

# ARKANSAS RAZORBACKS

Saturday, October 20, 2018 • 11 a.m. • Donald W. Reynolds Razorback Stadium (76,000) • Fayetteville, Ark.

## BROADCAST INFORMATION

### SEC Network

Taylor Zarzour, Play-By-Play  
Matt Stinchcomb, Analyst  
Kris Budden, Reporter

### RAZORBACK/IMG SPORTS NETWORK

Chuck Barrett, Play-By-Play  
Quinn Grovey, Analyst  
Geno Bell, Reporter

### SIRIUS/XM RADIO

Sirius Channel 105  
XM Channel 190

## COACHING STAFF

### ON THE FIELD (Year at Arkansas)

Chad Morris - Head Coach (1st)  
Steve Caldwell - Defensive Line (1st)  
Ron Cooper - Secondary (1st)  
Dustin Fry - Offensive Line (1st)  
Jeff Traylor - Associate Head Coach/Running Backs (1st)  
Justin Stepp - Wide Receivers (1st)

### IN THE BOOTH

John Chavis - Defensive Coordinator/Linebackers (1st)  
Joe Craddock - Offensive Coordinator/Quarterbacks (1st)  
Barry Lunney Jr. - Tight Ends (6th)  
John Scott Jr. - Defensive Line (2nd)  
Mark Smith - Secondary (1st)

## FOUR DOWNS

476

>>>>>>

Arkansas' 476 yards of total offense last weekend was a season-high and the team's fourth game of 400+ yards of total

109

>>>>>>

Rakeem Boyd racked up 109 rushing yards against the Rebels, giving him back-to-back 100-yard performances.

77

>>>>>>

De'Jon Harris leads the SEC in total tackles with 77 after racking up 13 against Ole Miss last week.

4

>>>>>>

Connor Limpert connected on four field goals against Ole Miss, making him the first Razorback since 2007 to do so.

## THE MATCHUP



at



### TULSA GOLDEN HURRICANE (1-5, 0-3 AAC)

AP/Coaches Rank: NR/NR

Head Coach: Philip Montgomery (Tarleton State, 1995)

Career Record: 19-25 (4th season)

Record at Tulsa: Same

### ARKANSAS RAZORBACKS (1-6, 0-4 SEC)

AP/Coaches Rank: NR/NR

Head Coach: Chad Morris (Texas A&M, 1992)

Career Record: 15-28 (4th season)

Record at Arkansas: 1-6 (1st season)

## THE RUNDOWN

• Arkansas hosts Tulsa at Donald W. Reynolds Razorback Stadium in Fayetteville for the first time since 2012. Saturday's game is also homecoming.

• The Razorbacks lead the all-time series with Tulsa 54-15-3 dating back to 1899. Arkansas has won the last 18 meetings with the Golden Hurricane, with all but one of those coming in Fayetteville.

• Arkansas is 41-5 all-time against Tulsa in Fayetteville, with four wins coming in Little Rock. Three of the five losses were decided by six points or less.

• Arkansas linebackers De'Jon Harris and Dre Greenlaw combined for 18 tackles in the game vs. Ole Miss. The Harris and Greenlaw duo has combined to lead the team in tackles in 16 of the last 19 games.

• Harris leads the SEC in tackles and ranks 15th nationally with his 77 stops while Santos Ramirez is fourth in the league with 53 and Greenlaw's 49 tackles in five games is tied for the fifth-best mark in the SEC. He also leads all active players in the league with 289 tackles.


• A week after hauling in a career-high seven passes, including two touchdowns, Cheyenne O'Grady added to it with a career-long 39-yard TD reception for his third score of the year.

• Arkansas' 476 yards of total offense marked back-to-back weeks the Razorbacks have accumulated over 400 yards. Of the 476 yards, 300 came on the ground, a season-high and the first 300-yard rushing game by the Razorbacks since a 357-yard performance at Mississippi State on Nov. 18, 2016.

• The Razorbacks are averaging 34.3 points and 391.3 yards per game in the team's three games at Donald W. Reynolds Razorback Stadium this season.

## RETURNING TEAM LEADERS

### PASSING



### TY STOREY

81/142 (57.0%)  
983 YARDS  
7 TD/5 INT

### RUSHING



### RAKEEM BOYD

53 ATTEMPTS  
403 YARDS  
1 TD

### RECEIVING



### La'MICHAEL PETTWAY

18 RECEPTIONS  
273 YARDS  
4 TD

### TACKLES



### DE'JON HARRIS

77 TACKLES  
6.0 TFL  
4 PBU

## 2018 SCHEDULE & RESULTS



**EASTERN ILLINOIS**  
Sept. 1  
Fayetteville, Ark.  
SEC Network  
W 55-20



**COLORADO STATE**  
Sept. 8  
Ft. Collins, Colo.  
CBSSN  
L 34-27



**NORTH TEXAS**  
Sept. 15  
Fayetteville, Ark.  
SEC Network-Alt  
L 44-17



**at AUBURN**  
Sept. 22  
Auburn, Texas  
SEC Network  
L 34-3



**vs. TEXAS A&M**  
Sept. 29  
Arlington, Texas  
ESPN  
L 24-17



**ALABAMA**  
Oct. 6  
Fayetteville, Ark.  
ESPN  
L 65-31



**OLE MISS**  
Oct. 13  
Little Rock, Ark.  
SECN  
L 37-33



**TULSA**  
Oct. 20  
Fayetteville, Ark.  
SECN  
11 a.m.



**VANDERBILT**  
Oct. 27  
Fayetteville, Ark.  
SECN  
11 a.m.



**LSU**  
Nov. 10  
Fayetteville, Ark.



**at MISS. STATE**  
Nov. 17  
Starkville, Miss.



**at MISSOURI**  
Nov. 23  
Columbia, Mo.  
CBS  
1:30 p.m.

## THE GAME: TULSA at ARKANSAS

### SERIES HISTORY

Arkansas leads 54-15-3

### STATISTICAL BREAKDOWN: TULSA at ARKANSAS

| Date           | UA/Opp Rank | Site               | Result   | Arkansas          | Rank: SEC (FBS) | Category                 | Tulsa   | Rank: AAC (FBS)    |
|----------------|-------------|--------------------|----------|-------------------|-----------------|--------------------------|---------|--------------------|
| Oct. 28, 1899  |             | Fayetteville, Ark. | W, 11-0  | 26.1              | 13 (85)         | Scoring Offense          | 24.3    | 10 (103)           |
| Nov. 3, 1899   |             | Muskogee, Okla.    | T, 0-0   | 36.9              | 14 (115)        | Scoring Defense          | 30.2    | 7 (82)             |
| Nov. 9, 1901   |             | Fayetteville, Ark. | W, 48-0  | 375.9             | 12 (94)         | Total Offense            | 381.2   | 7 (88)             |
| Oct. 22, 1902  |             | Muskogee, Okla.    | W, 33-0  | 435.0             | 13 (101)        | Total Defense            | 398.5   | 7 (78)             |
| Oct. 27, 1917  |             | Fayetteville, Ark. | W, 19-7  | 168.6             | 10 (71)         | Rushing Offense          | 209.0   | 7 (32)             |
| Oct. 26, 1918  |             | Fayetteville, Ark. | W, 23-6  | 147.1             | 9 (54)          | Rushing Defense          | 214.5   | 11 (114)           |
| Nov. 1, 1919   |             | Fayetteville, Ark. | L, 7-63  | 207.3             | 10 (92)         | Passing Offense          | 172.2   | 11 (111)           |
| Nov. 4, 1922   |             | Fayetteville, Ark. | W, 1-0   | 287.9             | 12 (118)        | Pass Defense             | 184.0   | 4 (22)             |
| Nov. 26, 1925  |             | Tulsa, Okla.       | W, 20-7  | 21.35             | 8 (58)          | Kickoff Return Avg.      | 16.43   | 10 (117)           |
| Nov. 25, 1926  |             | Tulsa, Okla.       | L, 7-14  | 19.67             | 1 (10)          | Punt Return Avg.         | 6.25    | 9 (95)             |
| Oct. 4, 1930   |             | Tulsa, Okla.       | L, 6-26  | 30:45             | 7 (55)          | Time of Possession       | 31:12   | 4 (43)             |
| Nov. 30, 1933  |             | Tulsa, Okla.       | L, 0-7   | 31.3%             | 14 (123)        | 3rd Down Conv. Pct.      | 43.8%   | 5 (34)             |
| Nov. 29, 1934  |             | Tulsa, Okla.       | T, 7-7   | 36.0%             | 9 (45)          | Opp. 3rd-D Conv. Pct.    | 39.3%   | 4 (74)             |
| Nov. 28, 1935  |             | Tulsa, Okla.       | W, 14-7  | 32.15             | 14 (123)        | Net Punting              | 43.48   | 1 (4)              |
| Nov. 26, 1936  |             | Tulsa, Okla.       | W, 23-13 | -0.57             | 11 (104)        | Turnover Margin          | -1.00   | 10 (119)           |
| Nov. 25, 1937  |             | Tulsa, Okla.       | W, 28-7  | 7                 | 2 (10)          | Fumbles Recovered        | 5       | 7 (59)             |
| Nov. 24, 1938  |             | Tulsa, Okla.       | T, 6-6   | 3                 | 3 (28)          | Fumbles Lost             | 9       | 12 (127)           |
| Nov. 30, 1939  |             | Tulsa, Okla.       | W, 23-0  | 4                 | 10 (83)         | Passes Intercepted       | 5       | 7 (59)             |
| Nov. 28, 1940  |             | Tulsa, Okla.       | W, 27-21 | 11                | 7 (35)          | Turnovers Gained         | 10      | 7 (55)             |
| Nov. 27, 1941  |             | Tulsa, Okla.       | W, 13-6  | 15                | 14 (117)        | Turnovers Lost           | 16      | 12 (124)           |
| Nov. 26, 1942  | NR/6        | Tulsa, Okla.       | L, 7-40  | 118.66            | 14 (105)        | Passing Efficiency       | 106.22  | 10 (120)           |
| Nov. 25, 1943  | NR/20       | Tulsa, Okla.       | L, 0-61  | 150.15            | 13 (109)        | Pass Efficiency Defense  | 116.32  | 5 (33)             |
| Nov. 23, 1944  |             | Tulsa, Okla.       | L, 2-33  | 41                | 5 (65)          | Fewest Penalties         | 50      | 11 (105)           |
| Nov. 23, 1945  | NR/17       | Tulsa, Okla.       | L, 13-45 | 373               | 5 (68)          | Fewest Yards Penalized   | 440     | 10 (101)           |
| Nov. 28, 1946  | 10/NR       | Tulsa, Okla.       | L, 13-14 | 2.0               | 9 (67)          | Sacks                    | 1.17    | 10 (117)           |
| Nov. 27, 1947  |             | Tulsa, Okla.       | W, 27-13 | 2.29              | 12 (75)         | Sacks Allowed            | 3.67    | 11 (114)           |
| Nov. 20, 1948  |             | Little Rock, Ark.  | W, 55-18 | 6.1               | 9 (61)          | Tackles for Losses       | 5.2     | 10 (99)            |
| Nov. 26, 1949  |             | Fayetteville, Ark. | W, 40-7  | 7.43              | 13 (106)        | Tackles for Loss Allowed | 8.33    | 11 (123)           |
| Nov. 23, 1950  |             | Tulsa, Okla.       | L, 13-28 | 135               | 11 (64)         | First Downs              | 128     | 8 (82)             |
| Nov. 24, 1951  |             | Little Rock, Ark.  | W, 24-7  | 154               | 12 (111)        | First Downs Allowed      | 127     | 4 (63)             |
| Nov. 22, 1952  |             | Tulsa, Okla.       | L, 34-44 | 86.4%             | 7 (54)          | Red Zone Offense         | 81.5%   | 10 (87)            |
| Nov. 28, 1953  |             | Fayetteville, Ark. | W, 27-7  | 83.3%             | 9 (54)          | Red Zone Defense         | 76.9%   | 4 (33)             |
| Sept. 25, 1954 |             | Fayetteville, Ark. | W, 41-0  | INDIVIDUAL STATS  |                 |                          |         |                    |
| Sept. 17, 1955 |             | Fayetteville, Ark. | W, 21-6  |                   |                 |                          |         |                    |
| Sept. 28, 1957 |             | Fayetteville, Ark. | W, 41-14 | ARKANSAS          |                 |                          |         |                    |
| Sept. 27, 1958 |             | Fayetteville, Ark. | L, 14-27 |                   |                 |                          |         |                    |
| Sept. 19, 1959 |             | Fayetteville, Ark. | W, 28-0  | Rushing           |                 |                          |         |                    |
| Sept. 24, 1960 |             | Fayetteville, Ark. | W, 48-7  |                   |                 |                          |         |                    |
| Sept. 30, 1961 |             | Fayetteville, Ark. | W, 6-0   | Att.              | Yds.            | Avg.                     | TD      | TULSA              |
| Sept. 29, 1962 | 11/NR       | Fayetteville, Ark. | W, 42-14 | Rakeem Boyd       | 53              | 403                      | 7.6     | 1                  |
| Oct. 26, 1963  | 11/NR       | Fayetteville, Ark. | W, 56-7  | Devwah Whaley     | 65              | 298                      | 4.6     | 2                  |
| Sept. 26, 1964 | 11/NR       | Fayetteville, Ark. | W, 31-22 | Ty Storey         | 45              | 177                      | 3.9     | 1                  |
| Sept. 25, 1965 | 5/NR        | Fayetteville, Ark. | W, 20-12 | Passing           |                 |                          |         |                    |
| Sept. 24, 1966 | 6/NR        | Fayetteville, Ark. | W, 27-8  |                   |                 |                          |         |                    |
| Sept. 30, 1967 |             | Fayetteville, Ark. | L, 12-14 | Comp.             | Att.            | Yds.                     | TD/Int. | Passing            |
| Sept. 28, 1968 |             | Fayetteville, Ark. | W, 56-13 | Ty Storey         | 81              | 142                      | 983     | 7/5                |
| Sept. 27, 1969 | 3/NR        | Fayetteville, Ark. | W, 55-0  | Cole Kelley       | 34              | 63                       | 448     | 5/5                |
| Sept. 26, 1970 | 12/NR       | Fayetteville, Ark. | W, 26-7  | Connor Noland     | 4               | 7                        | 25      | 0/1                |
| Sept. 25, 1971 | 7/NR        | Fayetteville, Ark. | L, 20-21 | Receiving         |                 |                          |         |                    |
| Sept. 30, 1972 |             | Fayetteville, Ark. | W, 21-20 |                   |                 |                          |         |                    |
| Oct. 27, 1973  |             | Little Rock, Ark.  | W, 20-6  | Rec.              | Yds.            | Avg.                     | TD      | Receiving          |
| Sept. 28, 1974 |             | Fayetteville, Ark. | W, 60-0  | LaMichael Pettway | 18              | 273                      | 15.2    | 4                  |
| Sept. 27, 1975 |             | Fayetteville, Ark. | W, 31-15 | Rakeem Boyd       | 15              | 140                      | 9.3     | 0                  |
| Sept. 25, 1976 | 12/NR       | Fayetteville, Ark. | L, 3-9   | Cheyenne O'Grady  | 13              | 166                      | 12.8    | 3                  |
| Sept. 24, 1977 | 16/NR       | Fayetteville, Ark. | W, 37-3  | Jordan Jones      | 11              | 168                      | 15.3    | 1                  |
| Sept. 30, 1978 | 2/NR        | Fayetteville, Ark. | W, 19-7  | Punting           |                 |                          |         |                    |
| Sept. 29, 1979 | 13/11       | Fayetteville, Ark. | W, 33-8  |                   |                 |                          |         |                    |
| Sept. 27, 1980 | 15/NR       | Fayetteville, Ark. | W, 13-10 | No.               | Yds.            | Avg.                     | Long    | Punting            |
| Sept. 12, 1981 |             | Fayetteville, Ark. | W, 14-10 | Reid Bauer        | 31              | 1202                     | 38.8    | 64                 |
| Sept. 11, 1982 | 13/NR       | Fayetteville, Ark. | W, 38-0  | Punt Returns      |                 |                          |         |                    |
| Sept. 10, 1983 |             | Fayetteville, Ark. | W, 17-14 |                   |                 |                          |         |                    |
| Sept. 22, 1984 |             | Fayetteville, Ark. | W, 18-9  | No.               | Yds.            | Avg.                     | Long    | Punt Returns       |
| Sept. 21, 1985 | 14/NR       | Little Rock, Ark.  | W, 24-0  | Deon Stewart      | 3               | 59                       | 19.7    | 45                 |
| Sept. 20, 1986 | 12/NR       | Fayetteville, Ark. | W, 34-17 | Kickoff Returns   |                 |                          |         |                    |
| Sept. 19, 1987 | 12/NR       | Fayetteville, Ark. | W, 30-15 |                   |                 |                          |         |                    |
| Sept. 10, 1988 |             | Fayetteville, Ark. | W, 30-26 | No.               | Yds.            | Avg.                     | Long    | Kickoff Returns    |
| Sept. 16, 1989 | 9/NR        | Fayetteville, Ark. | W, 26-7  | De'Vion Warren    | 9               | 251                      | 27.9    | 78                 |
| Sept. 15, 1990 | 15/NR       | Fayetteville, Ark. | W, 28-3  | Tackles           |                 |                          |         |                    |
| Nov. 13, 1993  |             | Fayetteville, Ark. | W, 24-11 |                   |                 |                          |         |                    |
| Sept. 6, 2003  |             | Fayetteville, Ark. | W, 45-13 | UT-AT             | TT              | TFL                      | Other   | Tackles            |
| Nov. 1, 2008   | NR/19       | Fayetteville, Ark. | W, 30-23 | 40-37             | 77              | 6.0                      | 4 PBU   | Cooper Edmiston    |
| Nov. 3, 2012   |             | Fayetteville, Ark. | W, 19-15 | 29-24             | 53              | 0.0                      | 1 FR    | McKinley Whitfield |
|                |             |                    |          | 22-27             | 49              | 5.5                      | 2 INT   | Zaven Collins      |
|                |             |                    |          | 19-15             | 34              | 0.0                      | 4 PBU   | Manny Bunch        |

~ Arkansas victory by forfeit

LAST MEETING: ARKANSAS 19, TULSA 15

| Score by Quarters | 1  | 2  | 3 | 4 | Total |
|-------------------|----|----|---|---|-------|
| Tulsa             | 0  | 12 | 3 | 0 | 15    |
| Arkansas          | 10 | 3  | 0 | 6 | 19    |

**Qtr Time Scoring play**

|     |       |  |
|-----|-------|--|
| 1st | 12:26 | AR - Dennis Johnson 8 yd run (Zach Hocker kick), 7-75 2:34         |
|     | 04:06 | AR - Zach Hocker 31 yd field goal, 9-61 3:56                       |
| 2nd | 11:42 | TLS - A. Singleton 1 yd run (D. Schwarz kick failed), 16-75 7:24   |
|     | 06:02 | AR - Zach Hocker 46 yd field goal, 4-1 2:02                        |
|     | 02:49 | TLS - T. Watts 29 yd run (D. Schwarz kick blockd), 9-75 3:13       |
| 3rd | 09:15 | TLS - D. Schwarz 29 yd field goal, 6-34 1:09                       |
| 4th | 10:08 | AR - Dennis Johnson 1 yd run (Tyler Wilson rush failed), 4-76 1:48 |

|                                  | TLS     | AR      |
|----------------------------------|---------|---------|
| <b>FIRST DOWNS</b>               | 17      | 18      |
| <b>RUSHES-YARDS (NET)</b>        | 36-106  | 33-135  |
| <b>PASSING YDS (NET)</b>         | 222     | 272     |
| Passes Att-Comp-Int              | 37-22-0 | 31-21-1 |
| <b>TOTAL OFFENSE PLAYS-YARDS</b> | 73-328  | 64-407  |
| Fumble Returns-Yards             | 1-33    | 0-0     |
| Punt Returns-Yards               | 1-9     | 3-37    |
| Kickoff Returns-Yards            | 1-29    | 1-4     |
| Interception Returns-Yards       | 1-0     | 0-0     |
| Punts (Number-Avg)               | 4-45.8  | 3-58.3  |
| Fumbles-Lost                     | 4-1     | 3-1     |
| Penalties-Yards                  | 4-32    | 5-21    |
| Possession Time                  | 29:41   | 30:19   |
| Third-Down Conversions           | 3 of 15 | 7 of 15 |
| Fourth-Down Conversions          | 2 of 4  | 0 of 1  |
| Red-Zone Scores-Chances          | 2-3     | 3-6     |
| Sacks By: Number-Yards           | 1-6     | 2-15    |

RUSHING: Tulsa-T. Watts 19-81; J. Douglas 5-19; C. Green 8-17; A. Singleton 3-minus 2; Team 1-minus 9. Arkansas-Dennis Johnson 22-109; J. Williams 7-27; Tyler Wilson 3-1; Team 1-minus 2.

PASSING: Tulsa-C. Green 22-37-0-222. Arkansas-Tyler Wilson 21-31-1-272.

RECEIVING: Tulsa-K. Garrett 12-94; W. Carter 4-24; T. Watts 2-53; T. Roberson 2-36; J. James 2-15. Arkansas-Cobi Hamilton 11-177; Dennis Johnson 3-43; Julian Horton 3-22; D. Wilson 2-25; D'Arthur Cowan 2-5.

INTERCEPTIONS: Tulsa-D. Mccoil 1-0. Arkansas-None.

FUMBLES: Tulsa-Team 2-0; T. Watts 1-0; C. Green 1-1. Arkansas-Cobi Hamilton 1-0; Dennis Johnson 1-0; Julian Horton 1-1.

Tulsa (7-2) vs. Arkansas (4-5)

Date: Nov 03, 2012 • Site: Fayetteville, Ark. • Stadium: DWR Razorback

Attendance: 64451

Kickoff time: 11:24 am • End of Game: 2:28 pm • Total elapsed time: 3:04

Officials: Referee: Matt Austin; Umpire: Wilbur Hackett; Linesman: Lane Thomas;

Line judge: Tim Beard; Back judge: Stan Murray; Field judge: Blake Parks;

Side judge: Chris Jamison; Center judge: Gaven Smith;

Temperature: 55 • Wind: NNW @ 10 • Weather: Clear

## IN DEPTH CHART: OFFENSE

WR



### 8 Mike Woods ||| 6-1, 190, Fr.

Has a catch in five-straight games ... Caught his first collegiate TD 9/29 ... Made his debut 9/8 ... Three-star recruit by ESPN and 247Sports ... Early enrollee ... Chose Arkansas over Vanderbilt, Washington State, Texas Tech and others.


| 2018   | REC | YDS | TD |
|--------|-----|-----|----|
| Totals | 11  | 144 | 1  |
|        | 11  | 144 | 1  |

### 16 La'Michael Pettway ||| 6-2, 219, Jr.

Leads the team in receptions (18), yards (273) and touchdowns (4) ... Hauled in a 39-yard touchdown pass from Kelley in the second quarter vs. Ole Miss to put Arkansas up, 24-10 ... led the squad in catches (3) & yards (77) vs. the Rebels.

| 2018   | REC | YDS | TD |
|--------|-----|-----|----|
| 2018   | 18  | 273 | 4  |
| 2017   | 6   | 92  | 0  |
| 2016   | 1   | 10  | 1  |
| Totals | 25  | 375 | 5  |

TE



### 44 Austin Cantrell ||| 6-3, 263, Jr.

Posted a career-high 53 yards on two catches against Eastern Illinois (9/1), including a 42-yard play ... Started a career-high 10 games in 2017 after starting five in 2016...Had at least one reception in eight games last season.

| 2018   | REC | YDS | TD |
|--------|-----|-----|----|
| 2018   | 6   | 90  | 1  |
| 2017   | 13  | 85  | 0  |
| 2016   | 13  | 120 | 2  |
| Totals | 32  | 295 | 3  |

### 85 Cheyenne O'Grady ||| 6-4, 251, Jr.

Scored first TD of the game vs. Ole Miss (10/13) on a 39-yard play ... Caught 7 passes, 2 TDs 10/6 ... Earned his second career start 9/29 ... Son of the late Larry Marks, who was a three-year basketball letterwinner at Arkansas 1988-90.

| 2018   | REC | YDS | TD |
|--------|-----|-----|----|
| 2018   | 13  | 166 | 3  |
| 2017   | 21  | 132 | 2  |
| 2016   | 3   | 63  | 1  |
| Totals | 37  | 361 | 6  |

LT



### 74 Colton Jackson ||| 6-5, 301, Jr.

Started first game of 2018 at Auburn 9/22 after missing early season games due to back surgery ... Started 10 of 12 games at left tackle in 2017 ... Played third-most offensive snaps last season (702).


| 2018   | GP | GS |
|--------|----|----|
| 2018   | 5  | 4  |
| 2017   | 12 | 10 |
| 2016   | 12 | 3  |
| Totals | 29 | 17 |

### 73 Noah Gatlin ||| 6-7, 293, Fr.

Started his first career game 9/8 ... Consensus three-star recruit ... Helped pave the way for Jonesboro HS to 2,395 yards, averaging 6.8 yards per carry ... Chose Arkansas over Mississippi State, Arizona State and others.

| 2018   | GP | GS |
|--------|----|----|
| 2018   | 3  | 2  |
| Totals | 3  | 2  |

LG



### 51 Hjalte Froholdt ||| 6-5, 315, Sr. >>> Preseason second-team All-SEC

Allowed first sack in 746 pass protection snaps in fourth quarter vs. Rebels ... Saw action in 747 snaps last season starting all 12 games at left guard ... Graded as No. 9 offensive lineman in the SEC and No. 2 guard according to PFF in 2017.

| 2018   | GP | GS |
|--------|----|----|
| 2018   | 7  | 7  |
| 2017   | 12 | 12 |
| 2016   | 13 | 13 |
| 2015   | 10 | 0  |
| Totals | 42 | 32 |

### 54 Austin Capps ||| 6-4, 311, Jr.

Making the transition from the defensive line to the offensive line ... Appeared in all 12 games in 2017 and 12-of-13 in 2016 ... Totaled 22 tackles last season on 272 defensive snaps ... A four-star recruit by ESPN, Scout and 247Sports.

| 2018   | GP | GS |
|--------|----|----|
| 2018   | 6  | 0  |
| 2017   | 12 | 0  |
| 2016   | 12 | 0  |
| Totals | 28 | 0  |

C



### 66 Ty Clary ||| 6-4, 288, So.

Started the last four games at center ... Opened 2017 season with four-straight starts at RG his freshman year & played in seven total on the line ... Did not allow a sack in 115 snaps last season ... Three-star recruit from Fayetteville HS.

| 2018   | GP | GS |
|--------|----|----|
| 2018   | 7  | 6  |
| 2017   | 7  | 4  |
| Totals | 14 | 10 |

### 57 Shane Clenin ||| 6-6, 302, R-Fr.

Redshirted during his first year on campus ... Consensus three-star prospect by ESPN, Rivals, Scout and 247Sports ... Rated the No. 1 offensive tackle in the state of Missouri by Scout ... The first-ever Division I signee from Jefferson HS.

| 2018   | GP | GS |
|--------|----|----|
| 2018   | 2  | 1  |
| Totals | 2  | 1  |

RG



### 62 Johnny Gibson ||| 6-4, 319, Sr.

Started all seven games at RG this season ... Notched a team-high 807 offensive snaps in 2017 over 12 starts - six games at RG, four games at RG and once at LT ... Allowed one sack and four total pressures over the last five games of 2017.

| 2018   | GP | GS |
|--------|----|----|
| 2018   | 7  | 7  |
| 2017   | 12 | 12 |
| Totals | 19 | 19 |

### 68 Kirby Adcock ||| 6-5, 280, R-Fr.

Redshirted during his first year on campus ... Tabbed the No. 4 player in Arkansas being a consensus three-star prospect by ESPN, Rivals, Scout and 247Sports ... Winner of the 2016 Willie Roaf Award, given to the best HS OL in Arkansas.

| 2018   | GP | GS |
|--------|----|----|
| 2018   | 3  | 1  |
| Totals | 3  | 1  |

RT



### 60 Brian Wallace ||| 6-6, 320, Sr. >>> Preseason third-team All-SEC

Made 14 consecutive starts at RT, dating back to 2017 ... Played in 11 games while starting the final seven games of 2017 at right tackle ... Played a total of 468 offensive snaps last season, allowing only three sacks.


| 2018   | GP | GS |
|--------|----|----|
| 2018   | 7  | 7  |
| 2017   | 11 | 7  |
| 2016   | 12 | 10 |
| 2015   | 0  | 3  |
| Totals | 30 | 28 |

### 78 Dalton Wagner ||| 6-9, 302, R-Fr.

Played in six of seven games in 2018 ... Redshirted his initial year with the program ... Consensus three-star prospect according to ESPN, Rivals, Scout and 247Sports ... Chose Arkansas over Louisville, Utah, California, Vanderbilt and others.

| 2018   | GP | GS |
|--------|----|----|
| 2018   | 6  | 0  |
| Totals | 6  | 0  |

QB



### 4 Ty Storey ||| 6-2, 215, Jr.

Started five of six games played ... Thrown for 100+ yards in all but one ... First career start 9/8 ... Saw action in two games in 2017 ... Consensus four-star recruit & chose Arkansas over Alabama, Auburn & others.

| 2018   | C-A-I    | YDS | TD |
|--------|----------|-----|----|
| 2018   | 81-142-5 | 983 | 7  |
| 2017   | 0-0-0    | 0   | 0  |
| 2016   | 1-4-0    | 3   | 0  |
| Totals | 82-146-5 | 986 | 7  |

### 15 Cole Kelley ||| 6-7, 258, So.

Tossed a 39-yard TD pass vs. Ole Miss ... Played in nine games, starting four (at No. 1 Alabama, No. 21 Auburn, at Ole Miss, Coastal Carolina) in 2017 ... Earned SEC Freshman of the Week after a comeback win at Ole Miss.

| 2018   | C-A-I     | YDS   | TD |
|--------|-----------|-------|----|
| 2018   | 34-63-5   | 448   | 5  |
| 2017   | 80-151-3  | 1,130 | 8  |
| Totals | 114-214-8 | 1,572 | 13 |

RB



### 21 Devwah Whaley ||| 5-11, 209, Jr.

Rushed for 67 yards on 12 attempts in 10/13 return ... Career-high 165 yards 9/8 ... Started 11 of 12 games last season ... One of two SEC running backs to score a rush or rec. TD in each of the last six regular season games in 2017.

| 2018  | ATT | YDS   | TD |
|-------|-----|-------|----|
| 2018  | 65  | 298   | 2  |
| 2017  | 127 | 557   | 7  |
| 2016  | 110 | 602   | 3  |
| Total | 302 | 1,459 | 12 |

### -OR- 5 Rakeem Boyd ||| 6-0, 200, So.

Back-to-back 100-yard rushing games (109 vs. Ole Miss & 102 vs. Alabama) ... First Razorback with 100+ vs. Alabama since Darren McFadden 2007 ... First career start 9/29 ... Rushed for 1,211 yards and 14 touchdowns at Independence CC in 2017.

| 2018   | ATT | YDS | TD |
|--------|-----|-----|----|
| 2018   | 53  | 403 | 0  |
| Totals | 53  | 403 | 0  |

WR



### 1 Jared Cornelius ||| 5-11, 203, Sr.

Started two of three games played in 2017 before sustaining an Achilles injury in the third game of the season ... Recorded five receptions for 43 yards and one touchdown ... Averaged 16.09 yards per catch in 2016.

| 2018   | REC | YDS   | TD |
|--------|-----|-------|----|
| 2018   | 53  | 53    | 0  |
| 2016   | 32  | 515   | 4  |
| 2015   | 24  | 393   | 3  |
| 2014   | 18  | 212   | 2  |
| Totals | 84  | 1,216 | 10 |

### 9 De'Vion Warren ||| 5-10, 180, So. >>> Preseason third-team All-SEC

Had a 78-yard kick return vs. Alabama (10/6) ... Caught his first TD pass 10/6 ... Returned a kick 100-yards for a touchdown against Auburn ... Averaged 26.4 yards per return last season ... A four-star prospect by ESPN out of high school.

| 2018   | REC | YDS | TD |
|--------|-----|-----|----|
| 2018   | 3   | 14  | 1  |
| 2017   | 1   | 5   | 0  |
| Totals | 4   | 19  | 1  |

WR



### 3 Deon Stewart ||| 5-11, 161, Jr.

Has a catch in 15-straight games (team-lead) ... A mainstay in the Razorback offense in 2017, seeing action in all 12 games last season with 33 catches for 404 yards ... Primary return specialist in 2016 - 419 KR yards on 21 returns.

| 2018   | REC | YDS | TD |
|--------|-----|-----|----|
| 2018   | 9   | 119 | 0  |
| 2017   | 33  | 404 | 3  |
| 2016   | 2   | 34  | 0  |
| Totals | 44  | 556 | 3  |

### 10 Jordan Jones ||| 6-1, 180, So.

TD catch vs. EIU (9/1) ... Started six games as a R-Freshman in 2017, finishing third in receiving yards (401) & receptions (21) and second in TD receptions (3) on the team ... Played against QB Ty Storey in Arkansas state championship game.

| 2018   | REC | YDS | TD |
|--------|-----|-----|----|
| 2018   | 11  | 168 | 1  |
| 2017   | 21  | 401 | 3  |
| Totals | 32  | 569 | 4  |



## IN DEPTH CHART: DEFENSE

|        | U-A-T    | TFL     | SACK   |
|--------|----------|---------|--------|
| 2018   | 13-11-24 | 4-0-16  | 1-0-6  |
| 2017   | 15-22-37 | 7-5-33  | 2-5-19 |
| 2016   | 8-19-27  | 5-5-23  | 2-5-13 |
| Totals | 36-52-88 | 17-0-72 | 6-0-38 |

### 3 McTelvin Agim ||| 6-3, 279, Jr.

Leads team with seven QBH ... Started 11 of 12 games played at DE in 2017 ... Posted 37 tackles, the second-most among defensive linemen ... Was second on the team in tackles for loss (7.5) ... Tied for third on the team in sacks (2.5) in 2017.



DE

|        | U-A-T  | TFL   | SACK  |
|--------|--------|-------|-------|
| 2018   | 5-5-10 | 1-0-1 | 0-0-0 |
| 2017   | 0-0-0  | 0-0-0 | 0-0-0 |
| 2016   | 0-0-0  | 0-0-0 | 0-0-0 |
| Totals | 5-5-10 | 1-0-1 | 0-0-0 |

### 91 Michael Taylor ||| 6-2, 248, Sr.

Has a tackle for loss & a forced fumble vs. EIU (9/1) in 2018 ... Saw action in two games last season ... Didn't participate in 2016 ... Tallied 50 tackles, including 11.5 for loss & four sacks in final season at Riverside City College (Calif.) in 2015.



DL

|        | U-A-T    | TFL    | SACK   |
|--------|----------|--------|--------|
| 2018   | 8-15-23  | 4-5-25 | 4-0-24 |
| 2017   | 2-2-4    | 0-0-0  | 0-0-0  |
| 2016   | 0-1-1    | 0-0-0  | 0-0-0  |
| 2015   | 2-0-2    | 0-0-0  | 0-0-0  |
| Totals | 12-18-30 | 4-5-25 | 4-0-24 |

### 90 Armon Watts ||| 6-5, 298, Sr.

Four sacks in the first five games ... has two forced fumbles vs. EIU (9/1) & CSU (9/8) ... Ranked as a three-star prospect ... Chose Arkansas over Missouri, Kentucky, Cincinnati and Wisconsin among others.



DL

|        | U-A-T    | TFL   | SACK  |
|--------|----------|-------|-------|
| 2018   | 3-6-9    | 1-0-2 | 0-0-0 |
| 2017   | 8-13-21  | 3-5   | 1-0-0 |
| Totals | 11-19-30 | 3-5   | 1-0-0 |

### 7 Briston Guidry ||| 6-2, 292, So.

Scored his second career TD vs. EIU on a fumble recovery ... Played in 11 games during his freshman season, racking up 21 tackles with 3.5 for loss over 280 defensive snaps ... A four-star recruit out of Kenner, La.



DE

|        | U-A-T     | TFL     | SACK   |
|--------|-----------|---------|--------|
| 2018   | 6-10-16   | 2-0-8   | 1-0-5  |
| 2017   | 10-16-26  | 1-5-3   | 0-0-0  |
| 2016   | 1-3-4     | 4-0-17  | 2-0-15 |
| 2015   | 17-29-51  | 7-5-28  | 3-0-20 |
| Totals | 34-55-100 | 14-0-33 | 5-0-20 |

### 52 TJ Smith ||| 6-3, 304, Jr.

Has 2.0 tackles for loss this year ... Played in five games in 2017 with four tackles including 1.5 for loss ... Redshirted as a true freshman ... Three-star recruit ... Chose Arkansas over Missouri, Vanderbilt, N. Carolina, Wake Forest & others.




LB

|        | U-A-T  | TFL   | SACK  |
|--------|--------|-------|-------|
| 2018   | 0-5-5  | 0-0-0 | 0-0-0 |
| 2017   | 2-4-6  | 0-5-0 | 0-0-0 |
| Totals | 2-9-11 | 0-5-0 | 0-0-0 |

### 42 Jonathan Marshall ||| 6-3, 301, So.

Had a tackle vs. Ole Miss ... Played in all 12 games last season over 160 defensive snaps ... Finished with six tackles, including 0.5 for loss & two quarterback hurries ... Three-star recruit that chose Arkansas over TCU, Nebraska & others.



LB

|        | U-A-T    | TFL     | SACK   |
|--------|----------|---------|--------|
| 2018   | 8-10-18  | 5-0-22  | 2-0-15 |
| 2017   | 20-22-42 | 5-5-18  | 2-0-13 |
| 2016   | 13-10-23 | 5-5-32  | 2-5-20 |
| 2014   | 5-3-8    | 0-1-1   | 0-0-0  |
| Totals | 46-45-91 | 14-0-63 | 5-5-42 |

### 10 Randy Ramsey ||| 6-4, 236, Sr.

Had 2.5 tackles for loss vs. Ole Miss for 5.0 total in 2018 ... Played in all 12 games with eight starts at OLB in 2017 ... Finished with 42 tackles, including 5.5 for loss and 2.0 sacks, six quarterback hurries & a forced fumble.



LB

|        | U-A-T  | TFL   | SACK  |
|--------|--------|-------|-------|
| 2018   | 3-8-11 | 1-5-3 | 0-0-0 |
| 2017   | 1-0-1  | 0-0-0 | 0-0-0 |
| Totals | 4-8-12 | 1-5-3 | 0-0-0 |

### 6 Gabe Richardson ||| 6-3, 240, Jr.

Recovered a fumble vs. UNT (9/15) ... First career start 9/8 ... Saw action in four games in 2017 ... Forced a fumble that was recovered 18 yards for a TD by Henre' Toliver in the 2017 season opener against Florida A&M.



CB

|        | U-A-T  | TFL   | SACK  |
|--------|--------|-------|-------|
| 2018   | 5-8-13 | 0-0-0 | 0-0-0 |
| 2017   | 3-0-3  | 0-0-0 | 0-0-0 |
| Totals | 8-8-16 | 0-0-0 | 0-0-0 |

### 27 Hayden Henry ||| 6-2, 222, So.

Earned first career start 9/29 ... Played a key role on special teams & recorded three tackles ... Earned a scholarship following the season ... A three-star recruit named the Arkansas Democrat-Gazette Prep Defensive Player of the Year.



SS

|        | U-A-T  | TFL   | SACK  |
|--------|--------|-------|-------|
| 2018   | 1-4-5  | 0-5-2 | 0-0-0 |
| 2017   | 3-3-6  | 0-0-0 | 0-0-0 |
| Totals | 4-7-11 | 0-5-2 | 0-0-0 |

### 22 Deon Edwards ||| 6-1, 212, So.

Played in nine games, primarily on special teams in 2017 ... Recorded six tackles - five on special teams & one on defense ... A consensus three-star recruit who chose Arkansas over South Carolina, Missouri, Louisville & others.



FS

|        | U-A-T       | TFL     | SACK   |
|--------|-------------|---------|--------|
| 2018   | 40-37-77    | 6-0-18  | 2-0-11 |
| 2017   | 66-49-115   | 8-5-25  | 3-5-18 |
| 2016   | 18-19-37    | 2-0-8   | 1-0-6  |
| Totals | 124-105-219 | 16-5-51 | 6-5-35 |

### 8 DeJon Harris ||| 6-0, 244, Jr. >>> Preseason third-team All-SEC

Leads the SEC in tackles ... Career-high 16 tackles 9/29 ... 13 vs. Ole Miss ... Led the team in total tackles (115), TFLs (8.5) and sacks (3.5) in 2017 ... First Razorback to lead a team in tackles, TFL & sacks in the same season since at least 1973.




CB

|        | U-A-T    | TFL    | SACK  |
|--------|----------|--------|-------|
| 2018   | 7-12-19  | 2-5-4  | 0-0-0 |
| 2017   | 22-16-38 | 3-5-15 | 1-0-9 |
| Totals | 29-28-57 | 6-0-19 | 1-0-9 |

### 31 Grant Morgan ||| 5-11, 220, So.

Saw action in all 12 games totalling 38 tackles, including 3.5 for loss and 1.0 sack ... Played 212 defensive snaps ... Played a season-high 58 snaps & recorded a season-high eight tackles in the season finale against Missouri.




SS

|        | U-A-T       | TFL     | SACK   |
|--------|-------------|---------|--------|
| 2018   | 22-27-49    | 5-5-5   | 1-0-1  |
| 2017   | 52-51-103   | 1-15-15 | 1-0-14 |
| 2016   | 22-20-42    | 1-5-3   | 0-0-0  |
| 2015   | 46-49-95    | 3-5-20  | 1-0-14 |
| Totals | 137-139-216 | 11-5-43 | 3-0-29 |

### 23 Dre Greenlaw ||| 6-0, 227, Sr.

Has two INT's in 2018 ... Started all 12 games at WLB in 2017 ... Had over 100 tackles (103) for the first time in his career - second on the team for the second time in three years ... Ranked fourth in the SEC in double-digit tackle games (6).




LB

|        | U-A-T   | TFL   | SACK  |
|--------|---------|-------|-------|
| 2018   | 3-10-13 | 1-5-2 | 0-0-0 |
| Totals | 3-10-13 | 1-5-2 | 0-0-0 |

### 16 Bumper Pool ||| 6-2, 223, Fr.

Recovered a fumble vs. EIU (9/1) & returned 60 yards ... First start 9/8 ... Four-star recruit by 247Sports & Rivals - 166 tackles (108 solo), 14 TFL, four PBUs, forced three fumbles, three INTs ... Chose Arkansas over Alabama, LSU & others.




CB

|        | U-A-T    | TFL   | INT  |
|--------|----------|-------|------|
| 2018   | 21-5-26  | 2-0-8 | 2-0  |
| 2017   | 1-0-1    | 0-0-0 | 0-0  |
| 2016   | 33-14-47 | 0-5-0 | 2-75 |
| 2015   | 6-4-10   | 0-0-0 | 1-8  |
| Totals | 61-23-84 | 2-5-8 | 5-83 |

### 11 Ryan Pulley ||| 5-11, 198, Jr.

Has two INT's in 2018 at CSU & vs. Ole Miss ... Sustained a right pectoral injury in the 2017 opener & missed the rest of the year ... Started the final 12 games of 2016 & led the team with 13 pass breakups & finished fifth with 47 tackles.




SS

|        | U-A-T | TFL   | INT |
|--------|-------|-------|-----|
| 2018   | 2-1-3 | 0-0-0 | 0-0 |
| Totals | 2-1-3 | 0-0-0 | 0-0 |

### 21 Montaric Brown ||| 6-0, 187, R-Fr.

Redshirted in his first year on campus in 2017 ... A consensus four-star recruit out of Ashdown, Ark., ranked top prospect in state by Rivals, Scout and 247Sports ... Chose Arkansas over Alabama, Auburn, LSU, Oklahoma State.




FS

|        | U-A-T    | TFL   | INT |
|--------|----------|-------|-----|
| 2018   | 19-15-34 | 0-0-0 | 0-0 |
| 2017   | 32-14-46 | 0-0-0 | 0-0 |
| Totals | 51-29-80 | 0-0-0 | 0-0 |

### 2 Kamren Curl ||| 6-2, 201, So.

Forced a fumble vs. UNT (9/15) ... Played the second-most snaps among all SEC true freshman cornerbacks (690), was sixth on the team & tied for fourth among SEC freshmen in tackles (46) & tied for the team lead in PBUs in 2017.



CB

|        | U-A-T | TFL   | INT |
|--------|-------|-------|-----|
| 2018   | 0-1-1 | 0-0-0 | 0-0 |
| Totals | 0-1-1 | 0-0-0 | 0-0 |

### 18 Myles Mason ||| 6-2, 208, Fr.

Four-star recruit by ESPN ... Top-10 prospect in Alabama by ESPN (No. 10) ... Helped Hewitt-Trussville to an 11-0 overall record and 7-0 mark in region play as a senior in 2017 ... Chose Arkansas over Alabama, Auburn, LSU & others.



FS

|        | U-A-T      | TFL   | INT  |
|--------|------------|-------|------|
| 2018   | 29-24-53   | 0-0-0 | 0-0  |
| 2017   | 34-29-63   | 2-0-4 | 1-16 |
| 2016   | 30-13-43   | 0-0-0 | 1-24 |
| 2015   | 22-13-35   | 0-0-0 | 1-18 |
| Totals | 115-79-194 | 2-0-4 | 3-58 |

### 9 Santos Ramirez ||| 6-2, 204, Sr. >>> Preseason third-team All-SEC

Recovered a fumble vs. EIU (9/1) ... One of only three players in the FBS in 2017 to record at least 60 tackles, an interception, eight pass breakups & three fumbles forced in 2017.



FS

|        | U-A-T | TFL   | INT |
|--------|-------|-------|-----|
| 2018   | 2-1-3 | 0-0-0 | 0-0 |
| Totals | 2-1-3 | 0-0-0 | 0-0 |

### 17 Joe Foucha ||| 5-11, 198, Fr.

Consensus three-star recruit by 247Sports, ESPN and Rivals ... Had 68 tackles, five interceptions, six forced fumbles, four fumble recoveries & 15 pass breakups as a senior ... Chose Arkansas over Alabama, Auburn, LSU & others.




CB

|        | U-A-T   | TFL   | INT |
|--------|---------|-------|-----|
| 2018   | 15-3-18 | 0-0-0 | 0-0 |
| Totals | 15-3-18 | 0-0-0 | 0-0 |

### 24 Jacques McClellion ||| 5-10, 190, R-Fr.

Team-high five PBUs in 2018 ... Redshirted initial year with the program ... Three-star prospect by ESPN, Rivals, Scout & 247Sports ... Totaled 46 tackles & 21 pass breakups as a senior ... Selected Arkansas over Florida, Louisville & others.



CB

|        | U-A-T | TFL   | INT |
|--------|-------|-------|-----|
| 2018   | 0-1-1 | 0-0-0 | 0-0 |
| 2017   | 2-0-2 | 0-0-0 | 0-0 |
| Totals | 2-1-3 | 0-0-0 | 0-0 |

### 14 Britto Tutt ||| 6-1, 180, Jr.

Earned first career start 9/15 ... Played in eight games & totaled two tackles last season ... Played in 10 games helping the team finish 8-3 as co-champs of the National Northern Conference as a freshman at Ventura College in 2015.

## RAZORBACK TRENDS

|                                   | 2018 | Morris | Streak |
|-----------------------------------|------|--------|--------|
| Overall                           | 1-6  | 15-28  | L6     |
| At Home                           | 1-2  | 11-12  | L2     |
| On the Road                       | 0-2  | 4-14   | L3     |
| Neutral                           | 0-2  | 0-2    | L4     |
| September                         | 1-4  | 8-10   | L4     |
| October                           | 0-2  | 4-9    | L2     |
| November                          | 0-0  | 3-9    | L1     |
| December-January                  | 0-0  | 0-0    | L1     |
| vs. SEC                           | 0-4  | 0-4    | L5     |
| vs. Non-Conference                | 1-2  | 7-8    | L2     |
| vs. Ranked Opponents              | 0-2  | 1-11   | L7     |
| <b>Record in Games...</b>         |      |        |        |
| Decided by 7 pts or less          | 0-3  | 4-7    | L3     |
| Decided by 3 pts or less          | 0-0  | 2-3    | W4     |
| During the day                    | 1-3  | 6-15   | L3     |
| At night                          | 0-3  | 9-13   | L5     |
| <b>Record When Scoring...</b>     |      |        |        |
| Less than 21 points               | 0-3  | 0-11   | L12    |
| 21+ points                        | 1-3  | 14-10  | L3     |
| 30+ points                        | 1-2  | 14-11  | L2     |
| 40+ points                        | 1-0  | 8-5    | W2     |
| 50+ points                        | 1-0  | 4-0    | W3     |
| <b>Record When Allowing...</b>    |      |        |        |
| Less than 14 points               | 0-0  | 1-0    | W11    |
| Less than 21 points               | 1-0  | 4-0    | W9     |
| 21+ points                        | 0-6  | 7-27   | L7     |
| <b>Record When...</b>             |      |        |        |
| Scoring first                     | 1-0  | 10-13  | W3     |
| Opponents score first             | 0-6  | 5-15   | L7     |
| Leading after the 1Q              | 1-2  | 11-10  | L2     |
| Trailing after the 1Q             | 0-4  | 2-15   | L5     |
| Leading at halftime               | 1-2  | 14-2   | L2     |
| Trailing at halftime              | 0-4  | 1-24   | L4     |
| Leading after the 3Q              | 1-1  | 10-1   | L1     |
| Trailing after the 3Q             | 0-5  | 4-28   | L6     |
| Tied going into the 4Q            | 0-0  | 0-0    | W1     |
| In overtime games                 | 0-0  | 1-1    | L1     |
| <b>Record With...</b>             |      |        |        |
| Less than 300 yards total offense | 0-2  | 0-5    | L8     |
| 400+ yards total offense          | 1-3  | 14-15  | L3     |
| 500+ yards total offense          | 0-0  | 4-3    | W1     |
| Less than 100 yards rushing       | 1-1  | 2-7    | W2     |
| 100+ yards rushing                | 0-5  | 13-21  | L6     |
| 200+ yards rushing                | 0-2  | 9-6    | L2     |
| 300+ yards rushing                | 0-1  | 2-1    | L1     |
| Less than 200 yards passing       | 0-4  | 2-8    | L5     |
| 200+ yards passing                | 1-2  | 13-20  | L2     |
| 300+ yards passing                | 1-0  | 6-6    | W1     |
| 400+ yards passing                | 0-0  | 0-1    | L2     |
| A 100-yard rusher                 | 0-3  | 8-9    | L3     |
| 2+ 100-yard rushers               | 0-0  | 2-0    | W8     |
| <b>Record When Allowing...</b>    |      |        |        |
| Less than 200 total yards         | 0-0  | 0-0    | W6     |
| 200+ total yards                  | 1-6  | 15-28  | L6     |
| 300+ total yards                  | 1-5  | 12-26  | L5     |
| 400+ total yards                  | 0-3  | 7-21   | L4     |
| Less than 100 rush yards          | 0-3  | 6-3    | L3     |
| 100+ rush yards                   | 1-3  | 8-26   | L3     |
| 200+ rush yards                   | 0-2  | 4-21   | L5     |
| Less than 200 pass yards          | 0-1  | 6-8    | L4     |
| 200+ pass yards                   | 1-5  | 9-20   | L5     |
| 300+ pass yards                   | 0-3  | 5-10   | L3     |
| 400+ pass yards                   | 0-0  | 2-4    | L2     |
| A 100-yard rusher                 | 0-2  | 2-16   | L3     |
| <b>Record When Having...</b>      |      |        |        |
| No turnovers                      | 1-0  | 7-3    | W3     |
| Less than 3 turnovers             | 1-4  | 12-18  | L4     |
| 3 or more turnovers               | 0-2  | 2-9    | L14    |
| No takeaways                      | 0-2  | 1-7    | L3     |
| Less than 3 takeaways             | 0-5  | 9-20   | L5     |
| 3 or more takeaways               | 1-0  | 6-6    | W2     |
| Win turnover battle               | 1-1  | 12-7   | L1     |
| Lost turnover battle              | 0-3  | 2-16   | L4     |
| Turnovers even                    | 0-2  | 1-5    | L3     |
| More than 30:00 TOP               | 0-4  | 10-14  | L5     |
| Less than 30:00 TOP               | 1-2  | 5-15   | L2     |

## RAZORBACK NOTEBOOK

### QUICK HITS

- Arkansas' 17 first quarter points against Ole Miss were the most by the Razorbacks in the opening frame of a contest this season. Over the last 32 games, Arkansas has only scored 17 points in the first quarter three times, also doing so against Virginia Tech in the 2016 Belk Bowl and vs. Missouri to end the 2017 season.
- The Razorbacks racked up 303 yards of total offense in the first half, including 208 in the first quarter, both season-highs.
- Twenty-seven of Arkansas' 33 points were scored in the first half of Saturday's game against Ole Miss. Going into the contest, the Razorbacks were averaging 13.7 first half points.
- The Razorbacks connected on a 43-yard field goal on their first drive of the game, making it the first time since Week 1 Arkansas has scored on its first possession of a game.
- Hjalte Froholdt made his 32nd consecutive start, the longest streak among current Razorbacks.
- Froholdt was part of an offensive line that went 746 consecutive snaps without allowing a sack, before giving giving up his first late in the fourth quarter on Saturday.
- De'Jon Harris led the team in tackles for the fourth time this season after posting 13 against the Rebels.
- It marked the third consecutive week Harris has recorded over 10 stops, finishing with 16 against Texas A&M and 11 vs. Alabama. Harris also accomplished the feat last season over a three-game stretch against South Carolina (12), Alabama (12) and Auburn (11).
- Dre Greenlaw made his 35th career start, the most by any current Razorback. He finished the game with five tackles, three solo, and 0.5 for loss. He leads all active SEC defenders with 289 tackles over his career.
- Head Coach Chad Morris used the same starting lineup on defense as the week before against Alabama, the first time this season the same crew has started a game from the previous week.

### BACK-TO-BACK

Sophomore running back Rakeem Boyd quickly raced out to a 100-yard performance on the ground before an injury sidelined him for the remainder of the Ole Miss game. With 0:31 remaining in the first quarter, Boyd had already hit the 100-yard threshold, doing so on a 69-yard run to put the Razorbacks up, 17-3. He would finish the night with 109 yards on seven carries.

- Boyd's 109 yards made it back-to-back games he's recorded over 100 rushing yards, putting up 102 against Alabama on Oct. 6.
- It was the third time this season an Arkansas running back has rushed for 100 yards and the 330th in school history, as Devwah Whaley totaled 165 at CSU on Sept. 8.
- Boyd's 69-yard touchdown rush was a career-best and the longest play from scrimmage for the Razorbacks this season.
- He is the first Razorback to rush for 100 yards in consecutive games since Rawleigh Williams III in 2016 (205 at Mississippi State & 117 at Missouri).
- Boyd was the first Arkansas back to rush for over 100 yards against Alabama since Darren McFadden in 2007.
- He also had two receptions for 36 yards, giving him five-straight games with a catch.

### GOLDEN LEG

Junior kicker Connor Limpert connected on all four of his field goals on a rainy Saturday night at War Memorial Stadium in Little Rock. All four were over 35 yards, including a 43-yarder with 7:41 remaining in the first quarter to tie the game. It was the first time a Razorback kicker had made four field goals in a game since Alex Tejada vs. Troy on Sept. 1, 2007. Limpert's production against the Rebels put him at 12-of-15 on the year, with four field goals made from over 40 yards.

### INSIDE THE TULSA SERIES

**All-Time Record:** Arkansas leads 54-15-3  
**In Fayetteville:** Arkansas leads 41-5  
**In Tulsa:** Tulsa leads 8-9-2  
**In Little Rock:** Arkansas leads 4-0  
**In Muskogee:** Tulsa leads 0-1-1  
**Most points scored by Arkansas:** 60 (1974)  
**Most points scored by Tulsa:** 63 (1919)  
**Largest margin of victory by Arkansas:** 60 (1974)  
**Largest margin of victory by Tulsa:** 61 (1943)

### 100-YARD RUSHING GAMES (17)

| Player          | Date     | Rushes | Yards | TDs |
|-----------------|----------|--------|-------|-----|
| Dennis Johnson  | 11/3/12  | 22     | 109   | 2   |
| Cedric Cobbs    | 9/6/03   | 12     | 145   | 1   |
| Marius Johnson  | 11/13/93 | 34     | 177   | 2   |
| James Rouse     | 9/19/88  | 22     | 108   | 2   |
| Jessie Clark    | 9/11/82  | 11     | 116   | 1   |
| Roland Sales    | 10/29/79 | 15     | 100   | 2   |
| Ben Cowins      | 9/30/78  | 21     | 118   | 2   |
| Jerry Eckwood   | 9/27/75  | 19     | 146   | 1   |
| Ike Forte       | 9/27/75  | 17     | 131   | 0   |
| Dickey Morton   | 10/27/73 | 17     | 156   | 1   |
| Dickey Morton   | 9/30/72  | 26     | 137   | 0   |
| Bruce Maxwell   | 9/24/66  | 27     | 122   | 2   |
| Billy Moore     | 9/29/62  | 9      | 126   | 2   |
| Buddy Sutton    | 11/22/52 | 21     | 164   | 1   |
| Lewis Carpenter | 11/24/51 | 20     | 129   | 0   |
| Geno Mazzanti   | 11/26/49 | 23     | 165   | 2   |
| Jack Robbins    | 11/26/36 | 21     | 122   | 1   |

### 300-YARD PASSING GAMES (0)

### 100-YARD RECEIVING GAMES (7)

| Player         | Date     | Rec. | Yards | TDs |
|----------------|----------|------|-------|-----|
| Cobi Hamilton  | 11/3/12  | 11   | 177   | 0   |
| D.J. Williams  | 11/1/08  | 6    | 129   | 0   |
| Jarius Wright  | 11/1/08  | 5    | 112   | 0   |
| Richard Smith  | 9/6/03   | 3    | 122   | 1   |
| Derek Russell  | 9/22/90  | 7    | 128   | 0   |
| Derek Holloway | 9/11/82  | 5    | 196   | 1   |
| Floyd Sagely   | 11/28/53 | 6    | 118   | 1   |

### TOTALS

**100-Yard Rushing Games (Players):** 17 (16)  
**300-Yard Passing Games (Players):** 0 (0)  
**100-Yard Receiving Games (Players):** 7 (7)

### RAKEEM BOYD



# GAME 8 TULSA

## RAZORBACK NOTEBOOK

### THE BEST IN THE BEST

Junior linebacker De'Jon Harris continues to lead the SEC in total tackles after another double-digit performance against the Rebels last week. Harris notched 13 tackles against Ole Miss in Little Rock to bring his total to 77 this year. It was the fourth time this season he's led the Razorbacks in tackles and the fourth game with over 10 stops. His 40 solo tackles also leads the conference, while his total tackle numbers rank 15th in the country. A possible fourth consecutive double-digit tackle game would be the longest by a Razorback since Martrell Spaight's seven-straight games in 2014.

### TOP TACKLING TR(DUO)IO

No other defense in the SEC has a tackling trio as accomplished as Arkansas. De'Jon Harris (77) leads the league in total & solo tackles, while senior defensive back Santos Ramirez (53) and senior linebacker Dre Greenlaw (49) rank fourth & tied for fifth, respectively, in tackles. The Razorback trio has combined for 179 stops this season, while the next closest threesome in the league sits at 163. Either combination of the three Arkansas defenders that includes Harris would also combine as the top tackling duo in the conference.

### STEADY HJALTE

Senior center and Denmark native Hjalte Froholdt has continued his consistent play into his fourth year on the Hill, leading the team with 476 snaps played. Allowed his first sack in 746 snaps of pass protection dating back to 2016 after a late fourth quarter play against Ole Miss on Saturday. This season, Froholdt started the first three games of the season at center before moving back to left guard at Auburn. Froholdt originally signed with the Razorbacks as a four-star defensive lineman out of IMG Academy in 2014.

- Went 746 consecutive snaps without allowing a sack
- Froholdt has played in 91.5% of the Razorbacks' snaps over the last three years according to Pro Football Focus

### O'GRADY, TIGHT ENDS EMERGE

Cheyenne O'Grady and his fellow tight ends have emerged over the last two weeks with three tight ends catching passes against Alabama. O'Grady recorded a career-high seven receptions while fellow tight ends Austin Cantrell (two catches) and Grayson Gunter (one catch) also were part of the passing game. The Razorbacks have relied on the tight end position in the passing game through the first seven games with four different tight ends being targeted for a total of 40 targets according to Pro Football Focus. Those four tight ends (O'Grady, Cantrell, Gunter and Jeremy Patton) have combined for 26 receptions for 322 yards. Only three SEC teams have targeted tight ends more this season.

- Cheyenne O'Grady leads Arkansas' tight ends with 13 catches for 166 yards and three touchdowns.
- Of Arkansas' 121 completions, 26 have gone to tight ends this season.
- The Razorbacks are one of just four SEC teams to complete passes to four different tight ends this season.
- Of the four SEC teams to target tight ends 30+ times this season, Arkansas completion percentage (65.7%) trails only Missouri (66.7%).

### YOUNG HOGS

The Razorbacks' roster has 75 underclassmen, the second-most in the Southeastern Conference. Only Georgia's 87 underclassmen outrank the Hogs in the league. With 75 underclassmen on the roster, that equates to 62% of the Razorbacks' roster as freshmen and sophomores. Arkansas is one of 39 schools in the FBS with underclassmen making up 60+% of the roster and one of six SEC rosters with that distinction (Georgia, Kentucky, Missouri, Auburn, South Carolina).

- Arkansas is one of six SEC schools and one of 39 FBS schools with 60+% of its roster being comprised of underclassmen
- The Razorbacks' roster has 75 underclassmen

### CAREER 100-YARD RUSHING GAMES

#### Devwah Whaley • Jr. • RB (4)

165, at Colorado State, 2018  
135, Alcorn State, 2016  
119, New Mexico State, 2017  
112, at Mississippi State, 2016

#### Rakeem Boyd • So. • RB (2)

109, Ole Miss, 2018  
102, Alabama, 2018

#### T.J. Hammonds • Jr. • RB (1)

119, Coastal Carolina, 2017

#### Chase Hayden • So. • RB (1)

120, Florida A&M, 2017

### CAREER 100-YARD RECEIVING GAMES

#### Jared Cornelius • Sr. • WR (3)

146, Alabama, 2016  
126, vs. Texas A&M, 2016  
106, Alcorn State, 2016

#### Jordan Jones • So. • WR (2)

132, Eastern Illinois, 2018  
122, Missouri, 2017

### CAREER 200-YARD PASSING GAMES

#### Cole Kelley • So. • QB (2)

264, Coastal Carolina, 2017  
200, at Alabama, 2017

#### Ty Storey • Jr. • QB (1)

261, Eastern Illinois, 2018  
230, Alabama, 2018

### CONSECUTIVE GAMES WITH ...

#### A reception ...

Deon Stewart » 15  
Rakeem Boyd » 5  
Mike Woods » 5  
Cheyenne O'Grady » 3  
La'Michael Pettway » 3

**Dre Greenlaw** (left), **De'Jon Harris** (center) & **Santos Ramirez** (right) lead the SEC in total tackles, combining for 179. The trio has 10 double-digit tackle performances in 2018.





## RAZORBACKS IN THE NFL

# #PRHOGS

As of Oct. 14, 2018

| Name                | Pos. | NFL Team             |
|---------------------|------|----------------------|
| ^Brandon Allen      | QB   | Los Angeles Rams     |
| Alex Collins        | RB   | Baltimore Ravens     |
| A.J. Derby          | TE   | Miami Dolphins       |
| Trey Flowers        | DE   | New England Patriots |
| *Hunter Henry       | TE   | Los Angeles Chargers |
| **Cody Hollister    | WR   | New England Patriots |
| ^Denver Kirkland    | OL   | Oakland Raiders      |
| ^Jeremiah Ledbetter | DT   | Tampa Bay Buccaneers |
| Mitchell Loewen     | DE   | New Orleans Saints   |
| *Tevin Mitchel      | DB   | Oakland Raiders      |
| Jason Peters        | OL   | Philadelphia Eagles  |
| Darius Philon       | DE   | Los Angeles Chargers |
| Frank Ragnow        | OL   | Detroit Lions        |
| Chris Smith         | DE   | Cleveland Browns     |
| Martrell Spaight    | LB   | Miami Dolphins       |
| Jeremy Sprinkle     | TE   | Washington Redskins  |
| Travis Swanson      | OL   | Miami Dolphins       |
| ^Robert Thomas      | DL   | Buffalo Bills        |
| ^David Williams     | RB   | Denver Broncos       |
| Jonathan Williams   | RB   | New Orleans Saints   |
| Deatrich Wise Jr.   | DE   | New England Patriots |
| Jarius Wright       | WR   | Carolina Panthers    |

\* Reserve/Injured | \*\* Reserve/Non-Football Injury | ^ on practice squad

## ACTIVE CAREER LEADERS

### TACKLES

| Rank | Player, Class         | Tackles |
|------|-----------------------|---------|
| 1.   | Dre Greenlaw, Sr.     | 289     |
| 2.   | De'Jon Harris, Jr.    | 229     |
| 3.   | Santos Ramirez, Sr.   | 194     |
| 4.   | Kevin Richardson, Sr. | 117     |
| 5.   | Randy Ramsey, Sr.     | 91      |

### TACKLES FOR LOSS

| Rank | Player, Class      | TFL  |
|------|--------------------|------|
| 1.   | McTelvin Agim, Jr. | 17.0 |
| 2.   | De'Jon Harris, Jr. | 16.5 |
| 3.   | Randy Ramsey, Sr.  | 16.5 |
| 4.   | Dre Greenlaw, Sr.  | 12.0 |
| 5.   | TJ Smith, Sr.      | 7.5  |
| 6.   | Grant Morgan, So.  | 6.0  |

### SACKS

| Rank | Player, Class      | Sacks |
|------|--------------------|-------|
| 1.   | McTelvin Agim, Jr. | 6.0   |
| 2.   | Randy Ramsey, Sr.  | 6.5   |
|      | De'Jon Harris, Jr. | 6.5   |
| 4.   | Armon Watts, Sr.   | 4.0   |
| 5.   | Dre Greenlaw, Sr.  | 3.0   |
|      | T.J. Smith, Jr.    | 3.0   |

### INTERCEPTIONS

| Rank | Player, Class         | INTs |
|------|-----------------------|------|
| 1.   | Ryan Pulley, Jr.      | 5    |
| 2.   | Kevin Richardson, Sr. | 4    |
| 3.   | Santos Ramirez, Sr.   | 3    |
|      | Dre Greenlaw, Sr.     | 3    |

### RUSHING

| Rank | Player, Class      | Yards |
|------|--------------------|-------|
| 1.   | Devwah Whaley, Jr. | 1,459 |
| 2.   | Chase Hayden So.   | 465   |
| 3.   | Rakeem Boyd, So.   | 403   |
| 4.   | T.J. Hammonds, Jr. | 376   |

### RECEPTIONS

| Rank | Player, Class        | Receptions/Yards |
|------|----------------------|------------------|
| 1.   | Jared Cornelius, Sr. | 84/1,216         |
| 2.   | Jordan Jones, So.    | 32/569           |

## RAZORBACK NOTEBOOK

### WHAT'S NEW IN 2018?

Put simply, a lot is new in the Razorbacks' 125th season of football. Below is a list of what's new for Arkansas football this fall.

- **Head Coach Chad Morris** - The Edgewood, Texas native takes over as the 33rd head coach in Arkansas football history. Morris lands on the Hill after a three-year stint as the head coach at SMU (2015-17) and successful runs as the offensive coordinator at Clemson (2011-14) and Tulsa (2010). Prior to coaching in college, Morris was a Texas high school head coaching legend with his final stop coming at Lake Travis (Austin, Texas) and capped by back-to-back undefeated state championships. Morris wrapped up his high school career 169-38 as a head coach in 16 seasons with three state titles.
- **Coordinators** - Morris brought in two new coordinators with Joe Craddock following Morris from SMU and lured the legendary John Chavis to be the Hogs' defensive coordinator. Craddock held the offensive coordinator position at SMU after following Morris to Dallas from Clemson. Chavis makes his third SEC West stop and fourth in the league after serving at Texas A&M (2015-17), LSU (2009-14) and his alma mater, Tennessee (1995-2008).
- **Coaching Staff** - Six new assistant coaches are on Morris' initial staff. Steve Caldwell returns to the Hill to coach the defensive ends. Caldwell served as the Razorbacks' defensive line coach 2010-12 and coached with Chavis at Tennessee 1995-2008. Ron Cooper was with Chavis at Texas A&M and LSU and will coach the Arkansas safeties. Dustin Fry joins the Razorbacks after coaching the offensive line for Morris at SMU for the last three years. Jeff Traylor is the Associate Head Coach and will work with the running backs after coaching at SMU and Texas. Mark Smith coaches the team's corners and came with Morris from SMU. Justin Stepp works with the Arkansas wide receivers. Stepp coached at Appalachian State and SMU prior to his arrival in Fayetteville.
- **New Strength Coach** - Trumain Carroll serves as the Hogs' new strength coach. Morris named Carroll as the strength coach shortly after his hiring in December and Carroll began transforming the Razorbacks' bodies. Carroll spent all three years with Morris at SMU.
- **New Athletic Trainer** - Dave Polanski is the new man in charge of the Hogs' health. He joins Arkansas after working at Tulsa.
- **Hunter Yurachek** - Arkansas hired new athletic director Hunter Yurachek one day prior to announcing the hiring of Coach Morris. Yurachek has served as the athletic director at Houston, Coastal Carolina and Akron.
- **Donald W. Reynolds Razorback Stadium** - Arkansas' newly added north end zone seating and home locker room will debut this fall.

### WHAT'S BACK IN 2018?

Despite a plethora of newness around the football program this fall, the Razorbacks have some familiar faces back.

- **Assistant Coaches** - Head coach Chad Morris retained two assistant coaches for his new staff. Barry Lunney Jr. is back for his sixth season coaching the Razorback tight ends. The former Hog QB has helped the program garner the nickname #TEU over the last five years with Arkansas the only school in the nation with a tight end taken in the last three NFL Drafts. John Scott is back and coaching the team's defensive tackles. Scott joined the Razorbacks last season as the defensive line coach.
- **Letterwinners and Starters** - Arkansas returns 55 letterwinners from 2017 with 25 on the offensive side of the ball and 25 on the defensive side. Among those 55 letterwinners are 19 returning starters - nine on offense, eight on defense and two on special teams.

### GREENLAW AMONG THE NATION'S, SEC'S BEST TACKLERS

Senior Dre Greenlaw is among the nation's leading active career tacklers. The Fayetteville native ranks 16th in the FBS among active players nationwide and leads the way in the Southeastern Conference. Greenlaw posted his best season as a Razorback in 2017 with a career-high 103 tackles. The breakout junior season came on the heels of a sophomore season that was cut short due to a foot injury that cost him six games and limited him to 42 tackles. He burst onto the scene as a freshman in 2015, starting in 11 of his 13 games played and making 95 tackles to earn Freshman All-American honors and SEC Defensive Freshman of the Year from Athlon.

#### SEC's Top Tacklers

| Name, School       | Games | Tackles |
|--------------------|-------|---------|
| Dre Greenlaw, ARK  | 37    | 289     |
| Mike Edwards, UK   | 44    | 269     |
| Otaru Alaka, TAMU  | 48    | 237     |
| De'Jon Harris, ARK | 31    | 229     |
| Devin White, LSU   | 32    | 229     |
| Ladarius Wiley, VU | 45    | 218     |
| Jordan Jones, UK   | 36    | 214     |

### WEARING THE PATCH

Ten players on the 2018 Arkansas roster are wearing the SEC Graduate Patch this season having already earned their undergraduate degree: DL Damani Carter, WR Jared Cornelius, DB Ryder Lucas, OL Deion Malone, LB Tyler Phillips, DB Santos Ramirez, DB Kevin Richardson, QB Ty Storey, OL Brian Wallace and DL Armon Watts.

The special patch on their jersey highlights their academic achievement. The patch features a red and white SEC logo with a "stole" wrapping underneath it emblazoned with the all-important word, "Graduate."



Arkansas is one of 24 schools at the FBS level with at least 10 graduates on the roster this fall. The Hogs are one of four schools from the SEC.

### FBS SCHOOLS WITH AT LEAST 10 GRADUATES

|    |               |    |              |    |                |
|----|---------------|----|--------------|----|----------------|
| 19 | UAB           | 12 | Akron        | 10 | Arkansas       |
| 17 | Clemson       | 12 | Houston      | 10 | Cincinnati     |
| 15 | Arizona State | 12 | Maryland     | 10 | Minnesota      |
| 15 | Pittsburgh    | 12 | Temple       | 10 | Nevada         |
| 14 | Baylor        | 12 | Virginia     | 10 | South Carolina |
| 14 | Northwestern  | 11 | Kansas       | 10 | Tennessee      |
| 14 | SMU           | 11 | Old Dominion | 10 | UCF            |
| 12 | Alabama       | 11 | Penn State   | 10 | West Virginia  |



## RAZORBACK NOTEBOOK

### CAPTAINS ELECTED

Arkansas elected team captains during Week 5 with team voting four Razorbacks captains for the remainder of the season. Seniors Hjalte Froholdt, Dre Greenlaw and Santos Ramirez and junior De'Jon Harris were selected by their teammates to serve as captains for the rest of the season. Froholdt has been a mainstay on the offensive line his entire career. Greenlaw is one of the biggest contributors on the Arkansas defense and the SEC's active leading tackler. Ramirez is now a two-time team captain after serving in that roll last season. Harris led the Hogs in tackles a year ago and has been a staple in the middle of the Razorbacks' defense.

### HARRIS & GREENLAW SEC'S TOP TACKLING DUO RETURN

Linebackers De'Jon Harris (115) and Dre Greenlaw (103) combined for 218 total tackles last season to become the SEC's top tackling duo. The pair were the only SEC teammates to accomplish the 100+ tackle feat in 2017 with Harris finishing second in the league and Greenlaw finishing sixth overall. Harris and Greenlaw are one of just two returning pairs of linebackers in the FBS this season that recorded 100+ tackles each last season.

- Harris and Greenlaw were among the leaders in the SEC in tackles with Harris registering seven games of 10+ tackles and Greenlaw collecting six games of 10+ stops.
- Six of Harris' double-digit tackle efforts came in SEC play in 2017.
- Harris' seven double-digit tackle games in a season is the most since All-SEC linebacker Martrell Spaight had eight in 2014.
- Harris finished No. 3 in the SEC and No. 29 in the FBS in solo tackles (66).
- Greenlaw has 11 double-digit tackle efforts since 2015.
- With 11 tackles against Coastal Carolina on Nov. 4, Greenlaw eclipsed 200 for his career. He became just the seventh Razorback in the last 10 seasons to accomplish that feat.
- Greenlaw has led or tied for the team lead in tackles 12 times since his freshman season in 2015.

### DECORATED FROHOLDT ANCHORING O-LINE

Senior Hjalte Froholdt is anchoring the offensive line in his final season in Fayetteville. The native of Denmark moved to center during fall camp after starring at left guard and starting 25 straight games. The former defensive lineman was tabbed an All-SEC first teamer by Pro Football Focus, All-SEC third team by Phil Steele and a CoSIDA Academic All-District member in 2017 after not allowing a sack over 389 snaps of pass protection. Froholdt has garnered plenty of preseason accolades:

- Second-team All-American & first-team All-SEC (Phil Steele)
- Second-team All-SEC (SEC media & SEC coaches)
- Second-team All-SEC (Lindy's)
- Third-team All-SEC (Athlon)
- Wuerffel Trophy Watch List
- Outland Trophy Watch List
- Allstate AFCA Good Works Team Nominee
- William V. Campbell Trophy semifinalist

### HARRIS = TACKLING MACHINE

Junior De'Jon "Scoota" Harris was a tackling machine as a sophomore, racking up a team-best 115 tackles last season. Those tackles helped Harris earn All-SEC first team recognition from Pro Football Focus and second-team All-SEC from the Associated Press. He paced the Hogs in tackles for loss (8.5) and sacks (3.5) to become the first Razorback since at least 1973 to lead Arkansas in tackles, tackles for loss and sacks in the same season. Harris enters his junior season with these preseason honors:

- Second-team All-SEC (Phil Steele)
- Third-team All-SEC (SEC media & SEC coaches)
- Bednarik Award Watch List
- Bronko Nagurski Award Watch List
- Butkus Award Watch List

### WHALEY, HAYDEN ON DOAK WALKER WATCH LIST

Running backs Devwah Whaley and Chase Hayden are among the 62 running backs on the preseason Doak Walker Award watch list to make Arkansas one of three programs with two players on the list. Whaley is the Razorbacks' leading returning rusher after he ran for 559 yards and seven touchdowns on 127 carries while starting 11 of 12 games last season. He carries a six-game streak with at least one touchdown scored, scoring either on the ground or through the air in the Hogs' final six games of 2017. Hayden rushed for 326 yards on 61 carries, scoring four times in seven games of his freshman campaign before a broken leg forced him to miss the final five games.

- Whaley finished last season as the second-leading rusher with 559 yards and seven TDs.
- Tied for the team lead in total touchdowns with eight.
- Scored a touchdown in Arkansas' final six games of 2017.
- Hayden ran for 326 yards (third-most on team) on 61 carries in just seven games as a freshman last season.
- Tabbed SEC Freshman of the Week after the opener, when he ran for a game-high 120 yards on 14 carries in his collegiate debut against Florida A&M.

## SEC STANDINGS

### EASTERN DIVISION

| Team        | OVR | SEC | Home | Road | Strk |
|-------------|-----|-----|------|------|------|
| Florida     | 6-1 | 4-1 | 3-1  | 3-0  | W5   |
| Georgia     | 6-1 | 4-1 | 4-0  | 2-1  | L1   |
| Kentucky    | 5-1 | 3-1 | 4-0  | 1-1  | L1   |
| S. Carolina | 3-3 | 2-3 | 2-2  | 1-1  | L1   |
| Tennessee   | 3-3 | 1-2 | 2-1  | 1-1  | W1   |
| Missouri    | 3-3 | 0-3 | 2-1  | 1-2  | L3   |
| Vanderbilt  | 3-4 | 0-3 | 3-2  | 0-2  | L2   |

### WESTERN DIVISION

| Team        | OVR | SEC | Home | Road | Strk |
|-------------|-----|-----|------|------|------|
| Alabama     | 7-0 | 4-0 | 4-0  | 2-0  | W7   |
| LSU         | 6-1 | 3-1 | 4-0  | 1-1  | W1   |
| Texas A&M   | 5-2 | 3-1 | 3-1  | 1-1  | W3   |
| Ole Miss    | 5-2 | 1-2 | 3-1  | 1-1  | W2   |
| Miss. State | 4-2 | 1-2 | 3-1  | 1-1  | W1   |
| Auburn      | 4-3 | 1-3 | 3-2  | 0-1  | L2   |
| Arkansas    | 1-6 | 0-4 | 1-3  | 0-2  | L6   |

### THIS WEEK IN THE SEC

#### Saturday, October 20

Tulsa at Arkansas | 11 a.m. | SECN  
 Auburn at Ole Miss | 11 a.m. | ESPN  
 Alabama at Tennessee | 2:30 p.m. | CBS  
 Memphis at Missouri | 3 p.m. | SECN  
 Mississippi State at LSU | 6 p.m. | ESPN  
 Vanderbilt at Kentucky | 6:30 p.m. | SECN

### NEXT WEEK IN THE SEC

#### Saturday, October 27

Vanderbilt at Arkansas | 11 a.m. | SEC Network  
 Kentucky at Missouri | 3 p.m. | SEC Network  
 Florida at Georgia | 3:30 p.m. | CBS  
 Texas A&M at Mississippi State | 6 p.m. | ESPN  
 Tennessee at South Carolina | 6:30 p.m. | SEC Network

*All times Central*

## MISCELLANEOUS OFFENSE STATS

### GAMES WITH A RECEPTION

| Player            | 2014 | 2015 | 2016 | 2017 | 2018 | Career |
|-------------------|------|------|------|------|------|--------|
| Jarrold Barnes    | --   | --   | --   | 1    | 0    | 1      |
| Rakeem Boyd       | --   | --   | --   | --   | 6    | 6      |
| Austin Cantrell   | --   | --   | 10   | 8    | 4    | 22     |
| Jared Cornelius   | 8    | 8    | 10   | 3    | 3    | 32     |
| Gary Cross        | --   | --   | --   | 1    | 0    | 1      |
| Grayson Gunter    | --   | --   | 1    | --   | 2    | 3      |
| Chase Hayden      | --   | --   | --   | 1    | 4    | 5      |
| T.J. Hammonds     | --   | --   | 0    | 1    | 3    | 4      |
| Chase Harrell     | --   | --   | --   | --   | 1    | 1      |
| Hayden Johnson    | --   | --   | 2    | 3    | 0    | 5      |
| Jordan Jones      | --   | --   | --   | 9    | 5    | 14     |
| Tyson Morris      | --   | --   | --   | --   | 1    | 1      |
| Cheyenne O'Grady  | --   | --   | 2    | 9    | 3    | 14     |
| Jeremy Patton     | --   | --   | --   | 5    | 4    | 9      |
| LaMichael Pettway | --   | --   | 1    | 6    | 6    | 13     |
| Deon Stewart      | --   | --   | 2    | 10   | 7    | 19     |
| Ty Storey         | --   | --   | 0    | 0    | 1    | 1      |
| De'Vion Warren    | --   | --   | --   | 1    | 2    | 3      |
| Devwah Whaley     | --   | --   | 5    | 5    | 3    | 13     |
| Mike Woods        | --   | --   | --   | --   | 5    | 5      |

### 5+ RECEPTIONS

| Player            | 2015 | 2016 | 2017 | 2018 | Career |
|-------------------|------|------|------|------|--------|
| Rakeem Boyd       | --   | --   | --   | 1    | 1      |
| Jared Cornelius   | 1    | 2    | --   | 0    | 3      |
| Jordan Jones      | --   | --   | --   | 1    | 1      |
| Cheyenne O'Grady  | --   | 0    | 0    | 1    | 1      |
| LaMichael Pettway | --   | --   | --   | 1    | 1      |
| Deon Stewart      | --   | 0    | 2    | 0    | 2      |

### 20+ YARD RECEPTION

| Player            | 2014 | 2015 | 2016 | 2017 | 2018 | Career |
|-------------------|------|------|------|------|------|--------|
| Jarrold Barnes    | --   | --   | --   | 1    | --   | 1      |
| Rakeem Boyd       | --   | --   | --   | --   | 3    | 3      |
| Austin Cantrell   | --   | --   | 1    | 1    | 1    | 2      |
| Jared Cornelius   | 2    | 6    | 11   | --   | 0    | 19     |
| Grayson Gunter    | --   | --   | 1    | --   | 0    | 1      |
| T.J. Hammonds     | --   | --   | 0    | 1    | 1    | 2      |
| Chase Harrell     | --   | --   | --   | --   | 1    | 1      |
| Chase Hayden      | --   | --   | --   | 1    | 1    | 2      |
| Jordan Jones      | --   | --   | --   | 3    | 2    | 5      |
| Cheyenne O'Grady  | --   | --   | 2    | --   | 3    | 5      |
| Jeremy Patton     | --   | --   | --   | 5    | 0    | 5      |
| LaMichael Pettway | --   | --   | 0    | 1    | 4    | 5      |
| Deon Stewart      | --   | --   | --   | 3    | 2    | 5      |
| Devwah Whaley     | --   | --   | 4    | 1    | 0    | 5      |
| Mike Woods        | --   | --   | --   | --   | 3    | 3      |

### 40+ YARD RECEPTION

| Player            | 2015 | 2016 | 2017 | 2018 | Career |
|-------------------|------|------|------|------|--------|
| Austin Cantrell   | --   | --   | --   | 1    | 1      |
| Jared Cornelius   | 1    | 1    | --   | 0    | 2      |
| T.J. Hammonds     | --   | 0    | 1    | 1    | 2      |
| Jordan Jones      | --   | --   | 3    | 2    | 5      |
| LaMichael Pettway | --   | --   | --   | 1    | 1      |
| Devwah Whaley     | --   | 1    | --   | 0    | 1      |

### FIRST DOWN RECEPTIONS

| Player            | 2014 | 2015 | 2016 | 2017 | 2018 | Career |
|-------------------|------|------|------|------|------|--------|
| Jarrold Barnes    | --   | --   | --   | 1    | --   | 1      |
| Rakeem Boyd       | --   | --   | --   | --   | 5    | 5      |
| Austin Cantrell   | --   | --   | 3    | 5    | 5    | 13     |
| Jared Cornelius   | 11   | 20   | 21   | 2    | 5    | 59     |
| Grayson Gunter    | --   | --   | 1    | --   | 2    | 3      |
| T.J. Hammonds     | --   | --   | 0    | 1    | 2    | 3      |
| Chase Harrell     | --   | --   | --   | --   | 2    | 2      |
| Chase Hayden      | --   | --   | --   | 1    | 2    | 3      |
| Hayden Johnson    | --   | --   | 1    | 2    | 0    | 3      |
| Jordan Jones      | --   | --   | --   | 12   | 5    | 17     |
| Tyson Morris      | --   | --   | --   | --   | 1    | 1      |
| Cheyenne O'Grady  | --   | --   | 2    | 10   | 7    | 19     |
| Jeremy Patton     | --   | --   | --   | 7    | 2    | 9      |
| LaMichael Pettway | --   | --   | 0    | 3    | 11   | 14     |
| Deon Stewart      | --   | --   | 1    | 20   | 4    | 25     |
| De'Vion Warren    | --   | --   | --   | 0    | 1    | 1      |
| Devwah Whaley     | --   | --   | 5    | 3    | 1    | 9      |
| Mike Woods        | --   | --   | --   | --   | 6    | 6      |

### 100 YARDS RECEIVING

| Player          | 2015 | 2016 | 2017 | 2018 | Career |
|-----------------|------|------|------|------|--------|
| Jared Cornelius | --   | 3    | --   | --   | 3      |
| Jordan Jones    | --   | --   | 1    | 1    | 2      |

### GAMES WITH A RECEIVING TD

| Player            | 2014 | 2015 | 2016 | 2017 | 2018 | Career |
|-------------------|------|------|------|------|------|--------|
| Austin Cantrell   | --   | --   | 2    | --   | 1    | 3      |
| Jared Cornelius   | 2    | 3    | 3    | 1    | 0    | 9      |
| T.J. Hammonds     | --   | --   | 0    | 1    | 1    | 2      |
| Jordan Jones      | --   | --   | --   | 3    | 1    | 4      |
| LaMichael Pettway | --   | --   | 1    | --   | 3    | 4      |
| Cheyenne O'Grady  | --   | --   | 1    | 2    | 2    | 5      |
| Deon Stewart      | --   | --   | --   | 3    | 0    | 3      |
| De'Vion Warren    | --   | --   | --   | 0    | 1    | 1      |
| Devwah Whaley     | --   | --   | 0    | 1    | 0    | 1      |
| Mike Woods        | --   | --   | --   | --   | 1    | 1      |

### GAMES WITH MULTIPLE RECEIVING TDS

| Player            | 2015 | 2016 | 2017 | 2018 | Career |
|-------------------|------|------|------|------|--------|
| Jared Cornelius   | --   | 1    | --   | 0    | 1      |
| Cheyenne O'Grady  | --   | 0    | 0    | 1    | 1      |
| LaMichael Pettway | --   | --   | --   | 1    | 1      |

### 10+ YARD RUNS

| Player             | 2014 | 2015 | 2016 | 2017 | 2018 | Career |
|--------------------|------|------|------|------|------|--------|
| Rakeem Boyd        | --   | --   | --   | --   | 9    | 9      |
| Jared Cornelius    | 1    | 3    | 1    | --   | 0    | 5      |
| T.J. Hammonds      | --   | --   | 3    | 9    | 1    | 13     |
| Chase Hayden       | --   | --   | --   | 9    | 3    | 12     |
| John Stephen Jones | --   | --   | --   | --   | 1    | 1      |
| Jordan Jones       | --   | --   | --   | 2    | 0    | 2      |
| Cole Kelley        | --   | --   | --   | 6    | 0    | 6      |
| Connor Noland      | --   | --   | --   | --   | 1    | 1      |
| Ty Storey          | --   | --   | --   | --   | 10   | 10     |
| Devwah Whaley      | --   | --   | 19   | 12   | 10   | 41     |
| Maleek Williams    | --   | --   | --   | --   | 1    | 1      |

### 20+ YARD RUNS

| Player          | 2015 | 2016 | 2017 | 2018 | Career |
|-----------------|------|------|------|------|--------|
| Rakeem Boyd     | --   | --   | --   | 6    | 6      |
| Jared Cornelius | 1    | --   | --   | 0    | 1      |
| T.J. Hammonds   | --   | 1    | 4    | 0    | 5      |
| Chase Hayden    | --   | --   | 2    | 0    | 2      |
| Jordan Jones    | --   | --   | 2    | 0    | 2      |
| Ty Storey       | --   | 0    | 0    | 1    | 1      |
| Devwah Whaley   | --   | 3    | 5    | 0    | 8      |
| Maleek Williams | --   | --   | --   | 1    | 1      |

### RUSHING FIRST DOWNS

| Player          | 2014 | 2015 | 2016 | 2017 | 2018 | Career |
|-----------------|------|------|------|------|------|--------|
| Rakeem Boyd     | --   | --   | --   | --   | 13   | 13     |
| Austin Cantrell | --   | --   | 0    | 1    | 0    | 1      |
| Jared Cornelius | 1    | 3    | 3    | 0    | 0    | 7      |
| T.J. Hammonds   | --   | --   | 4    | 9    | 1    | 14     |
| Chase Hayden    | --   | --   | --   | 17   | 6    | 23     |
| Jordan Jones    | --   | --   | --   | 2    | 0    | 2      |
| Cole Kelley     | --   | --   | --   | 16   | 6    | 22     |
| Connor Noland   | --   | --   | --   | --   | 1    | 1      |
| Ty Storey       | --   | --   | 0    | 0    | 11   | 11     |
| Devwah Whaley   | --   | --   | 28   | 28   | 18   | 74     |
| Maleek Williams | --   | --   | --   | --   | 2    | 2      |

### 100 YARDS RUSHING

| Player        | 2015 | 2016 | 2017 | 2018 | Career |
|---------------|------|------|------|------|--------|
| Rakeem Boyd   | --   | --   | --   | 2    | 2      |
| T.J. Hammonds | --   | 0    | 1    | 0    | 1      |
| Chase Hayden  | --   | --   | 1    | 0    | 1      |
| Devwah Whaley | --   | 2    | 1    | 1    | 4      |

### GAMES WITH A RUSHING TD

| Player          | 2015 | 2016 | 2017 | 2018 | Career |
|-----------------|------|------|------|------|--------|
| Rakeem Boyd     | --   | --   | --   | 1    | 1      |
| Austin Cantrell | --   | 0    | 1    | 0    | 1      |
| Jared Cornelius | 2    | 1    | --   | 0    | 3      |
| T.J. Hammonds   | --   | 1    | 1    | 0    | 2      |
| Chase Hayden    | --   | --   | 3    | 0    | 3      |
| Cole Kelley     | --   | --   | 2    | 2    | 4      |
| Ty Storey       | --   | --   | --   | 1    | 1      |
| Devwah Whaley   | --   | 3    | 6    | 2    | 11     |
| Maleek Williams | --   | --   | --   | 1    | 1      |

### GAMES WITH MULTIPLE RUSHING TDS

| Player       | 2015 | 2016 | 2017 | 2018 | Career |
|--------------|------|------|------|------|--------|
| Chase Hayden | --   | --   | 1    | 0    | 1      |

## MISC. DEFENSE STATS

### DOUBLE-DIGIT TACKLES

| Player           | 2015 | 2016 | 2017 | 2018 | Career |
|------------------|------|------|------|------|--------|
| Dre Greenlaw     | 4    | 1    | 5    | 3    | 13     |
| De'Jon Harris    | --   | 1    | 7    | 5    | 13     |
| Santos Ramirez   | 0    | 0    | 1    | 3    | 4      |
| Kevin Richardson | 2    | --   | --   | 0    | 2      |

### TEAM LEADER IN TACKLES (Ties included)

| Player           | 2015 | 2016 | 2017 | 2018 | Career |
|------------------|------|------|------|------|--------|
| Kamren Curl      | --   | --   | 1    | 1    | 2      |
| Dre Greenlaw     | 5    | 2    | 4    | 2    | 13     |
| De'Jon Harris    | --   | 2    | 7    | 4    | 13     |
| Grant Morgan     | --   | --   | 1    | 0    | 1      |
| Ryan Pulley      | --   | 1    | --   | 0    | 1      |
| Santos Ramirez   | 0    | 2    | 2    | 0    | 4      |
| Kevin Richardson | 2    | 1    | --   | 0    | 3      |

### GAMES WITH A SACK (Half sacks included)

| Player         | 2015 | 2016 | 2017 | 2018 | Career |
|----------------|------|------|------|------|--------|
| McTelvin Agim  | --   | 3    | 2    | 1    | 6      |
| Austin Capps   | --   | 1    | 2    | 0    | 3      |
| Dre Greenlaw   | 1    | 0    | 1    | 1    | 3      |
| De'Jon Harris  | --   | 1    | 4    | 2    | 7      |
| D'Vone McClure | --   | --   | 0    | 1    | 1      |
| Derrick Munson | --   | --   | --   | 1    | 1      |
| Ryan Pulley    | 0    | 0    | 0    | 1    | 1      |
| Randy Ramsey   | --   | 3    | 2    | 2    | 7      |
| T.J. Smith     | --   | 0    | 2    | 1    | 3      |
| Briston Guidry | --   | 0    | 1    | 0    | 1      |
| Armon Watts    | 0    | 0    | 0    | 4    | 4      |

### MULTIPLE SACKS (1.5 sacks or more)

| Player | 2014 | 2015 | 2016 | 2017 | Career |
|--------|------|------|------|------|--------|
|--------|------|------|------|------|--------|

## MONEY PLAYS

NOTE: Money plays are defined as plays resulting in a first down or a touchdown.

### Money Rushers

|                 | 1st       | TD       | No        | Att        |
|-----------------|-----------|----------|-----------|------------|
| Devwah Whaley   | 18        | 2        | 20        | 65         |
| Rakeem Boyd     | 13        | 1        | 13        | 53         |
| Ty Storey       | 11        | 1        | 12        | 37         |
| Cole Kelley     | 6         | 3        | 9         | 21         |
| Chase Hayden    | 6         | 0        | 6         | 41         |
| Maleek Williams | 2         | 1        | 2         | 11         |
| TJ Hammonds     | 1         | 0        | 1         | 10         |
| Connor Noland   | 1         | 0        | 1         | 2          |
| <b>TOTALS</b>   | <b>58</b> | <b>8</b> | <b>64</b> | <b>249</b> |

### 1st Down

| Money Rushers   | 1st       | TD       | No        | Att        |
|-----------------|-----------|----------|-----------|------------|
| Devwah Whaley   | 5         | 1        | 6         | 40         |
| Rakeem Boyd     | 5         | 1        | 5         | 37         |
| Ty Storey       | 5         | 0        | 5         | 14         |
| Chase Hayden    | 2         | 0        | 2         | 26         |
| Cole Kelley     | 1         | 1        | 2         | 8          |
| TJ Hammonds     | 1         | 0        | 1         | 5          |
| Maleek Williams | 1         | 1        | 1         | 5          |
| <b>TOTALS</b>   | <b>20</b> | <b>4</b> | <b>22</b> | <b>142</b> |

### 2nd Down

| Money Rushers   | 1st       | TD       | No        | Att       |
|-----------------|-----------|----------|-----------|-----------|
| Devwah Whaley   | 11        | 0        | 11        | 22        |
| Rakeem Boyd     | 7         | 0        | 7         | 14        |
| Ty Storey       | 5         | 1        | 6         | 17        |
| Chase Hayden    | 3         | 0        | 3         | 14        |
| Cole Kelley     | 0         | 1        | 1         | 5         |
| Maleek Williams | 1         | 0        | 1         | 5         |
| <b>TOTALS</b>   | <b>17</b> | <b>2</b> | <b>29</b> | <b>80</b> |

### 3rd Down

| Money Rushers | 1st      | TD       | No        | Att       |
|---------------|----------|----------|-----------|-----------|
| Cole Kelley   | 3        | 1        | 4         | 6         |
| Devwah Whaley | 2        | 1        | 3         | 3         |
| Rakeem Boyd   | 1        | 0        | 1         | 1         |
| Chase Hayden  | 1        | 0        | 1         | 1         |
| Ty Storey     | 1        | 0        | 1         | 6         |
| Connor Noland | 1        | 0        | 1         | 1         |
| <b>TOTALS</b> | <b>9</b> | <b>2</b> | <b>11</b> | <b>24</b> |

### 4th Down

| Money Rushers | 1st      | TD       | No       | Att      |
|---------------|----------|----------|----------|----------|
| Cole Kelley   | 2        | 0        | 2        | 2        |
| <b>TOTALS</b> | <b>2</b> | <b>0</b> | <b>2</b> | <b>3</b> |

### Money Receptions

|                   | 1st       | TD        | No        | Rec        |
|-------------------|-----------|-----------|-----------|------------|
| LaMichael Pettway | 11        | 4         | 11        | 18         |
| Cheyenne O'Grady  | 7         | 3         | 9         | 13         |
| Mike Woods        | 6         | 1         | 6         | 11         |
| Austin Cantrell   | 5         | 1         | 5         | 6          |
| Jared Cornelius   | 5         | 0         | 5         | 5          |
| Rakeem Boyd       | 5         | 0         | 5         | 15         |
| Jordan Jones      | 5         | 1         | 5         | 11         |
| Deon Stewart      | 4         | 0         | 4         | 9          |
| TJ Hammonds       | 2         | 1         | 2         | 4          |
| Chase Harrell     | 2         | 0         | 2         | 4          |
| Jeremy Patton     | 2         | 0         | 2         | 5          |
| Chase Hayden      | 2         | 0         | 2         | 5          |
| Grayson Gunter    | 2         | 0         | 2         | 2          |
| Tyson Morris      | 1         | 0         | 1         | 1          |
| De'Vion Warren    | 1         | 1         | 1         | 3          |
| Devwah Whaley     | 1         | 0         | 1         | 5          |
| <b>TOTALS</b>     | <b>62</b> | <b>12</b> | <b>64</b> | <b>120</b> |

### 1st Down

| Money Receptions  | 1st       | TD       | No        | Rec       |
|-------------------|-----------|----------|-----------|-----------|
| LaMichael Pettway | 4         | 2        | 4         | 6         |
| Jordan Jones      | 2         | 1        | 2         | 6         |
| TJ Hammonds       | 2         | 1        | 2         | 2         |
| Mike Woods        | 2         | 1        | 2         | 5         |
| Deon Stewart      | 1         | 0        | 1         | 4         |
| Grayson Gunter    | 1         | 0        | 1         | 1         |
| Jared Cornelius   | 1         | 0        | 1         | 1         |
| Austin Cantrell   | 1         | 0        | 1         | 1         |
| Cheyenne O'Grady  | 1         | 0        | 1         | 4         |
| Rakeem Boyd       | 1         | 0        | 1         | 3         |
| <b>TOTALS</b>     | <b>17</b> | <b>5</b> | <b>17</b> | <b>37</b> |

### 2nd Down

| Money Receptions  | 1st       | TD       | No        | Rec       |
|-------------------|-----------|----------|-----------|-----------|
| Cheyenne O'Grady  | 5         | 2        | 6         | 7         |
| LaMichael Pettway | 5         | 2        | 5         | 9         |
| Rakeem Boyd       | 3         | 0        | 3         | 8         |
| Mike Woods        | 3         | 0        | 3         | 4         |
| Jeremy Patton     | 2         | 0        | 2         | 4         |
| Chase Hayden      | 2         | 0        | 2         | 5         |
| Austin Cantrell   | 2         | 0        | 2         | 3         |
| De'Vion Warren    | 1         | 1        | 1         | 2         |
| Jared Cornelius   | 1         | 0        | 1         | 1         |
| Deon Stewart      | 1         | 0        | 1         | 2         |
| Jordan Jones      | 1         | 0        | 1         | 3         |
| Devwah Whaley     | 1         | 0        | 1         | 3         |
| <b>TOTALS</b>     | <b>27</b> | <b>5</b> | <b>28</b> | <b>55</b> |

### 3rd Down

| Money Receptions  | 1st       | TD       | No        | Rec       |
|-------------------|-----------|----------|-----------|-----------|
| Jared Cornelius   | 3         | 0        | 3         | 3         |
| LaMichael Pettway | 2         | 0        | 2         | 3         |
| Chase Harrell     | 2         | 0        | 2         | 2         |
| Deon Stewart      | 2         | 0        | 2         | 3         |
| Austin Cantrell   | 2         | 1        | 2         | 2         |
| Jordan Jones      | 2         | 0        | 2         | 2         |
| Cheyenne O'Grady  | 1         | 1        | 2         | 2         |
| Rakeem Boyd       | 1         | 0        | 1         | 4         |
| Tyson Morris      | 1         | 0        | 1         | 1         |
| Grayson Gunter    | 1         | 0        | 1         | 1         |
| Mike Woods        | 1         | 0        | 1         | 2         |
| <b>TOTALS</b>     | <b>18</b> | <b>2</b> | <b>19</b> | <b>28</b> |



## 20+ YARD BREAKDOWN

### BY YARDS

| Yards        | No.       | TD        |
|--------------|-----------|-----------|
| 100+         | 0         | 0         |
| 90-99        | 0         | 0         |
| 80-89        | 0         | 0         |
| 70-79        | 1         | 0         |
| 60-69        | 4         | 3         |
| 50-59        | 1         | 1         |
| 40-49        | 5         | 2         |
| 30-39        | 13        | 2         |
| 20-29        | 18        | 2         |
| <b>TOTAL</b> | <b>42</b> | <b>10</b> |

### BY TYPE

| Type           | No.       | TD        |
|----------------|-----------|-----------|
| Rushing        | 8         | 2         |
| Passing        | 22        | 8         |
| Punt returns   | 1         | 0         |
| Kick returns   | 10        | 0         |
| Interceptions  | 0         | 0         |
| Fumble returns | 1         | 0         |
| Other          | 0         | 0         |
| <b>TOTAL</b>   | <b>42</b> | <b>10</b> |

### BY PLAYER

| Player            | No.       | TD        | R        | P         | KR        | PR       | IR       | FR       |
|-------------------|-----------|-----------|----------|-----------|-----------|----------|----------|----------|
| Rakeem Boyd       | 9         | 1         | 6        | 3         | 0         | 0        | 0        | 0        |
| De'Vion Warren    | 7         | 0         | 0        | 0         | 7         | 0        | 0        | 0        |
| LaMichael Pettway | 4         | 3         | 0        | 4         | 0         | 0        | 0        | 0        |
| Deon Stewart      | 4         | 0         | 0        | 2         | 1         | 1        | 0        | 0        |
| Mike Woods        | 3         | 1         | 0        | 3         | 0         | 0        | 0        | 0        |
| Cheyenne O'Grady  | 3         | 1         | 0        | 3         | 0         | 0        | 0        | 0        |
| Jordan Jones      | 2         | 1         | 0        | 2         | 0         | 0        | 0        | 0        |
| TJ Hammonds       | 1         | 1         | 0        | 1         | 0         | 0        | 0        | 0        |
| Maleek Williams   | 1         | 1         | 1        | 0         | 0         | 0        | 0        | 0        |
| Austin Cantrell   | 1         | 1         | 0        | 1         | 0         | 0        | 0        | 0        |
| Chase Harrell     | 1         | 0         | 0        | 1         | 0         | 0        | 0        | 0        |
| Bumper Pool       | 1         | 0         | 0        | 0         | 0         | 0        | 0        | 1        |
| Britto Tutt       | 1         | 0         | 0        | 0         | 1         | 0        | 0        | 0        |
| Ty Storey         | 1         | 0         | 1        | 0         | 0         | 0        | 0        | 0        |
| Gary Cross        | 1         | 0         | 0        | 0         | 1         | 0        | 0        | 0        |
| Chase Hayden      | 1         | 0         | 0        | 1         | 0         | 0        | 0        | 0        |
| <b>TOTAL</b>      | <b>42</b> | <b>10</b> | <b>8</b> | <b>22</b> | <b>10</b> | <b>1</b> | <b>0</b> | <b>1</b> |

## ARKANSAS 20+ YARD PLAYS

| Yards | Type | Player(s)                          | Opponent         |
|-------|------|------------------------------------|------------------|
| 78    | KR   | De'Vion Warren                     | Alabama          |
| *69   | Rush | Rakeem Boyd                        | Ole Miss         |
| *68   | Rush | Maleek Williams                    | North Texas      |
| *64   | Pass | TJ Hammonds from Cole Kelley       | Colorado State   |
| 60    | FR   | Bumper Pool                        | Eastern Illinois |
| *57   | Pass | Jordan Jones from Ty Storey        | Eastern Illinois |
| *48   | Pass | LaMichael Pettway from Ty Storey   | Eastern Illinois |
| 46    | Pass | Jordan Jones from Ty Storey        | Eastern Illinois |
| 45    | Rush | Rakeem Boyd                        | Auburn           |
| 45    | PR   | Deon Stewart                       | Colorado State   |
| *42   | Pass | Austin Cantrell from Cole Kelley   | Eastern Illinois |
| *39   | Pass | LaMichael Pettway from Cole Kelley | Ole Miss         |
| *39   | Pass | Cheyenne O'Grady from Ty Storey    | Ole Miss         |
| 38    | Pass | Rakeem Boyd from Ty Storey         | Ole Miss         |
| 37    | Pass | Deon Stewart from Ty Storey        | Alabama          |
| 36    | Rush | Rakeem Boyd                        | Colorado State   |
| 36    | Pass | Chase Harrell from Ty Storey       | Eastern Illinois |
| 36    | Pass | Cheyenne O'Grady from Ty Storey    | Texas A&M        |
| 34    | KR   | De'Vion Warren                     | Eastern Illinois |
| 33    | Pass | Rakeem Boyd from Ty Storey         | Auburn           |
| 33    | KR   | De'Vion Warren                     | Ole Miss         |
| 32    | Rush | Rakeem Boyd                        | Alabama          |
| 32    | Pass | Deon Stewart from Ty Storey        | Auburn           |
| 31    | Rush | Rakeem Boyd                        | Alabama          |
| *29   | Pass | Mike Woods from Ty Storey          | Texas A&M        |
| 27    | KR   | De'Vion Warren                     | Eastern Illinois |
| 26    | KR   | Britto Tutt                        | North Texas      |
| 26    | Pass | Deon Stewart from Cole Kelley      | Colorado State   |
| 25    | Rush | Rakeem Boyd                        | Texas A&M        |
| 25    | Pass | Mike Woods from Cole Kelley        | North Texas      |
| *25   | Pass | LaMichael Pettway from Cole Kelley | Colorado State   |
| 24    | Pass | Cheyenne O'Grady from Ty Storey    | Texas A&M        |
| 23    | Rush | Ty Storey                          | Ole Miss         |
| 23    | KR   | De'Vion Warren                     | Colorado State   |
| 21    | Pass | Mike Woods from Ty Storey          | Texas A&M        |
| 21    | Pass | LaMichael Pettway from Cole Kelley | Ole Miss         |
| 21    | Pass | Rakeem Boyd from Ty Storey         | Alabama          |
| 21    | KR   | De'Vion Warren                     | Eastern Illinois |
| 20    | KR   | Deon Stewart                       | Auburn           |
| 20    | KR   | Gary Cross                         | North Texas      |
| 20    | KR   | De'Vion Warren                     | Eastern Illinois |
| 20    | Pass | Chase Hayden from Ty Storey        | Alabama          |

\* Touchdown scored on play

# HEAD COACH CHAD MORRIS

## THE MORRIS TEMPO

46,975

Yards of total offense Chad Morris' offenses have racked up over last 8 years, averaging 460.5 yards per game

3,611

Total points - 35.4 points per game - over last eight seasons

431

Total touchdowns (242 passing, 189 rushing) over last eight seasons

40

Averaged 40+ points per game in four seasons, at least once at Tulsa, Clemson & SMU

19

Games with 50+ points and 42 games with 40+ points

10

Finish nationally in scoring offense four times

5

Passed for 3,000+ yards and rushed for 2,000+ yards in the same season five times

### COACHING HISTORY

|            |  |
|------------|--|
| 2018-Pres. | Arkansas - Head Coach                  |
| 2015-17    | SMU - Head Coach                       |
| 2011-14    | Clemson - Offensive Coordinator/QBs    |
| 2010       | Tulsa - Associate Head Coach/OC/QBs    |
| 2008-09    | Lake Travis (Texas) HS - Head Coach    |
| 2003-07    | Stephenville (Texas) HS - Head Coach   |
| 2000-02    | Bay City (Texas) HS - Head Coach       |
| 1998-99    | Elysian Fields (Texas) HS - Head Coach |
| 1994-97    | Eustace (Texas) HS - Head Coach        |

### POSTSEASON EXPERIENCE

| HEAD COACH |                  |
|------------|------------------|
| SMU        | 2017 Frisco Bowl |

### ASSISTANT COACH

|         |                            |
|---------|----------------------------|
| Clemson | 2014 Russell Athletic Bowl |
|         | 2013 Orange Bowl           |
|         | 2012 Chick-fil-a Bowl      |
|         | 2011 Orange Bowl           |
| Tulsa   | 2010 Hawaii Bowl           |

## MORRIS TAKES OVER ON THE HILL

### SMU TURNAROUND

During his three seasons at SMU (2015-17), Morris used his Texas recruiting roots and offensive prowess to take the Mustangs from a 1-11 campaign in 2013 before he took over to the program's first bowl bid since 2012 with a 7-5 mark last season.

Morris' offensive scheme was exactly what SMU needed, as it increased the team's scoring output by 16.7 points per game in his first season - the second-largest increase in the nation in 2015. Even more impressive, Morris inherited an offense that ranked last (128th) in the FBS in scoring in 2014 (11.8) and turned it into the nation's eighth-highest scoring offense (40.1) in 2017.

The 2017 SMU offense marked the fourth time and third different program that Morris has either been the head coach or offensive coordinator of that has finished in the top 10 in the FBS in scoring average at more than 40 points per game. The Mustangs are one just two FBS teams that featured a 3,000-yard passer, 1,000-yard rusher and multiple 1,000-yard receivers in 2017.

### CLEMSON OFFENSIVE EXPLOSION

Morris' impact during his four years at Clemson as offensive coordinator helped result in a 41-11 record, the 2011 ACC Championship and four bowl berths, including two BCS Orange Bowl appearances. Under Morris' scheme, the Tigers established 127 offensive records (89 individual/38 team) and posted the top three scoring seasons in school history, as well as four of the top five passing seasons at Clemson.

The Clemson offense in its second season under Morris with ACC Player of the Year Tajh Boyd at quarterback set school records for total yards per game (512.7) and points per game (41.0), ranking sixth in the nation in scoring and ninth in the nation in total offense. The 2013 squad backed up those numbers with 508.5 yards and 40.2 points per game, figures that ranked ninth and eighth nationally.

Morris' record-setting offense in 2012 and 2013 marked the first time in ACC history that an active member of the conference had averaged more than 40 points per game in back-to-back seasons. Clemson was also one of just two FBS schools with a 3,000-yard passer, 1,000-yard rusher and 1,000-yard receiver every year from 2011-13.

For his work, Morris was named AFCA National Assistant Coach of the Year and one of five finalists for National Offensive Coordinator of the Year by 247Sports.com in 2013, and the National Offensive Coordinator of the Year by Rivals.com in 2011.

Morris' offensive brilliance also helped attract and develop some of the best offensive players in Clemson history into current NFL stars. From the 2012 NFL Draft to 2015 NFL Draft, Morris saw seven of his offensive players drafted, including four wide receivers, tied for the most from any school over that span. Included in the quartet of wide receivers drafted were first round picks DeAndre Hopkins (Houston Texans) and Sammy Watkins (Los Angeles Rams). Morris also recruited 2015 All-Americans Deshaun Watson and Shaq Lawson, who both went on to be first round NFL draft picks.

### INSTANT IMPACT

After a legendary 16 years as a head coach on the Texas prep level, Morris' collegiate debut came as the associate head coach/offensive coordinator at Tulsa in 2010. In his one season as offensive coordinator working specifically with the quarterbacks, Morris helped the Golden Hurricane average 41.4 points per game, good for sixth nationally, and finish with seven straight wins for a 10-3 record following a 5-7 mark in 2009. Tulsa scored 40 or more points seven times, including 50+ in four games, and finished as one of five FBS teams with over 30 rushing and 30 passing touchdowns.

### TEXAS LEGEND

A native of Dallas, Morris became a legend in the state of Texas during his 16 years as a head coach at the high school level, posting a 169-38 record overall and winning back-to-back undefeated state championships in his final two seasons at Lake Travis High School. Over his 16 seasons, Morris led six of his teams to the Texas State Championship game, highlighted by three titles, and he earned Coach of the Year honors 11 times.

Morris earned his bachelor's degree in mathematics with a minor in statistics from Texas A&M University in 1992. He and his wife, Paula, have two children, daughter Mackenzie and son Chandler.



# BESTS UNDER MORRIS

## RECORD WHEN ...

|   |       |
|---|-------|
| Scoring First .....                     | 10-13 |
| Opponent Scores First .....             | 5-15  |
| Leading After 1st Quarter .....         | 11-10 |
| Leading At Halftime .....               | 14-2  |
| Leading After 3rd Quarter .....         | 10-1  |
| Scoring 21+ Points .....                | 14-20 |
| Scoring 30+ Points .....                | 14-11 |
| Scoring 40+ Points .....                | 8-5   |
| Scoring 50+ Points .....                | 4-0   |
| 400+ Yards Total Offense .....          | 14-15 |
| 500+ Yards Total Offense .....          | 4-3   |
| 200+ Rushing Yards .....                | 9-6   |
| 300+ Rushing Yards .....                | 2-1   |
| 200+ Passing Yards .....                | 13-20 |
| 300+ Passing Yards .....                | 6-6   |
| 20+ First Downs .....                   | 11-19 |
| 40 percent+ 3rd-Down Conv. ....         | 11-11 |
| 2 or Fewer Turnovers .....              | 12-18 |
| Less than 14 Points Allowed .....       | 1-0   |
| Less than 21 Points Allowed .....       | 4-0   |
| 300 or Less Yds Total Off Allowed ..... | 3-1   |
| 150 or Less Rush Yds Allowed .....      | 9-3   |
| 100 or Less Rush Yds Allowed .....      | 6-3   |
| 150 or Less Pass Yds Allowed .....      | 3-6   |
| 100 or Less Pass Yds Allowed .....      | 0-2   |
| 15 or Less 1st Downs Allowed .....      | 2-2   |
| 2+ Turnovers Forced .....               | 10-12 |
| More Rush Yards .....                   | 10-5  |
| More Pass Yards .....                   | 9-11  |
| Fewer Turnovers .....                   | 12-7  |
| More Time of Possession .....           | 9-14  |
| More First Downs .....                  | 8-7   |
| Fewer Penalties .....                   | 9-15  |
| 1 Penalty .....                         | 0-1   |
| 2-5 Penalties .....                     | 5-15  |
| 6-9 Penalties .....                     | 7-10  |
| 10+ Penalties .....                     | 3-1   |
| Special Teams Touchdown .....           | 1-2   |
| 100-Yard Rusher .....                   | 8-9   |
| 200-Yard Passer .....                   | 11-16 |
| 100-Yd Rusher+200-Yd Passer .....       | 5-5   |

## VS. ALL-TIME OPPONENTS

| Team              | Record |
|-------------------|--------|
| Alabama           | 0-1    |
| Arkansas State    | 1-0    |
| Auburn            | 0-1    |
| Baylor            | 0-2    |
| UCF               | 0-1    |
| Cincinnati        | 1-0    |
| Colorado State    | 0-1    |
| Connecticut       | 1-0    |
| East Carolina     | 1-1    |
| Eastern Illinois  | 1-0    |
| Houston           | 1-2    |
| James Madison     | 0-1    |
| Liberty           | 1-0    |
| Memphis           | 0-3    |
| Ole Miss          | 0-1    |
| Navy              | 0-3    |
| North Texas       | 3-1    |
| USF               | 0-2    |
| Stephen F. Austin | 1-0    |
| Temple            | 0-2    |
| Texas A&M         | 0-1    |

## VS. CONFERENCES

| Team          | Record |
|---------------|--------|
| American      | 8-16   |
| Big 12        | 0-5    |
| Big South     | 1-0    |
| CAA           | 0-1    |
| C-USA         | 3-1    |
| Mountain West | 0-1    |
| Ohio Valley   | 1-0    |



# BESTS UNDER MORRIS

## OFFENSE: TEAM

### Total Points

1. 58 SMU vs. Stephen F. Austin (9/2/17)
2. **55 Arkansas vs. Eastern Illinois (9/2/18)**  
SMU at East Carolina (11/12/16)
4. 54 SMU vs. North Texas (9/09/17)
5. 49 SMU vs. UCONN (9/30/17)  
SMU vs. Tulane (11/21/15)
7. 45 SMU at Memphis (11/18/17)  
SMU vs. James Madison (9/26/15)
9. 44 SMU vs. Arkansas State (9/23/17)

### Total Offensive Yards

1. 581 SMU vs. Tulsa (10/27/17)
2. 578 SMU vs. South Florida (11/19/16)
3. 577 SMU vs. Arkansas State (9/23/17)
4. 572 SMU at North Texas (9/3/16)
5. 544 SMU at Houston (10/7/17)
6. 518 SMU vs. Tulane (11/21/15)
7. 508 SMU at TCU (9/19/15)
8. 498 SMU vs. UCONN (9/30/17)

### Total Offensive Plays

1. 89 SMU vs. South Florida (11/19/16)  
SMU vs. Central Florida (11/4/17)
3. 87 SMU at Tulsa (10/7/16)
4. 86 SMU vs. Arkansas State (9/23/17)
5. 85 SMU at Houston (10/7/17)
6. 83 SMU vs. Navy (11/26/16)
7. 82 SMU at Baylor (9/10/16)
8. 81 SMU at Cincinnati (10/21/17)

### Rushing Attempts

1. 54 SMU vs. Baylor (9/4/15)  
SMU vs. Arkansas State (9/23/17)
3. **53 Arkansas at Colorado State (9/8/18)**  
SMU vs. North Texas (9/12/15)
5. **48 Arkansas vs. Ole Miss (10/13/18)**  
SMU vs. Stephen F. Austin (9/2/17)  
SMU at TCU (9/19/15)
8. 47 (4x) last SMU vs. Liberty (9/17/16)

### Rushing Yards

1. 323 SMU vs. Tulane (11/21/15)
2. 311 SMU vs. Arkansas State (9/23/17)
3. **300 Arkansas vs. Ole Miss (10/13/18)**
4. **299 Arkansas at Colorado State (9/8/18)**
5. 286 SMU vs. Liberty (9/17/16)
6. 273 SMU vs. North Texas (9/12/15)
7. 272 SMU at North Texas (9/3/16)
8. 259 SMU at Memphis (11/18/17)
9. 243 SMU vs. Stephen F. Austin (9/2/17)

### Rushing Touchdowns

1. 6 SMU vs. Tulane (11/21/15)
2. 5 SMU vs. James Madison (9/26/15)
3. 4 SMU vs. Arkansas State (9/23/17)
4. 3 (6x) last SMU vs. UCONN (9/30/17)

### Pass Completions

1. 41 SMU at Houston (10/7/17)
2. 31 SMU vs. Navy (11/26/16)
3. 29 SMU at Tulsa (10/7/16)
4. 27 SMU vs. UCONN (9/30/17)
5. 27 SMU vs. Central Florida (11/4/17)
6. 26 SMU at Cincinnati (10/21/17)
7. **26 Arkansas vs. Alabama (10/6/18)**  
SMU at South Florida (11/16/16)
9. 24 SMU vs. Tulane (11/25/17)

### Pass Attempts

1. 59 SMU at Houston (10/7/17)
2. 52 SMU at Tulsa (10/7/16)  
SMU vs. Central Florida (11/04/17)
4. 46 SMU vs. Tulsa (10/31/15)  
SMU vs. Navy (11/26/16)
6. **45 Arkansas vs. North Texas (9/15/18)**
7. 44 SMU at Temple (10/1/16)  
SMU at Baylor (9/10/16)
9. 42 SMU vs. South Florida (11/19/16)

### Passing Yards

1. 423 SMU vs. South Florida (11/19/16)
2. 397 SMU at Houston (10/7/17)
3. 394 SMU vs. North Texas (9/9/17)
4. 375 SMU vs. Tulane (11/25/17)
5. 366 SMU vs. Tulsa (10/27/17)
6. **353 Arkansas vs. Eastern Illinois (9/2/18)**
7. 339 SMU at TCU (9/16/17)
8. 331 SMU vs. Navy (11/26/16)
9. 330 SMU at TCU (9/19/15)

### Passing Touchdowns

1. 5 SMU vs. North Texas (9/9/17)
2. **4 (6x) last Arkansas vs. Eastern Illinois (9/2/18)**

### First Downs

1. 31 SMU vs. Arkansas State (9/23/17)
2. 30 SMU vs. Houston (10/7/17)
3. 28 (3x) last vs. South Florida (11/19/16)
6. **27 (3x) last Arkansas vs. Ole Miss (10/13/18)**

## DEFENSE: TEAM

### Fewest Total Yards Allowed

1. 219 SMU vs. Stephen F. Austin (9/2/17)
2. **225 Arkansas at Auburn (9/22/18)**
3. 240 SMU vs. North Texas (9/12/15)
4. 280 SMU vs. Liberty (9/17/16)
5. 303 SMU vs. Houston (10/22/16)
6. 328 SMU vs. Tulane (11/21/15)
7. 352 SMU at South Florida (10/24/15)
8. **357 Arkansas vs. Eastern Illinois (9/2/18)**  
SMU vs. Louisiana Tech (12/20/17)
10. 368 SMU at Temple (10/1/16)

### Fewest Rushing Yards Allowed

1. **40 Arkansas at Colorado State (9/8/18)**
2. 62 SMU vs. Houston (10/22/16)
3. 69 SMU vs. North Texas (9/9/17)
4. 75 SMU vs. Stephen F. Austin (9/2/17)
5. 83 SMU at North Texas (9/3/16)
6. **91 Arkansas at Auburn (9/22/18)**
7. 97 SMU vs. Liberty (9/17/16)
8. 112 SMU vs. North Texas (9/12/15)
9. **127 Arkansas vs. Eastern Illinois (9/2/18)**
10. 137 SMU vs. TCU (9/23/16)

### Fewest Passing Yards Allowed

1. 0 SMU at Navy (11/11/17)
2. 81 SMU at Navy (11/14/15)
3. 97 SMU at South Florida (10/24/15)
4. 104 SMU vs. Navy (11/23/16)
5. 124 SMU at Temple (10/1/16)
6. 128 SMU vs. North Texas (9/12/15)  
SMU vs. Tulane (11/21/15)
8. **134 Arkansas at Auburn (9/22/18)**
9. 144 SMU vs. Stephen F. Austin (9/2/17)

### Fewest First Downs Allowed

1. **13 Arkansas at Auburn (9/22/18)**  
SMU vs. Houston (10/22/16)
3. 15 SMU vs. Stephen F. Austin (9/2/17)  
SMU at South Florida (10/24/15)
5. 16 SMU vs. Liberty (9/17/16)  
SMU vs. South Florida (11/19/16)
7. 17 (3x) last SMU at Temple (10/1/16)

### Fewest Points Allowed

1. 13 SMU vs. North Texas (9/12/15)
2. 14 SMU vs. Stephen F. Austin (9/2/17)  
SMU vs. Liberty (9/17/16)
4. 16 SMU vs. Houston (10/22/16)
5. 21 (3x) last SMU vs. Arkansas State (9/23/17)

### Sacks

1. 8 SMU vs. UCONN (9/30/17)
2. 7 SMU vs. Houston (10/22/16)
3. 5 SMU at North Texas (9/3/16)  
SMU vs. North Texas (9/9/17)
5. **4 Arkansas at Auburn (9/22/18)**  
SMU at Tulsa (10/7/16)
7. **3 (6x) last Arkansas vs. Texas A&M (9/29/18)**

### Tackles For Loss

1. 13 SMU vs. UCONN (9/30/17)
2. 11 SMU at South Florida (10/24/15)
3. 10 SMU at Houston (10/22/16)  
SMU vs. Memphis (11/5/16)
5. **9 Arkansas at Auburn (9/22/18)**  
SMU at TCU (9/16/17)
7. **8 (4x) last Arkansas vs. Eastern Illinois (9/2/18)**

### Turnovers Forced

1. **5 Arkansas vs. Eastern Illinois (9/2/18)**  
SMU at East Carolina (11/12/16)
3. 4 SMU vs. North Texas (9/12/15)  
SMU vs. Liberty (9/17/16)
5. 3 (7x) last SMU vs. Central Florida (11/4/17)

## OFFENSE: INDIVIDUAL

### Pass Completions

41 Ben Hicks vs. Houston (10/7/17)

### Pass Attempts

58 Ben Hicks vs. Houston (10/7/17)

### Pass Completion % (Min. 10 attempts)

75.0 Ty Storey vs. Ole Miss (10/13/18)

### Passing Yards

397 Ben Hicks vs. Houston (10/7/17)

### Passing Touchdowns

4 Ben Hicks vs. Tulane (11/25/17)  
Ben Hicks vs. Memphis (11/18/17)  
Ben Hicks vs. Navy (11/11/17)  
Ben Hicks vs. UConn (9/30/17)  
Ben Hicks vs. North Texas (9/9/17)

### Passing Interceptions

4 Cole Kelley vs. North Texas (9/15/18)

### Passer Rating (Min. 10 attempts)

257.8 Ty Storey vs. Eastern Illinois (9/1/18)

### Rush Attempts

29 Braeden West vs. South Florida (11/19/16)

### Rushing Yards

220 Braeden West vs. Liberty (9/17/16)

### Rushing Touchdowns

3 Xavier Jones at Tulane (11/21/15)

### Receptions

17 Trey Quinn at Cincinnati (10/21/17)  
Trey Quinn at Houston (10/7/17)

### Receiving Yards

252 Courtland Sutton vs. South Florida (11/19/16)

### Receiving Touchdowns

3 Courtland Sutton at North Texas (9/3/17)

### Total Touchdowns

4 Courtland Sutton vs. North Texas (9/9/17)

## DEFENSE: INDIVIDUAL

### Solo Tackles

12 De'Jon Harris vs. Texas A&M (9/29/18)  
Mikial Onu vs. Tulsa (10/27/17)  
Jonathan Yenga vs. James Madison (9/26/15)

### Total Tackles

16 De'Jon Harris vs. Texas A&M (9/29/18)

### Tackles For Loss

4 Justin Lawler vs. Memphis (11/5/17)  
Kyrin Mitchell vs. UConn (9/30/17)  
Justin Lawler vs. UConn (9/30/17)  
Justin Lawler at North Texas (9/3/16)

### Sacks

4.0 Justin Lawler vs. UConn (9/30/17)

### Interceptions

2 Dre Greenlaw vs. Texas A&M (9/29/18)  
Horace Richardson at East Carolina (11/12/16)  
Jordan Wyatt vs. Liberty (9/17/16)  
Horace Richardson at North Texas (9/3/16)

### Pick Sixes

2 Horace Richardson at East Carolina (11/12/16)

### Fumbles Recovered

2 Chevin Calloway vs. Eastern Illinois (9/1/18)

### Scoop and Scores

1 Jordan Wyatt vs. Stephen F. Austin (9/2/17)

### Fumbles Forced

2 McTelvin Agim vs. Colorado State (9/8/18)  
Andrew McCleneghen vs. North Texas (9/12/15)

## SPECIAL TEAMS: INDIVIDUAL

### Extra Points Made

7 Connor Limpert vs. Eastern Illinois (9/1/18)  
Josh Williams vs. UConn (9/30/17)  
Josh Williams vs. North Texas (9/9/17)  
Josh Williams vs. Stephen F. Austin (9/2/17)  
Chad Hedlund vs. Tulane (11/12/15)

### Field Goals Made

4 Josh Williams at Tulsa (10/7/16)

### Points Kicking

16 Josh Williams at Tulsa (10/7/16)

### Punt Yards

406 Jamie Sackville at Tulsa (10/7/16)

### Yards Per Punt

50 Jamie Sackville at Houston (10/7/17)

### Kick Return Yards

180 Braeden West vs. Temple (11/6/15)

### Punt Return Yards

45 Deon Stewart at Colorado State (9/8/18)

### Kick Return Touchdown

1 Braeden West vs. Temple (11/6/15)

## 300-YARD PASSING GAMES

Total: 9

|     |  |
|-----|--|
| 397 | Ben Hicks at Houston (10/7/17)         |
| 380 | Ben Hicks vs. South Florida (11/19/16) |
| 375 | Ben Hicks vs. Tulane (11/25/17)        |
| 338 | Ben Hicks vs. Tulsa (10/27/17)         |
| 334 | Matt Davis at TCU (9/19/15)            |
| 331 | Ben Hicks vs. Navy (11/26/16)          |
| 312 | Ben Hicks vs. North Texas (9/9/17)     |
| 305 | Ben Hicks at TCU (9/16/17)             |
| 302 | Ben Hicks at Tulane (10/29/16)         |

## 100-YARD RUSHING GAMES

Total: 21

|            |   |
|------------|---|
| 220        | Braeden West vs. Liberty (9/17/16)              |
| 177        | Xavier Jones at Memphis (11/18/17)              |
| <b>165</b> | <b>Devwah Whaley at Colorado State (9/8/18)</b> |
| 156        | Matt Davis vs. Tulane (11/21/15)                |
| 146        | Xavier Jones vs. Arkansas State (9/23/17)       |
| 126        | Braeden West at Tulsa (10/7/16)                 |
| 125        | Matt Davis vs. North Texas (9/12/15)            |
| 120        | Braeden West vs. South Florida (11/19/16)       |
| 119        | Braeden West at Tulane (10/29/16)               |
| 117        | Xavier Jones at North Texas (9/3/16)            |
| 117        | Xavier Jones vs. Tulane (11/21/15)              |
| 115        | Braeden West vs. Houston (10/22/16)             |
| 115        | Matt Davis vs. Baylor (9/4/15)                  |
| 111        | Ke'Mon Freeman at East Carolina (11/12/16)      |
| 111        | Xavier Jones at Navy (11/11/17)                 |
| 110        | Matt Davis at North Texas (9/3/16)              |
| <b>109</b> | <b>Rakeem Boyd vs. Ole Miss (10/13/18)</b>      |
| 104        | Braeden West at East Carolina (11/12/16)        |
| <b>102</b> | <b>Rakeem Boyd vs. Alabama (10/6/18)</b>        |
| 102        | Matt Davis vs. Temple (11/6/15)                 |
| 100        | Xavier Jones at Houston (10/7/17)               |

## MULTIPLE 100-YARD RUSHERS

Total: 3 (Order by date)

|     |  |
|-----|--|
| 111 | Ke'Mon Freeman at East Carolina (11/12/16) |
| 104 | Braeden West                               |
| 117 | Xavier Jones at North Texas (9/3/16)       |
| 110 | Matt Davis                                 |
| 156 | Matt Davis vs. Tulane (11/21/15)           |
| 117 | Xavier Jones                               |

## 100-YARD RECEIVING GAMES

Total: 25

|            |   |
|------------|---|
| 252        | Courtland Sutton vs. South Florida (11/19/16)     |
| 186        | Trey Quinn at Cincinnati (10/21/17)               |
| 173        | James Proche vs. UCF (11/4/17)                    |
| 166        | Courtland Sutton at East Carolina (11/12/16)      |
| 165        | Courtland Sutton vs. Tulsa (10/31/15)             |
| 164        | James Proche at Tulane (10/29/16)                 |
| 163        | Courtland Sutton vs. North Texas (9/9/17)         |
| 162        | Courtland Sutton at North Texas (9/3/16)          |
| 160        | Courtland Sutton at Houston (10/7/17)             |
| 156        | Trey Quinn at Houston (10/7/17)                   |
| 139        | Trey Quinn vs. Tulane (11/25/17)                  |
| 137        | Courtland Sutton vs. James Madison (9/26/15)      |
| 136        | Courtland Sutton vs. Tulsa (10/27/17)             |
| <b>132</b> | <b>Jordan Jones vs. Eastern Illinois (9/2/18)</b> |
| 131        | James Proche vs. Arkansas State (9/23/17)         |
| 123        | Courtland Sutton at Navy (11/11/17)               |
| 123        | James Proche vs. Tulsa (10/27/17)                 |
| 116        | Trey Quinn vs. UConn (9/30/17)                    |
| 116        | Trey Quinn at TCU (9/16/17)                       |
| 115        | Courtland Sutton at TCU (9/19/15)                 |
| 113        | Courtland Sutton vs. TCU (9/23/16)                |
| 112        | Courtland Sutton vs. UConn (9/30/17)              |
| 112        | Courtland Sutton at Baylor (9/10/16)              |
| 107        | Courtland Sutton vs. Tulane (11/25/17)            |
| 101        | Trey Quinn vs. Tulsa (10/27/17)                   |

## MULTIPLE 100-YARD RECEIVERS

Total: 4 (Order by date)

|     |                                       |
|-----|---------------------------------------|
| 139 | Trey Quinn vs. Tulane (11/25/17)      |
| 107 | Courtland Sutton                      |
| 136 | Courtland Sutton vs. Tulsa (10/27/17) |
| 123 | James Proche                          |
| 101 | Trey Quinn                            |
| 160 | Courtland Sutton at Houston (10/7/17) |
| 156 | Trey Quinn                            |
| 116 | Trey Quinn vs. UConn (9/30/17)        |
| 112 | Courtland Sutton                      |

## 100-YARD RUSHER & RECEIVER

Total: 6

|     |   |
|-----|---|
| 111 | Xavier Jones (rush) at Navy (11/11/17)            |
| 123 | Courtland Sutton (rec)                            |
| 146 | Xavier Jones (rush) vs. Arkansas State (9/23/17)  |
| 131 | James Proche (rec)                                |
| 120 | Braeden West (rush) vs. South Florida (11/19/16)  |
| 252 | Courtland Sutton (rec)                            |
| 111 | Ke'Mon Freeman (rush) at East Carolina (11/12/16) |
| 104 | Braeden West (rush)                               |
| 166 | Courtland Sutton (rec)                            |
| 119 | Braeden West (rush) at Tulane (10/29/16)          |
| 164 | James Proche (rec)                                |
| 117 | Xavier Jones (rush) at North Texas (9/3/16)       |
| 110 | Matt Davis (rush)                                 |
| 162 | Courtland Sutton (rec)                            |

## 300-YARD PASSER / 100-YARD RUSHER

Total: 3

|     |   |
|-----|---|
| 397 | Ben Hicks (pass) at Houston (10/7/17)         |
| 160 | Courtland Sutton (rush)                       |
| 156 | Trey Quinn (rush)                             |
| 380 | Ben Hicks (pass) vs. South Florida (11/19/16) |
| 120 | Braeden West (rush)                           |
| 302 | Ben Hicks at Tulane (10/29/16)                |
| 119 | Braeden West (rush)                           |

## 300 / 100 / 100

Total: 2

|     |   |
|-----|---|
| 380 | Ben Hicks (pass) vs. South Florida (11/19/16) |
| 120 | Braeden West (rush)                           |
| 252 | Courtland Sutton (rec)                        |
| 302 | Ben Hicks at Tulane (10/29/16)                |
| 119 | Braeden West (rush)                           |
| 164 | James Proche (rec)                            |



## DEPTH CHART

### OFFENSE

|               |           |                        |                           |
|---------------|-----------|------------------------|---------------------------|
| <b>WR (9)</b> | <b>8</b>  | <b>Mike Woods</b>      | <b>Fr. // 6-1 // 190</b>  |
|               | 16        | La'Michael Pettway     | Jr. // 6-2 // 219         |
|               | 14        | Chase Harrell          | Jr. // 6-4 // 215         |
| <b>TE (3)</b> | <b>44</b> | <b>Austin Cantrell</b> | <b>Jr. // 6-3 // 263</b>  |
|               | 85        | Cheyenne O'Grady       | Jr. // 6-4 // 251         |
| <b>LT</b>     | <b>74</b> | <b>Colton Jackson</b>  | <b>Jr. // 6-5 // 301</b>  |
|               | 73        | Noah Gatlin            | Fr. // 6-7 // 293         |
| <b>LG</b>     | <b>51</b> | <b>Hjalte Froholdt</b> | <b>Sr. // 6-5 // 315</b>  |
|               | 54        | Austin Capps           | Jr. // 6-4 // 311         |
| <b>C</b>      | <b>66</b> | <b>Ty Clary</b>        | <b>So. // 6-4 // 288</b>  |
|               | 57        | Shane Clenin           | R-Fr. // 6-6 // 302       |
| <b>RG</b>     | <b>62</b> | <b>Johnny Gibson</b>   | <b>Sr. // 6-4 // 319</b>  |
|               | 68        | Kirby Adcock           | R-Fr. // 6-5 // 280       |
| <b>RT</b>     | <b>60</b> | <b>Brian Wallace</b>   | <b>Sr. // 6-6 // 320</b>  |
|               | 78        | Dalton Wagner          | R-Fr. // 6-9 // 302       |
| <b>QB</b>     | <b>4</b>  | <b>Ty Storey</b>       | <b>Jr. // 6-2 // 215</b>  |
|               | 15        | Cole Kelley            | So. // 6-7 // 258         |
|               | 13        | Connor Noland          | Fr. // 6-2 // 207         |
| <b>RB (4)</b> | <b>21</b> | <b>Devwah Whaley</b>   | <b>Jr. // 5-11 // 209</b> |
| <b>-OR-</b>   | <b>5</b>  | <b>Rakeem Boyd</b>     | <b>So. // 6-0 // 200</b>  |
|               | 2         | Chase Hayden           | So. // 5-10 // 200        |
| <b>-OR-</b>   | <b>6</b>  | <b>T.J. Hammonds</b>   | <b>Jr. // 5-10 // 205</b> |
| <b>WR (5)</b> | <b>1</b>  | <b>Jared Cornelius</b> | <b>Sr. // 5-11 // 203</b> |
|               | 9         | De'Vion Warren         | So. // 5-10 // 180        |
| <b>WR (2)</b> | <b>3</b>  | <b>Deon Stewart</b>    | <b>Jr. // 5-11 // 161</b> |
|               | 10        | Jordan Jones           | So. // 6-1 // 180         |

### DEFENSE

|             |           |                           |                            |
|-------------|-----------|---------------------------|----------------------------|
| <b>DE</b>   | <b>3</b>  | <b>McTelvin Agim</b>      | <b>Jr. // 6-3 // 279</b>   |
|             | 91        | Michael Taylor            | Sr. // 6-2 // 248          |
| <b>DT</b>   | <b>90</b> | <b>Armon Watts</b>        | <b>Sr. // 6-5 // 298</b>   |
|             | 7         | Briston Guidry            | So. // 6-2 // 292          |
| <b>DT</b>   | <b>52</b> | <b>TJ Smith</b>           | <b>Jr. // 6-3 // 304</b>   |
|             | 42        | Jonathan Marshall         | So. // 6-3 // 301          |
| <b>DE</b>   | <b>10</b> | <b>Randy Ramsey</b>       | <b>Sr. // 6-4 // 236</b>   |
|             | 6         | Gabe Richardson           | Jr. // 6-3 // 240          |
| <b>SAM</b>  | <b>27</b> | <b>Hayden Henry</b>       | <b>So. // 6-2 // 222</b>   |
|             | 22        | Deon Edwards              | So. // 6-1 // 212          |
| <b>MIKE</b> | <b>8</b>  | <b>De'Jon Harris</b>      | <b>Jr. // 6-0 // 244</b>   |
|             | 31        | Grant Morgan              | So. // 5-11 // 220         |
| <b>WILL</b> | <b>23</b> | <b>Dre Greenlaw</b>       | <b>Sr. // 6-0 // 227</b>   |
|             | 16        | Bumper Pool               | Fr. // 6-2 // 223          |
|             | 33        | Dee Walker                | So. // 6-2 // 216          |
| <b>CB</b>   | <b>11</b> | <b>Ryan Pulley</b>        | <b>Jr. // 5-11 // 198</b>  |
|             | 21        | Montaric Brown            | R-Fr. // 6-0 // 187        |
| <b>SS</b>   | <b>2</b>  | <b>Kamren Curl</b>        | <b>So. // 6-2 // 201</b>   |
|             | 18        | Myles Mason               | Fr. // 6-2 // 208          |
| <b>FS</b>   | <b>9</b>  | <b>Santos Ramirez</b>     | <b>Sr. // 6-2 // 204</b>   |
|             | 17        | Joe Foucha                | Fr. // 5-11 // 198         |
| <b>CB</b>   | <b>24</b> | <b>Jarques McClellion</b> | <b>R-Fr. // 6-0 // 173</b> |
|             | 14        | Britto Tutt               | Jr. // 6-1 // 180          |
| <b>NB</b>   | <b>30</b> | <b>Kevin Richardson</b>   | <b>Sr. // 5-11 // 180</b>  |
|             | 36        | D'Vone McClure            | So. // 6-2 // 215          |
|             | 29        | Derrick Munson            | So. // 5-11 // 200         |

### SPECIAL TEAMS

|           |           |                       |                            |
|-----------|-----------|-----------------------|----------------------------|
| <b>K</b>  | <b>19</b> | <b>Connor Limpert</b> | <b>Jr. // 6-1 // 175</b>   |
|           | 83        | Preston Stafford      | Fr. // 6-0 // 180          |
| <b>P</b>  | <b>28</b> | <b>Reid Bauer</b>     | <b>Fr. // 5-11 // 198</b>  |
|           | 80        | Matthew Phillips      | Fr. // 5-10 // 180         |
| <b>LS</b> | <b>48</b> | <b>Jordan Silver</b>  | <b>R-Fr. // 6-1 // 217</b> |
| <b>SN</b> | <b>43</b> | <b>George Madden</b>  | <b>Jr. // 6-1 // 212</b>   |
| <b>H</b>  | <b>14</b> | <b>Jack Lindsey</b>   | <b>So. // 6-2 // 195</b>   |
|           | 18        | Blake Johnson         | Jr. // 6-1 // 182          |
| <b>KR</b> | <b>9</b>  | <b>De'Vion Warren</b> | <b>So. // 5-10 // 180</b>  |
|           | 3         | Deon Stewart          | Jr. // 5-11 // 161         |
| <b>PR</b> | <b>3</b>  | <b>Deon Stewart</b>   | <b>Jr. // 5-11 // 161</b>  |
|           | 1         | Jared Cornelius       | Sr. // 5-11 // 203         |

## GAME-BY-GAME OFFENSIVE STARTERS

| Opponent             | LT      | LG       | C        | RG     | RT      | TE       | TE/WR/FB       | QB     | RB     | WR        | WR      |
|----------------------|---------|----------|----------|--------|---------|----------|----------------|--------|--------|-----------|---------|
| Eastern Illinois     | Clenin  | Adcock   | Froholdt | Gibson | Wallace | Cantrell | Pettway        | Kelley | Whaley | Cornelius | Nance   |
| at Colorado State    | Gatlin  | Clary    | Froholdt | Gibson | Wallace | Cantrell | Gunter (TE)    | Storey | Whaley | Pettway   | Nance   |
| North Texas          | Gatlin  | Clary    | Froholdt | Gibson | Wallace | Cantrell | Patton (TE)    | Kelley | Whaley | Pettway   | Nance   |
| at Auburn            | Jackson | Froholdt | Clary    | Gibson | Wallace | Cantrell | Cornelius (WR) | Storey | Whaley | Pettway   | Nance   |
| vs. Texas A&M        | Jackson | Froholdt | Clary    | Gibson | Wallace | Cantrell | O'Grady (TE)   | Storey | Boyd   | Woods     | Stewart |
| Alabama              | Jackson | Froholdt | Clary    | Gibson | Wallace | Cantrell | O'Grady (TE)   | Storey | Boyd   | Woods     | Stewart |
| Ole Miss             | Jackson | Froholdt | Clary    | Gibson | Wallace | O'Grady  | Cornelius (WR) | Storey | Boyd   | Woods     | Stewart |
| Tulsa                |         |          |          |        |         |          |                |        |        |           |         |
| Vanderbilt           |         |          |          |        |         |          |                |        |        |           |         |
| LSU                  |         |          |          |        |         |          |                |        |        |           |         |
| at Mississippi State |         |          |          |        |         |          |                |        |        |           |         |
| at Missouri          |         |          |          |        |         |          |                |        |        |           |         |

## GAME-BY-GAME DEFENSIVE STARTERS

| Opponent             | DE     | DT    | DT       | DE            | SAM   | MIKE   | WILL     | CB     | SS   | FS      | CB         | NB         |
|----------------------|--------|-------|----------|---------------|-------|--------|----------|--------|------|---------|------------|------------|
| Eastern Illinois     | Taylor | Agim  | TJ Smith | G. Richardson | --    | Harris | Greenlaw | Pulley | Curl | Ramirez | Calloway   | McClure    |
| at Colorado State    | Agim   | Watts | TJ Smith | G. Richardson | --    | Harris | Pool     | Pulley | Curl | Ramirez | Calloway   | McClure    |
| North Texas          | Agim   | Watts | TJ Smith | Ramsey        | --    | Harris | Pool     | Pulley | Curl | Ramirez | Tutt       | McClure    |
| at Auburn            | Agim   | Watts | TJ Smith | Ramsey        | --    | Harris | Greenlaw | Pulley | Curl | Ramirez | McClellion | Munson     |
| vs. Texas A&M        | Agim   | Watts | TJ Smith | Ramsey        | Henry | Harris | Greenlaw | Pulley | Curl | Ramirez | McClellion | --         |
| Alabama              | Agim   | Watts | TJ Smith | Ramsey        | --    | Harris | Greenlaw | Pulley | Curl | Ramirez | McClellion | Richardson |
| Ole Miss             | Agim   | Watts | TJ Smith | Ramsey        | --    | Harris | Greenlaw | Pulley | Curl | Ramirez | McClellion | Richardson |
| Tulsa                |        |       |          |               |       |        |          |        |      |         |            |            |
| Vanderbilt           |        |       |          |               |       |        |          |        |      |         |            |            |
| LSU                  |        |       |          |               |       |        |          |        |      |         |            |            |
| at Mississippi State |        |       |          |               |       |        |          |        |      |         |            |            |
| at Missouri          |        |       |          |               |       |        |          |        |      |         |            |            |

## CAREER STARTS

| OFFENSE                     | 2018 | 2017 | 2016 | 2015 | TOT | CONS | DEFENSE                       | 2018 | 2017 | 2016 | 2015 | TOT | CONS |
|-----------------------------|------|------|------|------|-----|------|-------------------------------|------|------|------|------|-----|------|
| Hjalte Froholdt, OL, Sr.    | 7    | 12   | 13   | -    | 32  | 32   | Dre Greenlaw, LB, Sr.         | 5    | 12   | 7    | 11   | 35  | 4    |
| Johnny Gibson, OL, Sr.      | 7    | 12   | 5    | -    | 24  | 22   | Santos Ramirez, DB, Sr.       | 7    | 12   | 7    | 3    | 29  | 19   |
| Brian Wallace, OL, Sr.      | 7    | 7    | 10   | -    | 24  | 14   | McTelvin Agim, DL, Jr.        | 7    | 11   | 5    | -    | 23  | 11   |
| Austin Cantrell, TE, Jr.    | 6    | 10   | 5    | -    | 20  | -    | Ryan Pulley, DB, Jr.          | 7    | 1    | 12   | 1    | 21  | 7    |
| Colton Jackson, OL, Jr.     | 4    | 10   | 3    | -    | 17  | 4    | Kevin Richardson, DB, Sr.     | 2    | 9    | 1    | 5    | 17  | 2    |
| Jared Cornelius, WR, Sr.    | 3    | 2    | 4    | 6    | 15  | 1    | De'Jon Harris, LB, Jr.        | 7    | 12   | -    | -    | 19  | 19   |
| Devwah Whaley, RB, Jr.      | 4    | 10   | -    | -    | 14  | -    | T.J. Smith, DL, Sr.           | 7    | 12   | -    | -    | 19  | 19   |
| Jonathan Nance, WR, Sr.     | 4    | 6    | -    | -    | 10  | -    | Kamren Curl, DB, So.          | 7    | 11   | -    | -    | 18  | 8    |
| Ty Clary, OL, So.           | 6    | 4    | -    | -    | 10  | 6    | Randy Ramsey, LB, Sr.         | 5    | 8    | 3    | -    | 16  | 5    |
| Kendrick Jackson, FB, Sr.   | -    | 5    | 2    | 1    | 8   | -    | Armon Watts, DL, Sr.          | 6    | -    | -    | -    | 6   | 6    |
| Deon Stewart, WR, Jr.       | 3    | 5    | -    | -    | 8   | 3    | Jarques McClellion, DB, R-Fr. | 4    | -    | -    | -    | 4   | 4    |
| Hayden Johnson, FB/TE, Jr.  | -    | -    | 7    | -    | 7   | -    | D'Vone McClure, NB, So.       | 3    | -    | -    | -    | 3   | -    |
| Jeremy Patton, TE, Sr.      | 1    | 6    | -    | -    | 7   | -    | Chevin Calloway, CB, So.      | 2    | -    | -    | -    | 2   | -    |
| La'Michael Pettway, WR, Jr. | 4    | 3    | -    | -    | 7   | -    | Gabe Richardson, DL, Jr.      | 2    | -    | -    | -    | 2   | -    |
| Jordan Jones, WR, So.       | -    | 6    | -    | -    | 6   | -    | Bumper Pool, LB, Fr.          | 2    | -    | -    | -    | 2   | -    |
| Cole Kelley, QB, So.        | 2    | 4    | -    | -    | 6   | -    | Michael Taylor, DL, Sr.       | 1    | -    | -    | -    | 1   | -    |
| Ty Storey, QB, Jr.          | 5    | -    | -    | -    | 5   | 4    | Britto Tutt, DB, Jr.          | 1    | -    | -    | -    | 1   | -    |
| Cheyenne O'Grady, TE, Jr.   | 3    | 1    | -    | -    | 4   | 3    | Derrick Munson, DB, So.       | 1    | -    | -    | -    | 1   | -    |

## EXPERIENCE ANALYSIS

The chart below shows Arkansas' offensive and defensive starting lineups over the last five years with numbers representing total starts by classes and percentages of total starts for the entire season.

| Season | G        | SR          | JR          | SO         | FR         | UpperCI%    |
|--------|----------|-------------|-------------|------------|------------|-------------|
| 2018   | 7 (1-6)  | 62 (39.4%)  | 53 (34.9%)  | 26 (17.4%) | 13 (8.3%)  | 115 (74.2%) |
| 2017   | 12 (4-8) | 66 (25.0%)  | 108 (40.1%) | 65 (24.6%) | 25 (9.5%)  | 174 (65.9%) |
| 2016   | 13 (7-6) | 114 (39.9%) | 82 (28.7%)  | 70 (24.5%) | 20 (6.9%)  | 196 (68.5%) |
| 2015   | 13 (8-5) | 67 (23.4%)  | 143 (50.0%) | 58 (20.3%) | 18 (6.3%)  | 210 (73.4%) |
| 2014   | 13 (7-6) | 92 (32.2%)  | 72 (25.2%)  | 89 (31.1%) | 33 (11.5%) | 164 (57.3%) |

# GAME 8 TULSA

## GAME-BY-GAME BREAKDOWN

|              | FINAL | SCORE BY QUARTER |    |    |    |    | FIRST DOWNS |    |    |     |     | RUSHING |    |         | PASSING |    |     | OFFENSE |        | PUNTING | FUMBLES | PENALTY | THIRD | TOTAL |
|--------------|-------|------------------|----|----|----|----|-------------|----|----|-----|-----|---------|----|---------|---------|----|-----|---------|--------|---------|---------|---------|-------|-------|
| GAME         | SCORE | 1                | 2  | 3  | 4  | OT | RU          | PA | PN | TOT | ATT | YDS     | TD | C-A-I   | YDS     | TD | ATT | YDS     | NO-AVG | NO-LOST | NO-YDS  | DOWNS   | TOP   |       |
| E. Illinois  | 20    | 0                | 6  | 7  | 7  | -  | 8           | 11 | 2  | 21  | 41  | 127     | 0  | 27-40-0 | 230     | 3  | 81  | 357     | 4-40.8 | 6-5     | 6-30    | 6/18    | 30:50 |       |
| Arkansas     | 55    | 10               | 28 | 10 | 7  | -  | 5           | 13 | 0  | 18  | 37  | 80      | 2  | 21-29-0 | 353     | 4  | 66  | 433     | 5-29.4 | 0-0     | 4-40    | 7/15    | 27:31 |       |
| Arkansas     | 27    | 7                | 6  | 14 | 0  | -  | 16          | 5  | 3  | 24  | 53  | 299     | 1  | 11-22-2 | 144     | 2  | 75  | 443     | 5-38.2 | 0-0     | 6-60    | 5/15    | 32:27 |       |
| Colorado St. | 34    | 3                | 6  | 8  | 17 | -  | 5           | 14 | 2  | 21  | 23  | 40      | 1  | 32-50-1 | 389     | 2  | 73  | 429     | 5-56.8 | 3-1     | 6-54    | 6/15    | 27:33 |       |
| North Texas  | 44    | 17               | 17 | 3  | 7  | -  | 3           | 11 | 4  | 18  | 29  | 95      | 2  | 24-46-0 | 281     | 1  | 75  | 376     | 9-42.4 | 2-1     | 9-102   | 3/16    | 30:04 |       |
| Arkansas     | 17    | 0                | 10 | 0  | 7  | -  | 4           | 12 | 4  | 20  | 32  | 126     | 2  | 20-45-6 | 210     | 0  | 77  | 336     | 9-34.2 | 0-0     | 10-70   | 4/16    | 29:56 |       |
| Arkansas     | 3     | 0                | 0  | 3  | 0  | -  | 6           | 5  | 2  | 13  | 38  | 149     | 0  | 13-32-1 | 141     | 0  | 70  | 290     | 9-33.8 | 2-1     | 8-57    | 3/17    | 32:29 |       |
| Auburn       | 34    | 10               | 7  | 7  | 10 | -  | 6           | 6  | 1  | 13  | 36  | 91      | 3  | 15-22-0 | 134     | 0  | 58  | 225     | 5-47.2 | 0-0     | 7-40    | 4/13    | 27:31 |       |
| Arkansas     | 17    | 0                | 7  | 3  | 7  | -  | 3           | 8  | 0  | 11  | 26  | 55      | 1  | 14-27-1 | 193     | 1  | 53  | 248     | 8-43.2 | 1-0     | 6-71    | 3/12    | 23:04 |       |
| Texas A&M    | 24    | 14               | 3  | 0  | 7  | -  | 11          | 10 | 3  | 24  | 46  | 176     | 2  | 17-26-2 | 201     | 0  | 72  | 377     | 4-48.8 | 0-0     | 7-44    | 2/10    | 36:56 |       |
| Alabama      | 65    | 21               | 20 | 7  | 17 | -  | 11          | 13 | 0  | 24  | 41  | 246     | 4  | 14-18-0 | 393     | 4  | 59  | 639     | 0-0.0  | 1-0     | 5-31    | 3/6     | 27:04 |       |
| Arkansas     | 31    | 7                | 7  | 3  | 14 | -  | 7           | 12 | 3  | 22  | 31  | 172     | 1  | 26-40-1 | 233     | 3  | 71  | 405     | 3-37.7 | 3-2     | 2-20    | 6/12    | 32:56 |       |
| Ole Miss     | 37    | 3                | 14 | 7  | 13 | -  | 15          | 15 | 2  | 32  | 38  | 224     | 3  | 26-35-1 | 387     | 2  | 73  | 611     | 1-35.0 | 1-0     | 4-50    | 6-10    | 24:42 |       |
| Arkansas     | 33    | 17               | 10 | 6  | 0  | -  | 17          | 7  | 3  | 27  | 48  | 300     | 1  | 15-22-1 | 177     | 2  | 70  | 476     | 2-47.5 | 1-0     | 5-65    | 2-9     | 35:18 |       |
| Tulsa        |       |                  |    |    |    |    |             |    |    |     |     |         |    |         |         |    |     |         |        |         |         |         |       |       |
| Arkansas     |       |                  |    |    |    |    |             |    |    |     |     |         |    |         |         |    |     |         |        |         |         |         |       |       |
| Vanderbilt   |       |                  |    |    |    |    |             |    |    |     |     |         |    |         |         |    |     |         |        |         |         |         |       |       |
| Arkansas     |       |                  |    |    |    |    |             |    |    |     |     |         |    |         |         |    |     |         |        |         |         |         |       |       |
| LSU          |       |                  |    |    |    |    |             |    |    |     |     |         |    |         |         |    |     |         |        |         |         |         |       |       |
| Arkansas     |       |                  |    |    |    |    |             |    |    |     |     |         |    |         |         |    |     |         |        |         |         |         |       |       |
| Arkansas     |       |                  |    |    |    |    |             |    |    |     |     |         |    |         |         |    |     |         |        |         |         |         |       |       |
| Miss. State  |       |                  |    |    |    |    |             |    |    |     |     |         |    |         |         |    |     |         |        |         |         |         |       |       |
| Arkansas     |       |                  |    |    |    |    |             |    |    |     |     |         |    |         |         |    |     |         |        |         |         |         |       |       |
| Missouri     |       |                  |    |    |    |    |             |    |    |     |     |         |    |         |         |    |     |         |        |         |         |         |       |       |



# GAME 8 TULSA

## ARKANSAS INDIVIDUAL SEASON-HIGHS

|                     |           |   |
|---------------------|-----------|---|
| Rush Attempts       | 26        | Devwah Whaley, 9/8 at Colorado State    |
| Yards Rushing       | 165       | Devwah Whaley, 9/8 at Colorado State    |
| TD Rushes           | 1 (8x)    | Rakeem Boyd, 10/13 vs. Ole Miss         |
| Long Rush           | 69        | Rakeem Boyd, 10/13 vs. Ole miss         |
| Pass Attempts       | 39        | Ty Storey, 10/6 vs. Alabama             |
| Pass Completions    | 25        | Ty Storey, 10/6 vs. Alabama             |
| Yards Passing       | 261       | Ty Storey, 9/1 vs. E. Illinois          |
| TD Passes           | 3         | Ty Storey, 9/1 vs. E. Illinois          |
| Long Pass           | 64        | Cole Kelley, 9/8 at Colorado State      |
| Receptions          | 7         | Cheyenne O'Grady, 10/6 vs. Alabama      |
| Yards Receiving     | 132       | Jordan Jones, 9/1 vs. E. Illinois       |
| TD Receptions       | 2 (2x)    | last Cheyenne O'Grady, 10/6 vs. Alabama |
| Long Reception      | 64        | TJ Hammonds, 9/8 at Colorado State      |
| Field Goals         | 4         | last Connor Limpert, 10/13 vs. Ole Miss |
| Long Field Goal     | 54        | Connor Limpert, 9/15 vs. North Texas    |
| Punts               | 8         | Reid Bauer, 9/22 at Auburn              |
| Punting Avg.        | 47.5      | Reid Bauer, 10/13 vs. Ole Miss          |
| Long Punt           | 64        | Reid Bauer, 10/13 vs. Ole Miss          |
| Punts Inside 20     | 2 (3x)    | last Reid Bauer, 10/13 vs. Ole Miss     |
| Long Punt Return    | 45        | Deon Stewart, 9/8 at Colorado State     |
| Long Kickoff Return | 78        | De'Vion Warren, 10/6 vs. Alabama        |
| Tackles             | 16        | De'Jon Harris, 9/15 vs. North Texas     |
| Sacks               | 1.0 (14x) | Harris, Ramsey, 10/13 vs. Ole Miss      |
| Tackles For Loss    | 3.0       | Dre Greenlaw, 9/22 at Auburn            |
| Interceptions       | 2         | Dre Greenlaw, 9/29 vs. Texas A&M        |

## ARKANSAS TEAM GAME-HIGHS

|                      |        |                         |
|----------------------|--------|-------------------------|
| Rushes               | 53     | 9/8 at Colorado State   |
| Yards Rushing        | 300    | 10/13 vs. Ole Miss      |
| Yards Per Rush       | 6.2    | 10/13 vs. Ole Miss      |
| TD Rushes            | 2      | 9/1 vs. E. Illinois     |
| Pass Attempts        | 45     | 9/15 vs. North Texas    |
| Pass Completions     | 26     | 10/6 vs. Alabama        |
| Yards Passing        | 353    | 9/1 vs. E. Illinois     |
| Yards Per Pass Comp. | 16.8   | 9/1 vs. E. Illinois     |
| TD Passes            | 4      | 9/1 vs. E. Illinois     |
| Total Plays          | 77     | 9/15 vs. North Texas    |
| Total Offense        | 476    | 10/13 vs. Ole Miss      |
| Yards Per Play       | 6.8    | 10/13 vs. Ole Miss      |
| Points               | 55     | 9/1 vs. E. Illinois     |
| Sacks By             | 4      | 9/22 at Auburn          |
| First Downs          | 27     | 10/13 vs. Ole Miss      |
| Penalties            | 10     | 9/15 vs. North Texas    |
| Penalty Yards        | 70     | 9/15 vs. North Texas    |
| Turnovers            | 6      | 9/15 vs. North Texas    |
| Interceptions By     | 2      | 9/29 vs. Texas A&M      |
| Punts                | 9      | 9/15 vs. North Texas    |
| Punting Avg          | 47.5   | 10/13 vs. Ole Miss      |
| Long Punt            | 64     | 10/13 vs. Ole Miss      |
| Punts inside 20      | 2 (2x) | last 10/13 vs. Ole Miss |

## ARKANSAS' LONGEST PLAYS

|                     |    |                                      |
|---------------------|----|--------------------------------------|
| Rush                | 69 | Rakeem Boyd, 10/13 vs. Ole Miss      |
| Pass                | 64 | C. Kelley to TJ Hammonds, 9/8 at CSU |
| Field Goal          | 54 | Connor Limpert, 9/15 vs. North Texas |
| Punt                | 64 | Reid Bauer, 10/13 vs. Ole Miss       |
| Punt Return         | 45 | Deon Stewart, 9/8 at Colorado State  |
| Kickoff Return      | 78 | De'Vion Warren, 10/6 vs. Alabama     |
| Interception Return | 5  | Dre Greenlaw, 9/29 vs. Texas A&M     |
| Fumble Return       | 60 | Bumper Pool, 9/1 vs. E. Illinois     |

## OPPONENT INDIVIDUAL SEASON-HIGHS

|                     |         |   |
|---------------------|---------|---|
| Rush Attempts       | 29      | T. Williams, 9/29 vs. Texas A&M         |
| Yards Rushing       | 152     | T. Williams, 9/29 vs. Texas A&M         |
| TD Rushes           | 2 (2x)  | last Damien Harris, 10/6 vs. Alabama    |
| Long Rush           | 29      | Jamal Scott, 9/1 vs. E. Illinois        |
| Pass Attempts       | 47      | KJ Carta-Samuels, 9/8 at Colorado State |
| Pass completions    | 32      | KJ Carta-Samuels, 9/8 at Colorado State |
| Yards Passing       | 389     | KJ Carta-Samuels, 9/8 at Colorado State |
| TD Passes           | 4       | Tua Tagovailoa, 10/6 vs. Alabama        |
| Long Pass           | 76      | Tua Tagovailoa, 10/6 vs. Alabama        |
| Receptions          | 12      | Preston Williams, 9/8 at Colorado State |
| Yards Receiving     | 154     | Preston Williams, 9/8 at Colorado State |
| TD Receptions       | 3       | A. Hollins, 9/1 vs. E. Illinois         |
| Long Reception      | 76      | Irv Smith Jr., 10/6 vs. Alabama         |
| Field Goals         | 4       | Wyatt Bryan, 9/8 at Colorado State      |
| Long Field Goal     | 55      | Wyatt Bryan, 9/8 at Colorado State      |
| Punts               | 9       | A. Kenworthy, 9/15 vs. North Texas      |
| Punting Avg.        | 56.8    | R. Stonehouse, 9/8 at Colorado State    |
| Long Punt           | 70      | Ryan Stonehouse, 9/8 at Colorado State  |
| Punts Inside 20     | 5       | A. Kenworthy, 9/15 vs. North Texas      |
| Long Punt Return    | 90      | Keegan Brewer, 9/15 vs. North Texas     |
| Long Kickoff Return | 100     | Jashaun Corbin, 9/29 vs. Texas A&M      |
| Tackles             | 12 (2x) | last EJ Ejiya, 9/15 vs. North Texas     |
| Sacks               | 2.0     | L. Hamilton, 9/15 vs. North Texas       |
| Tackles for Loss    | 3.0     | EJ Ejiya, 9/15 vs. North Texas          |
| Interceptions       | 2 (2x)  | Brooks, Muhammad, 9/15 vs. North Texas  |

## OPPONENT TEAM GAME-HIGHS

|                      |        |                         |
|----------------------|--------|-------------------------|
| Rushes               | 46     | 9/29 vs. Texas A&M      |
| Yards Rushing        | 252    | 10/6 vs. Alabama        |
| Yards per Rush       | 6.0    | 10/6 vs. Alabama        |
| TD Rushes            | 4      | 10/6 vs. Alabama        |
| Pass Attempts        | 50     | 9/8 at Colorado State   |
| Pass Completions     | 32     | 9/8 at Colorado State   |
| Yards Passing        | 393    | 10/6 vs. Alabama        |
| Yards per Pass Comp. | 28.1   | 10/6 vs. Alabama        |
| TD Passes            | 4      | 10/6 vs. Alabama        |
| Total Plays          | 81     | 9/1 vs. E. Illinois     |
| Total Offense        | 639    | 10/6 vs. Alabama        |
| Yards per Play       | 10.8   | 10/6 vs. Alabama        |
| Points               | 65     | 10/6 vs. Alabama        |
| Sacks By             | 5 (2x) | last 9/29 vs. Texas A&M |
| First Downs          | 32     | 10/13 vs. Ole Miss      |
| Penalties            | 9      | 9/15 vs. North Texas    |
| Penalty Yards        | 102    | 9/15 vs. North Texas    |
| Turnovers            | 5      | 9/1 vs. E. Illinois     |
| Interceptions By     | 6      | 9/15 vs. North Texas    |
| Punts                | 9      | 9/15 vs. North Texas    |
| Punting Avg.         | 56.8   | 9/8 at Colorado State   |
| Long Punt            | 70     | 9/8 at Colorado State   |
| Punts Inside 20      | 5      | 9/15 vs. North Texas    |

## OPPONENT'S LONGEST PLAYS

|                     |     |   |
|---------------------|-----|---|
| Rush                | 29  | Jamal Scott, 9/1 vs. E. Illinois          |
| Pass                | 76  | Tagovailoa to Smith Jr., 10/6 vs. Alabama |
| Field Goal          | 55  | Wyatt Bryan, 9/8 at Colorado State        |
| Punt                | 70  | R. Stonehouse, 9/8 at Colorado State      |
| Punt Return         | 90  | Keegan Brewer, 9/15 vs. North Texas       |
| Kickoff Return      | 100 | Jashaun Corbin, 9/29 vs. Texas A&M        |
| Interception Return | 44  | Shyheim Carter, 10/6 vs. Alabama          |
| Fumble Return       |     |   |

## THE LAST TIME ARKANSAS . . .

### RUSHING

|   |  |
|---|--|
| Had 500+ yards rushing                            | vs. South Carolina, 2007 (542)                                     |
| Had 400+ yards rushing                            | at Texas Tech, 2014 (438)  |
| Had 400+ yards rushing in consecutive games       | at Texas Tech, 2014 (438)  |
|   | vs. Nicholls, 2014 (495)   |
| Had 300+ yards rushing                            | vs. Ole Miss, 2018 (300)   |
| Had 300+ yards rushing in consecutive games       | at Texas Tech, 2014 (438)  |
|   | vs. Nicholls, 2014 (495)   |
| Had 300+ yards rushing in three consecutive games | at Alabama, 2007 (301)   |
|   | vs. Kentucky, 2007 (338)   |
|   | vs. North Texas, 2007 (446)  |
| Had 300+ yards rushing in four consecutive games  | vs. Troy, 2007 (350)   |
|   | at Alabama, 2007 (301)   |
|   | vs. Kentucky, 2007 (338)   |
|   | vs. North Texas, 2007 (446)  |
| Had 250+ yards rushing                            | vs. Ole Miss, 2018 (299)   |
| Had 200+ yards rushing                            | vs. Ole Miss, 2018 (299)   |
| Had 200+ yards in consecutive games               | vs. Coastal Carolina, 2017 (259) and at Ole Miss, 2017 (265)       |
| Had 70+ rushing attempts                          | at Kentucky, 2003 (71)   |
| Had 60+ rushing attempts                          | at Texas Tech, 2014 (68)   |
| Had 50+ rushing attempts                          | at Colorado State, 2018 (53)                                       |
| Had 7+ rushing TDs                                | at Texas Tech, 2014 (7)  |
| Had 6+ rushing TDs                                | vs. UT Martin, 2015 (6)  |
| Had 6+ rushing TDs in consecutive games           | vs. Nicholls, 2014 (6)   |
|   | at Texas Tech, 2014 (7)  |
| Had 5+ rushing TDs                                | at Mississippi State, 2016 (5)                                     |
| Had 5+ rushing TDs in consecutive games           | vs. Nicholls, 2014 (6)   |
|   | at Texas Tech, 2014 (7)  |
| Had 4+ rushing TDs                                | vs. Missouri, 2017 (4)   |
| Had 4+ rushing TDs in consecutive games           | vs. UT Martin, 2015 (6) and vs. Auburn, 2015 (4)                   |
| Had 3+ rushing TDs                                | vs. Missouri, 2017 (4)   |
| Had 3+ rushing TDs in consecutive games           | vs. Texas A&M, 2017 (3) and vs. New Mexico State, 2017 (3)         |
| Had 3+ rushing TDs in three straight games        | at Texas Tech, 2014 (7)  |
|   | vs. NIU, 2014 (3)  |
|   | vs. Texas A&M, 2014 (3)  |
| Had 2+ players with 100 yards rushing             | at Mississippi State, 2016 (Williams III - 205, Whaley - 112)      |
| Had 3+ players with 100 yards rushing             | vs. North Texas, 2007 (McFadden - 138, Jones - 132, Barnett - 105) |

### PASSING

|                                    |                                  |
|------------------------------------|----------------------------------|
| Had 500+ yards passing             | vs. Texas A&M, 2011 (510)        |
| Had 400+ yards passing             | vs. Alabama, 2016 (400)          |
| Had 300+ yards passing             | vs. Eastern Illinois, 2018 (353) |
| Had 200+ yards passing             | vs. Alabama, 2018 (233)          |
| Had 50+ pass attempts              | vs. Toledo, 2015 (53)            |
| Had 40+ pass attempts              | vs. Alabama, 2018 (40)           |
| Had 30+ pass attempts              | vs. Alabama, 2018 (40)           |
| Had 30+ pass completions           | vs. Mississippi State, 2015 (30) |
| Had 25+ pass completions           | vs. Alabama, 2018 (26)           |
| Had 20+ pass completions           | vs. Alabama, 2018 (26)           |
| Had fewer than 10 pass completions | vs. TCU, 2017 (9)                |
| Had 7+ passing TDs                 | vs. Mississippi State, 2015 (7)  |
| Had 6+ passing TDs                 | vs. Mississippi State, 2015 (7)  |
| Had 5+ passing TDs                 | vs. Mississippi State, 2015 (7)  |
| Had 4+ passing TDs                 | vs. Eastern Illinois, 2018 (4)   |
| Had 3+ passing TDs                 | vs. Alabama, 2018 (3)            |
| Had 4+ passes intercepted          | vs. North Texas, 2018 (6)        |
| Had 3+ passes intercepted          | vs. North Texas, 2018 (6)        |

### RECEIVING

|  |  |
|--|--|
| Had two players with 100 yards receiving       | at Ole Miss, 2015 (Morgan - 122, Reed - 105) |
| Had 10+ different receivers catch a pass       | vs. Alabama, 2018 (10)                       |
| Had 9+ different receivers catch a pass        | vs. Alabama, 2018 (10)                       |
| Had 8+ different receivers catch a pass        | vs. Alabama, 2018 (10)                       |
| Had multiple players catch 7+ passes in a game | vs. Mississippi State, 2015 (2)              |
|  | (Morgan - 7 & Henry - 7)                     |

### COMBINATION OFFENSE

|  |  |
|--|--|
| Had one 300-yard passer and one 100-yard rusher in a game              | at Missouri, 2016                                    |
|  | (Allen - 346 pass & Williams III - 117 rush)         |
| Had one 300-yard passer and one 200-yard rusher in a game              | at Mississippi State, 2016                           |
|  | (Allen - 303 pass & Williams III - 205 rush)         |
| Had one 100-yard receiver and one 100-yard rusher in a game            | at Missouri, 2016                                    |
|  | (Hatcher - 106 receiving & Williams III - 117 rush)  |
| Had one 100-yard receiver and one 100-yard rusher in consecutive games | at Missouri, 2016                                    |
|  | (Hatcher - 106 receiving & Williams III - 117 rush)  |
| Had one 200-yard rusher and one 100-yard receiver in a game            | vs. South Carolina, 2006                             |
|  | (McFadden - 219 rushing & Monk - 192 receiving)      |
| Had one 150-yard rusher and one 150-yard receiver in a game            | vs. Texas A&M, 2015                                  |
|  | (Collins - 151 rushing & Morgan - 155 receiving)     |
| Had four different receivers catch a touchdown pass                    | at Mississippi State, 2015                           |
|  | (Sprinkle - 3, Henry - 2, Morgan - 1, Cornelius - 1) |
| Had two 100-yard rushers   | at Mississippi State, 2015                           |
|  | (Williams III - 205 & Whaley - 112)                  |
| Had two 100-yard rushers in consecutive games                          | at Texas Tech, 2014 (Collins - 145 & Williams - 212) |
|  | vs. Nicholls, 2014 (Collins - 143 & Williams - 131)  |

|   |   |
|---|---|
| Had a 200-yard rusher and a 100-yard rusher in a game | at Mississippi State, 2015                    |
|   | (Williams III - 205 & Whaley - 112)           |
| Had two 150-yard rushers in a game                    | vs. South Carolina, 2007                      |
|   | (McFadden - 321 & Jones - 166)                |
| Had three 100-yard rushers in a game                  | vs. North Texas, 2007                         |
|   | (McFadden - 138, Jones - 132 & Barnett - 105) |
| Had two 100-yard receivers in a game                  | at Ole Miss, 2015                             |
|   | (Morgan - 122 & Reed - 105)                   |

### TOTAL OFFENSE

|   |                                  |
|---|----------------------------------|
| Had 700+ yards total offense                      | vs. North Texas, 2007 (713)      |
| Had 600+ yards total offense                      | at Mississippi State, 2016 (663) |
| Had 550+ yards total offense                      | at Mississippi State, 2016 (663) |
| Had 500+ yards total offense                      | vs. Coastal Carolina, 2017 (523) |
| Had 400+ yards total offense                      | vs. Ole Miss, 2018 (476)         |
| Had 500+ yards total offense in consecutive games | at Mississippi State, 2016 (661) |
|   | at Missouri, 2016 (503)          |
| Had 85+ plays total offense                       | at Missouri, 2016 (85)           |
| Had 80+ plays total offense                       | at Ole Miss, 2017 (83)           |
| Had 75+ plays total offense                       | vs. North Texas, 2018 (75)       |

### SCORING

|   |   |
|---|---|
| Scored 70+ points   | vs. Nicholls, 2014 (73)                                       |
| Scored 60+ points   | vs. UT Martin, 2015 (63)                                      |
| Scored 50+ points   | vs. Eastern Illinois, 2018 (55)                               |
| Scored 40+ points   | vs. Eastern Illinois, 2018 (55)                               |
| Scored 30+ points   | vs. Ole Miss, 2018 (33)                                       |
| Scored 40+ points in three consecutive games                      | vs. Auburn, 2015 (54)   |
|   | vs. UT Martin, 2015 (63)                                      |
|   | at Ole Miss, 2015 (53)  |
| Scored 30+ points in five consecutive games                       | vs. Auburn, 2015 (54)   |
|   | vs. UT Martin, 2015 (63)                                      |
|   | at Ole Miss, 2015 (53)  |
|   | at LSU, 2015 (31)   |
|   | vs. Mississippi State, 2015 (50)                              |
| Scored 40+ points in a half                                       | vs. Nicholls, 2014 (56)                                       |
| Scored 30+ points in a half                                       | at Eastern Illinois, 2018 (38)                                |
| Scored 35+ points in a quarter                                    | vs. Nicholls, 2014 (35)                                       |
| Scored 28+ points in a quarter                                    | vs. Eastern Illinois, 2018 (2nd-28)                           |
| Scored 50+ points in consecutive games                            | at Ole Miss, 2015 (53)  |
|   | vs. UT Martin, 2015 (63)                                      |
| Scored 50+ points in three consecutive games                      | vs. Auburn, 2015 (54)   |
|   | at Ole Miss, 2015 (53)  |
|   | vs. UT Martin, 2015 (63)                                      |
| Scored 50+ points in consecutive SEC games                        | vs. Auburn, 2015 (54)   |
|   | at Ole Miss, 2015 (53)  |
| Both teams combined for 100+ points                               | at Mississippi State, 2016 (W, 58-42)                         |
| Allowed 60+ points  | vs. Alabama, 2018 (65)  |
| Allowed 50+ points  | vs. Alabama, 2018 (65)  |
| Allowed 40+ points  | vs. Alabama, 2018 (65)  |
| Allowed 30+ points  | vs. Ole Miss, 2018 (37)                                       |
| Was held scoreless  | at Alabama, 2013 (52-0)                                       |
| Was held scoreless at Donald W. Reynolds Razorback Stadium        | vs. Alabama, 2012 (52-0)                                      |
| Was held scoreless on the road                                    | at Alabama, 2013 (52-0)                                       |
| Was held scoreless at a neutral site                              | vs. Ole Miss, 1959 (28-0)                                     |
| Won a game without a rushing TD                                   | vs. Kansas State, 2011  |
| Won a game without a passing TD                                   | vs. Missouri, 2015  |
| Won a game in the last 25 seconds of regulation with a TD         | at Georgia, 2010  |
| Won a game in the last 25 seconds of regulation with a field goal | at Ole Miss, 2017   |
| Held opponent scoreless   | vs. Ole Miss, 2014 (30-0)                                     |
| Held opponent scoreless at Donald W. Reynolds Razorback Stadium   | vs. Ole Miss, 2014 (30-0)                                     |
| Held opponent scoreless on the road                               | at South Carolina, 2002 (23-0)                                |
| Held opponent without a touchdown                                 | vs. Texas State, 2016 (42-3)                                  |
| Held opponent without an offensive touchdown                      | vs. Florida, 2016 (31-10)                                     |
| Held two opponents scoreless in one season                        | vs. LSU, 2014 (17-0)  |
|   | vs. Ole Miss, 2014 (30-0)                                     |
| Held three opponents scoreless in one season                      | vs. Tulsa, 1982 (38-0)  |
|   | vs. TCU, 1982 (35-0)  |
|   | vs. Texas A&M, 1982 (35-0)                                    |
| Held an opponent scoreless in consecutive games                   | vs. LSU, 2014 (17-0)  |
|   | vs. Ole Miss, 2014 (30-0)                                     |
| Held an SEC opponent scoreless                                    | vs. Ole Miss, 2014 (30-0)                                     |
| Held an SEC opponent scoreless in consecutive games               | vs. LSU, 2014 (17-0)  |
|   | vs. Ole Miss, 2014 (30-0)                                     |
| Held two SEC opponents scoreless in one season                    | vs. LSU, 2014 (17-0)  |
|   | vs. Ole Miss, 2014 (30-0)                                     |
| Scored on the first offensive play of the game                    | vs. Nicholls, 2014 (Hatcher - 82-yard rush)                   |
| Scored on the first offensive series of the game                  | vs. Ole Miss, 2018 (Limpert - 43-yd FG)                       |
| Scored a two-point conversion passing                             | vs. Coastal Carolina, 2017 (Cole Kelley to Jeremy Patton)     |
| Scored a two-point conversion rushing                             | at Mississippi State, 2016 (Keon Hatcher rush)                |
| Had three players with 2 TDs in a game                            | vs. Eastern Michigan, 2009 (Green - 2, Davis - 2 & Adams - 2) |

## THE LAST TIME ARKANSAS . . .

### DEFENSE

Held opponent to 10 or fewer first downs: . . . . . vs. Florida A&M, 2017 (9)  
 Held opponent to 0 or fewer yards rushing: . . . . . vs. Wisconsin, 2007 (-5)  
 Held opponent to 25 or fewer yards rushing: . . . . . vs. New Mexico State, 2017 (11)  
 Held opponent to 50 or fewer yards rushing: . . . . . at Colorado State, 2018 (40)  
 Held opponent to 50 or fewer yards passing: . . . . . vs. Vanderbilt, 2010 (36)  
 Held opponent to 100 or fewer yards rushing: . . . . . vs. North Texas, 2018 (95)  
 Held opponent to 100 or fewer yards passing: . . . . . vs. Florida A&M, 2017 (95)  
 Held opponent to 200 or fewer yards total offense: . . . . . vs. Florida A&M, 2017 (175)  
 Held opponent to 250 or fewer yards total offense: . . . . . at Auburn, 2018 (225)  
 Held opponent to 300 or fewer yards total offense: . . . . . at Auburn, 2018 (225)  
 Intercepted 5+ passes: . . . . . vs. Florida International, 2007 (5)  
 Intercepted 4+ passes: . . . . . vs. Mississippi State, 2007 (4)  
 Intercepted 3+ passes: . . . . . vs. Ole Miss, 2014 (3)  
 Scored a safety: . . . . . vs. Toledo, 2015  
 Recorded 8+ sacks: . . . . . at Auburn, 2016 (8)  
 Recorded 6+ sacks: . . . . . vs. Nicholls, 2014 (6)  
 Recorded 5+ sacks: . . . . . at LSU, 2015 (5)  
 Recorded 4+ sacks: . . . . . at Auburn, 2018 (4)  
 Had 3 players with 10+ tackles: . . . . . vs. Alabama, 2018  
 . . . . . De'Jon Harris (11), Dre Greenlaw (13), Santos Ramirez (12)

### SPECIAL TEAMS

Returned a punt for a TD: . . . . . vs. Kansas State, 2011 (Adams - 51 yards)  
 Returned two punts for TDs: . . . . . vs. Missouri State, 2011 (Adams - 61 yards, 69 yards)  
 Returned a blocked punt for a TD: . . . . . vs. Eastern Michigan, 2009 (Armbrust - 1 yard)  
 Returned a kickoff for a TD: . . . . . vs. Auburn, 2017 (Warren - 100)  
 Returned a game-opening kickoff for a TD: . . . . . vs. Northern Illinois, 2014 (Marshall - 97)  
 Returned a season-opening kickoff for a TD: . . . . . vs. Missouri State, 2009 (D. Johnson - 91 yards)  
 Returned a blocked FG for a TD: . . . . . at Mississippi State, 2004 (Brown - 76 yards)  
 Blocked one punt: . . . . . at Alabama, 2015 (Sprinkle)  
 Punted 10+ times: . . . . . at Auburn, 2016 (10)  
 Did not punt: . . . . . vs. Alcorn State, 2016  
 Blocked a field goal . . . . . vs. Alcorn State, 2016 (Dan Skipper)  
 Had a punt blocked: . . . . . at Auburn, 2018 (Jordyn Peters)  
 Scored on a fake punt . . . . . vs. Texas A&M, 2014 (Sam Irwin-Hill - 51 yard rush)  
 Scored on a fake field goal . . . . . vs. UAB, 2014 (Sebastian Tretola 6 yard pass to Alan D'Appollonio)  
 Had a field goal blocked: . . . . . vs. Kansas State, 2015/16 (Marquel Bryant)  
 Blocked a PAT kick: . . . . . vs. Eastern Illinois, 2018 (Bumper Pool)  
 Missed a kicking PAT: . . . . . at Alabama, 2017 (Connor Limpert)  
 Had a kicking PAT blocked: . . . . . vs. Georgia, 2014 (Ray Drew)

### MISCELLANEOUS

Had 35+ first downs . . . . . at Ole Miss, 2015 (35)  
 Had 30+ first downs: . . . . . vs. Kansas State, 2015 (30)  
 Had 20+ first downs: . . . . . vs. Ole Miss, 2018 (27)  
 Had 20+ passing first downs: . . . . . vs. Mississippi State, 2015 (21)  
 Had 20+ rushing first downs: . . . . . at Texas Tech, 2014 (24)  
 Had 15+ penalties: . . . . . vs. Air Force, 1975 (17)  
 Had 10+ penalties: . . . . . vs. North Texas, 2018 (10)  
 Had 100+ yards in penalties: . . . . . vs. Texas A&M, 2011 (112)  
 Had 35 minutes+ of possession time: . . . . . vs. Ole Miss, 2018 (35:18)  
 Was involved in an overtime game: . . . . . vs. Texas A&M, 2017 (L, 50-43)  
 Defeated a ranked opponent . . . . . vs. No. 10 Florida, 2016 (31-10)  
 Defeated a ranked opponent on the road . . . . . at No. 15 TCU, 2016  
 Defeated ranked opponents in consecutive games: . . . . . at No. 18 Ole Miss, 2015 (53-52, OT)  
 . . . . . at No. 9 LSU, 2015 (31-14)  
 Won game on final offensive play: . . . . . at Ole Miss, 2017 (34-yard field goal)  
 Zero sacks allowed in a game: . . . . . vs. Coastal Carolina, 2017  
 Zero sacks allowed in consecutive games: . . . . . vs. Toledo, 2015  
 . . . . . vs. Texas Tech, 2015  
 Zero sacks allowed in three consecutive games: . . . . . vs. UTEP, 2015  
 . . . . . vs. Toledo, 2015  
 . . . . . vs. Texas Tech, 2015  
 Came back from 15+ points down to win: . . . . . at Ole Miss, 2017 (down 24 - won 38-37)  
 Recorded more points than plays: . . . . . vs. UT Martin, 2015 (63 points, 56 plays)

## THE LAST TIME AN ARKANSAS PLAYER...

### RUSHING

|  |   |
|--|---|
| Rushed 40+ times:  | DeCori Birmingham at Kentucky, 2003 (40)  |
| Rushed 35+ times:  | Michael Smith at Kentucky, 2008 (35)  |
| Rushed 30+ times:  | Alex Collins vs. Missouri, 2015 (30)  |
| Rushed 25+ times:  | Devwah Whaley at Colorado State, 2018 (26)  |
| Rushed for 300+ yards:   | Darren McFadden vs. South Carolina, 2007 (321)  |
| Rushed for 250+ yards:   | Darren McFadden vs. South Carolina, 2007 (321)  |
| Rushed for 200+ yards:   | Rawleigh Williams III at Mississippi State, 2016 (205)  |
| Rushed for 175+ yards:   | Rawleigh Williams III at Mississippi State, 2016 (205)  |
| Rushed for 150+ yards:   | Devwah Whaley at Colorado State, 2018 (165)   |
| Rushed for 125+ yards:   | Devwah Whaley at Colorado State, 2018 (165)   |
| Rushed for 100+ yards:   | Rakeem Boyd vs. Ole Miss, 2018 (109)  |
| Rushed for 100+ yards as a true freshman in his first career game: | Chase Hayden vs. Florida A&M, 2012 (120)  |
| Rushed for 100+ yards (quarterback):                               | Matt Jones vs. Ole Miss, 2004 (126)   |
| Rushed for 150+ yards in consecutive games:                        | Alex Collins at Texas Tech, 2015 (170)<br>vs. Texas A&M, 2015 (151)<br>at Tennessee, 2015 (154) |
| Rushed for 100+ yards in consecutive games:                        | Rakeem Boyd vs. Alabama, 2018 (102)<br>vs. Ole Miss, 2018 (109)                                 |
| Rushed for 5+ touchdowns:  | Alex Collins vs. UT Martin, 2015 (5)  |
| Rushed for 4+ touchdowns:  | Rawleigh Williams III at Mississippi State, 2016 (4)  |
| Rushed for 3+ touchdowns:  | Rawleigh Williams III at Mississippi State, 2016 (4)  |
| Rushed for 3+ touchdowns (quarterback):                            | Matt Jones vs. New Mexico State, 2003 (3)   |
| Rushed for 2+ touchdowns:  | David Williams vs. Missouri, 2017 (2)   |
| Had three players rush for touchdowns:                             | Hammonds (1), Whaley (1), Cantrell (1) and Kelley (1) vs. Coastal Carolina, 2017                |
| Had four players rush for touchdowns:                              | Hammonds (1), Whaley (1), Cantrell (1) and Kelley (1) vs. Coastal Carolina, 2017                |
| Had a run of 80+ yards:  | T.J. Hammonds vs. Coastal Carolina, 2017 (88)   |
| Had a run of 70+ yards:  | T.J. Hammonds vs. Coastal Carolina, 2017 (88)   |
| Had a run of 60+ yards:  | Rakeem Boyd vs. Ole Miss, 2018 (69)   |
| Had a run of 50+ yards:  | Rakeem Boyd vs. Ole Miss, 2018 (69)   |
| Had multiple players with a run of 50+ yards:                      | Rawleigh Williams III (72) & Devwah Whaley (50) at Mississippi State, 2016                      |

### PASSING

|   |  |
|---|--|
| Passed for 500+ yards:                          | Tyler Wilson vs. Texas A&M, 2011 (510)                                 |
| Passed for 450+ yards:                          | Tyler Wilson vs. Texas A&M, 2011 (510)                                 |
| Passed for 400+ yards:                          | Austin Allen vs. Alabama, 2016 (400)                                   |
| Passed for 300+ yards:                          | Austin Allen vs. Missouri, 2017 (313)                                  |
| Passed for 250+ yards:                          | Ty Storey vs. Eastern Illinois, 2018 (261)                             |
| Passed for 200+ yards:                          | Ty Storey vs. Alabama, 2018 (230)                                      |
| Attempted 50+ passes:                           | Brandon Allen vs. Toledo, 2015 (53)                                    |
| Attempted 45+ passes:                           | Austin Allen vs. Alabama, 2016 (48)                                    |
| Attempted 35+ passes:                           | Ty Storey vs. Alabama, 2018 (39)                                       |
| Attempted 30+ passes:                           | Ty Storey vs. Alabama, 2018 (39)                                       |
| Completed 20+ passes:                           | Ty Storey vs. Alabama, 2018 (25)                                       |
| Threw 4+ touchdown passes:                      | Brandon Allen vs. Mississippi State, 2015 (7)                          |
| Threw 3+ touchdown passes:                      | Ty Storey vs. Eastern Illinois, 2018 (3)                               |
| Threw 2+ touchdown passes:                      | Ty Storey vs. Alabama, 2018 (2)  |
| Threw 2+ touchdown passes in consecutive games: | Austin Allen vs. Texas A&M, 2017 (2)<br>vs. New Mexico State, 2017 (3) |
| Threw 5+ interceptions:                         | Lamar McHan at SMU, 1951 (5)   |
| Threw 4+ interceptions:                         | Cole Kelley vs. North Texas, 2018 (4)                                  |
| Threw 3+ interceptions:                         | Cole Kelley vs. North Texas, 2018 (4)                                  |
| Completed pass for 90+ yards:                   | Matt Jones at Tennessee, 2002 (92)                                     |
| Completed pass for 80+ yards:                   | Tyler Wilson vs. Rutgers, 2012 (80)                                    |
| Completed pass for 70+ yards:                   | Austin Allen vs. Texas State, 2016 (73)                                |
| Completed pass for 60+ yards:                   | Cole Kelley at Colorado State, 2018 (64)                               |
| Completed pass for 50+ yards:                   | Cole Kelley at Colorado State, 2018 (64)                               |

### RECEIVING

|  |   |
|--|---|
| Caught 10+ passes:                             | Cobi Hamilton vs. LSU, 2012 (10)  |
| Caught 9+ passes:                              | Drew Morgan at Ole Miss, 2015 (9)   |
| Caught 8+ passes:                              | Jonathan Nance at South Carolina, 2017 (8)                                |
| Caught 7+ passes:                              | Cheyenne O'Grady vs. Alabama, 2018 (7)                                    |
| Caught 10+ passes in consecutive games:        | Cobi Hamilton vs. Tulsa, 2012 (11)<br>vs. Ole Miss, 2012 (12)             |
| Had 300+ yards receiving:                      | Cobi Hamilton vs. Rutgers, 2012 (303)                                     |
| Had 200+ yards receiving:                      | Cobi Hamilton vs. Rutgers, 2012 (303)                                     |
| Had 175+ yards receiving:                      | Cobi Hamilton vs. Tulsa, 2012 (177)                                       |
| Had 150+ yards receiving:                      | Drew Morgan vs. Texas A&M, 2015 (155)                                     |
| Had 100+ yards receiving:                      | Jordan Jones vs. Eastern Illinois, 2018 (132)                             |
| Had 100+ yards receiving in consecutive games: | Jordan Jones vs. Missouri, 2017 (122)<br>vs. Eastern Illinois, 2018 (132) |
| Had 100+ yards receiving (tight end):          | Hunter Henry vs. Mississippi State, 2015 (129)                            |
| Caught 3+ TD passes:                           | Jeremy Sprinkle vs. Mississippi State, 2015 (3)                           |
| Caught 2+ TD passes:                           | Cheyenne O'Grady vs. Alabama, 2018 (2)                                    |
| Caught 2+ TD passes (tight end):               | Cheyenne O'Grady vs. Alabama, 2018 (2)                                    |
| 2+ tight ends caught TD passes:                | Hunter Henry (2) & Jeremy Sprinkle (3) vs. Mississippi State, 2015        |

### TOTAL OFFENSE

|   |  |
|---|--|
| Had 450+ yards total offense:           | Tyler Wilson vs. Texas A&M, 2011 (481)                       |
| Had 400+ yards total offense:           | Brandon Allen vs. Mississippi State, 2015 (411)              |
| Had 350 yards+ total offense:           | Austin Allen vs. Alabama, 2016 (390)                         |
| Had 300 yards+ total offense:           | Austin Allen vs. Missouri, 2017 (307)                        |
| Had 100 yards both passing and rushing: | Matt Jones vs. Ole Miss, 2004 (Rushing - 126, Passing - 108) |

### SCORING

|                                       |  |
|---------------------------------------|--|
| Accounted for 5+ touchdowns:          | Rawleigh Williams III at Mississippi State, 2016 (5)               |
| Accounted for 4+ touchdowns:          | Ty Storey vs. Eastern Illinois, 2018 (4)                           |
| Accounted for 3+ touchdowns:          | Ty Storey vs. Eastern Illinois, 2018 (4)                           |
| Scored 4+ touchdowns:                 | Rawleigh Williams III at Mississippi State, 2016 (5)               |
| Scored 3+ touchdowns:                 | Rawleigh Williams III at Mississippi State, 2016 (5)               |
| Scored 2+ touchdowns:                 | Cheyenne O'Grady (2) vs. Alabama, 2018 (2)                         |
| Multiple players score 2+ touchdowns: | Chase Hayden (2) and Jonathan Nance (2) vs. New Mexico State, 2017 |

### DEFENSE

|   |  |
|---|--|
| Intercepted 3+ passes:                        | Michael Grant vs. Louisiana-Monroe, 2006 (3)   |
| Intercepted 2+ passes:                        | Dre Greenlaw vs. Texas A&M, 2018 (2)   |
| Recovered 2+ fumbles:                         | Chevin Calloway vs. Eastern Illinois, 2018 (2)   |
| Forced 2+ fumbles:                            | McTelvin Agim at Colorado State, 2018 (2)  |
| Recorded 5+ sacks:                            | Wayne Martin vs. Ole Miss, 1988 (5.0)  |
| Recorded 3+ sacks:                            | Chris Smith vs. Southern Miss, 2013 (3.0-22)   |
| Recorded 2+ sacks:                            | Deatrich Wise vs. Missouri, 2015 (2.0-6)   |
| Recorded 5+ tackles for loss:                 | Jermaine Brooks vs. Auburn, 2001 (5-16)  |
| Recorded 3+ tackles for loss:                 | Dre Greenlaw at Auburn, 2018 (3.0-3)   |
| Recorded 20+ tackles:                         | Jerry Franklin at Mississippi State, 2010 (20)   |
| Recorded 10+ tackles:                         | De'Jon Harris, Dre Greenlaw, Santos Ramirez vs. Alabama, 2018 (11, 13, 12)   |
| Recorded 10+ tackles in back-to-back games:   | Dre Greenlaw vs. Texas A&M (13)<br>vs. Alabama (13)<br>De'Jon Harris vs. Texas A&M (16)<br>vs. Alabama (11)<br>Santos Ramirez vs. Texas A&M (10)<br>vs. Alabama (12) |
| Recorded 10+ tackles in three straight games: | De'Jon Harris vs. Texas A&M, 2018 (16)<br>vs. Alabama, 2018 (11)<br>vs. Ole Miss, 2018 (13)  |
| Recorded 15+ tackles in back-to-back games:   | Tony Bua vs. Kentucky, 2003 (15)<br>vs. South Carolina, 2003 (19)  |
| Recorded 15+ tackles twice in one season:     | Brooks Ellis vs. Alabama, 2015 (15)<br>vs. Mississippi State, 2015 (15)  |
| Returned an interception for a touchdown:     | Santos Ramirez vs. Florida, 2016   |
| Returned a fumble for a touchdown:            | Briston Guidry (1) vs. Eastern Illinois, 2018  |

### SPECIAL TEAMS

|                                    |   |
|------------------------------------|---|
| Scored 10+ points kicking:         | Connor Limpert vs. Eastern Illinois, 2018 (13)  |
| Made 5+ field goals:               | Kendall Trainor vs. Texas A&M, 1988 (5)         |
| Made 4+ field goals:               | Connor Limpert vs. Ole Miss, 2018 (4)           |
| Made two field goals of 50+ yards: | Steve Little vs. Oklahoma State, 1976 (53 & 57) |
| Made one field goal of 50+ yards:  | Connor Limpert vs. North Texas, 2018 (54)       |
| Kicked a punt of 70+ yards:        | Sam Irwin-Hill vs. South Carolina, 2013 (79)    |
| Kicked a punt of 60+ yards:        | Reid Bauer vs. Ole Miss, 2018 (64)              |
| Punted 10+ times:                  | Toby Baker at Auburn, 2016 (10)                 |
| Totalled 175+ kick return yards:   | DeCori Birmingham vs. Alabama, 2002 (197)       |
| Totalled 150+ kick return yards:   | Dennis Johnson at Texas, 2008 (150)             |
| Totalled 100+ kick return yards:   | De'Vion Warren at Coastal Carolina, 2017 (104)  |
| Totalled 50+ punt return yards:    | D.J. Dean vs. Nicholls, 2014 (94)               |



## THE LAST TIME AN OPPONENT ...

### RUSHING

|                           |                                 |
|---------------------------|---------------------------------|
| Had 500+ yards rushing:   | at Auburn, 2016 (543)           |
| Had 400+ yards rushing:   | at Auburn, 2016 (543)           |
| Had 300+ yards rushing:   | Auburn, 2017 (345)              |
| Had 200+ yards rushing:   | Alabama, 2018 (246)             |
| Had 70+ rushing attempts: | at Mississippi State, 2010 (70) |
| Had 60+ rushing attempts: | Missouri, 2017 (60)             |
| Had 50+ rushing attempts: | Missouri, 2017 (60)             |
| Had 7+ rushing TDs:       | at Auburn, 2016 (7)             |
| Had 6+ rushing TDs:       | at Auburn, 2016 (7)             |
| Had 5+ rushing TDs:       | Auburn, 2017 (5)                |
| Had 4+ rushing TDs:       | Alabama, 2018 (4)               |

### PASSING

|                           |                               |
|---------------------------|-------------------------------|
| Had 500+ yards passing:   | Mississippi State, 2015 (508) |
| Had 400+ yards passing:   | Missouri, 2017 (448)          |
| Had 300+ yards passing:   | Ole Miss, 2018 (387)          |
| Had 200+ yards passing:   | Ole Miss, 2018 (387)          |
| Had 60+ pass attempts:    | Louisiana-Monroe, 2012 (68)   |
| Had 50+ pass attempts:    | at Colorado State, 2018 (50)  |
| Had 40+ pass attempts:    | North Texas, 2018 (46)        |
| Had 30+ pass attempts:    | Ole Miss, 2018 (35)           |
| Had 40+ pass completions: | Louisiana-Monroe, 2012 (42)   |
| Had 30+ pass completions: | at Colorado State, 2018 (32)  |
| Had 25+ pass completions: | Ole Miss, 2018 (26)           |
| Had 20+ pass completions: | Ole Miss, 2018 (26)           |
| Had 5+ passing TDs:       | Missouri, 2017 (5)            |
| Had 4+ passing TDs:       | Alabama, 2018 (4)             |
| Had 3+ passing TDs:       | Alabama, 2018 (4)             |

### RECEIVING

|   |   |
|---|---|
| Had two players with 100-yards receiving in a game: | Alabama, 2018<br>(Jerry Jeudy, 135 - Irv Smith Jr., 123)                            |
| Had 4+ players catch 5+ passes:                     | at TCU, 2016<br>(Kyle Hicks - 8, K. Turpin - 7, Ty Slanina - 7 & Desmond White - 5) |
| Had 3+ players catch 5+ passes:                     | Missouri, 2017<br>(J'Mon Moore - 10, Al Okwuegbunam - 5, Nate Brown - 5)            |
| Had 10+ players catch a pass:                       | UT Martin, 2015 (10)  |
| Had 8+ players catch a pass:                        | vs. Ole Miss, 2018 (8)  |

### TOTAL OFFENSE

|                               |                                    |
|-------------------------------|------------------------------------|
| Had 700+ yards total offense: | at Southern California, 2005 (736) |
| Had 650+ yards total offense: | Missouri, 2017 (696)               |
| Had 600+ yards total offense: | Ole Miss, 2018 (611)               |
| Had 550+ yards total offense: | Ole Miss, 2018 (611)               |
| Had 500+ yards total offense: | Ole Miss, 2018 (611)               |
| Had 400+ yards total offense: | Ole Miss, 2018 (611)               |
| Had 100+ plays total offense: | Missouri, 2017 (102)               |
| Had 90+ plays total offense:  | Missouri, 2017 (102)               |
| Had 80+ plays total offense:  | Eastern Illinois, 2018 (81)        |
| Had 75+ plays total offense:  | vs. North Texas, 2018 (75)         |

### SCORING

|   |                                   |
|---|-----------------------------------|
| Scored 70+ points:                        | at Southern California, 2005 (70) |
| Scored 60+ points:                        | Alabama, 2018 (65)                |
| Scored 50+ points:                        | Alabama, 2018 (65)                |
| Scored 40+ points:                        | Alabama, 2018 (65)                |
| Scored 30+ points:                        | Ole Miss, 2018 (37)               |
| Scored a two-point conversion rushing:    | at LSU, 2007                      |
| Scored a two-point conversion passing:    | at Colorado State, 2018           |
| Failed on a two-point conversion attempt: | vs. Texas A&M, 2017               |

### TURNOVERS

|   |                                    |
|---|------------------------------------|
| Had 5+ fumbles:                           | Eastern Illinois, 2018 (6, lost 5) |
| Had 4+ fumbles lost:                      | Eastern Illinois, 2018 (5)         |
| Had 3+ fumbles lost:                      | Eastern Illinois, 2018 (5)         |
| Committed 5+ turnovers:                   | Eastern Illinois, 2018 (5)         |
| Did not commit a turnover:                | Alabama, 2018                      |
| Intercepted 8+ Arkansas passes:           | at SMU, 1951 (8)                   |
| Intercepted 7+ Arkansas passes:           | at SMU, 1951 (8)                   |
| Intercepted 6+ Arkansas passes:           | North Texas, 2018 (6)              |
| Intercepted 5+ Arkansas passes:           | North Texas, 2018 (6)              |
| Intercepted 4+ Arkansas passes:           | North Texas, 2018 (6)              |
| Intercepted 3+ Arkansas passes:           | North Texas, 2018 (6)              |
| Returned an interception for a touchdown: | Alabama, 2018                      |
| Returned a fumble for a touchdown:        | Coastal Carolina, 2017             |

### DEFENSE

|   |                                      |
|---|--------------------------------------|
| Held Arkansas to 10 or fewer first downs:                   | at Alabama, 2015 (10)                |
| Recorded 9+ sacks:  | Oklahoma, 2001 (9.0-55)              |
| Recorded 8+ sacks:  | Oklahoma, 2001 (9.0-55)              |
| Recorded 7+ sacks:  | Alabama, 2016 (7.0-53)               |
| Recorded 6+ sacks:  | vs. Auburn, 2017 (6.0-34)            |
| Scored a safety:  | at Auburn, 2008                      |
| Held Arkansas to 50 or fewer yards rushing:                 | at Alabama, 2017 (27)                |
| Held Arkansas to 25 or fewer yards rushing:                 | at Auburn, 2016 (25)                 |
| Held Arkansas to 100 or fewer yards passing:                | at Texas Tech, 2014 (61)             |
| Held Arkansas to 50 or fewer yards passing:                 | South Carolina, 2013 (30)            |
| Held Arkansas to 300 or less yards total offense:           | vs. Texas A&M, 2018 (248)            |
| Held Arkansas to 200 or less yards total offense:           | Alabama, 2012 (137)                  |
| Held Arkansas to 100 or fewer yards both rushing & passing: | Alabama, 2012 (Rush - 58, Pass - 79) |

### SPECIAL TEAMS

|  |                        |
|--|------------------------|
| Returned a punt for a TD:              | North Texas, 2018      |
| Returned a kickoff for a TD:           | vs. Texas A&M, 2018    |
| Punted 10+ times:                      | Chattanooga, 2007 (12) |
| Punted 10+ times in consecutive games: | North Texas, 2007 (10) |
| Did not punt:                          | Chattanooga, 2007 (12) |
| Missed a kicking PAT:                  | Alabama, 2018          |
| Missed two kicking PATs:               | Eastern Illinois, 2018 |
| Blocked a field goal:                  | at LSU, 2017           |
| Blocked a punt:                        | Kansas State, 2015     |
|  | at Auburn, 2018        |

### MISCELLANEOUS

|   |  |
|---|--|
| Had 30+ first downs:                                | Ole Miss, 2018 (32)  |
| Had 10+ penalties:                                  | Missouri, 2017 (10)  |
| Had 100+ yards in penalties:                        | North Texas, 2018 (102)  |
| Had 35 minutes+ of possession time:                 | LSU, 2016 (35:11)  |
| Had two 100-yard rushers and one 100-yard receiver: | Texas A&M, 2017  |
|   | (Kellen Mond - 109 rushing, Keith Ford - 102 rushing & Christian Kirk - 110 receiving)     |
| Had one 100-yard rusher and one 100-yard receiver:  | at LSU, 2017   |
|   | (Derrius Guice - 147 rushing & DJ Chark - 130 receiving)                                   |
| Had one 100-yard rusher and two 100-yard receivers: | Alabama, 2018  |
|   | (Damien Harris - 111 rushing, Jerry Jeudy - 135 receiving & Irv Smith Jr. - 123 receiving) |

## LAST TIME AN INDIVIDUAL OPPONENT . . .

### INDIVIDUAL RUSHING

Rushed 40+ times: . . . . . Travis Stephens (41), Tennessee (2001)  
 Rushed 35+ times: . . . . . Ish Witter (39), Missouri (2017)  
 Rushed 30+ times: . . . . . Ish Witter (39), Missouri (2017)  
 Rushed for 200+ yards: . . . . . Derrius Guice (252), LSU (2016)  
 Rushed for 175+ yards: . . . . . Derrius Guice (252), LSU (2016)  
 Rushed for 150+ yards: . . . . . Trayveon Williams (152), vs. Texas A&M (2018)  
 Rushed for 125+ yards: . . . . . Jordan Ta'amu (141), vs. Ole Miss (2018)  
 Rushed for 100+ yards: . . . . . Jordan Ta'amu (141), vs. Ole Miss (2018)  
 Rushed for 4+ touchdowns: . . . . . Nick Fitzgerald (4), Mississippi State (2016)  
 Rushed for 3+ touchdowns: . . . . . Derrius Guice (3), LSU (2017)  
 Had a run of 80+ yards: . . . . . Johnathon Johnson (82), Missouri (2016)  
 Had a run of 70+ yards: . . . . . Damien Harris (75), Alabama (2017)  
 Had a run of 60+ yards: . . . . . Jordan Wilkins (64), Ole Miss (2017)  
 Had a run of 50+ yards: . . . . . Jordan Wilkins (64), Ole Miss (2017)

### INDIVIDUAL PASSING

Passed for 500+ yards: . . . . . Dak Prescott (508), Mississippi State (2015)  
 Passed for 450+ yards: . . . . . Dak Prescott (508), Mississippi State (2015)  
 Passed for 400+ yards: . . . . . Drew Lock (448), Missouri (2017)  
 Passed for 300+ yards: . . . . . Jordan Ta'amu (387), vs. Ole Miss (2018)  
 Attempted 60+ passes: . . . . . Kolton Browning (67), Louisiana-Monroe (2012)  
 Attempted 50+ passes: . . . . . Kenny Hill (56), TCU (2016)  
 Attempted 40+ passes: . . . . . Mason Fine (45), North Texas (2018)  
 Completed 40+ passes: . . . . . Kolton Browning (42), Louisiana-Monroe (2012)  
 Completed 30+ passes: . . . . . K.J. Carta-Samuels (37), at Colorado State (2018)  
 Completed 20+ passes: . . . . . Jordan Ta'amu (26), vs. Ole Miss (2018)  
 Threw 5+ touchdown passes: . . . . . Drew Lock (5), Missouri (2017)  
 Threw 4+ touchdown passes: . . . . . Tua Tagovailoa (4), Alabama (2018)  
 Threw 3+ touchdown passes: . . . . . Tua Tagovailoa (4), Alabama (2018)  
 Completed a pass for 90+ yards: . . . . . Trevor Knight (92), Texas A&M (2016)  
 Completed a pass for 80+ yards: . . . . . Kellen Mond (81), Texas A&M (2017)  
 Completed a pass for 70+ yards: . . . . . Tua Tagovailoa (76), Alabama (2018)  
 Completed a pass for 60+ yards: . . . . . Jordan Ta'amu (66), vs. Ole Miss (2018)

### INDIVIDUAL RECEIVING

Caught 15+ passes: . . . . . Willie Goshu (17), Auburn (1995)  
 Caught 10+ passes: . . . . . DaMarkus Lodge (10), vs. Ole Miss (2018)  
 Caught 7+ passes: . . . . . DaMarkus Lodge (10), vs. Ole Miss (2018)  
 Had 200+ yards receiving: . . . . . Jamayel Smith (208), Mississippi State (2007)  
 Had 150+ yards receiving: . . . . . Preston Williams (154), at Colorado State (2018)  
 Had 100+ yards receiving: . . . . . Jerry Jeudy (135) & Irv Smith Jr. (123), Alabama (2018)  
 Caught 3+ TD passes: . . . . . A. Hollins (3), Eastern Illinois (2018)  
 Caught 2+ TD passes: . . . . . Jerry Jeudy (2), Alabama (2018)

### INDIVIDUAL TOTAL OFFENSE

Had 400+ yards total offense: . . . . . Jordan Ta'amu (528; Pass - 387, Rush - 141), Ole Miss (2018)  
 Had 300+ yards total offense: . . . . . Jordan Ta'amu (528; Pass - 387, Rush - 141), Ole Miss (2018)  
 Had 100 yards both passing and rushing: . . . . . Jordan Ta'amu (528; Pass - 387, Rush - 141), Ole Miss (2018)

### INDIVIDUAL SCORING

Accounted for 6+ touchdowns: . . . . . Nick Fitzgerald (Mississippi State), 2016 (6)  
 Accounted for 5+ touchdowns: . . . . . Drew Lock (Missouri), 2016 (5)  
 Accounted for 4+ touchdowns: . . . . . Drew Lock (Missouri), 2016 (5)  
 Scored 4+ touchdowns: . . . . . Peyton Barber (Auburn), 2015 (4)  
 Scored 3+ touchdowns: . . . . . Derrius Guice (3), LSU (2017)

### INDIVIDUAL DEFENSE

Intercepted 3+ passes: . . . . . Minkah Fitzpatrick (3), Alabama (2016)  
 Intercepted 2+ passes: . . . . . N. Brooks, K. Muhammad (2.2), North Texas (2018)  
 Recorded 3+ sacks: . . . . . M. Frazier (3.0), Missouri (2016)  
 Recorded 2+ sacks: . . . . . L. Hamilton (2.0), North Texas (2018)

### SPECIAL TEAMS

Kicked 5+ field goals: . . . . . Dan Nystrom (5-5), Minnesota (2002)  
 Kicked four field goals: . . . . . Wyatt Bryan (4-4), at Colorado State (2018)  
 Returned a punt for a TD: . . . . . Keegan Brewer, North Texas (2018)  
 Returned a kick for a TD: . . . . . Jashaun Corbin, vs. Texas A&M (2018)

## ARKANSAS BIG PLAYS FROM SCRIMMAGE

| Opponent             | Rushing   |          |          |          |          | Passing  |          |          |          |
|----------------------|-----------|----------|----------|----------|----------|----------|----------|----------|----------|
|                      | 10-19     | 20-29    | 30-39    | 40-49    | 50+      | 20-29    | 30-39    | 40-49    | 50+      |
| Eastern Illinois     | 2         | 0        | 0        | 0        | 0        | 0        | 1        | 3        | 1        |
| at Colorado State    | 9         | 0        | 1        | 0        | 0        | 1        | 0        | 0        | 1        |
| North Texas          | 2         | 0        | 0        | 0        | 1        | 1        | 0        | 0        | 0        |
| at Auburn            | 4         | 0        | 0        | 1        | 0        | 0        | 2        | 0        | 0        |
| vs. Texas A&M        | 2         | 1        | 0        | 0        | 0        | 3        | 1        | 0        | 0        |
| Alabama              | 2         | 0        | 2        | 0        | 0        | 2        | 1        | 0        | 0        |
| Ole Miss             | 8         | 1        | 0        | 0        | 1        | 1        | 3        | 0        | 0        |
| Tulsa                |           |          |          |          |          |          |          |          |          |
| Vanderbilt           |           |          |          |          |          |          |          |          |          |
| LSU                  |           |          |          |          |          |          |          |          |          |
| at Mississippi State |           |          |          |          |          |          |          |          |          |
| at Missouri          |           |          |          |          |          |          |          |          |          |
| <b>TOTAL</b>         | <b>29</b> | <b>2</b> | <b>3</b> | <b>1</b> | <b>2</b> | <b>8</b> | <b>8</b> | <b>3</b> | <b>2</b> |

## OPPONENT BIG PLAYS FROM SCRIMMAGE

| Opponent             | Rushing   |          |          |          |          | Passing   |          |          |          |
|----------------------|-----------|----------|----------|----------|----------|-----------|----------|----------|----------|
|                      | 10-19     | 20-29    | 30-39    | 40-49    | 50+      | 20-29     | 30-39    | 40-49    | 50+      |
| Eastern Illinois     | 2         | 1        | 0        | 0        | 0        | 0         | 0        | 1        | 0        |
| at Colorado State    | 2         | 0        | 0        | 0        | 0        | 3         | 2        | 0        | 1        |
| North Texas          | 3         | 1        | 0        | 0        | 0        | 1         | 4        | 0        | 0        |
| at Auburn            | 3         | 0        | 0        | 0        | 0        | 0         | 0        | 1        | 0        |
| vs. Texas A&M        | 7         | 0        | 0        | 0        | 0        | 3         | 0        | 0        | 0        |
| Alabama              | 7         | 2        | 0        | 0        | 0        | 2         | 0        | 2        | 2        |
| Ole Miss             | 6         | 3        | 0        | 0        | 0        | 1         | 0        | 2        | 1        |
| Tulsa                |           |          |          |          |          |           |          |          |          |
| Vanderbilt           |           |          |          |          |          |           |          |          |          |
| LSU                  |           |          |          |          |          |           |          |          |          |
| at Mississippi State |           |          |          |          |          |           |          |          |          |
| at Missouri          |           |          |          |          |          |           |          |          |          |
| <b>TOTAL</b>         | <b>30</b> | <b>7</b> | <b>0</b> | <b>0</b> | <b>0</b> | <b>10</b> | <b>6</b> | <b>6</b> | <b>4</b> |

## FIRST DOWN GAME LOG

| Arkansas             |           |           |           |            | Opponents            |           |           |           |            |
|----------------------|-----------|-----------|-----------|------------|----------------------|-----------|-----------|-----------|------------|
| Opponent             | Rush      | Pass      | Penalty   | Total      | Opponent             | Rush      | Pass      | Penalty   | Total      |
| Eastern Illinois     | 5         | 13        | 0         | 18         | Eastern Illinois     | 8         | 11        | 2         | 21         |
| at Colorado State    | 16        | 5         | 3         | 24         | at Colorado State    | 5         | 14        | 2         | 21         |
| North Texas          | 4         | 12        | 4         | 20         | North Texas          | 3         | 11        | 14        | 18         |
| at Auburn            | 6         | 5         | 2         | 13         | at Auburn            | 6         | 6         | 1         | 13         |
| vs. Texas A&M        | 3         | 8         | 0         | 11         | vs. Texas A&M        | 11        | 10        | 3         | 24         |
| Alabama              | 7         | 12        | 3         | 22         | Alabama              | 11        | 13        | 0         | 24         |
| Ole Miss             | 17        | 7         | 3         | 27         | Ole Miss             | 15        | 15        | 2         | 32         |
| Tulsa                |           |           |           |            | Tulsa                |           |           |           |            |
| Vanderbilt           |           |           |           |            | Vanderbilt           |           |           |           |            |
| LSU                  |           |           |           |            | LSU                  |           |           |           |            |
| at Mississippi State |           |           |           |            | at Mississippi State |           |           |           |            |
| at Missouri          |           |           |           |            | at Missouri          |           |           |           |            |
| <b>TOTAL</b>         | <b>58</b> | <b>62</b> | <b>15</b> | <b>135</b> | <b>TOTAL</b>         | <b>59</b> | <b>80</b> | <b>24</b> | <b>153</b> |

## TURNOVER CHART

| Takeaways            |          |               |           |           | Giveaways |               |           |            |           |
|----------------------|----------|---------------|-----------|-----------|-----------|---------------|-----------|------------|-----------|
| Opponent             | Fumbles  | Interceptions | Total     | Pts Off   | Fumbles   | Interceptions | Total     | Points Off | Margin    |
| Eastern Illinois     | 5        | 0             | 5         | 24        | 0         | 0             | 0         | 0          | +5        |
| at Colorado State    | 1        | 1             | 2         | 7         | 0         | 2             | 2         | 6          | 0         |
| North Texas          | 1        | 0             | 1         | 0         | 0         | 6             | 6         | 24         | -5        |
| at Auburn            | 0        | 0             | 0         | 0         | 1         | 1             | 2         | 3          | -2        |
| vs. Texas A&M        | 0        | 2             | 2         | 0         | 0         | 1             | 1         | 0          | +1        |
| Alabama              | 0        | 0             | 0         | 0         | 2         | 1             | 3         | 21         | -3        |
| Ole Miss             | 0        | 1             | 1         | 7         | 0         | 1             | 1         | 0          | 0         |
| Tulsa                |          |               |           |           |           |               |           |            |           |
| Vanderbilt           |          |               |           |           |           |               |           |            |           |
| LSU                  |          |               |           |           |           |               |           |            |           |
| at Mississippi State |          |               |           |           |           |               |           |            |           |
| at Missouri          |          |               |           |           |           |               |           |            |           |
| <b>TOTAL</b>         | <b>7</b> | <b>4</b>      | <b>11</b> | <b>38</b> | <b>3</b>  | <b>12</b>     | <b>14</b> | <b>54</b>  | <b>-3</b> |

## DRIVE SUPERLATIVES

### Longest Drive

By No. of Plays  
By No. of Yards  
By Time of Possession

### Arkansas

14 (73 yards, 6:06) at Colorado State, TD  
91 (9 plays, 3:51) at Colorado State, TD  
6:38 (10 plays, 33 yards) vs. Ole Miss, Punt

### Opponents

15 (63 yards, 5:28) vs. Eastern Illinois, Missed FG  
99 (5 plays, 1:55) vs. Alabama, TD  
6:59 (11 plays, 72 yards) vs. Alabama, TD

### Shortest Drive

By No. of Plays  
By No. of Yards  
By Time of Possession

### Arkansas

1 (13x) last (-15 yards, 0:13) vs. Ole Miss, Interception  
-15 (1 plays, 0:13) vs. Ole Miss, Interception  
0:01 (1 plays, -1 yard) vs. Texas A&M, End of Half

### Opponents

1 (9x) last (13 yards, 0:29) vs. Ole Miss, End of Game  
-13 (2 plays, 0:37) vs. Eastern Illinois, Fumble  
0:00 (1 plays, 0 yards) at Auburn, Missed FG

### Scoring Drive Breakdown

| Yardage       | ARKANSAS  |           | OPPONENT  |           |
|---------------|-----------|-----------|-----------|-----------|
|               | TD        | FG        | TD        | FG        |
| No drive      | 1         | -         | 5         | -         |
| Neg. Yards    | -         | -         | -         | 1         |
| 0-9           | 1         | -         | 1         | 3         |
| 10-19         | -         | 1         | -         | 1         |
| 20-29         | 2         | -         | 1         | -         |
| 30-39         | -         | -         | 2         | -         |
| 40-49         | -         | 2         | 3         | 3         |
| 50-59         | 1         | 6         | 2         | 2         |
| 60-69         | 2         | 2         | 2         | 1         |
| 70-79         | 10        | 1         | 10        | 1         |
| 80-89         | 2         | -         | 3         | -         |
| 90-99         | 1         | -         | 3         | -         |
| <b>TOTALS</b> | <b>21</b> | <b>12</b> | <b>32</b> | <b>12</b> |

### Game-Opening Drives

| OPP              | ARKANSAS |          |            | OPPONENTS |           |            |
|------------------|----------|----------|------------|-----------|-----------|------------|
|                  | PTS      | ISTS     | YDS        | PTS       | ISTS      | YDS        |
| Eastern Illinois | 0        | 0        | 9          | 3         | 1         | 16         |
| at Colorado St.  | 0        | 0        | -2         | 3         | 0         | 6          |
| North Texas      | 0        | 2        | 10         | 0         | 0         | 12         |
| at Auburn        | 0        | 1        | 10         | 7         | 2         | 27         |
| vs. Texas A&M    | 0        | 0        | 2          | 7         | 5         | 69         |
| Alabama          | 0        | 2        | 34         | 7         | 1         | 76         |
| Ole Miss         | 3        | 2        | 41         | 3         | 1         | 56         |
| Tulsa            |          |          |            |           |           |            |
| Vanderbilt       |          |          |            |           |           |            |
| LSU              |          |          |            |           |           |            |
| at Miss. St.     |          |          |            |           |           |            |
| at Missouri      |          |          |            |           |           |            |
| <b>TOTALS</b>    | <b>3</b> | <b>7</b> | <b>104</b> | <b>30</b> | <b>40</b> | <b>262</b> |

### Second Half-Opening Drives

| OPP              | ARKANSAS  |           |            | OPPONENTS |           |            |
|------------------|-----------|-----------|------------|-----------|-----------|------------|
|                  | PTS       | ISTS      | YDS        | PTS       | ISTS      | YDS        |
| Eastern Illinois | 0         | 0         | 9          | 3         | 1         | 16         |
| at Colorado St.  | 7         | 5         | 91         | 0         | 1         | 29         |
| North Texas      | 0         | 2         | 29         | 3         | 4         | 72         |
| at Auburn        | 3         | 2         | 68         | 0         | 0         | 7          |
| vs. Texas A&M    | 3         | 2         | 46         | 0         | 1         | 11         |
| Alabama          | 0         | 1         | 20         | 7         | 2         | 44         |
| Ole Miss         | 3         | 4         | 55         | 7         | 2         | 79         |
| Tulsa            |           |           |            |           |           |            |
| Vanderbilt       |           |           |            |           |           |            |
| LSU              |           |           |            |           |           |            |
| at Miss. St.     |           |           |            |           |           |            |
| at Missouri      |           |           |            |           |           |            |
| <b>TOTALS</b>    | <b>16</b> | <b>16</b> | <b>318</b> | <b>20</b> | <b>11</b> | <b>258</b> |

### Three & Out Drives

|                      | ARKANSAS              | OPPONENT              |
|----------------------|-----------------------|-----------------------|
|                      | THREE-&-OUTS/DRIVES   | THREE-&-OUTS/DRIVES   |
| Eastern Illinois     | 3/15 (20.0%)          | 2/15 (13.3%)          |
| at Colorado State    | 1/15 (6.7%)           | 3/14 (21.4%)          |
| North Texas          | 3/20 (15.0%)          | 7/20 (35.0%)          |
| at Auburn            | 6/15 (40.0%)          | 4/15 (26.7%)          |
| vs. Texas A&M        | 7/13 (53.9%)          | 1/13 (7.7%)           |
| Alabama              | 3/12 (25.0%)          | 0/13 (0.0%)           |
| Ole Miss             | 0/11 (0.0%)           | 0/11 (0.0%)           |
| Tulsa                |                       |                       |
| Vanderbilt           |                       |                       |
| LSU                  |                       |                       |
| at Mississippi State |                       |                       |
| at Missouri          |                       |                       |
| <b>TOTALS</b>        | <b>23/101 (22.7%)</b> | <b>17/101 (16.8%)</b> |

## ARKANSAS DRIVE CHARTS

### Eastern Illinois

| Qtr. | Time  | Start | Pl-Yds | TOP  | Result      |
|------|-------|-------|--------|------|-------------|
| 1st  | 14:24 | E135  | 6-18   | 1:41 | *FIELD GOAL |
| 1st  | 09:15 | AR30  | 7-26   | 2:50 | punt        |
| 1st  | 04:52 | E129  | 3-(-8) | 2:29 | punt        |
| 1st  | 01:46 | E101  | 0-0    | 0:00 | *TOUCHDOWN  |
| 2nd  | 11:18 | AR20  | 11-80  | 3:53 | *TOUCHDOWN  |
| 2nd  | 07:12 | E127  | 3-27   | 0:50 | *TOUCHDOWN  |
| 2nd  | 03:45 | AR15  | 3-1    | 0:47 | punt        |
| 2nd  | 02:22 | AR21  | 4-79   | 1:02 | *TOUCHDOWN  |
| 2nd  | 00:52 | AR43  | 1-57   | 0:07 | *TOUCHDOWN  |
| 3rd  | 15:00 | AR26  | 3-7    | 1:20 | punt        |
| 3rd  | 11:31 | E105  | 2-5    | 0:37 | *TOUCHDOWN  |
| 3rd  | 05:51 | AR36  | 10-59  | 5:11 | *FIELD GOAL |
| 4th  | 12:34 | AR05  | 4-7    | 2:32 | punt        |
| 4th  | 07:51 | AR28  | 8-72   | 4:03 | *TOUCHDOWN  |
| 4th  | 01:39 | AR28  | 3-(-7) | 0:00 | end of game |

## OPPONENT DRIVE CHARTS

### Eastern Illinois

| Qtr. | Time  | Start | Pl-Yds  | TOP  | Result      |
|------|-------|-------|---------|------|-------------|
| 1st  | 15:00 | E126  | 3-9     | 0:36 | fumble      |
| 1st  | 12:43 | E125  | 10-45   | 3:28 | missed fg   |
| 1st  | 06:25 | E109  | 5-20    | 1:33 | fumble      |
| 1st  | 02:23 | E114  | 2-(-13) | 0:37 | fumble      |
| 1st  | 01:46 | E125  | 15-63   | 5:28 | missed fg   |
| 2nd  | 07:25 | E125  | 1-2     | 0:13 | fumble      |
| 2nd  | 06:22 | E125  | 6-17    | 2:37 | punt        |
| 2nd  | 02:58 | AR47  | 2-47    | 0:36 | *TOUCHDOWN  |
| 2nd  | 01:20 | E125  | 3-1     | 0:28 | punt        |
| 2nd  | 00:45 | E118  | 1-(-4)  | 0:45 | end of half |
| 3rd  | 13:40 | E147  | 6-18    | 2:09 | fumble      |
| 3rd  | 10:54 | E115  | 14-85   | 5:03 | *TOUCHDOWN  |
| 3rd  | 00:40 | E123  | 8-26    | 3:06 | punt        |
| 4th  | 10:02 | AR37  | 4-37    | 2:02 | *TOUCHDOWN  |
| 4th  | 03:48 | E125  | 3-4     | 2:09 | punt        |



## ARKANSAS DRIVE CHARTS

### at Colorado State

| Qtr. | Time  | Start | Pl-Yds | TOP  | Result       |
|------|-------|-------|--------|------|--------------|
| 1st  | 15:00 | AR25  | 3-(-2) | 1:03 | interception |
| 1st  | 12:26 | AR25  | 4-18   | 1:07 | punt         |
| 1st  | 08:08 | AR27  | 14-73  | 6:06 | *TOUCHDOWN   |
| 1st  | 00:46 | AR27  | 5-8    | 1:44 | punt         |
| 2nd  | 13:41 | AR20  | 10-70  | 4:04 | *FIELD GOAL  |
| 2nd  | 09:08 | AR22  | 8-65   | 2:40 | *FIELD GOAL  |
| 2nd  | 03:00 | AR25  | 6-22   | 2:03 | interception |
| 2nd  | 00:32 | AR25  | 1-(-1) | 0:32 | end of half  |
| 3rd  | 12:26 | AR09  | 9-91   | 3:51 | *TOUCHDOWN   |
| 3rd  | 07:39 | AR36  | 1-64   | 0:11 | *TOUCHDOWN   |
| 3rd  | 06:49 | CSU28 | 4-(-2) | 1:22 | missed fg    |
| 3rd  | 02:46 | AR25  | 5-25   | 3:10 | punt         |
| 4th  | 11:01 | AR26  | 3-2    | 1:39 | punt         |
| 4th  | 05:09 | AR20  | 4-(-1) | 2:31 | punt         |
| 4th  | 00:06 | AR28  | 1-10   | 0:06 | end of game  |

### North Texas

| Qtr. | Time  | Start | Pl-Yds | TOP  | Result       |
|------|-------|-------|--------|------|--------------|
| 1st  | 15:00 | AR20  | 5-25   | 2:05 | punt         |
| 1st  | 11:26 | AR23  | 1-0    | 0:07 | interception |
| 1st  | 09:36 | AR22  | 8-41   | 2:47 | punt         |
| 1st  | 06:49 | AR23  | 2-0    | 0:50 | interception |
| 1st  | 05:04 | AR30  | 6-17   | 2:54 | punt         |
| 1st  | 00:44 | AR39  | 7-61   | 1:36 | *TOUCHDOWN   |
| 2nd  | 12:22 | AR15  | 10-49  | 2:55 | *FIELD GOAL  |
| 2nd  | 08:00 | AR20  | 1-0    | 0:09 | interception |
| 2nd  | 07:21 | AR25  | 6-55   | 1:40 | missed fg    |
| 2nd  | 02:55 | AR14  | 3-(-6) | 1:19 | punt         |
| 2nd  | 00:10 | AR25  | 1-6    | 0:10 | end of half  |
| 3rd  | 09:26 | AR25  | 4-29   | 1:32 | interception |
| 3rd  | 06:17 | AR09  | 6-10   | 3:37 | punt         |
| 3rd  | 01:13 | AR07  | 3-5    | 1:23 | punt         |
| 4th  | 13:22 | AR17  | 4-0    | 1:49 | punt         |
| 4th  | 10:51 | AR08  | 4-7    | 1:28 | punt         |
| 4th  | 07:49 | AR20  | 1-0    | 0:07 | interception |
| 4th  | 07:42 | AR27  | 3-3    | 0:57 | interception |
| 4th  | 05:23 | AR01  | 3-3    | 2:19 | punt         |
| 4th  | 01:05 | AR32  | 1-68   | 0:12 | *TOUCHDOWN   |

### at Auburn

| Qtr. | Time  | Start | Pl-Yds  | TOP  | Result       |
|------|-------|-------|---------|------|--------------|
| 1st  | 15:00 | AR25  | 5-15    | 2:03 | punt         |
| 1st  | 10:36 | AR25  | 11-53   | 3:59 | missed fg    |
| 1st  | 05:21 | AR28  | 3-5     | 1:44 | punt         |
| 1st  | 02:00 | AR36  | 1-6     | 0:14 | fumble       |
| 1st  | 00:21 | AR25  | 7-3     | 3:42 | punt         |
| 2nd  | 10:06 | AR20  | 5-20    | 2:07 | punt         |
| 2nd  | 04:30 | AR09  | 3-3     | 1:22 | punt         |
| 2nd  | 00:49 | AR25  | 5-25    | 0:49 | interception |
| 2nd  | 00:00 | AR33  | 0-0     | 0:00 | end of half  |
| 3rd  | 13:09 | AR21  | 10-68   | 3:50 | *FIELD GOAL  |
| 3rd  | 09:05 | AR25  | 3-9     | 1:49 | punt         |
| 3rd  | 05:30 | AR09  | 3-9     | 2:01 | punt         |
| 3rd  | 00:47 | AR10  | 10-62   | 3:38 | downs        |
| 4th  | 08:18 | AR25  | 3-(-13) | 2:27 | punt         |
| 4th  | 03:07 | AR25  | 3-(-2)  | 2:36 | punt         |

### vs. Texas A&M

| Qtr. | Time  | Start | Pl-Yds | TOP  | Result       |
|------|-------|-------|--------|------|--------------|
| 1st  | 14:46 | AR25  | 3-2    | 1:20 | punt         |
| 1st  | 08:36 | AR11  | 3-(-7) | 1:28 | punt         |
| 1st  | 06:26 | AR49  | 3-6    | 1:58 | punt         |
| 1st  | 01:43 | AR20  | 3-(-4) | 1:31 | punt         |
| 2nd  | 12:36 | AR25  | 7-75   | 3:01 | *TOUCHDOWN   |
| 2nd  | 03:24 | AR23  | 3-0    | 1:39 | punt         |
| 2nd  | 00:01 | AR20  | 1-(-1) | 0:01 | end of half  |
| 3rd  | 15:00 | AR25  | 9-46   | 3:44 | *FIELD GOAL  |
| 3rd  | 06:19 | AR07  | 3-4    | 2:18 | punt         |
| 3rd  | 02:26 | AR02  | 6-26   | 2:38 | punt         |
| 4th  | 09:33 | AR20  | 3-1    | 0:59 | punt         |
| 4th  | 05:03 | AR25  | 6-75   | 1:47 | *TOUCHDOWN   |
| 4th  | 01:51 | AR26  | 4-19   | 0:40 | interception |

## OPPONENT DRIVE CHARTS

### at Colorado State

| Qtr. | Time  | Start | Pl-Yds | TOP  | Result       |
|------|-------|-------|--------|------|--------------|
| 1st  | 13:57 | AR43  | 4-6    | 1:31 | *FIELD GOAL  |
| 1st  | 11:19 | CSU17 | 6-13   | 3:11 | punt         |
| 1st  | 01:56 | CSU26 | 3-15   | 1:10 | interception |
| 2nd  | 14:02 | CSU32 | 3-0    | 0:21 | punt         |
| 2nd  | 09:34 | CSU14 | 3-(-5) | 0:26 | punt         |
| 2nd  | 06:28 | CSU25 | 10-47  | 3:28 | *FIELD GOAL  |
| 2nd  | 00:57 | AR44  | 5-18   | 0:25 | *FIELD GOAL  |
| 3rd  | 14:54 | CSU20 | 4-26   | 2:28 | punt         |
| 3rd  | 08:35 | CSU25 | 3-39   | 0:56 | fumble       |
| 3rd  | 07:21 | CSU15 | 3-0    | 0:32 | punt         |
| 3rd  | 05:27 | CSU30 | 7-70   | 2:41 | *TOUCHDOWN   |
| 4th  | 14:36 | CSU04 | 9-96   | 3:29 | *TOUCHDOWN   |
| 4th  | 09:22 | CSU36 | 11-60  | 4:03 | *FIELD GOAL  |
| 4th  | 02:38 | CSU41 | 6-59   | 2:30 | *TOUCHDOWN   |

### North Texas

| Qtr. | Time  | Start | Pl-Yds | TOP  | Result      |
|------|-------|-------|--------|------|-------------|
| 1st  | 12:55 | NT24  | 3-7    | 1:29 | punt        |
| 1st  | 11:19 | AR44  | 7-44   | 1:43 | *TOUCHDOWN  |
| 1st  | 06:49 | AR00  | 0-0    | 0:00 | *TOUCHDOWN  |
| 1st  | 05:59 | AR08  | 4-1    | 0:55 | *FIELD GOAL |
| 1st  | 02:10 | NT12  | 3-6    | 1:26 | punt        |
| 2nd  | 14:08 | NT25  | 4-13   | 1:46 | punt        |
| 2nd  | 09:27 | NT25  | 4-29   | 1:27 | punt        |
| 2nd  | 07:51 | AR34  | 2-34   | 0:30 | *TOUCHDOWN  |
| 2nd  | 05:41 | NT20  | 8-80   | 2:46 | *TOUCHDOWN  |
| 2nd  | 01:36 | AR49  | 7-40   | 1:26 | *FIELD GOAL |
| 3rd  | 15:00 | NT25  | 14-72  | 5:34 | *FIELD GOAL |
| 3rd  | 07:54 | NT44  | 3-3    | 1:37 | punt        |
| 3rd  | 02:40 | AR49  | 3-4    | 1:27 | punt        |
| 4th  | 14:50 | NT50  | 3-7    | 1:28 | punt        |
| 4th  | 11:33 | NT50  | 2-42   | 0:42 | fumble      |
| 4th  | 09:23 | AR49  | 3-2    | 1:34 | punt        |
| 4th  | 07:42 | AR00  | 0-0    | 0:00 | *TOUCHDOWN  |
| 4th  | 06:45 | AR49  | 3-4    | 1:22 | punt        |
| 4th  | 03:04 | AR37  | 4-5    | 1:59 | downs       |
| 4th  | 00:53 | NT20  | 1-(-2) | 0:53 | end of game |

### at Auburn

| Qtr. | Time  | Start | Pl-Yds  | TOP  | Result      |
|------|-------|-------|---------|------|-------------|
| 1st  | 12:57 | AR27  | 7-27    | 2:21 | *TOUCHDOWN  |
| 1st  | 06:37 | AU22  | 3-3     | 1:16 | punt        |
| 1st  | 03:37 | AU45  | 5-19    | 1:37 | missed fg   |
| 1st  | 01:46 | AR02  | 4-1     | 1:25 | *FIELD GOAL |
| 2nd  | 11:39 | AU20  | 3-9     | 1:33 | punt        |
| 2nd  | 07:59 | AU24  | 9-67    | 3:29 | downs       |
| 2nd  | 03:08 | AR09  | 4-9     | 2:19 | *TOUCHDOWN  |
| 2nd  | 00:00 | AR33  | 1-0     | 0:00 | missed fg   |
| 3rd  | 15:00 | AU25  | 3-7     | 1:51 | punt        |
| 3rd  | 09:05 | AR00  | 0-0     | 0:00 | *TOUCHDOWN  |
| 3rd  | 07:16 | AU25  | 3-6     | 1:46 | punt        |
| 3rd  | 03:29 | AU40  | 7-12    | 2:42 | punt        |
| 4th  | 12:09 | AU28  | 8-72    | 3:51 | *TOUCHDOWN  |
| 4th  | 05:51 | AR15  | 4-(-10) | 2:36 | *FIELD GOAL |
| 4th  | 00:31 | AU38  | 1-(-2)  | 0:31 | end of game |

### vs. Texas A&M

| Qtr. | Time  | Start  | Pl-Yds | TOP  | Result       |
|------|-------|--------|--------|------|--------------|
| 1st  | 15:00 | AR00   | 0-0    | 0:14 | *TOUCHDOWN   |
| 1st  | 13:26 | TAMU21 | 9-79   | 4:50 | *TOUCHDOWN   |
| 1st  | 07:08 | TAMU40 | 2-5    | 0:42 | interception |
| 1st  | 04:28 | TAMU19 | 5-16   | 2:45 | punt         |
| 1st  | 00:12 | TAMU39 | 7-48   | 2:36 | *FIELD GOAL  |
| 2nd  | 09:35 | TAMU25 | 10-45  | 6:11 | interception |
| 2nd  | 01:45 | TAMU26 | 9-55   | 1:44 | missed fg    |
| 3rd  | 11:16 | TAMU32 | 6-11   | 4:57 | punt         |
| 3rd  | 04:01 | TAMU46 | 3-4    | 1:35 | punt         |
| 4th  | 14:48 | TAMU27 | 12-58  | 5:15 | missed fg    |
| 4th  | 08:34 | TAMU39 | 7-61   | 3:31 | *TOUCHDOWN   |
| 4th  | 03:16 | TAMU25 | 5-18   | 1:25 | punt         |
| 4th  | 01:11 | TAMU26 | 2-(-2) | 1:11 | end of game  |

## ARKANSAS DRIVE CHARTS

### Alabama

| Qtr. | Time  | Start | Pl-Yds | TOP  | Result       |
|------|-------|-------|--------|------|--------------|
| 1st  | 14:39 | AR25  | 9-30   | 3:48 | fumble       |
| 1st  | 10:01 | AR25  | 3-4    | 1:32 | punt         |
| 1st  | 05:38 | AR25  | 11-75  | 5:14 | *TOUCHDOWN   |
| 2nd  | 13:34 | AL43  | 3-42   | 1:27 | fumble       |
| 2nd  | 10:12 | AR25  | 7-75   | 4:03 | *TOUCHDOWN   |
| 2nd  | 02:49 | AR25  | 3-4    | 0:59 | punt         |
| 2nd  | 01:38 | AR25  | 3-7    | 1:08 | punt         |
| 3rd  | 15:00 | AR25  | 6-20   | 2:59 | downs        |
| 3rd  | 08:47 | AR25  | 11-52  | 5:21 | *FIELD GOAL  |
| 4th  | 13:37 | AR25  | 4-15   | 1:22 | interception |
| 4th  | 12:15 | AR25  | 7-75   | 3:17 | *TOUCHDOWN   |
| 4th  | 01:59 | AL22  | 5-22   | 1:46 | *TOUCHDOWN   |

### Ole Miss

| Qtr. | Time  | Start | Pl-Yds  | TOP  | Result       |
|------|-------|-------|---------|------|--------------|
| 1st  | 12:49 | AR25  | 11-50   | 5:08 | *FIELD GOAL  |
| 1st  | 06:25 | AR22  | 7-78    | 3:01 | *TOUCHDOWN   |
| 1st  | 01:35 | AR20  | 3-80    | 1:04 | *TOUCHDOWN   |
| 2nd  | 12:23 | AR25  | 5-75    | 1:33 | *TOUCHDOWN   |
| 2nd  | 07:03 | AR28  | 9-52    | 4:27 | *FIELD GOAL  |
| 2nd  | 00:33 | AR20  | 1-(-1)  | 0:33 | end of half  |
| 3rd  | 15:00 | AR25  | 10-55   | 5:32 | *FIELD GOAL  |
| 3rd  | 07:29 | AR25  | 11-57   | 4:56 | *FIELD GOAL  |
| 4th  | 13:47 | AR20  | 10-33   | 6:38 | punt         |
| 4th  | 04:15 | AR10  | 6-23    | 2:13 | punt         |
| 4th  | 00:42 | AR43  | 1-(-15) | 0:13 | interception |

## OPPONENT DRIVE CHARTS

### Alabama

| Qtr. | Time  | Start | Pl-Yds | TOP  | Result      |
|------|-------|-------|--------|------|-------------|
| 1st  | 15:00 | AL24  | 1-76   | 0:21 | *TOUCHDOWN  |
| 1st  | 10:51 | AL45  | 2-55   | 0:50 | *TOUCHDOWN  |
| 1st  | 08:29 | AL24  | 8-76   | 2:51 | *TOUCHDOWN  |
| 1st  | 00:24 | AL34  | 4-9    | 1:50 | downs       |
| 2nd  | 12:07 | AL01  | 5-99   | 1:55 | *TOUCHDOWN  |
| 2nd  | 06:09 | AL26  | 8-74   | 3:20 | *TOUCHDOWN  |
| 2nd  | 01:50 | AL40  | 1-60   | 0:12 | *TOUCHDOWN  |
| 2nd  | 00:30 | AL33  | 2-9    | 0:30 | end of half |
| 3rd  | 12:01 | AR44  | 7-44   | 3:14 | *TOUCHDOWN  |
| 3rd  | 03:26 | AL33  | 10-58  | 4:49 | *FIELD GOAL |
| 4th  | 12:15 | AR00  | 0-0    | 0:00 | *TOUCHDOWN  |
| 4th  | 08:58 | AL28  | 11-72  | 6:59 | *TOUCHDOWN  |
| 4th  | 00:13 | AL27  | 1-(-3) | 0:13 | end of game |

### Ole Miss

| Qtr. | Time  | Start | Pl-Yds | TOP  | Result       |
|------|-------|-------|--------|------|--------------|
| 1st  | 15:00 | OM25  | 6-56   | 2:11 | *FIELD GOAL  |
| 1st  | 07:41 | OM25  | 4-18   | 1:16 | punt         |
| 1st  | 03:24 | OM25  | 5-40   | 1:49 | interception |
| 1st  | 00:31 | OM25  | 9-75   | 3:08 | *TOUCHDOWN   |
| 2nd  | 10:50 | OM40  | 9-33   | 3:47 | missed fg    |
| 2nd  | 02:36 | OM23  | 10-77  | 2:03 | *TOUCHDOWN   |
| 3rd  | 09:28 | OM21  | 5-79   | 1:59 | *TOUCHDOWN   |
| 3rd  | 02:33 | OM25  | 10-64  | 3:46 | missed fg    |
| 4th  | 07:09 | OM16  | 10-84  | 2:54 | *TOUCHDOWN   |
| 4th  | 02:02 | OM03  | 7-97   | 1:20 | *TOUCHDOWN   |
| 4th  | 00:29 | OM42  | 1-13   | 0:29 | end of game  |



## ALPHABETICAL ROSTER

| No. | Name                | Pos. |
|-----|---------------------|------|
| 68  | Kirby Adcock        | OL   |
| 3   | McTelvin Agim       | DL   |
| 19  | Courtne Alexander   | DL   |
| 84  | Peyton Ausley       | WR   |
| 81  | Jarrold Barnes      | WR   |
| 28  | Reid Bauer          | P    |
| 86  | Jamario Bell        | DL   |
| 35  | Matt Berry          | DB   |
| 15  | LaDarius Bishop     | DB   |
| 45  | Simeon Blair        | DB   |
| 21  | Montaric Brown      | DB   |
| 5   | Rakeem Boyd         | RB   |
| 1   | Chevin Calloway     | DB   |
| 44  | Austin Cantrell     | TE   |
| 54  | Austin Capps        | OL   |
| 46  | Damani Carter       | DL   |
| 39  | Colton Chapin       | DB   |
| 66  | Ty Clary            | OL   |
| 57  | Shane Clinin        | OL   |
| 54  | Terrell Collins     | LB   |
| 1   | Jared Cornelius     | WR   |
| 82  | Gary Cross          | WR   |
| 2   | Kamren Curl         | DB   |
| 32  | Jordon Curtis       | DB   |
| 13  | Nate Dalton         | DB   |
| 22  | Deon Edwards        | LB   |
| 86  | Tobias Enlow        | WR   |
| 99  | Billy Ferrell       | DL   |
| 17  | Joseph Foucha       | DB   |
| 51  | Hjalte Froholdt     | OL   |
| 48  | Nicholas Fulwider   | DL   |
| 73  | Noah Gatlin         | OL   |
| 5   | Dorian Gerald       | DL   |
| 62  | Johnny Gibson Jr.   | OL   |
| 23  | Dre Greenlaw        | LB   |
| 7   | Briston Guidry      | DL   |
| 89  | Grayson Gunter      | TE   |
| 92  | Elias Hale          | DL   |
| 67  | Tyler Hall          | OL   |
| 6   | T.J. Hammonds       | RB   |
| 14  | Chase Harrell       | WR   |
| 8   | De'Jon Harris       | LB   |
| 2   | Chase Hayden        | RB   |
| 69  | Dylan Hays          | OL   |
| 27  | Hayden Henry        | LB   |
| 64  | Audry Horn          | OL   |
| 58  | Griffin Hunt        | DL   |
| 11  | Daulton Hyatt       | QB   |
| 74  | Colton Jackson      | OL   |
| 34  | Kendrick Jackson    | FB   |
| 3   | Koilan Jackson      | WR   |
| 4   | Alexy Jean-Baptiste | LB   |
| 18  | Blake Johnson       | P    |
| 32  | Hayden Johnson      | FB   |
| 9   | John Stephen Jones  | QB   |
| 10  | Jordan Jones        | WR   |
| 15  | Cole Kelley         | QB   |
| 87  | Blake Kern          | TE   |
| 43  | Jake Kuykendall     | DB   |
| 20  | Giovanni LaFrance   | LB   |
| 19  | Connor Limpert      | K    |
| 14  | Jack Lindsey        | QB   |
| 35  | Cooper Lucas        | LB   |
| 26  | Ryder Lucas         | DB   |
| 73  | Deion Malone        | OL   |
| 43  | George Madden       | LS   |
| 42  | Jonathan Marshall   | DL   |
| 18  | Myles Mason         | DB   |
| 24  | Jarques McClellion  | DB   |

## NUMERICAL ROSTER

| No. | Name                | Pos. | Ht.  | Wt. | Cl.   | Exp. | Hometown (Previous School)                           |
|-----|---------------------|------|------|-----|-------|------|--|
| 1   | Chevin Calloway     | DB   | 5-10 | 192 | So.   | 1L   | Dallas, Texas (Bishop Dunne HS)                      |
| 1   | Jared Cornelius     | WR   | 5-11 | 203 | Sr.   | 4L   | Shreveport, La. (Evangel Christian Academy)          |
| 2   | Kamren Curl         | DB   | 6-2  | 201 | So.   | 1L   | San Diego, Calif. (Muskogee [Okla.] HS)              |
| 2   | Chase Hayden        | RB   | 5-10 | 200 | So.   | 1L   | Memphis, Tenn. (Saint George's Independent School)   |
| 3   | McTelvin Agim       | DL   | 6-3  | 279 | Jr.   | 2L   | Texarkana, Texas (Hope [Ark.] HS)                    |
| 3   | Koilan Jackson      | WR   | 6-2  | 211 | R-Fr. | RS   | Little Rock, Ark. (Joe T. Robinson HS)               |
| 3   | Deon Stewart        | WR   | 5-11 | 161 | Jr.   | 2L   | Hardy, Ark. (Highland HS)                            |
| 4   | Alexy Jean-Baptiste | LB   | 6-2  | 235 | So.   | SQ   | Pompano Beach, Fla. (Coconut Creek HS)               |
| 4   | Ty Storey           | QB   | 6-2  | 215 | Jr.   | 1L   | Charleston, Ark. (Charleston HS)                     |
| 5   | Rakeem Boyd         | RB   | 6-0  | 200 | So.   | JC   | Stratford, Texas (Independence [Kan.] CC)            |
| 5   | Dorian Gerald       | DL   | 6-3  | 260 | Jr.   | JC   | Florence, S.C. (College of the Canyons [Calif.] CC)  |
| 6   | T.J. Hammonds       | RB   | 5-10 | 205 | Jr.   | 2L   | Little Rock, Ark. (Joe T. Robinson HS)               |
| 6   | Gabe Richardson     | DL   | 6-3  | 240 | Jr.   | SQ   | Decatur, Ga. (Hutchinson [Kan.] CC)                  |
| 7   | Briston Guidry      | DL   | 6-2  | 292 | So.   | 1L   | Kenner, La. (Archbishop Rummel HS)                   |
| 8   | De'Jon Harris       | LB   | 6-0  | 245 | Jr.   | 2L   | Harvey, La. (John Ehret HS)                          |
| 8   | Mike Woods          | WR   | 6-1  | 190 | Fr.   | HS   | Magnolia, Texas (Magnolia HS)                        |
| 9   | John Stephen Jones  | QB   | 5-11 | 194 | Fr.   | HS   | Dallas, Texas (Highland Park HS)                     |
| 9   | Santos Ramirez      | DB   | 6-2  | 204 | Sr.   | 3L   | Shreveport, La. (Evangel Christian Academy)          |
| 9   | De'Vion Warren      | WR   | 5-10 | 180 | So.   | 1L   | Monroe, La. (Ouachita Parish HS)                     |
| 10  | Jordan Jones        | WR   | 6-1  | 180 | So.   | 1L   | Smackover, Ark. (Smackover HS)                       |
| 10  | Randy Ramsey        | DL   | 6-4  | 234 | Sr.   | 3L   | Fort Lauderdale, Fla. (Dillard HS)                   |
| 11  | Daulton Hyatt       | QB   | 6-4  | 196 | R-Fr. | RS   | Arab, Ala. (Etowah HS)                               |
| 11  | Ryan Pulley         | DB   | 5-11 | 198 | Jr.   | 2L   | Fort Myers, Fla. (Island Coast HS)                   |
| 13  | Nate Dalton         | DB   | 6-3  | 195 | Jr.   | 1L   | Baton Rouge, La. (Cypress Falls HS)                  |
| 13  | Connor Noland       | QB   | 6-2  | 207 | Fr.   | HS   | Greenwood, Ark. (Greenwood HS)                       |
| 14  | Chase Harrell       | WR   | 6-4  | 215 | Jr.   | TR   | Huffman, Texas (Kansas)                              |
| 14  | Britto Tutt         | DB   | 6-1  | 180 | Jr.   | 1L   | Augusta, Ga. (Ventura [Calif.] College)              |
| 14  | Jack Lindsey        | QB   | 6-2  | 195 | So.   | SQ   | Fayetteville, Ark. (Springdale HS)                   |
| 14  | Nathan Parodi       | DB   | 5-9  | 161 | Fr.   | HS   | Austin, Texas (Lake Travis HS)                       |
| 15  | LaDarius Bishop     | DB   | 6-0  | 196 | Fr.   | HS   | Ashdown, Ark. (Ashdown HS)                           |
| 15  | Cole Kelley         | QB   | 6-7  | 258 | So.   | 1L   | Lafayette, La. (Teurlings Catholic HS)               |
| 16  | La'Michael Pettway  | WR   | 6-2  | 219 | Jr.   | 2L   | Nashville, Ark. (Nashville HS)                       |
| 16  | Bumper Pool         | LB   | 6-2  | 223 | Fr.   | HS   | Lucas, Texas (Lovejoy HS)                            |
| 17  | Joe Foucha          | DB   | 5-11 | 198 | Fr.   | HS   | New Orleans, La. (McDonogh 35 HS)                    |
| 17  | Jimmie Stoudemire   | WR   | 6-2  | 205 | Jr.   | JC   | Prattville, Ala. (Riverside City [Calif.] College)   |
| 18  | Blake Johnson       | P    | 6-1  | 178 | Jr.   | 1L   | Long Beach, Calif. (Los Alamitos HS)                 |
| 18  | Myles Mason         | DB   | 6-2  | 208 | Fr.   | HS   | Trussville, Ala. (Hewitt-Trussville HS)              |
| 18  | Jeremy Patton       | TE   | 6-5  | 253 | Sr.   | 1L   | Indianapolis, Ind. (Arizona Western College)         |
| 19  | Courtne Alexander   | DL   | 6-5  | 239 | Fr.   | HS   | Owasso, Okla. (Owasso HS)                            |
| 19  | Connor Limpert      | K    | 6-1  | 175 | Jr.   | 2L   | Allen, Texas (Allen HS)                              |
| 19  | Tyson Morris        | WR   | 6-1  | 200 | R-Fr. | RS   | Helena-West Helena, Ark. (Fayetteville HS)           |
| 20  | Giovanni LaFrance   | LB   | 6-1  | 242 | So.   | SQ   | New Orleans, La. (Saint Augustine HS)                |
| 21  | Montaric Brown      | DB   | 6-0  | 187 | R-Fr. | RS   | Ashdown, Ark. (Ashdown HS)                           |
| 21  | Devwah Whaley       | RB   | 5-11 | 209 | Jr.   | 2L   | Beaumont, Texas (Central HS)                         |
| 22  | Deon Edwards        | LB   | 6-1  | 213 | So.   | 1L   | Clermont, Fla. (Lake Minneola HS)                    |
| 23  | Dre Greenlaw        | LB   | 6-0  | 227 | Sr.   | 3L   | Fayetteville, Ark. (Fayetteville HS)                 |
| 23  | Maleek Williams     | RB   | 5-11 | 226 | R-Fr. | RS   | Punta Gorda, Fla. (Charlotte HS)                     |
| 24  | Jarques McClellion  | DB   | 6-0  | 173 | R-Fr. | RS   | Lake Worth, Fla. (American Heritage School)          |
| 24  | Kasey Montrois      | RB   | 5-10 | 192 | R-Fr. | HS   | West Palm Beach, Fla. (Berean Christian HS)          |
| 25  | Micahh Smith        | DB   | 6-0  | 203 | So.   | 1L   | Marshall, Texas (Marshall HS)                        |
| 26  | Ryder Lucas         | DB   | 6-0  | 188 | Sr.   | 3L   | The Woodlands, Texas (The Woodlands College Park HS) |
| 27  | Hayden Henry        | LB   | 6-2  | 220 | So.   | 1L   | Little Rock, Ark. (Pulaski Academy)                  |
| 28  | Andrew Parker       | LB   | 6-2  | 238 | Fr.   | HS   | New Orleans, La. (Sophie B. Wright HS)               |
| 28  | Reid Bauer          | P    | 5-11 | 198 | Fr.   | HS   | Magnolia, Texas (Magnolia HS)                        |
| 29  | Derrick Munson      | DB   | 5-11 | 200 | So.   | 1L   | New Orleans, La. (Archbishop Rummel HS)              |
| 30  | Kevin Richardson    | DB   | 5-11 | 180 | Sr.   | 3L   | Jacksonville, Fla. (Jacksonville HS)                 |
| 31  | Grant Morgan        | LB   | 5-11 | 220 | So.   | 1L   | Greenwood, Ark. (Greenwood HS)                       |
| 32  | Jordon Curtis       | DB   | 6-0  | 179 | R-Fr. | RS   | Jenks, Okla. (Jenks HS)                              |
| 32  | Hayden Johnson      | FB   | 6-2  | 249 | Jr.   | 2L   | Columbia, Mo. (Rock Bridge HS)                       |
| 33  | Dee Walker          | LB   | 6-2  | 216 | So.   | 1L   | Moultrie, Ga. (Colquitt County HS)                   |
| 34  | Kendrick Jackson    | FB   | 6-0  | 259 | Sr.   | 3L   | Haynesville, La. (Haynesville HS)                    |
| 34  | Tyler Phillips      | LB   | 6-1  | 219 | Jr.   | 1L   | North Little Rock, Ark. (North Little Rock HS)       |
| 35  | Matt Berry          | DB   | 5-10 | 197 | Jr.   | TR   | Booneville, Ark. (Ouachita Baptist University)       |
| 35  | Cooper Lucas        | LB   | 5-10 | 225 | Fr.   | HS   | Lamar, Mo. (Lamar HS)                                |
| 36  | D'Vone McClure      | LB   | 6-2  | 215 | So.   | 1L   | Rixey, Ark. (Jacksonville HS)                        |
| 37  | Brenden Young       | DB   | 6-1  | 198 | Jr.   | 1L   | Little Rock, Ark. (Ouachita Baptist University)      |
| 38  | Jonathan Meadors    | WR   | 5-8  | 165 | Fr.   | HS   | Plano, Texas (Plano East HS)                         |
| 38  | Jayden Minchew      | DB   | 6-1  | 190 | So.   | TR   | Springdale, Ark. (Dartmouth)                         |
| 39  | Colton Chapin       | DB   | 5-11 | 170 | Fr.   | HS   | Carrollton, Texas (Hebron HS)                        |
| 39  | Thomas Muldrow      | WR   | 5-11 | 190 | Fr.   | HS   | Gurdon, Ark. (Prescott HS)                           |



## NUMERICAL ROSTER

| No. | Name              | Pos. | Ht.  | Wt. | Cl.   | Exp. | Hometown (Previous School)                        |
|-----|-------------------|------|------|-----|-------|------|---|
| 40  | Trey Purifoy      | TE   | 6-7  | 237 | Jr.   | TR   | Little Rock, Ark. (Ouachita Baptist University)   |
| 42  | Jonathan Marshall | DL   | 6-3  | 293 | So.   | 1L   | Shepherd, Texas (Shepherd HS)                     |
| 43  | Jake Kuykendall   | DB   | 5-10 | 181 | Fr.   | HS   | Charleston, Ark. (Charleston HS)                  |
| 43  | George Madden     | LS   | 6-1  | 207 | Jr.   | SQ   | Blanchard, Okla. (Blanchard HS)                   |
| 44  | Austin Cantrell   | TE   | 6-3  | 263 | Jr.   | 2L   | Roland, Okla. (Roland HS)                         |
| 44  | Cameron Vail      | DB   | 6-1  | 180 | Fr.   | HS   | Bryant, Ark. (Bryant HS)                          |
| 45  | Simeon Blair      | DB   | 5-10 | 201 | Fr.   | HS   | Pine Bluff, Ark. (Pine Bluff HS)                  |
| 46  | Damani Carter     | DL   | 5-11 | 248 | Jr.   | 1L   | Fayetteville, Ark. (Fayetteville HS)              |
| 47  | Tyler Pennington  | LB   | 5-10 | 222 | R-Fr. | RS   | Cary, Ill. (Cary-Grove HS)                        |
| 48  | Nicholas Fulwider | DL   | 6-7  | 260 | Fr.   | HS   | Tyrone, Ga. (Sandy Creek HS)                      |
| 48  | Jordan Silver     | LS   | 6-1  | 217 | R-Fr. | RS   | Branson, Mo. (Branson HS)                         |
| 49  | McKinley Williams | LB   | 6-4  | 196 | Fr.   | HS   | Sheridan, Ark. (Sheridan HS)                      |
| 51  | Hjalte Froholdt   | OL   | 6-5  | 315 | Sr.   | 3L   | Svendborg, Denmark (IMG [Fla.] Academy)           |
| 52  | T.J. Smith        | DL   | 6-3  | 304 | Jr.   | 2L   | Moultrie, Ga. (Colquitt County HS)                |
| 54  | Austin Capps      | OL   | 6-4  | 311 | Jr.   | 2L   | Star City, Ark. (Star City HS)                    |
| 54  | Terrell Collins   | LB   | 6-0  | 245 | So.   | SQ   | St. Louis, Mo. (Iowa Western CC)                  |
| 57  | Shane Clenin      | OL   | 6-6  | 302 | R-Fr. | RS   | Festus, Mo. (Jefferson HS)                        |
| 58  | Griffin Hunt      | DL   | 6-4  | 222 | Fr.   | HS   | Lucas, Texas (Lovejoy HS)                         |
| 60  | Brian Wallace     | OL   | 6-6  | 318 | Sr.   | 3L   | Florissant, Mo. (Christian Brothers College HS)   |
| 62  | Johnny Gibson Jr. | OL   | 6-4  | 324 | Sr.   | 2L   | Dumas, Ark. (Dumas HS)                            |
| 64  | Audry Horn        | OL   | 6-2  | 290 | R-Fr. | RS   | Benton, Ark. (Little Rock Catholic HS)            |
| 66  | Ty Clary          | OL   | 6-4  | 287 | So.   | 1L   | Fayetteville, Ark. (Fayetteville HS)              |
| 67  | Tyler Hall        | OL   | 6-4  | 292 | So.   | SQ   | Maumelle, Ark. (Maumelle HS)                      |
| 68  | Kirby Adcock      | OL   | 6-5  | 280 | R-Fr. | RS   | Nashville, Ark. (Nashville HS)                    |
| 69  | Dylan Hays        | OL   | 6-3  | 294 | So.   | 1L   | Little Rock, Ark. (Little Rock Christian Academy) |
| 71  | Ryan Winkel       | OL   | 6-6  | 286 | Fr.   | HS   | Memphis, Tenn. (Christian Brothers HS)            |
| 73  | Noah Gatlin       | OL   | 6-7  | 293 | Fr.   | HS   | Jonesboro, Ark. (Jonesboro HS)                    |
| 73  | Deion Malone      | OL   | 6-3  | 293 | Sr.   | SQ   | Batesville, Miss. (Northwest CC)                  |
| 74  | Colton Jackson    | OL   | 6-5  | 301 | Jr.   | 2L   | Conway, Ark. (Conway HS)                          |
| 75  | Silas Robinson    | OL   | 6-4  | 308 | Fr.   | HS   | Yoakum, Texas (Yoakum HS)                         |
| 78  | Dalton Wagner     | OL   | 6-9  | 300 | R-Fr. | RS   | Spring Grove, Ill. (Richmond Burton HS)           |
| 79  | Jalen Merrick     | OL   | 6-4  | 318 | Jr.   | 2L   | Oak Hill, Fla. (New Smyrna Beach HS)              |
| 80  | Matthew Phillips  | P    | 5-10 | 180 | Fr.   | HS   | Brentwood, Tenn. (Brentwood HS)                   |
| 81  | Jarrold Barnes    | WR   | 5-11 | 183 | So.   | SQ   | Cabot, Ark. (Cabot HS)                            |
| 82  | Gary Cross        | WR   | 6-1  | 188 | Sr.   | 1L   | Fordyce, Ark. (Hutchinson [Kan.] CC)              |
| 83  | Preston Stafford  | K    | 5-10 | 166 | Fr.   | HS   | Baton Rouge, La. (Catholic HS)                    |
| 84  | Peyton Ausley     | WR   | 6-2  | 176 | Fr.   | HS   | Austin, Texas (Vandegrift High School)            |
| 85  | Cheyenne O'Grady  | TE   | 6-4  | 251 | Jr.   | 1L   | Fayetteville, Ark. (Fayetteville HS)              |
| 86  | Jamario Bell      | DL   | 6-5  | 247 | Jr.   | SQ   | Junction City, Ark. (Junction City HS)            |
| 86  | Tobias Enlow      | WR   | 6-2  | 207 | So.   | SQ   | North Little Rock, Ark. (North Little Rock HS)    |
| 87  | Blake Kern        | TE   | 6-4  | 257 | So.   | SQ   | Lamar, Ark. (Lamar HS)                            |
| 89  | Grayson Gunter    | TE   | 6-6  | 238 | So.   | 1L   | Madison, Miss. (Madison Central HS)               |
| 90  | Armon Watts       | DL   | 6-5  | 298 | Sr.   | 1L   | St. Louis, Mo. (Christian Brothers College HS)    |
| 91  | Michael Taylor II | DL   | 6-2  | 248 | Sr.   | SQ   | Orlando, Fla. (Riverside City [Calif.] College)   |
| 92  | Elias Hale        | DL   | 6-4  | 237 | So.   | SQ   | Fayetteville, Ark. (Fayetteville HS)              |
| 93  | Chad Stephens     | P    | 5-11 | 188 | So.   | SQ   | Owasso, Okla. (Dodge City CC)                     |
| 93  | Isaiah Nichols    | DL   | 6-3  | 273 | Fr.   | HS   | Springdale, Ark. (Springdale HS)                  |
| 94  | David Porter      | DL   | 6-3  | 262 | R-Fr. | RS   | Little Rock, Ark. (Joe T. Robinson HS)            |
| 99  | Billy Ferrell     | DL   | 6-3  | 343 | Fr.   | HS   | Fordyce, Ark. (Fordyce HS)                        |

Roster by Class: Senior - 15 | Junior - 30 | Sophomore - 30 | Freshman - 44

## FOOTBALL STAFF

### Coaching Staff

|  |            |
|--|------------|
| Chad Morris   Head Coach                 | 1st Season |
| John Chavis   Defensive Coordinator/LBs  | 1st Season |
| Joe Craddock   Offensive Coordinator/QBs | 1st Season |
| Steve Caldwell   Defensive Line          | 1st Season |
| Ron Cooper   Secondary                   | 1st Season |
| Dustin Fry   Offensive Line              | 1st Season |
| Barry Lunney Jr.   Tight Ends            | 6th Season |
| John Scott Jr.   Defensive Line          | 2nd Season |
| Jeff Traylor   Associate Head Coach/RBs  | 1st Season |
| Mark Smith   Secondary                   | 1st Season |
| Justin Stepp   Wide Receivers            | 1st Season |

### Graduate Assistants

|                           |            |
|---------------------------|------------|
| Kelvin Bolden   Offense   | 1st Season |
| Ty Gatson   Offense       | 1st Season |
| Imarjaye Albury   Defense | 1st Season |
| Eric Ponio   Defense      | 1st Season |

### Quality Control/Analysts

|                              |            |
|------------------------------|------------|
| Tanner Burns   Special Teams | 5th Season |
| Jordan Traylor   Offense     | 1st Season |
| Will Bryant   Offense        | 1st Season |
| Xavier Adibi   Defense       | 1st Season |
| Corey Chamblin   Defense     | 1st Season |
| John Roberts   Defense       | 4th Season |
| GJ Kinne   Offensive Analyst | 1st Season |

### Support Staff

|   |            |
|---|------------|
| Randy Ross   Football Operations          | 1st Season |
| Trumain Carroll   Strength & Conditioning | 1st Season |
| Dave Polanski   Athletic Training         | 1st Season |
| Taylor Edwards   Recruiting               | 1st Season |
| Bobby Allen   HS/NFL Relations            | 6th Season |
| Sam Ogden   Video                         | 1st Season |
| Jake Rosch   Equipment                    | 5th Season |

## ALPHABETICAL ROSTER

| No. | Name               | Pos. |
|-----|--------------------|------|
| 36  | D'Vone McClure     | LB   |
| 79  | Jalen Merrick      | OL   |
| 38  | Jayden Minchew     | DB   |
| 24  | Kasey Monstros     | RB   |
| 31  | Grant Morgan       | LB   |
| 19  | Tyson Morris       | WR   |
| 39  | Thomas Muldrow     | WR   |
| 29  | Derrick Munson     | DB   |
| 93  | Isaiah Nichols     | DL   |
| 13  | Connor Noland      | QB   |
| 85  | Cheyenne O'Grady   | TE   |
| 28  | Andrew Parker      | LB   |
| 14  | Nathan Parodi      | DB   |
| 18  | Jeremy Patton      | TE   |
| 16  | La'Michael Pettway | WR   |
| 47  | Tyler Pennington   | LB   |
| 80  | Matthew Phillips   | P    |
| 34  | Tyler Phillips     | LB   |
| 16  | Bumper Pool        | LB   |
| 94  | David Porter       | DL   |
| 11  | Ryan Pulley        | DB   |
| 40  | Trey Purifoy       | TE   |
| 9   | Santos Ramirez     | DB   |
| 10  | Randy Ramsey       | DL   |
| 6   | Gabe Richardson    | DL   |
| 30  | Kevin Richardson   | DB   |
| 75  | Silas Robinson     | OL   |
| 48  | Jordan Silver      | LS   |
| 25  | Micahh Smith       | DB   |
| 52  | T.J. Smith         | DL   |
| 83  | Preston Stafford   | K    |
| 92  | Chad Stephens      | P    |
| 3   | Deon Stewart       | WR   |
| 4   | Ty Storey          | QB   |
| 17  | Jimmie Stoudemire  | WR   |
| 91  | Michael Taylor II  | DL   |
| 14  | Britto Tutt        | DB   |
| 44  | Cameron Vail       | DB   |
| 78  | Dalton Wagner      | OL   |
| 33  | Dee Walker         | LB   |
| 60  | Brian Wallace      | OL   |
| 9   | De'Vion Warren     | WR   |
| 90  | Armon Watts        | DL   |
| 21  | Devwah Whaley      | RB   |
| 49  | McKinley Williams  | LB   |
| 71  | Ryan Winkel        | OL   |
| 23  | Maleek Williams    | RB   |
| 8   | Michael Woods      | WR   |
| 37  | Brenden Young      | DB   |

## PRONUNCIATIONS

|                    |                   |
|--------------------|-------------------|
| Courtne Alexander  | core-TRAY         |
| McTelvin Agim      | UH-geem           |
| Peyton Ausley      | OZ-lee            |
| Jarrold Barnes     | JUH-rod           |
| Chevin Calloway    | Ch-evin           |
| Tobias Enlow       | N-low             |
| Joseph Foucha      | foo-SHAY          |
| Hjalte Froholdt    | YELL-duh FRO-holt |
| De'Jon Harris      | DEE-jhon          |
| Koilan Jackson     | Coy-Lynn          |
| Barry Lunney Jr.   | LUHN-ee           |
| Jarques McClellion | JAR-kezz          |
| D'Vone McClure     | de-VON            |
| Nathan Parodi      | pa-ro-DEE         |
| Britto Tutt        | BREE-toe          |
| Devwah Whaley      | DEV-wah           |



## McTELVIN AGIM

3

Defensive Line | 6-3 | 279 | Junior  
Texarkana, Texas | Hope (Ark.) HS

### QUICK HITS

- Recorded at least 0.5 TFL in 19 of 32 career games, including six of the last nine.
- Arkansas' active career leader in tackles for loss (17.0).
- Recorded a season high six tackles against Alabama (10/6/18).
- Tied his career high in tackles (9) against Mississippi State (11/24/17).
- One of four SEC players to force multiple fumbles in a conference game last season.

### CAREER STATS

|              | GP/GS        | UA        | A         | ToT       | TFL-YDS        | SCK-YDS       | FF       | FR-YDS     | INT-YDS    | QBH       | BRUP     |
|--------------|--------------|-----------|-----------|-----------|----------------|---------------|----------|------------|------------|-----------|----------|
| 2016         | 13/5         | 8         | 19        | 27        | 5.5-23         | 2.5-13        | 0        | 0-0        | 0-0        | 2         | 0        |
| 2017         | 12/11        | 15        | 22        | 37        | 7.5-33         | 2.5-19        | 2        | 0-0        | 0-0        | 3         | 3        |
| 2018         | 7/7          | 13        | 11        | 24        | 4.0-16         | 1.0-6         | 2        | 1-0        | 0-0        | 7         | 1        |
| <b>TOTAL</b> | <b>32/23</b> | <b>36</b> | <b>52</b> | <b>88</b> | <b>17.0-72</b> | <b>6.0-38</b> | <b>4</b> | <b>1-0</b> | <b>0-0</b> | <b>12</b> | <b>4</b> |

### GAME-BY-GAME STATS

|                      | GP/GS      | UA        | A         | ToT       | TFL-YDS       | SCK-YDS      | FF       | FR-YDS     | INT-YDS    | QBH      | BRUP     |
|----------------------|------------|-----------|-----------|-----------|---------------|--------------|----------|------------|------------|----------|----------|
| EASTERN ILLINOIS     | 1/1        | 2         | 1         | 3         | 1.0-1         | 0.0-0        | 0        | 0-0        | 0-0        | 2        | 1        |
| at Colorado State    | 1/1        | 2         | 2         | 4         | 1.0-7         | 0.0-0        | 2        | 1-0        | 0-0        | 2        | 0        |
| NORTH TEXAS          | 1/1        | 1         | 1         | 2         | 0.5-1         | 0.0-0        | 0        | 0-0        | 0-0        | 3        | 0        |
| at Auburn            | 1/1        | 3         | 0         | 3         | 1.0-6         | 1.0-6        | 0        | 0-0        | 0-0        | 0        | 0        |
| vs. Texas A&M        | 1/1        | 2         | 1         | 3         | 0.0-0         | 0.0-0        | 0        | 0-0        | 0-0        | 0        | 0        |
| ALABAMA              | 1/1        | 1         | 5         | 6         | 0.5-1         | 0.0-0        | 0        | 0-0        | 0-0        | 0        | 0        |
| OLE MISS             | 1/1        | 2         | 1         | 3         | 0.0-0         | 0.0-0        | 0        | 0-0        | 0-0        | 0        | 0        |
| TULSA                |            |           |           |           |               |              |          |            |            |          |          |
| VANDERBILT           |            |           |           |           |               |              |          |            |            |          |          |
| LSU                  |            |           |           |           |               |              |          |            |            |          |          |
| at Mississippi State |            |           |           |           |               |              |          |            |            |          |          |
| at Missouri          |            |           |           |           |               |              |          |            |            |          |          |
| <b>TOTAL</b>         | <b>7/7</b> | <b>13</b> | <b>11</b> | <b>24</b> | <b>4.0-16</b> | <b>1.0-6</b> | <b>2</b> | <b>1-0</b> | <b>0-0</b> | <b>7</b> | <b>1</b> |

### SEASON HIGHS

|                  |                                   |
|------------------|-----------------------------------|
| Tackles          | 6 vs. Alabama (10/6/18)           |
| Tackles For Loss | 1.0 (3x) last at Auburn (9/22/18) |
| Sacks            | 1.0 at Auburn (9/22/18)           |
| QB Hurries       | 3 vs. North Texas (9/15/18)       |
| Pass Breakups    | 1 vs. Eastern Illinois (9/1/18)   |
| Forced Fumbles   | 2 at Colorado State (9/8/18)      |

### CAREER HIGHS

|                  |  |
|------------------|--|
| Tackles          | 9 vs. TCU (9/9/17)                     |
| Tackles For Loss | 2.5 vs. Mississippi State (11/18/17)   |
| Sacks            | 1.0 (5x) last at Auburn (9/22/18)      |
| QB Hurries       | 3 vs. North Texas (9/15/18)            |
| Pass Breakups    | 1 (4x) vs. Eastern Illinois (9/1/18)   |
| Forced Fumbles   | 2 (2x) last at Colorado State (9/8/18) |



## RAKEEM BOYD

5

Running Back | 6-0 | 200 | Sophomore  
Stratford, Texas | Independence CC (Kansas)

### QUICK HITS

- First Hog to have 100+ rushing yards against Alabama since Darren McFadden's 195 in 2007.
- Just the 15<sup>th</sup> player to have 100+ rushing yards against Alabama since 2007.
- Fourth player since 2007 to average 6.8 or more ypc on more than 15 carries against Alabama.
- Averaged 6.8 yards per carry against an Alabama D that has given up 3.9 ypc this year.
- 69 yard touchdown run against Ole Miss is Arkansas' longest play from scrimmage.

### CAREER STATS

|       | RUSHING |     |     |     |    |     | RECEIVING |     |     |    |     |  |
|-------|---------|-----|-----|-----|----|-----|-----------|-----|-----|----|-----|--|
|       | GP/GS   | ATT | YDS | AVG | TD | LNG | REC       | YDS | AVG | TD | LNG |  |
| 2018  | 7/3     | 53  | 403 | 7.6 | 1  | 69  | 15        | 140 | 9.3 | 0  | 38  |  |
| TOTAL | 7/3     | 53  | 403 | 7.6 | 1  | 69  | 15        | 140 | 9.3 | 0  | 38  |  |

### GAME-BY-GAME STATS

|                      | RUSHING |     |     |      |    |     | RECEIVING |     |      |    |     |  |
|----------------------|---------|-----|-----|------|----|-----|-----------|-----|------|----|-----|--|
|                      | GP/GS   | ATT | YDS | AVG  | TD | LNG | REC       | YDS | AVG  | TD | LNG |  |
| EASTERN ILLINOIS     | 1/0     | 6   | 12  | 2.0  | 0  | 7   | 1         | 8   | 8.0  | 0  | 8   |  |
| at Colorado State    | 1/0     | 7   | 67  | 9.6  | 0  | 36  | 0         | 0   | 0.0  | 0  | 0   |  |
| NORTH TEXAS          | 1/0     | 0   | 0   | 0.0  | 0  | 0   | 1         | 0   | 0.0  | 0  | 0   |  |
| at Auburn            | 1/0     | 8   | 66  | 8.2  | 0  | 45  | 2         | 39  | 19.5 | 0  | 33  |  |
| vs. Texas A&M        | 1/1     | 10  | 47  | 4.7  | 0  | 25  | 4         | 33  | 8.3  | 0  | 11  |  |
| ALABAMA              | 1/1     | 15  | 102 | 6.8  | 0  | 32  | 5         | 24  | 4.8  | 0  | 21  |  |
| OLE MISS             | 1/1     | 7   | 109 | 15.6 | 1  | 69  | 2         | 36  | 18.0 | 0  | 38  |  |
| TULSA                |         |     |     |      |    |     |           |     |      |    |     |  |
| VANDERBILT           |         |     |     |      |    |     |           |     |      |    |     |  |
| LSU                  |         |     |     |      |    |     |           |     |      |    |     |  |
| at Mississippi State |         |     |     |      |    |     |           |     |      |    |     |  |
| at Missouri          |         |     |     |      |    |     |           |     |      |    |     |  |
| TOTAL                | 7/3     | 53  | 403 | 7.6  | 1  | 69  | 15        | 140 | 9.3  | 0  | 38  |  |

### SEASON HIGHS

|                      |                                |
|----------------------|--------------------------------|
| Rushes               | 15 vs. Alabama (10/6/18)       |
| Rushing Yards        | 109 vs. Ole Miss (10/13/18)    |
| Rushing Touchdowns   | 1 vs. Ole Miss (10/13/18)      |
| Long Rush            | 69 vs. Ole Miss (10/13/18)     |
| 100-Yard Games       | 2 last vs. Ole Miss (10/13/18) |
| Receptions           | 5 vs. Alabama (10/6/18)        |
| Receiving Yards      | 39 at Auburn (9/22/18)         |
| Receiving Touchdowns | None                           |
| Long Reception       | 38 vs. Ole Miss (10/13/18)     |

### CAREER HIGHS

|                      |                                |
|----------------------|--------------------------------|
| Rushes               | 15 vs. Alabama (10/6/18)       |
| Rushing Yards        | 109 vs. Ole Miss (10/13/18)    |
| Rushing Touchdowns   | 1 vs. Ole Miss (10/13/18)      |
| Long Rush            | 69 vs. Ole Miss (10/13/18)     |
| 100-Yard Games       | 2 last vs. Ole Miss (10/13/18) |
| Receptions           | 5 vs. Alabama (10/6/18)        |
| Receiving Yards      | 39 at Auburn (9/22/18)         |
| Receiving Touchdowns | None                           |
| Long Reception       | 38 vs. Ole Miss (10/13/18)     |



## AUSTIN CANTRELL

44

**Tight End | 6-3 | 253 | Junior**  
Roland, Okla. | Roland HS

### QUICK HITS

- 42 yard catch vs. EIU is longest by Hog TE since Hunter Henry's 43 yarder against K-State (1/2/16).
- Recorded a catch in 22 of 32 career games.
- Caught a 1-yard TD pass from Rawleigh Williams III at Mississippi State (11/19/16).
- Only player on roster who is married.

### CAREER STATS

|              | GP/GS        | RECEIVING |            |            |          |           | RUSHING  |           |            |          |          |
|--------------|--------------|-----------|------------|------------|----------|-----------|----------|-----------|------------|----------|----------|
|              |              | REC       | YDS        | AVG        | TD       | LNG       | ATT      | YDS       | AVG        | TD       | LNG      |
| 2016         | 13/5         | 13        | 120        | 9.2        | 2        | 32        | 0        | 0         | 0.0        | 0        | 0        |
| 2017         | 12/10        | 13        | 85         | 6.5        | 0        | 31        | 4        | 15        | 3.8        | 1        | 5        |
| 2018         | 7/6          | 6         | 90         | 15.0       | 1        | 42        | 0        | 0         | 0.0        | 0        | 0        |
| <b>TOTAL</b> | <b>32/21</b> | <b>32</b> | <b>295</b> | <b>9.2</b> | <b>3</b> | <b>42</b> | <b>4</b> | <b>26</b> | <b>3.8</b> | <b>1</b> | <b>5</b> |

### GAME-BY-GAME STATS

|                      | GP/GS      | RECEIVING |           |             |          |           | RUSHING  |          |            |          |          |
|----------------------|------------|-----------|-----------|-------------|----------|-----------|----------|----------|------------|----------|----------|
|                      |            | REC       | YDS       | AVG         | TD       | LNG       | ATT      | YDS      | AVG        | TD       | LNG      |
| EASTERN ILLINOIS     | 1/1        | 2         | 53        | 26.5        | 1        | 42        | 0        | 0        | 0.0        | 0        | 0        |
| at Colorado State    | 1/1        | 1         | 10        | 10.0        | 0        | 0         | 0        | 0        | 0.0        | 0        | 0        |
| NORTH TEXAS          | 1/1        | 0         | 0         | 0.0         | 0        | 0         | 0        | 0        | 0.0        | 0        | 0        |
| at Auburn            | 1/1        | 1         | 6         | 6.0         | 0        | 6         | 0        | 0        | 0.0        | 0        | 0        |
| vs. Texas A&M        | 1/1        | 0         | 0         | 0.0         | 0        | 0         | 0        | 0        | 0.0        | 0        | 0        |
| ALABAMA              | 1/1        | 2         | 21        | 10.5        | 0        | 20        | 0        | 0        | 0.0        | 0        | 0        |
| OLE MISS             | 1/0        | 0         | 0         | 0.0         | 0        | 0         | 0        | 0        | 0.0        | 0        | 0        |
| TULSA                |            |           |           |             |          |           |          |          |            |          |          |
| VANDERBILT           |            |           |           |             |          |           |          |          |            |          |          |
| LSU                  |            |           |           |             |          |           |          |          |            |          |          |
| at Mississippi State |            |           |           |             |          |           |          |          |            |          |          |
| at Missouri          |            |           |           |             |          |           |          |          |            |          |          |
| <b>TOTAL</b>         | <b>7/6</b> | <b>6</b>  | <b>90</b> | <b>15.0</b> | <b>1</b> | <b>42</b> | <b>0</b> | <b>0</b> | <b>0.0</b> | <b>0</b> | <b>0</b> |

### SEASON HIGHS

Receptions ..... 2 (2x) last vs. Alabama (10/6/18)  
 Receiving Yards ..... 53 vs. Eastern Illinois (9/1/18)  
 Receiving Touchdowns ..... 1 vs. Eastern Illinois (9/1/18)  
 Long Reception ..... 42 vs. Eastern Illinois (9/1/18)  
 Rushes ..... None  
 Rushing Yards ..... None  
 Rushing Touchdowns ..... None

### CAREER HIGHS

Receptions ..... 3 at Ole Miss (10/28/17)  
 Receiving Yards ..... 53 vs. Eastern Illinois (9/1/18)  
 Receiving Touchdowns ..... 1 (3x) last vs. Eastern Illinois (9/1/18)  
 Long Reception ..... 42 vs. Eastern Illinois (9/1/18)  
 Rushes ..... 3 vs. Coastal Carolina (11/4/17)  
 Rushing Yards ..... 13 vs. Coastal Carolina (11/4/17)  
 Rushing Touchdowns ..... 1 vs. Coastal Carolina (11/4/17)



## CHEVIN CALLOWAY

1

**Defensive Back | 5-10 | 190 | Sophomore**  
Dallas, Texas | Bishop Dunne HS

### QUICK HITS

- Made first career start against EIU (9/1/18) after seeing action in all 12 games last season.
- Played a career high 63 snaps in the season finale against Missouri (11/24/17).
- Consensus four-star prospect and chose Arkansas over Alabama, LSU and others.

### CAREER STATS

|              | GP/GS       | UA        | A        | ToT       | TFL-YDS    | SCK-YDS    | FF       | FR-YDS     | INT-YDS    | QBH      | BRUP     |
|--------------|-------------|-----------|----------|-----------|------------|------------|----------|------------|------------|----------|----------|
| 2017         | 12/0        | 8         | 2        | 10        | 0.0-0      | 0.0-0      | 0        | 0-0        | 0-0        | 0        | 2        |
| 2018         | 2/2         | 3         | 4        | 7         | 0.0-0      | 0.0-0      | 1        | 2-0        | 0-0        | 0        | 0        |
| <b>TOTAL</b> | <b>14/2</b> | <b>11</b> | <b>6</b> | <b>17</b> | <b>0-0</b> | <b>0-0</b> | <b>1</b> | <b>2-0</b> | <b>0-0</b> | <b>0</b> | <b>2</b> |

### GAME-BY-GAME STATS

|                      | GP/GS      | UA       | A        | ToT      | TFL-YDS      | SCK-YDS      | FF       | FR-YDS     | INT-YDS    | QBH      | BRUP     |
|----------------------|------------|----------|----------|----------|--------------|--------------|----------|------------|------------|----------|----------|
| EASTERN ILLINOIS     | 1/1        | 2        | 2        | 4        | 0.0-0        | 0.0-0        | 1        | 2-0        | 0-0        | 0        | 0        |
| at Colorado State    | 1/1        | 1        | 2        | 3        | 0.0-0        | 0.0-0        | 0        | 0-0        | 0-0        | 0        | 0        |
| NORTH TEXAS          | -/-        | -        | -        | -        | -            | -            | -        | -          | -          | -        | -        |
| at Auburn            | -/-        | -        | -        | -        | -            | -            | -        | -          | -          | -        | -        |
| vs. Texas A&M        | -/-        | -        | -        | -        | -            | -            | -        | -          | -          | -        | -        |
| ALABAMA              | -/-        | -        | -        | -        | -            | -            | -        | -          | -          | -        | -        |
| OLE MISS             | -/-        | -        | -        | -        | -            | -            | -        | -          | -          | -        | -        |
| TULSA                |            |          |          |          |              |              |          |            |            |          |          |
| VANDERBILT           |            |          |          |          |              |              |          |            |            |          |          |
| LSU                  |            |          |          |          |              |              |          |            |            |          |          |
| at Mississippi State |            |          |          |          |              |              |          |            |            |          |          |
| at Missouri          |            |          |          |          |              |              |          |            |            |          |          |
| <b>TOTAL</b>         | <b>2/2</b> | <b>3</b> | <b>4</b> | <b>7</b> | <b>0.0-0</b> | <b>0.0-0</b> | <b>1</b> | <b>2-0</b> | <b>0-0</b> | <b>0</b> | <b>0</b> |

### SEASON HIGHS

Tackles ..... 4 vs. Eastern Illinois (9/1/18)  
 Tackles For Loss ..... None  
 Sacks ..... None  
 Interceptions ..... None  
 Interception Return Yards ..... None  
 QB Hurries ..... None  
 Pass Breakups ..... None  
 Forced Fumbles ..... 1 vs. Eastern Illinois (9/1/18)  
 Fumble Recoveries ..... 2 vs. Eastern Illinois (9/1/18)

### CAREER HIGHS

Tackles ..... 5 vs. Missouri (11/24/17)  
 Tackles For Loss ..... None  
 Sacks ..... None  
 Interceptions ..... None  
 Interception Return Yards ..... None  
 QB Hurries ..... 2 vs. Missouri (11/24/17)  
 Pass Breakups ..... None  
 Forced Fumbles ..... 1 vs. Eastern Illinois (9/1/18)  
 Fumble Recoveries ..... vs. Eastern Illinois (9/1/18)



## JARED CORNELIUS

1

Wide Receiver | 5-11 | 203 | Senior  
Shreveport, La. | Evangel Christian Academy



### QUICK HITS

- Had multiple catches in back-to-back games for the first time since Nov. 19-25, 2016.
- His two receptions against North Texas were his first since 9/23/17 against Texas A&M.
- Has recorded a catch in 23 of the last 27 games played, including three-straight.
- Dating back to the 2016 season, 28 of his 42 catches have resulted in a first down or TD.
- Led the team in catches of 30+ yards (5), 25+ yards (7) and 20+ yards (11) in 2016.

### CAREER STATS

|       | RECEIVING |     |       |      |    | RUSHING |     |     |      |    | PUNT RETURN |     |     |    |     |
|-------|-----------|-----|-------|------|----|---------|-----|-----|------|----|-------------|-----|-----|----|-----|
|       | GP/GS     | REC | YDS   | AVG  | TD | LNG     | ATT | YDS | AVG  | TD | LNG         | RET | YDS | TD | LNG |
| 2014  | 13/0      | 18  | 212   | 11.8 | 2  | 38      | 5   | 23  | 4.6  | 0  | 11          | 9   | 91  | 0  | 35  |
| 2015  | 9/6       | 24  | 393   | 16.4 | 3  | 58      | 7   | 112 | 16.0 | 2  | 69          | 7   | 93  | 0  | 43  |
| 2016  | 11/4      | 32  | 515   | 16.1 | 4  | 57      | 13  | 53  | 4.1  | 1  | 14          | 12  | 85  | 0  | 21  |
| 2017  | 3/2       | 5   | 43    | 8.6  | 1  | 15      | 0   | 0   | 0.0  | 0  | 0           | 0   | 0   | 0  | 0   |
| 2018  | 7/3       | 5   | 53    | 10.6 | 0  | 14      | 0   | 0   | 0.0  | 0  | 0           | 0   | 0   | 0  | 0   |
| TOTAL | 42/14     | 84  | 1,216 | 14.5 | 10 | 58      | 25  | 188 | 7.5  | 3  | 69          | 28  | 269 | 0  | 43  |

### GAME-BY-GAME STATS

|                      | RECEIVING |     |     |      |    | RUSHING |     |     |     |    | PUNT RETURN |     |     |    |     |
|----------------------|-----------|-----|-----|------|----|---------|-----|-----|-----|----|-------------|-----|-----|----|-----|
|                      | GP/GS     | REC | YDS | AVG  | TD | LNG     | ATT | YDS | AVG | TD | LNG         | RET | YDS | TD | LNG |
| EASTERN ILLINOIS     | 1/1       | 0   | 0   | 0.0  | 0  | 0       | 0   | 0   | 0.0 | 0  | 0           | 0   | 0   | 0  | 0   |
| at Colorado State    | 1/0       | 0   | 0   | 0.0  | 0  | 0       | 0   | 0   | 0.0 | 0  | 0           | 0   | 0   | 0  | 0   |
| NORTH TEXAS          | 1/0       | 2   | 27  | 13.5 | 0  | 14      | 0   | 0   | 0.0 | 0  | 0           | 0   | 0   | 0  | 0   |
| at Auburn            | 1/1       | 2   | 15  | 7.5  | 0  | 11      | 0   | 0   | 0.0 | 0  | 0           | 0   | 0   | 0  | 0   |
| vs. Texas A&M        | 1/0       | 1   | 11  | 11.0 | 0  | 11      | 0   | 0   | 0.0 | 0  | 0           | 0   | 0   | 0  | 0   |
| ALABAMA              | 1/0       | 0   | 0   | 0.0  | 0  | 0       | 0   | 0   | 0.0 | 0  | 0           | 0   | 0   | 0  | 0   |
| OLE MISS             | 1/1       | 0   | 0   | 0.0  | 0  | 0       | 0   | 0   | 0.0 | 0  | 0           | 0   | 0   | 0  | 0   |
| TULSA                |           |     |     |      |    |         |     |     |     |    |             |     |     |    |     |
| VANDERBILT           |           |     |     |      |    |         |     |     |     |    |             |     |     |    |     |
| LSU                  |           |     |     |      |    |         |     |     |     |    |             |     |     |    |     |
| at Mississippi State |           |     |     |      |    |         |     |     |     |    |             |     |     |    |     |
| at Missouri          |           |     |     |      |    |         |     |     |     |    |             |     |     |    |     |
| TOTAL                | 7/3       | 5   | 53  | 10.6 | 0  | 14      | 0   | 0   | 0.0 | 0  | 0           | 0   | 0   | 0  | 0   |

### SEASON HIGHS

|                   |                                 |
|-------------------|---------------------------------|
| Receptions        | 2 (2x) last at Auburn (9/22/18) |
| Receiving Yards   | 27 vs. North Texas (9/15/18)    |
| Receiving TDs     | 14 vs. North Texas (9/15/18)    |
| Long Reception    | None                            |
| 100-Yard Games    | None                            |
| Rushes            | None                            |
| Rushing Yards     | None                            |
| Rushing TDs       | None                            |
| Long Rush         | None                            |
| Punt Returns      | None                            |
| Punt Return Yards | None                            |
| Punt Return TDs   | None                            |

### CAREER HIGHS

|                   |                                      |
|-------------------|--------------------------------------|
| Receptions        | 7 vs. Texas A&M (9/24/16)            |
| Receiving Yards   | 146 vs. Alabama (10/8/16)            |
| Receiving TDs     | 2 vs. Alcorn State (10/1/16)         |
| Long Reception    | 58 vs. UTEP (9/5/15)                 |
| 100-Yard Games    | 3, last vs. Alabama (10/8/16)        |
| Rushes            | 3 vs. LA Tech (9/3/16)               |
| Rushing Yards     | 71 at LSU (11/14/15)                 |
| Rushing TDs       | 1 (2x), last vs. Ole Miss (10/15/16) |
| Long Rush         | 69 at LSU (11/14/15)                 |
| Punt Returns      | 3 vs. Florida (11/5/16)              |
| Punt Return Yards | 43 vs. Toledo (9/12/15)              |
| Punt Return TDs   | None                                 |
| Long Return       | 43 vs. Toledo (9/12/15)              |
| Total TDs         | 2 vs. Alcorn State (10/1/16)         |



## KAMREN CURL

2

Defensive Back | 6-2 | 201 | Sophomore  
San Diego, Calif. | Muskogee HS (Okla.)

### QUICK HITS

- Led the team in tackles for the second time in career at Auburn (9/22/18) with nine.
- Has started 18-consecutive games, was the only freshman to make start on D in 2017.
- Tied for 11<sup>th</sup> in the league in pass breakups with 4.
- 8 PBUs were the most by an Arkansas freshman since Lawrence Richardson (17) in 2001.
- One of 10 freshmen in the FBS to record 7 pass breakups against conference competition.

### CAREER STATS

|       | GP/GS | UA | A  | ToT | TFL-YDS | SCK-YDS | FF | FR-YDS | INT-YDS | QBH | BRUP |
|-------|-------|----|----|-----|---------|---------|----|--------|---------|-----|------|
| 2017  | 12/11 | 32 | 14 | 46  | 0.0-0   | 0.0-0   | 0  | 0-0    | 0-0     | 0   | 8    |
| 2018  | 7/7   | 19 | 15 | 34  | 0.0-0   | 0.0-0   | 1  | 0-0    | 0-0     | 0   | 4    |
| TOTAL | 19/18 | 51 | 29 | 80  | 0.0-0   | 0.0-0   | 1  | 0-0    | 0-0     | 0   | 12   |

### GAME-BY-GAME STATS

|                      | GP/GS | UA | A  | ToT | TFL-YDS | SCK-YDS | FF | FR-YDS | INT-YDS | QBH | BRUP |
|----------------------|-------|----|----|-----|---------|---------|----|--------|---------|-----|------|
| EASTERN ILLINOIS     | 1/1   | 1  | 2  | 3   | 0.0-0   | 0.0-0   | 0  | 0-0    | 0-0     | 0   | 0    |
| at Colorado State    | 1/1   | 3  | 1  | 4   | 0.0-0   | 0.0-0   | 0  | 0-0    | 0-0     | 0   | 2    |
| NORTH TEXAS          | 1/1   | 3  | 2  | 5   | 0.0-0   | 0.0-0   | 1  | 0-0    | 0-0     | 0   | 1    |
| at Auburn            | 1/1   | 4  | 5  | 9   | 0.0-0   | 0.0-0   | 0  | 0-0    | 0-0     | 0   | 0    |
| vs. Texas A&M        | 1/1   | 2  | 1  | 3   | 0.0-0   | 0.0-0   | 0  | 0-0    | 0-0     | 0   | 0    |
| ALABAMA              | 1/1   | 3  | 2  | 5   | 0.0-0   | 0.0-0   | 0  | 0-0    | 0-0     | 0   | 1    |
| OLE MISS             | 1/1   | 3  | 2  | 5   | 0.0-0   | 0.0-0   | 0  | 0-0    | 0-0     | 0   | 0    |
| TULSA                |       |    |    |     |         |         |    |        |         |     |      |
| VANDERBILT           |       |    |    |     |         |         |    |        |         |     |      |
| LSU                  |       |    |    |     |         |         |    |        |         |     |      |
| at Mississippi State |       |    |    |     |         |         |    |        |         |     |      |
| at Missouri          |       |    |    |     |         |         |    |        |         |     |      |
| TOTAL                | 7/7   | 19 | 15 | 34  | 0.0-0   | 0.0-0   | 1  | 0-0    | 0-0     | 0   | 4    |

### SEASON HIGHS

|                  |                              |
|------------------|------------------------------|
| Tackles          | 9 at Auburn (9/22/18)        |
| Tackles For Loss | None                         |
| Sacks            | None                         |
| QB Hurries       | None                         |
| Pass Breakups    | 2 at Colorado State (9/8/18) |
| Forced Fumbles   | 1 vs. North Texas (9/15/18)  |
| Interceptions    | None                         |

### CAREER HIGHS

|                  |                               |
|------------------|-------------------------------|
| Tackles          | 9 at Auburn (9/22/18)         |
| Tackles For Loss | None                          |
| Sacks            | None                          |
| QB Hurries       | None                          |
| Pass Breakups    | 3 at South Carolina (10/7/17) |
| Forced Fumbles   | 1 vs. North Texas (9/15/18)   |
| Interceptions    | None                          |

### IN THE SEC RANKINGS

|  | Stat | Ranking |
|--|------|---------|
| Passes Broken Up                       | 4    | T-17th  |
| Passes Broken Up (Among Underclassmen) | 4    | T-3rd   |





## JOE FOUCHA

17

**Defensive Back | 5-11 | 198 | Freshman**  
New Orleans, La. | McDonogh 35 HS

### QUICK HITS

- Made his first career appearance against EIU (9/1/18) recording two tackles.
- Had 68 tackles, five INTs, six forced fumbles and 15 PBU's as a senior at McDonogh 45 HS.
- Consensus three star that chose Arkansas over Alabama, Auburn, LSU and others.

### CAREER STATS

|              | GP/GS      | UA       | A        | ToT      | TFL-YDS      | SCK-YDS      | FF       | FR-YDS     | INT-YDS    | QBH      | BRUP     |
|--------------|------------|----------|----------|----------|--------------|--------------|----------|------------|------------|----------|----------|
| 2018         | 5/0        | 2        | 1        | 3        | 0.0-0        | 0.0-0        | 0        | 0-0        | 0-0        | 0        | 0        |
| <b>TOTAL</b> | <b>5/0</b> | <b>2</b> | <b>1</b> | <b>3</b> | <b>0.0-0</b> | <b>0.0-0</b> | <b>0</b> | <b>0-0</b> | <b>0-0</b> | <b>0</b> | <b>0</b> |

### GAME-BY-GAME STATS

|                      | GP/GS      | UA       | A        | ToT      | TFL-YDS      | SCK-YDS      | FF       | FR-YDS     | INT-YDS    | QBH      | BRUP     |
|----------------------|------------|----------|----------|----------|--------------|--------------|----------|------------|------------|----------|----------|
| EASTERN ILLINOIS     | 1/0        | 1        | 1        | 2        | 0.0-0        | 0.0-0        | 0        | 0-0        | 0-0        | 0        | 0        |
| at Colorado State    | -/-        | -        | -        | -        | -            | -            | -        | -          | -          | -        | -        |
| NORTH TEXAS          | 1/0        | 1        | 0        | 1        | 0.0-0        | 0.0-0        | 0        | 0-0        | 0-0        | 0        | 0        |
| at Auburn            | 1/0        | 0        | 0        | 0        | 0.0-0        | 0.0-0        | 0        | 0-0        | 0-0        | 0        | 0        |
| vs. Texas A&M        | 1/0        | 0        | 0        | 0        | 0.0-0        | 0.0-0        | 0        | 0-0        | 0-0        | 0        | 0        |
| ALABAMA              | 1/0        | 0        | 0        | 0        | 0.0-0        | 0.0-0        | 0        | 0-0        | 0-0        | 0        | 0        |
| OLE MISS             | -/-        | -        | -        | -        | -            | -            | -        | -          | -          | -        | -        |
| TULSA                |            |          |          |          |              |              |          |            |            |          |          |
| VANDERBILT           |            |          |          |          |              |              |          |            |            |          |          |
| LSU                  |            |          |          |          |              |              |          |            |            |          |          |
| at Mississippi State |            |          |          |          |              |              |          |            |            |          |          |
| at Missouri          |            |          |          |          |              |              |          |            |            |          |          |
| <b>TOTAL</b>         | <b>5/0</b> | <b>2</b> | <b>1</b> | <b>3</b> | <b>0.0-0</b> | <b>0.0-0</b> | <b>0</b> | <b>0-0</b> | <b>0-0</b> | <b>0</b> | <b>0</b> |

### SEASON HIGHS

|                  |                                 |
|------------------|---------------------------------|
| Tackles          | 2 vs. Eastern Illinois (9/1/18) |
| Tackles For Loss | None                            |
| Sacks            | None                            |
| QB Hurries       | None                            |
| Pass Breakups    | None                            |
| Forced Fumbles   | None                            |
| Interceptions    | None                            |

### CAREER HIGHS

|                  |                                 |
|------------------|---------------------------------|
| Tackles          | 2 vs. Eastern Illinois (9/1/18) |
| Tackles For Loss | None                            |
| Sacks            | None                            |
| QB Hurries       | None                            |
| Pass Breakups    | None                            |
| Forced Fumbles   | None                            |
| Interceptions    | None                            |



## DRE GREENLAW

23

**Linebacker | 6-0 | 227 | Senior**  
Fayetteville, Ark. | Fayetteville HS

### QUICK HITS

- 3.0 TFL at Auburn is most in a game by a Hog since Brooks Ellis had 3.0 at TCU (9/10/16).
- Second in the SEC in total tackles in conference games with 39.
- Started 35 games in his career, the most on roster, and every game played since (9/19/15).
- Recorded two interceptions against Texas A&M, for his second and third in his career.
- Finished tied for fourth in the SEC in tackles during conference play (72) last season.

### CAREER STATS

|              | GP/GS        | UA         | A          | ToT        | TFL-YDS        | SCK-YDS       | FF       | FR-YDS     | INT-YDS    | QBH      | BRUP     |
|--------------|--------------|------------|------------|------------|----------------|---------------|----------|------------|------------|----------|----------|
| 2015         | 13/11        | 46         | 49         | 95         | 3.5-20         | 1.0-14        | 2        | 0-0        | 0-0        | 1        | 1        |
| 2016         | 7/7          | 22         | 20         | 42         | 1.5-3          | 0.0-0         | 0        | 2-0        | 1-3        | 1        | 0        |
| 2017         | 12/12        | 52         | 51         | 103        | 1.5-15         | 1.0-14        | 0        | 0-0        | 0-0        | 2        | 2        |
| 2018         | 5/5          | 22         | 27         | 49         | 5.5-5          | 1.0-1         | 2        | 0-0        | 2-5        | 1        | 0        |
| <b>TOTAL</b> | <b>37/35</b> | <b>142</b> | <b>147</b> | <b>289</b> | <b>12.0-43</b> | <b>3.0-29</b> | <b>4</b> | <b>2-0</b> | <b>3-8</b> | <b>5</b> | <b>3</b> |

### GAME-BY-GAME STATS

|                      | GP/GS      | UA        | A         | ToT       | TFL-YDS      | SCK-YDS      | FF       | FR-YDS     | INT-YDS    | QBH      | BRUP     |
|----------------------|------------|-----------|-----------|-----------|--------------|--------------|----------|------------|------------|----------|----------|
| EASTERN ILLINOIS     | 1/1        | 3         | 7         | 10        | 2.0-2        | 0.0-0        | 2        | 0-0        | 0-0        | 0        | 0        |
| at Colorado State    | -/-        | -         | -         | -         | -            | -            | -        | -          | -          | -        | -        |
| NORTH TEXAS          | -/-        | -         | -         | -         | -            | -            | -        | -          | -          | -        | -        |
| at Auburn            | 1/1        | 5         | 3         | 8         | 3.0-3        | 1.0-1        | 0        | 0-0        | 0-0        | 1        | 0        |
| vs. Texas A&M        | 1/1        | 5         | 8         | 13        | 0.0-0        | 0.0-0        | 0        | 0-0        | 2-5        | 0        | 0        |
| ALABAMA              | 1/1        | 6         | 7         | 13        | 0.0-0        | 0.0-0        | 0        | 0-0        | 0-0        | 0        | 0        |
| OLE MISS             | 1/1        | 3         | 2         | 5         | 0.5-0        | 0.0-0        | 0        | 0-0        | 0-0        | 0        | 0        |
| TULSA                |            |           |           |           |              |              |          |            |            |          |          |
| VANDERBILT           |            |           |           |           |              |              |          |            |            |          |          |
| LSU                  |            |           |           |           |              |              |          |            |            |          |          |
| at Mississippi State |            |           |           |           |              |              |          |            |            |          |          |
| at Missouri          |            |           |           |           |              |              |          |            |            |          |          |
| <b>TOTAL</b>         | <b>5/5</b> | <b>22</b> | <b>27</b> | <b>49</b> | <b>5.5-5</b> | <b>1.0-1</b> | <b>2</b> | <b>0-0</b> | <b>2-5</b> | <b>1</b> | <b>0</b> |

### SEASON HIGHS

|                            |                                    |
|----------------------------|------------------------------------|
| Tackles                    | 13 (2x) last vs. Alabama (10/6/18) |
| Double-Figure Tackle Games | 3 last vs. Alabama (10/6/18)       |
| Tackles For Loss           | 3.0 at Auburn (9/22/18)            |
| Sacks                      | 1.0 at Auburn (9/22/18)            |
| Interceptions              | 2 vs. Texas A&M (9/29/18)          |
| Interception Return Yards  | 5 vs. Texas A&M (9/29/18)          |
| QB Hurries                 | 1 at Auburn (9/22/18)              |
| Pass Breakups              | None                               |
| Forced Fumbles             | 2 vs. Eastern Illinois (9/1/18)    |

### CAREER HIGHS

|                            |                                      |
|----------------------------|--------------------------------------|
| Tackles                    | 17 vs. TCU (9/9/17)                  |
| Double-Figure Tackle Games | 14 last vs. Alabama (10/6/18)        |
| Tackles For Loss           | 3.0 at Auburn (9/22/18)              |
| Sacks                      | 1.0 (3x) last at Auburn (9/22/18)    |
| Interceptions              | 2 vs. Texas A&M (9/29/18)            |
| Interception Return Yards  | 5 vs. Texas A&M (9/29/18)            |
| QB Hurries                 | 1 (5x), last at Auburn (9/22/18)     |
| Pass Breakups              | 1 (3x), last vs. Texas A&M (9/23/17) |
| Forced Fumbles             | 2 vs. Eastern Illinois (9/1/18)      |

### IN THE SEC RANKINGS

|                                   | Stat | Ranking |
|-----------------------------------|------|---------|
| Tackles                           | 49   | T-6th   |
| Tackles Per Conference Game       | 9.75 | 3rd     |
| Total Tackles In Conference Games | 39   | 2nd     |
| Interceptions                     | 3    | T-5th   |
| Tackles For Loss                  | 5.5  | T-27th  |



## BRISTON GUIDRY

7

Defensive Line | 6-2 | 292 | Sophomore  
Kenner, La. | Archbishop Rummel HS

### QUICK HITS

- Has two fumble recoveries for touchdowns, against Missouri (11/24/17) and EIU (9/1/18)
- Recorded at least one tackle in 14 of 16 games.
- Saw action in 11 games last season, playing 280 defensive snaps.
- Played a season-high 50 defensive snaps against Missouri, recording his first career sack.
- A four-star recruit by ESPN, 247Sports and Rivals.

### CAREER STATS

|              | GP/GS       | UA        | A         | ToT       | TFL-YDS       | SCK-YDS      | FF       | FR-YDS     | INT-YDS    | QBH      | BRUP     |
|--------------|-------------|-----------|-----------|-----------|---------------|--------------|----------|------------|------------|----------|----------|
| 2017         | 11/0        | 8         | 13        | 21        | 3.5-8         | 1.0-3        | 1        | 2-0        | 0-0        | 2        | 0        |
| 2018         | 5/0         | 3         | 6         | 9         | 1.0-2         | 0.0-0        | 0        | 1-1        | 0-0        | 0        | 2        |
| <b>TOTAL</b> | <b>16/0</b> | <b>11</b> | <b>19</b> | <b>30</b> | <b>4.5-10</b> | <b>1.0-3</b> | <b>1</b> | <b>3-1</b> | <b>0-0</b> | <b>2</b> | <b>2</b> |

### GAME-BY-GAME STATS

|                      | GP/GS      | UA       | A        | ToT      | TFL-YDS      | SCK-YDS      | FF       | FR-YDS     | INT-YDS    | QBH      | BRUP     |
|----------------------|------------|----------|----------|----------|--------------|--------------|----------|------------|------------|----------|----------|
| EASTERN ILLINOIS     | 1/0        | 0        | 1        | 1        | 0.0-0        | 0.0-0        | 0        | 1-1        | 0-0        | 0        | 1        |
| at Colorado State    | 1/0        | 0        | 1        | 1        | 0.0-0        | 0.0-0        | 0        | 0-0        | 0-0        | 0        | 0        |
| NORTH TEXAS          | 1/0        | 1        | 3        | 4        | 1.0-2        | 0.0-0        | 0        | 0-0        | 0-0        | 0        | 1        |
| at Auburn            | 1/0        | 0        | 1        | 1        | 0.0-0        | 0.0-0        | 0        | 0-0        | 0-0        | 0        | 0        |
| vs. Texas A&M        | 1/0        | 2        | 0        | 2        | 0.0-0        | 0.0-0        | 0        | 0-0        | 0-0        | 0        | 0        |
| ALABAMA              | -/-        | -        | -        | -        | -            | -            | -        | -          | -          | -        | -        |
| OLE MISS             | -/-        | -        | -        | -        | -            | -            | -        | -          | -          | -        | -        |
| TULSA                |            |          |          |          |              |              |          |            |            |          |          |
| VANDERBILT           |            |          |          |          |              |              |          |            |            |          |          |
| LSU                  |            |          |          |          |              |              |          |            |            |          |          |
| at Mississippi State |            |          |          |          |              |              |          |            |            |          |          |
| at Missouri          |            |          |          |          |              |              |          |            |            |          |          |
| <b>TOTAL</b>         | <b>5/0</b> | <b>3</b> | <b>6</b> | <b>9</b> | <b>1.0-2</b> | <b>0.0-0</b> | <b>0</b> | <b>1-1</b> | <b>0-0</b> | <b>0</b> | <b>2</b> |

### SEASON HIGHS

Tackles ..... 4 vs. North Texas (9/15/18)  
Tackles For Loss ..... 1.0 vs. North Texas (9/15/18)  
Sacks ..... None  
Interceptions ..... None  
Interception Return Yards ..... None  
QB Hurries ..... None  
Pass Breakups ..... 1 (2x) last vs. North Texas (9/15/18)  
Forced Fumbles ..... None  
Fumble Recoveries ..... 1 vs. Eastern Illinois (9/1/18)

### CAREER HIGHS

Tackles ..... 5 vs Mississippi State (11/18/17)  
Tackles For Loss ..... 1.0 (4x) last vs. North Texas (9/15/18)  
Sacks ..... 1.0 vs Missouri (11/24/17)  
Interceptions ..... None  
Interception Return Yards ..... None  
QB Hurries ..... 1 (2x) last vs Mississippi State (11/18/17)  
Pass Breakups ..... 1 (2x) last vs. North Texas (9/15/18)  
Forced Fumbles ..... 1 vs Coastal Carolina (11/4/17)  
Fumble Recoveries ..... 1 (3x) last vs. Eastern Illinois (9/1/18)



## T.J. HAMMONDS

6

Running Back | 5-10 | 205 | Junior  
Little Rock, Ark. | Joe T. Robinson HS

### QUICK HITS

- Took only reception 64 yards for a touchdown against Colorado State (9/8/18)
- Responsible for two of the three longest plays from scrimmage for Arkansas last season.
- His 88-yard TD run against Coastal Carolina was the sixth-longest run in team history.
- Became the 4<sup>th</sup> player in team history to have multiple 60+ yard TDs in a game since 1997.
- First Hog since Jonathan Williams (2012) with two TD of 60+ yards in the same game.

### CAREER STATS

|              | GP/GS       | RECEIVING |            |             |          |           | RUSHING   |            |            |          |           |
|--------------|-------------|-----------|------------|-------------|----------|-----------|-----------|------------|------------|----------|-----------|
|              |             | REC       | YDS        | AVG         | TD       | LNG       | ATT       | YDS        | AVG        | TD       | LNG       |
| 2016         | 8/0         | 0         | 0          | 0.0         | 0        | 0         | 15        | 88         | 5.9        | 1        | 30        |
| 2017         | 12/0        | 2         | 64         | 32.0        | 1        | 60        | 32        | 267        | 8.3        | 1        | 88        |
| 2018         | 4/0         | 4         | 84         | 12.0        | 1        | 64        | 10        | 28         | 2.8        | 0        | 10        |
| <b>TOTAL</b> | <b>24/0</b> | <b>6</b>  | <b>148</b> | <b>24.7</b> | <b>2</b> | <b>64</b> | <b>57</b> | <b>397</b> | <b>6.9</b> | <b>2</b> | <b>88</b> |

### GAME-BY-GAME STATS

|                      | GP/GS      | RECEIVING |           |             |          |           | RUSHING   |           |            |          |           |
|----------------------|------------|-----------|-----------|-------------|----------|-----------|-----------|-----------|------------|----------|-----------|
|                      |            | REC       | YDS       | AVG         | TD       | LNG       | ATT       | YDS       | AVG        | TD       | LNG       |
| EASTERN ILLINOIS     | 1/0        | 1         | 3         | 3.0         | 0        | 3         | 3         | 14        | 4.7        | 0        | 10        |
| at Colorado State    | 1/0        | 1         | 64        | 64.0        | 1        | 64        | 3         | 8         | 2.7        | 0        | 6         |
| NORTH TEXAS          | 1/0        | 2         | 17        | 8.5         | 0        | 11        | 1         | 0         | 0.0        | 0        | 0         |
| at Auburn            | -/-        | -         | -         | -           | -        | -         | -         | -         | -          | -        | -         |
| vs. Texas A&M        | 1/0        | 0         | 0         | 0.0         | 0        | 0         | 3         | 6         | 2.0        | 0        | 5         |
| ALABAMA              | -/-        | -         | -         | -           | -        | -         | -         | -         | -          | -        | -         |
| OLE MISS             | -/-        | -         | -         | -           | -        | -         | -         | -         | -          | -        | -         |
| TULSA                |            |           |           |             |          |           |           |           |            |          |           |
| VANDERBILT           |            |           |           |             |          |           |           |           |            |          |           |
| LSU                  |            |           |           |             |          |           |           |           |            |          |           |
| at Mississippi State |            |           |           |             |          |           |           |           |            |          |           |
| at Missouri          |            |           |           |             |          |           |           |           |            |          |           |
| <b>TOTAL</b>         | <b>4/0</b> | <b>4</b>  | <b>84</b> | <b>12.0</b> | <b>1</b> | <b>64</b> | <b>10</b> | <b>28</b> | <b>2.8</b> | <b>0</b> | <b>10</b> |

### SEASON HIGHS

Rushes ..... 3 (2x) last at Colorado State (9/8/18)  
Rushing Yards ..... 14 vs. Eastern Illinois (9/1/18)  
Rushing Touchdowns ..... None  
Long Rush ..... 10 vs. Eastern Illinois (9/1/18)  
Receptions ..... 2 vs. North Texas (9/15/18)  
Receiving Yards ..... 64 at Colorado State (9/8/18)  
Receiving Touchdowns ..... 1 at Colorado State (9/8/18)  
Long Reception ..... 64 at Colorado State (9/8/18)

### CAREER HIGHS

Rushes ..... 11 at Ole Miss (10/28/17)  
Rushing Yards ..... 119 vs. Coastal Carolina (11/4/17)  
Rushing Touchdowns ..... 1 (2x), last vs. Coastal Carolina (11/4/17)  
Long Rush ..... 88 vs. Coastal Carolina (11/4/17)  
Receptions ..... 2 vs. North Texas (9/15/18)  
Receiving Yards ..... 64 at Colorado State (9/8/18)  
Receiving Touchdowns ..... 1 (2x) last at Colorado State (9/8/18)  
Long Reception ..... 64 at Colorado State (9/8/18)



## De'JON HARRIS

8

Linebacker | 6-0 | 244 | Junior  
Harvey, La. | John Ehret HS

### QUICK HITS

- Had a career day vs. Texas A&M (9/29/18), posting 16 tackles, 2.0 TFL and a sack.
- Led the team in tackles against North Texas (12), Colorado State (11) and Texas A&M (16).
- 16 tackles in a game are the most since Dre Greenlaw had 17 against TCU (9/9/17).
- 77 tackles is tied for second-most among Power 5 defenders.
- Leads the league in tackles, solo tackles, tackles per game.

### CAREER STATS

|              | GP/GS        | UA         | A          | ToT        | TFL-YDS        | SCK-YDS       | FF       | FR-YDS     | INT-YDS    | QBH      | BRUP     |
|--------------|--------------|------------|------------|------------|----------------|---------------|----------|------------|------------|----------|----------|
| 2016         | 12/0         | 18         | 19         | 37         | 2.0-8          | 1.0-6         | 1        | 0-0        | 0-0        | 0        | 0        |
| 2017         | 12/12        | 66         | 49         | 115        | 8.5-25         | 3.5-18        | 0        | 0-0        | 0-0        | 4        | 2        |
| 2018         | 7/7          | 40         | 37         | 77         | 6.0-18         | 2.0-11        | 1        | 0-0        | 0          | 0        | 4        |
| <b>TOTAL</b> | <b>31/19</b> | <b>124</b> | <b>105</b> | <b>229</b> | <b>16.5-51</b> | <b>6.5-51</b> | <b>2</b> | <b>0-0</b> | <b>0-0</b> | <b>4</b> | <b>6</b> |

### GAME-BY-GAME STATS

|                      | GP/GS      | UA        | A         | ToT       | TFL-YDS       | SCK-YDS       | FF       | FR-YDS     | INT-YDS  | QBH      | BRUP     |
|----------------------|------------|-----------|-----------|-----------|---------------|---------------|----------|------------|----------|----------|----------|
| EASTERN ILLINOIS     | 1/1        | 4         | 5         | 9         | 0.0-0         | 0.0-0         | 1        | 0-0        | 0-0      | 0        | 0        |
| at Colorado State    | 1/1        | 0         | 11        | 11        | 1.0-1         | 0.0-0         | 0        | 0-0        | 0-0      | 0        | 2        |
| NORTH TEXAS          | 1/1        | 7         | 5         | 12        | 0.0-0         | 0.0-0         | 0        | 0-0        | 0-0      | 0        | 2        |
| at Auburn            | 1/1        | 2         | 3         | 5         | 1.5-4         | 0.0-0         | 0        | 0-0        | 0-0      | 0        | 0        |
| vs. Texas A&M        | 1/1        | 12        | 4         | 16        | 2.0-10        | 1.0-9         | 0        | 0-0        | 0-0      | 0        | 0        |
| ALABAMA              | 1/1        | 5         | 6         | 11        | 0.5-1         | 0.0-0         | 0        | 0-0        | 0-0      | 0        | 0        |
| OLE MISS             | 1/1        | 10        | 3         | 13        | 1.0-2         | 1.0-2         | 0        | 0-0        | 0-0      | 0        | 0        |
| TULSA                |            |           |           |           |               |               |          |            |          |          |          |
| VANDERBILT           |            |           |           |           |               |               |          |            |          |          |          |
| LSU                  |            |           |           |           |               |               |          |            |          |          |          |
| at Mississippi State |            |           |           |           |               |               |          |            |          |          |          |
| at Missouri          |            |           |           |           |               |               |          |            |          |          |          |
| <b>TOTAL</b>         | <b>7/7</b> | <b>40</b> | <b>37</b> | <b>77</b> | <b>6.0-18</b> | <b>2.0-11</b> | <b>1</b> | <b>0-0</b> | <b>0</b> | <b>0</b> | <b>4</b> |

### SEASON HIGHS

|                            |                                       |
|----------------------------|---------------------------------------|
| Tackles                    | 16 vs. Texas A&M (9/29/18)            |
| Tackles For Loss           | 2.0 vs. Texas A&M (9/29/18)           |
| Double-Figure Tackle Games | 5, last vs. Ole Miss (10/13/18)       |
| Sacks                      | 1.0 (2x) last vs. Ole Miss (10/13/18) |
| Interceptions              | None                                  |
| Interception Return Yards  | None                                  |
| QB Hurries                 | None                                  |
| Pass Breakups              | 2 (2x) last vs. North Texas (9/15/18) |
| Forced Fumbles             | 1 vs. Eastern Illinois (9/1/18)       |

### CAREER HIGHS

|                            |  |
|----------------------------|--|
| Tackles                    | 16 vs. Texas A&M (9/29/18)             |
| Tackles For Loss           | 2.0 (3x), last vs. Texas A&M (9/29/18) |
| Double-Figure Tackle Games | 13, last vs. Ole Miss (10/13/18)       |
| Sacks                      | 1.0 (6x) last vs. Ole Miss (10/13/18)  |
| Interceptions              | None                                   |
| Interception Return Yards  | None                                   |
| QB Hurries                 | 3 vs. Missouri (11/24/17)              |
| Pass Breakups              | 2 (2x) last vs. North Texas (9/15/18)  |
| Forced Fumbles             | 1 (2x) vs. Eastern Illinois (9/1/18)   |

### IN THE SEC RANKINGS

|                                  | Stat  | Ranking |
|----------------------------------|-------|---------|
| Tackles                          | 77    | 1st     |
| Tackles In Conference Games      | 45    | 1st     |
| Solo Tackles                     | 40    | 1st     |
| Solo Tackles in Conference Games | 29    | 1st     |
| Tackles per game                 | 11.00 | 1st     |
| Tackles Per Conference Game      | 11.25 | 2nd     |
| Pass Breakups                    | 4     | T-17th  |



## CHASE HAYDEN

2

Running Back | 5-10 | 200 | Sophomore  
Memphis, Tenn. | Saint George's Independent School

### QUICK HITS

- Recorded most rushing yards against Colorado State (55) since 9/24/17 against Texas A&M.
- Was the first Arkansas true freshman with multiple rushing TDs in a game since 2011.
- His 120 yards against Florida A&M were the 14th-most by a true freshman in team history.
- The only true freshman to rush for 100+ yards and score a TD in week one last season.
- Led all freshmen in the SEC with four rushing TDs before his injury.

### CAREER STATS

|              | GP/GS       | ATT        | YDS        | AVG        | TD       | LNG       | REC      | YDS       | AVG         | TD       | LNG       |
|--------------|-------------|------------|------------|------------|----------|-----------|----------|-----------|-------------|----------|-----------|
| 2017         | 7/0         | 61         | 326        | 5.3        | 4        | 40        | 1        | 23        | 23.0        | 0        | 23        |
| 2018         | 7/0         | 41         | 147        | 3.5        | 0        | 18        | 5        | 37        | 7.4         | 0        | 20        |
| <b>TOTAL</b> | <b>14/0</b> | <b>102</b> | <b>473</b> | <b>4.6</b> | <b>4</b> | <b>40</b> | <b>6</b> | <b>60</b> | <b>10.0</b> | <b>0</b> | <b>23</b> |

### GAME-BY-GAME STATS


|                      | GP/GS      | ATT       | YDS        | AVG        | TD       | LNG       | REC      | YDS       | AVG        | TD       | LNG       |
|----------------------|------------|-----------|------------|------------|----------|-----------|----------|-----------|------------|----------|-----------|
| EASTERN ILLINOIS     | 1/0        | 4         | 6          | 0.8        | 0        | 3         | 1        | 2         | 2.0        | 0        | 2         |
| at Colorado State    | 1/0        | 11        | 55         | 5.0        | 0        | 18        | 0        | 0         | 0.0        | 0        | 0         |
| NORTH TEXAS          | 1/0        | 5         | 21         | 4.2        | 0        | 6         | 1        | 3         | 3.0        | 0        | 3         |
| at Auburn            | 1/0        | 6         | 16         | 1.8        | 0        | 8         | 1        | 6         | 6.0        | 0        | 6         |
| vs. Texas A&M        | 1/0        | 1         | 1          | 1.0        | 0        | 1         | 0        | 0         | 0.0        | 0        | 0         |
| ALABAMA              | 1/0        | 2         | 18         | 9.0        | 0        | 17        | 2        | 26        | 13.0       | 0        | 20        |
| OLE MISS             | 1/0        | 12        | 30         | 2.5        | 0        | 17        | 0        | 0         | 0.0        | 0        | 0         |
| TULSA                |            |           |            |            |          |           |          |           |            |          |           |
| VANDERBILT           |            |           |            |            |          |           |          |           |            |          |           |
| LSU                  |            |           |            |            |          |           |          |           |            |          |           |
| at Mississippi State |            |           |            |            |          |           |          |           |            |          |           |
| at Missouri          |            |           |            |            |          |           |          |           |            |          |           |
| <b>TOTAL</b>         | <b>7/0</b> | <b>41</b> | <b>147</b> | <b>3.5</b> | <b>0</b> | <b>18</b> | <b>5</b> | <b>37</b> | <b>7.4</b> | <b>0</b> | <b>20</b> |

### SEASON HIGHS

|                      |                               |
|----------------------|-------------------------------|
| Rushes               | 12 vs. Ole Miss (10/13/18)    |
| Rushing Yards        | 55 at Colorado State (9/8/18) |
| Rushing Touchdowns   | None                          |
| Long Rush            | 18 at Colorado State (9/8/18) |
| 100-Yard Games       | None                          |
| Receptions           | 2 vs. Alabama (10/6/18)       |
| Receiving Yards      | 26 vs. Alabama (10/6/18)      |
| Receiving Touchdowns | None                          |
| Long Reception       | 20 vs. Alabama (10/6/18)      |

### CAREER HIGHS

|                      |                                  |
|----------------------|----------------------------------|
| Rushes               | 14 vs. Florida A&M (8/31/17)     |
| Rushing Yards        | 120 vs. Florida A&M (8/31/17)    |
| Rushing Touchdowns   | 2 vs. New Mexico State (9/30/17) |
| Long Rush            | 40 vs. Auburn (10/21/17)         |
| 100-Yard Games       | 1, 120 vs. Florida A&M (8/31/17) |
| Receptions           | 2 vs. Alabama (10/6/18)          |
| Receiving Yards      | 26 vs. Alabama (10/6/18)         |
| Receiving Touchdowns | None                             |
| Long Reception       | 23 vs. Auburn (10/21/17)         |



## HAYDEN HENRY

27

Linebacker | 6-2 | 222 | Sophomore  
Little Rock, Ark. | Pulaski Academy

### QUICK HITS

- Has recorded a tackle in seven of the last nine games.
- Made his first career start against Texas A&M (9/29/18), recording one tackle.
- Had a career high 6 tackles against top-ranked Alabama (10/6/18).
- Nearly doubled his season production, with 6 tackles against Alabama, bringing his total to 13 on the year.
- Rated a three-star recruit by 247Sports and ranked as the No. 13 player in the state.

### CAREER STATS

|              | GP/GS       | UA       | A        | ToT       | TFL-YDS      | SCK-YDS      | FF       | FR-YDS     | INT-YDS    | QBH      | BRUP     |
|--------------|-------------|----------|----------|-----------|--------------|--------------|----------|------------|------------|----------|----------|
| 2017         | 12/0        | 3        | 0        | 3         | 0.0-0        | 0.0-0        | 0        | 0-0        | 0-0        | 0        | 0        |
| 2018         | 7/0         | 5        | 8        | 13        | 0.0-0        | 0.0-0        | 0        | 0-0        | 0-0        | 0        | 0        |
| <b>TOTAL</b> | <b>19/0</b> | <b>8</b> | <b>8</b> | <b>16</b> | <b>0.0-0</b> | <b>0.0-0</b> | <b>0</b> | <b>0-0</b> | <b>0-0</b> | <b>0</b> | <b>0</b> |

### GAME-BY-GAME STATS

|                      | GP/GS      | UA       | A        | ToT       | TFL-YDS      | SCK-YDS      | FF       | FR-YDS     | INT-YDS    | QBH      | BRUP     |
|----------------------|------------|----------|----------|-----------|--------------|--------------|----------|------------|------------|----------|----------|
| EASTERN ILLINOIS     | 1/0        | 1        | 2        | 3         | 0.0-0        | 0.0-0        | 0        | 0-0        | 0-0        | 0        | 0        |
| at Colorado State    | 1/0        | 2        | 0        | 2         | 0.0-0        | 0.0-0        | 0        | 0-0        | 0-0        | 0        | 0        |
| NORTH TEXAS          | 1/0        | 0        | 1        | 1         | 0.0-0        | 0.0-0        | 0        | 0-0        | 0-0        | 0        | 0        |
| at Auburn            | 1/0        | 0        | 0        | 0         | 0.0-0        | 0.0-0        | 0        | 0-0        | 0-0        | 0        | 0        |
| vs. Texas A&M        | 1/1        | 1        | 0        | 1         | 0.0-0        | 0.0-0        | 0        | 0-0        | 0-0        | 0        | 0        |
| ALABAMA              | 1/0        | 1        | 5        | 6         | 0.0-0        | 0.0-0        | 0        | 0-0        | 0-0        | 0        | 0        |
| OLE MISS             | 1/0        | 0        | 0        | 0         | 0.0-0        | 0.0-0        | 0        | 0-0        | 0-0        | 0        | 0        |
| TULSA                |            |          |          |           |              |              |          |            |            |          |          |
| VANDERBILT           |            |          |          |           |              |              |          |            |            |          |          |
| LSU                  |            |          |          |           |              |              |          |            |            |          |          |
| at Mississippi State |            |          |          |           |              |              |          |            |            |          |          |
| at Missouri          |            |          |          |           |              |              |          |            |            |          |          |
| <b>TOTAL</b>         | <b>7/0</b> | <b>5</b> | <b>8</b> | <b>13</b> | <b>0.0-0</b> | <b>0.0-0</b> | <b>0</b> | <b>0-0</b> | <b>0-0</b> | <b>0</b> | <b>0</b> |

### SEASON HIGHS

|                           |                         |
|---------------------------|-------------------------|
| Tackles                   | 6 vs. Alabama (10/6/18) |
| Tackles For Loss          | None                    |
| Sacks                     | None                    |
| Interceptions             | None                    |
| Interception Return Yards | None                    |
| QB Hurries                | None                    |
| Pass Breakups             | None                    |
| Forced Fumbles            | None                    |

### CAREER HIGHS

|                           |                         |
|---------------------------|-------------------------|
| Tackles                   | 6 vs. Alabama (10/6/18) |
| Tackles For Loss          | None                    |
| Sacks                     | None                    |
| Interceptions             | None                    |
| Interception Return Yards | None                    |
| QB Hurries                | None                    |
| Pass Breakups             | None                    |
| Forced Fumbles            | None                    |



## BLAKE JOHNSON

18

Punter | 6-1 | 182 | Junior  
Long Beach, Calif | Los Alamitos HS

### QUICK KICKS

- Pinned opponents inside the 20 on 16 occasions, while recording just three touchbacks.
- 26 of his 63 (.412) punts have been fair caught in his career.
- Booted two 50+ yard punts against Texas A&M (9/23/17), recording five total in 2017.
- Averaged 36.6 yards a punt in 2017.

### CAREER STATS

|              | GP        | NO        | YDS          | LNG       | BLKD     | TB       | FC        | 50+      | INSIDE 20 |
|--------------|-----------|-----------|--------------|-----------|----------|----------|-----------|----------|-----------|
| 2016         | 1         | 2         | 94           | 48        | 0        | 0        | 2         | 0        | 1         |
| 2017         | 12        | 59        | 2,277        | 60        | 0        | 3        | 24        | 5        | 16        |
| 2018         | 2         | 7         | 213          | 44        | 0        | 0        | 2         | 0        | 2         |
| <b>TOTAL</b> | <b>15</b> | <b>64</b> | <b>2,584</b> | <b>60</b> | <b>0</b> | <b>3</b> | <b>28</b> | <b>5</b> | <b>19</b> |

### GAME-BY-GAME STATS

|                      | GP       | NO       | YDS        | LNG       | BLKD     | TB       | FC       | 50+      | INSIDE 20 |
|----------------------|----------|----------|------------|-----------|----------|----------|----------|----------|-----------|
| EASTERN ILLINOIS     | 1        | 4        | 122        | 44        | 0        | 0        | 2        | 0        | 2         |
| at Colorado State    | -        | -        | -          | -         | -        | -        | -        | -        | -         |
| NORTH TEXAS          | 1        | 3        | 91         | 33        | 0        | 0        | 0        | 0        | 0         |
| at Auburn            | -        | -        | -          | -         | -        | -        | -        | -        | -         |
| vs. Texas A&M        | -        | -        | -          | -         | -        | -        | -        | -        | -         |
| ALABAMA              | -        | -        | -          | -         | -        | -        | -        | -        | -         |
| OLE MISS             | -        | -        | -          | -         | -        | -        | -        | -        | -         |
| TULSA                |          |          |            |           |          |          |          |          |           |
| VANDERBILT           |          |          |            |           |          |          |          |          |           |
| LSU                  |          |          |            |           |          |          |          |          |           |
| at Mississippi State |          |          |            |           |          |          |          |          |           |
| at Missouri          |          |          |            |           |          |          |          |          |           |
| <b>TOTAL</b>         | <b>2</b> | <b>7</b> | <b>213</b> | <b>44</b> | <b>0</b> | <b>0</b> | <b>2</b> | <b>0</b> | <b>2</b>  |

### SEASON HIGHS

|                 |                                    |
|-----------------|------------------------------------|
| Punts           | 4 vs. Eastern Illinois (9/1/18)    |
| Longest Punt    | 44 vs. Eastern Illinois (9/1/18)   |
| Highest Average | 30.5 vs. Eastern Illinois (9/1/18) |
| Fair Catches    | 2 vs. Eastern Illinois (9/1/18)    |
| Most 50+        | None                               |
| Inside 20       | 2 vs. Eastern Illinois (9/1/18)    |

### CAREER HIGHS

|                 |                                 |
|-----------------|---------------------------------|
| Punts           | 8 at Alabama (10/14/17)         |
| Longest Punt    | 60 vs. Auburn (10/21/17)        |
| Highest Average | 47.0 vs. Alcorn State (10/1/16) |
| Fair Catches    | 5 vs. Texas A&M (9/23/17)       |
| Most 50+        | 2 vs. Texas A&M (9/23/17)       |
| Inside 20       | 3 at Alabama (10/14/17)         |





## JORDAN JONES

10

Wide Receiver | 6-1 | 180 | Sophomore  
Smackover, Ark. | Smackover HS

### QUICK HITS

- Recorded at least one reception in 15 of 18 games, including eight multi-catch games.
- Finished 2<sup>nd</sup> on the team in catches over 15+ yards (13), and third in first-down catches (14)
- His 65-yard reception against Missouri was Arkansas' longest reception of the season.
- Was the only Arkansas player with multiple catches of 50+ yards in 2017.

### CAREER STATS

|              | GP/GS       | RECEIVING |            |             |          | RUSHING   |          |           |             |          |           |
|--------------|-------------|-----------|------------|-------------|----------|-----------|----------|-----------|-------------|----------|-----------|
|              |             | REC       | YDS        | AVG         | TD       | LNG       | ATT      | YDS       | AVG         | TD       | LNG       |
| 2017         | 12/6        | 21        | 401        | 19.1        | 3        | 65        | 8        | 88        | 11.0        | 0        | 30        |
| 2018         | 7/0         | 11        | 168        | 15.3        | 1        | 57        | 1        | 9         | 9.0         | 0        | 9         |
| <b>TOTAL</b> | <b>19/6</b> | <b>30</b> | <b>569</b> | <b>18.9</b> | <b>4</b> | <b>65</b> | <b>9</b> | <b>97</b> | <b>10.7</b> | <b>0</b> | <b>30</b> |

### GAME-BY-GAME STATS

|                      | GP/GS      | RECEIVING |            |             |          | RUSHING   |          |          |            |          |          |
|----------------------|------------|-----------|------------|-------------|----------|-----------|----------|----------|------------|----------|----------|
|                      |            | REC       | YDS        | AVG         | TD       | LNG       | ATT      | YDS      | AVG        | TD       | LNG      |
| EASTERN ILLINOIS     | 1/0        | 5         | 132        | 26.4        | 1        | 57        | 0        | 0        | 0.0        | 0        | 0        |
| at Colorado State    | 1/0        | 1         | 2          | 2.0         | 0        | 2         | 0        | 0        | 0.0        | 0        | 0        |
| NORTH TEXAS          | 1/0        | 1         | 13         | 13.0        | 0        | 13        | 0        | 0        | 0.0        | 0        | 0        |
| at Auburn            | 1/0        | 2         | 15         | 7.5         | 0        | 15        | 0        | 0        | 0.0        | 0        | 0        |
| vs. Texas A&M        | 1/0        | 2         | 6          | 3.0         | 0        | 8         | 0        | 0        | 0.0        | 0        | 0        |
| ALABAMA              | 1/0        | 0         | 0          | 0.0         | 0        | 0         | 1        | 9        | 9.0        | 0        | 9        |
| OLE MISS             | 1/0        | 0         | 0          | 0.0         | 0        | 0         | 0        | 0        | 0.0        | 0        | 0        |
| TULSA                |            |           |            |             |          |           |          |          |            |          |          |
| VANDERBILT           |            |           |            |             |          |           |          |          |            |          |          |
| LSU                  |            |           |            |             |          |           |          |          |            |          |          |
| at Mississippi State |            |           |            |             |          |           |          |          |            |          |          |
| at Missouri          |            |           |            |             |          |           |          |          |            |          |          |
| <b>TOTAL</b>         | <b>7/0</b> | <b>11</b> | <b>168</b> | <b>15.3</b> | <b>1</b> | <b>57</b> | <b>1</b> | <b>9</b> | <b>9.0</b> | <b>0</b> | <b>9</b> |

### SEASON HIGHS

|                      |                                   |
|----------------------|-----------------------------------|
| Receptions           | 5 vs. Eastern Illinois (9/1/18)   |
| Receiving Yards      | 132 vs. Eastern Illinois (9/1/18) |
| Receiving Touchdowns | 1 vs. Eastern Illinois (9/1/18)   |
| Long Reception       | 57 vs. Eastern Illinois (9/1/18)  |
| Rushes               | 1 vs. Alabama (10/6/19)           |
| Rushing Yards        | 9 vs. Alabama (10/6/19)           |
| Rushing Touchdowns   | None                              |
| Long Rush            | 9 vs. Alabama (10/6/19)           |

### CAREER HIGHS

|                      |   |
|----------------------|---|
| Receptions           | 5 vs. Eastern Illinois (9/1/18)           |
| Receiving Yards      | 132 vs. Eastern Illinois (9/1/18)         |
| Receiving Touchdowns | 1 (4x) last vs. Eastern Illinois (9/1/18) |
| Long Reception       | 65 vs. Missouri (11/24/17)                |
| Rushes               | 2 vs. Texas A&M (9/23/17)                 |
| Rushing Yards        | 50 vs. Texas A&M (9/23/17)                |
| Rushing Touchdowns   | None                                      |
| Long Rush            | 30 vs. Texas A&M (9/23/17)                |



## COLE KELLEY

15

Quarterback | 6-7 | 258 | Sophomore  
Lafayette, La. | Teurlings Catholic HS

### QUICK HITS

- Threw for a TD in 9 of 15 games played, including in 5 of 9 SEC contests.
- 8 TD passes were the second-most in a season by an Arkansas freshman in the SEC era.
- Totalled 692 passing yards in October 2017, the third most in the SEC during the month.
- Completed 13-of-18 (.722) passes for 74 yards and 5 touchdowns in the redzone in 2017.
- The first freshman QB at Arkansas since 2006 to defeat an SEC team on the road.

### CAREER STATS

|              | GP/GS       | PASSING    |            |             |              | RUSHING   |          |           |           |            |            |
|--------------|-------------|------------|------------|-------------|--------------|-----------|----------|-----------|-----------|------------|------------|
|              |             | COMP       | ATT        | PCT         | YDS          | TD        | INT      | LNG       | ATT       | YDS        | AVG        |
| 2017         | 9/4         | 87         | 151        | 57.6        | 1,038        | 8         | 4        | 60        | 53        | 74         | 1.4        |
| 2018         | 7/3         | 34         | 63         | 53.9        | 442          | 5         | 5        | 64        | 23        | 46         | 2.0        |
| <b>TOTAL</b> | <b>16/7</b> | <b>122</b> | <b>214</b> | <b>57.0</b> | <b>1,480</b> | <b>13</b> | <b>9</b> | <b>64</b> | <b>76</b> | <b>120</b> | <b>1.5</b> |

### GAME-BY-GAME STATS

|                      | GP/GS      | PASSING   |           |             |            | RUSHING  |          |           |           |           |            |
|----------------------|------------|-----------|-----------|-------------|------------|----------|----------|-----------|-----------|-----------|------------|
|                      |            | COMP      | ATT       | PCT         | YDS        | TD       | INT      | LNG       | ATT       | YDS       | AVG        |
| EASTERN ILLINOIS     | 1/1        | 9         | 12        | 75.0        | 92         | 1        | 0        | 42        | 3         | 4         | 1.33       |
| at Colorado State    | 1/0        | 6         | 9         | 66.6        | 102        | 2        | 0        | 64        | 3         | -6        | -2.0       |
| NORTH TEXAS          | 1/1        | 16        | 35        | 45.7        | 185        | 0        | 4        | 25        | 4         | 14        | 3.5        |
| at Auburn            | 1/0        | 0         | 0         | 0.0         | 0          | 0        | 0        | 0         | 2         | 2         | 1.0        |
| vs. Texas A&M        | 1/0        | 0         | 1         | 0.0         | 0          | 0        | 0        | 0         | 1         | 1         | 1.0        |
| ALABAMA              | 1/0        | 1         | 1         | 100.0       | 3          | 1        | 0        | 3         | 3         | 6         | 2.0        |
| OLE MISS             | 1/0        | 2         | 5         | 40.0        | 60         | 1        | 1        | 39        | 7         | 25        | 3.6        |
| TULSA                |            |           |           |             |            |          |          |           |           |           |            |
| VANDERBILT           |            |           |           |             |            |          |          |           |           |           |            |
| LSU                  |            |           |           |             |            |          |          |           |           |           |            |
| at Mississippi State |            |           |           |             |            |          |          |           |           |           |            |
| at Missouri          |            |           |           |             |            |          |          |           |           |           |            |
| <b>TOTAL</b>         | <b>7/3</b> | <b>34</b> | <b>63</b> | <b>53.9</b> | <b>442</b> | <b>5</b> | <b>5</b> | <b>64</b> | <b>23</b> | <b>46</b> | <b>2.0</b> |

### SEASON HIGHS

|               |                                   |
|---------------|-----------------------------------|
| Pass Attempts | 35 vs. North Texas (9/15/18)      |
| Completions   | 16 vs. North Texas (9/15/18)      |
| Pass Yards    | 185 vs. North Texas (9/15/18)     |
| Pass TDs      | 2 at Colorado State (9/8/18)      |
| Long Pass     | 64 at Colorado State (9/8/18)     |
| Completion %  | 100.0 vs. Alabama (10/6/19)       |
| Rushes        | 7 vs. Ole Miss (10/13/18)         |
| Rush Yards    | 25 vs. Ole Miss (10/13/18)        |
| Rush TDs      | 1 (3x) last vs. Alabama (10/6/19) |
| Long Rush     | 11 vs. Ole Miss (10/13/18)        |

### CAREER HIGHS

|               |                                   |
|---------------|-----------------------------------|
| Pass Attempts | 42 at Alabama (10/14/17)          |
| Completions   | 23 at Alabama (10/14/17)          |
| Pass Yards    | 200 at Alabama (10/14/17)         |
| Pass TDs      | 3 at Ole Miss (10/28/17)          |
| Long Pass     | 64 at Colorado State (9/8/18)     |
| Completion %  | 100.0 vs. Alabama (10/6/19)       |
| Rushes        | 15 vs. Auburn (10/21/17)          |
| Rush Yards    | 25 vs. Ole Miss (10/13/18)        |
| Rush TDs      | 1 (5x) last vs. Alabama (10/6/19) |
| Long Rush     | 15 at Ole Miss (10/28/17)         |



## GRANT MORGAN

31

Linebacker | 5-11 | 220 | Sophomore  
Greenwood HS | Greenwood, Ark.

### QUICK HITS

- Has recorded at least 0.5 tackle for loss in five of the last nine games.
- Recorded three-plus tackles in 14 of his first 19 collegiate appearances.
- Tied for the team lead in tackles (5) against Florida A&M (8/31/17) in his collegiate debut.
- Recorded his first multi-tackle for loss game against Mississippi State, including 1.0 sack.
- Played a career-high 58 snaps against Missouri (11/24/17), with a career high eight tackles.

### CAREER STATS

|              | GP/GS       | UA        | A         | ToT       | TFL-YDS       | SCK-YDS      | FF       | FR-YDS     | INT-YDS    | QBH      | BRUP     |
|--------------|-------------|-----------|-----------|-----------|---------------|--------------|----------|------------|------------|----------|----------|
| 2017         | 12/0        | 22        | 16        | 38        | 3.5-15        | 1.0-9        | 1        | 0-0        | 0-0        | 2        | 2        |
| 2018         | 7/0         | 7         | 12        | 19        | 2.5-4         | 0.0-0        | 0        | 0-0        | 0-0        | 1        | 1        |
| <b>TOTAL</b> | <b>19/0</b> | <b>29</b> | <b>28</b> | <b>57</b> | <b>6.0-19</b> | <b>1.0-9</b> | <b>1</b> | <b>0-0</b> | <b>0-0</b> | <b>3</b> | <b>3</b> |

### GAME-BY-GAME STATS

|                      | GP/GS      | UA       | A         | ToT       | TFL-YDS      | SCK-YDS      | FF       | FR-YDS     | INT-YDS    | QBH      | BRUP     |
|----------------------|------------|----------|-----------|-----------|--------------|--------------|----------|------------|------------|----------|----------|
| EASTERN ILLINOIS     | 1/0        | 1        | 4         | 5         | 0.5-1        | 0.0-0        | 0        | 0-0        | 0-0        | 0        | 1        |
| at Colorado State    | 1/0        | 0        | 4         | 4         | 0.5-1        | 0.0-0        | 0        | 0-0        | 0-0        | 0        | 0        |
| NORTH TEXAS          | 1/0        | 2        | 1         | 3         | 1.0-2        | 0.0-0        | 0        | 0-0        | 0-0        | 1        | 0        |
| at Auburn            | 1/0        | 0        | 0         | 0         | 0.0-0        | 0.0-0        | 0        | 0-0        | 0-0        | 0        | 0        |
| vs. Texas A&M        | 1/0        | 0        | 1         | 1         | 0.0-0        | 0.0-0        | 0        | 0-0        | 0-0        | 0        | 0        |
| ALABAMA              | 1/0        | 3        | 2         | 5         | 0.5-0        | 0.0-0        | 0        | 0-0        | 0-0        | 0        | 0        |
| OLE MISS             | 1/0        | 1        | 0         | 1         | 0.0-0        | 0.0-0        | 0        | 0-0        | 0-0        | 0        | 0        |
| TULSA                |            |          |           |           |              |              |          |            |            |          |          |
| VANDERBILT           |            |          |           |           |              |              |          |            |            |          |          |
| LSU                  |            |          |           |           |              |              |          |            |            |          |          |
| at Mississippi State |            |          |           |           |              |              |          |            |            |          |          |
| at Missouri          |            |          |           |           |              |              |          |            |            |          |          |
| <b>TOTAL</b>         | <b>7/0</b> | <b>6</b> | <b>12</b> | <b>18</b> | <b>2.5-4</b> | <b>0.0-0</b> | <b>0</b> | <b>0-0</b> | <b>0-0</b> | <b>1</b> | <b>1</b> |

### SEASON HIGHS

|                           |                                   |
|---------------------------|-----------------------------------|
| Tackles                   | 5 (2x) last vs. Alabama (10/6/18) |
| Tackles For Loss          | 1.0 vs. North Texas (9/15/18)     |
| Sacks                     | None                              |
| Interceptions             | None                              |
| Interception Return Yards | None                              |
| QB Hurries                | 1 vs. North Texas (9/15/18)       |
| Pass Breakups             | 1 vs. Eastern Illinois (9/1/18)   |
| Forced Fumbles            | None                              |
| Fumble Recoveries         | None                              |

### CAREER HIGHS

|                           |   |
|---------------------------|---|
| Tackles                   | 8 vs. Missouri (11/24/17)                 |
| Tackles For Loss          | 2.0 vs Mississippi State (11/18/17)       |
| Sacks                     | 1.0 2x last vs. North Texas (9/15/18)     |
| Interceptions             | None                                      |
| Interception Return Yards | None                                      |
| QB Hurries                | 1 (3x) last vs. North Texas (9/15/18)     |
| Pass Breakups             | 1 (3x) last vs. Eastern Illinois (9/1/18) |
| Forced Fumbles            | 1 vs. Auburn (10/21/17)                   |
| Fumble Recoveries         | None                                      |



## CHEYENNE O'GRADY

85

Tight End | 6-4 | 251 | Junior  
Fayetteville, Ark. | Fayetteville HS

### QUICK HITS

- Became the 14th player since 2007 to record multiple receiving touchdowns against Alabama.
- 77 yards vs. Texas A&M was the most by a Hog TE since Hunter Henry had 92 against K-State in 2016.
- First Hog tight end to record multiple touchdowns since Hunter Henry had 2 against MSU in 2015.
- The seventh Arkansas TE to have multiple receiving TDs in a game since 2004.
- Sixth in the SEC in reception yards among tight ends with 166.

### CAREER STATS

|              | GP/GS       | RECEIVING |            |            |          |           | RUSHING  |          |            |          |          |
|--------------|-------------|-----------|------------|------------|----------|-----------|----------|----------|------------|----------|----------|
|              |             | REC       | YDS        | AVG        | TD       | LNG       | ATT      | YDS      | AVG        | TD       | LNG      |
| 2016         | 8/0         | 3         | 63         | 21.0       | 1        | 28        | 0        | 0        | 0.0        | 0        | 0        |
| 2017         | 11/1        | 21        | 132        | 6.3        | 2        | 19        | 0        | 0        | 0.0        | 0        | 0        |
| 2018         | 5/3         | 13        | 166        | 12.7       | 3        | 39        | 0        | 0        | 0.0        | 0        | 0        |
| <b>TOTAL</b> | <b>24/4</b> | <b>37</b> | <b>361</b> | <b>9.7</b> | <b>6</b> | <b>39</b> | <b>0</b> | <b>0</b> | <b>0.0</b> | <b>0</b> | <b>0</b> |

### GAME-BY-GAME STATS

|                      | GP/GS      | RECEIVING |            |             |          |           | RUSHING  |          |            |          |          |
|----------------------|------------|-----------|------------|-------------|----------|-----------|----------|----------|------------|----------|----------|
|                      |            | REC       | YDS        | AVG         | TD       | LNG       | ATT      | YDS      | AVG        | TD       | LNG      |
| EASTERN ILLINOIS     | -/-        | -         | -          | -           | -        | -         | -        | -        | -          | -        | -        |
| at Colorado State    | -/-        | -         | -          | -           | -        | -         | -        | -        | -          | -        | -        |
| NORTH TEXAS          | 1/0        | 0         | 0          | 0.0         | 0        | 0         | 0        | 0        | 0.0        | 0        | 0        |
| at Auburn            | 1/0        | 0         | 0          | 0.0         | 0        | 0         | 0        | 0        | 0.0        | 0        | 0        |
| vs. Texas A&M        | 1/1        | 3         | 77         | 25.7        | 0        | 36        | 0        | 0        | 0.0        | 0        | 0        |
| ALABAMA              | 1/1        | 7         | 48         | 6.9         | 2        | 16        | 0        | 0        | 0.0        | 0        | 0        |
| OLE MISS             | 1/1        | 3         | 41         | 13.6        | 1        | 39        | 0        | 0        | 0.0        | 0        | 0        |
| TULSA                |            |           |            |             |          |           |          |          |            |          |          |
| VANDERBILT           |            |           |            |             |          |           |          |          |            |          |          |
| LSU                  |            |           |            |             |          |           |          |          |            |          |          |
| at Mississippi State |            |           |            |             |          |           |          |          |            |          |          |
| at Missouri          |            |           |            |             |          |           |          |          |            |          |          |
| <b>TOTAL</b>         | <b>5/3</b> | <b>13</b> | <b>166</b> | <b>12.7</b> | <b>3</b> | <b>39</b> | <b>0</b> | <b>0</b> | <b>0.0</b> | <b>0</b> | <b>0</b> |

### SEASON HIGHS

|                      |                            |
|----------------------|----------------------------|
| Receptions           | 7 vs. Alabama (10/6/18)    |
| Receiving Yards      | 77 vs. Texas A&M (9/29/18) |
| Receiving Touchdowns | 2 vs. Alabama (10/6/18)    |
| Long Reception       | 39 vs. Ole Miss (10/13/18) |

### CAREER HIGHS

|                      |                            |
|----------------------|----------------------------|
| Receptions           | 7 vs. Alabama (10/6/18)    |
| Receiving Yards      | 77 vs. Texas A&M (9/29/18) |
| Receiving Touchdowns | 2 vs. Alabama (10/6/18)    |
| Long Reception       | 39 vs. Ole Miss (10/13/18) |

### IN THE SEC RANKINGS

|   | Stat | Ranking |
|---|------|---------|
| Receiving Touchdowns  | 3    | T-15th  |
| Receiving Touchdowns (Among Tight Ends)                     | 3    | T-3rd   |
| Receiving Touchdowns In Conference Games                    | 3    | T-3rd   |
| Receiving Touchdowns In Conference Games (Among Tight Ends) | 3    | T-1st   |



## La'MICHAEL PETTWAY 16

Wide Receiver | 6-2 | 219 | Junior  
Nashville, Ark. | Nashville HS

### QUICK HITS

- Surpassed last year's receiving yard total in game one against EIU (9/1/18).
- One of six players in the SEC with two touchdowns in a game in week one.
- Recorded career highs in receptions, yards, TDs and long reception against EIU.
- Started 2018 with three games of multiple receptions, after having none prior to this year.
- Made his first career start against Florida A&M in the season opener last year.

### CAREER STATS

|              | GP/GS       | RECEIVING |            |             |          |           | RUSHING  |          |            |          |          |
|--------------|-------------|-----------|------------|-------------|----------|-----------|----------|----------|------------|----------|----------|
|              |             | REC       | YDS        | AVG         | TD       | LNG       | ATT      | YDS      | AVG        | TD       | LNG      |
| 2016         | 10/0        | 1         | 10         | 10.0        | 1        | 10        | 0        | 0        | 0.0        | 0        | 0        |
| 2017         | 9/3         | 6         | 92         | 15.3        | 0        | 25        | 0        | 0        | 0.0        | 0        | 0        |
| 2018         | 7/3         | 18        | 277        | 15.4        | 4        | 48        | 0        | 0        | 0.0        | 0        | 0        |
| <b>TOTAL</b> | <b>26/7</b> | <b>25</b> | <b>379</b> | <b>15.2</b> | <b>4</b> | <b>48</b> | <b>0</b> | <b>0</b> | <b>0.0</b> | <b>0</b> | <b>0</b> |

### GAME-BY-GAME STATS

|                      | GP/GS      | RECEIVING |            |             |          |           | RUSHING  |          |            |          |          |
|----------------------|------------|-----------|------------|-------------|----------|-----------|----------|----------|------------|----------|----------|
|                      |            | REC       | YDS        | AVG         | TD       | LNG       | ATT      | YDS      | AVG        | TD       | LNG      |
| EASTERN ILLINOIS     | 1/0        | 5         | 93         | 18.6        | 2        | 48        | 0        | 0        | 0.0        | 0        | 0        |
| at Colorado State    | 1/1        | 2         | 31         | 15.5        | 1        | 25        | 0        | 0        | 0.0        | 0        | 0        |
| NORTH TEXAS          | 1/1        | 4         | 49         | 12.3        | 0        | 16        | 0        | 0        | 0.0        | 0        | 0        |
| at Auburn            | 1/1        | 0         | 0          | 0.0         | 0        | 0         | 0        | 0        | 0.0        | 0        | 0        |
| vs. Texas A&M        | 1/0        | 1         | 10         | 10.0        | 0        | 10        | 0        | 0        | 0.0        | 0        | 0        |
| ALABAMA              | 1/0        | 3         | 17         | 5.6         | 0        | 9         | 0        | 0        | 0.0        | 0        | 0        |
| OLE MISS             | 1/0        | 3         | 77         | 25.6        | 1        | 39        | 0        | 0        | 0.0        | 0        | 0        |
| TULSA                |            |           |            |             |          |           |          |          |            |          |          |
| VANDERBILT           |            |           |            |             |          |           |          |          |            |          |          |
| LSU                  |            |           |            |             |          |           |          |          |            |          |          |
| at Mississippi State |            |           |            |             |          |           |          |          |            |          |          |
| at Missouri          |            |           |            |             |          |           |          |          |            |          |          |
| <b>TOTAL</b>         | <b>7/3</b> | <b>18</b> | <b>277</b> | <b>15.4</b> | <b>4</b> | <b>48</b> | <b>0</b> | <b>0</b> | <b>0.0</b> | <b>0</b> | <b>0</b> |

### SEASON HIGHS

Receptions ..... 5 vs. Eastern Illinois (9/1/18)  
 Receiving Yards ..... 93 vs. Eastern Illinois (9/1/18)  
 Receiving Touchdowns ..... 2 vs. Eastern Illinois (9/1/18)  
 Long Reception ..... 48 vs. Eastern Illinois (9/1/18)

### CAREER HIGHS

Receptions ..... 5 vs. Eastern Illinois (9/1/18)  
 Receiving Yards ..... 93 vs. Eastern Illinois (9/1/18)  
 Receiving Touchdowns ..... 2 vs. Eastern Illinois (9/1/18)  
 Long Reception ..... 48 vs. Eastern Illinois (9/1/18)



## BUMPER POOL 16

Linebacker | 6-2 | 223 | Freshman  
Lucas, Texas | Lovejoy HS

### QUICK HITS

- Made first career start at Colorado State (9/8/18), recording first TFL (0.5) and PBU (1).
- 60-yard fumble return is Arkansas' longest since Jerry Franklin's 94-yard return in 2011.
- Tied for the third-most tackles on team in debut against EIU (9/1/18).
- Four-star recruit that chose Arkansas over Alabama, LSU, Texas A&M and others.

### CAREER STATS

|              | GP/GS      | UA       | A         | ToT       | TFL-YDS      | SCK-YDS      | FF       | FR-YDS      | INT-YDS    | QBH      | BRUP     |
|--------------|------------|----------|-----------|-----------|--------------|--------------|----------|-------------|------------|----------|----------|
| 2018         | 6/2        | 3        | 10        | 13        | 1.5-2        | 0.0-0        | 0        | 1-60        | 0-0        | 1        | 2        |
| <b>TOTAL</b> | <b>6/2</b> | <b>3</b> | <b>10</b> | <b>13</b> | <b>1.5-2</b> | <b>0.0-0</b> | <b>0</b> | <b>1-60</b> | <b>0-0</b> | <b>1</b> | <b>2</b> |

### GAME-BY-GAME STATS

|                      | GP/GS      | UA       | A         | ToT       | TFL-YDS      | SCK-YDS      | FF       | FR-YDS      | INT-YDS    | QBH      | BRUP     |
|----------------------|------------|----------|-----------|-----------|--------------|--------------|----------|-------------|------------|----------|----------|
| EASTERN ILLINOIS     | 1/0        | 2        | 4         | 6         | 0.0-0        | 0.0-0        | 0        | 1-60        | 0-0        | 0        | 0        |
| at Colorado State    | 1/1        | 0        | 4         | 4         | 0.5-1        | 0.0-0        | 0        | 0-0         | 0-0        | 0        | 1        |
| NORTH TEXAS          | 1/1        | 1        | 2         | 3         | 1.0-1        | 0.0-0        | 0        | 0-0         | 0-0        | 1        | 1        |
| at Auburn            | 1/0        | 0        | 0         | 0         | 0.0-0        | 0.0-0        | 0        | 0-0         | 0-0        | 0        | 0        |
| vs. Texas A&M        | 1/0        | 0        | 0         | 0         | 0.0-0        | 0.0-0        | 0        | 0-0         | 0-0        | 0        | 0        |
| ALABAMA              | 1/0        | 0        | 0         | 0         | 0.0-0        | 0.0-0        | 0        | 0-0         | 0-0        | 0        | 0        |
| OLE MISS             | -/-        | -        | -         | -         | -            | -            | -        | -           | -          | -        | -        |
| TULSA                |            |          |           |           |              |              |          |             |            |          |          |
| VANDERBILT           |            |          |           |           |              |              |          |             |            |          |          |
| LSU                  |            |          |           |           |              |              |          |             |            |          |          |
| at Mississippi State |            |          |           |           |              |              |          |             |            |          |          |
| at Missouri          |            |          |           |           |              |              |          |             |            |          |          |
| <b>TOTAL</b>         | <b>6/2</b> | <b>3</b> | <b>10</b> | <b>13</b> | <b>1.5-2</b> | <b>0.0-0</b> | <b>0</b> | <b>1-60</b> | <b>0-0</b> | <b>1</b> | <b>2</b> |

### SEASON HIGHS

Tackles ..... 6 vs. Eastern Illinois (9/1/18)  
 Tackles For Loss ..... 1.0 vs. North Texas (9/15/18)  
 Sacks ..... None  
 Interceptions ..... None  
 Interception Return Yards ..... None  
 QB Hurries ..... 1 vs. North Texas (9/15/18)  
 Pass Breakups ..... 1 (2x) last vs. North Texas (9/15/18)  
 Forced Fumbles ..... 1 at Colorado State (9/8/18)  
 Fumble Recoveries ..... 1 vs. Eastern Illinois (9/1/18)

### CAREER HIGHS

Tackles ..... 6 vs. Eastern Illinois (9/1/18)  
 Tackles For Loss ..... 1.0 vs. North Texas (9/15/18)  
 Sacks ..... None  
 Interceptions ..... None  
 Interception Return Yards ..... None  
 QB Hurries ..... 1 vs. North Texas (9/15/18)  
 Pass Breakups ..... 1 (2x) last vs. North Texas (9/15/18)  
 Forced Fumbles ..... 1 at Colorado State (9/8/18)  
 Fumble Recoveries ..... 1 vs. Eastern Illinois (9/1/18)



## RYAN PULLEY

11

Defensive Back | 5-11 | 198 | Junior  
Fort Myers, Fla. | Island Coast HS

### QUICK HITS

- Recorded his first interception since the 2016 season against Colorado State (9/8/18).
- Has started 20-consecutive games played, recording 16 PBUs and four INTs.
- Suffered a right pectoral injury and missed most of the 2017 season.
- Recorded his first career sack at Auburn (9/22/18).
- Recorded his first career FF against Alabama (10/6/18), the sixth fumble for the Tide this season.

### CAREER STATS

|              | GP/GS        | UA        | A         | ToT       | TFL-YDS      | SCK-YDS      | FF       | FR-YDS     | INT-YDS     | QBH      | BRUP      |
|--------------|--------------|-----------|-----------|-----------|--------------|--------------|----------|------------|-------------|----------|-----------|
| 2015         | 10/1         | 6         | 4         | 10        | 0.0-0        | 0.0-0        | 0        | 0-0        | 1-8         | 0        | 2         |
| 2016         | 13/12        | 33        | 14        | 47        | 0.5-0        | 0.0-0        | 0        | 1-0        | 2-75        | 0        | 13        |
| 2017         | 1/1          | 1         | 0         | 1         | 0.0-0        | 0.0-0        | 0        | 0-0        | 0-0         | 0        | 0         |
| 2018         | 7/7          | 21        | 5         | 26        | 2.0-8        | 1.0-5        | 1        | 0-0        | 2-0         | 0        | 4         |
| <b>TOTAL</b> | <b>31/21</b> | <b>61</b> | <b>23</b> | <b>84</b> | <b>2.5-8</b> | <b>1.0-5</b> | <b>1</b> | <b>1-0</b> | <b>5-83</b> | <b>0</b> | <b>19</b> |

### GAME-BY-GAME STATS

|                      | GP/GS      | UA        | A        | ToT       | TFL-YDS      | SCK-YDS      | FF       | FR-YDS     | INT-YDS    | QBH      | BRUP     |
|----------------------|------------|-----------|----------|-----------|--------------|--------------|----------|------------|------------|----------|----------|
| EASTERN ILLINOIS     | 1/1        | 2         | 1        | 3         | 0.0-0        | 0.0-0        | 0        | 0-0        | 0-0        | 0        | 0        |
| at Colorado State    | 1/1        | 4         | 1        | 5         | 0.0-0        | 0.0-0        | 0        | 0-0        | 1-0        | 0        | 2        |
| NORTH TEXAS          | 1/1        | 3         | 0        | 3         | 1.0-3        | 0.0-0        | 0        | 0-0        | 0-0        | 0        | 0        |
| at Auburn            | 1/1        | 3         | 1        | 4         | 1.0-5        | 1.0-5        | 0        | 0-0        | 0-0        | 0        | 1        |
| vs. Texas A&M        | 1/1        | 4         | 0        | 4         | 0.0-0        | 0.0-0        | 0        | 0-0        | 0-0        | 0        | 0        |
| ALABAMA              | 1/1        | 3         | 1        | 4         | 0.0-0        | 0.0-0        | 1        | 0-0        | 0-0        | 0        | 0        |
| OLE MISS             | 1/1        | 2         | 1        | 3         | 0.0-0        | 0.0-0        | 0        | 0-0        | 1-0        | 0        | 1        |
| TULSA                |            |           |          |           |              |              |          |            |            |          |          |
| VANDERBILT           |            |           |          |           |              |              |          |            |            |          |          |
| LSU                  |            |           |          |           |              |              |          |            |            |          |          |
| at Mississippi State |            |           |          |           |              |              |          |            |            |          |          |
| at Missouri          |            |           |          |           |              |              |          |            |            |          |          |
| <b>TOTAL</b>         | <b>7/7</b> | <b>21</b> | <b>5</b> | <b>26</b> | <b>2.0-8</b> | <b>1.0-5</b> | <b>1</b> | <b>0-0</b> | <b>2-0</b> | <b>0</b> | <b>4</b> |

### SEASON HIGHS

Tackles ..... 5 at Colorado State (9/8/18)  
Tackles For Loss ..... 1.0 (2x) last at Auburn (9/22/18)  
Sacks ..... 1.0 at Auburn (9/22/18)  
Interceptions ..... 1 (2x) last vs. Ole Miss (10/13/18)  
Interception Return Yards ..... None  
QB Hurries ..... None  
Pass Breakups ..... 2 at Colorado State (9/8/18)  
Forced Fumbles ..... 1 vs. Alabama (10/6/18)  
Fumble Recoveries ..... None

### CAREER HIGHS

Tackles ..... 7 at Missouri (11/24/16)  
Tackles For Loss ..... 1.0 (2x) last at Auburn (9/22/18)  
Sacks ..... 1.0 at Auburn (9/22/18)  
Interceptions ..... 1 (5x), last vs. Ole Miss (10/13/18)  
Interception Return Yards ..... 50 vs. Virginia Tech (12/29/16)  
QB Hurries ..... None  
Pass Breakups ..... 3 at TCU (9/10/16)  
Forced Fumbles ..... 1 vs. Alabama (10/6/18)  
Fumble Recoveries ..... None



## SANTOS RAMIREZ

9

Defensive Back | 6-2 | 204 | Senior  
Shreveport, La. | Evangel Christian Academy

### QUICK HITS

- Had his fourth career double-digit tackling effort against Alabama (10/6/18).
- In 2017, finished third on the team and first among DBs in tackles (63).
- Enters the 2018 campaign with 5 career FF, the most since Tenarius Wright (2008-2012).
- Forced and recovered a key fumble and broke up a pass against Ole Miss (10/28/17).
- One of 3 players in the FBS to record at least 60 tackles, an INT, 8 PBUs and 3 FF in 2017.

### CAREER STATS

|              | GP/GS        | UA         | A         | ToT        | TFL-YDS      | SCK-YDS      | FF       | FR-YDS     | INT-YDS     | QBH      | BRUP      |
|--------------|--------------|------------|-----------|------------|--------------|--------------|----------|------------|-------------|----------|-----------|
| 2015         | 12/3         | 22         | 13        | 35         | 0.0-0        | 0.0-0        | 0        | 0-0        | 1-18        | 0        | 3         |
| 2016         | 12/7         | 30         | 13        | 43         | 0.0-0        | 0.0-0        | 2        | 0-0        | 1-24        | 0        | 2         |
| 2017         | 12/12        | 34         | 29        | 63         | 2.0-4        | 0.0-0        | 3        | 1-0        | 1-16        | 0        | 8         |
| 2018         | 7/7          | 29         | 24        | 53         | 0.0-0        | 0.0-0        | 0        | 1-0        | 0           | 0        | 0         |
| <b>TOTAL</b> | <b>43/29</b> | <b>115</b> | <b>79</b> | <b>194</b> | <b>2.0-4</b> | <b>0.0-0</b> | <b>5</b> | <b>1-0</b> | <b>3-58</b> | <b>0</b> | <b>13</b> |

### GAME-BY-GAME STATS

|                      | GP/GS      | UA        | A         | ToT       | TFL-YDS      | SCK-YDS      | FF       | FR-YDS     | INT-YDS  | QBH      | BRUP     |
|----------------------|------------|-----------|-----------|-----------|--------------|--------------|----------|------------|----------|----------|----------|
| EASTERN ILLINOIS     | 1/1        | 5         | 1         | 6         | 0.0-0        | 0.0-0        | 0        | 1-0        | 0-0      | 0        | 0        |
| at Colorado State    | 1/1        | 4         | 6         | 10        | 0.0-0        | 0.0-0        | 0        | 0-0        | 0-0      | 0        | 0        |
| NORTH TEXAS          | 1/1        | 3         | 1         | 4         | 0.0-0        | 0.0-0        | 0        | 0-0        | 0-0      | 0        | 0        |
| at Auburn            | 1/1        | 4         | 1         | 5         | 0.0-0        | 0.0-0        | 0        | 0-0        | 0-0      | 0        | 0        |
| vs. Texas A&M        | 1/1        | 6         | 4         | 10        | 0.0-0        | 0.0-0        | 0        | 0-0        | 0-0      | 0        | 0        |
| ALABAMA              | 1/1        | 3         | 9         | 12        | 0.0-0        | 0.0-0        | 0        | 0-0        | 0-0      | 0        | 0        |
| OLE MISS             | 1/1        | 4         | 2         | 6         | 0.0-0        | 0.0-0        | 0        | 0-0        | 0-0      | 0        | 0        |
| TULSA                |            |           |           |           |              |              |          |            |          |          |          |
| VANDERBILT           |            |           |           |           |              |              |          |            |          |          |          |
| LSU                  |            |           |           |           |              |              |          |            |          |          |          |
| at Mississippi State |            |           |           |           |              |              |          |            |          |          |          |
| at Missouri          |            |           |           |           |              |              |          |            |          |          |          |
| <b>TOTAL</b>         | <b>7/7</b> | <b>29</b> | <b>24</b> | <b>53</b> | <b>0.0-0</b> | <b>0.0-0</b> | <b>0</b> | <b>1-0</b> | <b>0</b> | <b>0</b> | <b>0</b> |

### SEASON HIGHS

Tackles ..... 12 vs. Alabama (10/6/18)  
Tackles For Loss ..... None  
Sacks ..... None  
Interceptions ..... None  
Interception Return Yards ..... None  
QB Hurries ..... None  
Pass Breakups ..... None  
Forced Fumbles ..... None  
Fumble Recoveries ..... 1 vs. Eastern Illinois (9/1/18)

### CAREER HIGHS

Tackles ..... 12 vs. Alabama (10/6/18)  
Tackles For Loss ..... 1 vs. New Mexico State (9/30/17)  
Sacks ..... None  
Interceptions ..... 1 (3x), last vs. TCU (9/9/17)  
Interception Return Yards ..... 24 vs. Florida (11/5/16)  
QB Hurries ..... None  
Pass Breakups ..... 2 (3x) last vs. Coastal Carolina (11/4/17)  
Forced Fumbles ..... 1 (4x) last at Ole Miss (10/28/17)  
Fumble Recoveries ..... 1 (2x) last vs. Eastern Illinois (9/1/18)



## RANDY RAMSEY

10

Defensive Line | 6-4 | 236 | Senior  
Ft. Lauderdale, Fla. | Dillard HS

### QUICK HITS

- Became Arkansas' active career-leader in sacks with 6.5 against Ole Miss (10/13/18).
- Led the team last season with six QBHs, with five coming in SEC Contests.
- Logged his first career sack against Florida A&M (8/31/17).
- Recorded a career high nine tackles in a comeback win against Ole Miss (10/28/17).
- Made at least 1.0 tackle for loss in four games, had 1.0 sack in two games in 2017.

### CAREER STATS

|              | GP/GS        | UA        | A         | ToT       | TFL-YDS        | SCK-YDS       | FF       | FR-YDS     | INT-YDS    | QBH       | BRUP     |
|--------------|--------------|-----------|-----------|-----------|----------------|---------------|----------|------------|------------|-----------|----------|
| 2014         | 7/1          | 5         | 3         | 8         | 0.5-1          | 0.0-0         | 0        | 0-0        | 0-0        | 0         | 0        |
| 2016         | 12/3         | 13        | 10        | 23        | 5.5-32         | 2.5-20        | 3        | 1-0        | 0-0        | 4         | 0        |
| 2017         | 12/8         | 20        | 22        | 42        | 5.5-18         | 2.0-13        | 1        | 0-0        | 0-0        | 6         | 2        |
| 2018         | 5/5          | 8         | 10        | 18        | 5.0-22         | 2.0-12        | 0        | 0-0        | 0-0        | 4         | 0        |
| <b>TOTAL</b> | <b>36/17</b> | <b>46</b> | <b>45</b> | <b>91</b> | <b>16.5-73</b> | <b>6.5-45</b> | <b>4</b> | <b>1-0</b> | <b>0-0</b> | <b>14</b> | <b>2</b> |

### GAME-BY-GAME STATS

|                      | GP/GS      | UA       | A         | ToT       | TFL-YDS       | SCK-YDS       | FF       | FR-YDS     | INT-YDS    | QBH      | BRUP     |
|----------------------|------------|----------|-----------|-----------|---------------|---------------|----------|------------|------------|----------|----------|
| EASTERN ILLINOIS     | -/-        | -        | -         | -         | -             | -             | -        | -          | -          | -        | -        |
| at Colorado State    | -/-        | -        | -         | -         | -             | -             | -        | -          | -          | -        | -        |
| NORTH TEXAS          | 1/1        | 0        | 1         | 1         | 0.0-0         | 0.0-0         | 0        | 0-0        | 0-0        | 3        | 0        |
| at Auburn            | 1/1        | 5        | 1         | 6         | 2.0-11        | 1.0-6         | 0        | 0-0        | 0-0        | 0        | 0        |
| vs. Texas A&M        | 1/1        | 1        | 3         | 4         | 0.0-0         | 0.0-0         | 0        | 0-0        | 0-0        | 0        | 0        |
| ALABAMA              | 1/1        | 0        | 3         | 3         | 0.5-1         | 0.0-0         | 0        | 0-0        | 0-0        | 1        | 0        |
| OLE MISS             | 1/1        | 2        | 2         | 4         | 2.5-10        | 1.0-6         | 0        | 0-0        | 0-0        | 0        | 0        |
| TULSA                |            |          |           |           |               |               |          |            |            |          |          |
| VANDERBILT           |            |          |           |           |               |               |          |            |            |          |          |
| LSU                  |            |          |           |           |               |               |          |            |            |          |          |
| at Mississippi State |            |          |           |           |               |               |          |            |            |          |          |
| at Missouri          |            |          |           |           |               |               |          |            |            |          |          |
| <b>TOTAL</b>         | <b>5/5</b> | <b>8</b> | <b>10</b> | <b>18</b> | <b>5.0-22</b> | <b>2.0-12</b> | <b>0</b> | <b>0-0</b> | <b>0-0</b> | <b>4</b> | <b>0</b> |

### SEASON HIGHS

Tackles .....6 at Auburn (9/22/18)  
Tackles For Loss.....2.5 vs. Ole Miss (10/14/18)  
Sacks.....1.0 (2x) last vs. Ole Miss (10/14/18)  
Interceptions .....None  
Interception Return Yards .....None  
QB Hurries .....3 vs. North Texas (9/15/18)  
Pass Breakups.....None  
Forced Fumbles .....None

### CAREER HIGHS

Tackles .....9 vs. Ole Miss (10/28/17)  
Tackles For Loss.....2.5 vs. Ole Miss (10/14/18)  
Sacks.....1.0 (6x) last vs. Ole Miss (10/14/18)  
Interceptions .....None  
Interception Return Yards .....None  
QB Hurries .....3 vs. North Texas (9/15/18)  
Pass Breakups.....1 (2x) last vs. Mississippi State (11/17/17)  
Forced Fumbles .....1 (4x) last vs. Coastal Carolina (11/4/17)



## KEVIN RICHARDSON

30

Defensive Back | 5-11 | 180 | Senior  
Jacksonville, Ark. | Jacksonville HS



### QUICK HITS

- Recorded his first statistics of the season against Texas A&M (9/29/18) with two tackles.
- Tied for the team lead in interceptions (3), breaking up four passes in 2017.
- Recorded three picks in four games, the most in a four game stretch by a Hog since 2011.
- Ended Jalen Hurts' streak of 206 passes thrown without an interception last season.
- Finished the year with 17 tackles over the final two games.

### CAREER STATS

|              | GP/GS        | UA        | A         | ToT        | TFL-YDS      | SCK-YDS      | FF       | FR-YDS      | INT-YDS    | QBH      | BRUP     |
|--------------|--------------|-----------|-----------|------------|--------------|--------------|----------|-------------|------------|----------|----------|
| 2014         | 13/0         | 5         | 3         | 8          | 0.0-0        | 0.0-0        | 0        | 0-0         | 0-0        | 1        | 0        |
| 2015         | 13/5         | 22        | 22        | 44         | 0.0-0        | 0.0-0        | 0        | 0-0         | 1-0        | 0        | 3        |
| 2016         | 1/1          | 2         | 5         | 7          | 0.0-0        | 0.0-0        | 0        | 0-0         | 0-0        | 0        | 0        |
| 2017         | 12/9         | 21        | 29        | 50         | 0.5-1        | 0.0-0        | 0        | 1-22        | 3-7        | 0        | 4        |
| 2018         | 4/2          | 3         | 4         | 7          | 0.0-0        | 0.0-0        | 0        | 0-0         | 0-0        | 0        | 1        |
| <b>TOTAL</b> | <b>43/17</b> | <b>53</b> | <b>65</b> | <b>118</b> | <b>0.5-1</b> | <b>0.0-0</b> | <b>0</b> | <b>1-22</b> | <b>4-7</b> | <b>1</b> | <b>8</b> |

### GAME-BY-GAME STATS

|                      | GP/GS      | UA       | A        | ToT      | TFL-YDS      | SCK-YDS      | FF       | FR-YDS     | INT-YDS    | QBH      | BRUP     |
|----------------------|------------|----------|----------|----------|--------------|--------------|----------|------------|------------|----------|----------|
| EASTERN ILLINOIS     | -/-        | -        | -        | -        | -            | -            | -        | -          | -          | -        | -        |
| at Colorado State    | -/-        | -        | -        | -        | -            | -            | -        | -          | -          | -        | -        |
| NORTH TEXAS          | -/-        | -        | -        | -        | -            | -            | -        | -          | -          | -        | -        |
| at Auburn            | 1/0        | 0        | 0        | 0        | 0.0-0        | 0.0-0        | 0        | 0-0        | 0-0        | 0        | 0        |
| vs. Texas A&M        | 1/0        | 0        | 2        | 2        | 0.0-0        | 0.0-0        | 0        | 0-0        | 0-0        | 0        | 0        |
| ALABAMA              | 1/1        | 1        | 2        | 3        | 0.0-0        | 0.0-0        | 0        | 0-0        | 0-0        | 0        | 1        |
| OLE MISS             | 1/1        | 2        | 0        | 2        | 0.0-0        | 0.0-0        | 0        | 0-0        | 0-0        | 0        | 0        |
| TULSA                |            |          |          |          |              |              |          |            |            |          |          |
| VANDERBILT           |            |          |          |          |              |              |          |            |            |          |          |
| LSU                  |            |          |          |          |              |              |          |            |            |          |          |
| at Mississippi State |            |          |          |          |              |              |          |            |            |          |          |
| at Missouri          |            |          |          |          |              |              |          |            |            |          |          |
| <b>TOTAL</b>         | <b>4/2</b> | <b>3</b> | <b>4</b> | <b>7</b> | <b>0.0-0</b> | <b>0.0-0</b> | <b>0</b> | <b>0-0</b> | <b>0-0</b> | <b>0</b> | <b>1</b> |

### SEASON HIGHS

Tackles .....3 vs. Alabama (10/6/18)  
Tackles For Loss.....None  
Sacks.....None  
Interceptions .....None  
Interception Return Yards .....None  
QB Hurries .....None  
Pass Breakups.....1 vs. Alabama (10/6/18)  
Forced Fumbles .....None  
Fumble Recoveries.....None

### CAREER HIGHS

Tackles .....10 (2x), last vs. Mississippi State (11/21/15)  
Tackles For Loss.....None  
Sacks.....None  
Interceptions .....1 (4x) last vs. Auburn (10/21/17)  
Interception Return Yards .....7 vs. Auburn (10/21/17)  
QB Hurries .....1 vs. UAB (10/25/14)  
Pass Breakups.....3 vs. Mississippi State (11/21/1)  
Forced Fumbles .....None  
Fumble Recoveries.....1 vs. Ole Miss (10/28/17)





## T.J. SMITH

52

Defensive Line | 6-3 | 304 | Senior  
Moultrie, Ga. | Colquitt County HS

### QUICK HITS

- Started all 12 games in 2017, finishing as one of five Arkansas players with multiple sacks.
- Recorded his first TFL and sack of the 2018 campaign against Texas A&M (9/29/18).
- Recorded a career high five tackles against Ole Miss (10/27/17)
- All four tackles for loss and two sacks came away from home in SEC competition.
- Recorded 2.0 TFLs, 1.0 sack, a FF and a QBH in a career day against South Carolina in 2017.

### CAREER STATS

|              | GP/GS        | UA        | A         | ToT       | TFL-YDS       | SCK-YDS       | FF       | FR-YDS     | INT-YDS    | QBH      | BRUP     |
|--------------|--------------|-----------|-----------|-----------|---------------|---------------|----------|------------|------------|----------|----------|
| 2016         | 5/0          | 1         | 3         | 4         | 1.5-3         | 0.0-0         | 0        | 0-0        | 0-0        | 0        | 0        |
| 2017         | 12/12        | 10        | 16        | 26        | 4.0-17        | 2.0-15        | 1        | 0-0        | 0-0        | 3        | 0        |
| 2018         | 7/7          | 6         | 10        | 16        | 2.0-8         | 1.0-5         | 0        | 0-0        | 0-0        | 0        | 0        |
| <b>TOTAL</b> | <b>24/19</b> | <b>17</b> | <b>29</b> | <b>46</b> | <b>7.5-28</b> | <b>3.0-20</b> | <b>1</b> | <b>0-0</b> | <b>0-0</b> | <b>3</b> | <b>0</b> |

### GAME-BY-GAME STATS

|                      | GP/GS      | UA       | A         | ToT       | TFL-YDS      | SCK-YDS      | FF       | FR-YDS     | INT-YDS    | QBH      | BRUP     |
|----------------------|------------|----------|-----------|-----------|--------------|--------------|----------|------------|------------|----------|----------|
| EASTERN ILLINOIS     | 1/1        | 1        | 2         | 3         | 0.5-1        | 0.0-0        | 0        | 0-0        | 0-0        | 0        | 0        |
| at Colorado State    | 1/1        | 0        | 1         | 1         | 0.5-2        | 0.0-0        | 0        | 0-0        | 0-0        | 0        | 0        |
| NORTH TEXAS          | 1/1        | 0        | 3         | 3         | 0.0-0        | 0.0-0        | 0        | 0-0        | 0-0        | 0        | 0        |
| at Auburn            | 1/1        | 2        | 1         | 3         | 0.0-0        | 0.0-0        | 0        | 0-0        | 0-0        | 0        | 0        |
| vs. Texas A&M        | 1/1        | 1        | 1         | 2         | 1.0-5        | 1.0-5        | 0        | 0-0        | 0-0        | 0        | 0        |
| ALABAMA              | 1/1        | 0        | 2         | 2         | 0.0-0        | 0.0-0        | 0        | 0-0        | 0-0        | 0        | 0        |
| OLE MISS             | 1/1        | 2        | 0         | 2         | 0.0-0        | 0.0-0        | 0        | 0-0        | 0-0        | 0        | 0        |
| TULSA                |            |          |           |           |              |              |          |            |            |          |          |
| VANDERBILT           |            |          |           |           |              |              |          |            |            |          |          |
| LSU                  |            |          |           |           |              |              |          |            |            |          |          |
| at Mississippi State |            |          |           |           |              |              |          |            |            |          |          |
| at Missouri          |            |          |           |           |              |              |          |            |            |          |          |
| <b>TOTAL</b>         | <b>7/7</b> | <b>6</b> | <b>10</b> | <b>16</b> | <b>2.0-8</b> | <b>1.0-5</b> | <b>0</b> | <b>0-0</b> | <b>0-0</b> | <b>0</b> | <b>0</b> |

### SEASON HIGHS

|                           |                                 |
|---------------------------|---------------------------------|
| Tackles                   | 3 (3x) last at Auburn (9/22/18) |
| Tackles For Loss          | 1.0 vs. Texas A&M (9/29/18)     |
| Sacks                     | 1.0 vs. Texas A&M (9/29/18)     |
| Interceptions             | None                            |
| Interception Return Yards | None                            |
| QB Hurries                | None                            |
| Pass Breakups             | None                            |
| Forced Fumbles            | None                            |
| Fumble Recoveries         | None                            |

### CAREER HIGHS

|                           |  |
|---------------------------|--|
| Tackles                   | 5 at Ole Miss (10/28/17)                   |
| Tackles For Loss          | 2.0 at South Carolina (10/7/17)            |
| Sacks                     | 1.0 (3x) last vs. Texas A&M (9/29/18)      |
| Interceptions             | None                                       |
| Interception Return Yards | None                                       |
| QB Hurries                | 1 (3x) last vs. Coastal Carolina (11/4/17) |
| Pass Breakups             | None                                       |
| Forced Fumbles            | 1 at South Carolina (10/7/17)              |
| Fumble Recoveries         | None                                       |



## DEON STEWART

3

Wide Receiver | 5-11 | 161 | Junior  
Hardy, Ark. | Highland HS

### QUICK HITS

- Has at least one catch in 15 consecutive games, including nine multi-catch games.
- Recorded multiple catches in six of the last 10 SEC contests.
- Finished second on the team in receptions (33), receiving yards (404) and TD catches (3).
- 8 of 9 catches on third down resulted in a first down, including 32-yarder at Auburn.

### CAREER STATS

|              | GP/GS       | RECEIVING |            |             |          |           | RUSHING  |           |            |          |          |
|--------------|-------------|-----------|------------|-------------|----------|-----------|----------|-----------|------------|----------|----------|
|              |             | REC       | YDS        | AVG         | TD       | LNG       | ATT      | YDS       | AVG        | TD       | LNG      |
| 2016         | 12/0        | 2         | 34         | 17.0        | 0        | 19        | 2        | 9         | 4.5        | 0        | 5        |
| 2017         | 12/6        | 33        | 404        | 12.2        | 3        | 38        | 8        | 10        | 1.2        | 0        | 8        |
| 2018         | 7/3         | 10        | 118        | 11.8        | 0        | 37        | 0        | 0         | 0.0        | 0        | 0        |
| <b>TOTAL</b> | <b>29/9</b> | <b>45</b> | <b>556</b> | <b>12.4</b> | <b>3</b> | <b>38</b> | <b>8</b> | <b>15</b> | <b>1.9</b> | <b>0</b> | <b>5</b> |

### GAME-BY-GAME STATS


|                      | GP/GS      | RECEIVING |            |             |          |           | RUSHING  |          |            |          |          |
|----------------------|------------|-----------|------------|-------------|----------|-----------|----------|----------|------------|----------|----------|
|                      |            | REC       | YDS        | AVG         | TD       | LNG       | ATT      | YDS      | AVG        | TD       | LNG      |
| EASTERN ILLINOIS     | 1/0        | 1         | 0          | 0.0         | 0        | 0         | 0        | 0        | 0.0        | 0        | 0        |
| at Colorado State    | 1/0        | 1         | 10         | 10.0        | 0        | 10        | 0        | 0        | 0.0        | 0        | 0        |
| NORTH TEXAS          | 1/0        | 2         | 12         | 6.0         | 0        | 8         | 0        | 0        | 0.0        | 0        | 0        |
| at Auburn            | 1/0        | 1         | 32         | 32.0        | 0        | 32        | 0        | 0        | 0.0        | 0        | 0        |
| vs. Texas A&M        | 1/1        | 1         | 6          | 6.0         | 0        | 6         | 0        | 0        | 0.0        | 0        | 0        |
| ALABAMA              | 1/1        | 2         | 53         | 21.5        | 0        | 37        | 0        | 0        | 0.0        | 0        | 0        |
| OLE MISS             | 1/1        | 2         | 5          | 2.5         | 0        | 5         | 0        | 0        | 0.0        | 0        | 0        |
| TULSA                |            |           |            |             |          |           |          |          |            |          |          |
| VANDERBILT           |            |           |            |             |          |           |          |          |            |          |          |
| LSU                  |            |           |            |             |          |           |          |          |            |          |          |
| at Mississippi State |            |           |            |             |          |           |          |          |            |          |          |
| at Missouri          |            |           |            |             |          |           |          |          |            |          |          |
| <b>TOTAL</b>         | <b>7/3</b> | <b>10</b> | <b>118</b> | <b>11.8</b> | <b>0</b> | <b>37</b> | <b>0</b> | <b>0</b> | <b>0.0</b> | <b>0</b> | <b>0</b> |

### SEASON HIGHS

|                        |                                   |
|------------------------|-----------------------------------|
| Receptions             | 2 (2x) last vs. Alabama (10/6/18) |
| Receiving Yards        | 53 vs. Alabama (10/6/18)          |
| Receiving Touchdowns   | None                              |
| Long Reception         | 37 vs. Alabama (10/6/18)          |
| Rushes                 | None                              |
| Rushing Yards          | None                              |
| Rushing Touchdowns     | None                              |
| Long Rush              | None                              |
| Punt Returns           | 1 (3x) last at Auburn (9/22/18)   |
| Long Punt Return       | 45 at Colorado State (9/8/18)     |
| Kick Returns           | 1 (2x) last at Auburn (9/22/18)   |
| Kick Return Yards      | 20 at Auburn (9/22/18)            |
| Kick Return Touchdowns | None                              |

### CAREER HIGHS

|                        |                                       |
|------------------------|---------------------------------------|
| Receptions             | 6 (2x) last vs Missouri (11/24/17)    |
| Receiving Yards        | 71 vs. New Mexico State (9/30/17)     |
| Receiving Touchdowns   | 1 (3x), last at Ole Miss (10/28/17)   |
| Long Reception         | 38 vs. New Mexico State (9/30/17)     |
| Rushes                 | 2 vs. Auburn (10/21/17)               |
| Rushing Yards          | 5 vs. Virginia Tech (12/29/16)        |
| Rushing Touchdowns     | None                                  |
| Punt Returns           | 1 (2x) last vs. North Texas (9/15/18) |
| Long Rush              | 5 vs. Virginia Tech (12/29/16)        |
| Long Punt Return       | 45 at Colorado State (9/8/18)         |
| Kick Returns           | 7 vs. LSU (11/12/16)                  |
| Kick Return Yards      | 119 at Missouri (11/25/16)            |
| Kick Return Touchdowns | None                                  |



## TY STOREY

4

Quarterback | 6-2 | 215 | Junior  
Charleston, Ark. | Charleston HS



### QUICK HITS

- 15<sup>th</sup> quarterback to complete 25 or more passes against Alabama since 2007.
- Had a career high completions (13), attempts (31), rushes (12) and rush yards (44) at Auburn.
- Recorded 261 yards and accounted for four total touchdowns against EIU (9/1/18).
- Posted his first passing statistics since Oct. 22, 2016 against Auburn in season opener.
- Four-star recruit and early enrollee in 2015 before redshirting in first year.

### CAREER STATS

|              | PASSING     |           |            |             |            | RUSHING  |          |           |           |            |            |          |           |
|--------------|-------------|-----------|------------|-------------|------------|----------|----------|-----------|-----------|------------|------------|----------|-----------|
|              | GP/GS       | COMP      | ATT        | PCT         | YDS        | TD       | INT      | LNG       | ATT       | YDS        | AVG        | TD       | LNG       |
| 2016         | 3/0         | 1         | 4          | 25.0        | 3          | 0        | 0        | 3         | 2         | -17        | -8.5       | 0        | 0         |
| 2017         | 2/0         | 0         | 0          | 0.0         | 0          | 0        | 0        | 0         | 1         | -5         | -5         | 0        | 0         |
| 2018         | 6/5         | 81        | 142        | 57.0        | 983        | 7        | 5        | 57        | 45        | 183        | 4.1        | 1        | 23        |
| <b>TOTAL</b> | <b>11/5</b> | <b>81</b> | <b>146</b> | <b>55.4</b> | <b>986</b> | <b>7</b> | <b>5</b> | <b>57</b> | <b>45</b> | <b>161</b> | <b>3.6</b> | <b>1</b> | <b>23</b> |

### GAME-BY-GAME STATS

|                      | PASSING    |           |            |             |            | RUSHING  |          |           |           |            |            |          |           |
|----------------------|------------|-----------|------------|-------------|------------|----------|----------|-----------|-----------|------------|------------|----------|-----------|
|                      | GP/GS      | COMP      | ATT        | PCT         | YDS        | TD       | INT      | LNG       | ATT       | YDS        | AVG        | TD       | LNG       |
| EASTERN ILLINOIS     | 1/0        | 12        | 17         | 70.5        | 261        | 3        | 0        | 57        | 3         | 15         | 5.0        | 1        | 10        |
| at Colorado State    | 1/1        | 5         | 13         | 38.5        | 36         | 0        | 2        | 19        | 2         | 11         | 5.5        | 0        | 17        |
| NORTH TEXAS          | -/-        | -         | -          | -           | -          | -        | -        | -         | -         | -          | -          | -        | -         |
| at Auburn            | 1/1        | 13        | 31         | 41.9        | 141        | 0        | 1        | 33        | 12        | 44         | 3.7        | 0        | 17        |
| vs. Texas A&M        | 1/1        | 14        | 26         | 53.8        | 193        | 1        | 1        | 36        | 10        | 1          | 0.1        | 0        | 11        |
| ALABAMA              | 1/1        | 25        | 39         | 64.1        | 230        | 2        | 1        | 37        | 9         | 42         | 4.6        | 0        | 11        |
| OLE MISS             | 1/1        | 12        | 16         | 75.0        | 122        | 1        | 0        | 39        | 9         | 70         | 7.8        | 0        | 23        |
| TULSA                |            |           |            |             |            |          |          |           |           |            |            |          |           |
| VANDERBILT           |            |           |            |             |            |          |          |           |           |            |            |          |           |
| LSU                  |            |           |            |             |            |          |          |           |           |            |            |          |           |
| at Mississippi State |            |           |            |             |            |          |          |           |           |            |            |          |           |
| at Missouri          |            |           |            |             |            |          |          |           |           |            |            |          |           |
| <b>TOTAL</b>         | <b>6/5</b> | <b>81</b> | <b>142</b> | <b>57.0</b> | <b>983</b> | <b>7</b> | <b>5</b> | <b>57</b> | <b>45</b> | <b>183</b> | <b>4.1</b> | <b>1</b> | <b>23</b> |

### SEASON HIGHS

|               |                                   |
|---------------|-----------------------------------|
| Pass Attempts | 39 vs. Alabama (10/6/18)          |
| Completions   | 25 vs. Alabama (10/6/18)          |
| Pass Yards    | 261 vs. Eastern Illinois (9/1/18) |
| Pass TDs      | 3 vs. Eastern Illinois (9/1/18)   |
| Long Pass     | 57 vs. Eastern Illinois (9/1/18)  |
| Completion %  | 75.0 vs. Ole Miss (10/13/18)      |
| Rushes        | 12 at Auburn (9/22/18)            |
| Rush Yards    | 70 vs. Ole Miss (10/13/18)        |
| Rush TDs      | 1 vs. Eastern Illinois (9/1/18)   |
| Long Rush     | 23 vs. Ole Miss (10/13/18)        |

### CAREER HIGHS

|               |                                   |
|---------------|-----------------------------------|
| Pass Attempts | 39 vs. Alabama (10/6/18)          |
| Completions   | 25 vs. Alabama (10/6/18)          |
| Pass Yards    | 261 vs. Eastern Illinois (9/1/18) |
| Pass TDs      | 3 vs. Eastern Illinois (9/1/18)   |
| Long Pass     | 57 vs. Eastern Illinois (9/1/18)  |
| Completion %  | 75.0 vs. Ole Miss (10/13/18)      |
| Rushes        | 12 at Auburn (9/22/18)            |
| Rush Yards    | 70 vs. Ole Miss (10/13/18)        |
| Rush TDs      | 1 vs. Eastern Illinois (9/1/18)   |
| Long Rush     | 23 vs. Ole Miss (10/13/18)        |



## De'VION WARREN

9

Wide Receiver | 5-10 | 180 | Sophomore  
Monroe, La. | Ouachita Parish HS

### QUICK HITS

- Led the SEC and ranked 13<sup>th</sup> nationally with a 26.38 kickoff return average last year.
- His 765 yards returning kicks ranks third in single-season school history.
- Led SEC with four 40-plus yard kickoff returns, longest was a 100-yard TD against Auburn.
- Became the first Razorback since 2014 to return a kickoff for a touchdown.
- 100-yard kickoff return was the longest for a score since Felix Jones' 100-yard TD in 2006.

### CAREER STATS

|              | RECEIVING   |          |           |             |          | RUSHING  |          |           |            |          | KICK RETURN |                |          |            |     |
|--------------|-------------|----------|-----------|-------------|----------|----------|----------|-----------|------------|----------|-------------|----------------|----------|------------|-----|
|              | GP/GS       | REC      | YDS       | AVG         | TD       | LNG      | ATT      | YDS       | AVG        | TD       | LNG         | RET            | YDS      | TD         | LNG |
| 2017         | 12/0        | 1        | 5         | 5.0         | 0        | 5        | 2        | 10        | 5.0        | 0        | 6           | 29             | 765      | 1          | 100 |
| 2018         | 5/0         | 3        | 14        | 4.6         | 1        | 0        | 0        | 0         | 0.0        | 0        | 0           | 9              | 251      | 0          | 78  |
| <b>TOTAL</b> | <b>17/0</b> | <b>4</b> | <b>19</b> | <b>4.75</b> | <b>1</b> | <b>5</b> | <b>2</b> | <b>10</b> | <b>5.0</b> | <b>0</b> | <b>6</b>    | <b>381,016</b> | <b>1</b> | <b>100</b> |     |

### GAME-BY-GAME STATS

|                      | RECEIVING  |          |           |            |          | RUSHING  |          |          |            |          | KICK RETURN |          |            |          |           |
|----------------------|------------|----------|-----------|------------|----------|----------|----------|----------|------------|----------|-------------|----------|------------|----------|-----------|
|                      | GP/GS      | REC      | YDS       | AVG        | TD       | LNG      | ATT      | YDS      | AVG        | TD       | LNG         | RET      | YDS        | TD       | LNG       |
| EASTERN ILLINOIS     | 1/0        | 0        | 0         | 0.0        | 0        | 0        | 0        | 0        | 0.0        | 0        | 0           | 4        | 102        | 0        | 34        |
| at Colorado State    | 1/0        | 2        | -3        | -1.5       | 0        | 0        | 0        | 0        | 0.0        | 0        | 0           | 1        | 23         | 0        | 23        |
| NORTH TEXAS          | -/-        | -        | -         | -          | -        | -        | -        | -        | -          | -        | -           | -        | -          | -        | -         |
| at Auburn            | -/-        | -        | -         | -          | -        | -        | -        | -        | -          | -        | -           | -        | -          | -        | -         |
| vs. Texas A&M        | 1/0        | 0        | 0         | 0.0        | 0        | 0        | 0        | 0        | 0.0        | 0        | 0           | 1        | 11         | 0        | 11        |
| ALABAMA              | 1/0        | 1        | 17        | 17.0       | 1        | 0        | 0        | 0        | 0.0        | 0        | 0           | 1        | 78         | 0        | 78        |
| OLE MISS             | 1/0        | 0        | 0         | 0.0        | 0        | 0        | 0        | 0        | 0.0        | 0        | 0           | 2        | 37         | 0        | 33        |
| TULSA                |            |          |           |            |          |          |          |          |            |          |             |          |            |          |           |
| VANDERBILT           |            |          |           |            |          |          |          |          |            |          |             |          |            |          |           |
| LSU                  |            |          |           |            |          |          |          |          |            |          |             |          |            |          |           |
| at Mississippi State |            |          |           |            |          |          |          |          |            |          |             |          |            |          |           |
| at Missouri          |            |          |           |            |          |          |          |          |            |          |             |          |            |          |           |
| <b>TOTAL</b>         | <b>5/0</b> | <b>3</b> | <b>14</b> | <b>4.6</b> | <b>1</b> | <b>0</b> | <b>0</b> | <b>0</b> | <b>0.0</b> | <b>0</b> | <b>0</b>    | <b>9</b> | <b>251</b> | <b>0</b> | <b>78</b> |

### SEASON HIGHS

|                           |                                   |
|---------------------------|-----------------------------------|
| Kickoff Returns           | 4 vs. Eastern Illinois (9/1/18)   |
| Kickoff Return Yards      | 102 vs. Eastern Illinois (9/1/18) |
| Kickoff Return Touchdowns | None                              |

### CAREER HIGHS

|                           |   |
|---------------------------|---|
| Kickoff Returns           | 5 (2x), last vs. Coastal Carolina (11/4/17) |
| Kickoff Return Yards      | 141 at Ole Miss (10/28/17)                  |
| Kickoff Return Touchdowns | 1 vs. Auburn (10/21/17)                     |



## ARMON WATTS

90

Defensive Line | 6-5 | 298 | Senior  
St. Louis, Mo. | Christian Brothers College HS

### QUICK HITS

- First Hog to have 1.0+ sacks in each of the first three games of a season since Randy Garner in 1998.
- Fourth Hog since 1998 to have 3.0+ sacks through the first three games of a season.
- Tied for 5th in the SEC in sacks (4.0), 7th in sack yards (24) T-6th in sacks per game (0.80).
- 4.0 sacks is most by a Razorback since Deatrich Wise had 8.0 in 2015.
- 4.0 sacks through five games is the most since Chris Smith had 6.0 through five in 2013.

### CAREER STATS

|              | GP/GS       | UA        | A         | ToT       | TFL-YDS       | SCK-YDS       | FF       | FR-YDS     | INT-YDS    | QBH      | BRUP     |
|--------------|-------------|-----------|-----------|-----------|---------------|---------------|----------|------------|------------|----------|----------|
| 2015         | 11/0        | 2         | 0         | 2         | 0.0-0         | 0.0-0         | 0        | 0-0        | 0-0        | 1        | 0        |
| 2016         | 1/0         | 0         | 1         | 1         | 0.0-0         | 0.0-0         | 0        | 0-0        | 0-0        | 0        | 0        |
| 2017         | 3/0         | 2         | 2         | 4         | 0.0-0         | 0.0-0         | 0        | 0-0        | 0-0        | 0        | 0        |
| 2018         | 7/6         | 8         | 15        | 23        | 4.5-25        | 4.0-24        | 2        | 0-0        | 0-0        | 2        | 2        |
| <b>TOTAL</b> | <b>22/6</b> | <b>12</b> | <b>18</b> | <b>30</b> | <b>4.5-25</b> | <b>4.0-24</b> | <b>2</b> | <b>0-0</b> | <b>0-0</b> | <b>3</b> | <b>2</b> |

### GAME-BY-GAME STATS

|                      | GP/GS      | UA       | A         | ToT       | TFL-YDS       | SCK-YDS       | FF       | FR-YDS     | INT-YDS    | QBH      | BRUP     |
|----------------------|------------|----------|-----------|-----------|---------------|---------------|----------|------------|------------|----------|----------|
| EASTERN ILLINOIS     | 1/0        | 1        | 1         | 2         | 1.0-7         | 1.0-7         | 1        | 0-0        | 0-0        | 0        | 0        |
| at Colorado State    | 1/1        | 1        | 4         | 5         | 1.5-5         | 1.0-4         | 1        | 0-0        | 0-0        | 1        | 0        |
| NORTH TEXAS          | 1/1        | 1        | 1         | 2         | 1.0-9         | 1.0-9         | 0        | 0-0        | 0-0        | 0        | 1        |
| at Auburn            | 1/1        | 2        | 1         | 3         | 0.0-0         | 0.0-0         | 0        | 0-0        | 0-0        | 1        | 0        |
| vs. Texas A&M        | 1/1        | 1        | 4         | 5         | 1.0-4         | 1.0-4         | 0        | 0-0        | 0-0        | 0        | 0        |
| ALABAMA              | 1/1        | 0        | 2         | 2         | 0.0-0         | 0.0-0         | 0        | 0-0        | 0-0        | 0        | 1        |
| OLE MISS             | 1/1        | 2        | 2         | 4         | 0.0-0         | 0.0-0         | 0        | 0-0        | 0-0        | 0        | 0        |
| TULSA                |            |          |           |           |               |               |          |            |            |          |          |
| VANDERBILT           |            |          |           |           |               |               |          |            |            |          |          |
| LSU                  |            |          |           |           |               |               |          |            |            |          |          |
| at Mississippi State |            |          |           |           |               |               |          |            |            |          |          |
| at Missouri          |            |          |           |           |               |               |          |            |            |          |          |
| <b>TOTAL</b>         | <b>7/6</b> | <b>8</b> | <b>15</b> | <b>23</b> | <b>4.5-25</b> | <b>4.0-24</b> | <b>2</b> | <b>0-0</b> | <b>0-0</b> | <b>2</b> | <b>2</b> |

### SEASON HIGHS

|                           |  |
|---------------------------|--|
| Tackles                   | 5 (2x) last vs. Texas A&M (9/29/18)    |
| Tackles For Loss          | 1.5 at Colorado State (9/8/18)         |
| Sacks                     | 1.0 (4x) last vs. Texas A&M (9/29/18)  |
| Interceptions             | None                                   |
| Interception Return Yards | None                                   |
| QB Hurries                | 1 (3x) last at Auburn (9/22/18)        |
| Pass Breakups             | 1 (2x) last vs. Alabama (10/6/18)      |
| Forced Fumbles            | 1 (2x) last at Colorado State (9/8/18) |
| Fumble Recoveries         | None                                   |

### CAREER HIGHS

|                           |  |
|---------------------------|--|
| Tackles                   | 5 (2x) last vs. Texas A&M (9/29/18)    |
| Tackles For Loss          | 1.5 at Colorado State (9/8/18)         |
| Sacks                     | 1.0 (4x) last vs. Texas A&M (9/29/18)  |
| Interceptions             | None                                   |
| Interception Return Yards | None                                   |
| QB Hurries                | 1 (3x) last at Auburn (9/22/18)        |
| Pass Breakups             | 1 (2x) last vs. Alabama (10/6/18)      |
| Forced Fumbles            | 1 (2x) last at Colorado State (9/8/18) |
| Fumble Recoveries         | None                                   |



## DEVWAH WHALEY

21

Running Back | 5-11 | 209 | Junior  
Beaumont, Texas | Central HS

### QUICK HITS

- Set career highs in rushes (26) and rushing yards (165) against Colorado State (9/8/18).
- The 11th Arkansas running back to rush for 165+ yards since 2010, fourth on the road.
- Has scored a touchdown in eight of the last 10 games.
- Finished as the team's second leading rusher with 559 yards and 7 TDs on 127 carries.
- Named a preseason Doak Walker Award watch list member.

### CAREER STATS

|              | GP/GS        | RUSHING    |              |            |           |           | RECEIVING |            |             |          |           |
|--------------|--------------|------------|--------------|------------|-----------|-----------|-----------|------------|-------------|----------|-----------|
|              |              | ATT        | YDS          | AVG        | TD        | LNG       | REC       | YDS        | AVG         | TD       | LNG       |
| 2016         | 13/0         | 110        | 602          | 5.4        | 3         | 75        | 6         | 139        | 23.2        | 0        | 43        |
| 2017         | 12/11        | 127        | 559          | 4.4        | 7         | 33        | 8         | 56         | 7.0         | 1        | 20        |
| 2018         | 5/4          | 65         | 301          | 4.6        | 2         | 18        | 6         | 30         | 5.0         | 0        | 8         |
| <b>TOTAL</b> | <b>30/16</b> | <b>302</b> | <b>1,464</b> | <b>4.8</b> | <b>12</b> | <b>75</b> | <b>20</b> | <b>225</b> | <b>11.3</b> | <b>1</b> | <b>43</b> |

### GAME-BY-GAME STATS

|                      | GP/GS      | ATT       | YDS        | AVG        | TD       | LNG       | REC      | YDS       | AVG        | TD       | LNG      |
|----------------------|------------|-----------|------------|------------|----------|-----------|----------|-----------|------------|----------|----------|
| EASTERN ILLINOIS     | 1/1        | 10        | 29         | 2.8        | 1        | 8         | 0        | 0         | 0.0        | 0        | 0        |
| at Colorado State    | 1/1        | 26        | 165        | 6.3        | 1        | 18        | 0        | 0         | 0.0        | 0        | 0        |
| NORTH TEXAS          | 1/1        | 9         | 16         | 1.3        | 0        | 7         | 2        | 12        | 6.0        | 0        | 8        |
| at Auburn            | 1/1        | 8         | 26         | 3.2        | 0        | 16        | 2        | 9         | 4.5        | 0        | 7        |
| vs. Texas A&M        | -/-        | -         | -          | -          | -        | -         | -        | -         | -          | -        | -        |
| ALABAMA              | -/-        | -         | -          | -          | -        | -         | -        | -         | -          | -        | -        |
| OLE MISS             | 1/0        | 12        | 67         | 5.6        | 0        | 16        | 2        | 9         | 4.5        | 0        | 5        |
| TULSA                |            |           |            |            |          |           |          |           |            |          |          |
| VANDERBILT           |            |           |            |            |          |           |          |           |            |          |          |
| LSU                  |            |           |            |            |          |           |          |           |            |          |          |
| at Mississippi State |            |           |            |            |          |           |          |           |            |          |          |
| at Missouri          |            |           |            |            |          |           |          |           |            |          |          |
| <b>TOTAL</b>         | <b>5/4</b> | <b>65</b> | <b>301</b> | <b>4.6</b> | <b>2</b> | <b>18</b> | <b>6</b> | <b>30</b> | <b>5.0</b> | <b>0</b> | <b>8</b> |

### SEASON HIGHS

|                 |  |
|-----------------|--|
| Rushes          | 26 at Colorado State (9/8/18)          |
| Rushing Yards   | 165 at Colorado State (9/8/18)         |
| Rushing TDs     | 1 (2x) last at Colorado State (9/8/18) |
| Long Rush       | 18 at Colorado State (9/8/18)          |
| 100-Yard Games  | 1 at Colorado State (9/15/18)          |
| Receptions      | 2 vs. North Texas (9/15/18)            |
| Receiving Yards | 12 vs. North Texas (9/15/18)           |
| Receiving TDs   | None                                   |
| Long Reception  | 8 vs. North Texas (9/15/18)            |

### CAREER HIGHS

|                 |   |
|-----------------|---|
| Rushes          | 26 at Colorado State (9/8/18)           |
| Rushing Yards   | 165 at Colorado State (9/8/18)          |
| Rushing TDs     | 1 (13x) last at Colorado State (9/8/18) |
| Long Rush       | 75 vs. Alcorn State (10/1/16)           |
| 100-Yard Games  | 4, last at Colorado State (9/8/18)      |
| Receptions      | 2 (4x) last vs. North Texas (9/15/18)   |
| Receiving Yards | 69 vs. Florida (11/5/16)                |
| Receiving TDs   | 1 at Ole Miss (10/28/17)                |
| Long Reception  | 43 vs. Florida (11/5/16)                |



## MIKE WOODS

8

Wide Receiver | 6-1 | 190 | Freshman  
Magnolia, Texas | Magnolia HS

### QUICK HITS

- Led Arkansas with four catches of 61 yards against North Texas.
- Recorded his first career touchdown late in the fourth quarter against Texas A&M (9/29/18).
- Three of four catches against North Texas resulted in a first down.
- Three-star recruit by ESPN and 247Sports.
- Chose Arkansas over Vanderbilt, Washington State, Texas Tech and others.

### CAREER STATS

|              | GP/GS      | RUSHING   |            |             |          |           | RECEIVING |          |            |          |          |
|--------------|------------|-----------|------------|-------------|----------|-----------|-----------|----------|------------|----------|----------|
|              |            | ATT       | YDS        | AVG         | TD       | LNG       | REC       | YDS      | AVG        | TD       | LNG      |
| 2018         | 6/3        | 11        | 144        | 13.1        | 1        | 29        | 0         | 0        | 0.0        | 0        | 0        |
| <b>TOTAL</b> | <b>6/3</b> | <b>11</b> | <b>144</b> | <b>13.1</b> | <b>1</b> | <b>29</b> | <b>0</b>  | <b>0</b> | <b>0.0</b> | <b>0</b> | <b>0</b> |

### GAME-BY-GAME STATS

|                      | GP/GS      | RECEIVING |            |             |          |           | RUSHING  |          |            |          |          |
|----------------------|------------|-----------|------------|-------------|----------|-----------|----------|----------|------------|----------|----------|
|                      |            | REC       | YDS        | AVG         | TD       | LNG       | ATT      | YDS      | AVG        | TD       | LNG      |
| EASTERN ILLINOIS     | -/-        | -         | -          | -           | -        | -         | -        | -        | -          | -        | -        |
| at Colorado State    | 1/0        | 0         | 0          | 0           | 0        | 0         | 0        | 0        | 0          | 0        | 0        |
| NORTH TEXAS          | 1/0        | 4         | 61         | 16.0        | 0        | 25        | 0        | 0        | 0.0        | 0        | 0        |
| at Auburn            | 1/0        | 1         | 13         | 13.0        | 0        | 13        | 0        | 0        | 0.0        | 0        | 0        |
| vs. Texas A&M        | 1/1        | 2         | 50         | 25.0        | 1        | 29        | 0        | 0        | 0.0        | 0        | 0        |
| ALABAMA              | 1/1        | 2         | 6          | 3.0         | 0        | 4         | 0        | 0        | 0.0        | 0        | 0        |
| OLE MISS             | 1/1        | 2         | 14         | 7.0         | 0        | 9         | 0        | 0        | 0.0        | 0        | 0        |
| TULSA                |            |           |            |             |          |           |          |          |            |          |          |
| VANDERBILT           |            |           |            |             |          |           |          |          |            |          |          |
| LSU                  |            |           |            |             |          |           |          |          |            |          |          |
| at Mississippi State |            |           |            |             |          |           |          |          |            |          |          |
| at Missouri          |            |           |            |             |          |           |          |          |            |          |          |
| <b>TOTAL</b>         | <b>6/3</b> | <b>11</b> | <b>144</b> | <b>13.1</b> | <b>1</b> | <b>29</b> | <b>0</b> | <b>0</b> | <b>0.0</b> | <b>0</b> | <b>0</b> |

### SEASON HIGHS

|                 |                                   |
|-----------------|-----------------------------------|
| Rushes          | .....None                         |
| Rushing Yards   | .....None                         |
| Rushing TDs     | .....None                         |
| Long Rush       | .....None                         |
| 100-Yard Games  | .....None                         |
| Receptions      | .....4 vs. North Texas (9/15/18)  |
| Receiving Yards | .....61 vs. North Texas (9/15/18) |
| Receiving TDs   | .....None                         |
| Long Reception  | .....29 vs. Texas A&M (9/29/19)   |

### CAREER HIGHS

|                 |                                   |
|-----------------|-----------------------------------|
| Rushes          | .....None                         |
| Rushing Yards   | .....None                         |
| Rushing TDs     | .....None                         |
| Long Rush       | .....None                         |
| 100-Yard Games  | .....None                         |
| Receptions      | .....6 vs. North Texas (9/15/18)  |
| Receiving Yards | .....61 vs. North Texas (9/15/18) |
| Receiving TDs   | .....None                         |
| Long Reception  | .....29 vs. Texas A&M (9/29/19)   |



## MALEEK WILLIAMS

23

Running Back | 5-11 | 223 | Freshman  
Punta Gorda, Fla. | Charlotte HS

### QUICK HITS

- 68-yard touchdown against North Texas (9/15/18) is Arkansas' longest play of the season.
- Made debut against EIU (9/1/18), rushing for 17 yards on three attempts.
- Redshirted his first year on campus.
- A four star prospect that chose Arkansas over Tennessee, Oregon and others.

### CAREER STATS

|              | GP/GS      | RUSHING   |           |            |          |           | RECEIVING |          |            |          |          |
|--------------|------------|-----------|-----------|------------|----------|-----------|-----------|----------|------------|----------|----------|
|              |            | ATT       | YDS       | AVG        | TD       | LNG       | REC       | YDS      | AVG        | TD       | LNG      |
| 2018         | 3/0        | 10        | 91        | 9.1        | 1        | 68        | 0         | 0        | 0.0        | 0        | 0        |
| <b>TOTAL</b> | <b>3/0</b> | <b>10</b> | <b>91</b> | <b>9.1</b> | <b>1</b> | <b>68</b> | <b>0</b>  | <b>0</b> | <b>0.0</b> | <b>0</b> | <b>0</b> |

### GAME-BY-GAME STATS

|                      | GP/GS      | RUSHING   |           |            |          |           | RECEIVING |          |            |          |          |
|----------------------|------------|-----------|-----------|------------|----------|-----------|-----------|----------|------------|----------|----------|
|                      |            | ATT       | YDS       | AVG        | TD       | LNG       | REC       | YDS      | AVG        | TD       | LNG      |
| EASTERN ILLINOIS     | 1/0        | 3         | 17        | 5.7        | 0        | 7         | 0         | 0        | 0.0        | 0        | 0        |
| at Colorado State    | -/-        | -         | -         | -          | -        | -         | -         | -        | -          | -        | -        |
| NORTH TEXAS          | 1/0        | 5         | 74        | 14.8       | 1        | 68        | 0         | 0        | 0.0        | 0        | 0        |
| at Auburn            | 1/0        | 2         | 0         | 0.0        | 0        | 2         | 0         | 0        | 0.0        | 0        | 0        |
| vs. Texas A&M        | -/-        | -         | -         | -          | -        | -         | -         | -        | -          | -        | -        |
| ALABAMA              | 1/0        | 1         | 1         | 1.0        | 0        | 1         | 0         | 0        | 0.0        | 0        | 0        |
| OLE MISS             | -/-        | -         | -         | -          | -        | -         | -         | -        | -          | -        | -        |
| TULSA                |            |           |           |            |          |           |           |          |            |          |          |
| VANDERBILT           |            |           |           |            |          |           |           |          |            |          |          |
| LSU                  |            |           |           |            |          |           |           |          |            |          |          |
| at Mississippi State |            |           |           |            |          |           |           |          |            |          |          |
| at Missouri          |            |           |           |            |          |           |           |          |            |          |          |
| <b>TOTAL</b>         | <b>4/0</b> | <b>11</b> | <b>92</b> | <b>8.3</b> | <b>1</b> | <b>68</b> | <b>0</b>  | <b>0</b> | <b>0.0</b> | <b>0</b> | <b>0</b> |

### SEASON HIGHS

|                 |                                   |
|-----------------|-----------------------------------|
| Rushes          | .....5 vs. North Texas (9/15/18)  |
| Rushing Yards   | .....74 vs. North Texas (9/15/18) |
| Rushing TDs     | .....1 vs. North Texas (9/15/18)  |
| Long Rush       | .....68 vs. North Texas (9/15/18) |
| 100-Yard Games  | .....None                         |
| Receptions      | .....None                         |
| Receiving Yards | .....None                         |
| Receiving TDs   | .....None                         |
| Long Reception  | .....None                         |

### CAREER HIGHS

|                 |                                   |
|-----------------|-----------------------------------|
| Rushes          | .....5 vs. North Texas (9/15/18)  |
| Rushing Yards   | .....74 vs. North Texas (9/15/18) |
| Rushing TDs     | .....1 vs. North Texas (9/15/18)  |
| Long Rush       | .....68 vs. North Texas (9/15/18) |
| 100-Yard Games  | .....None                         |
| Receptions      | .....None                         |
| Receiving Yards | .....None                         |
| Receiving TDs   | .....None                         |
| Long Reception  | .....None                         |

# GAME 1 ||| EASTERN ILLINOIS

**EASTERN ILLINOIS** (0-1) .....20  
**ARKANSAS** (1-0) .....55

September 1, 2018 | Fayetteville, Ark.  
 Donald W. Reynolds Razorback Stadium | Time: 3 p.m. | Attendance: 63,342  
 TV: SEC Network > Dave Neal (PBP), DJ Shockley (Analyst) & Dawn Davenport (Sideline)

## SCORING SUMMARY

|                  | 1st | 2nd | 3rd | 4th | Final |
|------------------|-----|-----|-----|-----|-------|
| Eastern Illinois | 0   | 6   | 7   | 7   | 20    |
| Arkansas         | 10  | 28  | 10  | 7   | 55    |

| Qtr. | Team | Scoring Play   |
|------|------|--|
| 1st  | AR   | C. Limpert 35 yd field goal, 6-18 1:41                                     |
|      | AR   | B. Guidry 1 yd fumble recovery (C. Limpert kick)                           |
| 2nd  | AR   | D. Whaley 1 yd run (C. Limpert kick), 11-80 3:53                           |
|      | AR   | L. Pettway 14 yd pass from T. Storey (C. Limpert kick), 3-27 0:50          |
|      | EIU  | A. Hollins 43 yd pass from H. Woodberry (N. Bruno kick blocked), 2-47 0:36 |
|      | AR   | L. Pettway 48 yd pass from Ty Storey (C. Limpert kick), 4-79 1:02          |
|      | AR   | J. Jones 57 yd pass from T. Storey (C. Limpert kick), 1-57 0:07            |
| 3rd  | AR   | T. Storey 2 yd run (C. Limpert kick), 2-5 0:37, EIU 6 - AR 45              |
|      | EIU  | A. Hollins 15 yd pass from H. Woodberry (N. Bruno kick), 14-85 5:03        |
|      | AR   | C. Limpert 23 yd field goal, 10-59 5:11                                    |
| 4th  | EIU  | A. Hollins 16 yd pass from J. Brantley (N. Bruno kick), 4-37 2:02          |
|      | AR   | A. Cantrell 42 yd pass from C. Kelley (C. Limpert kick), 8-72 4:03         |

## TEAM STATS

|                            | EASTERN ILLINOIS | ARKANSAS |
|----------------------------|------------------|----------|
| FIRST DOWNS                | 21               | 18       |
| RUSHES-YARDS (NET)         | 41-127           | 37-80    |
| PASSING YDS (NET)          | 230              | 353      |
| Passes Att-Comp-Int        | 40-27-0          | 29-21-0  |
| TOTAL OFFENSE PLAYS-YARDS  | 81-357           | 66-433   |
| Fumble Returns-Yards       | 0-0              | 2-61     |
| Punt Returns-Yards         | 1-3              | 0-0      |
| Kickoff Returns-Yards      | 5-99             | 4-102    |
| Interception Returns-Yards | 0-0              | 0-0      |
| Punts (Number-Avg)         | 4-40.8           | 5-29.4   |
| Fumbles-Lost               | 6-5              | 0-0      |
| Penalties-Yards            | 6-30             | 4-40     |
| Possession Time            | 30:50            | 29:10    |
| Third-Down Conversions     | 6 of 18          | 7 of 15  |
| Fourth-Down Conversions    | 3 of 4           | 0 of 0   |
| Red-Zone Scores-Chances    | 2-3              | 5-5      |
| Sacks By: Number-Yards     | 1-4              | 2-15     |

## EASTERN ILLINOIS

| RUSHING         | Att. | Gain | Lost | Net | TD | Long | Avg. |
|-----------------|------|------|------|-----|----|------|------|
| Jamal Scott     | 12   | 82   | 0    | 82  | 0  | 29   | 6.8  |
| Isaiah Johnson  | 7    | 30   | 1    | 29  | 0  | 8    | 4.1  |
| John Brantley   | 12   | 30   | 17   | 13  | 0  | 12   | 1.1  |
| Robert Columbus | 6    | 13   | 5    | 8   | 0  | 5    | 1.3  |
| D. McCullough   | 2    | 6    | 0    | 6   | 0  | 5    | 3.0  |
| TEAM            | 1    | 0    | 4    | -4  | 0  | 0    | -4.0 |
| Harry Woodberry | 1    | 0    | 7    | -7  | 0  | 0    | -7.0 |

| PASSING         | Comp. | Att. | Yds | TD | Int | Long | Sack |
|-----------------|-------|------|-----|----|-----|------|------|
| John Brantley   | 18    | 25   | 134 | 1  | 0   | 16   | 1    |
| Harry Woodberry | 9     | 15   | 96  | 2  | 0   | 43   | 1    |

| RECEIVING       | No. | Yds | TD | Long |
|-----------------|-----|-----|----|------|
| A. Hollins      | 9   | 127 | 3  | 43   |
| Aaron Gooch     | 6   | 43  | 0  | 12   |
| Isaiah Johnson  | 3   | 13  | 0  | 12   |
| Matt Reyna      | 2   | 12  | 0  | 9    |
| James Sheehan   | 2   | 9   | 0  | 5    |
| Teriq Phillips  | 2   | 7   | 0  | 4    |
| Nick Atoyebi    | 1   | 11  | 0  | 11   |
| Robert Columbus | 1   | 5   | 0  | 5    |
| Xander Richards | 1   | 3   | 0  | 3    |

| PUNTING    | No. | Yds | Avg. | Long | I20 | TB |
|------------|-----|-----|------|------|-----|----|
| Nick Bruno | 4   | 163 | 40.8 | 46   | 2   | 0  |

| FIELD GOALS  | Made | Att. | Long | Kicks    |
|--------------|------|------|------|----------|
| Matt Servino | 0    | 2    | --   | x47, x29 |

## ARKANSAS

| RUSHING         | Att. | Gain | Lost | Net | TD | Long | Avg. |
|-----------------|------|------|------|-----|----|------|------|
| Devwah Whaley   | 10   | 29   | 1    | 28  | 1  | 8    | 2.8  |
| Maleek Williams | 3    | 17   | 0    | 17  | 0  | 7    | 5.7  |
| Ty Storey       | 3    | 15   | 0    | 15  | 1  | 10   | 5.0  |
| TJ Hammonds     | 3    | 14   | 0    | 14  | 0  | 10   | 4.7  |
| Rakeem Boyd     | 6    | 15   | 3    | 12  | 0  | 7    | 2.0  |
| Cole Kelley     | 3    | 4    | 0    | 4   | 0  | 2    | 1.3  |
| Chase Hayden    | 4    | 6    | 3    | 3   | 0  | 3    | 0.8  |
| Daulton Hyatt   | 2    | 0    | 6    | -6  | 0  | 0    | -3.0 |
| TEAM            | 3    | 0    | 7    | -7  | 0  | 0    | -2.3 |

| PASSING       | Comp. | Att. | Yds | TD | Int | Long | Sack |
|---------------|-------|------|-----|----|-----|------|------|
| Ty Storey     | 12    | 17   | 261 | 3  | 0   | 57   | 0    |
| Cole Kelley   | 9     | 12   | 92  | 1  | 0   | 42   | 0    |
| Daulton Hyatt | 0     | 0    | 0   | 0  | 0   | 0    | 1    |

| RECEIVING         | No. | Yds | TD | Long |
|-------------------|-----|-----|----|------|
| Jordan Jones      | 5   | 132 | 1  | 57   |
| LaMichael Pettway | 5   | 93  | 2  | 48   |
| Chase Harrell     | 4   | 60  | 0  | 36   |
| Austin Cantrell   | 2   | 53  | 1  | 42   |
| Rakeem Boyd       | 1   | 8   | 0  | 8    |
| TJ Hammonds       | 1   | 3   | 0  | 3    |
| Chase Hayden      | 1   | 2   | 0  | 2    |
| Jeremy Patton     | 1   | 2   | 0  | 2    |
| Deon Stewart      | 1   | 0   | 0  | 0    |

| PUNTING       | No. | Yds | Avg. | Long | I20 | TB |
|---------------|-----|-----|------|------|-----|----|
| Blake Johnson | 4   | 122 | 30.5 | 44   | 2   | 0  |
| Reid Bauer    | 1   | 25  | 25.0 | 25   | 0   | 0  |

| FIELD GOALS    | Made | Att. | Long | Kicks  |
|----------------|------|------|------|--------|
| Connor Limpert | 2    | 2    | 35   | 35, 23 |



**QB Ty Storey** came off the bench to spark the offense in a 28-point second quarter against Eastern Illinois. Storey finished the day 12-for-17 for 261 yards and account for four touchdowns (3 passing, 1 running).



## GAME 2 ||| at COLORADO STATE

ARKANSAS (1-1)..... 27  
 COLORADO STATE (1-2) ..... 34

September 8, 2018 | Fort Collins, Colo.  
 Canvas Stadium | Time: 6:30 p.m. CT | Attendance: 31,894  
 TV: CBS Sports Network > Carter Blackburn (PBP), Aaron Taylor (Analyst) & John Schriffen (Sideline)

### SCORING SUMMARY

|                | 1st | 2nd | 3rd | 4th | Final |
|----------------|-----|-----|-----|-----|-------|
| Arkansas       | 7   | 6   | 14  | 0   | 27    |
| Colorado State | 3   | 6   | 8   | 17  | 34    |

| Qtr. | Team | Scoring Play  |
|------|------|---|
| 1st  | CSU  | Bryan, W. 55 yd field goal, 4-6 1:31  |
|      | AR   | D. Whaley 3 yd run (C. Limpert kick), 14-73 6:06  |
| 2nd  | AR   | C. Limpert 28 yd field goal, 10-70 4:04   |
|      | AR   | C. Limpert 31 yd field goal, 8-65 2:40  |
|      | CSU  | Bryan, W. 46 yd field goal, 10-47 3:28  |
|      | CSU  | Bryan, W. 44 yd field goal, 5-18 0:25   |
| 3rd  | AR   | L Pettway 25 yd pass from C. Kelley (C. Limpert kick), 9-91 3:51                          |
|      | AR   | TJ Hammonds 64 yd pass from C. Kelley (C. Limpert kick), 1-64 0:11                        |
|      | CSU  | Williams, P. 4 yd pass from Carta-Samuels (Butler, C. pass from Carta-Samuels), 7-70 2:41 |
| 4th  | CSU  | Williams, P. 10 yd pass from Carta-Samuels (Bryan, W. kick), 9-96 3:29                    |
|      | CSU  | Bryan, W. 22 yd field goal, 11-60 4:03  |
|      | CSU  | Matthews, I. 1 yd run (BRYAN, W. kick), 6-59 2:30   |

### TEAM STATS

|                            | ARKANSAS | COLORADO ST. |
|----------------------------|----------|--------------|
| FIRST DOWNS                | 24       | 21           |
| RUSHES-YARDS (NET)         | 53-299   | 23-40        |
| PASSING YDS (NET)          | 138      | 389          |
| Passes Att-Comp-Int        | 22-11-2  | 50-32-1      |
| TOTAL OFFENSE PLAYS-YARDS  | 75-437   | 73-429       |
| Fumble Returns-Yards       | 0-0      | 0-0          |
| Punt Returns-Yards         | 1-45     | 4-0          |
| Kickoff Returns-Yards      | 2-23     | 4-69         |
| Interception Returns-Yards | 1-0      | 2-4          |
| Punts (Number-Avg)         | 5-38.2   | 5-56.8       |
| Fumbles-Lost               | 0-0      | 3-1          |
| Penalties-Yards            | 6-60     | 6-54         |
| Possession Time            | 32:27    | 27:33        |
| Third-Down Conversions     | 5 of 15  | 6 of 15      |
| Fourth-Down Conversions    | 0 of 0   | 0 of 0       |
| Red-Zone Scores-Chances    | 3-3      | 4-4          |
| Sacks By: Number-Yards     | 1-4      | 1-12         |

### ARKANSAS

| RUSHING       | Att. | Gain | Lost | Net | TD | Long | Avg. |
|---------------|------|------|------|-----|----|------|------|
| Devwah Whaley | 26   | 165  | 0    | 165 | 1  | 18   | 6.3  |
| Rakeem Boyd   | 7    | 67   | 0    | 67  | 0  | 36   | 9.6  |
| Chase Hayden  | 11   | 55   | 0    | 55  | 0  | 18   | 5.0  |
| Ty Storey     | 2    | 17   | 6    | 11  | 0  | 17   | 5.5  |
| TJ Hammonds   | 3    | 8    | 0    | 8   | 0  | 6    | 2.7  |
| Team          | 1    | 0    | 1    | -1  | 0  | 0    | -1.0 |
| Cole Kelley   | 3    | 6    | 12   | -6  | 0  | 3    | -2.0 |

| PASSING     | Comp. | Att. | Yds | TD | Int | Long | Sack |
|-------------|-------|------|-----|----|-----|------|------|
| Ty Storey   | 5     | 13   | 36  | 0  | 2   | 19   | 0    |
| Cole Kelley | 6     | 9    | 102 | 2  | 0   | 64   | 1    |

| RECEIVING         | No. | Yds | TD | Long |
|-------------------|-----|-----|----|------|
| LaMichael Pettway | 2   | 31  | 1  | 25   |
| Jeremy Patton     | 2   | 26  | 0  | 19   |
| De'Vion Warren    | 2   | -3  | 0  | 0    |
| TJ Hammonds       | 1   | 64  | 1  | 64   |
| Deon Stewart      | 1   | 10  | 0  | 10   |
| Austin Cantrell   | 1   | 10  | 0  | 10   |
| Jordan Jones      | 1   | 2   | 0  | 2    |
| Jonathan Nance    | 1   | -2  | 0  | 0    |

| PUNTING    | No. | Yds | Avg. | Long | I20 | TB |
|------------|-----|-----|------|------|-----|----|
| Reid Bauer | 5   | 191 | 38.2 | 42   | 2   | 0  |

| FIELD GOALS    | Made | Att. | Long | Kicks       |
|----------------|------|------|------|-------------|
| Connor Limpert | 2    | 2    | 31   | 28, 31, x48 |

### COLORADO STATE

| RUSHING        | Att. | Gain | Lost | Net | TD | Long | Avg. |
|----------------|------|------|------|-----|----|------|------|
| Matthews, I.   | 9    | 41   | 14   | 27  | 1  | 14   | 3.0  |
| Kinsey Jr., M. | 5    | 10   | 0    | 10  | 0  | 4    | 2.0  |
| Carta-Samuels  | 5    | 10   | 7    | 3   | 0  | 8    | 0.6  |
| Boddie, R.     | 3    | 3    | 0    | 3   | 0  | 2    | 1.0  |
| McElroy, M.    | 1    | 0    | 3    | -3  | 0  | 0    | -3.0 |

| PASSING       | Comp. | Att. | Yds | TD | Int | Long | Sack |
|---------------|-------|------|-----|----|-----|------|------|
| Carta-Samuels | 32    | 47   | 389 | 2  | 1   | 54   | 1    |
| Hill, C.      | 0     | 3    | 0   | 0  | 0   | 0    | 0    |

| RECEIVING      | No. | Yds | TD | Long |
|----------------|-----|-----|----|------|
| Williams, P.   | 12  | 154 | 2  | 31   |
| Johnson, O.    | 5   | 47  | 0  | 18   |
| Butler, C.     | 4   | 107 | 0  | 54   |
| Kinsey Jr., M. | 4   | 34  | 0  | 20   |
| Fulton, B.     | 2   | 30  | 0  | 20   |
| Wise, D.       | 2   | 0   | 0  | 2    |
| Hammer, G.     | 1   | 9   | 0  | 9    |
| Matthews, I.   | 1   | 4   | 0  | 4    |
| Prentice, A.   | 1   | 4   | 0  | 4    |

| PUNTING        | No. | Yds | Avg. | Long | I20 | TB |
|----------------|-----|-----|------|------|-----|----|
| Stonehouse, R. | 5   | 284 | 56.8 | 70   | 1   | 1  |

| FIELD GOALS | Made | Att. | Long | Kicks          |
|-------------|------|------|------|----------------|
| Bryan, W.   | 4    | 4    | 55   | 55, 46, 44, 22 |



**RB Devwah Whaley** ran for a career-best 165 yards on 26 carries at Colorado State, leading the Razorbacks' ground game that racked up 299 yards.

## GAME 3 ||| NORTH TEXAS

**NORTH TEXAS** (3-0).....44  
**ARKANSAS** (1-2).....17

September 15, 2018 | Fayetteville, Ark.  
 Donald W. Reynolds Razorback Stadium | Time: 3 p.m. | Attendance: 62,355  
 TV: SEC Network > Dave LaMont (PBP), Ray Bentley (Analyst) & Tera Talmadge (Sideline)

### SCORING SUMMARY

|             | 1st | 2nd | 3rd | 4th | Final |
|-------------|-----|-----|-----|-----|-------|
| North Texas | 17  | 17  | 3   | 7   | 44    |
| Arkansas    | 0   | 10  | 0   | 7   | 17    |

| Qtr. | Team | Scoring Play  |
|------|------|---|
| 1st  | UNT  | M. Fine 2 yd run (C. Hedlund kick), 7-44 1:43                   |
|      | UNT  | K. Brewer 90 yd punt return (C. Hedlund kick)                   |
|      | UNT  | C. Hedlund 24 yd field goal, 4-1 0:55                           |
| 2nd  | AR   | C. Kelley 5 yd run (C. Limpert kick), 7-61 1:36                 |
|      | AR   | C. Limpert 54 yd field goal, 10-49 2:55, UNT 17 - AR 10         |
|      | UNT  | L. Easley 3 yd run (C. Hedlund kick), 2-34 0:30, UNT 24 - AR 10 |
|      | UNT  | R. Bussey 7 yd pass from M. Fine (C. Hedlund kick), 8-80 2:46   |
|      | UNT  | C. Hedlund 26 yd field goal, 7-40 1:26                          |
| 3rd  | UNT  | C. Hedlund 20 yd field goal, 14-79 5:34                         |
| 4th  | UNT  | K. Hall 24 yd interception return (C. Hedlund kick)             |
|      | AR   | M. Williams 68 yd run (C. Limpert kick), 1-68 0:12              |

### TEAM STATS

|                            | NORTH TEXAS | ARKANSAS |
|----------------------------|-------------|----------|
| FIRST DOWNS                | 18          | 21       |
| RUSHES-YARDS (NET)         | 29-102      | 32-126   |
| PASSING YDS (NET)          | 281         | 210      |
| Passes Att-Comp-Int        | 46-24-0     | 45-20-6  |
| TOTAL OFFENSE PLAYS-YARDS  | 75-383      | 77-336   |
| Fumble Returns-Yards       | 0-0         | 0-0      |
| Punt Returns-Yards         | 1-90        | 1-1      |
| Kickoff Returns-Yards      | 1-17        | 5-94     |
| Interception Returns-Yards | 6-65        | 0-0      |
| Punts (Number-Avg)         | 9-42.4      | 9-34.2   |
| Fumbles-Lost               | 2-1         | 0-0      |
| Penalties-Yards            | 9-102       | 10-70    |
| Possession Time            | 30:04       | 29:56    |
| Third-Down Conversions     | 4 of 17     | 4 of 16  |
| Fourth-Down Conversions    | 0 of 1      | 0 of 0   |
| Red-Zone Scores-Chances    | 6-7         | 1-2      |
| Sacks By: Number-Yards     | 5-27        | 2-17     |

### NORTH TEXAS

| RUSHING        | Att. | Gain | Lost | Net | TD | Long | Avg. |
|----------------|------|------|------|-----|----|------|------|
| Loren Easley   | 13   | 77   | 2    | 75  | 1  | 24   | 5.8  |
| Deandre Torrey | 4    | 13   | 0    | 13  | 0  | 5    | 3.2  |
| Quinn Shanbour | 5    | 21   | 10   | 11  | 0  | 12   | 2.2  |
| Mason Fine     | 5    | 16   | 9    | 7   | 1  | 6    | 1.4  |
| Team           | 1    | 0    | 2    | -2  | 0  | 0    | -2.0 |
| Anthony Wyche  | 1    | 0    | 2    | -2  | 0  | 0    | -2.0 |

| PASSING        | Comp. | Att. | Yds | TD | Int | Long | Sack |
|----------------|-------|------|-----|----|-----|------|------|
| Mason Fine     | 24    | 45   | 281 | 1  | 0   | 37   | 1    |
| Quinn Shanbour | 0     | 1    | 0   | 0  | 0   | 0    | 1    |

| RECEIVING      | No. | Yds | TD | Long |
|----------------|-----|-----|----|------|
| Jaelon Darden  | 5   | 87  | 0  | 37   |
| Kelvin Smith   | 5   | 60  | 0  | 37   |
| Rico Bussey    | 5   | 27  | 1  | 10   |
| Deandre Torrey | 3   | 24  | 0  | 27   |
| M. Lawrence    | 3   | 24  | 0  | 12   |
| Jalen Guyton   | 2   | 42  | 0  | 31   |
| Loren Easley   | 1   | 17  | 0  | 17   |

| PUNTING      | No. | Yds | Avg. | Long | I20 | TB |
|--------------|-----|-----|------|------|-----|----|
| A. Kenworthy | 9   | 382 | 42.4 | 48   | 5   | 2  |

| FIELD GOALS  | Made | Att. | Long | Kicks      |
|--------------|------|------|------|------------|
| Cole Hedlund | 3    | 3    | 26   | 24, 26, 20 |

### ARKANSAS

| RUSHING         | Att. | Gain | Lost | Net | TD | Long | Avg.  |
|-----------------|------|------|------|-----|----|------|-------|
| Maleek Williams | 5    | 74   | 0    | 74  | 1  | 68   | 14.8  |
| Chase Hayden    | 5    | 21   | 0    | 21  | 0  | 14   | 5.8   |
| JS Jones        | 1    | 15   | 0    | 15  | 0  | 15   | 15.0  |
| Cole Kelley     | 4    | 14   | 0    | 14  | 1  | 5    | 3.5   |
| Devwah Whaley   | 9    | 16   | 4    | 12  | 0  | 7    | 1.3   |
| TJ Hammonds     | 1    | 0    | 0    | 0   | 0  | 0    | 0.0   |
| Connor Noland   | 7    | 17   | 27   | -10 | 0  | 13   | -1.43 |

| PASSING       | Comp. | Att. | Yds | TD | Int | Long | Sack |
|---------------|-------|------|-----|----|-----|------|------|
| Cole Kelley   | 16    | 35   | 185 | 0  | 4   | 25   | 0    |
| Connor Noland | 4     | 7    | 25  | 0  | 1   | 11   | 5    |
| JS Jones      | 0     | 3    | 0   | 0  | 1   | 0    | 0    |

| RECEIVING         | No. | Yds | TD | Long |
|-------------------|-----|-----|----|------|
| Mike Woods        | 4   | 61  | 0  | 25   |
| LaMichael Pettway | 4   | 49  | 0  | 16   |
| Jared Cornelius   | 2   | 27  | 0  | 14   |
| TJ Hammonds       | 2   | 17  | 0  | 11   |
| Deon Stewart      | 2   | 12  | 0  | 8    |
| Jordan Jones      | 1   | 13  | 0  | 13   |
| Grayson Gunter    | 1   | 11  | 0  | 11   |
| Jeremy Patton     | 1   | 11  | 0  | 11   |
| Devwah Whaley     | 1   | 6   | 0  | 6    |
| Chase Hayden      | 1   | 3   | 0  | 3    |
| Rakeem Boyd       | 1   | 0   | 0  | 0    |

| PUNTING       | No. | Yds | Avg. | Long | I20 | TB |
|---------------|-----|-----|------|------|-----|----|
| M. Phillips   | 1   | 34  | 34.0 | 34   | 0   | 0  |
| Blake Johnson | 3   | 91  | 30.3 | 33   | 0   | 0  |
| Reid Bauer    | 5   | 183 | 36.6 | 41   | 1   | 0  |

| FIELD GOALS    | Made | Att. | Long | Kicks   |
|----------------|------|------|------|---------|
| Connor Limpert | 1    | 2    | 54   | 54, x38 |



**LB De'Jon Harris** led the Razorbacks with 12 tackles to register his second 10+ tackle effort in the team's first three games. Harris made seven solo stops and broke up two passes against North Texas.

# GAME 4 ||| at AUBURN

**ARKANSAS** (1-3, 0-1) .....3  
**AUBURN** (3-1, 1-1) .....34

September 22, 2018 | Auburn, Ala.  
 Jordan-Hare Stadium | Time: 6:30 p.m. | Attendance: 84,188  
 TV: SEC Network > Tom Hart (PBP), Jordan Rodgers (Analyst) & Cole Cubelic (Sideline)

## SCORING SUMMARY

|          | 1st | 2nd | 3rd | 4th | Final |
|----------|-----|-----|-----|-----|-------|
| Arkansas | 0   | 0   | 3   | 0   | 3     |
| Auburn   | 10  | 7   | 7   | 10  | 34    |

| Qtr. | Team | Scoring Play  |
|------|------|---|
| 1st  | AU   | J. Whitlow 5 yd run (A. Carlson kick), 7-27 2:21      |
|      | AU   | A. Carlson 18 yd field goal, 4-1 1:25                 |
| 2nd  | AU   | J. Stidham 4 yd run (A. Carlson kick), 4-9 2:19       |
| 3rd  | AR   | C. Limpert 29 yd field goal, 10-68 3:50               |
|      | AU   | N. Igbinoghene 96 yd kickoff return (A. Carlson kick) |
| 4th  | AU   | J. Whitlow 15 yd run (A. Carlson kick), 8-72 3:51     |
|      | AU   | A. Carlson 43 yd field goal, 4-(-10) 2:36             |

## TEAM STATS

|                            | ARKANSAS | AUBURN  |
|----------------------------|----------|---------|
| FIRST DOWNS                | 13       | 13      |
| RUSHES-YARDS (NET)         | 38-149   | 36-91   |
| PASSING YDS (NET)          | 141      | 134     |
| Passes Att-Comp-Int        | 32-13-1  | 22-15-0 |
| TOTAL OFFENSE PLAYS-YARDS  | 70-290   | 58-225  |
| Fumble Returns-Yards       | 0-0      | 1-40    |
| Punt Returns-Yards         | 1-13     | 3-95    |
| Kickoff Returns-Yards      | 1-20     | 1-96    |
| Interception Returns-Yards | 0-0      | 1-57    |
| Punts (Number-Avg)         | 9-33.8   | 5-47.2  |
| Fumbles-Lost               | 2-1      | 0-0     |
| Penalties-Yards            | 8-57     | 7-40    |
| Possession Time            | 32:29    | 27:31   |
| Third-Down Conversions     | 3 of 17  | 4 of 13 |
| Fourth-Down Conversions    | 1 of 2   | 0 of 1  |
| Red-Zone Scores-Chances    | 1-2      | 5-6     |
| Sacks By: Number-Yards     | 4-21     | 2-19    |

## ARKANSAS

| RUSHING         | Att. | Gain | Lost | Net | TD | Long | Avg. |
|-----------------|------|------|------|-----|----|------|------|
| Rakeem Boyd     | 8    | 69   | 3    | 66  | 0  | 45   | 8.2  |
| Ty Storey       | 12   | 63   | 19   | 44  | 0  | 17   | 3.7  |
| Devwah Whaley   | 8    | 30   | 4    | 26  | 0  | 16   | 3.2  |
| Chase Hayden    | 6    | 16   | 5    | 11  | 0  | 8    | 1.8  |
| Cole Kelley     | 2    | 2    | 0    | 2   | 0  | 2    | 1.0  |
| Maleek Williams | 2    | 2    | 2    | 0   | 0  | 2    | 0.0  |

| PASSING   | Comp. | Att. | Yds | TD | Int | Long | Sack |
|-----------|-------|------|-----|----|-----|------|------|
| Ty Storey | 13    | 31   | 141 | 0  | 33  | 1    | 2    |
| Team      | 0     | 1    | 0   | 0  | 0   | 0    | 0    |

| RECEIVING       | No. | Yds | TD | Long |
|-----------------|-----|-----|----|------|
| Rakeem Boyd     | 2   | 39  | 0  | 33   |
| Jordan Jones    | 2   | 15  | 0  | 15   |
| Jared Cornelius | 2   | 15  | 0  | 11   |
| Devwah Whaley   | 2   | 9   | 0  | 7    |
| Deon Stewart    | 1   | 32  | 0  | 32   |
| Mike Woods      | 1   | 13  | 0  | 13   |
| Chase Hayden    | 1   | 6   | 0  | 6    |
| Jeremy Patton   | 1   | 6   | 0  | 6    |
| Austin Cantrell | 1   | 6   | 0  | 6    |

| PUNTING    | No. | Yds | Avg. | Long | I20 | TB |
|------------|-----|-----|------|------|-----|----|
| Reid Bauer | 8   | 296 | 37.0 | 42   | 0   | 0  |
| Team       | 1   | 8   | 8.0  | 8    | 0   | 0  |

| FIELD GOALS    | Made | Att. | Long | Kicks   |
|----------------|------|------|------|---------|
| Connor Limpert | 1    | 2    | 29   | 40x, 29 |

## AUBURN

| RUSHING         | Att. | Gain | Lost | Net | TD | Long | Avg. |
|-----------------|------|------|------|-----|----|------|------|
| J. Whitlow      | 13   | 54   | 5    | 49  | 2  | 15   | 3.8  |
| Kam Martin      | 8    | 39   | 0    | 39  | 0  | 12   | 4.9  |
| A. Schwartz     | 2    | 9    | 0    | 9   | 0  | 5    | 4.5  |
| Shaun Shivers   | 2    | 1    | 0    | 1   | 0  | 1    | 0.5  |
| TEAM            | 1    | 0    | 2    | -2  | 0  | 0    | -2.0 |
| Jarrett Stidham | 10   | 16   | 21   | -5  | 1  | 4    | -0.5 |

| PASSING         | Comp. | Att. | Yds | TD | Int | Long | Sack |
|-----------------|-------|------|-----|----|-----|------|------|
| Jarrett Stidham | 15    | 22   | 134 | 0  | 0   | 42   | 4    |

| RECEIVING      | No. | Yds | TD | Long |
|----------------|-----|-----|----|------|
| Ryan Davis     | 6   | 40  | 0  | 13   |
| A. Schwartz    | 3   | 59  | 0  | 42   |
| Darius Slayton | 2   | 23  | 0  | 15   |
| Kam Martin     | 2   | 0   | 0  | 3    |
| Seth Williams  | 1   | 10  | 0  | 10   |
| Sal Cannella   | 1   | 2   | 0  | 2    |

| PUNTING      | No. | Yds | Avg. | Long | I20 | TB |
|--------------|-----|-----|------|------|-----|----|
| Arryn Siposs | 5   | 236 | 47.2 | 60   | 2   | 0  |

| FIELD GOALS    | Made | Att. | Long | Kicks            |
|----------------|------|------|------|------------------|
| Anders Carlson | 2    | 4    | 43   | 54x, 18, 50x, 43 |



**RB Rakeem Boyd** paced the Razorbacks on the ground and through the air, leading the team in rushing (8 att, 66 yds) and receiving (2 rec, 39 yds) in the loss at Auburn.



## GAME 5 ||| vs. TEXAS A&M

**ARKANSAS** (1-4, 0-2) ..... 17  
**TEXAS A&M** (3-2, 1-1) ..... 24

September 29, 2018 | Arlington, Texas  
 AT&T Stadium | Time: 11 a.m. | Attendance: 55,383  
 TV: ESPN > Bob Wischusen (PBP), Brock Huard (Analyst) & Allison Williams (Sideline)

### SCORING SUMMARY

|           | 1st | 2nd | 3rd | 4th | Final |
|-----------|-----|-----|-----|-----|-------|
| Arkansas  | 0   | 7   | 3   | 7   | 17    |
| Texas A&M | 14  | 3   | 0   | 7   | 24    |

| Qtr. | Team | Scoring Play  |
|------|------|---|
| 1st  | TAMU | J. Corbin 100 yd kickoff return (S. Small kick)                 |
|      | TAMU | T. Williams 1 yd run (S. Small kick), 9-79 4:50                 |
| 2nd  | TAMU | Seth Small 30 yd field goal, 7-48 2:36                          |
|      | AR   | C. Kelley 1 yd run (C. Limpert kick), 7-75 3:01                 |
| 3rd  | AR   | C. Limpert 47 yd field goal, 9-46 3:44                          |
| 4th  | TAMU | T. Williams 4 yd run (S. Small kick), 7-61 3:31                 |
|      | AR   | M. Woods 29 yd pass from T. Storey (C. Limpert kick), 6-75 1:47 |

### TEAM STATS

|                            | ARKANSAS | TEXAS A&M |
|----------------------------|----------|-----------|
| FIRST DOWNS                | 11       | 24        |
| RUSHES-YARDS (NET)         | 26-55    | 46-176    |
| PASSING YDS (NET)          | 193      | 201       |
| Passes Att-Comp-Int        | 27-14-1  | 26-17-2   |
| TOTAL OFFENSE PLAYS-YARDS  | 53-248   | 72-377    |
| Fumble Returns-Yards       | 0-0      | 0-0       |
| Punt Returns-Yards         | 0-0      | 3--2      |
| Kickoff Returns-Yards      | 1-11     | 2-110     |
| Interception Returns-Yards | 2-5      | 1-0       |
| Punts (Number-Avg)         | 8-43.2   | 4-48.8    |
| Fumbles-Lost               | 1-0      | 0-0       |
| Penalties-Yards            | 6-61     | 7-44      |
| Possession Time            | 23:04    | 36:56     |
| Third-Down Conversions     | 3 of 12  | 2 of 10   |
| Fourth-Down Conversions    | 0 of 0   | 1 of 1    |
| Red-Zone Scores-Chances    | 1-1      | 3-5       |
| Sacks By: Number-Yards     | 3-18     | 5-25      |

### ARKANSAS

| RUSHING      | Att. | Gain | Lost | Net | TD | Long | Avg. |
|--------------|------|------|------|-----|----|------|------|
| Rakeem Boyd  | 10   | 49   | 2    | 47  | 0  | 25   | 4.7  |
| TJ Hammonds  | 3    | 9    | 3    | 6   | 0  | 5    | 2.0  |
| Ty Storey    | 10   | 26   | 25   | 1   | 0  | 11   | 0.1  |
| Chase Hayden | 1    | 1    | 0    | 1   | 0  | 1    | 1.0  |
| Cole Kelley  | 1    | 1    | 0    | 1   | 1  | 1    | 1.0  |
| Team         | 1    | 0    | 1    | -1  | 0  | 0    | -1.0 |

| PASSING     | Comp. | Att. | Yds | TD | Int | Long | Sack |
|-------------|-------|------|-----|----|-----|------|------|
| Ty Storey   | 14    | 26   | 193 | 1  | 1   | 36   | 5    |
| Cole Kelley | 0     | 1    | 0   | 0  | 0   | 0    | 0    |

| RECEIVING         | No. | Yds | TD | Long |
|-------------------|-----|-----|----|------|
| Rakeem Boyd       | 4   | 33  | 0  | 11   |
| Cheyenne O'Grady  | 3   | 77  | 0  | 36   |
| Mike Woods        | 2   | 50  | 1  | 29   |
| Jordan Jones      | 2   | 6   | 0  | 8    |
| Jared Cornelius   | 1   | 11  | 0  | 11   |
| LaMichael Pettway | 1   | 10  | 0  | 10   |
| Deon Stewart      | 1   | 6   | 0  | 6    |

| PUNTING    | No. | Yds | Avg. | Long | I20 | TB |
|------------|-----|-----|------|------|-----|----|
| Reid Bauer | 8   | 346 | 43.2 | 50   | 1   | 0  |

| FIELD GOALS    | Made | Att. | Long | Kicks |
|----------------|------|------|------|-------|
| Connor Limpert | 1    | 1    | 47   | 47    |

### TEXAS A&M

| RUSHING        | Att. | Gain | Lost | Net | TD | Long | Avg. |
|----------------|------|------|------|-----|----|------|------|
| T. Williams    | 29   | 153  | 1    | 152 | 2  | 16   | 5.2  |
| Kellen Mond    | 11   | 32   | 18   | 14  | 0  | 12   | 1.3  |
| Jashaun Corbin | 4    | 12   | 0    | 12  | 0  | 6    | 3.0  |
| Team           | 2    | 0    | 2    | -2  | 0  | 0    | -1.0 |

| PASSING     | Comp. | Att. | Yds | TD | Int | Long | Sack |
|-------------|-------|------|-----|----|-----|------|------|
| Kellen Mond | 17    | 26   | 201 | 0  | 2   | 26   | 3    |

| RECEIVING      | No. | Yds | TD | Long |
|----------------|-----|-----|----|------|
| Camron Buckley | 5   | 72  | 0  | 23   |
| J. Sternberger | 4   | 51  | 0  | 26   |
| Hezekiah Jones | 4   | 33  | 0  | 10   |
| Roshauud Paul  | 1   | 19  | 0  | 19   |
| T. Williams    | 1   | 13  | 0  | 13   |
| Quartney Davis | 1   | 8   | 0  | 8    |
| Jhamon Ausbon  | 1   | 5   | 0  | 5    |

| PUNTING     | No. | Yds | Avg. | Long | I20 | TB |
|-------------|-----|-----|------|------|-----|----|
| Braden Mann | 4   | 195 | 48.8 | 65   | 2   | 1  |

| FIELD GOALS | Made | Att. | Long | Kicks        |
|-------------|------|------|------|--------------|
| Seth Small  | 1    | 3    | 30   | 30, x36, x33 |



**LB De'Jon Harris** made a career-high 16 tackles against the Aggies, including 12 solo stops, two TFLs and one sack. Harris was one of three Hogs to record at least 10 tackles in the game.

# GAME 6 ||| ALABAMA

**ALABAMA** (6-0, 3-0).....65  
**ARKANSAS** (1-5, 0-3) ..... 31

October 6, 2018 | Fayetteville, Ark.  
 Donald W. Reynolds Razorback Stadium | Time: 11 a.m. | Attendance: 64,974  
 TV: ESPN > Dave Pasch (PBP), Greg McElroy (Analyst) & Tom Luginbill (Sideline)

## SCORING SUMMARY

|          | 1st | 2nd | 3rd | 4th | Final |
|----------|-----|-----|-----|-----|-------|
| Alabama  | 21  | 20  | 7   | 17  | 65    |
| Arkansas | 7   | 7   | 3   | 14  | 31    |

| Qtr. | Team | Scoring Play  |
|------|------|---|
| 1st  | UA   | I. Smith Jr. 76 yd pass from T. Tagovailoa (J. Bulovas kick), 1-76 0:21 |
|      | UA   | H. Ruggs III 12 yd pass from T. Tagovailoa (J. Bulovas kick), 2-55 0:50 |
|      | UA   | J. Jacobs 1 yd run (J. Bulovas kick), 8-76 2:51                         |
|      | AR   | C. O'Grady 8 yd pass from T. Storey (C. Limpert kick), 11-75 5:14       |
| 2nd  | UA   | J. Jeudy 42 yd pass from T. Tagovailoa (J. Bulovas kick), 5-99 1:55     |
|      | AR   | C. O'Grady 3 yd pass from C. Kelley (C. Limpert kick), 7-75 4:03        |
|      | UA   | D. Harris 2 yd run (J. Bulovas kick failed), 8-74 3:20                  |
|      | UA   | J. Jeudy 60 yd pass from T. Tagovailoa (J. Bulovas kick), 1-60 0:12     |
| 3rd  | UA   | D. Harris 1 yd run (J. Bulovas kick), 7-44 3:14                         |
|      | AR   | C. Limpert 41 yd field goal, 11-52 5:21                                 |
| 4th  | UA   | J. Bulovas 27 yd field goal, 10-58 4:49                                 |
|      | UA   | S. Carter 44 yd interception return (J. Bulovas kick)                   |
|      | AR   | D. Warren 17 yd pass from T. Storey (C. Limpert kick), 7-75 3:17        |
|      | UA   | B. Robinson Jr. 5 yd run (J. Bulovas kick), 11-72 6:59                  |
|      | AR   | C. Kelley 1 yd run (C. Limpert kick), 5-22 1:46                         |

## TEAM STATS

|                            | ALABAMA | ARKANSAS |
|----------------------------|---------|----------|
| FIRST DOWNS                | 24      | 22       |
| RUSHES-YARDS (NET)         | 41-246  | 31-172   |
| PASSING YDS (NET)          | 393     | 233      |
| Passes Att-Comp-Int        | 18-14-0 | 40-26-1  |
| TOTAL OFFENSE PLAYS-YARDS  | 59-639  | 71-405   |
| Fumble Returns-Yards       | 0-0     | 0-0      |
| Punt Returns-Yards         | 0-0     | 0-0      |
| Kickoff Returns-Yards      | 6-67    | 1-78     |
| Interception Returns-Yards | 1-44    | 0-0      |
| Punts (Number-Avg)         | 0-0.0   | 3-37.7   |
| Fumbles-Lost               | 1-0     | 3-2      |
| Penalties-Yards            | 5-31    | 2-20     |
| Possession Time            | 27:04   | 32:56    |
| Third-Down Conversions     | 3 of 6  | 6 of 12  |
| Fourth-Down Conversions    | 1 of 2  | 0 of 1   |
| Red-Zone Scores-Chances    | 5-5     | 5-6      |
| Sacks By: Number-Yards     | 1-4     | 0-0      |

## ALABAMA

| RUSHING         | Att. | Gain | Lost | Net | TD | Long | Avg. |
|-----------------|------|------|------|-----|----|------|------|
| Damien Harris   | 15   | 111  | 0    | 111 | 2  | 19   | 7.4  |
| Najee Harris    | 7    | 63   | 0    | 63  | 0  | 23   | 9.0  |
| Jalen Hurts     | 4    | 35   | 0    | 35  | 0  | 27   | 8.8  |
| B. Robinson Jr. | 6    | 24   | 1    | 23  | 1  | 7    | 3.8  |
| Josh Jacobs     | 5    | 12   | 2    | 10  | 1  | 9    | 2.0  |
| Tua Tagovailoa  | 3    | 7    | 0    | 7   | 0  | 3    | 2.3  |
| TEAM            | 1    | 0    | 3    | -3  | 0  | 0    | -3.0 |

| PASSING        | Comp. | Att. | Yds | TD | Int | Long | Sack |
|----------------|-------|------|-----|----|-----|------|------|
| Tua Tagovailoa | 10    | 13   | 334 | 4  | 0   | 76   | 0    |
| Jalen Hurts    | 4     | 5    | 59  | 0  | 0   | 26   | 0    |

| RECEIVING       | No. | Yds | TD | Long |
|-----------------|-----|-----|----|------|
| Jerry Jeudy     | 4   | 135 | 2  | 60   |
| Jaylen Waddle   | 4   | 49  | 0  | 17   |
| Irv Smith Jr.   | 2   | 123 | 1  | 76   |
| DeVonta Smith   | 2   | 40  | 0  | 26   |
| Henry Ruggs III | 1   | 33  | 1  | 21   |
| Damien Harris   | 1   | 13  | 0  | 13   |

| PUNTING | No. | Yds | Avg. | Long | I20 | TB |
|---------|-----|-----|------|------|-----|----|
|---------|-----|-----|------|------|-----|----|

| FIELD GOALS    | Made | Att. | Long | Kicks |
|----------------|------|------|------|-------|
| Joseph Bulovas | 1    | 1    | 27   | 27    |

## ARKANSAS

| RUSHING         | Att. | Gain | Lost | Net | TD | Long | Avg. |
|-----------------|------|------|------|-----|----|------|------|
| Rakeem Boyd     | 15   | 106  | 4    | 102 | 0  | 32   | 6.8  |
| Ty Storey       | 9    | 42   | 6    | 36  | 0  | 11   | 4.0  |
| Chase Hayden    | 2    | 18   | 0    | 18  | 0  | 17   | 9.0  |
| Jordan Jones    | 1    | 9    | 0    | 9   | 0  | 9    | 9.0  |
| Cole Kelley     | 3    | 6    | 0    | 6   | 1  | 3    | 2.0  |
| Maleek Williams | 1    | 1    | 0    | 1   | 0  | 1    | 1.0  |

| PASSING     | Comp. | Att. | Yds | TD | Int | Long | Sack |
|-------------|-------|------|-----|----|-----|------|------|
| Ty Storey   | 25    | 39   | 230 | 2  | 1   | 37   | 1    |
| Cole Kelley | 1     | 1    | 3   | 1  | 0   | 3    | 0    |

| RECEIVING         | No. | Yds | TD | Long |
|-------------------|-----|-----|----|------|
| Cheyenne O'Grady  | 7   | 48  | 2  | 16   |
| Rakeem Boyd       | 5   | 24  | 0  | 21   |
| LaMichael Pettway | 3   | 17  | 0  | 9    |
| Deon Stewart      | 2   | 53  | 0  | 37   |
| Chase Hayden      | 2   | 26  | 0  | 20   |
| Austin Cantrell   | 2   | 21  | 0  | 13   |
| Mike Woods        | 2   | 6   | 0  | 4    |
| De'Vion Warren    | 1   | 17  | 1  | 17   |
| Tyson Morris      | 1   | 11  | 0  | 11   |
| Grayson Gunter    | 1   | 10  | 0  | 10   |

| PUNTING     | No. | Yds | Avg. | Long | I20 | TB |
|-------------|-----|-----|------|------|-----|----|
| M. Phillips | 1   | 47  | 47.0 | 47   | 0   | 0  |
| Reid Bauer  | 2   | 66  | 33.0 | 35   | 0   | 0  |

| FIELD GOALS    | Made | Att. | Long | Kicks |
|----------------|------|------|------|-------|
| Connor Limpert | 1    | 1    | 41   | 41    |



**RB Rakeem Boyd** became the first Arkansas running back to rush for over 100 yards against Alabama since Darren McFadden in 2007.



## GAME 7 ||| vs. OLE MISS

**OLE MISS** (5-2, 1-2) ..... 37  
**ARKANSAS** (1-6, 0-4) ..... 33

October 13, 2018 | Little Rock, Ark.  
 War Memorial Stadium | Time: 6:39 p.m. | Attendance: 51,438  
 TV: SECN > Tom Hart (PBP), Jordan Rodgers (Analyst) & Cole Cubelic (Sideline)

### SCORING SUMMARY

|          | 1st | 2nd | 3rd | 4th | Final |
|----------|-----|-----|-----|-----|-------|
| Ole Miss | 3   | 14  | 7   | 13  | 37    |
| Arkansas | 17  | 10  | 6   | 0   | 33    |

| Qtr. | Team | Scoring Play  |
|------|------|---|
| 1st  | OM   | Luke Logan 36 yd field goal, 6-56 2:11                            |
|      | AR   | Connor Limpert 43 yd field goal, 11-50 5:08                       |
|      | AR   | C. O'Grady 39 yd pass from T. Storey (C. Limpert kick), 7-78 3:01 |
|      | AR   | R. Boyd 69 yd run (C. Limpert kick), 3-80 1:04                    |
| 2nd  | OM   | J. Ta'amu 18 yd run (L. Logan kick), 9-75 3:08                    |
|      | AR   | L. Pettway 39 yd pass from C. Kelley (C. Limpert kick), 5-75 1:33 |
|      | AR   | Connor Limpert 38 yd field goal, 9-52 4:27                        |
|      | OM   | D. Lodge 6 yd pass from J. Ta'amu (L. Logan kick), 10-77 2:03     |
| 3rd  | AR   | Connor Limpert 38 yd field goal, 10-55 5:32                       |
|      | OM   | O. Cooley 66 yd pass from J. Ta'amu (L. Logan kick), 5-79 1:59    |
|      | AR   | Connor Limpert 36 yd field goal, 11-57 4:56                       |
| 4th  | OM   | I. Woullard 2 yd run (L. Logan kick), 10-84 2:54                  |
|      | OM   | S. Phillips 5 yd run (J. Ta'amu pass failed), 7-97 1:20           |

### TEAM STATS

|                            | OLE MISS | ARKANSAS |
|----------------------------|----------|----------|
| FIRST DOWNS                | 32       | 27       |
| RUSHES-YARDS (NET)         | 38-224   | 48-300   |
| PASSING YDS (NET)          | 387      | 177      |
| Passes Att-Comp-Int        | 26-35-1  | 15-22-1  |
| TOTAL OFFENSE PLAYS-YARDS  | 73-611   | 70-476   |
| Fumble Returns-Yards       | 0-0      | 0-0      |
| Punt Returns-Yards         | 0-0      | 3--2     |
| Kickoff Returns-Yards      | 3-62     | 3-35     |
| Interception Returns-Yards | 1-0      | 1-0      |
| Punts (Number-Avg)         | 1-35.0   | 2-47.5   |
| Fumbles-Lost               | 1-0      | 0-0      |
| Penalties-Yards            | 4-50     | 5-65     |
| Possession Time            | 24:42    | 35:18    |
| Third-Down Conversions     | 6 of 10  | 2 of 9   |
| Fourth-Down Conversions    | 0 of 0   | 1 of 1   |
| Red-Zone Scores-Chances    | 5-6      | 3-3      |
| Sacks By: Number-Yards     | 1-4      | 2-8      |

### OLE MISS

| RUSHING          | Att. | Gain | Lost | Net | TD | Long | Avg. |
|------------------|------|------|------|-----|----|------|------|
| Jordan Ta'amu    | 17   | 154  | 13   | 141 | 1  | 27   | 8.3  |
| Scottie Phillips | 18   | 90   | 4    | 86  | 1  | 16   | 4.8  |
| Isaiah Woullard  | 2    | 2    | 3    | -1  | 1  | 2    | -0.5 |
| Team             | 1    | 0    | 2    | -2  | 0  | 0    | -2.0 |

| PASSING       | Comp. | Att. | Yds | TD | Int | Long | Sack |
|---------------|-------|------|-----|----|-----|------|------|
| Jordan Ta'amu | 26    | 35   | 387 | 2  | 1   | 66   | 2    |

| RECEIVING        | No. | Yds | TD | Long |
|------------------|-----|-----|----|------|
| DaMarkus Lodge   | 10  | 80  | 1  | 12   |
| A.J. Brown       | 6   | 64  | 0  | 20   |
| Braylon Sanders  | 3   | 35  | 0  | 18   |
| Octavious Cooley | 2   | 85  | 1  | 66   |
| Dawson Knox      | 2   | 65  | 0  | 48   |
| D.K. Metcalf     | 1   | 49  | 0  | 49   |
| Isaiah Woullard  | 1   | 11  | 0  | 11   |
| Scottie Phillips | 1   | -2  | 0  | 0    |

| PUNTING   | No. | Yds | Avg. | Long | I20 | TB |
|-----------|-----|-----|------|------|-----|----|
| Mac Brown | 1   | 35  | 35.0 | 35   | 0   | 0  |

| FIELD GOALS | Made | Att. | Long | Kicks        |
|-------------|------|------|------|--------------|
| Luke Logan  | 1    | 3    | 36   | 36, 45x, 28x |

### ARKANSAS

| RUSHING       | Att. | Gain | Lost | Net | TD | Long | Avg. |
|---------------|------|------|------|-----|----|------|------|
| Rakeem Boyd   | 7    | 109  | 0    | 109 | 1  | 69   | 15.6 |
| Ty Storey     | 9    | 73   | 3    | 70  | 0  | 23   | 7.8  |
| Devwah Whaley | 12   | 73   | 6    | 67  | 0  | 16   | 5.6  |
| Chase Hayden  | 12   | 38   | 8    | 30  | 0  | 17   | 2.5  |
| Cole Kelley   | 7    | 29   | 4    | 25  | 0  | 11   | 3.6  |
| Team          | 1    | 0    | 1    | -1  | 0  | 0    | -1.0 |

| PASSING         | Comp. | Att. | Yds | TD | Int | Long | Sack |
|-----------------|-------|------|-----|----|-----|------|------|
| Ty Storey       | 12    | 16   | 122 | 1  | 0   | 39   | 0    |
| Cole Kelley     | 2     | 5    | 60  | 1  | 1   | 39   | 1    |
| Jared Cornelius | 1     | 1    | -5  | 0  | 0   | 0    | 0    |

| RECEIVING         | No. | Yds | TD | Long |
|-------------------|-----|-----|----|------|
| LaMichael Pettway | 3   | 77  | 1  | 39   |
| Cheyenne O'Grady  | 3   | 41  | 1  | 39   |
| Rakeem Boyd       | 2   | 36  | 0  | 38   |
| Mike Woods        | 2   | 14  | 0  | 9    |
| Devwah Whaley     | 2   | 9   | 0  | 5    |
| Deon Stewart      | 2   | 5   | 0  | 5    |
| Ty Storey         | 1   | -5  | 0  | 0    |

| PUNTING    | No. | Yds | Avg. | Long | I20 | TB |
|------------|-----|-----|------|------|-----|----|
| Reid Bauer | 2   | 95  | 47.5 | 64   | 2   | 0  |

| FIELD GOALS    | Made | Att. | Long | Kicks          |
|----------------|------|------|------|----------------|
| Connor Limpert | 4    | 4    | 43   | 43, 38, 38, 36 |



**RB Rakeem Boyd** posted his second-straight 100-yard rushing performance with 109 yards against Ole Miss. He had broken the 100-yard threshold with 0:31 remaining in the first quarter in Little Rock.

## WEEKLY MEDIA SCHEDULE: TULSA WEEK

| 15 MON   | 16 TUES  | 17 WED  | 18 THURS              | 19 FRI                | 20 SAT   | 21 SUN                |
|--|--|---|-----------------------|-----------------------|--|-----------------------|
| <b>Press Conference</b><br>Noon - Coach Morris<br>12:20 - Coach Chavis<br>12:30 - Coach Craddock | <b>Post Practice Media</b><br><b>6:45 p.m.</b><br>Student-athletes | <b>SEC Teleconference</b><br>10 a.m. - 12:10 p.m.<br>11 a.m. - Coach Morris<br><br><b>Pre Practice Media</b><br><b>4:30 p.m.</b><br>Coach Morris<br><br><b>On the Air with</b><br><b>Chad Morris - 7 p.m.</b> | No media availability | No media availability | <b>Game 7</b><br>Tulsa<br>Kickoff - 11 a.m.<br>TV - SECN<br><br><b>Post Game</b><br>Coach Morris &<br>student-athletes | No media availability |

### ARKANSAS COMMUNICATIONS



#### KYLE PARKINSON

##### Associate AD/Communications

Cell ..... 479.387.4753  
 Email..... kparkin@uark.edu  
 Twitter ..... @TheOtherKP



#### MICHAEL MINSHAW

##### Assistant Director/Communications

Cell ..... 817.707.0011  
 Email..... mminshaw@uark.edu  
 Twitter ..... @mminshaw

**Office:** 479-575-2751

**Fax:** 479-575-7481

**Fayetteville Press Box:** (479) 575-6622

**Little Rock Press Box:** (501) 663-0514

### GAME CREDENTIAL REQUESTS

All requests for media and/or photo credentials must be made online at [www.SportsSystems.com/Arkansas](http://www.SportsSystems.com/Arkansas). Requests should be made at least two weeks in advance.

Credentials will not be mailed. They may be picked up beginning three hours prior to kickoff at the media will call station at the base of the elevator at both Donald W. Reynolds Razorback Stadium in Fayetteville and War Memorial Stadium in Little Rock. Photo identification is required when picking up credentials.

### ARKANSAS FTP SITE

An FTP site is available for members of the media. For more information concerning the FTP site, contact Michelle Glover (migllover@uark.edu).

### CollegePressBox.com

CollegePressBox.com is the official media website for SEC football. Access and download weekly game notes, quotes, statistics, media guides, headshots, logos, flip cards and more for each of the SEC's members. Login information will be distributed to accredited media or you can apply for a password by sending an email to [password@collegepressbox.com](mailto:password@collegepressbox.com).

### SEC WEEKLY TELECONFERENCE

Head coach Chad Morris will participate each week in the SEC teleconference of football coaches. The teleconferences will be conducted each Wednesday from Aug. 29 to Nov. 21 from 10 a.m. CT to 12:10 p.m. CT. For more information and the teleconference number, contact the SEC Media Relations Office at (205) 458-3000.

|                        |                                  |
|------------------------|----------------------------------|
| 10:00 a.m. ....        | Ed Orgeron, LSU                  |
| 10:10 a.m. ....        | Kirby Smart, Georgia             |
| 10:20 a.m. ....        | Dan Mullen, Florida              |
| 10:30 a.m. ....        | Derek Mason, Vanderbilt          |
| 10:40 a.m. ....        | Nick Saban, Alabama              |
| 10:50 a.m. ....        | Jeremy Pruitt, Tennessee         |
| <b>11:00 a.m. ....</b> | <b>Chad Morris, Arkansas</b>     |
| 11:10 a.m. ....        | Barry Odom, Missouri             |
| 11:20 a.m. ....        | Matt Luke, Ole Miss              |
| 11:30 a.m. ....        | Jimbo Fisher, Texas A&M          |
| 11:40 a.m. ....        | Mark Stoops, Kentucky            |
| 11:50 a.m. ....        | Joe Moorehead, Mississippi State |
| 12:00 p.m. ....        | Will Muschamp, South Carolina    |
| 12:10 p.m. ....        | Gus Malzahn, Auburn              |

### ON THE AIR WITH CHAD MORRIS

"On the Air with Chad Morris," Coach Morris' weekly radio show presented by Lindsey and Westrock Coffee Company airs on Wednesday nights starting at 7 p.m. For the 10th straight year, the one-hour radio show will be broadcast live from the Catfish Hole. The show will be carried throughout the state of Arkansas on the Razorback Sports Network and locally in Fayetteville on 105.3 FM, 99.5, 92.1 FM and 1290 AM.

### RAZORBACK FOOTBALL WITH CHAD MORRIS

"Razorback Football with Chad Morris" is the official television coach's show of Razorback football. The one-hour show will air statewide and throughout the region on numerous television affiliates. A total of 12 shows will air throughout the season on the following stations: KATV (Sunday's at 10:30 p.m.), KFSM (Sunday at 10:30 p.m.) and KNXW (Sunday at 9:30 p.m.). The show will also be available regionally on Cox Sports Television on Wednesdays at 6 p.m. and Fox Sports Southwest on Tuesdays at 4 p.m.

### RADIO AFFILIATES

|                        |               |
|------------------------|---------------|
| Batesville.....        | KWOZ-FM 103.3 |
| Berryville.....        | KTHS-AM 1480  |
| Blytheville.....       | KHLS-FM 96.3  |
| Camden.....            | KCXY-FM 95.3  |
| Crossett.....          | KAGH-AM 800   |
| Crossett.....          | KAGH-FM 104.9 |
| De Queen.....          | KDON-FM 92.1  |
| DeWitt.....            | KDEW-FM 97.3  |
| El Dorado.....         | KMRX-FM 96.1  |
| Fayetteville.....      | KAKS-FM 99.5  |
| Fayetteville.....      | KUOA-AM 1290  |
| Fayetteville.....      | KOSM-FM 92.1  |
| Forrest City.....      | KBFC-FM 93.5  |
| Fort Smith.....        | KERX-FM 95.3  |
| Glenwood.....          | KHGZ-AM 670   |
| Glenwood.....          | KHGZ-FM 98.9  |
| Hatfield.....          | KENA-FM 104.1 |
| Herber Springs.....    | KAWW-AM 1370  |
| Helena.....            | KFFA-FM 103.1 |
| Horshoe Bend.....      | KKIK-FM 106.5 |
| Jonesboro.....         | KEGI-FM 100.5 |
| Little Rock.....       | KABZ-FM 103.7 |
| Magnolia.....          | KZHE-FM 100.5 |
| Marshall.....          | KBCN-FM 104.3 |
| Mena.....              | KTTG-FM 96.3  |
| Monett (Mo.).....      | KKBL-FM 95.9  |
| Monticello.....        | KGPO-FM 99.9  |
| Morrilton.....         | KVOM-FM 101.7 |
| Mountain Home.....     | KOMT-FM 107.5 |
| Ozark.....             | KDYN-AM 1540  |
| Ozark.....             | KDYN-FM 96.7  |
| Russellville.....      | KCAB-AM 980   |
| Russellville.....      | KCJC-FM 102.3 |
| Ruston (La.).....      | KRLQ-FM 94.1  |
| Searcy.....            | KSMD-FM 99.1  |
| Stuttgart.....         | KWAK-FM 105.5 |
| Texarkana (Texas)..... | KKTK-AM 1400  |
| Wynne.....             | KWYN-FM 92.5  |
| Wynne.....             | KWYN-AM 1400  |