

ARKANSAS RAZORBACKS

Friday, November 23, 2018 • 1:30 p.m. • CBS • Memorial Stadium (60,168) • Columbia, Mo.

BROADCAST INFORMATION

CBS

Carter Blackburn, Play-By-Play
Aaron Taylor, Analyst
Rick Neuheisel, Analyst
John Schriffen, Reporter

RAZORBACK/IMG SPORTS NETWORK

Chuck Barrett, Play-By-Play
Quinn Grovey, Analyst
Geno Bell, Reporter

XM RADIO

XM Channel 190

COACHING STAFF

ON THE FIELD (Year at Arkansas)

Chad Morris - Head Coach (1st)
Steve Caldwell - Defensive Line (1st)
Ron Cooper - Secondary (1st)
Dustin Fry - Offensive Line (1st)
Barry Lunney Jr. - Tight Ends (6th)
Jeff Traylor - Associate Head Coach/Running Backs (1st)
Justin Stepp - Wide Receivers (1st)

IN THE BOOTH

John Chavis - Defensive Coordinator/Linebackers (1st)
Joe Craddock - Offensive Coordinator/Quarterbacks (1st)
John Scott Jr. - Defensive Line (2nd)
Mark Smith - Secondary (1st)

FOUR DOWNS

110



De'Jon Harris continues to lead the Southeastern Conference in total tackles with 110 through 11 games this season.

11



Santos Ramirez posted 11 tackles at MSU on Saturday, making it back-to-back double-digit tackle performances.

4



Connor Limpert is now tied for fourth in field goals made in a single season by a Razorback with 19.

1.5



Dorian Gerald racked up 1.5 tackles for loss against the Bulldogs. He entered with 1.0 total in his previous six games.

THE MATCHUP



ARKANSAS RAZORBACKS (2-9, 0-7 SEC)

CFP/AP/Coaches Rank: NR/NR/NR

Head Coach: Chad Morris (Texas A&M, 1992)

Career Record: 16-31 (4th season)

Record at Arkansas: 2-9 (1st season)

at



MISSOURI TIGERS (7-4, 4-4 SEC)

CFP/AP/Coaches Rank: NR/RV/RV

Head Coach: Barry Odom (Missouri, 1999)

Career Record: 18-18 (3rd season)

Record at Missouri: Same

THE RUNDOWN

• Arkansas returns to the road on a short week for its season finale, squaring off with Missouri in the Battle Line Rivalry in Columbia on Friday, Nov. 23, at 1:30 p.m. at Memorial Stadium.

• The Battle Line Trophy was introduced in 2015. It is made of silver, stands over four feet tall and weighs over 180 pounds.

• The Razorbacks trail the all-time series with the Tigers, 3-6, with the first matchup coming in 1906 in Columbia. Arkansas has won only once in the last five meetings with Missouri, claiming a 28-3 win in Fayetteville in 2015. The Razorbacks last won in Columbia in 1944 in a 7-6 battle.

• Friday will be the 10th game between the two teams and just the fifth in Columbia. Missouri holds a 3-1 advantage in games played in the show-me state. Last year, the two teams put on an offensive spectacle, trading leads in a 48-45 classic claimed by a Missouri field goal with 0:05 remaining in the contest.

• The Razorbacks dropped a tough matchup at Mississippi State last weekend in Arkansas' first true road game since Sept. 22. The Tigers blew out Tennessee in Knoxville, 50-17.


• Senior safety Santos Ramirez posted his sixth double-digit tackle performance this season and second consecutive after leading the team with 11 stops against the Bulldogs.

• Junior linebacker De'Jon Harris leads the SEC in tackles and ranks 23rd nationally with his 110 stops, while Santos Ramirez is seventh in the league with 85 and senior linebacker Dre Greenlaw's 80 tackles in nine games is tied for the ninth-best mark in the SEC. Greenlaw also leads all active players in the league with 320 tackles, while the group remains the top tackling trio in the SEC with 275 stops in 2018.

• Connor Limpert connected on two field goals on Saturday in Starkville, raising his season total to 19. The Lou Groza Award semifinalist ranks fourth in the Arkansas record books for field goals made in a season, needing five for the school record.

RETURNING TEAM LEADERS

PASSING



TY STOREY

139/243 (57.2%)
1,560 YARDS
11 TD/9 INT

RUSHING



RAKEEM BOYD

118 ATTEMPTS
729 YARDS
2 TD

RECEIVING



CHEYENNE O'GRADY

29 RECEPTIONS
383 YARDS
6 TD

TACKLES



DE'JON HARRIS

110 TACKLES
9.0 TFL
5 PBU

2018 SCHEDULE & RESULTS



EASTERN ILLINOIS
Sept. 1
Fayetteville, Ark.
SEC Network
W 55-20



COLORADO STATE
Sept. 8
Ft. Collins, Colo.
CBSSN
L 34-27



NORTH TEXAS
Sept. 15
Fayetteville, Ark.
SEC Network-Alt
L 44-17



at AUBURN
Sept. 22
Auburn, Texas
SEC Network
L 34-3



vs. TEXAS A&M
Sept. 29
Arlington, Texas
ESPN
L 24-17



ALABAMA
Oct. 6
Fayetteville, Ark.
ESPN
L 65-31



OLE MISS
Oct. 13
Little Rock, Ark.
SECN
L 37-33



TULSA
Oct. 20
Fayetteville, Ark.
SECN
W 23-0



VANDERBILT
Oct. 27
Fayetteville, Ark.
SECN
L 45-31



LSU
Nov. 10
Starkville, Miss.
SECN
L 24-17



at MISS. STATE
Nov. 17
Starkville, Miss.
ESPN
L 52-6



at MISSOURI
Nov. 23
Columbia, Mo.
CBS
1:30 p.m.

THE GAME: ARKANSAS at MISSOURI

SERIES HISTORY

Missouri leads 6-3

| Date | UA/Opp Rank | Site | Result |
|----------------|-------------|--------------------|----------|
| Nov. 10, 1906 | | Columbia, Mo. | L, 0-11 |
| Sept. 23, 1944 | | Columbia, Mo. | W, 7-6 |
| Sept. 28, 1963 | 8/NR | Little Rock, Ark. | L, 6-7 |
| Dec. 31, 2003 | | Shreveport, La. | W, 27-14 |
| Jan. 1, 2008 | 25/7 | Dallas, Texas | L, 7-38 |
| Nov. 28, 2014 | NR/17 | Columbia, Mo. | L, 14-21 |
| Nov. 27, 2015 | | Fayetteville, Ark. | W, 28-3 |
| Nov. 25, 2016 | | Columbia, Mo. | L, 24-35 |
| Nov. 24, 2017 | | Fayetteville, Ark. | L, 45-48 |

INSIDE THE MISSOURI SERIES

All-Time Record: Missouri leads 6-3-0

In Fayetteville: Tied 1-1-0

In Columbia: Missouri leads 3-1-0

In Little Rock: Missouri leads 1-0-0

In Shreveport: Arkansas leads 1-0-0

In Dallas: Missouri leads 1-0-0

Most points scored by Arkansas: 45, (2017)

Most points scored by Missouri: 48 (2017)

Largest margin of victory by Arkansas: 25 (2015)

Largest margin of victory by Missouri: 31 (2008)

100-YARD RUSHING GAMES (3)

| Player | Date | Rushes | Yards | TDs |
|-----------------------|----------|--------|-------|-----|
| Rawleigh Williams III | 11/25/16 | 25 | 117 | 1 |
| Alex Collins | 11/27/15 | 30 | 130 | 3 |
| Cedric Cobbs | 12/31/03 | 27 | 141 | 1 |

300-YARD PASSING GAMES (2)

| Player | Date | C-A | Yards | TDs |
|--------------|----------|-------|-------|-----|
| Austin Allen | 11/24/17 | 14-29 | 313 | 2 |
| Austin Allen | 11/25/16 | 24-39 | 348 | 1 |

100-YARD RECEIVING GAMES (2)

| Player | Date | Rec. | Yards | TDs |
|--------------|----------|------|-------|-----|
| Jordan Jones | 11/24/17 | 2 | 122 | 1 |
| Keon Hatcher | 11/25/16 | 3 | 106 | 0 |

LAST MEETING

In 2017, the Razorbacks dropped a 48-45 heartbreaker to the Tigers in Fayetteville, as Missouri kicked a field goal with 0:05 left in the game. Austin Allen aired it out for over 300 yards for the second-straight game against the Tigers in a back-and-forth season finale.



STATISTICAL BREAKDOWN: ARKANSAS at MISSOURI

| Arkansas | Rank: SEC (FBS) | Category | Missouri | Rank: SEC (FBS) |
|----------|-----------------|--------------------------|----------|-----------------|
| 23.6 | 13 (105) | Scoring Offense | 36.8 | 3 (21) |
| 34.5 | 13 (105) | Scoring Defense | 26.6 | 10 (62) |
| 349.2 | 12 (112) | Total Offense | 474.4 | 4 (16) |
| 413.6 | 12 (82) | Total Defense | 396.5 | 10 (65) |
| 151.7 | 13 (89) | Rushing Offense | 198.7 | 6 (43) |
| 166.6 | 10 (67) | Rushing Defense | 129.4 | 5 (29) |
| 197.5 | 12 (97) | Passing Offense | 275.6 | 3 (26) |
| 247.0 | 11 (95) | Pass Defense | 267.1 | 13 (111) |
| 23.43 | 4 (25) | Kickoff Return Avg. | 20.43 | 11 (60) |
| 11.00 | 6 (44) | Punt Return Avg. | 2.75 | 14 (128) |
| 29:44 | 10 (73) | Time of Possession | 30:56 | 4 (40) |
| 32.2% | 14 (123) | 3rd Down Conv. Pct. | 45.9% | 3 (21) |
| 37.2% | 9 (53) | Opp. 3rd-D Conv. Pct. | 33.1% | 6 (24) |
| 33.80 | 14 (121) | Net Punting | 39.21 | 9 (34) |
| -0.82 | 14 (120) | Turnover Margin | -0.09 | 11 (77) |
| 10 | 2 (18) | Fumbles Recovered | 5 | 11 (98) |
| 7 | 7 (50) | Fumbles Lost | 5 | 3 (21) |
| 5 | 13 (109) | Passes Intercepted | 7 | 9 (81) |
| 15 | 7 (80) | Turnovers Gained | 12 | 12 (106) |
| 24 | 14 (121) | Turnovers Lost | 13 | 7 (28) |
| 114.61 | 14 (113) | Passing Efficiency | 143.93 | 7 (48) |
| 152.26 | 14 (113) | Pass Efficiency Defense | 135.94 | 10 (78) |
| 65 | 4 (57) | Fewest Penalties | 79 | 12 (100) |
| 604 | 8 (69) | Fewest Yards Penalized | 686 | 12 (92) |
| 2.36 | 8 (49) | Sacks | 1.82 | 12 (86) |
| 2.45 | 11 (85) | Sacks Allowed | 1.18 | 2 (14) |
| 6.0 | 9 (67) | Tackles for Losses | 5.5 | 11 (78) |
| 7.36 | 13 (116) | Tackles for Loss Allowed | 4.18 | 2 (10) |
| 207 | 13 (102) | First Downs | 276 | 2 (8) |
| 242 | 11 (90) | First Downs Allowed | 205 | 8 (39) |
| 86.1% | 7 (50) | Red Zone Offense | 88.5% | 3 (26) |
| 82.7% | 9 (62) | Red Zone Defense | 90.0% | 13 (111) |

INDIVIDUAL STATS

ARKANSAS

| Rushing | Att. | Yds. | Avg. | TD |
|---------------|------|------|------|----|
| Rakeem Boyd | 118 | 729 | 6.2 | 2 |
| Devwah Whaley | 69 | 314 | 4.6 | 2 |
| Chase Hayden | 56 | 251 | 4.5 | 1 |

Passing

| | Comp. | Att. | Yds. | TD/Int. |
|---------------|-------|------|------|---------|
| Ty Storey | 139 | 243 | 1560 | 11/9 |
| Cole Kelley | 35 | 67 | 455 | 5/5 |
| Connor Noland | 16 | 26 | 157 | 1/2 |

Receiving

| | Rec. | Yds. | Avg. | TD |
|-------------------|------|------|------|----|
| Cheyenne O'Grady | 29 | 383 | 13.2 | 6 |
| LaMichael Pettway | 27 | 470 | 17.4 | 4 |
| Rakeem Boyd | 23 | 165 | 7.2 | 0 |
| Deon Stewart | 20 | 166 | 8.3 | 0 |

Punting

| | No. | Yds. | Avg. | Long |
|------------|-----|------|------|------|
| Reid Bauer | 48 | 1869 | 38.9 | 64 |

Punt Returns

| | No. | Yds. | Avg. | Long |
|--------------|-----|------|------|------|
| Deon Stewart | 8 | 88 | 11.0 | 45 |

Kickoff Returns

| | No. | Yds. | Avg. | Long |
|----------------|-----|------|------|------|
| De'Vion Warren | 13 | 380 | 29.2 | 78 |

Tackles

| | UT-AT | TT | TFL | Other |
|----------------|-------|-----|-----|-------|
| De'Jon Harris | 55-55 | 110 | 9.0 | 5 PBU |
| Santos Ramirez | 42-43 | 85 | 0.5 | 1 FR |
| Dre Greenlaw | 38-42 | 80 | 6.5 | 2 INT |
| Kamren Curl | 27-26 | 53 | 0.0 | 5 PBU |

MISSOURI

| Rushing | Att. | Yds. | Avg. | TD |
|------------------|------|------|------|----|
| Larry Rountree | 169 | 893 | 5.3 | 10 |
| Damarea Crockett | 147 | 709 | 4.8 | 7 |
| Tyler Badie | 75 | 365 | 4.9 | 2 |

Passing

| | Comp. | Att. | Yds. | TD/Int. |
|---------------|-------|------|------|---------|
| Drew Lock | 236 | 374 | 2904 | 23/8 |
| Taylor Powell | 5 | 12 | 128 | 0/0 |

Receiving

| | Rec. | Yds. | Avg. | TD |
|--------------------|------|------|------|----|
| Johnathon Johnson | 48 | 536 | 11.2 | 4 |
| Albert Okwuegbunam | 43 | 466 | 10.8 | 6 |
| Emanuel Hall | 29 | 603 | 20.8 | 4 |
| Jalen Knox | 26 | 413 | 15.9 | 3 |

Punting

| | No. | Yds. | Avg. | Long |
|--------------|-----|------|------|------|
| Corey Fatony | 41 | 1835 | 44.8 | 60 |

Punt Returns

| | No. | Yds. | Avg. | Long |
|-------------------|-----|------|------|------|
| Johnathon Johnson | 10 | 19 | 1.9 | 16 |

Kickoff Returns

| | No. | Yds. | Avg. | Long |
|---------------|-----|------|------|------|
| Tyler Badie | 9 | 203 | 22.6 | 38 |
| Richaud Floyd | 3 | 36 | 18.7 | 26 |

Tackles

| | UT-AT | TT | TFL | Other |
|-----------------|-------|----|-----|----------|
| Cale Garrett | 58-40 | 98 | 5.5 | 6 QBH |
| Terez Hall | 42-26 | 68 | 7.0 | 4.0 SACK |
| Adam Sparks | 31-7 | 38 | 2.5 | 1 INT |
| Tyree Gillespie | 29-9 | 38 | 1.5 | 2 QBH |

LAST MEETING: MISSOURI 48, ARKANSAS 45

| Score by Quarters | 1 | 2 | 3 | 4 | Total |
|-------------------|----|----|---|----|-----------|
| Missouri | 7 | 24 | 0 | 17 | 48 |
| Arkansas | 21 | 7 | 7 | 10 | 45 |

Qtr Time Scoring play

| | | |
|-----|-------|--|
| 1st | 12:19 | AR - Austin Allen 1 yd run (Connor Limpert kick), 5-70 1:25 |
| | 04:37 | MU - Ish Witter 1 yd run (Tucker McCann kick), 11-92 3:26 |
| | 02:44 | AR - Jordan Jones 57 yd pass from Austin Allen (Connor Limpert kick), 4-75 1:53 |
| | 01:07 | AR - David Williams 16 yd run (Connor Limpert kick), 2-29 0:43 |
| 2nd | 13:21 | MU - Emanuel Hall 55 yd pass from Drew Lock (Tucker McCann kick), 6-92 2:46 |
| | 07:47 | AR - David Williams 22 yd run (Connor Limpert kick), 5-86 2:33 |
| | 06:27 | MU - Emanuel Hall 56 yd pass from Drew Lock (Tucker McCann kick), 5-79 1:20 |
| | 04:09 | MU - Okwuegbunam, Albert 10 yd pass from Drew Lock (Tucker McCann kick), 5-55 1:20 |
| | 00:07 | MU - Tucker McCann 37 yd field goal, 11-60 3:04 |
| 3rd | 02:02 | AR - Devwah Whaley 28 yd run (Connor Limpert kick), 9-77 5:04 |
| 4th | 12:59 | MU - Okwuegbunam, Albert 8 yd pass from Drew Lock (Tucker McCann kick), 15-75 4:03 |
| | 10:42 | AR - David Williams 24 yd pass from Austin Allen (Connor Limpert kick), 6-49 2:17 |
| | 08:14 | MU - J'Mon Moore 24 yd pass from Drew Lock (Tucker McCann kick), 8-89 2:28 |
| | 05:00 | AR - Connor Limpert 42 yd field goal, 7-47 3:14 |
| | 00:05 | MU - Tucker McCann 19 yd field goal, 14-75 4:55 |

| | MU | AR |
|----------------------------------|----------|---------|
| FIRST DOWNS | 35 | 19 |
| RUSHES-YARDS (NET) | 60-248 | 31-133 |
| PASSING YDS (NET) | 448 | 313 |
| Passes Att-Comp-Int | 42-25-2 | 30-14-1 |
| TOTAL OFFENSE PLAYS-YARDS | 102-696 | 61-446 |
| Fumble Returns-Yards | 0-0 | 0-0 |
| Punt Returns-Yards | 0-0 | 1-33 |
| Kickoff Returns-Yards | 6-105 | 5-106 |
| Interception Returns-Yards | 1-0 | 2-63 |
| Punts (Number-Avg) | 4-38.8 | 5-38.6 |
| Fumbles-Lost | 0-0 | 0-0 |
| Penalties-Yards | 10-77 | 8-76 |
| Possession Time | 33:21 | 26:39 |
| Third-Down Conversions | 10 of 18 | 5 of 13 |
| Fourth-Down Conversions | 1 of 1 | 1 of 1 |
| Red-Zone Scores-Chances | 5-5 | 2-2 |
| Sacks By: Number-Yards | 2-8 | 3-18 |

RUSHING: Missouri-Ish Witter 39-170; Larry Rountree 15-52; Drew Lock 6-26. Arkansas-David Williams 11-75; Devwah Whaley 11-55; Jordan Jones 1-9; T.J. Hammonds 1-4; Deon Stewart 1-minus 4; Austin Allen 6-minus 6.

PASSING: Missouri-Drew Lock 25-42-2-448. Arkansas-Austin Allen 14-29-1-313; Jordan Jones 0-1-0-0.

RECEIVING: Missouri-J'Mon Moore 10-160; Okwuegbunam, Albert 5-63; Nate Brown 5-49; Emanuel Hall 2-111; Collins, Dominic 2-41; Johnson, Johnathon 1-24. Arkansas-Deon Stewart 6-68; Jordan Jones 2-122; Brandon Martin 2-43; David Williams 2-38; Jeremy Patton 1-33; La'Michael Pettway 1-9.

INTERCEPTIONS: Missouri-Adam Sparks 1-0. Arkansas-Henre' Toliver 2-63.

FUMBLES: Missouri-None. Arkansas-None.

Missouri (7-5,4-4) vs. Arkansas (4-8,1-7)

Date: Nov 24, 2017 • Site: Fayetteville, Ark. • Stadium: DWRRS

Attendance: 64529

Kickoff time: 1:39 pm • End of Game: 5:30 pm • Total elapsed time: 3:51

Officials: Referee: Hubert Owens; Umpire: Walt Hill; Linesman: GA Gus Morris;

Line judge: Tim Beard; Back judge: Martin Hankins; Field judge: Greg Thomas;

Side judge: Chad Hill; Center judge: Jason McArthur;

Temperature: 71 deg • Wind: ESE @ 2 • Weather: Partly Cloudy

IN DEPTH CHART: OFFENSE

WR



8 Mike Woods ||| 6-1, 190, Fr.

Has a catch in eight of last nine games - 3 rec./15 yds at MSU ... Caught first college TD 9/29 ... Debuted 9/8 ... Three-star recruit by ESPN & 247Sports ... Early enrollee ... Arkansas over Vanderbilt, Washington State, Texas Tech & others.

| | REC | YDS | TD |
|--------|-----|-----|----|
| 2018 | 18 | 206 | 1 |
| Totals | 18 | 206 | 1 |

16 La'Michael Pettway ||| 6-2, 219, Jr.

Seven-straight games with a catch ... Leads team in yards (470) ... 4 catches for 83 yds (team-high) vs. MSU - sixth game over 30 yds in 2018 ... 39-yard touchdown rec. in Q2 vs. Ole Miss ... led team in catches (3) & yards (77) vs. the Rebels.

| | REC | YDS | TD |
|--------|-----|-----|----|
| 2018 | 27 | 470 | 4 |
| 2017 | 6 | 92 | 0 |
| 2016 | 1 | 10 | 1 |
| Totals | 34 | 572 | 5 |

TE



44 Austin Cantrell ||| 6-3, 263, Jr.

Recorded one catch for six yards vs. Vandy ... Career-high 53 yards on two rec. vs. EIU (9/1), including a 42-yard play ... Started a career high 10 games in 2017 after starting five in 2016 ... Had at least one rec. in eight games last season.

| | REC | YDS | TD |
|--------|-----|-----|----|
| 2018 | 8 | 119 | 1 |
| 2017 | 13 | 85 | 0 |
| 2016 | 13 | 120 | 2 |
| Totals | 34 | 314 | 3 |

85 Cheyenne O'Grady ||| 6-4, 251, Jr.

Leads team in rec. (29) & TDs (6) ... Six rec. / 75 yds / 2 TDs vs. LSU ... Only Hog with two multi-TD rec. games this year ... Seven rec. & 2 TDs (10/6) ... Son of the late Larry Marks - a three-year basketball letterwinner at Arkansas 1988-90.

| | REC | YDS | TD |
|--------|-----|-----|----|
| 2018 | 29 | 383 | 6 |
| 2017 | 21 | 132 | 2 |
| 2016 | 3 | 63 | 1 |
| Totals | 53 | 578 | 9 |

LT



74 Colton Jackson ||| 6-5, 301, Jr.

Started first game of 2018 at Auburn 9/22 after missing early season games due to back surgery ... Started 10 of 12 games at left tackle in 2017 ... Played third-most offensive snaps last season (702).


| | GP | GS |
|--------|----|----|
| 2018 | 8 | 7 |
| 2017 | 12 | 10 |
| 2016 | 12 | 3 |
| Totals | 32 | 20 |

73 Noah Gatlin ||| 6-7, 293, Fr.

Started his first career game 9/8 ... Consensus three-star recruit ... Helped pave the way for Jonesboro HS to 2,395 yards, averaging 6.8 yards per carry ... Chose Arkansas over Mississippi State, Arizona State and others.

| | GP | GS |
|--------|----|----|
| 2018 | 3 | 2 |
| Totals | 3 | 2 |

LG



51 Hjalte Froholdt ||| 6-5, 315, Sr. >>> Preseason second-team All-SEC

Allowed first sack in 746 pass protection snaps in Q4 vs. Rebels ... No sacks allowed vs. Tulsa ... Saw action in 747 snaps last season - started all 12 games at LG ... Graded as No. 9 offensive lineman in the SEC & No. 2 guard - PFF in 2017.

| | GP | GS |
|--------|----|----|
| 2018 | 11 | 11 |
| 2017 | 12 | 12 |
| 2016 | 13 | 13 |
| 2015 | 10 | 0 |
| Totals | 46 | 36 |

54 Austin Capps ||| 6-4, 311, Jr.

Transitioned from the defensive line to the offensive line for 2018 season ... Appeared in all 12 games in 2017 and 12-of-13 in 2016 ... Totaled 22 tackles last season on 272 defensive snaps ... A four-star recruit by ESPN, Scout and 247Sports.

| | GP | GS |
|--------|----|----|
| 2018 | 10 | 0 |
| 2017 | 12 | 0 |
| 2016 | 12 | 0 |
| Totals | 34 | 0 |

C



66 Ty Clary ||| 6-4, 288, So.

No sacks allowed vs. Tulsa ... Started the last five games at C ... Opened 2017 with four-straight starts at RG & played in seven total on the line ... Did not allow a sack in 115 snaps in 2017 ... Three-star recruit from Fayetteville HS.

| | GP | GS |
|--------|----|----|
| 2018 | 11 | 10 |
| 2017 | 7 | 4 |
| Totals | 18 | 14 |

57 Shane Clenin ||| 6-6, 302, R-Fr.

Redshirted during his first year on campus ... Consensus three-star prospect by ESPN, Rivals, Scout and 247Sports ... Rated the No. 1 offensive tackle in the state of Missouri by Scout ... The first-ever Division I signee from Jefferson HS.

| | GP | GS |
|--------|----|----|
| 2018 | 6 | 2 |
| Totals | 6 | 2 |

RG



62 Johnny Gibson ||| 6-4, 319, Sr.

No sacks allowed vs. Tulsa ... Started all seven games at RG in 2018 ... Notched a team-high 807 snaps in 2017 over 12 starts - six at RG, four at RG and once at LT ... Allowed one sack and four total pressures over the last five games of 2017.

| | GP | GS |
|--------|----|----|
| 2018 | 11 | 11 |
| 2017 | 12 | 12 |
| Totals | 23 | 23 |

68 Kirby Adcock ||| 6-5, 280, R-Fr.

Redshirted during his first year on campus ... Tabbed the No. 4 player in Arkansas being a consensus three-star prospect by ESPN, Rivals, Scout and 247Sports ... Winner of the 2016 Willie Roaf Award, given to the best HS OL in Arkansas.

| | GP | GS |
|--------|----|----|
| 2018 | 4 | 1 |
| Totals | 4 | 1 |

RT



60 Brian Wallace ||| 6-6, 320, Sr. >>> Preseason third-team All-SEC

No sacks allowed vs. Tulsa ... Made 15-straight starts at RT, dating back to 2017 ... Played in 11 games while starting the final seven of 2017 at RT ... Played 468 offensive snaps last year, allowing only three sacks.


| | GP | GS |
|--------|----|----|
| 2018 | 11 | 11 |
| 2017 | 11 | 7 |
| 2016 | 12 | 10 |
| 2015 | 0 | 3 |
| Totals | 34 | 32 |

78 Dalton Wagner ||| 6-9, 302, R-Fr.

Played in seven of eight games in 2018, starting at LT vs. Tulsa ... Redshirted in 2017 ... Consensus three-star prospect according to ESPN, Rivals, Scout and 247Sports ... Chose Arkansas over Louisville, Utah, California, Vanderbilt & others.

| | GP | GS |
|--------|----|----|
| 2018 | 9 | 2 |
| Totals | 9 | 2 |

QB



4 Ty Storey ||| 6-2, 215, Jr.

Thrown for 100+ yds in 10 games, 200+ in four ... 200 vs. LSU ... 240 pass yds vs. VU - most since EIU (9/1) ... First career start 9/8 ... Consensus four-star recruit - chose Arkansas over Alabama, Auburn & others.

| | C-A-I | YDS | TD |
|--------|-----------|-------|----|
| 2018 | 139-243-9 | 1,560 | 11 |
| 2017 | 0-0-0 | 0 | 0 |
| 2016 | 1-4-0 | 3 | 0 |
| Totals | 140-247-9 | 1,563 | 11 |

15 Cole Kelley ||| 6-7, 258, So.

Tossed a 39-yard TD pass vs. Ole Miss ... Played in 10 games, starting four (at No. 1 Alabama, No. 21 Auburn, at Ole Miss, Coastal Carolina) in 2017 ... SEC Freshman of the Week after a comeback win at Ole Miss in 2017.

| | C-A-I | YDS | TD |
|--------|-----------|-------|----|
| 2018 | 35-67-5 | 455 | 5 |
| 2017 | 80-151-3 | 1,130 | 8 |
| Totals | 115-218-8 | 1,579 | 13 |

RB



5 Rakeem Boyd ||| 6-0, 200, So.

100+ yards in three games this year - Ole Miss (109), Alabama (102) & VU (113) ... First Hog with 100+ vs. Alabama since Darren McFadden 2007 ... First career start 9/29 ... Rushed for 1,211 yds and 14 TDs at Independence CC in 2017.

| | ATT | YDS | TD |
|--------|-----|-----|----|
| 2018 | 128 | 729 | 2 |
| Totals | 128 | 729 | 2 |

2 Chase Hayden ||| 5-10, 200, So.

Season-high 70 yards on five carries vs. Vanderbilt - first TD of 2018 on 38-yard run ... Third on the team in rushing yards ... 326 yds & 4 TDs in 2017 ... 2017 SEC Academic Honor Roll ... Four-star prospect - Rivals.

| | ATT | YDS | TD |
|--------|-----|-----|----|
| 2018 | 56 | 251 | 1 |
| 2017 | 61 | 326 | 4 |
| Totals | 117 | 577 | 5 |

WR



1 Jared Cornelius ||| 5-11, 203, Sr.

Two rec. / 46 yards vs. LSU ... Started two of three games played in 2017 before an Achilles injury in the third game ... Recorded five receptions for 43 yards and one touchdown ... Averaged 16.09 yards per catch in 2016.

| | REC | YDS | TD |
|--------|-----|-------|----|
| 2018 | 99 | 1,262 | 10 |
| 2016 | 32 | 515 | 4 |
| 2015 | 24 | 393 | 3 |
| 2014 | 18 | 212 | 2 |
| Totals | 86 | 1,262 | 10 |

9 De'Vion Warren ||| 5-10, 180, So. >>> Preseason third-team All-SEC

Had a 78-yard kick return vs. Alabama (10/6) ... Caught his first TD pass 10/6 ... Returned a kick 100-yards for a touchdown against Auburn ... Averaged 26.4 yards per return last season ... A four-star prospect by ESPN out of high school.

| | REC | YDS | TD |
|--------|-----|-----|----|
| 2018 | 3 | 14 | 1 |
| 2017 | 1 | 5 | 0 |
| Totals | 4 | 19 | 1 |

WR



3 Deon Stewart ||| 5-11, 161, Jr.

Has a catch in 18 of the last 19 games ... Six rec./13 yds at MSU - team-high rec. ... Mainstay in the Razorback offense in 2017, playing in all 12 games with 33 rec. for 404 yards ... Primary return specialist in 2016 - 419 KR yards on 21 returns.

| | REC | YDS | TD |
|--------|-----|-----|----|
| 2018 | 19 | 166 | 0 |
| 2017 | 33 | 404 | 3 |
| 2016 | 2 | 34 | 0 |
| Totals | 54 | 613 | 3 |

10 Jordan Jones ||| 6-1, 180, So.

One reception for eight yards vs. VU ... TD catch vs. EIU (9/1) ... Started six games in 2017, finished third in rec. yards (401) & receptions (21) and second in TD receptions (3) on the team ... Played QB Ty Storey in Arkansas state title game.

| | REC | YDS | TD |
|--------|-----|-----|----|
| 2018 | 15 | 186 | 1 |
| 2017 | 21 | 401 | 3 |
| Totals | 36 | 587 | 4 |

IN DEPTH CHART: DEFENSE

| | U-A-T | TFL | SACK |
|--------|-----------|----------|--------|
| 2018 | 18-26-44 | 10-0-44 | 4-5-25 |
| 2017 | 15-22-37 | 7-5-33 | 2-5-19 |
| 2016 | 8-19-27 | 5-5-23 | 2-5-13 |
| Totals | 41-67-108 | 23-0-100 | 9-5-57 |

3 McTelvin Agim ||| 6-3, 279, Jr.

Leads the team in tackles for loss with 10.0 & QBH with 11 ... Three QBH vs. Tulsa ... Posted 37 tackles in 2017, the second-most among defensive linemen ... Second on the team in TFL (7.5) ... T-3rd on the team in sacks (2.5) in 2017.



DE

| | U-A-T | TFL | SACK |
|--------|---------|-------|-------|
| 2018 | 11-7-18 | 2-5-8 | 1-5-7 |
| 2017 | 0-0-0 | 0-0-0 | 0-0-0 |
| 2016 | 0-0-0 | 0-0-0 | 0-0-0 |
| Totals | 11-7-18 | 2-5-8 | 1-5-7 |

91 Michael Taylor ||| 6-2, 248, Sr.

Credited with 1.0 sack vs. LSU ... Had a TFL & a forced fumble vs. EIU (9/1) ... Saw action in two games in 2017 ... Didn't participate in 2016 ... Tallied 50 tackles, including 11.5 for loss & four sacks at Riverside City College (Calif.) in 2015.



DL

| | U-A-T | TFL | SACK |
|--------|----------|--------|--------|
| 2018 | 19-23-42 | 7-5-51 | 7-0-50 |
| 2017 | 2-2-4 | 0-0-0 | 0-0-0 |
| 2016 | 0-1-1 | 0-0-0 | 0-0-0 |
| 2015 | 2-0-2 | 0-0-0 | 0-0-0 |
| Totals | 23-26-49 | 7-5-51 | 7-0-50 |

90 Armon Watts ||| 6-5, 298, Sr.

Crip Hall Homecoming Award ... 7.0 sacks this year - 1.0 vs. LSU ... Three FF - EIU (9/1), CSU (9/8) & Tulsa (10/20) ... Three-star prospect ... Chose Arkansas over Missouri, Kentucky, Cincinnati & Wisconsin among others.



| | U-A-T | TFL | SACK |
|--------|----------|--------|--------|
| 2018 | 4-11-15 | 2-5-14 | 1-5-12 |
| 2017 | 8-13-21 | 3-5 | 1-0-0 |
| Totals | 12-24-36 | 5-0-14 | 2-5-12 |

7 Briston Guidry ||| 6-2, 292, So.

Recorded a sack vs. Tulsa & 0.5 sacks vs. VU ... Scored his second career TD vs. EIU on a fumble recovery ... Played in 11 games as a freshman, with 21 tackles, 3.5 for loss, over 280 defensive snaps ... A four-star recruit out of Kenner, La.



DL

| | U-A-T | TFL | SACK |
|--------|----------|--------|--------|
| 2018 | 7-16-31 | 2-5-9 | 1-5-6 |
| 2017 | 10-16-26 | 1-5-3 | 0-0-0 |
| 2016 | 1-3-4 | 4-0-17 | 2-0-15 |
| Totals | 18-35-53 | 8-0-29 | 3-5-21 |

52 TJ Smith ||| 6-3, 304, Jr.

Has 2.5 TFL in 2018 ... 0.5 sacks vs. Tulsa ... Played in five games in 2017 with four tackles, 1.5 for loss ... Redshirted as a true freshman ... Three-star recruit ... Chose Arkansas over Missouri, Vanderbilt, N. Carolina, Wake Forest & others.

| | U-A-T | TFL | SACK |
|--------|---------|-------|-------|
| 2018 | 4-9-13 | 0-0-0 | 0-0-0 |
| 2017 | 2-4-6 | 0-5-0 | 0-0-0 |
| Totals | 6-13-19 | 0-5-0 | 0-0-0 |

42 Jonathan Marshall ||| 6-3, 301, So.

Had three tackles vs. Tulsa ... Played in all 12 games last season over 160 defensive snaps ... Finished with six tackles, with 0.5 for loss & two quarterback hurries ... Three-star recruit that chose Arkansas over TCU, Nebraska & others.

| | U-A-T | TFL | SACK |
|--------|-----------|---------|--------|
| 2018 | 15-16-31 | 6-0-32 | 3-0-25 |
| 2017 | 20-22-42 | 5-5-18 | 2-0-13 |
| 2016 | 13-10-23 | 5-5-32 | 2-5-20 |
| 2014 | 5-3-8 | 0-5-1 | 0-0-0 |
| Totals | 53-51-104 | 15-0-73 | 6-5-52 |

10 Randy Ramsey ||| 6-4, 236, Sr.

Tallied 1.0 sack vs. VU ... Recovered a fumble vs. Tulsa ... Had 2.5 TFL vs. Ole Miss - 6.0 total in 2018 ... Played in all 12 games, eight starts, at OLB in 2017 ... Finished with 42 tackles, including 5.5 for loss & 2.0 sacks, six QBH & a FF.

| | U-A-T | TFL | SACK |
|--------|---------|-------|-------|
| 2018 | 3-10-13 | 1-5-3 | 0-0-0 |
| 2017 | 1-0-1 | 0-0-0 | 0-0-0 |
| Totals | 4-10-14 | 1-5-3 | 0-0-0 |

6 Gabe Richardson ||| 6-3, 240, Jr.

Recovered a fumble vs. UNT (9/15) ... First career start 9/8 ... Saw action in four games in 2017 ... Forced a fumble that was recovered 18 yards for a TD by Henre' Toliver in the 2017 season opener against Florida A&M.



DE

| | U-A-T | TFL | SACK |
|--------|---------|--------|-------|
| 2018 | 17-7-24 | 2-0-11 | 1-0-8 |
| Totals | 17-7-24 | 2-0-11 | 1-0-8 |

36 D'Vone McClure ||| 6-2, 215, So.

Started six of 11 games in 2018, including three of the last four ... Posted TFLs vs. Eastern Illinois (9/1) & Ole Miss (10/13) ... Forced a fumble vs. EIU ... Played baseball in HS - drafted by Cleveland Indians in 4th round of 2012 MLB Draft.



NB

| | U-A-T | TFL | SACK |
|--------|-----------|-------|-------|
| 2018 | 4-9-13 | 0-0-0 | 0-0-0 |
| 2017 | 21-29-50 | 0-5-1 | 0-0-0 |
| 2016 | 2-5-7 | 0-0-0 | 0-0-0 |
| 2015 | 22-24-44 | 0-0-0 | 0-0-0 |
| Totals | 49-65-114 | 0-5-1 | 0-0-0 |

30 Kevin Richardson II ||| 5-11, 180, Sr.

Started three of eight games played in 2018 ... Season-high three tackles vs. Texas A&M (9/29) & Tulsa (10/20) ... Team Captain in 2017 ... Career-high 50 tackles last year, tied for team-lead in INTs with three - all over four-game stretch.

| | U-A-T | TFL | SACK |
|--------|-------------|---------|--------|
| 2018 | 55-55-110 | 9-0-23 | 2-0-11 |
| 2017 | 66-49-115 | 8-5-25 | 3-5-18 |
| 2016 | 18-19-37 | 2-0-8 | 1-0-6 |
| Totals | 139-123-252 | 19-5-56 | 6-5-35 |

8 De'Jon Harris ||| 6-0, 244, Jr. >>> Preseason third-team All-SEC

Leads the SEC in tackles (110) ... Career-high 16 tackles 9/29 ... 12 vs. LSU ... Seven double-digit tackle games in 2018 ... Led Hogs in tackles (115), TFLs (8.5) & sacks (3.5) in 2017 - first Razorback to do so in the same year since at least 1973.



LB

| | U-A-T | TFL | SACK |
|--------|----------|--------|-------|
| 2018 | 7-16-23 | 2-5-4 | 0-0-0 |
| 2017 | 22-16-38 | 3-5-15 | 1-0-9 |
| Totals | 29-32-61 | 6-0-19 | 1-0-9 |

31 Grant Morgan ||| 5-11, 220, So.

Saw action in all 12 games totalling 38 tackles, including 3.5 for loss and 1.0 sack in 2017 ... Played 212 defensive snaps ... Played a season-high 58 snaps & recorded a season-high eight tackles in the season finale against Missouri.

| | U-A-T | TFL | SACK |
|--------|-------------|---------|--------|
| 2018 | 38-42-80 | 6-5-10 | 2-0-6 |
| 2017 | 52-51-103 | 1-5-15 | 1-0-14 |
| 2016 | 22-20-42 | 1-5-3 | 0-0-0 |
| 2015 | 46-49-95 | 3-5-20 | 1-0-14 |
| Totals | 158-162-320 | 12-5-53 | 4-0-34 |

23 Dre Greenlaw ||| 6-0, 227, Sr.

Recorded 300th tackle vs. VU ... led team in tackles (12) vs. LSU ... Two INTs in 2018 ... Started all 12 games at WLB (2017) ... 103 tackles - 2nd on the team for the second time in three years ... Fourth in SEC in double-digit tackle games (6).



LB

| | U-A-T | TFL | SACK |
|--------|---------|-------|-------|
| 2018 | 9-14-23 | 2-5-4 | 0-0-0 |
| Totals | 9-14-23 | 2-5-4 | 0-0-0 |


16 Bumper Pool ||| 6-2, 223, Fr.

Season-high 10 tackles vs. VU, including 1.0 for loss ... 2.5 TFL this season ... Recovered a fumble vs. EIU (9/1) - 60 yd return ... First start 9/8 ... Four-star recruit by 247Sports & Rivals ... Chose Arkansas over Alabama, LSU & others.

| | U-A-T | TFL | INT |
|--------|----------|--------|-------|
| 2018 | 30-7-37 | 3-5-13 | 2-0 |
| 2017 | 1-0-1 | 0-0-0 | 0-0 |
| 2016 | 33-14-47 | 0-5-0 | 2-7-5 |
| 2015 | 6-4-10 | 0-0-0 | 1-8 |
| Totals | 70-25-95 | 4-0-13 | 5-8-3 |

11 Ryan Pulley ||| 5-11, 198, Jr.

Has three INTs in 2018 (CSU, Ole Miss, Tulsa) ... Sustained a right pectoral injury in the 2017 opener & missed the rest of the year ... Started the final 12 games of 2016 & led the team with 13 pass breakups & finished fifth with 47 tackles.



CB

| | U-A-T | TFL | INT |
|--------|-------|-------|-----|
| 2018 | 3-1-4 | 0-0-0 | 0-0 |
| Totals | 3-1-4 | 0-0-0 | 0-0 |

21 Montaric Brown ||| 6-0, 187, R-Fr.

First career start vs. Tulsa ... Redshirted 2017 season ... Consensus four-star recruit out of Ashdown, Ark., top prospect in state by Rivals, Scout & 247Sports ... Chose Arkansas over Alabama, Auburn, LSU, Oklahoma State.

| | U-A-T | TFL | INT |
|--------|----------|-------|-----|
| 2018 | 27-26-53 | 0-0-0 | 0-0 |
| 2017 | 32-14-46 | 0-0-0 | 0-0 |
| Totals | 59-40-99 | 0-0-0 | 0-0 |

2 Kamren Curl ||| 6-2, 201, So.

Forced a fumble vs. UNT (9/15) ... Played the second-most snaps among all SEC true freshman cornerbacks (690), was sixth on the team & tied for fourth among SEC freshmen in tackles (46) & tied for the team lead in PBUs in 2017.



SS

| | U-A-T | TFL | INT |
|--------|-------|-------|-----|
| 2018 | 0-3-3 | 0-0-0 | 0-0 |
| Totals | 0-3-3 | 0-0-0 | 0-0 |

18 Myles Mason ||| 6-2, 208, Fr.

Four-star recruit by ESPN ... Top-10 prospect in Alabama by ESPN (No. 10) ... Helped Hewitt-Trussville to an 11-0 overall record and 7-0 mark in region play as a senior in 2017 ... Chose Arkansas over Alabama, Auburn, LSU and others.

| | U-A-T | TFL | INT |
|--------|------------|-------|------|
| 2018 | 42-43-85 | 0-5-0 | 0-0 |
| 2017 | 34-29-63 | 2-0-4 | 1-16 |
| 2016 | 30-13-43 | 0-0-0 | 1-24 |
| 2015 | 22-13-35 | 0-0-0 | 1-18 |
| Totals | 128-98-226 | 2-5-4 | 3-58 |

9 Santos Ramirez ||| 6-2, 204, Sr. >>> Preseason third-team All-SEC

Six double-digit tackle games in 2018 - 11 at MSU (team-high) ... Led team in tackles (10) vs. Tulsa ... FR vs. EIU ... One of three players in the FBS in 2017 to record at least 60 tackles, an INT, eight PBUs & three FF in 2017.



FS

| | U-A-T | TFL | INT |
|--------|-------|-------|-----|
| 2018 | 3-5-8 | 0-0-0 | 0-0 |
| Totals | 3-5-8 | 0-0-0 | 0-0 |

17 Joe Foucha ||| 5-11, 198, Fr.

Consensus three-star recruit by 247Sports, ESPN and Rivals ... Had 68 tackles, five interceptions, six forced fumbles, four fumble recoveries & 15 pass breakups as a senior ... Chose Arkansas over Alabama, Auburn, LSU & others.

| | U-A-T | TFL | INT |
|--------|---------|-------|-----|
| 2018 | 19-4-23 | 0-0-0 | 0-0 |
| Totals | 19-4-23 | 0-0-0 | 0-0 |

24 Jarques McClellion ||| 5-10, 190, R-Fr.

Team-high six PBUs in 2018 ... Redshirted initial year with the program ... Three-star prospect by ESPN, Rivals, Scout & 247Sports ... Totaled 46 tackles & 21 pass breakups as a senior ... Selected Arkansas over Florida, Louisville & others.



CB

| | U-A-T | TFL | INT |
|--------|-------|-------|-----|
| 2018 | 0-2-2 | 0-0-0 | 0-0 |
| 2017 | 2-0-2 | 0-0-0 | 0-0 |
| Totals | 2-2-4 | 0-0-0 | 0-0 |

14 Britto Tutt ||| 6-1, 180, Jr.

Earned first career start 9/15 ... Played in eight games & totaled two tackles last season ... Played in 10 games helping the team finish 8-3 as co-champs of the National Northern Conference as a freshman at Ventura College in 2015.

RAZORBACK TRENDS





| | 2018 | Morris | Streak |
|-----------------------------------|------|--------|--------|
| Overall | 2-9 | 16-31 | L3 |
| At Home | 2-4 | 12-14 | L2 |
| On the Road | 0-3 | 4-15 | L4 |
| Neutral | 0-2 | 0-2 | L4 |
| September | 1-4 | 8-10 | L4 |
| October | 1-3 | 5-10 | L1 |
| November | 0-2 | 3-11 | L3 |
| December-January | 0-0 | 0-0 | L1 |
| vs. SEC | 0-7 | 0-7 | L8 |
| vs. Non-Conference | 2-2 | 8-8 | W1 |
| vs. Ranked Opponents | 0-4 | 1-13 | L9 |
| Record in Games... | | | |
| Decided by 7 pts or less | 0-4 | 4-8 | L4 |
| Decided by 3 pts or less | 0-0 | 2-3 | W4 |
| During the day | 2-5 | 7-17 | L2 |
| At night | 0-4 | 9-14 | L6 |
| Record When Scoring... | | | |
| Less than 21 points | 0-5 | 0-12 | L14 |
| 21+ points | 2-4 | 16-19 | L1 |
| 30+ points | 1-3 | 14-12 | L3 |
| 40+ points | 1-0 | 8-5 | W2 |
| 50+ points | 1-0 | 4-0 | W3 |
| Record When Allowing... | | | |
| Less than 14 points | 1-0 | 2-0 | W12 |
| Less than 21 points | 1-0 | 5-0 | W9 |
| 21+ points | 0-9 | 10-31 | L10 |
| Record When... | | | |
| Scoring first | 2-1 | 11-14 | L1 |
| Opponents score first | 0-8 | 5-17 | L9 |
| Leading after the 1Q | 1-2 | 11-9 | L2 |
| Trailing after the 1Q | 0-6 | 2-18 | L7 |
| Tied after the 1Q | 1-1 | 3-4 | L1 |
| Leading at halftime | 2-2 | 15-3 | W1 |
| Trailing at halftime | 0-7 | 1-27 | L7 |
| Tied at halftime | 0-0 | 0-1 | -- |
| Leading after the 3Q | 2-2 | 12-2 | W1 |
| Trailing after the 3Q | 0-7 | 4-29 | L9 |
| Tied going into the 4Q | 0-0 | 0-0 | -- |
| In overtime games | 0-0 | 1-1 | L1 |
| Record With... | | | |
| Less than 300 yards total offense | 0-4 | 0-7 | L10 |
| 400+ yards total offense | 1-4 | 14-16 | L4 |
| 500+ yards total offense | 0-0 | 4-3 | W1 |
| Less than 100 yards rushing | 1-3 | 2-9 | L2 |
| 100+ yards rushing | 1-6 | 14-22 | L1 |
| 200+ yards rushing | 0-3 | 9-7 | L3 |
| 300+ yards rushing | 0-1 | 2-1 | L1 |
| Less than 200 yards passing | 1-5 | 3-9 | L1 |
| 200+ yards passing | 1-4 | 13-22 | L4 |
| 300+ yards passing | 1-0 | 6-6 | W1 |
| 400+ yards passing | 0-0 | 0-1 | L2 |
| A 100-yard rusher | 0-4 | 8-10 | L4 |
| 2+ 100-yard rushers | 0-0 | 2-0 | W8 |
| Record When Allowing... | | | |
| Less than 200 total yards | 0-0 | 0-0 | W6 |
| 200+ total yards | 2-9 | 16-31 | L3 |
| 300+ total yards | 1-8 | 12-29 | L8 |
| 400+ total yards | 0-5 | 7-23 | L6 |
| Less than 100 rush yards | 0-3 | 6-3 | L3 |
| 100+ rush yards | 2-6 | 9-29 | L3 |
| 200+ rush yards | 0-4 | 4-23 | L7 |
| Less than 200 pass yards | 1-4 | 7-11 | L3 |
| 200+ pass yards | 1-5 | 9-20 | L5 |
| 300+ pass yards | 0-3 | 5-10 | L3 |
| 400+ pass yards | 0-0 | 2-4 | L2 |
| A 100-yard rusher | 0-4 | 2-18 | L5 |
| Record When Having... | | | |
| No turnovers | 1-0 | 7-3 | W3 |
| Less than 3 turnovers | 2-6 | 13-20 | L2 |
| 3 or more turnovers | 0-3 | 2-10 | L15 |
| No takeaways | 0-3 | 1-8 | L4 |
| Less than 3 takeaways | 1-9 | 10-25 | L3 |
| 3 or more takeaways | 1-0 | 6-6 | W2 |
| Win turnover battle | 1-1 | 12-7 | L1 |
| Lost turnover battle | 0-6 | 2-19 | L7 |
| Turnovers even | 1-2 | 2-5 | W1 |
| More than 30:00 TOP | 1-4 | 11-14 | W1 |
| Less than 30:00 TOP | 1-5 | 5-17 | L5 |

RAZORBACK NOTEBOOK

QUICK HITS

- Saturday marked the 29th meeting between the Razorbacks and the Bulldogs. Arkansas leads the all-time series, 16-12-1, with the first matchup coming in 1916.
- Connor Limpert's 36-yard field goal with 0:32 remaining in the second quarter was the first score of the game for the Razorbacks. It was the sixth time this season Arkansas' first score of the game was a field goal.
- The Razorbacks kicked another field goal on the first drive of the second half to make it a 17-6 game, the sixth time this year Arkansas has scored on the first drive of the second half, fifth via field goal.
- Hjalte Froholdt made his 36th consecutive start, the longest streak among current Razorbacks.
- Santos Ramirez & DeJon Harris made their 23rd consecutive starts, tied for the most on the defense.

FUTURE NON-CONFERENCE FOES

| 2020 2025 | 2021 | 2022 2023 | 2024 2027 |
|---|---|---|---|
|  |  |  |  |

BIG PLAY PETTWAY

Junior wide receiver La'Michael Pettway has made it a habit of coming up with big receptions for the Razorbacks this season. The Nashville, Arkansas, native has hauled in a team-high eight receptions of 20+ yards this season, including a 47-yard catch from Ty Storey against the Bulldogs last week. Six of his eight have been gone over 30 yards, with three over 40. He leads the team in receiving yards this season with 470, averaging 17.4 yards per catch.

SACK LUNCHES

Senior defensive lineman Armon Watts added another sack to his season total after racking up 1.0 for 11 yards against LSU. The St. Louis, Missouri, native has registered a sack in seven of 11 games this season, including three of the last four, to lead the Razorbacks in the category with seven, which is also good for fifth in the SEC. One more sack will tie him with Deatrich Wise Jr. (2015) and Henry Ford (1991) for 10th-most in a single season by an Arkansas defender. The school record is 14 set by Ford (1993) and Steven Conley (1995). Watts leads all defensive tackles in the FBS with his seven sacks.

SOSA THE DESTROYER

Junior defensive lineman McTelvin "Sosa" Agim paces the Razorback defensive unit with 10.0 TFLs, registering 0.5 for a yard against Mississippi State. Agim was also disruptive against Tulsa, accounting for seven tackles, 3.5 for loss, along with 2.0 sacks and three quarterback hurries. One of his QBH forced an interception near the end of the second quarter, while his final sack of the day kept the Golden Hurricane out of the end zone on their final possession of the game.

- His 10.0 tackles for loss makes him the first Razorback in double digits since Deatrich Wise Jr. totaled 10.5 in 2015.
- Agim's 2.0 sacks were the most by a Razorback since Wise vs. Missouri on Nov. 27, 2015.
- His 3.5 tackles for loss were a career-high, leads the team this season & is the second time this year a Razorback has recorded 3.0 or more in a game - Dre Greenlaw at Auburn on Sept. 22 (3.0).

THE BEST IN THE BEST

Junior linebacker DeJon Harris continues to lead the SEC in total tackles with 110, hitting the 100-tackle threshold against LSU on Nov. 10. It's the second-straight season Harris has recorded 100 tackles, racking up 115 in 2017. He's the seventh Razorback since Arkansas joined the league to hit 100 tackles in back-to-back years & the first since Jerry Franklin (2010-11). Harris holds a five-tackle lead heading into the weekend, as he looks to become the first Razorback since 2014 to lead the conference in tackles, when Martrell Speight tallied 128, which is also the 15th-most in school history.

DON'T FORGET ABOUT DRE

Senior linebacker Dre Greenlaw moved within striking distance of cracking the Arkansas record books after eight tackles at Mississippi State last week. After a 12-tackle performance against LSU, his fifth double-digit tackle game in 2018, the Fayetteville native posted eight against the Bulldogs to increase his career mark to 320, putting him 10 from the 10th-best mark in school history of 330 set by Mick Thomas over the 1989-91 seasons. Greenlaw's 320 also leads all active SEC defenders.

KICKING HIS WAY TO THE TOP

Junior kicker Connor Limpert was named a semifinalist for the Lou Groza Award on Nov. 1, which is presented annually to the nation's top kicker. The Allen, Texas, native is one of 20 up for the honor, as he is 19-of-24 in FG attempts this year and owns the longest FG made among the group & the second-longest in the FBS this season at 55 yards. Limpert is one of the most accurate kickers in school history, aided by 10-straight made over a five-week stretch. Although his streak ended on a 60-yard try against Vanderbilt, Limpert broke into the Arkansas record books by nailing a 55-yarder in the game for the seventh-longest field in school history.

- Limpert's 10-straight field goals made is tied for the third-longest streak in school history.
- He has made at least one FG in each of the last 12 games.
- Limpert's 4-for-4 night against Ole Miss was the first for a Razorback kicker since Alex Tejada vs. Troy on Sept. 1, 2007.
- He is tied for fourth at Arkansas in FGs made in a single year with Bruce Lahay (1981) & Steve Little (1977).
- Limpert is the first Razorback kicker with multiple 50-yard FGs made in a season since Zack Hocker in 2013 (53, 51, 54).



RAZORBACK NOTEBOOK

O'GRADY, TIGHT ENDS ROLLING

Cheyenne O'Grady & his fellow tight ends have emerged to be the top targets among the Arkansas receiving core with four tight ends catching passes. O'Grady recorded a career-high seven receptions against Alabama, while fellow TEs Austin Cantrell (two catches) & Grayson Gunter (one catch) also were part of the passing game. Grayson Gunter added to the fun with a touchdown reception against Tulsa, while O'Grady led the team in receptions (six) and yards (83), including a touchdown. He leads the team with six scores this season. The Razorbacks have relied on the tight end position in the passing game through the first 10 games with four different tight ends being targeted for a total of 79 targets according to PFF. O'Grady, Cantrell, Gunter & Jeremy Patton have combined for 46 receptions for 600 yards & eight touchdowns. Only three SEC teams have targeted tight ends more this season.

- Cheyenne O'Grady leads Arkansas' tight ends with 29 catches for 384 yards and six touchdowns.
- O'Grady took over the team-lead in receptions and touchdowns after the LSU game.
- After two touchdown receptions against the Tigers, O'Grady is the only Razorback with two multi-TD rec. games this year.
- Of Arkansas' 192 completions, 46 have gone to tight ends this season.
- The Razorbacks are one of just four SEC teams to complete passes to four different tight ends this season.

CAREER 100-YARD RUSHING GAMES

Devwah Whaley • Jr. • RB (4)

165, at Colorado State, 2018
135, Alcorn State, 2016
119, New Mexico State, 2017
112, at Mississippi State, 2016

Rakeem Boyd • So. • RB (3)

113, Vanderbilt, 2018
109, Ole Miss, 2018
102, Alabama, 2018

T.J. Hammonds • Jr. • RB (1)

119, Coastal Carolina, 2017

Chase Hayden • So. • RB (1)

120, Florida A&M, 2017

CAREER 100-YARD RECEIVING GAMES

Jared Cornelius • Sr. • WR (3)

146, Alabama, 2016
126, vs. Texas A&M, 2016
106, Alcorn State, 2016

Jordan Jones • So. • WR (2)

132, Eastern Illinois, 2018
122, Missouri, 2017

CAREER 200-YARD PASSING GAMES

Ty Storey • Jr. • QB (4)

261, Eastern Illinois, 2018
240, Vanderbilt, 2018
230, Alabama, 2018
200, LSU, 2018

Cole Kelley • So. • QB (2)

264, Coastal Carolina, 2017
200, at Alabama, 2017

CONSECUTIVE GAMES WITH ...

A reception ...

Cheyenne O'Grady » 7
La'Michael Pettway » 7
Jordan Jones » 4
Deon Stewart » 3
Mike Woods » 3
Rakeem Boyd » 2

A tackle for loss ...

McTelvin Agim » 4

Double-digit tackle totals ...

Santos Ramirez » 2

A made field goal ...

Connor Limpert » 12

HOG TRACKER

- Compared to the first 11 games of last season, Arkansas is averaging more passing touchdowns (17 to 16), passing yards (2,172 to 2,152), field goals (19-of-24 to 7-of-10), tackles for loss (66 to 44), sacks (26 to 16), forced fumbles (14 to 12), fumble recoveries (10 to 9), PBUs (40 to 39), QBH (29 to 22) & fewer points allowed per game (34.5 to 35.1) in 2018 than 2017.
- Connor Limpert needs one more field goal to tie for third-most in a single season by a Razorback at 20 - needs five more to tie the school record of 24.
- Dre Greenlaw is 10 tackles away from the 10th-most in career tackles by a Hog at 330 - needs 88 for the school record of 408.
- DeJon Harris needs 23 more tackles to tie for 10th in single-season tackles at 133 - needs 64 to match the school record of 174.
- Armon Watts is one sack away from the 10th-most sacks in a season by a Razorback at eight - needs seven to tie the school record of 14.
- Another 100-yard rushing performance from Rakeem Boyd would give him four this season, making him the 29th Razorback to post four 100-yard games during their Arkansas careers.

THREE FOR NO. 5

After coming up a yard short vs. Tulsa, sophomore running back Rakeem Boyd racked up another 100-yard performance against Vanderbilt with 113 yards on 19 carries. His first 100-yard game as a Razorback came against Alabama on Oct. 6 behind 15 carries and 102 yards, then he followed it up with a 109-yard showing on seven carries vs. Ole Miss.

- Boyd's three 100-yard performances, combined with Devwah Whaley's at Colorado State (165) have pushed the school total to 328, with the first coming from Richard Miller in 1928.
- Boyd's 69-yard touchdown rush vs. Ole Miss is the longest play from scrimmage for the Razorbacks this year.
- He is the first Razorback to rush for 100 yards in back-to-back games since Rawleigh Williams III in 2016 (205 at Mississippi State & 117 at Missouri).
- Boyd was the first Arkansas back to rush for over 100 yards against Alabama since Darren McFadden in 2007.
- Arkansas has had a 100-yard rusher every year since 1983 - 35 consecutive seasons.
- Boyd is one of seven SEC student-athletes with three or more 100-yard performances this year & is the 38th Razorback with at least three over their Arkansas careers.
- The Razorbacks ran the ball 53 times vs. Tulsa, the second time this year Arkansas has had 53 rushing attempts (9/8).
- Boyd totaled 84 yards on 14 carries on Saturday at MSU.

CAPTAINS ELECTED

Arkansas elected team captains during Week 5 with team voting four Razorbacks captains for the remainder of the season. Seniors Hjalte Froholdt, Dre Greenlaw and Santos Ramirez and junior DeJon Harris were selected by their teammates to serve as captains for the rest of the season. Froholdt has been a mainstay on the offensive line his entire career. Greenlaw is one of the biggest contributors on the Arkansas defense and the SEC's active leading tackler. Ramirez is now a two-time team captain after serving in that roll last season. Harris led the Hogs in tackles a year ago and has been a staple in the middle of the Razorbacks' defense.

2018 HONORS

Hjalte Froholdt • Sr. • OL (12)

Preseason second-team All-American (Phil Steele)
Preseason first-team All-SEC (Phil Steele)
Preseason second-team All-SEC (Coaches)
Preseason second-team All-SEC (SEC media)
Preseason second-team All-SEC (Lindy's)
Preseason third-team All-SEC (Athlon)
Wuerffel Trophy Watch List
Outland Trophy Watch List
Allstate AFCA Good Works Team Nominee
PFF SEC Team of the Week (Week 9) - 78.8 Grade
PFF SEC Team of the Week (Week 11) - 75.4 Grade
CoSIDA Google Cloud Academic All-District

De'Jon Harris • Jr. • LB (6)

Preseason second-team All-SEC (Phil Steele)
Preseason third-team All-SEC (Coaches)
Preseason third-team All-SEC (SEC media)
Bednark Award Watch List
Bronko Nagurski Award Watch List
Butkus Award Watch List

Ryan Pulley • Jr. • DB (3)

PFF SEC Team of the Week (Week 4) - 77.9 Grade
PFF National Team of the Week (Week 8) - 90.3 Grade
PFF SEC Team of the Week (Week 8) - 90.3 Grade

Armon Watts • Sr. • DL (3)

PFF National Team of the Week (Week 2) - 92.6 Grade
PFF Midseason All-SEC Team - 89.8 Grade
PFF SEC Team of the Week (Week 9) - 75.2 Grade

Connor Limpert • Jr. • K (2)

Burlsworth Trophy Nominee
Lou Groza Award Semifinalist

Cheyenne O'Grady • Sr. • TE (2)

PFF SEC Team of the Week (Week 5) - 78.8 Grade
PFF SEC Team of the Week (Week 6) - 83.3 Grade

McTelvin Agim • Jr. • DL (1)

PFF SEC Team of the Week (Week 8) - 74.9 Grade

Chase Hayden • So. • RB (1)

Doak Walker Award Watch List

La'Michael Pettway • Jr. • WR (1)

PFF SEC Team of the Week (Week 7) - 76.6 Grade

Santos Ramirez • Sr. • DB (1)

Preseason third-team All-SEC (Coaches)

Brian Wallace • Sr. • OL (1)

Preseason third-team All-SEC (Coaches)

De'Vion Warren • Sr. • WR (1)

Preseason third-team All-SEC (Coaches)

Devwah Whaley • Jr. • RB (1)

Doak Walker Award Watch List

RAZORBACKS IN THE NFL

#PRHOGS

As of Nov. 18, 2018

| Name | Pos. | NFL Team |
|---------------------|------|----------------------|
| ^Brandon Allen | QB | Los Angeles Rams |
| Alex Collins | RB | Baltimore Ravens |
| A.J. Derby | TE | Miami Dolphins |
| Trey Flowers | DE | New England Patriots |
| *Hunter Henry | TE | Los Angeles Chargers |
| **Cody Hollister | WR | New England Patriots |
| ^Denver Kirkland | OL | Oakland Raiders |
| ^Jeremiah Ledbetter | DT | Tampa Bay Buccaneers |
| Mitchell Loewen | DE | New Orleans Saints |
| *Tevin Mitchel | DB | Oakland Raiders |
| Jason Peters | OL | Philadelphia Eagles |
| Darius Philon | DE | Los Angeles Chargers |
| Frank Ragnow | OL | Detroit Lions |
| Chris Smith | DE | Cleveland Browns |
| Martrell Spaight | LB | Miami Dolphins |
| Jeremy Sprinkle | TE | Washington Redskins |
| Travis Swanson | OL | Miami Dolphins |
| ^Robert Thomas | DL | Buffalo Bills |
| ^David Williams | RB | Denver Broncos |
| Jonathan Williams | RB | New Orleans Saints |
| Deatrich Wise Jr. | DE | New England Patriots |
| Jarius Wright | WR | Carolina Panthers |

* Reserve/Injured | ** Reserve/Non-Football Injury | ^ on practice squad

ACTIVE CAREER LEADERS

TACKLES

| Rank | Player, Class | Tackles |
|------|-----------------------|---------|
| 1. | Dre Greenlaw, Sr. | 320 |
| 2. | De'Jon Harris, Jr. | 262 |
| 3. | Santos Ramirez, Sr. | 226 |
| 4. | Kevin Richardson, Sr. | 122 |
| 5. | Randy Ramsey, Sr. | 98 |

TACKLES FOR LOSS

| Rank | Player, Class | TFL |
|------|--------------------|------|
| 1. | McTelvin Agim, Jr. | 23.0 |
| 2. | De'Jon Harris, Jr. | 19.5 |
| 3. | Randy Ramsey, Sr. | 17.5 |
| 4. | Dre Greenlaw, Sr. | 13.0 |
| 5. | T.J. Smith, Sr. | 8.0 |
| 6. | Armon Watts, Sr. | 7.5 |

SACKS

| Rank | Player, Class | Sacks |
|------|--------------------|-------|
| 1. | McTelvin Agim, Jr. | 9.5 |
| 2. | Randy Ramsey, Sr. | 7.5 |
| 3. | De'Jon Harris, Jr. | 6.5 |
| 4. | Armon Watts, Sr. | 7.0 |
| 5. | Dre Greenlaw, Sr. | 4.0 |
| 6. | T.J. Smith, Jr. | 3.5 |

INTERCEPTIONS

| Rank | Player, Class | INTs |
|------|-----------------------|------|
| 1. | Ryan Pulley, Jr. | 6 |
| 2. | Kevin Richardson, Sr. | 4 |
| 3. | Santos Ramirez, Sr. | 3 |
| | Dre Greenlaw, Sr. | 3 |

RUSHING

| Rank | Player, Class | Yards |
|------|--------------------|-------|
| 1. | Devwah Whaley, Jr. | 1,475 |
| 2. | Rakeem Boyd, So. | 729 |
| 3. | Chase Hayden So. | 577 |
| 4. | T.J. Hammonds, Jr. | 376 |

RECEPTIONS

| Rank | Player, Class | Receptions/Yards |
|------|----------------------|------------------|
| 1. | Jared Cornelius, Sr. | 86/1,262 |
| 2. | Jordan Jones, So. | 38/592 |

RAZORBACK NOTEBOOK

TOP TACKLING TR(DUO)IO

No other defense in the SEC has a tackling trio as accomplished as Arkansas. Senior De'Jon Harris (110) leads the league in total tackles, while senior defensive back Santos Ramirez (85) and senior linebacker Dre Greenlaw (80) rank seventh & tied for ninth, respectively, in tackles. No other school has two in the top 10. The Razorback trio has combined for 275 stops this season, while the next closest threesome in the league sits at 256. The combination of Harris and Ramirez is also the top tackling duo in the conference. At least one member of the trio has had 10 or more tackles in each of the last seven games & 10 of the last 11 contests, with all three accomplishing the feat against Texas A&M (9/29), Alabama (10/6) and LSU (11/10).

Harris (115) and Greenlaw (103) combined for 218 total tackles last season to become the SEC's top tackling duo. The pair were the only SEC teammates to accomplish the 100+ tackle feat in 2017 with Harris finishing second in the league and Greenlaw finishing sixth overall. Harris and Greenlaw are one of just two returning pairs of linebackers in the FBS this season that recorded 100+ tackles each last season.

- Harris and Greenlaw were among the leaders in the SEC in tackles with Harris registering seven games of 10+ tackles and Greenlaw collecting six games of 10+ stops.
- Six of Harris' double-digit tackle efforts came in SEC play in 2017.
- Harris' seven double-digit tackle games in 2017 is the most since All-SEC linebacker Martrell Spaight had eight in 2014.
- Harris finished No. 3 in the SEC and No. 29 in the FBS in solo tackles (66).
- Greenlaw has 11 double-digit tackle efforts since 2015.
- With 11 tackles against Coastal Carolina on Nov. 4, Greenlaw eclipsed 200 for his career. He became just the seventh Razorback in the last 10 seasons to accomplish that feat.
- Greenlaw has led or tied for the team lead in tackles 12 times since his freshman season in 2015.
- Harris picked up three All-SEC preseason accolades heading into 2018: Second team (Phil Steele) & Third team (SEC Media & SEC coaches), and was also named to three watch lists: Bednarik Award, Bronko Nagurski Award & Butkus Award.

STEADY HJALTE

Senior center and Denmark native Hjalte Froholdt has continued his consistent play into his fourth year on the Hill, leading the team with 674 snaps played. A few weeks ago, Froholdt allowed his first sack in 746 snaps of pass protection dating back to 2016 after a late fourth quarter play against Ole Miss, but responded with the rest of the offensive line to keep Connor Noland and Cole Kelley from taking a sack against Tulsa. This season, Froholdt started the first three games of the season at center before moving back to left guard at Auburn. Froholdt originally signed with the Razorbacks as a four-star defensive lineman out of IMG Academy in 2014. He has played in 91.5% of the Razorbacks' snaps over three years (Pro Football Focus). The native of Denmark moved to center during fall camp after starring at left guard and starting 25 straight games. The former defensive lineman was tabbed an All-SEC first teamer by Pro Football Focus, All-SEC third team by Phil Steele and a CoSIDA Academic All-District member in 2017 after not allowing a sack over 389 snaps of pass protection. Froholdt garnered plenty of preseason accolades:

- Second-team All-American & first-team All-SEC (Phil Steele)
- Second-team All-SEC (SEC media, SEC coaches & Lindy's) // Third-team All-SEC (Athlon)
- Wuerffel Trophy Watch List, Outland Trophy Watch List, Allstate AFCA Good Works Team Nominee
- William V. Campbell Trophy semifinalist

THE KIDS ARE ALRIGHT

The Razorbacks are getting a lot of production out of the young players on the roster this season, which includes 75 underclassmen, the second-most in the SEC. With 75 underclassmen on the roster, that equates to 62% of the Razorbacks' roster as freshmen and sophomores. Arkansas is one of 39 schools in the FBS with underclassmen making up 60+% of the roster and one of six SEC rosters with that distinction (Georgia, Kentucky, Missouri, Auburn, South Carolina). Fifty-seven of the 198 starting spots this season have gone to freshmen or sophomores, with 22 of those spots going to freshmen.

- Eight of the team's 11 rushing touchdowns have come from underclassmen, with QB Cole Kelley leading the team (three).
- Five of the 17 receiving TDs have been hauled in by freshmen or sophomores, with five different players doing so.

Dre Greenlaw (left), **De'Jon Harris** (center) & **Santos Ramirez** (right) lead the SEC in total tackles, combining for 275. The trio has 15 double-digit tackle performances in 2018.



RAZORBACK NOTEBOOK

WHAT'S NEW IN 2018?

Put simply, a lot is new in the Razorbacks' 125th season of football. Below is a list of what's new for Arkansas football this fall.

- **Head Coach Chad Morris** - The Edgewood, Texas native takes over as the 33rd head coach in Arkansas football history. Morris lands on the Hill after a three-year stint as the head coach at SMU (2015-17) and successful runs as the offensive coordinator at Clemson (2011-14) and Tulsa (2010). Prior to coaching in college, Morris was a Texas high school head coaching legend with his final stop coming at Lake Travis (Austin, Texas) and capped by back-to-back undefeated state championships. Morris wrapped up his high school career 169-38 as a head coach in 16 seasons with three state titles.
- **Coordinators** - Morris brought in two new coordinators with Joe Craddock following Morris from SMU and lured the legendary John Chavis to be the Hogs' defensive coordinator. Craddock held the offensive coordinator position at SMU after following Morris to Dallas from Clemson. Chavis makes his third SEC West stop and fourth in the league after serving at Texas A&M (2015-17), LSU (2009-14) and his alma mater, Tennessee (1995-2008).
- **Coaching Staff** - Six new assistant coaches are on Morris' initial staff. Steve Caldwell returns to the Hill to coach the defensive ends. Caldwell served as the Razorbacks' defensive line coach 2010-12 and coached with Chavis at Tennessee 1995-2008. Ron Cooper was with Chavis at Texas A&M and LSU and will coach the Arkansas safeties. Dustin Fry joins the Razorbacks after coaching the offensive line for Morris at SMU for the last three years. Jeff Traylor is the Associate Head Coach and will work with the running backs after coaching at SMU and Texas. Mark Smith coaches the team's corners and came with Morris from SMU. Justin Stepp works with the Arkansas wide receivers. Stepp coached at Appalachian State and SMU prior to his arrival in Fayetteville.
- **New Strength Coach** - Trumain Carroll serves as the Hogs' new strength coach. Morris named Carroll as the strength coach shortly after his hiring in December and Carroll began transforming the Razorbacks' bodies. Carroll spent all three years with Morris at SMU.
- **New Athletic Trainer** - Dave Polanski is the new man in charge of the Hogs' health. He joins Arkansas after working at Tulsa.
- **Hunter Yurachek** - Arkansas hired new athletic director Hunter Yurachek one day prior to announcing the hiring of Coach Morris. Yurachek has served as the athletic director at Houston, Coastal Carolina and Akron.
- **Donald W. Reynolds Razorback Stadium** - Arkansas' newly added north end zone seating and home locker room debuted this fall.

WHAT'S BACK IN 2018?

Despite a plethora of newness around the football program this fall, the Razorbacks have some familiar faces back.

- **Assistant Coaches** - Head coach Chad Morris retained two assistant coaches for his new staff. Barry Lunney Jr. is back for his sixth season coaching the Razorback tight ends. The former Hog QB has helped the program garner the nickname #TEU over the last five years with Arkansas the only school in the nation with a tight end taken in the last three NFL Drafts. John Scott is back and coaching the team's defensive tackles. Scott joined the Razorbacks last season as the defensive line coach.
- **Letterwinners and Starters** - Arkansas returns 55 letterwinners from 2017 with 25 on the offensive side of the ball and 25 on the defensive side. Among those 55 letterwinners are 19 returning starters - nine on offense, eight on defense and two on special teams.

GREENLAW AMONG THE NATION'S, SEC'S BEST TACKLERS

Senior Dre Greenlaw is among the nation's leading active career tacklers. The Fayetteville native ranks 16th in the FBS among active players nationwide and leads the way in the Southeastern Conference. Greenlaw posted his best season as a Razorback in 2017 with a career-high 103 tackles. The breakout junior season came on the heels of a sophomore season that was cut short due to a foot injury that cost him six games and limited him to 42 tackles. He burst onto the scene as a freshman in 2015, starting in 11 of his 13 games played and making 95 tackles to earn Freshman All-American honors and SEC Defensive Freshman of the Year from Athlon.

| SEC's Top Tacklers | | |
|--------------------|-------|---------|
| Name, School | Games | Tackles |
| Dre Greenlaw, ARK | 41 | 320 |
| Mike Edwards, UK | 49 | 311 |
| Otaro Alaka, TAMU | 52 | 265 |
| DeJon Harris, ARK | 35 | 262 |
| Devin White, LSU | 40 | 261 |
| Ladarius Wiley, VU | 49 | 246 |
| Jordan Jones, UK | 41 | 245 |

WEARING THE PATCH

Ten players on the 2018 Arkansas roster are wearing the SEC Graduate Patch this season having already earned their undergraduate degree: DL Damani Carter, WR Jared Cornelius, DB Ryder Lucas, OL Deion Malone, LB Tyler Phillips, DB Santos Ramirez, DB Kevin Richardson, QB Ty Storey, OL Brian Wallace and DL Armon Watts.

The special patch on their jersey highlights their academic achievement. The patch features a red and white SEC logo with a "stole" wrapping underneath it emblazoned with the all-important word, "Graduate."

Arkansas is one of 24 schools at the FBS level with at least 10 graduates on the roster this fall. The Hogs are one of four schools from the SEC.

FBS SCHOOLS WITH AT LEAST 10 GRADUATES

| | | | | | |
|----|---------------|----|--------------|----|----------------|
| 19 | UAB | 12 | Akron | 10 | Arkansas |
| 17 | Clemson | 12 | Houston | 10 | Cincinnati |
| 15 | Arizona State | 12 | Maryland | 10 | Minnesota |
| 15 | Pittsburgh | 12 | Temple | 10 | Nevada |
| 14 | Baylor | 12 | Virginia | 10 | South Carolina |
| 14 | Northwestern | 11 | Kansas | 10 | Tennessee |
| 14 | SMU | 11 | Old Dominion | 10 | UCF |
| 12 | Alabama | 11 | Penn State | 10 | West Virginia |

SEC STANDINGS

EASTERN DIVISION

| Team | OVR | SEC | Home | Road | Strk |
|-------------|------|-----|------|------|------|
| Georgia | 10-1 | 7-1 | 6-0 | 3-1 | W4 |
| Kentucky | 8-3 | 5-3 | 6-1 | 2-2 | W1 |
| Florida | 8-3 | 5-3 | 5-2 | 3-0 | W2 |
| S. Carolina | 6-4 | 4-4 | 4-2 | 2-2 | W1 |
| Missouri | 7-4 | 3-4 | 4-2 | 3-2 | W3 |
| Tennessee | 5-6 | 2-5 | 4-3 | 1-2 | L1 |
| Vanderbilt | 5-6 | 2-5 | 4-2 | 1-4 | W1 |

WESTERN DIVISION

| Team | OVR | SEC | Home | Road | Strk |
|-------------|------|-----|------|------|------|
| Alabama | 11-0 | 7-0 | 6-0 | 4-0 | W11 |
| LSU | 9-2 | 5-2 | 6-1 | 2-1 | W2 |
| Texas A&M | 7-4 | 4-3 | 5-1 | 1-3 | W2 |
| Miss. State | 7-4 | 3-4 | 6-1 | 1-3 | W1 |
| Auburn | 7-4 | 3-4 | 5-2 | 1-2 | W1 |
| Ole Miss | 5-6 | 1-6 | 3-3 | 1-3 | L4 |
| Arkansas | 2-9 | 0-7 | 2-5 | 0-3 | L3 |

THIS WEEK IN THE SEC

Thursday, November 22

Mississippi State at Ole Miss | 6:30 p.m. | ESPN

Friday, November 23

Arkansas at Missouri | 1:30 p.m. | CBS

Saturday, November 24

Georgia Tech at Georgia | 11 a.m. | SEC Network

Florida at Florida State | 11 a.m. | ABC

Auburn at Alabama | 2:30 p.m. | CBS

Tennessee at Vanderbilt | 3 p.m. | SEC Network

South Carolina at Clemson | 6 p.m. | ESPN

Kentucky at Louisville | 6 p.m. | ESPN2

LSU at Texas A&M | 6:30 p.m. | SEC Network

NEXT WEEK IN THE SEC

Saturday, December 1

Akron at South Carolina | 11 a.m. | SEC Network

Alabama vs. Georgia | 3 p.m. | CBS

All times Central

HJALTE FROHOLDT



MISCELLANEOUS OFFENSE STATS

GAMES WITH A RECEPTION

| Player | 2014 | 2015 | 2016 | 2017 | 2018 | Career |
|-------------------|------|------|------|------|------|--------|
| Jarrold Barnes | -- | -- | -- | 1 | -- | 1 |
| Rakeem Boyd | -- | -- | -- | -- | 9 | 9 |
| Austin Cantrell | -- | -- | 10 | 8 | 6 | 24 |
| Jared Cornelius | 8 | 8 | 10 | 3 | 4 | 33 |
| Gary Cross | -- | -- | -- | 1 | 0 | 1 |
| Grayson Gunter | -- | -- | 1 | -- | 4 | 5 |
| Chase Hayden | -- | -- | -- | 1 | 6 | 7 |
| T.J. Hammonds | -- | -- | 0 | 1 | 3 | 4 |
| Chase Harrell | -- | -- | -- | -- | 1 | 1 |
| Hayden Johnson | -- | -- | 2 | 3 | 0 | 5 |
| Jordan Jones | -- | -- | -- | 9 | 9 | 18 |
| Tyson Morris | -- | -- | -- | -- | 2 | 2 |
| Cheyenne O'Grady | -- | -- | 2 | 9 | 7 | 18 |
| Jeremy Patton | -- | -- | -- | 5 | 4 | 9 |
| LaMichael Pettway | -- | -- | 1 | 6 | 10 | 17 |
| Deon Stewart | -- | -- | 2 | 10 | 10 | 22 |
| Ty Storey | -- | -- | 0 | 0 | 1 | 1 |
| De'Vion Warren | -- | -- | -- | 1 | 2 | 3 |
| Devwah Whaley | -- | -- | 5 | 5 | 4 | 14 |
| Mike Woods | -- | -- | -- | -- | 8 | 8 |

5+ RECEPTIONS

| Player | 2015 | 2016 | 2017 | 2018 | Career |
|-------------------|------|------|------|------|--------|
| Rakeem Boyd | -- | -- | -- | 1 | 1 |
| Jared Cornelius | 1 | 2 | -- | 0 | 3 |
| Chase Hayden | -- | -- | 0 | 1 | 1 |
| Jordan Jones | -- | -- | -- | 1 | 1 |
| Cheyenne O'Grady | -- | 0 | 0 | 3 | 3 |
| LaMichael Pettway | -- | -- | -- | 1 | 1 |
| Deon Stewart | -- | 0 | 2 | 1 | 3 |

20+ YARD RECEPTION

| Player | 2014 | 2015 | 2016 | 2017 | 2018 | Career |
|-------------------|------|------|------|------|------|--------|
| Jarrold Barnes | -- | -- | -- | 1 | -- | 1 |
| Rakeem Boyd | -- | -- | -- | -- | 3 | 3 |
| Austin Cantrell | -- | -- | 1 | 1 | 2 | 4 |
| Jared Cornelius | 2 | 6 | 11 | -- | 1 | 20 |
| Grayson Gunter | -- | -- | 1 | -- | 1 | 2 |
| T.J. Hammonds | -- | -- | 0 | 1 | 1 | 2 |
| Chase Harrell | -- | -- | -- | -- | 1 | 1 |
| Chase Hayden | -- | -- | -- | 1 | 1 | 2 |
| Jordan Jones | -- | -- | -- | 3 | 2 | 5 |
| Cheyenne O'Grady | -- | -- | 2 | -- | 7 | 9 |
| Jeremy Patton | -- | -- | -- | 5 | 0 | 5 |
| LaMichael Pettway | -- | -- | 0 | 1 | 8 | 9 |
| Deon Stewart | -- | -- | -- | 3 | 2 | 5 |
| Devwah Whaley | -- | -- | 4 | 1 | 0 | 5 |
| Mike Woods | -- | -- | -- | -- | 4 | 4 |

40+ YARD RECEPTION

| Player | 2015 | 2016 | 2017 | 2018 | Career |
|-------------------|------|------|------|------|--------|
| Austin Cantrell | -- | -- | -- | 1 | 1 |
| Jared Cornelius | 1 | 1 | -- | 0 | 2 |
| T.J. Hammonds | -- | 0 | 1 | 1 | 2 |
| Jordan Jones | -- | -- | 3 | 2 | 5 |
| LaMichael Pettway | -- | -- | -- | 3 | 3 |
| Devwah Whaley | -- | 1 | -- | 0 | 1 |

FIRST DOWN RECEPTIONS

| Player | 2014 | 2015 | 2016 | 2017 | 2018 | Career |
|-------------------|------|------|------|------|------|--------|
| Jarrold Barnes | -- | -- | -- | 1 | -- | 1 |
| Rakeem Boyd | -- | -- | -- | -- | 5 | 5 |
| Austin Cantrell | -- | -- | 3 | 5 | 6 | 14 |
| Jared Cornelius | 11 | 20 | 21 | 2 | 7 | 61 |
| Grayson Gunter | -- | -- | 1 | -- | 4 | 5 |
| T.J. Hammonds | -- | -- | 0 | 1 | 2 | 3 |
| Chase Harrell | -- | -- | -- | -- | 2 | 2 |
| Chase Hayden | -- | -- | -- | 1 | 3 | 4 |
| Hayden Johnson | -- | -- | 1 | 2 | 0 | 3 |
| Jordan Jones | -- | -- | -- | 12 | 6 | 18 |
| Tyson Morris | -- | -- | -- | -- | 2 | 2 |
| Cheyenne O'Grady | -- | -- | 2 | 10 | 20 | 32 |
| Jeremy Patton | -- | -- | -- | 7 | 2 | 9 |
| LaMichael Pettway | -- | -- | 0 | 3 | 18 | 21 |
| Deon Stewart | -- | -- | 1 | 20 | 6 | 27 |
| De'Vion Warren | -- | -- | -- | 0 | 1 | 1 |
| Devwah Whaley | -- | -- | 5 | 3 | 1 | 9 |
| Mike Woods | -- | -- | -- | -- | 9 | 9 |

100 YARDS RECEIVING

| Player | 2015 | 2016 | 2017 | 2018 | Career |
|-----------------|------|------|------|------|--------|
| Jared Cornelius | 0 | 3 | -- | 0 | 3 |
| Jordan Jones | -- | -- | 1 | 1 | 2 |

GAMES WITH A RECEIVING TD

| Player | 2014 | 2015 | 2016 | 2017 | 2018 | Career |
|-------------------|------|------|------|------|------|--------|
| Austin Cantrell | -- | -- | 2 | -- | 1 | 3 |
| Jared Cornelius | 2 | 3 | 3 | 1 | 0 | 9 |
| Grayson Gunter | -- | -- | 0 | -- | 1 | 1 |
| T.J. Hammonds | -- | -- | 0 | 1 | 1 | 2 |
| Jordan Jones | -- | -- | -- | 3 | 1 | 4 |
| Tyson Morris | -- | -- | -- | -- | 1 | 1 |
| Cheyenne O'Grady | -- | -- | 1 | 2 | 4 | 7 |
| LaMichael Pettway | -- | -- | 1 | -- | 3 | 4 |
| Deon Stewart | -- | -- | -- | 3 | 0 | 3 |
| De'Vion Warren | -- | -- | -- | 0 | 1 | 1 |
| Devwah Whaley | -- | -- | 0 | 1 | 0 | 1 |
| Mike Woods | -- | -- | -- | -- | 1 | 1 |

GAMES WITH MULTIPLE RECEIVING TDS

| Player | 2015 | 2016 | 2017 | 2018 | Career |
|-------------------|------|------|------|------|--------|
| Jared Cornelius | -- | 1 | -- | 0 | 1 |
| Cheyenne O'Grady | -- | 0 | 0 | 2 | 2 |
| LaMichael Pettway | -- | -- | -- | 1 | 1 |

10+ YARD RUNS

| Player | 2014 | 2015 | 2016 | 2017 | 2018 | Career |
|--------------------|------|------|------|------|------|--------|
| Rakeem Boyd | -- | -- | -- | -- | 22 | 22 |
| Jared Cornelius | 1 | 3 | 1 | -- | 0 | 5 |
| T.J. Hammonds | -- | -- | 3 | 9 | 1 | 13 |
| Chase Hayden | -- | -- | -- | 9 | 6 | 15 |
| John Stephen Jones | -- | -- | -- | -- | 1 | 1 |
| Jordan Jones | -- | -- | -- | 2 | 0 | 2 |
| Cole Kelley | -- | -- | -- | 6 | 1 | 7 |
| Connor Noland | -- | -- | -- | -- | 3 | 3 |
| Ty Storey | -- | -- | -- | -- | 12 | 12 |
| Devwah Whaley | -- | -- | 19 | 12 | 10 | 41 |
| Maleek Williams | -- | -- | -- | -- | 1 | 1 |

20+ YARD RUNS

| Player | 2015 | 2016 | 2017 | 2018 | Career |
|-----------------|------|------|------|------|--------|
| Rakeem Boyd | -- | -- | -- | 9 | 9 |
| Jared Cornelius | 1 | -- | -- | 0 | 1 |
| T.J. Hammonds | -- | 1 | 4 | 0 | 5 |
| Chase Hayden | -- | -- | 2 | 0 | 2 |
| Jordan Jones | -- | -- | 2 | 1 | 3 |
| Cole Kelley | -- | -- | 0 | 1 | 1 |
| Ty Storey | -- | 0 | 0 | 1 | 1 |
| Devwah Whaley | -- | 3 | 5 | 0 | 8 |
| Maleek Williams | -- | -- | -- | 1 | 1 |

RUSHING FIRST DOWNS

| Player | 2014 | 2015 | 2016 | 2017 | 2018 | Career |
|-----------------|------|------|------|------|------|--------|
| Rakeem Boyd | -- | -- | -- | -- | 32 | 32 |
| Austin Cantrell | -- | -- | 0 | 1 | 0 | 1 |
| Jared Cornelius | 1 | 3 | 3 | 0 | 0 | 7 |
| T.J. Hammonds | -- | -- | 4 | 9 | 1 | 14 |
| Chase Hayden | -- | -- | -- | 17 | 11 | 28 |
| Jordan Jones | -- | -- | -- | 2 | 0 | 2 |
| Cole Kelley | -- | -- | -- | 16 | 8 | 24 |
| Connor Noland | -- | -- | -- | -- | 3 | 3 |
| Ty Storey | -- | -- | 0 | 0 | 12 | 12 |
| Devwah Whaley | -- | -- | 28 | 28 | 20 | 76 |
| Maleek Williams | -- | -- | -- | -- | 3 | 3 |

100 YARDS RUSHING

| Player | 2015 | 2016 | 2017 | 2018 | Career |
|---------------|------|------|------|------|--------|
| Rakeem Boyd | -- | -- | -- | 3 | 3 |
| T.J. Hammonds | -- | 0 | 1 | 0 | 1 |
| Chase Hayden | -- | -- | 1 | 0 | 1 |
| Devwah Whaley | -- | 2 | 1 | 1 | 4 |

GAMES WITH A RUSHING TD

| Player | 2015 | 2016 | 2017 | 2018 | Career |
|-----------------|------|------|------|------|--------|
| Rakeem Boyd | -- | -- | -- | 2 | 2 |
| Austin Cantrell | -- | 0 | 1 | 0 | 1 |
| Jared Cornelius | 2 | 1 | -- | 0 | 3 |
| T.J. Hammonds | -- | 1 | 1 | 0 | 2 |
| Chase Hayden | -- | -- | 3 | 1 | 4 |
| Cole Kelley | -- | -- | 2 | 2 | 4 |
| Ty Storey | -- | -- | -- | 1 | 1 |
| Devwah Whaley | -- | 3 | 6 | 2 | 11 |
| Maleek Williams | -- | -- | -- | 2 | 2 |

GAMES WITH MULTIPLE RUSHING TDS

| Player | 2015 | 2016 | 2017 | 2018 | Career |
|--------------|------|------|------|------|--------|
| Chase Hayden | -- | -- | 1 | 0 | 1 |

MISC. DEFENSE STATS

DOUBLE-DIGIT TACKLES

| Player | 2015 | 2016 | 2017 | 2018 | Career |
|------------------|------|------|------|------|--------|
| Dre Greenlaw | 4 | 1 | 5 | 4 | 14 |
| De'Jon Harris | -- | 1 | 7 | 7 | 15 |
| Santos Ramirez | 0 | 0 | 1 | 6 | 7 |
| Kevin Richardson | 2 | -- | -- | 0 | 2 |

TEAM LEADER IN TACKLES (Ties included)

| Player | 2015 | 2016 | 2017 | 2018 | Career |
|------------------|------|------|------|------|--------|
| Kamren Curl | -- | -- | 1 | 1 | 2 |
| Dre Greenlaw | 5 | 2 | 4 | 3 | 14 |
| De'Jon Harris | -- | 2 | 7 | 6 | 15 |
| Grant Morgan | -- | -- | 1 | 0 | 1 |
| Ryan Pulley | -- | 1 | -- | 0 | 1 |
| Santos Ramirez | 0 | 2 | 2 | 2 | 6 |
| Kevin Richardson | 2 | 1 | -- | 0 | 3 |

GAMES WITH A SACK (Half sacks included)

| Player | 2015 | 2016 | 2017 | 2018 | Career |
|----------------|------|------|------|------|--------|
| McTelvin Agim | -- | 3 | 2 | 4 | 9 |
| Austin Capps | -- | 1 | 2 | 0 | 3 |
| Dre Greenlaw | 1 | 0 | 1 | 2 | 4 |
| Briston Guidry | -- | 0 | 1 | 2 | 3 |
| De'Jon Harris | -- | 1 | 4 | 2 | 7 |
| D'Vone McClure | -- | -- | 0 | 1 | 1 |
| Derrick Munson | -- | -- | -- | 1 | 1 |
| Ryan Pulley | 0 | 0 | 0 | 1 | 1 |
| Randy Ramsey | -- | 3 | 2 | 3 | 8 |
| T.J. Smith | -- | 0 | 2 | 2 | 4 |
| Michael Taylor | -- | -- | 0 | 2 | 2 |
| Armon Watts | 0 | 0 | 0 | 7 | 7 |

MULTIPLE SACKS (1.5 sacks or more)

| Player | 2015 | 2016 | 2017 | 2018 | Career |
|---------------|------|------|------|------|--------|
| McTelvin Agim | -- | 0 | 0 | 1 | 1 |

MONEY PLAYS

NOTE: Money plays are defined as plays resulting in a first down or a touchdown.

Money Rushers

| | 1st | TD | No | Att |
|-----------------|-----------|-----------|-----------|------------|
| Rakeem Boyd | 32 | 2 | 33 | 118 |
| Devwah Whaley | 20 | 2 | 22 | 69 |
| Ty Storey | 12 | 1 | 13 | 47 |
| Chase Hayden | 11 | 1 | 11 | 56 |
| Cole Kelley | 8 | 3 | 11 | 26 |
| Maleek Williams | 3 | 2 | 4 | 23 |
| Connor Noland | 3 | 0 | 3 | 10 |
| TJ Hammonds | 1 | 0 | 1 | 10 |
| TOTALS | 90 | 11 | 98 | 374 |

1st Down

| Money Rushers | 1st | TD | No | Att |
|-----------------|-----------|----------|-----------|------------|
| Rakeem Boyd | 11 | 2 | 12 | 77 |
| Devwah Whaley | 6 | 1 | 7 | 43 |
| Ty Storey | 6 | 0 | 6 | 16 |
| Chase Hayden | 3 | 0 | 3 | 34 |
| Cole Kelley | 1 | 1 | 2 | 8 |
| TJ Hammonds | 1 | 0 | 1 | 5 |
| Maleek Williams | 1 | 1 | 1 | 11 |
| TOTALS | 29 | 5 | 32 | 206 |

2nd Down

| Money Rushers | 1st | TD | No | Att |
|-----------------|-----------|----------|-----------|------------|
| Rakeem Boyd | 17 | 0 | 17 | 36 |
| Devwah Whaley | 12 | 0 | 12 | 23 |
| Ty Storey | 5 | 1 | 6 | 23 |
| Chase Hayden | 5 | 1 | 5 | 18 |
| Cole Kelley | 1 | 1 | 2 | 8 |
| Maleek Williams | 1 | 1 | 2 | 9 |
| TOTALS | 41 | 4 | 44 | 122 |

3rd Down

| Money Rushers | 1st | TD | No | Att |
|-----------------|-----------|----------|-----------|-----------|
| Cole Kelley | 4 | 1 | 5 | 8 |
| Rakeem Boyd | 4 | 0 | 4 | 4 |
| Devwah Whaley | 2 | 1 | 3 | 3 |
| Chase Hayden | 3 | 0 | 3 | 4 |
| Connor Noland | 2 | 0 | 2 | 5 |
| Ty Storey | 1 | 0 | 1 | 8 |
| Maleek Williams | 1 | 0 | 1 | 3 |
| TOTALS | 17 | 2 | 19 | 41 |

4th Down

| Money Rushers | 1st | TD | No | Att |
|---------------|----------|----------|----------|----------|
| Cole Kelley | 2 | 0 | 2 | 2 |
| Conor Noland | 1 | 0 | 1 | 1 |
| TOTALS | 3 | 0 | 3 | 5 |

Money Receptions

| | 1st | TD | No | Rec |
|-------------------|-----------|-----------|-----------|------------|
| Cheyenne O'Grady | 20 | 6 | 22 | 29 |
| LaMichael Pettway | 18 | 4 | 18 | 27 |
| Mike Woods | 9 | 1 | 9 | 18 |
| Jared Cornelius | 7 | 0 | 7 | 7 |
| Jordan Jones | 6 | 1 | 6 | 17 |
| Deon Stewart | 6 | 0 | 6 | 19 |
| Austin Cantrell | 6 | 1 | 6 | 8 |
| Rakeem Boyd | 5 | 0 | 5 | 23 |
| Grayson Gunter | 4 | 1 | 4 | 4 |
| Chase Hayden | 3 | 0 | 3 | 11 |
| Tyson Morris | 2 | 1 | 2 | 4 |
| Jeremy Patton | 2 | 0 | 2 | 5 |
| Chase Harrell | 2 | 0 | 2 | 4 |
| TJ Hammonds | 2 | 1 | 2 | 4 |
| De'Vion Warren | 1 | 1 | 1 | 3 |
| Devwah Whaley | 1 | 0 | 1 | 6 |
| TOTALS | 95 | 17 | 97 | 192 |

1st Down

| Money Receptions | 1st | TD | No | Rec |
|-------------------|-----------|----------|-----------|-----------|
| LaMichael Pettway | 6 | 2 | 6 | 8 |
| Cheyenne O'Grady | 2 | 0 | 3 | 7 |
| Grayson Gunter | 2 | 0 | 2 | 2 |
| Mike Woods | 2 | 1 | 2 | 8 |
| Jordan Jones | 2 | 1 | 2 | 7 |
| TJ Hammonds | 2 | 1 | 2 | 2 |
| Austin Cantrell | 1 | 0 | 1 | 2 |
| Tyson Morris | 1 | 1 | 1 | 2 |
| Deon Stewart | 1 | 0 | 1 | 8 |
| Jared Cornelius | 1 | 0 | 1 | 1 |
| Rakeem Boyd | 1 | 0 | 1 | 5 |
| TOTALS | 23 | 6 | 23 | 58 |

2nd Down

| Money Receptions | 1st | TD | No | Rec |
|-------------------|-----------|----------|-----------|-----------|
| Cheyenne O'Grady | 11 | 4 | 12 | 15 |
| LaMichael Pettway | 7 | 2 | 7 | 11 |
| Mike Woods | 6 | 0 | 6 | 8 |
| Austin Cantrell | 3 | 0 | 3 | 4 |
| Jared Cornelius | 3 | 0 | 3 | 3 |
| Rakeem Boyd | 3 | 0 | 3 | 12 |
| Deon Stewart | 2 | 0 | 2 | 5 |
| Chase Hayden | 2 | 0 | 2 | 7 |
| Jeremy Patton | 2 | 0 | 2 | 4 |
| Jordan Jones | 1 | 0 | 1 | 5 |
| Devwah Whaley | 1 | 0 | 1 | 3 |
| De'Vion Warren | 1 | 1 | 1 | 2 |
| TOTALS | 42 | 7 | 43 | 86 |

3rd Down

| Money Receptions | 1st | TD | No | Rec |
|-------------------|-----------|----------|-----------|-----------|
| Cheyenne O'Grady | 5 | 1 | 6 | 6 |
| LaMichael Pettway | 5 | 0 | 5 | 8 |
| Jared Cornelius | 3 | 0 | 3 | 3 |
| Jordan Jones | 3 | 0 | 3 | 5 |
| Deon Stewart | 3 | 0 | 3 | 4 |
| Austin Cantrell | 2 | 1 | 2 | 2 |
| Chase Harrell | 2 | 0 | 2 | 2 |
| Grayson Gunter | 2 | 1 | 2 | 2 |
| Tyson Morris | 1 | 0 | 1 | 1 |
| Chase Hayden | 1 | 0 | 1 | 2 |
| Mike Woods | 1 | 0 | 1 | 2 |
| Rakeem Boyd | 1 | 0 | 1 | 6 |
| TOTALS | 29 | 3 | 30 | 47 |

4th Down

| Money Rushers | 1st | TD | No | Att |
|------------------|----------|----------|----------|----------|
| Cheyenne O'Grady | 1 | 1 | 1 | 1 |
| TOTALS | 1 | 1 | 1 | 1 |

20+ YARD BREAKDOWN

BY YARDS

| Yards | No. | TD |
|--------------|-----------|-----------|
| 100+ | 0 | 0 |
| 90-99 | 0 | 0 |
| 80-89 | 0 | 0 |
| 70-79 | 2 | 0 |
| 60-69 | 4 | 3 |
| 50-59 | 1 | 1 |
| 40-49 | 7 | 2 |
| 30-39 | 18 | 4 |
| 20-29 | 32 | 2 |
| TOTAL | 64 | 12 |

BY TYPE

| Type | No. | TD |
|----------------|-----------|-----------|
| Rushing | 13 | 3 |
| Passing | 34 | 9 |
| Punt returns | 2 | 0 |
| Kick returns | 13 | 0 |
| Interceptions | 0 | 0 |
| Fumble returns | 2 | 0 |
| Other | 0 | 0 |
| TOTAL | 64 | 12 |

BY PLAYER

| Player | No. | TD | R | P | KR | PR | IR | FR |
|-------------------|-----------|-----------|-----------|-----------|-----------|----------|----------|----------|
| Rakeem Boyd | 12 | 1 | 9 | 3 | 0 | 0 | 0 | 0 |
| De'Vion Warren | 10 | 0 | 0 | 0 | 10 | 0 | 0 | 0 |
| LaMichael Pettway | 8 | 3 | 0 | 8 | 0 | 0 | 0 | 0 |
| Cheyenne O'Grady | 7 | 2 | 0 | 7 | 0 | 0 | 0 | 0 |
| Deon Stewart | 5 | 0 | 0 | 2 | 1 | 2 | 0 | 0 |
| Mike Woods | 4 | 1 | 0 | 4 | 0 | 0 | 0 | 0 |
| Austin Cantrell | 2 | 1 | 0 | 2 | 0 | 0 | 0 | 0 |
| Jordan Jones | 2 | 1 | 0 | 2 | 0 | 0 | 0 | 0 |
| Chase Hayden | 2 | 1 | 1 | 1 | 0 | 0 | 0 | 0 |
| Maleek Williams | 1 | 1 | 1 | 0 | 0 | 0 | 0 | 0 |
| TJ Hammonds | 1 | 1 | 0 | 1 | 0 | 0 | 0 | 0 |
| Jared Cornelius | 1 | 0 | 0 | 1 | 0 | 0 | 0 | 0 |
| Britto Tutt | 1 | 0 | 0 | 0 | 1 | 0 | 0 | 0 |
| Dre Greenlaw | 1 | 0 | 0 | 0 | 0 | 0 | 0 | 1 |
| Grayson Gunter | 1 | 0 | 0 | 1 | 0 | 0 | 0 | 0 |
| Ty Storey | 1 | 0 | 1 | 0 | 0 | 0 | 0 | 0 |
| Cole Kelley | 1 | 0 | 1 | 0 | 0 | 0 | 0 | 0 |
| Gary Cross | 1 | 0 | 0 | 0 | 1 | 0 | 0 | 0 |
| Chase Harrell | 1 | 0 | 0 | 1 | 0 | 0 | 0 | 0 |
| Bumper Pool | 1 | 0 | 0 | 0 | 0 | 0 | 0 | 1 |
| TOTAL | 64 | 12 | 13 | 34 | 13 | 2 | 0 | 2 |

ARKANSAS 20+ YARD PLAYS

| Yards | Type | Player(s) | Opponent |
|-------|------|--------------------------------------|-------------------|
| 78 | KR | De'Vion Warren | Alabama |
| 71 | KR | De'Vion Warren | Mississippi State |
| *69 | Rush | Rakeem Boyd | Ole Miss |
| *68 | Rush | Maleek Williams | North Texas |
| *64 | Pass | TJ Hammonds from Cole Kelley | Colorado State |
| 60 | FR | Bumper Pool | Eastern Illinois |
| *57 | Pass | Jordan Jones from Ty Storey | Eastern Illinois |
| *48 | Pass | LaMichael Pettway from Ty Storey | Eastern Illinois |
| 47 | Pass | LaMichael Pettway from Ty Storey | Mississippi State |
| 46 | Pass | Jordan Jones from Ty Storey | Eastern Illinois |
| 45 | Rush | Rakeem Boyd | Auburn |
| 45 | PR | Deon Stewart | Colorado State |
| *42 | Pass | Austin Cantrell from Cole Kelley | Eastern Illinois |
| 40 | Pass | LaMichael Pettway from Ty Storey | Vanderbilt |
| *39 | Pass | Cheyenne O'Grady from Ty Storey | Ole Miss |
| *39 | Pass | LaMichael Pettway from Cole Kelley | Ole Miss |
| *38 | Rush | Chase Hayden | Vanderbilt |
| 38 | Pass | Rakeem Boyd from Ty Storey | Ole Miss |
| 37 | Pass | Deon Stewart from Ty Storey | Alabama |
| 36 | Pass | Chase Harrell from Ty Storey | Eastern Illinois |
| 36 | Rush | Rakeem Boyd | Colorado State |
| 36 | Pass | Cheyenne O'Grady from Ty Storey | Texas A&M |
| 34 | KR | De'Vion Warren | Eastern Illinois |
| 33 | Pass | Rakeem Boyd from Ty Storey | Auburn |
| 33 | KR | De'Vion Warren | Ole Miss |
| *32 | Pass | Cheyenne O'Grady from Ty Storey | LSU |
| 32 | Rush | Rakeem Boyd | Alabama |
| 32 | Pass | Deon Stewart from Ty Storey | Auburn |
| 31 | Rush | Rakeem Boyd | Alabama |
| 31 | Pass | LaMichael Pettway from Ty Storey | LSU |
| 31 | Rush | Rakeem Boyd | Mississippi State |
| 30 | Pass | LaMichael Pettway from Connor Noland | Tulsa |
| *29 | Pass | Mike Woods from Ty Storey | Texas A&M |
| 29 | PR | Deon Stewart | Tulsa |
| 28 | Pass | Mike Woods from Ty Storey | Vanderbilt |
| 27 | Rush | Rakeem Boyd | Vanderbilt |
| 27 | Pass | Jared Cornelius from Ty Storey | LSU |
| 27 | KR | De'Vion Warren | Eastern Illinois |
| 26 | KR | Britto Tutt | North Texas |
| 26 | Pass | Deon Stewart from Cole Kelley | Colorado State |
| 25 | Pass | Mike Woods from Cole Kelley | North Texas |
| 25 | Rush | Rakeem Boyd | Texas A&M |
| 25 | Pass | Cheyenne O'Grady from Ty Storey | Vanderbilt |
| *25 | Pass | LaMichael Pettway from Cole Kelley | Colorado State |
| 24 | FR | Dre Greenlaw | LSU |
| 24 | Pass | Cheyenne O'Grady from Ty Storey | Texas A&M |
| 24 | KR | De'Vion Warren | Mississippi State |
| 24 | KR | De'Vion Warren | Vanderbilt |
| 23 | Pass | Austin Cantrell from Connor Noland | Tulsa |
| 23 | Pass | Grayson Gunter from Ty Storey | LSU |
| 23 | Rush | Ty Storey | Ole Miss |
| 23 | KR | De'Vion Warren | Colorado State |
| 21 | KR | De'Vion Warren | Eastern Illinois |
| 21 | Pass | Mike Woods from Ty Storey | Texas A&M |
| 21 | Pass | LaMichael Pettway from Cole Kelley | Ole Miss |
| 21 | Rush | Rakeem Boyd | Vanderbilt |

* Touchdown scored on play

NEED TO KNOW INFO

| Opponent | Captains | Length | Coin Toss | Kick/Receive | Helmet/Jersey/Pants | Attendance | 1st Poss. | Opp. 1st Poss. | Result |
|--------------------|--|--------|-----------|--------------|-------------------------|------------|-----------|----------------|---------|
| Eastern Illinois | Cornelius, Froholdt, Greenlaw, Ramirez, Harris | 3:22 | EIU | ARK Kick | White/White/White | 63,342 | FG | FUM | W 55-20 |
| at Colorado St. | Patton, Taylor, Wallace, Watts | 3:37 | CSU | ARK Receive | Chrome/White/White | 31,894 | INT | FG | L 34-27 |
| North Texas | Agim, Dalton, Malone, Nance | 3:53 | UNT | ARK Receive | Cardinal/Cardinal/White | 62,355 | PUNT | PUNT | L 44-17 |
| at Auburn | Cornelius, Froholdt, Ramirez, Ramsey | 3:15 | AUB | ARK Receive | Cardinal/White/Cardinal | 84,188 | PUNT | TD | L 34-3 |
| vs. Texas A&M | Froholdt, Greenlaw, Harris, Ramirez | 3:17 | ARK | ARK Kick | Cardinal/White/White | 55,383 | PUNT | TD | L 24-17 |
| Alabama | Froholdt, Greenlaw, Harris, Ramirez | 3:17 | ALA | ARK Kick | Cardinal/Cardinal/White | 64,974 | FUM | TD | L 65-31 |
| Ole Miss (LR) | Froholdt, Greenlaw, Harris, Ramirez | 3:30 | ARK | ARK Kick | White/Cardinal/White | 51,438 | FG | FG | L 37-33 |
| Tulsa | Froholdt, Greenlaw, Harris, Ramirez | 3:08 | TUL | ARK Receive | Cardinal/Cardinal/White | 56,691 | INT | FGA | W 23-0 |
| Vanderbilt | Froholdt, Greenlaw, Harris, Ramirez | 3:21 | VU | ARK Receive | Cardinal/Cardinal/White | 56,251 | TD | TD | L 45-31 |
| LSU | Froholdt, Greenlaw, Harris, Ramirez | 3:16 | LSU | ARK Receive | Cardinal/Cardinal/White | 64,135 | PUNT | PUNT | L 24-17 |
| at Mississippi St. | Froholdt, Greenlaw, Harris, Ramirez | 3:14 | ARK | ARK Kick | White/Cardinal/White | 57,772 | FGA | FG | L 52-6 |
| at Missouri | | | | | | | | | |

HEAD COACH CHAD MORRIS

THE MORRIS TEMPO

46,975

Yards of total offense Chad Morris' offenses have racked up over last 8 years, averaging 460.5 yards per game

3,611

Total points - 35.4 points per game - over last eight seasons

431

Total touchdowns (242 passing, 189 rushing) over last eight seasons

40

Averaged 40+ points per game in four seasons, at least once at Tulsa, Clemson & SMU

19

Games with 50+ points and 42 games with 40+ points

10

Finish nationally in scoring offense four times

5

Passed for 3,000+ yards and rushed for 2,000+ yards in the same season five times

COACHING HISTORY

| | |
|------------|--|
| 2018-Pres. | Arkansas - Head Coach |
| 2015-17 | SMU - Head Coach |
| 2011-14 | Clemson - Offensive Coordinator/QBs |
| 2010 | Tulsa - Associate Head Coach/OC/QBs |
| 2008-09 | Lake Travis (Texas) HS - Head Coach |
| 2003-07 | Stephenville (Texas) HS - Head Coach |
| 2000-02 | Bay City (Texas) HS - Head Coach |
| 1998-99 | Elysian Fields (Texas) HS - Head Coach |
| 1994-97 | Eustace (Texas) HS - Head Coach |

POSTSEASON EXPERIENCE

| HEAD COACH | |
|------------|------------------|
| SMU | 2017 Frisco Bowl |

ASSISTANT COACH

| | |
|---------|----------------------------|
| Clemson | 2014 Russell Athletic Bowl |
| | 2013 Orange Bowl |
| | 2012 Chick-fil-a Bowl |
| | 2011 Orange Bowl |
| Tulsa | 2010 Hawaii Bowl |

MORRIS TAKES OVER ON THE HILL

SMU TURNAROUND

During his three seasons at SMU (2015-17), Morris used his Texas recruiting roots and offensive prowess to take the Mustangs from a 1-11 campaign in 2013 before he took over to the program's first bowl bid since 2012 with a 7-5 mark last season.

Morris' offensive scheme was exactly what SMU needed, as it increased the team's scoring output by 16.7 points per game in his first season - the second-largest increase in the nation in 2015. Even more impressive, Morris inherited an offense that ranked last (128th) in the FBS in scoring in 2014 (11.8) and turned it into the nation's eighth-highest scoring offense (40.1) in 2017.

The 2017 SMU offense marked the fourth time and third different program that Morris has either been the head coach or offensive coordinator of that has finished in the top 10 in the FBS in scoring average at more than 40 points per game. The Mustangs are one just two FBS teams that featured a 3,000-yard passer, 1,000-yard rusher and multiple 1,000-yard receivers in 2017.

CLEMSON OFFENSIVE EXPLOSION

Morris' impact during his four years at Clemson as offensive coordinator helped result in a 41-11 record, the 2011 ACC Championship and four bowl berths, including two BCS Orange Bowl appearances. Under Morris' scheme, the Tigers established 127 offensive records (89 individual/38 team) and posted the top three scoring seasons in school history, as well as four of the top five passing seasons at Clemson.

The Clemson offense in its second season under Morris with ACC Player of the Year Tajh Boyd at quarterback set school records for total yards per game (512.7) and points per game (41.0), ranking sixth in the nation in scoring and ninth in the nation in total offense. The 2013 squad backed up those numbers with 508.5 yards and 40.2 points per game, figures that ranked ninth and eighth nationally.

Morris' record-setting offense in 2012 and 2013 marked the first time in ACC history that an active member of the conference had averaged more than 40 points per game in back-to-back seasons. Clemson was also one of just two FBS schools with a 3,000-yard passer, 1,000-yard rusher and 1,000-yard receiver every year from 2011-13.

For his work, Morris was named AFCA National Assistant Coach of the Year and one of five finalists for National Offensive Coordinator of the Year by 247Sports.com in 2013, and the National Offensive Coordinator of the Year by Rivals.com in 2011.

Morris' offensive brilliance also helped attract and develop some of the best offensive players in Clemson history into current NFL stars. From the 2012 NFL Draft to 2015 NFL Draft, Morris saw seven of his offensive players drafted, including four wide receivers, tied for the most from any school over that span. Included in the quartet of wide receivers drafted were first round picks DeAndre Hopkins (Houston Texans) and Sammy Watkins (Los Angeles Rams). Morris also recruited 2015 All-Americans Deshaun Watson and Shaq Lawson, who both went on to be first round NFL draft picks.

INSTANT IMPACT

After a legendary 16 years as a head coach on the Texas prep level, Morris' collegiate debut came as the associate head coach/offensive coordinator at Tulsa in 2010. In his one season as offensive coordinator working specifically with the quarterbacks, Morris helped the Golden Hurricane average 41.4 points per game, good for sixth nationally, and finish with seven straight wins for a 10-3 record following a 5-7 mark in 2009. Tulsa scored 40 or more points seven times, including 50+ in four games, and finished as one of five FBS teams with over 30 rushing and 30 passing touchdowns.

TEXAS LEGEND

A native of Dallas, Morris became a legend in the state of Texas during his 16 years as a head coach at the high school level, posting a 169-38 record overall and winning back-to-back undefeated state championships in his final two seasons at Lake Travis High School. Over his 16 seasons, Morris led six of his teams to the Texas State Championship game, highlighted by three titles, and he earned Coach of the Year honors 11 times.

Morris earned his bachelor's degree in mathematics with a minor in statistics from Texas A&M University in 1992. He and his wife, Paula, have two children, daughter Mackenzie and son Chandler.



BESTS UNDER MORRIS

RECORD WHEN ...

| | |
|---|-------|
| Scoring First | 11-14 |
| Opponent Scores First | 5-17 |
| Leading After 1st Quarter | 11-10 |
| Leading At Halftime | 15-2 |
| Leading After 3rd Quarter | 11-1 |
| Scoring 21+ Points | 15-21 |
| Scoring 30+ Points | 14-12 |
| Scoring 40+ Points | 8-5 |
| Scoring 50+ Points | 4-0 |
| 400+ Yards Total Offense | 14-16 |
| 500+ Yards Total Offense | 4-3 |
| 200+ Rushing Yards | 9-7 |
| 300+ Rushing Yards | 2-1 |
| 200+ Passing Yards | 13-22 |
| 300+ Passing Yards | 6-6 |
| 20+ First Downs | 12-19 |
| 40 percent+ 3rd-Down Conv. | 12-11 |
| 2 or Fewer Turnovers | 13-18 |
| Less than 14 Points Allowed | 2-0 |
| Less than 21 Points Allowed | 5-0 |
| 300 or Less Yds Total Off Allowed | 4-1 |
| 150 or Less Rush Yds Allowed | 10-3 |
| 100 or Less Rush Yds Allowed | 6-3 |
| 150 or Less Pass Yds Allowed | 4-6 |
| 100 or Less Pass Yds Allowed | 0-2 |
| 15 or Less 1st Downs Allowed | 3-2 |
| 2+ Turnovers Forced | 11-12 |
| More Rush Yards | 11-5 |
| More Pass Yards | 10-12 |
| Fewer Turnovers | 12-7 |
| More Time of Possession | 10-14 |
| More First Downs | 9-7 |
| Fewer Penalties | 10-15 |
| 1 Penalty | 0-1 |
| 2-5 Penalties | 6-15 |
| 6-9 Penalties | 7-13 |
| 10+ Penalties | 3-1 |
| Special Teams Touchdown | 1-2 |
| 100-Yard Rusher | 8-10 |
| 200-Yard Passer | 11-17 |
| 100-Yd Rusher+200-Yd Passer | 5-6 |

VS. ALL-TIME OPPONENTS

| Team | Record |
|-----------------------|--------------|
| Alabama | 0-1 |
| Arkansas State | 1-0 |
| Auburn | 0-1 |
| Baylor | 0-2 |
| UCF | 0-1 |
| Cincinnati | 1-0 |
| Colorado State | 0-1 |
| Connecticut | 1-0 |
| East Carolina | 1-1 |
| Eastern Illinois | 1-0 |
| Houston | 1-2 |
| James Madison | 0-1 |
| Liberty | 1-0 |
| LSU | 0-1 |
| Memphis | 0-3 |
| Ole Miss | 0-1 |
| Mississippi State | 0-1 |
| Navy | 0-3 |
| North Texas | 3-1 |
| USF | 0-2 |
| Stephen F. Austin | 1-0 |
| Temple | 0-2 |
| Texas A&M | 0-1 |
| TCU | 0-3 |
| Tulane | 3-0 |
| Tulsa | 2-2 |
| Vanderbilt | 0-1 |
| Overall Record | 16-31 |

VS. CONFERENCES

| Team | Record |
|---------------|--------|
| American | 9-16 |
| Big 12 | 0-5 |
| Big South | 1-0 |
| CAA | 0-1 |
| C-USA | 3-1 |
| Mountain West | 0-1 |
| Ohio Valley | 1-0 |
| Southeastern | 0-7 |
| Southland | 1-0 |
| Sun Belt | 1-0 |

BESTS UNDER MORRIS

OFFENSE: TEAM

Total Points

1. 58 SMU vs. Stephen F. Austin (9/2/17)
2. **55 Arkansas vs. Eastern Illinois (9/2/18)**
SMU at East Carolina (11/12/16)
4. 54 SMU vs. North Texas (9/09/17)
5. 49 SMU vs. UCONN (9/30/17)
SMU vs. Tulane (11/21/15)
7. 45 SMU at Memphis (11/18/17)
SMU vs. James Madison (9/26/15)
9. 44 SMU vs. Arkansas State (9/23/17)

Total Offensive Yards

1. 581 SMU vs. Tulsa (10/27/17)
2. 578 SMU vs. South Florida (11/19/16)
3. 577 SMU vs. Arkansas State (9/23/17)
4. 572 SMU at North Texas (9/3/16)
5. 544 SMU at Houston (10/7/17)
6. 518 SMU vs. Tulane (11/21/15)
7. 508 SMU at TCU (9/19/15)
8. 498 SMU vs. UCONN (9/30/17)

Total Offensive Plays

1. 89 SMU vs. South Florida (11/19/16)
SMU vs. Central Florida (11/4/17)
3. 87 SMU at Tulsa (10/7/16)
4. 86 SMU vs. Arkansas State (9/23/17)
5. 85 SMU at Houston (10/7/17)
6. 83 SMU vs. Navy (11/26/16)
7. 82 SMU at Baylor (9/10/16)
8. 81 SMU at Cincinnati (10/21/17)

Rushing Attempts

1. 54 SMU vs. Baylor (9/4/15)
SMU vs. Arkansas State (9/23/17)
3. **53 Arkansas vs. Tulsa (10/20/18)**
Arkansas at Colorado State (9/8/18)
SMU vs. North Texas (9/12/15)
5. **48 Arkansas vs. Ole Miss (10/13/18)**
SMU vs. Stephen F. Austin (9/2/17)
SMU at TCU (9/19/15)
8. 47 (4x) last SMU vs. Liberty (9/17/16)

Rushing Yards

1. 323 SMU vs. Tulane (11/21/15)
2. 311 SMU vs. Arkansas State (9/23/17)
3. **300 Arkansas vs. Ole Miss (10/13/18)**
4. **299 Arkansas at Colorado State (9/8/18)**
5. 286 SMU vs. Liberty (9/17/16)
6. 273 SMU vs. North Texas (9/12/15)
7. 272 SMU at North Texas (9/3/16)
8. 259 SMU at Memphis (11/18/17)
9. 243 SMU vs. Stephen F. Austin (9/2/17)

Rushing Touchdowns

1. 6 SMU vs. Tulane (11/21/15)
2. 5 SMU vs. James Madison (9/26/15)
3. 4 SMU vs. Arkansas State (9/23/17)
4. 3 (6x) last SMU vs. UCONN (9/30/17)

Pass Completions

1. 41 SMU at Houston (10/7/17)
2. 31 SMU vs. Navy (11/26/16)
3. 29 SMU at Tulsa (10/7/16)
4. 27 SMU vs. UCONN (9/30/17)
5. 27 SMU vs. Central Florida (11/4/17)
6. 26 SMU at Cincinnati (10/21/17)
7. **26 Arkansas vs. Alabama (10/6/18)**
SMU at South Florida (11/16/16)
9. 24 SMU vs. Tulane (11/25/17)
10. **23 Arkansas vs. Vanderbilt (10/27/18)**

Pass Attempts

1. 59 SMU at Houston (10/7/17)
2. 52 SMU at Tulsa (10/7/16)
SMU vs. Central Florida (11/04/17)
4. 46 SMU vs. Tulsa (10/31/15)
SMU vs. Navy (11/26/16)
6. **45 Arkansas vs. North Texas (9/15/18)**
7. 44 SMU at Temple (10/1/16)
SMU at Baylor (9/10/16)
9. 42 SMU vs. South Florida (11/19/16)

Passing Yards

1. 423 SMU vs. South Florida (11/19/16)
2. 397 SMU at Houston (10/7/17)
3. 394 SMU vs. North Texas (9/9/17)
4. 375 SMU vs. Tulane (11/25/17)
5. 366 SMU vs. Tulsa (10/27/17)
6. **353 Arkansas vs. Eastern Illinois (9/2/18)**
7. 339 SMU at TCU (9/16/17)
8. 331 SMU vs. Navy (11/26/16)
9. 330 SMU at TCU (9/19/15)

Passing Touchdowns

1. 5 SMU vs. North Texas (9/9/17)
2. **4 (6x) last Arkansas vs. Eastern Illinois (9/2/18)**

First Downs

1. 31 SMU vs. Arkansas State (9/23/17)
2. 30 SMU vs. Houston (10/7/17)
3. 28 (3x) last vs. South Florida (11/19/16)
6. **27 (3x) last Arkansas vs. Ole Miss (10/13/18)**

DEFENSE: TEAM

Fewest Total Yards Allowed

1. 219 SMU vs. Stephen F. Austin (9/2/17)
2. **225 Arkansas at Auburn (9/22/18)**
3. 240 SMU vs. North Texas (9/12/15)
4. **260 Arkansas vs. Tulsa (10/20/18)**
5. 280 SMU vs. Liberty (9/17/16)
6. 303 SMU vs. Houston (10/22/16)
7. 328 SMU vs. Tulane (11/21/15)
8. 352 SMU at South Florida (10/24/15)
9. **357 Arkansas vs. Eastern Illinois (9/2/18)**
SMU vs. Louisiana Tech (12/20/17)

Fewest Rushing Yards Allowed

1. **40 Arkansas at Colorado State (9/8/18)**
2. 62 SMU vs. Houston (10/22/16)
3. 69 SMU vs. North Texas (9/9/17)
4. 75 SMU vs. Stephen F. Austin (9/2/17)
5. 83 SMU at North Texas (9/3/16)
6. **91 Arkansas at Auburn (9/22/18)**
7. 97 SMU vs. Liberty (9/17/16)
8. 112 SMU vs. North Texas (9/12/15)
9. **127 Arkansas vs. Eastern Illinois (9/2/18)**
10. **133 Arkansas vs. Tulsa (10/20/18)**

Fewest Passing Yards Allowed

1. 0 SMU at Navy (11/11/17)
2. 81 SMU at Navy (11/14/15)
3. 97 SMU at South Florida (10/24/15)
4. 104 SMU vs. Navy (11/23/16)
5. 124 SMU at Temple (10/1/16)
6. **127 Arkansas vs. Tulsa (10/20/18)**
7. 128 SMU vs. North Texas (9/12/15)
SMU vs. Tulane (11/21/15)
9. **134 Arkansas at Auburn (9/22/18)**
10. 144 SMU vs. Stephen F. Austin (9/2/17)

Fewest First Downs Allowed

1. **13 Arkansas at Auburn (9/22/18)**
SMU vs. Houston (10/22/16)
3. **15 Arkansas vs. Tulsa (10/20/18)**
SMU vs. Stephen F. Austin (9/2/17)
SMU at South Florida (10/24/15)
6. 16 SMU vs. Liberty (9/17/16)
SMU vs. South Florida (11/19/16)
8. 17 (3x) last SMU at Temple (10/1/16)

Fewest Points Allowed

1. **0 Arkansas vs. Tulsa (10/20/18)**
3. 13 SMU vs. North Texas (9/12/15)
4. 14 SMU vs. Stephen F. Austin (9/2/17)
SMU vs. Liberty (9/17/16)
6. 16 SMU vs. Houston (10/22/16)
7. 21 (3x) last SMU vs. Arkansas State (9/23/17)

Sacks

1. 8 SMU vs. UCONN (9/30/17)
2. 7 SMU vs. Houston (10/22/16)
3. **6 Arkansas vs. Tulsa (10/20/18)**
4. 5 SMU at North Texas (9/3/16)
SMU vs. North Texas (9/9/17)
6. **4 Arkansas at Auburn (9/22/18)**
SMU at Tulsa (10/7/16)
8. **3 (6x) last Arkansas vs. Texas A&M (9/29/18)**

Tackles For Loss

1. 13 SMU vs. UCONN (9/30/17)
2. 11 SMU at South Florida (10/24/15)
3. 10 SMU at Houston (10/22/16)
SMU vs. Memphis (11/5/16)
5. **9 Arkansas at Auburn (9/22/18)**
SMU at TCU (9/16/17)
7. **8 (5x) last Arkansas vs. Tulsa (10/20/18)**

Turnovers Forced

1. **5 Arkansas vs. Eastern Illinois (9/2/18)**
SMU at East Carolina (11/12/16)
3. 4 SMU vs. North Texas (9/12/15)
SMU vs. Liberty (9/17/16)
5. 3 (7x) last SMU vs. Central Florida (11/4/17)

OFFENSE: INDIVIDUAL

Pass Completions

41 Ben Hicks vs. Houston (10/7/17)

Pass Attempts

58 Ben Hicks vs. Houston (10/7/17)

Pass Completion % (Min. 10 attempts)

75.0 Ty Storey vs. Ole Miss (10/13/18)

Passing Yards

397 Ben Hicks vs. Houston (10/7/17)

Passing Touchdowns

4 Ben Hicks vs. Tulane (11/25/17)
Ben Hicks vs. Memphis (11/18/17)
Ben Hicks vs. Navy (11/11/17)
Ben Hicks vs. UConn (9/30/17)
Ben Hicks vs. North Texas (9/9/17)

Passing Interceptions

4 Cole Kelley vs. North Texas (9/15/18)

Passer Rating (Min. 10 attempts)

257.8 Ty Storey vs. Eastern Illinois (9/1/18)

Rush Attempts

29 Braeden West vs. South Florida (11/19/16)

Rushing Yards

220 Braeden West vs. Liberty (9/17/16)

Rushing Touchdowns

3 Xavier Jones at Tulane (11/21/15)

Receptions

17 Trey Quinn at Cincinnati (10/21/17)
Trey Quinn at Houston (10/7/17)

Receiving Yards

252 Courtland Sutton vs. South Florida (11/19/16)

Receiving Touchdowns

3 Courtland Sutton at North Texas (9/3/17)

Total Touchdowns

4 Courtland Sutton vs. North Texas (9/9/17)

DEFENSE: INDIVIDUAL

Solo Tackles

12 De'Jon Harris vs. Texas A&M (9/29/18)
Mikial Onu vs. Tulsa (10/27/17)
Jonathan Yenga vs. James Madison (9/26/15)

Total Tackles

16 De'Jon Harris vs. Texas A&M (9/29/18)

Tackles For Loss

4 Justin Lawler vs. Memphis (11/5/17)
Kyrin Mitchell vs. UConn (9/30/17)
Justin Lawler vs. UConn (9/30/17)
Justin Lawler at North Texas (9/3/16)

Sacks

4.0 Justin Lawler vs. UConn (9/30/17)

Interceptions

2 Dre Greenlaw vs. Texas A&M (9/29/18)
Horace Richardson at East Carolina (11/12/16)
Jordan Wyatt vs. Liberty (9/17/16)
Horace Richardson at North Texas (9/3/16)

Pick Sixes

2 Horace Richardson at East Carolina (11/12/16)

Fumbles Recovered

2 Chevin Calloway vs. Eastern Illinois (9/1/18)

Scoop and Scores

1 Jordan Wyatt vs. Stephen F. Austin (9/2/17)

Fumbles Forced

2 McTelvin Agim vs. Colorado State (9/8/18)
Andrew McCleneghen vs. North Texas (9/12/15)

SPECIAL TEAMS: INDIVIDUAL

Extra Points Made

7 Connor Limpert vs. Eastern Illinois (9/1/18)
Josh Williams vs. UConn (9/30/17)
Josh Williams vs. North Texas (9/9/17)
Josh Williams vs. Stephen F. Austin (9/2/17)
Chad Hedlund vs. Tulane (11/12/15)

Field Goals Made

4 Connor Limpert vs. Ole Miss (10/13/18)
Josh Williams at Tulsa (10/7/16)

Points Kicking

16 Josh Williams at Tulsa (10/7/16)

Punt Yards

406 Jamie Sackville at Tulsa (10/7/16)

Yards Per Punt

50 Jamie Sackville at Houston (10/7/17)

Kick Return Yards

180 Braeden West vs. Temple (11/6/15)

Punt Return Yards

45 Deon Stewart at Colorado State (9/8/18)

Kick Return Touchdown

1 Braeden West vs. Temple (11/6/15)

300-YARD PASSING GAMES

Total: 9

| | |
|-----|--|
| 397 | Ben Hicks at Houston (10/7/17) |
| 380 | Ben Hicks vs. South Florida (11/19/16) |
| 375 | Ben Hicks vs. Tulane (11/25/17) |
| 338 | Ben Hicks vs. Tulsa (10/27/17) |
| 334 | Matt Davis at TCU (9/19/15) |
| 331 | Ben Hicks vs. Navy (11/26/16) |
| 312 | Ben Hicks vs. North Texas (9/9/17) |
| 305 | Ben Hicks at TCU (9/16/17) |
| 302 | Ben Hicks at Tulane (10/29/16) |

100-YARD RUSHING GAMES

Total: 22

| | |
|------------|---|
| 220 | Braeden West vs. Liberty (9/17/16) |
| 177 | Xavier Jones at Memphis (11/18/17) |
| 165 | Devwah Whaley at Colorado State (9/8/18) |
| 156 | Matt Davis vs. Tulane (11/21/15) |
| 146 | Xavier Jones vs. Arkansas State (9/23/17) |
| 126 | Braeden West at Tulsa (10/7/16) |
| 125 | Matt Davis vs. North Texas (9/12/15) |
| 120 | Braeden West vs. South Florida (11/19/16) |
| 119 | Braeden West at Tulane (10/29/16) |
| 117 | Xavier Jones at North Texas (9/3/16) |
| 117 | Xavier Jones vs. Tulane (11/21/15) |
| 115 | Braeden West vs. Houston (10/22/16) |
| 115 | Matt Davis vs. Baylor (9/4/15) |
| 113 | Rakeem Boyd vs. Vanderbilt (10/27/18) |
| 111 | Ke'Mon Freeman at East Carolina (11/12/16) |
| 111 | Xavier Jones at Navy (11/11/17) |
| 110 | Matt Davis at North Texas (9/3/16) |
| 109 | Rakeem Boyd vs. Ole Miss (10/13/18) |
| 104 | Braeden West at East Carolina (11/12/16) |
| 102 | Rakeem Boyd vs. Alabama (10/6/18) |
| 102 | Matt Davis vs. Temple (11/6/15) |
| 100 | Xavier Jones at Houston (10/7/17) |

MULTIPLE 100-YARD RUSHERS

Total: 3 (Order by date)

| | |
|-----|--|
| 111 | Ke'Mon Freeman at East Carolina (11/12/16) |
| 104 | Braeden West |
| 117 | Xavier Jones at North Texas (9/3/16) |
| 110 | Matt Davis |
| 156 | Matt Davis vs. Tulane (11/21/15) |
| 117 | Xavier Jones |

100-YARD RECEIVING GAMES

Total: 25

| | |
|------------|---|
| 252 | Courtland Sutton vs. South Florida (11/19/16) |
| 186 | Trey Quinn at Cincinnati (10/21/17) |
| 173 | James Proche vs. UCF (11/4/17) |
| 166 | Courtland Sutton at East Carolina (11/12/16) |
| 165 | Courtland Sutton vs. Tulsa (10/31/15) |
| 164 | James Proche at Tulane (10/29/16) |
| 163 | Courtland Sutton vs. North Texas (9/9/17) |
| 162 | Courtland Sutton at North Texas (9/3/16) |
| 160 | Courtland Sutton at Houston (10/7/17) |
| 156 | Trey Quinn at Houston (10/7/17) |
| 139 | Trey Quinn vs. Tulane (11/25/17) |
| 137 | Courtland Sutton vs. James Madison (9/26/15) |
| 136 | Courtland Sutton vs. Tulsa (10/27/17) |
| 132 | Jordan Jones vs. Eastern Illinois (9/2/18) |
| 131 | James Proche vs. Arkansas State (9/23/17) |
| 123 | Courtland Sutton at Navy (11/11/17) |
| 123 | James Proche vs. Tulsa (10/27/17) |
| 116 | Trey Quinn vs. UConn (9/30/17) |
| 116 | Trey Quinn at TCU (9/16/17) |
| 115 | Courtland Sutton at TCU (9/19/15) |
| 113 | Courtland Sutton vs. TCU (9/23/16) |
| 112 | Courtland Sutton vs. UConn (9/30/17) |
| 112 | Courtland Sutton at Baylor (9/10/16) |
| 107 | Courtland Sutton vs. Tulane (11/25/17) |
| 101 | Trey Quinn vs. Tulsa (10/27/17) |

MULTIPLE 100-YARD RECEIVERS

Total: 4 (Order by date)

| | |
|-----|---------------------------------------|
| 139 | Trey Quinn vs. Tulane (11/25/17) |
| 107 | Courtland Sutton |
| 136 | Courtland Sutton vs. Tulsa (10/27/17) |
| 123 | James Proche |
| 101 | Trey Quinn |
| 160 | Courtland Sutton at Houston (10/7/17) |
| 156 | Trey Quinn |
| 116 | Trey Quinn vs. UConn (9/30/17) |
| 112 | Courtland Sutton |

100-YARD RUSHER & RECEIVER

Total: 6

| | |
|-----|---|
| 111 | Xavier Jones (rush) at Navy (11/11/17) |
| 123 | Courtland Sutton (rec) |
| 146 | Xavier Jones (rush) vs. Arkansas State (9/23/17) |
| 131 | James Proche (rec) |
| 120 | Braeden West (rush) vs. South Florida (11/19/16) |
| 252 | Courtland Sutton (rec) |
| 111 | Ke'Mon Freeman (rush) at East Carolina (11/12/16) |
| 104 | Braeden West (rush) |
| 166 | Courtland Sutton (rec) |
| 119 | Braeden West (rush) at Tulane (10/29/16) |
| 164 | James Proche (rec) |
| 117 | Xavier Jones (rush) at North Texas (9/3/16) |
| 110 | Matt Davis (rush) |
| 162 | Courtland Sutton (rec) |

300-YARD PASSER / 100-YARD RUSHER

Total: 3

| | |
|-----|---|
| 397 | Ben Hicks (pass) at Houston (10/7/17) |
| 160 | Courtland Sutton (rush) |
| 156 | Trey Quinn (rush) |
| 380 | Ben Hicks (pass) vs. South Florida (11/19/16) |
| 120 | Braeden West (rush) |
| 302 | Ben Hicks at Tulane (10/29/16) |
| 119 | Braeden West (rush) |

300 / 100 / 100

Total: 2

| | |
|-----|---|
| 380 | Ben Hicks (pass) vs. South Florida (11/19/16) |
| 120 | Braeden West (rush) |
| 252 | Courtland Sutton (rec) |
| 302 | Ben Hicks at Tulane (10/29/16) |
| 119 | Braeden West (rush) |
| 164 | James Proche (rec) |

DEPTH CHART

OFFENSE

| | | | |
|---------------|-----------|-------------------------|---------------------------|
| WR (9) | 8 | Mike Woods | Fr. // 6-1 // 190 |
| | 16 | La'Michael Pettway | Jr. // 6-2 // 219 |
| | 14 | Chase Harrell | Jr. // 6-4 // 215 |
| TE (3) | 44 | Austin Cantrell | Jr. // 6-3 // 263 |
| -OR- | 85 | Cheyenne O'Grady | Jr. // 6-4 // 251 |
| LT | 74 | Colton Jackson | Jr. // 6-5 // 301 |
| | 73 | Noah Gatlin | Fr. // 6-7 // 293 |
| LG | 51 | Hjalte Froholdt | Sr. // 6-5 // 315 |
| | 54 | Austin Capps | Jr. // 6-4 // 311 |
| C | 66 | Ty Clary | So. // 6-4 // 288 |
| | 57 | Shane Clenin | R-Fr. // 6-6 // 302 |
| RG | 62 | Johnny Gibson | Sr. // 6-4 // 319 |
| | 68 | Kirby Adcock | R-Fr. // 6-5 // 280 |
| RT | 60 | Brian Wallace | Sr. // 6-6 // 320 |
| | 78 | Dalton Wagner | R-Fr. // 6-9 // 302 |
| QB | 4 | Ty Storey | Jr. // 6-2 // 215 |
| | 15 | Cole Kelley | So. // 6-7 // 258 |
| -OR- | 13 | Connor Noland | Fr. // 6-2 // 207 |
| RB (4) | 5 | Rakeem Boyd | So. // 6-0 // 200 |
| | 21 | Devwah Whaley | Jr. // 5-11 // 209 |
| | 2 | Chase Hayden | So. // 5-10 // 200 |
| | 23 | Maleek Williams | R-Fr. // 5-11 // 226 |
| WR (5) | 1 | Jared Cornelius | Sr. // 5-11 // 203 |
| | 9 | De'Vion Warren | So. // 5-10 // 180 |
| WR (2) | 3 | Deon Stewart | Jr. // 5-11 // 161 |
| | 10 | Jordan Jones | So. // 6-1 // 180 |

DEFENSE

| | | | |
|-------------|-----------|---------------------------|----------------------------|
| DE | 3 | McTelvin Agim | Jr. // 6-3 // 279 |
| | 91 | Michael Taylor | Sr. // 6-2 // 248 |
| | 5 | Dorian Gerald | Jr. // 6-3 // 260 |
| DT | 90 | Armon Watts | Sr. // 6-5 // 298 |
| | 7 | Briston Guidry | So. // 6-2 // 292 |
| DT | 52 | TJ Smith | Jr. // 6-3 // 304 |
| | 42 | Jonathan Marshall | So. // 6-3 // 301 |
| DE | 10 | Randy Ramsey | Sr. // 6-4 // 236 |
| | 6 | Gabe Richardson | Jr. // 6-3 // 240 |
| SAM | 27 | Hayden Henry | So. // 6-2 // 222 |
| | 22 | Deon Edwards | So. // 6-1 // 212 |
| MIKE | 8 | De'Jon Harris | Jr. // 6-0 // 244 |
| | 31 | Grant Morgan | So. // 5-11 // 220 |
| WILL | 23 | Dre Greenlaw | Sr. // 6-0 // 227 |
| | 16 | Bumper Pool | Fr. // 6-2 // 223 |
| | 33 | Dee Walker | So. // 6-2 // 216 |
| CB | 11 | Ryan Pulley | Jr. // 5-11 // 198 |
| | 21 | Montaric Brown | R-Fr. // 6-0 // 187 |
| SS | 2 | Kamren Curl | So. // 6-2 // 201 |
| | 18 | Myles Mason | Fr. // 6-2 // 208 |
| FS | 9 | Santos Ramirez | Sr. // 6-2 // 204 |
| | 17 | Joe Foucha | Fr. // 5-11 // 198 |
| CB | 24 | Jarques McClellion | R-Fr. // 6-0 // 173 |
| | 14 | Britto Tutt | Jr. // 6-1 // 180 |
| NB | 36 | D'Vone McClure | So. // 6-2 // 215 |
| -OR- | 30 | Kevin Richardson | Sr. // 5-11 // 180 |
| | 29 | Derrick Munson | So. // 5-11 // 200 |

SPECIAL TEAMS

| | | | |
|-----------|-----------|-----------------------|----------------------------|
| K | 19 | Connor Limpert | Jr. // 6-1 // 175 |
| | 83 | Preston Stafford | Fr. // 6-0 // 180 |
| P | 28 | Reid Bauer | Fr. // 5-11 // 198 |
| | 80 | Matthew Phillips | Fr. // 5-10 // 180 |
| LS | 48 | Jordan Silver | R-Fr. // 6-1 // 217 |
| SN | 43 | George Madden | Jr. // 6-1 // 212 |
| H | 14 | Jack Lindsey | So. // 6-2 // 195 |
| | 18 | Blake Johnson | Jr. // 6-1 // 182 |
| KR | 9 | De'Vion Warren | So. // 5-10 // 180 |
| | 3 | Deon Stewart | Jr. // 5-11 // 161 |
| PR | 3 | Deon Stewart | Jr. // 5-11 // 161 |
| | 1 | Jared Cornelius | Sr. // 5-11 // 203 |

GAME-BY-GAME OFFENSIVE STARTERS

| Opponent | LT | LG | C | RG | RT | TE | TE/WR/FB | QB | RB | WR | WR |
|----------------------|---------|----------|----------|--------|---------|----------|----------------|--------|--------|-----------|---------|
| Eastern Illinois | Clenin | Adcock | Froholdt | Gibson | Wallace | Cantrell | Pettway | Kelley | Whaley | Cornelius | Nance |
| at Colorado State | Gatlin | Clary | Froholdt | Gibson | Wallace | Cantrell | Gunter (TE) | Storey | Whaley | Pettway | Nance |
| North Texas | Gatlin | Clary | Froholdt | Gibson | Wallace | Cantrell | Patton (TE) | Kelley | Whaley | Pettway | Nance |
| at Auburn | Jackson | Froholdt | Clary | Gibson | Wallace | Cantrell | Cornelius (WR) | Storey | Whaley | Pettway | Nance |
| vs. Texas A&M | Jackson | Froholdt | Clary | Gibson | Wallace | Cantrell | O'Grady (TE) | Storey | Boyd | Woods | Stewart |
| Alabama | Jackson | Froholdt | Clary | Gibson | Wallace | Cantrell | O'Grady (TE) | Storey | Boyd | Woods | Stewart |
| Ole Miss | Jackson | Froholdt | Clary | Gibson | Wallace | O'Grady | Cornelius (WR) | Storey | Boyd | Woods | Stewart |
| Tulsa | Wagner | Froholdt | Clary | Gibson | Wallace | Cantrell | Cornelius (WR) | Noland | Boyd | Woods | Stewart |
| Vanderbilt | Jackson | Froholdt | Clary | Gibson | Wallace | O'Grady | Gunter (TE) | Storey | Boyd | Woods | Stewart |
| LSU | Jackson | Froholdt | Clary | Gibson | Wallace | Cantrell | Cornelius (WR) | Storey | Boyd | Woods | Stewart |
| at Mississippi State | Jackson | Froholdt | Clary | Gibson | Wallace | O'Grady | Cornelius (WR) | Storey | Boyd | Pettway | Stewart |
| at Missouri | | | | | | | | | | | |

GAME-BY-GAME DEFENSIVE STARTERS

| Opponent | DE | DT | DT | DE | SAM | MIKE | WILL | CB | SS | FS | CB | NB |
|----------------------|--------|-------|----------|---------------|-------|--------|----------|--------|------|---------|------------|------------|
| Eastern Illinois | Taylor | Agim | TJ Smith | G. Richardson | -- | Harris | Greenlaw | Pulley | Curl | Ramirez | Calloway | McClure |
| at Colorado State | Agim | Watts | TJ Smith | G. Richardson | -- | Harris | Pool | Pulley | Curl | Ramirez | Calloway | McClure |
| North Texas | Agim | Watts | TJ Smith | Ramsey | -- | Harris | Pool | Pulley | Curl | Ramirez | Tutt | McClure |
| at Auburn | Agim | Watts | TJ Smith | Ramsey | -- | Harris | Greenlaw | Pulley | Curl | Ramirez | McClellion | Munson |
| vs. Texas A&M | Agim | Watts | TJ Smith | Ramsey | Henry | Harris | Greenlaw | Pulley | Curl | Ramirez | McClellion | -- |
| Alabama | Agim | Watts | TJ Smith | Ramsey | -- | Harris | Greenlaw | Pulley | Curl | Ramirez | McClellion | Richardson |
| Ole Miss | Agim | Watts | TJ Smith | Ramsey | -- | Harris | Greenlaw | Pulley | Curl | Ramirez | McClellion | Richardson |
| Tulsa | Agim | Watts | TJ Smith | Ramsey | -- | Harris | Greenlaw | Brown | Curl | Ramirez | McClellion | McClure |
| Vanderbilt | Agim | Watts | TJ Smith | Ramsey | -- | Harris | Pool | Brown | Curl | Ramirez | McClellion | McClure |
| LSU | Agim | Watts | TJ Smith | Ramsey | -- | Harris | Greenlaw | Pulley | Curl | Ramirez | McClellion | Richardson |
| at Mississippi State | Gerald | Watts | Agim | Ramsey | -- | Harris | Greenlaw | Pulley | Curl | Ramirez | McClellion | McClure |
| at Missouri | | | | | | | | | | | | |

CAREER STARTS

| OFFENSE | 2018 | 2017 | 2016 | 2015 | TOT | CONS | DEFENSE | 2018 | 2017 | 2016 | 2015 | TOT | CONS |
|-----------------------------|------|------|------|------|-----|------|-------------------------------|------|------|------|------|-----|------|
| Hjalte Froholdt, OL, Sr. | 11 | 12 | 13 | - | 36 | 36 | Dre Greenlaw, LB, Sr. | 8 | 12 | 7 | 11 | 38 | 2 |
| Johnny Gibson, OL, Sr. | 11 | 12 | 5 | - | 28 | 26 | Santos Ramirez, DB, Sr. | 11 | 12 | 7 | 3 | 33 | 23 |
| Brian Wallace, OL, Sr. | 11 | 7 | 10 | - | 28 | 18 | McTelvin Agim, DL, Jr. | 11 | 11 | 5 | - | 27 | 15 |
| Austin Cantrell, TE, Jr. | 8 | 10 | 5 | - | 24 | 2 | De'Jon Harris, LB, Jr. | 11 | 12 | - | - | 23 | 23 |
| Colton Jackson, OL, Jr. | 7 | 10 | 3 | - | 20 | 3 | Ryan Pulley, DB, Jr. | 9 | 1 | 12 | 1 | 23 | 2 |
| Jared Cornelius, WR, Sr. | 6 | 2 | 4 | 6 | 18 | 2 | T.J. Smith, DL, Sr. | 10 | 12 | - | - | 22 | - |
| Devwah Whaley, RB, Jr. | 4 | 10 | - | - | 14 | - | Kamren Curl, DB, So. | 11 | 11 | - | - | 22 | 12 |
| Ty Clary, OL, So. | 10 | 4 | - | - | 14 | 10 | Randy Ramsey, LB, Sr. | 9 | 8 | 3 | - | 20 | 9 |
| Deon Stewart, WR, Jr. | 7 | 5 | - | - | 12 | 7 | Kevin Richardson, DB, Sr. | 3 | 9 | 1 | 5 | 18 | - |
| Kendrick Jackson, FB, Sr. | - | 5 | 2 | 1 | 8 | - | Armon Watts, DL, Sr. | 10 | - | - | - | 10 | 10 |
| Hayden Johnson, FB/TE, Jr. | - | - | 7 | - | 7 | - | Jarques McClellion, DB, R-Fr. | 8 | - | - | - | 8 | 8 |
| Jeremy Patton, TE, Sr. | 1 | 6 | - | - | 7 | - | D'Vone McClure, NB, So. | 6 | - | - | - | 6 | 1 |
| La'Michael Pettway, WR, Jr. | 4 | 3 | - | - | 8 | 1 | Bumper Pool, LB, Fr. | 3 | - | - | - | 3 | - |
| Ty Storey, QB, Jr. | 7 | - | - | - | 8 | 3 | Montaric Brown, DB, R-Fr. | 2 | - | - | - | 2 | - |
| Jordan Jones, WR, So. | - | 6 | - | - | 6 | - | Gabe Richardson, DL, Jr. | 2 | - | - | - | 2 | - |
| Cole Kelley, QB, So. | 2 | 4 | - | - | 6 | - | Hayden Henry, LB, So. | 1 | - | - | - | 1 | - |
| Rakeem Boyd, RB, So. | 7 | - | - | - | 7 | 7 | Derrick Munson, DB, So. | 1 | - | - | - | 1 | - |
| Mike Woods, WR, Fr. | 6 | - | - | - | 6 | - | Michael Taylor, DL, Sr. | 1 | - | - | - | 1 | - |
| Cheyenne O'Grady, TE, Jr. | 5 | 1 | - | - | 6 | 1 | Britto Tutt, DB, Jr. | 1 | - | - | - | 1 | - |
| Noah Gatlin, OL, Fr. | 2 | - | - | - | 2 | - | Dorian Gerald, DL, Jr. | 1 | - | - | - | 1 | 1 |
| Grayson Gunter, TE, So. | 2 | - | - | - | 2 | - | | | | | | | |
| Kirby Adcock, OL, R-Fr. | 1 | - | - | - | 1 | - | | | | | | | |
| Shane Clenin, OL, R-Fr. | 1 | - | - | - | 1 | - | | | | | | | |
| Connor Noland, QB, Fr. | 1 | - | - | - | 1 | - | | | | | | | |
| Dalton Wagner, OL, F-Fr. | 1 | - | - | - | 1 | - | | | | | | | |

EXPERIENCE ANALYSIS

The chart below shows Arkansas' offensive and defensive starting lineups over the last five years with numbers representing total starts by classes and percentages of total starts for the entire season.

| Season | G | SR | JR | SO | FR | UpperCI% |
|--------|----------|-------------|-------------|------------|------------|-------------|
| 2018 | 11 (2-9) | 96 (39.7%) | 79 (32.7%) | 42 (17.4%) | 25 (10.3%) | 175 (72.3%) |
| 2017 | 12 (4-8) | 66 (25.0%) | 108 (40.1%) | 65 (24.6%) | 25 (9.5%) | 174 (65.9%) |
| 2016 | 13 (7-6) | 114 (39.9%) | 82 (28.7%) | 70 (24.5%) | 20 (6.9%) | 196 (68.5%) |
| 2015 | 13 (8-5) | 67 (23.4%) | 143 (50.0%) | 58 (20.3%) | 18 (6.3%) | 210 (73.4%) |
| 2014 | 13 (7-6) | 92 (32.2%) | 72 (25.2%) | 89 (31.1%) | 33 (11.5%) | 164 (57.3%) |
| 2013 | 12 (3-9) | 107 (40.5%) | 59 (22.3%) | 57 (21.6%) | 41 (15.5%) | 166 (66.7%) |

GAME 12 MISSOURI

GAME-BY-GAME BREAKDOWN

| | FINAL | SCORE BY QUARTER | | | | | FIRST DOWNS | | | | | RUSHING | | | PASSING | | | OFFENSE | | PUNTING | FUMBLES | PENALTY | THIRD | TOTAL |
|--------------|-------|------------------|----|----|----|----|-------------|----|----|-----|-----|---------|----|---------|---------|----|-----|---------|--------|---------|---------|---------|-------|-------|
| GAME | SCORE | 1 | 2 | 3 | 4 | OT | RU | PA | PN | TOT | ATT | YDS | TD | C-A-I | YDS | TD | ATT | YDS | NO-AVG | NO-LOST | NO-YDS | DOWNS | TOP | |
| E. Illinois | 20 | 0 | 6 | 7 | 7 | - | 8 | 11 | 2 | 21 | 41 | 127 | 0 | 27-40-0 | 230 | 3 | 81 | 357 | 4-40.8 | 6-5 | 6-30 | 6/18 | 30:50 | |
| Arkansas | 55 | 10 | 28 | 10 | 7 | - | 5 | 13 | 0 | 18 | 37 | 80 | 2 | 21-29-0 | 353 | 4 | 66 | 433 | 5-29.4 | 0-0 | 4-40 | 7/15 | 27:31 | |
| Arkansas | 27 | 7 | 6 | 14 | 0 | - | 16 | 5 | 3 | 24 | 53 | 299 | 1 | 11-22-2 | 144 | 2 | 75 | 443 | 5-38.2 | 0-0 | 6-60 | 5/15 | 32:27 | |
| Colorado St. | 34 | 3 | 6 | 8 | 17 | - | 5 | 14 | 2 | 21 | 23 | 40 | 1 | 32-50-1 | 389 | 2 | 73 | 429 | 5-56.8 | 3-1 | 6-54 | 6/15 | 27:33 | |
| North Texas | 44 | 17 | 17 | 3 | 7 | - | 3 | 11 | 4 | 18 | 29 | 95 | 2 | 24-46-0 | 281 | 1 | 75 | 376 | 9-42.4 | 2-1 | 9-102 | 3/16 | 30:04 | |
| Arkansas | 17 | 0 | 10 | 0 | 7 | - | 4 | 12 | 4 | 20 | 32 | 126 | 2 | 20-45-6 | 210 | 0 | 77 | 336 | 9-34.2 | 0-0 | 10-70 | 4/16 | 29:56 | |
| Arkansas | 3 | 0 | 0 | 3 | 0 | - | 6 | 5 | 2 | 13 | 38 | 149 | 0 | 13-32-1 | 141 | 0 | 70 | 290 | 9-33.8 | 2-1 | 8-57 | 3/17 | 32:29 | |
| Auburn | 34 | 10 | 7 | 7 | 10 | - | 6 | 6 | 1 | 13 | 36 | 91 | 3 | 15-22-0 | 134 | 0 | 58 | 225 | 5-47.2 | 0-0 | 7-40 | 4/13 | 27:31 | |
| Arkansas | 17 | 0 | 7 | 3 | 7 | - | 3 | 8 | 0 | 11 | 26 | 55 | 1 | 14-27-1 | 193 | 1 | 53 | 248 | 8-43.2 | 1-0 | 6-71 | 3/12 | 23:04 | |
| Texas A&M | 24 | 14 | 3 | 0 | 7 | - | 11 | 10 | 3 | 24 | 46 | 176 | 2 | 17-26-2 | 201 | 0 | 72 | 377 | 4-48.8 | 0-0 | 7-44 | 2/10 | 36:56 | |
| Alabama | 65 | 21 | 20 | 7 | 17 | - | 11 | 13 | 0 | 24 | 41 | 246 | 4 | 14-18-0 | 393 | 4 | 59 | 639 | 0-0.0 | 1-0 | 5-31 | 3/6 | 27:04 | |
| Arkansas | 31 | 7 | 7 | 3 | 14 | - | 7 | 12 | 3 | 22 | 31 | 172 | 1 | 26-40-1 | 233 | 3 | 71 | 405 | 3-37.7 | 3-2 | 2-20 | 6/12 | 32:56 | |
| Ole Miss | 37 | 3 | 14 | 7 | 13 | - | 15 | 15 | 2 | 32 | 38 | 224 | 3 | 26-35-1 | 387 | 2 | 73 | 611 | 1-35.0 | 1-0 | 4-50 | 6-10 | 24:42 | |
| Arkansas | 33 | 17 | 10 | 6 | 0 | - | 17 | 7 | 3 | 27 | 48 | 300 | 1 | 15-22-1 | 177 | 2 | 70 | 477 | 2-47.5 | 1-0 | 5-65 | 2-9 | 35:18 | |
| Tulsa | 0 | 0 | 0 | 0 | 0 | - | 9 | 5 | 1 | 15 | 40 | 133 | 0 | 8-25-1 | 127 | 0 | 65 | 260 | 6-40.8 | 2-1 | 4-43 | 4-15 | 24:34 | |
| Arkansas | 23 | 0 | 10 | 10 | 3 | - | 12 | 6 | 2 | 20 | 53 | 196 | 1 | 11-19-1 | 131 | 1 | 72 | 327 | 4-34.8 | 3-1 | 3-40 | 6-16 | 35:26 | |
| Vanderbilt | 45 | 7 | 14 | 3 | 21 | - | 15 | 8 | 2 | 25 | 49 | 250 | 4 | 13-19-0 | 192 | 2 | 68 | 442 | 4-46.2 | 0-0 | 7-60 | 6-10 | 35:32 | |
| Arkansas | 31 | 7 | 7 | 3 | 14 | - | 8 | 12 | 1 | 21 | 29 | 207 | 2 | 23-36-2 | 240 | 2 | 65 | 447 | 4-43.5 | 0-0 | 6-46 | 6-12 | 24:28 | |
| LSU | 24 | 7 | 7 | 10 | 0 | - | 9 | 9 | 2 | 20 | 48 | 164 | 2 | 15-21-0 | 195 | 1 | 69 | 359 | 7-40.3 | 3-1 | 7-69 | 5-14 | 35:47 | |
| Arkansas | 17 | 0 | 3 | 0 | 14 | - | 2 | 9 | 3 | 14 | 19 | 16 | 0 | 19-39-1 | 200 | 2 | 58 | 216 | 8-39.1 | 1-1 | 6-60 | 2-12 | 24:13 | |
| Arkansas | 6 | 0 | 3 | 3 | 0 | - | 10 | 6 | 1 | 17 | 35 | 69 | 0 | 19-35-1 | 150 | 0 | 70 | 219 | 3-37.3 | 3-2 | 9-85 | 5-17 | 27:39 | |
| Miss. State | 52 | 3 | 14 | 21 | 14 | - | 16 | 9 | 4 | 29 | 47 | 287 | 2 | 12-18-0 | 188 | 5 | 65 | 475 | 1-40.0 | 2-1 | 7-60 | 7-10 | 32:21 | |
| Arkansas | | | | | | | | | | | | | | | | | | | | | | | | |
| Missouri | | | | | | | | | | | | | | | | | | | | | | | | |

GAME 12 MISSOURI

ARKANSAS INDIVIDUAL SEASON-HIGHS

| | | |
|---------------------|---------|---|
| Rush Attempts | 26 | Devwah Whaley, 9/8 at Colorado State |
| Yards Rushing | 165 | Devwah Whaley, 9/8 at Colorado State |
| TD Rushes | 1 (11x) | Boyd, Hayden, 10/27 vs. Vanderbilt |
| Long Rush | 69 | Rakeem Boyd, 10/13 vs. Ole miss |
| Pass Attempts | 39 | Ty Storey, 10/6 vs. Alabama |
| Pass Completions | 25 | Ty Storey, 10/6 vs. Alabama |
| Yards Passing | 261 | Ty Storey, 9/1 vs. E. Illinois |
| TD Passes | 3 | Ty Storey, 9/1 vs. E. Illinois |
| Long Pass | 64 | Cole Kelley, 9/8 at Colorado State |
| Receptions | 7 | Cheyenne O'Grady, 10/6 vs. Alabama |
| Yards Receiving | 132 | Jordan Jones, 9/1 vs. E. Illinois |
| TD Receptions | 2 (2x) | last Cheyenne O'Grady, 10/6 vs. Alabama |
| Long Reception | 64 | TJ Hammonds, 9/8 at Colorado State |
| Field Goals | 4 | last Connor Limpert, 10/13 vs. Ole Miss |
| Long Field Goal | 55 | Connor Limpert, 10/27 vs. Vanderbilt |
| Punts | 8 | Reid Bauer, 9/22 at Auburn |
| Punting Avg. | 47.5 | Reid Bauer, 10/13 vs. Ole Miss |
| Long Punt | 64 | Reid Bauer, 10/13 vs. Ole Miss |
| Punts Inside 20 | 4 | Reid Bauer, 10/20 vs. Tulsa |
| Long Punt Return | 45 | Deon Stewart, 9/8 at Colorado State |
| Long Kickoff Return | 78 | De'Vion Warren, 10/6 vs. Alabama |
| Tackles | 16 | De'Jon Harris, 9/15 vs. North Texas |
| Sacks | 2.0 | McTelvin Agim, 10/20 vs. Tulsa |
| Tackles For Loss | 3.5 | McTelvin Agim, 10/20 vs. Tulsa |
| Interceptions | 2 | Dre Greenlaw, 9/29 vs. Texas A&M |

ARKANSAS TEAM GAME-HIGHS

| | | |
|----------------------|---------|----------------------------|
| Rushes | 53 (2x) | last 10/20 vs. Tulsa |
| Yards Rushing | 300 | 10/13 vs. Ole Miss |
| Yards Per Rush | 7.1 | 10/27 vs. Vanderbilt |
| TD Rushes | 2 | 9/1 vs. E. Illinois |
| Pass Attempts | 45 | 9/15 vs. North Texas |
| Pass Completions | 26 | 10/6 vs. Alabama |
| Yards Passing | 353 | 9/1 vs. E. Illinois |
| Yards Per Pass Comp. | 16.8 | 9/1 vs. E. Illinois |
| TD Passes | 4 | 9/1 vs. E. Illinois |
| Total Plays | 77 | 9/15 vs. North Texas |
| Total Offense | 477 | 10/13 vs. Ole Miss |
| Yards Per Play | 6.9 | 10/27 vs. Vanderbilt |
| Points | 55 | 9/1 vs. E. Illinois |
| Sacks By | 6 | 10/20 vs. Tulsa |
| First Downs | 27 | 10/13 vs. Ole Miss |
| Penalties | 10 | 9/15 vs. North Texas |
| Penalty Yards | 85 | 11/17 at Mississippi State |
| Turnovers | 6 | 9/15 vs. North Texas |
| Interceptions By | 2 | 9/29 vs. Texas A&M |
| Punts | 9 | 9/15 vs. North Texas |
| Punting Avg | 47.5 | 10/13 vs. Ole Miss |
| Long Punt | 64 | 10/13 vs. Ole Miss |
| Punts inside 20 | 4 | 10/20 vs. Tulsa |

ARKANSAS' LONGEST PLAYS

| | | |
|---------------------|----|--------------------------------------|
| Rush | 69 | Rakeem Boyd, 10/13 vs. Ole Miss |
| Pass | 64 | C. Kelley to TJ Hammonds, 9/8 at CSU |
| Field Goal | 54 | Connor Limpert, 9/15 vs. North Texas |
| Punt | 64 | Reid Bauer, 10/13 vs. Ole Miss |
| Punt Return | 45 | Deon Stewart, 9/8 at Colorado State |
| Kickoff Return | 78 | De'Vion Warren, 10/6 vs. Alabama |
| Interception Return | 5 | Dre Greenlaw, 9/29 vs. Texas A&M |
| Fumble Return | 60 | Bumper Pool, 9/1 vs. E. Illinois |

OPPONENT INDIVIDUAL SEASON-HIGHS

| | | |
|---------------------|--------|---|
| Rush Attempts | 29 | T. Williams, 9/29 vs. Texas A&M |
| Yards Rushing | 172 | Ke'Shawn Vaughn, 10/27 vs. Vanderbilt |
| TD Rushes | 3 | Ke'Shawn Vaughn, 10/27 vs. Vanderbilt |
| Long Rush | 63 | Ke'Shawn Vaughn, 10/27 vs. Vanderbilt |
| Pass Attempts | 47 | KJ Carta-Samuels, 9/8 at Colorado State |
| Pass completions | 32 | KJ Carta-Samuels, 9/8 at Colorado State |
| Yards Passing | 389 | KJ Carta-Samuels, 9/8 at Colorado State |
| TD Passes | 4 | Tua Tagovailoa, 10/6 vs. Alabama |
| Long Pass | 76 | Tua Tagovailoa, 10/6 vs. Alabama |
| Receptions | 12 | Preston Williams, 9/8 at Colorado State |
| Yards Receiving | 154 | Preston Williams, 9/8 at Colorado State |
| TD Receptions | 3 | A. Hollins, 9/1 vs. E. Illinois |
| Long Reception | 76 | Irv Smith Jr., 10/6 vs. Alabama |
| Field Goals | 4 | Wyatt Bryan, 9/8 at Colorado State |
| Long Field Goal | 55 | Wyatt Bryan, 9/8 at Colorado State |
| Punts | 9 | A. Kenworthy, 9/15 vs. North Texas |
| Punting Avg. | 56.8 | R. Stonehouse, 9/8 at Colorado State |
| Long Punt | 70 | Ryan Stonehouse, 9/8 at Colorado State |
| Punts Inside 20 | 5 | A. Kenworthy, 9/15 vs. North Texas |
| Long Punt Return | 90 | Keegan Brewer, 9/15 vs. North Texas |
| Long Kickoff Return | 100 | Jashaun Corbin, 9/29 vs. Texas A&M |
| Tackles | 14 | Zaven Collins, 10/20 vs. Tulsa |
| Sacks | 2.0 | L. Hamilton, 9/15 vs. North Texas |
| Tackles for Loss | 3.5 | Johnathan Abram, 11/17 at Miss. State |
| Interceptions | 2 (2x) | Brooks, Muhammad, 9/15 vs. North Texas |

OPPONENT TEAM GAME-HIGHS

| | | |
|----------------------|--------|---------------------------------|
| Rushes | 49 | 10/27 vs. Vanderbilt |
| Yards Rushing | 287 | 11/17 at Mississippi State |
| Yards per Rush | 6.1 | 11/17 at Mississippi State |
| TD Rushes | 4 (2x) | last 10/27 vs. Vanderbilt |
| Pass Attempts | 50 | 9/8 at Colorado State |
| Pass Completions | 32 | 9/8 at Colorado State |
| Yards Passing | 393 | 10/6 vs. Alabama |
| Yards per Pass Comp. | 28.1 | 10/6 vs. Alabama |
| TD Passes | 5 | 11/17 at Mississippi State |
| Total Plays | 81 | 9/1 vs. E. Illinois |
| Total Offense | 639 | 10/6 vs. Alabama |
| Yards per Play | 10.8 | 10/6 vs. Alabama |
| Points | 65 | 10/6 vs. Alabama |
| Sacks By | 5 (3x) | last 11/17 at Mississippi State |
| First Downs | 32 | 10/13 vs. Ole Miss |
| Penalties | 9 | 9/15 vs. North Texas |
| Penalty Yards | 102 | 9/15 vs. North Texas |
| Turnovers | 5 | 9/1 vs. E. Illinois |
| Interceptions By | 6 | 9/15 vs. North Texas |
| Punts | 9 | 9/15 vs. North Texas |
| Punting Avg. | 56.8 | 9/8 at Colorado State |
| Long Punt | 70 | 9/8 at Colorado State |
| Punts Inside 20 | 5 | 9/15 vs. North Texas |

OPPONENT'S LONGEST PLAYS

| | | |
|---------------------|-----|---|
| Rush | 63 | Ke'Shawn Vaughn, 10/27 vs. Vanderbilt |
| Pass | 76 | Tagovailoa to Smith Jr., 10/6 vs. Alabama |
| Field Goal | 55 | Wyatt Bryan, 9/8 at Colorado State |
| Punt | 70 | R. Stonehouse, 9/8 at Colorado State |
| Punt Return | 90 | Keegan Brewer, 9/15 vs. North Texas |
| Kickoff Return | 100 | Jashaun Corbin, 9/29 vs. Texas A&M |
| Interception Return | 44 | Shyheim Carter, 10/6 vs. Alabama |
| Fumble Return | 6 | Johnathan Abram, 11/17 at Miss. State |

THE LAST TIME ARKANSAS . . .

RUSHING

| | |
|---|--|
| Had 500+ yards rushing | vs. South Carolina, 2007 (542) |
| Had 400+ yards rushing | at Texas Tech, 2014 (438) |
| Had 400+ yards rushing in consecutive games | at Texas Tech, 2014 (438) |
| | vs. Nicholls, 2014 (495) |
| Had 300+ yards rushing | vs. Ole Miss, 2018 (300) |
| Had 300+ yards rushing in consecutive games | at Texas Tech, 2014 (438) |
| | vs. Nicholls, 2014 (495) |
| Had 300+ yards rushing in three consecutive games | at Alabama, 2007 (301) |
| | vs. Kentucky, 2007 (338) |
| | vs. North Texas, 2007 (446) |
| Had 300+ yards rushing in four consecutive games | vs. Troy, 2007 (350) |
| | at Alabama, 2007 (301) |
| | vs. Kentucky, 2007 (338) |
| | vs. North Texas, 2007 (446) |
| Had 250+ yards rushing | vs. Ole Miss, 2018 (300) |
| Had 200+ yards rushing | vs. Vanderbilt, 2018 (207) |
| Had 200+ yards in consecutive games | vs. Coastal Carolina, 2017 (259) and at Ole Miss, 2017 (265) |
| Had 70+ rushing attempts | at Kentucky, 2003 (71) |
| Had 60+ rushing attempts | at Texas Tech, 2014 (68) |
| Had 50+ rushing attempts | vs. Tulsa, 2018 (53) |
| Had 7+ rushing TDs | at Texas Tech, 2014 (7) |
| Had 6+ rushing TDs | vs. UT Martin, 2015 (6) |
| Had 6+ rushing TDs in consecutive games | vs. Nicholls, 2014 (6) |
| | at Texas Tech, 2014 (7) |
| Had 5+ rushing TDs | at Mississippi State, 2016 (5) |
| Had 5+ rushing TDs in consecutive games | vs. Nicholls, 2014 (6) |
| | at Texas Tech, 2014 (7) |
| Had 4+ rushing TDs | vs. Missouri, 2017 (4) |
| Had 4+ rushing TDs in consecutive games | vs. UT Martin, 2015 (6) and vs. Auburn, 2015 (4) |
| Had 3+ rushing TDs | vs. Missouri, 2017 (4) |
| Had 3+ rushing TDs in consecutive games | vs. Texas A&M, 2017 (3) and vs. New Mexico State, 2017 (3) |
| Had 3+ rushing TDs in three straight games | at Texas Tech, 2014 (7) |
| | vs. NIU, 2014 (3) |
| | vs. Texas A&M, 2014 (3) |
| Had 2+ players with 100 yards rushing | at Mississippi State, 2016 (Williams III - 205, Whaley - 112) |
| Had 3+ players with 100 yards rushing | vs. North Texas, 2007 (McFadden - 138, Jones - 132, Barnett - 105) |

PASSING

| | |
|------------------------------------|----------------------------------|
| Had 500+ yards passing | vs. Texas A&M, 2011 (510) |
| Had 400+ yards passing | vs. Alabama, 2016 (400) |
| Had 300+ yards passing | vs. Eastern Illinois, 2018 (353) |
| Had 200+ yards passing | vs. Alabama, 2018 (233) |
| Had 50+ pass attempts | vs. Toledo, 2015 (53) |
| Had 40+ pass attempts | vs. Alabama, 2018 (40) |
| Had 30+ pass attempts | at Mississippi State, 2018 (35) |
| Had 30+ pass completions | vs. Mississippi State, 2015 (30) |
| Had 25+ pass completions | vs. Alabama, 2018 (26) |
| Had 20+ pass completions | vs. Alabama, 2018 (26) |
| Had fewer than 10 pass completions | vs. TCU, 2017 (9) |
| Had 7+ passing TDs | vs. Mississippi State, 2015 (7) |
| Had 6+ passing TDs | vs. Mississippi State, 2015 (7) |
| Had 5+ passing TDs | vs. Mississippi State, 2015 (7) |
| Had 4+ passing TDs | vs. Eastern Illinois, 2018 (4) |
| Had 3+ passing TDs | vs. Alabama, 2018 (3) |
| Had 4+ passes intercepted | vs. North Texas, 2018 (6) |
| Had 3+ passes intercepted | vs. North Texas, 2018 (6) |

RECEIVING

| | |
|--|--|
| Had two players with 100 yards receiving | at Ole Miss, 2015 (Morgan - 122, Reed - 105) |
| Had 10+ different receivers catch a pass | vs. Alabama, 2018 (10) |
| Had 9+ different receivers catch a pass | vs. Alabama, 2018 (10) |
| Had 8+ different receivers catch a pass | vs. LSU, 2018 (8) |
| Had multiple players catch 7+ passes in a game | vs. Mississippi State, 2015 (2) |
| | (Morgan - 7 & Henry - 7) |

COMBINATION OFFENSE

| | |
|--|--|
| Had one 300-yard passer and one 100-yard rusher in a game | at Missouri, 2016 |
| | (Allen - 346 pass & Williams III - 117 rush) |
| Had one 300-yard passer and one 200-yard rusher in a game | at Mississippi State, 2016 |
| | (Allen - 303 pass & Williams III - 205 rush) |
| Had one 100-yard receiver and one 100-yard rusher in a game | at Missouri, 2016 |
| | (Hatcher - 106 receiving & Williams III - 117 rush) |
| Had one 100-yard receiver and one 100-yard rusher in consecutive games | at Missouri, 2016 |
| | (Hatcher - 106 receiving & Williams III - 117 rush) |
| Had one 200-yard rusher and one 100-yard receiver in a game | vs. South Carolina, 2006 |
| | (McFadden - 219 rushing & Monk - 192 receiving) |
| Had one 150-yard rusher and one 150-yard receiver in a game | vs. Texas A&M, 2015 |
| | (Collins - 151 rushing & Morgan - 155 receiving) |
| Had four different receivers catch a touchdown pass | at Mississippi State, 2015 |
| | (Sprinkle - 3, Henry - 2, Morgan - 1, Cornelius - 1) |
| Had two 100-yard rushers | at Mississippi State, 2015 |
| | (Williams III - 205 & Whaley - 112) |
| Had two 100-yard rushers in consecutive games | at Texas Tech, 2014 (Collins - 145 & Williams - 212) |
| | vs. Nicholls, 2014 (Collins - 143 & Williams - 131) |

| | |
|---|---|
| Had a 200-yard rusher and a 100-yard rusher in a game | at Mississippi State, 2015 |
| | (Williams III - 205 & Whaley - 112) |
| Had two 150-yard rushers in a game | vs. South Carolina, 2007 |
| | (McFadden - 321 & Jones - 166) |
| Had three 100-yard rushers in a game | vs. North Texas, 2007 |
| | (McFadden - 138, Jones - 132 & Barnett - 105) |
| Had two 100-yard receivers in a game | at Ole Miss, 2015 |
| | (Morgan - 122 & Reed - 105) |

TOTAL OFFENSE

| | |
|---|----------------------------------|
| Had 700+ yards total offense | vs. North Texas, 2007 (713) |
| Had 600+ yards total offense | at Mississippi State, 2016 (663) |
| Had 550+ yards total offense | at Mississippi State, 2016 (663) |
| Had 500+ yards total offense | vs. Coastal Carolina, 2017 (523) |
| Had 400+ yards total offense | vs. Vanderbilt, 2018 (447) |
| Had 500+ yards total offense in consecutive games | at Mississippi State, 2016 (661) |
| | at Missouri, 2016 (503) |
| Had 85+ plays total offense | at Missouri, 2016 (85) |
| Had 80+ plays total offense | at Ole Miss, 2017 (83) |
| Had 75+ plays total offense | vs. North Texas, 2018 (75) |

SCORING

| | |
|---|---|
| Scored 70+ points | vs. Nicholls, 2014 (73) |
| Scored 60+ points | vs. UT Martin, 2015 (63) |
| Scored 50+ points | vs. Eastern Illinois, 2018 (55) |
| Scored 40+ points | vs. Eastern Illinois, 2018 (55) |
| Scored 30+ points | vs. Vanderbilt, 2018 (31) |
| Scored 40+ points in three consecutive games | vs. Auburn, 2015 (54) |
| | vs. UT Martin, 2015 (63) |
| | at Ole Miss, 2015 (53) |
| Scored 30+ points in five consecutive games | vs. Auburn, 2015 (54) |
| | vs. UT Martin, 2015 (63) |
| | at Ole Miss, 2015 (53) |
| | at LSU, 2015 (31) |
| | vs. Mississippi State, 2015 (50) |
| Scored 40+ points in a half | vs. Nicholls, 2014 (56) |
| Scored 30+ points in a half | at Eastern Illinois, 2018 (38) |
| Scored 35+ points in a quarter | vs. Nicholls, 2014 (35) |
| Scored 28+ points in a quarter | vs. Eastern Illinois, 2018 (2nd-28) |
| Scored 50+ points in consecutive games | at Ole Miss, 2015 (53) |
| | vs. UT Martin, 2015 (63) |
| Scored 50+ points in three consecutive games | vs. Auburn, 2015 (54) |
| | at Ole Miss, 2015 (53) |
| | vs. UT Martin, 2015 (63) |
| Scored 50+ points in consecutive SEC games | vs. Auburn, 2015 (54) |
| | at Ole Miss, 2015 (53) |
| Both teams combined for 100+ points | at Mississippi State, 2016 (W, 58-42) |
| Allowed 60+ points | vs. Alabama, 2018 (65) |
| Allowed 50+ points | at Mississippi State, 2018 (52) |
| Allowed 40+ points | at Mississippi State, 2018 (52) |
| Allowed 30+ points | at Mississippi State, 2018 (52) |
| Was held scoreless | at Alabama, 2013 (52-0) |
| Was held scoreless at Donald W. Reynolds Razorback Stadium | vs. Alabama, 2012 (52-0) |
| Was held scoreless on the road | at Alabama, 2013 (52-0) |
| Was held scoreless at a neutral site | vs. Ole Miss, 1959 (28-0) |
| Won a game without a rushing TD | vs. Kansas State, 2011 |
| Won a game without a passing TD | vs. Missouri, 2015 |
| Won a game in the last 25 seconds of regulation with a TD | at Georgia, 2010 |
| Won a game in the last 25 seconds of regulation with a field goal | at Ole Miss, 2017 |
| Held opponent scoreless | vs. Tulsa, 2018 (23-0) |
| Held opponent scoreless at Donald W. Reynolds Razorback Stadium | vs. Tulsa, 2018 (23-0) |
| Held opponent scoreless on the road | at South Carolina, 2002 (23-0) |
| Held opponent without a touchdown | vs. Tulsa, 2018 (23-0) |
| Held opponent without an offensive touchdown | vs. Tulsa, 2018 (23-0) |
| Held two opponents scoreless in one season | vs. LSU, 2014 (17-0) |
| | vs. Ole Miss, 2014 (30-0) |
| Held three opponents scoreless in one season | vs. Tulsa, 1982 (38-0) |
| | vs. TCU, 1982 (35-0) |
| | vs. Texas A&M, 1982 (35-0) |
| Held an opponent scoreless in consecutive games | vs. LSU, 2014 (17-0) |
| | vs. Ole Miss, 2014 (30-0) |
| Held an SEC opponent scoreless | vs. Ole Miss, 2014 (30-0) |
| Held an SEC opponent scoreless in consecutive games | vs. LSU, 2014 (17-0) |
| | vs. Ole Miss, 2014 (30-0) |
| | vs. LSU, 2014 (17-0) |
| | vs. Ole Miss, 2014 (30-0) |
| Scored on the first offensive play of the game | vs. Nicholls, 2014 (Hatcher - 82-yard rush) |
| Scored on the first offensive series of the game | vs. Ole Miss, 2018 (Limpert - 43-yd FG) |
| Scored a two-point conversion passing | vs. Coastal Carolina, 2017 (Cole Kelley to Jeremy Patton) |
| Scored a two-point conversion rushing | at Mississippi State, 2016 (Keon Hatcher rush) |
| Had three players with 2 TDs in a game | vs. Eastern Michigan, 2009 (Green - 2, Davis - 2 & Adams - 2) |

THE LAST TIME ARKANSAS...

DEFENSE

Held opponent to 10 or fewer first downs: vs. Florida A&M, 2017 (9)
 Held opponent to 0 or fewer yards rushing: vs. Wisconsin, 2007 (-5)
 Held opponent to 25 or fewer yards rushing: vs. New Mexico State, 2017 (11)
 Held opponent to 50 or fewer yards rushing: at Colorado State, 2018 (40)
 Held opponent to 50 or fewer yards passing: vs. Vanderbilt, 2010 (36)
 Held opponent to 100 or fewer yards rushing: vs. North Texas, 2018 (95)
 Held opponent to 100 or fewer yards passing: vs. Florida A&M, 2017 (95)
 Held opponent to 200 or fewer yards total offense: vs. Florida A&M, 2017 (175)
 Held opponent to 250 or fewer yards total offense: at Auburn, 2018 (225)
 Held opponent to 300 or fewer yards total offense: vs. Tulsa, 2018 (260)
 Intercepted 5+ passes: vs. Florida International, 2007 (5)
 Intercepted 4+ passes: vs. Mississippi State, 2007 (4)
 Intercepted 3+ passes: vs. Ole Miss, 2014 (3)
 Scored a safety: vs. Toledo, 2015
 Recorded 8+ sacks: at Auburn, 2012 (8)
 Recorded 6+ sacks: vs. Tulsa, 2018 (6)
 Recorded 5+ sacks: vs. Tulsa, 2018 (6)
 Recorded 4+ sacks: vs. Tulsa, 2018 (6)
 Had 3 players with 10+ tackles: vs. LSU, 2018
 DeJon Harris (12), Dre Greenlaw (12), Santos Ramirez (10)

SPECIAL TEAMS

Returned a punt for a TD: vs. Kansas State, 2011 (Adams - 51 yards)
 Returned two punts for TDs: vs. Missouri State, 2011 (Adams - 61 yards, 69 yards)
 Returned a blocked punt for a TD: vs. Eastern Michigan, 2009 (Armbrust - 1 yard)
 Returned a kickoff for a TD: vs. Auburn, 2017 (Warren - 100)
 Returned a game-opening kickoff for a TD: vs. Northern Illinois, 2014 (Marshall - 97)
 Returned a season-opening kickoff for a TD: vs. Missouri State, 2009 (D. Johnson - 91 yards)
 Returned a blocked FG for a TD: at Mississippi State, 2004 (Brown - 76 yards)
 Blocked one punt: at Alabama, 2015 (Sprinkle)
 Punted 10+ times: at Auburn, 2016 (10)
 Did not punt: vs. Alcorn State, 2016
 Blocked a field goal vs. Alcorn State, 2016 (Dan Skipper)
 Had a punt blocked: at Auburn, 2018 (Jordyn Peters)
 Scored on a fake punt vs. Texas A&M, 2014 (Sam Irwin-Hill - 51 yard rush)
 Scored on a fake field goal vs. UAB, 2014 (Sebastian Tretola 6 yard pass to Alan D'Appollonio)
 Had a field goal blocked: vs. Kansas State, 2015/16 (Marquel Bryant)
 Blocked a PAT kick: vs. Eastern Illinois, 2018 (Bumper Pool)
 Missed a kicking PAT: at Alabama, 2017 (Connor Limpert)
 Had a kicking PAT blocked: vs. Georgia, 2014 (Ray Drew)

MISCELLANEOUS

Had 35+ first downs at Ole Miss, 2015 (35)
 Had 30+ first downs: vs. Kansas State, 2015 (30)
 Had 20+ first downs: vs. Vanderbilt, 2018 (21)
 Had 20+ passing first downs: vs. Mississippi State, 2015 (21)
 Had 20+ rushing first downs: at Texas Tech, 2014 (24)
 Had 15+ penalties: vs. Air Force, 1975 (17)
 Had 10+ penalties: vs. North Texas, 2018 (10)
 Had 100+ yards in penalties: vs. Texas A&M, 2011 (112)
 Had 35 minutes+ of possession time: vs. Tulsa, 2018 (35:26)
 Was involved in an overtime game: vs. Texas A&M, 2017 (L, 50-43)
 Defeated a ranked opponent vs. No. 10 Florida, 2016 (31-10)
 Defeated a ranked opponent on the road at No. 15 TCU, 2016 (41-38)
 Defeated ranked opponents in consecutive games at No. 18 Ole Miss, 2015 (53-52, OT)
 at No. 9 LSU, 2015 (31-14)
 Won game on final offensive play: at Ole Miss, 2017 (34-yard field goal)
 Zero sacks allowed in a game: vs. Tulsa, 2018
 Zero sacks allowed in consecutive games: vs. Toledo, 2015
 vs. Texas Tech, 2015
 Zero sacks allowed in three consecutive games: vs. UTEP, 2015
 vs. Toledo, 2015
 vs. Texas Tech, 2015
 Came back from 15+ points down to win: at Ole Miss, 2017 (down 24 - won 38-37)
 Recorded more points than plays: vs. UT Martin, 2015 (63 points, 56 plays)

THE LAST TIME AN ARKANSAS PLAYER . . .

RUSHING

| | |
|--|---|
| Rushed 40+ times: | DeCori Birmingham at Kentucky, 2003 (40) |
| Rushed 35+ times: | Michael Smith at Kentucky, 2008 (35) |
| Rushed 30+ times: | Alex Collins vs. Missouri, 2015 (30) |
| Rushed 25+ times: | Devwah Whaley at Colorado State, 2018 (26) |
| Rushed for 300+ yards: | Darren McFadden vs. South Carolina, 2007 (321) |
| Rushed for 250+ yards: | Darren McFadden vs. South Carolina, 2007 (321) |
| Rushed for 200+ yards: | Rawleigh Williams III at Mississippi State, 2016 (205) |
| Rushed for 175+ yards: | Rawleigh Williams III at Mississippi State, 2016 (205) |
| Rushed for 150+ yards: | Devwah Whaley at Colorado State, 2018 (165) |
| Rushed for 125+ yards: | Devwah Whaley at Colorado State, 2018 (165) |
| Rushed for 100+ yards: | Rakeem Boyd vs. Vanderbilt, 2018 (113) |
| Rushed for 100+ yards as a true freshman in his first career game: | Chase Hayden vs. Florida A&M, 2017 (120) |
| Rushed for 100+ yards (quarterback): | Matt Jones vs. Ole Miss, 2004 (126) |
| Rushed for 150+ yards in consecutive games: | Alex Collins at Texas Tech, 2015 (170) vs. Texas A&M, 2015 (151) at Tennessee, 2015 (154) |
| Rushed for 100+ yards in consecutive games: | Rakeem Boyd vs. Alabama, 2018 (102) vs. Ole Miss, 2018 (109) |
| Rushed for 5+ touchdowns: | Alex Collins vs. UT Martin, 2015 (5) |
| Rushed for 4+ touchdowns: | Rawleigh Williams III at Mississippi State, 2016 (4) |
| Rushed for 3+ touchdowns: | Rawleigh Williams III at Mississippi State, 2016 (4) |
| Rushed for 3+ touchdowns (quarterback): | Matt Jones vs. New Mexico State, 2003 (3) |
| Rushed for 2+ touchdowns: | David Williams vs. Missouri, 2017 (2) |
| Had three players rush for touchdowns: | Hammonds (1), Whaley (1), Cantrell (1) and Kelley (1) vs. Coastal Carolina, 2017 |
| Had four players rush for touchdowns: | Hammonds (1), Whaley (1), Cantrell (1) and Kelley (1) vs. Coastal Carolina, 2017 |
| Had a run of 80+ yards: | T.J. Hammonds vs. Coastal Carolina, 2017 (88) |
| Had a run of 70+ yards: | T.J. Hammonds vs. Coastal Carolina, 2017 (88) |
| Had a run of 60+ yards: | Rakeem Boyd vs. Ole Miss, 2018 (69) |
| Had a run of 50+ yards: | Rakeem Boyd vs. Ole Miss, 2018 (69) |
| Had multiple players with a run of 50+ yards: | Rawleigh Williams III (72) & Devwah Whaley (50) at Mississippi State, 2016 |

PASSING

| | |
|---|--|
| Passed for 500+ yards: | Tyler Wilson vs. Texas A&M, 2011 (510) |
| Passed for 450+ yards: | Tyler Wilson vs. Texas A&M, 2011 (510) |
| Passed for 400+ yards: | Austin Allen vs. Alabama, 2016 (400) |
| Passed for 300+ yards: | Austin Allen vs. Missouri, 2017 (313) |
| Passed for 250+ yards: | Ty Storey vs. Eastern Illinois, 2018 (261) |
| Passed for 200+ yards: | Ty Storey vs. LSU, 2018 (200) |
| Attempted 50+ passes: | Brandon Allen vs. Toledo, 2015 (53) |
| Attempted 45+ passes: | Austin Allen vs. Alabama, 2016 (48) |
| Attempted 35+ passes: | Ty Storey vs. LSU, 2018 (38) |
| Attempted 30+ passes: | Ty Storey vs. LSU, 2018 (38) |
| Completed 20+ passes: | Ty Storey vs. Vanderbilt, 2018 (23) |
| Threw 4+ touchdown passes: | Brandon Allen vs. Mississippi State, 2015 (7) |
| Threw 3+ touchdown passes: | Ty Storey vs. Eastern Illinois, 2018 (3) |
| Threw 2+ touchdown passes: | Ty Storey vs. LSU, 2018 (2) |
| Threw 2+ touchdown passes in consecutive games: | Austin Allen vs. Texas A&M, 2017 (2) vs. New Mexico State, 2017 (3) |
| Threw 5+ interceptions: | Lamar McHan at SMU, 1951 (5) |
| Threw 4+ interceptions: | Cole Kelley vs. North Texas, 2018 (4) |
| Threw 3+ interceptions: | Cole Kelley vs. North Texas, 2018 (4) |
| Completed pass for 90+ yards: | Matt Jones at Tennessee, 2002 (92) |
| Completed pass for 80+ yards: | Tyler Wilson vs. Rutgers, 2012 (80) |
| Completed pass for 70+ yards: | Austin Allen vs. Texas State, 2016 (73) |
| Completed pass for 60+ yards: | Cole Kelley at Colorado State, 2018 (64) |
| Completed pass for 50+ yards: | Cole Kelley at Colorado State, 2018 (64) |

RECEIVING

| | |
|--|---|
| Caught 10+ passes: | Cobi Hamilton vs. LSU, 2012 (10) |
| Caught 9+ passes: | Drew Morgan at Ole Miss, 2015 (9) |
| Caught 8+ passes: | Jonathan Nance at South Carolina, 2017 (8) |
| Caught 7+ passes: | Cheyenne O'Grady vs. Alabama, 2018 (7) |
| Caught 10+ passes in consecutive games: | Cobi Hamilton vs. Tulsa, 2012 (11) vs. Ole Miss, 2012 (12) |
| Had 300+ yards receiving: | Cobi Hamilton vs. Rutgers, 2012 (303) |
| Had 200+ yards receiving: | Cobi Hamilton vs. Rutgers, 2012 (303) |
| Had 175+ yards receiving: | Cobi Hamilton vs. Tulsa, 2012 (177) |
| Had 150+ yards receiving: | Drew Morgan vs. Texas A&M, 2015 (155) |
| Had 100+ yards receiving: | Jordan Jones vs. Eastern Illinois, 2018 (132) |
| Had 100+ yards receiving in consecutive games: | Jordan Jones vs. Missouri, 2017 (122) vs. Eastern Illinois, 2018 (132) |
| Had 100+ yards receiving (tight end): | Hunter Henry vs. Mississippi State, 2015 (129) |
| Caught 3+ TD passes: | Jeremy Sprinkle vs. Mississippi State, 2015 (3) |
| Caught 2+ TD passes: | Cheyenne O'Grady vs. LSU, 2018 (2) |
| Caught 2+ TD passes (tight end): | Cheyenne O'Grady vs. LSU, 2018 (2) |
| 2+ tight ends caught TD passes: | Hunter Henry (2) & Jeremy Sprinkle (3) vs. Mississippi State, 2015 |

TOTAL OFFENSE

| | |
|---|--|
| Had 450+ yards total offense: | Tyler Wilson vs. Texas A&M, 2011 (481) |
| Had 400+ yards total offense: | Brandon Allen vs. Mississippi State, 2015 (411) |
| Had 350 yards+ total offense: | Austin Allen vs. Alabama, 2016 (390) |
| Had 300 yards+ total offense: | Austin Allen vs. Missouri, 2017 (307) |
| Had 100 yards both passing and rushing: | Matt Jones vs. Ole Miss, 2004 (Rushing - 126, Passing - 108) |

SCORING

| | |
|---------------------------------------|--|
| Accounted for 5+ touchdowns: | Rawleigh Williams III at Mississippi State, 2016 (5) |
| Accounted for 4+ touchdowns: | Ty Storey vs. Eastern Illinois, 2018 (4) |
| Accounted for 3+ touchdowns: | Ty Storey vs. Eastern Illinois, 2018 (4) |
| Scored 4+ touchdowns: | Rawleigh Williams III at Mississippi State, 2016 (5) |
| Scored 3+ touchdowns: | Rawleigh Williams III at Mississippi State, 2016 (5) |
| Scored 2+ touchdowns: | Cheyenne O'Grady (2) vs. Alabama, 2018 (2) |
| Multiple players score 2+ touchdowns: | Chase Hayden (2) and Jonathan Nance (2) vs. New Mexico State, 2017 |

DEFENSE

| | |
|---|--|
| Intercepted 3+ passes: | Michael Grant vs. Louisiana-Monroe, 2006 (3) |
| Intercepted 2+ passes: | Dre Greenlaw vs. Texas A&M, 2018 (2) |
| Recovered 2+ fumbles: | Chevin Calloway vs. Eastern Illinois, 2018 (2) |
| Forced 2+ fumbles: | McTelvin Agim at Colorado State, 2018 (2) |
| Recorded 5+ sacks: | Wayne Martin vs. Ole Miss, 1988 (5.0) |
| Recorded 3+ sacks: | Chris Smith vs. Southern Miss, 2013 (3.0-22) |
| Recorded 2+ sacks: | McTelvin Agim vs. Tulsa, 2018 (2.0-11) |
| Recorded 5+ tackles for loss: | Jermaine Brooks vs. Auburn, 2001 (5-16) |
| Recorded 3+ tackles for loss: | McTelvin Agim vs. Tulsa, 2018 (3.5-18) |
| Recorded 20+ tackles: | Jerry Franklin at Mississippi State, 2010 (20) |
| Recorded 10+ tackles: | Santos Ramirez at Mississippi State, 2018 (10) |
| Recorded 10+ tackles in back-to-back games: | Santos Ramirez vs. LSU (10) at Mississippi State (11) |
| Recorded 10+ tackles in three straight games: | DeJon Harris vs. Texas A&M, 2018 (16) vs. Alabama, 2018 (11) vs. Ole Miss, 2018 (13) |
| Recorded 15+ tackles in back-to-back games: | Tony Bua vs. Kentucky, 2003 (15) vs. South Carolina, 2003 (19) |
| Recorded 15+ tackles twice in one season: | Brooks Ellis vs. Alabama, 2015 (15) vs. Mississippi State, 2015 (15) |
| Returned an interception for a touchdown: | Santos Ramirez vs. Florida, 2016 |
| Returned a fumble for a touchdown: | Briston Guidry (1) vs. Eastern Illinois, 2018 |

SPECIAL TEAMS

| | |
|------------------------------------|---|
| Scored 10+ points kicking: | Connor Limpert vs. Eastern Illinois, 2018 (13) |
| Made 5+ field goals: | Kendall Trainor vs. Texas A&M, 1988 (5) |
| Made 4+ field goals: | Connor Limpert vs. Ole Miss, 2018 (4) |
| Made two field goals of 50+ yards: | Steve Little vs. Oklahoma State, 1976 (53 & 57) |
| Made one field goal of 50+ yards: | Connor Limpert vs. North Texas, 2018 (54) |
| Kicked a punt of 70+ yards: | Sam Irwin-Hill vs. South Carolina, 2013 (79) |
| Kicked a punt of 60+ yards: | Reid Bauer vs. Ole Miss, 2018 (64) |
| Punted 10+ times: | Toby Baker at Auburn, 2016 (10) |
| Totaled 175+ kick return yards: | DeCori Birmingham vs. Alabama, 2002 (197) |
| Totaled 150+ kick return yards: | Dennis Johnson at Texas, 2008 (150) |
| Totaled 100+ kick return yards: | De'Vion Warren at Coastal Carolina, 2017 (104) |
| Totaled 50+ punt return yards: | D.J. Dean vs. Nicholls, 2014 (94) |

THE LAST TIME AN OPPONENT ...

RUSHING

| | |
|---------------------------|----------------------------------|
| Had 500+ yards rushing: | at Auburn, 2016 (543) |
| Had 400+ yards rushing: | at Auburn, 2016 (543) |
| Had 300+ yards rushing: | Auburn, 2017 (345) |
| Had 200+ yards rushing: | at Mississippi State, 2018 (287) |
| Had 70+ rushing attempts: | at Mississippi State, 2010 (70) |
| Had 60+ rushing attempts: | Missouri, 2017 (60) |
| Had 50+ rushing attempts: | Missouri, 2017 (60) |
| Had 7+ rushing TDs: | at Auburn, 2016 (7) |
| Had 6+ rushing TDs: | at Auburn, 2016 (7) |
| Had 5+ rushing TDs: | Auburn, 2017 (5) |
| Had 4+ rushing TDs: | Vanderbilt, 2018 (4) |

PASSING

| | |
|---------------------------|--------------------------------|
| Had 500+ yards passing: | Mississippi State, 2015 (508) |
| Had 400+ yards passing: | Missouri, 2017 (448) |
| Had 300+ yards passing: | Ole Miss, 2018 (387) |
| Had 200+ yards passing: | Ole Miss, 2018 (387) |
| Had 60+ pass attempts: | Louisiana-Monroe, 2012 (68) |
| Had 50+ pass attempts: | at Colorado State, 2018 (50) |
| Had 40+ pass attempts: | North Texas, 2018 (46) |
| Had 30+ pass attempts: | Ole Miss, 2018 (35) |
| Had 40+ pass completions: | Louisiana-Monroe, 2012 (42) |
| Had 30+ pass completions: | at Colorado State, 2018 (32) |
| Had 25+ pass completions: | Ole Miss, 2018 (26) |
| Had 20+ pass completions: | Ole Miss, 2018 (26) |
| Had 5+ passing TDs: | at Mississippi State, 2018 (5) |
| Had 4+ passing TDs: | at Mississippi State, 2018 (5) |
| Had 3+ passing TDs: | at Mississippi State, 2018 (5) |

RECEIVING

| | |
|---|---|
| Had two players with 100-yards receiving in a game: | Alabama, 2018 (Jerry Jeudy, 135 - Irv Smith Jr., 123) |
| Had 4+ players catch 5+ passes: | at TCU, 2016 (Kyle Hicks - 8, K. Turpin - 7, Ty Slanina - 7 & Desmond White - 5) |
| Had 3+ players catch 5+ passes: | Missouri, 2017 (J'Mon Moore - 10, Al Okwuegbunam - 5, Nate Brown - 5) |
| Had 10+ players catch a pass: | UT Martin, 2015 (10) |
| Had 8+ players catch a pass: | at Mississippi State, 2018 (8) |

TOTAL OFFENSE

| | |
|-------------------------------|------------------------------------|
| Had 700+ yards total offense: | at Southern California, 2005 (736) |
| Had 650+ yards total offense: | Missouri, 2017 (696) |
| Had 600+ yards total offense: | Ole Miss, 2018 (611) |
| Had 550+ yards total offense: | Ole Miss, 2018 (611) |
| Had 500+ yards total offense: | Ole Miss, 2018 (611) |
| Had 400+ yards total offense: | at Mississippi State, 2018 (475) |
| Had 100+ plays total offense: | Missouri, 2017 (102) |
| Had 90+ plays total offense: | Missouri, 2017 (102) |
| Had 80+ plays total offense: | Eastern Illinois, 2018 (81) |
| Had 75+ plays total offense: | vs. North Texas, 2018 (75) |

SCORING

| | |
|---|-----------------------------------|
| Scored 70+ points: | at Southern California, 2005 (70) |
| Scored 60+ points: | Alabama, 2018 (65) |
| Scored 50+ points: | at Mississippi State, 2018 (52) |
| Scored 40+ points: | at Mississippi State, 2018 (52) |
| Scored 30+ points: | at Mississippi State, 2018 (52) |
| Scored a two-point conversion rushing: | at LSU, 2007 |
| Scored a two-point conversion passing: | at Colorado State, 2018 |
| Failed on a two-point conversion attempt: | vs. Texas A&M, 2017 |

TURNOVERS

| | |
|---|------------------------------------|
| Had 5+ fumbles: | Eastern Illinois, 2018 (6, lost 5) |
| Had 4+ fumbles lost: | Eastern Illinois, 2018 (5) |
| Had 3+ fumbles lost: | Eastern Illinois, 2018 (5) |
| Committed 5+ turnovers: | Eastern Illinois, 2018 (5) |
| Did not commit a turnover: | Vanderbilt, 2018 |
| Intercepted 8+ Arkansas passes: | at SMU, 1951 (8) |
| Intercepted 7+ Arkansas passes: | at SMU, 1951 (8) |
| Intercepted 6+ Arkansas passes: | North Texas, 2018 (6) |
| Intercepted 5+ Arkansas passes: | North Texas, 2018 (6) |
| Intercepted 4+ Arkansas passes: | North Texas, 2018 (6) |
| Intercepted 3+ Arkansas passes: | North Texas, 2018 (6) |
| Returned an interception for a touchdown: | Alabama, 2018 |
| Returned a fumble for a touchdown: | Coastal Carolina, 2017 |

DEFENSE

| | |
|---|--------------------------------------|
| Held Arkansas to 10 or fewer first downs: | at Alabama, 2015 (10) |
| Recorded 9+ sacks: | Oklahoma, 2001 (9.0-55) |
| Recorded 8+ sacks: | Oklahoma, 2001 (9.0-55) |
| Recorded 7+ sacks: | Alabama, 2016 (7.0-53) |
| Recorded 6+ sacks: | vs. Auburn, 2017 (6.0-34) |
| Scored a safety: | at Auburn, 2008 |
| Held Arkansas to 50 or fewer yards rushing: | LSU, 2018 (16) |
| Held Arkansas to 25 or fewer yards rushing: | LSU, 2018 (16) |
| Held Arkansas to 100 or fewer yards passing: | at Texas Tech, 2014 (61) |
| Held Arkansas to 50 or fewer yards passing: | South Carolina, 2013 (30) |
| Held Arkansas to 300 or less yards total offense: | at Mississippi State, 2018 (219) |
| Held Arkansas to 200 or less yards total offense: | Alabama, 2012 (137) |
| Held Arkansas to 100 or fewer yards both rushing & passing: | Alabama, 2012 (Rush - 58, Pass - 79) |

SPECIAL TEAMS

| | |
|--|------------------------|
| Returned a punt for a TD: | North Texas, 2018 |
| Returned a kickoff for a TD: | vs. Texas A&M, 2018 |
| Punted 10+ times: | Chattanooga, 2007 (12) |
| Punted 10+ times in consecutive games: | North Texas, 2007 (10) |
| Did not punt: | Chattanooga, 2007 (12) |
| Missed a kicking PAT: | Alabama, 2018 |
| Missed two kicking PATs: | Eastern Illinois, 2018 |
| Blocked a field goal: | at LSU, 2017 |
| Blocked a punt: | Kansas State, 2015 |
| | at Auburn, 2018 |

MISCELLANEOUS

| | |
|---|---|
| Had 30+ first downs: | Ole Miss, 2018 (32) |
| Had 10+ penalties: | Missouri, 2017 (10) |
| Had 100+ yards in penalties: | North Texas, 2018 (102) |
| Had 35 minutes+ of possession time: | LSU, 2018 (35:47) |
| Had two 100-yard rushers and one 100-yard receiver: | Texas A&M, 2017 (Kellen Mond - 109 rushing, Keith Ford - 102 rushing & Christian Kirk - 110 receiving) |
| Had one 100-yard rusher and one 100-yard receiver: | at LSU, 2017 (Derrius Guice - 147 rushing & DJ Chark - 130 receiving) |
| Had one 100-yard rusher and two 100-yard receivers: | Alabama, 2018 (Damien Harris - 111 rushing, Jerry Jeudy - 135 receiving & Irv Smith Jr. - 123 receiving) |

LAST TIME AN INDIVIDUAL OPPONENT . . .

INDIVIDUAL RUSHING

Rushed 40+ times: Travis Stephens (41), Tennessee (2001)
 Rushed 35+ times: Ish Witter (39), Missouri (2017)
 Rushed 30+ times: Ish Witter (39), Missouri (2017)
 Rushed for 200+ yards: Derrius Guice (252), LSU (2016)
 Rushed for 175+ yards: Derrius Guice (252), LSU (2016)
 Rushed for 150+ yards: Ke'Shawn Vaughn (172), vs. Vanderbilt (2018)
 Rushed for 125+ yards: Ke'Shawn Vaughn (172), vs. Vanderbilt (2018)
 Rushed for 100+ yards: Aeris Williams (104), at Mississippi State (2018)
 Rushed for 4+ touchdowns: Nick Fitzgerald (4), Mississippi State (2016)
 Rushed for 3+ touchdowns: Ke'Shawn Vaughn (3), vs. Vanderbilt (2018)
 Had a run of 80+ yards: Johnathon Johnson (82), Missouri (2016)
 Had a run of 70+ yards: Damien Harris (75), Alabama (2017)
 Had a run of 60+ yards: Ke'Shawn Vaughn (63), vs. Vanderbilt (2018)
 Had a run of 50+ yards: Ke'Shawn Vaughn (63), vs. Vanderbilt (2018)

INDIVIDUAL PASSING

Passed for 500+ yards: Dak Prescott (508), Mississippi State (2015)
 Passed for 450+ yards: Dak Prescott (508), Mississippi State (2015)
 Passed for 400+ yards: Drew Lock (448), Missouri (2017)
 Passed for 300+ yards: Jordan Ta'amu (387), vs. Ole Miss (2018)
 Attempted 60+ passes: Kolton Browning (67), Louisiana-Monroe (2012)
 Attempted 50+ passes: Kenny Hill (56), TCU (2016)
 Attempted 40+ passes: Mason Fine (45), North Texas (2018)
 Completed 40+ passes: Kolton Browning (42), Louisiana-Monroe (2012)
 Completed 30+ passes: K.J. Carta-Samuels (37), at Colorado State (2018)
 Completed 20+ passes: Jordan Ta'amu (26), vs. Ole Miss (2018)
 Threw 5+ touchdown passes: Drew Lock (5), Missouri (2017)
 Threw 4+ touchdown passes: Nick Fitzgerald (4), at Mississippi State (2018)
 Threw 3+ touchdown passes: Nick Fitzgerald (4), at Mississippi State (2018)
 Completed a pass for 90+ yards: Trevor Knight (92), Texas A&M (2016)
 Completed a pass for 80+ yards: Kellen Mond (81), Texas A&M (2017)
 Completed a pass for 70+ yards: Tua Tagovailoa (76), Alabama (2018)
 Completed a pass for 60+ yards: Seth Boomer (65), vs. Tulsa (2018)

INDIVIDUAL RECEIVING

Caught 15+ passes: Willie Goshu (17), Auburn (1995)
 Caught 10+ passes: DaMarkus Lodge (10), vs. Ole Miss (2018)
 Caught 7+ passes: DaMarkus Lodge (10), vs. Ole Miss (2018)
 Had 200+ yards receiving: Jamayel Smith (208), Mississippi State (2007)
 Had 150+ yards receiving: Preston Williams (154), at Colorado State (2018)
 Had 100+ yards receiving: Justin Jefferson (117), LSU (2018)
 Caught 3+ TD passes: A. Hollins (3), Eastern Illinois (2018)
 Caught 2+ TD passes: Austin Williams (2), at Mississippi State (2018)

INDIVIDUAL TOTAL OFFENSE

Had 400+ yards total offense: Jordan Ta'amu (528; Pass - 387, Rush - 141), Ole Miss (2018)
 Had 300+ yards total offense: Jordan Ta'amu (528; Pass - 387, Rush - 141), Ole Miss (2018)
 Had 100 yards both passing and rushing: Jordan Ta'amu (528; Pass - 387, Rush - 141), Ole Miss (2018)

INDIVIDUAL SCORING

Accounted for 6+ touchdowns: Nick Fitzgerald (Mississippi State), 2016 (6)
 Accounted for 5+ touchdowns: Nick Fitzgerald (Mississippi State), 2018 (5)
 Accounted for 4+ touchdowns: Nick Fitzgerald (Mississippi State), 2018 (5)
 Scored 4+ touchdowns: Peyton Barber (Auburn), 2015 (4)
 Scored 3+ touchdowns: Derrius Guice (3), LSU (2017)

INDIVIDUAL DEFENSE

Intercepted 3+ passes: Minkah Fitzpatrick (3), Alabama (2016)
 Intercepted 2+ passes: N. Brooks, K. Muhammad (2.2), North Texas (2018)
 Recorded 3+ sacks: M. Frazier (3.0), Missouri (2016)
 Recorded 2+ sacks: L. Hamilton (2.0), North Texas (2018)

SPECIAL TEAMS

Kicked 5+ field goals: Dan Nystrom (5-5), Minnesota (2002)
 Kicked four field goals: Wyatt Bryan (4-4), at Colorado State (2018)
 Returned a punt for a TD: Keegan Brewer, North Texas (2018)
 Returned a kick for a TD: Jashaun Corbin, vs. Texas A&M (2018)

GAME 12 MISSOURI

ARKANSAS BIG PLAYS FROM SCRIMMAGE

| Opponent | Rushing | | | | | Passing | | | | |
|----------------------|-----------|----------|----------|----------|----------|-----------|-----------|----------|----------|--|
| | 10-19 | 20-29 | 30-39 | 40-49 | 50+ | 20-29 | 30-39 | 40-49 | 50+ | |
| Eastern Illinois | 2 | 0 | 0 | 0 | 0 | 0 | 1 | 3 | 1 | |
| at Colorado State | 9 | 0 | 1 | 0 | 0 | 1 | 0 | 0 | 1 | |
| North Texas | 2 | 0 | 0 | 0 | 1 | 1 | 0 | 0 | 0 | |
| at Auburn | 4 | 0 | 0 | 1 | 0 | 0 | 2 | 0 | 0 | |
| vs. Texas A&M | 2 | 1 | 0 | 0 | 0 | 3 | 1 | 0 | 0 | |
| Alabama | 2 | 0 | 2 | 0 | 0 | 2 | 1 | 0 | 0 | |
| Ole Miss | 8 | 1 | 0 | 0 | 1 | 1 | 3 | 0 | 0 | |
| Tulsa | 5 | 1 | 0 | 0 | 0 | 2 | 1 | 0 | 0 | |
| Vanderbilt | 5 | 2 | 1 | 0 | 0 | 2 | 0 | 1 | 0 | |
| LSU | 2 | 0 | 0 | 0 | 0 | 3 | 2 | 0 | 0 | |
| at Mississippi State | 4 | 0 | 1 | 0 | 0 | 0 | 0 | 1 | 0 | |
| at Missouri | | | | | | | | | | |
| TOTAL | 45 | 5 | 5 | 1 | 2 | 15 | 11 | 5 | 2 | |

OPPONENT BIG PLAYS FROM SCRIMMAGE

| Opponent | Rushing | | | | | Passing | | | | |
|----------------------|-----------|----------|----------|----------|----------|-----------|-----------|----------|----------|--|
| | 10-19 | 20-29 | 30-39 | 40-49 | 50+ | 20-29 | 30-39 | 40-49 | 50+ | |
| Eastern Illinois | 2 | 1 | 0 | 0 | 0 | 0 | 0 | 1 | 0 | |
| at Colorado State | 2 | 0 | 0 | 0 | 0 | 3 | 2 | 0 | 1 | |
| North Texas | 3 | 1 | 0 | 0 | 0 | 1 | 4 | 0 | 0 | |
| at Auburn | 3 | 0 | 0 | 0 | 0 | 0 | 0 | 1 | 0 | |
| vs. Texas A&M | 7 | 0 | 0 | 0 | 0 | 3 | 0 | 0 | 0 | |
| Alabama | 7 | 2 | 0 | 0 | 0 | 2 | 0 | 2 | 2 | |
| Ole Miss | 6 | 3 | 0 | 0 | 0 | 1 | 0 | 2 | 1 | |
| Tulsa | 6 | 0 | 0 | 0 | 0 | 0 | 1 | 0 | 1 | |
| Vanderbilt | 6 | 1 | 0 | 0 | 1 | 1 | 1 | 1 | 0 | |
| LSU | 5 | 0 | 0 | 0 | 0 | 1 | 1 | 1 | 0 | |
| at Mississippi State | 7 | 1 | 0 | 0 | 0 | 0 | 2 | 0 | 0 | |
| at Missouri | | | | | | | | | | |
| TOTAL | 54 | 9 | 0 | 0 | 1 | 12 | 11 | 8 | 5 | |

FIRST DOWN GAME LOG

| Arkansas | | | | | Opponents | | | | |
|----------------------|-----------|-----------|-----------|------------|----------------------|------------|------------|-----------|------------|
| Opponent | Rush | Pass | Penalty | Total | Opponent | Rush | Pass | Penalty | Total |
| Eastern Illinois | 5 | 13 | 0 | 18 | Eastern Illinois | 8 | 11 | 2 | 21 |
| at Colorado State | 16 | 5 | 3 | 24 | at Colorado State | 5 | 14 | 2 | 21 |
| North Texas | 4 | 12 | 4 | 20 | North Texas | 3 | 11 | 14 | 18 |
| at Auburn | 6 | 5 | 2 | 13 | at Auburn | 6 | 6 | 1 | 13 |
| vs. Texas A&M | 3 | 8 | 0 | 11 | vs. Texas A&M | 11 | 10 | 3 | 24 |
| Alabama | 7 | 12 | 3 | 22 | Alabama | 11 | 13 | 0 | 24 |
| Ole Miss | 17 | 7 | 3 | 27 | Ole Miss | 15 | 15 | 2 | 32 |
| Tulsa | 12 | 6 | 2 | 20 | Tulsa | 9 | 5 | 1 | 15 |
| Vanderbilt | 8 | 12 | 1 | 21 | Vanderbilt | 15 | 8 | 2 | 25 |
| LSU | 2 | 9 | 3 | 14 | LSU | 9 | 9 | 2 | 20 |
| at Mississippi State | 10 | 6 | 1 | 17 | at Mississippi State | 16 | 9 | 4 | 29 |
| at Missouri | | | | | at Missouri | | | | |
| TOTAL | 90 | 95 | 22 | 207 | TOTAL | 108 | 111 | 33 | 242 |

TURNOVER CHART

| Takeaways | | | | | Giveaways | | | | |
|----------------------|-----------|---------------|-----------|-----------|-----------|---------------|-----------|------------|-----------|
| Opponent | Fumbles | Interceptions | Total | Pts Off | Fumbles | Interceptions | Total | Points Off | Margin |
| Eastern Illinois | 5 | 0 | 5 | 24 | 0 | 0 | 0 | 0 | +5 |
| at Colorado State | 1 | 1 | 2 | 7 | 0 | 2 | 2 | 6 | 0 |
| North Texas | 1 | 0 | 1 | 0 | 0 | 6 | 6 | 24 | -5 |
| at Auburn | 0 | 0 | 0 | 0 | 1 | 1 | 2 | 3 | -2 |
| vs. Texas A&M | 0 | 2 | 2 | 0 | 0 | 1 | 1 | 0 | +1 |
| Alabama | 0 | 0 | 0 | 0 | 2 | 1 | 3 | 21 | -3 |
| Ole Miss | 0 | 1 | 1 | 7 | 0 | 1 | 1 | 0 | 0 |
| Tulsa | 1 | 1 | 2 | 3 | 1 | 1 | 2 | 0 | 0 |
| Vanderbilt | 0 | 0 | 0 | 0 | 0 | 2 | 2 | 14 | -2 |
| LSU | 1 | 0 | 1 | 3 | 1 | 1 | 2 | 0 | -1 |
| at Mississippi State | 1 | 0 | 1 | 3 | 2 | 1 | 3 | 14 | -2 |
| at Missouri | | | | | | | | | |
| TOTAL | 10 | 5 | 15 | 47 | 7 | 17 | 24 | 82 | -9 |

DRIVE SUPERLATIVES

Longest Drive

By No. of Plays
By No. of Yards
By Time of Possession

Arkansas

16 (74 yards, 8:19) vs. Tulsa, FG
92 (8 plays, 3:45) vs. Vanderbilt, TD
6:38 (10 plays, 33 yards) vs. Ole Miss, Punt

Opponents

15 (63 yards, 5:28) vs. Eastern Illinois, Missed FG
99 (5 plays, 1:55) vs. Alabama, TD
7:24 (2x) last (14 plays, 77 yards) vs. LSU, TD

Shortest Drive

By No. of Plays
By No. of Yards
By Time of Possession

Arkansas

1 (18x) last (0 yards, 0:08) vs. LSU, Interception
-21 (4 plays, 0:57) at Mississippi State, Fumble
0:01 (1 play, -1 yard) vs. Texas A&M, End of Half

Opponents

1 (14x) last (4 yards, 0:04) at Mississippi State, Touchdown
-19 (3 plays, 1:24) vs. Tulsa, Fumble
0:00 (1 play, 0 yards) at Auburn, Missed FG

Scoring Drive Breakdown

| Yardage | ARKANSAS | | OPPONENT | |
|---------------|-----------|-----------|-----------|-----------|
| | TD | FG | TD | FG |
| No drive | 1 | - | 5 | - |
| Neg. Yards | - | - | - | 1 |
| 0-9 | 1 | - | 2 | 3 |
| 10-19 | - | 2 | 1 | 1 |
| 20-29 | 2 | 1 | 2 | - |
| 30-39 | - | 1 | 3 | 1 |
| 40-49 | 2 | 2 | 5 | 3 |
| 50-59 | 1 | 7 | 4 | 3 |
| 60-69 | 2 | 4 | 4 | 1 |
| 70-79 | 15 | 2 | 16 | 1 |
| 80-89 | 2 | - | 4 | 1 |
| 90-99 | 2 | - | 3 | - |
| TOTALS | 29 | 19 | 48 | 15 |

Game-Opening Drives

| OPP | ARKANSAS | | | OPPONENTS | | |
|------------------|-----------|-----------|------------|-----------|-----------|------------|
| | PTS | ISTS | YDS | PTS | ISTS | YDS |
| Eastern Illinois | 0 | 0 | 9 | 3 | 1 | 16 |
| at Colorado St. | 0 | 0 | -2 | 3 | 0 | 6 |
| North Texas | 0 | 2 | 10 | 0 | 0 | 12 |
| at Auburn | 0 | 1 | 10 | 7 | 2 | 27 |
| vs. Texas A&M | 0 | 0 | 2 | 7 | 5 | 69 |
| Alabama | 0 | 2 | 34 | 7 | 1 | 76 |
| Ole Miss | 3 | 2 | 41 | 3 | 1 | 56 |
| Tulsa | 0 | 1 | 11 | 0 | 1 | 11 |
| Vanderbilt | 7 | 4 | 75 | 7 | 3 | 89 |
| LSU | 0 | 0 | -10 | 0 | 1 | 13 |
| at Miss. St. | 0 | 4 | 30 | 3 | 5 | 81 |
| at Missouri | | | | | | |
| TOTALS | 10 | 16 | 210 | 40 | 50 | 456 |

Second Half-Opening Drives

| OPP | ARKANSAS | | | OPPONENTS | | |
|------------------|-----------|-----------|------------|-----------|-----------|------------|
| | PTS | ISTS | YDS | PTS | ISTS | YDS |
| Eastern Illinois | 0 | 0 | 9 | 3 | 1 | 16 |
| at Colorado St. | 7 | 5 | 91 | 0 | 1 | 29 |
| North Texas | 0 | 2 | 29 | 3 | 4 | 72 |
| at Auburn | 3 | 2 | 68 | 0 | 0 | 7 |
| vs. Texas A&M | 3 | 2 | 46 | 0 | 1 | 11 |
| Alabama | 0 | 1 | 20 | 7 | 2 | 44 |
| Ole Miss | 3 | 4 | 55 | 7 | 2 | 79 |
| Tulsa | 0 | 0 | -3 | 0 | 0 | -1 |
| Vanderbilt | 3 | 2 | 35 | 0 | 0 | 4 |
| LSU | 0 | 0 | 8 | 0 | 0 | -8 |
| at Miss. St. | 3 | 2 | 60 | 7 | 3 | 75 |
| at Missouri | | | | | | |
| TOTALS | 22 | 20 | 318 | 27 | 14 | 328 |

Three & Out Drives

| | ARKANSAS | OPPONENT |
|----------------------|-----------------------|-----------------------|
| | THREE-&OUTS/DRIVES | THREE-&OUTS/DRIVES |
| Eastern Illinois | 3/15 (20.0%) | 2/15 (13.3%) |
| at Colorado State | 1/15 (6.7%) | 3/14 (21.4%) |
| North Texas | 3/20 (15.0%) | 7/20 (35.0%) |
| at Auburn | 6/15 (40.0%) | 4/15 (26.7%) |
| vs. Texas A&M | 7/13 (53.9%) | 1/13 (7.7%) |
| Alabama | 3/12 (25.0%) | 0/13 (0.0%) |
| Ole Miss | 0/11 (0.0%) | 0/11 (0.0%) |
| Tulsa | 1/13 (7.7%) | 3/12 (25.0%) |
| Vanderbilt | 3/12 (25.0%) | 2/13 (15.4%) |
| LSU | 5/14 (35.7%) | 3/14 (21.4%) |
| at Mississippi State | 2/11 (18.2%) | 0/12 (0.0%) |
| at Missouri | | |
| TOTALS | 34/154 (22.1%) | 25/152 (16.5%) |

ARKANSAS DRIVE CHARTS

Eastern Illinois

| Qtr. | Time | Start | Pl-Yds | TOP | Result |
|------|-------|-------|--------|------|-------------|
| 1st | 14:24 | EI35 | 6-18 | 1:41 | *FIELD GOAL |
| 1st | 09:15 | AR30 | 7-26 | 2:50 | punt |
| 1st | 04:52 | EI29 | 3-(-8) | 2:29 | punt |
| 1st | 01:46 | EI01 | 0-0 | 0:00 | *TOUCHDOWN |
| 2nd | 11:18 | AR20 | 11-80 | 3:53 | *TOUCHDOWN |
| 2nd | 07:12 | EI27 | 3-27 | 0:50 | *TOUCHDOWN |
| 2nd | 03:45 | AR15 | 3-1 | 0:47 | punt |
| 2nd | 02:22 | AR21 | 4-79 | 1:02 | *TOUCHDOWN |
| 2nd | 00:52 | AR43 | 1-57 | 0:07 | *TOUCHDOWN |
| 3rd | 15:00 | AR26 | 3-7 | 1:20 | punt |
| 3rd | 11:31 | EI05 | 2-5 | 0:37 | *TOUCHDOWN |
| 3rd | 05:51 | AR36 | 10-59 | 5:11 | *FIELD GOAL |
| 4th | 12:34 | AR05 | 4-7 | 2:32 | punt |
| 4th | 07:51 | AR28 | 8-72 | 4:03 | *TOUCHDOWN |
| 4th | 01:39 | AR28 | 3-(-7) | 0:00 | end of game |

at Colorado State

| Qtr. | Time | Start | Pl-Yds | TOP | Result |
|------|-------|-------|--------|------|--------------|
| 1st | 15:00 | AR25 | 3-(-2) | 1:03 | interception |
| 1st | 12:26 | AR25 | 4-18 | 1:07 | punt |
| 1st | 08:08 | AR27 | 14-73 | 6:06 | *TOUCHDOWN |
| 1st | 00:46 | AR27 | 5-8 | 1:44 | punt |
| 2nd | 13:41 | AR20 | 10-70 | 4:04 | *FIELD GOAL |
| 2nd | 09:08 | AR22 | 8-65 | 2:40 | *FIELD GOAL |
| 2nd | 03:00 | AR25 | 6-22 | 2:03 | interception |
| 2nd | 00:32 | AR25 | 1-(-1) | 0:32 | end of half |
| 3rd | 12:26 | AR09 | 9-91 | 3:51 | *TOUCHDOWN |
| 3rd | 07:39 | AR36 | 1-64 | 0:11 | *TOUCHDOWN |
| 3rd | 06:49 | CSU28 | 4-(-2) | 1:22 | missed fg |
| 3rd | 02:46 | AR25 | 5-25 | 3:10 | punt |
| 4th | 11:01 | AR26 | 3-2 | 1:39 | punt |
| 4th | 05:09 | AR20 | 4-(-1) | 2:31 | punt |
| 4th | 00:06 | AR28 | 1-10 | 0:06 | end of game |

OPPONENT DRIVE CHARTS

Eastern Illinois

| Qtr. | Time | Start | Pl-Yds | TOP | Result |
|------|-------|-------|---------|------|-------------|
| 1st | 15:00 | EI26 | 3-9 | 0:36 | fumble |
| 1st | 12:43 | EI25 | 10-45 | 3:28 | missed fg |
| 1st | 06:25 | EI09 | 5-20 | 1:33 | fumble |
| 1st | 02:23 | EI14 | 2-(-13) | 0:37 | fumble |
| 1st | 01:46 | EI25 | 15-63 | 5:28 | missed fg |
| 2nd | 07:25 | EI25 | 1-2 | 0:13 | fumble |
| 2nd | 06:22 | EI25 | 6-17 | 2:37 | punt |
| 2nd | 02:58 | AR47 | 2-47 | 0:36 | *TOUCHDOWN |
| 2nd | 01:20 | EI25 | 3-1 | 0:28 | punt |
| 2nd | 00:45 | EI18 | 1-(-4) | 0:45 | end of half |
| 3rd | 13:40 | EI47 | 6-18 | 2:09 | fumble |
| 3rd | 10:54 | EI15 | 14-85 | 5:03 | *TOUCHDOWN |
| 3rd | 00:40 | EI23 | 8-26 | 3:06 | punt |
| 4th | 10:02 | AR37 | 4-37 | 2:02 | *TOUCHDOWN |
| 4th | 03:48 | EI25 | 3-4 | 2:09 | punt |

at Colorado State

| Qtr. | Time | Start | Pl-Yds | TOP | Result |
|------|-------|-------|--------|------|--------------|
| 1st | 13:57 | AR43 | 4-6 | 1:31 | *FIELD GOAL |
| 1st | 11:19 | CSU17 | 6-13 | 3:11 | punt |
| 1st | 01:56 | CSU26 | 3-15 | 1:10 | interception |
| 2nd | 14:02 | CSU32 | 3-0 | 0:21 | punt |
| 2nd | 09:34 | CSU14 | 3-(-5) | 0:26 | punt |
| 2nd | 06:28 | CSU25 | 10-47 | 3:28 | *FIELD GOAL |
| 2nd | 00:57 | AR44 | 5-18 | 0:25 | *FIELD GOAL |
| 3rd | 14:54 | CSU20 | 4-26 | 2:28 | punt |
| 3rd | 08:35 | CSU25 | 3-39 | 0:56 | fumble |
| 3rd | 07:21 | CSU15 | 3-0 | 0:32 | punt |
| 3rd | 05:27 | CSU30 | 7-70 | 2:41 | *TOUCHDOWN |
| 4th | 14:36 | CSU04 | 9-96 | 3:29 | *TOUCHDOWN |
| 4th | 09:22 | CSU36 | 11-60 | 4:03 | *FIELD GOAL |
| 4th | 02:38 | CSU41 | 6-59 | 2:30 | *TOUCHDOWN |

ARKANSAS DRIVE CHARTS

North Texas

| Qtr. | Time | Start | Pl-Yds | TOP | Result |
|------|-------|-------|--------|------|--------------|
| 1st | 15:00 | AR20 | 5-25 | 2:05 | punt |
| 1st | 11:26 | AR23 | 1-0 | 0:07 | interception |
| 1st | 09:36 | AR22 | 8-41 | 2:47 | punt |
| 1st | 06:49 | AR23 | 2-0 | 0:50 | interception |
| 1st | 05:04 | AR30 | 6-17 | 2:54 | punt |
| 1st | 00:44 | AR39 | 7-61 | 1:36 | *TOUCHDOWN |
| 2nd | 12:22 | AR15 | 10-49 | 2:55 | *FIELD GOAL |
| 2nd | 08:00 | AR20 | 1-0 | 0:09 | interception |
| 2nd | 07:21 | AR25 | 6-55 | 1:40 | missed fg |
| 2nd | 02:55 | AR14 | 3-(-6) | 1:19 | punt |
| 2nd | 00:10 | AR25 | 1-6 | 0:10 | end of half |
| 3rd | 09:26 | AR25 | 4-29 | 1:32 | interception |
| 3rd | 06:17 | AR09 | 6-10 | 3:37 | punt |
| 3rd | 01:13 | AR07 | 3-5 | 1:23 | punt |
| 4th | 13:22 | AR17 | 4-0 | 1:49 | punt |
| 4th | 10:51 | AR08 | 4-7 | 1:28 | punt |
| 4th | 07:49 | AR20 | 1-0 | 0:07 | interception |
| 4th | 07:42 | AR27 | 3-3 | 0:57 | interception |
| 4th | 05:23 | AR01 | 3-3 | 2:19 | punt |
| 4th | 01:05 | AR32 | 1-68 | 0:12 | *TOUCHDOWN |

at Auburn

| Qtr. | Time | Start | Pl-Yds | TOP | Result |
|------|-------|-------|---------|------|--------------|
| 1st | 15:00 | AR25 | 5-15 | 2:03 | punt |
| 1st | 10:36 | AR25 | 11-53 | 3:59 | missed fg |
| 1st | 05:21 | AR28 | 3-5 | 1:44 | punt |
| 1st | 02:00 | AR36 | 1-6 | 0:14 | fumble |
| 1st | 00:21 | AR25 | 7-3 | 3:42 | punt |
| 2nd | 10:06 | AR20 | 5-20 | 2:07 | punt |
| 2nd | 04:30 | AR09 | 3-3 | 1:22 | punt |
| 2nd | 00:49 | AR25 | 5-25 | 0:49 | interception |
| 2nd | 00:00 | AR33 | 0-0 | 0:00 | end of half |
| 3rd | 13:09 | AR21 | 10-68 | 3:50 | *FIELD GOAL |
| 3rd | 09:05 | AR25 | 3-9 | 1:49 | punt |
| 3rd | 05:30 | AR09 | 3-9 | 2:01 | punt |
| 3rd | 00:47 | AR10 | 10-62 | 3:38 | downs |
| 4th | 08:18 | AR25 | 3-(-13) | 2:27 | punt |
| 4th | 03:07 | AR25 | 3-(-2) | 2:36 | punt |

vs. Texas A&M

| Qtr. | Time | Start | Pl-Yds | TOP | Result |
|------|-------|-------|--------|------|--------------|
| 1st | 14:46 | AR25 | 3-2 | 1:20 | punt |
| 1st | 08:36 | AR11 | 3-(-7) | 1:28 | punt |
| 1st | 06:26 | AR49 | 3-6 | 1:58 | punt |
| 1st | 01:43 | AR20 | 3-(-4) | 1:31 | punt |
| 2nd | 12:36 | AR25 | 7-75 | 3:01 | *TOUCHDOWN |
| 2nd | 03:24 | AR23 | 3-0 | 1:39 | punt |
| 2nd | 00:01 | AR20 | 1-(-1) | 0:01 | end of half |
| 3rd | 15:00 | AR25 | 9-46 | 3:44 | *FIELD GOAL |
| 3rd | 06:19 | AR07 | 3-4 | 2:18 | punt |
| 3rd | 02:26 | AR02 | 6-26 | 2:38 | punt |
| 4th | 09:33 | AR20 | 3-1 | 0:59 | punt |
| 4th | 05:03 | AR25 | 6-75 | 1:47 | *TOUCHDOWN |
| 4th | 01:51 | AR26 | 4-19 | 0:40 | interception |

Alabama

| Qtr. | Time | Start | Pl-Yds | TOP | Result |
|------|-------|-------|--------|------|--------------|
| 1st | 14:39 | AR25 | 9-30 | 3:48 | fumble |
| 1st | 10:01 | AR25 | 3-4 | 1:32 | punt |
| 1st | 05:38 | AR25 | 11-75 | 5:14 | *TOUCHDOWN |
| 2nd | 13:34 | AL43 | 3-42 | 1:27 | fumble |
| 2nd | 10:12 | AR25 | 7-75 | 4:03 | *TOUCHDOWN |
| 2nd | 02:49 | AR25 | 3-4 | 0:59 | punt |
| 2nd | 01:38 | AR25 | 3-7 | 1:08 | punt |
| 3rd | 15:00 | AR25 | 6-20 | 2:59 | downs |
| 3rd | 08:47 | AR25 | 11-52 | 5:21 | *FIELD GOAL |
| 4th | 13:37 | AR25 | 4-15 | 1:22 | interception |
| 4th | 12:15 | AR25 | 7-75 | 3:17 | *TOUCHDOWN |
| 4th | 01:59 | AL22 | 5-22 | 1:46 | *TOUCHDOWN |

OPPONENT DRIVE CHARTS

North Texas

| Qtr. | Time | Start | Pl-Yds | TOP | Result |
|------|-------|-------|--------|------|-------------|
| 1st | 12:55 | NT24 | 3-7 | 1:29 | punt |
| 1st | 11:19 | AR44 | 7-44 | 1:43 | *TOUCHDOWN |
| 1st | 06:49 | AR00 | 0-0 | 0:00 | *TOUCHDOWN |
| 1st | 05:59 | AR08 | 4-1 | 0:55 | *FIELD GOAL |
| 1st | 02:10 | NT12 | 3-6 | 1:26 | punt |
| 2nd | 14:08 | NT25 | 4-13 | 1:46 | punt |
| 2nd | 09:27 | NT25 | 4-29 | 1:27 | punt |
| 2nd | 07:51 | AR34 | 2-34 | 0:30 | *TOUCHDOWN |
| 2nd | 05:41 | NT20 | 8-80 | 2:46 | *TOUCHDOWN |
| 2nd | 01:36 | AR49 | 7-40 | 1:26 | *FIELD GOAL |
| 3rd | 15:00 | NT25 | 14-72 | 5:34 | *FIELD GOAL |
| 3rd | 07:54 | NT44 | 3-3 | 1:37 | punt |
| 3rd | 02:40 | AR49 | 3-4 | 1:27 | punt |
| 4th | 14:50 | NT50 | 3-7 | 1:28 | punt |
| 4th | 11:33 | NT50 | 2-42 | 0:42 | fumble |
| 4th | 09:23 | AR49 | 3-2 | 1:34 | punt |
| 4th | 07:42 | AR00 | 0-0 | 0:00 | *TOUCHDOWN |
| 4th | 06:45 | AR49 | 3-4 | 1:22 | punt |
| 4th | 03:04 | AR37 | 4-5 | 1:59 | downs |
| 4th | 00:53 | NT20 | 1-(-2) | 0:53 | end of game |

at Auburn

| Qtr. | Time | Start | Pl-Yds | TOP | Result |
|------|-------|-------|---------|------|-------------|
| 1st | 12:57 | AR27 | 7-27 | 2:21 | *TOUCHDOWN |
| 1st | 06:37 | AU22 | 3-3 | 1:16 | punt |
| 1st | 03:37 | AU45 | 5-19 | 1:37 | missed fg |
| 1st | 01:46 | AR02 | 4-1 | 1:25 | *FIELD GOAL |
| 2nd | 11:39 | AU20 | 3-9 | 1:33 | punt |
| 2nd | 07:59 | AU24 | 9-67 | 3:29 | downs |
| 2nd | 03:08 | AR09 | 4-9 | 2:19 | *TOUCHDOWN |
| 2nd | 00:00 | AR33 | 1-0 | 0:00 | missed fg |
| 3rd | 15:00 | AU25 | 3-7 | 1:51 | punt |
| 3rd | 09:05 | AR00 | 0-0 | 0:00 | *TOUCHDOWN |
| 3rd | 07:16 | AU25 | 3-6 | 1:46 | punt |
| 3rd | 03:29 | AU40 | 7-12 | 2:42 | punt |
| 4th | 12:09 | AU28 | 8-72 | 3:51 | *TOUCHDOWN |
| 4th | 05:51 | AR15 | 4-(-10) | 2:36 | *FIELD GOAL |
| 4th | 00:31 | AU38 | 1-(-2) | 0:31 | end of game |

vs. Texas A&M

| Qtr. | Time | Start | Pl-Yds | TOP | Result |
|------|-------|--------|--------|------|--------------|
| 1st | 15:00 | AR00 | 0-0 | 0:14 | *TOUCHDOWN |
| 1st | 13:26 | TAMU21 | 9-79 | 4:50 | *TOUCHDOWN |
| 1st | 07:08 | TAMU40 | 2-5 | 0:42 | interception |
| 1st | 04:28 | TAMU19 | 5-16 | 2:45 | punt |
| 1st | 00:12 | TAMU39 | 7-48 | 2:36 | *FIELD GOAL |
| 2nd | 09:35 | TAMU25 | 10-45 | 6:11 | interception |
| 2nd | 01:45 | TAMU26 | 9-55 | 1:44 | missed fg |
| 3rd | 11:16 | TAMU32 | 6-11 | 4:57 | punt |
| 3rd | 04:01 | TAMU46 | 3-4 | 1:35 | punt |
| 4th | 14:48 | TAMU27 | 12-58 | 5:15 | missed fg |
| 4th | 08:34 | TAMU39 | 7-61 | 3:31 | *TOUCHDOWN |
| 4th | 03:16 | TAMU25 | 5-18 | 1:25 | punt |
| 4th | 01:11 | TAMU26 | 2-(-2) | 1:11 | end of game |

Alabama

| Qtr. | Time | Start | Pl-Yds | TOP | Result |
|------|-------|-------|--------|------|-------------|
| 1st | 15:00 | AL24 | 1-76 | 0:21 | *TOUCHDOWN |
| 1st | 10:51 | AL45 | 2-55 | 0:50 | *TOUCHDOWN |
| 1st | 08:29 | AL24 | 8-76 | 2:51 | *TOUCHDOWN |
| 1st | 00:24 | AL34 | 4-9 | 1:50 | downs |
| 2nd | 12:07 | AL01 | 5-99 | 1:55 | *TOUCHDOWN |
| 2nd | 06:09 | AL26 | 8-74 | 3:20 | *TOUCHDOWN |
| 2nd | 01:50 | AL40 | 1-60 | 0:12 | *TOUCHDOWN |
| 2nd | 00:30 | AL33 | 2-9 | 0:30 | end of half |
| 3rd | 12:01 | AR44 | 7-44 | 3:14 | *TOUCHDOWN |
| 3rd | 03:26 | AL33 | 10-58 | 4:49 | *FIELD GOAL |
| 4th | 12:15 | AR00 | 0-0 | 0:00 | *TOUCHDOWN |
| 4th | 08:58 | AL28 | 11-72 | 6:59 | *TOUCHDOWN |
| 4th | 00:13 | AL27 | 1-(-3) | 0:13 | end of game |

ARKANSAS DRIVE CHARTS

Ole Miss

| Qtr. | Time | Start | Pl-Yds | TOP | Result |
|------|-------|-------|---------|------|--------------|
| 1st | 12:49 | AR25 | 11-50 | 5:08 | *FIELD GOAL |
| 1st | 06:25 | AR22 | 7-78 | 3:01 | *TOUCHDOWN |
| 1st | 01:35 | AR20 | 3-80 | 1:04 | *TOUCHDOWN |
| 2nd | 12:23 | AR25 | 5-75 | 1:33 | *TOUCHDOWN |
| 2nd | 07:03 | AR28 | 9-52 | 4:27 | *FIELD GOAL |
| 2nd | 00:33 | AR20 | 1-(-1) | 0:33 | end of half |
| 3rd | 15:00 | AR25 | 10-55 | 5:32 | *FIELD GOAL |
| 3rd | 07:29 | AR25 | 11-57 | 4:56 | *FIELD GOAL |
| 4th | 13:47 | AR20 | 10-33 | 6:38 | punt |
| 4th | 04:15 | AR10 | 6-23 | 2:13 | punt |
| 4th | 00:42 | AR43 | 1-(-15) | 0:13 | interception |

Tulsa

| Qtr. | Time | Start | Pl-Yds | TOP | Result |
|------|-------|-------|--------|------|--------------|
| 1st | 15:00 | AR25 | 5-11 | 2:22 | interception |
| 1st | 10:03 | AR20 | 8-29 | 4:00 | punt |
| 1st | 03:34 | AR25 | 9-60 | 4:20 | *FIELD GOAL |
| 2nd | 12:27 | AR44 | 3-5 | 1:26 | punt |
| 2nd | 08:46 | AR41 | 5-18 | 2:48 | punt |
| 2nd | 04:54 | TU49 | 8-49 | 3:29 | *TOUCHDOWN |
| 2nd | 00:04 | AR20 | 1-(-2) | 0:04 | end of half |
| 3rd | 13:33 | TU43 | 1-(-3) | 0:06 | fumble |
| 3rd | 12:03 | TU27 | 7-10 | 2:56 | *FIELD GOAL |
| 3rd | 07:01 | TU40 | 3-40 | 1:23 | *TOUCHDOWN |
| 3rd | 02:22 | AR09 | 8-41 | 4:02 | punt |
| 4th | 09:39 | AR20 | 16-74 | 8:19 | *FIELD GOAL |
| 4th | 00:11 | AR18 | 1-(-2) | 0:11 | end of game |

Vanderbilt

| Qtr. | Time | Start | Pl-Yds | TOP | Result |
|------|-------|-------|--------|------|--------------|
| 1st | 15:00 | AR25 | 9-75 | 3:05 | *TOUCHDOWN |
| 1st | 08:02 | AR25 | 6-36 | 3:57 | punt |
| 1st | 02:23 | AR39 | 3-1 | 0:58 | interception |
| 2nd | 13:46 | AR16 | 3-0 | 1:43 | punt |
| 2nd | 10:30 | AR08 | 8-92 | 3:45 | *TOUCHDOWN |
| 2nd | 05:14 | AR25 | 3-7 | 1:22 | punt |
| 2nd | 00:57 | AR16 | 8-42 | 0:57 | missed fg |
| 3rd | 12:19 | AR28 | 9-35 | 3:40 | *FIELD GOAL |
| 3rd | 01:15 | AR25 | 3-6 | 1:03 | punt |
| 4th | 11:31 | AR25 | 6-75 | 2:06 | *TOUCHDOWN |
| 4th | 04:40 | AR24 | 2-3 | 0:46 | interception |
| 4th | 01:20 | AR25 | 7-75 | 1:06 | *TOUCHDOWN |

LSU

| Qtr. | Time | Start | Pl-Yds | TOP | Result |
|------|-------|-------|---------|------|--------------|
| 1st | 15:00 | AR25 | 3-(-10) | 2:29 | punt |
| 1st | 10:46 | AR09 | 5-7 | 3:07 | punt |
| 1st | 07:30 | AR25 | 3-2 | 1:06 | punt |
| 1st | 05:33 | AR32 | 3-8 | 1:40 | punt |
| 2nd | 14:47 | AR36 | 3-(-2) | 1:59 | punt |
| 2nd | 05:24 | AR25 | 5-16 | 2:48 | punt |
| 2nd | 00:39 | AR23 | 1-15 | 0:03 | fumble |
| 2nd | 00:21 | LS33 | 4-27 | 0:21 | *FIELD GOAL |
| 3rd | 13:31 | AR24 | 3-(-8) | 1:40 | punt |
| 3rd | 09:44 | AR25 | 9-27 | 3:36 | downs |
| 3rd | 03:12 | AR25 | 5-11 | 1:27 | punt |
| 4th | 14:53 | AR24 | 8-76 | 2:16 | *TOUCHDOWN |
| 4th | 09:59 | AR10 | 1-0 | 0:08 | interception |
| 4th | 07:00 | AR25 | 6-75 | 1:33 | *TOUCHDOWN |

at Mississippi State

| Qtr. | Time | Start | Pl-Yds | TOP | Result |
|------|-------|-------|---------|------|--------------|
| 1st | 08:27 | AR25 | 9-50 | 3:43 | missed fg |
| 1st | 02:01 | AR16 | 3-(-2) | 1:40 | punt |
| 2nd | 10:28 | AR25 | 3-8 | 0:57 | punt |
| 2nd | 05:20 | AR25 | 5-11 | 2:00 | fumble |
| 2nd | 03:20 | AR30 | 13-52 | 2:48 | *FIELD GOAL |
| 3rd | 14:54 | AR26 | 7-60 | 3:35 | *FIELD GOAL |
| 3rd | 08:42 | AR25 | 4-(-21) | 0:57 | fumble |
| 3rd | 07:41 | AR25 | 11-21 | 3:22 | interception |
| 3rd | 03:02 | AR25 | 5-25 | 1:56 | downs |
| 4th | 12:52 | MS29 | 6-1 | 3:31 | downs |
| 4th | 05:20 | AR25 | 7-19 | 2:52 | punt |

OPPONENT DRIVE CHARTS

Ole Miss

| Qtr. | Time | Start | Pl-Yds | TOP | Result |
|------|-------|-------|--------|------|--------------|
| 1st | 15:00 | OM25 | 6-56 | 2:11 | *FIELD GOAL |
| 1st | 07:41 | OM25 | 4-18 | 1:16 | punt |
| 1st | 03:24 | OM25 | 5-40 | 1:49 | interception |
| 1st | 00:31 | OM25 | 9-75 | 3:08 | *TOUCHDOWN |
| 2nd | 10:50 | OM40 | 9-33 | 3:47 | missed fg |
| 2nd | 02:36 | OM23 | 10-77 | 2:03 | *TOUCHDOWN |
| 3rd | 09:28 | OM21 | 5-79 | 1:59 | *TOUCHDOWN |
| 3rd | 02:33 | OM25 | 10-64 | 3:46 | missed fg |
| 4th | 07:09 | OM16 | 10-84 | 2:54 | *TOUCHDOWN |
| 4th | 02:02 | OM03 | 7-97 | 1:20 | *TOUCHDOWN |
| 4th | 00:29 | OM42 | 1-13 | 0:29 | end of game |

Tulsa

| Qtr. | Time | Start | Pl-Yds | TOP | Result |
|------|-------|-------|---------|------|--------------|
| 1st | 12:38 | AR23 | 7-11 | 2:35 | missed fg |
| 1st | 06:03 | TU15 | 7-60 | 2:29 | missed fg |
| 2nd | 14:14 | TU25 | 5-15 | 1:47 | punt |
| 2nd | 11:01 | TU10 | 8-49 | 2:15 | downs |
| 2nd | 05:58 | TU11 | 3-2 | 1:04 | punt |
| 2nd | 01:25 | TU25 | 5-23 | 1:21 | interception |
| 3rd | 15:00 | TU10 | 3-(-1) | 1:27 | punt |
| 3rd | 13:27 | TU46 | 3-(-19) | 1:24 | fumble |
| 3rd | 09:07 | TU04 | 3-(-2) | 2:06 | punt |
| 3rd | 05:38 | TU10 | 9-34 | 3:16 | punt |
| 4th | 13:20 | TU18 | 8-37 | 3:41 | punt |
| 4th | 01:20 | TU21 | 6-61 | 1:09 | downs |

Vanderbilt

| Qtr. | Time | Start | Pl-Yds | TOP | Result |
|------|-------|-------|--------|------|-------------|
| 1st | 11:55 | VU11 | 7-89 | 3:53 | *TOUCHDOWN |
| 1st | 04:05 | VU20 | 3-(-4) | 1:42 | punt |
| 1st | 01:25 | AR42 | 6-42 | 2:39 | *TOUCHDOWN |
| 2nd | 12:03 | AR44 | 3-4 | 1:33 | punt |
| 2nd | 06:45 | VU35 | 3-65 | 1:31 | *TOUCHDOWN |
| 2nd | 03:52 | VU21 | 5-3 | 2:55 | punt |
| 2nd | 00:00 | VU30 | 0-0 | 0:00 | end of half |
| 3rd | 15:00 | VU20 | 4-4 | 2:41 | punt |
| 3rd | 08:39 | VU25 | 14-57 | 7:24 | *FIELD GOAL |
| 3rd | 00:12 | VU24 | 7-76 | 3:41 | *TOUCHDOWN |
| 4th | 09:25 | VU25 | 9-75 | 4:45 | *TOUCHDOWN |
| 4th | 03:54 | AR29 | 7-29 | 2:34 | *TOUCHDOWN |
| 4th | 00:14 | VU16 | 1-(-2) | 0:14 | end of game |

LSU

| Qtr. | Time | Start | Pl-Yds | TOP | Result |
|------|-------|-------|--------|------|-------------|
| 1st | 12:31 | LS47 | 4-13 | 1:45 | punt |
| 1st | 07:39 | AR40 | 1-40 | 0:09 | *TOUCHDOWN |
| 1st | 06:24 | LS22 | 3-4 | 0:51 | punt |
| 1st | 03:53 | LS19 | 6-3 | 4:06 | punt |
| 2nd | 12:48 | LS23 | 14-77 | 7:24 | *TOUCHDOWN |
| 2nd | 02:36 | LS13 | 6-22 | 1:57 | punt |
| 2nd | 00:36 | AR38 | 1-(-5) | 0:15 | fumble |
| 3rd | 15:00 | LS25 | 3-8 | 1:29 | punt |
| 3rd | 11:51 | LS41 | 4-59 | 2:07 | *TOUCHDOWN |
| 3rd | 06:08 | LS48 | 5-30 | 2:56 | *FIELD GOAL |
| 3rd | 01:45 | LS30 | 3-9 | 1:52 | punt |
| 4th | 12:37 | LS25 | 5-30 | 2:38 | punt |
| 4th | 09:51 | LS50 | 6-25 | 2:51 | downs |
| 4th | 05:27 | LS41 | 9-58 | 5:27 | end of game |

at Mississippi State

| Qtr. | Time | Start | Pl-Yds | TOP | Result |
|------|-------|-------|--------|------|-------------|
| 1st | 15:00 | MS17 | 14-81 | 6:33 | *FIELD GOAL |
| 1st | 04:44 | MS26 | 5-18 | 2:43 | punt |
| 1st | 00:21 | MS47 | 11-53 | 4:53 | *TOUCHDOWN |
| 2nd | 09:31 | MS28 | 8-72 | 4:11 | *TOUCHDOWN |
| 2nd | 00:00 | AR36 | 0-6 | 0:00 | fumble |
| 2nd | 00:32 | MS25 | 1-5 | 0:32 | end of half |
| 3rd | 11:19 | MS25 | 6-75 | 2:37 | *TOUCHDOWN |
| 3rd | 07:45 | AR04 | 1-4 | 0:04 | *TOUCHDOWN |
| 3rd | 04:19 | MS42 | 3-58 | 1:17 | *TOUCHDOWN |
| 3rd | 01:06 | MS50 | 6-50 | 3:02 | *TOUCHDOWN |
| 4th | 09:21 | MS28 | 8-72 | 4:01 | *TOUCHDOWN |
| 4th | 02:28 | MS22 | 3-17 | 2:28 | end of game |

GAME 12 MISSOURI

AP POLL

As of Nov. 18, 2018

| Team | Record | Points | Previous |
|----------------------|--------|--------|----------|
| 1 Alabama (61) | 11-0 | 1525 | — |
| 2 Clemson | 11-0 | 1455 | — |
| 3 Notre Dame | 11-0 | 1412 | — |
| 4 Michigan | 10-1 | 1327 | — |
| 5 Georgia | 10-1 | 1288 | — |
| 6 Oklahoma | 10-1 | 1182 | — |
| 7 Washington State | 10-1 | 1149 | 8 |
| 8 UCF | 10-0 | 1064 | 11 |
| LSU | 9-2 | 1064 | 10 |
| 10 Ohio State | 10-1 | 1019 | 9 |
| 11 Texas | 8-3 | 856 | 13 |
| 12 West Virginia | 8-2 | 822 | 7 |
| 13 Florida | 8-3 | 707 | 15 |
| 14 Utah State | 10-1 | 667 | — |
| 15 Penn State | 8-3 | 659 | 16 |
| 16 Washington | 8-3 | 631 | 17 |
| 17 Kentucky | 8-3 | 508 | 20 |
| 18 Utah | 8-3 | 491 | 21 |
| 19 Syracuse | 8-3 | 427 | 12 |
| 20 Northwestern | 7-4 | 307 | 24 |
| 21 Boise State | 9-2 | 287 | 23 |
| 22 Mississippi State | 7-4 | 260 | 25 |
| 23 Army | 9-2 | 176 | NR |
| 24 Pittsburgh | 7-4 | 129 | NR |
| 25 Iowa State | 6-4 | 123 | 18 |

Dropped from rankings: Cincinnati 19, Boston College 22

Others receiving votes: Fresno State 100, NC State 45, Cincinnati 43, Missouri 34, Texas A&M 29, Auburn 11, Stanford 8, Iowa 8, UAB 5, Houston 3, Wisconsin 2, Troy 1, Buffalo 1

AMWAY COACHES POLL

As of Nov. 18, 2018

| Team | Record | Points | Previous |
|----------------------|--------|--------|----------|
| 1 Alabama (63) | 11-0 | 1599 | — |
| 2 Clemson (1) | 11-0 | 1535 | — |
| 3 Notre Dame | 11-0 | 1470 | — |
| 4 Michigan | 10-1 | 1387 | — |
| 5 Georgia | 10-1 | 1347 | — |
| 6 Oklahoma | 10-1 | 1252 | — |
| 7 Washington State | 10-1 | 1195 | 9 |
| 8 LSU | 9-2 | 1115 | 10 |
| 9 UCF | 10-0 | 1108 | 11 |
| 10 Ohio State | 10-1 | 1091 | 8 |
| 11 Texas | 8-3 | 816 | 14 |
| 12 West Virginia | 8-2 | 766 | 7 |
| 13 Florida | 8-3 | 748 | 16 |
| 14 Penn State | 8-3 | 742 | 15 |
| 15 Utah State | 10-1 | 704 | 13 |
| 16 Washington | 8-3 | 687 | 17 |
| 17 Utah | 8-3 | 551 | 19 |
| 18 Kentucky | 8-3 | 502 | 21 |
| 19 Syracuse | 8-3 | 432 | 12 |
| 20 Mississippi State | 7-4 | 397 | 23 |
| 21 Northwestern | 7-4 | 302 | NR |
| 22 Boise State | 9-2 | 297 | 24 |
| 23 Fresno State | 9-2 | 119 | NR |
| 24 Army | 9-2 | 97 | NR |
| 25 Pittsburgh | 7-4 | 90 | NR |

Dropped from rankings: Iowa State 18, Cincinnati 20, Boston College 22, UAB 25

Others receiving votes: Iowa State 85, Cincinnati 74, Texas A&M 57, NC State 51, Wisconsin 32, Missouri 27, Boston College 22, Auburn 20, Appalachian State 18, Troy 16, Iowa 12, UAB 12, Georgia State 10, Duke 7, Oklahoma State 3, Virginia 2, Georgia Southern 1, Buffalo 1, South Carolina 1

CFB PLAYOFF POLL

As of Nov. 13, 2018

| Team | Record | Previous |
|----------------------|--------|----------|
| 1 Alabama | 10-0 | — |
| 2 Clemson | 10-0 | — |
| 3 Notre Dame | 10-0 | — |
| 4 Michigan | 9-1 | — |
| 5 Georgia | 9-1 | — |
| 6 Oklahoma | 9-1 | — |
| 7 LSU | 8-2 | — |
| 8 Washington State | 9-1 | — |
| 9 West Virginia | 8-1 | — |
| 10 Ohio State | 9-1 | — |
| 11 UCF | 9-0 | 12 |
| 12 Syracuse | 8-2 | 13 |
| 13 Florida | 7-3 | 15 |
| 14 Penn State | 7-3 | 20 |
| 15 Texas | 7-3 | 19 |
| 16 Iowa State | 6-3 | 22 |
| 17 Kentucky | 7-3 | 11 |
| 18 Washington | 7-3 | 25 |
| 19 Utah | 7-3 | NR |
| 20 Boston College | 7-3 | 17 |
| 21 Mississippi State | 6-4 | 16 |
| 22 Northwestern | 6-4 | NR |
| 23 Utah State | 9-1 | NR |
| 24 Cincinnati | 9-1 | NR |
| 25 Boise State | 8-2 | NR |

Dropped from rankings: NC State 14, Michigan State 18, Iowa 21, Fresno State 23, Auburn 24

ALPHABETICAL ROSTER

| No. | Name | Pos. |
|-----|---------------------|------|
| 68 | Kirby Adcock | OL |
| 3 | McTelvin Agim | DL |
| 19 | Courtne Alexander | DL |
| 84 | Peyton Ausley | WR |
| 28 | Reid Bauer | P |
| 86 | Jamario Bell | DL |
| 35 | Matt Berry | DB |
| 15 | LaDarrius Bishop | DB |
| 45 | Simeon Blair | DB |
| 21 | Montaric Brown | DB |
| 5 | Rakeem Boyd | RB |
| 1 | Chevin Calloway | DB |
| 44 | Austin Cantrell | TE |
| 54 | Austin Capps | OL |
| 46 | Damani Carter | DL |
| 39 | Colton Chapin | DB |
| 66 | Ty Clary | OL |
| 57 | Shane Clenin | OL |
| 54 | Terrell Collins | LB |
| 1 | Jared Cornelius | WR |
| 82 | Gary Cross | WR |
| 2 | Kamren Curl | DB |
| 32 | Jordon Curtis | DB |
| 22 | Deon Edwards | LB |
| 86 | Tobias Enlow | WR |
| 99 | Billy Ferrell | DL |
| 17 | Joseph Foucha | DB |
| 51 | Hjalte Froholdt | OL |
| 48 | Nicholas Fulwider | DL |
| 73 | Noah Gatlin | OL |
| 5 | Dorian Gerald | DL |
| 62 | Johnny Gibson Jr. | OL |
| 23 | Dre Greenlaw | LB |
| 7 | Briston Guidry | TE |
| 89 | Grayson Gunter | TE |
| 92 | Elias Hale | DL |
| 67 | Tyler Hall | OL |
| 6 | T.J. Hammonds | RB |
| 14 | Chase Harrell | WR |
| 8 | De'Jon Harris | LB |
| 2 | Chase Hayden | RB |
| 69 | Dylan Hays | OL |
| 27 | Hayden Henry | LB |
| 64 | Audry Horn | OL |
| 58 | Griffin Hunt | DL |
| 11 | Daulton Hyatt | QB |
| 74 | Colton Jackson | OL |
| 34 | Kendrick Jackson | FB |
| 3 | Koilan Jackson | WR |
| 4 | Alexy Jean-Baptiste | LB |
| 18 | Blake Johnson | P |
| 32 | Hayden Johnson | FB |
| 9 | John Stephen Jones | QB |
| 10 | Jordan Jones | WR |
| 15 | Cole Kelley | QB |
| 87 | Blake Kern | TE |
| 43 | Jake Kuykendall | DB |
| 20 | Giovanni LaFrance | LB |
| 19 | Connor Limpert | K |
| 14 | Jack Lindsey | QB |
| 35 | Cooper Lucas | LB |
| 26 | Ryder Lucas | DB |
| 73 | Deion Malone | OL |
| 43 | George Madden | LS |
| 42 | Jonathan Marshall | DL |
| 18 | Myles Mason | DB |
| 24 | Jarques McClellion | DB |

NUMERICAL ROSTER

| No. | Name | Pos. | Ht. | Wt. | Cl. | Exp. | Hometown (Previous School) |
|-----|---------------------|------|------|-----|-------|------|--|
| 1 | Chevin Calloway | DB | 5-10 | 192 | So. | 1L | Dallas, Texas (Bishop Dunne HS) |
| 1 | Jared Cornelius | WR | 5-11 | 203 | Sr. | 4L | Shreveport, La. (Evangel Christian Academy) |
| 2 | Kamren Curl | DB | 6-2 | 201 | So. | 1L | San Diego, Calif. (Muskogee [Okla.] HS) |
| 2 | Chase Hayden | RB | 5-10 | 200 | So. | 1L | Memphis, Tenn. (Saint George's Independent School) |
| 3 | McTelvin Agim | DL | 6-3 | 279 | Jr. | 2L | Texarkana, Texas (Hope [Ark.] HS) |
| 3 | Koilan Jackson | WR | 6-2 | 211 | R-Fr. | RS | Little Rock, Ark. (Joe T. Robinson HS) |
| 3 | Deon Stewart | WR | 5-11 | 161 | Jr. | 2L | Hardy, Ark. (Highland HS) |
| 4 | Alexy Jean-Baptiste | LB | 6-2 | 235 | So. | SQ | Pompano Beach, Fla. (Coconut Creek HS) |
| 4 | Ty Storey | QB | 6-2 | 215 | Jr. | 1L | Charleston, Ark. (Charleston HS) |
| 5 | Rakeem Boyd | RB | 6-0 | 200 | So. | JC | Stratford, Texas (Independence [Kan.] CC) |
| 5 | Dorian Gerald | DL | 6-3 | 260 | Jr. | JC | Florence, S.C. (College of the Canyons [Calif.] CC) |
| 6 | T.J. Hammonds | RB | 5-10 | 205 | Jr. | 2L | Little Rock, Ark. (Joe T. Robinson HS) |
| 6 | Gabe Richardson | DL | 6-3 | 240 | Jr. | SQ | Decatur, Ga. (Hutchinson [Kan.] CC) |
| 7 | Briston Guidry | DL | 6-2 | 292 | So. | 1L | Kenner, La. (Archbishop Rummel HS) |
| 8 | De'Jon Harris | LB | 6-0 | 245 | Jr. | 2L | Harvey, La. (John Ehret HS) |
| 8 | Mike Woods | WR | 6-1 | 190 | Fr. | HS | Magnolia, Texas (Magnolia HS) |
| 9 | John Stephen Jones | QB | 5-11 | 194 | Fr. | HS | Dallas, Texas (Highland Park HS) |
| 9 | Santos Ramirez | DB | 6-2 | 204 | Sr. | 3L | Shreveport, La. (Evangel Christian Academy) |
| 9 | De'Vion Warren | WR | 5-10 | 180 | So. | 1L | Monroe, La. (Ouachita Parish HS) |
| 10 | Jordan Jones | WR | 6-1 | 180 | So. | 1L | Smackover, Ark. (Smackover HS) |
| 10 | Randy Ramsey | DL | 6-4 | 234 | Sr. | 3L | Fort Lauderdale, Fla. (Dillard HS) |
| 11 | Daulton Hyatt | QB | 6-4 | 196 | R-Fr. | RS | Arab, Ala. (Etowah HS) |
| 11 | Ryan Pulley | DB | 5-11 | 198 | Jr. | 2L | Fort Myers, Fla. (Island Coast HS) |
| 13 | Connor Noland | QB | 6-2 | 207 | Fr. | HS | Greenwood, Ark. (Greenwood HS) |
| 14 | Chase Harrell | WR | 6-4 | 215 | Jr. | TR | Huffman, Texas (Kansas) |
| 14 | Britto Tutt | DB | 6-1 | 180 | Jr. | 1L | Augusta, Ga. (Ventura [Calif.] College) |
| 14 | Jack Lindsey | QB | 6-2 | 195 | So. | SQ | Fayetteville, Ark. (Springdale HS) |
| 14 | Nathan Parodi | DB | 5-9 | 161 | Fr. | HS | Austin, Texas (Lake Travis HS) |
| 15 | LaDarrius Bishop | DB | 6-0 | 196 | Fr. | HS | Ashdown, Ark. (Ashdown HS) |
| 15 | Cole Kelley | QB | 6-7 | 258 | So. | 1L | Lafayette, La. (Teurlings Catholic HS) |
| 16 | La'Michael Pettway | WR | 6-2 | 219 | Jr. | 2L | Nashville, Ark. (Nashville HS) |
| 16 | Bumper Pool | LB | 6-2 | 223 | Fr. | HS | Lucas, Texas (Lovejoy HS) |
| 17 | Joe Foucha | DB | 5-11 | 198 | Fr. | HS | New Orleans, La. (McDonogh 35 HS) |
| 17 | Jimmie Stoudemire | WR | 6-2 | 205 | Jr. | JC | Prattville, Ala. (Riverside City [Calif.] College) |
| 18 | Blake Johnson | P | 6-1 | 178 | Jr. | 1L | Long Beach, Calif. (Los Alamitos HS) |
| 18 | Myles Mason | DB | 6-2 | 208 | Fr. | HS | Trussville, Ala. (Hewitt-Trussville HS) |
| 18 | Jeremy Patton | TE | 6-5 | 253 | Sr. | 1L | Indianapolis, Ind. (Arizona Western College) |
| 19 | Courtne Alexander | DL | 6-5 | 239 | Fr. | HS | Owasso, Okla. (Owasso HS) |
| 19 | Connor Limpert | K | 6-1 | 175 | Jr. | 2L | Allen, Texas (Allen HS) |
| 19 | Tyson Morris | WR | 6-1 | 200 | R-Fr. | RS | Helena-West Helena, Ark. (Fayetteville HS) |
| 20 | Giovanni LaFrance | LB | 6-1 | 242 | So. | SQ | New Orleans, La. (Saint Augustine HS) |
| 21 | Montaric Brown | DB | 6-0 | 187 | R-Fr. | RS | Ashdown, Ark. (Ashdown HS) |
| 21 | Devwah Whaley | RB | 5-11 | 209 | Jr. | 2L | Beaumont, Texas (Central HS) |
| 22 | Deon Edwards | LB | 6-1 | 213 | So. | 1L | Clermont, Fla. (Lake Minneola HS) |
| 23 | Dre Greenlaw | LB | 6-0 | 227 | Sr. | 3L | Fayetteville, Ark. (Fayetteville HS) |
| 23 | Maleek Williams | RB | 5-11 | 226 | R-Fr. | RS | Punta Gorda, Fla. (Charlotte HS) |
| 24 | Jarques McClellion | DB | 6-0 | 173 | R-Fr. | RS | Lake Worth, Fla. (American Heritage School) |
| 24 | Kasey Montrois | RB | 5-10 | 192 | R-Fr. | HS | West Palm Beach, Fla. (Berean Christian HS) |
| 25 | Micahh Smith | DB | 6-0 | 203 | So. | 1L | Marshall, Texas (Marshall HS) |
| 26 | Ryder Lucas | DB | 6-0 | 188 | Sr. | 3L | The Woodlands, Texas (The Woodlands College Park HS) |
| 27 | Hayden Henry | LB | 6-2 | 220 | So. | 1L | Little Rock, Ark. (Pulaski Academy) |
| 28 | Andrew Parker | LB | 6-2 | 238 | Fr. | HS | New Orleans, La. (Sophie B. Wright HS) |
| 28 | Reid Bauer | P | 5-11 | 198 | Fr. | HS | Magnolia, Texas (Magnolia HS) |
| 29 | Derrick Munson | DB | 5-11 | 200 | So. | 1L | New Orleans, La. (Archbishop Rummel HS) |
| 30 | Kevin Richardson | DB | 5-11 | 180 | Sr. | 3L | Jacksonville, Fla. (Jacksonville HS) |
| 31 | Grant Morgan | LB | 5-11 | 220 | So. | 1L | Greenwood, Ark. (Greenwood HS) |
| 32 | Jordon Curtis | DB | 6-0 | 179 | R-Fr. | RS | Jenks, Okla. (Jenks HS) |
| 32 | Hayden Johnson | FB | 6-2 | 249 | Jr. | 2L | Columbia, Mo. (Rock Bridge HS) |
| 33 | Dee Walker | LB | 6-2 | 216 | So. | 1L | Moultrie, Ga. (Colquitt County HS) |
| 34 | Kendrick Jackson | FB | 6-0 | 259 | Sr. | 3L | Haynesville, La. (Haynesville HS) |
| 34 | Tyler Phillips | LB | 6-1 | 219 | Jr. | 1L | North Little Rock, Ark. (North Little Rock HS) |
| 35 | Matt Berry | DB | 5-10 | 197 | Jr. | TR | Booneville, Ark. (Ouachita Baptist University) |
| 35 | Cooper Lucas | LB | 5-10 | 225 | Fr. | HS | Lamar, Mo. (Lamar HS) |
| 36 | D'Vone McClure | LB | 6-2 | 215 | So. | 1L | Rixey, Ark. (Jacksonville HS) |
| 37 | Brenden Young | DB | 6-1 | 198 | Jr. | 1L | Little Rock, Ark. (Ouachita Baptist University) |
| 38 | Jonathan Meadors | WR | 5-8 | 165 | Fr. | HS | Plano, Texas (Plano East HS) |
| 38 | Jayden Minchew | DB | 6-1 | 190 | So. | TR | Springdale, Ark. (Dartmouth HS) |
| 39 | Colton Chapin | DB | 5-11 | 170 | Fr. | HS | Carrollton, Texas (Hebron HS) |
| 39 | Thomas Muldrow | WR | 5-11 | 190 | Fr. | HS | Gurdon, Ark. (Prescott HS) |

NUMERICAL ROSTER

| No. | Name | Pos. | Ht. | Wt. | Cl. | Exp. | Hometown (Previous School) |
|-----|-------------------|------|------|-----|-------|------|---|
| 40 | Trey Purifoy | TE | 6-7 | 237 | Jr. | TR | Little Rock, Ark. (Ouachita Baptist University) |
| 42 | Jonathan Marshall | DL | 6-3 | 293 | So. | 1L | Shepherd, Texas (Shepherd HS) |
| 43 | Jake Kuykendall | DB | 5-10 | 181 | Fr. | HS | Charleston, Ark. (Charleston HS) |
| 43 | George Madden | LS | 6-1 | 207 | Jr. | SQ | Blanchard, Okla. (Blanchard HS) |
| 44 | Austin Cantrell | TE | 6-3 | 263 | Jr. | 2L | Roland, Okla. (Roland HS) |
| 44 | Cameron Vail | DB | 6-1 | 180 | Fr. | HS | Bryant, Ark. (Bryant HS) |
| 45 | Simeon Blair | DB | 5-10 | 201 | Fr. | HS | Pine Bluff, Ark. (Pine Bluff HS) |
| 46 | Damani Carter | DL | 5-11 | 248 | Jr. | 1L | Fayetteville, Ark. (Fayetteville HS) |
| 47 | Tyler Pennington | LB | 5-10 | 222 | R-Fr. | RS | Cary, Ill. (Cary-Grove HS) |
| 48 | Nicholas Fulwider | DL | 6-7 | 260 | Fr. | HS | Tyrone, Ga. (Sandy Creek HS) |
| 48 | Jordan Silver | LS | 6-1 | 217 | R-Fr. | RS | Branson, Mo. (Branson HS) |
| 49 | McKinley Williams | LB | 6-4 | 196 | Fr. | HS | Sheridan, Ark. (Sheridan HS) |
| 51 | Hjalte Froholdt | OL | 6-5 | 315 | Sr. | 3L | Svendborg, Denmark (IMG [Fla.] Academy) |
| 52 | T.J. Smith | DL | 6-3 | 304 | Jr. | 2L | Moultrie, Ga. (Colquitt County HS) |
| 54 | Austin Capps | OL | 6-4 | 311 | Jr. | 2L | Star City, Ark. (Star City HS) |
| 54 | Terrell Collins | LB | 6-0 | 245 | So. | SQ | St. Louis, Mo. (Iowa Western CC) |
| 57 | Shane Clinin | OL | 6-6 | 302 | R-Fr. | RS | Festus, Mo. (Jefferson HS) |
| 58 | Griffin Hunt | DL | 6-4 | 222 | Fr. | HS | Lucas, Texas (Lovejoy HS) |
| 60 | Brian Wallace | OL | 6-6 | 318 | Sr. | 3L | Florissant, Mo. (Christian Brothers College HS) |
| 62 | Johnny Gibson Jr. | OL | 6-4 | 324 | Sr. | 2L | Dumas, Ark. (Dumas HS) |
| 64 | Audry Horn | OL | 6-2 | 290 | R-Fr. | RS | Benton, Ark. (Little Rock Catholic HS) |
| 66 | Ty Clary | OL | 6-4 | 287 | So. | 1L | Fayetteville, Ark. (Fayetteville HS) |
| 67 | Tyler Hall | OL | 6-4 | 292 | So. | SQ | Maumelle, Ark. (Maumelle HS) |
| 68 | Kirby Adcock | OL | 6-5 | 280 | R-Fr. | RS | Nashville, Ark. (Nashville HS) |
| 69 | Dylan Hays | OL | 6-3 | 294 | So. | 1L | Little Rock, Ark. (Little Rock Christian Academy) |
| 71 | Ryan Winkel | OL | 6-6 | 286 | Fr. | HS | Memphis, Tenn. (Christian Brothers HS) |
| 73 | Noah Gatlin | OL | 6-7 | 293 | Fr. | HS | Jonesboro, Ark. (Jonesboro HS) |
| 73 | Deion Malone | OL | 6-3 | 293 | Sr. | SQ | Batesville, Miss. (Northwest CC) |
| 74 | Colton Jackson | OL | 6-5 | 301 | Jr. | 2L | Conway, Ark. (Conway HS) |
| 75 | Silas Robinson | OL | 6-4 | 308 | Fr. | HS | Yoakum, Texas (Yoakum HS) |
| 78 | Dalton Wagner | OL | 6-9 | 300 | R-Fr. | RS | Spring Grove, Ill. (Richmond Burton HS) |
| 79 | Jalen Merrick | OL | 6-4 | 318 | Jr. | 2L | Oak Hill, Fla. (New Smyrna Beach HS) |
| 80 | Matthew Phillips | P | 5-10 | 180 | Fr. | HS | Brentwood, Tenn. (Brentwood HS) |
| 82 | Gary Cross | WR | 6-1 | 188 | Sr. | 1L | Fordyce, Ark. (Hutchinson [Kan.] CC) |
| 83 | Preston Stafford | K | 5-10 | 166 | Fr. | HS | Baton Rouge, La. (Catholic HS) |
| 84 | Peyton Ausley | WR | 6-2 | 176 | Fr. | HS | Austin, Texas (Vandegrift High School) |
| 85 | Cheyenne O'Grady | TE | 6-4 | 251 | Jr. | 1L | Fayetteville, Ark. (Fayetteville HS) |
| 86 | Jamario Bell | DL | 6-5 | 247 | Jr. | SQ | Junction City, Ark. (Junction City HS) |
| 86 | Tobias Enlow | WR | 6-2 | 207 | So. | SQ | North Little Rock, Ark. (North Little Rock HS) |
| 87 | Blake Kern | TE | 6-4 | 257 | So. | SQ | Lamar, Ark. (Lamar HS) |
| 89 | Grayson Gunter | TE | 6-6 | 238 | So. | 1L | Madison, Miss. (Madison Central HS) |
| 90 | Armon Watts | DL | 6-5 | 298 | Sr. | 1L | St. Louis, Mo. (Christian Brothers College HS) |
| 91 | Michael Taylor II | DL | 6-2 | 248 | Sr. | SQ | Orlando, Fla. (Riverside City [Calif.] College) |
| 92 | Elias Hale | DL | 6-4 | 237 | So. | SQ | Fayetteville, Ark. (Fayetteville HS) |
| 93 | Chad Stephens | P | 5-11 | 188 | So. | SQ | Owasso, Okla. (Dodge City CC) |
| 93 | Isaiah Nichols | DL | 6-3 | 273 | Fr. | HS | Springdale, Ark. (Springdale HS) |
| 94 | David Porter | DL | 6-3 | 262 | R-Fr. | RS | Little Rock, Ark. (Joe T. Robinson HS) |
| 99 | Billy Ferrell | DL | 6-3 | 343 | Fr. | HS | Fordyce, Ark. (Fordyce HS) |

Roster by Class: Senior - 15 | Junior - 29 | Sophomore - 29 | Freshman - 44

FOOTBALL STAFF

Coaching Staff

| | |
|--|------------|
| Chad Morris Head Coach | 1st Season |
| John Chavis Defensive Coordinator/LBs | 1st Season |
| Joe Craddock Offensive Coordinator/QBs | 1st Season |
| Steve Caldwell Defensive Line | 1st Season |
| Ron Cooper Secondary | 1st Season |
| Dustin Fry Offensive Line | 1st Season |
| Barry Lunney Jr. Tight Ends | 6th Season |
| John Scott Jr. Defensive Line | 2nd Season |
| Jeff Traylor Associate Head Coach/RBs | 1st Season |
| Mark Smith Secondary | 1st Season |
| Justin Stepp Wide Receivers | 1st Season |

Graduate Assistants

| | |
|---------------------------|------------|
| Kelvin Bolden Offense | 1st Season |
| Ty Gatson Offense | 1st Season |
| Imarjaye Albury Defense | 1st Season |
| Eric Ponio Defense | 1st Season |

Quality Control/Analysts

| | |
|------------------------------|------------|
| Tanner Burns Special Teams | 5th Season |
| Jordan Traylor Offense | 1st Season |
| Will Bryant Offense | 1st Season |
| Xavier Adibi Defense | 1st Season |
| Corey Chamblin Defense | 1st Season |
| John Roberts Defense | 4th Season |
| GJ Kinne Offensive Analyst | 1st Season |

Support Staff

| | |
|---|------------|
| Randy Ross Football Operations | 1st Season |
| Trumain Carroll Strength & Conditioning | 1st Season |
| Dave Polanski Athletic Training | 1st Season |
| Taylor Edwards Recruiting | 1st Season |
| Bobby Allen HS/NFL Relations | 6th Season |
| Sam Ogden Video | 1st Season |
| Jake Rosch Equipment | 5th Season |

ALPHABETICAL ROSTER

| No. | Name | Pos. |
|-----|--------------------|------|
| 36 | D'Vone McClure | LB |
| 79 | Jalen Merrick | OL |
| 38 | Jayden Minchew | DB |
| 24 | Kasey Monstros | RB |
| 31 | Grant Morgan | LB |
| 19 | Tyson Morris | WR |
| 39 | Thomas Muldrow | WR |
| 29 | Derrick Munson | DB |
| 93 | Isaiah Nichols | DL |
| 13 | Connor Noland | QB |
| 85 | Cheyenne O'Grady | TE |
| 28 | Andrew Parker | LB |
| 14 | Nathan Parodi | DB |
| 18 | Jeremy Patton | TE |
| 16 | La'Michael Pettway | WR |
| 47 | Tyler Pennington | LB |
| 80 | Matthew Phillips | P |
| 34 | Tyler Phillips | LB |
| 16 | Bumper Pool | LB |
| 94 | David Porter | DL |
| 11 | Ryan Pulley | DB |
| 40 | Trey Purifoy | TE |
| 9 | Santos Ramirez | DB |
| 10 | Randy Ramsey | DL |
| 6 | Gabe Richardson | DL |
| 30 | Kevin Richardson | DB |
| 75 | Silas Robinson | OL |
| 48 | Jordan Silver | LS |
| 25 | Micahh Smith | DB |
| 52 | T.J. Smith | DL |
| 83 | Preston Stafford | K |
| 92 | Chad Stephens | P |
| 3 | Deon Stewart | WR |
| 4 | Ty Storey | QB |
| 17 | Jimmie Stoudemire | WR |
| 91 | Michael Taylor II | DL |
| 14 | Britto Tutt | DB |
| 44 | Cameron Vail | DB |
| 78 | Dalton Wagner | OL |
| 33 | Dee Walker | LB |
| 60 | Brian Wallace | OL |
| 9 | De'Vion Warren | WR |
| 90 | Armon Watts | DL |
| 21 | Devwah Whaley | RB |
| 49 | McKinley Williams | LB |
| 71 | Ryan Winkel | OL |
| 23 | Maleek Williams | RB |
| 8 | Michael Woods | WR |
| 37 | Brenden Young | DB |

PRONUNCIATIONS

| | |
|--------------------|-------------------|
| Courtne Alexander | core-TRAY |
| McTelvin Agim | UH-geem |
| Peyton Ausley | OZ-lee |
| Chevin Calloway | Ch-evin |
| Tobias Enlow | N-low |
| Joseph Foucha | foo-SHAY |
| Hjalte Froholdt | YELL-duh FRO-holt |
| De'Jon Harris | DEE-jhon |
| Koilan Jackson | Coy-Lynn |
| Barry Lunney Jr. | LUHN-ee |
| Jarques McClellion | JAR-kezz |
| D'Vone McClure | de-VON |
| Nathan Parodi | pa-ro-DEE |
| Britto Tutt | BREE-toe |
| Devwah Whaley | DEV-wah |



McTELVIN AGIM

3

Defensive Line | 6-3 | 279 | Junior
Texarkana, Texas | Hope (Ark.) HS

QUICK HITS

- Recorded at least 0.5 TFL in 23 of 36 career games, including nine of the last 12.
- Arkansas' active career leader in tackles for loss (23.0).
- Ranked 12th in the SEC in tackles for loss with 10.0.
- Tied his career high in tackles (9) against Mississippi State (11/24/17).
- One of four SEC players to force multiple fumbles in a conference game last season.

CAREER STATS

| | GP/GS | UA | A | ToT | TFL-YDS | SCK-YDS | FF | FR-YDS | INT-YDS | QBH | BRUP |
|--------------|--------------|-----------|-----------|------------|-----------------|---------------|----------|------------|------------|-----------|----------|
| 2016 | 13/5 | 8 | 19 | 27 | 5.5-23 | 2.5-13 | 0 | 0-0 | 0-0 | 2 | 0 |
| 2017 | 12/11 | 15 | 22 | 37 | 7.5-33 | 2.5-19 | 2 | 0-0 | 0-0 | 3 | 3 |
| 2018 | 11/11 | 18 | 26 | 44 | 10.0-44 | 4.5-25 | 3 | 1-0 | 0-0 | 11 | 1 |
| TOTAL | 36/27 | 41 | 67 | 108 | 23.0-100 | 9.5-57 | 4 | 1-0 | 0-0 | 16 | 4 |

GAME-BY-GAME STATS

| | GP/GS | UA | A | ToT | TFL-YDS | SCK-YDS | FF | FR-YDS | INT-YDS | QBH | BRUP |
|----------------------|--------------|-----------|-----------|-----------|----------------|---------------|----------|------------|------------|-----------|----------|
| EASTERN ILLINOIS | 1/1 | 2 | 1 | 3 | 1.0-1 | 0.0-0 | 0 | 0-0 | 0-0 | 2 | 1 |
| at Colorado State | 1/1 | 2 | 2 | 4 | 1.0-7 | 0.0-0 | 2 | 1-0 | 0-0 | 2 | 0 |
| NORTH TEXAS | 1/1 | 1 | 1 | 2 | 0.5-1 | 0.0-0 | 0 | 0-0 | 0-0 | 3 | 0 |
| at Auburn | 1/1 | 3 | 0 | 3 | 1.0-6 | 1.0-6 | 0 | 0-0 | 0-0 | 0 | 0 |
| vs. Texas A&M | 1/1 | 2 | 1 | 3 | 0.0-0 | 0.0-0 | 0 | 0-0 | 0-0 | 0 | 0 |
| ALABAMA | 1/1 | 1 | 5 | 6 | 0.5-1 | 0.0-0 | 0 | 0-0 | 0-0 | 0 | 0 |
| OLE MISS | 1/1 | 2 | 1 | 3 | 0.0-0 | 0.0-0 | 0 | 0-0 | 0-0 | 0 | 0 |
| TULSA | 1/1 | 2 | 5 | 7 | 3.5-18 | 2.0-11 | 0 | 0-0 | 0-0 | 3 | 0 |
| VANDERBILT | 1/1 | 1 | 1 | 2 | 0.5-3 | 0.5-3 | 0 | 0-0 | 0-0 | 1 | 0 |
| LSU | 1/1 | 1 | 5 | 6 | 1.5-6 | 1.0-5 | 1 | 0-0 | 0-0 | 0 | 0 |
| at Mississippi State | 1/1 | 1 | 4 | 5 | 0.5-1 | 0.0-0 | 0 | 0-0 | 0-0 | 0 | 0 |
| at Missouri | | | | | | | | | | | |
| TOTAL | 11/11 | 18 | 26 | 44 | 10.0-44 | 4.5-25 | 3 | 1-0 | 0-0 | 11 | 1 |

SEASON HIGHS

| | |
|------------------|----------------------------------|
| Tackles | 7 vs. Tulsa (10/20/18) |
| Tackles For Loss | 3.5 vs. Tulsa (10/20/18) |
| Sacks | 2.0 vs. Tulsa (10/20/18) |
| QB Hurries | 3 (2x) last vs. Tulsa (10/20/18) |
| Pass Breakups | 1 vs. Eastern Illinois (9/1/18) |
| Forced Fumbles | 2 at Colorado State (9/8/18) |

CAREER HIGHS

| | |
|------------------|--|
| Tackles | 9 vs. TCU (9/9/17) |
| Tackles For Loss | 3.5 vs. Tulsa (10/20/18) |
| Sacks | 2.0 vs. Tulsa (10/20/18) |
| QB Hurries | 3 vs. North Texas (9/15/18) |
| Pass Breakups | 1 (4x) vs. Eastern Illinois (9/1/18) |
| Forced Fumbles | 2 (2x) last at Colorado State (9/8/18) |



RAKEEM BOYD

5

Running Back | 6-0 | 200 | Sophomore
Stratford, Texas | Independence CC (Kansas)

QUICK HITS

- First Hog to have 100+ rushing yards against Alabama since Darren McFadden's 195 in 2007.
- Just the 15th player to have 100+ rushing yards against Alabama since 2007.
- Fourth player since 2007 to average 6.8 or more ypc on more than 15 carries against Alabama.
- Ranked sixth in the league, averaging 6.54 yards per carry this season.
- 69-yard touchdown run against Ole Miss is Arkansas' longest play from scrimmage.

CAREER STATS

| | GP/GS | RUSHING | | | | | RECEIVING | | | | |
|--------------|-------------|------------|------------|------------|----------|-----------|-----------|------------|------------|----------|-----------|
| | | ATT | YDS | AVG | TD | LNG | REC | YDS | AVG | TD | LNG |
| 2018 | 11/7 | 118 | 729 | 6.2 | 2 | 69 | 23 | 165 | 7.1 | 0 | 38 |
| TOTAL | 11/7 | 118 | 729 | 6.2 | 2 | 69 | 23 | 165 | 7.1 | 0 | 38 |

GAME-BY-GAME STATS


| | GP/GS | RUSHING | | | | | RECEIVING | | | | |
|----------------------|-------------|------------|------------|------------|----------|-----------|-----------|------------|------------|----------|-----------|
| | | ATT | YDS | AVG | TD | LNG | REC | YDS | AVG | TD | LNG |
| EASTERN ILLINOIS | 1/0 | 6 | 12 | 2.0 | 0 | 7 | 1 | 8 | 8.0 | 0 | 8 |
| at Colorado State | 1/0 | 7 | 67 | 9.6 | 0 | 36 | 0 | 0 | 0.0 | 0 | 0 |
| NORTH TEXAS | 1/0 | 0 | 0 | 0.0 | 0 | 0 | 1 | 0 | 0.0 | 0 | 0 |
| at Auburn | 1/0 | 8 | 66 | 8.2 | 0 | 45 | 2 | 39 | 19.5 | 0 | 33 |
| vs. Texas A&M | 1/1 | 10 | 47 | 4.7 | 0 | 25 | 4 | 33 | 8.3 | 0 | 11 |
| ALABAMA | 1/1 | 15 | 102 | 6.8 | 0 | 32 | 5 | 24 | 4.8 | 0 | 21 |
| OLE MISS | 1/1 | 7 | 109 | 15.6 | 1 | 69 | 2 | 36 | 18.0 | 0 | 38 |
| TULSA | 1/1 | 22 | 99 | 4.5 | 0 | 17 | 3 | 14 | 4.6 | 0 | 6 |
| VANDERBILT | 1/1 | 19 | 113 | 5.9 | 1 | 27 | 0 | 0 | 0.0 | 0 | 0 |
| LSU | 1/1 | 10 | 30 | 3.0 | 0 | 11 | 4 | 3 | 0.7 | 0 | 3 |
| at Mississippi State | 1/1 | 14 | 84 | 6.0 | 0 | 31 | 1 | 8 | 8.0 | 0 | 8 |
| at Missouri | | | | | | | | | | | |
| TOTAL | 11/7 | 118 | 729 | 6.2 | 2 | 69 | 23 | 165 | 7.1 | 0 | 38 |

SEASON HIGHS

| | |
|----------------------|---------------------------------------|
| Rushes | 22 vs. Tulsa (10/20/18) |
| Rushing Yards | 113 vs. Vanderbilt (10/27/18) |
| Rushing Touchdowns | 1 (2x) last vs. Vanderbilt (10/27/18) |
| Long Rush | 69 vs. Ole Miss (10/13/18) |
| 100-Yard Games | 3 last vs. Vanderbilt (10/27/18) |
| Receptions | 5 vs. Alabama (10/6/18) |
| Receiving Yards | 39 at Auburn (9/22/18) |
| Receiving Touchdowns | None |
| Long Reception | 38 vs. Ole Miss (10/13/18) |

CAREER HIGHS

| | |
|----------------------|---------------------------------------|
| Rushes | 22 vs. Tulsa (10/20/18) |
| Rushing Yards | 113 vs. Vanderbilt (10/27/18) |
| Rushing Touchdowns | 1 (2x) last vs. Vanderbilt (10/27/18) |
| Long Rush | 69 vs. Ole Miss (10/13/18) |
| 100-Yard Games | 3 last vs. Vanderbilt (10/27/18) |
| Receptions | 5 vs. Alabama (10/6/18) |
| Receiving Yards | 39 at Auburn (9/22/18) |
| Receiving Touchdowns | None |
| Long Reception | 38 vs. Ole Miss (10/13/18) |



AUSTIN CANTRELL

44

Tight End | 6-3 | 253 | Junior
Roland, Okla. | Roland HS

QUICK HITS

- 42 yard catch vs. EIU is longest by Hog TE since Hunter Henry's 43 yarder against K-State (1/2/16).
- Caught a 1-yard TD pass from Rawleigh Williams III at Mississippi State (11/19/16).
- Only player on roster who is married.

CAREER STATS

| | RECEIVING | | | | | RUSHING | | | | | |
|--------------|--------------|-----------|------------|------------|----------|-----------|----------|-----------|------------|----------|----------|
| | GP/GS | REC | YDS | AVG | TD | LNG | ATT | YDS | AVG | TD | LNG |
| 2016 | 13/5 | 13 | 120 | 9.2 | 2 | 32 | 0 | 0 | 0.0 | 0 | 0 |
| 2017 | 12/10 | 13 | 85 | 6.5 | 0 | 31 | 4 | 15 | 3.8 | 1 | 5 |
| 2018 | 11/8 | 8 | 119 | 14.8 | 1 | 42 | 0 | 0 | 0.0 | 0 | 0 |
| TOTAL | 36/23 | 34 | 324 | 9.5 | 3 | 42 | 4 | 26 | 3.8 | 1 | 5 |

GAME-BY-GAME STATS

| | RECEIVING | | | | | RUSHING | | | | | |
|----------------------|-------------|----------|------------|-------------|----------|-----------|----------|----------|------------|----------|----------|
| | GP/GS | REC | YDS | AVG | TD | LNG | ATT | YDS | AVG | TD | LNG |
| EASTERN ILLINOIS | 1/1 | 2 | 53 | 26.5 | 1 | 42 | 0 | 0 | 0.0 | 0 | 0 |
| at Colorado State | 1/1 | 1 | 10 | 10.0 | 0 | 0 | 0 | 0 | 0.0 | 0 | 0 |
| NORTH TEXAS | 1/1 | 0 | 0 | 0.0 | 0 | 0 | 0 | 0 | 0.0 | 0 | 0 |
| at Auburn | 1/1 | 1 | 6 | 6.0 | 0 | 6 | 0 | 0 | 0.0 | 0 | 0 |
| vs. Texas A&M | 1/1 | 0 | 0 | 0.0 | 0 | 0 | 0 | 0 | 0.0 | 0 | 0 |
| ALABAMA | 1/1 | 2 | 21 | 10.5 | 0 | 20 | 0 | 0 | 0.0 | 0 | 0 |
| OLE MISS | 1/0 | 0 | 0 | 0.0 | 0 | 0 | 0 | 0 | 0.0 | 0 | 0 |
| TULSA | 1/1 | 1 | 23 | 23.0 | 0 | 23 | 0 | 0 | 0.0 | 0 | 0 |
| VANDERBILT | 1/0 | 1 | 6 | 6.0 | 0 | 6 | 0 | 0 | 0.0 | 0 | 0 |
| LSU | 1/1 | 0 | 0 | 0.0 | 0 | 0 | 0 | 0 | 0.0 | 0 | 0 |
| at Mississippi State | 1/0 | 0 | 0 | 0.0 | 0 | 0 | 0 | 0 | 0.0 | 0 | 0 |
| at Missouri | | | | | | | | | | | |
| TOTAL | 11/8 | 8 | 119 | 14.8 | 1 | 42 | 0 | 0 | 0.0 | 0 | 0 |

SEASON HIGHS

Receptions 2 (2x) last vs. Alabama (10/6/18)
 Receiving Yards 53 vs. Eastern Illinois (9/1/18)
 Receiving Touchdowns 1 vs. Eastern Illinois (9/1/18)
 Long Reception 42 vs. Eastern Illinois (9/1/18)
 Rushes None
 Rushing Yards None
 Rushing Touchdowns None

CAREER HIGHS

Receptions 3 at Ole Miss (10/28/17)
 Receiving Yards 53 vs. Eastern Illinois (9/1/18)
 Receiving Touchdowns 1 (3x) last vs. Eastern Illinois (9/1/18)
 Long Reception 42 vs. Eastern Illinois (9/1/18)
 Rushes 3 vs. Coastal Carolina (11/4/17)
 Rushing Yards 13 vs. Coastal Carolina (11/4/17)
 Rushing Touchdowns 1 vs. Coastal Carolina (11/4/17)



JARED CORNELIUS

1

Wide Receiver | 5-11 | 203 | Senior
Shreveport, La. | Evangel Christian Academy



QUICK HITS

- Had multiple catches in back-to-back games for the first time since Nov. 19-25, 2016.
- His two receptions against North Texas were his first since 9/23/17 against Texas A&M.
- Has recorded a catch in 23 of the last 27 games played, including three-straight.
- Dating back to the 2016 season, 28 of his 42 catches have resulted in a first down or TD.
- Led the team in catches of 30+ yards (5), 25+ yards (7) and 20+ yards (11) in 2016.

CAREER STATS

| | RECEIVING | | | | | RUSHING | | | | | | PUNT RETURN | | | |
|--------------|--------------|-----------|--------------|-------------|-----------|-----------|-----------|------------|------------|----------|-----------|-------------|------------|----------|-----------|
| | GP/GS | REC | YDS | AVG | TD | LNG | ATT | YDS | AVG | TD | LNG | RET | YDS | TD | LNG |
| 2014 | 13/0 | 18 | 212 | 11.8 | 2 | 38 | 5 | 23 | 4.6 | 0 | 11 | 9 | 91 | 0 | 35 |
| 2015 | 9/6 | 24 | 393 | 16.4 | 3 | 58 | 7 | 112 | 16.0 | 2 | 69 | 7 | 93 | 0 | 43 |
| 2016 | 11/4 | 32 | 515 | 16.1 | 4 | 57 | 13 | 53 | 4.1 | 1 | 14 | 12 | 85 | 0 | 21 |
| 2017 | 3/2 | 5 | 43 | 8.6 | 1 | 15 | 0 | 0 | 0.0 | 0 | 0 | 0 | 0 | 0 | 0 |
| 2018 | 10/6 | 7 | 99 | 14.1 | 0 | 27 | 0 | 0 | 0.0 | 0 | 0 | 0 | 0 | 0 | 0 |
| TOTAL | 45/16 | 86 | 1,262 | 14.7 | 10 | 58 | 25 | 188 | 7.5 | 3 | 69 | 28 | 269 | 0 | 43 |

GAME-BY-GAME STATS

| | RECEIVING | | | | | RUSHING | | | | | | PUNT RETURN | | | |
|----------------------|-------------|----------|-----------|-------------|----------|-----------|----------|----------|------------|----------|----------|-------------|----------|----------|----------|
| | GP/GS | REC | YDS | AVG | TD | LNG | ATT | YDS | AVG | TD | LNG | RET | YDS | TD | LNG |
| EASTERN ILLINOIS | 1/1 | 0 | 0 | 0.0 | 0 | 0 | 0 | 0 | 0.0 | 0 | 0 | 0 | 0 | 0 | 0 |
| at Colorado State | 1/0 | 0 | 0 | 0.0 | 0 | 0 | 0 | 0 | 0.0 | 0 | 0 | 0 | 0 | 0 | 0 |
| NORTH TEXAS | 1/0 | 2 | 27 | 13.5 | 0 | 14 | 0 | 0 | 0.0 | 0 | 0 | 0 | 0 | 0 | 0 |
| at Auburn | 1/1 | 2 | 15 | 7.5 | 0 | 11 | 0 | 0 | 0.0 | 0 | 0 | 0 | 0 | 0 | 0 |
| vs. Texas A&M | 1/0 | 1 | 11 | 11.0 | 0 | 11 | 0 | 0 | 0.0 | 0 | 0 | 0 | 0 | 0 | 0 |
| ALABAMA | 1/0 | 0 | 0 | 0.0 | 0 | 0 | 0 | 0 | 0.0 | 0 | 0 | 0 | 0 | 0 | 0 |
| OLE MISS | 1/1 | 0 | 0 | 0.0 | 0 | 0 | 0 | 0 | 0.0 | 0 | 0 | 0 | 0 | 0 | 0 |
| TULSA | 1/1 | 0 | 0 | 0.0 | 0 | 0 | 0 | 0 | 0.0 | 0 | 0 | 0 | 0 | 0 | 0 |
| VANDERBILT | -/- | - | - | - | - | - | - | - | - | - | - | - | - | - | - |
| LSU | 1/1 | 2 | 46 | 23.0 | 0 | 27 | 0 | 0 | 0.0 | 0 | 0 | 0 | 0 | 0 | 0 |
| at Mississippi State | 1/1 | 0 | 0 | 0.0 | 0 | 0 | 0 | 0 | 0.0 | 0 | 0 | 0 | 0 | 0 | 0 |
| at Missouri | | | | | | | | | | | | | | | |
| TOTAL | 10/6 | 7 | 99 | 14.1 | 0 | 27 | 0 | 0 | 0.0 | 0 | 0 | 0 | 0 | 0 | 0 |

SEASON HIGHS

Receptions 2 (3x) last vs. LSU (11/10/18)
 Receiving Yards 46 vs. LSU (11/10/18)
 Receiving TDs 14 vs. North Texas (9/15/18)
 Long Reception 27 vs. LSU (11/10/18)
 100-Yard Games None
 Rushes None
 Rushing Yards None
 Rushing TDs None
 Long Rush None
 Punt Returns None
 Punt Return Yards None
 Punt Return TDs None

CAREER HIGHS

Receptions 7 vs. Texas A&M (9/24/16)
 Receiving Yards 146 vs. Alabama (10/8/16)
 Receiving TDs 2 vs. Alcorn State (10/1/16)
 Long Reception 58 vs. UTEP (9/5/15)
 100-Yard Games 3, last vs. Alabama (10/8/16)
 Rushes 3 vs. LA Tech (9/3/16)
 Rushing Yards 71 at LSU (11/14/15)
 Rushing TDs 1 (2x), last vs. Ole Miss (10/15/16)
 Long Rush 69 at LSU (11/14/15)
 Punt Returns 3 vs. Florida (11/5/16)
 Punt Return Yards 43 vs. Toledo (9/12/15)
 Punt Return TDs None
 Long Return 43 vs. Toledo (9/12/15)
 Total TDs 2 vs. Alcorn State (10/1/16)



KAMREN CURL

2

Defensive Back | 6-2 | 201 | Sophomore
San Diego, Calif. | Muskogee HS (Okla.)

QUICK HITS

- Led the team in tackles for the second time in career at Auburn (9/22/18) with nine.
- Has started 21 consecutive games, was the only freshman to make start on D in 2017.
- 8 PBUs were the most by an Arkansas freshman since Lawrence Richardson (17) in 2001.

CAREER STATS

| | GP/GS | UA | A | ToT | TFL-YDS | SCK-YDS | FF | FR-YDS | INT-YDS | QBH | BRUP |
|--------------|--------------|-----------|-----------|-----------|--------------|--------------|----------|------------|------------|----------|-----------|
| 2017 | 12/11 | 32 | 14 | 46 | 0.0-0 | 0.0-0 | 0 | 0-0 | 0-0 | 0 | 8 |
| 2018 | 11/11 | 27 | 26 | 53 | 0.0-0 | 0.0-0 | 1 | 0-0 | 0-0 | 1 | 5 |
| TOTAL | 23/22 | 59 | 36 | 95 | 0.0-0 | 0.0-0 | 1 | 0-0 | 0-0 | 1 | 13 |

GAME-BY-GAME STATS

| | GP/GS | UA | A | ToT | TFL-YDS | SCK-YDS | FF | FR-YDS | INT-YDS | QBH | BRUP |
|----------------------|--------------|-----------|-----------|-----------|--------------|--------------|----------|------------|------------|----------|----------|
| EASTERN ILLINOIS | 1/1 | 1 | 2 | 3 | 0.0-0 | 0.0-0 | 0 | 0-0 | 0-0 | 0 | 0 |
| at Colorado State | 1/1 | 3 | 1 | 4 | 0.0-0 | 0.0-0 | 0 | 0-0 | 0-0 | 0 | 2 |
| NORTH TEXAS | 1/1 | 3 | 2 | 5 | 0.0-0 | 0.0-0 | 1 | 0-0 | 0-0 | 0 | 1 |
| at Auburn | 1/1 | 4 | 5 | 9 | 0.0-0 | 0.0-0 | 0 | 0-0 | 0-0 | 0 | 0 |
| vs. Texas A&M | 1/1 | 2 | 1 | 3 | 0.0-0 | 0.0-0 | 0 | 0-0 | 0-0 | 0 | 0 |
| ALABAMA | 1/1 | 3 | 2 | 5 | 0.0-0 | 0.0-0 | 0 | 0-0 | 0-0 | 0 | 1 |
| OLE MISS | 1/1 | 3 | 2 | 5 | 0.0-0 | 0.0-0 | 0 | 0-0 | 0-0 | 0 | 0 |
| TULSA | 1/1 | 2 | 1 | 3 | 0.0-0 | 0.0-0 | 0 | 0-0 | 0-0 | 0 | 0 |
| VANDERBILT | 1/1 | 5 | 2 | 7 | 0.0-0 | 0.0-0 | 0 | 0-0 | 0-0 | 0 | 0 |
| LSU | 1/1 | 1 | 4 | 5 | 0.0-0 | 0.0-0 | 0 | 0-0 | 0-0 | 1 | 1 |
| at Mississippi State | 1/1 | 0 | 4 | 4 | 0.0-0 | 0.0-0 | 0 | 0-0 | 0-0 | 0 | 0 |
| at Missouri | | | | | | | | | | | |
| TOTAL | 11/11 | 27 | 26 | 53 | 0.0-0 | 0.0-0 | 1 | 0-0 | 0-0 | 1 | 5 |

SEASON HIGHS

Tackles 9 at Auburn (9/22/18)
Tackles For Loss None
Sacks None
QB Hurries 1 vs. LSU (11/10/18)
Pass Breakups 2 at Colorado State (9/8/18)
Forced Fumbles 1 vs. North Texas (9/15/18)
Interceptions None

CAREER HIGHS

Tackles 9 at Auburn (9/22/18)
Tackles For Loss None
Sacks None
QB Hurries 1 vs. LSU (11/10/18)
Pass Breakups 3 at South Carolina (10/7/17)
Forced Fumbles 1 vs. North Texas (9/15/18)
Interceptions None



JOE FOUCHA

17

Defensive Back | 5-11 | 198 | Freshman
New Orleans, La. | McDonogh 35 HS

QUICK HITS

- Made his first career appearance against EIU (9/1/18) recording two tackles.
- Had 68 tackles, five INTs, six forced fumbles and 15 PBUs as a senior at McDonogh 35 HS.
- Consensus three star that chose Arkansas over Alabama, Auburn, LSU and others.

CAREER STATS

| | GP/GS | UA | A | ToT | TFL-YDS | SCK-YDS | FF | FR-YDS | INT-YDS | QBH | BRUP |
|--------------|------------|----------|----------|----------|--------------|--------------|----------|------------|------------|----------|----------|
| 2018 | 9/0 | 3 | 5 | 8 | 0.0-0 | 0.0-0 | 0 | 0-0 | 0-0 | 0 | 0 |
| TOTAL | 9/0 | 3 | 5 | 8 | 0.0-0 | 0.0-0 | 0 | 0-0 | 0-0 | 0 | 0 |

GAME-BY-GAME STATS

| | GP/GS | UA | A | ToT | TFL-YDS | SCK-YDS | FF | FR-YDS | INT-YDS | QBH | BRUP |
|----------------------|------------|----------|----------|----------|--------------|--------------|----------|------------|------------|----------|----------|
| EASTERN ILLINOIS | 1/0 | 1 | 1 | 2 | 0.0-0 | 0.0-0 | 0 | 0-0 | 0-0 | 0 | 0 |
| at Colorado State | -/- | - | - | - | - | - | - | - | - | - | - |
| NORTH TEXAS | 1/0 | 1 | 0 | 1 | 0.0-0 | 0.0-0 | 0 | 0-0 | 0-0 | 0 | 0 |
| at Auburn | 1/0 | 0 | 0 | 0 | 0.0-0 | 0.0-0 | 0 | 0-0 | 0-0 | 0 | 0 |
| vs. Texas A&M | 1/0 | 0 | 0 | 0 | 0.0-0 | 0.0-0 | 0 | 0-0 | 0-0 | 0 | 0 |
| ALABAMA | 1/0 | 0 | 0 | 0 | 0.0-0 | 0.0-0 | 0 | 0-0 | 0-0 | 0 | 0 |
| OLE MISS | -/- | - | - | - | - | - | - | - | - | - | - |
| TULSA | 1/0 | 0 | 1 | 1 | 0.0-0 | 0.0-0 | 0 | 0-0 | 0-0 | 0 | 0 |
| VANDERBILT | 1/0 | 0 | 0 | 0 | 0.0-0 | 0.0-0 | 0 | 0-0 | 0-0 | 0 | 0 |
| LSU | 1/0 | 0 | 0 | 0 | 0.0-0 | 0.0-0 | 0 | 0-0 | 0-0 | 0 | 0 |
| at Mississippi State | 1/0 | 1 | 3 | 4 | 0.0-0 | 0.0-0 | 0 | 0-0 | 0-0 | 0 | 0 |
| at Missouri | | | | | | | | | | | |
| TOTAL | 9/0 | 3 | 5 | 8 | 0.0-0 | 0.0-0 | 0 | 0-0 | 0-0 | 0 | 0 |

SEASON HIGHS

Tackles 4 at Mississippi State (11/17/18)
Tackles For Loss None
Sacks None
QB Hurries None
Pass Breakups None
Forced Fumbles None
Interceptions None

CAREER HIGHS

Tackles 4 at Mississippi State (11/17/18)
Tackles For Loss None
Sacks None
QB Hurries None
Pass Breakups None
Forced Fumbles None
Interceptions None



GRAYSON GUNTER

89

Tight End | 6-6 | 238 | Sophomore
Madison, Miss. | Madison Central HS

QUICK HITS

- Recorded his first career touchdown vs. Tulsa (10/20/18)
- Saw action in 13 games his freshman season in 2016, recording one catch for 29 yards.
- Redshirted his second season on campus.
- One of three players on 2018 roster from the state of Mississippi.
- Consensus three-star recruit that chose Arkansas over Mississippi State and others.

CAREER STATS

| | GP/GS | RECEIVING | | | TD | LNG | RUSHING | | | TD | LNG |
|--------------|-------------|-----------|-----------|-------------|----------|-----------|----------|----------|------------|----------|----------|
| | | REC | YDS | AVG | | | ATT | YDS | AVG | | |
| 2016 | 13/0 | 1 | 29 | 29.0 | 0 | 29 | 0 | 0 | 0.0 | 0 | 0 |
| 2018 | 10/1 | 4 | 51 | 12.7 | 1 | 23 | 0 | 0 | 0.0 | 0 | 0 |
| TOTAL | 23/1 | 5 | 80 | 16.0 | 1 | 29 | 0 | 0 | 0.0 | 0 | 0 |

GAME-BY-GAME STATS

| | GP/GS | RECEIVING | | | TD | LNG | RUSHING | | | TD | LNG |
|----------------------|-------------|-----------|-----------|-------------|----------|-----------|----------|----------|------------|----------|----------|
| | | REC | YDS | AVG | | | ATT | YDS | AVG | | |
| EASTERN ILLINOIS | 1/0 | 0 | 0 | 0.0 | 0 | 0 | 0 | 0 | 0.0 | 0 | 0 |
| at Colorado State | 1/1 | 0 | 0 | 0.0 | 0 | 0 | 0 | 0 | 0.0 | 0 | 0 |
| NORTH TEXAS | 1/0 | 1 | 11 | 11.0 | 0 | 11 | 0 | 0 | 0.0 | 0 | 0 |
| at Auburn | 1/0 | 0 | 0 | 0.0 | 0 | 0 | 0 | 0 | 0.0 | 0 | 0 |
| vs. Texas A&M | - | - | - | - | - | - | - | - | - | - | - |
| ALABAMA | 1/0 | 1 | 10 | 10.0 | 0 | 10 | 0 | 0 | 0.0 | 0 | 0 |
| OLE MISS | 1/0 | 0 | 0 | 0.0 | 0 | 0 | 0 | 0 | 0.0 | 0 | 0 |
| TULSA | 1/0 | 1 | 7 | 7.0 | 1 | 7 | 0 | 0 | 0.0 | 0 | 0 |
| VANDERBILT | 1/1 | 0 | 0 | 0.0 | 0 | 0 | 0 | 0 | 0.0 | 0 | 0 |
| LSU | 1/0 | 1 | 23 | 23.0 | 0 | 23 | 0 | 0 | 0.0 | 0 | 0 |
| at Mississippi State | 1/0 | 0 | 0 | 0.0 | 0 | 0 | 0 | 0 | 0.0 | 0 | 0 |
| at Missouri | - | - | - | - | - | - | - | - | - | - | - |
| TOTAL | 10/1 | 4 | 51 | 12.7 | 1 | 23 | 0 | 0 | 0.0 | 0 | 0 |

SEASON HIGHS

Receptions1 (4x) last vs. LSU (11/10/18)
 Receiving Yards23 vs. LSU (11/10/18)
 Receiving Touchdowns1 vs. Tulsa (10/20/18)
 Long Reception23 vs. LSU (11/10/18)
 RushesNone
 Rushing YardsNone
 Rushing TouchdownsNone

CAREER HIGHS

Receptions1 (4x) last vs. LSU (11/10/18)
 Receiving Yards23 vs. LSU (11/10/18)
 Receiving Touchdowns1 vs. Tulsa (10/20/18)
 Long Reception23 vs. LSU (11/10/18)
 RushesNone
 Rushing YardsNone
 Rushing TouchdownsNone



DRE GREENLAW

23

Linebacker | 6-0 | 227 | Senior
Fayetteville, Ark. | Fayetteville HS

QUICK HITS

- 3.0 TFL at Auburn is most in a game by a Hog since Brooks Ellis had 3.0 at TCU (9/10/16).
- Started 38 games in his career, the most on roster.
- Recorded two interceptions against Texas A&M, for his second and third in his career.
- Finished tied for fourth in the SEC in tackles during conference play (72) last season.

CAREER STATS

| | GP/GS | UA | A | ToT | TFL-YDS | SCK-YDS | FF | FR-YDS | INT-YDS | QBH | BRUP |
|--------------|--------------|------------|------------|------------|----------------|---------------|----------|-------------|------------|----------|----------|
| 2015 | 13/11 | 46 | 49 | 95 | 3.5-20 | 1.0-14 | 2 | 0-0 | 0-0 | 1 | 1 |
| 2016 | 7/7 | 22 | 20 | 42 | 1.5-3 | 0.0-0 | 0 | 2-0 | 1-3 | 1 | 0 |
| 2017 | 12/12 | 52 | 51 | 103 | 1.5-15 | 1.0-14 | 0 | 0-0 | 0-0 | 2 | 2 |
| 2018 | 9/8 | 38 | 42 | 80 | 6.5-10 | 2.0-6 | 2 | 1-24 | 2-5 | 1 | 0 |
| TOTAL | 41/38 | 158 | 166 | 320 | 13.0-48 | 4.0-34 | 4 | 3-24 | 3-8 | 5 | 3 |

GAME-BY-GAME STATS

| | GP/GS | UA | A | ToT | TFL-YDS | SCK-YDS | FF | FR-YDS | INT-YDS | QBH | BRUP |
|----------------------|------------|-----------|-----------|-----------|---------------|--------------|----------|-------------|------------|----------|----------|
| EASTERN ILLINOIS | 1/1 | 3 | 7 | 10 | 2.0-2 | 0.0-0 | 2 | 0-0 | 0-0 | 0 | 0 |
| at Colorado State | -/- | - | - | - | - | - | - | - | - | - | - |
| NORTH TEXAS | -/- | - | - | - | - | - | - | - | - | - | - |
| at Auburn | 1/1 | 5 | 3 | 8 | 3.0-3 | 1.0-1 | 0 | 0-0 | 0-0 | 1 | 0 |
| vs. Texas A&M | 1/1 | 5 | 8 | 13 | 0.0-0 | 0.0-0 | 0 | 0-0 | 2-5 | 0 | 0 |
| ALABAMA | 1/1 | 6 | 7 | 13 | 0.0-0 | 0.0-0 | 0 | 0-0 | 0-0 | 0 | 0 |
| OLE MISS | 1/1 | 3 | 2 | 5 | 0.5-0 | 0.0-0 | 0 | 0-0 | 0-0 | 0 | 0 |
| TULSA | 1/1 | 6 | 3 | 9 | 1.0-5 | 1.0-5 | 0 | 0-0 | 0-0 | 0 | 0 |
| VANDERBILT | 1/0 | 2 | 0 | 2 | 0.0-0 | 0.0-0 | 0 | 0-0 | 0-0 | 0 | 0 |
| LSU | 1/1 | 5 | 7 | 12 | 0.0-0 | 0.0-0 | 0 | 1-24 | 0-0 | 0 | 0 |
| at Mississippi State | 1/1 | 3 | 5 | 8 | 0.0-0 | 0.0-0 | 0 | 0-0 | 0-0 | 0 | 0 |
| at Missouri | - | - | - | - | - | - | - | - | - | - | - |
| TOTAL | 9/8 | 38 | 42 | 80 | 6.5-10 | 2.0-6 | 2 | 1-24 | 2-5 | 1 | 0 |

SEASON HIGHS

Tackles13 (2x) last vs. Alabama (10/6/18)
 Double-Figure Tackle Games4 last vs. LSU (11/10/18)
 Tackles For Loss3.0 at Auburn (9/22/18)
 Sacks1.0 (2x) last vs. Tulsa (10/20/18)
 Interceptions2 vs. Texas A&M (9/29/18)
 Interception Return Yards5 vs. Texas A&M (9/29/18)
 QB Hurries1 at Auburn (9/22/18)
 Pass BreakupsNone
 Forced Fumbles2 vs. Eastern Illinois (9/1/18)

CAREER HIGHS

Tackles17 vs. TCU (9/9/17)
 Double-Figure Tackle Games15 last vs. LSU (11/10/18)
 Tackles For Loss3.0 at Auburn (9/22/18)
 Sacks1.0 (4x) last vs. Tulsa (10/20/18)
 Interceptions2 vs. Texas A&M (9/29/18)
 Interception Return Yards5 vs. Texas A&M (9/29/18)
 QB Hurries1 (5x), last at Auburn (9/22/18)
 Pass Breakups1 (3x), last vs. Texas A&M (9/23/17)
 Forced Fumbles2 vs. Eastern Illinois (9/1/18)

IN THE SEC RANKINGS

| | Stat | Ranking |
|-----------------------------------|------|---------|
| Tackles | 80 | T-10th |
| Tackles Per Conference Game | 8.89 | 6th |
| Total Tackles In Conference Games | 61 | 10th |



BRISTON GUIDRY

7

Defensive Line | 6-2 | 292 | Sophomore
Kenner, La. | Archbishop Rummel HS

QUICK HITS

- Has two fumble recoveries for touchdowns, against Missouri (11/24/17) and EIU (9/1/18)
- Recorded at least one tackle in 17 of 19 games.
- Saw action in 11 games last season, playing 280 defensive snaps.
- Played a season-high 50 defensive snaps against Missouri, recording his first career sack.
- A four-star recruit by ESPN, 247Sports and Rivals.

CAREER STATS

| | GP/GS | UA | A | ToT | TFL-YDS | SCK-YDS | FF | FR-YDS | INT-YDS | QBH | BRUP |
|--------------|-------------|-----------|-----------|-----------|---------------|---------------|----------|------------|------------|----------|----------|
| 2017 | 11/0 | 8 | 13 | 21 | 3.5-8 | 1.0-3 | 1 | 2-0 | 0-0 | 2 | 0 |
| 2018 | 8/0 | 4 | 11 | 15 | 2.5-14 | 1.5-12 | 0 | 1-1 | 0-0 | 0 | 2 |
| TOTAL | 19/0 | 12 | 24 | 36 | 5.0-22 | 2.5-15 | 1 | 3-1 | 0-0 | 2 | 2 |

GAME-BY-GAME STATS

| | GP/GS | UA | A | ToT | TFL-YDS | SCK-YDS | FF | FR-YDS | INT-YDS | QBH | BRUP |
|----------------------|------------|----------|-----------|-----------|---------------|---------------|----------|------------|------------|----------|----------|
| EASTERN ILLINOIS | 1/0 | 0 | 1 | 1 | 0.0-0 | 0.0-0 | 0 | 1-1 | 0-0 | 0 | 1 |
| at Colorado State | 1/0 | 0 | 1 | 1 | 0.0-0 | 0.0-0 | 0 | 0-0 | 0-0 | 0 | 0 |
| NORTH TEXAS | 1/0 | 1 | 3 | 4 | 1.0-2 | 0.0-0 | 0 | 0-0 | 0-0 | 0 | 1 |
| at Auburn | 1/0 | 0 | 1 | 1 | 0.0-0 | 0.0-0 | 0 | 0-0 | 0-0 | 0 | 0 |
| vs. Texas A&M | 1/0 | 2 | 0 | 2 | 0.0-0 | 0.0-0 | 0 | 0-0 | 0-0 | 0 | 0 |
| ALABAMA | -/- | - | - | - | - | - | - | - | - | - | - |
| OLE MISS | -/- | - | - | - | - | - | - | - | - | - | - |
| TULSA | 1/0 | 1 | 2 | 3 | 1.0-8 | 1.0-8 | 0 | 0-0 | 0-0 | 0 | 0 |
| VANDERBILT | 1/0 | 0 | 2 | 2 | 0.5-4 | 0.5-4 | 0 | 0-0 | 0-0 | 0 | 0 |
| LSU | 1/0 | 0 | 1 | 1 | 0.0-0 | 0.0-0 | 0 | 0-0 | 0-0 | 0 | 0 |
| at Mississippi State | -/- | - | - | - | - | - | - | - | - | - | - |
| at Missouri | -/- | - | - | - | - | - | - | - | - | - | - |
| TOTAL | 8/0 | 4 | 11 | 15 | 2.5-14 | 1.5-12 | 0 | 1-1 | 0-0 | 0 | 2 |

SEASON HIGHS

Tackles 4 vs. North Texas (9/15/18)
Tackles For Loss 1.0 (2x) last vs. Tulsa (10/20/18)
Sacks 1.0 vs. Tulsa (10/20/18)
Interceptions None
Interception Return Yards None
QB Hurries None
Pass Breakups 1 (2x) last vs. North Texas (9/15/18)
Forced Fumbles None
Fumble Recoveries 1 vs. Eastern Illinois (9/1/18)

CAREER HIGHS

Tackles 5 vs Mississippi State (11/18/17)
Tackles For Loss 1.0 (5x) last vs. Tulsa (10/20/18)
Sacks 1.0 (2x) last vs. Tulsa (10/20/18)
Interceptions None
Interception Return Yards None
QB Hurries 1 (2x) last vs Mississippi State (11/18/17)
Pass Breakups 1 (2x) last vs. North Texas (9/15/18)
Forced Fumbles 1 vs Coastal Carolina (11/4/17)
Fumble Recoveries 1 (3x) last vs. Eastern Illinois (9/1/18)



T.J. HAMMONDS

6

Running Back | 5-10 | 205 | Junior
Little Rock, Ark. | Joe T. Robinson HS

QUICK HITS

- Took only reception 64 yards for a touchdown against Colorado State (9/8/18)
- Responsible for two of the three longest plays from scrimmage for Arkansas last season.
- His 88-yard TD run against Coastal Carolina was the sixth-longest run in team history.
- Became the 4th player in team history to have multiple 60+ yard TDs in a game since 1997.
- First Hog since Jonathan Williams (2012) with two TD of 60+ yards in the same game.

CAREER STATS

| | GP/GS | RECEIVING | | | | | RUSHING | | | | |
|--------------|-------------|-----------|------------|-------------|----------|-----------|-----------|------------|------------|----------|-----------|
| | | REC | YDS | AVG | TD | LNG | ATT | YDS | AVG | TD | LNG |
| 2016 | 8/0 | 0 | 0 | 0.0 | 0 | 0 | 15 | 88 | 5.9 | 1 | 30 |
| 2017 | 12/0 | 2 | 64 | 32.0 | 1 | 60 | 32 | 267 | 8.3 | 1 | 88 |
| 2018 | 4/0 | 4 | 84 | 12.0 | 1 | 64 | 10 | 28 | 2.8 | 0 | 10 |
| TOTAL | 24/0 | 6 | 148 | 24.7 | 2 | 64 | 57 | 397 | 6.9 | 2 | 88 |

GAME-BY-GAME STATS

| | GP/GS | RECEIVING | | | | | RUSHING | | | | |
|----------------------|------------|-----------|-----------|-------------|----------|-----------|-----------|-----------|------------|----------|-----------|
| | | REC | YDS | AVG | TD | LNG | ATT | YDS | AVG | TD | LNG |
| EASTERN ILLINOIS | 1/0 | 1 | 3 | 3.0 | 0 | 3 | 3 | 14 | 4.7 | 0 | 10 |
| at Colorado State | 1/0 | 1 | 64 | 64.0 | 1 | 64 | 3 | 8 | 2.7 | 0 | 6 |
| NORTH TEXAS | 1/0 | 2 | 17 | 8.5 | 0 | 11 | 1 | 0 | 0.0 | 0 | 0 |
| at Auburn | -/- | - | - | - | - | - | - | - | - | - | - |
| vs. Texas A&M | 1/0 | 0 | 0 | 0.0 | 0 | 0 | 3 | 6 | 2.0 | 0 | 5 |
| ALABAMA | -/- | - | - | - | - | - | - | - | - | - | - |
| OLE MISS | -/- | - | - | - | - | - | - | - | - | - | - |
| TULSA | -/- | - | - | - | - | - | - | - | - | - | - |
| VANDERBILT | -/- | - | - | - | - | - | - | - | - | - | - |
| LSU | -/- | - | - | - | - | - | - | - | - | - | - |
| at Mississippi State | -/- | - | - | - | - | - | - | - | - | - | - |
| at Missouri | -/- | - | - | - | - | - | - | - | - | - | - |
| TOTAL | 4/0 | 4 | 84 | 12.0 | 1 | 64 | 10 | 28 | 2.8 | 0 | 10 |

SEASON HIGHS

Rushes 3 (2x) last at Colorado State (9/8/18)
Rushing Yards 14 vs. Eastern Illinois (9/1/18)
Rushing Touchdowns None
Long Rush 10 vs. Eastern Illinois (9/1/18)
Receptions 2 vs. North Texas (9/15/18)
Receiving Yards 64 at Colorado State (9/8/18)
Receiving Touchdowns 1 at Colorado State (9/8/18)
Long Reception 64 at Colorado State (9/8/18)

CAREER HIGHS

Rushes 11 at Ole Miss (10/28/17)
Rushing Yards 119 vs. Coastal Carolina (11/4/17)
Rushing Touchdowns 1 (2x), last vs. Coastal Carolina (11/4/17)
Long Rush 88 vs. Coastal Carolina (11/4/17)
Receptions 2 vs. North Texas (9/15/18)
Receiving Yards 64 at Colorado State (9/8/18)
Receiving Touchdowns 1 (2x) last at Colorado State (9/8/18)
Long Reception 64 at Colorado State (9/8/18)



De'JON HARRIS

8

Linebacker | 6-0 | 244 | Junior
Harvey, La. | John Ehret HS

QUICK HITS

- Had a career day vs. Texas A&M (9/29/18), posting 16 tackles, 2.0 TFL and a sack.
- Led the team in tackles against North Texas (12), Colorado State (11) and Texas A&M (16).
- 16 tackles in a game are the most since Dre Greenlaw had 17 against TCU (9/9/17).
- Team-high seven double-digit tackle performances in 2018.
- Leads the league in tackles & tackles in conference play.

CAREER STATS

| | GP/GS | UA | A | ToT | TFL-YDS | SCK-YDS | FF | FR-YDS | INT-YDS | QBH | BRUP |
|--------------|--------------|------------|------------|------------|----------------|---------------|----------|------------|------------|----------|----------|
| 2016 | 12/0 | 18 | 19 | 37 | 2.0-8 | 1.0-6 | 1 | 0-0 | 0-0 | 0 | 0 |
| 2017 | 12/12 | 66 | 49 | 115 | 8.5-25 | 3.5-18 | 0 | 0-0 | 0-0 | 4 | 2 |
| 2018 | 11/11 | 55 | 55 | 110 | 9.0-23 | 2.0-11 | 1 | 0-0 | 0 | 1 | 5 |
| TOTAL | 35/23 | 139 | 123 | 262 | 19.5-56 | 6.5-51 | 2 | 0-0 | 0-0 | 5 | 7 |

GAME-BY-GAME STATS

| | GP/GS | UA | A | ToT | TFL-YDS | SCK-YDS | FF | FR-YDS | INT-YDS | QBH | BRUP |
|----------------------|--------------|-----------|-----------|------------|---------------|---------------|----------|------------|----------|----------|----------|
| EASTERN ILLINOIS | 1/1 | 4 | 5 | 9 | 0.0-0 | 0.0-0 | 1 | 0-0 | 0-0 | 0 | 0 |
| at Colorado State | 1/1 | 0 | 11 | 11 | 1.0-1 | 0.0-0 | 0 | 0-0 | 0-0 | 0 | 2 |
| NORTH TEXAS | 1/1 | 7 | 5 | 12 | 0.0-0 | 0.0-0 | 0 | 0-0 | 0-0 | 0 | 2 |
| at Auburn | 1/1 | 2 | 3 | 5 | 1.5-4 | 0.0-0 | 0 | 0-0 | 0-0 | 0 | 0 |
| vs. Texas A&M | 1/1 | 12 | 4 | 16 | 2.0-10 | 1.0-9 | 0 | 0-0 | 0-0 | 0 | 0 |
| ALABAMA | 1/1 | 5 | 6 | 11 | 0.5-1 | 0.0-0 | 0 | 0-0 | 0-0 | 0 | 0 |
| OLE MISS | 1/1 | 10 | 3 | 13 | 1.0-2 | 1.0-2 | 0 | 0-0 | 0-0 | 0 | 0 |
| TULSA | 1/1 | 2 | 3 | 5 | 0.0-0 | 0.0-0 | 0 | 0-0 | 0-0 | 1 | 1 |
| VANDERBILT | 1/1 | 8 | 3 | 11 | 1.0-1 | 0.0-0 | 0 | 0-0 | 0-0 | 0 | 0 |
| LSU | 1/1 | 4 | 8 | 12 | 2.0-4 | 0.0-0 | 0 | 0-0 | 0-0 | 0 | 0 |
| at Mississippi State | 1/1 | 1 | 4 | 5 | 0.0-0 | 0.0-0 | 0 | 0-0 | 0-0 | 0 | 0 |
| at Missouri | | | | | | | | | | | |
| TOTAL | 11/11 | 55 | 55 | 110 | 9.0-23 | 2.0-11 | 1 | 0-0 | 0 | 1 | 5 |

SEASON HIGHS

| | |
|----------------------------|---------------------------------------|
| Tackles | 16 vs. Texas A&M (9/29/18) |
| Tackles For Loss | 2.0 vs. Texas A&M (9/29/18) |
| Double-Figure Tackle Games | 6, last vs. LSU (11/10/18) |
| Sacks | 1.0 (2x) last vs. Ole Miss (10/13/18) |
| Interceptions | None |
| Interception Return Yards | None |
| QB Hurries | 1 vs. Tulsa (10/20/18) |
| Pass Breakups | 2 (2x) last vs. North Texas (9/15/18) |
| Forced Fumbles | 1 vs. Eastern Illinois (9/1/18) |

CAREER HIGHS

| | |
|----------------------------|--|
| Tackles | 16 vs. Texas A&M (9/29/18) |
| Tackles For Loss | 2.0 (3x), last vs. Texas A&M (9/29/18) |
| Double-Figure Tackle Games | 14, last vs. LSU (11/10/18) |
| Sacks | 1.0 (6x) last vs. Ole Miss (10/13/18) |
| Interceptions | None |
| Interception Return Yards | 1 vs. Tulsa (10/20/18) |
| QB Hurries | 3 vs. Missouri (11/24/17) |
| Pass Breakups | 2 (2x) last vs. North Texas (9/15/18) |
| Forced Fumbles | 1 (2x) vs. Eastern Illinois (9/1/18) |

IN THE SEC RANKINGS

| | Stat | Ranking |
|----------------------------------|-------|---------|
| Tackles | 110 | 1st |
| Tackles In Conference Games | 73 | 4th |
| Solo Tackles | 55 | 2nd |
| Solo Tackles in Conference Games | 42 | 1st |
| Tackles per game | 10.43 | 3rd |



CHASE HAYDEN

2

Running Back | 5-10 | 200 | Sophomore
Memphis, Tenn. | Saint George's Independent School

QUICK HITS

- Recorded most rushing yards against Colorado State (55) since 9/24/17 against Texas A&M.
- Was the first Arkansas true freshman with multiple rushing TDs in a game since 2011.
- His 120 yards against Florida A&M were the 14th-most by a true freshman in team history.
- The only true freshman to rush for 100+ yards and score a TD in week one last season.
- Led all freshmen in the SEC with four rushing TDs before his injury.

CAREER STATS

| | GP/GS | ATT | YDS | AVG | TD | LNG | REC | YDS | AVG | TD | LNG |
|--------------|-------------|------------|------------|------------|----------|-----------|-----------|-----------|------------|----------|-----------|
| 2017 | 7/0 | 61 | 326 | 5.3 | 4 | 40 | 1 | 23 | 23.0 | 0 | 23 |
| 2018 | 11/0 | 56 | 269 | 4.8 | 1 | 38 | 11 | 61 | 5.5 | 0 | 20 |
| TOTAL | 18/0 | 117 | 595 | 5.1 | 5 | 40 | 12 | 84 | 7.0 | 0 | 23 |

GAME-BY-GAME STATS


| | GP/GS | ATT | YDS | AVG | TD | LNG | REC | YDS | AVG | TD | LNG |
|----------------------|-------------|-----------|------------|------------|----------|-----------|-----------|-----------|------------|----------|-----------|
| EASTERN ILLINOIS | 1/0 | 4 | 6 | 0.8 | 0 | 3 | 1 | 2 | 2.0 | 0 | 2 |
| at Colorado State | 1/0 | 11 | 55 | 5.0 | 0 | 18 | 0 | 0 | 0.0 | 0 | 0 |
| NORTH TEXAS | 1/0 | 5 | 21 | 4.2 | 0 | 6 | 1 | 3 | 3.0 | 0 | 3 |
| at Auburn | 1/0 | 6 | 16 | 1.8 | 0 | 8 | 1 | 6 | 6.0 | 0 | 6 |
| vs. Texas A&M | 1/0 | 1 | 1 | 1.0 | 0 | 1 | 0 | 0 | 0.0 | 0 | 0 |
| ALABAMA | 1/0 | 2 | 18 | 9.0 | 0 | 17 | 2 | 26 | 13.0 | 0 | 20 |
| OLE MISS | 1/0 | 12 | 30 | 2.5 | 0 | 17 | 0 | 0 | 0.0 | 0 | 0 |
| TULSA | 1/0 | 9 | 43 | 4.8 | 0 | 10 | 1 | 7 | 7.0 | 0 | 7 |
| VANDERBILT | 1/0 | 5 | 70 | 14.0 | 1 | 38 | 5 | 17 | 3.4 | 0 | 7 |
| LSU | 1/0 | 0 | 0 | 0 | 0 | 0 | 0 | 0 | 0.0 | 0 | 0 |
| at Mississippi State | 1/0 | 1 | -1 | -1.0 | 0 | -1 | 0 | 0 | 0.0 | 0 | 0 |
| at Missouri | | | | | | | | | | | |
| TOTAL | 11/0 | 56 | 269 | 4.8 | 1 | 38 | 11 | 61 | 5.5 | 0 | 20 |

SEASON HIGHS

| | |
|----------------------|------------------------------|
| Rushes | 12 vs. Ole Miss (10/13/18) |
| Rushing Yards | 70 vs. Vanderbilt (10/27/18) |
| Rushing Touchdowns | 1 vs. Vanderbilt (10/27/18) |
| Long Rush | 38 vs. Vanderbilt (10/27/18) |
| 100-Yard Games | None |
| Receptions | 5 vs. Vanderbilt (10/27/18) |
| Receiving Yards | 26 vs. Alabama (10/6/18) |
| Receiving Touchdowns | None |
| Long Reception | 20 vs. Alabama (10/6/18) |

CAREER HIGHS

| | |
|----------------------|----------------------------------|
| Rushes | 14 vs. Florida A&M (8/31/17) |
| Rushing Yards | 120 vs. Florida A&M (8/31/17) |
| Rushing Touchdowns | 2 vs. New Mexico State (9/30/17) |
| Long Rush | 40 vs. Auburn (10/21/17) |
| 100-Yard Games | 1, 120 vs. Florida A&M (8/31/17) |
| Receptions | 5 vs. Vanderbilt (10/27/18) |
| Receiving Yards | 26 vs. Alabama (10/6/18) |
| Receiving Touchdowns | None |
| Long Reception | 23 vs. Auburn (10/21/17) |



HAYDEN HENRY

27

Linebacker | 6-2 | 222 | Sophomore
Little Rock, Ark. | Pulaski Academy

QUICK HITS

- Has recorded a tackle in seven of the last 11 games.
- Made his first career start against Texas A&M (9/29/18), recording one tackle.
- Had a career high 6 tackles against top-ranked Alabama (10/6/18).
- Nearly doubled his season production, with 6 tackles against Alabama, bringing his total to 13 on the year.
- Rated a three-star recruit by 247Sports and ranked as the No. 13 player in the state.

CAREER STATS

| | GP/GS | UA | A | ToT | TFL-YDS | SCK-YDS | FF | FR-YDS | INT-YDS | QBH | BRUP |
|--------------|-------------|-----------|-----------|-----------|--------------|--------------|----------|------------|------------|----------|----------|
| 2017 | 12/0 | 3 | 0 | 3 | 0.0-0 | 0.0-0 | 0 | 0-0 | 0-0 | 0 | 0 |
| 2018 | 11/0 | 9 | 15 | 24 | 0.0-0 | 0.0-0 | 0 | 0-0 | 0-0 | 0 | 0 |
| TOTAL | 23/0 | 12 | 15 | 27 | 0.0-0 | 0.0-0 | 0 | 0-0 | 0-0 | 0 | 0 |

GAME-BY-GAME STATS

| | GP/GS | UA | A | ToT | TFL-YDS | SCK-YDS | FF | FR-YDS | INT-YDS | QBH | BRUP |
|----------------------|-------------|----------|-----------|-----------|--------------|--------------|----------|------------|------------|----------|----------|
| EASTERN ILLINOIS | 1/0 | 1 | 2 | 3 | 0.0-0 | 0.0-0 | 0 | 0-0 | 0-0 | 0 | 0 |
| at Colorado State | 1/0 | 2 | 0 | 2 | 0.0-0 | 0.0-0 | 0 | 0-0 | 0-0 | 0 | 0 |
| NORTH TEXAS | 1/0 | 0 | 1 | 1 | 0.0-0 | 0.0-0 | 0 | 0-0 | 0-0 | 0 | 0 |
| at Auburn | 1/0 | 0 | 0 | 0 | 0.0-0 | 0.0-0 | 0 | 0-0 | 0-0 | 0 | 0 |
| vs. Texas A&M | 1/1 | 1 | 0 | 1 | 0.0-0 | 0.0-0 | 0 | 0-0 | 0-0 | 0 | 0 |
| ALABAMA | 1/0 | 1 | 5 | 6 | 0.0-0 | 0.0-0 | 0 | 0-0 | 0-0 | 0 | 0 |
| OLE MISS | 1/0 | 0 | 0 | 0 | 0.0-0 | 0.0-0 | 0 | 0-0 | 0-0 | 0 | 0 |
| TULSA | 1/0 | 0 | 0 | 0 | 0.0-0 | 0.0-0 | 0 | 0-0 | 0-0 | 0 | 0 |
| VANDERBILT | 1/0 | 2 | 1 | 3 | 0.0-0 | 0.0-0 | 0 | 0-0 | 0-0 | 0 | 0 |
| LSU | 1/0 | 2 | 6 | 8 | 0.0-0 | 0.0-0 | 0 | 0-0 | 0-0 | 0 | 0 |
| at Mississippi State | 1/0 | 0 | 0 | 0 | 0.0-0 | 0.0-0 | 0 | 0-0 | 0-0 | 0 | 0 |
| at Missouri | | | | | | | | | | | |
| TOTAL | 11/0 | 9 | 15 | 24 | 0.0-0 | 0.0-0 | 0 | 0-0 | 0-0 | 0 | 0 |

SEASON HIGHS

| | |
|---------------------------|----------------------|
| Tackles | 8 vs. LSU (11/10/18) |
| Tackles For Loss | None |
| Sacks | None |
| Interceptions | None |
| Interception Return Yards | None |
| QB Hurries | None |
| Pass Breakups | None |
| Forced Fumbles | None |

CAREER HIGHS

| | |
|---------------------------|----------------------|
| Tackles | 8 vs. LSU (11/10/18) |
| Tackles For Loss | None |
| Sacks | None |
| Interceptions | None |
| Interception Return Yards | None |
| QB Hurries | None |
| Pass Breakups | None |
| Forced Fumbles | None |



JORDAN JONES

10

Wide Receiver | 6-1 | 180 | Sophomore
Smackover, Ark. | Smackover HS

QUICK HITS

- Recorded at least one reception in 19 of 24 games, including 10 multi-catch games.
- Finished 2nd on the team in catches over 15+ yards (13), and third in first-down catches (14)
- His 65-yard reception against Missouri was Arkansas' longest reception of the season.
- Was the only Arkansas player with multiple catches of 50+ yards in 2017.

CAREER STATS

| | GP/GS | RECEIVING | | | | | RUSHING | | | | |
|--------------|-------------|-----------|------------|-------------|----------|-----------|----------|-----------|-------------|----------|-----------|
| | | REC | YDS | AVG | TD | LNG | ATT | YDS | AVG | TD | LNG |
| 2017 | 12/6 | 21 | 401 | 19.1 | 3 | 65 | 8 | 88 | 11.0 | 0 | 30 |
| 2018 | 11/0 | 18 | 191 | 10.6 | 1 | 57 | 1 | 9 | 9.0 | 0 | 9 |
| TOTAL | 23/6 | 37 | 592 | 16.0 | 4 | 65 | 9 | 97 | 10.7 | 0 | 30 |

GAME-BY-GAME STATS

| | GP/GS | RECEIVING | | | | | RUSHING | | | | |
|----------------------|-------------|-----------|------------|-------------|----------|-----------|----------|----------|------------|----------|----------|
| | | REC | YDS | AVG | TD | LNG | ATT | YDS | AVG | TD | LNG |
| EASTERN ILLINOIS | 1/0 | 5 | 132 | 26.4 | 1 | 57 | 0 | 0 | 0.0 | 0 | 0 |
| at Colorado State | 1/0 | 1 | 2 | 2.0 | 0 | 2 | 0 | 0 | 0.0 | 0 | 0 |
| NORTH TEXAS | 1/0 | 1 | 13 | 13.0 | 0 | 13 | 0 | 0 | 0.0 | 0 | 0 |
| at Auburn | 1/0 | 2 | 15 | 7.5 | 0 | 15 | 0 | 0 | 0.0 | 0 | 0 |
| vs. Texas A&M | 1/0 | 2 | 6 | 3.0 | 0 | 8 | 0 | 0 | 0.0 | 0 | 0 |
| ALABAMA | 1/0 | 0 | 0 | 0.0 | 0 | 0 | 1 | 9 | 9.0 | 0 | 9 |
| OLE MISS | 1/0 | 0 | 0 | 0.0 | 0 | 0 | 0 | 0 | 0.0 | 0 | 0 |
| TULSA | 1/0 | 2 | 15 | 7.5 | 0 | 10 | 0 | 0 | 0.0 | 0 | 0 |
| VANDERBILT | 1/0 | 1 | 8 | 8.0 | 0 | 8 | 0 | 0 | 0.0 | 0 | 0 |
| LSU | 1/0 | 1 | -5 | -5.0 | 0 | -5 | 0 | 0 | 0.0 | 0 | 0 |
| at Mississippi State | 1/0 | 2 | 5 | 2.5 | 0 | 5 | 0 | 0 | 0.0 | 0 | 0 |
| at Missouri | | | | | | | | | | | |
| TOTAL | 11/0 | 18 | 191 | 10.6 | 1 | 57 | 1 | 9 | 9.0 | 0 | 9 |

SEASON HIGHS

| | |
|----------------------|-----------------------------------|
| Receptions | 5 vs. Eastern Illinois (9/1/18) |
| Receiving Yards | 132 vs. Eastern Illinois (9/1/18) |
| Receiving Touchdowns | 1 vs. Eastern Illinois (9/1/18) |
| Long Reception | 57 vs. Eastern Illinois (9/1/18) |
| Rushes | 1 vs. Alabama (10/6/19) |
| Rushing Yards | 9 vs. Alabama (10/6/19) |
| Rushing Touchdowns | None |
| Long Rush | 9 vs. Alabama (10/6/19) |

CAREER HIGHS

| | |
|----------------------|---|
| Receptions | 5 vs. Eastern Illinois (9/1/18) |
| Receiving Yards | 132 vs. Eastern Illinois (9/1/18) |
| Receiving Touchdowns | 1 (4x) last vs. Eastern Illinois (9/1/18) |
| Long Reception | 65 vs. Missouri (11/24/17) |
| Rushes | 2 vs. Texas A&M (9/23/17) |
| Rushing Yards | 50 vs. Texas A&M (9/23/17) |
| Rushing Touchdowns | None |
| Long Rush | 30 vs. Texas A&M (9/23/17) |



COLE KELLEY

15

Quarterback | 6-7 | 258 | Sophomore
Lafayette, La. | Teurlings Catholic HS

QUICK HITS

- Threw for a TD in 9 of 27 games played, including in 5 of 10 SEC contests.
- 8 TD passes were the second-most in a season by an Arkansas freshman in the SEC era.
- Totaled 692 passing yards in October 2017, the third most in the SEC during the month.
- Completed 13-of-18 (.722) passes for 74 yards and 5 touchdowns in the redzone in 2017.
- The first freshman QB at Arkansas since 2006 to defeat an SEC team on the road.

CAREER STATS

| | PASSING | | | | | | | | RUSHING | | | | | | | |
|--------------|-------------|------------|------------|-------------|--------------|-----------|----------|-----------|-----------|------------|------------|----------|-----------|--|--|--|
| | GP/GS | COMP | ATT | PCT | YDS | TD | INT | LNG | ATT | YDS | AVG | TD | LNG | | | |
| 2017 | 9/4 | 87 | 151 | 57.6 | 1,038 | 8 | 4 | 60 | 53 | 74 | 1.4 | 2 | 15 | | | |
| 2018 | 9/3 | 35 | 67 | 53.0 | 449 | 5 | 5 | 64 | 28 | 73 | 2.6 | 3 | 20 | | | |
| TOTAL | 18/7 | 123 | 218 | 56.6 | 1,487 | 13 | 9 | 64 | 81 | 147 | 1.8 | 5 | 20 | | | |

GAME-BY-GAME STATS

| | PASSING | | | | | | | | RUSHING | | | | | | | |
|------------------------|------------|-----------|-----------|-------------|------------|----------|----------|-----------|-----------|-----------|------------|----------|-----------|--|--|--|
| | GP/GS | COMP | ATT | PCT | YDS | TD | INT | LNG | ATT | YDS | AVG | TD | LNG | | | |
| EASTERN ILLINOIS | 1/1 | 9 | 12 | 75.0 | 92 | 1 | 0 | 42 | 3 | 4 | 1.33 | 0 | 2 | | | |
| at Colorado State | 1/0 | 6 | 9 | 66.6 | 102 | 2 | 0 | 64 | 3 | -6 | -2.0 | 0 | 3 | | | |
| NORTH TEXAS | 1/1 | 16 | 35 | 45.7 | 185 | 0 | 4 | 25 | 4 | 14 | 3.5 | 1 | 5 | | | |
| at Auburn | 1/0 | 0 | 0 | 0.0 | 0 | 0 | 0 | 0 | 2 | 2 | 1.0 | 0 | 2 | | | |
| vs. Texas A&M | 1/0 | 0 | 1 | 0.0 | 0 | 0 | 0 | 0 | 1 | 1 | 1.0 | 1 | 1 | | | |
| ALABAMA | 1/0 | 1 | 1 | 100.0 | 3 | 1 | 0 | 3 | 3 | 6 | 2.0 | 1 | 3 | | | |
| OLE MISS | 1/0 | 2 | 5 | 40.0 | 60 | 1 | 1 | 39 | 7 | 25 | 3.6 | 0 | 11 | | | |
| TULSA | 1/0 | 1 | 3 | 33.3 | 7 | 0 | 0 | 7 | 5 | 27 | 5.4 | 0 | 20 | | | |
| VANDERBILT | -/- | - | - | - | - | - | - | - | - | - | - | - | - | | | |
| LSU | 1/0 | 0 | 1 | 0.0 | 0 | 0 | 0 | 0 | 0 | 0 | 0 | 0 | 0 | | | |
| at Mississippi State/- | - | - | - | - | - | - | - | - | - | - | - | - | - | | | |
| at Missouri | - | - | - | - | - | - | - | - | - | - | - | - | - | | | |
| TOTAL | 9/3 | 35 | 67 | 53.0 | 449 | 5 | 5 | 64 | 28 | 73 | 2.6 | 3 | 20 | | | |

SEASON HIGHS

| | |
|--------------------|-----------------------------------|
| Pass Attempts..... | 35 vs. North Texas (9/15/18) |
| Completions..... | 16 vs. North Texas (9/15/18) |
| Pass Yards..... | 185 vs. North Texas (9/15/18) |
| Pass TDs..... | 2 at Colorado State (9/8/18) |
| Long Pass..... | 64 at Colorado State (9/8/18) |
| Completion %..... | 100.0 vs. Alabama (10/6/19) |
| Rushes..... | 7 vs. Ole Miss (10/13/18) |
| Rush Yards..... | 25 vs. Ole Miss (10/13/18) |
| Rush TDs..... | 1 (3x) last vs. Alabama (10/6/19) |
| Long Rush..... | 20 vs. Tulsa (10/20/18) |

CAREER HIGHS

| | |
|--------------------|-----------------------------------|
| Pass Attempts..... | 42 at Alabama (10/14/17) |
| Completions..... | 23 at Alabama (10/14/17) |
| Pass Yards..... | 200 at Alabama (10/14/17) |
| Pass TDs..... | 3 at Ole Miss (10/28/17) |
| Long Pass..... | 64 at Colorado State (9/8/18) |
| Completion %..... | 100.0 vs. Alabama (10/6/19) |
| Rushes..... | 15 vs. Auburn (10/21/17) |
| Rush Yards..... | 25 vs. Ole Miss (10/13/18) |
| Rush TDs..... | 1 (5x) last vs. Alabama (10/6/19) |
| Long Rush..... | 20 vs. Tulsa (10/20/18) |



GRANT MORGAN

31

Linebacker | 5-11 | 220 | Sophomore
Greenwood HS | Greenwood, Ark.

QUICK HITS

- Has recorded at least 0.5 tackle for loss in five of the last 11 games.
- Recorded three-plus tackles in 14 of his first 20 collegiate appearances.
- Tied for the team lead in tackles (5) against Florida A&M (8/31/17) in his collegiate debut.
- Recorded his first multi-tackle for loss game against Mississippi State, including 1.0 sack.
- Played a career-high 58 snaps against Missouri (11/24/17), with a career high eight tackles.

CAREER STATS

| | GP/GS | UA | A | ToT | TFL-YDS | SCK-YDS | FF | FR-YDS | INT-YDS | QBH | BRUP |
|--------------|-------------|-----------|-----------|-----------|---------------|--------------|----------|------------|------------|----------|----------|
| 2017 | 12/0 | 22 | 16 | 38 | 3.5-15 | 1.0-9 | 1 | 0-0 | 0-0 | 2 | 2 |
| 2018 | 11/0 | 7 | 18 | 24 | 2.5-4 | 0.0-0 | 0 | 0-0 | 0-0 | 1 | 1 |
| TOTAL | 23/0 | 29 | 34 | 63 | 6.0-19 | 1.0-9 | 1 | 0-0 | 0-0 | 3 | 3 |

GAME-BY-GAME STATS

| | GP/GS | UA | A | ToT | TFL-YDS | SCK-YDS | FF | FR-YDS | INT-YDS | QBH | BRUP |
|----------------------|-------------|----------|-----------|-----------|--------------|--------------|----------|------------|------------|----------|----------|
| EASTERN ILLINOIS | 1/0 | 1 | 4 | 5 | 0.5-1 | 0.0-0 | 0 | 0-0 | 0-0 | 0 | 1 |
| at Colorado State | 1/0 | 0 | 4 | 4 | 0.5-1 | 0.0-0 | 0 | 0-0 | 0-0 | 0 | 0 |
| NORTH TEXAS | 1/0 | 2 | 1 | 3 | 1.0-2 | 0.0-0 | 0 | 0-0 | 0-0 | 1 | 0 |
| at Auburn | 1/0 | 0 | 0 | 0 | 0.0-0 | 0.0-0 | 0 | 0-0 | 0-0 | 0 | 0 |
| vs. Texas A&M | 1/0 | 0 | 1 | 1 | 0.0-0 | 0.0-0 | 0 | 0-0 | 0-0 | 0 | 0 |
| ALABAMA | 1/0 | 3 | 2 | 5 | 0.5-0 | 0.0-0 | 0 | 0-0 | 0-0 | 0 | 0 |
| OLE MISS | 1/0 | 1 | 0 | 1 | 0.0-0 | 0.0-0 | 0 | 0-0 | 0-0 | 0 | 0 |
| TULSA | 1/0 | 0 | 1 | 1 | 0.0-0 | 0.0-0 | 0 | 0-0 | 0-0 | 0 | 0 |
| VANDERBILT | 1/0 | 0 | 2 | 2 | 0.0-0 | 0.0-0 | 0 | 0-0 | 0-0 | 0 | 0 |
| LSU | 1/0 | 0 | 0 | 0 | 0.0-0 | 0.0-0 | 0 | 0-0 | 0-0 | 0 | 0 |
| at Mississippi State | 1/0 | 0 | 1 | 1 | 0.0-0 | 0.0-0 | 0 | 0-0 | 0-0 | 0 | 0 |
| at Missouri | - | - | - | - | - | - | - | - | - | - | - |
| TOTAL | 11/0 | 7 | 18 | 24 | 2.5-4 | 0.0-0 | 0 | 0-0 | 0-0 | 1 | 1 |

SEASON HIGHS

| | |
|--------------------------------|-----------------------------------|
| Tackles..... | 5 (2x) last vs. Alabama (10/6/18) |
| Tackles For Loss..... | 1.0 vs. North Texas (9/15/18) |
| Sacks..... | None |
| Interceptions..... | None |
| Interception Return Yards..... | None |
| QB Hurries..... | 1 vs. North Texas (9/15/18) |
| Pass Breakups..... | 1 vs. Eastern Illinois (9/1/18) |
| Forced Fumbles..... | None |
| Fumble Recoveries..... | None |

CAREER HIGHS

| | |
|--------------------------------|---|
| Tackles..... | 8 vs. Missouri (11/24/17) |
| Tackles For Loss..... | 2.0 vs. Mississippi State (11/18/17) |
| Sacks..... | 1.0 2x last vs. North Texas (9/15/18) |
| Interceptions..... | None |
| Interception Return Yards..... | None |
| QB Hurries..... | 1 (3x) last vs. North Texas (9/15/18) |
| Pass Breakups..... | 1 (3x) last vs. Eastern Illinois (9/1/18) |
| Forced Fumbles..... | 1 vs. Auburn (10/21/17) |
| Fumble Recoveries..... | None |



CONNOR NOLAND

13

Quarterback | 6-2 | 207 | Freshman
Greenwood, Ark. | Greenwood HS

QUICK HITS

- The first true freshman to start at QB for Arkansas since Mitch Mustain in 2006.
- Completed 62.5% of his passes in his first start against Tulsa (10/20/18).
- A four-star prospect from Greenwood, Arkansas.
- Chose Arkansas over Texas A&M, Ole Miss, Penn State, UCLA and others.
- Led Greenwood HS to a 25-1 record as starting quarterback his junior and senior seasons.

CAREER STATS

| | PASSING | | | | | | | | RUSHING | | | | | |
|--------------|------------|-----------|-----------|-------------|------------|----------|----------|-----------|-----------|----------|------------|----------|-----------|--|
| | GP/GS | COMP | ATT | PCT | YDS | TD | INT | LNG | ATT | YDS | AVG | TD | LNG | |
| 2018 | 3/1 | 16 | 26 | 61.5 | 157 | 1 | 2 | 30 | 17 | 7 | 0.4 | 0 | 21 | |
| TOTAL | 3/1 | 16 | 26 | 61.5 | 157 | 1 | 2 | 30 | 17 | 7 | 0.4 | 0 | 21 | |

GAME-BY-GAME STATS

| | PASSING | | | | | | | | RUSHING | | | | | |
|----------------------|------------|-----------|-----------|-------------|------------|----------|----------|-----------|-----------|----------|------------|----------|-----------|---|
| | GP/GS | COMP | ATT | PCT | YDS | TD | INT | LNG | ATT | YDS | AVG | TD | LNG | |
| EASTERN ILLINOIS | -/- | - | - | - | - | - | - | - | - | - | - | - | - | - |
| at Colorado State | -/- | - | - | - | - | - | - | - | - | - | - | - | - | - |
| NORTH TEXAS | 1/0 | 4 | 7 | 57.1 | 25 | 0 | 1 | 11 | 7 | -10 | -1.4 | 0 | 13 | |
| at Auburn | -/- | - | - | - | - | - | - | - | - | - | - | - | - | - |
| vs. Texas A&M | -/- | - | - | - | - | - | - | - | - | - | - | - | - | - |
| ALABAMA | -/- | - | - | - | - | - | - | - | - | - | - | - | - | - |
| OLE MISS | -/- | - | - | - | - | - | - | - | - | - | - | - | - | - |
| TULSA | 1/1 | 10 | 16 | 62.5 | 124 | 1 | 1 | 30 | 5 | 20 | 4.0 | 0 | 10 | |
| VANDERBILT | -/- | - | - | - | - | - | - | - | - | - | - | - | - | - |
| LSU | -/- | - | - | - | - | - | - | - | - | - | - | - | - | - |
| at Mississippi State | 1/0 | 2 | 3 | 66.6 | 8 | 0 | 0 | 8 | 5 | -3 | -0.6 | 0 | 21 | |
| at Missouri | - | - | - | - | - | - | - | - | - | - | - | - | - | - |
| TOTAL | 3/1 | 16 | 26 | 61.5 | 157 | 1 | 2 | 30 | 17 | 7 | 0.4 | 0 | 21 | |

SEASON HIGHS

| | |
|--------------------|-----------------------------|
| Pass Attempts..... | 16 vs. Tulsa (10/20/18) |
| Completions..... | 10 vs. Tulsa (10/20/18) |
| Pass Yards..... | 124 vs. Tulsa (10/20/18) |
| Pass TDs..... | 1 vs. Tulsa (10/20/18) |
| Long Pass..... | 30 vs. Tulsa (10/20/18) |
| Completion %..... | 62.5 vs. Tulsa (10/20/18) |
| Rushes..... | 7 vs. North Texas (9/7/18) |
| Rush Yards..... | 20 vs. Tulsa (10/20/18) |
| Rush TDs..... | None |
| Long Rush..... | 13 vs. North Texas (9/7/18) |

CAREER HIGHS

| | |
|--------------------|-----------------------------|
| Pass Attempts..... | 16 vs. Tulsa (10/20/18) |
| Completions..... | 10 vs. Tulsa (10/20/18) |
| Pass Yards..... | 124 vs. Tulsa (10/20/18) |
| Pass TDs..... | 1 vs. Tulsa (10/20/18) |
| Long Pass..... | 30 vs. Tulsa (10/20/18) |
| Completion %..... | 62.5 vs. Tulsa (10/20/18) |
| Rushes..... | 7 vs. North Texas (9/7/18) |
| Rush Yards..... | 20 vs. Tulsa (10/20/18) |
| Rush TDs..... | None |
| Long Rush..... | 13 vs. North Texas (9/7/18) |



CHEYENNE O'GRADY

85

Tight End | 6-4 | 251 | Junior
Fayetteville, Ark. | Fayetteville HS

QUICK HITS

- Became the 14th player since 2007 to record multiple receiving touchdowns against Alabama.
- 77 yards vs. Texas A&M was the most by a Hog TE since Hunter Henry had 92 against K-State in 2016.
- First Hog tight end to record multiple touchdowns since Hunter Henry had 2 against MSU in 2015.
- The seventh Arkansas TE to have multiple receiving TDs in a game since 2004.
- Fifth in the SEC in reception yards among tight ends with 201.

CAREER STATS

| | RECEIVING | | | | | | RUSHING | | | | |
|--------------|-------------|-----------|------------|-------------|----------|-----------|----------|----------|------------|----------|----------|
| | GP/GS | REC | YDS | AVG | TD | LNG | ATT | YDS | AVG | TD | LNG |
| 2016 | 8/0 | 3 | 63 | 21.0 | 1 | 28 | 0 | 0 | 0.0 | 0 | 0 |
| 2017 | 11/1 | 21 | 132 | 6.3 | 2 | 19 | 0 | 0 | 0.0 | 0 | 0 |
| 2018 | 9/6 | 29 | 383 | 13.2 | 6 | 39 | 0 | 0 | 0.0 | 0 | 0 |
| TOTAL | 28/7 | 53 | 578 | 10.9 | 9 | 39 | 0 | 0 | 0.0 | 0 | 0 |

GAME-BY-GAME STATS

| | RECEIVING | | | | | | RUSHING | | | | |
|----------------------|------------|-----------|------------|-------------|----------|-----------|----------|----------|------------|----------|----------|
| | GP/GS | REC | YDS | AVG | TD | LNG | ATT | YDS | AVG | TD | LNG |
| EASTERN ILLINOIS | -/- | - | - | - | - | - | - | - | - | - | - |
| at Colorado State | -/- | - | - | - | - | - | - | - | - | - | - |
| NORTH TEXAS | 1/0 | 0 | 0 | 0.0 | 0 | 0 | 0 | 0 | 0.0 | 0 | 0 |
| at Auburn | 1/0 | 0 | 0 | 0.0 | 0 | 0 | 0 | 0 | 0.0 | 0 | 0 |
| vs. Texas A&M | 1/1 | 3 | 77 | 25.7 | 0 | 36 | 0 | 0 | 0.0 | 0 | 0 |
| ALABAMA | 1/1 | 7 | 48 | 6.9 | 2 | 16 | 0 | 0 | 0.0 | 0 | 0 |
| OLE MISS | 1/1 | 3 | 41 | 13.6 | 1 | 39 | 0 | 0 | 0.0 | 0 | 0 |
| TULSA | 1/0 | 2 | 35 | 17.5 | 0 | 20 | 0 | 0 | 0.0 | 0 | 0 |
| VANDERBILT | 1/1 | 6 | 83 | 13.8 | 1 | 25 | 0 | 0 | 0.0 | 0 | 0 |
| LSU | 1/1 | 6 | 75 | 12.5 | 2 | 32 | 0 | 0 | 0.0 | 0 | 0 |
| at Mississippi State | 1/1 | 2 | 24 | 12.0 | 0 | 17 | 0 | 0 | 0.0 | 0 | 0 |
| at Missouri | - | - | - | - | - | - | - | - | - | - | - |
| TOTAL | 9/6 | 29 | 383 | 13.2 | 6 | 39 | 0 | 0 | 0.0 | 0 | 0 |

SEASON HIGHS

| | |
|---------------------------|--------------------------------|
| Receptions..... | 7 vs. Alabama (10/6/18) |
| Receiving Yards..... | 83 vs. Vanderbilt (10/27/18) |
| Receiving Touchdowns..... | 2 (2x) last vs. LSU (11/10/18) |
| Long Reception..... | 39 vs. Ole Miss (10/13/18) |

CAREER HIGHS

| | |
|---------------------------|--------------------------------|
| Receptions..... | 7 vs. Alabama (10/6/18) |
| Receiving Yards..... | 83 vs. Vanderbilt (10/27/18) |
| Receiving Touchdowns..... | 2 (2x) last vs. LSU (11/10/18) |
| Long Reception..... | 39 vs. Ole Miss (10/13/18) |

IN THE SEC RANKINGS

| | Stat | Ranking |
|---|------|---------|
| Receiving Touchdowns | 6 | T-6th |
| Receiving Touchdowns (Among Tight Ends) | 6 | T-3rd |
| Receiving Touchdowns In Conference Games | 6 | T-1st |
| Receiving Touchdowns In Conference Games (Among Tight Ends) | 6 | 1st |



La'MICHAEL PETTWAY 16

Wide Receiver | 6-2 | 219 | Junior
Nashville, Ark. | Nashville HS

QUICK HITS

- Surpassed last year's receiving yard total in game one against EIU (9/1/18).
- One of six players in the SEC with two touchdowns in a game in week one.
- Recorded career highs in receptions, yards, TDs and long reception against EIU.
- Started 2018 with three games of multiple receptions, after having none prior to this year.
- Made his first career start against Florida A&M in the season opener last year.

CAREER STATS

| | GP/GS | RECEIVING | | | | | RUSHING | | | | |
|--------------|-------------|-----------|------------|-------------|----------|-----------|----------|----------|------------|----------|----------|
| | | REC | YDS | AVG | TD | LNG | ATT | YDS | AVG | TD | LNG |
| 2016 | 10/0 | 1 | 10 | 10.0 | 1 | 10 | 0 | 0 | 0.0 | 0 | 0 |
| 2017 | 9/3 | 6 | 92 | 15.3 | 0 | 25 | 0 | 0 | 0.0 | 0 | 0 |
| 2018 | 11/4 | 27 | 474 | 17.5 | 4 | 48 | 0 | 0 | 0.0 | 0 | 0 |
| TOTAL | 30/7 | 34 | 576 | 16.9 | 5 | 48 | 0 | 0 | 0.0 | 0 | 0 |

GAME-BY-GAME STATS

| | GP/GS | RECEIVING | | | | | RUSHING | | | | |
|----------------------|-------------|-----------|------------|-------------|----------|-----------|----------|----------|------------|----------|----------|
| | | REC | YDS | AVG | TD | LNG | ATT | YDS | AVG | TD | LNG |
| EASTERN ILLINOIS | 1/0 | 5 | 93 | 18.6 | 2 | 48 | 0 | 0 | 0.0 | 0 | 0 |
| at Colorado State | 1/1 | 2 | 31 | 15.5 | 1 | 25 | 0 | 0 | 0.0 | 0 | 0 |
| NORTH TEXAS | 1/1 | 4 | 49 | 12.3 | 0 | 16 | 0 | 0 | 0.0 | 0 | 0 |
| at Auburn | 1/1 | 0 | 0 | 0.0 | 0 | 0 | 0 | 0 | 0.0 | 0 | 0 |
| vs. Texas A&M | 1/0 | 1 | 10 | 10.0 | 0 | 10 | 0 | 0 | 0.0 | 0 | 0 |
| ALABAMA | 1/0 | 3 | 17 | 5.6 | 0 | 9 | 0 | 0 | 0.0 | 0 | 0 |
| OLE MISS | 1/0 | 3 | 77 | 25.6 | 1 | 39 | 0 | 0 | 0.0 | 0 | 0 |
| TULSA | 1/0 | 1 | 30 | 30.0 | 0 | 30 | 0 | 0 | 0.0 | 0 | 0 |
| VANDERBILT | 1/0 | 2 | 51 | 25.5 | 0 | 40 | 0 | 0 | 0.0 | 0 | 0 |
| LSU | 1/0 | 2 | 33 | 16.5 | 0 | 31 | 0 | 0 | 0.0 | 0 | 0 |
| at Mississippi State | 1/1 | 4 | 83 | 20.8 | 0 | 47 | 0 | 0 | 0.0 | 0 | 0 |
| at Missouri | | | | | | | | | | | |
| TOTAL | 11/4 | 27 | 474 | 17.5 | 4 | 48 | 0 | 0 | 0.0 | 0 | 0 |

SEASON HIGHS

Receptions 5 vs. Eastern Illinois (9/1/18)
 Receiving Yards 93 vs. Eastern Illinois (9/1/18)
 Receiving Touchdowns 2 vs. Eastern Illinois (9/1/18)
 Long Reception 48 vs. Eastern Illinois (9/1/18)

CAREER HIGHS

Receptions 5 vs. Eastern Illinois (9/1/18)
 Receiving Yards 93 vs. Eastern Illinois (9/1/18)
 Receiving Touchdowns 2 vs. Eastern Illinois (9/1/18)
 Long Reception 48 vs. Eastern Illinois (9/1/18)



BUMPER POOL 16

Linebacker | 6-2 | 223 | Freshman
Lucas, Texas | Lovejoy HS

QUICK HITS

- Made first career start at Colorado State (9/8/18), recording first TFL (0.5) and PBU (1).
- 60-yard fumble return is Arkansas' longest since Jerry Franklin's 94-yard return in 2011.
- Tied for the third-most tackles on team in debut against EIU (9/1/18).
- Four-star recruit that chose Arkansas over Alabama, LSU, Texas A&M and others.

CAREER STATS

| | GP/GS | UA | A | ToT | TFL-YDS | SCK-YDS | FF | FR-YDS | INT-YDS | QBH | BRUP |
|--------------|------------|----------|-----------|-----------|--------------|--------------|----------|-------------|------------|----------|----------|
| 2018 | 8/3 | 9 | 14 | 23 | 2.5-4 | 0.0-0 | 0 | 1-60 | 0-0 | 1 | 3 |
| TOTAL | 8/3 | 9 | 14 | 23 | 2.5-4 | 0.0-0 | 0 | 1-60 | 0-0 | 1 | 3 |

GAME-BY-GAME STATS

| | GP/GS | UA | A | ToT | TFL-YDS | SCK-YDS | FF | FR-YDS | INT-YDS | QBH | BRUP |
|----------------------|------------|----------|-----------|-----------|--------------|--------------|----------|-------------|------------|----------|----------|
| EASTERN ILLINOIS | 1/0 | 2 | 4 | 6 | 0.0-0 | 0.0-0 | 0 | 1-60 | 0-0 | 0 | 0 |
| at Colorado State | 1/1 | 0 | 4 | 4 | 0.5-1 | 0.0-0 | 0 | 0-0 | 0-0 | 0 | 1 |
| NORTH TEXAS | 1/1 | 1 | 2 | 3 | 1.0-1 | 0.0-0 | 0 | 0-0 | 0-0 | 1 | 1 |
| at Auburn | 1/0 | 0 | 0 | 0 | 0.0-0 | 0.0-0 | 0 | 0-0 | 0-0 | 0 | 0 |
| vs. Texas A&M | 1/0 | 0 | 0 | 0 | 0.0-0 | 0.0-0 | 0 | 0-0 | 0-0 | 0 | 0 |
| ALABAMA | 1/0 | 0 | 0 | 0 | 0.0-0 | 0.0-0 | 0 | 0-0 | 0-0 | 0 | 0 |
| OLE MISS | -/- | - | - | - | - | - | - | - | - | - | - |
| TULSA | 1/0 | 0 | 0 | 0 | 0.0-0 | 0.0-0 | 0 | 0-0 | 0-0 | 0 | 1 |
| VANDERBILT | 1/1 | 6 | 4 | 10 | 1.0-2 | 0.0-0 | 0 | 0-0 | 0-0 | 0 | 0 |
| LSU | -/- | - | - | - | - | - | - | - | - | - | - |
| at Mississippi State | 1/0 | 0 | 0 | 0 | 0.0-0 | 0.0-0 | 0 | 0-0 | 0-0 | 0 | 0 |
| at Missouri | | | | | | | | | | | |
| TOTAL | 8/3 | 9 | 14 | 23 | 2.5-4 | 0.0-0 | 0 | 1-60 | 0-0 | 1 | 3 |

SEASON HIGHS

Tackles 10 vs. Vanderbilt (10/27/18)
 Tackles For Loss 1.0 (2x) last vs. Vanderbilt (10/27/18)
 Sacks None
 Interceptions None
 Interception Return Yards None
 QB Hurries 1 vs. North Texas (9/15/18)
 Pass Breakups 1 (3x) last vs. Tulsa (10/20/18)
 Forced Fumbles 1 at Colorado State (9/8/18)
 Fumble Recoveries 1 vs. Eastern Illinois (9/1/18)

CAREER HIGHS

Tackles 10 vs. Vanderbilt (10/27/18)
 Tackles For Loss 1.0 (2x) last vs. Vanderbilt (10/27/18)
 Sacks None
 Interceptions None
 Interception Return Yards None
 QB Hurries 1 vs. North Texas (9/15/18)
 Pass Breakups 1 (3x) last vs. Tulsa (10/20/18)
 Forced Fumbles 1 at Colorado State (9/8/18)
 Fumble Recoveries 1 vs. Eastern Illinois (9/1/18)



RYAN PULLEY

11

Defensive Back | 5-11 | 198 | Junior
Fort Myers, Fla. | Island Coast HS

QUICK HITS

- Recorded his first interception since the 2016 season against Colorado State (9/8/18).
- Suffered a right pectoral injury and missed most of the 2017 season.
- Recorded his first career sack at Auburn (9/22/18).
- Recorded his first career FF against Alabama (10/6/18), the sixth fumble for the Tide this season.

CAREER STATS

| | GP/GS | UA | A | ToT | TFL-YDS | SCK-YDS | FF | FR-YDS | INT-YDS | QBH | BRUP |
|--------------|--------------|-----------|-----------|-----------|---------------|--------------|----------|------------|-------------|----------|-----------|
| 2015 | 10/1 | 6 | 4 | 10 | 0.0-0 | 0.0-0 | 0 | 0-0 | 1-8 | 0 | 2 |
| 2016 | 13/12 | 33 | 14 | 47 | 0.5-0 | 0.0-0 | 0 | 1-0 | 2-75 | 0 | 13 |
| 2017 | 1/1 | 1 | 0 | 1 | 0.0-0 | 0.0-0 | 0 | 0-0 | 0-0 | 0 | 0 |
| 2018 | 11/9 | 30 | 7 | 37 | 3.5-13 | 1.0-5 | 1 | 0-0 | 3-0 | 0 | 6 |
| TOTAL | 35/24 | 70 | 25 | 96 | 4.0-13 | 1.0-5 | 1 | 1-0 | 6-83 | 0 | 21 |

GAME-BY-GAME STATS

| | GP/GS | UA | A | ToT | TFL-YDS | SCK-YDS | FF | FR-YDS | INT-YDS | QBH | BRUP |
|----------------------|-------------|-----------|----------|-----------|---------------|--------------|----------|------------|------------|----------|----------|
| EASTERN ILLINOIS | 1/1 | 2 | 1 | 3 | 0.0-0 | 0.0-0 | 0 | 0-0 | 0-0 | 0 | 0 |
| at Colorado State | 1/1 | 4 | 1 | 5 | 0.0-0 | 0.0-0 | 0 | 0-0 | 1-0 | 0 | 2 |
| NORTH TEXAS | 1/1 | 3 | 0 | 3 | 1.0-3 | 0.0-0 | 0 | 0-0 | 0-0 | 0 | 0 |
| at Auburn | 1/1 | 3 | 1 | 4 | 1.0-5 | 1.0-5 | 0 | 0-0 | 0-0 | 0 | 1 |
| vs. Texas A&M | 1/1 | 4 | 0 | 4 | 0.0-0 | 0.0-0 | 0 | 0-0 | 0-0 | 0 | 0 |
| ALABAMA | 1/1 | 3 | 1 | 4 | 0.0-0 | 0.0-0 | 1 | 0-0 | 0-0 | 0 | 0 |
| OLE MISS | 1/1 | 2 | 1 | 3 | 0.0-0 | 0.0-0 | 0 | 0-0 | 1-0 | 0 | 1 |
| TULSA | 1/0 | 2 | 0 | 2 | 0.0-0 | 0.0-0 | 0 | 0-0 | 1-0 | 0 | 1 |
| VANDERBILT | 1/0 | 2 | 0 | 2 | 0.0-0 | 0.0-0 | 0 | 0-0 | 0-0 | 0 | 1 |
| LSU | 1/1 | 4 | 2 | 6 | 1.5-5 | 0.0-0 | 0 | 0-0 | 0-0 | 0 | 0 |
| at Mississippi State | 1/1 | 1 | 0 | 1 | 0.0-0 | 0.0-0 | 0 | 0-0 | 0-0 | 0 | 0 |
| at Missouri | | | | | | | | | | | |
| TOTAL | 11/9 | 30 | 7 | 37 | 3.5-13 | 1.0-5 | 1 | 0-0 | 3-0 | 0 | 6 |

SEASON HIGHS

Tackles 5 at Colorado State (9/8/18)
Tackles For Loss 1.0 (2x) last at Auburn (9/22/18)
Sacks 1.0 at Auburn (9/22/18)
Interceptions 1 (3x) last vs. Tulsa (10/21/18)
Interception Return Yards None
QB Hurries None
Pass Breakups 2 at Colorado State (9/8/18)
Forced Fumbles 1 vs. Alabama (10/6/18)
Fumble Recoveries None

CAREER HIGHS

Tackles 7 at Missouri (11/24/16)
Tackles For Loss 1.0 (2x) last at Auburn (9/22/18)
Sacks 1.0 at Auburn (9/22/18)
Interceptions 1 (6x), last vs. Tulsa (10/21/18)
Interception Return Yards 50 vs. Virginia Tech (12/29/16)
QB Hurries None
Pass Breakups 3 at TCU (9/10/16)
Forced Fumbles 1 vs. Alabama (10/6/18)
Fumble Recoveries None



SANTOS RAMIREZ

9

Defensive Back | 6-2 | 204 | Senior
Shreveport, La. | Evangel Christian Academy

QUICK HITS

- Had his seventh career double-digit tackling effort against Mississippi State (11/18/18).
- In 2017, finished third on the team and first among DBs in tackles (63).
- Enters the 2018 campaign with 5 career FF, the most since Tenarius Wright (2008-2012).
- Forced and recovered a key fumble and broke up a pass against Ole Miss (10/28/17).
- One of 3 players in the FBS to record at least 60 tackles, an INT, 8 PBUs and 3 FF in 2017.

CAREER STATS

| | GP/GS | UA | A | ToT | TFL-YDS | SCK-YDS | FF | FR-YDS | INT-YDS | QBH | BRUP |
|--------------|--------------|------------|-----------|------------|--------------|--------------|----------|------------|-------------|----------|-----------|
| 2015 | 12/3 | 22 | 13 | 35 | 0.0-0 | 0.0-0 | 0 | 0-0 | 1-18 | 0 | 3 |
| 2016 | 12/7 | 30 | 13 | 43 | 0.0-0 | 0.0-0 | 2 | 0-0 | 1-24 | 0 | 2 |
| 2017 | 12/12 | 34 | 29 | 63 | 2.0-4 | 0.0-0 | 3 | 1-0 | 1-16 | 0 | 8 |
| 2018 | 11/11 | 42 | 43 | 85 | 0.5-0 | 0.0-0 | 0 | 1-0 | 0 | 0 | 0 |
| TOTAL | 47/33 | 123 | 93 | 216 | 2.5-4 | 0.0-0 | 5 | 1-0 | 3-58 | 0 | 13 |

GAME-BY-GAME STATS

| | GP/GS | UA | A | ToT | TFL-YDS | SCK-YDS | FF | FR-YDS | INT-YDS | QBH | BRUP |
|----------------------|--------------|-----------|-----------|-----------|--------------|--------------|----------|------------|----------|----------|----------|
| EASTERN ILLINOIS | 1/1 | 5 | 1 | 6 | 0.0-0 | 0.0-0 | 0 | 1-0 | 0-0 | 0 | 0 |
| at Colorado State | 1/1 | 4 | 6 | 10 | 0.0-0 | 0.0-0 | 0 | 0-0 | 0-0 | 0 | 0 |
| NORTH TEXAS | 1/1 | 3 | 1 | 4 | 0.0-0 | 0.0-0 | 0 | 0-0 | 0-0 | 0 | 0 |
| at Auburn | 1/1 | 4 | 1 | 5 | 0.0-0 | 0.0-0 | 0 | 0-0 | 0-0 | 0 | 0 |
| vs. Texas A&M | 1/1 | 6 | 4 | 10 | 0.0-0 | 0.0-0 | 0 | 0-0 | 0-0 | 0 | 0 |
| ALABAMA | 1/1 | 3 | 9 | 12 | 0.0-0 | 0.0-0 | 0 | 0-0 | 0-0 | 0 | 0 |
| OLE MISS | 1/1 | 4 | 2 | 6 | 0.0-0 | 0.0-0 | 0 | 0-0 | 0-0 | 0 | 0 |
| TULSA | 1/1 | 5 | 5 | 10 | 0.5-0 | 0.0-0 | 0 | 0-0 | 0-0 | 0 | 0 |
| VANDERBILT | 1/1 | 1 | 0 | 1 | 0.0-0 | 0.0-0 | 0 | 0-0 | 0-0 | 0 | 0 |
| LSU | 1/1 | 4 | 6 | 10 | 0.0-0 | 0.0-0 | 0 | 0-0 | 0-0 | 0 | 0 |
| at Mississippi State | 1/1 | 3 | 8 | 11 | 0.0-0 | 0.0-0 | 0 | 0-0 | 0-0 | 0 | 0 |
| at Missouri | | | | | | | | | | | |
| TOTAL | 11/11 | 42 | 43 | 85 | 0.5-0 | 0.0-0 | 0 | 1-0 | 0 | 0 | 0 |

SEASON HIGHS

Tackles 12 vs. Alabama (10/6/18)
Tackles For Loss 0.5 vs. Tulsa (10/20/18)
Sacks None
Interceptions None
Interception Return Yards None
QB Hurries None
Pass Breakups None
Forced Fumbles None
Fumble Recoveries 1 vs. Eastern Illinois (9/1/18)

CAREER HIGHS

Tackles 12 vs. Alabama (10/6/18)
Tackles For Loss 1 vs. New Mexico State (9/30/17)
Sacks None
Interceptions 1 (3x), last vs. TCU (9/9/17)
Interception Return Yards 24 vs. Florida (11/5/16)
QB Hurries None
Pass Breakups 2 (3x) last vs. Coastal Carolina (11/4/17)
Forced Fumbles 1 (4x) last at Ole Miss (10/28/17)
Fumble Recoveries 1 (2x) last vs. Eastern Illinois (9/1/18)



RANDY RAMSEY

10

Defensive Line | 6-4 | 236 | Senior
Ft. Lauderdale, Fla. | Dillard HS

QUICK HITS

- Led the team last season with six QBHs, with five coming in SEC Contests.
- Logged his first career sack against Florida A&M (8/31/17).
- Recorded a career high nine tackles in a comeback win against Ole Miss (10/28/17).
- Made at least 1.0 tackle for loss in four games, had 1.0 sack in two games in 2017.

CAREER STATS

| | GP/GS | UA | A | ToT | TFL-YDS | SCK-YDS | FF | FR-YDS | INT-YDS | QBH | BRUP |
|--------------|--------------|-----------|-----------|------------|----------------|---------------|----------|------------|------------|-----------|----------|
| 2014 | 7/1 | 5 | 3 | 8 | 0.5-1 | 0.0-0 | 0 | 0-0 | 0-0 | 0 | 0 |
| 2016 | 12/3 | 13 | 10 | 23 | 5.5-32 | 2.5-20 | 3 | 1-0 | 0-0 | 4 | 0 |
| 2017 | 12/8 | 20 | 22 | 42 | 5.5-18 | 2.0-13 | 1 | 0-0 | 0-0 | 6 | 2 |
| 2018 | 9/9 | 15 | 16 | 31 | 6.0-32 | 3.0-22 | 0 | 1-0 | 0-0 | 5 | 0 |
| TOTAL | 40/21 | 53 | 51 | 104 | 17.5-83 | 7.5-55 | 4 | 2-0 | 0-0 | 15 | 2 |

GAME-BY-GAME STATS

| | GP/GS | UA | A | ToT | TFL-YDS | SCK-YDS | FF | FR-YDS | INT-YDS | QBH | BRUP |
|----------------------|------------|-----------|-----------|-----------|---------------|---------------|----------|------------|------------|----------|----------|
| EASTERN ILLINOIS | -/- | - | - | - | - | - | - | - | - | - | - |
| at Colorado State | -/- | - | - | - | - | - | - | - | - | - | - |
| NORTH TEXAS | 1/1 | 0 | 1 | 1 | 0.0-0 | 0.0-0 | 0 | 0-0 | 0-0 | 3 | 0 |
| at Auburn | 1/1 | 5 | 1 | 6 | 2.0-11 | 1.0-6 | 0 | 0-0 | 0-0 | 0 | 0 |
| vs. Texas A&M | 1/1 | 1 | 3 | 4 | 0.0-0 | 0.0-0 | 0 | 0-0 | 0-0 | 0 | 0 |
| ALABAMA | 1/1 | 0 | 3 | 3 | 0.5-1 | 0.0-0 | 0 | 0-0 | 0-0 | 1 | 0 |
| OLE MISS | 1/1 | 2 | 2 | 4 | 2.5-10 | 1.0-6 | 0 | 0-0 | 0-0 | 0 | 0 |
| TULSA | 1/1 | 2 | 1 | 3 | 0.0-0 | 0.0-0 | 0 | 1-0 | 0-0 | 0 | 0 |
| VANDERBILT | 1/1 | 4 | 3 | 7 | 1.0-10 | 1.0-10 | 0 | 0-0 | 0-0 | 0 | 0 |
| LSU | 1/1 | 0 | 0 | 0 | 0.0-0 | 0.0-0 | 0 | 0-0 | 0-0 | 1 | 0 |
| at Mississippi State | 1/1 | 1 | 2 | 3 | 0.0-0 | 0.0-0 | 0 | 0-0 | 0-0 | 0 | 0 |
| at Missouri | | | | | | | | | | | |
| TOTAL | 9/9 | 15 | 16 | 31 | 6.0-32 | 3.0-22 | 0 | 1-0 | 0-0 | 5 | 0 |

SEASON HIGHS

Tackles6 at Auburn (9/22/18)
Tackles For Loss.....2.5 vs. Ole Miss (10/14/18)
Sacks.....1.0 (3x) last vs. Vanderbilt (10/27/18)
InterceptionsNone
Interception Return YardsNone
QB Hurries3 vs. North Texas (9/15/18)
Pass Breakups.....None
Forced FumblesNone

CAREER HIGHS

Tackles9 vs. Ole Miss (10/28/17)
Tackles For Loss.....2.5 vs. Ole Miss (10/14/18)
Sacks.....1.0 (7x) last vs. Vanderbilt (10/27/18)
InterceptionsNone
Interception Return YardsNone
QB Hurries3 vs. North Texas (9/15/18)
Pass Breakups.....1 (2x) last vs. Mississippi State (11/17/17)
Forced Fumbles1 (4x) last vs. Coastal Carolina (11/4/17)



KEVIN RICHARDSON

30

Defensive Back | 5-11 | 180 | Senior
Jacksonville, Ark. | Jacksonville HS



QUICK HITS

- Recorded his first statistics of the season against Texas A&M (9/29/18) with two tackles.
- Tied for the team lead in interceptions (3), breaking up four passes in 2017.
- Recorded three picks in four games, the most in a four game stretch by a Hog since 2011.
- Ended Jalen Hurts' streak of 206 passes thrown without an interception last season.
- Finished the year with 17 tackles over the final two games.

CAREER STATS

| | GP/GS | UA | A | ToT | TFL-YDS | SCK-YDS | FF | FR-YDS | INT-YDS | QBH | BRUP |
|--------------|--------------|-----------|-----------|------------|--------------|--------------|----------|-------------|------------|----------|----------|
| 2014 | 13/0 | 5 | 3 | 8 | 0.0-0 | 0.0-0 | 0 | 0-0 | 0-0 | 1 | 0 |
| 2015 | 13/5 | 22 | 22 | 44 | 0.0-0 | 0.0-0 | 0 | 0-0 | 1-0 | 0 | 3 |
| 2016 | 1/1 | 2 | 5 | 7 | 0.0-0 | 0.0-0 | 0 | 0-0 | 0-0 | 0 | 0 |
| 2017 | 12/9 | 21 | 29 | 50 | 0.5-1 | 0.0-0 | 0 | 1-22 | 3-7 | 0 | 4 |
| 2018 | 8/2 | 4 | 8 | 12 | 0.0-0 | 0.0-0 | 0 | 0-0 | 0-0 | 0 | 1 |
| TOTAL | 47/18 | 54 | 69 | 123 | 0.5-1 | 0.0-0 | 0 | 1-22 | 4-7 | 1 | 8 |

GAME-BY-GAME STATS

| | GP/GS | UA | A | ToT | TFL-YDS | SCK-YDS | FF | FR-YDS | INT-YDS | QBH | BRUP |
|----------------------|------------|----------|----------|-----------|--------------|--------------|----------|------------|------------|----------|----------|
| EASTERN ILLINOIS | -/- | - | - | - | - | - | - | - | - | - | - |
| at Colorado State | -/- | - | - | - | - | - | - | - | - | - | - |
| NORTH TEXAS | -/- | - | - | - | - | - | - | - | - | - | - |
| at Auburn | 1/0 | 0 | 0 | 0 | 0.0-0 | 0.0-0 | 0 | 0-0 | 0-0 | 0 | 0 |
| vs. Texas A&M | 1/0 | 0 | 2 | 2 | 0.0-0 | 0.0-0 | 0 | 0-0 | 0-0 | 0 | 0 |
| ALABAMA | 1/1 | 1 | 2 | 3 | 0.0-0 | 0.0-0 | 0 | 0-0 | 0-0 | 0 | 1 |
| OLE MISS | 1/1 | 2 | 0 | 2 | 0.0-0 | 0.0-0 | 0 | 0-0 | 0-0 | 0 | 0 |
| TULSA | 1/0 | 1 | 2 | 3 | 0.0-0 | 0.0-0 | 0 | 0-0 | 0-0 | 0 | 0 |
| VANDERBILT | 1/0 | 0 | 0 | 0 | 0.0-0 | 0.0-0 | 0 | 0-0 | 0-0 | 0 | 0 |
| LSU | 1/0 | 0 | 1 | 1 | 0.0-0 | 0.0-0 | 0 | 0-0 | 0-0 | 0 | 0 |
| at Mississippi State | 1/0 | 0 | 1 | 1 | 0.0-0 | 0.0-0 | 0 | 0-0 | 0-0 | 0 | 0 |
| at Missouri | | | | | | | | | | | |
| TOTAL | 8/2 | 4 | 8 | 12 | 0.0-0 | 0.0-0 | 0 | 0-0 | 0-0 | 0 | 1 |

SEASON HIGHS

Tackles3 (2x) last vs. Alabama (10/20/18)
Tackles For Loss.....None
Sacks.....None
InterceptionsNone
Interception Return YardsNone
QB HurriesNone
Pass Breakups.....1 vs. Alabama (10/6/18)
Forced FumblesNone
Fumble Recoveries.....None

CAREER HIGHS

Tackles10 (2x), last vs. Mississippi State (11/21/15)
Tackles For Loss.....None
Sacks.....None
Interceptions1 (4x) last vs. Auburn (10/21/17)
Interception Return Yards7 vs. Auburn (10/21/17)
QB Hurries1 vs. UAB (10/25/14)
Pass Breakups.....3 vs. Mississippi State (11/21/1)
Forced FumblesNone
Fumble Recoveries.....1 vs. Ole Miss (10/28/17)



T.J. SMITH

52

Defensive Line | 6-3 | 304 | Senior
Moultrie, Ga. | Colquitt County HS

QUICK HITS

- Started all 12 games in 2017, finishing as one of five Arkansas players with multiple sacks.
- Recorded his first TFL and sack of the 2018 campaign against Texas A&M (9/29/18).
- Recorded a career high five tackles against Ole Miss (10/27/17)
- All four tackles for loss and two sacks came away from home in SEC competition.
- Recorded 2.0 TFLs, 1.0 sack, a FF and a QBH in a career day against South Carolina in 2017.

CAREER STATS

| | GP/GS | UA | A | ToT | TFL-YDS | SCK-YDS | FF | FR-YDS | INT-YDS | QBH | BRUP |
|--------------|--------------|-----------|-----------|-----------|---------------|---------------|----------|------------|------------|----------|----------|
| 2016 | 5/0 | 1 | 3 | 4 | 1.5-3 | 0.0-0 | 0 | 0-0 | 0-0 | 0 | 0 |
| 2017 | 12/12 | 10 | 16 | 26 | 4.0-17 | 2.0-15 | 1 | 0-0 | 0-0 | 3 | 0 |
| 2018 | 11/10 | 7 | 16 | 23 | 2.5-9 | 1.5-6 | 0 | 0-0 | 0-0 | 0 | 0 |
| TOTAL | 28/23 | 18 | 35 | 53 | 8.0-29 | 3.5-21 | 1 | 0-0 | 0-0 | 3 | 0 |

GAME-BY-GAME STATS

| | GP/GS | UA | A | ToT | TFL-YDS | SCK-YDS | FF | FR-YDS | INT-YDS | QBH | BRUP |
|----------------------|--------------|----------|-----------|-----------|--------------|--------------|----------|------------|------------|----------|----------|
| EASTERN ILLINOIS | 1/1 | 1 | 2 | 3 | 0.5-1 | 0.0-0 | 0 | 0-0 | 0-0 | 0 | 0 |
| at Colorado State | 1/1 | 0 | 1 | 1 | 0.5-2 | 0.0-0 | 0 | 0-0 | 0-0 | 0 | 0 |
| NORTH TEXAS | 1/1 | 0 | 3 | 3 | 0.0-0 | 0.0-0 | 0 | 0-0 | 0-0 | 0 | 0 |
| at Auburn | 1/1 | 2 | 1 | 3 | 0.0-0 | 0.0-0 | 0 | 0-0 | 0-0 | 0 | 0 |
| vs. Texas A&M | 1/1 | 1 | 1 | 2 | 1.0-5 | 1.0-5 | 0 | 0-0 | 0-0 | 0 | 0 |
| ALABAMA | 1/1 | 0 | 2 | 2 | 0.0-0 | 0.0-0 | 0 | 0-0 | 0-0 | 0 | 0 |
| OLE MISS | 1/1 | 2 | 0 | 2 | 0.0-0 | 0.0-0 | 0 | 0-0 | 0-0 | 0 | 0 |
| TULSA | 1/1 | 1 | 3 | 4 | 0.5-1 | 0.5-1 | 0 | 0-0 | 0-0 | 0 | 0 |
| VANDERBILT | 1/1 | 0 | 0 | 0 | 0.0-0 | 0.0-0 | 0 | 0-0 | 0-0 | 0 | 0 |
| LSU | 1/1 | 0 | 1 | 1 | 0.0-0 | 0.0-0 | 0 | 0-0 | 0-0 | 0 | 0 |
| at Mississippi State | 1/0 | 0 | 2 | 2 | 0.0-0 | 0.0-0 | 0 | 0-0 | 0-0 | 0 | 0 |
| at Missouri | | | | | | | | | | | |
| TOTAL | 11/10 | 7 | 16 | 23 | 2.5-9 | 1.5-6 | 0 | 0-0 | 0-0 | 0 | 0 |

SEASON HIGHS

| | |
|---------------------------|---------------------------------|
| Tackles | 3 (3x) last at Auburn (9/22/18) |
| Tackles For Loss | 1.0 vs. Texas A&M (9/29/18) |
| Sacks | 1.0 vs. Texas A&M (9/29/18) |
| Interceptions | None |
| Interception Return Yards | None |
| QB Hurries | None |
| Pass Breakups | None |
| Forced Fumbles | None |
| Fumble Recoveries | None |

CAREER HIGHS

| | |
|---------------------------|--|
| Tackles | 5 at Ole Miss (10/28/17) |
| Tackles For Loss | 2.0 at South Carolina (10/7/17) |
| Sacks | 1.0 (3x) last vs. Texas A&M (9/29/18) |
| Interceptions | None |
| Interception Return Yards | None |
| QB Hurries | 1 (3x) last vs. Coastal Carolina (11/4/17) |
| Pass Breakups | None |
| Forced Fumbles | 1 at South Carolina (10/7/17) |
| Fumble Recoveries | None |



DEON STEWART

3

Wide Receiver | 5-11 | 161 | Junior
Hardy, Ark. | Highland HS

QUICK HITS

- Has at least one catch in 18 of the last 19 games, including 12 multi-catch games.
- Recorded multiple catches in six of the last 10 SEC contests.
- Finished second on the team in receptions (33), receiving yards (404) and TD catches (3).
- 8 of 9 catches on third down resulted in a first down, including 32-yarder at Auburn.

CAREER STATS

| | GP/GS | RECEIVING | | | | | RUSHING | | | | |
|--------------|--------------|-----------|------------|-------------|----------|-----------|----------|-----------|------------|----------|----------|
| | | REC | YDS | AVG | TD | LNG | ATT | YDS | AVG | TD | LNG |
| 2016 | 12/0 | 2 | 34 | 17.0 | 0 | 19 | 2 | 9 | 4.5 | 0 | 5 |
| 2017 | 12/6 | 33 | 404 | 12.2 | 3 | 38 | 8 | 10 | 1.2 | 0 | 8 |
| 2018 | 11/5 | 20 | 165 | 8.3 | 0 | 37 | 1 | 7 | 7.0 | 0 | 7 |
| TOTAL | 33/11 | 55 | 603 | 10.9 | 3 | 38 | 9 | 22 | 2.4 | 0 | 7 |

GAME-BY-GAME STATS

| | GP/GS | RECEIVING | | | | | RUSHING | | | | |
|----------------------|-------------|-----------|------------|------------|----------|-----------|----------|----------|------------|----------|----------|
| | | REC | YDS | AVG | TD | LNG | ATT | YDS | AVG | TD | LNG |
| EASTERN ILLINOIS | 1/0 | 1 | 0 | 0.0 | 0 | 0 | 0 | 0 | 0.0 | 0 | 0 |
| at Colorado State | 1/0 | 1 | 10 | 10.0 | 0 | 10 | 0 | 0 | 0.0 | 0 | 0 |
| NORTH TEXAS | 1/0 | 2 | 12 | 6.0 | 0 | 8 | 0 | 0 | 0.0 | 0 | 0 |
| at Auburn | 1/0 | 1 | 32 | 32.0 | 0 | 32 | 0 | 0 | 0.0 | 0 | 0 |
| vs. Texas A&M | 1/1 | 1 | 6 | 6.0 | 0 | 6 | 0 | 0 | 0.0 | 0 | 0 |
| ALABAMA | 1/1 | 2 | 53 | 21.5 | 0 | 37 | 0 | 0 | 0.0 | 0 | 0 |
| OLE MISS | 1/1 | 2 | 5 | 2.5 | 0 | 5 | 0 | 0 | 0.0 | 0 | 0 |
| TULSA | 1/1 | 0 | 0 | 0.0 | 0 | 0 | 0 | 0 | 0.0 | 0 | 0 |
| VANDERBILT | 1/1 | 2 | 23 | 11.5 | 0 | 17 | 0 | 0 | 0.0 | 0 | 0 |
| LSU | 1/1 | 2 | 11 | 5.5 | 0 | 9 | 0 | 0 | 0.0 | 0 | 0 |
| at Mississippi State | 1/0 | 6 | 13 | 2.1 | 0 | 8 | 1 | 7 | 7.0 | 0 | 7 |
| at Missouri | | | | | | | | | | | |
| TOTAL | 11/5 | 20 | 165 | 8.3 | 0 | 37 | 1 | 7 | 7.0 | 0 | 7 |

SEASON HIGHS

| | |
|------------------------|-----------------------------------|
| Receptions | 2 (2x) last vs. Alabama (10/6/18) |
| Receiving Yards | 53 vs. Alabama (10/6/18) |
| Receiving Touchdowns | None |
| Long Reception | 37 vs. Alabama (10/6/18) |
| Rushes | None |
| Rushing Yards | None |
| Rushing Touchdowns | None |
| Long Rush | None |
| Punt Returns | 2 vs. Tulsa (10/20/18) |
| Long Punt Return | 45 at Colorado State (9/8/18) |
| Kick Returns | 1 (2x) last at Auburn (9/22/18) |
| Kick Return Yards | 20 at Auburn (9/22/18) |
| Kick Return Touchdowns | None |

CAREER HIGHS

| | |
|------------------------|-------------------------------------|
| Receptions | 6 (2x) last vs Missouri (11/24/17) |
| Receiving Yards | 71 vs. New Mexico State (9/30/17) |
| Receiving Touchdowns | 1 (3x), last at Ole Miss (10/28/17) |
| Long Reception | 38 vs. New Mexico State (9/30/17) |
| Rushes | 2 vs. Auburn (10/21/17) |
| Rushing Yards | 5 vs. Virginia Tech (12/29/16) |
| Rushing Touchdowns | None |
| Punt Returns | 2 vs. Tulsa (10/20/18) |
| Long Rush | 5 vs. Virginia Tech (12/29/16) |
| Long Punt Return | 45 at Colorado State (9/8/18) |
| Kick Returns | 7 vs. LSU (11/12/16) |
| Kick Return Yards | 119 at Missouri (11/25/16) |
| Kick Return Touchdowns | None |

GAME 12 MISSOURI



TY STOREY

4

Quarterback | 6-2 | 215 | Junior
Charleston, Ark. | Charleston HS



QUICK HITS

- 15th quarterback to complete 25 or more passes against Alabama since 2007.
- Had a career high completions (13), attempts (31), rushes (12) and rush yards (44) at Auburn.
- Recorded 261 yards and accounted for four total touchdowns against EIU (9/1/18).
- Posted his first passing statistics since Oct. 22, 2016 against Auburn in season opener.
- Four-star recruit and early enrollee in 2015 before redshirting in first year.

CAREER STATS

| | PASSING | | | | | | | | | RUSHING | | | | |
|--------------|-------------|------------|------------|-------------|--------------|-----------|----------|-----------|-----------|------------|------------|----------|-----------|--|
| | GP/GS | COMP | ATT | PCT | YDS | TD | INT | LNG | ATT | YDS | AVG | TD | LNG | |
| 2016 | 3/0 | 1 | 4 | 25.0 | 3 | 0 | 0 | 3 | 2 | -17 | -8.5 | 0 | 0 | |
| 2017 | 2/0 | 0 | 0 | 0.0 | 0 | 0 | 0 | 0 | 1 | -5 | -5 | 0 | 0 | |
| 2018 | 9/8 | 141 | 244 | 57.7 | 1,560 | 11 | 8 | 57 | 63 | 193 | 3.1 | 1 | 23 | |
| TOTAL | 14/7 | 142 | 248 | 57.2 | 1,563 | 11 | 8 | 57 | 67 | 171 | 2.5 | 1 | 23 | |

GAME-BY-GAME STATS

| | PASSING | | | | | | | | | RUSHING | | | | |
|----------------------|------------|------------|------------|-------------|--------------|-----------|----------|-----------|-----------|------------|------------|----------|-----------|--|
| | GP/GS | COMP | ATT | PCT | YDS | TD | INT | LNG | ATT | YDS | AVG | TD | LNG | |
| EASTERN ILLINOIS | 1/0 | 12 | 17 | 70.5 | 261 | 3 | 0 | 57 | 3 | 15 | 5.0 | 1 | 10 | |
| at Colorado State | 1/1 | 5 | 13 | 38.5 | 36 | 0 | 2 | 19 | 2 | 11 | 5.5 | 0 | 17 | |
| NORTH TEXAS | -/- | - | - | - | - | - | - | - | - | - | - | - | - | |
| at Auburn | 1/1 | 13 | 31 | 41.9 | 141 | 0 | 1 | 33 | 12 | 44 | 3.7 | 0 | 17 | |
| vs. Texas A&M | 1/1 | 14 | 26 | 53.8 | 193 | 1 | 1 | 36 | 10 | 1 | 0.1 | 0 | 11 | |
| ALABAMA | 1/1 | 25 | 39 | 64.1 | 230 | 2 | 1 | 37 | 9 | 42 | 4.6 | 0 | 11 | |
| OLE MISS | 1/1 | 12 | 16 | 75.0 | 122 | 1 | 0 | 39 | 9 | 70 | 7.8 | 0 | 23 | |
| TULSA | -/- | - | - | - | - | - | - | - | - | - | - | - | - | |
| VANDERBILT | 1/1 | 23 | 36 | 63.8 | 240 | 2 | 1 | 40 | 5 | 24 | 4.8 | 0 | 16 | |
| LSU | 1/1 | 19 | 38 | 50.0 | 200 | 2 | 1 | 32 | 8 | -7 | -0.9 | 0 | 7 | |
| at Mississippi State | 1/1 | 16 | 28 | 57.1 | 137 | 0 | 1 | 47 | 5 | -7 | -1.4 | 0 | 4 | |
| at Missouri | | | | | | | | | | | | | | |
| TOTAL | 9/8 | 141 | 244 | 57.7 | 1,560 | 11 | 8 | 57 | 63 | 193 | 3.1 | 1 | 23 | |

SEASON HIGHS

| | |
|---------------|-----------------------------------|
| Pass Attempts | 39 vs. Alabama (10/6/18) |
| Completions | 25 vs. Alabama (10/6/18) |
| Pass Yards | 261 vs. Eastern Illinois (9/1/18) |
| Pass TDs | 3 vs. Eastern Illinois (9/1/18) |
| Long Pass | 57 vs. Eastern Illinois (9/1/18) |
| Completion % | 75.0 vs. Ole Miss (10/13/18) |
| Rushes | 12 at Auburn (9/22/18) |
| Rush Yards | 70 vs. Ole Miss (10/13/18) |
| Rush TDs | 1 vs. Eastern Illinois (9/1/18) |
| Long Rush | 23 vs. Ole Miss (10/13/18) |

CAREER HIGHS

| | |
|---------------|-----------------------------------|
| Pass Attempts | 39 vs. Alabama (10/6/18) |
| Completions | 25 vs. Alabama (10/6/18) |
| Pass Yards | 261 vs. Eastern Illinois (9/1/18) |
| Pass TDs | 3 vs. Eastern Illinois (9/1/18) |
| Long Pass | 57 vs. Eastern Illinois (9/1/18) |
| Completion % | 75.0 vs. Ole Miss (10/13/18) |
| Rushes | 12 at Auburn (9/22/18) |
| Rush Yards | 70 vs. Ole Miss (10/13/18) |
| Rush TDs | 1 vs. Eastern Illinois (9/1/18) |
| Long Rush | 23 vs. Ole Miss (10/13/18) |



De'VION WARREN

9

Wide Receiver | 5-10 | 180 | Sophomore
Monroe, La. | Ouachita Parish HS

QUICK HITS

- Led the SEC and ranked 13th nationally with a 26.38 kickoff return average last year.
- His 765 yards returning kicks ranks third in single-season school history.
- Led SEC with four 40-plus yard kickoff returns, longest was a 100-yard TD against Auburn.
- Became the first Razorback since 2014 to return a kickoff for a touchdown.
- 100-yard kickoff return was the longest for a score since Felix Jones' 100-yard TD in 2006.

CAREER STATS

| | RECEIVING | | | | | RUSHING | | | | | KICK RETURN | | | | |
|--------------|-------------|----------|-----------|-------------|----------|----------|----------|-----------|-------------|----------|-------------|----------------|----------|------------|-----|
| | GP/GS | REC | YDS | AVG | TD | LNG | ATT | YDS | AVG | TD | LNG | RET | YDS | TD | LNG |
| 2017 | 12/0 | 1 | 5 | 5.0 | 0 | 5 | 2 | 10 | 5.0 | 0 | 6 | 29 | 765 | 1 | 100 |
| 2018 | 7/0 | 3 | 14 | 4.6 | 1 | 0 | 1 | -13 | -13.0 | 0 | -13 | 13 | 380 | 0 | 78 |
| TOTAL | 20/0 | 4 | 19 | 4.75 | 1 | 5 | 3 | -3 | -1.0 | 0 | 6 | 421,145 | 1 | 100 | |

GAME-BY-GAME STATS

| | RECEIVING | | | | | RUSHING | | | | | KICK RETURN | | | | |
|----------------------|------------|----------|-----------|------------|----------|----------|----------|------------|--------------|----------|-------------|-----------|------------|----------|-----------|
| | GP/GS | REC | YDS | AVG | TD | LNG | ATT | YDS | AVG | TD | LNG | RET | YDS | TD | LNG |
| EASTERN ILLINOIS | 1/0 | 0 | 0 | 0.0 | 0 | 0 | 0 | 0 | 0.0 | 0 | 0 | 4 | 102 | 0 | 34 |
| at Colorado State | 1/0 | 2 | -3 | -1.5 | 0 | 0 | 0 | 0 | 0.0 | 0 | 0 | 1 | 23 | 0 | 23 |
| NORTH TEXAS | -/- | - | - | - | - | - | - | - | - | - | - | - | - | - | - |
| at Auburn | -/- | - | - | - | - | - | - | - | - | - | - | - | - | - | - |
| vs. Texas A&M | 1/0 | 0 | 0 | 0.0 | 0 | 0 | 0 | 0 | 0.0 | 0 | 0 | 1 | 11 | 0 | 11 |
| ALABAMA | 1/0 | 1 | 17 | 17.0 | 1 | 0 | 0 | 0 | 0.0 | 0 | 0 | 1 | 78 | 0 | 78 |
| OLE MISS | 1/0 | 0 | 0 | 0.0 | 0 | 0 | 0 | 0 | 0.0 | 0 | 0 | 2 | 37 | 0 | 33 |
| TULSA | 1/0 | 0 | 0 | 0.0 | 0 | 0 | 0 | 0 | 0.0 | 0 | 0 | 0 | 0 | 0 | 0 |
| VANDERBILT | 1/0 | 0 | 0 | 0.0 | 0 | 0 | 0 | 0 | 0.0 | 0 | 0 | 2 | 34 | 0 | 24 |
| LSU | -/- | - | - | - | - | - | - | - | - | - | - | - | - | - | - |
| at Mississippi State | 1/0 | 0 | 0 | 0.0 | 0 | 0 | 1 | -13 | -13.0 | 0 | -13 | 2 | 95 | 0 | 71 |
| at Missouri | | | | | | | | | | | | | | | |
| TOTAL | 7/0 | 3 | 14 | 4.6 | 1 | 0 | 1 | -13 | -13.0 | 0 | -13 | 13 | 380 | 0 | 78 |

SEASON HIGHS

| | |
|---------------------------|-----------------------------------|
| Kickoff Returns | 4 vs. Eastern Illinois (9/1/18) |
| Kickoff Return Yards | 102 vs. Eastern Illinois (9/1/18) |
| Kickoff Return Touchdowns | None |

CAREER HIGHS

| | |
|---------------------------|---|
| Kickoff Returns | 5 (2x), last vs. Coastal Carolina (11/4/17) |
| Kickoff Return Yards | 141 at Ole Miss (10/28/17) |
| Kickoff Return Touchdowns | 1 vs. Auburn (10/21/17) |



ARMON WATTS

90

Defensive Line | 6-5 | 298 | Senior
St. Louis, Mo. | Christian Brothers College HS

QUICK HITS

- First Hog to have 1.0+ sacks in each of the first three games of a season since Randy Garner in 1998.
- Fourth Hog since 1998 to have 3.0+ sacks through the first three games of a season.
- Tied for 5th in the SEC in sacks (4.0), 7th in sack yards (24) T-6th in sacks per game (0.80).
- 4.0 sacks is most by a Razorback since Deatrich Wise had 8.0 in 2015.
- 4.0 sacks through five games is the most since Chris Smith had 6.0 through five in 2013.

CAREER STATS

| | GP/GS | UA | A | ToT | TFL-YDS | SCK-YDS | FF | FR-YDS | INT-YDS | QBH | BRUP |
|--------------|-------------|-----------|-----------|-----------|---------------|---------------|----------|------------|------------|----------|----------|
| 2015 | 11/0 | 2 | 0 | 2 | 0.0-0 | 0.0-0 | 0 | 0-0 | 0-0 | 1 | 0 |
| 2016 | 1/0 | 0 | 1 | 1 | 0.0-0 | 0.0-0 | 0 | 0-0 | 0-0 | 0 | 0 |
| 2017 | 3/0 | 2 | 2 | 4 | 0.0-0 | 0.0-0 | 0 | 0-0 | 0-0 | 0 | 0 |
| 2018 | 11/10 | 17 | 25 | 42 | 7.0-44 | 6.5-43 | 2 | 0-0 | 0-0 | 2 | 2 |
| TOTAL | 25/9 | 21 | 28 | 49 | 7.0-44 | 6.5-43 | 2 | 0-0 | 0-0 | 3 | 2 |

GAME-BY-GAME STATS

| | GP/GS | UA | A | ToT | TFL-YDS | SCK-YDS | FF | FR-YDS | INT-YDS | QBH | BRUP |
|----------------------|--------------|-----------|-----------|-----------|---------------|---------------|----------|------------|------------|----------|----------|
| EASTERN ILLINOIS | 1/0 | 1 | 1 | 2 | 1.0-7 | 1.0-7 | 1 | 0-0 | 0-0 | 0 | 0 |
| at Colorado State | 1/1 | 1 | 4 | 5 | 1.5-5 | 1.0-4 | 1 | 0-0 | 0-0 | 1 | 0 |
| NORTH TEXAS | 1/1 | 1 | 1 | 2 | 1.0-9 | 1.0-9 | 0 | 0-0 | 0-0 | 0 | 1 |
| at Auburn | 1/1 | 2 | 1 | 3 | 0.0-0 | 0.0-0 | 0 | 0-0 | 0-0 | 1 | 0 |
| vs. Texas A&M | 1/1 | 1 | 4 | 5 | 1.0-4 | 1.0-4 | 0 | 0-0 | 0-0 | 0 | 0 |
| ALABAMA | 1/1 | 0 | 2 | 2 | 0.0-0 | 0.0-0 | 0 | 0-0 | 0-0 | 0 | 1 |
| OLE MISS | 1/1 | 2 | 2 | 4 | 0.0-0 | 0.0-0 | 0 | 0-0 | 0-0 | 0 | 0 |
| TULSA | 1/1 | 1 | 3 | 4 | 0.5-1 | 0.5-1 | 0 | 0-0 | 0-0 | 0 | 0 |
| VANDERBILT | 1/1 | 3 | 3 | 6 | 1.0-7 | 1.0-7 | 0 | 0-0 | 0-0 | 0 | 0 |
| LSU | 1/1 | 3 | 1 | 4 | 1.0-11 | 1.0-11 | 0 | 0-0 | 0-0 | 0 | 0 |
| at Mississippi State | 1/1 | 2 | 3 | 5 | 0.0-0 | 0.0-0 | 0 | 0-0 | 0-0 | 1 | 0 |
| at Missouri | | | | | | | | | | | |
| TOTAL | 11/10 | 17 | 25 | 42 | 7.0-44 | 6.5-43 | 2 | 0-0 | 0-0 | 2 | 2 |

SEASON HIGHS

Tackles 6 vs. Vanderbilt (10/27/18)
Tackles For Loss 1.5 at Colorado State (9/8/18)
Sacks 1.0 (6x) last vs LSU (11/10/18)
Interceptions None
Interception Return Yards None
QB Hurries 1 (4x) last at Mississippi State (11/17/18)
Pass Breakups 1 (2x) last vs. Alabama (10/6/18)
Forced Fumbles 1 (2x) last at Colorado State (9/8/18)
Fumble Recoveries None

CAREER HIGHS

Tackles 5 (2x) last vs. Texas A&M (9/29/18)
Tackles For Loss 1.5 at Colorado State (9/8/18)
Sacks 1.0 (6x) last vs LSU (11/10/18)
Interceptions None
Interception Return Yards None
QB Hurries 1 (4x) last at Mississippi State (11/17/18)
Pass Breakups 1 (2x) last vs. Alabama (10/6/18)
Forced Fumbles 1 (2x) last at Colorado State (9/8/18)
Fumble Recoveries None



DEVWAH WHALEY

21

Running Back | 5-11 | 209 | Junior
Beaumont, Texas | Central HS

QUICK HITS

- Set career highs in rushes (26) and rushing yards (165) against Colorado State (9/8/18).
- The 11th Arkansas running back to rush for 165+ yards since 2010, fourth on the road.
- Has scored a touchdown in eight of the last 10 games.
- Finished as the team's second leading rusher with 559 yards and 7 TDs on 127 carries.
- Named a preseason Doak Walker Award watch list member.

CAREER STATS

| | GP/GS | RUSHING | | | | | RECEIVING | | | | |
|--------------|--------------|------------|--------------|------------|-----------|-----------|-----------|------------|-------------|----------|-----------|
| | | ATT | YDS | AVG | TD | LNG | REC | YDS | AVG | TD | LNG |
| 2016 | 13/0 | 110 | 602 | 5.4 | 3 | 75 | 6 | 139 | 23.2 | 0 | 43 |
| 2017 | 12/11 | 127 | 559 | 4.4 | 7 | 33 | 8 | 56 | 7.0 | 1 | 20 |
| 2018 | 5/4 | 65 | 301 | 4.6 | 2 | 18 | 6 | 30 | 5.0 | 0 | 8 |
| TOTAL | 30/16 | 302 | 1,464 | 4.8 | 12 | 75 | 20 | 225 | 11.3 | 1 | 43 |

GAME-BY-GAME STATS

| | GP/GS | ATT | YDS | AVG | TD | LNG | REC | YDS | AVG | TD | LNG |
|----------------------|------------|-----------|------------|------------|----------|-----------|----------|-----------|------------|----------|----------|
| EASTERN ILLINOIS | 1/1 | 10 | 29 | 2.8 | 1 | 8 | 0 | 0 | 0.0 | 0 | 0 |
| at Colorado State | 1/1 | 26 | 165 | 6.3 | 1 | 18 | 0 | 0 | 0.0 | 0 | 0 |
| NORTH TEXAS | 1/1 | 9 | 16 | 1.3 | 0 | 7 | 2 | 12 | 6.0 | 0 | 8 |
| at Auburn | 1/1 | 8 | 26 | 3.2 | 0 | 16 | 2 | 9 | 4.5 | 0 | 7 |
| vs. Texas A&M | -/- | - | - | - | - | - | - | - | - | - | - |
| ALABAMA | -/- | - | - | - | - | - | - | - | - | - | - |
| OLE MISS | 1/0 | 12 | 67 | 5.6 | 0 | 16 | 2 | 9 | 4.5 | 0 | 5 |
| TULSA | -/- | - | - | - | - | - | - | - | - | - | - |
| VANDERBILT | -/- | - | - | - | - | - | - | - | - | - | - |
| LSU | -/- | - | - | - | - | - | - | - | - | - | - |
| at Mississippi State | 1/0 | 4 | 16 | 4.0 | 0 | 6 | 1 | 2 | 2.0 | 0 | 2 |
| at Missouri | | | | | | | | | | | |
| TOTAL | 6/4 | 69 | 317 | 4.6 | 2 | 18 | 7 | 32 | 4.5 | 0 | 8 |

SEASON HIGHS

Rushes 26 at Colorado State (9/8/18)
Rushing Yards 165 at Colorado State (9/8/18)
Rushing TDs 1 (2x) last at Colorado State (9/8/18)
Long Rush 18 at Colorado State (9/8/18)
100-Yard Games 1 at Colorado State (9/15/18)
Receptions 2 vs. North Texas (9/15/18)
Receiving Yards 12 vs. North Texas (9/15/18)
Receiving TDs None
Long Reception 8 vs. North Texas (9/15/18)

CAREER HIGHS

Rushes 26 at Colorado State (9/8/18)
Rushing Yards 165 at Colorado State (9/8/18)
Rushing TDs 1 (13x) last at Colorado State (9/8/18)
Long Rush 75 vs. Alcorn State (10/1/16)
100-Yard Games 4, last at Colorado State (9/8/18)
Receptions 2 (4x) last vs. North Texas (9/15/18)
Receiving Yards 69 vs. Florida (11/5/16)
Receiving TDs 1 at Ole Miss (10/28/17)
Long Reception 43 vs. Florida (11/5/16)



MIKE WOODS

8

Wide Receiver | 6-1 | 190 | Freshman
Magnolia, Texas | Magnolia HS

QUICK HITS

- Led Arkansas with four catches of 61 yards against North Texas.
- Recorded his first career touchdown late in the fourth quarter against Texas A&M (9/29/18).
- Three of four catches against North Texas resulted in a first down.
- Three-star recruit by ESPN and 247Sports.
- Chose Arkansas over Vanderbilt, Washington State, Texas Tech and others.

CAREER STATS

| | GP/GS | RUSHING | | | | | RECEIVING | | | | |
|--------------|-------------|-----------|------------|-------------|----------|-----------|-----------|----------|------------|----------|----------|
| | | ATT | YDS | AVG | TD | LNG | REC | YDS | AVG | TD | LNG |
| 2018 | 10/7 | 18 | 206 | 11.4 | 1 | 29 | 0 | 0 | 0.0 | 0 | 0 |
| TOTAL | 10/7 | 18 | 206 | 11.4 | 1 | 29 | 0 | 0 | 0.0 | 0 | 0 |

GAME-BY-GAME STATS

| | GP/GS | RECEIVING | | | | | RUSHING | | | | |
|----------------------|-------------|-----------|------------|-------------|----------|-----------|----------|----------|------------|----------|----------|
| | | REC | YDS | AVG | TD | LNG | ATT | YDS | AVG | TD | LNG |
| EASTERN ILLINOIS | -/- | - | - | - | - | - | - | - | - | - | - |
| at Colorado State | 1/0 | 0 | 0 | 0 | 0 | 0 | 0 | 0 | 0 | 0 | 0 |
| NORTH TEXAS | 1/0 | 4 | 61 | 16.0 | 0 | 25 | 0 | 0 | 0.0 | 0 | 0 |
| at Auburn | 1/0 | 1 | 13 | 13.0 | 0 | 13 | 0 | 0 | 0.0 | 0 | 0 |
| vs. Texas A&M | 1/1 | 2 | 50 | 25.0 | 1 | 29 | 0 | 0 | 0.0 | 0 | 0 |
| ALABAMA | 1/1 | 2 | 6 | 3.0 | 0 | 4 | 0 | 0 | 0.0 | 0 | 0 |
| OLE MISS | 1/1 | 2 | 14 | 7.0 | 0 | 9 | 0 | 0 | 0.0 | 0 | 0 |
| TULSA | 1/1 | 0 | 0 | 0.0 | 0 | 0 | 0 | 0 | 0.0 | 0 | 0 |
| VANDERBILT | 1/1 | 3 | 33 | 11.0 | 0 | 28 | 0 | 0 | 0.0 | 0 | 0 |
| LSU | 1/1 | 1 | 14 | 14.0 | 0 | 14 | 0 | 0 | 0.0 | 0 | 0 |
| at Mississippi State | 1/1 | 3 | 15 | 5.0 | 0 | 0 | 0 | 0 | 0.0 | 0 | 0 |
| at Missouri | | | | | | | | | | | |
| TOTAL | 10/7 | 18 | 206 | 11.4 | 1 | 29 | 0 | 0 | 0.0 | 0 | 0 |

SEASON HIGHS

| | |
|-----------------|------------------------------|
| Rushes | None |
| Rushing Yards | None |
| Rushing TDs | None |
| Long Rush | None |
| 100-Yard Games | None |
| Receptions | 4 vs. North Texas (9/15/18) |
| Receiving Yards | 61 vs. North Texas (9/15/18) |
| Receiving TDs | None |
| Long Reception | 29 vs. Texas A&M (9/29/19) |

CAREER HIGHS

| | |
|-----------------|------------------------------|
| Rushes | None |
| Rushing Yards | None |
| Rushing TDs | None |
| Long Rush | None |
| 100-Yard Games | None |
| Receptions | 6 vs. North Texas (9/15/18) |
| Receiving Yards | 61 vs. North Texas (9/15/18) |
| Receiving TDs | None |
| Long Reception | 29 vs. Texas A&M (9/29/19) |



MALEEK WILLIAMS

23

Running Back | 5-11 | 223 | Freshman
Punta Gorda, Fla. | Charlotte HS

QUICK HITS

- Made debut against EIU (9/1/18), rushing for 17 yards on three attempts.
- Redshirted his first year on campus.
- A four star prospect that chose Arkansas over Tennessee, Oregon and others.

CAREER STATS

| | GP/GS | RUSHING | | | | | RECEIVING | | | | |
|--------------|------------|-----------|------------|-------------|----------|-----------|-----------|----------|------------|----------|----------|
| | | ATT | YDS | AVG | TD | LNG | REC | YDS | AVG | TD | LNG |
| 2018 | 5/0 | 20 | 115 | 5.75 | 2 | 68 | 0 | 0 | 0.0 | 0 | 0 |
| TOTAL | 5/0 | 20 | 115 | 5.75 | 2 | 68 | 0 | 0 | 0.0 | 0 | 0 |

GAME-BY-GAME STATS

| | GP/GS | RUSHING | | | | | RECEIVING | | | | |
|----------------------|------------|-----------|------------|-------------|----------|-----------|-----------|----------|------------|----------|----------|
| | | ATT | YDS | AVG | TD | LNG | REC | YDS | AVG | TD | LNG |
| EASTERN ILLINOIS | 1/0 | 3 | 17 | 5.7 | 0 | 7 | 0 | 0 | 0.0 | 0 | 0 |
| at Colorado State | -/- | - | - | - | - | - | - | - | - | - | - |
| NORTH TEXAS | 1/0 | 5 | 74 | 14.8 | 1 | 68 | 0 | 0 | 0.0 | 0 | 0 |
| at Auburn | 1/0 | 2 | 0 | 0.0 | 0 | 2 | 0 | 0 | 0.0 | 0 | 0 |
| vs. Texas A&M | -/- | - | - | - | - | - | - | - | - | - | - |
| ALABAMA | 1/0 | 1 | 1 | 1.0 | 0 | 1 | 0 | 0 | 0.0 | 0 | 0 |
| OLE MISS | -/- | - | - | - | - | - | - | - | - | - | - |
| TULSA | 1/0 | 9 | 23 | 2.6 | 1 | 5 | 0 | 0 | 0.0 | 0 | 0 |
| VANDERBILT | -/- | - | - | - | - | - | - | - | - | - | - |
| LSU | -/- | - | - | - | - | - | - | - | - | - | - |
| at Mississippi State | 1/0 | 0 | 0 | 0.0 | 0 | 0 | 0 | 0 | 0.0 | 0 | 0 |
| at Missouri | | | | | | | | | | | |
| TOTAL | 5/0 | 20 | 115 | 5.75 | 2 | 68 | 0 | 0 | 0.0 | 0 | 0 |

SEASON HIGHS

| | |
|-----------------|------------------------------|
| Rushes | 9 vs. Tulsa (10/20/18) |
| Rushing Yards | 74 vs. North Texas (9/15/18) |
| Rushing TDs | 1 vs. North Texas (9/15/18) |
| Long Rush | 68 vs. North Texas (9/15/18) |
| 100-Yard Games | None |
| Receptions | None |
| Receiving Yards | None |
| Receiving TDs | None |
| Long Reception | None |

CAREER HIGHS

| | |
|-----------------|------------------------------|
| Rushes | 9 vs. Tulsa (10/20/18) |
| Rushing Yards | 74 vs. North Texas (9/15/18) |
| Rushing TDs | 1 vs. North Texas (9/15/18) |
| Long Rush | 68 vs. North Texas (9/15/18) |
| 100-Yard Games | None |
| Receptions | None |
| Receiving Yards | None |
| Receiving TDs | None |
| Long Reception | None |

GAME 1 ||| EASTERN ILLINOIS

EASTERN ILLINOIS (0-1)20
ARKANSAS (1-0)55

September 1, 2018 | Fayetteville, Ark.
 Donald W. Reynolds Razorback Stadium | Time: 3 p.m. | Attendance: 63,342
 TV: SEC Network > Dave Neal (PBP), DJ Shockley (Analyst) & Dawn Davenport (Sideline)

SCORING SUMMARY

| | 1st | 2nd | 3rd | 4th | Final |
|------------------|-----|-----|-----|-----|-------|
| Eastern Illinois | 0 | 6 | 7 | 7 | 20 |
| Arkansas | 10 | 28 | 10 | 7 | 55 |

| Qtr. | Team | Scoring Play |
|------|------|--|
| 1st | AR | C. Limpert 35 yd field goal, 6-18 1:41 |
| | AR | B. Guidry 1 yd fumble recovery (C. Limpert kick) |
| 2nd | AR | D. Whaley 1 yd run (C. Limpert kick), 11-80 3:53 |
| | AR | L. Pettway 14 yd pass from T. Storey (C. Limpert kick), 3-27 0:50 |
| | EIU | A. Hollins 43 yd pass from H. Woodberry (N. Bruno kick blocked), 2-47 0:36 |
| | AR | L. Pettway 48 yd pass from Ty Storey (C. Limpert kick), 4-79 1:02 |
| | AR | J. Jones 57 yd pass from T. Storey (C. Limpert kick), 1-57 0:07 |
| 3rd | AR | T. Storey 2 yd run (C. Limpert kick), 2-5 0:37, EIU 6 - AR 45 |
| | EIU | A. Hollins 15 yd pass from H. Woodberry (N. Bruno kick), 14-85 5:03 |
| | AR | C. Limpert 23 yd field goal, 10-59 5:11 |
| 4th | EIU | A. Hollins 16 yd pass from J. Brantley (N. Bruno kick), 4-37 2:02 |
| | AR | A. Cantrell 42 yd pass from C. Kelley (C. Limpert kick), 8-72 4:03 |

TEAM STATS

| | EASTERN ILLINOIS | ARKANSAS |
|----------------------------|------------------|----------|
| FIRST DOWNS | 21 | 18 |
| RUSHES-YARDS (NET) | 41-127 | 37-80 |
| PASSING YDS (NET) | 230 | 353 |
| Passes Att-Comp-Int | 40-27-0 | 29-21-0 |
| TOTAL OFFENSE PLAYS-YARDS | 81-357 | 66-433 |
| Fumble Returns-Yards | 0-0 | 2-61 |
| Punt Returns-Yards | 1-3 | 0-0 |
| Kickoff Returns-Yards | 5-99 | 4-102 |
| Interception Returns-Yards | 0-0 | 0-0 |
| Punts (Number-Avg) | 4-40.8 | 5-29.4 |
| Fumbles-Lost | 6-5 | 0-0 |
| Penalties-Yards | 6-30 | 4-40 |
| Possession Time | 30:50 | 29:10 |
| Third-Down Conversions | 6 of 18 | 7 of 15 |
| Fourth-Down Conversions | 3 of 4 | 0 of 0 |
| Red-Zone Scores-Chances | 2-3 | 5-5 |
| Sacks By: Number-Yards | 1-4 | 2-15 |

EASTERN ILLINOIS

| RUSHING | Att. | Gain | Lost | Net | TD | Long | Avg. |
|-----------------|------|------|------|-----|----|------|------|
| Jamal Scott | 12 | 82 | 0 | 82 | 0 | 29 | 6.8 |
| Isaiah Johnson | 7 | 30 | 1 | 29 | 0 | 8 | 4.1 |
| John Brantley | 12 | 30 | 17 | 13 | 0 | 12 | 1.1 |
| Robert Columbus | 6 | 13 | 5 | 8 | 0 | 5 | 1.3 |
| D. McCullough | 2 | 6 | 0 | 6 | 0 | 5 | 3.0 |
| TEAM | 1 | 0 | 4 | -4 | 0 | 0 | -4.0 |
| Harry Woodberry | 1 | 0 | 7 | -7 | 0 | 0 | -7.0 |

| PASSING | Comp. | Att. | Yds | TD | Int | Long | Sack |
|-----------------|-------|------|-----|----|-----|------|------|
| John Brantley | 18 | 25 | 134 | 1 | 0 | 16 | 1 |
| Harry Woodberry | 9 | 15 | 96 | 2 | 0 | 43 | 1 |

| RECEIVING | No. | Yds | TD | Long |
|-----------------|-----|-----|----|------|
| A. Hollins | 9 | 127 | 3 | 43 |
| Aaron Gooch | 6 | 43 | 0 | 12 |
| Isaiah Johnson | 3 | 13 | 0 | 12 |
| Matt Reyna | 2 | 12 | 0 | 9 |
| James Sheehan | 2 | 9 | 0 | 5 |
| Teriq Phillips | 2 | 7 | 0 | 4 |
| Nick Atoyebi | 1 | 11 | 0 | 11 |
| Robert Columbus | 1 | 5 | 0 | 5 |
| Xander Richards | 1 | 3 | 0 | 3 |

| PUNTING | No. | Yds | Avg. | Long | I20 | TB |
|------------|-----|-----|------|------|-----|----|
| Nick Bruno | 4 | 163 | 40.8 | 46 | 2 | 0 |

| FIELD GOALS | Made | Att. | Long | Kicks |
|--------------|------|------|------|----------|
| Matt Servino | 0 | 2 | -- | x47, x29 |

ARKANSAS

| RUSHING | Att. | Gain | Lost | Net | TD | Long | Avg. |
|-----------------|------|------|------|-----|----|------|------|
| Devwah Whaley | 10 | 29 | 1 | 28 | 1 | 8 | 2.8 |
| Maleek Williams | 3 | 17 | 0 | 17 | 0 | 7 | 5.7 |
| Ty Storey | 3 | 15 | 0 | 15 | 1 | 10 | 5.0 |
| TJ Hammonds | 3 | 14 | 0 | 14 | 0 | 10 | 4.7 |
| Rakeem Boyd | 6 | 15 | 3 | 12 | 0 | 7 | 2.0 |
| Cole Kelley | 3 | 4 | 0 | 4 | 0 | 2 | 1.3 |
| Chase Hayden | 4 | 6 | 3 | 3 | 0 | 3 | 0.8 |
| Daulton Hyatt | 2 | 0 | 6 | -6 | 0 | 0 | -3.0 |
| TEAM | 3 | 0 | 7 | -7 | 0 | 0 | -2.3 |

| PASSING | Comp. | Att. | Yds | TD | Int | Long | Sack |
|---------------|-------|------|-----|----|-----|------|------|
| Ty Storey | 12 | 17 | 261 | 3 | 0 | 57 | 0 |
| Cole Kelley | 9 | 12 | 92 | 1 | 0 | 42 | 0 |
| Daulton Hyatt | 0 | 0 | 0 | 0 | 0 | 0 | 1 |

| RECEIVING | No. | Yds | TD | Long |
|-------------------|-----|-----|----|------|
| Jordan Jones | 5 | 132 | 1 | 57 |
| LaMichael Pettway | 5 | 93 | 2 | 48 |
| Chase Harrell | 4 | 60 | 0 | 36 |
| Austin Cantrell | 2 | 53 | 1 | 42 |
| Rakeem Boyd | 1 | 8 | 0 | 8 |
| TJ Hammonds | 1 | 3 | 0 | 3 |
| Chase Hayden | 1 | 2 | 0 | 2 |
| Jeremy Patton | 1 | 2 | 0 | 2 |
| Deon Stewart | 1 | 0 | 0 | 0 |

| PUNTING | No. | Yds | Avg. | Long | I20 | TB |
|---------------|-----|-----|------|------|-----|----|
| Blake Johnson | 4 | 122 | 30.5 | 44 | 2 | 0 |
| Reid Bauer | 1 | 25 | 25.0 | 25 | 0 | 0 |

| FIELD GOALS | Made | Att. | Long | Kicks |
|----------------|------|------|------|--------|
| Connor Limpert | 2 | 2 | 35 | 35, 23 |



QB Ty Storey came off the bench to spark the offense in a 28-point second quarter against Eastern Illinois. Storey finished the day 12-for-17 for 261 yards and account for four touchdowns (3 passing, 1 running).

GAME 2 ||| at COLORADO STATE

ARKANSAS (1-1)..... 27
 COLORADO STATE (1-2) 34

September 8, 2018 | Fort Collins, Colo.
 Canvas Stadium | Time: 6:30 p.m. CT | Attendance: 31,894
 TV: CBS Sports Network > Carter Blackburn (PBP), Aaron Taylor (Analyst) & John Schriffen (Sideline)

SCORING SUMMARY

| | 1st | 2nd | 3rd | 4th | Final |
|----------------|-----|-----|-----|-----|-------|
| Arkansas | 7 | 6 | 14 | 0 | 27 |
| Colorado State | 3 | 6 | 8 | 17 | 34 |

| Qtr. | Team | Scoring Play |
|------|------|---|
| 1st | CSU | Bryan, W. 55 yd field goal, 4-6 1:31 |
| | AR | D. Whaley 3 yd run (C. Limpert kick), 14-73 6:06 |
| 2nd | AR | C. Limpert 28 yd field goal, 10-70 4:04 |
| | AR | C. Limpert 31 yd field goal, 8-65 2:40 |
| | CSU | Bryan, W. 46 yd field goal, 10-47 3:28 |
| | CSU | Bryan, W. 44 yd field goal, 5-18 0:25 |
| 3rd | AR | L Pettway 25 yd pass from C. Kelley (C. Limpert kick), 9-91 3:51 |
| | AR | TJ Hammonds 64 yd pass from C. Kelley (C. Limpert kick), 1-64 0:11 |
| | CSU | Williams, P. 4 yd pass from Carta-Samuels (Butler, C. pass from Carta-Samuels), 7-70 2:41 |
| 4th | CSU | Williams, P. 10 yd pass from Carta-Samuels (Bryan, W. kick), 9-96 3:29 |
| | CSU | Bryan, W. 22 yd field goal, 11-60 4:03 |
| | CSU | Matthews, I. 1 yd run (BRYAN, W. kick), 6-59 2:30 |

TEAM STATS

| | ARKANSAS | COLORADO ST. |
|----------------------------|----------|--------------|
| FIRST DOWNS | 24 | 21 |
| RUSHES-YARDS (NET) | 53-299 | 23-40 |
| PASSING YDS (NET) | 138 | 389 |
| Passes Att-Comp-Int | 22-11-2 | 50-32-1 |
| TOTAL OFFENSE PLAYS-YARDS | 75-437 | 73-429 |
| Fumble Returns-Yards | 0-0 | 0-0 |
| Punt Returns-Yards | 1-45 | 4-0 |
| Kickoff Returns-Yards | 2-23 | 4-69 |
| Interception Returns-Yards | 1-0 | 2-4 |
| Punts (Number-Avg) | 5-38.2 | 5-56.8 |
| Fumbles-Lost | 0-0 | 3-1 |
| Penalties-Yards | 6-60 | 6-54 |
| Possession Time | 32:27 | 27:33 |
| Third-Down Conversions | 5 of 15 | 6 of 15 |
| Fourth-Down Conversions | 0 of 0 | 0 of 0 |
| Red-Zone Scores-Chances | 3-3 | 4-4 |
| Sacks By: Number-Yards | 1-4 | 1-12 |

ARKANSAS

| RUSHING | Att. | Gain | Lost | Net | TD | Long | Avg. |
|---------------|------|------|------|-----|----|------|------|
| Devwah Whaley | 26 | 165 | 0 | 165 | 1 | 18 | 6.3 |
| Rakeem Boyd | 7 | 67 | 0 | 67 | 0 | 36 | 9.6 |
| Chase Hayden | 11 | 55 | 0 | 55 | 0 | 18 | 5.0 |
| Ty Storey | 2 | 17 | 6 | 11 | 0 | 17 | 5.5 |
| TJ Hammonds | 3 | 8 | 0 | 8 | 0 | 6 | 2.7 |
| Team | 1 | 0 | 1 | -1 | 0 | 0 | -1.0 |
| Cole Kelley | 3 | 6 | 12 | -6 | 0 | 3 | -2.0 |

| PASSING | Comp. | Att. | Yds | TD | Int | Long | Sack |
|-------------|-------|------|-----|----|-----|------|------|
| Ty Storey | 5 | 13 | 36 | 0 | 2 | 19 | 0 |
| Cole Kelley | 6 | 9 | 102 | 2 | 0 | 64 | 1 |

| RECEIVING | No. | Yds | TD | Long |
|-------------------|-----|-----|----|------|
| LaMichael Pettway | 2 | 31 | 1 | 25 |
| Jeremy Patton | 2 | 26 | 0 | 19 |
| De'Vion Warren | 2 | -3 | 0 | 0 |
| TJ Hammonds | 1 | 64 | 1 | 64 |
| Deon Stewart | 1 | 10 | 0 | 10 |
| Austin Cantrell | 1 | 10 | 0 | 10 |
| Jordan Jones | 1 | 2 | 0 | 2 |
| Jonathan Nance | 1 | -2 | 0 | 0 |

| PUNTING | No. | Yds | Avg. | Long | I20 | TB |
|------------|-----|-----|------|------|-----|----|
| Reid Bauer | 5 | 191 | 38.2 | 42 | 2 | 0 |

| FIELD GOALS | Made | Att. | Long | Kicks |
|----------------|------|------|------|-------------|
| Connor Limpert | 2 | 2 | 31 | 28, 31, x48 |

COLORADO STATE

| RUSHING | Att. | Gain | Lost | Net | TD | Long | Avg. |
|----------------|------|------|------|-----|----|------|------|
| Matthews, I. | 9 | 41 | 14 | 27 | 1 | 14 | 3.0 |
| Kinsey Jr., M. | 5 | 10 | 0 | 10 | 0 | 4 | 2.0 |
| Carta-Samuels | 5 | 10 | 7 | 3 | 0 | 8 | 0.6 |
| Boddie, R. | 3 | 3 | 0 | 3 | 0 | 2 | 1.0 |
| McElroy, M. | 1 | 0 | 3 | -3 | 0 | 0 | -3.0 |

| PASSING | Comp. | Att. | Yds | TD | Int | Long | Sack |
|---------------|-------|------|-----|----|-----|------|------|
| Carta-Samuels | 32 | 47 | 389 | 2 | 1 | 54 | 1 |
| Hill, C. | 0 | 3 | 0 | 0 | 0 | 0 | 0 |

| RECEIVING | No. | Yds | TD | Long |
|----------------|-----|-----|----|------|
| Williams, P. | 12 | 154 | 2 | 31 |
| Johnson, O. | 5 | 47 | 0 | 18 |
| Butler, C. | 4 | 107 | 0 | 54 |
| Kinsey Jr., M. | 4 | 34 | 0 | 20 |
| Fulton, B. | 2 | 30 | 0 | 20 |
| Wise, D. | 2 | 0 | 0 | 2 |
| Hammer, G. | 1 | 9 | 0 | 9 |
| Matthews, I. | 1 | 4 | 0 | 4 |
| Prentice, A. | 1 | 4 | 0 | 4 |

| PUNTING | No. | Yds | Avg. | Long | I20 | TB |
|----------------|-----|-----|------|------|-----|----|
| Stonehouse, R. | 5 | 284 | 56.8 | 70 | 1 | 1 |

| FIELD GOALS | Made | Att. | Long | Kicks |
|-------------|------|------|------|----------------|
| Bryan, W. | 4 | 4 | 55 | 55, 46, 44, 22 |



RB Devwah Whaley ran for a career-best 165 yards on 26 carries at Colorado State, leading the Razorbacks' ground game that racked up 299 yards.

GAME 3 ||| NORTH TEXAS

NORTH TEXAS (3-0).....44
ARKANSAS (1-2).....17

September 15, 2018 | Fayetteville, Ark.
 Donald W. Reynolds Razorback Stadium | Time: 3 p.m. | Attendance: 62,355
 TV: SEC Network > Dave LaMont (PBP), Ray Bentley (Analyst) & Tera Talmadge (Sideline)

SCORING SUMMARY

| | 1st | 2nd | 3rd | 4th | Final |
|-------------|-----|-----|-----|-----|-------|
| North Texas | 17 | 17 | 3 | 7 | 44 |
| Arkansas | 0 | 10 | 0 | 7 | 17 |

| Qtr. | Team | Scoring Play |
|------|------|---|
| 1st | UNT | M. Fine 2 yd run (C. Hedlund kick), 7-44 1:43 |
| | UNT | K. Brewer 90 yd punt return (C. Hedlund kick) |
| | UNT | C. Hedlund 24 yd field goal, 4-1 0:55 |
| 2nd | AR | C. Kelley 5 yd run (C. Limpert kick), 7-61 1:36 |
| | AR | C. Limpert 54 yd field goal, 10-49 2:55, UNT 17 - AR 10 |
| | UNT | L. Easley 3 yd run (C. Hedlund kick), 2-34 0:30, UNT 24 - AR 10 |
| | UNT | R. Bussey 7 yd pass from M. Fine (C. Hedlund kick), 8-80 2:46 |
| | UNT | C. Hedlund 26 yd field goal, 7-40 1:26 |
| 3rd | UNT | C. Hedlund 20 yd field goal, 14-79 5:34 |
| 4th | UNT | K. Hall 24 yd interception return (C. Hedlund kick) |
| | AR | M. Williams 68 yd run (C. Limpert kick), 1-68 0:12 |

TEAM STATS

| | NORTH TEXAS | ARKANSAS |
|----------------------------|-------------|----------|
| FIRST DOWNS | 18 | 21 |
| RUSHES-YARDS (NET) | 29-102 | 32-126 |
| PASSING YDS (NET) | 281 | 210 |
| Passes Att-Comp-Int | 46-24-0 | 45-20-6 |
| TOTAL OFFENSE PLAYS-YARDS | 75-383 | 77-336 |
| Fumble Returns-Yards | 0-0 | 0-0 |
| Punt Returns-Yards | 1-90 | 1-1 |
| Kickoff Returns-Yards | 1-17 | 5-94 |
| Interception Returns-Yards | 6-65 | 0-0 |
| Punts (Number-Avg) | 9-42.4 | 9-34.2 |
| Fumbles-Lost | 2-1 | 0-0 |
| Penalties-Yards | 9-102 | 10-70 |
| Possession Time | 30:04 | 29:56 |
| Third-Down Conversions | 4 of 17 | 4 of 16 |
| Fourth-Down Conversions | 0 of 1 | 0 of 0 |
| Red-Zone Scores-Chances | 6-7 | 1-2 |
| Sacks By: Number-Yards | 5-27 | 2-17 |

NORTH TEXAS

| RUSHING | Att. | Gain | Lost | Net | TD | Long | Avg. |
|----------------|------|------|------|-----|----|------|------|
| Loren Easley | 13 | 77 | 2 | 75 | 1 | 24 | 5.8 |
| Deandre Torrey | 4 | 13 | 0 | 13 | 0 | 5 | 3.2 |
| Quinn Shanbour | 5 | 21 | 10 | 11 | 0 | 12 | 2.2 |
| Mason Fine | 5 | 16 | 9 | 7 | 1 | 6 | 1.4 |
| Team | 1 | 0 | 2 | -2 | 0 | 0 | -2.0 |
| Anthony Wyche | 1 | 0 | 2 | -2 | 0 | 0 | -2.0 |

| PASSING | Comp. | Att. | Yds | TD | Int | Long | Sack |
|----------------|-------|------|-----|----|-----|------|------|
| Mason Fine | 24 | 45 | 281 | 1 | 0 | 37 | 1 |
| Quinn Shanbour | 0 | 1 | 0 | 0 | 0 | 0 | 1 |

| RECEIVING | No. | Yds | TD | Long |
|----------------|-----|-----|----|------|
| Jaelon Darden | 5 | 87 | 0 | 37 |
| Kelvin Smith | 5 | 60 | 0 | 37 |
| Rico Bussey | 5 | 27 | 1 | 10 |
| Deandre Torrey | 3 | 24 | 0 | 27 |
| M. Lawrence | 3 | 24 | 0 | 12 |
| Jalen Guyton | 2 | 42 | 0 | 31 |
| Loren Easley | 1 | 17 | 0 | 17 |

| PUNTING | No. | Yds | Avg. | Long | I20 | TB |
|--------------|-----|-----|------|------|-----|----|
| A. Kenworthy | 9 | 382 | 42.4 | 48 | 5 | 2 |

| FIELD GOALS | Made | Att. | Long | Kicks |
|--------------|------|------|------|------------|
| Cole Hedlund | 3 | 3 | 26 | 24, 26, 20 |

ARKANSAS

| RUSHING | Att. | Gain | Lost | Net | TD | Long | Avg. |
|-----------------|------|------|------|-----|----|------|-------|
| Maleek Williams | 5 | 74 | 0 | 74 | 1 | 68 | 14.8 |
| Chase Hayden | 5 | 21 | 0 | 21 | 0 | 14 | 5.8 |
| JS Jones | 1 | 15 | 0 | 15 | 0 | 15 | 15.0 |
| Cole Kelley | 4 | 14 | 0 | 14 | 1 | 5 | 3.5 |
| Devwah Whaley | 9 | 16 | 4 | 12 | 0 | 7 | 1.3 |
| TJ Hammonds | 1 | 0 | 0 | 0 | 0 | 0 | 0.0 |
| Connor Noland | 7 | 17 | 27 | -10 | 0 | 13 | -1.43 |

| PASSING | Comp. | Att. | Yds | TD | Int | Long | Sack |
|---------------|-------|------|-----|----|-----|------|------|
| Cole Kelley | 16 | 35 | 185 | 0 | 4 | 25 | 0 |
| Connor Noland | 4 | 7 | 25 | 0 | 1 | 11 | 5 |
| JS Jones | 0 | 3 | 0 | 0 | 1 | 0 | 0 |

| RECEIVING | No. | Yds | TD | Long |
|-------------------|-----|-----|----|------|
| Mike Woods | 4 | 61 | 0 | 25 |
| LaMichael Pettway | 4 | 49 | 0 | 16 |
| Jared Cornelius | 2 | 27 | 0 | 14 |
| TJ Hammonds | 2 | 17 | 0 | 11 |
| Deon Stewart | 2 | 12 | 0 | 8 |
| Jordan Jones | 1 | 13 | 0 | 13 |
| Grayson Gunter | 1 | 11 | 0 | 11 |
| Jeremy Patton | 1 | 11 | 0 | 11 |
| Devwah Whaley | 1 | 6 | 0 | 6 |
| Chase Hayden | 1 | 3 | 0 | 3 |
| Rakeem Boyd | 1 | 0 | 0 | 0 |

| PUNTING | No. | Yds | Avg. | Long | I20 | TB |
|---------------|-----|-----|------|------|-----|----|
| M. Phillips | 1 | 34 | 34.0 | 34 | 0 | 0 |
| Blake Johnson | 3 | 91 | 30.3 | 33 | 0 | 0 |
| Reid Bauer | 5 | 183 | 36.6 | 41 | 1 | 0 |

| FIELD GOALS | Made | Att. | Long | Kicks |
|----------------|------|------|------|---------|
| Connor Limpert | 1 | 2 | 54 | 54, x38 |



LB De'Jon Harris led the Razorbacks with 12 tackles to register his second 10+ tackle effort in the team's first three games. Harris made seven solo stops and broke up two passes against North Texas.

GAME 4 ||| at AUBURN

ARKANSAS (1-3, 0-1)3
AUBURN (3-1, 1-1)34

September 22, 2018 | Auburn, Ala.
 Jordan-Hare Stadium | Time: 6:30 p.m. | Attendance: 84,188
 TV: SEC Network > Tom Hart (PBP), Jordan Rodgers (Analyst) & Cole Cubelic (Sideline)

SCORING SUMMARY

| | 1st | 2nd | 3rd | 4th | Final |
|----------|-----|-----|-----|-----|-------|
| Arkansas | 0 | 0 | 3 | 0 | 3 |
| Auburn | 10 | 7 | 7 | 10 | 34 |

| Qtr. | Team | Scoring Play |
|------|------|---|
| 1st | AU | J. Whitlow 5 yd run (A. Carlson kick), 7-27 2:21 |
| | AU | A. Carlson 18 yd field goal, 4-1 1:25 |
| 2nd | AU | J. Stidham 4 yd run (A. Carlson kick), 4-9 2:19 |
| 3rd | AR | C. Limpert 29 yd field goal, 10-68 3:50 |
| | AU | N. Igbinoghene 96 yd kickoff return (A. Carlson kick) |
| 4th | AU | J. Whitlow 15 yd run (A. Carlson kick), 8-72 3:51 |
| | AU | A. Carlson 43 yd field goal, 4-(-10) 2:36 |

TEAM STATS

| | ARKANSAS | AUBURN |
|----------------------------|----------|---------|
| FIRST DOWNS | 13 | 13 |
| RUSHES-YARDS (NET) | 38-149 | 36-91 |
| PASSING YDS (NET) | 141 | 134 |
| Passes Att-Comp-Int | 32-13-1 | 22-15-0 |
| TOTAL OFFENSE PLAYS-YARDS | 70-290 | 58-225 |
| Fumble Returns-Yards | 0-0 | 1-40 |
| Punt Returns-Yards | 1-13 | 3-95 |
| Kickoff Returns-Yards | 1-20 | 1-96 |
| Interception Returns-Yards | 0-0 | 1-57 |
| Punts (Number-Avg) | 9-33.8 | 5-47.2 |
| Fumbles-Lost | 2-1 | 0-0 |
| Penalties-Yards | 8-57 | 7-40 |
| Possession Time | 32:29 | 27:31 |
| Third-Down Conversions | 3 of 17 | 4 of 13 |
| Fourth-Down Conversions | 1 of 2 | 0 of 1 |
| Red-Zone Scores-Chances | 1-2 | 5-6 |
| Sacks By: Number-Yards | 4-21 | 2-19 |

ARKANSAS

| RUSHING | Att. | Gain | Lost | Net | TD | Long | Avg. |
|-----------------|------|------|------|-----|----|------|------|
| Rakeem Boyd | 8 | 69 | 3 | 66 | 0 | 45 | 8.2 |
| Ty Storey | 12 | 63 | 19 | 44 | 0 | 17 | 3.7 |
| Devwah Whaley | 8 | 30 | 4 | 26 | 0 | 16 | 3.2 |
| Chase Hayden | 6 | 16 | 5 | 11 | 0 | 8 | 1.8 |
| Cole Kelley | 2 | 2 | 0 | 2 | 0 | 2 | 1.0 |
| Maleek Williams | 2 | 2 | 2 | 0 | 0 | 2 | 0.0 |

| PASSING | Comp. | Att. | Yds | TD | Int | Long | Sack |
|-----------|-------|------|-----|----|-----|------|------|
| Ty Storey | 13 | 31 | 141 | 0 | 33 | 1 | 2 |
| Team | 0 | 1 | 0 | 0 | 0 | 0 | 0 |

| RECEIVING | No. | Yds | TD | Long |
|-----------------|-----|-----|----|------|
| Rakeem Boyd | 2 | 39 | 0 | 33 |
| Jordan Jones | 2 | 15 | 0 | 15 |
| Jared Cornelius | 2 | 15 | 0 | 11 |
| Devwah Whaley | 2 | 9 | 0 | 7 |
| Deon Stewart | 1 | 32 | 0 | 32 |
| Mike Woods | 1 | 13 | 0 | 13 |
| Chase Hayden | 1 | 6 | 0 | 6 |
| Jeremy Patton | 1 | 6 | 0 | 6 |
| Austin Cantrell | 1 | 6 | 0 | 6 |

| PUNTING | No. | Yds | Avg. | Long | I20 | TB |
|------------|-----|-----|------|------|-----|----|
| Reid Bauer | 8 | 296 | 37.0 | 42 | 0 | 0 |
| Team | 1 | 8 | 8.0 | 8 | 0 | 0 |

| FIELD GOALS | Made | Att. | Long | Kicks |
|----------------|------|------|------|---------|
| Connor Limpert | 1 | 2 | 29 | 40x, 29 |

AUBURN

| RUSHING | Att. | Gain | Lost | Net | TD | Long | Avg. |
|-----------------|------|------|------|-----|----|------|------|
| J. Whitlow | 13 | 54 | 5 | 49 | 2 | 15 | 3.8 |
| Kam Martin | 8 | 39 | 0 | 39 | 0 | 12 | 4.9 |
| A. Schwartz | 2 | 9 | 0 | 9 | 0 | 5 | 4.5 |
| Shaun Shivers | 2 | 1 | 0 | 1 | 0 | 1 | 0.5 |
| TEAM | 1 | 0 | 2 | -2 | 0 | 0 | -2.0 |
| Jarrett Stidham | 10 | 16 | 21 | -5 | 1 | 4 | -0.5 |

| PASSING | Comp. | Att. | Yds | TD | Int | Long | Sack |
|-----------------|-------|------|-----|----|-----|------|------|
| Jarrett Stidham | 15 | 22 | 134 | 0 | 0 | 42 | 4 |

| RECEIVING | No. | Yds | TD | Long |
|----------------|-----|-----|----|------|
| Ryan Davis | 6 | 40 | 0 | 13 |
| A. Schwartz | 3 | 59 | 0 | 42 |
| Darius Slayton | 2 | 23 | 0 | 15 |
| Kam Martin | 2 | 0 | 0 | 3 |
| Seth Williams | 1 | 10 | 0 | 10 |
| Sal Cannella | 1 | 2 | 0 | 2 |

| PUNTING | No. | Yds | Avg. | Long | I20 | TB |
|--------------|-----|-----|------|------|-----|----|
| Arryn Siposs | 5 | 236 | 47.2 | 60 | 2 | 0 |

| FIELD GOALS | Made | Att. | Long | Kicks |
|----------------|------|------|------|------------------|
| Anders Carlson | 2 | 4 | 43 | 54x, 18, 50x, 43 |



RB Rakeem Boyd paced the Razorbacks on the ground and through the air, leading the team in rushing (8 att, 66 yds) and receiving (2 rec, 39 yds) in the loss at Auburn.

GAME 5 ||| vs. TEXAS A&M

ARKANSAS (1-4, 0-2)17
TEXAS A&M (3-2, 1-1)24

September 29, 2018 | Arlington, Texas
 AT&T Stadium | Time: 11 a.m. | Attendance: 55,383
 TV: ESPN > Bob Wischusen (PBP), Brock Huard (Analyst) & Allison Williams (Sideline)

SCORING SUMMARY

| | 1st | 2nd | 3rd | 4th | Final |
|-----------|-----|-----|-----|-----|-------|
| Arkansas | 0 | 7 | 3 | 7 | 17 |
| Texas A&M | 14 | 3 | 0 | 7 | 24 |

| Qtr. | Team | Scoring Play |
|------|------|---|
| 1st | TAMU | J. Corbin 100 yd kickoff return (S. Small kick) |
| | TAMU | T. Williams 1 yd run (S. Small kick), 9-79 4:50 |
| 2nd | TAMU | Seth Small 30 yd field goal, 7-48 2:36 |
| | AR | C. Kelley 1 yd run (C. Limpert kick), 7-75 3:01 |
| 3rd | AR | C. Limpert 47 yd field goal, 9-46 3:44 |
| 4th | TAMU | T. Williams 4 yd run (S. Small kick), 7-61 3:31 |
| | AR | M. Woods 29 yd pass from T. Storey (C. Limpert kick), 6-75 1:47 |

TEAM STATS

| | ARKANSAS | TEXAS A&M |
|----------------------------|----------|-----------|
| FIRST DOWNS | 11 | 24 |
| RUSHES-YARDS (NET) | 26-55 | 46-176 |
| PASSING YDS (NET) | 193 | 201 |
| Passes Att-Comp-Int | 27-14-1 | 26-17-2 |
| TOTAL OFFENSE PLAYS-YARDS | 53-248 | 72-377 |
| Fumble Returns-Yards | 0-0 | 0-0 |
| Punt Returns-Yards | 0-0 | 3--2 |
| Kickoff Returns-Yards | 1-11 | 2-110 |
| Interception Returns-Yards | 2-5 | 1-0 |
| Punts (Number-Avg) | 8-43.2 | 4-48.8 |
| Fumbles-Lost | 1-0 | 0-0 |
| Penalties-Yards | 6-61 | 7-44 |
| Possession Time | 23:04 | 36:56 |
| Third-Down Conversions | 3 of 12 | 2 of 10 |
| Fourth-Down Conversions | 0 of 0 | 1 of 1 |
| Red-Zone Scores-Chances | 1-1 | 3-5 |
| Sacks By: Number-Yards | 3-18 | 5-25 |

ARKANSAS

| RUSHING | Att. | Gain | Lost | Net | TD | Long | Avg. |
|--------------|------|------|------|-----|----|------|------|
| Rakeem Boyd | 10 | 49 | 2 | 47 | 0 | 25 | 4.7 |
| TJ Hammonds | 3 | 9 | 3 | 6 | 0 | 5 | 2.0 |
| Ty Storey | 10 | 26 | 25 | 1 | 0 | 11 | 0.1 |
| Chase Hayden | 1 | 1 | 0 | 1 | 0 | 1 | 1.0 |
| Cole Kelley | 1 | 1 | 0 | 1 | 1 | 1 | 1.0 |
| Team | 1 | 0 | 1 | -1 | 0 | 0 | -1.0 |

| PASSING | Comp. | Att. | Yds | TD | Int | Long | Sack |
|-------------|-------|------|-----|----|-----|------|------|
| Ty Storey | 14 | 26 | 193 | 1 | 1 | 36 | 5 |
| Cole Kelley | 0 | 1 | 0 | 0 | 0 | 0 | 0 |

| RECEIVING | No. | Yds | TD | Long |
|-------------------|-----|-----|----|------|
| Rakeem Boyd | 4 | 33 | 0 | 11 |
| Cheyenne O'Grady | 3 | 77 | 0 | 36 |
| Mike Woods | 2 | 50 | 1 | 29 |
| Jordan Jones | 2 | 6 | 0 | 8 |
| Jared Cornelius | 1 | 11 | 0 | 11 |
| LaMichael Pettway | 1 | 10 | 0 | 10 |
| Deon Stewart | 1 | 6 | 0 | 6 |

| PUNTING | No. | Yds | Avg. | Long | I20 | TB |
|------------|-----|-----|------|------|-----|----|
| Reid Bauer | 8 | 346 | 43.2 | 50 | 1 | 0 |

| FIELD GOALS | Made | Att. | Long | Kicks |
|----------------|------|------|------|-------|
| Connor Limpert | 1 | 1 | 47 | 47 |

TEXAS A&M

| RUSHING | Att. | Gain | Lost | Net | TD | Long | Avg. |
|----------------|------|------|------|-----|----|------|------|
| T. Williams | 29 | 153 | 1 | 152 | 2 | 16 | 5.2 |
| Kellen Mond | 11 | 32 | 18 | 14 | 0 | 12 | 1.3 |
| Jashaun Corbin | 4 | 12 | 0 | 12 | 0 | 6 | 3.0 |
| Team | 2 | 0 | 2 | -2 | 0 | 0 | -1.0 |

| PASSING | Comp. | Att. | Yds | TD | Int | Long | Sack |
|-------------|-------|------|-----|----|-----|------|------|
| Kellen Mond | 17 | 26 | 201 | 0 | 2 | 26 | 3 |

| RECEIVING | No. | Yds | TD | Long |
|----------------|-----|-----|----|------|
| Camron Buckley | 5 | 72 | 0 | 23 |
| J. Sternberger | 4 | 51 | 0 | 26 |
| Hezekiah Jones | 4 | 33 | 0 | 10 |
| Roshauud Paul | 1 | 19 | 0 | 19 |
| T. Williams | 1 | 13 | 0 | 13 |
| Quartney Davis | 1 | 8 | 0 | 8 |
| Jhamon Ausbon | 1 | 5 | 0 | 5 |

| PUNTING | No. | Yds | Avg. | Long | I20 | TB |
|-------------|-----|-----|------|------|-----|----|
| Braden Mann | 4 | 195 | 48.8 | 65 | 2 | 1 |

| FIELD GOALS | Made | Att. | Long | Kicks |
|-------------|------|------|------|--------------|
| Seth Small | 1 | 3 | 30 | 30, x36, x33 |



LB De'Jon Harris made a career-high 16 tackles against the Aggies, including 12 solo stops, two TFLs and one sack. Harris was one of three Hogs to record at least 10 tackles in the game.

GAME 6 ||| ALABAMA

ALABAMA (6-0, 3-0).....65
ARKANSAS (1-5, 0-3) 31

October 6, 2018 | Fayetteville, Ark.
 Donald W. Reynolds Razorback Stadium | Time: 11 a.m. | Attendance: 64,974
 TV: ESPN > Dave Pasch (PBP), Greg McElroy (Analyst) & Tom Luginbill (Sideline)

SCORING SUMMARY

| | 1st | 2nd | 3rd | 4th | Final |
|----------|-----|-----|-----|-----|-------|
| Alabama | 21 | 20 | 7 | 17 | 65 |
| Arkansas | 7 | 7 | 3 | 14 | 31 |

| Qtr. | Team | Scoring Play |
|------|------|---|
| 1st | UA | I. Smith Jr. 76 yd pass from T. Tagovailoa (J. Bulovas kick), 1-76 0:21 |
| | UA | H. Ruggs III 12 yd pass from T. Tagovailoa (J. Bulovas kick), 2-55 0:50 |
| | UA | J. Jacobs 1 yd run (J. Bulovas kick), 8-76 2:51 |
| | AR | C. O'Grady 8 yd pass from T. Storey (C. Limpert kick), 11-75 5:14 |
| 2nd | UA | J. Jeudy 42 yd pass from T. Tagovailoa (J. Bulovas kick), 5-99 1:55 |
| | AR | C. O'Grady 3 yd pass from C. Kelley (C. Limpert kick), 7-75 4:03 |
| | UA | D. Harris 2 yd run (J. Bulovas kick failed), 8-74 3:20 |
| | UA | J. Jeudy 60 yd pass from T. Tagovailoa (J. Bulovas kick), 1-60 0:12 |
| 3rd | UA | D. Harris 1 yd run (J. Bulovas kick), 7-44 3:14 |
| | AR | C. Limpert 41 yd field goal, 11-52 5:21 |
| 4th | UA | J. Bulovas 27 yd field goal, 10-58 4:49 |
| | UA | S. Carter 44 yd interception return (J. Bulovas kick) |
| | AR | D. Warren 17 yd pass from T. Storey (C. Limpert kick), 7-75 3:17 |
| | UA | B. Robinson Jr. 5 yd run (J. Bulovas kick), 11-72 6:59 |
| | AR | C. Kelley 1 yd run (C. Limpert kick), 5-22 1:46 |

TEAM STATS

| | ALABAMA | ARKANSAS |
|----------------------------|---------|----------|
| FIRST DOWNS | 24 | 22 |
| RUSHES-YARDS (NET) | 41-246 | 31-172 |
| PASSING YDS (NET) | 393 | 233 |
| Passes Att-Comp-Int | 18-14-0 | 40-26-1 |
| TOTAL OFFENSE PLAYS-YARDS | 59-639 | 71-405 |
| Fumble Returns-Yards | 0-0 | 0-0 |
| Punt Returns-Yards | 0-0 | 0-0 |
| Kickoff Returns-Yards | 6-67 | 1-78 |
| Interception Returns-Yards | 1-44 | 0-0 |
| Punts (Number-Avg) | 0-0.0 | 3-37.7 |
| Fumbles-Lost | 1-0 | 3-2 |
| Penalties-Yards | 5-31 | 2-20 |
| Possession Time | 27:04 | 32:56 |
| Third-Down Conversions | 3 of 6 | 6 of 12 |
| Fourth-Down Conversions | 1 of 2 | 0 of 1 |
| Red-Zone Scores-Chances | 5-5 | 5-6 |
| Sacks By: Number-Yards | 1-4 | 0-0 |

ALABAMA

| RUSHING | Att. | Gain | Lost | Net | TD | Long | Avg. |
|-----------------|------|------|------|-----|----|------|------|
| Damien Harris | 15 | 111 | 0 | 111 | 2 | 19 | 7.4 |
| Najee Harris | 7 | 63 | 0 | 63 | 0 | 23 | 9.0 |
| Jalen Hurts | 4 | 35 | 0 | 35 | 0 | 27 | 8.8 |
| B. Robinson Jr. | 6 | 24 | 1 | 23 | 1 | 7 | 3.8 |
| Josh Jacobs | 5 | 12 | 2 | 10 | 1 | 9 | 2.0 |
| Tua Tagovailoa | 3 | 7 | 0 | 7 | 0 | 3 | 2.3 |
| TEAM | 1 | 0 | 3 | -3 | 0 | 0 | -3.0 |

| PASSING | Comp. | Att. | Yds | TD | Int | Long | Sack |
|----------------|-------|------|-----|----|-----|------|------|
| Tua Tagovailoa | 10 | 13 | 334 | 4 | 0 | 76 | 0 |
| Jalen Hurts | 4 | 5 | 59 | 0 | 0 | 26 | 0 |

| RECEIVING | No. | Yds | TD | Long |
|-----------------|-----|-----|----|------|
| Jerry Jeudy | 4 | 135 | 2 | 60 |
| Jaylen Waddle | 4 | 49 | 0 | 17 |
| Irv Smith Jr. | 2 | 123 | 1 | 76 |
| DeVonta Smith | 2 | 40 | 0 | 26 |
| Henry Ruggs III | 1 | 33 | 1 | 21 |
| Damien Harris | 1 | 13 | 0 | 13 |

| PUNTING | No. | Yds | Avg. | Long | I20 | TB |
|---------|-----|-----|------|------|-----|----|
|---------|-----|-----|------|------|-----|----|

| FIELD GOALS | Made | Att. | Long | Kicks |
|----------------|------|------|------|-------|
| Joseph Bulovas | 1 | 1 | 27 | 27 |

ARKANSAS

| RUSHING | Att. | Gain | Lost | Net | TD | Long | Avg. |
|-----------------|------|------|------|-----|----|------|------|
| Rakeem Boyd | 15 | 106 | 4 | 102 | 0 | 32 | 6.8 |
| Ty Storey | 9 | 42 | 6 | 36 | 0 | 11 | 4.0 |
| Chase Hayden | 2 | 18 | 0 | 18 | 0 | 17 | 9.0 |
| Jordan Jones | 1 | 9 | 0 | 9 | 0 | 9 | 9.0 |
| Cole Kelley | 3 | 6 | 0 | 6 | 1 | 3 | 2.0 |
| Maleek Williams | 1 | 1 | 0 | 1 | 0 | 1 | 1.0 |

| PASSING | Comp. | Att. | Yds | TD | Int | Long | Sack |
|-------------|-------|------|-----|----|-----|------|------|
| Ty Storey | 25 | 39 | 230 | 2 | 1 | 37 | 1 |
| Cole Kelley | 1 | 1 | 3 | 1 | 0 | 3 | 0 |

| RECEIVING | No. | Yds | TD | Long |
|-------------------|-----|-----|----|------|
| Cheyenne O'Grady | 7 | 48 | 2 | 16 |
| Rakeem Boyd | 5 | 24 | 0 | 21 |
| LaMichael Pettway | 3 | 17 | 0 | 9 |
| Deon Stewart | 2 | 53 | 0 | 37 |
| Chase Hayden | 2 | 26 | 0 | 20 |
| Austin Cantrell | 2 | 21 | 0 | 13 |
| Mike Woods | 2 | 6 | 0 | 4 |
| De'Vion Warren | 1 | 17 | 1 | 17 |
| Tyson Morris | 1 | 11 | 0 | 11 |
| Grayson Gunter | 1 | 10 | 0 | 10 |

| PUNTING | No. | Yds | Avg. | Long | I20 | TB |
|-------------|-----|-----|------|------|-----|----|
| M. Phillips | 1 | 47 | 47.0 | 47 | 0 | 0 |
| Reid Bauer | 2 | 66 | 33.0 | 35 | 0 | 0 |

| FIELD GOALS | Made | Att. | Long | Kicks |
|----------------|------|------|------|-------|
| Connor Limpert | 1 | 1 | 41 | 41 |



RB Rakeem Boyd became the first Arkansas running back to rush for over 100 yards against Alabama since Darren McFadden in 2007.

GAME 7 ||| vs. OLE MISS

OLE MISS (5-2, 1-2)..... 37
ARKANSAS (1-6, 0-4)..... 33

October 13, 2018 | Little Rock, Ark.
 War Memorial Stadium | Time: 6:39 p.m. | Attendance: 51,438
 TV: SECN > Tom Hart (PBP), Jordan Rodgers (Analyst) & Cole Cubelic (Sideline)

SCORING SUMMARY

| | 1st | 2nd | 3rd | 4th | Final |
|----------|-----|-----|-----|-----|-------|
| Ole Miss | 3 | 14 | 7 | 13 | 37 |
| Arkansas | 17 | 10 | 6 | 0 | 33 |

| Qtr. | Team | Scoring Play |
|------|------|---|
| 1st | OM | Luke Logan 36 yd field goal, 6-56 2:11 |
| | AR | Connor Limpert 43 yd field goal, 11-50 5:08 |
| | AR | C. O'Grady 39 yd pass from T. Storey (C. Limpert kick), 7-78 3:01 |
| | AR | R. Boyd 69 yd run (C. Limpert kick), 3-80 1:04 |
| 2nd | OM | J. Ta'amu 18 yd run (L. Logan kick), 9-75 3:08 |
| | AR | L. Pettway 39 yd pass from C. Kelley (C. Limpert kick), 5-75 1:33 |
| | AR | Connor Limpert 38 yd field goal, 9-52 4:27 |
| | OM | D. Lodge 6 yd pass from J. Ta'amu (L. Logan kick), 10-77 2:03 |
| 3rd | AR | Connor Limpert 38 yd field goal, 10-55 5:32 |
| | OM | O. Cooley 66 yd pass from J. Ta'amu (L. Logan kick), 5-79 1:59 |
| | AR | Connor Limpert 36 yd field goal, 11-57 4:56 |
| 4th | OM | I. Woullard 2 yd run (L. Logan kick), 10-84 2:54 |
| | OM | S. Phillips 5 yd run (J. Ta'amu pass failed), 7-97 1:20 |

TEAM STATS

| | OLE MISS | ARKANSAS |
|----------------------------|----------|----------|
| FIRST DOWNS | 32 | 27 |
| RUSHES-YARDS (NET) | 38-224 | 48-300 |
| PASSING YDS (NET) | 387 | 177 |
| Passes Att-Comp-Int | 26-35-1 | 15-22-1 |
| TOTAL OFFENSE PLAYS-YARDS | 73-611 | 70-476 |
| Fumble Returns-Yards | 0-0 | 0-0 |
| Punt Returns-Yards | 0-0 | 3--2 |
| Kickoff Returns-Yards | 3-62 | 3-35 |
| Interception Returns-Yards | 1-0 | 1-0 |
| Punts (Number-Avg) | 1-35.0 | 2-47.5 |
| Fumbles-Lost | 1-0 | 0-0 |
| Penalties-Yards | 4-50 | 5-65 |
| Possession Time | 24:42 | 35:18 |
| Third-Down Conversions | 6 of 10 | 2 of 9 |
| Fourth-Down Conversions | 0 of 0 | 1 of 1 |
| Red-Zone Scores-Chances | 5-6 | 3-3 |
| Sacks By: Number-Yards | 1-4 | 2-8 |

OLE MISS

| RUSHING | Att. | Gain | Lost | Net | TD | Long | Avg. |
|------------------|------|------|------|-----|----|------|------|
| Jordan Ta'amu | 17 | 154 | 13 | 141 | 1 | 27 | 8.3 |
| Scottie Phillips | 18 | 90 | 4 | 86 | 1 | 16 | 4.8 |
| Isaiah Woullard | 2 | 2 | 3 | -1 | 1 | 2 | -0.5 |
| Team | 1 | 0 | 2 | -2 | 0 | 0 | -2.0 |

| PASSING | Comp. | Att. | Yds | TD | Int | Long | Sack |
|---------------|-------|------|-----|----|-----|------|------|
| Jordan Ta'amu | 26 | 35 | 387 | 2 | 1 | 66 | 2 |

| RECEIVING | No. | Yds | TD | Long |
|------------------|-----|-----|----|------|
| DaMarkus Lodge | 10 | 80 | 1 | 12 |
| A.J. Brown | 6 | 64 | 0 | 20 |
| Braylon Sanders | 3 | 35 | 0 | 18 |
| Octavious Cooley | 2 | 85 | 1 | 66 |
| Dawson Knox | 2 | 65 | 0 | 48 |
| D.K. Metcalf | 1 | 49 | 0 | 49 |
| Isaiah Woullard | 1 | 11 | 0 | 11 |
| Scottie Phillips | 1 | -2 | 0 | 0 |

| PUNTING | No. | Yds | Avg. | Long | I20 | TB |
|-----------|-----|-----|------|------|-----|----|
| Mac Brown | 1 | 35 | 35.0 | 35 | 0 | 0 |

| FIELD GOALS | Made | Att. | Long | Kicks |
|-------------|------|------|------|--------------|
| Luke Logan | 1 | 3 | 36 | 36, 45x, 28x |

ARKANSAS

| RUSHING | Att. | Gain | Lost | Net | TD | Long | Avg. |
|---------------|------|------|------|-----|----|------|------|
| Rakeem Boyd | 7 | 109 | 0 | 109 | 1 | 69 | 15.6 |
| Ty Storey | 9 | 73 | 3 | 70 | 0 | 23 | 7.8 |
| Devwah Whaley | 12 | 73 | 6 | 67 | 0 | 16 | 5.6 |
| Chase Hayden | 12 | 38 | 8 | 30 | 0 | 17 | 2.5 |
| Cole Kelley | 7 | 29 | 4 | 25 | 0 | 11 | 3.6 |
| Team | 1 | 0 | 1 | -1 | 0 | 0 | -1.0 |

| PASSING | Comp. | Att. | Yds | TD | Int | Long | Sack |
|-----------------|-------|------|-----|----|-----|------|------|
| Ty Storey | 12 | 16 | 122 | 1 | 0 | 39 | 0 |
| Cole Kelley | 2 | 5 | 60 | 1 | 1 | 39 | 1 |
| Jared Cornelius | 1 | 1 | -5 | 0 | 0 | 0 | 0 |

| RECEIVING | No. | Yds | TD | Long |
|-------------------|-----|-----|----|------|
| LaMichael Pettway | 3 | 77 | 1 | 39 |
| Cheyenne O'Grady | 3 | 41 | 1 | 39 |
| Rakeem Boyd | 2 | 36 | 0 | 38 |
| Mike Woods | 2 | 14 | 0 | 9 |
| Devwah Whaley | 2 | 9 | 0 | 5 |
| Deon Stewart | 2 | 5 | 0 | 5 |
| Ty Storey | 1 | -5 | 0 | 0 |

| PUNTING | No. | Yds | Avg. | Long | I20 | TB |
|------------|-----|-----|------|------|-----|----|
| Reid Bauer | 2 | 95 | 47.5 | 64 | 2 | 0 |

| FIELD GOALS | Made | Att. | Long | Kicks |
|----------------|------|------|------|----------------|
| Connor Limpert | 4 | 4 | 43 | 43, 38, 38, 36 |



RB Rakeem Boyd posted his second-straight 100-yard rushing performance with 109 yards against Ole Miss. He had broken the 100-yard threshold with 0:31 remaining in the first quarter in Little Rock.

GAME 8 ||| TULSA

TULSA (1-6, 0-3) 0
ARKANSAS (2-6, 0-4) 23

October 20, 2018 | Fayetteville, Ark.
 Donald W. Reynolds Razorback Stadium | Time: 11 a.m. | Attendance: 56,691
 TV: ESPN > Taylor Zazour (PBP), Matt Stinchcomb (Analyst) & Kris Budden (Sideline)

SCORING SUMMARY

| | 1st | 2nd | 3rd | 4th | Final |
|-----------------|-----|-----|-----|-----|-------|
| Tulsa | 0 | 0 | 0 | 0 | 0 |
| Arkansas | 0 | 10 | 10 | 3 | 23 |

| Qtr. | Team | Scoring Play |
|------|------|---|
| 2nd | AR | C. Limpert 33 yd field goal, 9-60 4:20 |
| | AR | G. Gunter 7 yd pass from C. Noland (C. Limpert kick), 8-49 3:29 |
| 3rd | AR | C. Limpert 35 yd field goal, 7-10 2:56 |
| | AR | M. Williams 4 yd run (C. Limpert kick), 3-40 1:23 |
| 4th | AR | C. Limpert 24 yd field goal, 16-74 8:19 |

TEAM STATS

| | TULSA | ARKANSAS |
|----------------------------|---------|----------|
| FIRST DOWNS | 15 | 20 |
| RUSHES-YARDS (NET) | 40-133 | 53-196 |
| PASSING YDS (NET) | 127 | 131 |
| Passes Att-Comp-Int | 25-8-1 | 19-11-1 |
| TOTAL OFFENSE PLAYS-YARDS | 65-260 | 72-327 |
| Fumble Returns-Yards | 0-0 | 0-0 |
| Punt Returns-Yards | 0-0 | 2-29 |
| Kickoff Returns-Yards | 3-21 | 0-0 |
| Interception Returns-Yards | 1-18 | 1-0 |
| Punts (Number-Avg) | 6-40.8 | 4-34.8 |
| Fumbles-Lost | 2-1 | 3-1 |
| Penalties-Yards | 4-43 | 3-40 |
| Possession Time | 24:34 | 35:26 |
| Third-Down Conversions | 4 of 15 | 6 of 15 |
| Fourth-Down Conversions | 0 of 2 | 0 of 0 |
| Red-Zone Scores-Chances | 0-2 | 5-5 |
| Sacks By: Number-Yards | 0-0 | 6-35 |

TULSA

| RUSHING | Att. | Gain | Lost | Net | TD | Long | Avg. |
|-----------------|------|------|------|-----|----|------|------|
| Shamari Brooks | 20 | 92 | 1 | 91 | 0 | 13 | 4.6 |
| Corey Taylor II | 7 | 54 | 0 | 54 | 0 | 19 | 7.7 |
| Seth Boomer | 12 | 29 | 35 | -6 | 0 | 12 | -0.5 |
| Team | 1 | 0 | 6 | -6 | 0 | 0 | -6.0 |

| PASSING | Comp. | Att. | Yds | TD | Int | Long | Sack |
|-------------|-------|------|-----|----|-----|------|------|
| Seth Boomer | 8 | 25 | 127 | 0 | 1 | 65 | 6 |

| RECEIVING | No. | Yds | TD | Long |
|-----------------|-----|-----|----|------|
| Keylon Stokes | 3 | 74 | 0 | 65 |
| Justin Hobbs | 2 | 12 | 0 | 10 |
| Corey Taylor II | 1 | 32 | 0 | 32 |
| Jarion Anderson | 1 | 5 | 0 | 5 |
| Keenen Johnson | 1 | 4 | 0 | 4 |

| PUNTING | No. | Yds | Avg. | Long | I20 | TB |
|----------------|-----|-----|------|------|-----|----|
| Thomas Bennett | 6 | 245 | 40.8 | 47 | 1 | 1 |

| FIELD GOALS | Made | Att. | Long | Kicks |
|-------------|------|------|------|----------|
| Nate Walker | 0 | 2 | -- | 28x, 42x |

ARKANSAS

| RUSHING | Att. | Gain | Lost | Net | TD | Long | Avg. |
|-----------------|------|------|------|-----|----|------|------|
| Rakeem Boyd | 22 | 109 | 10 | 99 | 0 | 17 | 4.5 |
| Chase Hayden | 9 | 43 | 0 | 43 | 0 | 10 | 4.8 |
| Cole Kelley | 5 | 31 | 4 | 27 | 0 | 20 | 5.4 |
| Maleek Williams | 9 | 23 | 0 | 23 | 1 | 5 | 2.6 |
| Connor Noland | 5 | 20 | 0 | 20 | 0 | 10 | 4.0 |
| Team | 3 | 0 | 16 | -16 | 0 | 0 | -5.3 |

| PASSING | Comp. | Att. | Yds | TD | Int | Long | Sack |
|---------------|-------|------|-----|----|-----|------|------|
| Connor Noland | 10 | 16 | 124 | 1 | 1 | 30 | 0 |
| Cole Kelley | 1 | 3 | 7 | 0 | 0 | 7 | 0 |

| RECEIVING | No. | Yds | TD | Long |
|-------------------|-----|-----|----|------|
| Rakeem Boyd | 3 | 14 | 0 | 6 |
| Cheyenne O'Grady | 2 | 35 | 0 | 20 |
| Jordan Jones | 2 | 15 | 0 | 10 |
| LaMichael Pettway | 1 | 30 | 0 | 30 |
| Austin Cantrell | 1 | 23 | 0 | 23 |
| Chase Hayden | 1 | 7 | 0 | 7 |
| Grayson Gunter | 1 | 7 | 1 | 7 |

| PUNTING | No. | Yds | Avg. | Long | I20 | TB |
|------------|-----|-----|------|------|-----|----|
| Reid Bauer | 4 | 139 | 34.8 | 41 | 4 | 0 |

| FIELD GOALS | Made | Att. | Long | Kicks |
|----------------|------|------|------|------------|
| Connor Limpert | 3 | 3 | 35 | 33, 35, 24 |



QB Connor Noland became the first Arkansas true freshman since 2012 to start at QB for the Razorbacks, going 10-for-16 for 124 yards and a touch-down pass in his first career start.

GAME 9 ||| VANDERBILT

VANDERBILT (4-5, 1-4)..... 0
ARKANSAS (2-7, 0-5)..... 23

October 27, 2018 | Fayetteville, Ark.
 Donald W. Reynolds Razorback Stadium | Time: 11 a.m. | Attendance: 56,251
 TV: SECN > Dave Neal (PBP), DJ Shockley (Analyst) & Dawn Davenport (Sideline)

SCORING SUMMARY

| | 1st | 2nd | 3rd | 4th | Final |
|-------------------|-----|-----|-----|-----|-------|
| Vanderbilt | 7 | 14 | 3 | 21 | 45 |
| Arkansas | 7 | 7 | 3 | 14 | 31 |

| Qtr. | Team | Scoring Play |
|------|-------|---|
| 1st | AR | R. Boyd 5 yd run (C. Limpert kick), 9-75 3:05 |
| | VANDY | K. Vaughn 63 yd run (R. Guay kick), 7-89 3:53 |
| 2nd | VANDY | J. Pinkney 1 yd pass from K. Shurmur (R. Guay kick), 6-42 2:39 |
| | AR | C. Hayden 38 yd run (C. Limpert kick), 8-92 3:45 |
| | VANDY | J. Pinkney 40 yd pass from K. Shurmur (R. Guay kick), 3-65 1:31 |
| 3rd | AR | C. Limpert 55 yd field goal, 9-35 3:40 |
| | VANDY | R. Guay 36 yd field goal, 14-57 7:24 |
| 4th | VANDY | K. Vaughn 11 yd run (R. Guay kick), 7-76 3:41 |
| | AR | Tyson Morris 11 yd pass from T. Storey (C. Limpert kick), 6-75 2:06 |
| | VANDY | K. Vaughn 3 yd run (R. Guay kick), 9-75 4:45 |
| | VANDY | K. Blasingame 5 yd run (R. Guay kick), 7-29 2:34 |
| | AR | C. O'Grady 12 yd pass from T. Storey (C. Limpert kick), 7-75 1:06 |

TEAM STATS

| | VANDERBILT | ARKANSAS |
|----------------------------|------------|----------|
| FIRST DOWNS | 25 | 21 |
| RUSHES-YARDS (NET) | 49-250 | 29-207 |
| PASSING YDS (NET) | 192 | 240 |
| Passes Att-Comp-Int | 19-13-0 | 36-23-2 |
| TOTAL OFFENSE PLAYS-YARDS | 68-442 | 65-447 |
| Fumble Returns-Yards | 0-0 | 0-0 |
| Punt Returns-Yards | 2-15 | 1-0 |
| Kickoff Returns-Yards | 2-27 | 2-34 |
| Interception Returns-Yards | 2-8 | 0-0 |
| Punts (Number-Avg) | 4-46.2 | 4-43.5 |
| Fumbles-Lost | 0-0 | 0-0 |
| Penalties-Yards | 7-60 | 6-46 |
| Possession Time | 35:32 | 24:28 |
| Third-Down Conversions | 5 of 10 | 6 of 12 |
| Fourth-Down Conversions | 0 of 0 | 0 of 0 |
| Red-Zone Scores-Chances | 5-5 | 3-3 |
| Sacks By: Number-Yards | 2-8 | 3-24 |

VANDERBILT

| RUSHING | Att. | Gain | Lost | Net | TD | Long | Avg. |
|-----------------|------|------|------|-----|----|------|------|
| Ke'Shawn Vaughn | 26 | 184 | 12 | 172 | 3 | 63 | 6.6 |
| K. Blasingame | 10 | 46 | 0 | 46 | 1 | 10 | 4.6 |
| Ja'Veon Marlow | 2 | 22 | 0 | 22 | 0 | 18 | 11.0 |
| J. Wakefield | 3 | 23 | 1 | 22 | 0 | 20 | 7.3 |
| Mo Hasan | 2 | 11 | 0 | 11 | 0 | 6 | 5.5 |
| Kalija Lipscomb | 1 | 1 | 0 | 1 | 0 | 1 | 1.0 |
| TEAM | 1 | 0 | 2 | -2 | 0 | 0 | -2.0 |
| Kyle Shurmur | 4 | 2 | 24 | -22 | 0 | 2 | -5.5 |

| PASSING | Comp. | Att. | Yds | TD | Int | Long | Sack |
|--------------|-------|------|-----|----|-----|------|------|
| Kyle Shurmur | 13 | 19 | 192 | 2 | 0 | 40 | 3 |

| RECEIVING | No. | Yds | TD | Long |
|-----------------|-----|-----|----|------|
| Jared Pinkney | 5 | 93 | 2 | 40 |
| Kalija Lipscomb | 4 | 44 | 0 | 17 |
| K. Blasingame | 2 | 42 | 0 | 23 |
| C.J. Bolar | 1 | 8 | 0 | 8 |
| Chris Pierce | 1 | 5 | 0 | 5 |

| PUNTING | No. | Yds | Avg. | Long | I20 | TB |
|--------------|-----|-----|------|------|-----|----|
| Parker Thome | 4 | 185 | 46.2 | 60 | 2 | 0 |

| FIELD GOALS | Made | Att. | Long | Kicks |
|-------------|------|------|------|-------|
| Ryley Guay | 1 | 1 | 36 | 36 |

ARKANSAS

| RUSHING | Att. | Gain | Lost | Net | TD | Long | Avg. |
|--------------|------|------|------|-----|----|------|------|
| Rakeem Boyd | 19 | 117 | 4 | 113 | 1 | 27 | 5.9 |
| Chase Hayden | 5 | 70 | 0 | 70 | 1 | 38 | 14.0 |
| Ty Storey | 5 | 32 | 8 | 24 | 0 | 16 | 4.8 |

| PASSING | Comp. | Att. | Yds | TD | Int | Long | Sack |
|-----------|-------|------|-----|----|-----|------|------|
| Ty Storey | 23 | 36 | 240 | 2 | 2 | 40 | 2 |

| RECEIVING | No. | Yds | TD | Long |
|-------------------|-----|-----|----|------|
| Cheyenne O'Grady | 6 | 83 | 1 | 25 |
| Chase Hayden | 5 | 17 | 0 | 7 |
| Mike Woods | 3 | 33 | 0 | 28 |
| Tyson Morris | 3 | 19 | 1 | 11 |
| LaMichael Pettway | 2 | 51 | 0 | 40 |
| Deon Stewart | 2 | 23 | 0 | 17 |
| Jordan Jones | 1 | 8 | 0 | 8 |
| Austin Cantrell | 1 | 6 | 0 | 6 |

| PUNTING | No. | Yds | Avg. | Long | I20 | TB |
|-------------|-----|-----|------|------|-----|----|
| M. Phillips | 1 | 47 | 47.0 | 47 | 0 | 0 |
| Reid Bauer | 3 | 127 | 42.3 | 47 | 0 | 0 |

| FIELD GOALS | Made | Att. | Long | Kicks |
|----------------|------|------|------|--------|
| Connor Limpert | 1 | 2 | 55 | 60x,55 |



RB Rakeem Boyd ran for a career-high 113 yards on 19 carries for his third 100-yard effort in the last four games, scoring his second TD of the season.

GAME 10 ||| LSU

NO. 7 LSU (8-2, 5-2).....24
ARKANSAS (2-8, 0-6).....17

Nov. 10, 2018 | Fayetteville, Ark.
 Donald W. Reynolds Razorback Stadium | Time: 6:30 p.m. | Attendance: 64,135
 TV: SECN > Tom Hart (PBP), Jordan Rodgers (Analyst) & Cole Cubelic (Sideline)

SCORING SUMMARY

| | 1st | 2nd | 3rd | 4th | Final |
|----------|-----|-----|-----|-----|-------|
| LSU | 7 | 7 | 10 | 0 | 24 |
| Arkansas | 0 | 3 | 0 | 14 | 17 |

| Qtr. | Team | Scoring Play |
|------|------|--|
| 1st | LSU | J. Jefferson 40 yd pass from J. Burrow (C. Tracy kick), 1-40 0:09 |
| 2nd | LSU | N. Brossette 12 yd run (C. Tracy kick), 14-77 7:24 |
| | AR | C. Limpert 24 yd field goal, 4-27 0:21 |
| 3rd | LSU | C. Ed.-Helaire 13 yd run (C. Tracy kick), 4-59 2:07, LSU 21 - AR 3 |
| | LSU | C. Tracy 40 yd field goal, 5-30 2:56 |
| 4th | AR | C. O'Grady 11 yd pass from T. Storey (C. Limpert kick), 8-76 2:16 |
| | AR | C. O'Grady 32 yd pass from T. Storey (C. Limpert kick), 6-75 1:33 |

TEAM STATS

| | LSU | ARKANSAS |
|----------------------------|---------|----------|
| FIRST DOWNS | 20 | 14 |
| RUSHES-YARDS (NET) | 48-164 | 19-16 |
| PASSING YDS (NET) | 195 | 200 |
| Passes Att-Comp-Int | 21-15-0 | 39-19-1 |
| TOTAL OFFENSE PLAYS-YARDS | 69-359 | 58-216 |
| Fumble Returns-Yards | 0-0 | 1-24 |
| Punt Returns-Yards | 1--7 | 2-0 |
| Kickoff Returns-Yards | 1-25 | 0-0 |
| Interception Returns-Yards | 1-0 | 0-0 |
| Punts (Number-Avg) | 7-40.3 | 8-39.1 |
| Fumbles-Lost | 3-1 | 1-1 |
| Penalties-Yards | 7-69 | 6-60 |
| Possession Time | 35:47 | 24:13 |
| Third-Down Conversions | 5 of 14 | 2 of 12 |
| Fourth-Down Conversions | 0 of 1 | 1 of 2 |
| Red-Zone Scores-Chances | 2-3 | 2-2 |
| Sacks By: Number-Yards | 4-31 | 3-21 |

LSU

| RUSHING | Att. | Gain | Lost | Net | TD | Long | Avg. |
|-----------------|------|------|------|-----|----|------|------|
| Nick Brossette | 23 | 94 | 4 | 90 | 1 | 16 | 3.9 |
| C. Ed.-Helaire | 17 | 57 | 1 | 56 | 1 | 13 | 3.3 |
| Joe Burrow | 7 | 36 | 21 | 15 | 0 | 16 | 2.1 |
| Just. Jefferson | 1 | 3 | 0 | 3 | 0 | 3 | 3.0 |

| PASSING | Comp. | Att. | Yds | TD | Int | Long | Sack |
|------------|-------|------|-----|----|-----|------|------|
| Joe Burrow | 15 | 21 | 195 | 1 | 0 | 40 | 3 |

| RECEIVING | No. | Yds | TD | Long |
|-----------------|-----|-----|----|------|
| Just. Jefferson | 6 | 117 | 1 | 40 |
| Derrick Dillon | 2 | 25 | 0 | 14 |
| Ja'Marr Chase | 2 | 19 | 0 | 13 |
| C. Ed.-Helaire | 2 | 5 | 0 | 9 |
| Dee Anderson | 1 | 26 | 0 | 26 |
| Tory Carter | 1 | 6 | 0 | 6 |
| Nick Brossette | 1 | -3 | 0 | 0 |

| PUNTING | No. | Yds | Avg. | Long | I20 | TB |
|-----------------|-----|-----|------|------|-----|----|
| Z.Von Rosenberg | 5 | 216 | 43.2 | 48 | 0 | 0 |
| Josh Growden | 2 | 66 | 33.0 | 35 | 2 | 0 |

| FIELD GOALS | Made | Att. | Long | Kicks |
|-------------|------|------|------|-------|
| Cole Tracy | 1 | 1 | 40 | 40 |

ARKANSAS

| RUSHING | Att. | Gain | Lost | Net | TD | Long | Avg. |
|--------------|------|------|------|-----|----|------|------|
| Rakeem Boyd | 10 | 37 | 7 | 30 | 0 | 11 | 3.0 |
| Ty Storey | 8 | 18 | 25 | -7 | 0 | 7 | -0.9 |
| Deon Stewart | 1 | 0 | 7 | -7 | 0 | 0 | -7.0 |

| PASSING | Comp. | Att. | Yds | TD | Int | Long | Sack |
|-------------|-------|------|-----|----|-----|------|------|
| Ty Storey | 19 | 38 | 200 | 2 | 1 | 32 | 3 |
| Cole Kelley | 0 | 1 | 0 | 0 | 0 | 0 | 0 |

| RECEIVING | No. | Yds | TD | Long |
|-------------------|-----|-----|----|------|
| Cheyenne O'Grady | 6 | 75 | 2 | 32 |
| Rakeem Boyd | 4 | 3 | 0 | 3 |
| Jared Cornelius | 2 | 46 | 0 | 27 |
| LaMichael Pettway | 2 | 33 | 0 | 31 |
| Deon Stewart | 2 | 11 | 0 | 9 |
| Grayson Gunter | 1 | 23 | 0 | 23 |
| Mike Woods | 1 | 14 | 0 | 14 |
| Jordan Jones | 1 | -5 | 0 | 0 |

| PUNTING | No. | Yds | Avg. | Long | I20 | TB |
|-------------|-----|-----|------|------|-----|----|
| M. Phillips | 1 | 24 | 24.0 | 24 | 0 | 0 |
| Reid Bauer | 7 | 289 | 41.3 | 46 | 2 | 0 |

| FIELD GOALS | Made | Att. | Long | Kicks |
|----------------|------|------|------|-------|
| Connor Limpert | 1 | 1 | 24 | 24 |



LB De'Jon Harris posted his second straight double-digit tackle performance and seventh of the season against LSU.

GAME 11 ||| at MISSISSIPPI STATE

ARKANSAS (2-9, 0-7)..... 6
MISSISSIPPI STATE (7-4, 3-4)..... 52

November 17, 2018 | Starkville, Miss.
Davis Wade Stadium | Time: 11 a.m. | Attendance: 57,772
TV: ESPN > Adam Amin (PBP), Rod Gilmore (Analyst) & Quint Kessenich (Sideline)

SCORING SUMMARY

| | 1st | 2nd | 3rd | 4th | Final |
|-----------------|-----|-----|-----|-----|-------|
| Arkansas | 0 | 3 | 3 | 0 | 6 |
| Mississippi St. | 3 | 14 | 21 | 14 | 52 |

| Qtr. | Team | Scoring Play |
|------|------|--|
| 1st | MS | J. Christmann 19 yd field goal, 14-81 6:33 |
| 2nd | MS | N. Fitzgerald 2 yd run (J. Christmann kick), 11-53 4:53 |
| | MS | N. Gibson 8 yd run (J. Christmann kick), 8-72 4:11 |
| | AR | C. Limpert 36 yd field goal, 13-52 2:48 |
| 3rd | AR | C. Limpert 32 yd field goal, 7-60 3:35 |
| | MS | J. Johnson 34 yd pass from N. Fitzgerald (J. Christmann kick), 6-75 2:37 |
| | MS | K. Mixon 4 yd pass from N. Fitzgerald (J. Christmann kick), 1-4 0:04 |
| | MS | O. Mitchell 15 yd pass from N. Fitzgerald (J. Lawless kick), 3-58 1:17 |
| 4th | MS | A. Williams 19 yd pass from N. Fitzgerald (J. Lawless kick), 6-50 3:02 |
| | MS | A. Williams 33 yd pass from K. Thompson (J. Lawless kick), 8-72 4:01 |

TEAM STATS

| | ARKANSAS | MISS. STATE |
|----------------------------|----------|-------------|
| FIRST DOWNS | 17 | 29 |
| RUSHES-YARDS (NET) | 35-69 | 47-287 |
| PASSING YDS (NET) | 150 | 188 |
| Passes Att-Comp-Int | 34-19-1 | 18-12-0 |
| TOTAL OFFENSE PLAYS-YARDS | 69-219 | 65-475 |
| Fumble Returns-Yards | 0-0 | 1-6 |
| Punt Returns-Yards | 0-0 | 1-0 |
| Kickoff Returns-Yards | 2-95 | 1-15 |
| Interception Returns-Yards | 0-0 | 1-7 |
| Punts (Number-Avg) | 3-37.3 | 1-40.0 |
| Fumbles-Lost | 3-2 | 2-1 |
| Penalties-Yards | 9-85 | 7-60 |
| Possession Time | 27:39 | 32:21 |
| Third-Down Conversions | 5 of 17 | 7 of 10 |
| Fourth-Down Conversions | 1 of 4 | 1 of 1 |
| Red-Zone Scores-Chances | 2-4 | 6-6 |
| Sacks By: Number-Yards | 0-0 | 5-48 |

ARKANSAS

| RUSHING | Att. | Gain | Lost | Net | TD | Long | Avg. |
|-----------------|------|------|------|-----|----|------|-------|
| Rakeem Boyd | 14 | 89 | 5 | 84 | 0 | 31 | 6.0 |
| Devwah Whaley | 4 | 16 | 0 | 16 | 0 | 6 | 4.0 |
| Deon Stewart | 1 | 7 | 0 | 7 | 0 | 7 | 7.0 |
| Maleek Williams | 3 | 4 | 2 | 2 | 0 | 2 | 0.7 |
| Chase Hayden | 1 | 0 | 1 | -1 | 0 | 0 | -1.0 |
| Connor Noland | 5 | 18 | 21 | -3 | 0 | 12 | -0.6 |
| Ty Storey | 5 | 8 | 15 | -7 | 0 | 4 | -1.4 |
| De'Vion Warren | 1 | 0 | 13 | -13 | 0 | 0 | -13.0 |
| Reid Bauer | 1 | 0 | 16 | -16 | 0 | 0 | -16.0 |

| PASSING | Comp. | Att. | Yds | TD | Int | Long | Sack |
|----------------|-------|------|-----|----|-----|------|------|
| Ty Storey | 16 | 27 | 137 | 0 | 1 | 47 | 2 |
| J.S. Jones | 1 | 3 | 5 | 0 | 0 | 5 | 0 |
| Connor Noland | 2 | 3 | 8 | 0 | 8 | 0 | 2 |
| De'Vion Warren | 0 | 1 | 0 | 0 | 0 | 0 | 1 |

| RECEIVING | No. | Yds | TD | Long |
|-------------------|-----|-----|----|------|
| Deon Stewart | 6 | 13 | 0 | 8 |
| LaMichael Pettway | 4 | 83 | 0 | 47 |
| Mike Woods | 3 | 15 | 0 | 7 |
| Cheyenne O'Grady | 2 | 24 | 0 | 17 |
| Jordan Jones | 2 | 5 | 0 | 5 |
| Rakeem Boyd | 1 | 8 | 0 | 8 |
| Devwah Whaley | 1 | 2 | 0 | 2 |

| PUNTING | No. | Yds | Avg. | Long | I20 | TB |
|------------|-----|-----|------|------|-----|----|
| Reid Bauer | 3 | 112 | 37.3 | 39 | 0 | 0 |

| FIELD GOALS | Made | Att. | Long | Kicks |
|----------------|------|------|------|-------------|
| Connor Limpert | 2 | 3 | 36 | 43x, 36, 32 |

MISSISSIPPI STATE

| RUSHING | Att. | Gain | Lost | Net | TD | Long | Avg. |
|-----------------|------|------|------|-----|----|------|------|
| Aeris Williams | 15 | 104 | 0 | 104 | 0 | 20 | 6.9 |
| Nick Fitzgerald | 14 | 89 | 4 | 85 | 1 | 16 | 6.1 |
| Nick Gibson | 9 | 48 | 0 | 48 | 1 | 12 | 5.3 |
| Dontavian Lee | 7 | 38 | 0 | 38 | 0 | 13 | 5.4 |
| K. Thompson | 2 | 12 | 0 | 12 | 0 | 9 | 6.0 |

| PASSING | Comp. | Att. | Yds | TD | Int | Long | Sack |
|-----------------|-------|------|-----|----|-----|------|------|
| Nick Fitzgerald | 9 | 14 | 127 | 4 | 0 | 34 | 0 |
| K. Thompson | 3 | 4 | 61 | 1 | 0 | 33 | 0 |

| RECEIVING | No. | Yds | TD | Long |
|-----------------|-----|-----|----|------|
| Justin Johnson | 3 | 59 | 1 | 34 |
| Austin Williams | 2 | 52 | 2 | 33 |
| Osirus Mitchell | 2 | 21 | 1 | 15 |
| Dontea Jones | 1 | 17 | 0 | 17 |
| Stephen Guidry | 1 | 15 | 0 | 15 |
| Farrod Green | 1 | 11 | 0 | 11 |
| Aeris Williams | 1 | 9 | 0 | 9 |
| Keith Mixon | 1 | 4 | 1 | 46 |

| PUNTING | No. | Yds | Avg. | Long | I20 | TB |
|------------|-----|-----|------|------|-----|----|
| Tucker Day | 1 | 40 | 40.0 | 40 | 1 | 0 |

| FIELD GOALS | Made | Att. | Long | Kicks |
|------------------|------|------|------|-------|
| Chase Christmann | 1 | 1 | 19 | 19 |



FS Santos Ramirez posted his second consecutive double-digit tackle performance behind 11 against Mississippi State. It was his fifth game this year with 10 or more tackles.

WEEKLY MEDIA SCHEDULE: MISSOURI WEEK

| 19 MON | 20 TUES | 21 WED | 22 THURS | 23 FRI | 24 SAT | 25 SUN |
|--|--|---|-----------------------|---|-----------------------|-----------------------|
| Press Conference Noon - Coach Morris 12:20 - Coach Chavis 12:30 - Coach Craddock | Post Practice Media 6 p.m. Student-athletes On the Air with Chad Morris - 7 p.m. | SEC Teleconference 10 a.m. - 12:10 p.m. 11 a.m. - Coach Morris | No media availability | Game 12 at Missouri Kickoff - 1:30 p.m. TV - CBS Post Game Coach Morris & student-athletes | No media availability | No media availability |

ARKANSAS COMMUNICATIONS



KYLE PARKINSON

Associate AD/Communications

Cell 479.387.4753
 Email..... kparkin@uark.edu
 Twitter @TheOtherKP



MICHAEL MINSHAW

Assistant Director/Communications

Cell 817.707.0011
 Email..... mminshaw@uark.edu
 Twitter @mminshaw

Office: 479-575-2751

Fax: 479-575-7481

Fayetteville Press Box: (479) 575-6622

Little Rock Press Box: (501) 663-0514

GAME CREDENTIAL REQUESTS

All requests for media and/or photo credentials must be made online at www.SportsSystems.com/Arkansas. Requests should be made at least two weeks in advance.

Credentials will not be mailed. They may be picked up beginning three hours prior to kickoff at the media will call station at the base of the elevator at both Donald W. Reynolds Razorback Stadium in Fayetteville and War Memorial Stadium in Little Rock. Photo identification is required when picking up credentials.

ARKANSAS FTP SITE

An FTP site is available for members of the media. For more information concerning the FTP site, contact Michelle Glover (migllover@uark.edu).

CollegePressBox.com

CollegePressBox.com is the official media website for SEC football. Access and download weekly game notes, quotes, statistics, media guides, headshots, logos, flip cards and more for each of the SEC's members. Login information will be distributed to accredited media or you can apply for a password by sending an email to password@collegepressbox.com.

SEC WEEKLY TELECONFERENCE

Head coach Chad Morris will participate each week in the SEC teleconference of football coaches. The teleconferences will be conducted each Wednesday from Aug. 29 to Nov. 21 from 10 a.m. CT to 12:10 p.m. CT. For more information and the teleconference number, contact the SEC Media Relations Office at (205) 458-3000.

| | |
|------------------------|----------------------------------|
| 10:00 a.m. | Ed Orgeron, LSU |
| 10:10 a.m. | Kirby Smart, Georgia |
| 10:20 a.m. | Dan Mullen, Florida |
| 10:30 a.m. | Derek Mason, Vanderbilt |
| 10:40 a.m. | Nick Saban, Alabama |
| 10:50 a.m. | Jeremy Pruitt, Tennessee |
| 11:00 a.m. | Chad Morris, Arkansas |
| 11:10 a.m. | Barry Odom, Missouri |
| 11:20 a.m. | Matt Luke, Ole Miss |
| 11:30 a.m. | Jimbo Fisher, Texas A&M |
| 11:40 a.m. | Mark Stoops, Kentucky |
| 11:50 a.m. | Joe Moorehead, Mississippi State |
| 12:00 p.m. | Will Muschamp, South Carolina |
| 12:10 p.m. | Gus Malzahn, Auburn |

ON THE AIR WITH CHAD MORRIS

"On the Air with Chad Morris," Coach Morris' weekly radio show presented by Lindsey and Westrock Coffee Company airs on Wednesday nights starting at 7 p.m. For the 10th straight year, the one-hour radio show will be broadcast live from the Catfish Hole. The show will be carried throughout the state of Arkansas on the Razorback Sports Network and locally in Fayetteville on 105.3 FM, 99.5, 92.1 FM and 1290 AM.

RAZORBACK FOOTBALL WITH CHAD MORRIS

"Razorback Football with Chad Morris" is the official television coach's show of Razorback football. The one-hour show will air statewide and throughout the region on numerous television affiliates. A total of 12 shows will air throughout the season on the following stations: KATV (Sunday's at 10:30 p.m.), KFSM (Sunday at 10:30 p.m.) and KNXW (Sunday at 9:30 p.m.). The show will also be available regionally on Cox Sports Television on Wednesdays at 6 p.m. and Fox Sports Southwest on Tuesdays at 4 p.m.

RADIO AFFILIATES

| | |
|------------------------|---------------|
| Batesville..... | KWOZ-FM 103.3 |
| Berryville..... | KTHS-AM 1480 |
| Blytheville..... | KHLS-FM 96.3 |
| Camden..... | KCXY-FM 95.3 |
| Crossett..... | KAGH-AM 800 |
| Crossett..... | KAGH-FM 104.9 |
| De Queen..... | KDON-FM 92.1 |
| DeWitt..... | KDEW-FM 97.3 |
| El Dorado..... | KMRX-FM 96.1 |
| Fayetteville..... | KAKS-FM 99.5 |
| Fayetteville..... | KUOA-AM 1290 |
| Fayetteville..... | KQSM-FM 92.1 |
| Forrest City..... | KBFC-FM 93.5 |
| Fort Smith..... | KERX-FM 95.3 |
| Glenwood..... | KHGZ-AM 670 |
| Glenwood..... | KHGZ-FM 98.9 |
| Hatfield..... | KENA-FM 104.1 |
| Herber Springs..... | KAWW-AM 1370 |
| Helena..... | KFFA-FM 103.1 |
| Horshoe Bend..... | KKIK-FM 106.5 |
| Jonesboro..... | KEGI-FM 100.5 |
| Little Rock..... | KABZ-FM 103.7 |
| Magnolia..... | KZHE-FM 100.5 |
| Marshall..... | KBCN-FM 104.3 |
| Mena..... | KTTG-FM 96.3 |
| Monett (Mo.)..... | KKBL-FM 95.9 |
| Monticello..... | KGPO-FM 99.9 |
| Morrilton..... | KVOM-FM 101.7 |
| Mountain Home..... | KOMT-FM 107.5 |
| Ozark..... | KDYN-AM 1540 |
| Ozark..... | KDYN-FM 96.7 |
| Russellville..... | KCAB-AM 980 |
| Russellville..... | KCJC-FM 102.3 |
| Ruston (La.)..... | KRLQ-FM 94.1 |
| Searcy..... | KSMD-FM 99.1 |
| Stuttgart..... | KWAK-FM 105.5 |
| Texarkana (Texas)..... | KKTK-AM 1400 |
| Wynne..... | KWYN-FM 92.5 |
| Wynne..... | KWYN-AM 1400 |