

# 2019 FOOTBALL ARKANSAS

Saturday, August 31, 2019 • 3 p.m. • SEC Network • Donald W. Reynolds Razorback Stadium (76,000) • Fayetteville, Ark.

## SEC NETWORK

Dave Neal, Play-By-Play  
DJ Shockley, Analyst  
Dawn Davenport, Reporter

## RAZORBACK/IMG SPORTS NETWORK

Chuck Barrett, Play-By-Play  
Quinn Grovey, Analyst  
Geno Bell, Reporter

## SIRIUS/XM RADIO

Sirius Channel 135  
XM Channel 190

## COACHING STAFF

### ON THE FIELD (Year at Arkansas)

Chad Morris - Head Coach (2nd)  
John Chavis - Defensive Coordinator/Linebackers (2nd)  
Ron Cooper - Secondary (2nd)  
Dustin Fry - Offensive Line (2nd)  
Kenny Ingram - Defensive Tackles (1st)  
Mark Smith - Secondary (2nd)  
Jeff Traylor - Associate Head Coach/Running Backs (2nd)  
Justin Stepp - Wide Receivers (2nd)

### IN THE BOOTH

Joe Craddock - Offensive Coordinator/Quarterbacks (2nd)  
Steve Caldwell - Defensive Line (2nd)  
Barry Lunney Jr. - Tight Ends/Special Teams (7th)

## FOUR DOWNS

# 118

>>>>>>

De'Jon Harris led the SEC in total tackles (118) & was the first Razorback since 2010-11 to lead the team in consecutive seasons.

# 11,043

>>>>>>

Arkansas added two QBs with a combined 11,043 career passing yards & 86 TDs to their names in Ben Hicks & Nick Starkel.

# 4

>>>>>>

Connor Limpert connected on the fourth-most field goals in a single season at Arkansas with 19 made last year.

# 25

>>>>>>

The Razorbacks put together a consensus top-25 signing class for the first time in program history, signing 26.



## PORTLAND STATE at ARKANSAS



### PORTLAND STATE VIKINGS (0-0)

AP/Coaches Rank: NR/NR

Head Coach: Bruce Barnum (EWU, 1987)

Career Record: 16-29 (5th season)

Record at Portland State: Same

### ARKANSAS RAZORBACKS (0-0)

AP/Coaches Rank: NR/NR

Head Coach: Chad Morris (Texas A&M, 1992)

Career Record: 16-32 (5th season)

Record at Arkansas: 2-10 (2nd season)

## THE RUNDOWN

• Arkansas enters its second season under head coach Chad Morris in 2019, kicking off at 3 p.m. on Saturday, Aug. 31, vs. Portland State at Donald W. Reynolds Razorback Stadium.

• It will be the first meeting between the two programs and the first of three "first-time" games for the Razorbacks this season. Arkansas will also host San Jose State (Sept. 21) and Western Kentucky (Nov. 9) later this year.

• The Razorbacks return 68 players from last year's squad, welcoming in 53 newcomers. Arkansas has 53 freshmen on this year's roster, including 36 true freshmen.


• Arkansas brings back its leading rusher (Rakeem Boyd), receiver (Cheyenne O'Grady), tackler (De'Jon Harris), tackler for loss (McTelvin Agim) and kicker (Connor Limpert) from the 2018 season.

• Senior linebacker De'Jon Harris led the SEC in total tackles last season with 118. He enters his final season as a Razorback needing 60 tackles to crack the school's top 10 in career total tackles, while taking over as the conference's career active leader at 270.

• Junior running back Rakeem Boyd had a strong debut in the SEC in 2018, carrying the ball 123 times for 734 yards. He rushed for 100+ yards in three games, etching him onto a list of famed Razorback RBs to pass the 100-yard threshold multiple times in a season.

• Senior kicker Connor Limpert was a reliable force on special teams last season, connecting on 19 field goals, the fourth-most in school history. The Lou Groza Award semifinalist also put together a stretch of 10 consecutive field goals made over a five-game period and is on pace to become the most accurate kicker in school history.

• Among a flurry of freshmen, Arkansas also added two graduate transfer QBs in Ben Hicks (SMU) and Nick Starkel (Texas A&M). Hicks left Dallas as the program's all-time leader in passing yards, total offense, TD passes, TDs responsible for, completions and 300-yard games. Starkel is the first Arkansas QB with a 400-yard passing game to his name since Austin Allen (2016), throwing for 499 & 416 yards in 2017.



RAKEEM BOYD

### RUSHING

123 ATT  
734 YDS  
2 TD



CHEYENNE O'GRADY

### RECEIVING

30 REC  
400 YDS  
6 TD



DE'JON HARRIS

### TACKLES

118 TOT  
9.0 TFL  
5 PBU



MCTELVIN AGIM

### FOR LOSS

10.0 TFL  
4.5 SACK  
3 FF

HOME	AWAY	HOME	HOME	ARL	AWAY	HOME	AWAY	HOME	HOME	AWAY	LR
AUG 31 3 PM	SEP 7 6:30 PM	SEP 14 3 PM	SEP 21 TBA	SEP 28 TBA	OCT 12 TBA	OCT 19 TBA	OCT 26 TBA	NOV 2 TBA	NOV 9 TBA	NOV 23 TBA	NOV 29 1:30 PM CBS

## ARKANSAS SEASON OPENERS

• Arkansas opens its 126th season of football on Saturday with the school's first-ever match up against Portland State.

• The game will mark the first game on the natural grass playing surface inside Donald W. Reynolds Razorback Stadium since 2009.

### About the new grass playing surface:

#### Transportation

Through a collaboration with J.B. Hunt Transport Services, Inc., the new grass featuring Tahoma 31 was transported from Winstead Turf Farms in Arlington, Tenn., beginning installation on August 5. The installation of the new playing surface takes Razorback Stadium to natural grass for the first time since 2009 and to its original playing surface beginning in 1938.

#### Tahoma 31

The Tahoma 31 derives its name from the Native American word, Tahoma, which means frozen water. In test after test, Tahoma 31 shows its exceptional winter hardiness, tested up to 75 percent more cold tolerant than other bermuda grass varieties. With the additional characteristics of both improved wear tolerance and drought resistance, Tahoma 31 is ideal for sports turf, golf courses and high-quality lawns in the Mid-Atlantic & Transition Zone. The approximately 1800-pound rolls of Matrix turf feature an interwoven mesh support layer that provides strength and stability to the sod without compromise to drainage. The game lines seen on the field were painted robotically.

#### Amenities

#### Free Wi-Fi

Increased Wi-Fi connectivity will be free and available for fans throughout the season inside Donald W. Reynolds Razorback Stadium using the #RazorbackWifi connection.

#### Beer & Wine Sales

Fans 21 years and older will be able to purchase beer and wine in public areas of the stadium, in addition to the previous areas in the suites and private club areas.

• Chad Morris is the 33rd head coach of the Razorbacks and is 3-1 in season openers in his career having won his last three by a combined score of 142-55.

• This marks the third-straight season the Hogs have opened the year with a FCS opponent. Arkansas downed Florida A&M 49-7 on a Thursday night in Little Rock to open the 2017 campaign and rolled to a 55-20 victory over Eastern Illinois last season.

• The Razorbacks have only lost twice over their last 22 season openers, dropping the opener at No. 6 Auburn in 2014 and in 2006 to Southern California.

**Overall: 98-23-4**

**In August: 4-1**

**In Fayetteville: 66-11-2**

**Shutout Victories: 43**

Date	Opponent	UA/Opp. Rank	Result
10/13/1894	Fort Smith (Ark.) HS		W, 42-0
10/12/1895	Fort Smith (Ark.) HS		W, 30-0
10/3/1896	Fort Smith (Ark.) HS		W, 10-0
11/6/1897	Fort Smith (Ark.) HS		W, 12-0
10/22/1898	Drury		W, 17-0
10/14/1899	Drury		W, 10-0
10/27/1900	Webb City (Mo.) HS		W, 15-0
10/12/1901	Pierce City (Mo.)		L, 5-0
10/4/1902	Neosho (Mo.) HS		W, 6-0
10/10/1903	State College of Mo		L, 10-5
10/15/1904	Drury		L, 12-0
10/7/1905	Kansas		L, 6-0
9/29/1906	Chilocco (Kan.)		L, 6-0
10/5/1907	Haskell Indian Nations		T, 0-0
10/3/1908	Haskell Indian Nations		W, 6-0
10/2/1909	Henderson (Ark.) State		W, 24-0
10/1/1910	Drury		W, 33-0
9/30/1911	Missouri State		W, 100-0
9/28/1912	Henderson (Ark.) State		W, 39-6
10/3/1913	Henderson (Ark.) State		W, 3-0
10/3/1914	Hendrix		W, 13-7
10/2/1915	Hendrix		W, 41-0
9/30/1916	Pittsburg (Kan.) State		W, 34-20
10/6/1917	Central Missouri State		W, 34-0
10/28/1918	Camp Pike		L, 6-0
10/11/1919	Hendrix		W, 7-0
10/9/1920	Hendrix		T, 0-0
10/21/1921	Hendrix		W, 28-0
9/30/1922	Hendrix		W, 39-0
9/29/1923	Central Arkansas		W, 32-0
9/27/1924	Northeastern State		W, 54-6
10/3/1925	at Iowa		L, 26-0
9/26/1926	Central Arkansas		W, 60-0
10/1/1927	College Of The Ozarks		W, 32-0
9/29/1928	at Ole Miss		L, 25-0
9/28/1929	College Of The Ozarks		W, 37-0
9/27/1930	College Of The Ozarks		W, 27-0
9/26/1931	College Of The Ozarks		W, 13-6
9/24/1932	Hendrix		T, 0-0
9/23/1933	College Of The Ozarks		W, 40-0
9/29/1934	College Of The Ozarks		W, 13-0
9/28/1935	Pittsburg (Kan.) State		W, 12-0
9/26/1936	Pittsburg (Kan.) State		W, 53-0
9/25/1937	Central (Okla.) State		W, 25-0
9/24/1938	Oklahoma State		W, 27-7
9/23/1939	Oklahoma State		W, 32-6
9/28/1940	East Central (Okla.) State		W, 38-0
9/27/1941	East Central (Okla.) State		W, 56-0
9/26/1942	Wichita State		W, 27-0
9/25/1943	Missouri-Rolla		W, 59-0
9/23/1944	at Missouri+		W, 7-6
9/22/1945	at Barksdale AFB#		W, 12-6
9/21/1946	Northwestern (La.) State		W, 21-14
9/20/1947	Northwestern (La.) State		W, 64-0
9/18/1948	Abilene Christian*		W, 40-6
9/24/1949	North Texas*		W, 33-19
9/23/1950	Oklahoma State*		L, 12-7
9/22/1951	at Oklahoma State		W, 42-7
9/20/1952	Oklahoma State*		W, 22-20
9/26/1953	Oklahoma State*		L, 7-6
9/25/1954	Tulsa		W, 41-0
9/17/1955	Tulsa		W, 21-6
9/22/1956	Hardin-Simmons		W, 21-6
9/21/1957	Oklahoma State*		W, 12-0
9/20/1958	Baylor*		L, 12-0
9/19/1959	Tulsa		W, 28-0

Date	Opponent	UA/Opp. Rank	Result
9/17/1960	Oklahoma State*		W, 9-0
9/23/1961	at Ole Miss#	12/9	L, 16-0
9/22/1962	Oklahoma State*	15/NR	W, 34-7
9/21/1963	Oklahoma State*	8/NR	W, 21-0
9/19/1964	Oklahoma State*	11/NR	W, 14-10
9/18/1965	Oklahoma State*	6/NR	W, 28-14
9/17/1966	Oklahoma State*	5/NR	W, 14-10
9/23/1967	Oklahoma State*	11/NR	L, 7-6
9/21/1968	Oklahoma State*		W, 32-15
9/20/1969	Oklahoma State*	2/NR	W, 39-0
9/12/1970	Stanford*	4/10	L, 34-28
9/11/1971	California*	7/NR	W, 51-20
9/9/1972	Southern California*	4/8	L, 31-10
9/15/1973	at Southern California	NR/1	L, 17-0
9/14/1974	Southern California*	NR/5	W, 22-7
9/13/1975	Air Force*		W, 35-0
9/11/1976	Utah State*	13/NR	W, 33-16
9/10/1977	New Mexico State*		W, 53-10
9/16/1978	Vanderbilt*	2/NR	W, 48-17
9/15/1979	Colorado State*	17/NR	W, 36-3
9/1/1980	at Texas^	6/10	L, 23-17
9/12/1981	Tulsa		W, 14-10
9/11/1982	Tulsa	13/NR	W, 38-0
9/10/1983	Tulsa		W, 17-14
9/15/1984	Ole Miss*		T, 14-14
9/14/1985	at Ole Miss#	14/NR	W, 24-19
9/13/1986	Ole Miss*	18/NR	W, 21-0
9/12/1987	at Ole Miss#	13/NR	W, 31-10
9/3/1988	Pacific (Calif.)		W, 63-14
9/16/1989	Tulsa	9/NR	W, 26-7
9/15/1990	Tulsa	15/NR	W, 28-3
8/31/1991	Miami (Fla.)*	NR/3	L, 31-3
9/5/1992	The Citadel		L, 10-3
9/4/1993	at SMU		W, 10-6
9/3/1994	SMU*		W, 34-14
9/2/1995	at SMU		L, 17-14
9/7/1996	SMU		L, 23-10
9/6/1997	Louisiana Monroe		W, 28-16
9/5/1998	Louisiana		W, 38-17
9/4/1999	at SMU	18/NR	W, 26-0
9/2/2000	Missouri State*		W, 38-0
8/30/2001	UNLV*		W, 14-10
9/7/2002	Boise State		W, 41-14
9/6/2003	Tulsa		W, 45-13
9/4/2004	New Mexico State		W, 63-13
9/3/2005	Missouri State		W, 49-17
9/2/2006	Southern California		L, 50-14
9/1/2007	Troy	21/NR	W, 46-26
8/30/2008	Western Illinois		W, 28-24
9/5/2009	Missouri State*		W, 48-10
9/4/2010	Tennessee Tech	17/NR	W, 44-3
9/3/2011	Missouri State	15/NR	W, 51-7
9/1/2012	Jacksonville State	10/NR	W, 49-24
8/31/2013	Louisiana		W, 34-14
8/30/2014	at Auburn!	NR/6	L, 45-21
9/5/2015	UTEP	18/NR	W, 48-13
9/3/2016	Louisiana Tech		W, 21-20
8/31/2017	Florida A&M*		W, 49-7
9/1/2018	Eastern Illinois		W, 55-20

\* Little Rock

# Jackson (Miss.)

+ St. Louis

# Shreveport

^ SWC Game

! SEC Game

# GAME 1: PORTLAND STATE

## STATISTICAL BREAKDOWN (2018): ARKANSAS VS. PSU

Arkansas	Rank: SEC (FBS)	Category	Portland State	Rank: Big Sky (FCS)
21.7	14 (113)	Scoring Offense	27.5	8 (62)
335.7	13 (117)	Total Offense	393.6	8 (54)
167.8	11 (70)	Rushing Offense	194.3	5 (36)
192.3	12 (97)	Passing Offense	199.4	10 (75)
34.8	13 (108)	Scoring Defense	36.2	10 (104)
413.2	11 (79)	Total Defense	419.3	6 (82)
245.3	11 (87)	Pass Defense	222.6	5 (74)
167.8	11 (70)	Rushing Defense	196.6	6 (85)
23.04	4 (29)	Kickoff Return Avg.	17.61	12 (106)
10.11	7 (49)	Punt Return Avg.	6.55	10 (79)
29:51	10 (67)	Time of Possession	34:15	2 (2)
31.0%	14 (125)	3rd Down Conv. Pct.	40.7%	4 (25)
38.3%	10 (60)	Opp. 3rd-D Conv. Pct.	41.0%	8 (94)
-0.83	14 (119)	Turnover Margin	0.27	6 (37)
34.12	14 (120)	Net Punting	30.88	13 (115)
11	2 (22)	Fumbles Recovered	7	8 (76)
5	14 (118)	Passes Intercepted	11	6 (48)
8	6 (51)	Fumbles Lost	8	5 (46)
16	9 (93)	Turnovers Gained	18	7 (61)
26	14 (117)	Turnovers Lost	15	4 (27)
112.4	14 (113)	Passing Efficiency	129.58	7 (59)
152.71	14 (113)	Pass Efficiency Defense	146.20	11 (90)
69	2 (41)	Fewest Penalties	74	7 (67)
622	3 (47)	Fewest Yards Penalized	626	6 (51)
2.17	8 (61)	Sacks	1.91	6 (66)
5.8	10 (72)	Tackles for Losses	5.9	7 (75)
219	13 (114)	First Downs	221	8 (55)
2.67	11 (97)	Sacks Allowed	2.36	11 (86)
7.42	13 (117)	Tackles for Loss Allowed	6.45	10 (67)
259	11 (68)	First Downs Allowed	225	3 (66)
83.8	9 (68)	Red Zone Offense	82.1	10 (52)
82.5	7 (59)	Red Zone Defense	84.8	5 (86)

## LAST 5 GAMES: FCS OPPONENTS

**Sept. 1, 2018 - ARKANSAS 55, Eastern Illinois 20 (Fayetteville):** The first game under head coach Chad Morris provided plenty of fireworks, as the Razorbacks kicked off the 2018 campaign with a 55-20 victory over Eastern Illinois. Ty Storey and Cole Kelley combined for 353 passing yards and four touchdowns, hitting LaMichael Pettway (twice), Jordan Jones and Austin Cantrell. Jones finished the game with a career-high 132 yards on five receptions, while Devwah Whaley and Story also found the endzone on the ground.

**Aug. 31, 2017 - ARKANSAS 49, Florida A&M 7 (Little Rock):** Arkansas took a 21-0 lead into halftime of the season opener against Florida A&M and put the game away in the second half with four more touchdowns. The Razorbacks racked up 415 yards of offense with 236 coming on the ground. Freshman Chase Hayden ran for 120 yards on 14 carries to lead the way and David Williams took two of his seven carries into the end zone. Austin Allen went 14-for-19 for 135 yards and a score.

**Oct. 1, 2016 - No. 20 ARKANSAS 52, Alcorn State 10 (Little Rock):** No. 20 Arkansas got a complete performance on offense and defense, putting up 559 yards, including 353 on the ground. Rawleigh Williams III and Devwah Whaley each totaled over 100 yards rushing in the game with Whaley leading all players with 135 yards and one touchdown. Austin Allen was 13-of-18 through the air for 206 yards and tied a career-high three touchdown passes. It was also the second game in a row that Jared Cornelius hauled in 100 or more yards as he led all receivers with 106 yards on four catches and a career-high two touchdowns.

**Oct. 31, 2015 - ARKANSAS 63, UT Martin 28 (Fayetteville):** Alex Collins ran for a career-high five touchdowns and Brandon Allen threw for 265 yards to help Arkansas to a victory on Homecoming. Collins' five rushing touchdowns ranked second in Arkansas single-game history. He scored on runs of 2, 6, 5, 3 and 63 yards as the Razorbacks tallied 591 yards of offense. Allen completed 14-of-19 passes for 265 yards and two touchdowns. The Hogs scored touchdowns on eight of their 10 offensive drives.

**Sept. 6, 2014 - ARKANSAS 73, Nicholls 7 (Fayetteville):** Brandon Allen threw four touchdown passes and Alex Collins ran for three more. Arkansas led 56-0 at halftime and out-gained the Colonels 684-282 in total yardage. Allen finished 4-of-5 passing for 117 yards -- throwing touchdowns on each of his completions. Jonathan Williams led Arkansas with 143 yards rushing on just four carries, including a 90-yard touchdown run. Collins finished with 131 yards rushing on 13 carries, scoring on runs of 33, 2 and 13 yards in the first half. The 73 points tied for the third most in school history, trailing only a 100-point effort in 1911 and 82 in 1916.

## INDIVIDUAL STATS (2018)

ARKANSAS				
Rushing	Att.	Yds.	Avg.	TD
Rakeem Boyd	123	734	6.0	2
Devwah Whaley	82	368	4.5	2
Chase Hayden	57	251	4.4	1
Passing	Comp.	Att.	Yds.	TD/Int.
Ty Storey	143	250	1584	11/10
Cole Kelley	35	67	455	5/5
Connor Noland	21	42	255	1/2
Receiving	Rec.	Yds.	Avg.	TD
LaMichael Pettway	30	499	16.6	4
Cheyenne O'Grady	30	400	13.3	6
Rakeem Boyd	23	165	7.2	0
Punting	No.	Yds.	Avg.	Long
Reid Bauer	56	2176	38.9	64
Punt Returns	No.	Yds.	Avg.	Long
Deon Stewart	9	91	10.1	45
Kickoff Returns	No.	Yds.	Avg.	Long
De'Vion Warren	14	399	28.5	78
Tackles	UT-AT	TT	TFL	Other
De'Jon Harris	62-56	118	9.0	2.0 sacks
Santos Ramirez	43-44	87	0.5	1 FR
Dre Greenlaw	38-42	80	6.5	2 INTs
Kamren Curl	27-26	53	0.0	5 PBU

PORTLAND STATE				
Rushing	Att.	Yds.	Avg.	TD
Darian Green	109	470	4.3	2
Davis Alexander	112	424	3.8	12
Jalani Eason	59	362	6.1	3
Passing	Comp.	Att.	Yds.	TD/Int.
Davis Alexander	126	238	1786	11/7
Jalani Eason	21	40	343	3
Receiving	Rec.	Yds.	Avg.	TD
C. Taumoepeau	28	580	20.7	5
M. Talalemotu	23	402	17.5	2
Emmanuel Daigbe	23	373	16.2	4
Punting	No.	Yds.	Avg.	Long
Ben Niesner	53	2041	38.5	58
Punt Returns	No.	Yds.	Avg.	Long
Beau Kelly	7	33	4.7	30
Kickoff Returns	No.	Yds.	Avg.	Long
A. Williams	12	242	20.2	27
Darian Gren	6	116	19.3	21
Tackles	UT-AT	TT	TFL	Other
Sam Bodine	39-22	61	7.0	1 INT
Kasun Jackett	44-17	61	4.0	1 FF
Romeo Gunt	35-23	58	6.5	2.5 sacks
Houston Barnes	35-21	56	1.0	1 FF



## IN DEPTH CHART: OFFENSE

WR



**8 Mike Woods ||| 6-1, 203, So.**

Played in 10 games as a freshman, starting seven ... Finished third on the team with 206 receiving yards, catching 18 passes & one TD ... Season-high four rec., 61 yards vs. UNT (9/15/18) ... Caught first college TD 9/29/18 ... Debuted 9/8/18.

	REC	YDS	TD
2018	18	206	1
Totals	18	206	1

**9 De'Vion Warren ||| 5-10, 188, Jr.**

Played in nine games in 2018 ... Totaled 167 snaps, 69 in kick return ... Returned 14 kicks for 399 yards ... Had a 78-yard kick return vs. Alabama (10/6/18) ... Caught his first TD pass 10/6/18 ... Returned a kick 100 yds for a TD vs. Auburn in 2017.

	REC	YDS	TD
2018	3	14	1
2017	1	5	0
Totals	4	19	1

TE



**85 Cheyenne O'Grady ||| 6-4, 256, Sr. > Mackey Watch List**

Led team in rec. (30) & TDs (6) in 2018 ... All receptions came in last eight games of season ... Only Hog with two multi-TD rec. games last year ... Son of the late Larry Marks - a three-year basketball letterwinner at Arkansas 1988-90.

	REC	YDS	TD
2018	30	400	6
2017	21	132	2
2016	3	63	1
Totals	54	595	9

**89 Grayson Gunter ||| 6-4, 243, Jr.**

Played in 11 games last year as a redshirt-sophomore, starting twice ... Caught four passes for 51 yards, scoring once against Tulsa ... Season-long 23-yard catch vs. LSU on 11/10/18 ... Father Bubba played football at Ole Miss from 1989-91.

	REC	YDS	TD
2018	4	51	1
2017	-	-	-
2016	1	29	0
Totals	5	80	1

LT



**74 Colton Jackson ||| 6-5, 301, Sr.**

Played in 10 games for the Razorbacks in 2018, starting eight of the last nine at left tackle ... Totaled 516 snaps during his junior campaign ... Allowed just one sack in 305 pass blocking plays last year.



	GP	GS
2018	10	8
2017	12	10
2016	12	3
Totals	34	21

**76 Myron Cunningham ||| 6-6, 290, Jr.**

Transferred from Iowa Central CC ... First Team NJCAA All-American in 2018 ... Started all 12 games, helping Iowa Central to an 8-4 record behind 4,670 yards of total offense, with 2,884 passing yards and 46 total touchdowns.

	GP	GS
2018	12	12
2017	12	12
2016	12	0
Totals	35	0

LG



**54 Austin Capps ||| 6-4, 304, Sr.**

Played in 11 games last season ... Totaled 193 snaps, 151 at left guard and 42 at right guard ... Season-high 45 snaps against North Texas on Sept. 15 ... Transitioned from the defensive line to the offensive line for 2018 season.

	GP	GS
2018	11	0
2017	12	0
2016	12	0
Totals	35	0

**57 Shane Clinin ||| 6-6, 302, So.**

Played in seven games as a redshirt freshman in 2018 ... Appeared in each of the last five games ... Totaled 61 snaps, including a season-high 50 against Eastern Illinois in the season opener.

	GP	GS
2018	7	2
Totals	7	2

C



**66 Ty Clary ||| 6-4, 285, Jr.**

Played in all 12 games for the Razorbacks in 2018, starting each of the last 11 contests, including the last six games at center ... Totaled 674 snaps on the offensive line, finishing fourth on the team in total snaps played.

	GP	GS
2018	12	11
2017	7	4
Totals	19	15

**55 Beaux Limmer ||| 6-5, 293, Fr.**

Three-star prospect by Rivals, 247Sports and ESPN ... Rated as the No. 67 offensive tackle in the nation by 247Sports ... Helped Tyler Lee HS to 2,346 yards on the ground, 1,159 yards through the air and 26 total touchdowns as a senior.

	GP	GS
2019	-	-
Totals	-	-

RG



**76 Myron Cunningham ||| 6-6, 290, Jr.**

Transferred from Iowa Central CC ... First Team NJCAA All-American in 2018 ... Started all 12 games, helping Iowa Central to an 8-4 record behind 4,670 yards of total offense, with 2,884 passing yards and 46 total touchdowns.

	GP	GS
2018	12	12
Totals	12	12

**51 Ricky Stromberg ||| 6-4, 266, Fr.**

Four-star prospect by 247Sports ... Rated as the No. 19 offensive guard in the country and third overall prospect in the state of Oklahoma by 247Sports ... Three-year varsity letterwinner at Union HS, playing on both sides of the ball.

	GP	GS
2019	-	-
Totals	-	-

RT



**78 Dalton Wagner ||| 6-9, 302, So.**

Played in 11 of 12 games in 2018, starting once at LT on homecoming against Tulsa ... Totaled 205 snaps as a R-Fr ... Appeared in a season-high 73 snaps vs. Tulsa ... Did not allow a sack or QB hit in 65 pass protection snaps.

	GP	GS
2018	11	1
Totals	11	1

**71 Ryan Winkel ||| 6-6, 285, R-Fr.**

Did not play during the 2018 season after a pectoral injury ... Three-star prospect and No. 32 ranked player in the state of Tennessee by 247Sports ... Chose Arkansas over Mississippi State, Tennessee, Nebraska and others.

	GP	GS
2019	-	-
Totals	-	-

QB



**6 Ben Hicks ||| 6-1, 217, Sr.**

Transferred to Arkansas from SMU ... Played for HC Chad Morris & OC Joe Craddock in 2016-17 ... Left SMU as career leader in passing yards, total offense, TD passes, TDs responsible for, completions & 300-yd games.



	C-A-I	YDS	TD
2018	208-372-7	2,582	19
2017	276-472-12	3,569	33
2016	234-422-5	2,930	19
Totals	718-1,266-34	9,081	71

**17 Nick Starkel ||| 6-3, 214, Jr.**

Transferred to Arkansas from Texas A&M ... Appeared in four games last season ... Made seven appearances, five starts as a freshman, throwing for 1,793 yards and 14 touchdowns ... Threw for over 400 yards twice in '17.



	C-A-I	YDS	TD
2018	15-22-0	169	1
2017	123-205-6	1,793	14
Totals	138-227-6	1,962	15

RB



**5 Rakeem Boyd ||| 6-0, 213, Jr. > Doak Walker & Earl Campbell Tyler Rose Watch Lists**

Led the team in rushing yards and attempts in first year with the team ... 100+ yards in three games last year - Ole Miss (109), Alabama (102) & Vanderbilt (113) ... Rushed for 1,211 yds and 14 TDs at Independence CC in 2017.

	ATT	YDS	TD
2018	123	734	2
Totals	123	734	2

**21 Devwah Whaley ||| 5-11, 212, Sr. > Doak Walker Watch List**

Second on team in rushing last yr with 368 yards on 82 carries ... Started four games in 2018 ... 165 yards & a TD at Colorado State (9/8/18) ... Finished 2nd on team in rushing in 2017 (559 yds).

	ATT	YDS	TD
2018	82	368	2
2017	127	559	7
2016	110	602	3
Totals	319	1,529	12

WR



**16 Treyton Burks ||| 6-3, 223, Fr. > ESPN Preseason Freshman All-American**

Preseason freshman All-American from ESPN ... Four-star prospect by Rivals, 247Sports and ESPN ... Rated as the top player in the state of Arkansas by 247Sports ... No. 82 in ESPN's Top 300 ... Four-year varsity letterwinner at Warren HS.

	REC	YDS	TD
2019	-	-	-
Totals	-	-	-

**3 Koilan Jackson ||| 6-2, 211, So.**

Played in three games for the Razorbacks last year as a freshman ... Totaled eight snaps, catching one pass for 13 yards in the last game of the year at Missouri on Nov. 23 on the final play of regulation ... Targeted twice last season.

	REC	YDS	TD
2018	1	13	0
Totals	1	13	0

WR



**7 Trey Knox ||| 6-5, 205, Fr. > FWAA Preseason Freshman All-American Watch List**

Four-star prospect by Rivals, 247Sports and ESPN ... Ranked as the No. 16 wide receiver in the country & No. 4 player in the state of Tennessee by Rivals ... Rated 274 in ESPN's Top 300 ... Caught 35 passes & four TDs for 558 yards as a senior.

	REC	YDS	TD
2019	-	-	-
Totals	-	-	-

**15 T.Q. Jackson ||| 6-4, 197, Fr.**

Four-star prospect by Rivals ... Rated as the No. 42 wide receiver in the country and No. 41 overall player in the state of Texas by Rivals ... Recorded a team-best 797 receiving yards on 38 receptions with 11 TDs at Jefferson High School.

	REC	YDS	TD
2019	-	-	-
Totals	-	-	-




# GAME 1: PORTLAND STATE

## IN DEPTH CHART: DEFENSE

	U-A-T	TFL	SACK
2018	8:13-21	2:5-13	0:0-0
Totals	8:13-21	2:5-13	0:0-0

### 5 Dorian Gerald III ||| 6-3, 261, Sr.

Played in eight games during his first season with the Razorbacks, starting the final two road matchups at defensive end ... Recorded multi-tackle performances in each of the last five games of the year, with a season-high nine at MSU.




DE

	U-A-T	TFL	SACK
2018	11:9-20	1:0-5	0:0-0
2017	0:0-0	0:0-0	0:0-0
2016	0:0-0	0:0-0	0:0-0
Totals	11:9-20	1:0-5	0:0-0

### 86 Jamario Bell III ||| 6-5, 265, Sr.

Played in 11 games during his junior season, totaling 219 snaps, including 184 on the defensive line ... Forced a fumble against Ole Miss on 10/13/18 ... Posted multi-tackle performances in six games, including four against Eastern Illinois.



DT

	U-A-T	TFL	SACK
2018	19:26-45	10:0-44	4:5-25
2017	15:22-37	7:5-23	2:5-19
2016	8:19-27	5:5-23	2:5-13
Totals	42:67-109	23:0-100	9:5-57

### 3 McTelvin Agim III ||| 6-3, 300, Sr. > Preseason third-team All-SEC, Bednarik Watch List

Led the team in tackles for loss with 10.0 & QBH with 11 last year ... First Arkansas defender with double-digit TFLs since Deatrich Wise Jr. in 2015 ... Forced a team-best three fumbles, two vs. Colorado State on 9/8/18.



	U-A-T	TFL	SACK
2018	1:0-1	0:0-0	0:0-0
Totals	1:0-1	0:0-0	0:0-0

### 93 Isaiah Nichols III ||| 6-3, 277, R-Fr.

Played in three games in 2018 as a true freshman, totaling 45 snaps ... Recorded one tackle in the season opener against Eastern Illinois, a solo stop ... Enters 2019 as a redshirt-freshman ... Rated No. 6 player in Arkansas by ESPN.



DT

	U-A-T	TFL	SACK
2018	10:16-26	3:5-10	1:5-6
2017	10:16-26	1:5-3	0:0-0
2016	1:3-4	4:0-17	2:0-15
Totals	21:35-56	9:0-30	3:5-21

### 52 TJ Smith III ||| 6-3, 293, Sr. > Wuerffel Watch List

Started 10 of 12 games played in 2018 ... Inaugural recipient of Broyles Razorback Award from HC Chad Morris ... Named to SEC Community Service Team & Leadership Council ... Had a tackle in all but one game last year.



	U-A-T	TFL	SACK
2018	4:10-14	0:0-0	0:0-0
2017	2:4-6	0:0-0	0:0-0
Totals	6:14-20	0:0-0	0:0-0

### 42 Jonathan Marshall III ||| 6-3, 299, Jr.

Played in 11 games as a sophomore ... Totaled 363 snaps, including 286 on the defensive line and 77 on special teams ... Posted four multi-tackle performances, with three stops against Tulsa (10/20/18) and Mississippi State (11/17/18).



DE

	U-A-T	TFL	SACK
2018	3:10-13	1:5-3	0:0-0
2017	1:0-1	0:0-0	0:0-0
Totals	4:10-14	1:5-3	0:0-0

### 6 Gabe Richardson III ||| 6-3, 240, Sr.

Started each of the first two games of 2018 at DE, played in 11 total ... Tallied a season-high four stops vs. EIU on Sept. 1 ... Had TFLs in each of the first two games ... Recovered a fumble vs. UNT (9/15/18) ... First career start 9/8/18.

	U-A-T	TFL	SACK
2019	---	---	---
Totals	---	---	---

### 11 Mataio Soli III ||| 6-4, 239, Fr.

Four-star prospect by Rivals and 247Sports ... No. 16 weakside DE in the country & 28th overall player in Georgia by 247Sports ... Had 84 tackles, 60 solo, 29 for loss and 22.5 as a senior ... Son of former Arkansas D-Lineman Junior Soli.



LB

	U-A-T	TFL	SACK
2018	9:15-24	0:0-0	0:0-0
2017	3:0-3	0:0-0	0:0-0
Totals	12:15-27	0:0-0	0:0-0


### 27 Hayden Henry III ||| 6-2, 226, Jr.

Played in all 12 games last year, starting vs. Texas A&M ... Season-high eight stops vs. LSU (11/10/18) ... Brother Hudson is a freshman TE on this year's squad ... Brother Hunter (Mackey Award Winner) & dad Mark (C) played at Arkansas.

	U-A-T	TFL	SACK
2018	1:4-5	0:5-2	0:0-0
2017	3:3-6	0:0-0	0:0-0
Totals	4:7-11	0:5-2	0:0-0

### 22 Deon Edwards III ||| 6-1, 220, Jr.

Played in all 12 games last year, primarily on special teams ... Totaled 161 snaps ... Recorded his lone half-tackle-for-loss against Eastern Illinois ... Had two stops against the Panthers & at Colorado State a week later ... Also one vs. UNT.



LB

	U-A-T	TFL	SACK
2018	62:56-118	9:0-23	2:0-11
2017	66:49-115	8:5-25	3:5-18
2016	18:19-37	2:0-8	1:0-6
Totals	146:124-270	19:5-56	6:5-35

### 8 De'Jon Harris III ||| 6-0, 245, Sr. > Preseason second-team All-SEC, Butkus Watch List

Led the SEC in tackles (118) last year ... Career-high 16 stops 9/29/18 ... Seven double-digit tackle games in 2018 - SEC-best ... All-SEC 2nd Team in 2018 (AP) ... Seventh Hog 100+ stops in back-to-back years ... Paced team in stops in 2017.

	U-A-T	TFL	SACK
2018	8:16-24	2:5-4	0:0-0
2017	22:16-38	3:5-15	1:0-9
Totals	30:32-62	6:0-19	1:0-9

### 31 Grant Morgan III ||| 5-11, 229, Jr.

Played in all 12 games last season as a sophomore ... Totaled 299 snaps, 110 on defense ... Posted at least a half-a-tackle for loss in each of the first three games ... Had stops in seven of the last eight games.



LB

	U-A-T	TFL	SACK
2018	14:15-29	2:5-4	0:0-0
Totals	14:15-29	2:5-4	0:0-0


### 16 Bumper Pool III ||| 6-2, 228, So.

Started four of 10 games at WILL spot ... Season-high 10 tackles vs. VU, including 1.0 for loss ... 2.5 TFL last season ... Recovered a fumble vs. EIU (9/1/18) - 60 yd return ... First start 9/8 ... Blocked a field goal vs. EIU in second quarter.

	U-A-T	TFL	SACK
2018	19:7-26	2:0-11	1:0-8
2016	1:0-1	0:0-0	0:0-0
Totals	20:7-27	2:0-11	1:0-8

### 36 D'Vone McClure III ||| 6-2, 219, Jr.

Moved to linebacker from nickel back ... Started six of 12 games in 2018 ... Posted TFLs vs. EIU (9/1/18) & Ole Miss (10/13/18) ... Forced fumble vs. EIU ... Played baseball in HS - drafted by Cleveland Indians in 4th round of 2012 MLB Draft.



CB

	U-A-T	TFL	INT
2018	8:1-9	0:0-0	0:0-0
Totals	8:1-9	0:0-0	0:0-0

### 21 Montaric Brown III ||| 6-0, 187, So.

Played in 11 games in 2018 as a redshirt-freshman ... Totaled 203 defensive snaps last year ... Posted a season-best five unassisted tackles in the season finale at Missouri ... First career start vs. Tulsa.

	U-A-T	TFL	INT
2018	0:2-2	0:0-0	0:0-0
2017	2:0-2	0:0-0	0:0-0
Totals	2:2-4	0:0-0	0:0-0

### 14 Britto Tutt III ||| 6-1, 176, Sr.

Played in six games last year as a junior, starting against UNT ... Totaled 89 snaps, 58 on defense ... Earned first career start 9/15/18 ... One tackle at Colorado State (9/8/18) & at Mississippi State (11/17/18) ... Returned two kicks for 44 yards.



SS

	U-A-T	TFL	INT
2018	27:26-53	0:0-0	0:0-0
2017	32:14-46	0:0-0	0:0-0
Totals	59:40-99	0:0-0	0:0-0


### 2 Kamren Curl III ||| 6-2, 198, Jr. > Preseason third-team All-SEC

Started all 11 games he played in last year at strong safety ... Totaled 722 snaps ... Broke up five passes ... forced a fumble against North Texas (9/15/18) ... Season-high nine tackles at Auburn on 9/22/18, four solo stops in game.

	U-A-T	TFL	INT
2018	1:4-5	0:0-0	0:0-0
Totals	1:4-5	0:0-0	0:0-0

### 18 Myles Mason III ||| 6-2, 203, So.

Played in nine games as a freshman ... Totaled 106 snaps last year, 69 in defensive coverage ... Posted five tackles, one solo, spread out over four games ... His multi-tackle game came at Missouri on 11/23/18, including his lone solo stop.



FS

	U-A-T	TFL	INT
2018	6:5-11	0:0-0	0:0-0
Totals	6:5-11	0:0-0	0:0-0


### 7 Joe Foucha III ||| 5-11, 198, So.

Played in nine game as a freshman, starting the season finale at Missouri ... Totaled 192 snaps, 141 on defense ... Had seven tackles over the last two games of the year, including a high of four at Mississippi State on 11/17/18.

	U-A-T	TFL	INT
2018	0:0-0	0:0-0	0:0-0
2017	1:1-2	0:0-0	0:0-0
Totals	1:1-2	0:0-0	0:0-0

### 37 Brenden Young III ||| 6-1, 202, Sr.

Played in two games last season, coming in weeks three and four against North Texas and Auburn ... Totaled 25 snaps on special teams ... Did not record any statistics ... Recorded two tackles the year before on special teams.



CB

	U-A-T	TFL	INT
2018	2:1-4-25	0:0-0	0:0-0
Totals	2:1-4-25	0:0-0	0:0-0

### 4 Jarques McClellion III ||| 6-0, 175, So.

Played in all 12 games, starting nine as a redshirt-freshman ... Season-high five tackles, all solo, against Ole Miss in Little Rock ... Team-high seven PBUs in 2018.

	U-A-T	TFL	INT
2018	0:0-0	0:0-0	0:0-0
Totals	0:0-0	0:0-0	0:0-0

### 24 LaDarrius Bishop III ||| 6-0, 193, R-Fr.

Played in two games in his first season as a Razorback ... Saw action against North Texas on 9/15/18 and LSU on 11/10/18 ... Totaled four snaps, three in punt return and one in defensive coverage against a Tiger receiver.



## RAZORBACK TRENDS

	2018	Morris	Streak
Overall	2-10	16-32	L4
At Home	2-4	12-14	L2
On the Road	0-4	4-16	L5
Neutral	0-2	0-2	L4
September	1-4	8-10	L4
October	1-3	5-10	L1
November	0-3	3-12	L4
December-January	0-0	0-0	L1
vs. SEC	0-8	0-8	L9
vs. Non-Conference	2-2	8-8	W1
vs. Ranked Opponents	0-4	1-13	L9
<b>Record in Games...</b>			
Decided by 7 pts or less	0-4	4-8	L4
Decided by 3 pts or less	0-0	2-3	W4
During the day	2-6	7-18	L3
At night	0-4	9-14	L6
<b>Record When Scoring...</b>			
Less than 21 points	0-6	0-13	L15
21+ points	2-4	16-19	L1
30+ points	1-3	14-12	L3
40+ points	1-0	8-5	W2
50+ points	1-0	4-0	W3
<b>Record When Allowing...</b>			
Less than 14 points	1-0	2-0	W12
Less than 21 points	1-0	5-0	W9
21+ points	0-10	10-32	L11
<b>Record When...</b>			
Scoring first	2-1	11-14	L1
Opponents score first	0-9	5-18	L10
Leading after the 1Q	1-2	11-9	L2
Trailing after the 1Q	0-7	2-19	L8
Tied after the 1Q	1-1	3-4	L1
Leading at halftime	2-2	15-3	W1
Trailing at halftime	0-8	1-28	L8
Tied at halftime	0-0	0-1	--
Leading after the 3Q	2-2	12-2	W1
Trailing after the 3Q	0-8	4-30	L10
Tied going into the 4Q	0-0	0-0	--
In overtime games	0-0	1-1	L1
<b>Record With...</b>			
Less than 300 yards total offense	0-5	0-8	L11
400+ yards total offense	1-4	14-16	L4
500+ yards total offense	0-0	4-3	W1
Less than 100 yards rushing	1-4	2-10	L3
100+ yards rushing	1-6	14-22	L1
200+ yards rushing	0-3	9-7	L3
300+ yards rushing	0-1	2-1	L1
Less than 200 yards passing	1-6	3-10	L2
200+ yards passing	1-4	13-22	L4
300+ yards passing	1-0	6-6	W1
400+ yards passing	0-0	0-1	L2
A 100-yard rusher	0-4	8-10	L4
2+ 100-yard rushers	0-0	2-0	W8
<b>Record When Allowing...</b>			
Less than 200 total yards	0-0	0-0	W6
200+ total yards	2-10	16-32	L4
300+ total yards	1-9	12-30	L9
400+ total yards	0-6	7-24	L7
Less than 100 rush yards	0-3	6-3	L3
100+ rush yards	2-7	9-30	L4
200+ rush yards	0-4	4-23	L7
Less than 200 pass yards	1-4	7-11	L3
200+ pass yards	1-6	9-21	L6
300+ pass yards	0-3	5-10	L3
400+ pass yards	0-0	2-4	L2
A 100-yard rusher	0-5	2-19	L6
<b>Record When Having...</b>			
No turnovers	1-0	7-3	W3
Less than 3 turnovers	2-7	13-21	L3
3 or more turnovers	0-3	2-10	L15
No takeaways	0-3	1-8	L4
Less than 3 takeaways	1-10	10-26	L4
3 or more takeaways	1-0	6-6	W2
Win turnover battle	1-1	12-7	L1
Lost turnover battle	0-7	2-20	L8
Turnovers even	1-2	2-5	W1
More than 30:00 TOP	1-5	11-15	L1
Less than 30:00 TOP	1-5	5-17	L5

## RAZORBACK NOTEBOOK

### QUICK HITS

- The 2019 season will mark the 126th for the Arkansas football program and second under head coach Chad Morris.
- This year marks the 150th season of college football, as teams across the country will don the 150 patch on their right shoulders, while the SEC is commemorating the occasion with a look back at each program's top 10 moments, as well as the top 10 moments in SEC history.
- Saturday will be the first meeting between Arkansas and Portland State.
- It will be the third-straight year the Razorbacks have opened the season with an FCS opponent, squaring off with Florida A&M in 2017 and Eastern Illinois last season.
- Saturday also marks the return of natural grass at DWWR, calling back to two different eras of Razorback football.
- Fifty-two of the 68 returners saw action in at least one game last season.
- Forty-six student-athletes on the 2019 roster are from inside the state's borders, with four from Fayetteville - Ty Clary, Elias Hale, Ty Clary and Cheyenne O'Grady.
- Fifteen different states are represented on this year's roster.

### 3-PEAT FOR SCOOTA?

Senior linebacker DeJon "Scoota" Harris was named a captain by the rest of his teammates after week four of the 2018 season, making him the only non-senior in the group of four. A three-year letterwinner and starter at linebacker each of the last two seasons, Harris has become the heartbeat of the Arkansas defense. He was one of two Razorbacks to earn All-SEC accolades last season, the only returner, while picking up three preseason all-conference awards and landing on three watch lists to begin the year. Harris began his Razorback career in 2016 providing depth at the linebacker position and seeing a significant amount of time on special teams, playing in 86 snaps primarily across the kick coverage (56), punt returns (14) and punt coverage (2) units. Despite an increased presence on defense, he increased his time on special teams last year with 126 plays, including 58 with the punt groups. Harris has made his presence felt on defense over the last three years:

- Harris has led the team in tackles in each of the last two years, with 115 in 2017 & 118 in 2018, the first since Jerry Franklin (2010-11) to do so in consecutive seasons.
- He has also recorded seven double-digit tackle games in each of the last two years, the first since Ken Hamlin (2001-02).
- Harris takes over as the conference active leader in career tackles with 270 heading into his senior year. He finished 2018 fifth behind senior teammate Dre Greenlaw & three others, playing between five & 17 fewer games than those in front of him.

### SOSA IN THE MIDDLE

Another Arkansas defender returning for his senior season is defensive lineman McTelvin "Sosa" Agim. He'll anchor a senior-heavy D-line squad, playing in 1,512 defensive snaps over the last three years. Last season, Agim started all 12 games and posted 45 tackles, 19 solo and a team-high 10 for loss (44 yards), along with 4.5 sacks (25 yards). He also forced a team-best three fumbles and recovered another, while getting credit for 11 quarterback hurries. Agim is the only Razorback on the roster to have forced multiple fumbles in two different games, doing so at Colorado State last year and Mississippi State in 2017.

- His 10.0 tackles for loss made him the first Razorback with double-digit TFLs in a single-season since Deatrich Wise Jr. totaled 10.5 in 2015.
- Agim's 2.0 sacks against Tulsa were the most by a Razorback since Wise vs. Missouri on Nov. 27, 2015.
- His 3.5 tackles for loss vs. the Golden Hurricane were a career-high, led the team in 2018 & was the second time a Razorback had recorded 3.0 or more in a game - Dre Greenlaw at Auburn on Sept. 22 (3.0).

### QUARTERBACK CHAT

Three new quarterbacks joined the fray since the last snap of the 2018 season. Arkansas signed high school star K.J. Jefferson in December, then head coach Chad Morris added graduate transfers Ben Hicks (SMU) and Nick Starkel (Texas A&M) later in the winter. Hicks joins the Razorbacks after three years at SMU, two of the three with Morris and offensive coordinator Joe Craddock, leaving him with one year of eligibility. After redshirting in 2016, Starkel saw most of his action in 2017, putting up big numbers through the air with the Aggies. He has two years left in his collegiate career. The duo brings a wealth of experience and the ability to sling the football, combining for 11,043 passing yards and 86 passing touchdowns. Jefferson, from Sardis, Mississippi, was rated as a four-star prospect after a stellar high school career. He finished his prep days with 40 wins, 9,582 passing yards, 2,922 rushing yards and 143 total touchdowns, including 119 through the air. The trio joins redshirt-freshman John Stephen Jones and junior Jack Lindsey, who both saw action for the Razorbacks last season.

**Ben Hicks** (left) and **Nick Starkel** (right) bring a wealth of knowledge both on and off the field to the quarterback room and look to help the Arkansas offense take the next step toward Chad Morris' up-tempo vision.



## RAZORBACK NOTEBOOK

### HICKS FAMILIAR WITH THE SYSTEM

A native of Waco, Texas, and graduate of SMU, Ben Hicks made the decision to finish his collegiate career with a few familiar faces on the Hill. Hicks was with head coach Chad Morris & offensive coordinator Joe Craddock from the beginning of their tenure in Dallas, as Hicks redshirted in 2015, then became the starting quarterback after his first game as a Mustang in 2016. During their time together, Hicks became an Honorable Mention Freshman All-American (Campus Insiders), an Athlon Sports All-AAC fourth team member, earned various weekly awards and set the school's single-season & career touchdowns records. Hicks left SMU as the all-time leader in passing yards (9,081), total offense (8,977), touchdown passes (71), touchdowns responsible for (74), completions (718) and 300-yard passing games (12).

### STARKEL FAMILIAR WITH THE LEAGUE

From Argyle, Texas, Nick Starkel graduated from Texas A&M in three years and decided to spend his final two years of college football on the Hill with the Razorbacks. He played in 12 games during his time in College Station, primarily seeing action in the back half of the 2017 season after an injury in the season opener. He racked up 1,793 passing yards as a redshirt-freshman, connecting on 14 passing touchdowns and one rushing score. Starkel showed the ability to sling the ball, throwing for 416 yards against New Mexico on 21-of-30 passing and four touchdowns. He wrapped his first season on the field by setting the Texas A&M bowl game and freshman records for passing, putting together a clip of 42-of-63 for 499 yards and four touchdowns in the Belk Bowl vs. Wake Forest. He played in four games as a sophomore after the regime change.

### HOG TRACKER

- De'Jon Harris needs 60 more tackles to tie for 10th on the Arkansas career tackles list (330).
- McTelvin Agim is 10 tackles for loss away from 10th on the Arkansas career TFL list (33).
- If Connor Limpert makes one more field goal, he'll be tied for 10th in the career FG made list at Arkansas (28).
- Limpert needs seven field goal attempts to crack the top 10 in career attempts at Arkansas (40).
- Devwah Whaley sits at four career 100-yard rushing games at Arkansas. A fifth would make him the 25th Razorback with five in a career.
- Another 100-yard rushing performance from Rakeem Boyd would give him four, making him the 29th Razorback to post four 100-yard games over a career.
- A 100-yard rusher would mark 36-straight years Arkansas has had at least one player record 100 rushing yards in a game.
- A 300-yard passer would be the first since 2017 and make it four of the last five years Arkansas has had a QB throw for 300 in a game.
- A 100-yard receiver would make 13 consecutive years Arkansas has had at least one player record 100 receiving yards in a game.

### BACKFIELD TRIO READY TO ROLL

The Razorbacks return 82 percent of their yards on the ground from a year ago, including the top three rushers in Rakeem Boyd (734), Devwah Whaley (368) and Chase Hayden (251). All three have recorded at least one 100-yard rushing game in their collegiate careers, as Boyd led the team with three last year while Whaley has four over his time at Arkansas. The trio has also been effective catching passes out of the backfield, combining for 42 receptions and 313 yards. Boyd finished the 2018 campaign ranked third in receiving with 23 receptions for 165 yards. Boyd and Whaley begin the year on the Doak Walker Award Watch List presented to the top running back in the country, Whaley's second consecutive preseason honor, while Boyd was also named to the Earl Campbell Tyler Rose Award Watch List, given to the top player from in college football from the state of Texas. Hayden made the Doak Walker list prior to the 2018 season.

### TIGHT END FACTORY

Arkansas has made it a habit of developing and churning out tight ends, producing numerous collegiate stars and NFL playmakers. Senior Cheyenne O'Grady returns to lead the group after a breakout year in 2018. The homegrown native led the team in receptions (30) and touchdowns (6), racking up 400 yards for an average of 13.3 yards per catch after playing in 10 games and starting five. He was the only player on the roster to record multiple touchdown receptions in two different games, doing so against top-10 opponents in Alabama & LSU. Among tight ends, his six TDs tied for first in the nation, he was second in contested catches, third in explosive plays & fourth in the country in targets. He was one of four Arkansas tight ends to record a reception during the season, joining Austin Cantrell, Grayson Gunter & Jeremy Patton in doing so. Arkansas was one of just four SEC teams to complete passes to four different tight ends in 2018. Of the 202 completions by Razorback receivers last year, 47 went to tight ends after being targeted 80 times, putting the group above the team average at 58.8 percent. Arkansas finished the year ranked second in the country in tight end touchdowns & tied for fourth in the nation in tight end first downs.

A strong core surrounds O'Grady and Gunter, including seniors Chase Harrell, Hayden Johnson & Trey Purifoy, junior Blake Kern and freshman Hudson Henry. Brother to junior linebacker Hayden Henry, Hudson signed with the Razorbacks in the winter after being rated as the top tight end in the country and No. 1 player in the state of Arkansas by ESPN. He tallied 2,509 receiving yards & 27 TDs over four years of prep ball and continues a long lineage of Henry family members to play at Arkansas: Grandfather Skip Coffman (basketball), father Mark (offensive lineman), brother Hunter (tight end) and brother Hayden (linebacker).

### CAREER 100-YARD RUSHING GAMES

**Devwah Whaley • Sr. • RB (4)**  
165, at Colorado State, 2018  
135, Alcorn State, 2016  
119, New Mexico State, 2017  
112, at Mississippi State, 2016

**Rakeem Boyd • Jr. • RB (3)**  
113, Vanderbilt, 2018  
109, Ole Miss, 2018  
102, Alabama, 2018

**T.J. Hammonds • R-Jr. • RB (1)**  
119, Coastal Carolina, 2017

**Chase Hayden • Jr. • RB (1)**  
120, Florida A&M, 2017

### CAREER 100-YARD RECEIVING GAMES

**Jordan Jones • Jr. • WR (2)**  
132, Eastern Illinois, 2018  
122, Missouri, 2017

### CAREER 400-YARD PASSING GAMES

**Nick Starkel • Jr. • QB (2)**  
499, Wake Forest, 2017  
416, New Mexico, 2017

### CAREER 300-YARD PASSING GAMES

**Ben Hicks • Sr. • QB (12)**  
397, Houston, 2017  
380, USF, 2016  
375, Tulane, 2017  
344, Memphis, 2018  
338, Tulsa, 2017  
331, Navy, 2016  
328, Cincinnati, 2018  
319, Tulsa, 2018  
318, Houston, 2018  
312, North Texas, 2017  
305, TCU, 2017  
302, Tulane, 2016

**Nick Starkel • Jr. • QB (2)**  
499, Wake Forest, 2017  
416, New Mexico, 2017

### CAREER 15-TACKLE GAMES

**De'Jon Harris • Sr. • LB (1)**  
16, Texas A&M, 2018

### CAREER MULTI-FORCED FUMBLES GAMES

**McTelvin Agim • Sr. • DL (2)**  
2, Colorado State, 2018  
2, Mississippi State, 2017

### CONSECUTIVE GAMES WITH ...

**A reception ...**  
Cheyenne O'Grady » 8  
Deon Stewart » 4

## 2019 HONORS

**McTelvin Agim • Sr. • DL (3)**  
Bednarik Award Watch List  
Preseason All-SEC Third Team (Coaches)  
Preseason All-SEC Third Team (Media)

**Rakeem Boyd • Jr. • RB (2)**  
Earl Campbell Tyler Rose Award Watch List  
Doak Walker Award Watch List

**Greg Brooks Jr. • Fr. • DB (1)**  
FWAA Preseason Freshman All-American Watch List

**Treyton Burks • Fr. • WR (1)**  
ESPN Preseason Freshman All-American

**Kamren Curl • Jr. • DB (1)**  
Preseason All-SEC Third Team (Coaches)

**De'Jon Harris • Jr. • LB (3)**  
Butkus Award Watch List  
Preseason All-SEC Second Team (Coaches)  
Preseason All-SEC Second Team (Media)

**Trey Knox • Fr. • WR (1)**  
FWAA Preseason Freshman All-American Watch List

**Connor Limpert • Sr. • K (1)**  
Lou Groza Award Watch List

**Cheyenne O'Grady • Sr. • TE (1)**  
Mackey Award Watch List

**T.J. Smith • Sr. • DL (1)**  
Wuerffel Trophy Watch List

**Devwah Whaley • Sr. • RB (1)**  
Doak Walker Award Watch List



## RAZORBACKS IN THE NFL

# #PRHOGS

As of Aug. 25, 2019

Name	Pos.	NFL Team
Brandon Allen	QB	Los Angeles Rams
Trey Flowers	DE	Detroit Lions
Hjalte Froholdt	OL	New England Patriots
Dre Greenlaw	LB	San Francisco 49ers
Keon Hatcher	WR	Oakland Raiders
Hunter Henry	TE	Los Angeles Chargers
Cody Hollister	WR	Tennessee Titans
Bijon Jackson	DT	Carolina Panthers
Denver Kirkland	OL	Oakland Raiders
Jeremiah Ledbetter	DT	Tampa Bay Buccaneers
Mitchell Loewen	DE	Detroit Lions
Jason Peters	OL	Philadelphia Eagles
Ryan Puley	CB	Carolina Panthers
Frank Ragnow	OL	Detroit Lions
Santos Ramirez	S	New York Jets
Randy Ramsey	LB	Green Bay Packers
Dan Skipper	OL	New England Patriots
Chris Smith	DE	Cleveland Browns
Jeremy Sprinkle	TE	Washington Redskins
Robert Thomas	DL	Buffalo Bills
Henre' Toliver	CB	New York Giants
Armon Watts	DL	Minnesota Vikings
David Williams	RB	Denver Broncos
Jonathan Williams	RB	New Orleans Saints
Deatrich Wise Jr.	DE	New England Patriots
Jarius Wright	WR	Carolina Panthers

## ACTIVE CAREER LEADERS

### TACKLES

Rank	Player, Class	Tackles
1.	DeJon Harris, Sr.	270
2.	McTelvin Agim, Sr.	119
3.	Kamren Curl, Jr.	99
4.	Grant Morgan, Jr.	62
5.	T.J. Smith, Sr.	56

### TACKLES FOR LOSS

Rank	Player, Class	TFL
1.	McTelvin Agim, Sr.	23.0
2.	DeJon Harris, Sr.	19.5
3.	T.J. Smith, Sr.	9.0
4.	Grant Morgan, Jr.	6.0

### SACKS

Rank	Player, Class	Sacks
1.	McTelvin Agim, Sr.	9.5
2.	DeJon Harris, Sr.	6.5
3.	T.J. Smith, Sr.	3.5

### INTERCEPTIONS

Rank	Player, Class	INTs
------	---------------	------

### RUSHING

Rank	Player, Class	Yards
1.	Devwah Whaley, Sr.	1,529
2.	Rakeem Boyd, Jr.	734
3.	Chase Hayden Jr.	577

### RECEPTIONS

Rank	Player, Class	Receptions/Yards
1.	Deon Stewart, Sr.	57/616
2.	Cheyenne O'Grady, Sr.	54/595
3.	Jordan Jones, Jr.	38/592
4.	Devwah Whaley, Sr.	22/279
5.	Michael Woods, So.	18/206

## RAZORBACK NOTEBOOK

### LEFTY LEFTY

Senior kicker Connor Limpert had an unforgettable 2018 season, writing his name in the Arkansas record books and positioning himself to land among the preseason favorites for the Lou Groza Award in 2019. A semifinalist for the award last year and a watch list member heading into this season, Limpert put together a 19-for-24 line in field goal attempts, hitting multiple 50-yard kicks, including the seventh-longest in school history at 55 yards against Vanderbilt on Oct. 27. He enters the 2019 campaign with a career 81.8 field goal percentage, which currently leads all Arkansas kickers. His clip was aided last year by a streak of 10-straight over a five-week stretch, which ended on a 60-yard attempt against Vanderbilt that would've been the third-longest in Arkansas history.

- Limpert's 10-straight field goals made is tied for the third-longest streak in school history.
- He has made at least one FG in every game that he's had a FG attempt, standing at 18 games over the 2017-18 seasons.
- Limpert's 4-for-4 night against Ole Miss was the first for a Razorback kicker since Alex Tejada vs. Troy on Sept. 1, 2007.
- He finished tied for fourth at Arkansas in FGs made in a single year with Bruce Lahay (1981) & Steve Little (1977).
- Limpert is the first Razorback kicker with multiple 50-yard FGs made in a season since Zack Hocker in 2013 (53, 51, 54).

### NEW 11

When Arkansas trots out on the new natural grass for offense against Portland State, there's a chance Razorback fans will see an entirely new starting 11 than the year before. Nine of the first game starters in 2018 have exhausted their time in an Arkansas uniform, while left guard Kirby Adcock and running back Devwah Whaley return to this year's squad. Of the 132 starting spots on offense last year, only 57 were filled by returning student-athletes. On the defensive side of the ball, 74 starting positions return from the 2018 squad. If there are 11 new starters on offense on Saturday, it will be the first time in at least 30 years Arkansas has had an entirely new starting lineup on the offensive side of the ball.

### INAUGURAL BROYLES RAZORBACK AWARD RECIPIENT

At a recent team meeting, head coach Chad Morris unveiled a new honor to be given to a senior every year on the third Saturday of fall camp. The award is named after legendary Arkansas coach & athletic director Frank Broyles and is presented to the player who best exemplifies what Coach Broyles stood for. It was a no-brainer for the first recipient of the award, as T.J. Smith was recognized on Aug. 17 to be this year's honoree. Smith will wear a decal on the back of his helmet during the 2019 season that represents Coach Broyles.

Smith, the Moultrie, Georgia, native, has served alongside several organizations to help better the Fayetteville and Arkansas communities. He has participated in Lift Up America, visited with Boys & Girls Club children at post-practice events, worked with Blue Cross Blue Shield to help pack meals for families in need for the Fearless Food Fight and has visited Arkansas Children's Northwest Hospital multiple times to lift the spirits of sick children. He has also worked diligently in the classroom, earning First-Year SEC Academic Honor Roll accolades for the 2015-16 athletic year and was also awarded Fall Academic Honor Roll status by the conference after the 2017 and 2018 football seasons. He has also served on the SEC Leadership Council and was named to the SEC Community Service Team during the spring. He is also a graduate of the Walton College of Business in accounting.



### PRESEASON TROPHY CASE

Arkansas had seven student-athletes named to eight watch lists heading into the 2019 season. The list of Razorback honorees include: McTelvin Agim (Bednarik), Rakeem Boyd (Doak Walker & Earl Campbell Tyler Rose), DeJon Harris (Butkus), Connor Limpert (Lou Groza), Cheyenne O'Grady (Mackey), T.J. Smith (Wuerffel) and Devwah Whaley (Doak Walker). Last season, Arkansas placed five on the preseason watch lists. The Razorbacks were also represented on a pair of All-SEC groupings, as Harris landed on the coaches & media second teams, with Agim on the third team for both entities and Kamren Curl picked by the coaches for third team distinction.

### THE YOUTH OF A NATION

The Razorbacks got a lot of production out of the young players on the roster last season, which included 75 underclassmen, the second-most in the SEC. With 75 underclassmen on the roster, that equated to 62 percent of the Razorbacks' roster as freshmen and sophomores. Arkansas was one of 39 schools in the FBS with underclassmen making up 60+ percent of the roster and one of six SEC rosters with that distinction (Georgia, Kentucky, Missouri, Auburn, South Carolina). Sixty-four of the 220 starting spots last season went to freshmen or sophomores, with 27 of those spots going to freshmen.

- Eight of the team's 11 rushing touchdowns came from underclassmen.
- Five of the 17 receiving TDs were hauled in by freshmen or sophomores, with five different players doing so.

Fast-forward to 2019 and the Razorbacks have 53 freshmen and 76 total underclassmen on this year's roster, equaling 63 percent as freshmen & sophomores and 43 percent just freshmen. Arkansas is one of 39 schools in the FBS with freshman making up 40+ percent of the roster heading into the new season and one of three SEC schools with that distinction (Alabama and Tennessee). Arkansas has the 10th-most freshman among all FBS schools on its roster heading into the 2019 campaign.

### FBS SCHOOLS WITH THE MOST FRESHMEN

78	Nebraska	62	Oklahoma State	54	Georgia Southern
64	UCLA	60	Kansas State	53	Arkansas
63	Coastal Carolina	57	Alabama	53	Cincinnati
63	Virginia	55	Georgia Tech	53	Georgia

## RAZORBACK NOTEBOOK

### ON PATROL

The Razorbacks broke up 42 passes last season, with 30 of those PBUs returning to the Arkansas defense from 10 players for the 2019 season. The leader of the pack is sophomore defensive back Jacques McClellion, who paced the team with seven pass breakups last year. He played in all 12 games, starting nine, totaling 606 snaps in defensive coverage. Junior defensive back Kamren Curl and senior linebacker De'Jon Harris were also productive in batting down the ball, posting five PBUs each last season.

### WOODS LEADS RECEIVERS ROOM

Sophomore wide receiver Michael Woods paced the underclassmen wideouts as a true freshman in 2018, playing in 10 games, starting seven. He finished the year ranked third in receiving yards, topping the returners in the WR room, with 206 yards on 18 catches, scoring on a 29-yard pass during conference play. Woods led the team in receiving in his first game on the field and averaged 11.4 yards per catch by season's end. Six returning receivers caught 65 passes for the Razorbacks last year, while eight new players have joined the WR room this fall.

### FRESHMAN LOVE

Three Arkansas freshmen also saw some love this preseason, landing on various freshman All-America watch lists. Wide receiver Treyton Burks was recognized by ESPN on its preseason freshman All-America list, while fellow wideout Treyton Burks and defensive back Greg Brooks Jr. were highlighted by the Football Writer's Association of America (FWAA) All-American Watch List. Knox and Brooks enrolled early and went through spring ball with the Razorbacks, as all three were rated as four-star prospects coming out of high school.

### SHIMMER

When the Razorbacks take the field this season, they'll be sporting a new look that gives a nod back to a special era of Arkansas football. Back in July, the Razorback Football Twitter account posted photos of the "throwback" uniforms the team will wear this season as a call-back to an era of one of its greatest players in school history, Darren McFadden. With the word "ARKANSAS" emblazoned across the front of the jerseys and the two solid red stripes that will run down both sides of the pants, the Razorbacks will be donning a look that dates back to 2006 and 2007, McFadden's final two years as a Hog. In 2006, Arkansas logged its first 10-win season since 1989 and earned a berth in the Capital One Bowl. McFadden, just a sophomore, ran for more than 1,600 yards and totaled 14 touchdowns while winning the Doak Walker Award and finishing as the runner-up in the Heisman Trophy voting. In 2007, McFadden had an even better season, totaling more than 1,800 yards and 16 touchdowns. He was a consensus All-American for the second-consecutive year and, once again, won the Doak Walker Award, finished second in the Heisman voting and also added a Walter Camp Player of the Year Award to his trophy case.

### TAHOMA 31

Through a collaboration with J.B. Hunt Transport Services, Inc., the new grass featuring Tahoma 31 was transported from Winstead Turf Farms in Arlington, Tenn., beginning installation on August 5. The installation of the new playing surface takes Razorback Stadium to natural grass for the first time since 2009 and to its original playing surface beginning in 1938. The Tahoma 31 derives its name from the Native American word, Tahoma, which means frozen water. In test after test, Tahoma 31 shows its exceptional winter hardiness, tested up to 75 percent more cold tolerant than other bermuda grass varieties. With the additional characteristics of both improved wear tolerance and drought resistance, Tahoma 31 is ideal for sports turf, golf courses and high-quality lawns in the Mid-Atlantic & Transition Zone. The approximately 1800-pound rolls of Matrix turf feature an interwoven mesh support layer that provides strength and stability to the sod without compromise to drainage. The game lines seen on the field were painted by a self-propelled robot. New to Donald W. Reynolds Razorback Stadium for the first time in program history will be the introduction of painted-red endzones on the new natural grass. The north endzone will feature the "Arkansas" wordmark, while the south endzone will brandish the "Razorbacks" across its borders.

### WEARING THE PATCH

Eight players on the 2019 Arkansas roster are wearing the SEC Graduate Patch this season having already earned their undergraduate degree: DL McTelvin Agim, TE Chase Harrell, LB De'Jon Harris, QB Ben Hicks, OL Colton Jackson, LB Grant Morgan, DL TJ Smith and QB Nick Starkel. The special patch on their jersey highlights their academic achievement. The patch features a red and white SEC logo with a "stole" wrapping underneath it emblazoned with the all-important word, "Graduate."



The 82nd football season at **Donald W. Reynolds Razorback Stadium** is slated to kick off at 3 p.m. on Saturday. Arkansas has played 293 games at the current site, winning more than 64 percent of its contests.



## SEC STANDINGS

### EASTERN DIVISION

Team	OVR	SEC	Home	Road	Strk
Florida	1-0	0-0	0-0	0-0	W1
Georgia	0-0	0-0	0-0	0-0	-
Kentucky	0-0	0-0	0-0	0-0	-
Missouri	0-0	0-0	0-0	0-0	-
S. Carolina	0-0	0-0	0-0	0-0	-
Tennessee	0-0	0-0	0-0	0-0	-
Vanderbilt	0-0	0-0	0-0	0-0	-

### WESTERN DIVISION

Team	OVR	SEC	Home	Road	Strk
Texas A&M	1-0	0-0	1-0	0-0	W1
Alabama	0-0	0-0	0-0	0-0	-
Arkansas	0-0	0-0	0-0	0-0	-
Auburn	0-0	0-0	0-0	0-0	-
LSU	0-0	0-0	0-0	0-0	-
Miss. State	0-0	0-0	0-0	0-0	-
Ole Miss	0-0	0-0	0-0	0-0	-

### THIS WEEK IN THE SEC

#### Thursday, August 29

Texas A&M def. Texas State, 41-7

#### Saturday, August 31

Toledo at Kentucky | 11 a.m. | SEC Network  
 Ole Miss at Memphis | 11 a.m. | ABC  
 Mississippi State vs. Louisiana | 11 a.m. | ESPN  
 South Carolina at North Carolina | 2:30 p.m. | ESPN  
 Georgia State at Tennessee | 2:30 p.m. | ESPN  
 Duke vs. Alabama | 2:30 p.m. | ABC  
 Portland State at Arkansas | 3 p.m. | SEC Network  
 Oregon vs. Auburn | 6:30 p.m. | ABC  
 Georgia Southern at LSU | 6:30 p.m. | SEC Network  
 Missouri at Wyoming | 6:30 p.m. | CBSN  
 Georgia at Vanderbilt | 6:30 p.m. | ESPN

### NEXT WEEK IN THE SEC

#### Saturday, September 7

West Virginia at Missouri | 11 a.m.  
 Charleston So. at S. Carolina | 11 a.m. | SEC Network  
 Vanderbilt at Purdue | 11 a.m. | Big Ten Network  
 So. Miss at Mississippi State | 2:30 p.m. | ESPN  
 Texas A&M at Clemson | 2:30 p.m. | ABC  
 N.M. State at Alabama | 3 p.m. | SEC Network  
 Murray State at Georgia | 3 p.m. | ESPN2  
 BYU at Tennessee | 6 p.m. | ESPN  
 Tulane at Auburn | 6:30 p.m. | ESPN2  
 Tennessee-Martin at Florida | 6:30 p.m.  
 Eastern Michigan at Kentucky | 6:30 p.m.  
 LSU at Texas | 6:30 p.m. | ABC  
 Arkansas at Ole Miss | 6:30 p.m. | SEC Network

All times Central

# GAME 1: PORTLAND STATE

## MISCELLANEOUS OFFENSE STATS

### GAMES WITH A RECEPTION

Player	2014	2015	2016	2017	2018	Career
Jarrod Barnes	--	--	--	1	--	1
Rakeem Boyd	--	--	--	--	9	9
Austin Cantrell	--	--	10	8	6	24
Jared Cornelius	8	8	10	3	5	34
Gary Cross	--	--	--	1	0	1
Grayson Gunter	--	--	1	--	4	5
Chase Hayden	--	--	--	1	6	7
T.J. Hammonds	--	--	0	1	3	4
Chase Harrell	--	--	--	--	1	1
Koilan Jackson	--	--	--	--	1	1
Hayden Johnson	--	--	2	3	0	5
Jordan Jones	--	--	--	9	9	18
Tyson Morris	--	--	--	--	2	2
Cheyenne O'Grady	--	--	2	9	8	19
Jeremy Patton	--	--	--	5	4	9
LaMichael Pettway	--	--	1	6	11	18
Deon Stewart	--	--	2	10	11	23
Ty Storey	--	--	0	0	1	1
De'Vion Warren	--	--	--	1	2	3
Devwah Whaley	--	--	5	5	5	15
Mike Woods	--	--	--	--	8	8

### 5+ RECEPTIONS

Player	2015	2016	2017	2018	Career
Rakeem Boyd	--	--	--	1	1
Jared Cornelius	1	2	--	0	3
Chase Hayden	--	--	0	1	1
Jordan Jones	--	--	--	1	1
Cheyenne O'Grady	--	0	0	3	3
LaMichael Pettway	--	--	--	1	1
Deon Stewart	--	0	2	1	3

### 20+ YARD RECEPTION

Player	2014	2015	2016	2017	2018	Career
Jarrod Barnes	--	--	--	1	--	1
Rakeem Boyd	--	--	--	--	3	3
Austin Cantrell	--	--	1	1	2	4
Jared Cornelius	2	6	11	--	1	20
Grayson Gunter	--	--	1	--	1	2
T.J. Hammonds	--	--	0	1	1	2
Chase Harrell	--	--	--	--	1	1
Chase Hayden	--	--	--	1	1	2
Jordan Jones	--	--	--	3	2	5
Cheyenne O'Grady	--	--	2	--	7	9
Jeremy Patton	--	--	--	5	0	5
LaMichael Pettway	--	--	0	1	8	9
Deon Stewart	--	--	--	3	2	5
Devwah Whaley	--	--	4	1	1	6
Mike Woods	--	--	--	--	4	4

### 40+ YARD RECEPTION

Player	2015	2016	2017	2018	Career
Austin Cantrell	--	--	--	1	1
Jared Cornelius	1	1	--	0	2
T.J. Hammonds	--	0	1	1	2
Jordan Jones	--	--	3	2	5
LaMichael Pettway	--	--	--	3	3
Devwah Whaley	--	1	--	1	2

### FIRST DOWN RECEPTIONS

Player	2014	2015	2016	2017	2018	Career
Jarrod Barnes	--	--	--	1	--	1
Rakeem Boyd	--	--	--	--	5	5
Austin Cantrell	--	--	3	5	6	14
Jared Cornelius	11	20	21	2	7	61
Grayson Gunter	--	--	1	--	4	5
T.J. Hammonds	--	--	0	1	2	3
Chase Harrell	--	--	--	--	2	2
Chase Hayden	--	--	--	1	3	4
Koilan Jackson	--	--	--	--	1	1
Hayden Johnson	--	--	1	2	0	3
Jordan Jones	--	--	--	12	6	18
Tyson Morris	--	--	--	--	2	2
Cheyenne O'Grady	--	--	2	10	21	33
Jeremy Patton	--	--	--	7	2	9
LaMichael Pettway	--	--	0	3	19	22
Deon Stewart	--	--	1	20	7	28
De'Vion Warren	--	--	--	0	1	1
Devwah Whaley	--	--	5	3	3	11
Mike Woods	--	--	--	--	9	9

### 100 YARDS RECEIVING

Player	2015	2016	2017	2018	Career
Jared Cornelius	0	3	--	0	3
Jordan Jones	--	--	1	1	2

### GAMES WITH A RECEIVING TD

Player	2014	2015	2016	2017	2018	Career
Austin Cantrell	--	--	2	--	1	3
Jared Cornelius	2	3	3	1	0	9
Grayson Gunter	--	--	0	--	1	1
T.J. Hammonds	--	--	0	1	1	2
Jordan Jones	--	--	--	3	1	4
Tyson Morris	--	--	--	--	1	1
Cheyenne O'Grady	--	--	1	2	4	7
LaMichael Pettway	--	--	1	--	3	4
Deon Stewart	--	--	--	3	0	3
De'Vion Warren	--	--	--	0	1	1
Devwah Whaley	--	--	0	1	0	1
Mike Woods	--	--	--	--	1	1

### GAMES WITH MULTIPLE RECEIVING TDS

Player	2015	2016	2017	2018	Career
Jared Cornelius	--	1	--	0	1
Cheyenne O'Grady	--	0	0	2	2
LaMichael Pettway	--	--	--	1	1

### 10+ YARD RUNS

Player	2014	2015	2016	2017	2018	Career
Rakeem Boyd	--	--	--	--	22	22
Jared Cornelius	1	3	1	--	0	5
T.J. Hammonds	--	--	3	9	1	13
Chase Hayden	--	--	--	9	6	15
John Stephen Jones	--	--	--	--	1	1
Jordan Jones	--	--	--	2	0	2
Cole Kelley	--	--	--	6	1	7
Connor Noland	--	--	--	--	4	4
Ty Storey	--	--	--	--	12	12
De'Vion Warren	--	--	--	0	1	1
Devwah Whaley	--	--	19	12	11	42
Maleek Williams	--	--	--	--	2	2

### 20+ YARD RUNS

Player	2015	2016	2017	2018	Career
Rakeem Boyd	--	--	--	9	9
Jared Cornelius	1	--	--	0	1
T.J. Hammonds	--	1	4	0	5
Chase Hayden	--	--	2	0	2
Jordan Jones	--	--	2	1	3
Cole Kelley	--	--	0	1	1
Ty Storey	--	0	0	1	1
Devwah Whaley	--	3	5	1	9
Maleek Williams	--	--	--	1	1

### RUSHING FIRST DOWNS

Player	2014	2015	2016	2017	2018	Career
Rakeem Boyd	--	--	--	--	32	32
Austin Cantrell	--	--	0	1	0	1
Jared Cornelius	1	3	3	0	0	7
T.J. Hammonds	--	--	4	9	1	14
Chase Hayden	--	--	--	17	11	28
Jordan Jones	--	--	--	2	0	2
Cole Kelley	--	--	--	16	8	24
Connor Noland	--	--	--	--	5	5
Ty Storey	--	--	0	0	12	12
De'Vion Warren	--	--	--	0	1	1
Devwah Whaley	--	--	28	28	21	77
Maleek Williams	--	--	--	--	4	4

### 100 YARDS RUSHING

Player	2015	2016	2017	2018	Career
Rakeem Boyd	--	--	--	3	3
T.J. Hammonds	--	0	1	0	1
Chase Hayden	--	--	1	0	1
Devwah Whaley	--	2	1	1	4

### GAMES WITH A RUSHING TD

Player	2015	2016	2017	2018	Career
Rakeem Boyd	--	--	--	2	2
Austin Cantrell	--	0	1	0	1
Jared Cornelius	2	1	--	0	3
T.J. Hammonds	--	1	1	0	2
Chase Hayden	--	--	3	1	4
Cole Kelley	--	--	2	2	4
Ty Storey	--	--	--	1	1
Devwah Whaley	--	3	6	2	11
Maleek Williams	--	--	--	2	2

### GAMES WITH MULTIPLE RUSHING TDS

Player	2015	2016	2017	2018	Career
Chase Hayden	--	--	1	0	1



# GAME 1: PORTLAND STATE

## MISC. DEFENSE STATS

### DOUBLE-DIGIT TACKLES

Player	2015	2016	2017	2018	Career
Dre Greenlaw	4	1	5	4	14
De'Jon Harris	--	1	7	7	15
Santos Ramirez	0	0	1	6	7
Kevin Richardson	2	--	--	0	2

### TEAM LEADER IN TACKLES (Ties included)

Player	2015	2016	2017	2018	Career
Kamren Curl	--	--	1	1	2
Dre Greenlaw	5	2	4	3	14
De'Jon Harris	--	2	7	7	16
Grant Morgan	--	--	1	0	1
Ryan Pulley	--	1	--	0	1
Santos Ramirez	0	2	2	2	6
Kevin Richardson	2	1	--	0	3

### GAMES WITH A SACK (Half sacks included)

Player	2015	2016	2017	2018	Career
McTelvin Agim	--	3	2	4	9
Austin Capps	--	1	2	0	3
Dre Greenlaw	1	0	1	2	4
Briston Guidry	--	0	1	2	3
De'Jon Harris	--	1	4	2	7
D'Vone McClure	--	--	0	1	1
Derrick Munson	--	--	--	1	1
Ryan Pulley	0	0	0	1	1
Randy Ramsey	--	3	2	3	8
T.J. Smith	--	0	2	2	4
Michael Taylor	--	--	0	2	2
Armon Watts	0	0	0	7	7

### MULTIPLE SACKS (1.5 sacks or more)

Player	2015	2016	2017	2018	Career
McTelvin Agim	--	0	0	1	1

## MONEY PLAYS

NOTE: Money plays are defined as plays resulting in a first down or a touchdown.

### Money Rushers

	1st	TD	No	Att
Rakeem Boyd	32	2	33	123
Devwah Whaley	21	2	23	82
Ty Storey	12	1	13	48
Cole Kelley	8	3	11	26
Chase Hayden	11	1	11	57
Maleek Williams	4	2	5	27
Connor Noland	5	0	5	17
De'Vion Warren	1	0	1	1
TJ Hammonds	1	0	1	10
<b>TOTALS</b>	<b>95</b>	<b>11</b>	<b>103</b>	<b>408</b>

### 1st Down

Money Rushers	1st	TD	No	Att
Rakeem Boyd	11	2	12	80
Devwah Whaley	7	1	8	52
Ty Storey	6	0	6	16
Chase Hayden	3	0	3	34
Cole Kelley	1	1	2	8
Maleek Williams	2	1	2	14
De'Vion Warren	1	0	1	1
TJ Hammonds	1	0	1	5
<b>TOTALS</b>	<b>32</b>	<b>5</b>	<b>35</b>	<b>223</b>

### 2nd Down

Money Rushers	1st	TD	No	Att
Rakeem Boyd	17	0	17	37
Devwah Whaley	12	0	12	26
Ty Storey	5	1	6	24
Chase Hayden	5	1	5	18
Maleek Williams	1	1	2	10
Cole Kelley	1	1	2	8
Connor Noland	1	0	1	6
<b>TOTALS</b>	<b>42</b>	<b>4</b>	<b>45</b>	<b>134</b>

### 3rd Down

Money Rushers	1st	TD	No	Att
Cole Kelley	4	1	5	8
Rakeem Boyd	4	0	4	5
Chase Hayden	3	0	3	5
Connor Noland	3	0	3	6
Devwah Whaley	2	1	3	4
Maleek Williams	1	0	1	3
Ty Storey	1	0	1	8
<b>TOTALS</b>	<b>18</b>	<b>2</b>	<b>10</b>	<b>46</b>

### 4th Down

Money Rushers	1st	TD	No	Att
Cole Kelley	2	0	2	2
Connor Noland	1	0	1	1
<b>TOTALS</b>	<b>3</b>	<b>0</b>	<b>3</b>	<b>5</b>

### Money Receptions

	1st	TD	No	Rec
Cheyenne O'Grady	21	6	23	30
LaMichael Pettway	19	4	19	30
Mike Woods	9	1	9	18
Deon Stewart	7	0	7	21
Jared Cornelius	7	0	7	8
Jordan Jones	6	1	6	17
Austin Cantrell	6	1	6	8
Rakeem Boyd	5	0	5	23
Grayson Gunter	4	1	4	4
Devwah Whaley	3	0	3	8
Chase Hayden	3	0	3	11
Chase Harrell	2	0	2	4
Jeremy Patton	2	0	2	5
Tyson Morris	2	1	2	4
TJ Hammonds	2	1	2	4
De'Vion Warren	1	1	1	3
Koilan Jackson	1	0	1	1
<b>TOTALS</b>	<b>101</b>	<b>17</b>	<b>103</b>	<b>202</b>

### 1st Down

Money Receptions	1st	TD	No	Rec
LaMichael Pettway	7	2	7	11
Cheyenne O'Grady	4	0	4	8
Mike Woods	2	1	2	8
TJ Hammonds	2	1	2	2
Jordan Jones	2	1	2	7
Grayson Gunter	2	0	2	2
Tyson Morris	1	1	1	2
Austin Cantrell	1	0	1	2
Jared Cornelius	1	0	1	2
Deon Stewart	1	0	1	8
Devwah Whaley	1	0	1	1
Rakeem Boyd	1	0	1	5
<b>TOTALS</b>	<b>26</b>	<b>6</b>	<b>26</b>	<b>64</b>

### 2nd Down

Money Receptions	1st	TD	No	Rec
Cheyenne O'Grady	11	4	12	15
LaMichael Pettway	7	2	7	11
Mike Woods	6	0	6	8
Austin Cantrell	3	0	3	4
Jared Cornelius	3	0	3	4
Rakeem Boyd	3	0	3	12
Deon Stewart	2	0	2	8
Chase Hayden	2	0	2	7
Jeremy Patton	2	0	2	4
Jordan Jones	1	0	1	5
Devwah Whaley	1	0	1	3
De'Vion Warren	1	1	1	2
<b>TOTALS</b>	<b>42</b>	<b>7</b>	<b>43</b>	<b>87</b>

### 3rd Down

Money Receptions	1st	TD	No	Rec
Cheyenne O'Grady	5	1	6	6
LaMichael Pettway	5	0	5	8
Deon Stewart	4	0	4	5
Jared Cornelius	3	0	3	3
Jordan Jones	3	0	3	5
Chase Harrell	2	0	2	2
Austin Cantrell	2	1	2	2
Grayson Gunter	2	1	2	2
Tyson Morris	1	0	1	1
Chase Hayden	1	0	1	2
Devwah Whaley	1	0	1	4
Mike Woods	1	0	1	2
Rakeem Boyd	1	0	1	6
<b>TOTALS</b>	<b>31</b>	<b>3</b>	<b>32</b>	<b>49</b>

### 4th Down

Money Rushers	1st	TD	No	Att
Koilan Jackson	1	0	1	1
Cheyenne O'Grady	1	1	1	1
<b>TOTALS</b>	<b>2</b>	<b>1</b>	<b>2</b>	<b>2</b>

# GAME 1: PORTLAND STATE

## 20+ YARD BREAKDOWN

### BY YARDS

Yards	No.	TD
100+	0	0
90-99	0	0
80-89	0	0
70-79	2	0
60-69	4	3
50-59	1	1
40-49	8	2
30-39	18	4
20-29	33	2
<b>TOTAL</b>	<b>66</b>	<b>12</b>

### BY TYPE

Type	No.	TD
Rushing	14	3
Passing	35	9
Punt returns	2	0
Kick returns	13	0
Interceptions	0	0
Fumble returns	2	0
Other	0	0
<b>TOTAL</b>	<b>66</b>	<b>12</b>

### BY PLAYER

Player	No.	TD	R	P	KR	PR	IR	FR
Rakeem Boyd	12	1	9	3	0	0	0	0
De'Vion Warren	10	0	0	0	10	0	0	0
LaMichael Pettway	8	3	0	8	0	0	0	0
Cheyenne O'Grady	7	2	0	7	0	0	0	0
Deon Stewart	5	0	0	2	1	2	0	0
Mike Woods	4	1	0	4	0	0	0	0
Austin Cantrell	2	1	0	2	0	0	0	0
Jordan Jones	2	1	0	2	0	0	0	0
Chase Hayden	2	1	1	1	0	0	0	0
Devwah Whaley	2	0	1	1	0	0	0	0
Maleek Williams	1	1	1	0	0	0	0	0
TJ Hammonds	1	1	0	1	0	0	0	0
Jared Cornelius	1	0	0	1	0	0	0	0
Britto Tutt	1	0	0	0	1	0	0	0
Dre Greenlaw	1	0	0	0	0	0	0	1
Grayson Gunter	1	0	0	1	0	0	0	0
Ty Storey	1	0	1	0	0	0	0	0
Cole Kelley	1	0	1	0	0	0	0	0
Gary Cross	1	0	0	0	1	0	0	0
Chase Harrell	1	0	0	1	0	0	0	0
Bumper Pool	1	0	0	0	0	0	0	1
<b>TOTAL</b>	<b>66</b>	<b>12</b>	<b>14</b>	<b>35</b>	<b>13</b>	<b>2</b>	<b>0</b>	<b>2</b>

## ARKANSAS 20+ YARD PLAYS

Yards	Type	Player(s)	Opponent
78	KR	De'Vion Warren	Alabama
71	KR	De'Vion Warren	Mississippi State
*69	Rush	Rakeem Boyd	Ole Miss
*68	Rush	Maleek Williams	North Texas
*64	Pass	TJ Hammonds from Cole Kelley	Colorado State
60	FR	Bumper Pool	Eastern Illinois
*57	Pass	Jordan Jones from Ty Storey	Eastern Illinois
*48	Pass	LaMichael Pettway from Ty Storey	Eastern Illinois
47	Pass	LaMichael Pettway from Ty Storey	Mississippi State
46	Pass	Jordan Jones from Ty Storey	Eastern Illinois
45	Rush	Rakeem Boyd	Auburn
45	PR	Deon Stewart	Colorado State
43	Pass	Devwah Whaley from Connor Noland	Missouri
*42	Pass	Austin Cantrell from Cole Kelley	Eastern Illinois
40	Pass	LaMichael Pettway from Ty Storey	Vanderbilt
*39	Pass	Cheyenne O'Grady from Ty Storey	Ole Miss
*39	Pass	LaMichael Pettway from Cole Kelley	Ole Miss
*38	Rush	Chase Hayden	Vanderbilt
38	Pass	Rakeem Boyd from Ty Storey	Ole Miss
37	Pass	Deon Stewart from Ty Storey	Alabama
36	Pass	Chase Harrell from Ty Storey	Eastern Illinois
36	Rush	Rakeem Boyd	Colorado State
36	Pass	Cheyenne O'Grady from Ty Storey	Texas A&M
34	KR	De'Vion Warren	Eastern Illinois
33	Pass	Rakeem Boyd from Ty Storey	Auburn
33	KR	De'Vion Warren	Ole Miss
*32	Pass	Cheyenne O'Grady from Ty Storey	LSU
32	Rush	Rakeem Boyd	Alabama
32	Pass	Deon Stewart from Ty Storey	Auburn
31	Rush	Rakeem Boyd	Alabama
31	Pass	LaMichael Pettway from Ty Storey	LSU
31	Rush	Rakeem Boyd	Mississippi State
30	Pass	LaMichael Pettway from Connor Noland	Tulsa
*29	Pass	Mike Woods from Ty Storey	Texas A&M
29	PR	Deon Stewart	Tulsa
28	Pass	Mike Woods from Ty Storey	Vanderbilt
27	Rush	Rakeem Boyd	Vanderbilt
27	Pass	Jared Cornelius from Ty Storey	LSU
27	KR	De'Vion Warren	Eastern Illinois
26	KR	Britto Tutt	North Texas
26	Pass	Deon Stewart from Cole Kelley	Colorado State
26	Rush	Devwah Whaley	Missouri
25	Pass	Mike Woods from Cole Kelley	North Texas
25	Rush	Rakeem Boyd	Texas A&M
25	Pass	Cheyenne O'Grady from Ty Storey	Vanderbilt
*25	Pass	LaMichael Pettway from Cole Kelley	Colorado State
24	FR	Dre Greenlaw	LSU
24	Pass	Cheyenne O'Grady from Ty Storey	Texas A&M
24	KR	De'Vion Warren	Mississippi State
24	KR	De'Vion Warren	Vanderbilt
23	Pass	Austin Cantrell from Connor Noland	Tulsa
23	Pass	Grayson Gunter from Ty Storey	LSU
23	Rush	Ty Storey	Ole Miss
23	KR	De'Vion Warren	Colorado State
21	KR	De'Vion Warren	Eastern Illinois
21	Pass	Mike Woods from Ty Storey	Texas A&M

\* Touchdown scored on play

## NEED TO KNOW INFO

Opponent	Captains	Length	Coin Toss	Kick/Receive	Helmet/Jersey/Pants	Attendance	1st Poss.	Opp. 1st Poss.	Result
Eastern Illinois	Cornelius, Froholdt, Greenlaw, Ramirez, Harris	3:22	EIU	ARK Kick	White/White/White	63,342	FG	FUM	W 55-20
at Colorado St.	Patton, Taylor, Wallace, Watts	3:37	CSU	ARK Receive	Chrome/White/White	31,894	INT	FG	L 34-27
North Texas	Agim, Dalton, Malone, Nance	3:53	UNT	ARK Receive	Cardinal/Cardinal/White	62,355	PUNT	PUNT	L 44-17
at Auburn	Cornelius, Froholdt, Ramirez, Ramsey	3:15	AUB	ARK Receive	Cardinal/White/Cardinal	84,188	PUNT	TD	L 34-3
vs. Texas A&M	Froholdt, Greenlaw, Harris, Ramirez	3:17	ARK	ARK Kick	Cardinal/White/White	55,383	PUNT	TD	L 24-17
Alabama	Froholdt, Greenlaw, Harris, Ramirez	3:17	ALA	ARK Kick	Cardinal/Cardinal/White	64,974	FUM	TD	L 65-31
Ole Miss (LR)	Froholdt, Greenlaw, Harris, Ramirez	3:30	ARK	ARK Kick	White/Cardinal/White	51,438	FG	FG	L 37-33
Tulsa	Froholdt, Greenlaw, Harris, Ramirez	3:08	TUL	ARK Receive	Cardinal/Cardinal/White	56,691	INT	FGA	W 23-0
Vanderbilt	Froholdt, Greenlaw, Harris, Ramirez	3:21	VU	ARK Receive	Cardinal/Cardinal/White	56,251	TD	TD	L 45-31
LSU	Froholdt, Greenlaw, Harris, Ramirez	3:16	LSU	ARK Receive	Cardinal/Cardinal/Cardinal	64,135	PUNT	PUNT	L 24-17
at Mississippi St.	Froholdt, Greenlaw, Harris, Ramirez	3:14	ARK	ARK Kick	White/Cardinal/White	57,772	FGA	FG	L 52-6
at Missouri	Froholdt, Harris, Ramirez	3:15	ARK	ARK Kick	White/White/White	52,482	Punt	TD	L 38-0

# HEAD COACH CHAD MORRIS



Morris began the second turnaround of his career in his first season with the Razorbacks in 2018. The transition to Morris' system showed the most improvement on the defensive side of the ball in year one. The defense improved in points allowed, rushing defense, total defense and third down conversions from the 2017 season. De'Jon Harris led the Hogs and the Southeastern Conference during the regular season with 118 tackles to become the first Razorback since Martrell Spaight in 2014. Harris' big season earned him All-SEC honors from the Associated Press following the season. The defense also produced two NFL Draft picks in Dre Greenlaw (5th round, San Francisco) and Armon Watts (6th round, Minnesota Vikings).

On the offensive side of the ball, Rakeem Boyd emerged as a steady force in the backfield rushing for a team-high 734 yards. Boyd rebounded from a slow start to his season to run for 423 yards during a four-game stretch in the middle of the year, including three 100-yard games. One of those 100-yard efforts came against Alabama to make Boyd the first Arkansas RB to eclipse 100 yards against the Crimson Tide since Darren McFadden ran for 195 yards in 2007. Cheyenne O'Grady emerged to lead a steady group of tight ends as the Razorbacks were among the nation's leaders in targeting the tight end. O'Grady finished the season leading the Hogs with six touchdowns with 400 yards receiving on a team-high 30 catches. Hjalte Froholdt was Arkansas' rock up front, starting all 12 games at center or guard. He earned All-SEC recognition from the AP prior to being the first Razorback selected in the NFL Draft when New England tabbed him in the fourth round.

Morris and his staff have been relentless recruiters since arriving on the Hill and have started to reap the benefits, reeling in one of the best signing classes in school history in the staff's first full year of recruiting. The 25-man class ranked 23rd in the nation according to the 247Sports composite on the strength of 11 four-star athletes - the most ever in an Arkansas signing class. The Razorbacks were the only team in the country to sign four, four-star wide receivers. Morris and the staff have also reestablished recruiting lines in the state of Texas with six signees coming from the Lone Star State. Morris continued to be a draw to quarterbacks, adding transfer QBs Ben Hicks (SMU) and Nick Starkel (Texas A&M) to the roster with Hicks leading Arkansas through spring practice. Hicks starred for Morris for two seasons with the Mustangs and left SMU as the school's all-time leader in passing yards (9,081), total offense (8,977), TD passes (71), TDs responsible for (74), completions (718) and 300-yard games (12). Starkel comes to Fayetteville with SEC experience having played in 12 games for the Aggies over two seasons, including five starts as a freshman in 2017.

## SMU TURNAROUND

During his three seasons at SMU (2015-17), Morris used his Texas recruiting roots & offensive prowess to take the Mustangs from a 1-11 campaign in 2013 before he took over to the program's first bowl bid since 2012 with a 7-5 mark in 2017. Morris' offensive scheme was exactly what SMU needed, increasing the team's scoring output by 16.7 points per game in his first season - the second-largest increase in the nation in 2015. Even more impressive, Morris inherited an offense that ranked last (128th) in the FBS in scoring in 2014 (11.8) & turned it into the nation's eighth-highest scoring offense (40.1) in 2017.

The 2017 SMU offense marked the fourth time and third different program that Morris has either been the head coach or offensive coordinator of that has finished in the top 10 in the FBS in scoring average at more than 40 points per game. The Mustangs are one just two FBS teams that featured a 3,000-yard passer, 1,000-yard rusher and multiple 1,000-yard receivers in 2017. His final SMU squad produced a pair of NFL wide receivers in Courtland Sutton (Denver) and Trey Quinn (Washington). Sutton was picked in the second round and Quinn was Mr. Irrelevant as the final pick of the 2018 NFL Draft. Both Sutton and Quinn saw the field in their rookie seasons with Sutton ranking second on the Broncos' roster with 42 catches and 704 yards with his four scores equaling the team lead.

## CLEMSON OFFENSIVE EXPLOSION

Morris' impact during his four years at Clemson as offensive coordinator helped result in a 41-11 record, the 2011 ACC Championship and four bowl berths, including two BCS Orange Bowl appearances. Under Morris' scheme, the Tigers established 127 offensive records (89 individual/38 team) and posted the top three scoring seasons in school history, as well as four of the top five passing seasons at Clemson. The Clemson offense in its second season under Morris with ACC Player of the Year Tajh Boyd at quarterback set school records for total yards per game (512.7) and points per game (41.0), ranking sixth in the nation in scoring and ninth in the nation in total offense. The 2013 squad backed up those numbers with 508.5 yards and 40.2 points per game, figures that ranked ninth and eighth nationally.

Morris' record-setting offense in 2012 and 2013 marked the first time in ACC history that an active member of the conference had averaged more than 40 points per game in back-to-back seasons. Clemson was also one of just two FBS schools with a 3,000-yard passer, 1,000-yard rusher and 1,000-yard receiver every year from 2011-13. For his work, Morris was named AFCA National Assistant Coach of the Year and one of five finalists for National Offensive Coordinator of the Year by 247Sports.com in 2013, and the National Offensive Coordinator of the Year by Rivals.com in 2011.

Morris' offensive brilliance also helped attract and develop some of the best offensive players in Clemson history into current NFL stars. From the 2012 NFL Draft to 2015 NFL Draft, Morris saw seven of his offensive players drafted, including four wide receivers, tied for the most from any school over that span. Included in the quartet of wide receivers drafted were first round picks DeAndre Hopkins (Houston Texans) and Sammy Watkins (Los Angeles Rams). Morris also recruited 2015 All-Americans Deshaun Watson and Shaq Lawson, who both went on to be first round NFL draft picks.

## INSTANT IMPACT

After a legendary 16 years as a head coach on the Texas prep level, Morris' collegiate debut came as the associate head coach/offensive coordinator at Tulsa in 2010. In his one season as offensive coordinator working specifically with the quarterbacks, Morris helped the Golden Hurricane average 41.4 points per game, good for sixth nationally, and finish with seven straight wins for a 10-3 record following a 5-7 mark in 2009. Tulsa scored 40 or more points seven times, including 50+ in four games, and finished as one of five FBS teams with over 30 rushing and 30 passing touchdowns.

## TEXAS LEGEND

A native of Dallas, Morris became a legend in the state of Texas during his 16 years as a head coach at the high school level, posting a 169-38 record overall and winning back-to-back undefeated state championships in his final two seasons at Lake Travis High School. Over his 16 seasons, Morris led six of his teams to the Texas State Championship game, highlighted by three titles, and he earned Coach of the Year honors 11 times.

Morris earned his bachelor's degree in mathematics with a minor in statistics from Texas A&M University in 1992. He and his wife, Paula, have two children, daughter Mackenzie - who is enrolled in graduate school at Arkansas - and son Chandler.

## COACHING HISTORY

2018-Pres.	Arkansas - Head Coach
2015-17	SMU - Head Coach
2011-14	Clemson - Offensive Coordinator/QBs
2010	Tulsa - Associate Head Coach/OC/QBs
2008-09	Lake Travis (Texas) HS - Head Coach
2003-07	Stephenville (Texas) HS - Head Coach
2000-02	Bay City (Texas) HS - Head Coach
1998-99	Elysian Fields (Texas) HS - Head Coach
1994-97	Eustace (Texas) HS - Head Coach

## POSTSEASON EXPERIENCE

### HEAD COACH

SMU	2017 Frisco Bowl
-----	------------------

### ASSISTANT COACH

Clemson	2014 Russell Athletic Bowl
	2013 Orange Bowl
	2012 Chick-fil-a Bowl
	2011 Orange Bowl
Tulsa	2010 Hawaii Bowl





# BESTS UNDER MORRIS

## RECORD WHEN ...

Scoring First .....	11-14
Opponent Scores First .....	5-18
Leading After 1st Quarter .....	11-10
Leading At Halftime .....	15-2
Leading After 3rd Quarter .....	11-1
Scoring 21+ Points .....	15-21
Scoring 30+ Points .....	14-12
Scoring 40+ Points .....	8-5
Scoring 50+ Points .....	4-0
400+ Yards Total Offense .....	14-16
500+ Yards Total Offense .....	4-3
200+ Rushing Yards .....	9-7
300+ Rushing Yards .....	2-1
200+ Passing Yards .....	13-22
300+ Passing Yards .....	6-6
20+ First Downs .....	12-19
40 percent+ 3rd-Down Conv. ....	12-11
2 or Fewer Turnovers .....	13-19
Less than 14 Points Allowed .....	2-0
Less than 21 Points Allowed .....	5-0
300 or Less Yds Total Off Allowed .....	4-1
150 or Less Rush Yds Allowed .....	10-3
100 or Less Rush Yds Allowed .....	6-3
150 or Less Pass Yds Allowed .....	4-6
100 or Less Pass Yds Allowed .....	0-2
15 or Less 1st Downs Allowed .....	3-2
2+ Turnovers Forced .....	11-12
More Rush Yards .....	11-5
More Pass Yards .....	10-12
Fewer Turnovers .....	12-7
More Time of Possession .....	10-15
More First Downs .....	9-7
Fewer Penalties .....	10-16
1 Penalty .....	0-1
2-5 Penalties .....	6-16
6-9 Penalties .....	7-13
10+ Penalties .....	3-1
Special Teams Touchdown .....	1-2
100-Yard Rusher .....	8-10
200-Yard Passer .....	11-17
100-Yd Rusher+200-Yd Passer .....	5-6

## VS. ALL-TIME OPPONENTS

Team	Record
Alabama	0-1
Arkansas State	1-0
Auburn	0-1
Baylor	0-2
UCF	0-1
Cincinnati	1-0
Colorado State	0-1
Connecticut	1-0
East Carolina	1-1
Eastern Illinois	1-0
Houston	1-2
James Madison	0-1
Liberty	1-0
LSU	0-1
Memphis	0-3
Ole Miss	0-1
Mississippi State	0-1
Missouri	0-1
Navy	0-3
North Texas	3-1
USF	0-2
Stephen F. Austin	1-0
Temple	0-2
Texas A&M	0-1
TCU	0-3
Tulane	3-0
Tulsa	2-2
Vanderbilt	0-1
<b>Overall Record</b>	<b>16-32</b>

## VS. CONFERENCES

Team	Record
American	9-16
Big 12	0-5
Big South	1-0
CAA	0-1
C-USA	3-1
Mountain West	0-1
Ohio Valley	1-0
Southeastern	0-8
Southland	1-0
Sun Belt	1-0

# BESTS UNDER MORRIS

## OFFENSE: TEAM

### Total Points

1. 58 SMU vs. Stephen F. Austin (9/2/17)
2. 55 Arkansas vs. Eastern Illinois (9/2/18)
- SMU at East Carolina (11/12/16)
4. 54 SMU vs. North Texas (9/09/17)
5. 49 SMU vs. UCONN (9/30/17)
- SMU vs. Tulane (11/21/15)
7. 45 SMU at Memphis (11/18/17)
- SMU vs. James Madison (9/26/15)
9. 44 SMU vs. Arkansas State (9/23/17)

### Total Offensive Yards

1. 581 SMU vs. Tulsa (10/27/17)
2. 578 SMU vs. South Florida (11/19/16)
3. 577 SMU vs. Arkansas State (9/23/17)
4. 572 SMU at North Texas (9/3/16)
5. 544 SMU at Houston (10/7/17)
6. 518 SMU vs. Tulane (11/21/15)
7. 508 SMU at TCU (9/19/15)
8. 498 SMU vs. UCONN (9/30/17)

### Total Offensive Plays

1. 89 SMU vs. South Florida (11/19/16)
- SMU vs. Central Florida (11/4/17)
3. 87 SMU at Tulsa (10/7/16)
4. 86 SMU vs. Arkansas State (9/23/17)
5. 85 SMU at Houston (10/7/17)
6. 83 SMU vs. Navy (11/26/16)
7. 82 SMU at Baylor (9/10/16)
8. 81 SMU at Cincinnati (10/21/17)

### Rushing Attempts

1. 54 SMU vs. Baylor (9/4/15)
- SMU vs. Arkansas State (9/23/17)
3. 53 Arkansas vs. Tulsa (10/20/18)
- Arkansas at Colorado State (9/8/18)
- SMU vs. North Texas (9/12/15)
5. 48 Arkansas vs. Ole Miss (10/13/18)
- SMU vs. Stephen F. Austin (9/2/17)
- SMU at TCU (9/19/15)
8. 47 (4x) last SMU vs. Liberty (9/17/16)

### Rushing Yards

1. 323 SMU vs. Tulane (11/21/15)
2. 311 SMU vs. Arkansas State (9/23/17)
3. 300 Arkansas vs. Ole Miss (10/13/18)
4. 299 Arkansas at Colorado State (9/8/18)
5. 286 SMU vs. Liberty (9/17/16)
6. 273 SMU vs. North Texas (9/12/15)
7. 272 SMU at North Texas (9/3/16)
8. 259 SMU at Memphis (11/18/17)
9. 243 SMU vs. Stephen F. Austin (9/2/17)

### Rushing Touchdowns

1. 6 SMU vs. Tulane (11/21/15)
2. 5 SMU vs. James Madison (9/26/15)
3. 4 SMU vs. Arkansas State (9/23/17)
4. 3 (6x) last SMU vs. UCONN (9/30/17)

### Pass Completions

1. 41 SMU at Houston (10/7/17)
2. 31 SMU vs. Navy (11/26/16)
3. 29 SMU at Tulsa (10/7/16)
4. 27 SMU vs. UCONN (9/30/17)
5. 27 SMU vs. Central Florida (11/4/17)
6. 26 SMU at Cincinnati (10/21/17)
7. 26 Arkansas vs. Alabama (10/6/18)
- SMU at South Florida (11/16/16)
9. 24 SMU vs. Tulane (11/25/17)
10. 23 Arkansas vs. Vanderbilt (10/27/18)

### Pass Attempts

1. 59 SMU at Houston (10/7/17)
2. 52 SMU at Tulsa (10/7/16)
- SMU vs. Central Florida (11/04/17)
4. 46 SMU vs. Tulsa (10/31/15)
- SMU vs. Navy (11/26/16)
6. 45 Arkansas vs. North Texas (9/15/18)
7. 44 SMU at Temple (10/1/16)
- SMU at Baylor (9/10/16)
9. 42 SMU vs. South Florida (11/19/16)

### Passing Yards

1. 423 SMU vs. South Florida (11/19/16)
2. 397 SMU at Houston (10/7/17)
3. 394 SMU vs. North Texas (9/9/17)
4. 375 SMU vs. Tulane (11/25/17)
5. 366 SMU vs. Tulsa (10/27/17)
6. 353 Arkansas vs. Eastern Illinois (9/2/18)
7. 339 SMU at TCU (9/16/17)
8. 331 SMU vs. Navy (11/26/16)
9. 330 SMU at TCU (9/19/15)

### Passing Touchdowns

1. 5 SMU vs. North Texas (9/9/17)
2. 4 (6x) last Arkansas vs. Eastern Illinois (9/2/18)

### First Downs

1. 31 SMU vs. Arkansas State (9/23/17)
2. 30 SMU vs. Houston (10/7/17)
3. 28 (3x) last vs. South Florida (11/19/16)
6. 27 (3x) last Arkansas vs. Ole Miss (10/13/18)

## DEFENSE: TEAM

### Fewest Total Yards Allowed

1. 219 SMU vs. Stephen F. Austin (9/2/17)
2. 225 Arkansas at Auburn (9/22/18)
3. 240 SMU vs. North Texas (9/12/15)
4. 260 Arkansas vs. Tulsa (10/20/18)
5. 280 SMU vs. Liberty (9/17/16)
6. 303 SMU vs. Houston (10/22/16)
7. 328 SMU vs. Tulane (11/21/15)
8. 352 SMU at South Florida (10/24/15)
9. 357 Arkansas vs. Eastern Illinois (9/2/18)
- SMU vs. Louisiana Tech (12/20/17)

### Fewest Rushing Yards Allowed

1. 40 Arkansas at Colorado State (9/8/18)
2. 62 SMU vs. Houston (10/22/16)
3. 69 SMU vs. North Texas (9/9/17)
4. 75 SMU vs. Stephen F. Austin (9/2/17)
5. 83 SMU at North Texas (9/3/16)
6. 91 Arkansas at Auburn (9/22/18)
7. 97 SMU vs. Liberty (9/17/16)
8. 112 SMU vs. North Texas (9/12/15)
9. 127 Arkansas vs. Eastern Illinois (9/2/18)
10. 133 Arkansas vs. Tulsa (10/20/18)

### Fewest Passing Yards Allowed

1. 0 SMU at Navy (11/11/17)
2. 81 SMU at Navy (11/14/15)
3. 97 SMU at South Florida (10/24/15)
4. 104 SMU vs. Navy (11/23/16)
5. 124 SMU at Temple (10/1/16)
6. 127 Arkansas vs. Tulsa (10/20/18)
7. 128 SMU vs. North Texas (9/12/15)
- SMU vs. Tulane (11/21/15)
9. 134 Arkansas at Auburn (9/22/18)
10. 144 SMU vs. Stephen F. Austin (9/2/17)

### Fewest First Downs Allowed

1. 13 Arkansas at Auburn (9/22/18)
- SMU vs. Houston (10/22/16)
3. 15 Arkansas vs. Tulsa (10/20/18)
- SMU vs. Stephen F. Austin (9/2/17)
- SMU at South Florida (10/24/15)
6. 16 SMU vs. Liberty (9/17/16)
- SMU vs. South Florida (11/19/16)
8. 17 (4x) last Arkansas at Missouri (11/23/18)

### Fewest Points Allowed

1. 0 Arkansas vs. Tulsa (10/20/18)
3. 13 SMU vs. North Texas (9/12/15)
4. 14 SMU vs. Stephen F. Austin (9/2/17)
- SMU vs. Liberty (9/17/16)
6. 16 SMU vs. Houston (10/22/16)
7. 21 (3x) last SMU vs. Arkansas State (9/23/17)

### Sacks

1. 8 SMU vs. UCONN (9/30/17)
2. 7 SMU vs. Houston (10/22/16)
3. 6 Arkansas vs. Tulsa (10/20/18)
4. 5 SMU at North Texas (9/3/16)
- SMU vs. North Texas (9/9/17)
6. 4 Arkansas at Auburn (9/22/18)
- SMU at Tulsa (10/7/16)
8. 3 (6x) last Arkansas vs. Texas A&M (9/29/18)

### Tackles For Loss

1. 13 SMU vs. UCONN (9/30/17)
2. 11 SMU at South Florida (10/24/15)
3. 10 SMU at Houston (10/22/16)
- SMU vs. Memphis (11/5/16)
5. 9 Arkansas at Auburn (9/22/18)
- SMU at TCU (9/16/17)
7. 8 (5x) last Arkansas vs. Tulsa (10/20/18)

### Turnovers Forced

1. 5 Arkansas vs. Eastern Illinois (9/2/18)
- SMU at East Carolina (11/12/16)
3. 4 SMU vs. North Texas (9/12/15)
- SMU vs. Liberty (9/17/16)
5. 3 (7x) last SMU vs. Central Florida (11/4/17)

# GAME 1: PORTLAND STATE

## OFFENSE: INDIVIDUAL

### Pass Completions

41 Ben Hicks vs. Houston (10/7/17)

### Pass Attempts

58 Ben Hicks vs. Houston (10/7/17)

### Pass Completion % (Min. 10 attempts)

75.0 Ty Storey vs. Ole Miss (10/13/18)

### Passing Yards

397 Ben Hicks vs. Houston (10/7/17)

### Passing Touchdowns

4 Ben Hicks vs. Tulane (11/25/17)  
Ben Hicks vs. Memphis (11/18/17)  
Ben Hicks vs. Navy (11/11/17)  
Ben Hicks vs. UConn (9/30/17)  
Ben Hicks vs. North Texas (9/9/17)

### Passing Interceptions

4 Cole Kelley vs. North Texas (9/15/18)

### Passer Rating (Min. 10 attempts)

257.8 Ty Storey vs. Eastern Illinois (9/1/18)

### Rush Attempts

29 Braeden West vs. South Florida (11/19/16)

### Rushing Yards

220 Braeden West vs. Liberty (9/17/16)

### Rushing Touchdowns

3 Xavier Jones at Tulane (11/21/15)

### Receptions

17 Trey Quinn at Cincinnati (10/21/17)  
Trey Quinn at Houston (10/7/17)

### Receiving Yards

252 Courtland Sutton vs. South Florida (11/19/16)

### Receiving Touchdowns

3 Courtland Sutton at North Texas (9/3/17)

### Total Touchdowns

4 Courtland Sutton vs. North Texas (9/9/17)

## DEFENSE: INDIVIDUAL

### Solo Tackles

12 De'Jon Harris vs. Texas A&M (9/29/18)  
Mikial Onu vs. Tulsa (10/27/17)  
Jonathan Yenga vs. James Madison (9/26/15)

### Total Tackles

16 De'Jon Harris vs. Texas A&M (9/29/18)

### Tackles For Loss

4 Justin Lawler vs. Memphis (11/5/17)  
Kyrin Mitchell vs. UConn (9/30/17)  
Justin Lawler vs. UConn (9/30/17)  
Justin Lawler at North Texas (9/3/16)

### Sacks

4.0 Justin Lawler vs. UConn (9/30/17)

### Interceptions

2 Dre Greenlaw vs. Texas A&M (9/29/18)  
Horace Richardson at East Carolina (11/12/16)  
Jordan Wyatt vs. Liberty (9/17/16)  
Horace Richardson at North Texas (9/3/16)

### Pick Sixes

2 Horace Richardson at East Carolina (11/12/16)

### Fumbles Recovered

2 Chevin Calloway vs. Eastern Illinois (9/1/18)

### Scoop and Scores

1 Jordan Wyatt vs. Stephen F. Austin (9/2/17)

### Fumbles Forced

2 McTelvin Agim vs. Colorado State (9/8/18)  
Andrew McCleneghen vs. North Texas (9/12/15)

## SPECIAL TEAMS: INDIVIDUAL

### Extra Points Made

7 Connor Limpert vs. Eastern Illinois (9/1/18)  
Josh Williams vs. UConn (9/30/17)  
Josh Williams vs. North Texas (9/9/17)  
Josh Williams vs. Stephen F. Austin (9/2/17)  
Chad Hedlund vs. Tulane (11/12/15)

### Field Goals Made

4 Connor Limpert vs. Ole Miss (10/13/18)  
Josh Williams at Tulsa (10/7/16)

### Points Kicking

16 Josh Williams at Tulsa (10/7/16)

### Punt Yards

406 Jamie Sackville at Tulsa (10/7/16)

### Yards Per Punt

50 Jamie Sackville at Houston (10/7/17)

### Kick Return Yards

180 Braeden West vs. Temple (11/6/15)

### Punt Return Yards

45 Deon Stewart at Colorado State (9/8/18)

### Kick Return Touchdown

1 Braeden West vs. Temple (11/6/15)



# GAME 1: PORTLAND STATE

## 300-YARD PASSING GAMES

Total: 9

397 Ben Hicks at Houston (10/7/17)  
 380 Ben Hicks vs. South Florida (11/19/16)  
 375 Ben Hicks vs. Tulane (11/25/17)  
 338 Ben Hicks vs. Tulsa (10/27/17)  
 334 Matt Davis at TCU (9/19/15)  
 331 Ben Hicks vs. Navy (11/26/16)  
 312 Ben Hicks vs. North Texas (9/9/17)  
 305 Ben Hicks at TCU (9/16/17)  
 302 Ben Hicks at Tulane (10/29/16)

## 100-YARD RUSHING GAMES

Total: 22

220 Braeden West vs. Liberty (9/17/16)  
 177 Xavier Jones at Memphis (11/18/17)  
**165 Devwah Whaley at Colorado State (9/8/18)**  
 156 Matt Davis vs. Tulane (11/21/15)  
 146 Xavier Jones vs. Arkansas State (9/23/17)  
 126 Braeden West at Tulsa (10/7/16)  
 125 Matt Davis vs. North Texas (9/12/15)  
 120 Braeden West vs. South Florida (11/19/16)  
 119 Braeden West at Tulane (10/29/16)  
 117 Xavier Jones at North Texas (9/3/16)  
 117 Xavier Jones vs. Tulane (11/21/15)  
 115 Braeden West vs. Houston (10/22/16)  
 115 Matt Davis vs. Baylor (9/4/15)  
**113 Rakeem Boyd vs. Vanderbilt (10/27/18)**  
 111 Ke'Mon Freeman at East Carolina (11/12/16)  
 111 Xavier Jones at Navy (11/11/17)  
 110 Matt Davis at North Texas (9/3/16)  
**109 Rakeem Boyd vs. Ole Miss (10/13/18)**  
 104 Braeden West at East Carolina (11/12/16)  
**102 Rakeem Boyd vs. Alabama (10/6/18)**  
 102 Matt Davis vs. Temple (11/6/15)  
 100 Xavier Jones at Houston (10/7/17)

## MULTIPLE 100-YARD RUSHERS

Total: 3 (Order by date)

111 Ke'Mon Freeman at East Carolina (11/12/16)  
 104 Braeden West  
 117 Xavier Jones at North Texas (9/3/16)  
 110 Matt Davis  
 156 Matt Davis vs. Tulane (11/21/15)  
 117 Xavier Jones

## 100-YARD RECEIVING GAMES

Total: 25

252 Courtland Sutton vs. South Florida (11/19/16)  
 186 Trey Quinn at Cincinnati (10/21/17)  
 173 James Proche vs. UCF (11/4/17)  
 166 Courtland Sutton at East Carolina (11/12/16)  
 165 Courtland Sutton vs. Tulsa (10/31/15)  
 164 James Proche at Tulane (10/29/16)  
 163 Courtland Sutton vs. North Texas (9/9/17)  
 162 Courtland Sutton at North Texas (9/3/16)  
 160 Courtland Sutton at Houston (10/7/17)  
 156 Trey Quinn at Houston (10/7/17)  
 139 Trey Quinn vs. Tulane (11/25/17)  
 137 Courtland Sutton vs. James Madison (9/26/15)  
 136 Courtland Sutton vs. Tulsa (10/27/17)  
**132 Jordan Jones vs. Eastern Illinois (9/2/18)**  
 131 James Proche vs. Arkansas State (9/23/17)  
 123 Courtland Sutton at Navy (11/11/17)  
 123 James Proche vs. Tulsa (10/27/17)  
 116 Trey Quinn vs. UConn (9/30/17)  
 116 Trey Quinn at TCU (9/16/17)  
 115 Courtland Sutton at TCU (9/19/15)  
 113 Courtland Sutton vs. TCU (9/23/16)  
 112 Courtland Sutton vs. UConn (9/30/17)  
 112 Courtland Sutton at Baylor (9/10/16)  
 107 Courtland Sutton vs. Tulane (11/25/17)  
 101 Trey Quinn vs. Tulsa (10/27/17)

## MULTIPLE 100-YARD RECEIVERS

Total: 4 (Order by date)

139, Trey Quinn vs. Tulane (11/25/17)  
 107, Courtland Sutton  
 136, Courtland Sutton vs. Tulsa (10/27/17)  
 123, James Proche  
 101, Trey Quinn  
 160, Courtland Sutton at Houston (10/7/17)  
 156, Trey Quinn  
 116, Trey Quinn vs. UConn (9/30/17)  
 112, Courtland Sutton

## 100-YARD RUSHER & RECEIVER

Total: 6

111, Xavier Jones (rush) at Navy (11/11/17)  
 123, Courtland Sutton (rec)  
 146, Xavier Jones (rush) vs. Arkansas State (9/23/17)  
 131, James Proche (rec)  
 120, Braeden West (rush) vs. South Florida (11/19/16)  
 252, Courtland Sutton (rec)  
 111, Ke'Mon Freeman (rush) at East Carolina (11/12/16)  
 104, Braeden West (rush)  
 166, Courtland Sutton (rec)  
 119, Braeden West (rush) at Tulane (10/29/16)  
 164, James Proche (rec)  
 117, Xavier Jones (rush) at North Texas (9/3/16)  
 110, Matt Davis (rush)  
 162, Courtland Sutton (rec)

## 300-YARD PASSER / 100-YARD RUSHER

Total: 3

397, Ben Hicks (pass) at Houston (10/7/17)  
 160, Courtland Sutton (rush)  
 156, Trey Quinn (rush)  
 380, Ben Hicks (pass) vs. South Florida (11/19/16)  
 120, Braeden West (rush)  
 302, Ben Hicks at Tulane (10/29/16)  
 119, Braeden West (rush)

## 300 / 100 / 100

Total: 2

380, Ben Hicks (pass) vs. South Florida (11/19/16)  
 120, Braeden West (rush)  
 252, Courtland Sutton (rec)  
 302, Ben Hicks at Tulane (10/29/16)  
 119, Braeden West (rush)  
 164, James Proche (rec)

DEPTH CHART

OFFENSE

<b>WR (2)</b>	<b>8</b>	<b>Mike Woods</b>	<b>So. // 6-1 // 203</b>
	1	De'Vion Warren	Jr. // 5-10 // 188
<b>TE (3)</b>	<b>85</b>	<b>Cheyenne O'Grady</b>	<b>Sr. // 6-4 // 256</b>
	89	Grayson Gunter	Jr. // 6-4 // 243
	14	Chase Harrell	Sr. // 6-4 // 249
<b>LT</b>	<b>74</b>	<b>Colton Jackson</b>	<b>Sr. // 6-5 // 298</b>
	76	Myron Cunningham	Jr. // 6-6 // 290
<b>LG</b>	<b>54</b>	<b>Austin Capps</b>	<b>Sr. // 6-4 // 304</b>
	57	Shane Clenin	So. // 6-6 // 302
<b>C</b>	<b>66</b>	<b>Ty Clary</b>	<b>Jr. // 6-4 // 285</b>
	55	Beaux Limmer	Fr. // 6-5 // 293
<b>RG</b>	<b>76</b>	<b>Myron Cunningham</b>	<b>Jr. // 6-6 // 290</b>
	51	Ricky Stromberg	Fr. // 6-4 // 266
<b>RT</b>	<b>78</b>	<b>Dalton Wagner</b>	<b>So. // 6-9 // 302</b>
	71	Ryan Winkel	R-Fr. // 6-6 // 285
<b>QB</b>	<b>6</b>	<b>Ben Hicks</b>	<b>Sr. // 6-1 // 217</b>
	17	Nick Starkel	Jr. // 6-3 // 214
	9	John Stephen Jones	R-Fr. // 5-11 // 199
<b>RB (4)</b>	<b>5</b>	<b>Rakeem Boyd</b>	<b>Jr. // 6-0 // 213</b>
	21	Devwah Whaley	Sr. // 5-11 // 212
	2	Chase Hayden	Jr. // 5-10 // 205
<b>WR (5)</b>	<b>16</b>	<b>Treyton Burks</b>	<b>Fr. // 6-3 // 223</b>
	3	Koilan Jackson	So. // 6-2 // 211
	19	Tyson Morris	So. // 6-1 // 200
<b>WR (9)</b>	<b>7</b>	<b>Trey Knox</b>	<b>Fr. // 6-5 // 205</b>
	15	T.Q. Jackson	Fr. // 6-4 // 197

DEFENSE

<b>DE</b>	<b>5</b>	<b>Dorian Gerald</b>	<b>Sr. // 6-3 // 261</b>
	86	Jamarion Bell	Sr. // 6-5 // 265
<b>DT</b>	<b>3</b>	<b>McTelvin Agim</b>	<b>Sr. // 6-3 // 300</b>
	93	Isaiah Nichols	R-Fr. // 6-3 // 277
<b>DT</b>	<b>52</b>	<b>TJ Smith</b>	<b>Sr. // 6-3 // 293</b>
	42	Jonathan Marshall	Jr. // 6-3 // 299
<b>DE</b>	<b>6</b>	<b>Gabe Richardson</b>	<b>Sr. // 6-3 // 240</b>
	11	Mataio Soli	Fr. // 6-4 // 239
<b>SAM</b>	<b>27</b>	<b>Hayden Henry</b>	<b>Jr. // 6-2 // 226</b>
	22	Deon Edwards	Jr. // 6-1 // 220
<b>MIKE</b>	<b>8</b>	<b>De'Jon Harris</b>	<b>Sr. // 6-0 // 245</b>
	31	Grant Morgan	Jr. // 5-11 // 229
<b>WILL</b>	<b>10</b>	<b>Bumper Pool</b>	<b>So. // 6-2 // 228</b>
	36	D'Vone McClure	Jr. // 6-2 // 219
<b>CB</b>	<b>21</b>	<b>Montaric Brown</b>	<b>So. // 6-0 // 187</b>
	14	Britto Tutt	Sr. // 6-1 // 176
-OR-	23	Devin Bush	Fr. // 6-0 // 203
<b>SS</b>	<b>2</b>	<b>Kamren Curl</b>	<b>Jr. // 6-2 // 198</b>
	18	Myles Mason	So. // 6-2 // 203
<b>FS</b>	<b>7</b>	<b>Joe Foucha</b>	<b>So. // 5-11 // 198</b>
	37	Brenden Young	Sr. // 6-1 // 202
-OR-	1	Jalen Catalon	Fr. // 5-10 // 196
<b>CB</b>	<b>4</b>	<b>Jarques McClellion</b>	<b>So. // 6-0 // 175</b>
	24	LaDarius Bishop	R-Fr. // 6-0 // 193
<b>NB</b>	<b>9</b>	<b>Greg Brooks Jr.</b>	<b>Fr. // 5-11 // 179</b>
	26	Micahh Smith	Jr. // 6-0 // 201

SPECIAL TEAMS

<b>K</b>	<b>19</b>	<b>Connor Limpert</b>	<b>Jr. // 6-1 // 175</b>
	80	Matthew Phillips	So. // 5-10 // 180
<b>P</b>	<b>28</b>	<b>Reid Bauer</b>	<b>So. // 5-11 // 198</b>
-OR-	<b>42</b>	<b>Sam Loy</b>	<b>Jr. // 6-1 // 195</b>
<b>LS</b>	<b>48</b>	<b>Jordan Silver</b>	<b>So. // 6-1 // 217</b>
<b>H</b>	<b>18</b>	<b>Jack Lindsey</b>	<b>Jr. // 6-2 // 204</b>
<b>KR</b>	<b>1</b>	<b>De'Vion Warren</b>	<b>Jr. // 5-10 // 188</b>
	5	Rakeem Boyd	Jr. // 6-0 // 213
<b>PR</b>	<b>16</b>	<b>Treyton Burks</b>	<b>Fr. // 6-3 // 223</b>
	21	Montaric Brown	So. // 6-0 // 187
-OR-	1	Jalen Catalon	Fr. // 5-10 // 196

# GAME 1: PORTLAND STATE

## GAME-BY-GAME OFFENSIVE STARTERS

Opponent	LT	LG	C	RG	RT	TE	TE/WR/FB	QB	RB	WR	WR
Eastern Illinois	Clenin	Adcock	Froholdt	Gibson	Wallace	Cantrell	Pettway	Kelley	Whaley	Cornelius	Nance
at Colorado State	Gatlin	Clary	Froholdt	Gibson	Wallace	Cantrell	Gunter (TE)	Storey	Whaley	Pettway	Nance
North Texas	Gatlin	Clary	Froholdt	Gibson	Wallace	Cantrell	Patton (TE)	Kelley	Whaley	Pettway	Nance
at Auburn	Jackson	Froholdt	Clary	Gibson	Wallace	Cantrell	Cornelius (WR)	Storey	Whaley	Pettway	Nance
vs. Texas A&M	Jackson	Froholdt	Clary	Gibson	Wallace	Cantrell	O'Grady (TE)	Storey	Boyd	Woods	Stewart
Alabama	Jackson	Froholdt	Clary	Gibson	Wallace	Cantrell	O'Grady (TE)	Storey	Boyd	Woods	Stewart
Ole Miss	Jackson	Froholdt	Clary	Gibson	Wallace	O'Grady	Cornelius (WR)	Storey	Boyd	Woods	Stewart
Tulsa	Wagner	Froholdt	Clary	Gibson	Wallace	Cantrell	Cornelius (WR)	Noland	Boyd	Woods	Stewart
Vanderbilt	Jackson	Froholdt	Clary	Gibson	Wallace	O'Grady	Gunter (TE)	Storey	Boyd	Woods	Stewart
LSU	Jackson	Froholdt	Clary	Gibson	Wallace	Cantrell	Cornelius (WR)	Storey	Boyd	Woods	Stewart
at Mississippi State	Jackson	Froholdt	Clary	Gibson	Wallace	O'Grady	Cornelius (WR)	Storey	Boyd	Pettway	Stewart
at Missouri	Jackson	Froholdt	Clary	Gibson	Wallace	Cantrell	Cornelius (WR)	Storey	Boyd	Woods	Stewart

## GAME-BY-GAME DEFENSIVE STARTERS

Opponent	DE	DT	DT	DE	SAM	MIKE	WILL	CB	SS	FS	CB	NB
Eastern Illinois	Taylor	Agim	TJ Smith	G. Richardson	--	Harris	Greenlaw	Pulley	Curl	Ramirez	Calloway	McClure
at Colorado State	Agim	Watts	TJ Smith	G. Richardson	--	Harris	Pool	Pulley	Curl	Ramirez	Calloway	McClure
North Texas	Agim	Watts	TJ Smith	Ramsey	--	Harris	Pool	Pulley	Curl	Ramirez	Tutt	McClure
at Auburn	Agim	Watts	TJ Smith	Ramsey	--	Harris	Greenlaw	Pulley	Curl	Ramirez	McClellion	Munson
vs. Texas A&M	Agim	Watts	TJ Smith	Ramsey	Henry	Harris	Greenlaw	Pulley	Curl	Ramirez	McClellion	--
Alabama	Agim	Watts	TJ Smith	Ramsey	--	Harris	Greenlaw	Pulley	Curl	Ramirez	McClellion	Richardson
Ole Miss	Agim	Watts	TJ Smith	Ramsey	--	Harris	Greenlaw	Pulley	Curl	Ramirez	McClellion	Richardson
Tulsa	Agim	Watts	TJ Smith	Ramsey	--	Harris	Greenlaw	Brown	Curl	Ramirez	McClellion	McClure
Vanderbilt	Agim	Watts	TJ Smith	Ramsey	--	Harris	Pool	Brown	Curl	Ramirez	McClellion	McClure
LSU	Agim	Watts	TJ Smith	Ramsey	--	Harris	Greenlaw	Pulley	Curl	Ramirez	McClellion	Richardson
at Mississippi State	Gerald	Watts	Agim	Ramsey	--	Harris	Greenlaw	Pulley	Curl	Ramirez	McClellion	McClure
at Missouri	Gerald	Watts	Agim	Ramsey	--	Harris	Pool	Brown	Ramirez	Foucha	McClellion	Richardson

## CAREER STARTS

OFFENSE	2018	2017	2016	2015	TOT	CONS	DEFENSE	2018	2017	2016	2015	TOT	CONS
Hjalte Froholdt, OL, Sr.	12	12	13	-	37	37	Dre Greenlaw, LB, Sr.	8	12	7	11	38	-
Johnny Gibson, OL, Sr.	12	12	5	-	29	27	Santos Ramirez, DB, Sr.	12	12	7	3	34	24
Brian Wallace, OL, Sr.	12	7	10	-	29	19	McTelvin Agim, DL, Jr.	12	11	5	-	28	16
Austin Cantrell, TE, Jr.	9	10	5	-	25	3	De'Jon Harris, LB, Jr.	12	12	-	-	24	24
Colton Jackson, OL, Jr.	8	10	3	-	21	4	Ryan Pulley, DB, Jr.	9	1	12	1	23	-
Jared Cornelius, WR, Sr.	7	2	4	6	19	3	T.J. Smith, DL, Sr.	10	12	-	-	22	-
Devwah Whaley, RB, Jr.	4	10	-	-	14	-	Kamren Curl, DB, So.	11	11	-	-	22	-
Ty Clary, OL, So.	11	4	-	-	15	11	Randy Ramsey, LB, Sr.	10	8	3	-	21	10
Deon Stewart, WR, Jr.	8	5	-	-	13	8	Kevin Richardson, DB, Sr.	4	9	1	5	19	1
Ty Storey, QB, Jr.	8	-	-	-	9	4	Armon Watts, DL, Sr.	11	-	-	-	11	11
Rakeem Boyd, RB, So.	8	-	-	-	8	8	Jarques McClellion, DB, R-Fr.	8	-	-	-	8	8
Kendrick Jackson, FB, Sr.	-	5	2	1	8	-	D'Vone McClure, NB, So.	7	-	-	-	7	1
La'Michael Pettway, WR, Jr.	4	3	-	-	8	-	Bumper Pool, LB, Fr.	4	-	-	-	4	1
Mike Woods, WR, Fr.	7	-	-	-	7	1	Montaric Brown, DB, R-Fr.	3	-	-	-	3	1
Hayden Johnson, FB/TE, Jr.	-	-	7	-	7	-	Dorian Gerald, DL, Jr.	2	-	-	-	2	2
Jeremy Patton, TE, Sr.	1	6	-	-	7	-	Gabe Richardson, DL, Jr.	2	-	-	-	2	-
Jordan Jones, WR, So.	-	6	-	-	6	-	Hayden Henry, LB, So.	1	-	-	-	1	-
Cole Kelley, QB, So.	2	4	-	-	6	-	Derrick Munson, DB, So.	1	-	-	-	1	-
Cheyenne O'Grady, TE, Jr.	5	1	-	-	6	-	Michael Taylor, DL, Sr.	1	-	-	-	1	-
Noah Gatlin, OL, Fr.	2	-	-	-	2	-	Britto Tutt, DB, Jr.	1	-	-	-	1	-
Grayson Gunter, TE, So.	2	-	-	-	2	-	Joe Foucha, DB, Fr.	1	-	-	-	1	1
Kirby Adcock, OL, R-Fr.	1	-	-	-	1	-							
Shane Clenin, OL, R-Fr.	1	-	-	-	1	-							
Connor Noland, QB, Fr.	1	-	-	-	1	-							
Dalton Wagner, OL, F-Fr.	1	-	-	-	1	-							

## EXPERIENCE ANALYSIS

The chart below shows Arkansas' offensive and defensive starting lineups over the last five years with numbers representing total starts by classes and percentages of total starts for the entire season.

Season	G	SR	JR	SO	FR	UpperCI%
2018	12 (2-10)	103 (39.2%)	86 (32.7%)	44 (16.7%)	30 (11.4%)	189 (71.2%)
2017	12 (4-8)	66 (25.0%)	108 (40.1%)	65 (24.6%)	25 (9.5%)	174 (65.9%)
2016	13 (7-6)	114 (39.9%)	82 (28.7%)	70 (24.5%)	20 (6.9%)	196 (68.5%)
2015	13 (8-5)	67 (23.4%)	143 (50.0%)	58 (20.3%)	18 (6.3%)	210 (73.4%)
2014	13 (7-6)	92 (32.2%)	72 (25.2%)	89 (31.1%)	33 (11.5%)	164 (57.3%)
2013	12 (3-9)	107 (40.5%)	59 (22.3%)	57 (21.6%)	41 (15.5%)	166 (66.7%)



# GAME 1: PORTLAND STATE

## GAME-BY-GAME BREAKDOWN

GAME	FINAL	SCORE BY QUARTER					FIRST DOWNS				RUSHING			PASSING			OFFENSE		PUNTING	FUMBLES	PENALTY	THIRD	TOTAL
	SCORE	1	2	3	4	OT	RU	PA	PN	TOT	ATT	YDS	TD	C-A-I	YDS	TD	ATT	YDS	NO-AVG	NO-LOST	NO-YDS	DOWNS	TOP
E. Illinois	20	0	6	7	7	-	8	11	2	21	41	127	0	27-40-0	230	3	81	357	4-40.8	6-5	6-30	6/18	30:50
Arkansas	55	10	28	10	7	-	5	13	0	18	37	80	2	21-29-0	353	4	66	433	5-29.4	0-0	4-40	7/15	27:31
Arkansas	27	7	6	14	0	-	16	5	3	24	53	299	1	11-22-2	144	2	75	443	5-38.2	0-0	6-60	5/15	32:27
Colorado St.	34	3	6	8	17	-	5	14	2	21	23	40	1	32-50-1	389	2	73	429	5-56.8	3-1	6-54	6/15	27:33
North Texas	44	17	17	3	7	-	3	11	4	18	29	95	2	24-46-0	281	1	75	376	9-42.4	2-1	9-102	3/16	30:04
Arkansas	17	0	10	0	7	-	4	12	4	20	32	126	2	20-45-6	210	0	77	336	9-34.2	0-0	10-70	4/16	29:56
Arkansas	3	0	0	3	0	-	6	5	2	13	38	149	0	13-32-1	141	0	70	290	9-33.8	2-1	8-57	3/17	32:29
Auburn	34	10	7	7	10	-	6	6	1	13	36	91	3	15-22-0	134	0	58	225	5-47.2	0-0	7-40	4/13	27:31
Arkansas	17	0	7	3	7	-	3	8	0	11	26	55	1	14-27-1	193	1	53	248	8-43.2	1-0	6-71	3/12	23:04
Texas A&M	24	14	3	0	7	-	11	10	3	24	46	176	2	17-26-2	201	0	72	377	4-48.8	0-0	7-44	2/10	36:56
Alabama	65	21	20	7	17	-	11	13	0	24	41	246	4	14-18-0	393	4	59	639	0-0.0	1-0	5-31	3/6	27:04
Arkansas	31	7	7	3	14	-	7	12	3	22	31	172	1	26-40-1	233	3	71	405	3-37.7	3-2	2-20	6/12	32:56
Ole Miss	37	3	14	7	13	-	15	15	2	32	38	224	3	26-35-1	387	2	73	611	1-35.0	1-0	4-50	6-10	24:42
Arkansas	33	17	10	6	0	-	17	7	3	27	48	300	1	15-22-1	177	2	70	477	2-47.5	1-0	5-65	2-9	35:18
Tulsa	0	0	0	0	0	-	9	5	1	15	40	133	0	8-25-1	127	0	65	260	6-40.8	2-1	4-43	4-15	24:34
Arkansas	23	0	10	10	3	-	12	6	2	20	53	196	1	11-19-1	131	1	72	327	4-34.8	3-1	3-40	6-16	35:26
Vanderbilt	45	7	14	3	21	-	15	8	2	25	49	250	4	13-19-0	192	2	68	442	4-46.2	0-0	7-60	6-10	35:32
Arkansas	31	7	7	3	14	-	8	12	1	21	29	207	2	23-36-2	240	2	65	447	4-43.5	0-0	6-46	6-12	24:28
LSU	24	7	7	10	0	-	9	9	2	20	48	164	2	15-21-0	195	1	69	359	7-40.3	3-1	7-69	5-14	35:47
Arkansas	17	0	3	0	14	-	2	9	3	14	19	16	0	19-39-1	200	2	58	216	8-39.1	1-1	6-60	2-12	24:13
Arkansas	6	0	3	3	0	-	10	6	1	17	35	69	0	19-35-1	150	0	70	219	3-37.3	3-2	9-85	5-17	27:39
Miss. State	52	3	14	21	14	-	16	9	4	29	47	287	2	12-18-0	188	5	65	475	1-40.0	2-1	7-60	7-10	32:21
Arkansas	0	0	0	0	0	-	5	6	1	12	39	52	0	10-25-1	135	0	64	187	8-38.4	4-1	4-18	3-16	31:12
Missouri	38	7	21	10	0	-	8	8	1	17	42	181	2	17-27-0	227	2	69	408	6-38.5	1-1	5-49	8-17	28:48

# GAME 1: PORTLAND STATE

## ARKANSAS INDIVIDUAL SEASON-HIGHS

Rush Attempts	26	Devwah Whaley, 9/8 at Colorado State
Yards Rushing	165	Devwah Whaley, 9/8 at Colorado State
TD Rushes	1 (11x)	Boyd, Hayden, 10/27 vs. Vanderbilt
Long Rush	69	Rakeem Boyd, 10/13 vs. Ole Miss
Pass Attempts	39	Ty Storey, 10/6 vs. Alabama
Pass Completions	25	Ty Storey, 10/6 vs. Alabama
Yards Passing	261	Ty Storey, 9/1 vs. E. Illinois
TD Passes	3	Ty Storey, 9/1 vs. E. Illinois
Long Pass	64	Cole Kelley, 9/8 at Colorado State
Receptions	7	Cheyenne O'Grady, 10/6 vs. Alabama
Yards Receiving	132	Jordan Jones, 9/1 vs. E. Illinois
TD Receptions	2 (2x)	last Cheyenne O'Grady, 10/6 vs. Alabama
Long Reception	64	TJ Hammonds, 9/8 at Colorado State
Field Goals	4	last Connor Limpert, 10/13 vs. Ole Miss
Long Field Goal	55	Connor Limpert, 10/27 vs. Vanderbilt
Punts	8	Reid Bauer, 2x, 11/23 at Missouri
Punting Avg.	47.5	Reid Bauer, 10/13 vs. Ole Miss
Long Punt	64	Reid Bauer, 10/13 vs. Ole Miss
Punts Inside 20	4	Reid Bauer, 10/20 vs. Tulsa
Long Punt Return	45	Deon Stewart, 9/8 at Colorado State
Long Kickoff Return	78	De'Vion Warren, 10/6 vs. Alabama
Tackles	16	De'Jon Harris, 9/15 vs. North Texas
Sacks	2.0	McTelvin Agim, 10/20 vs. Tulsa
Tackles For Loss	3.5	McTelvin Agim, 10/20 vs. Tulsa
Interceptions	2	Dre Greenlaw, 9/29 vs. Texas A&M

## ARKANSAS TEAM GAME-HIGHS

Rushes	53 (2x)	last 10/20 vs. Tulsa
Yards Rushing	300	10/13 vs. Ole Miss
Yards Per Rush	7.1	10/27 vs. Vanderbilt
TD Rushes	2	9/1 vs. E. Illinois
Pass Attempts	45	9/15 vs. North Texas
Pass Completions	26	10/6 vs. Alabama
Yards Passing	353	9/1 vs. E. Illinois
Yards Per Pass Comp.	16.8	9/1 vs. E. Illinois
TD Passes	4	9/1 vs. E. Illinois
Total Plays	77	9/15 vs. North Texas
Total Offense	477	10/13 vs. Ole Miss
Yards Per Play	6.9	10/27 vs. Vanderbilt
Points	55	9/1 vs. E. Illinois
Sacks By	6	10/20 vs. Tulsa
First Downs	27	10/13 vs. Ole Miss
Penalties	10	9/15 vs. North Texas
Penalty Yards	85	11/17 at Mississippi State
Turnovers	6	9/15 vs. North Texas
Interceptions By	2	9/29 vs. Texas A&M
Punts	9	9/15 vs. North Texas
Punting Avg	47.5	10/13 vs. Ole Miss
Long Punt	64	10/13 vs. Ole Miss
Punts inside 20	4	10/20 vs. Tulsa

## ARKANSAS' LONGEST PLAYS

Rush	69	Rakeem Boyd, 10/13 vs. Ole Miss
Pass	64	C. Kelley to TJ Hammonds, 9/8 at CSU
Field Goal	54	Connor Limpert, 9/15 vs. North Texas
Punt	64	Reid Bauer, 10/13 vs. Ole Miss
Punt Return	45	Deon Stewart, 9/8 at Colorado State
Kickoff Return	78	De'Vion Warren, 10/6 vs. Alabama
Interception Return	5	Dre Greenlaw, 9/29 vs. Texas A&M
Fumble Return	60	Bumper Pool, 9/1 vs. E. Illinois

## OPPONENT INDIVIDUAL SEASON-HIGHS

Rush Attempts	29 (2x)	Larry Rountree, 11/23 at Missouri
Yards Rushing	172	Ke'Shawn Vaughn, 10/27 vs. Vanderbilt
TD Rushes	3	Ke'Shawn Vaughn, 10/27 vs. Vanderbilt
Long Rush	63	Ke'Shawn Vaughn, 10/27 vs. Vanderbilt
Pass Attempts	47	KJ Carta-Samuels, 9/8 at Colorado State
Pass completions	32	KJ Carta-Samuels, 9/8 at Colorado State
Yards Passing	389	KJ Carta-Samuels, 9/8 at Colorado State
TD Passes	4	Tua Tagovailoa, 10/6 vs. Alabama
Long Pass	76	Tua Tagovailoa, 10/6 vs. Alabama
Receptions	12	Preston Williams, 9/8 at Colorado State
Yards Receiving	154	Preston Williams, 9/8 at Colorado State
TD Receptions	3	A. Hollins, 9/1 vs. E. Illinois
Long Reception	76	Irv Smith Jr., 10/6 vs. Alabama
Field Goals	4	Wyatt Bryan, 9/8 at Colorado State
Long Field Goal	55	Wyatt Bryan, 9/8 at Colorado State
Punts	9	A. Kenworthy, 9/15 vs. North Texas
Punting Avg.	56.8	R. Stonehouse, 9/8 at Colorado State
Long Punt	70	Ryan Stonehouse, 9/8 at Colorado State
Punts Inside 20	5	A. Kenworthy, 9/15 vs. North Texas
Long Punt Return	90	Keegan Brewer, 9/15 vs. North Texas
Long Kickoff Return	100	Jashaun Corbin, 9/29 vs. Texas A&M
Tackles	14	Zaven Collins, 10/20 vs. Tulsa
Sacks	3.0	Jordan Elliott, 11/23 at Missouri
Tackles for Loss	4.0	Jordan Elliott, 11/23 at Missouri
Interceptions	2 (2x)	Brooks, Muhammad, 9/15 vs. North Texas

## OPPONENT TEAM GAME-HIGHS

Rushes	49	10/27 vs. Vanderbilt
Yards Rushing	287	11/17 at Mississippi State
Yards per Rush	6.1	11/17 at Mississippi State
TD Rushes	4 (2x)	last 10/27 vs. Vanderbilt
Pass Attempts	50	9/8 at Colorado State
Pass Completions	32	9/8 at Colorado State
Yards Passing	393	10/6 vs. Alabama
Yards per Pass Comp.	28.1	10/6 vs. Alabama
TD Passes	5	11/17 at Mississippi State
Total Plays	81	9/1 vs. E. Illinois
Total Offense	639	10/6 vs. Alabama
Yards per Play	10.8	10/6 vs. Alabama
Points	65	10/6 vs. Alabama
Sacks By	5 (4x)	last 11/23 at Missouri
First Downs	32	10/13 vs. Ole Miss
Penalties	9	9/15 vs. North Texas
Penalty Yards	102	9/15 vs. North Texas
Turnovers	5	9/1 vs. E. Illinois
Interceptions By	6	9/15 vs. North Texas
Punts	9	9/15 vs. North Texas
Punting Avg.	56.8	9/8 at Colorado State
Long Punt	70	9/8 at Colorado State
Punts Inside 20	5	9/15 vs. North Texas

## OPPONENT'S LONGEST PLAYS

Rush	63	Ke'Shawn Vaughn, 10/27 vs. Vanderbilt
Pass	76	Tagovailoa to Smith Jr., 10/6 vs. Alabama
Field Goal	55	Wyatt Bryan, 9/8 at Colorado State
Punt	70	R. Stonehouse, 9/8 at Colorado State
Punt Return	90	Keegan Brewer, 9/15 vs. North Texas
Kickoff Return	100	Jashaun Corbin, 9/29 vs. Texas A&M
Interception Return	44	Shyheim Carter, 10/6 vs. Alabama
Fumble Return	6	Johnathan Abram, 11/17 at Miss. State

# GAME 1: PORTLAND STATE

## THE LAST TIME ARKANSAS...

### RUSHING

Had 500+ yards rushing	vs. South Carolina, 2007 (542)
Had 400+ yards rushing	at Texas Tech, 2014 (438)
Had 400+ yards rushing in consecutive games	at Texas Tech, 2014 (438)
	vs. Nicholls, 2014 (495)
Had 300+ yards rushing	vs. Ole Miss, 2018 (300)
Had 300+ yards rushing in consecutive games	at Texas Tech, 2014 (438)
	vs. Nicholls, 2014 (495)
Had 300+ yards rushing in three consecutive games	at Alabama, 2007 (301)
	vs. Kentucky, 2007 (338)
	vs. North Texas, 2007 (446)
Had 300+ yards rushing in four consecutive games	vs. Troy, 2007 (350)
	at Alabama, 2007 (301)
	vs. Kentucky, 2007 (338)
	vs. North Texas, 2007 (446)
Had 250+ yards rushing	vs. Ole Miss, 2018 (300)
Had 200+ yards rushing	vs. Vanderbilt, 2018 (207)
Had 200+ yards in consecutive games	vs. Coastal Carolina, 2017 (259) and at Ole Miss, 2017 (265)
Had 70+ rushing attempts	at Kentucky, 2003 (71)
Had 60+ rushing attempts	at Texas Tech, 2014 (68)
Had 50+ rushing attempts	vs. Tulsa, 2018 (53)
Had 7+ rushing TDs	at Texas Tech, 2014 (7)
Had 6+ rushing TDs	vs. UT Martin, 2015 (6)
Had 6+ rushing TDs in consecutive games	vs. Nicholls, 2014 (6)
	at Texas Tech, 2014 (7)
Had 5+ rushing TDs	at Mississippi State, 2016 (5)
Had 5+ rushing TDs in consecutive games	vs. Nicholls, 2014 (6)
	at Texas Tech, 2014 (7)
Had 4+ rushing TDs	vs. Missouri, 2017 (4)
Had 4+ rushing TDs in consecutive games	vs. UT Martin, 2015 (6) and vs. Auburn, 2015 (4)
Had 3+ rushing TDs	vs. Missouri, 2017 (4)
Had 3+ rushing TDs in consecutive games	vs. Texas A&M, 2017 (3) and vs. New Mexico State, 2017 (3)
Had 3+ rushing TDs in three straight games	at Texas Tech, 2014 (7)
	vs. NIU, 2014 (3)
	vs. Texas A&M, 2014 (3)
Had 2+ players with 100 yards rushing	at Mississippi State, 2016 (Williams III - 205, Whaley - 112)
Had 3+ players with 100 yards rushing	vs. North Texas, 2007 (McFadden - 138, Jones - 132, Barnett - 105)

### PASSING

Had 500+ yards passing	vs. Texas A&M, 2011 (510)
Had 400+ yards passing	vs. Alabama, 2016 (400)
Had 300+ yards passing	vs. Eastern Illinois, 2018 (353)
Had 200+ yards passing	vs. Alabama, 2018 (233)
Had 50+ pass attempts	vs. Toledo, 2015 (53)
Had 40+ pass attempts	vs. Alabama, 2018 (40)
Had 30+ pass attempts	at Mississippi State, 2018 (35)
Had 30+ pass completions	vs. Mississippi State, 2015 (30)
Had 25+ pass completions	vs. Alabama, 2018 (26)
Had 20+ pass completions	vs. Alabama, 2018 (26)
Had fewer than 10 pass completions	vs. TCU, 2017 (9)
Had 7+ passing TDs	vs. Mississippi State, 2015 (7)
Had 6+ passing TDs	vs. Mississippi State, 2015 (7)
Had 5+ passing TDs	vs. Mississippi State, 2015 (7)
Had 4+ passing TDs	vs. Eastern Illinois, 2018 (4)
Had 3+ passing TDs	vs. Alabama, 2018 (3)
Had 4+ passes intercepted	vs. North Texas, 2018 (6)
Had 3+ passes intercepted	vs. North Texas, 2018 (6)

### RECEIVING

Had two players with 100 yards receiving	at Ole Miss, 2015 (Morgan - 122, Reed - 105)
Had 10+ different receivers catch a pass	vs. Alabama, 2018 (10)
Had 9+ different receivers catch a pass	vs. Alabama, 2018 (10)
Had 8+ different receivers catch a pass	vs. LSU, 2018 (8)
Had multiple players catch 7+ passes in a game	vs. Mississippi State, 2015 (2)
	(Morgan - 7 & Henry - 7)

### COMBINATION OFFENSE

Had one 300-yard passer and one 100-yard rusher in a game	at Missouri, 2016
	(Allen - 346 pass & Williams III - 117 rush)
Had one 300-yard passer and one 200-yard rusher in a game	at Mississippi State, 2016
	(Allen - 303 pass & Williams III - 205 rush)
Had one 100-yard receiver and one 100-yard rusher in a game	at Missouri, 2016
	(Hatcher - 106 receiving & Williams III - 117 rush)
Had one 100-yard receiver and one 100-yard rusher in consecutive games	at Missouri, 2016
	(Hatcher - 106 receiving & Williams III - 117 rush)
Had one 200-yard rusher and one 100-yard receiver in a game	vs. South Carolina, 2006
	(McFadden - 219 rushing & Monk - 192 receiving)
Had one 150-yard rusher and one 150-yard receiver in a game	vs. Texas A&M, 2015
	(Collins - 151 rushing & Morgan - 155 receiving)
Had four different receivers catch a touchdown pass	at Mississippi State, 2015
	(Sprinkle - 3, Henry - 2, Morgan - 1, Cornelius - 1)
Had two 100-yard rushers	at Mississippi State, 2015
	(Williams III - 205 & Whaley - 112)
Had two 100-yard rushers in consecutive games	at Texas Tech, 2014 (Collins - 145 & Williams - 212)
	vs. Nicholls, 2014 (Collins - 143 & Williams - 131)

Had a 200-yard rusher and a 100-yard rusher in a game	at Mississippi State, 2015
	(Williams III - 205 & Whaley - 112)
Had two 150-yard rushers in a game	vs. South Carolina, 2007
	(McFadden - 321 & Jones - 166)
Had three 100-yard rushers in a game	vs. North Texas, 2007
	(McFadden - 138, Jones - 132 & Barnett - 105)
Had two 100-yard receivers in a game	at Ole Miss, 2015
	(Morgan - 122 & Reed - 105)

### TOTAL OFFENSE

Had 700+ yards total offense	vs. North Texas, 2007 (713)
Had 600+ yards total offense	at Mississippi State, 2016 (663)
Had 550+ yards total offense	at Mississippi State, 2016 (663)
Had 500+ yards total offense	vs. Coastal Carolina, 2017 (523)
Had 400+ yards total offense	vs. Vanderbilt, 2018 (447)
Had 500+ yards total offense in consecutive games	at Mississippi State, 2016 (661)
	at Missouri, 2016 (503)
Had 85+ plays total offense	at Missouri, 2016 (85)
Had 80+ plays total offense	at Ole Miss, 2017 (83)
Had 75+ plays total offense	vs. North Texas, 2018 (75)

### SCORING

Scored 70+ points	vs. Nicholls, 2014 (73)
Scored 60+ points	vs. UT Martin, 2015 (63)
Scored 50+ points	vs. Eastern Illinois, 2018 (55)
Scored 40+ points	vs. Eastern Illinois, 2018 (55)
Scored 30+ points	vs. Vanderbilt, 2018 (31)
Scored 40+ points in three consecutive games	vs. Auburn, 2015 (54)
	vs. UT Martin, 2015 (63)
	at Ole Miss, 2015 (53)
Scored 30+ points in five consecutive games	vs. Auburn, 2015 (54)
	vs. UT Martin, 2015 (63)
	at Ole Miss, 2015 (53)
	at LSU, 2015 (31)
	vs. Mississippi State, 2015 (50)
Scored 40+ points in a half	vs. Nicholls, 2014 (56)
Scored 30+ points in a half	at Eastern Illinois, 2018 (38)
Scored 35+ points in a quarter	vs. Nicholls, 2014 (35)
Scored 28+ points in a quarter	vs. Eastern Illinois, 2018 (2nd-28)
Scored 50+ points in consecutive games	at Ole Miss, 2015 (53)
	vs. UT Martin, 2015 (63)
Scored 50+ points in three consecutive games	vs. Auburn, 2015 (54)
	at Ole Miss, 2015 (53)
	vs. UT Martin, 2015 (63)
Scored 50+ points in consecutive SEC games	vs. Auburn, 2015 (54)
	at Ole Miss, 2015 (53)
Both teams combined for 100+ points	at Mississippi State, 2016 (W, 58-42)
Allowed 60+ points	vs. Alabama, 2018 (65)
Allowed 50+ points	at Mississippi State, 2018 (52)
Allowed 40+ points	at Mississippi State, 2018 (52)
Allowed 30+ points	at Missouri, 2018 (38)
Was held scoreless	at Missouri, 2018 (38-0)
Was held scoreless at Donald W. Reynolds Razorback Stadium	vs. Alabama, 2012 (52-0)
Was held scoreless on the road	at Missouri, 2018 (38-0)
Was held scoreless at a neutral site	vs. Ole Miss, 1959 (28-0)
Won a game without a rushing TD	vs. Kansas State, 2011
Won a game without a passing TD	vs. Missouri, 2015
Won a game in the last 25 seconds of regulation with a TD	at Georgia, 2010
Won a game in the last 25 seconds of regulation with a field goal	at Ole Miss, 2017
Held opponent scoreless	vs. Tulsa, 2018 (23-0)
Held opponent scoreless at Donald W. Reynolds Razorback Stadium	vs. Tulsa, 2018 (23-0)
Held opponent scoreless on the road	at South Carolina, 2002 (23-0)
Held opponent without a touchdown	vs. Tulsa, 2018 (23-0)
Held opponent without an offensive touchdown	vs. Tulsa, 2018 (23-0)
Held two opponents scoreless in one season	vs. LSU, 2014 (17-0)
	vs. Ole Miss, 2014 (30-0)
Held three opponents scoreless in one season	vs. Tulsa, 1982 (38-0)
	vs. TCU, 1982 (35-0)
	vs. Texas A&M, 1982 (35-0)
Held an opponent scoreless in consecutive games	vs. LSU, 2014 (17-0)
	vs. Ole Miss, 2014 (30-0)
Held an SEC opponent scoreless	vs. Ole Miss, 2014 (30-0)
Held an SEC opponent scoreless in consecutive games	vs. LSU, 2014 (17-0)
	vs. Ole Miss, 2014 (30-0)
	vs. LSU, 2014 (17-0)
	vs. Ole Miss, 2014 (30-0)
Scored on the first offensive play of the game	vs. Nicholls, 2014 (Hatcher - 82-yard rush)
Scored on the first offensive series of the game	vs. Ole Miss, 2018 (Limpert - 43-yd FG)
Scored a two-point conversion passing	vs. Coastal Carolina, 2017 (Cole Kelley to Jeremy Patton)
Scored a two-point conversion rushing	at Mississippi State, 2016 (Keon Hatcher rush)
Had three players with 2 TDs in a game	vs. Eastern Michigan, 2009 (Green - 2, Davis - 2 & Adams - 2)



## THE LAST TIME ARKANSAS...

### DEFENSE

Held opponent to 10 or fewer first downs: ..... vs. Florida A&M, 2017 (9)  
 Held opponent to 0 or fewer yards rushing: ..... vs. Wisconsin, 2007 (-5)  
 Held opponent to 25 or fewer yards rushing: ..... vs. New Mexico State, 2017 (11)  
 Held opponent to 50 or fewer yards rushing: ..... at Colorado State, 2018 (40)  
 Held opponent to 50 or fewer yards passing: ..... vs. Vanderbilt, 2010 (36)  
 Held opponent to 100 or fewer yards rushing: ..... vs. North Texas, 2018 (95)  
 Held opponent to 100 or fewer yards passing: ..... vs. Florida A&M, 2017 (95)  
 Held opponent to 200 or fewer yards total offense: ..... vs. Florida A&M, 2017 (175)  
 Held opponent to 250 or fewer yards total offense: ..... at Auburn, 2018 (225)  
 Held opponent to 300 or fewer yards total offense: ..... vs. Tulsa, 2018 (260)  
 Intercepted 5+ passes: ..... vs. Florida International, 2007 (5)  
 Intercepted 4+ passes: ..... vs. Mississippi State, 2007 (4)  
 Intercepted 3+ passes: ..... vs. Ole Miss, 2014 (3)  
 Scored a safety: ..... vs. Toledo, 2015  
 Recorded 8+ sacks: ..... at Auburn, 2012 (8)  
 Recorded 6+ sacks: ..... vs. Tulsa, 2018 (6)  
 Recorded 5+ sacks: ..... vs. Tulsa, 2018 (6)  
 Recorded 4+ sacks: ..... vs. Tulsa, 2018 (6)  
 Had 3 players with 10+ tackles: ..... vs. LSU, 2018  
 ..... DeJon Harris (12), Dre Greenlaw (12), Santos Ramirez (10)

### SPECIAL TEAMS

Returned a punt for a TD: ..... vs. Kansas State, 2011 (Adams - 51 yards)  
 Returned two punts for TDs: ..... vs. Missouri State, 2011 (Adams - 61 yards, 69 yards)  
 Returned a blocked punt for a TD: ..... vs. Eastern Michigan, 2009 (Armbrust - 1 yard)  
 Returned a kickoff for a TD: ..... vs. Auburn, 2017 (Warren - 100)  
 Returned a game-opening kickoff for a TD: ..... vs. Northern Illinois, 2014 (Marshall - 97)  
 Returned a season-opening kickoff for a TD: ..... vs. Missouri State, 2009 (D. Johnson - 91 yards)  
 Returned a blocked FG for a TD: ..... at Mississippi State, 2004 (Brown - 76 yards)  
 Blocked one punt: ..... at Alabama, 2015 (Sprinkle)  
 Punted 10+ times: ..... at Auburn, 2016 (10)  
 Did not punt: ..... vs. Alcorn State, 2016  
 Blocked a field goal ..... vs. Alcorn State, 2016 (Dan Skipper)  
 Had a punt blocked: ..... at Auburn, 2018 (Jordyn Peters)  
 Scored on a fake punt ..... vs. Texas A&M, 2014 (Sam Irwin-Hill - 51 yard rush)  
 Scored on a fake field goal ..... vs. UAB, 2014 (Sebastian Tretola 6 yard pass to Alan D'Appollonio)  
 Had a field goal blocked: ..... vs. Kansas State, 2015/16 (Marquel Bryant)  
 Blocked a PAT kick: ..... vs. Eastern Illinois, 2018 (Bumper Pool)  
 Missed a kicking PAT: ..... at Alabama, 2017 (Connor Limpert)  
 Had a kicking PAT blocked: ..... vs. Georgia, 2014 (Ray Drew)

### MISCELLANEOUS

Had 35+ first downs ..... at Ole Miss, 2015 (35)  
 Had 30+ first downs: ..... vs. Kansas State, 2015 (30)  
 Had 20+ first downs: ..... vs. Vanderbilt, 2018 (21)  
 Had 20+ passing first downs: ..... vs. Mississippi State, 2015 (21)  
 Had 20+ rushing first downs: ..... at Texas Tech, 2014 (24)  
 Had 15+ penalties: ..... vs. Air Force, 1975 (17)  
 Had 10+ penalties: ..... vs. North Texas, 2018 (10)  
 Had 100+ yards in penalties: ..... vs. Texas A&M, 2011 (112)  
 Had 35 minutes+ of possession time: ..... vs. Tulsa, 2018 (35:26)  
 Was involved in an overtime game: ..... vs. Texas A&M, 2017 (L, 50-43)  
 Defeated a ranked opponent ..... vs. No. 10 Florida, 2016 (31-10)  
 Defeated a ranked opponent on the road ..... at No. 15 TCU, 2016 (41-38)  
 Defeated ranked opponents in consecutive games ..... at No. 18 Ole Miss, 2015 (53-52, OT)  
 ..... at No. 9 LSU, 2015 (31-14)  
 Won game on final offensive play: ..... at Ole Miss, 2017 (34-yard field goal)  
 Zero sacks allowed in a game: ..... vs. Tulsa, 2018  
 Zero sacks allowed in consecutive games: ..... vs. Toledo, 2015  
 ..... vs. Texas Tech, 2015  
 Zero sacks allowed in three consecutive games: ..... vs. UTEP, 2015  
 ..... vs. Toledo, 2015  
 ..... vs. Texas Tech, 2015  
 Came back from 15+ points down to win: ..... at Ole Miss, 2017 (down 24 - won 38-37)  
 Recorded more points than plays: ..... vs. UT Martin, 2015 (63 points, 56 plays)

## THE LAST TIME AN ARKANSAS PLAYER...

### RUSHING

Rushed 40+ times:	DeCori Birmingham at Kentucky, 2003 (40)
Rushed 35+ times:	Michael Smith at Kentucky, 2008 (35)
Rushed 30+ times:	Alex Collins vs. Missouri, 2015 (30)
Rushed 25+ times:	Devwah Whaley at Colorado State, 2018 (26)
Rushed for 300+ yards:	Darren McFadden vs. South Carolina, 2007 (321)
Rushed for 250+ yards:	Darren McFadden vs. South Carolina, 2007 (321)
Rushed for 200+ yards:	Rawleigh Williams III at Mississippi State, 2016 (205)
Rushed for 175+ yards:	Rawleigh Williams III at Mississippi State, 2016 (205)
Rushed for 150+ yards:	Devwah Whaley at Colorado State, 2018 (165)
Rushed for 125+ yards:	Devwah Whaley at Colorado State, 2018 (165)
Rushed for 100+ yards:	Rakeem Boyd vs. Vanderbilt, 2018 (113)
Rushed for 100+ yards as a true freshman in his first career game:	Chase Hayden vs. Florida A&M, 2017 (120)
Rushed for 100+ yards (quarterback):	Matt Jones vs. Ole Miss, 2004 (126)
Rushed for 150+ yards in consecutive games:	Alex Collins at Texas Tech, 2015 (170) vs. Texas A&M, 2015 (151) at Tennessee, 2015 (154)
Rushed for 100+ yards in consecutive games:	Rakeem Boyd vs. Alabama, 2018 (102) vs. Ole Miss, 2018 (109)
Rushed for 5+ touchdowns:	Alex Collins vs. UT Martin, 2015 (5)
Rushed for 4+ touchdowns:	Rawleigh Williams III at Mississippi State, 2016 (4)
Rushed for 3+ touchdowns:	Rawleigh Williams III at Mississippi State, 2016 (4)
Rushed for 3+ touchdowns (quarterback):	Matt Jones vs. New Mexico State, 2003 (3)
Rushed for 2+ touchdowns:	David Williams vs. Missouri, 2017 (2)
Had three players rush for touchdowns:	Hammonds (1), Whaley (1), Cantrell (1) and Kelley (1) vs. Coastal Carolina, 2017
Had four players rush for touchdowns:	Hammonds (1), Whaley (1), Cantrell (1) and Kelley (1) vs. Coastal Carolina, 2017
Had a run of 80+ yards:	T.J. Hammonds vs. Coastal Carolina, 2017 (88)
Had a run of 70+ yards:	T.J. Hammonds vs. Coastal Carolina, 2017 (88)
Had a run of 60+ yards:	Rakeem Boyd vs. Ole Miss, 2018 (69)
Had a run of 50+ yards:	Rakeem Boyd vs. Ole Miss, 2018 (69)
Had multiple players with a run of 50+ yards:	Rawleigh Williams III (72) & Devwah Whaley (50) at Mississippi State, 2016

### PASSING

Passed for 500+ yards:	Tyler Wilson vs. Texas A&M, 2011 (510)
Passed for 450+ yards:	Tyler Wilson vs. Texas A&M, 2011 (510)
Passed for 400+ yards:	Austin Allen vs. Alabama, 2016 (400)
Passed for 300+ yards:	Austin Allen vs. Missouri, 2017 (313)
Passed for 250+ yards:	Ty Storey vs. Eastern Illinois, 2018 (261)
Passed for 200+ yards:	Ty Storey vs. LSU, 2018 (200)
Attempted 50+ passes:	Brandon Allen vs. Toledo, 2015 (53)
Attempted 45+ passes:	Austin Allen vs. Alabama, 2016 (48)
Attempted 35+ passes:	Ty Storey vs. LSU, 2018 (38)
Attempted 30+ passes:	Ty Storey vs. LSU, 2018 (38)
Completed 20+ passes:	Ty Storey vs. Vanderbilt, 2018 (23)
Threw 4+ touchdown passes:	Brandon Allen vs. Mississippi State, 2015 (7)
Threw 3+ touchdown passes:	Ty Storey vs. Eastern Illinois, 2018 (3)
Threw 2+ touchdown passes:	Ty Storey vs. LSU, 2018 (2)
Threw 2+ touchdown passes in consecutive games:	Austin Allen vs. Texas A&M, 2017 (2) vs. New Mexico State, 2017 (3)
Threw 5+ interceptions:	Lamar McHan at SMU, 1951 (5)
Threw 4+ interceptions:	Cole Kelley vs. North Texas, 2018 (4)
Threw 3+ interceptions:	Cole Kelley vs. North Texas, 2018 (4)
Completed pass for 90+ yards:	Matt Jones at Tennessee, 2002 (92)
Completed pass for 80+ yards:	Tyler Wilson vs. Rutgers, 2012 (80)
Completed pass for 70+ yards:	Austin Allen vs. Texas State, 2016 (73)
Completed pass for 60+ yards:	Cole Kelley at Colorado State, 2018 (64)
Completed pass for 50+ yards:	Cole Kelley at Colorado State, 2018 (64)

### RECEIVING

Caught 10+ passes:	Cobi Hamilton vs. LSU, 2012 (10)
Caught 9+ passes:	Drew Morgan at Ole Miss, 2015 (9)
Caught 8+ passes:	Jonathan Nance at South Carolina, 2017 (8)
Caught 7+ passes:	Cheyenne O'Grady vs. Alabama, 2018 (7)
Caught 10+ passes in consecutive games:	Cobi Hamilton vs. Tulsa, 2012 (11) vs. Ole Miss, 2012 (12)
Had 300+ yards receiving:	Cobi Hamilton vs. Rutgers, 2012 (303)
Had 200+ yards receiving:	Cobi Hamilton vs. Rutgers, 2012 (303)
Had 175+ yards receiving:	Cobi Hamilton vs. Tulsa, 2012 (177)
Had 150+ yards receiving:	Drew Morgan vs. Texas A&M, 2015 (155)
Had 100+ yards receiving:	Jordan Jones vs. Eastern Illinois, 2018 (132)
Had 100+ yards receiving in consecutive games:	Jordan Jones vs. Missouri, 2017 (122) vs. Eastern Illinois, 2018 (132)
Had 100+ yards receiving (tight end):	Hunter Henry vs. Mississippi State, 2015 (129)
Caught 3+ TD passes:	Jeremy Sprinkle vs. Mississippi State, 2015 (3)
Caught 2+ TD passes:	Cheyenne O'Grady vs. LSU, 2018 (2)
Caught 2+ TD passes (tight end):	Cheyenne O'Grady vs. LSU, 2018 (2)
2+ tight ends caught TD passes:	Hunter Henry (2) & Jeremy Sprinkle (3) vs. Mississippi State, 2015

### TOTAL OFFENSE

Had 450+ yards total offense:	Tyler Wilson vs. Texas A&M, 2011 (481)
Had 400+ yards total offense:	Brandon Allen vs. Mississippi State, 2015 (411)
Had 350 yards+ total offense:	Austin Allen vs. Alabama, 2016 (390)
Had 300 yards+ total offense:	Austin Allen vs. Missouri, 2017 (307)
Had 100 yards both passing and rushing:	Matt Jones vs. Ole Miss, 2004 (Rushing - 126, Passing - 108)

### SCORING

Accounted for 5+ touchdowns:	Rawleigh Williams III at Mississippi State, 2016 (5)
Accounted for 4+ touchdowns:	Ty Storey vs. Eastern Illinois, 2018 (4)
Accounted for 3+ touchdowns:	Ty Storey vs. Eastern Illinois, 2018 (4)
Scored 4+ touchdowns:	Rawleigh Williams III at Mississippi State, 2016 (5)
Scored 3+ touchdowns:	Rawleigh Williams III at Mississippi State, 2016 (5)
Scored 2+ touchdowns:	Cheyenne O'Grady (2) vs. Alabama, 2018 (2)
Multiple players score 2+ touchdowns:	Chase Hayden (2) and Jonathan Nance (2) vs. New Mexico State, 2017

### DEFENSE

Intercepted 3+ passes:	Michael Grant vs. Louisiana-Monroe, 2006 (3)
Intercepted 2+ passes:	Dre Greenlaw vs. Texas A&M, 2018 (2)
Recovered 2+ fumbles:	Chevin Calloway vs. Eastern Illinois, 2018 (2)
Forced 2+ fumbles:	McTelvin Agim at Colorado State, 2018 (2)
Recorded 5+ sacks:	Wayne Martin vs. Ole Miss, 1988 (5.0)
Recorded 3+ sacks:	Chris Smith vs. Southern Miss, 2013 (3.0-22)
Recorded 2+ sacks:	McTelvin Agim vs. Tulsa, 2018 (2.0-11)
Recorded 5+ tackles for loss:	Jermaine Brooks vs. Auburn, 2001 (5-16)
Recorded 3+ tackles for loss:	McTelvin Agim vs. Tulsa, 2018 (3.5-18)
Recorded 20+ tackles:	Jerry Franklin at Mississippi State, 2010 (20)
Recorded 10+ tackles:	Santos Ramirez at Mississippi State, 2018 (10)
Recorded 10+ tackles in back-to-back games:	Santos Ramirez vs. LSU (10) at Mississippi State (11)
Recorded 10+ tackles in three straight games:	DeJon Harris vs. Texas A&M, 2018 (16) vs. Alabama, 2018 (11) vs. Ole Miss, 2018 (13)
Recorded 15+ tackles in back-to-back games:	Tony Bua vs. Kentucky, 2003 (15) vs. South Carolina, 2003 (19)
Recorded 15+ tackles twice in one season:	Brooks Ellis vs. Alabama, 2015 (15) vs. Mississippi State, 2015 (15)
Returned an interception for a touchdown:	Santos Ramirez vs. Florida, 2016
Returned a fumble for a touchdown:	Briston Guidry (1) vs. Eastern Illinois, 2018

### SPECIAL TEAMS

Scored 10+ points kicking:	Connor Limpert vs. Eastern Illinois, 2018 (13)
Made 5+ field goals:	Kendall Trainor vs. Texas A&M, 1988 (5)
Made 4+ field goals:	Connor Limpert vs. Ole Miss, 2018 (4)
Made two field goals of 50+ yards:	Steve Little vs. Oklahoma State, 1976 (53 & 57)
Made one field goal of 50+ yards:	Connor Limpert vs. North Texas, 2018 (54)
Kicked a punt of 70+ yards:	Sam Irwin-Hill vs. South Carolina, 2013 (79)
Kicked a punt of 60+ yards:	Reid Bauer vs. Ole Miss, 2018 (64)
Punted 10+ times:	Toby Baker at Auburn, 2016 (10)
Totaled 175+ kick return yards:	DeCori Birmingham vs. Alabama, 2002 (197)
Totaled 150+ kick return yards:	Dennis Johnson at Texas, 2008 (150)
Totaled 100+ kick return yards:	De'Vion Warren at Coastal Carolina, 2017 (104)
Totaled 50+ punt return yards:	D.J. Dean vs. Nicholls, 2014 (94)

# GAME 1: PORTLAND STATE

## THE LAST TIME AN OPPONENT ...

### RUSHING

Had 500+ yards rushing:	at Auburn, 2016 (543)
Had 400+ yards rushing:	at Auburn, 2016 (543)
Had 300+ yards rushing:	Auburn, 2017 (345)
Had 200+ yards rushing:	at Mississippi State, 2018 (287)
Had 70+ rushing attempts:	at Mississippi State, 2010 (70)
Had 60+ rushing attempts:	Missouri, 2017 (60)
Had 50+ rushing attempts:	Missouri, 2017 (60)
Had 7+ rushing TDs:	at Auburn, 2016 (7)
Had 6+ rushing TDs:	at Auburn, 2016 (7)
Had 5+ rushing TDs:	Auburn, 2017 (5)
Had 4+ rushing TDs:	Vanderbilt, 2018 (4)

### PASSING

Had 500+ yards passing:	Mississippi State, 2015 (508)
Had 400+ yards passing:	Missouri, 2017 (448)
Had 300+ yards passing:	Ole Miss, 2018 (387)
Had 200+ yards passing:	Ole Miss, 2018 (387)
Had 60+ pass attempts:	Louisiana-Monroe, 2012 (68)
Had 50+ pass attempts:	at Colorado State, 2018 (50)
Had 40+ pass attempts:	North Texas, 2018 (46)
Had 30+ pass attempts:	Ole Miss, 2018 (35)
Had 40+ pass completions:	Louisiana-Monroe, 2012 (42)
Had 30+ pass completions:	at Colorado State, 2018 (32)
Had 25+ pass completions:	Ole Miss, 2018 (26)
Had 20+ pass completions:	Ole Miss, 2018 (26)
Had 5+ passing TDs:	at Mississippi State, 2018 (5)
Had 4+ passing TDs:	at Mississippi State, 2018 (5)
Had 3+ passing TDs:	at Mississippi State, 2018 (5)

### RECEIVING

Had two players with 100-yards receiving in a game:	Alabama, 2018 (Jerry Jeudy, 135 - Irv Smith Jr., 123)
Had 4+ players catch 5+ passes:	at TCU, 2016 (Kyle Hicks - 8, K. Turpin - 7, Ty Slanina - 7 & Desmond White - 5)
Had 3+ players catch 5+ passes:	Missouri, 2017 (J'Mon Moore - 10, Al Okwuegbunam - 5, Nate Brown - 5)
Had 10+ players catch a pass:	UT Martin, 2015 (10)
Had 8+ players catch a pass:	at Missouri, 2018 (8)

### TOTAL OFFENSE

Had 700+ yards total offense:	at Southern California, 2005 (736)
Had 650+ yards total offense:	Missouri, 2017 (696)
Had 600+ yards total offense:	Ole Miss, 2018 (611)
Had 550+ yards total offense:	Ole Miss, 2018 (611)
Had 500+ yards total offense:	Ole Miss, 2018 (611)
Had 400+ yards total offense:	at Missouri, 2018 (408)
Had 100+ plays total offense:	Missouri, 2017 (102)
Had 90+ plays total offense:	Missouri, 2017 (102)
Had 80+ plays total offense:	Eastern Illinois, 2018 (81)
Had 75+ plays total offense:	vs. North Texas, 2018 (75)

### SCORING

Scored 70+ points:	at Southern California, 2005 (70)
Scored 60+ points:	Alabama, 2018 (65)
Scored 50+ points:	at Mississippi State, 2018 (52)
Scored 40+ points:	at Mississippi State, 2018 (52)
Scored 30+ points:	at Missouri, 2018 (38)
Scored a two-point conversion rushing:	at LSU, 2007
Scored a two-point conversion passing:	at Colorado State, 2018
Failed on a two-point conversion attempt:	vs. Texas A&M, 2017

### TURNOVERS

Had 5+ fumbles:	Eastern Illinois, 2018 (6, lost 5)
Had 4+ fumbles lost:	Eastern Illinois, 2018 (5)
Had 3+ fumbles lost:	Eastern Illinois, 2018 (5)
Committed 5+ turnovers:	Eastern Illinois, 2018 (5)
Did not commit a turnover:	Vanderbilt, 2018
Intercepted 8+ Arkansas passes:	at SMU, 1951 (8)
Intercepted 7+ Arkansas passes:	at SMU, 1951 (8)
Intercepted 6+ Arkansas passes:	North Texas, 2018 (6)
Intercepted 5+ Arkansas passes:	North Texas, 2018 (6)
Intercepted 4+ Arkansas passes:	North Texas, 2018 (6)
Intercepted 3+ Arkansas passes:	North Texas, 2018 (6)
Returned an interception for a touchdown:	Alabama, 2018
Returned a fumble for a touchdown:	at Missouri, 2018

### DEFENSE

Held Arkansas to 10 or fewer first downs:	at Alabama, 2015 (10)
Recorded 9+ sacks:	Oklahoma, 2001 (9.0-55)
Recorded 8+ sacks:	Oklahoma, 2001 (9.0-55)
Recorded 7+ sacks:	Alabama, 2016 (7.0-53)
Recorded 6+ sacks:	vs. Auburn, 2017 (6.0-34)
Scored a safety:	at Auburn, 2008
Held Arkansas to 50 or fewer yards rushing:	LSU, 2018 (16)
Held Arkansas to 25 or fewer yards rushing:	LSU, 2018 (16)
Held Arkansas to 100 or fewer yards passing:	at Texas Tech, 2014 (61)
Held Arkansas to 50 or fewer yards passing:	South Carolina, 2013 (30)
Held Arkansas to 300 or less yards total offense:	at Missouri, 2018 (187)
Held Arkansas to 200 or less yards total offense:	at Missouri, 2018 (187)
Held Arkansas to 100 or fewer yards both rushing & passing:	Alabama, 2012 (Rush - 58, Pass - 79)

### SPECIAL TEAMS

Returned a punt for a TD:	North Texas, 2018
Returned a kickoff for a TD:	vs. Texas A&M, 2018
Punted 10+ times:	Chattanooga, 2007 (12)
Punted 10+ times in consecutive games:	North Texas, 2007 (10)
Did not punt:	Chattanooga, 2007 (12)
Missed a kicking PAT:	Alabama, 2018
Missed two kicking PATs:	Eastern Illinois, 2018
Blocked a field goal:	at LSU, 2017
Blocked a punt:	Kansas State, 2015
	at Auburn, 2018

### MISCELLANEOUS

Had 30+ first downs:	Ole Miss, 2018 (32)
Had 10+ penalties:	Missouri, 2017 (10)
Had 100+ yards in penalties:	North Texas, 2018 (102)
Had 35 minutes+ of possession time:	LSU, 2018 (35:47)
Had two 100-yard rushers and one 100-yard receiver:	Texas A&M, 2017 (Kellen Mond - 109 rushing, Keith Ford - 102 rushing & Christian Kirk - 110 receiving)
Had one 100-yard rusher and one 100-yard receiver:	at Missouri, 2018 (Larry Rountree - 119 rushing & Emanuel Hall - 153 receiving)
Had one 100-yard rusher and two 100-yard receivers:	Alabama, 2018 (Damien Harris - 111 rushing, Jerry Jeudy - 135 receiving & Irv Smith Jr. - 123 receiving)



## LAST TIME AN INDIVIDUAL OPPONENT . . .

### INDIVIDUAL RUSHING

Rushed 40+ times: . . . . . Travis Stephens (41), Tennessee (2001)  
 Rushed 35+ times: . . . . . Ish Witter (39), Missouri (2017)  
 Rushed 30+ times: . . . . . Ish Witter (39), Missouri (2017)  
 Rushed for 200+ yards: . . . . . Derrius Guice (252), LSU (2016)  
 Rushed for 175+ yards: . . . . . Derrius Guice (252), LSU (2016)  
 Rushed for 150+ yards: . . . . . Ke'Shawn Vaughn (172), vs. Vanderbilt (2018)  
 Rushed for 125+ yards: . . . . . Ke'Shawn Vaughn (172), vs. Vanderbilt (2018)  
 Rushed for 100+ yards: . . . . . Larry Rountree (119), at Missouri (2018)  
 Rushed for 4+ touchdowns: . . . . . Nick Fitzgerald (4), Mississippi State (2016)  
 Rushed for 3+ touchdowns: . . . . . Ke'Shawn Vaughn (3), vs. Vanderbilt (2018)  
 Had a run of 80+ yards: . . . . . Johnathon Johnson (82), Missouri (2016)  
 Had a run of 70+ yards: . . . . . Damien Harris (75), Alabama (2017)  
 Had a run of 60+ yards: . . . . . Ke'Shawn Vaughn (63), vs. Vanderbilt (2018)  
 Had a run of 50+ yards: . . . . . Ke'Shawn Vaughn (63), vs. Vanderbilt (2018)

### INDIVIDUAL PASSING

Passed for 500+ yards: . . . . . Dak Prescott (508), Mississippi State (2015)  
 Passed for 450+ yards: . . . . . Dak Prescott (508), Mississippi State (2015)  
 Passed for 400+ yards: . . . . . Drew Lock (448), Missouri (2017)  
 Passed for 300+ yards: . . . . . Jordan Ta'amu (387), vs. Ole Miss (2018)  
 Attempted 60+ passes: . . . . . Kolton Browning (67), Louisiana-Monroe (2012)  
 Attempted 50+ passes: . . . . . Kenny Hill (56), TCU (2016)  
 Attempted 40+ passes: . . . . . Mason Fine (45), North Texas (2018)  
 Completed 40+ passes: . . . . . Kolton Browning (42), Louisiana-Monroe (2012)  
 Completed 30+ passes: . . . . . K.J. Carta-Samuels (37), at Colorado State (2018)  
 Completed 20+ passes: . . . . . Jordan Ta'amu (26), vs. Ole Miss (2018)  
 Threw 5+ touchdown passes: . . . . . Drew Lock (5), Missouri (2017)  
 Threw 4+ touchdown passes: . . . . . Nick Fitzgerald (4), at Mississippi State (2018)  
 Threw 3+ touchdown passes: . . . . . Nick Fitzgerald (4), at Mississippi State (2018)  
 Completed a pass for 90+ yards: . . . . . Trevor Knight (92), Texas A&M (2016)  
 Completed a pass for 80+ yards: . . . . . Kellen Mond (81), Texas A&M (2017)  
 Completed a pass for 70+ yards: . . . . . Tua Tagovailoa (76), Alabama (2018)  
 Completed a pass for 60+ yards: . . . . . Drew Lock (67), at Missouri (2018)

### INDIVIDUAL RECEIVING

Caught 15+ passes: . . . . . Willie Goshu (17), Auburn (1995)  
 Caught 10+ passes: . . . . . DaMarkus Lodge (10), vs. Ole Miss (2018)  
 Caught 7+ passes: . . . . . DaMarkus Lodge (10), vs. Ole Miss (2018)  
 Had 200+ yards receiving: . . . . . Jamayel Smith (208), Mississippi State (2007)  
 Had 150+ yards receiving: . . . . . Emanuel Hall (153), at Missouri (2018)  
 Had 100+ yards receiving: . . . . . Emanuel Hall (153), at Missouri (2018)  
 Caught 3+ TD passes: . . . . . A. Hollins (3), Eastern Illinois (2018)  
 Caught 2+ TD passes: . . . . . Austin Williams (2), at Mississippi State (2018)

### INDIVIDUAL TOTAL OFFENSE

Had 400+ yards total offense: . . . . . Jordan Ta'amu (528; Pass - 387, Rush - 141), Ole Miss (2018)  
 Had 300+ yards total offense: . . . . . Jordan Ta'amu (528; Pass - 387, Rush - 141), Ole Miss (2018)  
 Had 100 yards both passing and rushing: . . . . . Jordan Ta'amu (528; Pass - 387, Rush - 141), Ole Miss (2018)

### INDIVIDUAL SCORING

Accounted for 6+ touchdowns: . . . . . Nick Fitzgerald (Mississippi State), 2016 (6)  
 Accounted for 5+ touchdowns: . . . . . Nick Fitzgerald (Mississippi State), 2018 (5)  
 Accounted for 4+ touchdowns: . . . . . Nick Fitzgerald (Mississippi State), 2018 (5)  
 Scored 4+ touchdowns: . . . . . Peyton Barber (Auburn), 2015 (4)  
 Scored 3+ touchdowns: . . . . . Derrius Guice (3), LSU (2017)

### INDIVIDUAL DEFENSE

Intercepted 3+ passes: . . . . . Minkah Fitzpatrick (3), Alabama (2016)  
 Intercepted 2+ passes: . . . . . N. Brooks, K. Muhammad (2,2), North Texas (2018)  
 Recorded 3+ sacks: . . . . . Jordan Elliott (3.0), at Missouri (2018)  
 Recorded 2+ sacks: . . . . . Jordan Elliott (3.0), at Missouri (2018)

### SPECIAL TEAMS

Kicked 5+ field goals: . . . . . Dan Nystrom (5-5), Minnesota (2002)  
 Kicked four field goals: . . . . . Wyatt Bryan (4-4), at Colorado State (2018)  
 Returned a punt for a TD: . . . . . Keegan Brewer, North Texas (2018)  
 Returned a kick for a TD: . . . . . Jashaun Corbin, vs. Texas A&M (2018)

# GAME 1: PORTLAND STATE

## ARKANSAS BIG PLAYS FROM SCRIMMAGE

Opponent	Rushing					Passing				
	10-19	20-29	30-39	40-49	50+	20-29	30-39	40-49	50+	
Eastern Illinois	2	0	0	0	0	0	1	3	1	
at Colorado State	9	0	1	0	0	1	0	0	1	
North Texas	2	0	0	0	1	1	0	0	0	
at Auburn	4	0	0	1	0	0	2	0	0	
vs. Texas A&M	2	1	0	0	0	3	1	0	0	
Alabama	2	0	2	0	0	2	1	0	0	
Ole Miss	8	1	0	0	1	1	3	0	0	
Tulsa	5	1	0	0	0	2	1	0	0	
Vanderbilt	5	2	1	0	0	2	0	1	0	
LSU	2	0	0	0	0	3	2	0	0	
at Mississippi State	4	0	1	0	0	0	0	1	0	
at Missouri	3	1	0	0	0	0	0	1	0	
<b>TOTAL</b>	<b>48</b>	<b>6</b>	<b>5</b>	<b>1</b>	<b>2</b>	<b>15</b>	<b>11</b>	<b>6</b>	<b>2</b>	

## OPPONENT BIG PLAYS FROM SCRIMMAGE

Opponent	Rushing					Passing				
	10-19	20-29	30-39	40-49	50+	20-29	30-39	40-49	50+	
Eastern Illinois	2	1	0	0	0	0	0	1	0	
at Colorado State	2	0	0	0	0	3	2	0	1	
North Texas	3	1	0	0	0	1	4	0	0	
at Auburn	3	0	0	0	0	0	0	1	0	
vs. Texas A&M	7	0	0	0	0	3	0	0	0	
Alabama	7	2	0	0	0	2	0	2	2	
Ole Miss	6	3	0	0	0	1	0	2	1	
Tulsa	6	0	0	0	0	0	1	0	1	
Vanderbilt	6	1	0	0	1	1	1	1	0	
LSU	5	0	0	0	0	1	1	1	0	
at Mississippi State	7	1	0	0	0	0	2	0	0	
at Missouri	2	0	1	0	0	0	1	0	0	
<b>TOTAL</b>	<b>56</b>	<b>9</b>	<b>1</b>	<b>0</b>	<b>1</b>	<b>12</b>	<b>12</b>	<b>8</b>	<b>5</b>	

## FIRST DOWN GAME LOG

Arkansas					Opponents				
Opponent	Rush	Pass	Penalty	Total	Opponent	Rush	Pass	Penalty	Total
Eastern Illinois	5	13	0	18	Eastern Illinois	8	11	2	21
at Colorado State	16	5	3	24	at Colorado State	5	14	2	21
North Texas	4	12	4	20	North Texas	3	11	14	18
at Auburn	6	5	2	13	at Auburn	6	6	1	13
vs. Texas A&M	3	8	0	11	vs. Texas A&M	11	10	3	24
Alabama	7	12	3	22	Alabama	11	13	0	24
Ole Miss	17	7	3	27	Ole Miss	15	15	2	32
Tulsa	12	6	2	20	Tulsa	9	5	1	15
Vanderbilt	8	12	1	21	Vanderbilt	15	8	2	25
LSU	2	9	3	14	LSU	9	9	2	20
at Mississippi State	10	6	1	17	at Mississippi State	16	9	4	29
at Missouri	5	6	1	12	at Missouri	8	8	1	17
<b>TOTAL</b>	<b>95</b>	<b>101</b>	<b>23</b>	<b>219</b>	<b>TOTAL</b>	<b>116</b>	<b>119</b>	<b>34</b>	<b>259</b>

## TURNOVER CHART

Takeaways					Giveaways				
Opponent	Fumbles	Interceptions	Total	Pts Off	Fumbles	Interceptions	Total	Points Off	Margin
Eastern Illinois	5	0	5	24	0	0	0	0	+5
at Colorado State	1	1	2	7	0	2	2	6	0
North Texas	1	0	1	0	0	6	6	24	-5
at Auburn	0	0	0	0	1	1	2	3	-2
vs. Texas A&M	0	2	2	0	0	1	1	0	+1
Alabama	0	0	0	0	2	1	3	21	-3
Ole Miss	0	1	1	7	0	1	1	0	0
Tulsa	1	1	2	3	1	1	2	0	0
Vanderbilt	0	0	0	0	0	2	2	14	-2
LSU	1	0	1	3	1	1	2	0	-1
at Mississippi State	1	0	1	3	2	1	3	14	-2
at Missouri	1	0	1	0	1	1	2	14	-1
<b>TOTAL</b>	<b>11</b>	<b>5</b>	<b>16</b>	<b>47</b>	<b>8</b>	<b>18</b>	<b>26</b>	<b>96</b>	<b>-10</b>

# GAME 1: PORTLAND STATE

## DRIVE SUPERLATIVES

### Longest Drive

By No. of Plays  
By No. of Yards  
By Time of Possession

### Arkansas

16 (74 yards, 8:19) vs. Tulsa, FG  
92 (8 plays, 3:45) vs. Vanderbilt, TD  
6:38 (10 plays, 33 yards) vs. Ole Miss, Punt

### Opponents

15 (63 yards, 5:28) vs. Eastern Illinois, Missed FG  
99 (5 plays, 1:55) vs. Alabama, TD  
7:24 (2x) last (14 plays, 77 yards) vs. LSU, TD

### Shortest Drive

By No. of Plays  
By No. of Yards  
By Time of Possession

### Arkansas

1 (18x) last (0 yards, 0:08) vs. LSU, Interception  
-21 (4 plays, 0:57) at Mississippi State, Fumble  
0:01 (1 play, -1 yard) vs. Texas A&M, End of Half

### Opponents

1 (14x) last (4 yards, 0:04) at Mississippi State, Touchdown  
-19 (3 plays, 1:24) vs. Tulsa, Fumble  
0:00 (1 play, 0 yards) at Auburn, Missed FG

### Scoring Drive Breakdown

Yardage	ARKANSAS		OPPONENT	
	TD	FG	TD	FG
No drive	1	-	6	-
Neg. Yards	-	-	-	1
0-9	1	-	2	3
10-19	-	2	1	1
20-29	2	1	2	-
30-39	-	1	4	2
40-49	2	2	6	3
50-59	1	7	4	3
60-69	2	4	4	1
70-79	15	2	17	1
80-89	2	-	4	1
90-99	2	-	4	-
<b>TOTALS</b>	<b>29</b>	<b>19</b>	<b>53</b>	<b>16</b>

### Game-Opening Drives

OPP	ARKANSAS			OPPONENTS		
	PTS	ISTS	YDS	PTS	ISTS	YDS
Eastern Illinois	0	0	9	3	1	16
at Colorado St.	0	0	-2	3	0	6
North Texas	0	2	10	0	0	12
at Auburn	0	1	10	7	2	27
vs. Texas A&M	0	0	2	7	5	69
Alabama	0	2	34	7	1	76
Ole Miss	3	2	41	3	1	56
Tulsa	0	1	11	0	1	11
Vanderbilt	7	4	75	7	3	89
LSU	0	0	-10	0	1	13
at Miss. St.	0	4	30	3	5	81
at Missouri	0	0	9	7	6	75
<b>TOTALS</b>	<b>10</b>	<b>16</b>	<b>219</b>	<b>47</b>	<b>56</b>	<b>531</b>

### Second Half-Opening Drives

OPP	ARKANSAS			OPPONENTS		
	PTS	ISTS	YDS	PTS	ISTS	YDS
Eastern Illinois	0	0	9	3	1	16
at Colorado St.	7	5	91	0	1	29
North Texas	0	2	29	3	4	72
at Auburn	3	2	68	0	0	7
vs. Texas A&M	3	2	46	0	1	11
Alabama	0	1	20	7	2	44
Ole Miss	3	4	55	7	2	79
Tulsa	0	0	-3	0	0	-1
Vanderbilt	3	2	35	0	0	4
LSU	0	0	8	0	0	-8
at Miss. St.	3	2	60	7	3	75
at Missouri	0	0	7	7	4	96
<b>TOTALS</b>	<b>22</b>	<b>20</b>	<b>325</b>	<b>34</b>	<b>18</b>	<b>424</b>

### Three & Out Drives

	ARKANSAS	OPPONENT
	THREE-&OUTS/DRIVES	THREE-&OUTS/DRIVES
Eastern Illinois	3/15 (20.0%)	2/15 (13.3%)
at Colorado State	1/15 (6.7%)	3/14 (21.4%)
North Texas	3/20 (15.0%)	7/20 (35.0%)
at Auburn	6/15 (40.0%)	4/15 (26.7%)
vs. Texas A&M	7/13 (53.9%)	1/13 (7.7%)
Alabama	3/12 (25.0%)	0/13 (0.0%)
Ole Miss	0/11 (0.0%)	0/11 (0.0%)
Tulsa	1/13 (7.7%)	3/12 (25.0%)
Vanderbilt	3/12 (25.0%)	2/13 (15.4%)
LSU	5/14 (35.7%)	3/14 (21.4%)
at Mississippi State	2/11 (18.2%)	0/12 (0.0%)
at Missouri	5/15 (33.3%)	5/14 (35.7%)
<b>TOTALS</b>	<b>39/169 (23.1%)</b>	<b>30/166 (18.1%)</b>

## ARKANSAS DRIVE CHARTS

### Eastern Illinois

Qtr.	Time	Start	Pl-Yds	TOP	Result
1st	14:24	EI35	6-18	1:41	*FIELD GOAL
1st	09:15	AR30	7-26	2:50	punt
1st	04:52	EI29	3-(-8)	2:29	punt
1st	01:46	EI01	0-0	0:00	*TOUCHDOWN
2nd	11:18	AR20	11-80	3:53	*TOUCHDOWN
2nd	07:12	EI27	3-27	0:50	*TOUCHDOWN
2nd	03:45	AR15	3-1	0:47	punt
2nd	02:22	AR21	4-79	1:02	*TOUCHDOWN
2nd	00:52	AR43	1-57	0:07	*TOUCHDOWN
3rd	15:00	AR26	3-7	1:20	punt
3rd	11:31	EI05	2-5	0:37	*TOUCHDOWN
3rd	05:51	AR36	10-59	5:11	*FIELD GOAL
4th	12:34	AR05	4-7	2:32	punt
4th	07:51	AR28	8-72	4:03	*TOUCHDOWN
4th	01:39	AR28	3-(-7)	0:00	end of game

### at Colorado State

Qtr.	Time	Start	Pl-Yds	TOP	Result
1st	15:00	AR25	3-(-2)	1:03	interception
1st	12:26	AR25	4-18	1:07	punt
1st	08:08	AR27	14-73	6:06	*TOUCHDOWN
1st	00:46	AR27	5-8	1:44	punt
2nd	13:41	AR20	10-70	4:04	*FIELD GOAL
2nd	09:08	AR22	8-65	2:40	*FIELD GOAL
2nd	03:00	AR25	6-22	2:03	interception
2nd	00:32	AR25	1-(-1)	0:32	end of half
3rd	12:26	AR09	9-91	3:51	*TOUCHDOWN
3rd	07:39	AR36	1-64	0:11	*TOUCHDOWN
3rd	06:49	CSU28	4-(-2)	1:22	missed fg
3rd	02:46	AR25	5-25	3:10	punt
4th	11:01	AR26	3-2	1:39	punt
4th	05:09	AR20	4-(-1)	2:31	punt
4th	00:06	AR28	1-10	0:06	end of game

## OPPONENT DRIVE CHARTS

### Eastern Illinois

Qtr.	Time	Start	Pl-Yds	TOP	Result
1st	15:00	EI26	3-9	0:36	fumble
1st	12:43	EI25	10-45	3:28	missed fg
1st	06:25	EI09	5-20	1:33	fumble
1st	02:23	EI14	2-(-13)	0:37	fumble
1st	01:46	EI25	15-63	5:28	missed fg
2nd	07:25	EI25	1-2	0:13	fumble
2nd	06:22	EI25	6-17	2:37	punt
2nd	02:58	AR47	2-47	0:36	*TOUCHDOWN
2nd	01:20	EI25	3-1	0:28	punt
2nd	00:45	EI18	1-(-4)	0:45	end of half
3rd	13:40	EI47	6-18	2:09	fumble
3rd	10:54	EI15	14-85	5:03	*TOUCHDOWN
3rd	00:40	EI23	8-26	3:06	punt
4th	10:02	AR37	4-37	2:02	*TOUCHDOWN
4th	03:48	EI25	3-4	2:09	punt

### at Colorado State

Qtr.	Time	Start	Pl-Yds	TOP	Result
1st	13:57	AR43	4-6	1:31	*FIELD GOAL
1st	11:19	CSU17	6-13	3:11	punt
1st	01:56	CSU26	3-15	1:10	interception
2nd	14:02	CSU32	3-0	0:21	punt
2nd	09:34	CSU14	3-(-5)	0:26	punt
2nd	06:28	CSU25	10-47	3:28	*FIELD GOAL
2nd	00:57	AR44	5-18	0:25	*FIELD GOAL
3rd	14:54	CSU20	4-26	2:28	punt
3rd	08:35	CSU25	3-39	0:56	fumble
3rd	07:21	CSU15	3-0	0:32	punt
3rd	05:27	CSU30	7-70	2:41	*TOUCHDOWN
4th	14:36	CSU04	9-96	3:29	*TOUCHDOWN
4th	09:22	CSU36	11-60	4:03	*FIELD GOAL
4th	02:38	CSU41	6-59	2:30	*TOUCHDOWN



# GAME 1: PORTLAND STATE

## ARKANSAS DRIVE CHARTS

### North Texas

Qtr.	Time	Start	Pl-Yds	TOP	Result
1st	15:00	AR20	5-25	2:05	punt
1st	11:26	AR23	1-0	0:07	interception
1st	09:36	AR22	8-41	2:47	punt
1st	06:49	AR23	2-0	0:50	interception
1st	05:04	AR30	6-17	2:54	punt
1st	00:44	AR39	7-61	1:36	*TOUCHDOWN
2nd	12:22	AR15	10-49	2:55	*FIELD GOAL
2nd	08:00	AR20	1-0	0:09	interception
2nd	07:21	AR25	6-55	1:40	missed fg
2nd	02:55	AR14	3-(-6)	1:19	punt
2nd	00:10	AR25	1-6	0:10	end of half
3rd	09:26	AR25	4-29	1:32	interception
3rd	06:17	AR09	6-10	3:37	punt
3rd	01:13	AR07	3-5	1:23	punt
4th	13:22	AR17	4-0	1:49	punt
4th	10:51	AR08	4-7	1:28	punt
4th	07:49	AR20	1-0	0:07	interception
4th	07:42	AR27	3-3	0:57	interception
4th	05:23	AR01	3-3	2:19	punt
4th	01:05	AR32	1-68	0:12	*TOUCHDOWN

### at Auburn

Qtr.	Time	Start	Pl-Yds	TOP	Result
1st	15:00	AR25	5-15	2:03	punt
1st	10:36	AR25	11-53	3:59	missed fg
1st	05:21	AR28	3-5	1:44	punt
1st	02:00	AR36	1-6	0:14	fumble
1st	00:21	AR25	7-3	3:42	punt
2nd	10:06	AR20	5-20	2:07	punt
2nd	04:30	AR09	3-3	1:22	punt
2nd	00:49	AR25	5-25	0:49	interception
2nd	00:00	AR33	0-0	0:00	end of half
3rd	13:09	AR21	10-68	3:50	*FIELD GOAL
3rd	09:05	AR25	3-9	1:49	punt
3rd	05:30	AR09	3-9	2:01	punt
3rd	00:47	AR10	10-62	3:38	downs
4th	08:18	AR25	3-(-13)	2:27	punt
4th	03:07	AR25	3-(-2)	2:36	punt

### vs. Texas A&M

Qtr.	Time	Start	Pl-Yds	TOP	Result
1st	14:46	AR25	3-2	1:20	punt
1st	08:36	AR11	3-(-7)	1:28	punt
1st	06:26	AR49	3-6	1:58	punt
1st	01:43	AR20	3-(-4)	1:31	punt
2nd	12:36	AR25	7-75	3:01	*TOUCHDOWN
2nd	03:24	AR23	3-0	1:39	punt
2nd	00:01	AR20	1-(-1)	0:01	end of half
3rd	15:00	AR25	9-46	3:44	*FIELD GOAL
3rd	06:19	AR07	3-4	2:18	punt
3rd	02:26	AR02	6-26	2:38	punt
4th	09:33	AR20	3-1	0:59	punt
4th	05:03	AR25	6-75	1:47	*TOUCHDOWN
4th	01:51	AR26	4-19	0:40	interception

### Alabama

Qtr.	Time	Start	Pl-Yds	TOP	Result
1st	14:39	AR25	9-30	3:48	fumble
1st	10:01	AR25	3-4	1:32	punt
1st	05:38	AR25	11-75	5:14	*TOUCHDOWN
2nd	13:34	AL43	3-42	1:27	fumble
2nd	10:12	AR25	7-75	4:03	*TOUCHDOWN
2nd	02:49	AR25	3-4	0:59	punt
2nd	01:38	AR25	3-7	1:08	punt
3rd	15:00	AR25	6-20	2:59	downs
3rd	08:47	AR25	11-52	5:21	*FIELD GOAL
4th	13:37	AR25	4-15	1:22	interception
4th	12:15	AR25	7-75	3:17	*TOUCHDOWN
4th	01:59	AL22	5-22	1:46	*TOUCHDOWN

## OPPONENT DRIVE CHARTS

### North Texas

Qtr.	Time	Start	Pl-Yds	TOP	Result
1st	12:55	NT24	3-7	1:29	punt
1st	11:19	AR44	7-44	1:43	*TOUCHDOWN
1st	06:49	AR00	0-0	0:00	*TOUCHDOWN
1st	05:59	AR08	4-1	0:55	*FIELD GOAL
1st	02:10	NT12	3-6	1:26	punt
2nd	14:08	NT25	4-13	1:46	punt
2nd	09:27	NT25	4-29	1:27	punt
2nd	07:51	AR34	2-34	0:30	*TOUCHDOWN
2nd	05:41	NT20	8-80	2:46	*TOUCHDOWN
2nd	01:36	AR49	7-40	1:26	*FIELD GOAL
3rd	15:00	NT25	14-72	5:34	*FIELD GOAL
3rd	07:54	NT44	3-3	1:37	punt
3rd	02:40	AR49	3-4	1:27	punt
4th	14:50	NT50	3-7	1:28	punt
4th	11:33	NT50	2-42	0:42	fumble
4th	09:23	AR49	3-2	1:34	punt
4th	07:42	AR00	0-0	0:00	*TOUCHDOWN
4th	06:45	AR49	3-4	1:22	punt
4th	03:04	AR37	4-5	1:59	downs
4th	00:53	NT20	1-(-2)	0:53	end of game

### at Auburn

Qtr.	Time	Start	Pl-Yds	TOP	Result
1st	12:57	AR27	7-27	2:21	*TOUCHDOWN
1st	06:37	AU22	3-3	1:16	punt
1st	03:37	AU45	5-19	1:37	missed fg
1st	01:46	AR02	4-1	1:25	*FIELD GOAL
2nd	11:39	AU20	3-9	1:33	punt
2nd	07:59	AU24	9-67	3:29	downs
2nd	03:08	AR09	4-9	2:19	*TOUCHDOWN
2nd	00:00	AR33	1-0	0:00	missed fg
3rd	15:00	AU25	3-7	1:51	punt
3rd	09:05	AR00	0-0	0:00	*TOUCHDOWN
3rd	07:16	AU25	3-6	1:46	punt
3rd	03:29	AU40	7-12	2:42	punt
4th	12:09	AU28	8-72	3:51	*TOUCHDOWN
4th	05:51	AR15	4-(-10)	2:36	*FIELD GOAL
4th	00:31	AU38	1-(-2)	0:31	end of game

### vs. Texas A&M

Qtr.	Time	Start	Pl-Yds	TOP	Result
1st	15:00	AR00	0-0	0:14	*TOUCHDOWN
1st	13:26	TAMU21	9-79	4:50	*TOUCHDOWN
1st	07:08	TAMU40	2-5	0:42	interception
1st	04:28	TAMU19	5-16	2:45	punt
1st	00:12	TAMU39	7-48	2:36	*FIELD GOAL
2nd	09:35	TAMU25	10-45	6:11	interception
2nd	01:45	TAMU26	9-55	1:44	missed fg
3rd	11:16	TAMU32	6-11	4:57	punt
3rd	04:01	TAMU46	3-4	1:35	punt
4th	14:48	TAMU27	12-58	5:15	missed fg
4th	08:34	TAMU39	7-61	3:31	*TOUCHDOWN
4th	03:16	TAMU25	5-18	1:25	punt
4th	01:11	TAMU26	2-(-2)	1:11	end of game

### Alabama

Qtr.	Time	Start	Pl-Yds	TOP	Result
1st	15:00	AL24	1-76	0:21	*TOUCHDOWN
1st	10:51	AL45	2-55	0:50	*TOUCHDOWN
1st	08:29	AL24	8-76	2:51	*TOUCHDOWN
1st	00:24	AL34	4-9	1:50	downs
2nd	12:07	AL01	5-99	1:55	*TOUCHDOWN
2nd	06:09	AL26	8-74	3:20	*TOUCHDOWN
2nd	01:50	AL40	1-60	0:12	*TOUCHDOWN
2nd	00:30	AL33	2-9	0:30	end of half
3rd	12:01	AR44	7-44	3:14	*TOUCHDOWN
3rd	03:26	AL33	10-58	4:49	*FIELD GOAL
4th	12:15	AR00	0-0	0:00	*TOUCHDOWN
4th	08:58	AL28	11-72	6:59	*TOUCHDOWN
4th	00:13	AL27	1-(-3)	0:13	end of game

# GAME 1: PORTLAND STATE

## ARKANSAS DRIVE CHARTS

### Ole Miss

Qtr.	Time	Start	Pl-Yds	TOP	Result
1st	12:49	AR25	11-50	5:08	*FIELD GOAL
1st	06:25	AR22	7-78	3:01	*TOUCHDOWN
1st	01:35	AR20	3-80	1:04	*TOUCHDOWN
2nd	12:23	AR25	5-75	1:33	*TOUCHDOWN
2nd	07:03	AR28	9-52	4:27	*FIELD GOAL
2nd	00:33	AR20	1-(-1)	0:33	end of half
3rd	15:00	AR25	10-55	5:32	*FIELD GOAL
3rd	07:29	AR25	11-57	4:56	*FIELD GOAL
4th	13:47	AR20	10-33	6:38	punt
4th	04:15	AR10	6-23	2:13	punt
4th	00:42	AR43	1-(-15)	0:13	interception

### Tulsa

Qtr.	Time	Start	Pl-Yds	TOP	Result
1st	15:00	AR25	5-11	2:22	interception
1st	10:03	AR20	8-29	4:00	punt
1st	03:34	AR25	9-60	4:20	*FIELD GOAL
2nd	12:27	AR44	3-5	1:26	punt
2nd	08:46	AR41	5-18	2:48	punt
2nd	04:54	TU49	8-49	3:29	*TOUCHDOWN
2nd	00:04	AR20	1-(-2)	0:04	end of half
3rd	13:33	TU43	1-(-3)	0:06	fumble
3rd	12:03	TU27	7-10	2:56	*FIELD GOAL
3rd	07:01	TU40	3-40	1:23	*TOUCHDOWN
3rd	02:22	AR09	8-41	4:02	punt
4th	09:39	AR20	16-74	8:19	*FIELD GOAL
4th	00:11	AR18	1-(-2)	0:11	end of game

### Vanderbilt

Qtr.	Time	Start	Pl-Yds	TOP	Result
1st	15:00	AR25	9-75	3:05	*TOUCHDOWN
1st	08:02	AR25	6-36	3:57	punt
1st	02:23	AR39	3-1	0:58	interception
2nd	13:46	AR16	3-0	1:43	punt
2nd	10:30	AR08	8-92	3:45	*TOUCHDOWN
2nd	05:14	AR25	3-7	1:22	punt
2nd	00:57	AR16	8-42	0:57	missed fg
3rd	12:19	AR28	9-35	3:40	*FIELD GOAL
3rd	01:15	AR25	3-6	1:03	punt
4th	11:31	AR25	6-75	2:06	*TOUCHDOWN
4th	04:40	AR24	2-3	0:46	interception
4th	01:20	AR25	7-75	1:06	*TOUCHDOWN

### LSU

Qtr.	Time	Start	Pl-Yds	TOP	Result
1st	15:00	AR25	3-(-10)	2:29	punt
1st	10:46	AR09	5-7	3:07	punt
1st	07:30	AR25	3-2	1:06	punt
1st	05:33	AR32	3-8	1:40	punt
2nd	14:47	AR36	3-(-2)	1:59	punt
2nd	05:24	AR25	5-16	2:48	punt
2nd	00:39	AR23	1-15	0:03	fumble
2nd	00:21	LS33	4-27	0:21	*FIELD GOAL
3rd	13:31	AR24	3-(-8)	1:40	punt
3rd	09:44	AR25	9-27	3:36	downs
3rd	03:12	AR25	5-11	1:27	punt
4th	14:53	AR24	8-76	2:16	*TOUCHDOWN
4th	09:59	AR10	1-0	0:08	interception
4th	07:00	AR25	6-75	1:33	*TOUCHDOWN

### at Mississippi State

Qtr.	Time	Start	Pl-Yds	TOP	Result
1st	08:27	AR25	9-50	3:43	missed fg
1st	02:01	AR16	3-(-2)	1:40	punt
2nd	10:28	AR25	3-8	0:57	punt
2nd	05:20	AR25	5-11	2:00	fumble
2nd	03:20	AR30	13-52	2:48	*FIELD GOAL
3rd	14:54	AR26	7-60	3:35	*FIELD GOAL
3rd	08:42	AR25	4-(-21)	0:57	fumble
3rd	07:41	AR25	11-21	3:22	interception
3rd	03:02	AR25	5-25	1:56	downs
4th	12:52	MS29	6-1	3:31	downs
4th	05:20	AR25	7-19	2:52	punt

## OPPONENT DRIVE CHARTS

### Ole Miss

Qtr.	Time	Start	Pl-Yds	TOP	Result
1st	15:00	OM25	6-56	2:11	*FIELD GOAL
1st	07:41	OM25	4-18	1:16	punt
1st	03:24	OM25	5-40	1:49	interception
1st	00:31	OM25	9-75	3:08	*TOUCHDOWN
2nd	10:50	OM40	9-33	3:47	missed fg
2nd	02:36	OM23	10-77	2:03	*TOUCHDOWN
3rd	09:28	OM21	5-79	1:59	*TOUCHDOWN
3rd	02:33	OM25	10-64	3:46	missed fg
4th	07:09	OM16	10-84	2:54	*TOUCHDOWN
4th	02:02	OM03	7-97	1:20	*TOUCHDOWN
4th	00:29	OM42	1-13	0:29	end of game

### Tulsa

Qtr.	Time	Start	Pl-Yds	TOP	Result
1st	12:38	AR23	7-11	2:35	missed fg
1st	06:03	TU15	7-60	2:29	missed fg
2nd	14:14	TU25	5-15	1:47	punt
2nd	11:01	TU10	8-49	2:15	downs
2nd	05:58	TU11	3-2	1:04	punt
2nd	01:25	TU25	5-23	1:21	interception
3rd	15:00	TU10	3-(-1)	1:27	punt
3rd	13:27	TU46	3-(-19)	1:24	fumble
3rd	09:07	TU04	3-(-2)	2:06	punt
3rd	05:38	TU10	9-34	3:16	punt
4th	13:20	TU18	8-37	3:41	punt
4th	01:20	TU21	6-61	1:09	downs

### Vanderbilt

Qtr.	Time	Start	Pl-Yds	TOP	Result
1st	11:55	VU11	7-89	3:53	*TOUCHDOWN
1st	04:05	VU20	3-(-4)	1:42	punt
1st	01:25	AR42	6-42	2:39	*TOUCHDOWN
2nd	12:03	AR44	3-4	1:33	punt
2nd	06:45	VU35	3-65	1:31	*TOUCHDOWN
2nd	03:52	VU21	5-3	2:55	punt
2nd	00:00	VU30	0-0	0:00	end of half
3rd	15:00	VU20	4-4	2:41	punt
3rd	08:39	VU25	14-57	7:24	*FIELD GOAL
3rd	00:12	VU24	7-76	3:41	*TOUCHDOWN
4th	09:25	VU25	9-75	4:45	*TOUCHDOWN
4th	03:54	AR29	7-29	2:34	*TOUCHDOWN
4th	00:14	VU16	1-(-2)	0:14	end of game

### LSU

Qtr.	Time	Start	Pl-Yds	TOP	Result
1st	12:31	LS47	4-13	1:45	punt
1st	07:39	AR40	1-40	0:09	*TOUCHDOWN
1st	06:24	LS22	3-4	0:51	punt
1st	03:53	LS19	6-3	4:06	punt
2nd	12:48	LS23	14-77	7:24	*TOUCHDOWN
2nd	02:36	LS13	6-22	1:57	punt
2nd	00:36	AR38	1-(-5)	0:15	fumble
3rd	15:00	LS25	3-8	1:29	punt
3rd	11:51	LS41	4-59	2:07	*TOUCHDOWN
3rd	06:08	LS48	5-30	2:56	*FIELD GOAL
3rd	01:45	LS30	3-9	1:52	punt
4th	12:37	LS25	5-30	2:38	punt
4th	09:51	LS50	6-25	2:51	downs
4th	05:27	LS41	9-58	5:27	end of game

### at Mississippi State

Qtr.	Time	Start	Pl-Yds	TOP	Result
1st	15:00	MS17	14-81	6:33	*FIELD GOAL
1st	04:44	MS26	5-18	2:43	punt
1st	00:21	MS47	11-53	4:53	*TOUCHDOWN
2nd	09:31	MS28	8-72	4:11	*TOUCHDOWN
2nd	00:00	AR36	0-6	0:00	fumble
2nd	00:32	MS25	1-5	0:32	end of half
3rd	11:19	MS25	6-75	2:37	*TOUCHDOWN
3rd	07:45	AR04	1-4	0:04	*TOUCHDOWN
3rd	04:19	MS42	3-58	1:17	*TOUCHDOWN
3rd	01:06	MS50	6-50	3:02	*TOUCHDOWN
4th	09:21	MS28	8-72	4:01	*TOUCHDOWN
4th	02:28	MS22	3-17	2:28	end of game

# GAME 1: PORTLAND STATE

## ARKANSAS DRIVE CHARTS

### Missouri

Qtr.	Time	Start	Pl-Yds	TOP	Result
1st	10:47	AR20	3-9	1:50	punt
1st	07:14	AR18	4-(-6)	2:26	punt
1st	03:55	AR13	6-22	3:26	interception
2nd	13:11	AR25	2-(-25)	0:38	fumble
2nd	12:33	AR25	3-1	1:56	punt
2nd	09:54	AR24	10-36	4:33	downs
2nd	02:33	AR03	3-4	0:54	punt
2nd	00:35	AR25	2-10	0:35	end of half
3rd	15:00	AR25	3-7	1:18	punt
3rd	13:42	AR47	6-49	1:52	downs
3rd	08:13	AR22	5-39	1:52	downs
3rd	01:48	AR25	3-0	1:20	punt
4th	12:38	AR13	6-16	2:52	punt
4th	08:04	AR33	4-15	3:01	punt
4th	02:26	AR38	4-20	2:26	end of half

## OPPONENT DRIVE CHARTS

### Missouri

Qtr.	Time	Start	Pl-Yds	TOP	Result
1st	15:00	MO25	11-75	4:06	*TOUCHDOWN
1st	08:57	MO29	3-9	1:43	punt
1st	04:48	MO49	3-8	0:53	punt
1st	00:29	AR35	6-35	2:18	*TOUCHDOWN
2nd	12:33	AR00	0-0	0:00	*TOUCHDOWN
2nd	10:37	MO34	3-5	0:43	punt
2nd	05:21	MO40	8-58	2:48	downs
2nd	01:39	AR43	6-43	1:04	*TOUCHDOWN
3rd	00:00	MO37	0-16	0:00	fumble
3rd	11:50	MO04	9-96	3:31	*TOUCHDOWN
3rd	06:21	MO39	10-37	4:33	*FIELD GOAL
3rd	00:28	MO44	5-7	2:50	punt
4th	09:46	MO18	3-6	1:42	punt
4th	05:03	MO16	3-8	2:37	punt

## AP POLL

As of Aug. 19, 2019

Rank	Team	Record	Points	Previous
1	Clemson (52)	0-0	1540	-
2	Alabama (10)	0-0	1496	-
3	Georgia	0-0	1403	-
4	Oklahoma	0-0	1331	-
5	Ohio State	0-0	1261	-
6	LSU	0-0	1199	-
7	Michigan	0-0	1164	-
8	Florida	1-0	1054	-
9	Notre Dame	0-0	1044	-
10	Texas	0-0	1005	-
11	Oregon	0-0	860	-
12	Texas A&M	0-0	852	-
13	Washington	0-0	786	-
14	Utah	0-0	772	-
15	Penn State	0-0	651	-
16	Auburn	0-0	578	-
17	UCF	0-0	410	-
18	Michigan State	0-0	377	-
19	Wisconsin	0-0	370	-
20	Iowa	0-0	330	-
21	Iowa State	0-0	302	-
22	Syracuse	0-0	209	-
23	Washington State	0-0	200	-
24	Nebraska	0-0	154	-
25	Stanford	0-0	141	-

Others receiving votes: Missouri 117, Army 94, Mississippi State 87, Miami 70, Northwestern 63, TCU 57, Virginia 44, Boise State 38, Cincinnati 16, South Carolina 15, Virginia Tech 12, Fresno State 8, Utah State 8, Minnesota 7, Memphis 6, Appalachian State 5, West Virginia 3, Oklahoma State 3, UAB 3, Arizona State 3, Arizona 1, USC 1

## AMWAY COACHES POLL

As of Aug. 1, 2019

Rank	Team	Record	Points	Previous
1	Clemson (59)	0-0	1619	-
2	Alabama (6)	0-0	1566	-
3	Georgia	0-0	1447	-
4	Oklahoma	0-0	1415	-
5	Ohio State	0-0	1368	-
6	LSU	0-0	1218	-
7	Michigan	0-0	1155	-
8	Florida	1-0	1103	-
9	Notre Dame	0-0	1100	-
10	Texas	0-0	1038	-
11	Texas A&M	0-0	893	-
12	Washington	0-0	834	-
13	Oregon	0-0	787	-
14	Penn State	0-0	699	-
15	Utah	0-0	642	-
16	Auburn	0-0	606	-
17	UCF	0-0	436	-
18	Wisconsin	0-0	436	-
19	Iowa	0-0	343	-
20	Michigan State	0-0	313	-
21	Washington State	0-0	274	-
22	Syracuse	0-0	227	-
23	Stanford	0-0	200	-
24	Iowa State	0-0	169	-
25	Northwestern	0-0	161	-

Others receiving votes: Nebraska 152, Boise State 118, Mississippi State 111, Miami 94, Army 91, Kentucky 79, Virginia Tech 64, TCU 63, USC 47, Fresno State 32, Utah State 32, Virginia 30, Cincinnati 25, West Virginia 24, Memphis 24, Oklahoma State 20, South Carolina 15, NC State 12, Duke 10, Boston College 5, Florida State 4, Baylor 4, Appalachian State 4, Houston 3, North Texas 3, Temple 2, Arizona State 2, UCLA 2, Minnesota 1, Ole Miss 1, Tennessee 1, Troy 1

# GAME 1: PORTLAND STATE

## ALPHABETICAL ROSTER

No.	Name	Pos.
68	Kirby Adcock	OL
3	McTelvin Agim	DL
44	Jermarcus Arnold	RB
84	Peyton Ausley	WR
28	Reid Bauer	P
86	Jamario Bell	DL
35	Matt Berry	DB
24	LaDarrius Bishop	DB
15	Simeon Blair	DB
9	Greg Brooks Jr.	DB
5	Rakeem Boyd	RB
34	Martaveous Brown	DB
21	Montaric Brown	DB
16	Treyton Burks	WR
23	Devin Bush	CB
54	Austin Capps	OL
91	Taurean Carter	DL
1	Jalen Catalon	DB
6	Kendall Catalon	WR
16	Malik Chavis	DB
17	Hudson Clark	DB
66	Ty Clary	OL
13	Collin Clay	DL
57	Shane Clinin	OL
76	Myron Cunningham	OL
2	Kamren Curl	DB
20	Jordon Curtis	DB
22	Deon Edwards	LB
7	Joe Foucha	DB
48	Nicholas Fulwider	DL
38	Karch Gardiner	WR
73	Noah Gatlin	OL
5	Dorian Gerald	DL
50	Eric Gregory	DL
89	Grayson Gunter	TE
92	Elias Hale	DL
41	T.J. Hammonds	RB
59	Morgan Hanna	DL
14	Chase Harrell	TE
8	De'Jon Harris	LB
2	Chase Hayden	RB
27	Hayden Henry	LB
82	Hudson Henry	TE
38	Chad Hesson	RB
6	Ben Hicks	QB
64	Audry Horn	OL
58	Griffin Hunt	DL
11	Daulton Hyatt	WR
74	Colton Jackson	OL
3	Koilan Jackson	WR
99	Enoch Jackson Jr.	DL
15	T.Q. Jackson	WR
1	K.J. Jefferson	QB
43	Cedric Johnson	LB
32	Hayden Johnson	TE
9	John Stephen Jones	QB
10	Jordan Jones	WR
70	Luke Jones	OL
67	Logan Kallesen	OL
87	Blake Kern	TE
7	Trey Knox	WR
62	Brady Latham	OL
55	Beaux Limmer	OL
19	Connor Limpert	K
18	Jack Lindsey	QB
42	Sam Loy	P
42	Jonathan Marshall	DL
18	Myles Mason	DB
4	Jarques McClellion	DB
36	D'Vone McClure	LB
90	Marcus Miller	DL
39	John Miscoll	LB
31	Grant Morgan	LB
19	Tyson Morris	WR

## NUMERICAL ROSTER

No.	Name	Pos.	Ht.	Wt.	Cl.	Exp.	Hometown (Previous School)
1	Jalen Catalon	DB	5-10	196	Fr.	HS	Mansfield, Texas (Mansfield Legacy HS)
1	K.J. Jefferson	QB	6-3	228	Fr.	HS	Sardis, Miss. (North Panola HS)
1	De'Vion Warren	WR	5-10	188	Jr.	2L	Monroe, La. (Ouachita Parish HS)
2	Kamren Curl	DB	6-2	198	Jr.	2L	San Diego, Calif. (Muskogee [Okla.] HS)
2	Chase Hayden	RB	5-10	205	Jr.	2L	Memphis, Tenn. (Saint George's Independent School)
3	McTelvin Agim	DL	6-3	300	Sr.	3L	Texarkana, Texas (Hope [Ark.] HS)
3	Koilan Jackson	WR	6-2	211	So.	1L	Little Rock, Ark. (Joe T. Robinson HS)
4	Jarques McClellion	DB	6-0	175	So.	1L	Lake Worth, Fla. (American Heritage School)
4	Shamar Nash	WR	6-3	195	Fr.	HS	Memphis, Tenn. (IMG Academy)
5	Rakeem Boyd	RB	6-0	213	Jr.	1L	Stratford, Texas (Independence [Kan.] CC)
5	Dorian Gerald	DL	6-3	261	Sr.	1L	Florence, S.C. (College of the Canyons [Calif.]
6	Kendall Catalon	WR	5-9	184	So.	TR	Mansfield, Texas (Southern
6	Ben Hicks	QB	6-1	217	Sr.	TR	Waco, Texas (SMU)
6	Gabe Richardson	DL	6-3	240	Sr.	2L	Decatur, Ga. (Hutchinson [Kan.] CC)
7	Joe Foucha	DB	5-11	195	So.	1L	New Orleans, La. (McDonogh 35 HS)
7	Trey Knox	WR	6-5	205	Fr.	HS	Murfreesboro, Tenn. (Blackman HS)
8	De'Jon Harris	LB	6-0	248	Sr.	3L	Harvey, La. (John Ehret HS)
8	Mike Woods	WR	6-1	203	So.	1L	Magnolia, Texas (Magnolia HS)
9	Greg Brooks Jr.	DB	5-11	179	Fr.	HS	Harvey, La. (West Jefferson HS)
9	John Stephen Jones	QB	5-11	199	R-Fr.	RS	Dallas, Texas (Highland Park HS)
10	Jordan Jones	WR	6-1	185	Jr.	2L	Smackover, Ark. (Smackover HS)
10	Bumper Pool	LB	6-2	228	So.	1L	Lucas, Texas (Lovejoy HS)
11	Daulton Hyatt	WR	6-4	197	So.	1L	Arab, Ala. (Etowah HS)
11	Mataio Soli	DL	6-4	239	Fr.	HS	Douglasville, Ga. (Douglas County HS)
13	Collin Clay	DL	6-5	285	Fr.	HS	Oklahoma City, Okla. (Putnam City HS)
13	Deon Stewart	WR	5-11	161	Sr.	3L	Hardy, Ark. (Highland HS)
14	Chase Harrell	TE	6-4	249	Sr.	1L	Huffman, Texas (Kansas)
14	Nathan Parodi	DB	5-9	170	R-Fr.	RS	Austin, Texas (Lake Travis HS)
14	Britto Tutt	DB	6-1	176	Sr.	2L	Augusta, Ga. (Ventura [Calif.] College)
15	Simeon Blair	DB	5-10	200	R-Fr.	RS	Pine Bluff, Ark. (Pine Bluff HS)
15	T.Q. Jackson	WR	6-4	197	Fr.	HS	Jefferson, Texas (Jefferson HS)
16	Treyton Burks	WR	6-3	223	Fr.	HS	Warren, Ark. (Warren HS)
16	Malik Chavis	DB	6-2	198	Fr.	HS	Rison, Ark. (Rison HS)
17	Hudson Clark	DB	6-2	171	Fr.	HS	Dallas, Texas (Highland Park HS)
17	Nick Starkel	QB	6-3	214	Jr.	TR	Argyle, Texas (Texas A&M)
18	Jack Lindsey	QB	6-2	204	Jr.	1L	Fayetteville, Ark. (Springdale HS)
18	Myles Mason	DB	6-2	203	So.	1L	Trussville, Ala. (Hewitt-Trussville HS)
19	Connor Limpert	K	6-1	175	Sr.	3L	Allen, Texas (Allen HS)
19	Tyson Morris	WR	6-1	200	So.	1L	Helena-West Helena, Ark. (Fayetteville HS)
20	Jordon Curtis	DB	6-0	176	So.	1L	Jenks, Okla. (Jenks HS)
21	Montaric Brown	DB	6-0	187	So.	1L	Ashdown, Ark. (Ashdown HS)
21	Devwah Whaley	RB	5-11	212	Sr.	3L	Beaumont, Texas (Central HS)
22	Deon Edwards	LB	6-1	220	Jr.	2L	Clermont, Fla. (Lake Minneola HS)
22	Trelon Smith	RB	5-9	184	So.	TR	Houston, Texas (Arizona State)
23	Devin Bush	CB	6-0	203	Fr.	HS	New Orleans, La. (Edna Karr HS)
24	LaDarrius Bishop	DB	6-0	193	R-Fr.	RS	Ashdown, Ark. (Ashdown HS)
24	A'Montae Spivey	RB	6-1	192	Fr.	HS	Phenix City, Ala. (Central HS)
25	Zach Zimos	LB	6-4	211	Fr.	HS	Richmond, Texas (Fort Bend Travis HS)
26	Micahh Smith	DB	6-0	201	Jr.	2L	Marshall, Texas (Marshall HS)
26	Reid Turner	RB	5-10	180	Fr.	HS	Farmington, Ark. (Farmington HS)
27	Hayden Henry	LB	6-2	226	Jr.	2L	Little Rock, Ark. (Pulaski Academy)
28	Reid Bauer	P	5-11	198	So.	1L	Magnolia, Texas (Magnolia HS)
28	Andrew Parker	LB	6-2	237	R-Fr.	RS	New Orleans, La. (Sophie B. Wright HS)
29	Jared Sackett	K	6-1	180	Jr.	TR	Fort Worth, Texas (UTSA)
29	Asa Shearin	LB	6-1	219	Fr.	HS	Jonesboro, Ark. (Jonesboro HS)
31	Grant Morgan	LB	5-11	229	Jr.	2L	Greenwood, Ark. (Greenwood HS)
32	Hayden Johnson	TE	6-2	248	Sr.	3L	Columbia, Mo. (Rock Bridge HS)
33	Logan Orr	LB	6-2	230	Fr.	HS	Jonesboro, Ark. (Jonesboro HS)
34	Martaveous Brown	DB	6-0	190	So.	SO	Marianna, Ark. (Arkansas Tech)
35	Matt Berry	DB	5-10	200	Sr.	1L	Booneville, Ark. (Ouachita Baptist University)
36	D'Vone McClure	LB	6-2	219	Jr.	2L	Rixey, Ark. (Jacksonville HS)
37	Brenden Young	DB	6-1	202	Sr.	2L	Little Rock, Ark. (Ouachita Baptist University)
38	Chad Hesson	RB	5-9	193	So.	HS	Lucas, Texas (Adams State)
38	Karch Gardiner	WR	5-9	171	Fr.	HS	El Paso, Texas (Del Valle HS)
39	John Miscoll	LB	6-2	209	So.	HS	Southlake, Texas (Northeastern State)
40	Trey Purifoy	TE	6-7	246	Sr.	SO	Little Rock, Ark. (Ouachita Baptist University)
40	Anthony Travis	LB	6-2	230	Fr.	HS	Fort Smith, Ark. (Fort Smith Northside HS)
41	T.J. Hammonds	RB	5-10	184	R-Jr.	2L	Little Rock, Ark. (Joe T. Robinson HS)
42	Sam Loy	P	6-1	195	Jr.	TR	San Clemente, Calif. (Colorado)
42	Jonathan Marshall	DL	6-3	299	Jr.	2L	Shepherd, Texas (Shepherd HS)
43	Cedric Johnson	LB	6-0	206	So.	TR	Dallas, Texas (University of Mary)
44	Jermarcus Arnold	RB	5-8	186	Jr.	TR	Marianna, Ark. (Arkansas Baptist)
44	Cameron Vail	DB	6-1	187	R-Fr.	RS	Bryant, Ark. (Bryant HS)
48	Nicholas Fulwider	DL	6-7	260	R-Fr.	RS	Tyrone, Ga. (Sandy Creek HS)



# GAME 1: PORTLAND STATE

## NUMERICAL ROSTER

No.	Name	Pos.	Ht.	Wt.	Cl.	Exp.	Hometown (Previous School)
48	Jordan Silver	LS	6-1	217	So.	1L	Branson, Mo. (Branson HS)
49	McKinley Williams	LB	6-4	201	R-Fr.	RS	Sheridan, Ark. (Sheridan HS)
50	Eric Gregory	DL	6-4	275	Fr.	HS	Memphis, Tenn. (IMG Academy)
50	Chibueze Nwanna	OL	6-7	329	Jr.	TR	Hyattsville, Md. (Lackawanna CC)
51	Ricky Stromberg	OL	6-4	266	Fr.	HS	Tulsa, Okla. (Union HS)
52	T.J. Smith	DL	6-3	293	Sr.	3L	Moultrie, Ga. (Colquitt County HS)
53	John Oehrlein	LS	6-1	244	Fr.	HS	Austin, Texas (Westlake HS)
54	Austin Capps	OL	6-4	304	Sr.	3L	Star City, Ark. (Star City HS)
54	Jake Yurachek	LB	6-0	239	R-Fr.	TR	Friendswood, Texas (Colorado)
55	Beaux Limmer	OL	6-5	293	Fr.	HS	Tyler, Texas (Tyler Lee HS)
56	Zach Williams	DL	6-4	224	Fr.	HS	Little Rock, Ark. (Joe T. Robinson HS)
57	Shane Clemen	OL	6-6	302	So.	1L	Festus, Mo. (Jefferson HS)
58	Griffin Hunt	DL	6-4	230	R-Fr.	RS	Lucas, Texas (Lovejoy HS)
59	Morgan Hanna	DL	6-4	201	Fr.	HS	Greenwood, Ark. (Greenwood HS)
62	Brady Latham	OL	6-5	284	Fr.	HS	Jenks, Okla. (Jenks HS)
64	Audry Horn	OL	6-2	303	So.	SQ	Benton, Ark. (Little Rock Catholic HS)
66	Ty Clary	OL	6-4	285	Jr.	2L	Fayetteville, Ark. (Fayetteville HS)
67	Logan Kallesen	OL	6-4	299	Fr.	HS	Springdale, Ark. (Shiloh Christian)
68	Kirby Adcock	OL	6-5	288	So.	1L	Nashville, Ark. (Nashville HS)
69	Austin Nix	OL	6-2	286	Fr.	HS	Texarkana, Ark. (Arkansas HS)
70	Luke Jones	OL	6-5	299	R-Fr.	TR	Little Rock, Ark. (Notre Dame)
71	Ryan Winkel	OL	6-6	285	R-Fr.	RS	Memphis, Tenn. (Christian Brothers HS)
72	Drew Vest	OL	6-6	278	Fr.	HS	Searcy, Ark. (Searcy HS)
73	Noah Gatlin	OL	6-7	302	R-Fr.	RS	Jonesboro, Ark. (Jonesboro HS)
74	Colton Jackson	OL	6-5	298	Sr.	3L	Conway, Ark. (Conway HS)
75	Silas Robinson	OL	6-4	306	R-Fr.	RS	Yoakum, Texas (Yoakum HS)
76	Myron Cunningham	OL	6-6	290	Jr.	TR	Warren, Ohio (Iowa Central CC)
78	Dalton Wagner	OL	6-9	308	So.	1L	Spring Grove, Ill. (Richmond Burton HS)
79	Dylan Rathcke	OL	6-5	293	Fr.	HS	Baton Rouge, La. (University Lab HS)
80	Brett Nabors	WR	6-3	182	Fr.	HS	Nashville, Tenn. (Christ Presbyterian Academy)
80	Matthew Phillips	P	5-10	180	So.	1L	Brentwood, Tenn. (Brentwood HS)
81	Jackson Salley	WR	6-0	183	Fr.	HS	Rockwall, Texas (Rockwall-Heath HS)
82	Hudson Henry	TE	6-5	238	Fr.	HS	Little Rock, Ark. (Pulaski Academy)
83	Jimmie Stoudemire	WR	6-2	204	R-Jr.	RS	Prattville, Ala. (Riverside City [Calif.] College)
84	Peyton Ausley	WR	6-2	185	R-Fr.	RS	Austin, Texas (Vandegriff High School)
85	Cheyenne O'Grady	TE	6-4	256	Sr.	2L	Fayetteville, Ark. (Fayetteville HS)
86	Jamario Bell	DL	6-5	265	Sr.	1L	Junction City, Ark. (Junction City HS)
86	John David White	WR	5-11	171	Fr.	HS	Little Rock, Ark. (Pulaski Academy)
87	Blake Kern	TE	6-4	256	Jr.	1L	Lamar, Ark. (Lamar HS)
89	Grayson Gunter	TE	6-6	243	Jr.	2L	Madison, Miss. (Madison Central HS)
90	Marcus Miller	DL	6-5	299	Fr.	HS	Warren, Ark. (Warren HS)
91	Taurean Carter	DL	6-3	288	Fr.	HS	Mansfield, Texas (Mansfield Legacy HS)
92	Elias Hale	DL	6-4	257	Jr.	SQ	Fayetteville, Ark. (Fayetteville HS)
92	Chad Stephens	P	5-11	188	Jr.	SQ	Owasso, Okla. (Dodge City CC)
93	Isaiah Nichols	DL	6-3	277	R-Fr.	RS	Springdale, Ark. (Springdale HS)
94	David Porter	DL	6-3	250	So.	SQ	Little Rock, Ark. (Joe T. Robinson HS)
99	Enoch Jackson Jr.	DL	6-0	292	Fr.	HS	Mansfield, Texas (Mansfield Legacy HS)

Roster by Class: Senior - 19 | Junior - 25 | Sophomore - 24 | Freshman - 53

## FOOTBALL STAFF

### Coaching Staff

Chad Morris   Head Coach.....	2nd Season
John Chavis   Defensive Coordinator/LBs.....	2nd Season
Joe Craddock   Offensive Coordinator/QBs.....	2nd Season
Steve Caldwell   Defensive Line.....	2nd Season
Ron Cooper   Secondary.....	2nd Season
Dustin Fry   Offensive Line.....	2nd Season
Kenny Ingram   Defensive Tackles.....	1st Season
Barry Lunney Jr.   Tight Ends/Special Teams.....	7th Season
Mark Smith   Secondary.....	2nd Season
Justin Stepp   Wide Receivers.....	2nd Season
Jeff Traylor   Associate Head Coach/RBs.....	2nd Season

### Graduate Assistants

Imarjaye Albury   Defense.....	2nd Season
Kyle Brende   Equipment.....	2nd Season
Mark Modleski   Offense.....	2nd Season
Will Gilchrist   Defense.....	1st Season
Cass McCord   Video.....	1st Season
Austin Van Poucke   Operations.....	1st Season

### Quality Control/Analysts

Will Bryant   Offense.....	2nd Season
Kap Dede   Defense.....	1st Season
Alonzo Hampton   Defense.....	1st Season
Jess Loepp   Offense.....	1st Season
John Roberts   Defense.....	5th Season
Daniel Da Prato   Special Teams.....	1st Season

### Support Staff

Randy Ross   Football Operations.....	2nd Season
Trumain Carroll   Strength & Conditioning.....	2nd Season
Dave Polanski   Athletic Training.....	2nd Season
Bobby Allen   HS/NFL Relations.....	7th Season
SJ Tuohy   Football Operations.....	2nd Season
Sam Ogden   Video.....	2nd Season
Jake Rosch   Equipment.....	6th Season
Ty Gatson   Offensive Player Personnel.....	2nd Season
Alex Dale   Defensive Player Personnel.....	1st Season

## ALPHABETICAL ROSTER

No.	Name	Pos.
80	Brett Nabors.....	WR
4	Shamar Nash.....	WR
93	Isaiah Nichols.....	DL
69	Austin Nix.....	OL
50	Chibueze Nwanna.....	OL
53	John Oehrlein.....	LS
85	Cheyenne O'Grady.....	TE
33	Logan Orr.....	LB
28	Andrew Parker.....	LB
14	Nathan Parodi.....	DB
80	Matthew Phillips.....	P
10	Bumper Pool.....	LB
94	David Porter.....	DL
40	Trey Purifoy.....	TE
79	Dylan Rathcke.....	OL
6	Gabe Richardson.....	DL
75	Silas Robinson.....	OL
29	Jared Sackett.....	K
81	Jackson Salley.....	WR
29	Asa Shearin.....	LB
48	Jordan Silver.....	LS
26	Micahh Smith.....	DB
52	T.J. Smith.....	DL
22	Trelon Smith.....	RB
11	Mataio Soli.....	DL
24	A'Montae Spivey.....	RB
17	Nick Starkel.....	QB
92	Chad Stephens.....	P
13	Deon Stewart.....	WR
83	Jimmie Stoudemire.....	WR
51	Ricky Stromberg.....	OL
40	Boo Travis.....	LB
26	Reid Turner.....	RB
14	Britto Tutt.....	DB
44	Cameron Vail.....	DB
72	Drew Vest.....	OL
78	Dalton Wagner.....	OL
1	De'Vion Warren.....	WR
21	Devwah Whaley.....	RB
86	John David White.....	WR
49	McKinley Williams.....	LB
56	Zach Williams.....	DL
71	Ryan Winkel.....	OL
8	Michael Woods.....	WR
37	Brenden Young.....	DB
54	Jake Yurachek.....	LB
25	Zach Zimos.....	LB

## PRONUNCIATIONS

McTelvin Agim.....	UH-geem
Peyton Ausley.....	OZ-lee
Taurean Carter.....	Tore-ee-an
Joe Foucha.....	foo-SHAY
De'Jon Harris.....	DEE-jhon
Koilan Jackson.....	Coy-Lynn
Enoch Jackson Jr.....	Ee-knock
Barry Lunney Jr.....	LUHN-ee
Jarques McClellion.....	JAR-kwezz
D'Vone McClure.....	de-VON
Chibueze Nwanna.....	cha-BOY-zee nah-WAH-na
Nathan Parodi.....	pa-ro-DEE
Dylan Rathcke.....	Wrath-key
Mataio Soli.....	mah-TYE-oh
Britto Tutt.....	BREE-toe
De'Vion Warren.....	Deh-VEE-on
Devwah Whaley.....	DEV-wah
Zach Zimos.....	ZIE-mus

# GAME 1: PORTLAND STATE



## McTELVIN AGIM

3



Defensive Line | 6-3 | 294 | Senior  
Texarkana, Texas | Hope (Ark.) HS

### QUICK HITS

- Arkansas' active career leader in tackles for loss (23.0).
- Only Razorback on roster to have forced multiple fumbles in two different games.
- Played in 1,512 defensive snaps over the last three years.
- Ranked 12th in the SEC in tackles for loss with 10.0 in 2018 - first Razorback with double-digit TFLs since Deatrich Wise Jr. (10.5) in 2015.

### CAREER STATS

	GP/GS	UA	A	ToT	TFL-YDS	SCK-YDS	FF	FR-YDS	INT-YDS	QBH	BRUP
2016	13/5	8	19	27	5.5-23	2.5-13	0	0-0	0-0	2	0
2017	12/11	15	22	37	7.5-33	2.5-19	2	0-0	0-0	3	3
2018	12/12	19	26	45	10.0-44	4.5-25	3	1-0	0-0	11	1
<b>TOTAL</b>	<b>37/28</b>	<b>42</b>	<b>67</b>	<b>109</b>	<b>23.0-100</b>	<b>9.5-57</b>	<b>4</b>	<b>1-0</b>	<b>0-0</b>	<b>16</b>	<b>4</b>

### GAME-BY-GAME STATS

	GP/GS	UA	A	ToT	TFL-YDS	SCK-YDS	FF	FR-YDS	INT-YDS	QBH	BRUP
EASTERN ILLINOIS	1/1	2	1	3	1.0-1	0.0-0	0	0-0	0-0	2	1
at Colorado State	1/1	2	2	4	1.0-7	0.0-0	2	1-0	0-0	2	0
NORTH TEXAS	1/1	1	1	2	0.5-1	0.0-0	0	0-0	0-0	3	0
at Auburn	1/1	3	0	3	1.0-6	1.0-6	0	0-0	0-0	0	0
vs. Texas A&M	1/1	2	1	3	0.0-0	0.0-0	0	0-0	0-0	0	0
ALABAMA	1/1	1	5	6	0.5-1	0.0-0	0	0-0	0-0	0	0
OLE MISS	1/1	2	1	3	0.0-0	0.0-0	0	0-0	0-0	0	0
TULSA	1/1	2	5	7	3.5-18	2.0-11	0	0-0	0-0	3	0
VANDERBILT	1/1	1	1	2	0.5-3	0.5-3	0	0-0	0-0	1	0
LSU	1/1	1	5	6	1.5-6	1.0-5	1	0-0	0-0	0	0
at Mississippi State	1/1	1	4	5	0.5-1	0.0-0	0	0-0	0-0	0	0
at Missouri	1/1	1	0	1	0.0-0	0.0-0	0	0-0	0-0	0	0
<b>TOTAL</b>	<b>12/12</b>	<b>19</b>	<b>26</b>	<b>45</b>	<b>10.0-44</b>	<b>4.5-25</b>	<b>3</b>	<b>1-0</b>	<b>0-0</b>	<b>11</b>	<b>1</b>

### SEASON HIGHS

Tackles ..... 7 vs. Tulsa (10/20/18)  
Tackles For Loss ..... 3.5 vs. Tulsa (10/20/18)  
Sacks ..... 2.0 vs. Tulsa (10/20/18)  
QB Hurries ..... 3 (2x) last vs. Tulsa (10/20/18)  
Pass Breakups ..... 1 vs. Eastern Illinois (9/1/18)  
Forced Fumbles ..... 2 at Colorado State (9/8/18)

### CAREER HIGHS

Tackles ..... 9 vs. TCU (9/9/17)  
Tackles For Loss ..... 3.5 vs. Tulsa (10/20/18)  
Sacks ..... 2.0 vs. Tulsa (10/20/18)  
QB Hurries ..... 3 vs. North Texas (9/15/18)  
Pass Breakups ..... 1 (4x) vs. Eastern Illinois (9/1/18)  
Forced Fumbles ..... 2 (2x) last at Colorado State (9/8/18)



## RAKEEM BOYD

5

Running Back | 6-0 | 213 | Junior  
Stratford, Texas | Independence CC (Kansas)

### QUICK HITS

- Led Arkansas in rushing with 734 yards on 123 attempts last year.
- Rushed for 100+ yards in three games in 2018, all three coming in conference play.
- The 38th Razorback in school history with three or more games of 100+ rushing yards.
- Ranked sixth in the league, averaging 6.0 yards per carry last season.
- 69-yard touchdown run vs. Ole Miss was Arkansas' longest play from scrimmage in 2018.

### CAREER STATS

	RUSHING						RECEIVING					
	GP/GS	ATT	YDS	AVG	TD	LNG	REC	YDS	AVG	TD	LNG	
2018	12/8	123	734	6.0	2	69	23	165	7.2	0	38	
TOTAL	12/8	123	734	6.0	2	69	23	165	7.2	0	38	

### GAME-BY-GAME STATS

		RUSHING					RECEIVING				
	GP/GS	ATT	YDS	AVG	TD	LNG	REC	YDS	AVG	TD	LNG
EASTERN ILLINOIS	1/0	6	12	2.0	0	7	1	8	8.0	0	8
at Colorado State	1/0	7	67	9.6	0	36	0	0	0.0	0	0
NORTH TEXAS	1/0	0	0	0.0	0	0	1	0	0.0	0	0
at Auburn	1/0	8	66	8.2	0	45	2	39	19.5	0	33
vs. Texas A&M	1/1	10	47	4.7	0	25	4	33	8.3	0	11
ALABAMA	1/1	15	102	6.8	0	32	5	24	4.8	0	21
OLE MISS	1/1	7	109	15.6	1	69	2	36	18.0	0	38
TULSA	1/1	22	99	4.5	0	17	3	14	4.6	0	6
VANDERBILT	1/1	19	113	5.9	1	27	0	0	0.0	0	0
LSU	1/1	10	30	3.0	0	11	4	3	0.7	0	3
at Mississippi State	1/1	14	84	6.0	0	31	1	8	8.0	0	8
at Missouri	1/1	5	5	1.0	0	5	0	0	0.0	0	0
TOTAL	12/8	123	734	6.0	2	69	23	165	7.2	0	38

### SEASON HIGHS

Rushes ..... 22 vs. Tulsa (10/20/18)  
Rushing Yards ..... 113 vs. Vanderbilt (10/27/18)  
Rushing Touchdowns ..... 1 (2x) last vs. Vanderbilt (10/27/18)  
Long Rush ..... 69 vs. Ole Miss (10/13/18)  
100-Yard Games ..... 3 last vs. Vanderbilt (10/27/18)  
Receptions ..... 5 vs. Alabama (10/6/18)  
Receiving Yards ..... 39 at Auburn (9/22/18)  
Receiving Touchdowns ..... None  
Long Reception ..... 38 vs. Ole Miss (10/13/18)

### CAREER HIGHS

Rushes ..... 22 vs. Tulsa (10/20/18)  
Rushing Yards ..... 113 vs. Vanderbilt (10/27/18)  
Rushing Touchdowns ..... 1 (2x) last vs. Vanderbilt (10/27/18)  
Long Rush ..... 69 vs. Ole Miss (10/13/18)  
100-Yard Games ..... 3 last vs. Vanderbilt (10/27/18)  
Receptions ..... 5 vs. Alabama (10/6/18)  
Receiving Yards ..... 39 at Auburn (9/22/18)  
Receiving Touchdowns ..... None  
Long Reception ..... 38 vs. Ole Miss (10/13/18)

# GAME 1: PORTLAND STATE



## MONTARIC BROWN

21

Defensive Back | 6-0 | 187 | Sophomore  
Ashdown, Ark. | Ashdown HS

### QUICK HITS

- Played in 11 of 12 games last season, starting three against Tulsa, Vanderbilt and at Missouri.
- Recorded best game of year in finale at Missouri with five tackles and a PBU.
- Totaled 203 defensive snaps as a redshirt freshman in 2018.
- Nickname - Buster
- Redshirted 2017 season.

### CAREER STATS

	GP/GS	UA	A	ToT	TFL-YDS	SCK-YDS	FF	FR-YDS	INT-YDS	QBH	BRUP
2018	11/3	8	1	9	0.0-0	0.0-0	0	0-0	0-0	0	1
<b>TOTAL</b>	<b>11/3</b>	<b>8</b>	<b>1</b>	<b>9</b>	<b>0.0-0</b>	<b>0.0-0</b>	<b>0</b>	<b>0-0</b>	<b>0-0</b>	<b>0</b>	<b>1</b>

### GAME-BY-GAME STATS

	GP/GS	UA	A	ToT	TFL-YDS	SCK-YDS	FF	FR-YDS	INT-YDS	QBH	BRUP
EASTERN ILLINOIS	1/0	1	1	2	0.0-0	0.0-0	0	0-0	0-0	0	0
at Colorado State	1/0	0	0	0	0.0-0	0.0-0	0	0-0	0-0	0	0
NORTH TEXAS	1/0	0	0	0	0.0-0	0.0-0	0	0-0	0-0	0	0
at Auburn	1/0	0	0	0	0.0-0	0.0-0	0	0-0	0-0	0	0
vs. Texas A&M	1/0	1	0	1	0.0-0	0.0-0	0	0-0	0-0	0	0
ALABAMA	1/0	0	0	0	0.0-0	0.0-0	0	0-0	0-0	0	0
OLE MISS	-/-	-	-	-	-	-	-	-	-	-	-
TULSA	1/1	0	0	0	0.0-0	0.0-0	0	0-0	0-0	0	0
VANDERBILT	1/1	1	0	1	0.0-0	0.0-0	0	0-0	0-0	0	0
LSU	1/0	0	0	0	0.0-0	0.0-0	0	0-0	0-0	0	0
at Mississippi State	1/0	0	0	0	0.0-0	0.0-0	0	0-0	0-0	0	0
at Missouri	1/1	5	0	5	0.0-0	0.0-0	0	0-0	0-0	0	1
<b>TOTAL</b>	<b>11/3</b>	<b>8</b>	<b>1</b>	<b>9</b>	<b>0.0-0</b>	<b>0.0-0</b>	<b>0</b>	<b>0-0</b>	<b>0-0</b>	<b>0</b>	<b>1</b>

### SEASON HIGHS

Tackles	5 at Missouri (11/23/18)
Double-Figure Tackle Games	None
Tackles For Loss	None
Sacks	None
Interceptions	None
Interception Return Yards	None
QB Hurries	None
Pass Breakups	1 at Missouri (11/23/18)
Forced Fumbles	None

### CAREER HIGHS

Tackles	5 at Missouri (11/23/18)
Double-Figure Tackle Games	None
Tackles For Loss	None
Sacks	None
Interceptions	None
Interception Return Yards	None
QB Hurries	None
Pass Breakups	1 at Missouri (11/23/18)
Forced Fumbles	None



## KAMREN CURL

2

Defensive Back | 6-2 | 198 | Junior  
San Diego, Calif. | Muskogee HS (Okla.)

### QUICK HITS

- Started all 11 games he played in 2018 at strong safety.
- Finished fourth on the team in tackles with 53, including 27 solo.
- Led the team in tackles for the second time in career at Auburn (9/22/18) with nine.
- Recorded at least three tackles in every game played, with five or more in six contests.
- 8 PBUs were the most by an Arkansas freshman since Lawrence Richardson (17) in 2001.

### CAREER STATS

	GP/GS	UA	A	ToT	TFL-YDS	SCK-YDS	FF	FR-YDS	INT-YDS	QBH	BRUP
2017	12/11	32	14	46	0.0-0	0.0-0	0	0-0	0-0	0	8
2018	11/11	27	26	53	0.0-0	0.0-0	1	0-0	0-0	1	5
<b>TOTAL</b>	<b>23/22</b>	<b>59</b>	<b>36</b>	<b>95</b>	<b>0.0-0</b>	<b>0.0-0</b>	<b>1</b>	<b>0-0</b>	<b>0-0</b>	<b>1</b>	<b>13</b>

### GAME-BY-GAME STATS

	GP/GS	UA	A	ToT	TFL-YDS	SCK-YDS	FF	FR-YDS	INT-YDS	QBH	BRUP
EASTERN ILLINOIS	1/1	1	2	3	0.0-0	0.0-0	0	0-0	0-0	0	0
at Colorado State	1/1	3	1	4	0.0-0	0.0-0	0	0-0	0-0	0	2
NORTH TEXAS	1/1	3	2	5	0.0-0	0.0-0	1	0-0	0-0	0	1
at Auburn	1/1	4	5	9	0.0-0	0.0-0	0	0-0	0-0	0	0
vs. Texas A&M	1/1	2	1	3	0.0-0	0.0-0	0	0-0	0-0	0	0
ALABAMA	1/1	3	2	5	0.0-0	0.0-0	0	0-0	0-0	0	1
OLE MISS	1/1	3	2	5	0.0-0	0.0-0	0	0-0	0-0	0	0
TULSA	1/1	2	1	3	0.0-0	0.0-0	0	0-0	0-0	0	0
VANDERBILT	1/1	5	2	7	0.0-0	0.0-0	0	0-0	0-0	0	0
LSU	1/1	1	4	5	0.0-0	0.0-0	0	0-0	0-0	1	1
at Mississippi State	1/1	0	4	4	0.0-0	0.0-0	0	0-0	0-0	0	0
at Missouri	-/-	-	-	-	-	-	-	-	-	-	-
<b>TOTAL</b>	<b>11/11</b>	<b>27</b>	<b>26</b>	<b>53</b>	<b>0.0-0</b>	<b>0.0-0</b>	<b>1</b>	<b>0-0</b>	<b>0-0</b>	<b>1</b>	<b>5</b>

### SEASON HIGHS

Tackles	9 at Auburn (9/22/18)
Tackles For Loss	None
Sacks	None
QB Hurries	1 vs. LSU (11/10/18)
Pass Breakups	2 at Colorado State (9/8/18)
Forced Fumbles	1 vs. North Texas (9/15/18)
Interceptions	None

### CAREER HIGHS

Tackles	9 at Auburn (9/22/18)
Tackles For Loss	None
Sacks	None
QB Hurries	1 vs. LSU (11/10/18)
Pass Breakups	3 at South Carolina (10/7/17)
Forced Fumbles	1 vs. North Texas (9/15/18)
Interceptions	None

# GAME 1: PORTLAND STATE



**JOE FOUCHA**

**7**

**Defensive Back | 5-11 | 195 | Sophomore**  
New Orleans, La. | McDonogh 35 HS

## QUICK HITS

- Played in nine games as a freshman in 2018, starting the season finale at Missouri.
- Totaled 192 snaps over the course of the year, 141 on defense and 51 on special teams.
- Made his first career appearance against EIU (9/1/18) recording two tackles.
- Tallied a season-best four stops at Mississippi State, one solo.
- Earned a 2018-best 78.9 tackling grade vs. the Bulldogs from Pro Football Focus.

## CAREER STATS

	GP/GS	UA	A	ToT	TFL-YDS	SCK-YDS	FF	FR-YDS	INT-YDS	QBH	BRUP
2018	9/1	6	5	11	0.0-0	0.0-0	0	0-0	0-0	0	0
<b>TOTAL</b>	<b>9/1</b>	<b>6</b>	<b>5</b>	<b>11</b>	<b>0.0-0</b>	<b>0.0-0</b>	<b>0</b>	<b>0-0</b>	<b>0-0</b>	<b>0</b>	<b>0</b>

## GAME-BY-GAME STATS

	GP/GS	UA	A	ToT	TFL-YDS	SCK-YDS	FF	FR-YDS	INT-YDS	QBH	BRUP
EASTERN ILLINOIS	1/0	1	1	2	0.0-0	0.0-0	0	0-0	0-0	0	0
at Colorado State	-/-	-	-	-	-	-	-	-	-	-	-
NORTH TEXAS	1/0	1	0	1	0.0-0	0.0-0	0	0-0	0-0	0	0
at Auburn	1/0	0	0	0	0.0-0	0.0-0	0	0-0	0-0	0	0
vs. Texas A&M	1/0	0	0	0	0.0-0	0.0-0	0	0-0	0-0	0	0
ALABAMA	-/-	-	-	-	-	-	-	-	-	-	-
OLE MISS	-/-	-	-	-	-	-	-	-	-	-	-
TULSA	1/0	0	1	1	0.0-0	0.0-0	0	0-0	0-0	0	0
VANDERBILT	1/0	0	0	0	0.0-0	0.0-0	0	0-0	0-0	0	0
LSU	1/0	0	0	0	0.0-0	0.0-0	0	0-0	0-0	0	0
at Mississippi State	1/0	1	3	4	0.0-0	0.0-0	0	0-0	0-0	0	0
at Missouri	1/1	3	0	3	0.0-0	0.0-0	0	0-0	0-0	0	0
<b>TOTAL</b>	<b>9/1</b>	<b>6</b>	<b>5</b>	<b>11</b>	<b>0.0-0</b>	<b>0.0-0</b>	<b>0</b>	<b>0-0</b>	<b>0-0</b>	<b>0</b>	<b>0</b>

## SEASON HIGHS

Tackles	.....4 at Mississippi State (11/17/18)
Tackles For Loss	.....None
Sacks	.....None
QB Hurries	.....None
Pass Breakups	.....None
Forced Fumbles	.....None
Interceptions	.....None

## CAREER HIGHS

Tackles	.....4 at Mississippi State (11/17/18)
Tackles For Loss	.....None
Sacks	.....None
QB Hurries	.....None
Pass Breakups	.....None
Forced Fumbles	.....None
Interceptions	.....None



**DORIAN GERALD**

**5**

**Defensive Lineman | 6-3 | 261 | Senior**  
Florence, S.C. | College of the Canyons (Calif.)

## QUICK HITS

- Played in eight games during his first season at Arkansas, starting the final two contests.
- Totaled 275 snaps over the course of the year, 245 coming on the defensive line
- Recorded multi-tackle performances in each of the last five games of the year.
- Had multiple solo stops in three of the last four games.
- Racked up a season-high nine tackles, with 1.5 TFLs, at Mississippi State on Nov. 17.

## CAREER STATS

	GP/GS	UA	A	ToT	TFL-YDS	SCK-YDS	FF	FR-YDS	INT-YDS	QBH	BRUP
2018	8/2	8	13	21	2.5-13	0.0-0	0	0-0	0-0	2	2
<b>TOTAL</b>	<b>8/2</b>	<b>8</b>	<b>13</b>	<b>21</b>	<b>2.5-13</b>	<b>0.0-0</b>	<b>0</b>	<b>0-0</b>	<b>0-0</b>	<b>2</b>	<b>2</b>

## GAME-BY-GAME STATS

	GP/GS	UA	A	ToT	TFL-YDS	SCK-YDS	FF	FR-YDS	INT-YDS	QBH	BRUP
EASTERN ILLINOIS	1/0	0	2	2	0.0-0	0.0-0	0	0-0	0-0	0	0
at Colorado State	-/-	-	-	-	-	-	-	-	-	-	-
NORTH TEXAS	-/-	-	-	-	-	-	-	-	-	-	-
at Auburn	-/-	-	-	-	-	-	-	-	-	-	-
vs. Texas A&M	1/0	0	0	0	0.0-0	0.0-0	0	0-0	0-0	0	0
ALABAMA	-/-	-	-	-	-	-	-	-	-	-	-
OLE MISS	1/0	1	0	1	0.0-0	0.0-0	0	0-0	0-0	0	0
TULSA	1/0	0	2	2	0.0-0	0.0-0	0	0-0	0-0	0	1
VANDERBILT	1/0	2	0	2	1.0-10	0.0-0	0	0-0	0-0	0	0
LSU	1/0	1	2	3	0.0-0	0.0-0	0	0-0	0-0	0	0
at Mississippi State	1/1	2	7	9	1.5-3	0.0-0	0	0-0	0-0	1	0
at Missouri	1/1	2	0	2	0.0-0	0.0-0	0	0-0	0-0	1	1
<b>TOTAL</b>	<b>8/2</b>	<b>8</b>	<b>13</b>	<b>21</b>	<b>2.5-13</b>	<b>0.0-0</b>	<b>0</b>	<b>0-0</b>	<b>0-0</b>	<b>2</b>	<b>2</b>

## SEASON HIGHS

Tackles	.....9 at Mississippi State (11/17/18)
Tackles For Loss	.....1.5 at Mississippi State (11/17/18)
Sacks	.....None
QB Hurries	.....1, twice, at Missouri (11/23/18)
Pass Breakups	.....1, twice, at Missouri (11/23/18)
Forced Fumbles	.....None
Interceptions	.....None

## CAREER HIGHS

Tackles	.....9 at Mississippi State (11/17/18)
Tackles For Loss	.....1.5 at Mississippi State (11/17/18)
Sacks	.....None
QB Hurries	.....1, twice, at Missouri (11/23/18)
Pass Breakups	.....1, twice, at Missouri (11/23/18)
Forced Fumbles	.....None
Interceptions	.....None



# GAME 1: PORTLAND STATE



## GRAYSON GUNTER

89

**Tight End | 6-6 | 243 | Junior**  
Madison, Miss. | Madison Central HS

### QUICK HITS

- Played in 11 of 12 games for the Razorbacks as a redshirt sophomore in 2018, starting twice.
- All four catches came in four different games last season.
- Recorded his first career touchdown vs. Tulsa (10/20/18)
- Redshirted his second season on campus.
- One of two players on 2019 roster from the state of Mississippi.

### CAREER STATS

	GP/GS	RECEIVING				RUSHING					
		REC	YDS	AVG	TD	LNG	ATT	YDS	AVG	TD	LNG
2016	13/0	1	29	29.0	0	29	0	0	0.0	0	0
2018	11/2	4	51	12.8	1	23	0	0	0.0	0	0
<b>TOTAL</b>	<b>24/2</b>	<b>5</b>	<b>80</b>	<b>16.0</b>	<b>1</b>	<b>29</b>	<b>0</b>	<b>0</b>	<b>0.0</b>	<b>0</b>	<b>0</b>

### GAME-BY-GAME STATS

	GP/GS	RECEIVING				RUSHING					
		REC	YDS	AVG	TD	LNG	ATT	YDS	AVG	TD	LNG
EASTERN ILLINOIS	1/0	0	0	0.0	0	0	0	0	0.0	0	0
at Colorado State	1/1	0	0	0.0	0	0	0	0	0.0	0	0
NORTH TEXAS	1/0	1	11	11.0	0	11	0	0	0.0	0	0
at Auburn	1/0	0	0	0.0	0	0	0	0	0.0	0	0
vs. Texas A&M	-	-	-	-	-	-	-	-	-	-	-
ALABAMA	1/0	1	10	10.0	0	10	0	0	0.0	0	0
OLE MISS	1/0	0	0	0.0	0	0	0	0	0.0	0	0
TULSA	1/0	1	7	7.0	1	7	0	0	0.0	0	0
VANDERBILT	1/1	0	0	0.0	0	0	0	0	0.0	0	0
LSU	1/0	1	23	23.0	0	23	0	0	0.0	0	0
at Mississippi State	1/0	0	0	0.0	0	0	0	0	0.0	0	0
at Missouri	1/1	0	0	0.0	0	0	0	0	0.0	0	0
<b>TOTAL</b>	<b>11/2</b>	<b>4</b>	<b>51</b>	<b>12.8</b>	<b>1</b>	<b>23</b>	<b>0</b>	<b>0</b>	<b>0.0</b>	<b>0</b>	<b>0</b>

### SEASON HIGHS

Receptions .....1 (4x) last vs. LSU (11/10/18)  
 Receiving Yards .....23 vs. LSU (11/10/18)  
 Receiving Touchdowns .....1 vs. Tulsa (10/20/18)  
 Long Reception .....23 vs. LSU (11/10/18)  
 Rushes .....None  
 Rushing Yards .....None  
 Rushing Touchdowns .....None

### CAREER HIGHS

Receptions .....1 (4x) last vs. LSU (11/10/18)  
 Receiving Yards .....23 vs. LSU (11/10/18)  
 Receiving Touchdowns .....1 vs. Tulsa (10/20/18)  
 Long Reception .....23 vs. LSU (11/10/18)  
 Rushes .....None  
 Rushing Yards .....None  
 Rushing Touchdowns .....None



## T.J. HAMMONDS

41

**Running Back | 5-10 | 184 | Redshirt Junior**  
Little Rock, Ark. | Joe T. Robinson HS

### QUICK HITS

- Played in four of the first five games last year, then did not play again to keep redshirt.
- Recorded the team's longest catch last year 64 yards for a TD at Colorado State (9/8).
- Had three carries in three of the four games played last season.
- His 88-yard TD run against Coastal Carolina ('17) was the sixth-longest run in team history.
- Also had a 60-yard TD catch vs. CC to be first Hog since 2012 with two TDs of 60+ yards.

### CAREER STATS

	GP/GS	RECEIVING				RUSHING					
		REC	YDS	AVG	TD	LNG	ATT	YDS	AVG	TD	LNG
2016	8/0	0	0	0.0	0	0	15	88	5.9	1	30
2017	12/0	2	64	32.0	1	60	32	267	8.3	1	88
2018	4/0	4	84	12.0	1	64	10	28	2.8	0	10
<b>TOTAL</b>	<b>24/0</b>	<b>6</b>	<b>148</b>	<b>24.7</b>	<b>2</b>	<b>64</b>	<b>57</b>	<b>397</b>	<b>6.9</b>	<b>2</b>	<b>88</b>

### GAME-BY-GAME STATS

	GP/GS	RECEIVING				RUSHING					
		REC	YDS	AVG	TD	LNG	ATT	YDS	AVG	TD	LNG
EASTERN ILLINOIS	1/0	1	3	3.0	0	3	3	14	4.7	0	10
at Colorado State	1/0	1	64	64.0	1	64	3	8	2.7	0	6
NORTH TEXAS	1/0	2	17	8.5	0	11	1	0	0.0	0	0
at Auburn	-/-	-	-	-	-	-	-	-	-	-	-
vs. Texas A&M	1/0	0	0	0.0	0	0	3	6	2.0	0	5
ALABAMA	-/-	-	-	-	-	-	-	-	-	-	-
OLE MISS	-/-	-	-	-	-	-	-	-	-	-	-
TULSA	-/-	-	-	-	-	-	-	-	-	-	-
VANDERBILT	-/-	-	-	-	-	-	-	-	-	-	-
LSU	-/-	-	-	-	-	-	-	-	-	-	-
at Mississippi State	-/-	-	-	-	-	-	-	-	-	-	-
at Missouri	-/-	-	-	-	-	-	-	-	-	-	-
<b>TOTAL</b>	<b>4/0</b>	<b>4</b>	<b>84</b>	<b>12.0</b>	<b>1</b>	<b>64</b>	<b>10</b>	<b>28</b>	<b>2.8</b>	<b>0</b>	<b>10</b>

### SEASON HIGHS

Rushes .....3 (2x) last at Colorado State (9/8/18)  
 Rushing Yards .....14 vs. Eastern Illinois (9/1/18)  
 Rushing Touchdowns .....None  
 Long Rush .....10 vs. Eastern Illinois (9/1/18)  
 Receptions .....2 vs. North Texas (9/15/18)  
 Receiving Yards .....64 at Colorado State (9/8/18)  
 Receiving Touchdowns .....1 at Colorado State (9/8/18)  
 Long Reception .....64 at Colorado State (9/8/18)

### CAREER HIGHS

Rushes .....11 at Ole Miss (10/28/17)  
 Rushing Yards .....119 vs. Coastal Carolina (11/4/17)  
 Rushing Touchdowns .....1 (2x), last vs. Coastal Carolina (11/4/17)  
 Long Rush .....88 vs. Coastal Carolina (11/4/17)  
 Receptions .....2 vs. North Texas (9/15/18)  
 Receiving Yards .....64 at Colorado State (9/8/18)  
 Receiving Touchdowns .....1 (2x) last at Colorado State (9/8/18)  
 Long Reception .....64 at Colorado State (9/8/18)

# GAME 1: PORTLAND STATE



## De'JON HARRIS

8

Linebacker | 6-0 | 248 | Senior  
Harvey, La. | John Ehret HS

### QUICK HITS

- Posted career day vs. Texas A&M (9/29/18), posting 16 tackles, 2.0 TFL and a sack.
- Led the Razorbacks in each of the last two seasons in total stops (115 & 118).
- Conference-high seven double-digit tackle performances in 2018.
- Led the SEC in total tackles, solo stops & tackles in SEC play during the regular season.
- Active SEC leader in career tackles with 270 heading into 2019 campaign.

### CAREER STATS

	GP/GS	UA	A	ToT	TFL-YDS	SCK-YDS	FF	FR-YDS	INT-YDS	QBH	BRUP
2016	12/0	18	19	37	2.0-8	1.0-6	1	0-0	0-0	0	0
2017	12/12	66	49	115	8.5-25	3.5-18	0	0-0	0-0	4	2
2018	12/12	62	56	118	9.0-23	2.0-11	1	1-0	0	2	5
<b>TOTAL</b>	<b>36/24</b>	<b>146</b>	<b>124</b>	<b>270</b>	<b>19.5-56</b>	<b>6.5-31</b>	<b>2</b>	<b>1-0</b>	<b>0-0</b>	<b>6</b>	<b>7</b>

### GAME-BY-GAME STATS

	GP/GS	UA	A	ToT	TFL-YDS	SCK-YDS	FF	FR-YDS	INT-YDS	QBH	BRUP
EASTERN ILLINOIS	1/1	4	5	9	0.0-0	0.0-0	1	0-0	0-0	0	0
at Colorado State	1/1	0	11	11	1.0-1	0.0-0	0	0-0	0-0	0	2
NORTH TEXAS	1/1	7	5	12	0.0-0	0.0-0	0	0-0	0-0	0	2
at Auburn	1/1	2	3	5	1.5-4	0.0-0	0	0-0	0-0	0	0
vs. Texas A&M	1/1	12	4	16	2.0-10	1.0-9	0	0-0	0-0	0	0
ALABAMA	1/1	5	6	11	0.5-1	0.0-0	0	0-0	0-0	0	0
OLE MISS	1/1	10	3	13	1.0-2	1.0-2	0	0-0	0-0	0	0
TULSA	1/1	2	3	5	0.0-0	0.0-0	0	0-0	0-0	1	1
VANDERBILT	1/1	8	3	11	1.0-1	0.0-0	0	0-0	0-0	0	0
LSU	1/1	4	8	12	2.0-4	0.0-0	0	0-0	0-0	0	0
at Mississippi State	1/1	1	4	5	0.0-0	0.0-0	0	0-0	0-0	0	0
at Missouri	1/1	7	1	8	0.0-0	0.0-0	0	1-0	0-0	1	0
<b>TOTAL</b>	<b>12/12</b>	<b>62</b>	<b>56</b>	<b>118</b>	<b>9.0-23</b>	<b>2.0-11</b>	<b>1</b>	<b>1-0</b>	<b>0</b>	<b>2</b>	<b>5</b>

### SEASON HIGHS

Tackles ..... 16 vs. Texas A&M (9/29/18)  
Tackles For Loss ..... 2.0 vs. Texas A&M (9/29/18)  
Double-Figure Tackle Games ..... 6, last vs. LSU (11/10/18)  
Sacks ..... 1.0 (2x) last vs. Ole Miss (10/13/18)  
Interceptions ..... None  
Interception Return Yards ..... None  
QB Hurries ..... 1 vs. Tulsa (10/20/18)  
Pass Breakups ..... 2 (2x) last vs. North Texas (9/15/18)  
Forced Fumbles ..... 1 vs. Eastern Illinois (9/1/18)

### CAREER HIGHS

Tackles ..... 16 vs. Texas A&M (9/29/18)  
Tackles For Loss ..... 2.0 (3x), last vs. Texas A&M (9/29/18)  
Double-Figure Tackle Games ..... 14, last vs. LSU (11/10/18)  
Sacks ..... 1.0 (6x) last vs. Ole Miss (10/13/18)  
Interceptions ..... None  
Interception Return Yards ..... 1 vs. Tulsa (10/20/18)  
QB Hurries ..... 3 vs. Missouri (11/24/17)  
Pass Breakups ..... 2 (2x) last vs. North Texas (9/15/18)  
Forced Fumbles ..... 1 (2x) vs. Eastern Illinois (9/1/18)



## CHASE HAYDEN

2

Running Back | 5-10 | 205 | Junior  
Memphis, Tenn. | Saint George's Independent School

### QUICK HITS

- Played in all 12 games for the Razorbacks as a sophomore in 2018.
- Totaled 220 snaps over the course of the season, 214 out of the backfield.
- Ranked third on the team in rushing with 251 yards and a touchdown on 57 carries.
- Racked up 70 yards on five carries, scoring once against Vanderbilt on Oct. 27.
- Had at least one carry in all but one game last season.

### CAREER STATS

	RUSHING						RECEIVING					
	GP/GS	ATT	YDS	AVG	TD	LNG	REC	YDS	AVG	TD	LNG	
2017	7/0	61	326	5.3	4	40	1	23	23.0	0	23	
2018	12/0	57	251	4.4	1	38	11	61	5.5	0	20	
TOTAL	19/0	118	578	4.9	5	40	12	84	7.0	0	23	

### GAME-BY-GAME STATS

		RUSHING					RECEIVING				
	GP/GS	ATT	YDS	AVG	TD	LNG	REC	YDS	AVG	TD	LNG
EASTERN ILLINOIS	1/0	4	6	0.8	0	3	1	2	2.0	0	2
at Colorado State	1/0	11	55	5.0	0	18	0	0	0.0	0	0
NORTH TEXAS	1/0	5	21	4.2	0	6	1	3	3.0	0	3
at Auburn	1/0	6	16	1.8	0	8	1	6	6.0	0	6
vs. Texas A&M	1/0	1	1	1.0	0	1	0	0	0.0	0	0
ALABAMA	1/0	2	18	9.0	0	17	2	26	13.0	0	20
OLE MISS	1/0	12	30	2.5	0	17	0	0	0.0	0	0
TULSA	1/0	9	43	4.8	0	10	1	7	7.0	0	7
VANDERBILT	1/0	5	70	14.0	1	38	5	17	3.4	0	7
LSU	1/0	0	0	0	0	0	0	0	0.0	0	0
at Mississippi State	1/0	1	-1	-1.0	0	-1	0	0	0.0	0	0
at Missouri	1/0	1	0	0	0	0	0	0	0.0	0	0
TOTAL	12/0	57	251	4.4	1	38	11	61	5.5	0	20

### SEASON HIGHS

Rushes ..... 12 vs. Ole Miss (10/13/18)  
Rushing Yards ..... 70 vs. Vanderbilt (10/27/18)  
Rushing Touchdowns ..... 1 vs. Vanderbilt (10/27/18)  
Long Rush ..... 38 vs. Vanderbilt (10/27/18)  
100-Yard Games ..... None  
Receptions ..... 5 vs. Vanderbilt (10/27/18)  
Receiving Yards ..... 26 vs. Alabama (10/6/18)  
Receiving Touchdowns ..... None  
Long Reception ..... 20 vs. Alabama (10/6/18)

### CAREER HIGHS

Rushes ..... 14 vs. Florida A&M (8/31/17)  
Rushing Yards ..... 120 vs. Florida A&M (8/31/17)  
Rushing Touchdowns ..... 2 vs. New Mexico State (9/30/17)  
Long Rush ..... 40 vs. Auburn (10/21/17)  
100-Yard Games ..... 1, 120 vs. Florida A&M (8/31/17)  
Receptions ..... 5 vs. Vanderbilt (10/27/18)  
Receiving Yards ..... 26 vs. Alabama (10/6/18)  
Receiving Touchdowns ..... None  
Long Reception ..... 23 vs. Auburn (10/21/17)

# GAME 1: PORTLAND STATE



## HAYDEN HENRY

27

Linebacker | 6-2 | 226 | Junior  
Little Rock, Ark. | Pulaski Academy

### QUICK HITS

- Played in all 12 games for the Razorbacks as a sophomore in 2018, starting once.
- Totaled 413 snaps over the course of the season, with 115 on defense.
- Recorded multiple tackles in five games last year, three in conference play.
- Made his first career start against Texas A&M (9/29/18), recording one tackle.
- Had a career high eight tackles against LSU (11/10/18).

### CAREER STATS

	GP/GS	UA	A	ToT	TFL-YDS	SCK-YDS	FF	FR-YDS	INT-YDS	QBH	BRUP
2017	12/0	3	0	3	0.0-0	0.0-0	0	0-0	0-0	0	0
2018	12/1	9	15	24	0.0-0	0.0-0	0	0-0	0-0	0	0
<b>TOTAL</b>	<b>24/1</b>	<b>12</b>	<b>15</b>	<b>27</b>	<b>0.0-0</b>	<b>0.0-0</b>	<b>0</b>	<b>0-0</b>	<b>0-0</b>	<b>0</b>	<b>0</b>

### GAME-BY-GAME STATS


	GP/GS	UA	A	ToT	TFL-YDS	SCK-YDS	FF	FR-YDS	INT-YDS	QBH	BRUP
EASTERN ILLINOIS	1/0	1	2	3	0.0-0	0.0-0	0	0-0	0-0	0	0
at Colorado State	1/0	2	0	2	0.0-0	0.0-0	0	0-0	0-0	0	0
NORTH TEXAS	1/0	0	1	1	0.0-0	0.0-0	0	0-0	0-0	0	0
at Auburn	1/0	0	0	0	0.0-0	0.0-0	0	0-0	0-0	0	0
vs. Texas A&M	1/1	1	0	1	0.0-0	0.0-0	0	0-0	0-0	0	0
ALABAMA	1/0	1	5	6	0.0-0	0.0-0	0	0-0	0-0	0	0
OLE MISS	1/0	0	0	0	0.0-0	0.0-0	0	0-0	0-0	0	0
TULSA	1/0	0	0	0	0.0-0	0.0-0	0	0-0	0-0	0	0
VANDERBILT	1/0	2	1	3	0.0-0	0.0-0	0	0-0	0-0	0	0
LSU	1/0	2	6	8	0.0-0	0.0-0	0	0-0	0-0	0	0
at Mississippi State	1/0	0	0	0	0.0-0	0.0-0	0	0-0	0-0	0	0
at Missouri	1/0	0	0	0	0.0-0	0.0-0	0	0-0	0-0	0	0
<b>TOTAL</b>	<b>11/0</b>	<b>9</b>	<b>15</b>	<b>24</b>	<b>0.0-0</b>	<b>0.0-0</b>	<b>0</b>	<b>0-0</b>	<b>0-0</b>	<b>0</b>	<b>0</b>

### SEASON HIGHS

Tackles	8 vs. LSU (11/10/18)
Tackles For Loss	None
Sacks	None
Interceptions	None
Interception Return Yards	None
QB Hurries	None
Pass Breakups	None
Forced Fumbles	None

### CAREER HIGHS

Tackles	8 vs. LSU (11/10/18)
Tackles For Loss	None
Sacks	None
Interceptions	None
Interception Return Yards	None
QB Hurries	None
Pass Breakups	None
Forced Fumbles	None



## BEN HICKS

6

Quarterback | 6-1 | 217 | Senior  
Waco, Texas | SMU



### QUICK HITS

- Transferred from SMU with one year of eligibility remaining.
- Played in 12 games, starting nine, as a junior at SMU.
- Registered 208 completions for 2,582 yards and 19 touchdowns last year.
- Finished at SMU as career leader in passing yards, total offense, TD passes, TDs responsible for, completions and 300-yard games.

### CAREER STATS

	PASSING							RUSHING				
	GP/GS	COMP	ATT	PCT	YDS	TD	INT	LNG	ATT	YDS	AVG	TD
2016	12/11	234	422	55.4	2,930	19	15	88	41	-83	-2.0	2
2017	13/13	276	472	58.4	3,569	33	12	86	54	47	0.9	1
2018	12/9	208	372	55.9	2,582	19	7	71	45	-68	-1.5	0
<b>TOTAL</b>	<b>37/33</b>	<b>718</b>	<b>1,226</b>	<b>58.5</b>	<b>9,081</b>	<b>71</b>	<b>34</b>	<b>88</b>	<b>140</b>	<b>-104</b>	<b>-0.7</b>	<b>3</b>

### GAME-BY-GAME STATS

	PASSING							RUSHING				
	GP/GS	COMP	ATT	PCT	YDS	TD	INT	LNG	ATT	YDS	AVG	TD
at North Texas	1/1	12	24	50.0	252	2	1	71	6	-28	-4.7	0
TCU	1/1	18	38	47.4	111	0	0	17	7	4	1.8	0
at Michigan	1/1	7	16	43.8	113	1	1	50	2	-13	-6.5	0
NAVY	1/0	3	3	100.0	16	1	0	11	0	0	0.0	0
HBU	1/0	8	12	66.7	61	1	0	17	0	0	0.0	0
at UCF	1/0	15	23	65.2	153	1	0	24	2	2	1.0	0
at Tulane	1/1	21	40	52.5	291	3	1	67	4	-26	-6.5	0
CINCINNATI	1/1	22	43	51.2	328	2	1	51	4	-7	1.8	0
HOUSTON	1/1	28	43	65.1	318	4	0	59	2	-2	-1.0	0
at Uconn	1/1	19	29	65.5	276	1	0	56	4	50	12.5	0
MEMPHIS	1/1	29	55	52.7	344	2	1	57	7	-15	-2.1	0
at Tulsa	1/1	26	46	56.5	319	1	2	46	7	-33	-4.7	0
<b>TOTAL</b>	<b>12/9</b>	<b>208</b>	<b>372</b>	<b>55.9</b>	<b>2,582</b>	<b>19</b>	<b>7</b>	<b>71</b>	<b>45</b>	<b>-68</b>	<b>-1.5</b>	<b>0</b>

### SEASON HIGHS

Pass Attempts	55 vs. Memphis (11/15/18)
Completions	29 vs. Memphis (11/15/18)
Pass Yards	344 vs. Memphis (11/15/18)
Pass TDs	4 vs. Houston (11/3/18)
Long Pass	71 at North Texas (9/1/18)
Completion %	100.0 vs. Navy (9/22/18)
Rushes	7, 3x, last at Tulsa (11/24/18)
Rush Yards	50 at Uconn (11/10/18)
Rush TDs	None
Long Rush	51 at Uconn (11/10/18)

### CAREER HIGHS

Pass Attempts	58 at Houston (10/7/17)
Completions	41 at Houston (10/7/17)
Pass Yards	397 at Houston (10/7/17)
Pass TDs	4, 5x, last at Houston (10/7/17)
Long Pass	88 at North Texas (9/1/18)
Completion %	100.0 vs. Navy (9/22/18)
Rushes	7, 5x, last at Tulsa (11/24/18)
Rush Yards	54 vs. UCF (11/4/17)
Rush TDs	1 vs. Arkansas State (9/23/17)
Long Rush	51 at Uconn (11/10/18)

# GAME 1: PORTLAND STATE



## JORDAN JONES

10

Wide Receiver | 6-1 | 185 | Junior  
Smackover, Ark. | Smackover HS

### QUICK HITS

- Played in all 12 games for the Razorbacks as a sophomore in 2018.
- Caught a pass in nine contests last year.
- Reeled in the top yardage-performance by a Hog last year with 132 in the season opener.
- Recorded his lone TD of the year on a 57-yard pass against EIU in the first game.
- Helped Arkansas extend its streak of 12-straight years with a 100+ yard receiver.

### CAREER STATS

	RECEIVING					RUSHING				
	GP/GS	REC	YDS	AVG	TD	LNG	ATT	YDS	AVG	TD
2017	12/6	21	401	19.1	3	65	8	88	11.0	0
2018	12/0	17	191	11.2	1	57	1	9	9.0	0
<b>TOTAL</b>	<b>24/6</b>	<b>38</b>	<b>592</b>	<b>15.6</b>	<b>4</b>	<b>65</b>	<b>9</b>	<b>97</b>	<b>10.7</b>	<b>0</b>

### GAME-BY-GAME STATS

	RECEIVING					RUSHING				
	GP/GS	REC	YDS	AVG	TD	LNG	ATT	YDS	AVG	TD
EASTERN ILLINOIS	1/0	5	132	26.4	1	57	0	0	0.0	0
at Colorado State	1/0	1	2	2.0	0	2	0	0	0.0	0
NORTH TEXAS	1/0	1	13	13.0	0	13	0	0	0.0	0
at Auburn	1/0	2	15	7.5	0	15	0	0	0.0	0
vs. Texas A&M	1/0	2	6	3.0	0	8	0	0	0.0	0
ALABAMA	1/0	0	0	0.0	0	0	1	9	9.0	0
OLE MISS	1/0	0	0	0.0	0	0	0	0	0.0	0
TULSA	1/0	2	15	7.5	0	10	0	0	0.0	0
VANDERBILT	1/0	1	8	8.0	0	8	0	0	0.0	0
LSU	1/0	1	-5	-5.0	0	-5	0	0	0.0	0
at Mississippi State	1/0	2	5	2.5	0	5	0	0	0.0	0
at Missouri	1/0	0	0	0.0	0	0	0	0	0.0	0
<b>TOTAL</b>	<b>12/0</b>	<b>17</b>	<b>191</b>	<b>11.2</b>	<b>1</b>	<b>57</b>	<b>1</b>	<b>9</b>	<b>9.0</b>	<b>0</b>

### SEASON HIGHS

Receptions ..... 5 vs. Eastern Illinois (9/1/18)  
 Receiving Yards ..... 132 vs. Eastern Illinois (9/1/18)  
 Receiving Touchdowns ..... 1 vs. Eastern Illinois (9/1/18)  
 Long Reception ..... 57 vs. Eastern Illinois (9/1/18)  
 Rushes ..... 1 vs. Alabama (10/6/18)  
 Rushing Yards ..... 9 vs. Alabama (10/6/18)  
 Rushing Touchdowns ..... None  
 Long Rush ..... 9 vs. Alabama (10/6/19)

### CAREER HIGHS

Receptions ..... 5 vs. Eastern Illinois (9/1/18)  
 Receiving Yards ..... 132 vs. Eastern Illinois (9/1/18)  
 Receiving Touchdowns ..... 1 (4x) last vs. Eastern Illinois (9/1/18)  
 Long Reception ..... 65 vs. Missouri (11/24/17)  
 Rushes ..... 2 vs. Texas A&M (9/23/17)  
 Rushing Yards ..... 50 vs. Texas A&M (9/23/17)  
 Rushing Touchdowns ..... None  
 Long Rush ..... 30 vs. Texas A&M (9/23/17)



## JARQUES McCLELLION

4

Defensive Back | 6-0 | 175 | Sophomore  
Lake Worth, Fla. | American Heritage School

### QUICK HITS

- Played in all 12 games for the Razorbacks as a redshirt freshman in 2018, starting nine.
- Totaled 701 snaps, 606 in defensive coverage, last year.
- Recorded a season-high five tackles, all solo, in Little Rock against Ole Miss on Oct. 13.
- Led the team in pass breakups last season with seven.
- Cousin of Brandon Flowers, who played CB for the Kansas City Chiefs & San Diego Chargers.

### CAREER STATS

	GP/GS	UA	A	ToT	TFL-YDS	SCK-YDS	FF	FR-YDS	INT-YDS	QBH	BRUP
2018	12/9	21	4	25	0.0-0	0.0-0	0	0-0	0-0	0	7
<b>TOTAL</b>	<b>12/9</b>	<b>21</b>	<b>4</b>	<b>25</b>	<b>0.0-0</b>	<b>0.0-0</b>	<b>0</b>	<b>0-0</b>	<b>0-0</b>	<b>0</b>	<b>7</b>

### GAME-BY-GAME STATS

	GP/GS	UA	A	ToT	TFL-YDS	SCK-YDS	FF	FR-YDS	INT-YDS	QBH	BRUP
EASTERN ILLINOIS	1/0	1	0	1	0.0-0	0.0-0	0	0-0	0-0	0	0
at Colorado State	1/0	4	0	4	0.0-0	0.0-0	0	0-0	0-0	0	1
NORTH TEXAS	1/0	1	1	2	0.0-0	0.0-0	0	0-0	0-0	0	1
at Auburn	1/1	1	1	2	0.0-0	0.0-0	0	0-0	0-0	0	0
vs. Texas A&M	1/1	3	1	4	0.0-0	0.0-0	0	0-0	0-0	0	1
ALABAMA	1/1	0	0	0	0.0-0	0.0-0	0	0-0	0-0	0	0
OLE MISS	1/1	5	0	5	0.0-0	0.0-0	0	0-0	0-0	0	2
TULSA	1/1	0	1	1	0.0-0	0.0-0	0	0-0	0-0	0	0
VANDERBILT	1/1	1	0	1	0.0-0	0.0-0	0	0-0	0-0	0	0
LSU	1/1	3	0	3	0.0-0	0.0-0	0	0-0	0-0	0	0
at Mississippi State	1/1	0	0	0	0.0-0	0.0-0	0	0-0	0-0	0	1
at Missouri	1/1	2	0	2	0.0-0	0.0-0	0	0-0	0-0	0	0
<b>TOTAL</b>	<b>12/9</b>	<b>21</b>	<b>4</b>	<b>25</b>	<b>0.0-0</b>	<b>0.0-0</b>	<b>0</b>	<b>0-0</b>	<b>0-0</b>	<b>0</b>	<b>7</b>

### SEASON HIGHS

Tackles ..... 5 vs. Ole Miss (10/13/18)  
 Tackles For Loss ..... None  
 Sacks ..... None  
 Interceptions ..... None  
 Interception Return Yards ..... None  
 QB Hurries ..... None  
 Pass Breakups ..... 2 vs. Ole Miss (10/13/18)  
 Forced Fumbles ..... None

### CAREER HIGHS

Tackles ..... 5 vs. Ole Miss (10/13/18)  
 Tackles For Loss ..... None  
 Sacks ..... None  
 Interceptions ..... None  
 Interception Return Yards ..... None  
 QB Hurries ..... None  
 Pass Breakups ..... 2 vs. Ole Miss (10/13/18)  
 Forced Fumbles ..... None



# GAME 1: PORTLAND STATE



## D'VONE McCLURE

36

Linebacker | 6-2 | 219 | Junior  
Rixey, Ark. | Jacksonville HS

### QUICK HITS

- Played in all 12 games for the Razorbacks as a sophomore in 2018, starting six at NB.
- Totaled 466 snaps last season, 370 on defense and 96 on special teams.
- Recorded a strip sack in the season opener vs. EIU (9/1) that was returned 60 yards.
- Put together multi-tackle performances in five of the last six games in 2018.
- Drafted by the Cleveland Indians in the fourth round of the 2012 MLB Draft.

### CAREER STATS

	GP/GS	UA	A	ToT	TFL-YDS	SCK-YDS	FF	FR-YDS	INT-YDS	QBH	BRUP
2016	5/0	1	0	1	0.0-0	0.0-0	0	0-0	0-0	0	0
2018	12/6	19	7	26	2.0-11	1.0-8	1	0-0	0-0	0	3
<b>TOTAL</b>	<b>17/6</b>	<b>20</b>	<b>7</b>	<b>27</b>	<b>2.0-11</b>	<b>1.0-8</b>	<b>1</b>	<b>0-0</b>	<b>0-0</b>	<b>0</b>	<b>3</b>

### GAME-BY-GAME STATS

	GP/GS	UA	A	ToT	TFL-YDS	SCK-YDS	FF	FR-YDS	INT-YDS	QBH	BRUP
EASTERN ILLINOIS	1/1	2	0	2	1.0-8	1.0-8	1	0-0	0-0	0	1
at Colorado State	1/1	5	4	9	0.0-0	0.0-0	0	0-0	0-0	0	0
NORTH TEXAS	1/1	1	0	1	0.0-0	0.0-0	0	0-0	0-0	0	1
at Auburn	1/0	0	0	0	0.0-0	0.0-0	0	0-0	0-0	0	0
vs. Texas A&M	1/0	0	0	0	0.0-0	0.0-0	0	0-0	0-0	0	0
ALABAMA	1/0	0	0	0	0.0-0	0.0-0	0	0-0	0-0	0	0
OLE MISS	1/0	2	0	2	1.0-3	0.0-0	0	0-0	0-0	0	1
TULSA	1/1	2	1	3	0.0-0	0.0-0	0	0-0	0-0	0	0
VANDERBILT	1/1	2	1	3	0.0-0	0.0-0	0	0-0	0-0	0	0
LSU	1/0	1	0	1	0.0-0	0.0-0	0	0-0	0-0	0	0
at Mississippi State	1/1	2	1	3	0.0-0	0.0-0	0	0-0	0-0	0	0
at Missouri	1/0	2	0	2	0.0-0	0.0-0	0	0-0	0-0	0	0
<b>TOTAL</b>	<b>12/6</b>	<b>19</b>	<b>7</b>	<b>26</b>	<b>2.0-11</b>	<b>1.0-8</b>	<b>0</b>	<b>0-0</b>	<b>0-0</b>	<b>0</b>	<b>3</b>

### SEASON HIGHS

Tackles ..... 9 vs. Eastern Illinois (9/1/18)  
 Tackles For Loss ..... 1.0, twice, vs. Ole Miss (10/13/18)  
 Sacks ..... 1.0 vs. Eastern Illinois (9/1/18)  
 Interceptions ..... None  
 Interception Return Yards ..... None  
 QB Hurries ..... None  
 Pass Breakups ..... 1, 3x, vs. Ole Miss (10/13/18)  
 Forced Fumbles ..... 1 vs. Eastern Illinois (9/1/18)

### CAREER HIGHS

Tackles ..... 9 vs. Eastern Illinois (9/1/18)  
 Tackles For Loss ..... 1.0, twice, vs. Ole Miss (10/13/18)  
 Sacks ..... 1.0 vs. Eastern Illinois (9/1/18)  
 Interceptions ..... None  
 Interception Return Yards ..... None  
 QB Hurries ..... None  
 Pass Breakups ..... 1, 3x, vs. Ole Miss (10/13/18)  
 Forced Fumbles ..... 1 vs. Eastern Illinois (9/1/18)



## GRANT MORGAN

31

Linebacker | 5-11 | 229 | Junior  
Greenwood HS | Greenwood, Ark.



### QUICK HITS

- Played in all 12 games in each of his first two years with the Razorbacks.
- Totaled 299 snaps as a sophomore, 110 on defense & 189 on special teams.
- Posted at least 0.5 a tackle for loss in each of his first three games last season.
- Reached a career-best five tackles twice in 2018, vs. Eastern Illinois (9/1) & Alabama (10/6).
- Younger brother of former Arkansas & NFL wide receiver Drew Morgan.

### CAREER STATS

	GP/GS	UA	A	ToT	TFL-YDS	SCK-YDS	FF	FR-YDS	INT-YDS	QBH	BRUP
2017	12/0	22	16	38	3.5-15	1.0-9	1	0-0	0-0	2	2
2018	12/0	8	16	24	2.5-4	0.0-0	0	0-0	0-0	2	1
<b>TOTAL</b>	<b>24/0</b>	<b>30</b>	<b>32</b>	<b>63</b>	<b>6.0-19</b>	<b>1.0-9</b>	<b>1</b>	<b>0-0</b>	<b>0-0</b>	<b>4</b>	<b>3</b>

### GAME-BY-GAME STATS

	GP/GS	UA	A	ToT	TFL-YDS	SCK-YDS	FF	FR-YDS	INT-YDS	QBH	BRUP
EASTERN ILLINOIS	1/0	1	4	5	0.5-1	0.0-0	0	0-0	0-0	0	1
at Colorado State	1/0	0	4	4	0.5-1	0.0-0	0	0-0	0-0	0	0
NORTH TEXAS	1/0	2	1	3	1.0-2	0.0-0	0	0-0	0-0	1	0
at Auburn	1/0	0	0	0	0.0-0	0.0-0	0	0-0	0-0	0	0
vs. Texas A&M	1/0	0	1	1	0.0-0	0.0-0	0	0-0	0-0	0	0
ALABAMA	1/0	3	2	5	0.5-0	0.0-0	0	0-0	0-0	0	0
OLE MISS	1/0	1	0	1	0.0-0	0.0-0	0	0-0	0-0	0	0
TULSA	1/0	0	1	1	0.0-0	0.0-0	0	0-0	0-0	0	0
VANDERBILT	1/0	0	2	2	0.0-0	0.0-0	0	0-0	0-0	0	0
LSU	1/0	0	0	0	0.0-0	0.0-0	0	0-0	0-0	0	0
at Mississippi State	1/0	0	1	1	0.0-0	0.0-0	0	0-0	0-0	0	0
at Missouri	1/0	1	0	1	0.0-0	0.0-0	0	0-0	0-0	1	0
<b>TOTAL</b>	<b>12/0</b>	<b>8</b>	<b>16</b>	<b>24</b>	<b>2.5-4</b>	<b>0.0-0</b>	<b>0</b>	<b>0-0</b>	<b>0-0</b>	<b>2</b>	<b>1</b>

### SEASON HIGHS

Tackles ..... 5 (2x) last vs. Alabama (10/6/18)  
 Tackles For Loss ..... 1.0 vs. North Texas (9/15/18)  
 Sacks ..... None  
 Interceptions ..... None  
 Interception Return Yards ..... None  
 QB Hurries ..... 1 vs. North Texas (9/15/18)  
 Pass Breakups ..... 1 vs. Eastern Illinois (9/1/18)  
 Forced Fumbles ..... None  
 Fumble Recoveries ..... None

### CAREER HIGHS

Tackles ..... 8 vs. Missouri (11/24/17)  
 Tackles For Loss ..... 2.0 vs. Mississippi State (11/18/17)  
 Sacks ..... 1.0 2x last vs. North Texas (9/15/18)  
 Interceptions ..... None  
 Interception Return Yards ..... None  
 QB Hurries ..... 1 (3x) last vs. North Texas (9/15/18)  
 Pass Breakups ..... 1 (3x) last vs. Eastern Illinois (9/1/18)  
 Forced Fumbles ..... 1 vs. Auburn (10/21/17)  
 Fumble Recoveries ..... None

# GAME 1: PORTLAND STATE



## CHEYENNE O'GRADY 85

**Tight End | 6-4 | 256 | Senior**  
Fayetteville, Ark. | Fayetteville HS

### QUICK HITS

- Led the team in receptions (30) and receiving touchdowns (6), not catching a pass until week five.
- Became the 14th player since 2007 to record multiple receiving touchdowns against Alabama.
- 83 yards vs. Vanderbilt was the most by a Hog TE since Hunter Henry had 92 against K-State in 2016.
- First Hog tight end to record multiple touchdowns since Hunter Henry had 2 against MSU in 2015.
- The seventh Arkansas TE to have multiple receiving TDs in a game since 2004.

### CAREER STATS

	GP/GS	RECEIVING				LNG	RUSHING				LNG
		REC	YDS	AVG	TD		ATT	YDS	AVG	TD	
2016	8/0	3	63	21.0	1	28	0	0	0.0	0	0
2017	11/1	21	132	6.3	2	19	0	0	0.0	0	0
2018	10/5	30	400	13.3	6	39	0	0	0.0	0	0
<b>TOTAL</b>	<b>29/6</b>	<b>54</b>	<b>595</b>	<b>11.0</b>	<b>9</b>	<b>39</b>	<b>0</b>	<b>0</b>	<b>0.0</b>	<b>0</b>	<b>0</b>

### GAME-BY-GAME STATS

	GP/GS	RECEIVING				LNG	RUSHING				LNG
		REC	YDS	AVG	TD		ATT	YDS	AVG	TD	
EASTERN ILLINOIS	-/-	-	-	-	-	-	-	-	-	-	-
at Colorado State	-/-	-	-	-	-	-	-	-	-	-	-
NORTH TEXAS	1/0	0	0	0.0	0	0	0	0	0.0	0	0
at Auburn	1/0	0	0	0.0	0	0	0	0	0.0	0	0
vs. Texas A&M	1/1	3	77	25.7	0	36	0	0	0.0	0	0
ALABAMA	1/1	7	48	6.9	2	16	0	0	0.0	0	0
OLE MISS	1/1	3	41	13.6	1	39	0	0	0.0	0	0
TULSA	1/0	2	35	17.5	0	20	0	0	0.0	0	0
VANDERBILT	1/1	6	83	13.8	1	25	0	0	0.0	0	0
LSU	1/0	6	75	12.5	2	32	0	0	0.0	0	0
at Mississippi State	1/1	2	24	12.0	0	17	0	0	0.0	0	0
at Missouri	1/0	1	17	17.0	0	0	0	0	0.0	0	0
<b>TOTAL</b>	<b>10/5</b>	<b>30</b>	<b>400</b>	<b>13.3</b>	<b>6</b>	<b>39</b>	<b>0</b>	<b>0</b>	<b>0.0</b>	<b>0</b>	<b>0</b>

### SEASON HIGHS

Receptions ..... 7 vs. Alabama (10/6/18)  
 Receiving Yards ..... 83 vs. Vanderbilt (10/27/18)  
 Receiving Touchdowns ..... 2 (2x) last vs. LSU (11/10/18)  
 Long Reception ..... 39 vs. Ole Miss (10/13/18)

### CAREER HIGHS

Receptions ..... 7 vs. Alabama (10/6/18)  
 Receiving Yards ..... 83 vs. Vanderbilt (10/27/18)  
 Receiving Touchdowns ..... 2 (2x) last vs. LSU (11/10/18)  
 Long Reception ..... 39 vs. Ole Miss (10/13/18)



## BUMPER POOL 10

**Linebacker | 6-2 | 228 | Sophomore**  
Lucas, Texas | Lovejoy HS

### QUICK HITS

- Played in 10 games as a freshman in 2018, starting four at the weak inside LB spot.
- Made first career start at Colorado State (9/8/18), recording first TFL (0.5) and PBU (1).
- 60-yard fumble return is Arkansas' longest since Jerry Franklin's 94-yard return in 2011.
- Tied for the third-most tackles on team in debut against EIU (9/1/18).
- Posted first double-digit tackle performance of career vs. Vanderbilt on Oct. 27.

### CAREER STATS

	GP/GS	UA	A	ToT	TFL-YDS	SCK-YDS	FF	FR-YDS	INT-YDS	QBH	BRUP
2018	10/4	14	15	29	2.5-4	0.0-0	0	1-60	0-0	1	4
<b>TOTAL</b>	<b>10/4</b>	<b>14</b>	<b>15</b>	<b>29</b>	<b>2.5-4</b>	<b>0.0-0</b>	<b>0</b>	<b>1-60</b>	<b>0-0</b>	<b>1</b>	<b>4</b>

### GAME-BY-GAME STATS

	GP/GS	UA	A	ToT	TFL-YDS	SCK-YDS	FF	FR-YDS	INT-YDS	QBH	BRUP
EASTERN ILLINOIS	1/0	2	4	6	0.0-0	0.0-0	0	1-60	0-0	0	1
at Colorado State	1/1	0	4	4	0.5-1	0.0-0	0	0-0	0-0	0	1
NORTH TEXAS	1/1	1	2	3	1.0-1	0.0-0	0	0-0	0-0	1	1
at Auburn	1/0	0	0	0	0.0-0	0.0-0	0	0-0	0-0	0	0
vs. Texas A&M	1/0	0	0	0	0.0-0	0.0-0	0	0-0	0-0	0	0
ALABAMA	1/0	0	0	0	0.0-0	0.0-0	0	0-0	0-0	0	0
OLE MISS	-/-	-	-	-	-	-	-	-	-	-	-
TULSA	1/0	0	0	0	0.0-0	0.0-0	0	0-0	0-0	0	1
VANDERBILT	1/1	6	4	10	1.0-2	0.0-0	0	0-0	0-0	0	0
LSU	-/-	-	-	-	-	-	-	-	-	-	-
at Mississippi State	1/0	0	0	0	0.0-0	0.0-0	0	0-0	0-0	0	0
at Missouri	1/1	5	1	6	0.0-0	0.0-0	0	0-0	0-0	0	0
<b>TOTAL</b>	<b>10/4</b>	<b>14</b>	<b>15</b>	<b>29</b>	<b>2.5-4</b>	<b>0.0-0</b>	<b>0</b>	<b>1-60</b>	<b>0-0</b>	<b>1</b>	<b>4</b>

### SEASON HIGHS

Tackles ..... 10 vs. Vanderbilt (10/27/18)  
 Tackles For Loss ..... 1.0 (2x) last vs. Vanderbilt (10/27/18)  
 Sacks ..... None  
 Interceptions ..... None  
 Interception Return Yards ..... None  
 QB Hurries ..... 1 vs. North Texas (9/15/18)  
 Pass Breakups ..... 1 (3x) last vs. Tulsa (10/20/18)  
 Forced Fumbles ..... 1 at Colorado State (9/8/18)  
 Fumble Recoveries ..... 1 vs. Eastern Illinois (9/1/18)

### CAREER HIGHS

Tackles ..... 10 vs. Vanderbilt (10/27/18)  
 Tackles For Loss ..... 1.0 (2x) last vs. Vanderbilt (10/27/18)  
 Sacks ..... None  
 Interceptions ..... None  
 Interception Return Yards ..... None  
 QB Hurries ..... 1 vs. North Texas (9/15/18)  
 Pass Breakups ..... 1 (3x) last vs. Tulsa (10/20/18)  
 Forced Fumbles ..... 1 at Colorado State (9/8/18)  
 Fumble Recoveries ..... 1 vs. Eastern Illinois (9/1/18)

# GAME 1: PORTLAND STATE



**T.J. SMITH**

**52**

**Defensive Line | 6-3 | 293 | Senior**  
Moultrie, Ga. | Colquitt County HS



## QUICK HITS

- Played in all 12 games for the Razorbacks in 2018, starting each of the first 10.
- Totaled 621 snaps as a junior, 436 on the defensive line
- Had at least one tackle in all but one game and recorded a TFL in five contests.
- Posted a season-high four stops vs. Tulsa, including half-a-sack on Homecoming.
- SEC Community Service Team & SEC Leadership Council representative.

## CAREER STATS

	GP/GS	UA	A	ToT	TFL-YDS	SCK-YDS	FF	FR-YDS	INT-YDS	QBH	BRUP
2016	5/0	1	3	4	1.5-3	0.0-0	0	0-0	0-0	0	0
2017	12/12	10	16	26	4.0-17	2.0-15	1	0-0	0-0	3	0
2018	12/10	10	16	26	3.5-10	1.5-6	0	0-0	0-0	0	0
<b>TOTAL</b>	<b>29/23</b>	<b>21</b>	<b>35</b>	<b>56</b>	<b>9.0-30</b>	<b>3.5-21</b>	<b>1</b>	<b>0-0</b>	<b>0-0</b>	<b>3</b>	<b>0</b>

## GAME-BY-GAME STATS

	GP/GS	UA	A	ToT	TFL-YDS	SCK-YDS	FF	FR-YDS	INT-YDS	QBH	BRUP
EASTERN ILLINOIS	1/1	1	2	3	0.5-1	0.0-0	0	0-0	0-0	0	0
at Colorado State	1/1	0	1	1	0.5-2	0.0-0	0	0-0	0-0	0	0
NORTH TEXAS	1/1	0	3	3	0.0-0	0.0-0	0	0-0	0-0	0	0
at Auburn	1/1	2	1	3	0.0-0	0.0-0	0	0-0	0-0	0	0
vs. Texas A&M	1/1	1	1	2	1.0-5	1.0-5	0	0-0	0-0	0	0
ALABAMA	1/1	0	2	2	0.0-0	0.0-0	0	0-0	0-0	0	0
OLE MISS	1/1	2	0	2	0.0-0	0.0-0	0	0-0	0-0	0	0
TULSA	1/1	1	3	4	0.5-1	0.5-1	0	0-0	0-0	0	0
VANDERBILT	1/1	0	0	0	0.0-0	0.0-0	0	0-0	0-0	0	0
LSU	1/1	0	1	1	0.0-0	0.0-0	0	0-0	0-0	0	0
at Mississippi State	1/0	0	2	2	0.0-0	0.0-0	0	0-0	0-0	0	0
at Missouri	1/0	3	0	3	1.0-1	0.0-0	0	0-0	0-0	0	0
<b>TOTAL</b>	<b>12/10</b>	<b>10</b>	<b>16</b>	<b>26</b>	<b>3.5-10</b>	<b>1.5-6</b>	<b>0</b>	<b>0-0</b>	<b>0-0</b>	<b>0</b>	<b>0</b>

## SEASON HIGHS

Tackles ..... 4 vs. Tulsa (10/20/18)  
Tackles For Loss ..... 1.0, twice, at Missouri (11/23/18)  
Sacks ..... 1.0 vs. Texas A&M (9/29/18)  
Interceptions ..... None  
Interception Return Yards ..... None  
QB Hurries ..... None  
Pass Breakups ..... None  
Forced Fumbles ..... None  
Fumble Recoveries ..... None

## CAREER HIGHS

Tackles ..... 5 at Ole Miss (10/28/17)  
Tackles For Loss ..... 2.0 at South Carolina (10/7/17)  
Sacks ..... 1.0 (3x) last vs. Texas A&M (9/29/18)  
Interceptions ..... None  
Interception Return Yards ..... None  
QB Hurries ..... 1 (3x) last vs. Coastal Carolina (11/4/17)  
Pass Breakups ..... None  
Forced Fumbles ..... 1 at South Carolina (10/7/17)  
Fumble Recoveries ..... None



**NICK STARKEL**

**17**

**Quarterback | 6-3 | 214 | Junior**  
Argyle, Texas | Texas A&M



## QUICK HITS

- Transferred to Arkansas from Texas A&M - two years of eligibility remain.
- Played in four games last year - 15-of-22 for 169 yards and a touchdown.
- Seven appearances and five starts in 2017 - returned from week 1 injury.
- Went 123-of-205 passing, 1,793 yards and 14 touchdowns.
- Threw for 416 yards and 499 yards, the latter freshman & bowl record at Texas A&M.

## CAREER STATS

	PASSING								RUSHING					
	GP/GS	COMP	ATT	PCT	YDS	TD	INT	LNG	ATT	YDS	AVG	TD	LNG	
2017	7/5	123	205	60.0	1,793	14	6	70	12	-42	-3.5	1	3	
2018	5/0	15	22	68.1	169	1	0	25	1	-6	-6	0	0	
TOTAL	12/5	138	227	60.7	1,962	15	6	70	13	-48	-3.7	1	3	

## GAME-BY-GAME STATS

	PASSING								RUSHING					
	GP/GS	COMP	ATT	PCT	YDS	TD	INT	LNG	ATT	YDS	AVG	TD	LNG	
NSU	1/0	5	8	62.5	63	1	0	23	0	0	0.0	0	0	
CLEMSON	1/0	0	0	0.0	0	0	0	0	1	-6	0.0	0	0	
ULM	1/0	3	3	100.0	39	0	0	25	0	0	0.0	0	0	
at Alabama	1/0	7	11	63.6	67	0	0	16	0	0	0.0	0	0	
vs. Arkansas	-/-	-	-	-	-	-	-	-	-	-	-	-	-	
KENTUCKY	-/-	-	-	-	-	-	-	-	-	-	-	-	-	
at South Carolina	-/-	-	-	-	-	-	-	-	-	-	-	-	-	
at Mississippi State	-/-	-	-	-	-	-	-	-	-	-	-	-	-	
at Auburn	-/-	-	-	-	-	-	-	-	-	-	-	-	-	
OLE MISS	-/-	-	-	-	-	-	-	-	-	-	-	-	-	
UAB	-/-	-	-	-	-	-	-	-	-	-	-	-	-	
LSU	-/-	-	-	-	-	-	-	-	-	-	-	-	-	
vs. N.C. State	1/0	0	0	0.0	0	0	0	0	0	0	0.0	0	0	
TOTAL	5/0	15	22	68.1	169	1	0	25	1	-6	0.0	0	0	

## SEASON HIGHS

Pass Attempts ..... 11 at Alabama (9/22/18)  
Completions ..... 7 at Alabama (9/22/18)  
Pass Yards ..... 67 at Alabama (9/22/18)  
Pass TDs ..... 1 vs. Northwestern State (8/30/18)  
Long Pass ..... 25 vs. Louisiana-Monroe (9/15/18)  
Completion % ..... 100.0 vs. Louisiana-Monroe (9/15/18)  
Rushes ..... 1 vs. Clemson (9/8/18)  
Rush Yards ..... None  
Rush TDs ..... None  
Long Rush ..... None

## CAREER HIGHS

Pass Attempts ..... 63 vs. Wake Forest (12/29/17)  
Completions ..... 42 vs. Wake Forest (12/29/17)  
Pass Yards ..... 499 vs. Wake Forest (12/29/17)  
Pass TDs ..... 4, twice, last vs. Wake Forest (12/29/17)  
Long Pass ..... 70 vs. Mississippi State (10/28/17)  
Completion % ..... 100.0 vs. Louisiana-Monroe (9/15/18)  
Rushes ..... 3 at LSU (10/25/17)  
Rush Yards ..... None  
Rush TDs ..... 1 at Ole Miss (11/25/17)  
Long Rush ..... 3 vs. Auburn (11/4/17)

# GAME 1: PORTLAND STATE



## DEON STEWART

13



Wide Receiver | 5-11 | 161 | Senior  
Hardy, Ark. | Highland HS

### QUICK HITS

- Played in all 12 games for the Razorbacks in 2018, starting eight at wide receiver.
- Ranked fourth on the team in receptions with 22.
- Has at least one catch in 19 of the last 20 games, including 13 multi-catch games.
- Recorded multiple catches in seven of the last 11 SEC contests.
- Last year's primary punt return specialist, with nine going for 91 yards.

### CAREER STATS

	GP/GS	RECEIVING				RUSHING				LNG
		REC	YDS	AVG	TD	LNG	ATT	YDS	AVG	TD
2016	12/0	2	34	17.0	0	19	2	9	4.5	0
2017	12/6	33	404	12.2	3	38	8	10	1.2	0
2018	12/8	22	178	8.1	0	37	2	0	0.0	0
<b>TOTAL</b>	<b>34/14</b>	<b>57</b>	<b>616</b>	<b>10.8</b>	<b>3</b>	<b>38</b>	<b>10</b>	<b>22</b>	<b>2.2</b>	<b>0</b>

### GAME-BY-GAME STATS

	GP/GS	RECEIVING				RUSHING				LNG
		REC	YDS	AVG	TD	LNG	ATT	YDS	AVG	TD
EASTERN ILLINOIS	1/0	1	0	0.0	0	0	0	0	0.0	0
at Colorado State	1/0	1	10	10.0	0	10	0	0	0.0	0
NORTH TEXAS	1/0	2	12	6.0	0	8	0	0	0.0	0
at Auburn	1/0	1	32	32.0	0	32	0	0	0.0	0
vs. Texas A&M	1/1	1	6	6.0	0	6	0	0	0.0	0
ALABAMA	1/1	2	53	21.5	0	37	0	0	0.0	0
OLE MISS	1/1	2	5	2.5	0	5	0	0	0.0	0
TULSA	1/1	0	0	0.0	0	0	0	0	0.0	0
VANDERBILT	1/1	2	23	11.5	0	17	0	0	0.0	0
LSU	1/1	2	11	5.5	0	9	1	-7.0	-7.0	0
at Mississippi State	1/1	6	13	2.1	0	8	1	7	7.0	0
at Missouri	1/1	2	12	6.0	0	0	0	0	0.0	0
<b>TOTAL</b>	<b>12/8</b>	<b>22</b>	<b>178</b>	<b>8.1</b>	<b>0</b>	<b>37</b>	<b>2</b>	<b>0</b>	<b>0.0</b>	<b>0</b>

### SEASON HIGHS

Receptions	6 at Missouri (11/17/18)
Receiving Yards	53 vs. Alabama (10/6/18)
Receiving Touchdowns	None
Long Reception	37 vs. Alabama (10/6/18)
Rushes	None
Rushing Yards	None
Rushing Touchdowns	None
Long Rush	None
Punt Returns	2 vs. Tulsa (10/20/18)
Long Punt Return	45 at Colorado State (9/8/18)
Kick Returns	1 (2x) last at Auburn (9/22/18)
Kick Return Yards	20 at Auburn (9/22/18)
Kick Return Touchdowns	None

### CAREER HIGHS

Receptions	6 (3x) last at Missouri (11/17/18)
Receiving Yards	71 vs. New Mexico State (9/30/17)
Receiving Touchdowns	1 (3x), last at Ole Miss (10/28/17)
Long Reception	38 vs. New Mexico State (9/30/17)
Rushes	2 vs. Auburn (10/21/17)
Rushing Yards	5 vs. Virginia Tech (12/29/16)
Rushing Touchdowns	None
Punt Returns	2 vs. Tulsa (10/20/18)
Long Rush	5 vs. Virginia Tech (12/29/16)
Long Punt Return	45 at Colorado State (9/8/18)
Kick Returns	7 vs. LSU (11/12/16)
Kick Return Yards	119 at Missouri (11/25/16)
Kick Return Touchdowns	None



## De'VION WARREN

1

Wide Receiver | 5-10 | 188 | Junior  
Monroe, La. | Ouachita Parish HS

### QUICK HITS

- Played in nine games for the Razorbacks in 2018 as a sophomore.
- Totaled 167 snaps last year, including 98 as a receiver and 69 in kick return & coverages.
- Took a kick back 78 yards in the fourth quarter against Alabama on Oct. 6
- Became the first Razorback since 2014 to return a kickoff for a TD - 2017 vs. No. 21 Auburn.
- 100-yard kickoff return was the longest for a score since Felix Jones' 100-yard TD in 2006.

### CAREER STATS

	GP/GS	RECEIVING				RUSHING				KICK RETURN					
		REC	YDS	AVG	TD	LNG	ATT	YDS	AVG	TD	LNG	RET	YDS	TD	LNG
2017	12/0	1	5	5.0	0	5	2	10	5.0	0	6	29	765	1	100
2018	9/0	3	14	4.7	1	0	2	-3	-1.5	0	10	14	399	0	78
TOTAL	21/0	4	19	4.8	1	5	4	7	1.8	0	10	431,164	1	100	

### GAME-BY-GAME STATS

	GP/GS	RECEIVING				RUSHING				KICK RETURN			
		REC	YDS	AVG	TD	LNG	ATT	YDS	AVG	TD	LNG	RET	YDS
EASTERN ILLINOIS	1/0	0	0	0.0	0	0	0	0	0.0	0	0	4	102
at Colorado State	1/0	2	-3	-1.5	0	0	0	0	0.0	0	0	1	23
NORTH TEXAS	-/-	-	-	-	-	-	-	-	-	-	-	-	-
at Auburn	-/-	-	-	-	-	-	-	-	-	-	-	-	-
vs. Texas A&M	1/0	0	0	0.0	0	0	0	0	0.0	0	0	1	11
ALABAMA	1/0	1	17	17.0	1	0	0	0	0.0	0	0	1	78
OLE MISS	1/0	0	0	0.0	0	0	0	0	0.0	0	0	2	37
TULSA	1/0	0	0	0.0	0	0	0	0	0.0	0	0	0	0
VANDERBILT	1/0	0	0	0.0	0	0	0	0	0.0	0	0	2	34
LSU	-/-	-	-	-	-	-	-	-	-	-	-	-	-
at Mississippi State	1/0	0	0	0.0	0	0	1	-13	-13.0	0	-13	2	95
at Missouri	1/0	0	0	0.0	0	0	1	10	10.0	0	10	1	19
<b>TOTAL</b>	<b>9/0</b>	<b>3</b>	<b>14</b>	<b>4.6</b>	<b>1</b>	<b>0</b>	<b>2</b>	<b>7</b>	<b>1.8</b>	<b>0</b>	<b>10</b>	<b>14</b>	<b>399</b>

### SEASON HIGHS

Receptions	2 at Colorado State (9/8/18)
Receiving Yards	17 vs. Alabama (10/6/18)
Receiving Touchdowns	1 vs. Alabama (10/6/18)
Long Reception	17 vs. Alabama (10/6/18)
Rushes	1, 4x, at Missouri (11/23/18)
Rushing Yards	10 at Missouri (11/23/18)
Rushing Touchdowns	None
Long Rush	None
Punt Returns	None
Long Punt Return	None
Kickoff Returns	4 vs. Eastern Illinois (9/1/18)
Kickoff Return Yards	102 vs. Eastern Illinois (9/1/18)
Kickoff Return Touchdowns	None

### CAREER HIGHS

Receptions	2 at Colorado State (9/8/18)
Receiving Yards	17 vs. Alabama (10/6/18)
Receiving Touchdowns	1 vs. Alabama (10/6/18)
Long Reception	17 vs. Alabama (10/6/18)
Rushes	1, 4x, at Missouri (11/23/18)
Rushing Yards	10 at Missouri (11/23/18)
Rushing Touchdowns	None
Long Rush	None
Punt Returns	None
Long Punt Return	None
Kickoff Returns	5 (2x), last vs. Coastal Carolina (11/4/17)
Kickoff Return Yards	141 at Ole Miss (10/28/17)
Kickoff Return Touchdowns	1 vs. Auburn (10/21/17)



# GAME 1: PORTLAND STATE



## DEVWAH WHALEY

21

Running Back | 5-11 | 212 | Senior  
Beaumont, Texas | Central HS

### QUICK HITS

- Played in seven games for the Razorbacks in 2018, starting each of the first four.
- Finished as the team's second leading rusher with 368 yards on 82 carries, scoring twice.
- Set career highs in rushes (26) and rushing yards (165) against Colorado State (9/8/18).
- The 11th Arkansas running back to rush for 165+ yards since 2010, fourth on the road.
- Named a preseason Doak Walker Award watch list member.

### CAREER STATS

	GP/GS	RUSHING					RECEIVING				
		ATT	YDS	AVG	TD	LNG	REC	YDS	AVG	TD	LNG
2016	13/0	110	602	5.4	3	75	6	139	23.2	0	43
2017	12/11	127	559	4.4	7	33	8	56	7.0	1	20
2018	7/4	82	368	4.5	2	26	8	87	10.9	0	43
<b>TOTAL</b>	<b>32/15</b>	<b>319</b>	<b>1,531</b>	<b>4.8</b>	<b>12</b>	<b>75</b>	<b>22</b>	<b>282</b>	<b>12.8</b>	<b>1</b>	<b>43</b>

### GAME-BY-GAME STATS

	GP/GS	RUSHING					RECEIVING				
		ATT	YDS	AVG	TD	LNG	REC	YDS	AVG	TD	LNG
EASTERN ILLINOIS	1/1	10	28	2.8	1	8	0	0	0.0	0	0
at Colorado State	1/1	26	165	6.3	1	18	0	0	0.0	0	0
NORTH TEXAS	1/1	9	12	1.3	0	7	1	6	6.0	0	6
at Auburn	1/1	8	26	3.2	0	16	2	9	4.5	0	7
vs. Texas A&M	-/-	-	-	-	-	-	-	-	-	-	-
ALABAMA	-/-	-	-	-	-	-	-	-	-	-	-
OLE MISS	1/0	12	67	5.6	0	16	2	9	4.5	0	5
TULSA	-/-	-	-	-	-	-	-	-	-	-	-
VANDERBILT	-/-	-	-	-	-	-	-	-	-	-	-
LSU	-/-	-	-	-	-	-	-	-	-	-	-
at Mississippi State	1/0	4	16	4.0	0	6	1	2	2.0	0	2
at Missouri	1/0	13	54	4.2	0	26	2	61	30.5	0	43
<b>TOTAL</b>	<b>7/4</b>	<b>82</b>	<b>368</b>	<b>4.5</b>	<b>2</b>	<b>26</b>	<b>8</b>	<b>87</b>	<b>10.9</b>	<b>0</b>	<b>43</b>

### SEASON HIGHS

Rushes ..... 26 at Colorado State (9/8/18)  
 Rushing Yards ..... 165 at Colorado State (9/8/18)  
 Rushing TDs ..... 1 (2x) last at Colorado State (9/8/18)  
 Long Rush ..... 43 at Missouri (11/23/18)  
 100-Yard Games ..... 1 at Colorado State (9/15/18)  
 Receptions ..... 2, 3x, at Missouri (11/23/18)  
 Receiving Yards ..... 61 at Missouri (11/23/18)  
 Receiving TDs .....  
 Long Reception ..... 43 at Missouri (11/23/18)

### CAREER HIGHS

Rushes ..... 26 at Colorado State (9/8/18)  
 Rushing Yards ..... 165 at Colorado State (9/8/18)  
 Rushing TDs ..... 1 (13x) last at Colorado State (9/8/18)  
 Long Rush ..... 75 vs. Alcorn State (10/1/16)  
 100-Yard Games ..... 4, last at Colorado State (9/8/18)  
 Receptions ..... 2 (6x) last at Missouri (11/23/18)  
 Receiving Yards ..... 69 vs. Florida (11/5/16)  
 Receiving TDs ..... 1 at Ole Miss (10/28/17)  
 Long Reception ..... 43, twice, at Missouri (11/23/18)



## MIKE WOODS

8

Wide Receiver | 6-1 | 203 | Sophomore  
Magnolia, Texas | Magnolia HS

### QUICK HITS

- Played in 10 games for the Razorbacks in 2018, starting seven as a wide receiver.
- Finished third on the team in receiving yards with 206, catching 18 passes & a TD.
- Led Arkansas with four catches of 61 yards against North Texas.
- Recorded his first career touchdown late in the fourth quarter against Texas A&M (9/29/18).
- Three of four catches against North Texas resulted in a first down.

### CAREER STATS

	GP/GS	RUSHING					RECEIVING				
		ATT	YDS	AVG	TD	LNG	REC	YDS	AVG	TD	LNG
2018	10/7	18	206	11.4	1	29	0	0	0.0	0	0
<b>TOTAL</b>	<b>10/7</b>	<b>18</b>	<b>206</b>	<b>11.4</b>	<b>1</b>	<b>29</b>	<b>0</b>	<b>0</b>	<b>0.0</b>	<b>0</b>	<b>0</b>

### GAME-BY-GAME STATS

	GP/GS	RECEIVING					RUSHING				
		REC	YDS	AVG	TD	LNG	ATT	YDS	AVG	TD	LNG
EASTERN ILLINOIS	-/-	-	-	-	-	-	-	-	-	-	-
at Colorado State	1/0	0	0	0	0	0	0	0	0	0	0
NORTH TEXAS	1/0	4	61	16.0	0	25	0	0	0.0	0	0
at Auburn	1/0	1	13	13.0	0	13	0	0	0.0	0	0
vs. Texas A&M	1/1	2	50	25.0	1	29	0	0	0.0	0	0
ALABAMA	1/1	2	6	3.0	0	4	0	0	0.0	0	0
OLE MISS	1/1	2	14	7.0	0	9	0	0	0.0	0	0
TULSA	1/1	0	0	0.0	0	0	0	0	0.0	0	0
VANDERBILT	1/1	3	33	11.0	0	28	0	0	0.0	0	0
LSU	1/1	1	14	14.0	0	14	0	0	0.0	0	0
at Mississippi State	1/1	3	15	5.0	0	0	0	0	0.0	0	0
at Missouri	-/-	-	-	-	-	-	-	-	-	-	-
<b>TOTAL</b>	<b>10/7</b>	<b>18</b>	<b>206</b>	<b>11.4</b>	<b>1</b>	<b>29</b>	<b>0</b>	<b>0</b>	<b>0.0</b>	<b>0</b>	<b>0</b>

### SEASON HIGHS

Rushes ..... None  
 Rushing Yards ..... None  
 Rushing TDs ..... None  
 Long Rush ..... None  
 100-Yard Games ..... None  
 Receptions ..... 4 vs. North Texas (9/15/18)  
 Receiving Yards ..... 61 vs. North Texas (9/15/18)  
 Receiving TDs ..... None  
 Long Reception ..... 29 vs. Texas A&M (9/29/19)

### CAREER HIGHS

Rushes ..... None  
 Rushing Yards ..... None  
 Rushing TDs ..... None  
 Long Rush ..... None  
 100-Yard Games ..... None  
 Receptions ..... 6 vs. North Texas (9/15/18)  
 Receiving Yards ..... 61 vs. North Texas (9/15/18)  
 Receiving TDs ..... None  
 Long Reception ..... 29 vs. Texas A&M (9/29/18)

## GAME 1 ||| EASTERN ILLINOIS

Eastern Illinois (0-1).....20  
Arkansas (1-0).....55

September 1, 2018 | Fayetteville, Ark.

Donald W. Reynolds Razorback Stadium | Time: 3 p.m. | Attendance: 63,342

TV: SEC Network > Dave Neal (PBP), DJ Shockley (Analyst) & Dawn Davenport (Sideline)

### SCORING SUMMARY

	1st	2nd	3rd	4th	Final
Eastern Illinois	0	6	7	7	20
Arkansas	10	28	10	7	55

#### QTR. TEAM SCORING PLAY

1st	AR	C. Limpert 35 yd field goal, 6-18 1:41
	AR	B. Guidry 1 yd fumble recovery (C. Limpert kick)
2nd	AR	D. Whaley 1 yd run (C. Limpert kick), 11-80 3:53
	AR	L. Pettway 14 yd pass from T. Storey (C. Limpert kick), 3-27 0:50
	EIU	A. Hollins 43 yd pass from H. Woodberry (N. Bruno kick blocked), 2-47 0:36
	AR	L. Pettway 48 yd pass from T. Storey (C. Limpert kick), 4-79 1:02
	AR	J. Jones 57 yd pass from T. Storey (C. Limpert kick), 1-57 0:07
3rd	AR	T. Storey 2 yd run (C. Limpert kick), 2-5 0:37, EIU 6 - AR 45
	EIU	A. Hollins 15 yd pass from H. Woodberry (N. Bruno kick), 14-85 5:03
	AR	C. Limpert 23 yd field goal, 10-59 5:11
4th	EIU	A. Hollins 16 yd pass from J. Brantley (N. Bruno kick), 4-37 2:02
	AR	A. Cantrell 42 yd pass from C. Kelley (C. Limpert kick), 8-72 4:03

### TEAM STATISTICS

	EASTERN ILLINOIS	ARKANSAS
FIRST DOWNS.....	21	18
RUSHES-YARDS (NET).....	41-127	37-80
PASSING YDS (NET).....	230	353
Passes Att-Comp-Int.....	40-27-0	29-21-0
TOTAL OFFENSE PLAYS-YARDS.....	81-357	66-433
Fumble Returns-Yards.....	0-0	2-61
Punt Returns-Yards.....	1-3	0-0
Kickoff Returns-Yards.....	5-99	4-102
Interception Returns-Yards.....	0-0	0-0
Punts (Number-Avg).....	4-40.8	5-29.4
Fumbles-Lost.....	6-5	0-0
Penalties-Yards.....	6-30	4-40
Possession Time.....	30:50	29:10
Third-Down Conversions.....	6 of 18	7 of 15
Fourth-Down Conversions.....	3 of 4	0 of 0
Red-Zone Scores-Chances.....	2-3	5-5
Sacks By: Number-Yards.....	1-4	2-15



**QB TY STOREY** came off the bench to spark the offense in a 28-point second quarter against Eastern Illinois. Storey finished the day 12-for-17 for 261 yards and accounted for four touchdowns (3 passing, 1 running).

#### EASTERN ILLINOIS

RUSHING	Att.	Gain	Lost	Net	TD	Long	Avg.
Jamal Scott	12	82	0	82	0	29	6.8
Isaiah Johnson	7	30	1	29	0	8	4.1
John Brantley	12	30	17	13	0	12	1.1
Robert Columbus	6	13	5	8	0	5	1.3
Darshon McCullough	2	6	0	6	0	5	3.0
TEAM	1	0	4	-4	0	0	-4.0
Harry Woodberry	1	0	7	-7	0	0	-7.0

PASSING	Comp.	Att.	Yds	TD	Int	Long	Sack
John Brantley	18	25	134	1	0	16	1
Harry Woodberry	9	15	96	2	0	43	1

RECEIVING	No.	Yds	TD	Long
Alexander Hollins	9	127	3	43
Aaron Gooch	6	43	0	12
Isaiah Johnson	3	13	0	12
Matt Reyna	2	12	0	9
James Sheehan	2	9	0	5
Teriq Phillips	2	7	0	4
Nick Atoyebi	1	11	0	11
Robert Columbus	1	5	0	5
Xander Richards	1	3	0	3

PUNTING	No.	Yds	Avg.	Long	I20	TB
Nick Bruno	4	163	40.8	46	2	0

FIELD GOALS	Made	Att.	Long	Kicks
Matt Servino	0	2	-	x47, x29

#### ARKANSAS

RUSHING	Att.	Gain	Lost	Net	TD	Long	Avg.
Devwah Whaley	10	29	1	28	1	8	2.8
Maleek Williams	3	17	0	17	0	7	5.7
Ty Storey	3	15	0	15	1	10	5.0
TJ Hammonds	3	14	0	14	0	10	4.7
Rakeem Boyd	6	15	3	12	0	7	2.0
Cole Kelley	3	4	0	4	0	2	1.3
Chase Hayden	4	6	3	3	0	3	0.8
Daulton Hyatt	2	0	6	-6	0	0	-3.0
TEAM	3	0	7	-7	0	0	-2.3

PASSING	Comp.	Att.	Yds	TD	Int	Long	Sack
Ty Storey	12	17	261	3	0	57	0
Cole Kelley	9	12	92	1	0	42	0
Daulton Hyatt	0	0	0	0	0	0	1

RECEIVING	No.	Yds	TD	Long
Jordan Jones	5	132	1	57
LaMichael Pettway	5	93	2	48
Chase Harrell	4	60	0	36
Austin Cantrell	2	53	1	42
Rakeem Boyd	1	8	0	8
TJ Hammonds	1	3	0	3
Chase Hayden	1	2	0	2
Jeremy Patton	1	2	0	2
Deon Stewart	1	0	0	0

PUNTING	No.	Yds	Avg.	Long	I20	TB
Blake Johnson	4	122	30.5	44	2	0
Reid Bauer	1	25	25.0	25	0	0

FIELD GOALS	Made	Att.	Long	Kicks
Connor Limpert	2	2	35	35, 23

## GAME 2 ||| at COLORADO STATE

Arkansas (1-1)..... 27  
Colorado State (1-2)..... 34

### SCORING SUMMARY

	1st	2nd	3rd	4th	Final
Arkansas	7	6	14	0	27
Colorado State	3	6	8	17	34

#### QTR. TEAM SCORING PLAY

1st	CSU	W. Bryan 55 yd field goal, 4-6 1:31
	AR	D. Whaley 3 yd run (C. Limpert kick), 14-73 6:06
2nd	AR	C. Limpert 28 yd field goal, 10-70 4:04
	AR	C. Limpert 31 yd field goal, 8-65 2:40
	CSU	W. Bryan 46 yd field goal, 10-47 3:28
	CSU	W. Bryan 44 yd field goal, 5-18 0:25
3rd	AR	L. Pettway 25 yd pass from C. Kelley (C. Limpert kick), 9-91 3:51
	AR	TJ Hammonds 64 yd pass from C. Kelley (C. Limpert kick), 1-64 0:11
	CSU	P. Williams 4 yd pass from Carta-Samuels (C. Butler pass from Carta-Samuels), 7-70 2:41
4th	CSU	P. Williams 10 yd pass from Carta-Samuels (W. Bryan kick), 9-96 3:29
	CSU	W. Bryan 22 yd field goal, 11-60 4:03
	CSU	I. Matthews 1 yd run (W. Bryan kick), 6-59 2:30

### TEAM STATISTICS

	ARKANSAS	COLORADO STATE
FIRST DOWNS.....	24	21
RUSHES-YARDS (NET).....	53-299	23-40
PASSING YDS (NET).....	138	389
Passes Att-Comp-Int.....	22-11-2	50-32-1
TOTAL OFFENSE PLAYS-YARDS.....	75-437	73-429
Fumble Returns-Yards.....	0-0	0-0
Punt Returns-Yards.....	1-45	4-0
Kickoff Returns-Yards.....	2-23	4-69
Interception Returns-Yards.....	1-0	2-4
Punts (Number-Avg).....	5-38.2	5-56.8
Fumbles-Lost.....	0-0	3-1
Penalties-Yards.....	6-60	6-54
Possession Time.....	32:27	27:33
Third-Down Conversions.....	5 of 15	6 of 15
Fourth-Down Conversions.....	0 of 0	0 of 0
Red-Zone Scores-Chances.....	3-3	4-4
Sacks By: Number-Yards.....	1-4	1-12



**RB DEVAH WHALEY** ran for a career-best 165 yards on 26 carries at Colorado State, leading the Razorbacks' ground game that racked up 299 yards.

September 8, 2018 | Fort Collins, Colo.

Canvas Stadium | Time: 6:30 p.m. CT | Attendance: 31,894

TV: CBS Sports Network > Carter Blackburn (PBP), Aaron Taylor (Analyst) & John Schriffen (Sideline)

### ARKANSAS

RUSHING	Att.	Gain	Lost	Net	TD	Long	Avg.
Devwah Whaley	26	165	0	165	1	18	6.3
Rakeem Boyd	7	67	0	67	0	36	9.6
Chase Hayden	11	55	0	55	0	18	5.0
Ty Storey	2	17	6	11	0	17	5.5
TJ Hammonds	3	8	0	8	0	6	2.7
TEAM	1	0	1	-1	0	0	-1.0
Cole Kelley	3	6	12	-6	0	3	-2.0

PASSING	Comp.	Att.	Yds	TD	Int	Long	Sack
Ty Storey	5	13	36	0	2	19	0
Cole Kelley	6	9	102	2	0	64	1

RECEIVING	No.	Yds	TD	Long
LaMichael Pettway	2	31	1	25
Jeremy Patton	2	26	0	19
De'Vion Warren	2	-3	0	0
TJ Hammonds	1	64	1	64
Deon Stewart	1	10	0	10
Austin Cantrell	1	10	0	10
Jordan Jones	1	2	0	2
Jonathan Nance	1	-2	0	0

PUNTING	No.	Yds	Avg.	Long	I20	TB
Reid Bauer	5	191	38.2	42	2	0

FIELD GOALS	Made	Att.	Long	Kicks
Connor Limpert	2	3	31	28, 31, x48

### COLORADO STATE

RUSHING	Att.	Gain	Lost	Net	TD	Long	Avg.
Izzy Matthews	9	41	14	27	1	14	3.0
Marvin Kinsey Jr.	5	10	0	10	0	4	2.0
K.J. Carta-Samuels	5	10	7	3	0	8	0.6
Rashaad Boddie	3	3	0	3	0	2	1.0
Marcus McElroy	1	0	3	-3	0	0	-3.0

PASSING	Comp.	Att.	Yds	TD	Int	Long	Sack
K.J. Carta-Samuels	32	47	389	2	1	54	1
Collin Hill	0	3	0	0	0	0	0

RECEIVING	No.	Yds	TD	Long
Preston Williams	12	154	2	31
Olabisi Johnson	5	47	0	18
Cameron Butler	4	107	0	54
Marvin Kinsey Jr.	4	34	0	20
Brenden Fulton	2	30	0	20
Darius Wise	2	0	0	2
Griffin Hammer	1	9	0	9
Izzy Matthews	1	4	0	4
Adam Prentice	1	4	0	4

PUNTING	No.	Yds	Avg.	Long	I20	TB
Ryan Stonehouse	5	284	56.8	70	1	1

FIELD GOALS	Made	Att.	Long	Kicks
Wyatt Bryan	4	4	55	55, 46, 44, 22

## GAME 3 ||| NORTH TEXAS

North Texas (3-0) ..... 44  
Arkansas (1-2) ..... 17

September 15, 2018 | Fayetteville, Ark.  
Donald W. Reynolds Razorback Stadium | Time: 3 p.m. | Attendance: 62,355  
TV: SEC Network > Dave LaMont (PBP), Ray Bentley (Analyst) & Tera Talmadge (Sideline)

### SCORING SUMMARY

	1st	2nd	3rd	4th	Final
North Texas	17	17	3	7	44
Arkansas	0	10	0	7	17

#### QTR. TEAM SCORING PLAY

1st	UNT	M. Fine 2 yd run (C. Hedlund kick), 7-44 1:43
	UNT	K. Brewer 90 yd punt return (C. Hedlund kick)
	UNT	C. Hedlund 24 yd field goal, 4-1 0:55
2nd	AR	C. Kelley 5 yd run (C. Limpert kick), 7-61 1:36
	AR	C. Limpert 54 yd field goal, 10-49 2:55, UNT 17 - AR 10
	UNT	L. Easley 3 yd run (C. Hedlund kick), 2-34 0:30, UNT 24 - AR 10
	UNT	R. Bussey 7 yd pass from M. Fine (C. Hedlund kick), 8-80 2:46
	UNT	C. Hedlund 26 yd field goal, 7-40 1:26
3rd	UNT	C. Hedlund 20 yd field goal, 14-79 5:34
4th	UNT	K. Hall 24 yd interception return (C. Hedlund kick)
	AR	M. Williams 68 yd run (C. Limpert kick), 1-68 0:12

### TEAM STATISTICS

	NORTH TEXAS	ARKANSAS
FIRST DOWNS	18	21
RUSHES-YARDS (NET)	29-102	32-126
PASSING YDS (NET)	281	210
Passes Att-Comp-Int.	46-24-0	45-20-6
TOTAL OFFENSE PLAYS-YARDS	75-383	77-336
Fumble Returns-Yards	0-0	0-0
Punt Returns-Yards	1-90	1-1
Kickoff Returns-Yards	1-17	5-94
Interception Returns-Yards	6-65	0-0
Punts (Number-Avg)	9-42.4	9-34.2
Fumbles-Lost	2-1	0-0
Penalties-Yards	9-102	10-70
Possession Time	30:04	29:56
Third-Down Conversions	4 of 17	4 of 16
Fourth-Down Conversions	0 of 1	0 of 0
Red-Zone Scores-Chances	6-7	1-2
Sacks By: Number-Yards	5-27	2-17



**LB DE'JON HARRIS** led the Razorbacks with 12 tackles to register his second 10-plus tackle effort in the team's first three games. Harris made seven solo stops and broke up two passes against North Texas.

### NORTH TEXAS

RUSHING	Att.	Gain	Lost	Net	TD	Long	Avg.
Loren Easley	13	77	2	75	1	24	5.8
Deandre Torrey	4	13	0	13	0	5	3.2
Quinn Shanbour	5	21	10	11	0	12	2.2
Mason Fine	5	16	9	7	1	6	1.4
TEAM	1	0	2	-2	0	0	-2.0
Anthony Wyche	1	0	2	-2	0	0	-2.0

PASSING	Comp.	Att.	Yds	TD	Int	Long	Sack
Mason Fine	24	45	281	1	0	37	1
Quinn Shanbour	0	1	0	0	0	0	1

RECEIVING	No.	Yds	TD	Long
Jaelon Darden	5	87	0	37
Kelvin Smith	5	60	0	37
Rico Bussey	5	27	1	10
Deandre Torrey	3	24	0	27
Michael Lawrence	3	24	0	12
Jalen Guyton	2	42	0	31
Loren Easley	1	17	0	17

PUNTING	No.	Yds	Avg.	Long	I20	TB
Alvin Kenworthy	9	382	42.4	48	5	2

FIELD GOALS	Made	Att.	Long	Kicks
Cole Hedlund	3	3	26	24, 26, 20

### ARKANSAS

RUSHING	Att.	Gain	Lost	Net	TD	Long	Avg.
Maleek Williams	5	74	0	74	1	68	14.8
Chase Hayden	5	21	0	21	0	14	5.8
John Stephen Jones	1	15	0	15	0	15	15.0
Cole Kelley	4	14	0	14	1	5	3.5
Devwah Whaley	9	16	4	12	0	7	1.3
TJ Hammonds	1	0	0	0	0	0	0.0
Connor Noland	7	17	27	-10	0	13	-1.43

PASSING	Comp.	Att.	Yds	TD	Int	Long	Sack
Cole Kelley	16	35	185	0	4	25	0
Connor Noland	4	7	25	0	1	11	5
John Stephen Jones	0	3	0	0	1	0	0

RECEIVING	No.	Yds	TD	Long
Mike Woods	4	61	0	25
LaMichael Pettway	4	49	0	16
Jared Cornelius	2	27	0	14
TJ Hammonds	2	17	0	11
Deon Stewart	2	12	0	8
Jordan Jones	1	13	0	13
Grayson Gunter	1	11	0	11
Jeremy Patton	1	11	0	11
Devwah Whaley	1	6	0	6
Chase Hayden	1	3	0	3
Rakeem Boyd	1	0	0	0

PUNTING	No.	Yds	Avg.	Long	I20	TB
Matthew Phillips	1	34	34.0	34	0	0
Blake Johnson	3	91	30.3	33	0	0
Reid Bauer	5	183	36.6	41	1	0

FIELD GOALS	Made	Att.	Long	Kicks
Connor Limpert	1	2	54	54, x38



## GAME 4 ||| at AUBURN

Arkansas (1-3, 0-1) .....3  
Auburn (3-1, 1-1) .....34

September 22, 2018 | Auburn, Ala.

Jordan-Hare Stadium | Time: 6:30 p.m. | Attendance: 84,188

TV: SEC Network > Tom Hart (PBP), Jordan Rodgers (Analyst) & Cole Cubelic (Sideline)

### SCORING SUMMARY

	1st	2nd	3rd	4th	Final
Arkansas	0	0	3	0	3
Auburn	10	7	7	10	34

#### QTR. TEAM SCORING PLAY

1st	AU	J. Whitlow 5 yd run (A. Carlson kick), 7-27 2:21
	AU	A. Carlson 18 yd field goal, 4-1 1:25
2nd	AU	J. Stidham 4 yd run (A. Carlson kick), 4-9 2:19
3rd	AR	C. Limpert 29 yd field goal, 10-68 3:50
	AU	N. Igbinoghene 96 yd kickoff return (A. Carlson kick)
4th	AU	J. Whitlow 15 yd run (A. Carlson kick), 8-72 3:51
	AU	A. Carlson 43 yd field goal, 4-(-10) 2:36

### TEAM STATISTICS

	ARKANSAS	AUBURN
FIRST DOWNS .....	13	13
RUSHES-YARDS (NET) .....	38-149	36-91
PASSING YDS (NET) .....	141	134
Passes Att-Comp-Int. ....	32-13-1	22-15-0
TOTAL OFFENSE PLAYS-YARDS .....	70-290	58-225
Fumble Returns-Yards .....	0-0	1-40
Punt Returns-Yards .....	1-13	3-95
Kickoff Returns-Yards .....	1-20	1-96
Interception Returns-Yards .....	0-0	1-57
Punts (Number-Avg) .....	9-33.8	5-47.2
Fumbles-Lost .....	2-1	0-0
Penalties-Yards .....	8-57	7-40
Possession Time .....	32:29	27:31
Third-Down Conversions .....	3 of 17	4 of 13
Fourth-Down Conversions .....	1 of 2	0 of 1
Red-Zone Scores-Chances .....	1-2	5-6
Sacks By: Number-Yards .....	4-21	2-19



**RB RAKEEM BOYD** paced the Razorbacks on the ground and through the air, leading the team in rushing (8 att, 66 yds) and receiving (2 rec, 39 yds) in the loss at Auburn.

### ARKANSAS

RUSHING	Att.	Gain	Lost	Net	TD	Long	Avg.
Rakeem Boyd	8	69	3	66	0	45	8.2
Ty Storey	12	63	19	44	0	17	3.7
Devwah Whaley	8	30	4	26	0	16	3.2
Chase Hayden	6	16	5	11	0	8	1.8
Cole Kelley	2	2	0	2	0	2	1.0
Maleek Williams	2	2	2	0	0	2	0.0

PASSING	Comp.	Att.	Yds	TD	Int	Long	Sack
Ty Storey	13	31	141	0	33	1	2
TEAM	0	1	0	0	0	0	0

RECEIVING	No.	Yds	TD	Long
Rakeem Boyd	2	39	0	33
Jordan Jones	2	15	0	15
Jared Cornelius	2	15	0	11
Devwah Whaley	2	9	0	7
Deon Stewart	1	32	0	32
Mike Woods	1	13	0	13
Chase Hayden	1	6	0	6
Jeremy Patton	1	6	0	6
Austin Cantrell	1	6	0	6

PUNTING	No.	Yds	Avg.	Long	I20	TB
Reid Bauer	8	296	37.0	42	0	0
TEAM	1	8	8.0	8	0	0

FIELD GOALS	Made	Att.	Long	Kicks
Connor Limpert	1	2	29	x40, 29

### AUBURN

RUSHING	Att.	Gain	Lost	Net	TD	Long	Avg.
JaTarvious Whitlow	13	54	5	49	2	15	3.8
Kam Martin	8	39	0	39	0	12	4.9
Anthony Schwartz	2	9	0	9	0	5	4.5
Shaun Shivers	2	1	0	1	0	1	0.5
TEAM	1	0	2	-2	0	0	-2.0
Jarrett Stidham	10	16	21	-5	1	4	-0.5

PASSING	Comp.	Att.	Yds	TD	Int	Long	Sack
Jarrett Stidham	15	22	134	0	0	42	4

RECEIVING	No.	Yds	TD	Long
Ryan Davis	6	40	0	13
Anthony Schwartz	3	59	0	42
Darius Slayton	2	23	0	15
Kam Martin	2	0	0	3
Seth Williams	1	10	0	10
Sal Cannella	1	2	0	2

PUNTING	No.	Yds	Avg.	Long	I20	TB
Arryn Siposs	5	236	47.2	60	2	0

FIELD GOALS	Made	Att.	Long	Kicks
Anders Carlson	2	4	43	x54, 18, x50, 43

## GAME 5 ||| vs. TEXAS A&M

Arkansas (1-4, 0-2) .....17  
Texas A&M (3-2, 1-1) ..... 24

September 29, 2018 | Arlington, Texas  
AT&T Stadium | Time: 11 a.m. | Attendance: 55,383  
TV: ESPN > Bob Wischusen (PBP), Brock Huard (Analyst) & Allison Williams (Sideline)

### SCORING SUMMARY

	1st	2nd	3rd	4th	Final
Arkansas	0	7	3	7	17
Texas A&M	14	3	0	7	24

#### QTR. TEAM SCORING PLAY

1st	TAMU	J. Corbin 100 yd kickoff return (S. Small kick)
	TAMU	T. Williams 1 yd run (S. Small kick), 9-79 4:50
2nd	TAMU	S. Small 30 yd field goal, 7-48 2:36
	AR	C. Kelley 1 yd run (C. Limpert kick), 7-75 3:01
3rd	AR	C. Limpert 47 yd field goal, 9-46 3:44
4th	TAMU	T. Williams 4 yd run (S. Small kick), 7-61 3:31
	AR	M. Woods 29 yd pass from T. Storey (C. Limpert kick), 6-75 1:47

### TEAM STATISTICS

	ARKANSAS	TEXAS A&M
FIRST DOWNS .....	11	24
RUSHES-YARDS (NET) .....	26-55	46-176
PASSING YDS (NET) .....	193	201
Passes Att-Comp-Int. ....	27-14-1	26-17-2
TOTAL OFFENSE PLAYS-YARDS .....	53-248	72-377
Fumble Returns-Yards .....	0-0	0-0
Punt Returns-Yards .....	0-0	3--2
Kickoff Returns-Yards .....	1-11	2-110
Interception Returns-Yards .....	2-5	1-0
Punts (Number-Avg) .....	8-43.2	4-48.8
Fumbles-Lost .....	1-0	0-0
Penalties-Yards .....	6-61	7-44
Possession Time .....	23:04	36:56
Third-Down Conversions .....	3 of 12	2 of 10
Fourth-Down Conversions .....	0 of 0	1 of 1
Red-Zone Scores-Chances .....	1-1	3-5
Sacks By: Number-Yards .....	3-18	5-2



**LB DE'JON HARRIS** made a career-high 16 tackles against the Aggies, including 12 solo stops, two TFLs and one sack. Harris was one of three Hogs to record at least 10 tackles in the game.

### ARKANSAS

RUSHING	Att.	Gain	Lost	Net	TD	Long	Avg.
Rakeem Boyd	10	49	2	47	0	25	4.7
TJ Hammonds	3	9	3	6	0	5	2.0
Ty Storey	10	26	25	1	0	11	0.1
Chase Hayden	1	1	0	1	0	1	1.0
Cole Kelley	1	1	0	1	1	1	1.0
TEAM	1	0	1	-1	0	0	-1.0

PASSING	Comp.	Att.	Yds	TD	Int	Long	Sack
Ty Storey	14	26	193	1	1	36	5
Cole Kelley	0	1	0	0	0	0	0

RECEIVING	No.	Yds	TD	Long
Rakeem Boyd	4	33	0	11
Cheyenne O'Grady	3	77	0	36
Mike Woods	2	50	1	29
Jordan Jones	2	6	0	8
Jared Cornelius	1	11	0	11
LaMichael Pettway	1	10	0	10
Deon Stewart	1	6	0	6

PUNTING	No.	Yds	Avg.	Long	I20	TB
Reid Bauer	8	346	43.2	50	1	0

FIELD GOALS	Made	Att.	Long	Kicks
Connor Limpert	1	1	47	47

### TEXAS A&M

RUSHING	Att.	Gain	Lost	Net	TD	Long	Avg.
Trayveon Williams	29	153	1	152	2	16	5.2
Kellen Mond	11	32	18	14	0	12	1.3
Jashaun Corbin	4	12	0	12	0	6	3.0
TEAM	2	0	2	-2	0	0	-1.0

PASSING	Comp.	Att.	Yds	TD	Int	Long	Sack
Kellen Mond	17	26	201	0	2	26	3

RECEIVING	No.	Yds	TD	Long
Camron Buckley	5	72	0	23
Jace Sternberger	4	51	0	26
Hezekiah Jones	4	33	0	10
Roshauud Paul	1	19	0	19
Trayveon Williams	1	13	0	13
Quartney Davis	1	8	0	8
Jhamon Ausbon	1	5	0	5

PUNTING	No.	Yds	Avg.	Long	I20	TB
Braden Mann	4	195	48.8	65	2	1

FIELD GOALS	Made	Att.	Long	Kicks
Seth Small	1	3	30	30, x36, x33

## GAME 6 ||| ALABAMA

Alabama (6-0, 3-0) ..... 65  
Arkansas (1-5, 0-3) ..... 31

October 6, 2018 | Fayetteville, Ark.

Donald W. Reynolds Razorback Stadium | Time: 11 a.m. | Attendance: 64,974

TV: ESPN > Dave Pasch (PBP), Greg McElroy (Analyst) & Tom Luginbill (Sideline)

### SCORING SUMMARY

	1st	2nd	3rd	4th	Final
Alabama	21	20	7	17	65
Arkansas	7	7	3	14	31

#### QTR. TEAM SCORING PLAY

1st	UA	I. Smith Jr. 76 yd pass from T. Tagovailoa (J. Bulovas kick), 1-76 0:21
	UA	H. Ruggs III 12 yd pass from T. Tagovailoa (J. Bulovas kick), 2-55 0:50
	UA	J. Jacobs 1 yd run (J. Bulovas kick), 8-76 2:51
	AR	C. O'Grady 8 yd pass from T. Storey (C. Limpert kick), 11-75 5:14
2nd	UA	J. Jeudy 42 yd pass from T. Tagovailoa (J. Bulovas kick), 5-99 1:55
	AR	C. O'Grady 3 yd pass from C. Kelley (C. Limpert kick), 7-75 4:03
	UA	D. Harris 2 yd run (J. Bulovas kick failed), 8-74 3:20
	UA	J. Jeudy 60 yd pass from T. Tagovailoa (J. Bulovas kick), 1-60 0:12
3rd	UA	D. Harris 1 yd run (J. Bulovas kick), 7-44 3:14
	AR	C. Limpert 41 yd field goal, 11-52 5:21
4th	UA	J. Bulovas 27 yd field goal, 10-58 4:49
	UA	S. Carter 44 yd interception return (J. Bulovas kick)
	AR	D. Warren 17 yd pass from T. Storey (C. Limpert kick), 7-75 3:17
	UA	B. Robinson Jr. 5 yd run (J. Bulovas kick), 11-72 6:59
	AR	C. Kelley 1 yd run (C. Limpert kick), 5-22 1:46

### TEAM STATISTICS

	ALABAMA	ARKANSAS
FIRST DOWNS	24	22
RUSHES-YARDS (NET)	41-246	31-172
PASSING YDS (NET)	393	233
Passes Att-Comp-Int	18-14-0	40-26-1
TOTAL OFFENSE PLAYS-YARDS	59-639	71-405
Fumble Returns-Yards	0-0	0-0
Punt Returns-Yards	0-0	0-0
Kickoff Returns-Yards	6-67	1-78
Interception Returns-Yards	1-44	0-0
Punts (Number-Avg)	0-0.0	3-37.7
Fumbles-Lost	1-0	3-2
Penalties-Yards	5-31	2-20
Possession Time	27:04	32:56
Third-Down Conversions	3 of 6	6 of 12
Fourth-Down Conversions	1 of 2	0 of 1
Red-Zone Scores-Chances	5-5	5-6
Sacks By: Number-Yards	1-4	0-0



**RB RAKEEM BOYD** became the first Arkansas running back to rush for over 100 yards against Alabama since Darren McFadden in 2007.

#### ALABAMA

RUSHING	Att.	Gain	Lost	Net	TD	Long	Avg.
Damien Harris	15	111	0	111	2	19	7.4
Najee Harris	7	63	0	63	0	23	9.0
Jalen Hurts	4	35	0	35	0	27	8.8
Brian Robinson Jr.	6	24	1	23	1	7	3.8
Josh Jacobs	5	12	2	10	1	9	2.0
Tua Tagovailoa	3	7	0	7	0	3	2.3
TEAM	1	0	3	-3	0	0	-3.0

PASSING	Comp.	Att.	Yds	TD	Int	Long	Sack
Tua Tagovailoa	10	13	334	4	0	76	0
Jalen Hurts	4	5	59	0	0	26	0

RECEIVING	No.	Yds	TD	Long
Jerry Jeudy	4	135	2	60
Jaylen Waddle	4	49	0	17
Irv Smith Jr.	2	123	1	76
DeVonta Smith	2	40	0	26
Henry Ruggs III	1	33	1	21
Damien Harris	1	13	0	13

PUNTING	No.	Yds	Avg.	Long	I20	TB
-						

FIELD GOALS	Made	Att.	Long	Kicks
Joseph Bulovas	1	1	27	27

#### ARKANSAS

RUSHING	Att.	Gain	Lost	Net	TD	Long	Avg.
Rakeem Boyd	15	106	4	102	0	32	6.8
Ty Storey	9	42	6	36	0	11	4.0
Chase Hayden	2	18	0	18	0	17	9.0
Jordan Jones	1	9	0	9	0	9	9.0
Cole Kelley	3	6	0	6	1	3	2.0
Maleek Williams	1	1	0	1	0	1	1.0

PASSING	Comp.	Att.	Yds	TD	Int	Long	Sack
Ty Storey	25	39	230	2	1	37	1
Cole Kelley	1	1	3	1	0	3	0

RECEIVING	No.	Yds	TD	Long
Cheyenne O'Grady	7	48	2	16
Rakeem Boyd	5	24	0	21
LaMichael Pettway	3	17	0	9
Deon Stewart	2	53	0	37
Chase Hayden	2	26	0	20
Austin Cantrell	2	21	0	13
Mike Woods	2	6	0	4
De'Vion Warren	1	17	1	17
Tyson Morris	1	11	0	11
Grayson Gunter	1	10	0	10

PUNTING	No.	Yds	Avg.	Long	I20	TB
Matthew Phillips	1	47	47.0	47	0	0
Reid Bauer	2	66	33.0	35	0	0

FIELD GOALS	Made	Att.	Long	Kicks
Connor Limpert	1	1	41	41

## GAME 7 ||| vs. OLE MISS

Ole Miss (5-2, 1-2)..... 37  
Arkansas (1-6, 0-4)..... 33

October 13, 2018 | Little Rock, Ark.

War Memorial Stadium | Time: 6:39 p.m. | Attendance: 51,438

TV: SECN > Tom Hart (PBP), Jordan Rodgers (Analyst) & Cole Cubelic (Sideline)

### SCORING SUMMARY

	1st	2nd	3rd	4th	Final
Ole Miss	3	14	7	13	37
Arkansas	17	10	6	0	33

#### QTR. TEAM SCORING PLAY

1st	OM	L. Logan 36 yd field goal, 6:56 2:11
	AR	C. Limpert 43 yd field goal, 11:50 5:08
	AR	C. O'Grady 39 yd pass from T. Storey (C. Limpert kick), 7:78 3:01
	AR	R. Boyd 69 yd run (C. Limpert kick), 3:80 1:04
2nd	OM	J. Ta'amu 18 yd run (L. Logan kick), 9:75 3:08
	AR	L. Pettway 39 yd pass from C. Kelley (C. Limpert kick), 5:75 1:33
	AR	C. Limpert 38 yd field goal, 9:52 4:27
	OM	D. Lodge 6 yd pass from J. Ta'amu (L. Logan kick), 10:77 2:03
3rd	AR	C. Limpert 38 yd field goal, 10:55 5:32
	OM	O. Cooley 66 yd pass from J. Ta'amu (L. Logan kick), 5:79 1:59
	AR	C. Limpert 36 yd field goal, 11:57 4:56
4th	OM	I. Woullard 2 yd run (L. Logan kick), 10:84 2:54
	OM	S. Phillips 5 yd run (J. Ta'amu pass failed), 7:97 1:20

### TEAM STATISTICS

	OLE MISS	ARKANSAS
FIRST DOWNS.....	32	27
RUSHES-YARDS (NET).....	38-224	48-300
PASSING YDS (NET).....	387	177
Passes Att-Comp-Int.....	26-35-1	15-22-1
TOTAL OFFENSE PLAYS-YARDS.....	73-611	70-476
Fumble Returns-Yards.....	0-0	0-0
Punt Returns-Yards.....	0-0	3-2
Kickoff Returns-Yards.....	3-62	3-35
Interception Returns-Yards.....	1-0	1-0
Punts (Number-Avg).....	1-35.0	2-47.5
Fumbles-Lost.....	1-0	0-0
Penalties-Yards.....	4-50	5-65
Possession Time.....	24:42	35:18
Third-Down Conversions.....	6 of 10	2 of 9
Fourth-Down Conversions.....	0 of 0	1 of 1
Red-Zone Scores-Chances.....	5-6	3-3
Sacks By: Number-Yards.....	1-4	2-8



**RB RAKEEM BOYD** posted his second straight 100-yard rushing performance with 109 yards against Ole Miss. He broke the 100-yard threshold with 31 seconds remaining in the first quarter in Little Rock.

#### OLE MISS

RUSHING	Att.	Gain	Lost	Net	TD	Long	Avg.
Jordan Ta'amu	17	154	13	141	1	27	8.3
Scottie Phillips	18	90	4	86	1	16	4.8
Isaiah Woullard	2	2	3	-1	1	2	-0.5
TEAM	1	0	2	-2	0	0	-2.0

#### PASSING

	Comp.	Att.	Yds	TD	Int	Long	Sack
Jordan Ta'amu	26	35	387	2	1	66	2

#### RECEIVING

	No.	Yds	TD	Long
DaMarkus Lodge	10	80	1	12
A.J. Brown	6	64	0	20
Braylon Sanders	3	35	0	18
Octavious Cooley	2	85	1	66
Dawson Knox	2	65	0	48
D.K. Metcalf	1	49	0	49
Isaiah Woullard	1	11	0	11
Scottie Phillips	1	-2	0	0

#### PUNTING

	No.	Yds	Avg.	Long	I20	TB
Mac Brown	1	35	35.0	35	0	0

#### FIELD GOALS

	Made	Att.	Long	Kicks
Luke Logan	1	3	36	36, x45, x28

#### ARKANSAS

RUSHING	Att.	Gain	Lost	Net	TD	Long	Avg.
Rakeem Boyd	7	109	0	109	1	69	15.6
Ty Storey	9	73	3	70	0	23	7.8
Devwah Whaley	12	73	6	67	0	16	5.6
Chase Hayden	12	38	8	30	0	17	2.5
Cole Kelley	7	29	4	25	0	11	3.6
TEAM	1	0	1	-1	0	0	-1.0

#### PASSING

	Comp.	Att.	Yds	TD	Int	Long	Sack
Ty Storey	12	16	122	1	0	39	0
Cole Kelley	2	5	60	1	1	39	1
Jared Cornelius	1	1	-5	0	0	0	0

#### RECEIVING

	No.	Yds	TD	Long
LaMichael Pettway	3	77	1	39
Cheyenne O'Grady	3	41	1	39
Rakeem Boyd	2	36	0	38
Mike Woods	2	14	0	9
Devwah Whaley	2	9	0	5
Deon Stewart	2	5	0	5
Ty Storey	1	-5	0	0

#### PUNTING

	No.	Yds	Avg.	Long	I20	TB
Reid Bauer	2	95	47.5	64	2	0

#### FIELD GOALS

	Made	Att.	Long	Kicks
Connor Limpert	4	4	43	43, 38, 38, 36



## GAME 8 ||| TULSA

Tulsa (1-6, 0-3)..... 0  
Arkansas (2-6, 0-4)..... 23

### SCORING SUMMARY

	1st	2nd	3rd	4th	Final
Tulsa	0	0	0	0	0
Arkansas	0	10	10	3	23

#### QTR. TEAM SCORING PLAY

2nd	AR	C. Limpert 33 yd field goal, 9-60 4:20
	AR	G. Gunter 7 yd pass from C. Noland (C. Limpert kick), 8-49 3:29
3rd	AR	C. Limpert 35 yd field goal, 7-10 2:56
	AR	M. Williams 4 yd run (C. Limpert kick), 3-40 1:23
4th	AR	C. Limpert 24 yd field goal, 16-74 8:19

### TEAM STATISTICS

	TULSA	ARKANSAS
FIRST DOWNS.....	15	20
RUSHES-YARDS (NET).....	40-133	53-196
PASSING YDS (NET).....	127	131
Passes Att-Comp-Int.....	25-8-1	19-11-1
TOTAL OFFENSE PLAYS-YARDS.....	65-260	72-327
Fumble Returns-Yards.....	0-0	0-0
Punt Returns-Yards.....	0-0	2-29
Kickoff Returns-Yards.....	3-21	0-0
Interception Returns-Yards.....	1-18	1-0
Punts (Number-Avg).....	6-40.8	4-34.8
Fumbles-Lost.....	2-1	3-1
Penalties-Yards.....	4-43	3-40
Possession Time.....	24:34	35:26
Third-Down Conversions.....	4 of 15	6 of 15
Fourth-Down Conversions.....	0 of 2	0 of 0
Red-Zone Scores-Chances.....	0-2	5-5
Sacks By: Number-Yards.....	0-0	6-35



**QB CONNOR NOLAND** became the first Arkansas true freshman since 2012 to start at QB for the Razorbacks, going 10-for-16 for 124 yards and a touchdown pass in the victory.

October 20, 2018 | Fayetteville, Ark.

Donald W. Reynolds Razorback Stadium | Time: 11 a.m. | Attendance: 56,691

TV: ESPN > Taylor Zazour (PBP), Matt Stinchcomb (Analyst) & Kris Budden (Sideline)

### TULSA

RUSHING	Att.	Gain	Lost	Net	TD	Long	Avg.
Shamari Brooks	20	92	1	91	0	13	4.6
Corey Taylor II	7	54	0	54	0	19	7.7
Seth Boomer	12	29	35	-6	0	12	-0.5
TEAM	1	0	6	-6	0	0	-6.0

PASSING	Comp.	Att.	Yds	TD	Int	Long	Sack
Seth Boomer	8	25	127	0	1	65	6

RECEIVING	No.	Yds	TD	Long
Keylon Stokes	3	74	0	65
Justin Hobbs	2	12	0	10
Corey Taylor II	1	32	0	32
Jarion Anderson	1	5	0	5
Keenen Johnson	1	4	0	4

PUNTING	No.	Yds	Avg.	Long	I20	TB
Thomas Bennett	6	245	40.8	47	1	1

FIELD GOALS	Made	Att.	Long	Kicks
Nate Walker	0	2	-	x28, x42

### ARKANSAS

RUSHING	Att.	Gain	Lost	Net	TD	Long	Avg.
Rakeem Boyd	22	109	10	99	0	17	4.5
Chase Hayden	9	43	0	43	0	10	4.8
Cole Kelley	5	31	4	27	0	20	5.4
Maleek Williams	9	23	0	23	1	5	2.6
Connor Noland	5	20	0	20	0	10	4.0
TEAM	3	0	16	-16	0	0	-5.3

PASSING	Comp.	Att.	Yds	TD	Int	Long	Sack
Connor Noland	10	16	124	1	1	30	0
Cole Kelley	1	3	7	0	0	7	0

RECEIVING	No.	Yds	TD	Long
Rakeem Boyd	3	14	0	6
Cheyenne O'Grady	2	35	0	20
Jordan Jones	2	15	0	10
LaMichael Pettway	1	30	0	30
Austin Cantrell	1	23	0	23
Chase Hayden	1	7	0	7
Grayson Gunter	1	7	1	7

PUNTING	No.	Yds	Avg.	Long	I20	TB
Reid Bauer	4	139	34.8	41	4	0

FIELD GOALS	Made	Att.	Long	Kicks
Connor Limpert	3	3	35	33, 35, 24

## GAME 9 ||| VANDERBILT

Vanderbilt (4-5, 1-4)..... 45  
Arkansas (2-7, 0-5)..... 31

October 27, 2018 | Fayetteville, Ark.

Donald W. Reynolds Razorback Stadium | Time: 11 a.m. | Attendance: 56,251

TV: SECN > Dave Neal (PBP), DJ Shockley (Analyst) & Dawn Davenport (Sideline)

### SCORING SUMMARY

	1st	2nd	3rd	4th	Final
Vanderbilt	7	14	3	21	45
Arkansas	7	7	3	14	31

#### QTR. TEAM SCORING PLAY

1st	AR	R. Boyd 5 yd run (C. Limpert kick), 9-75 3:05
	VANDY	K. Vaughn 63 yd run (R. Guay kick), 7-89 3:53
2nd	VANDY	J. Pinkney 1 yd pass from K. Shurmur (R. Guay kick), 6-42 2:39
	AR	C. Hayden 38 yd run (C. Limpert kick), 8-92 3:45
	VANDY	J. Pinkney 40 yd pass from K. Shurmur (R. Guay kick), 3-65 1:31
3rd	AR	C. Limpert 55 yd field goal, 9-35 3:40
	VANDY	R. Guay 36 yd field goal, 14-57 7:24
4th	VANDY	K. Vaughn 11 yd run (R. Guay kick), 7-76 3:41
	AR	T. Morris 11 yd pass from T. Storey (C. Limpert kick), 6-75 2:06
	VANDY	K. Vaughn 3 yd run (R. Guay kick), 9-75 4:45
	VANDY	K. Blasingame 5 yd run (R. Guay kick), 7-29 2:34
	AR	C. O'Grady 12 yd pass from T. Storey (C. Limpert kick), 7-75 1:06

### TEAM STATISTICS

	VANDERBILT	ARKANSAS
FIRST DOWNS.....	25	21
RUSHES-YARDS (NET).....	49-250	29-207
PASSING YDS (NET).....	192	240
Passes Att-Comp-Int.....	19-13-0	36-23-2
TOTAL OFFENSE PLAYS-YARDS.....	68-442	65-447
Fumble Returns-Yards.....	0-0	0-0
Punt Returns-Yards.....	2-15	1-0
Kickoff Returns-Yards.....	2-27	2-34
Interception Returns-Yards.....	2-8	0-0
Punts (Number-Avg).....	4-46.2	4-43.5
Fumbles-Lost.....	0-0	0-0
Penalties-Yards.....	7-60	6-46
Possession Time.....	35:32	24:28
Third-Down Conversions.....	5 of 10	6 of 12
Fourth-Down Conversions.....	0 of 0	0 of 0
Red-Zone Scores-Chances.....	5-5	3-3
Sacks By: Number-Yards.....	2-8	3-24



**RB RAKEEM BOYD** ran for a career-high 113 yards on 19 carries for his third 100-yard effort in the last four games, scoring his second TD of the season.

#### VANDERBILT

RUSHING	Att.	Gain	Lost	Net	TD	Long	Avg.
Ke'Shawn Vaughn	26	184	12	172	3	63	6.6
Khari Blasingame	10	46	0	46	1	10	4.6
Ja'Veon Marlow	2	22	0	22	0	18	11.0
Jamauri Wakefield	3	23	1	22	0	20	7.3
Mo Hasan	2	11	0	11	0	6	5.5
Kalija Lipscomb	1	1	0	1	0	1	1.0
TEAM	1	0	2	-2	0	0	-2.0
Kyle Shurmur	4	2	24	-22	0	2	-5.5

PASSING	Comp.	Att.	Yds	TD	Int	Long	Sack
Kyle Shurmur	13	19	192	2	0	40	3

RECEIVING	No.	Yds	TD	Long
Jared Pinkney	5	93	2	40
Kalija Lipscomb	4	44	0	17
Khari Blasingame	2	42	0	23
C.J. Bolar	1	8	0	8
Chris Pierce	1	5	0	5

PUNTING	No.	Yds	Avg.	Long	I20	TB
Parker Thome	4	185	46.2	60	2	0

FIELD GOALS	Made	Att.	Long	Kicks
Ryley Guay	1	1	36	36

#### ARKANSAS

RUSHING	Att.	Gain	Lost	Net	TD	Long	Avg.
Rakeem Boyd	19	117	4	113	1	27	5.9
Chase Hayden	5	70	0	70	1	38	14.0
Ty Storey	5	32	8	24	0	16	4.8

PASSING	Comp.	Att.	Yds	TD	Int	Long	Sack
Ty Storey	23	36	240	2	2	40	2

RECEIVING	No.	Yds	TD	Long
Cheyenne O'Grady	6	83	1	25
Chase Hayden	5	17	0	7
Mike Woods	3	33	0	28
Tyson Morris	3	19	1	11
LaMichael Pettway	2	51	0	40
Deon Stewart	2	23	0	17
Jordan Jones	1	8	0	8
Austin Cantrell	1	6	0	6

PUNTING	No.	Yds	Avg.	Long	I20	TB
Matthew Phillips	1	47	47.0	47	0	0
Reid Bauer	3	127	42.3	47	0	0

FIELD GOALS	Made	Att.	Long	Kicks
Connor Limpert	1	2	55	x60, 55

## GAME 10 ||| LSU

LSU (8-2, 5-2) ..... 24  
Arkansas (2-8, 0-6) ..... 17

### SCORING SUMMARY

	1st	2nd	3rd	4th	Final
LSU	7	7	10	0	24
Arkansas	0	3	0	14	17

#### QTR. TEAM SCORING PLAY

1st	LSU	J. Jefferson 40 yd pass from J. Burrow (C. Tracy kick), 1-40 0:09
2nd	LSU	N. Brossette 12 yd run (C. Tracy kick), 14-77 7:24
	AR	C. Limpert 24 yd field goal, 4-27 0:21
3rd	LSU	C. Edwards-Helaire 13 yd run (C. Tracy kick), 4-59 2:07
	LSU	C. Tracy 40 yd field goal, 5-30 2:56
4th	AR	C. O'Grady 11 yd pass from T. Storey (C. Limpert kick), 8-76 2:16
	AR	C. O'Grady 32 yd pass from T. Storey (C. Limpert kick), 6-75 1:33

### TEAM STATISTICS

	LSU	ARKANSAS
FIRST DOWNS .....	20	14
RUSHES-YARDS (NET) .....	48-164	19-16
PASSING YDS (NET) .....	195	200
Passes Att-Comp-Int .....	21-15-0	39-19-1
TOTAL OFFENSE PLAYS-YARDS .....	69-359	58-216
Fumble Returns-Yards .....	0-0	1-24
Punt Returns-Yards .....	1-7	2-0
Kickoff Returns-Yards .....	1-25	0-0
Interception Returns-Yards .....	1-0	0-0
Punts (Number-Avg) .....	7-40.3	8-39.1
Fumbles-Lost .....	3-1	1-1
Penalties-Yards .....	7-69	6-60
Possession Time .....	35:47	24:13
Third-Down Conversions .....	5 of 14	2 of 12
Fourth-Down Conversions .....	0 of 1	1 of 2
Red-Zone Scores-Chances .....	2-3	2-2
Sacks By: Number-Yards .....	4-31	3-21



**LB DE'JON HARRIS** posted his second straight double-digit tackle performance and seventh of the season against LSU.

Nov. 10, 2018 | Fayetteville, Ark.

Donald W. Reynolds Razorback Stadium | Time: 6:30 p.m. | Attendance: 64,135

TV: SECN > Tom Hart (PBP), Jordan Rodgers (Analyst) & Cole Cubelic (Sideline)

### LSU

RUSHING	Att.	Gain	Lost	Net	TD	Long	Avg.
Nick Brossette	23	94	4	90	1	16	3.9
Clyde Edwards-Helaire	17	57	1	56	1	13	3.3
Joe Burrow	7	36	21	15	0	16	2.1
Justin Jefferson	1	3	0	3	0	3	3.0

PASSING	Comp.	Att.	Yds	TD	Int	Long	Sack
Joe Burrow	15	21	195	1	0	40	3

RECEIVING	No.	Yds	TD	Long
Justin Jefferson	6	117	1	40
Derrick Dillon	2	25	0	14
Ja'Marr Chase	2	19	0	13
Clyde Edwards-Helaire	2	5	0	9
Dee Anderson	1	26	0	26
Tory Carter	1	6	0	6
Nick Brossette	1	-3	0	0

PUNTING	No.	Yds	Avg.	Long	I20	TB
Zach Von Rosenberg	5	216	43.2	48	0	0
Josh Growden	2	66	33.0	35	2	0

FIELD GOALS	Made	Att.	Long	Kicks
Cole Tracy	1	1	40	40

### ARKANSAS

RUSHING	Att.	Gain	Lost	Net	TD	Long	Avg.
Rakeem Boyd	10	37	7	30	0	11	3.0
Ty Storey	8	18	25	-7	0	7	-0.9
Deon Stewart	1	0	7	-7	0	0	-7.0

PASSING	Comp.	Att.	Yds	TD	Int	Long	Sack
Ty Storey	19	38	200	2	1	32	3
Cole Kelley	0	1	0	0	0	0	0

RECEIVING	No.	Yds	TD	Long
Cheyenne O'Grady	6	75	2	32
Rakeem Boyd	4	3	0	3
Jared Cornelius	2	46	0	27
LaMichael Pettway	2	33	0	31
Deon Stewart	2	11	0	9
Grayson Gunter	1	23	0	23
Mike Woods	1	14	0	14
Jordan Jones	1	-5	0	0

PUNTING	No.	Yds	Avg.	Long	I20	TB
Matthew Phillips	1	24	24.0	24	0	0
Reid Bauer	7	289	41.3	46	2	0

FIELD GOALS	Made	Att.	Long	Kicks
Connor Limpert	1	1	24	24

## GAME 11 ||| at MISSISSIPPI STATE

Arkansas (2-9, 0-7)..... 6  
Mississippi State (7-4, 3-4)..... 52

November 17, 2018 | Starkville, Miss.

Davis Wade Stadium | Time: 11 a.m. | Attendance: 57,772

TV: ESPN > Adam Amin (PBP), Rod Gilmore (Analyst) & Quint Kessenich (Sideline)

### SCORING SUMMARY

	1st	2nd	3rd	4th	Final
Arkansas	0	3	3	0	6
Mississippi State	3	14	21	14	52

#### QTR. TEAM SCORING PLAY

1st	MS	J. Christmann 19 yd field goal, 14-81 6:33
2nd	MS	N. Fitzgerald 2 yd run (J. Christmann kick), 11-53 4:53
	MS	N. Gibson 8 yd run (J. Christmann kick), 8-72 4:11
	AR	C. Limpert 36 yd field goal, 13-52 2:48
3rd	AR	C. Limpert 32 yd field goal, 7-60 3:35
	MS	J. Johnson 34 yd pass from N. Fitzgerald (J. Christmann kick), 6-75 2:37
	MS	K. Mixon 4 yd pass from N. Fitzgerald (J. Christmann kick), 1-4 0:04
	MS	O. Mitchell 15 yd pass from N. Fitzgerald (J. Lawless kick), 3-58 1:17
4th	MS	A. Williams 19 yd pass from N. Fitzgerald (J. Lawless kick), 6-50 3:02
	MS	A. Williams 33 yd pass from K. Thompson (J. Lawless kick), 8-72 4:01

### TEAM STATISTICS

	ARKANSAS	MISSISSIPPI STATE
FIRST DOWNS.....	17	29
RUSHES-YARDS (NET).....	35-69	47-287
PASSING YDS (NET).....	150	188
Passes Att-Comp-Int.....	34-19-1	18-12-0
TOTAL OFFENSE PLAYS-YARDS.....	69-219	65-475
Fumble Returns-Yards.....	0-0	1-6
Punt Returns-Yards.....	0-0	1-0
Kickoff Returns-Yards.....	2-95	1-15
Interception Returns-Yards.....	0-0	1-7
Punts (Number-Avg).....	3-37.3	1-40.0
Fumbles-Lost.....	3-2	2-1
Penalties-Yards.....	9-85	7-60
Possession Time.....	27:39	32:21
Third-Down Conversions.....	5 of 17	7 of 10
Fourth-Down Conversions.....	1 of 4	1 of 1
Red-Zone Scores-Chances.....	2-4	6-6
Sacks By: Number-Yards.....	0-0	5-48



**FS SANTOS RAMIREZ** posted his second consecutive double-digit tackle performance behind 11 against Mississippi State. It was his fifth game of the season with 10 or more tackles.

### ARKANSAS

RUSHING	Att.	Gain	Lost	Net	TD	Long	Avg.
Rakeem Boyd	14	89	5	84	0	31	6.0
Devwah Whaley	4	16	0	16	0	6	4.0
Deon Stewart	1	7	0	7	0	7	7.0
Maleek Williams	3	4	2	2	0	2	0.7
Chase Hayden	1	0	1	-1	0	0	-1.0
Connor Noland	5	18	21	-3	0	12	-0.6
Ty Storey	5	8	15	-7	0	4	-1.4
De'Vion Warren	1	0	13	-13	0	0	-13.0
Reid Bauer	1	0	16	-16	0	0	-16.0

PASSING	Comp.	Att.	Yds	TD	Int	Long	Sack
Ty Storey	16	27	137	0	1	47	2
John Stephen Jones	1	3	5	0	0	5	0
Connor Noland	2	3	8	0	8	0	2
De'Vion Warren	0	1	0	0	0	0	1

RECEIVING	No.	Yds	TD	Long
Deon Stewart	6	13	0	8
LaMichael Pettway	4	83	0	47
Mike Woods	3	15	0	7
Cheyenne O'Grady	2	24	0	17
Jordan Jones	2	5	0	5
Rakeem Boyd	1	8	0	8
Devwah Whaley	1	2	0	2

PUNTING	No.	Yds	Avg.	Long	I20	TB
Reid Bauer	3	112	37.3	39	0	0

FIELD GOALS	Made	Att.	Long	Kicks
Connor Limpert	2	3	36	x43, 36, 32

### MISSISSIPPI STATE

RUSHING	Att.	Gain	Lost	Net	TD	Long	Avg.
Aeris Williams	15	104	0	104	0	20	6.9
Nick Fitzgerald	14	89	4	85	1	16	6.1
Nick Gibson	9	48	0	48	1	12	5.3
Dontavian Lee	7	38	0	38	0	13	5.4
Keytaon Thompson	2	12	0	12	0	9	6.0

PASSING	Comp.	Att.	Yds	TD	Int	Long	Sack
Nick Fitzgerald	9	14	127	4	0	34	0
Keytaon Thompson	3	4	61	1	0	33	0

RECEIVING	No.	Yds	TD	Long
Justin Johnson	3	59	1	34
Austin Williams	2	52	2	33
Osirus Mitchell	2	21	1	15
Dontea Jones	1	17	0	17
Stephen Guidry	1	15	0	15
Farrod Green	1	11	0	11
Aeris Williams	1	9	0	9
Keith Mixon	1	4	1	46

PUNTING	No.	Yds	Avg.	Long	I20	TB
Tucker Day	1	40	40.0	40	1	0

FIELD GOALS	Made	Att.	Long	Kicks
Chase Christmann	1	1	19	19



## GAME 12 ||| at MISSOURI

Arkansas (2-10, 0-8)..... 0  
Missouri (8-4, 4-4)..... 38

Nov. 23, 2018 | Columbia, Mo.

Faurot Field | Time: 1:30 p.m. | Attendance: 52,482

TV: CBS > Carter Blackburn (PBP), Aaron Taylor (Analyst), Rick Neuheisel (Sideline) & John Schriffen (Sideline)

### SCORING SUMMARY

	1st	2nd	3rd	4th	Final
Arkansas	0	0	0	0	0
Missouri	7	21	10	0	38

#### QTR. TEAM SCORING PLAY

1st	MU	Lock 9 yd run (McCann kick), 11-75 4:06
2nd	MU	Lock 3 yd run (McCann kick), 6-35 2:18
	MU	Byers 0 yd fumble recovery (McCann kick)
	MU	Hall 6 yd pass from Lock (McCann kick), 6-43 1:04
3rd	MU	Hall 67 yd pass from Lock (McCann kick), 9-96 3:31
	MU	McCann 42 yd field goal, 10-37 4:33

### TEAM STATISTICS

	ARKANSAS	MISSOURI
FIRST DOWNS.....	12	17
RUSHES-YARDS (NET).....	39-52	42-181
PASSING YDS (NET).....	135	227
Passes Att-Comp-Int.....	25-10-1	27-17-0
TOTAL OFFENSE PLAYS-YARDS.....	64-187	69-408
Fumble Returns-Yards.....	0-0	0-0
Punt Returns-Yards.....	1-3	2-15
Kickoff Returns-Yards.....	2-38	0-0
Interception Returns-Yards.....	0-0	1-0
Punts (Number-Avg).....	8-38.4	6-38.5
Fumbles-Lost.....	4-1	1-1
Penalties-Yards.....	4-18	5-49
Possession Time.....	31:12	28:48
Third-Down Conversions.....	3 of 16	8 of 17
Fourth-Down Conversions.....	1 of 4	1 of 2
Red-Zone Scores-Chances.....	0-1	4-5
Sacks By: Number-Yards.....	0-0	5-44



**LB DE'JON HARRIS** led the Razorbacks with eight tackles in the season finale to finish with an SEC-best 118 tackles in 2018.

### ARKANSAS

RUSHING	Att.	Gain	Lost	Net	TD	Long	Avg.
Devwah Whaley	13	54	0	54	0	26	4.2
Maleek Williams	4	27	0	27	0	14	6.8
De'Vion Warren	1	10	0	10	0	10	10.0
Rakeem Boyd	5	8	3	5	0	5	1.0
John Stephen Jones	2	0	0	0	0	0	0.0
Chase Hayden	1	0	0	0	0	0	0.0
Connor Noland	9	30	33	-3	0	15	-0.3
Ty Storey	4	0	41	-41	0	0	-10.2

PASSING	Comp.	Att.	Yds	TD	Int	Long	Sack
Connor Noland	5	16	98	0	0	43	2
Ty Storey	4	7	24	0	1	11	3
John Stephen Jones	1	2	13	0	0	13	0

RECEIVING	No.	Yds	TD	Long
LaMichael Pettway	3	29	0	15
Devwah Whaley	2	61	0	43
Deon Stewart	2	12	0	11
Cheyenne O'Grady	1	17	0	17
Koilan Jackson	1	13	0	13
Jared Cornelius	1	3	0	3

PUNTING	No.	Yds	Avg.	Long	I20	TB
Reid Bauer	8	307	38.4	53	2	0

FIELD GOALS	Made	Att.	Long	Kicks
-				

### MISSOURI

RUSHING	Att.	Gain	Lost	Net	TD	Long	Avg.
Larry Rountree	29	120	1	119	0	18	4.1
Tyler Badie	5	43	1	42	0	32	8.4
Drew Lock	4	17	5	12	2	9	3.0
Dawson Downing	3	8	0	8	0	5	2.7
Simi Bakare	1	0	0	0	0	0	0.0

PASSING	Comp.	Att.	Yds	TD	Int	Long	Sack
Drew Lock	16	25	221	2	0	67	0
Taylor Powell	1	2	6	0	6	0	0

RECEIVING	No.	Yds	TD	Long
Emanuel Hall	6	153	2	67
Johnat Johnson	2	16	0	11
Kendal Blanton	2	15	0	9
Barre Banister	2	12	0	6
Larry Rountree	2	10	0	6
Daniel Parker	1	9	0	9
Domini Gicinto	1	8	0	8
Kam Scott	1	4	0	4

PUNTING	No.	Yds	Avg.	Long	I20	TB
Corey Fatony	6	231	38.5	44	3	0

FIELD GOALS	Made	Att.	Long	Kicks
Tucker McCann	2	2	42	42

# GAME 1: PORTLAND STATE

## TEAM STATISTICS

Team Statistics	AR	OPP
SCORING	260	417
Points Per Game	21.7	34.8
Points Off Turnovers	47	96
FIRST DOWNS	219	259
Rushing	95	116
Passing	101	119
Penalty	23	24
RUSHING YARDAGE	1721	2014
Yards gained rushing	2118	2292
Yards lost rushing	397	278
Rushing Attempts	440	480
Average Per Rush	3.9	4.2
Average Per Game	143.4	167.8
TDs Rushing	11	25
PASSING YARDAGE	2307	2944
Comp-Att-Int	202-370-18	220-347-5
Average Per Pass	6.2	8.5
Average Per Catch	11.4	13.4
Average Per Game	192.2	245.3
TDs Passing	17	22
TOTAL OFFENSE	4028	4958
Total Plays	810	827
Average Per Play	5.0	6.0
Average Per Game	335.7	413.2
KICK RETURNS: #-Yards	23-530	29-608
PUNT RETURNS: #-Yards	9-91	18-209
INT RETURNS: #-Yards	5-5	18-203
KICK RETURN AVERAGE	23.0	21.0
PUNT RETURN AVERAGE	10.1	11.6
INT RETURN AVERAGE	1.0	11.3
FUMBLES-LOST	18-8	21-11
PENALTIES-Yards	69-622	74-632
Average Per Game	51.8	52.7
PUNTS-Yards	68-2549	52-2278
Average Per Punt	37.5	43.8
Net punt average	34.1	40.1
KICKOFFS-Yards	59-3356	81-4921
Average Per Kick	56.9	60.8
Net kick average	39.4	39.1
TIME OF POSSESSION/Game	29:52	30:08
3RD-DOWN Conversions	52/168	59/154
3rd-Down Pct	31%	38%
4TH-DOWN Conversions	5/14	7/15
4th-Down Pct	36%	47%
SACKS BY-Yards	26-163	32-226
MISC YARDS	0	30
TOUCHDOWNS SCORED	29	53
FIELD GOALS-ATTEMPTS	19-24	16-26
ON-SIDE KICKS	0-0	0-0
RED-ZONE SCORES	(31-37) 84%	(47-57) 82%
RED-ZONE TOUCHDOWNS	(16-37) 43%	(35-57) 61%
PAT-ATTEMPTS	(29-29) 100%	(49-51) 96%
ATTENDANCE	367748	226336
Games/Avg Per Game	6/61291	4/56584
Neutral Site Games		2/53410

Score by Quarters	1st	2nd	3rd	4th	OT	Total
Arkansas	48	91	55	66	0	260
Opponents	92	129	83	113	0	417

## GAME-BY-GAME LEADERS

Opponent	Rushes	Rush Yards	Catches	Receiving Yards	Tackles	Tackles-For-Loss	Sacks
Eastern Illinois	10, Devwah Whaley	28, Devwah Whaley	5, 2 players	132, Jordan Jones	10, Dre Greenlaw	2.0, Dre Greenlaw	1.0, 2 players
at Colorado State	26, Devwah Whaley	165, Devwah Whaley	2, 3 players	64, TJ Hammonds	11, De'Jon Harris	1.5, Armon Watts	1.0, Armon Watts
North Texas	9, Devwah Whaley	74, Maleek Williams	4, 2 players	61, Mike Woods	12, De'Jon Harris	1.5, Derrick Munson	1.0, 2 players
at Auburn	12, Ty Storey	66, Rakeem Boyd	2, 4 players	39, Rakeem Boyd	9, Kamren Curl	3.0, Dre Greenlaw	1.0, 4 players
vs. Texas A&M	10, Rakeem Boyd	47, Rakeem Boyd	4, Rakeem Boyd	77, Cheyenne O'Grady	16, De'Jon Harris	2.0, De'Jon Harris	1.0, 3 players
Alabama	15, Rakeem Boyd	102, Rakeem Boyd	7, C. O'Grady	53, Deon Stewart	13, Dre Greenlaw	0.5, 4 players	--
Ole Miss	12, 2 players	109, Rakeem Boyd	3, 2 players	77, LaMichael Pettway	13, De'Jon Harris	2.5, Randy Ramsey	1.0, 2 players
Tulsa	22, Rakeem Boyd	99, Rakeem Boyd	3, Rakeem Boyd	35, Cheyenne O'Grady	10, Santos Ramirez	3.5, McTelvin Agim	2.0, McTelvin Agim
Vanderbilt	19, Rakeem Boyd	113, Rakeem Boyd	6, C. O'Grady	83, Cheyenne O'Grady	11, De'Jon Harris	1.0, 5 players	1.0, 2 players
LSU	10, Rakeem Boyd	30, Rakeem Boyd	6, C. O'Grady	75, Cheyenne O'Grady	12, 2 players	2.0, De'Jon Harris	1.0, 3 players
at Mississippi State	14, Rakeem Boyd	84, Rakeem Boyd	6, D. Stewart	83, LaMichael Pettway	11, Santos Ramirez	1.5, Dorian Gerald	--
at Missouri	13, Devwah Whaley	54, Devwah Whaley	3, L. Pettway	61, Devwah Whaley	8, De'Jon Harris	1.0, 3 players	--

# GAME 1: PORTLAND STATE

## ARKANSAS OFFENSE GAME-BY-GAME STATISTICS

		Rushing				Receiving				Passing				Kick Returns				Punt Returns				tot		
Date	Opponent	no.	yds	td	lg	no.	yds	td	lg	cmp	att	int	yds	td	lg	no.	yds	td	lg	no.	yds	td	lg	off
Sep 1	EASTERN ILLINOIS	37	80	2	10	21	353	4	57	21-29-0	353	4	57	4	102	0	34	0	0	0	0	0	0	433
Sep 08	at Colorado State	53	299	1	36	11	144	2	64	11-22-2	144	2	64	2	23	0	23	1	45	0	45	0	0	443
Sep 15	NORTH TEXAS	32	126	2	68	20	210	0	25	20-45-6	210	0	25	5	94	0	26	1	1	0	0	1	0	336
Sep 22	at Auburn	38	149	0	45	13	141	0	33	13-32-1	141	0	33	1	20	0	20	1	13	0	13	0	0	290
Sep 29	vs Texas A&M	26	55	1	25	14	193	1	36	14-27-1	193	1	36	1	11	0	11	0	0	0	0	0	0	248
Oct 06	ALABAMA	31	172	1	32	26	233	3	37	26-40-1	233	3	37	1	78	0	78	0	0	0	0	0	0	405
Oct 13	vs Ole Miss	48	300	1	69	15	177	2	39	15-22-1	177	2	39	3	35	0	33	0	0	0	0	0	0	477
Oct 20	TULSA	53	196	1	20	11	131	1	30	11-19-1	131	1	30	0	0	0	0	2	29	0	29	0	0	327
Oct 27	VANDERBILT	29	207	2	38	23	240	2	40	23-36-2	240	2	40	2	34	0	24	1	0	0	0	0	0	447
Nov 10	LSU	19	16	0	11	19	200	2	32	19-39-1	200	2	32	0	0	0	0	2	0	0	4	0	0	216
Nov 17	at Mississippi State	35	69	0	31	19	150	0	47	19-34-1	150	0	47	2	95	0	71	0	0	0	0	0	0	219
Nov 23	at Missouri	39	52	0	26	10	135	0	43	10-25-1	135	0	43	2	38	0	19	1	3	0	3	0	0	187
Arkansas		440	1721	11	69	202	2307	17	64	202-370-18	2307	17	64	23	530	0	78	9	91	0	45	0	0	4028
		480	2014	25	63	220	2944	22	76	220-347-5	2944	22	76	29	608	2	100	18	209	1	90	0	0	4958

## ARKANSAS DEFENSE GAME-BY-GAME STATISTICS

		Tackles				Sacks	Fumble		Pass Defense			blkd	PAT Attempts			off		
Date	Opponent	ua	a	total	tfl-yds	no-yds	ff	fr-yds	int-yds	qbh	brup	kick	kick	rush	rcv	saf	t/o	pts
Sep 1	EASTERN ILLINOIS	40	52	92	8.0-27	2.0-15	6	5-61	0-0	3	5	1	7-7	0	0	0	24	55
Sep 08	at Colorado State	33	56	89	6.0-19	1.0-4	3	1-0	1-0	4	9	0	3-3	0	0	0	7	27
Sep 15	NORTH TEXAS	33	32	65	8.0-29	2.0-17	1	1-0	0-0	9	8	0	2-2	0	0	0	0	17
Sep 22	at Auburn	38	22	60	9.0-29	4.0-21	0	0-0	0-0	2	1	0	0-0	0	0	0	0	3
Sep 29	vs Texas A&M	43	36	79	4.0-19	3.0-18	0	0-0	2-5	0	1	0	2-2	0	0	0	0	17
Oct 06	ALABAMA	26	50	76	2.0-3	0.0-0	1	0-0	0-0	1	3	0	4-4	0	0	0	0	31
Oct 13	vs Ole Miss	43	16	59	6.0-20	2.0-8	1	0-0	1-0	0	4	0	3-3	0	0	0	7	33
Oct 20	TULSA	33	36	69	8.0-42	6.0-35	1	1-0	1-0	4	6	0	2-2	0	0	0	3	23
Oct 27	VANDERBILT	46	26	72	6.0-37	3.0-24	0	0-0	0-0	2	1	0	4-4	0	0	0	0	31
Nov 10	LSU	33	50	83	7.0-31	3.0-21	1	1-24	0-0	2	1	0	2-2	0	0	0	3	17
Nov 17	at Mississippi State	28	52	80	2.0-4	0.0-0	1	1-0	0-0	2	1	0	0-0	0	0	0	3	6
Nov 23	at Missouri	52	6	58	3.0-7	0.0-0	0	1-0	0-0	3	2	0	0-0	0	0	0	0	0
Arkansas		448	434	882	69.0-267	26.0-163	15	11-85	5-5	32	42	1	29-29	0	0	0	47	260
		431	348	779	89.0-372	32.0-226	12	8-46	18-203	46	58	1	49-51	0	1	0	96	417

## ARKANSAS SPECIAL TEAMS GAME-BY-GAME STATISTICS

		Punting										Field Goals			Kickoffs				
Date	Opponent	no.	yds	avg	long	blkd	tb	fc	50+	i20	md-att	long	blkd	no.	yds	avg	tb	ob	
Sep 1	EASTERN ILLINOIS	5	147	29.4	44	0	0	2	0	2	2-2	35	0	10	587	58.7	3	0	
Sep 08	at Colorado State	5	191	38.2	42	0	0	1	0	2	2-3	31	0	6	395	65.8	2	0	
Sep 15	NORTH TEXAS	9	308	34.2	41	0	0	4	0	1	1-2	54	0	4	237	59.2	2	0	
Sep 22	at Auburn	9	304	33.8	42	1	0	4	0	0	1-2	29	0	2	126	63.0	1	0	
Sep 29	vs Texas A&M	8	346	43.2	50	0	0	3	2	1	1-1	47	0	4	188	47.0	0	0	
Oct 06	ALABAMA	3	113	37.7	47	0	0	1	0	0	1-1	41	0	6	285	47.5	0	0	
Oct 13	vs Ole Miss	2	95	47.5	64	0	0	1	1	2	4-4	43	0	8	448	56.0	3	0	
Oct 20	TULSA	4	139	34.8	41	0	0	2	0	4	3-3	35	0	6	356	59.3	2	0	
Oct 27	VANDERBILT	4	174	43.5	47	0	1	1	0	0	1-2	55	0	6	332	55.3	1	1	
Nov 10	LSU	8	313	39.1	46	0	0	4	0	2	1-1	24	0	3	144	48.0	0	0	
Nov 17	at Mississippi State	3	112	37.3	39	0	0	1	0	0	2-3	36	0	3	193	64.3	2	0	
Nov 23	at Missouri	8	307	38.4	53	0	0	3	1	2	0-0	0	0	1	65	65.0	1	0	
Arkansas		68	2549	37.5	64	1	1	27	4	16	19-24	55	0	59	3356	56.9	17	1	
		52	2278	43.8	70	0	5	22	8	21	16-26	55	0	81	4921	60.8	49	0	

## ARKANSAS RED ZONE GAME-BY-GAME STATISTICS

Date	Opponent	Score	Times In RZ	Times Scored	Total Pts	Rush TDs	Pass TDs	FGs Made	Failed to score inside RZ					
			In RZ	Scored	Pts	TDs	TDs	TDs	FGA	Down	Int	Fumb	Half	Game
Sep 1, 2018	EASTERN ILLINOIS	W 55-20	5	5	27	3	2	1	2	0	0	0	0	0
Sep 08, 2018	at Colorado State	L 27-34	3	3	13	1	1	0	2	0	0	0	0	0
Sep 15, 2018	NORTH TEXAS	L 17-44	2	1	7	1	1	0	0	1	0	0	0	0
Sep 22, 2018	at Auburn	L 3-34	2	1	3	0	0	0	1	1	0	0	0	0
Sep 29, 2018	vs Texas A&M	L 17-24	1	1	7	1	1	0	0	0	0	0	0	0
Oct 06, 2018	ALABAMA	L 31-65	6	5	31	4	1	3	1	0	0	0	1	0
Oct 13, 2018	vs Ole Miss	L 33-37	3	3	9	0	0	0	3	0	0	0	0	0
Oct 20, 2018	TULSA	W 23-0	5	5	23	2	1	1	3	0	0	0	0	0
Oct 27, 2018	VANDERBILT	L 31-45	3	3	21	3	1	2	0	0	0	0	0	0
Nov 10, 2018	LSU	L 17-24	2	2	10	1	0	1	1	0	0	0	0	0
Nov 17, 2018	at Mississippi State	L 6-52	4	2	6	0	0	0	2	1	1	0	0	0
Nov 23, 2018	at Missouri	L 0-38	1	0	0	0	0	0	0	0	1	0	0	0
Totals			37	31	157	16	8	8	15	3	2	0	1	0

# GAME 1: PORTLAND STATE

## OPPONENT OFFENSE GAME-BY-GAME STATISTICS

		Rushing				Receiving				Passing				Kick Returns				Punt Returns				tot		
Date	Opponent	no.	yds	td	lg	no.	yds	td	lg	cmp	att	int	yds	td	lg	no.	yds	td	lg	no.	yds	td	lg	off
Sep 1	EASTERN ILLINOIS	41	127	0	29	27	230	3	43	27-40-0	230	3	43	5	99	0	26	1	3	0	3		357	
Sep 08	at Colorado State	23	40	1	14	32	389	2	54	32-50-1	389	2	54	4	69	0	20	4	0	0	1		429	
Sep 15	NORTH TEXAS	29	95	2	24	24	281	1	37	24-46-0	281	1	37	1	17	0	17	1	90	1	90		376	
Sep 22	at Auburn	36	91	3	15	15	134	0	42	15-22-0	134	0	42	1	96	1	96	3	95	0	48		225	
Sep 29	vs Texas A&M	46	176	2	16	17	201	0	26	17-26-2	201	0	26	2	110	1	100	3	-2	0	1		377	
Oct 06	ALABAMA	41	246	4	27	14	393	4	76	14-18-0	393	4	76	6	67	0	20	0	0	0	0		639	
Oct 13	vs Ole Miss	38	224	3	27	26	387	2	66	26-35-1	387	2	66	3	62	0	26	0	0	0	0		611	
Oct 20	TULSA	40	133	0	19	8	127	0	65	8-25-1	127	0	65	3	21	0	16	0	0	0	0		260	
Oct 27	VANDERBILT	49	250	4	63	13	192	2	40	13-19-0	192	2	40	2	27	0	17	2	15	0	13		442	
Nov 10	LSU	48	164	2	16	15	195	1	40	15-21-0	195	1	40	1	25	0	25	1	-7	0	0		359	
Nov 17	at Mississippi State	47	287	2	20	12	188	5	34	12-18-0	188	5	34	1	15	0	15	1	0	0	0		475	
Nov 23	at Missouri	42	181	2	32	17	227	2	67	17-27-0	227	2	67	0	0	0	0	2	15	0	0		408	
Opponents		480	2014	25	63	220	2944	22	76	220-347-5	2944	22	76	29	608	2	100	18	209	1	90		4958	
		440	1721	11	69	202	2307	17	64	202-370-18	2307	17	64	23	530	0	78	9	91	0	45		4028	

## OPPONENT DEFENSE GAME-BY-GAME STATISTICS

		Tackles				Sacks	Fumble		Pass Defense			blkd	PAT Attempts			off		
Date	Opponent	ua	a	total	tfl-yds	no-yds	ff	fr-yds	int-yds	qbh	brup	kick	kick	rush	rcv	saf	t/o	pts
Sep 1	EASTERN ILLINOIS	42	22	64	6.0-13	1.0-4	0	0-0	0-0	1	4	0	2-3	0	0	0	0	20
Sep 08	at Colorado State	37	50	87	5.0-23	1.0-12	0	0-0	2-4	6	5	0	2-2	0	1	0	6	34
Sep 15	NORTH TEXAS	36	32	68	8.0-31	5.0-27	0	0-0	6-65	5	6	0	5-5	0	0	0	24	44
Sep 22	at Auburn	39	26	65	7.0-33	2.0-19	2	1-40	1-57	9	4	1	4-4	0	0	0	3	34
Sep 29	vs Texas A&M	25	22	47	9.0-32	5.0-25	0	0-0	1-0	2	4	0	3-3	0	0	0	0	24
Oct 06	ALABAMA	35	32	67	8.0-15	1.0-4	3	2-0	1-44	7	4	0	8-9	0	0	0	21	65
Oct 13	vs Ole Miss	36	34	70	9.0-28	1.0-4	0	0-0	1-0	0	1	0	4-4	0	0	0	0	37
Oct 20	TULSA	42	40	82	5.0-14	0.0-0	2	1-0	1-18	2	3	0	0-0	0	0	0	0	0
Oct 27	VANDERBILT	32	26	58	6.0-15	2.0-8	0	0-0	2-8	3	5	0	6-6	0	0	0	14	45
Nov 10	LSU	30	10	40	6.0-41	4.0-31	1	1-0	1-0	5	12	0	3-3	0	0	0	0	24
Nov 17	at Mississippi State	31	50	81	12.0-76	5.0-48	3	2-6	1-7	4	4	0	7-7	0	0	0	14	52
Nov 23	at Missouri	46	4	50	8.0-51	5.0-44	1	1-0	1-0	2	6	0	5-5	0	0	0	14	38
Opponents		431	348	779	89.0-372	32.0-226	12	8-46	18-203	46	58	1	49-51	0	1	0	96	417
		448	434	882	69.0-267	26.0-163	15	11-85	5-5	32	42	1	29-29	0	0	0	47	260

## OPPONENT SPECIAL TEAMS GAME-BY-GAME STATISTICS

		Punting										Field Goals			Kickoffs				
Date	Opponent	no.	yds	avg	long	blkd	tb	fc	50+	i20	md-att	long	blkd	no.	yds	avg	tb	ob	
Sep 1	EASTERN ILLINOIS	4	163	40.8	46	0	0	1	0	2	0-2	0	0	4	251	62.8	0	0	
Sep 08	at Colorado State	5	284	56.8	70	0	1	2	3	1	4-4	55	0	8	469	58.6	5	0	
Sep 15	NORTH TEXAS	9	382	42.4	48	0	2	3	0	5	3-3	26	0	9	521	57.9	2	0	
Sep 22	at Auburn	5	236	47.2	60	0	0	2	2	2	2-4	43	0	7	450	64.3	6	0	
Sep 29	vs Texas A&M	4	195	48.8	65	0	1	2	2	2	1-3	30	0	5	325	65.0	4	0	
Oct 06	ALABAMA	0	0	0.0	0	0	0	0	0	0	1-1	27	0	11	600	54.5	6	0	
Oct 13	vs Ole Miss	1	35	35.0	35	0	0	1	0	0	1-3	36	0	7	417	59.6	4	0	
Oct 20	TULSA	6	245	40.8	47	0	1	2	0	1	0-2	0	0	1	65	65.0	1	0	
Oct 27	VANDERBILT	4	185	46.2	60	0	0	1	1	2	1-1	36	0	8	514	64.2	6	0	
Nov 10	LSU	7	282	40.3	48	0	0	4	0	2	1-1	40	0	5	325	65.0	5	0	
Nov 17	at Mississippi State	1	40	40.0	40	0	0	1	0	1	1-1	19	0	9	533	59.2	5	0	
Nov 23	at Missouri	6	231	38.5	44	0	0	3	0	3	1-1	42	0	7	451	64.4	5	0	
Opponents		52	2278	43.8	70	0	5	22	8	21	16-26	55	0	81	4921	60.8	49	0	
		68	2549	37.5	64	1	1	27	4	16	19-24	55	0	59	3356	56.9	17	1	

## OPPONENT RED ZONE GAME-BY-GAME STATISTICS

Date	Opponent	Score	Times			Rush			Pass		FGs	Failed to score inside RZ					
			In RZ	Scored	Total Pts	TDs	TDs	TDs	TDs	Made		FGA	Down	Int	Fumb	Half	Game
Sep 1, 2018	EASTERN ILLINOIS	W 55-20	3	2	14	2	0	2	0	0	1	0	0	0	0	0	0
Sep 08, 2018	at Colorado State	L 27-34	4	4	25	3	1	2	1	1	0	0	0	0	0	0	0
Sep 15, 2018	NORTH TEXAS	L 17-44	7	6	30	3	2	1	3	3	0	0	0	1	0	0	0
Sep 22, 2018	at Auburn	L 3-34	6	5	27	3	3	0	2	2	0	1	0	0	0	0	0
Sep 29, 2018	vs Texas A&M	L 17-24	5	3	17	2	2	0	1	1	2	0	0	0	0	0	0
Oct 06, 2018	ALABAMA	L 31-65	5	5	30	4	4	0	1	1	0	0	0	0	0	0	0
Oct 13, 2018	vs Ole Miss	L 33-37	6	5	30	4	3	1	1	1	1	0	0	0	0	0	0
Oct 20, 2018	TULSA	W 23-0	2	0	0	0	0	0	0	0	1	1	0	0	0	0	0
Oct 27, 2018	VANDERBILT	L 31-45	5	5	31	4	3	1	1	1	0	0	0	0	0	0	0
Nov 10, 2018	LSU	L 17-24	3	2	14	2	2	0	0	0	0	0	0	0	0	1	0
Nov 17, 2018	at Mississippi State	L 6-52	6	6	38	5	2	3	1	1	0	0	0	0	0	0	0
Nov 23, 2018	at Missouri	L 0-38	5	4	24	3	2	1	1	1	0	1	0	0	0	0	0
Totals			57	47	280	35	24	11	12	12	5	3	0	1	1	1	0



# GAME 1: PORTLAND STATE

## TEAM COMPARISON GAME-BY-GAME STATISTICS

Opponent	Score	First Downs				Rushing Number-Yards	Passing		Total Offense Plays-Yards	Return Yards	Turn- Overs
		Total	Rush	Pass	Pen		Comp-Att-Int	Yards			
EASTERN ILLINOIS	55-20	18 / 21	5 / 8	13 / 11	0 / 2	37-80 / 41-127	21-29-0 / 27-40-0	353 / 230	66-433 / 81-357	163 / 102	0 / 5
Colorado State	27-34	24 / 21	16 / 5	5 / 14	3 / 2	53-299 / 23-40	11-22-2 / 32-50-1	144 / 389	75-443 / 73-429	68 / 73	2 / 2
NORTH TEXAS	17-44	20 / 18	4 / 3	12 / 11	4 / 4	32-126 / 29-95	20-45-6 / 24-46-0	210 / 281	77-336 / 75-376	95 / 172	6 / 1
Auburn	3-34	13 / 13	6 / 6	5 / 6	2 / 1	38-149 / 36-91	13-32-1 / 15-22-0	141 / 134	70-290 / 58-225	33 / 288	2 / 0
Texas A&M	17-24	11 / 24	3 / 11	8 / 10	0 / 3	26-55 / 46-176	14-27-1 / 17-26-2	193 / 201	53-248 / 72-377	16 / 108	1 / 2
ALABAMA	31-65	22 / 24	7 / 11	12 / 13	3 / 0	31-172 / 41-246	26-40-1 / 14-18-0	233 / 393	71-405 / 59-639	78 / 111	3 / 0
Ole Miss	33-37	27 / 32	17 / 15	7 / 15	3 / 2	48-300 / 38-224	15-22-1 / 26-35-1	177 / 387	70-477 / 73-611	35 / 62	1 / 1
TULSA	23-0	20 / 15	12 / 9	6 / 5	2 / 1	53-196 / 40-133	11-19-1 / 8-25-1	131 / 127	72-327 / 65-260	29 / 39	2 / 2
VANDERBILT	31-45	21 / 25	8 / 15	12 / 8	1 / 2	29-207 / 49-250	23-36-2 / 13-19-0	240 / 192	65-447 / 68-442	34 / 50	2 / 0
LSU	17-24	14 / 20	2 / 9	9 / 9	3 / 2	19-16 / 48-164	19-39-1 / 15-21-0	200 / 195	58-216 / 69-359	24 / 18	2 / 1
Mississippi State	6-52	17 / 29	10 / 16	6 / 9	1 / 4	35-69 / 47-287	19-34-1 / 12-18-0	150 / 188	69-219 / 65-475	95 / 28	3 / 1
Missouri	0-38	12 / 17	5 / 8	6 / 8	1 / 1	39-52 / 42-181	10-25-1 / 17-27-0	135 / 227	64-187 / 69-408	41 / 15	2 / 1
Totals	260-417	219 / 259	95 / 116	101 / 119	23 / 24	440-1721 / 480-2014	202-370-18 / 220-347-5	2307 / 2944	810-4028 / 827-4958	711 / 1066	26 / 16

Opponent	3rd Down		4th Down		Time of Possession	TOP Margin	Avg Yds/Rush	Avg Yds/Pass	Avg Yds/Play	Punting Number-Avg	Penalties Number-Yards	Sacks
	Conversions	Attempts	Conversions	Attempts								
EASTERN ILLINOIS	7-15	6-18	0-0	3-4	29:10 / 30:50	-1:40	2.2 / 3.1	12.2 / 5.8	6.6 / 4.4	5-29.4 / 4-40.8	4-40 / 6-30	2 / 1
Colorado State	5-15	6-15	0-0	0-0	32:27 / 27:33	4:54	5.6 / 1.7	6.5 / 7.8	5.9 / 5.9	5-38.2 / 5-56.8	6-60 / 6-54	1 / 1
NORTH TEXAS	4-16	3-16	0-0	0-1	29:56 / 30:04	-0:08	3.9 / 3.3	4.7 / 6.1	4.4 / 5.0	9-34.2 / 9-42.4	10-70 / 9-102	2 / 5
Auburn	3-17	4-13	1-2	0-1	32:29 / 27:31	4:58	3.9 / 2.5	4.4 / 6.1	4.1 / 3.9	9-33.8 / 5-47.2	8-57 / 7-40	4 / 2
Texas A&M	3-12	2-10	0-0	1-1	23:04 / 36:56	-13:52	2.1 / 3.8	7.1 / 7.7	4.7 / 5.2	8-43.2 / 4-48.8	6-61 / 7-44	3 / 5
ALABAMA	6-12	3-6	0-1	1-2	32:56 / 27:04	5:52	5.5 / 6.0	5.8 / 21.8	5.7 / 10.8	3-37.7 / 0-0.0	2-20 / 5-31	0 / 1
Ole Miss	2-9	6-10	1-1	0-0	35:18 / 24:42	10:36	6.2 / 5.9	8.0 / 11.1	6.8 / 8.4	2-47.5 / 1-35.0	5-65 / 4-50	2 / 1
TULSA	6-15	4-15	0-0	0-2	35:26 / 24:34	10:52	3.7 / 3.3	6.9 / 5.1	4.5 / 4.0	4-34.8 / 6-40.8	3-40 / 4-43	6 / 0
VANDERBILT	6-12	5-10	0-0	0-0	24:28 / 35:32	-11:04	7.1 / 5.1	6.7 / 10.1	6.9 / 6.5	4-43.5 / 4-46.2	6-46 / 7-60	3 / 2
LSU	2-12	5-14	1-2	0-1	24:13 / 35:47	-11:34	0.8 / 3.4	5.1 / 9.3	3.7 / 5.2	8-39.1 / 7-40.3	6-60 / 7-69	3 / 4
Mississippi State	5-17	7-10	1-4	1-1	27:39 / 32:21	-4:42	2.0 / 6.1	4.4 / 10.4	3.2 / 7.3	3-37.3 / 1-40.0	9-85 / 7-60	0 / 5
Missouri	3-16	8-17	1-4	1-2	31:12 / 28:48	2:24	1.3 / 4.3	5.4 / 8.4	2.9 / 5.9	8-38.4 / 6-38.5	4-18 / 5-49	0 / 5
Totals	52-168	59-154	5-14	7-15	358:18 / 361:42	-3:24	3.9 / 4.2	6.2 / 8.5	5.0 / 6.0	68-37.5 / 52-43.8	69-622 / 74-632	26 / 32

## ARKANSAS INDIVIDUAL STATISTICS

Rushing	gp-gs	att	gain	loss	net	avg	td	lg	avg/g
Rakeem Boyd	12-8	123	775	41	734	6.0	2	69	61.2
Devwah Whaley	7-4	82	383	15	368	4.5	2	26	52.6
Chase Hayden	12-0	57	268	17	251	4.4	1	38	20.9
Ty Storey	10-9	67	294	148	146	2.2	1	23	14.6
Maleek Williams	7-0	27	148	4	144	5.3	2	68	20.6
Cole Kelley	9-2	28	93	20	73	2.6	3	20	8.1
TJ Hammonds	4-0	10	31	3	28	2.8	0	10	7.0
John Stephen Jones	3-0	3	15	0	15	5.0	0	15	5.0
Jordan Jones	12-0	1	9	0	9	9.0	0	9	0.8
Connor Noland	4-1	26	85	81	4	0.2	0	15	1.0
Deon Stewart	12-8	2	7	7	0	0.0	0	7	0.0
De'Vion Warren	9-0	2	10	13	-3	-1.5	0	10	-0.3
Daulton Hyatt	1-0	2	0	6	-6	-3.0	0	0	-6.0
Reid Bauer	12-0	1	0	16	-16	-16.0	0	0	-1.3
Team	8-0	9	0	26	-26	-2.9	0	0	-3.2
Total	12	440	2118	397	1721	3.9	11	69	143.4
Opponents	12	480	2292	278	2014	4.2	25	63	167.8

Passing	gp-gs	effic	comp-att-int	pct	yds	td	lg	avg/g
Ty Storey	10-9	116.94	143-250-10	57.2	1584	11	57	158.4
Cole Kelley	9-2	118.99	35-67-5	52.2	455	5	64	50.6
Connor Noland	4-1	99.33	21-42-2	50.0	255	1	43	63.8
John Stephen Jones	3-0	18.90	2-8-1	25.0	18	0	13	6.0
Jared Cornelius	11-7	58.00	1-1-0	100.0	-5	0	0	-0.5
Team	8-0	0.00	0-1-0	0.0	0	0	0	0.0
De'Vion Warren	9-0	0.00	0-1-0	0.0	0	0	0	0.0
Daulton Hyatt	1-0	0.00	0-0-0	0.0	0	0	0	0.0
Total	12	112.40	202-370-18	54.6	2307	17	64	192.2

Receiving	gp-gs	no.	yds	avg	td	lg	avg/g
Cheyenne O'Grady	9-5	29	383	13.2	6	39	42.6
LaMichael Pettway	11-5	27	470	17.4	4	48	42.7
Rakeem Boyd	11-7	23	165	7.2	0	38	15.0
Deon Stewart	11-7	20	166	8.3	0	37	15.1
Mike Woods	9-6	18	206	11.4	1	29	22.9
Jordan Jones	11-0	17	191	11.2	1	57	17.4
Chase Hayden	11-0	11	61	5.5	0	20	5.5
Austin Cantrell	11-8	8	119	14.9	1	42	10.8
Jared Cornelius	10-6	7	99	14.1	0	27	9.9
Devwah Whaley	6-4	6	26	4.3	0	7	4.3
Jeremy Patton	5-1	5	45	9.0	0	19	9.0
TJ Hammonds	4-0	4	84	21.0	1	64	21.0
Chase Harrell	9-0	4	60	15.0	0	36	6.7
Grayson Gunter	10-2	4	51	12.8	1	23	5.1
Tyson Morris	10-0	4	30	7.5	1	11	3.0
De'Vion Warren	8-0	3	14	4.7	1	17	1.8
Jonathan Nance	4-4	1	-2	-2.0	0	0	-0.5
Ty Storey	9-8	1	-5	-5.0	0	0	-0.6
Cole Kelley	9-2	0	9	0.0	0	0	1.0
Total	11	192	2172	11.3	17	64	197.5
Opponents	11	203	2717	13.4	20	76	247.0

## GAME-BY-GAME OFFENSIVE LINE SNAPS

Player	Total	E. Illinois	Colo. St.	N. Texas	Auburn	Texas A&M	Alabama	Ole Miss	Tulsa	Vanderbilt	LSU	Miss. State	Missouri
Hjalte Froholdt	746	64	78	69	74	53	67	71	73	67	58	72	
Brian Wallace	696	64	62	64	74	53	47	71	71	67	58	65	
Johnny Gibson	693	64	78	66	71	53	74	61	56	49	58	69	
Ty Clary	654	29	35	48	74	53	74	71	73	67	58	72	
Colton Jackson	485	-	-	23	67	53	74	71	-	67	58	72	
Austin Capps	153	3	43	45	-	-	7	10	17	18	-	3	
Noah Gatlin	153	17	78	58	-	-	-	-	-	-	-	-	
Dalton Wagner	151	3	16	17	7	-	27	-	73	-	-	8	
Kirby Adcock	56	38	0	15	3	-	-	-	-	-	-	1	
Shane Clinin	52	50	-	-	-	-	-	-	2	-	-	-	
Tyler Hall	3	3	-	-	-	-	-	-	-	-	-	-	

# GAME 1: PORTLAND STATE

## ARKANSAS INDIVIDUAL STATISTICS

Scoring	td	fg	PAT				dxp	saf	pts
			kick	rush	rcv	pass			
Connor Limpert	-	19-24	29-29	-	-	-	-	-	86
Cheyenne O'Grady	6	-	-	-	-	-	-	-	36
LaMichael Pettway	4	-	-	-	-	-	-	-	24
Cole Kelley	3	-	-	-	-	-	-	-	18
Devwah Whaley	2	-	-	-	-	-	-	-	12
Rakeem Boyd	2	-	-	-	-	-	-	-	12
Maleek Williams	2	-	-	-	-	-	-	-	12
Grayson Gunter	1	-	-	-	-	-	-	-	6
Austin Cantrell	1	-	-	-	-	-	-	-	6
De'Vion Warren	1	-	-	-	-	-	-	-	6
Briston Guidry	1	-	-	-	-	-	-	-	6
Ty Storey	1	-	-	-	-	-	-	-	6
Chase Hayden	1	-	-	-	-	-	-	-	6
Jordan Jones	1	-	-	-	-	-	-	-	6
Mike Woods	1	-	-	-	-	-	-	-	6
Tyson Morris	1	-	-	-	-	-	-	-	6
TJ Hammonds	1	-	-	-	-	-	-	-	6
Total	29	19-24	29-29	-	-	-	-	-	260
Opponents	48	15-25	44-46	-	1	1-2	-	-	379

Total Offense	g	plays	rush	pass	total	avg/g
Ty Storey	9	306	187	1560	1747	194.1
Rakeem Boyd	11	118	729	0	729	66.3
Cole Kelley	9	95	73	455	528	58.7
Devwah Whaley	6	69	314	0	314	52.3
Chase Hayden	11	56	251	0	251	22.8
Connor Noland	3	43	7	157	164	54.7
Maleek Williams	6	23	117	0	117	19.5
TJ Hammonds	4	10	28	0	28	7.0
John Stephen Jones	2	7	15	5	20	10.0
Jordan Jones	11	1	9	0	9	0.8
Jared Cornelius	10	1	0	-5	-5	-0.5
Daulton Hyatt	1	2	-6	0	-6	-6.0
De'Vion Warren	8	2	-13	0	-13	-1.6
Reid Bauer	11	1	-16	0	-16	-1.5
Team	7	10	-26	0	-26	-3.7
Total	11	746	1669	2172	3841	349.2
Opponents	11	758	1833	2717	4550	413.6

Field Goals	fg	pct.	01-19	20-29	30-39	40-49	50-99	lg	blk
Connor Limpert	19-24	79.2	0-0	5-5	9-10	3-6	2-3	55	0

FG Sequence	Arkansas	Opponents
Eastern Illinois	(35),(23)	47,29
Colorado State	(28),(31),48	(55),(46),(44),(22)
North Texas	(54),38	(24),(26),(20)
Auburn	40,(29)	54,(18),50,(43)
Texas A&M	(47)	(30),36,33
Alabama	(41)	(27)
Ole Miss	(43),(38),(38),(36)	(36),45,28
Tulsa	(33),(35),(24)	28,42
Vanderbilt	60,(55)	(36)
LSU	(24)	(40)
Mississippi State	43,(36),(32)	(19)

Punting	no.	yds	avg	lg	tb	fc	i20	50+	blk
Reid Bauer	48	1869	38.9	64	1	20	12	3	1
Blake Johnson	7	213	30.4	44	0	2	2	0	0
M. Phillips	4	152	38.0	47	0	2	0	0	0
Team	1	8	8.0	8	0	0	0	0	0
Total	60	2242	37.4	64	1	24	14	3	1
Opponents	46	2047	44.5	70	5	19	18	8	0

Kickoffs	no.	yds	avg	tb	ob	retn	net	ydln
Connor Limpert	58	3291	56.7	16	1			
Total	58	3291	56.7	16	1	21.0	39.4	25
Opponents	74	4470	60.4	44	0	23.4	38.9	26

Numbers in (parentheses) indicate field goal was made.

# GAME 1: PORTLAND STATE

## ARKANSAS INDIVIDUAL STATISTICS

All Purpose	g	rush	rcv	pr	kr	ir	total	avg/g
Rakeem Boyd	11	729	165	0	0	0	894	81.3
LaMichael Pettw	11	0	470	0	0	0	470	42.7
Cheyenne O'Gra	9	0	383	0	0	0	383	42.6
De'Vion Warren	8	-13	14	0	380	0	381	47.6
Devwah Whaley	6	314	26	0	0	0	340	56.7
Chase Hayden	11	251	61	0	0	0	312	28.4
Deon Stewart	11	0	166	88	31	0	285	25.9
Mike Woods	9	0	206	0	0	0	206	22.9
Jordan Jones	11	9	191	0	0	0	200	18.2
Ty Storey	9	187	-5	0	0	0	182	20.2
Austin Cantrell	11	0	119	0	0	0	119	10.8
Maleek Williams	6	117	0	0	0	0	117	19.5
TJ Hammonds	4	28	84	0	0	0	112	28.0
Jared Cornelius	10	0	99	0	0	0	99	9.9
Cole Kelley	9	73	9	0	0	0	82	9.1
Chase Harrell	9	0	60	0	0	0	60	6.7
Grayson Gunter	10	0	51	0	0	0	51	5.1
Jeremy Patton	5	0	45	0	0	0	45	9.0
Britto Tutt	6	0	0	0	44	0	44	7.3
Gary Cross	2	0	0	0	39	0	39	19.5
Tyson Morris	10	0	30	0	0	0	30	3.0
John Stephen Jo	2	15	0	0	0	0	15	7.5
Connor Noland	3	7	0	0	0	0	7	2.3
Dre Greenlaw	9	0	0	0	0	5	5	0.6
Terrell Collins	9	0	0	0	-2	0	-2	-0.2
Jonathan Nance	4	0	-2	0	0	0	-2	-0.5
Daulton Hyatt	1	-6	0	0	0	0	-6	-6.0
Reid Bauer	11	-16	0	0	0	0	-16	-1.5
Team	7	-26	0	0	0	0	-26	-3.7
Total	11	1669	2172	88	492	5	4426	402.4
Opponents	11	1833	2717	194	608	203	5585	507.7

Punt Returns	no.	yds	avg	td	lg
Deon Stewart	8	88	11.0	0	45
Total	8	88	11.0	0	45
Opponents	16	194	12.1	1	90

Interceptions	no.	yds	avg	td	lg
Ryan Pulley	3	0	0.0	0	0
Dre Greenlaw	2	5	2.5	0	5
Total	5	5	1.0	0	5
Opponents	17	203	11.9	2	57

Kick Returns	no.	yds	avg	td	lg
De'Vion Warren	13	380	29.2	0	78
Gary Cross	2	39	19.5	0	20
Deon Stewart	2	31	15.5	0	20
Britto Tutt	2	44	22.0	0	26
Terrell Collins	1	-2	-2.0	0	0
Tyson Morris	1	0	0.0	0	0
Total	21	492	23.4	0	78
Opponents	29	608	21.0	2	100

Fumble Returns	no.	yds	avg	td	lg
Dre Greenlaw	1	24	24.0	0	24
Briston Guidry	1	1	1.0	1	1
Bumper Pool	1	60	60.0	0	60
Total	3	85	28.3	1	60
Opponents	2	46	23.0	0	40

# GAME 1: PORTLAND STATE

## ARKANSAS DEFENSIVE STATISTICS

#	Defensive Leaders	gp-gs	Tackles				Sacks no-yds	Pass defense			Fumbles		blkd	
			ua	a	tot	tfl/yds		int-yds	brup	qbh	rcv-yds	ff	kick	saf
8	De'Jon Harris	12-12	62	56	118	9.0-23	2.0-11	.	5	2	1-0	1	.	.
9	Santos Ramirez	12-12	43	44	87	0.5-0	.	.	.	.	1-0	.	.	.
23	Dre Greenlaw	9-8	38	42	80	6.5-10	2.0-6	2-5	.	1	1-24	1	.	.
2C	Kamren Curl	11-11	27	26	53	.	.	.	5	1	.	1	.	.
90	Armon Watts	12-11	25	24	49	8.5-52	7.0-50	.	2	3	.	3	.	.
3	McTelvin Agim	12-12	19	26	45	10.0-44	4.5-25	.	1	11	1-0	3	.	.
11	Ryan Pulley	11-9	30	7	37	3.5-13	1.0-5	3-0	7	.	.	1	.	.
10	Randy Ramsey	10-10	16	16	32	7.0-37	3.0-25	.	.	6	1-0	.	.	.
1P	Bumper Pool	10-4	14	15	29	2.5-4	.	.	4	1	1-60	.	1	.
36	D'Vone McClure	12-6	19	7	26	2.0-11	1.0-8	.	3	.	.	1	.	.
52	TJ Smith	12-10	10	16	26	3.5-10	1.5-6	.	.	.	.	.	.	.
24	Jarques McClellion	12-9	21	4	25	.	.	.	7	.	.	.	.	.
31	Grant Morgan	12-0	8	16	24	2.5-4	.	.	1	2	.	.	.	.
27	Hayden Henry	12-1	9	15	24	.	.	.	.	.	.	.	.	.
5G	Dorian Gerald	8-2	8	13	21	2.5-13	.	.	2	2	.	.	.	.
8B	Jamario Bell	11-0	11	9	20	1.0-5	.	.	.	1	.	1	.	.
91	Michael Taylor	12-1	11	7	18	2.5-8	1.5-7	.	.	.	.	1	.	.
33	Dee Walker	12-0	9	8	17	0.5-1	.	.	.	.	.	.	.	.
30	Kevin Richardson	9-4	7	9	16	.	.	.	1	.	.	.	.	.
7G	Briston Guidry	8-0	4	11	15	2.5-14	1.5-12	.	2	.	1-1	.	.	.
42	Jonathan Marshall	11-0	4	10	14	.	.	.	.	.	.	.	.	.
29	Derrick Munson	11-1	7	7	14	2.0-11	1.0-8	.	.	.	.	.	.	.
6R	Gabe Richardson	11-2	3	10	13	1.5-3	.	.	1	2	1-0	.	.	.
17	Joseph Foucha	9-1	6	5	11	.	.	.	.	.	.	.	.	.
26	Ryder Lucas	11-0	4	5	9	.	.	.	.	.	.	.	.	.
2B	Montaric Brown	11-3	8	1	9	.	.	.	1	.	.	.	.	.
13	Nate Dalton	7-0	5	2	7	.	.	.	.	.	.	.	.	.
1C	Chevin Calloway	2-2	3	4	7	.	.	.	.	.	2-0	1	.	.
1M	Myles Mason	9-0	1	4	5	.	.	.	.	.	.	.	.	.
22	Deon Edwards	12-0	1	4	5	0.5-2	.	.	.	.	.	.	.	.
20	Giovanni LaFrance	9-0	1	2	3	.	.	.	.	.	.	.	.	.
14	Britto Tutt	6-1	.	2	2	.	.	.	.	.	.	.	.	.
85	Cheyenne O'Grady	10-5	2	.	2	.	.	.	.	.	.	.	.	.
66	Ty Clary	12-11	2	.	2	.	.	.	.	.	.	.	.	.
3S	Deon Stewart	12-8	2	.	2	.	.	.	.	.	.	.	.	.
8	Mike Woods	10-7	1	1	2	.	.	.	.	.	.	.	.	.
15	Cole Kelley	9-2	.	1	1	.	.	.	.	.	.	.	.	.
4J	Jean-Baptiste	1-0	.	1	1	0.5-2	.	.	.	.	.	.	.	.
60	Brian Wallace	12-12	1	.	1	.	.	.	.	.	.	.	.	.
5C	Terrell Collins	10-0	.	1	1	.	.	.	.	.	.	.	.	.
21	Devwah Whaley	7-4	1	.	1	.	.	.	.	.	.	1	.	.
19	Connor Limpert	12-0	1	.	1	.	.	.	.	.	.	.	.	.
93	Isaiah Nichols	3-0	1	.	1	.	.	.	.	.	.	.	.	.
82	Gary Cross	2-0	.	1	1	.	.	.	.	.	.	.	.	.
46	Damani Carter	1-0	1	.	1	.	.	.	.	.	.	.	.	.
44	Austin Cantrell	12-9	.	1	1	.	.	.	.	.	.	.	.	.
25	Micahh Smith	4-0	.	1	1	.	.	.	.	.	.	.	.	.
12	Tyson Morris	11-0	1	.	1	.	.	.	.	.	.	.	.	.
1L	Jack Lindsey	10-0	1	.	1	.	.	.	.	.	.	.	.	.
62	Johnny Gibson Jr.	12-12	.	.	.	.	.	.	.	.	1-0	.	.	.
Total		12	448	434	882	69-267	26-163	5-5	42	32	11-85	15	1	.
Opponents		12	431	348	779	89-372	32-226	18-203	58	46	8-46	12	1	.



# GAME 1: PORTLAND STATE

## ARKANSAS INDIVIDUAL GAME HIGHS

Rushes	26	Devwah Whaley at Colorado State (Sep 08, 2018)
Yards Rushing	165	Devwah Whaley at Colorado State (Sep 08, 2018)
TD Rushes	1	Ty Storey vs Eastern Illinois (Sep 1, 2018)
	1	Devwah Whaley vs Eastern Illinois (Sep 1, 2018)
	1	Devwah Whaley at Colorado State (Sep 08, 2018)
	1	Cole Kelley vs North Texas (Sep 15, 2018)
	1	Maleek Williams vs North Texas (Sep 15, 2018)
	1	Cole Kelley vs Texas A&M (Sep 29, 2018)
	1	Cole Kelley vs Alabama (Oct 06, 2018)
	1	Rakeem Boyd vs Ole Miss (Oct 13, 2018)
	1	Maleek Williams vs Tulsa (Oct 20, 2018)
	1	Chase Hayden vs Vanderbilt (Oct 27, 2018)
	1	Rakeem Boyd vs Vanderbilt (Oct 27, 2018)
Long Rush	69	Rakeem Boyd vs Ole Miss (Oct 13, 2018)
Pass attempts	39	Ty Storey vs Alabama (Oct 06, 2018)
Pass completions	25	Ty Storey vs Alabama (Oct 06, 2018)
Yards Passing	261	Ty Storey vs Eastern Illinois (Sep 1, 2018)
TD Passes	3	Ty Storey vs Eastern Illinois (Sep 1, 2018)
Long Pass	64	Cole Kelley at Colorado State (Sep 08, 2018)
Receptions	7	Cheyenne O'Grady vs Alabama (Oct 06, 2018)
Yards Receiving	132	Jordan Jones vs Eastern Illinois (Sep 1, 2018)
TD Receptions	2	LaMichael Pettway vs Eastern Illinois (Sep 1, 2018)
	2	Cheyenne O'Grady vs Alabama (Oct 06, 2018)
	2	Cheyenne O'Grady vs LSU (Nov 10, 2018)
Long Reception	64	TJ Hammonds at Colorado State (Sep 08, 2018)
Field Goals	4	Connor Limpert vs Ole Miss (Oct 13, 2018)
Long Field Goal	55	Connor Limpert vs Vanderbilt (Oct 27, 2018)
Punts	8	Reid Bauer at Auburn (Sep 22, 2018)
	8	Reid Bauer vs Texas A&M (Sep 29, 2018)
Punting Avg	47.5	Reid Bauer vs Ole Miss (Oct 13, 2018)
Long Punt	64	Reid Bauer vs Ole Miss (Oct 13, 2018)
Punts inside 20	4	Reid Bauer vs Tulsa (Oct 20, 2018)
Long Punt Return	45	Deon Stewart at Colorado State (Sep 08, 2018)
Long Kickoff Return	78	De'Vion Warren vs Alabama (Oct 06, 2018)
Tackles	16	De'Jon Harris vs Texas A&M (Sep 29, 2018)
Sacks	2.0	McTelvin Agim vs Tulsa (Oct 20, 2018)
Tackles For Loss	3.5	McTelvin Agim vs Tulsa (Oct 20, 2018)
Interceptions	2	Dre Greenlaw vs Texas A&M (Sep 29, 2018)

## ARKANSAS TEAM GAME HIGHS

Rushes	53	at Colorado State (Sep 08, 2018)
	53	vs Tulsa (Oct 20, 2018)
Yards Rushing	300	vs Ole Miss (Oct 13, 2018)
Yards Per Rush	7.1	vs Vanderbilt (Oct 27, 2018)
TD Rushes	2	vs Eastern Illinois (Sep 1, 2018)
	2	vs North Texas (Sep 15, 2018)
	2	vs Vanderbilt (Oct 27, 2018)
Pass attempts	45	vs North Texas (Sep 15, 2018)
Pass completions	26	vs Alabama (Oct 06, 2018)
Yards Passing	353	vs Eastern Illinois (Sep 1, 2018)
Yards Per Pass	12.2	vs Eastern Illinois (Sep 1, 2018)
TD Passes	4	vs Eastern Illinois (Sep 1, 2018)
Total Plays	77	vs North Texas (Sep 15, 2018)
Total Offense	477	vs Ole Miss (Oct 13, 2018)
Yards Per Play	6.9	vs Vanderbilt (Oct 27, 2018)
Points	55	vs Eastern Illinois (Sep 1, 2018)
Sacks By	6	vs Tulsa (Oct 20, 2018)
First Downs	27	vs Ole Miss (Oct 13, 2018)
Penalties	10	vs North Texas (Sep 15, 2018)
Penalty Yards	85	at Mississippi State (Nov 17, 2018)
Turnovers	6	vs North Texas (Sep 15, 2018)
Interceptions By	2	vs Texas A&M (Sep 29, 2018)
Punts	9	vs North Texas (Sep 15, 2018)
	9	at Auburn (Sep 22, 2018)
Punting Avg	47.5	vs Ole Miss (Oct 13, 2018)
Long Punt	64	vs Ole Miss (Oct 13, 2018)
Punts inside 20	4	vs Tulsa (Oct 20, 2018)
Long Punt Return	45	at Colorado State (Sep 08, 2018)

# GAME 1: PORTLAND STATE

## OPPONENT INDIVIDUAL GAME HIGHS

Rushes	29	T. Williams, vs Texas A&M (Sep 29, 2018)
Yards Rushing	172	Ke'Shawn Vaughn, vs Vanderbilt (Oct 27, 2018)
TD Rushes	3	Ke'Shawn Vaughn, vs Vanderbilt (Oct 27, 2018)
Long Rush	63	Ke'Shawn Vaughn, vs Vanderbilt (Oct 27, 2018)
Pass attempts	47	CARTA-SAMUELS, at Colorado State (Sep 08, 2018)
Pass completions	32	CARTA-SAMUELS, at Colorado State (Sep 08, 2018)
Yards Passing	389	CARTA-SAMUELS, at Colorado State (Sep 08, 2018)
TD Passes	4	Tua Tagovailoa, vs Alabama (Oct 06, 2018)
	4	Nick Fitzgerald, at Mississippi State (Nov 17, 2018)
Long Pass	76	Tua Tagovailoa, vs Alabama (Oct 06, 2018)
Receptions	12	WILLIAMS, P., at Colorado State (Sep 08, 2018)
Yards Receiving	154	WILLIAMS, P., at Colorado State (Sep 08, 2018)
TD Receptions	3	HOLLINS, A., vs Eastern Illinois (Sep 1, 2018)
Long Reception	76	Irv Smith Jr., vs Alabama (Oct 06, 2018)
Field Goals	4	BRYAN, W., at Colorado State (Sep 08, 2018)
Long Field Goal	55	BRYAN, W., at Colorado State (Sep 08, 2018)
Punts	9	A. Kenworthy, vs North Texas (Sep 15, 2018)
Punting Avg	56.8	STONEHOUSE, R., at Colorado State (Sep 08, 2018)
Long Punt	70	STONEHOUSE, R., at Colorado State (Sep 08, 2018)
Punts inside 20	5	A. Kenworthy, vs North Texas (Sep 15, 2018)
Long Punt Return	90	Keegan Brewer, vs North Texas (Sep 15, 2018)
Long Kickoff Return	100	Jashaun Corbin, vs Texas A&M (Sep 29, 2018)
Tackles	14	Zaven Collins, vs Tulsa (Oct 20, 2018)
Sacks	2.0	L. Hamilton, vs North Texas (Sep 15, 2018)
Tackles For Loss	3.5	Johnathan Abram, at Mississippi State (Nov 17, 2018)
Interceptions	2	K. Muhammad, vs North Texas (Sep 15, 2018)
	2	Nate Brooks, vs North Texas (Sep 15, 2018)

## OPPONENT TEAM GAME HIGHS

Rushes	49	vs Vanderbilt (Oct 27, 2018)
Yards Rushing	287	at Mississippi State (Nov 17, 2018)
Yards Per Rush	6.1	at Mississippi State (Nov 17, 2018)
TD Rushes	4	vs Alabama (Oct 06, 2018)
	4	vs Vanderbilt (Oct 27, 2018)
Pass attempts	50	at Colorado State (Sep 08, 2018)
Pass completions	32	at Colorado State (Sep 08, 2018)
Yards Passing	393	vs Alabama (Oct 06, 2018)
Yards Per Pass	21.8	vs Alabama (Oct 06, 2018)
TD Passes	5	at Mississippi State (Nov 17, 2018)
Total Plays	81	vs Eastern Illinois (Sep 1, 2018)
Total Offense	639	vs Alabama (Oct 06, 2018)
Yards Per Play	10.8	vs Alabama (Oct 06, 2018)
Points	65	vs Alabama (Oct 06, 2018)
Sacks By	5	vs North Texas (Sep 15, 2018)
	5	vs Texas A&M (Sep 29, 2018)
	5	at Mississippi State (Nov 17, 2018)
First Downs	32	vs Ole Miss (Oct 13, 2018)
Penalties	9	vs North Texas (Sep 15, 2018)
Penalty Yards	102	vs North Texas (Sep 15, 2018)
Turnovers	5	vs Eastern Illinois (Sep 1, 2018)
Interceptions By	6	vs North Texas (Sep 15, 2018)
Punts	9	vs North Texas (Sep 15, 2018)
Punting Avg	56.8	at Colorado State (Sep 08, 2018)
Long Punt	70	at Colorado State (Sep 08, 2018)
Punts inside 20	5	vs North Texas (Sep 15, 2018)
Long Punt Return	90	vs North Texas (Sep 15, 2018)

# GAME 1: PORTLAND STATE

## ARKANSAS 3RD-DOWN CONVERSIONS

Date	Opponent	Score	Overall	1st Qtr	2nd Qtr	3rd Qtr	4th Qtr	Overtime
Sep 1, 2018	EASTERN ILLINOIS	W 55-20	7-15 46.7	0-3 0.0	3-4 75.0	2-4 50.0	2-4 50.0	
Sep 08, 2018	at Colorado State	L 27-34	5-15 33.3	2-4 50.0	2-6 33.3	1-3 33.3	0-2 0.0	
Sep 15, 2018	NORTH TEXAS	L 17-44	4-16 25.0	2-5 40.0	1-4 25.0	1-3 33.3	0-4 0.0	
Sep 22, 2018	at Auburn	L 3-34	3-17 17.6	2-5 40.0	1-5 20.0	0-4 0.0	0-3 0.0	
Sep 29, 2018	vs Texas A&M	L 17-24	3-12 25.0	0-4 0.0	1-2 50.0	2-4 50.0	0-2 0.0	
Oct 06, 2018	ALABAMA	L 31-65	6-12 50.0	3-5 60.0	0-2 0.0	2-4 50.0	1-1 100.0	
Oct 13, 2018	vs Ole Miss	L 33-37	2-9 22.2	1-3 33.3	0-1 0.0	0-2 0.0	1-3 33.3	
Oct 20, 2018	TULSA	W 23-0	6-15 40.0	1-3 33.3	1-4 25.0	2-3 66.7	2-5 40.0	
Oct 27, 2018	VANDERBILT	L 31-45	6-12 50.0	2-4 50.0	2-4 50.0	1-3 33.3	1-1 100.0	
Nov 10, 2018	LSU	L 17-24	2-12 16.7	0-4 0.0	0-2 0.0	1-4 25.0	1-2 50.0	
Nov 17, 2018	at Mississippi State	L 6-52	5-17 29.4	1-3 33.3	2-5 40.0	2-6 33.3	0-3 0.0	
Nov 23, 2018	at Missouri	L 0-38	3-16 18.8	1-4 25.0	1-4 25.0	0-4 0.0	1-4 25.0	
Arkansas			52-168 31.0	15-47 31.9	14-43 32.6	14-44 31.8	9-34 26.5	0-0 0.0
Opponents			59-154 38.3	15-38 39.5	17-43 39.5	15-40 37.5	12-33 36.4	0-0 0.0

## ARKANSAS 4TH-DOWN CONVERSIONS

Date	Opponent	Score	Overall	1st Qtr	2nd Qtr	3rd Qtr	4th Qtr	Overtime
Sep 1, 2018	EASTERN ILLINOIS	W 55-20	0-0 0.0	0-0 0.0	0-0 0.0	0-0 0.0	0-0 0.0	
Sep 08, 2018	at Colorado State	L 27-34	0-0 0.0	0-0 0.0	0-0 0.0	0-0 0.0	0-0 0.0	
Sep 15, 2018	NORTH TEXAS	L 17-44	0-0 0.0	0-0 0.0	0-0 0.0	0-0 0.0	0-0 0.0	
Sep 22, 2018	at Auburn	L 3-34	1-2 50.0	0-0 0.0	0-0 0.0	1-1 100.0	0-1 0.0	
Sep 29, 2018	vs Texas A&M	L 17-24	0-0 0.0	0-0 0.0	0-0 0.0	0-0 0.0	0-0 0.0	
Oct 06, 2018	ALABAMA	L 31-65	0-1 0.0	0-0 0.0	0-0 0.0	0-1 0.0	0-0 0.0	
Oct 13, 2018	vs Ole Miss	L 33-37	1-1 100.0	1-1 100.0	0-0 0.0	0-0 0.0	0-0 0.0	
Oct 20, 2018	TULSA	W 23-0	0-0 0.0	0-0 0.0	0-0 0.0	0-0 0.0	0-0 0.0	
Oct 27, 2018	VANDERBILT	L 31-45	0-0 0.0	0-0 0.0	0-0 0.0	0-0 0.0	0-0 0.0	
Nov 10, 2018	LSU	L 17-24	1-2 50.0	0-0 0.0	0-0 0.0	0-1 0.0	1-1 100.0	
Nov 17, 2018	at Mississippi State	L 6-52	1-4 25.0	0-0 0.0	0-0 0.0	0-2 0.0	1-2 50.0	
Nov 23, 2018	at Missouri	L 0-38	1-4 25.0	0-0 0.0	0-1 0.0	0-2 0.0	1-1 100.0	
Arkansas			5-14 35.7	1-1 100.0	0-1 0.0	1-7 14.3	3-5 60.0	0-0 0.0
Opponents			7-15 46.7	0-0 0.0	1-5 20.0	4-5 80.0	2-5 40.0	0-0 0.0

## ARKANSAS TIME OF POSSESSION

Date	Opponent	Score	Overall	1st Qtr	2nd Qtr	3rd Qtr	4th Qtr	Overtime
Sep 1, 2018	EASTERN ILLINOIS	W 55-20	29:10	7:00	6:39	7:08	8:23	
Sep 08, 2018	at Colorado State	L 27-34	32:27	9:02	10:17	8:10	4:58	
Sep 15, 2018	NORTH TEXAS	L 17-44	29:56	9:27	7:05	6:22	7:02	
Sep 22, 2018	at Auburn	L 3-34	32:29	8:21	7:39	8:27	8:02	
Sep 29, 2018	vs Texas A&M	L 17-24	23:04	6:17	4:41	8:28	3:38	
Oct 06, 2018	ALABAMA	L 31-65	32:56	10:34	7:37	8:20	6:25	
Oct 13, 2018	vs Ole Miss	L 33-37	35:18	9:13	6:33	10:28	9:04	
Oct 20, 2018	TULSA	W 23-0	35:26	9:56	8:33	6:47	10:10	
Oct 27, 2018	VANDERBILT	L 31-45	24:28	8:00	7:47	4:43	3:58	
Nov 10, 2018	LSU	L 17-24	24:13	8:22	5:11	6:43	3:57	
Nov 17, 2018	at Mississippi State	L 6-52	27:39	5:23	5:45	9:56	6:35	
Nov 23, 2018	at Missouri	L 0-38	31:12	7:49	8:36	6:28	8:19	
Arkansas			Total 358:18	99:24	86:23	92:00	80:31	0:00
			Avg. 29:51	8:17	7:11	7:40	6:42	0:00
Opponents			Total 361:42	80:36	93:37	88:00	99:29	0:00
			Avg. 30:08	6:43	7:48	7:20	8:17	0:00

# GAME 1: PORTLAND STATE

## ARKANSAS PASSING GAME-BY-GAME STATISTICS

#4 Ty Storey	Comp	Att	Int	Pct	Yards	TD	Long	Sacked	Effic
Eastern Illinois	12	17	0	70.6	261	3	57	0-0	257.79
Colorado State	5	13	2	38.5	36	0	19	0-0	30.95
Auburn	13	31	1	41.9	141	0	33	2-19	73.69
Texas A&M	14	26	1	53.8	193	1	36	5-25	121.20
Alabama	25	39	1	64.1	230	2	37	1-4	125.44
Ole Miss	12	16	0	75.0	122	1	39	0-0	159.67
Vanderbilt	23	36	2	63.9	240	2	40	2-8	127.11
LSU	19	38	1	50.0	200	2	32	4-31	106.32
Mississippi State	16	27	1	59.3	137	0	47	2-14	94.47
Missouri	4	7	1	57.1	24	0	11	3-21	57.37
TOTALS	143	250	10	57.2	1584	11	57	19-122	116.94

#15 Cole Kelley	Comp	Att	Int	Pct	Yards	TD	Long	Sacked	Effic
Eastern Illinois	9	12	0	75.0	92	1	42	0-0	166.90
Colorado State	6	9	0	66.7	108	2	64	1-12	240.80
North Texas	16	35	4	45.7	185	0	25	0-0	67.26
Texas A&M	0	1	0	0.0	0	0	0	0-0	0.00
Alabama	1	1	0	100.0	3	1	3	0-0	455.20
Ole Miss	2	5	1	40.0	60	1	39	1-4	166.80
Tulsa	1	3	0	33.3	7	0	7	0-0	52.93
LSU	0	1	0	0.0	0	0	0	0-0	0.00
TOTALS	35	67	5	52.2	455	5	64	2-16	118.99

#1N Connor Noland	Comp	Att	Int	Pct	Yards	TD	Long	Sacked	Effic
North Texas	4	7	1	57.1	25	0	11	5-27	58.57
Tulsa	10	16	1	62.5	124	1	30	0-0	135.73
Mississippi State	2	3	0	66.7	8	0	8	2-21	89.07
Missouri	5	16	0	31.2	98	0	43	2-23	82.70
TOTALS	21	42	2	50.0	255	1	43	9-71	99.33

#9J J.S. Jones	Comp	Att	Int	Pct	Yards	TD	Long	Sacked	Effic
North Texas	0	3	1	0.0	0	0	0	0-0	-66.67
Mississippi State	1	3	0	33.3	5	0	5	0-0	47.33
Missouri	1	2	0	50.0	13	0	13	0-0	104.60
TOTALS	2	8	1	25.0	18	0	13	0-0	18.90

#1 Jared Cornelius	Comp	Att	Int	Pct	Yards	TD	Long	Sacked	Effic
Ole Miss	1	1	0	100.0	-5	0	0	0-0	58.00
TOTALS	1	1	0	100.0	-5	0	0	0-0	58.00

#TM Team	Comp	Att	Int	Pct	Yards	TD	Long	Sacked	Effic
Auburn	0	1	0	0.0	0	0	0	0-0	0.00
TOTALS	0	1	0	0.0	0	0	0	0-0	0.00

#9W De'Vion Warren	Comp	Att	Int	Pct	Yards	TD	Long	Sacked	Effic
Mississippi State	0	1	0	0.0	0	0	0	1-13	0.00
TOTALS	0	1	0	0.0	0	0	0	1-13	0.00

## ARKANSAS RUSHING/RECEIVING GAME-BY-GAME STATISTICS

RECEIVING	No-Yds/TD	EIU	CSU	UNT	AU	TAMU	UA	OM	TLS	VANDY	LSU	MS	MU
L. Pettway	30-499/4	5-93/2	2-27/1	4-49/0	-	1-10/0	3-17/0	3-77/1	1-30/0	2-51/0	2-33/0	4-83/0	3-29/0
C. O'Grady	30-400/6	DNP	DNP	-	-	3-77/0	7-48/2	3-41/1	2-35/0	6-83/1	6-75/2	2-24/0	1-17/0
Mike Woods	18-206/1	DNP	DNP	4-61/0	1-13/0	2-50/1	2-6/0	2-14/0	-	3-33/0	1-14/0	3-15/0	-
Jordan Jones	17-191/1	5-132/1	1-2/0	1-13/0	2-15/0	2-6/0	-	-	2-15/0	1-8/0	1-5/0	2-5/0	-
Deon Stewart	22-178/0	1-0/0	1-11/0	2-12/0	1-32/0	1-6/0	2-53/0	2-5/0	-	2-23/0	2-11/0	6-13/0	2-12/0
Rakeem Boyd	23-165/0	1-8/0	-	1-0/0	2-39/0	4-33/0	5-24/0	2-36/0	3-14/0	-	4-3/0	1-8/0	-
Austin Cantrell	8-119/1	2-53/1	1-10/0	-	1-6/0	-	2-21/0	-	1-23/0	1-6/0	-	-	-
Jared Cornelius	8-102/0	-	-	2-27/0	2-15/0	1-11/0	-	-	-	DNP	2-46/0	-	1-3/0
Devwah Whaley	8-87/0	-	-	1-6/0	2-9/0	DNP	DNP	2-9/0	DNP	DNP	DNP	1-2/0	2-61/0
TJ Hammonds	4-84/1	1-3/0	1-64/1	2-17/0	DNP	-	DNP	DNP	DNP	DNP	DNP	DNP	DNP
Chase Hayden	11-61/0	1-2/0	-	1-3/0	1-6/0	-	2-26/0	-	1-7/0	5-17/0	-	-	-
Chase Harrell	4-60/0	4-60/0	-	-	DNP	DNP	-	-	-	-	-	-	-
Grayson Gunter	4-51/1	-	-	1-11/0	-	DNP	1-10/0	-	1-7/1	-	1-23/0	-	-
Jeremy Patton	5-45/0	1-2/0	2-26/0	1-11/0	1-6/0	-	DNP	DNP	DNP	DNP	DNP	DNP	DNP
Tyson Morris	4-30/1	-	-	-	DNP	-	1-11/0	-	-	3-19/1	-	-	-
De'Vion Warren	3-14/1	-	2-3/0	DNP	DNP	-	1-17/1	-	-	-	DNP	-	-
Koilan Jackson	1-13/0	-	DNP	DNP	DNP	DNP	DNP	DNP	DNP	DNP	DNP	-	1-13/0
Jonathan Nance	1-2/0	-	1-2/0	-	-	DNP	DNP	DNP	DNP	DNP	DNP	DNP	DNP
Ty Storey	1-5/0	-	-	DNP	-	-	-	1-5/0	DNP	-	-	-	-



# GAME 1: PORTLAND STATE

## ARKANSAS RETURNS GAME-BY-GAME STATISTICS

PUNT RETURNS	No-Yds	EIU	CSU	UNT	AU	TAMU	UA	OM	TLS	VANDY	LSU	MS	MU
Deon Stewart	9-91	-	1-45	1-1	1-13	-	-	-	2-29	1-0	2-0	-	1-3

KICK RETURNS	No-Yds	EIU	CSU	UNT	AU	TAMU	UA	OM	TLS	VANDY	LSU	MS	MU
De'Vion Warren	14-399	4-102	1-23	DNP	DNP	1-11	1-78	2-37	-	2-34	DNP	2-95	1-19
Britto Tutt	2-44	-	-	2-44	DNP	DNP	DNP	DNP	-	DNP	-	-	DNP
Gary Cross	2-39	DNP	DNP	2-39	DNP	DNP	DNP	DNP	DNP	-	DNP	DNP	DNP
Deon Stewart	2-31	-	-	1-11	1-20	-	-	-	-	-	-	-	-
Tyson Morris	2-19	-	1-0	-	DNP	-	-	-	-	-	-	-	1-19
Terrell Collins	1-2	-	DNP	DNP	-	-	-	1-2	-	-	-	-	-

INT. RETURNS	No-Yds	EIU	CSU	UNT	AU	TAMU	UA	OM	TLS	VANDY	LSU	MS	MU
Ryan Pulley	3-0	-	1-0	-	-	-	-	1-0	1-0	-	-	-	DNP
Dre Greenlaw	2-5	-	DNP	DNP	-	2-5	-	-	-	-	-	-	DNP

FUMBLE RETURNS	No-Yds	EIU	CSU	UNT	AU	TAMU	UA	OM	TLS	VANDY	LSU	MS	MU
Bumper Pool	1-60	1-60	-	-	-	-	-	DNP	-	-	DNP	-	-
Dre Greenlaw	1-24	-	DNP	DNP	-	-	-	-	-	-	1-24	-	DNP
Briston Guidry	1-1	1-1	-	-	-	-	DNP	DNP	-	-	-	DNP	DNP

## ARKANSAS TOTAL TACKLES GAME-BY-GAME STATISTICS

Total Tackles	UA-A	Total	EIU	CSU	UNT	AU	TAMU	UA	OM	TLS	VANDY	LSU	MS	MU
De'Jon Harris	62-56	118	4-5	0-11	7-5	2-3	12-4	5-6	10-3	2-3	8-3	4-8	1-4	7-1
Santos Ramirez	43-44	87	5-1	4-6	3-1	4-1	6-4	3-9	4-2	5-5	1-0	4-6	3-8	1-1
Dre Greenlaw	38-42	80	3-7	DNP	DNP	5-3	5-8	6-7	3-2	6-3	2-0	5-7	3-5	DNP
Kamren Curl	27-26	53	1-2	3-1	3-2	4-5	2-1	3-2	3-2	2-1	5-2	1-4	0-4	DNP
Armon Watts	25-24	49	1-1	1-4	1-1	2-1	1-4	0-2	2-2	3-1	3-3	3-1	2-3	6-1
McTelvin Agim	19-26	45	2-1	2-2	1-1	3-0	2-1	1-5	2-1	2-5	1-1	1-5	1-4	1-0
Ryan Pulley	30-7	37	2-1	4-1	3-0	3-1	4-0	3-1	2-1	2-0	2-0	4-2	1-0	DNP
Randy Ramsey	16-16	32	DNP	DNP	0-1	5-1	1-3	0-3	2-2	2-1	4-3	-	1-2	1-0
Bumper Pool	14-15	29	2-4	0-4	1-2	-	-	-	DNP	-	6-4	DNP	-	5-1
TJ Smith	10-16	26	1-2	0-1	0-3	2-1	1-1	0-2	2-0	1-3	-	0-1	0-2	3-0
D. McClure	19-7	26	2-0	5-4	1-0	-	-	-	2-0	2-1	2-1	1-0	2-1	2-0
J. McClellion	21-4	25	1-0	4-0	1-1	1-1	3-1	-	5-0	0-1	1-0	3-0	-	2-0
Hayden Henry	9-15	24	1-2	2-0	0-1	-	1-0	1-5	-	-	2-1	2-6	-	-
Grant Morgan	8-16	24	1-4	0-4	2-1	-	0-1	3-2	1-0	0-1	0-2	-	0-1	1-0
Dorian Gerald	8-13	21	0-2	DNP	DNP	DNP	-	DNP	1-0	0-2	2-0	1-2	2-7	2-0
Jamario Bell	11-9	20	2-2	1-2	0-1	DNP	-	-	1-0	1-0	1-1	2-2	2-0	1-1
Michael Taylor	11-7	18	2-2	0-1	1-1	1-1	-	-	1-0	0-1	2-0	1-1	3-0	-
Dee Walker	9-8	17	1-2	0-1	2-1	-	-	0-1	-	-	0-1	-	0-2	6-0
K. Richardson	7-9	16	DNP	DNP	DNP	-	0-3	1-2	2-0	1-2	-	0-1	0-1	3-0
Briston Guidry	4-11	15	0-1	0-1	1-3	0-1	2-0	DNP	DNP	1-2	0-2	0-1	DNP	DNP
Derrick Munson	7-7	14	0-1	0-1	1-2	4-2	1-0	0-1	-	-	-	-	1-0	DNP
J. Marshall	4-10	14	0-1	0-1	DNP	-	0-2	-	0-1	1-2	1-0	0-2	2-1	-
Gabe Richardson	3-10	13	0-4	2-1	-	1-1	0-2	-	-	-	DNP	0-1	0-1	-
Joseph Foucha	6-5	11	1-1	DNP	1-0	-	-	DNP	DNP	0-1	-	-	1-3	3-0
Montaric Brown	8-1	9	1-1	-	-	-	1-0	-	DNP	-	1-0	-	-	5-0
Ryder Lucas	4-5	9	DNP	1-3	0-1	-	-	0-1	-	1-0	-	-	1-0	1-0
Nate Dalton	5-2	7	1-0	2-1	1-1	DNP	1-0	-	-	-	DNP	DNP	DNP	DNP
Chevin Calloway	3-4	7	2-2	1-2	DNP	DNP	DNP	DNP	DNP	DNP	DNP	DNP	DNP	DNP
Deon Edwards	1-4	5	1-1	0-2	0-1	-	-	-	-	-	-	-	-	-
Myles Mason	1-4	5	0-1	DNP	-	-	DNP	-	DNP	0-1	0-1	-	-	1-1
G. LaFrance	1-2	3	1-0	-	-	-	-	DNP	-	DNP	DNP	-	0-2	-
Deon Stewart	2-0	2	-	-	-	-	-	-	-	-	1-0	-	-	1-0
Mike Woods	1-1	2	DNP	DNP	1-1	-	-	-	-	-	-	-	-	-
Britto Tutt	0-2	2	-	0-1	-	DNP	DNP	DNP	DNP	-	DNP	-	0-1	DNP
C. O'Grady	2-0	2	DNP	DNP	-	-	-	-	-	1-0	-	-	1-0	-
Ty Clary	2-0	2	-	1-0	-	1-0	-	-	-	-	-	-	-	-
Jean-Baptiste	0-1	1	0-1	DNP	DNP	DNP	DNP	DNP	DNP	DNP	DNP	DNP	DNP	DNP
Jack Lindsey	1-0	1	-	-	-	-	DNP	-	-	-	1-0	-	-	DNP
Devwah Whaley	1-0	1	-	-	-	-	DNP	DNP	-	DNP	DNP	DNP	1-0	-
Damani Carter	1-0	1	1-0	DNP	DNP	DNP	DNP	DNP	DNP	DNP	DNP	DNP	DNP	DNP
Austin Cantrell	0-1	1	-	-	-	-	0-1	-	-	-	-	-	-	-
Terrell Collins	0-1	1	-	DNP	DNP	-	-	0-1	-	-	-	-	-	-
Brian Wallace	1-0	1	-	-	1-0	-	-	-	-	-	-	-	-	-
Isaiah Nichols	1-0	1	1-0	DNP	-	DNP	DNP	DNP	DNP	DNP	DNP	DNP	DNP	-
Cole Kelley	0-1	1	-	-	0-1	-	-	-	-	-	DNP	-	DNP	DNP
Connor Limpert	1-0	1	-	-	-	-	-	-	-	-	-	1-0	-	-
Micahh Smith	0-1	1	-	0-1	-	DNP	-	DNP	DNP	DNP	DNP	DNP	DNP	DNP

## ARKANSAS TACKLES FOR LOSS GAME-BY-GAME STATISTICS

TACKLES FOR LOSS	UA-A	Total	EIU	CSU	UNT	AU	TAMU	UA	OM	TLS	VANDY	LSU	MS	MU
McTelvin Agim	6-8	10.0	1.0-1	1.0-7	0.5-1	1.0-6	-	0.5-1	-	3.5-18	0.5-3	1.5-6	0.5-1	-
De'Jon Harris	6-6	9.0	-	1.0-1	-	1.5-4	2.0-10	0.5-1	1.0-2	-	1.0-1	2.0-4	-	-
Armon Watts	7-3	8.5	1.0-7	1.5-5	1.0-9	-	1.0-4	-	-	1.0-8	1.0-7	1.0-11	-	1.0-1
Randy Ramsey	6-2	7.0	DNP	DNP	-	2.0-11	-	0.5-1	2.5-10	-	1.0-10	-	-	1.0-5
Dre Greenlaw	6-1	6.5	2.0-2	DNP	DNP	3.0-3	-	-	0.5-0	1.0-5	-	-	-	DNP
TJ Smith	2-3	3.5	0.5-1	0.5-2	-	-	1.0-5	-	-	0.5-1	-	-	-	1.0-1
Ryan Pulley	3-1	3.5	-	-	1.0-3	1.0-5	-	-	-	-	-	1.5-5	-	DNP
Dorian Gerald	2-1	2.5	-	DNP	DNP	DNP	-	DNP	-	-	1.0-10	-	1.5-3	-
Bumper Pool	2-1	2.5	-	0.5-1	1.0-1	-	-	-	DNP	-	1.0-2	DNP	-	-
Grant Morgan	1-3	2.5	0.5-1	0.5-1	1.0-2	-	-	0.5-0	-	-	-	-	-	-
Michael Taylor	1-3	2.5	-	-	0.5-1	0.5-0	-	-	-	0.5-2	-	1.0-5	-	-
Briston Guidry	2-1	2.5	-	-	1.0-2	-	-	DNP	DNP	1.0-8	0.5-4	-	DNP	DNP
Derrick Munson	1-2	2.0	0.5-2	-	1.5-9	-	-	-	-	-	-	-	-	DNP
D. McClure	2-0	2.0	1.0-8	-	-	-	-	-	1.0-3	-	-	-	-	-
Gabe Richardson	1-1	1.5	0.5-1	1.0-2	-	-	-	-	-	-	DNP	-	-	-
Jamario Bell	1-0	1.0	-	-	-	DNP	-	-	1.0-5	-	-	-	-	-
Jean-Baptiste	0-1	0.5	0.5-2	DNP	DNP	DNP	DNP	DNP	DNP	DNP	DNP	DNP	DNP	DNP
Dee Walker	0-1	0.5	-	-	0.5-1	-	-	-	-	-	-	-	-	-
Santos Ramirez	0-1	0.5	-	-	-	-	-	-	-	0.5-0	-	-	-	-
Deon Edwards	0-1	0.5	0.5-2	-	-	-	-	-	-	-	-	-	-	-

## ARKANSAS SACKS GAME-BY-GAME STATISTICS

SACKS	UA-A	Total	EIU	CSU	UNT	AU	TAMU	UA	OM	TLS	VANDY	LSU	MS	MU
Armon Watts	6-2	7.0	1.0-7	1.0-4	1.0-9	-	1.0-4	-	-	1.0-8	1.0-7	1.0-11	-	-
McTelvin Agim	3-3	4.5	-	-	-	1.0-6	-	-	-	2.0-11	0.5-3	1.0-5	-	-
Randy Ramsey	3-0	3.0	DNP	DNP	-	1.0-9	-	-	1.0-6	-	1.0-10	-	-	-
De'Jon Harris	2-0	2.0	-	-	-	-	1.0-9	-	1.0-2	-	-	-	-	-
Dre Greenlaw	2-0	2.0	-	DNP	DNP	1.0-1	-	-	-	1.0-5	-	-	-	DNP
Michael Taylor	1-1	1.5	-	-	-	-	-	-	-	0.5-2	-	1.0-5	-	-
Briston Guidry	1-1	1.5	-	-	-	-	-	DNP	DNP	1.0-8	0.5-4	-	DNP	DNP
TJ Smith	1-1	1.5	-	-	-	-	1.0-5	-	-	0.5-1	-	-	-	-
D. McClure	1-0	1.0	1.0-8	-	-	-	-	-	-	-	-	-	-	-
Ryan Pulley	1-0	1.0	-	-	-	1.0-5	-	-	-	-	-	-	-	DNP
Derrick Munson	1-0	1.0	-	-	1.0-8	-	-	-	-	-	-	-	-	DNP

## ARKANSAS FUMBLES GAME-BY-GAME STATISTICS

FUMBLES FORCED	Number	EIU	CSU	UNT	AU	TAMU	UA	OM	TLS	VANDY	LSU	MS	MU
Armon Watts	3	1	1	-	-	-	-	-	1	-	-	-	-
McTelvin Agim	3	-	2	-	-	-	-	-	-	-	1	-	-
Michael Taylor	1	1	-	-	-	-	-	-	-	-	-	-	-
Kamren Curl	1	-	-	1	-	-	-	-	-	-	-	-	DNP
D. McClure	1	1	-	-	-	-	-	-	-	-	-	-	-
Chevin Calloway	1	1	-	DNP	DNP	DNP	DNP	DNP	DNP	DNP	DNP	DNP	DNP
De'Jon Harris	1	1	-	-	-	-	-	-	-	-	-	-	-
Jamario Bell	1	-	-	-	DNP	-	-	1	-	-	-	-	-
Ryan Pulley	1	-	-	-	-	-	1	-	-	-	-	-	DNP
Dre Greenlaw	1	1	DNP	DNP	-	-	-	-	-	-	-	-	DNP
Devwah Whaley	1	-	-	-	-	DNP	DNP	-	DNP	DNP	DNP	1	-

FUMBLES RECOVERED	Number	EIU	CSU	UNT	AU	TAMU	UA	OM	TLS	VANDY	LSU	MS	MU
Chevin Calloway	2	2	-	DNP	DNP	DNP	DNP	DNP	DNP	DNP	DNP	DNP	DNP
Dre Greenlaw	1	-	DNP	DNP	-	-	-	-	-	-	1	-	DNP
J. Gibson Jr.	1	-	-	-	-	-	-	-	-	-	-	1	-
Santos Ramirez	1	1	-	-	-	-	-	-	-	-	-	-	-
McTelvin Agim	1	-	1	-	-	-	-	-	-	-	-	-	-
Briston Guidry	1	1	-	-	-	-	DNP	DNP	-	-	-	DNP	DNP
Gabe Richardson	1	-	-	1	-	-	-	-	-	DNP	-	-	-
Bumper Pool	1	1	-	-	-	-	-	DNP	-	-	DNP	-	-
Randy Ramsey	1	DNP	DNP	-	-	-	-	-	1	-	-	-	-
De'Jon Harris	1	-	-	-	-	-	-	-	-	-	-	-	1



## WEEKLY MEDIA SCHEDULE: PORTLAND STATE WEEK

26 MON	27 TUES	28 WED	29 THURS	30 FRI	31 SAT	1 SUN
<b>Press Conference</b> Noon - Coach Morris 12:20 - Coach Chavis 12:30 - Coach Craddock	<b>Post Practice Media</b> <b>6:15 p.m.</b> Student-athletes	<b>SEC Teleconference</b> 10 a.m. - 12:10 p.m. 11 a.m. - Coach Morris  <b>Pre Practice Media</b> <b>4:30 p.m.</b> Coach Morris  <b>On the Air with</b> <b>Chad Morris - 7 p.m.</b>	No media availability	No media availability	<b>Game 1</b> vs. Portland State Kickoff - 3 p.m. TV - SEC Network  <b>Post Game</b> Coach Morris & student-athletes	No media availability

### ARKANSAS COMMUNICATIONS



#### KYLE PARKINSON

##### Associate AD/Communications

Cell ..... 479.387.4753

Email..... kparkin@uark.edu

Twitter..... @TheOtherKP



#### MICHAEL MINSHEW

##### Assistant Director/Communications

Cell ..... 479.200.9498

Email..... mminshew@uark.edu

Twitter..... @mminshew



#### JOHN THOMAS

##### Assistant Director/Communications

Cell ..... 479.313.2564

Email..... jfthomas@uark.edu

Twitter..... @John\_Thomas

Office: 479-575-2751

Fax: 479-575-7481

Fayetteville Press Box: (479) 575-6622

Little Rock Press Box: (501) 663-0514

### GAME CREDENTIAL REQUESTS

All requests for media and/or photo credentials must be made online at [www.SportsSystems.com/Arkansas](http://www.SportsSystems.com/Arkansas). Requests should be made at least two weeks in advance.

Credentials will not be mailed. They may be picked up beginning three hours prior to kickoff at the media will call station at the base of the elevator at both Donald W. Reynolds Razorback Stadium in Fayetteville and War Memorial Stadium in Little Rock. Photo identification is required when picking up credentials.

### ARKANSAS FTP SITE

An FTP site is available for members of the media. For more information concerning the FTP site, contact Michelle Glover ([miglover@uark.edu](mailto:miglover@uark.edu)).

### CollegePressBox.com

CollegePressBox.com is the official media website for SEC football. Access and download weekly game notes, quotes, statistics, media guides, headshots, logos, flip cards and more for each of the SEC's members. Login information will be distributed to accredited media or you can apply for a password by sending an email to [password@collegepressbox.com](mailto:password@collegepressbox.com).

### SEC WEEKLY TELECONFERENCE

Head coach Chad Morris will participate each week in the SEC teleconference of football coaches. The teleconferences will be conducted each Wednesday from Aug. 28 to Nov. 20 from 10 a.m. CT to 12:10 p.m. CT. For more information and the teleconference number, contact the SEC Media Relations Office at (205) 458-3000.

10:00 a.m. ....	Ed Orgeron, LSU
10:10 a.m. ....	Kirby Smart, Georgia
10:20 a.m. ....	Dan Mullen, Florida
10:30 a.m. ....	Derek Mason, Vanderbilt
10:40 a.m. ....	Nick Saban, Alabama
10:50 a.m. ....	Jeremy Pruitt, Tennessee
<b>11:00 a.m. ....</b>	<b>Chad Morris, Arkansas</b>
11:10 a.m. ....	Barry Odom, Missouri
11:20 a.m. ....	Matt Luke, Ole Miss
11:30 a.m. ....	Jimbo Fisher, Texas A&M
11:40 a.m. ....	Mark Stoops, Kentucky
11:50 a.m. ....	Joe Moorehead, Mississippi State
12:00 p.m. ....	Will Muschamp, South Carolina
12:10 p.m. ....	Gus Malzahn, Auburn

### ON THE AIR WITH CHAD MORRIS

"On the Air with Chad Morris," Coach Morris' weekly radio show presented by Lindsey and Westrock Coffee Company airs on Wednesday nights starting at 7 p.m. For the 10th straight year, the one-hour radio show will be broadcast live from the Catfish Hole. The show will be carried throughout the state of Arkansas on the Razorback Sports Network and locally in Fayetteville on 105.3 FM, 99.5, 92.1 FM and 1290 AM.

### RAZORBACK FOOTBALL WITH CHAD MORRIS

"Razorback Football with Chad Morris" is the official television coach's show of Razorback football. The one-hour show will air statewide and throughout the region on numerous television affiliates. A total of 12 shows will air throughout the season on the following stations: KATV (Sunday's at 10:30 p.m.), KFSM (Sunday at 10:30 p.m.) and KNXW (Sunday at 9:30 p.m.). The show will also be available regionally on Cox Sports Television on Wednesdays at 6 p.m. and Fox Sports Southwest on Tuesdays at 4 p.m.

### RADIO AFFILIATES

Batesville.....	KWOZ-FM 103.3
Batesville.....	KBTA-AM 1340
Camden.....	KCXY-FM 95.3
Camden.....	KAMD-FM 97.1
Crossett.....	KAGH-AM 800
Crossett.....	KAGH-FM 104.9
De Queen.....	KDON-FM 92.1
DeWitt.....	KDEW-FM 97.3
El Dorado.....	KMRX-FM 96.1
Fayetteville.....	KAKS-FM 99.5
Fayetteville.....	KUOA-AM 1290
Fayetteville.....	KOSM-FM 92.1
Fayetteville.....	KUOA-FM 95.3
Fayetteville.....	KBVA-FM HD3 106.5
Forrest City.....	KBFC-FM 93.5
Fort Smith.....	KERX-FM 95.3
Glenwood.....	KHGZ-AM 670
Glenwood.....	KHGZ-FM 98.9
Hot Springs/Mena.....	KTTG-FM 96.3
Jonesboro.....	KEGI-FM 100.5
Little Rock.....	KABZ-FM 103.7
Magnolia.....	KZHE-FM 100.5
Marshall.....	KBCN-FM 104.3
Mena.....	KTTG-FM 96.3
Monett (Mo.).....	KKBL-FM 95.9
Monticello.....	KGPO-FM 99.9
Morrilton.....	KCON-FM 99.3
Mountain Home.....	KOMT-FM 107.5
Ozark.....	KDYN-FM 96.7
Ozark.....	KDYN-AM 1540
Ruston (La.).....	KWXM-FM 102.3
Searcy.....	KSMD-FM 99.1
Texarkana (Texas).....	KKTK-AM 1400
Wynne.....	KWYN-FM 92.5