

2019 FOOTBALL ARKANSAS

Saturday, September 14, 2019 • 3 p.m. • SEC Network • Donald W. Reynolds Razorback Stadium (76,000) • Fayetteville, Ark.

SEC NETWORK

Dave Neal, Play-By-Play
DJ Shockley, Analyst
Dawn Davenport, Reporter

RAZORBACK/IMG SPORTS NETWORK

Chuck Barrett, Play-By-Play
Quinn Grovey, Analyst
Geno Bell, Reporter

SIRIUS/XM RADIO

Sirius Channel 133
XM Channel 190

COACHING STAFF

ON THE FIELD (Year at Arkansas)

Chad Morris - Head Coach (2nd)
John Chavis - Defensive Coordinator/Linebackers (2nd)
Ron Cooper - Secondary (2nd)
Dustin Fry - Offensive Line (2nd)
Kenny Ingram - Defensive Tackles (1st)
Mark Smith - Secondary (2nd)
Jeff Traylor - Associate Head Coach/Running Backs (2nd)
Justin Stepp - Wide Receivers (2nd)

IN THE BOOTH

Joe Craddock - Offensive Coordinator/Quarterbacks (2nd)
Steve Caldwell - Defensive Line (2nd)
Barry Lunney Jr. - Tight Ends/Special Teams (7th)

FOUR DOWNS

69

>>>>>>

Kamren Curl returned a fumble recovery 69 yards for a touchdown on Saturday at Ole Miss, his first career recovery.

5

>>>>>>

Add in Joe Foucha's fumble recovery in the third quarter, Arkansas has now gained five turnovers this year.

300

>>>>>>

Starkel & Hicks combined for Arkansas' first 300-yard passing game since the 2018 opener vs. Eastern Illinois.

5

>>>>>>

Five true freshmen have started for the Razorbacks this year, adding Mataio Soli (DE) and Ricky Stromberg (LG) Saturday.



COLORADO STATE at ARKANSAS



COLORADO STATE (1-1, 0-0)

AP/Coaches Rank: NR/NR

Head Coach: Mike Bobo (Georgia, 1997)

Career Record: 25-28 (5th season)

Record at Colorado State: Same

ARKANSAS RAZORBACKS (1-1, 0-1)

AP/Coaches Rank: NR/NR

Head Coach: Chad Morris (Texas A&M, 1992)

Career Record: 17-33 (5th season)

Record at Arkansas: 3-11 (2nd season)

THE RUNDOWN

• Arkansas returns home for the first of back-to-back non-conference matchups, taking on Colorado State on Saturday, Sept. 14, at 3 p.m. at Donald W. Reynolds Razorback Stadium.

• It will be the fifth meeting between the two programs and the first in Fayetteville. The first three games in the series were all played in Little Rock before the Razorbacks joined the Southeastern Conference, while last year's game was held in Fort Collins, Colorado.

• Arkansas is 3-1 all-time against the Rams and 14-2 against current members of the Mountain West Conference.

• It will be the first of two games against MW opponents for the Razorbacks, squaring off with San Jose State next week on Sept. 21 in Fayetteville.

• Last season, Arkansas dropped a 34-27 decision at Colorado State. The Razorbacks held a 27-9 lead halfway through the third quarter, as then-junior running back Devwah Whaley recorded 165 rushing yards on 26 carries in the contest.

• The Rams enter the game at 1-1, dropping their season-opening contest against Colorado, 52-31. Last week, Colorado State picked up a 38-13 victory over Western Illinois in its first home game of the year.

• Colorado State can sling the ball, posting 770 passing yards over its first two games in 2019. Three different receivers have all gone over the 100-yard mark in season totals already, with Dante Wright leading the group with 183 yards on 11 receptions, scoring twice.

• The Razorbacks dropped a tough battle in their SEC opener at Ole Miss last week, 31-17. Arkansas passed for 300 yards and took the ball away twice in the second half, scoring on a 69-yard fumble recovery from Kamren Curl, but were unable to overcome the Rebels in Oxford.

• It was the first time the two schools had opened conference play against each other and was the earliest SEC opener for both squads since 2014.

• Fourteen freshman played at Ole Miss, including five true freshmen starters.



NICK STARKEL

PASSING

21/29 (72%)

249 YDS

1 TD/1 INT




RAKEEM BOYD

RUSHING

35 ATT

181 YDS

1 TD



TREY KNOX

RECEIVING

7 REC

126 YDS

0 TD



BUMPER POOL

TACKLES

12 TOTAL

9 SOLO

1.0 TFL

HOME	AWAY	HOME	HOME	ARL	AWAY	HOME	AWAY	HOME	HOME	AWAY	LR
AUG 31 W, 20-13	SEP 7 L, 31-17	SEP 14 3 PM	SEP 21 6:30 PM	SEP 28 TBA	OCT 12 TBA	OCT 19 TBA	OCT 26 TBA	NOV 2 TBA	NOV 9 TBA	NOV 23 TBA	NOV 29 1:30 PM CBS

GAME 3: COLORADO STATE

THE GAME: COLORADO STATE at ARKANSAS

INSIDE THE CSU SERIES

All-Time Record: Arkansas leads 3-1

In Fayetteville: First meeting

In Little Rock: Arkansas leads 3-0

In Fort Collins: Colorado State leads 1-0

Most points scored by Arkansas: 43 (1974)

Most points scored by Colorado State: 34 (2018)

Largest margin of victory by Arkansas: 34 (1974)

Largest margin of victory by Colorado State: 7 (2018)

Date	UA/Opp Rank	Site	Result
Oct. 26, 1974		Little Rock, Ark.	W, 43-9
Sept. 15, 1979	17/NR	Little Rock, Ark.	W, 36-3
Sept. 29, 1990	23/NR	Little Rock, Ark.	W, 31-20
Sept. 8, 2018		Fort Collins, Colo.	L, 34-27

100-YARD RUSHING GAMES

Player	Date	Rushes	Yards	TDs
Devwah Whaley	9/8/18	26	165	1
Ike Forte	10/26/74	20	153	2

TOTALS

100-Yard Rushing Games (Players): 2 (2)

300-Yard Passing Games (Players): 0 (0)

100-Yard Receiving Games (Players): 0 (0)

LAST MEETING

Last season, the Razorbacks traveled to Fort Collins for the first time in program history and held a 27-9 lead halfway through the third quarter before ultimately falling, 34-27. Then-junior running back Devwah Whaley posted the highest rushing total of any Arkansas player last year with 165 yards on 26 carries, scoring on a three-yard play in the first quarter.



STATISTICAL BREAKDOWN: COLORADO STATE at ARKANSAS

Arkansas	Rank: SEC (FBS)	Category	Colorado State	Rank: MW (FBS)
18.5	13 (107)	Scoring Offense	34.5	6 (52)
22.0	11 (55)	Scoring Defense	32.5	8 (107)
378.0	12 (86)	Total Offense	545.0	2 (13)
356.6	9 (65)	Total Defense	345.0	4 (56)
132.5	12 (92)	Rushing Offense	160.0	6 (68)
156.0	11 (84)	Rushing Defense	153.5	8 (79)
245.0	6 (57)	Passing Offense	385.0	3 (7)
200.5	7 (58)	Pass Defense	191.5	3 (51)
15.33	12 (100)	Kickoff Return Avg.	20.0	8 (62)
11.0	9 (37)	Punt Return Avg.	7.29	6 (62)
30:35	9 (56)	Time of Possession	31:41	5 (43)
33.3%	13 (100)	3rd Down Conv. Pct.	50.0%	4 (29)
35.7%	10 (66)	Opp. 3rd-D Conv. Pct.	28.0%	5 (30)
32.0	13 (123)	Net Punting	46.25	1 (7)
1.50	3 (12)	Turnover Margin	-2.50	11 (126)
2	3 (24)	Fumbles Recovered	1	6 (60)
1	2 (24)	Fumbles Lost	4	12 (124)
3	2 (9)	Passes Intercepted	-	- (-)
5	3 (14)	Turnovers Gained	1	10 (105)
2	3 (29)	Turnovers Lost	6	11 (118)
112.56	13 (109)	Passing Efficiency	175.98	2 (21)
122.08	8 (53)	Pass Efficiency Defense	135.21	8 (84)
14	10 (84)	Fewest Penalties	14	10 (84)
125	8 (88)	Fewest Yards Penalized	161	11 (118)
3.50	3 (17)	Sacks	3.50	1 (17)
2.00	8 (64)	Sacks Allowed	1.50	6 (46)
6.0	7 (64)	Tackles for Losses	6.0	6 (64)
7.50	14 (102)	Tackles for Loss Allowed	3.50	3 (14)
44	7 (58)	First Downs	52	4 (26)
39	8 (64)	First Downs Allowed	35	5 (49)
66.7%	11 (107)	Red Zone Offense	83.3%	7 (68)
100.0%	13 (90)	Red Zone Defense	100.0%	8 (90)

INDIVIDUAL STATS

ARKANSAS

Rushing	Att.	Yds.	Avg.	TD
Rakeem Boyd	35	181	5.2	1
De'Vion Warren	4	49	12.2	0
Devwah Whaley	11	23	2.1	1
Chase Hayden	10	22	2.2	0

Passing	Comp.	Att.	Yds.	TD/Int.
Nick Starkel	21	29	249	1/1
Ben Hicks	21	45	241	0/0

Receiving	Rec.	Yds.	Avg.	TD
Mike Woods	11	114	10.4	0
Trey Knox	7	126	18.0	0
Treyton Burks	5	80	16.0	0
Grayson Gunter	4	30	7.5	0

Punting	No.	Yds.	Avg.	Long
Sam Loy	10	356	35.6	51

Punt Returns	No.	Yds.	Avg.	Long
Treyton Burks	4	44	11.0	15

Kickoff Returns	No.	Yds.	Avg.	Long
De'Vion Warren	4	88	22.0	37

Tackles	UT-AT	TT	TFL	Other
Bumper Pool	9-6	12.0	1.0-2	1 PBU
Kamren Curl	10-3	11.5	2.0-9	1 FR
McTelvin Agim	5-4	7.0	3.0-11	2.0 SACK
Gabe Richardson	4-6	7.0	2.0-11	1.5 SACK

COLORADO STATE

Rushing	Att.	Yds.	Avg.	TD
Marvin Kinsey Jr.	26	130	5.2	0
Dante Wright	4	92	23.0	2
Jaylen Thomas	12	56	4.7	0
Marcus McElroy	7	31	4.4	0

Passing	Comp.	Att.	Yds.	TD/Int.
Collin Hill	56	79	741	7/2

Receiving	Rec.	Yds.	Avg.	TD
Warren Jackson	15	142	9.5	1
Dante Wright	11	183	16.6	2
Marvin Kinsey Jr.	7	160	22.9	2
Trey McBride	7	75	10.7	0
E.J. Scott	5	74	14.8	1

Punting	No.	Yds.	Avg.	Long
Ryan Stonehouse	4	198	49.5	59

Punt Returns	No.	Yds.	Avg.	Long
Dante Wright	6	54	9.0	0

Kickoff Returns	No.	Yds.	Avg.	Long
Anthony Hawkins	4	80	20.0	25

Tackles	UT-AT	TT	TFL	Other
Jamal Hicks	11-5	16	0.0-0	11 SOLO
Cam'ron Carter	7-5	12	2.0-3	7 SOLO
Toby McBride	5-5	10	3.0-13	2.0 SACK
Ellison Hubbard	5-4	9	2.5-22	2.5 SACK

GAME 3: COLORADO STATE

LAST MEETING: COLORADO STATE 34, ARKANSAS 27

Score by Quarters	1	2	3	4	Total
Arkansas	7	6	14	0	27
Colorado State	3	6	8	17	34

Qtr Time Scoring play

1st	12:26	CSU - BRYAN, W. 55 yd field goal, 4-6 1:31
	02:02	AR - Devwah Whaley 3 yd run (Connor Limpert kick), 14-73 6:06
2nd	09:37	AR - Connor Limpert 28 yd field goal, 10-70 4:04
	06:28	AR - Connor Limpert 31 yd field goal, 8-65 2:40
	03:00	CSU - BRYAN, W. 46 yd field goal, 10-47 3:28
	00:32	CSU - BRYAN, W. 44 yd field goal, 5-18 0:25
3rd	08:35	AR - LaMichael Pettway 25 yd pass from Cole Kelley (Connor Limpert kick), 9-91 3:51
	07:28	AR - TJ Hammonds 64 yd pass from Cole Kelley (Connor Limpert kick), 1-64 0:11
	02:46	CSU - WILLIAMS, P. 4 yd pass from CARTA-SAMUELS (BUTLER, C. pass from CARTA-SAMUELS), 7-70
4th	11:07	CSU - WILLIAMS, P. 10 yd pass from CARTA-SAMUELS (BRYAN, W. kick), 9-96 3:29
	05:19	CSU - BRYAN, W. 22 yd field goal, 11-60 4:03
	00:08	CSU - MATTHEWS, I. 1 yd run (BRYAN, W. kick), 6-59 2:30

	AR	CSU
FIRST DOWNS	24	21
RUSHES-YARDS (NET)	53-299	23-40
PASSING YDS (NET)	144	389
Passes Att-Comp-Int	22-11-2	50-32-1
TOTAL OFFENSE PLAYS-YARDS	75-443	73-429
Fumble Returns-Yards	0-0	0-0
Punt Returns-Yards	1-45	4-0
Kickoff Returns-Yards	2-23	4-69
Interception Returns-Yards	1-0	2-4
Punts (Number-Avg)	5-38.2	5-56.8
Fumbles-Lost	0-0	3-1
Penalties-Yards	6-60	6-54
Possession Time	32:27	27:33
Third-Down Conversions	5 of 15	6 of 15
Fourth-Down Conversions	0 of 0	0 of 0
Red-Zone Scores-Chances	3-3	4-4
Sacks By: Number-Yards	1-4	1-12

RUSHING: Arkansas-Devwah Whaley 26-165; Rakeem Boyd 7-67; Chase Hayden 11-55; Ty Storey 2-11; TJ Hammonds 3-8; Team 1-minus 1; Cole Kelley 3-minus 6. Colorado State-MATTHEWS, I. 9-27; KINSEY JR., M. 5-10; CARTA-SAMUELS 5-3; BODDIE, R. 3-3; MCELROY, M. 1-minus 3.

PASSING: Arkansas-Ty Storey 5-13-2-36; Cole Kelley 6-9-0-108. Colorado State-CARTA-SAMUELS 32-47-1-389; HILL, C. 0-3-0-0.

RECEIVING: Arkansas-LaMichael Pettway 2-27; Jeremy Patton 2-26; De'Vion Warren 2-minus 3; TJ Hammonds 1-64; Deon Stewart 1-11; Austin Cantrell 1-10; Jordan Jones 1-2; Jonathan Nance 1-minus 2; Cole Kelley 0-9. Colorado State-WILLIAMS, P. 12-154; JOHNSON, O. 5-47; BUTLER, C. 4-107; KINSEY JR., M. 4-34; FULTON, B. 2-30; WISE, D. 2-0; HAMMER, G. 1-9; MATTHEWS, I. 1-4; PRENTICE, A. 1-4.

INTERCEPTIONS: Arkansas-Ryan Pulley 1-0. Colorado State-JONES, E. 1-4; FOGAL, J. 1-0.

FUMBLES: Arkansas-None. Colorado State-CARTA-SAMUELS 2-1; MATTHEWS, I. 1-0.

Arkansas (1-1) vs. Colorado State (1-2,0-1)

Date: Sep 08, 2018 • Site: Fort Collins, Colo. • Stadium: Canvas Stadium
Attendance: 31894

Kickoff time: 5:30 pm • End of Game: 9:13 • Total elapsed time: 3:37
Officials: Referee: Scott Campbell; Umpire: Rick Podraza; Linesman: Dough Moore;
Line judge: Keith Garmond; Back judge: Terry White; Field judge: Matt Mills;
Side judge: Tim Murray; Center judge: Rod Tucker;
Temperature: 80 • Wind: S 8 mph • Weather: Partly Cloudy

GAME 3: COLORADO STATE

IN DEPTH CHART: OFFENSE

WR



8 Mike Woods ||| 6-1, 203, So.

Caught six passes (career-high) at OM - team-high ... Had five vs. PSU ... Leads team in receptions with 11 ... Finished third on the team with 206 receiving yards, catching 18 passes & one TD in 2018 ... Caught first college TD 9/29/18.

	REC	YDS	TD
2019	11	114	0
2018	18	206	1
Totals	29	320	1

1 De'Vion Warren ||| 5-10, 188, Jr.

Returned three kicks at OM, longest 37 yards ... Second on team in rushing (49 yards) ... Returned 14 kicks for 399 yards in 2018 ... Had a 78-yard kick return vs. Alabama (10/6/18) - caught first TD pass ... 100-yd KO return TD vs. Auburn in 2017.

	REC	YDS	TD
2019	1	1	0
2018	3	14	1
2017	1	5	0
Totals	5	20	1

TE



85 Cheyenne O'Grady ||| 6-4, 256, Sr. > Mackey Watch List

3 rec./45 yards at OM in return from injury ... Led team in rec. (30) & TDs (6) in 2018 ... All rec. came in last 8 games ... Only Hog with two multi-TD rec. games last year ... Son of the late Larry Marks - 3-year ARK MBB letterwinner (1988-90).

	REC	YDS	TD
2019	3	45	0
2018	30	400	6
2017	21	132	2
2016	3	63	4
Totals	57	640	9

89 Grayson Gunter ||| 6-4, 243, Jr.

Started vs. PSU, caught three passes for 16 yards ... Played in 11 games last year, starting twice ... High four rec., 51 yards, 1 TD vs. Tulsa ... Season-long 23-yard catch vs. LSU on 11/10/18 ... Father Bubba played football at Ole Miss from 1989-91.

	REC	YDS	TD
2019	3	16	0
2018	4	51	1
2017	-	-	-
2016	1	29	0
Totals	8	96	1

LT



74 Colton Jackson ||| 6-5, 301, Sr.

Started at LT in both games ... Played in 10 games for the Razorbacks in 2018, starting eight of the last nine at LT ... Totaled 516 snaps during junior campaign ... Allowed just one sack in 305 pass blocking plays last year.


	GP	GS
2019	2	2
2018	10	8
2017	12	10
2016	12	3
Totals	36	23

76 Myron Cunningham ||| 6-6, 290, Jr.

Started at RG in both games ... Transferred from Iowa Central CC ... First Team NJCAA All-American in 2018 ... Started all 12 games, helping ICC to an 8-4 record behind 4,670 yards of total offense, 2,884 passing yards & 46 total touchdowns.

	GP	GS
2019	2	2
2018	12	12
2017	14	14

LG



51 Ricky Stromberg ||| 6-4, 266, Fr.

Started at LG at OM ... Four-star prospect by 247Sports ... Rated as the No. 19 offensive guard in the country & No. 3 overall prospect in the state of Oklahoma by 247Sports ... Three-year letterwinner at Union HS on both sides of the ball.

	GP	GS
2019	2	1
2018	2	1

54 Austin Capps ||| 6-4, 304, Sr.

First career start vs. PSU ... Played in 11 games last year ... Totaled 193 snaps, 151 at left guard and 42 at right guard ... Season-high 45 snaps against North Texas on 9/15 ... Transitioned from the d-line to the o-line in 2018.

	GP	GS
2019	1	1
2018	11	0
2017	12	0
2016	12	0
Totals	36	1

C



66 Ty Clary ||| 6-4, 285, Jr.

Started at C in both games ... Played in all 12 games for the Razorbacks in 2018, starting each of the last 11 contests, including the last six at center ... Totaled 674 snaps on the o-line, finishing fourth on the team in total snaps played.

	GP	GS
2019	2	2
2018	12	11
2017	7	4
Totals	21	17

55 Beaux Limmer ||| 6-5, 293, Fr.

Three-star prospect by Rivals, 247Sports and ESPN ... Rated as the No. 67 offensive tackle in the nation by 247Sports ... Helped Tyler Lee HS to 2,346 yards on the ground, 1,159 yards through the air and 26 total touchdowns as a senior.

	GP	GS
2019	-	-

RG



76 Myron Cunningham ||| 6-6, 290, Jr.

Started at RG in both games ... Transferred from Iowa Central CC ... First Team NJCAA All-American in 2018 ... Started all 12 games, helping ICC to an 8-4 record behind 4,670 yards of total offense, 2,884 passing yards & 46 total touchdowns.

	GP	GS
2019	2	2
2018	12	12
2017	14	14

51 Ricky Stromberg ||| 6-4, 266, Fr.

Started at LG at OM ... Four-star prospect by 247Sports ... Rated as the No. 19 offensive guard in the country & No. 3 overall prospect in the state of Oklahoma by 247Sports ... Three-year letterwinner at Union HS on both sides of the ball.

	GP	GS
2019	2	1
2018	2	1

RT



78 Dalton Wagner ||| 6-9, 302, So.

Started at RT in both games ... Played in 11 of 12 games in 2018, starting once at LT on homecoming against Tulsa ... Totaled 205 snaps as a R-Fr ... Did not allow a sack or QB hit in 65 pass protection snaps.

	GP	GS
2019	2	2
2018	11	1
Totals	13	3

71 Ryan Winkel ||| 6-6, 285, R-Fr.

Saw action in both games ... Did not play during the 2018 season after a pectoral injury ... Three-star prospect & No. 32 ranked player in Tennessee by 247Sports ... Chose Arkansas over Mississippi State, Tennessee, Nebraska and others.

	GP	GS
2019	2	-
Totals	2	-

QB



17 Nick Starkel ||| 6-3, 214, Jr.

Entered in second half at OM (17-for-24, 201 yds, 1 TD) ... Transfer from Texas A&M ... Played in four games in 2018 ... Seven app., five starts as a Fr, throwing for 1,793 yards & 14 TDs ... Threw for 400+ yards twice in '17.

	C-A-I	YDS	TD
2019	21-29-1	249	1
2018	15-22-0	169	1
2017	123-205-6	1,793	14
Totals	159-256-7	2,211	16

6 Ben Hicks ||| 6-1, 217, Sr.

Started both games (21-for-45, 241 yds) ... Transfer from SMU ... Played for Morris & OC Craddock in 2016-17 - career leader in passing yds, total offense, TD passes, TDs responsible for, completions & 300-yd games.

	C-A-I	YDS	TD
2019	21-45-0	241	0
2018	208-372-7	2,582	19
2017	276-472-12	3,569	33
2016	234-422-5	2,930	19
Totals	739-1,311-34	9,322	71

RB



5 Rakeem Boyd ||| 6-0, 213, Jr. > Doak Walker & Earl Campbell Tyler Rose Watch Lists

114 rush yds vs. PSU - 4th 100-yd game at Arkansas ... Led the team in rushing yds & attempts in last year ... 100+ yards in three games - Ole Miss (109), Alabama (102) & Vanderbilt (113) ... Rushed for 1,211 yds & 14 TDs at Independence CC in 2017.

	ATT	YDS	TD
2019	35	181	1
2018	123	734	2
2017	158	915	3

21 Devwah Whaley ||| 5-11, 212, Sr. > Doak Walker Watch List

Scored first TD of season for Arkansas on 1-yd run ... Second on team in rushing last yr with 368 yards on 82 carries ... Started four games in 2018 ... 165 yards/TD at Colorado State (9/8/18) ... Second on team in rushing in 2017 (559 yds).

	ATT	YDS	TD
2019	11	23	1
2018	82	368	2
2017	127	559	7
2016	110	602	3
Totals	330	1,552	13

WR



16 Treyton Burks ||| 6-3, 223, Fr. > ESPN Preseason Freshman All-American

Led team in rec. yds with 52 on 3 rec. in start vs. PSU ... Two catches, 28 yds at OM ... Four-star prospect by Rivals, 247Sports & ESPN ... Rated as the top player in Arkansas by 247Sports ... No. 82 in ESPN's Top 300.

	REC	YDS	TD
2019	5	80	0
Totals	5	80	0

19 Tyson Morris ||| 6-1, 200, So.

Caught one pass for 15 yds vs. PSU & another for 8 yds at OM ... Played in 11 of 12 games as a R-Fr in 2018, seeing half his snaps on special teams ... Hauled in four passes for 30 yards, scoring once on an 11-yd play vs. Vanderbilt on 11/20/18.

	REC	YDS	TD
2019	2	23	0
2018	4	30	1
Totals	6	53	1

WR



7 Trey Knox ||| 6-5, 205, Fr. > FWAA Preseason Freshman All-American Watch List

Team-high six rec./88 yards at OM - long of 49 ... Had longest play of day at 38 yards in start vs. PSU ... Four-star prospect by Rivals, 247Sports and ESPN ... Ranked as the No. 16 WR in the country & No. 4 player in Tennessee by Rivals.

	REC	YDS	TD
2019	7	126	0
Totals	7	126	0

15 T.Q. Jackson ||| 6-4, 197, Fr.

Four-star prospect by Rivals ... Rated as the No. 42 wide receiver in the country and No. 41 overall player in the state of Texas by Rivals ... Recorded a team-best 797 receiving yards on 38 receptions with 11 TDs at Jefferson High School.

	REC	YDS	TD
2019	-	-	-
Totals	-	-	-

GAME 3: COLORADO STATE

IN DEPTH CHART: DEFENSE

	U-A-T	TFL	SACK
2019	4-6-10	2-0-11	15-10
2018	3-10-13	15-3	0-0-0
2017	1-0-1	0-0-0	0-0-0
Totals	8-16-24	35-14	15-10

6 Gabe Richardson ||| 6-3, 240, Sr.

Seven stops, one sack at OM ... Three tackles, half-a-sack vs. PSU ... Started first two games of 2018 at DE, played in 11 ... Had TFLs in each of the first two games ... Recovered a fumble vs. UNT (9/15/18) ... First career start 9/8/18.



DE

	U-A-T	TFL	SACK
2019	3-1-4	0-0-0	0-0-0
Totals	3-1-4	0-0-0	0-0-0

56 Zach Williams ||| 6-4, 224, Fr.

Saw action at OM & against PSU ... Recorded four tackles against the Rebels, three solo ... Four-star prospect by 247Sports & ESPN ... Ranked 4th in Arkansas by 247Sports & ESPN ... Son of Arkansas LB Rickey Williams (1984-87).



DT

	U-A-T	TFL	SACK
2019	5-4-9	3-0-11	2-0-9
2018	19-26-45	10-0-44	45-25
2017	15-22-37	75-33	25-19
2016	8-19-27	55-23	25-13
Totals	47-71-118	26-0-111	115-66

3 McTelvin Agim ||| 6-3, 300, Sr. > Preseason third-team All-SEC, Bednarik Watch List

TFL at OM ... Paced ARK in tackles (6) & sacks (2.0) vs. PSU ... Led the team in TFLs (10.0) & QBH (11) in 2018 ... First Razorback with double-digit TFLs since Deatrich Wise Jr. (2015) ... Team-best 3 FF, 2 at CSU on 9/8/18.



DT

	U-A-T	TFL	SACK
2019	1-2-3	0-0-0	0-0-0
2018	1-0-1	0-0-0	0-0-0
Totals	2-2-4	0-0-0	0-0-0

93 Isaiah Nichols ||| 6-3, 277, R-Fr.

Three tackles at OM ... Saw action vs. PSU ... Played in three games in 2018 as a true freshman, totaling 45 snaps ... Recorded a tackle in the season opener vs. Eastern Illinois (9/1/18), a solo stop ... Rated No. 6 player in Arkansas by ESPN.



DT

	U-A-T	TFL	SACK
2019	0-2-2	0-0-0	0-0-0
2018	10-16-26	35-10	15-6
2017	10-16-26	15-3	0-0-0
2016	1-3-4	4-0-17	2-0-15
Totals	21-37-58	9-0-30	35-21

52 TJ Smith ||| 6-3, 293, Sr. > Wuerffel Watch List

One stop each in both starts ... 10 starts in 2018 ... Inaugural recipient of Broyles Razorback Award from HC Chad Morris ... SEC Community Service Team/Leadership Council ... Had a tackle in all but one game last year.



DT

	U-A-T	TFL	SACK
2019	3-0-3	1-0-1	0-0-0
2018	4-10-14	0-0-0	0-0-0
2017	2-4-6	0-5-0	0-0-0
Totals	9-14-23	1-5-1	0-0-0

42 Jonathan Marshall ||| 6-3, 299, Jr.

Two stops, one TFL at OM ... Had a tackle & QBH vs. PSU ... Played in 11 games in 2018 ... Totaled 363 snaps, including 286 on the d-line ... Posted four multi-tackle games, with three stops vs. Tulsa (10/20/18) & Mississippi State (11/17/18).



DE

	U-A-T	TFL	SACK
2019	3-1-4	0-0-0	0-0-0
Totals	3-1-4	0-0-0	0-0-0

11 Mataio Soli ||| 6-4, 239, Fr.

Started at DE opposite Richardson at OM ... Three stops vs. Rebels ... Recorded solo stop vs. PSU ... Four-star prospect - Rivals & 247Sports ... Son of former Arkansas D-Lineman Junior Soli (1992-95).



LB

	U-A-T	TFL	SACK
2019	0-0-0	0-0-0	0-0-0
Totals	0-0-0	0-0-0	0-0-0

13 Collin Clay ||| 6-5, 285, Fr.

Saw action at OM ... Four-star prospect by Rivals and 247Sports ... Rated as the No. 20 strongside defensive end in the country & No. 2 in Oklahoma by Rivals ... Racked up 62 tackles, three sacks and 5.5 TFLs as Sr. at Putnam City HS.



LB

	U-A-T	TFL	SACK
2019	3-2-5	1-0-7	1-0-7
2018	9-15-24	0-0-0	0-0-0
2017	3-0-3	0-0-0	0-0-0
Totals	15-17-32	1-0-7	1-0-7

27 Hayden Henry ||| 6-2, 226, Jr.

Four stops at OM ... Sack vs. PSU ... Played in all 12 games in 2018, one start ... Season-high 8 stops vs. LSU (11/10/18) ... Brother Hudson (freshman TE) on team ... Brother Hunter (Mackey Winner) & dad Mark (C) played at Arkansas.



LB

	U-A-T	TFL	SACK
2019	0-0-0	0-0-0	0-0-0
2018	1-4-5	0-5-2	0-0-0
2017	3-3-6	0-0-0	0-0-0
Totals	4-7-11	0-5-2	0-0-0

22 Deon Edwards ||| 6-1, 220, Jr.

Saw action on special teams vs. PSU & OM ... Played in all 12 games last year, primarily on special teams ... Recorded his lone half-tackle-for-loss against EIU ... Had two stops vs. EIU & at CSU a week later ... Also one vs. UNT.




CB

	U-A-T	TFL	SACK
2019	3-6-9	0-5-1	0-0-0
2018	62-56-118	9-0-23	2-0-11
2017	66-49-115	85-25	35-18
2016	16-19-37	2-0-8	1-0-6
Totals	149-130-279	20-0-57	65-35

8 De'Jon Harris ||| 6-0, 245, Sr. > Preseason second-team All-SEC, Butkus Watch List

Six tackles at OM ... Led the SEC in tackles (118) in 2018 ... Career-high 16 stops 9/29/18 ... 7 double-digit tackle games in 2018 - SEC-best ... All-SEC 2nd Team in 2018 (AP) ... 100+ stops in back-to-back years - 7th Hog to do so.




LB

	U-A-T	TFL	SACK
2019	3-3-6	1-0-4	0-0-0
2018	8-16-24	25-4	0-0-0
2017	22-16-38	25-15	1-0-9
Totals	33-35-68	7-0-23	1-0-9

31 Grant Morgan ||| 5-11, 229, Jr.

Four stops & a TFL vs. PSU ... Played in all 12 games last year ... Totaled 299 snaps, 110 on defense ... Posted at least a half-a-tackle for loss in each of the first three games ... Had stops in seven of the last eight games.




LB

	U-A-T	TFL	SACK
2019	9-6-15	1-0-2	0-0-0
2018	14-15-29	25-4	0-0-0
Totals	23-21-44	35-6	0-0-0

10 Bumper Pool ||| 6-2, 228, So.

Led team in tackles both games - 9 at OM, 1 TFL ... Started four of 10 games at WLB in 2018 ... Season-high 10 tackles vs. VU, including 1.0 for loss ... Recovered a fumble vs. EIU (9/1/18) - 60 yd return ... First start 9/8 ... Blocked FG vs. EIU.




SS

	U-A-T	TFL	SACK
2019	3-2-5	0-0-0	0-0-0
2018	19-7-26	2-0-11	1-0-8
2016	1-0-1	0-0-0	0-0-0
Totals	23-9-32	2-0-11	1-0-8

36 D'Vone McClure ||| 6-2, 219, Jr.

Three stops, a PBU & breakup vs. PSU ... Moved to linebacker from nickel back ... Started six of 12 games in 2018 ... Forced fumble vs. EIU ... Played baseball in HS - drafted by Cleveland Indians in 4th round of 2012 MLB Draft.




FS

	U-A-T	TFL	INT
2019	3-0-3	0-0-0	0-0-0
2018	8-1-9	0-0-0	0-0-0
Totals	11-1-12	0-0-0	0-0-0

21 Montaric Brown ||| 6-0, 187, So.

Two tackles in start vs. PSU ... Played in 11 games in 2018 as a redshirt-freshman ... Totaled 203 defensive snaps last year ... Posted a season-best five unassisted tackles in the season finale at Missouri ... First career start vs. Tulsa.




CB

	U-A-T	TFL	INT
2019	0-0-0	0-0-0	0-0-0
Totals	0-0-0	0-0-0	0-0-0

23 Devin Bush ||| 6-0, 203, Fr.

Saw action in the SEC opener at Ole Miss ... Four-star prospect by Rivals, 247Sports and ESPN ... Ranked as the No. 16 cornerback in the country by ESPN ... Ranked 219 in ESPN's Top 300 ... Three-year letterwinner at Edna Karr HS.



CB

	U-A-T	TFL	INT
2019	10-3-13	2-0-9	1-29
2018	27-26-53	0-0-0	0-0-0
2017	32-14-46	0-0-0	0-0-0
Totals	69-43-112	2-0-9	1-29

2 Kamren Curl ||| 6-2, 198, Jr. > Preseason third-team All-SEC

69-yd fumble rec. TD at OM (first career) ... First INT & sack (2.0) of career vs. PSU ... Started all 11 games he played in last year at SS ... Forced fumble vs. UNT (9/15/18) ... Season-high nine tackles at Auburn on 9/22/18, four solo in game.



FS

	U-A-T	TFL	INT
2019	4-1-5	0-0-0	0-0-0
2018	1-4-5	0-0-0	0-0-0
Totals	5-5-10	0-0-0	0-0-0

18 Myles Mason ||| 6-2, 203, So.

Five tackles, four solo, vs. PSU ... Played in nine games in 2018 ... Totaled 106 snaps last year ... Posted five tackles, one solo, spread out over four games ... His multi-tackle game came at Missouri on 11/23/18, including his lone solo stop.

	U-A-T	TFL	INT
2019	6-2-8	0-0-0	1-20
2018	6-5-11	0-0-0	0-0-0
Totals	12-7-19	0-0-0	1-20


7 Joe Foucha ||| 5-11, 198, So.

Fumble rec. at OM ... Game-ending INT vs. PSU ... Also had two PBUs vs. Vikings ... Played in nine game in 2018, starting last game at Missouri ... Had seven tackles over the last two games of the year, four at Mississippi State 11/17/18.

	U-A-T	TFL	INT
2019	0-0-0	0-0-0	0-0-0
Totals	0-0-0	0-0-0	0-0-0

1 Jalen Catalon ||| 5-10, 196, Fr.

Saw action in the SEC opener at Ole Miss ... Four-star prospect by Rivals, 247Sports and ESPN ... Ranked 20th in the nation at the safety position by Rivals ... Four-year letterwinner at Mansfield Legacy HS ... Also played



CB

	U-A-T	TFL	INT
2019	1-0-1	0-0-0	1-0
2018	21-4-25	0-0-0	0-0-0
Totals	22-4-26	0-0-0	1-0

4 Jarques McClellion ||| 6-0, 175, So.

Diving INT vs. PSU - first career pick ... Played in all 12 games, starting nine as a redshirt-freshman ... Season-high five tackles, all solo, against Ole Miss in Little Rock ... Team-high seven PBUs in 2018.

	U-A-T	TFL	INT
2019	0-0-0	0-0-0	0-0-0
2018	0-0-0	0-0-0	0-0-0
Totals	0-0-0	0-0-0	0-0-0

24 LaDarrius Bishop ||| 6-0, 193, R-Fr.

Saw action on special teams vs. PSU ... Played in two games last year as a true freshman ... Saw action vs. North Texas on 9/15/18 & LSU on 11/10/18 ... Totaled four snaps, three in punt return and one in defensive coverage vs. LSU.

RAZORBACK TRENDS

	2019	Morris	Streak
Overall	1-1	17-33	L1
At Home	1-0	13-14	W1
On the Road	0-1	4-17	L6
Neutral	0-0	0-2	L4
August	1-0	1-0	W2
September	1-5	8-11	L5
October	1-3	5-10	L1
November	0-3	3-12	L4
December-January	0-0	0-0	L1
vs. SEC	0-1	0-9	L10
vs. Non-Conference	1-0	9-8	W2
vs. Ranked Opponents	0-0	1-13	L9
Record in Games...			
Decided by 7 pts or less	1-0	5-8	W1
Decided by 3 pts or less	0-0	2-3	W4
During the day	1-0	7-18	W1
At night	0-1	9-15	L7
Record When Scoring...			
Less than 21 points	1-1	1-14	L1
21+ points	0-0	16-19	L1
30+ points	0-0	14-12	L3
40+ points	0-0	8-5	W2
50+ points	0-0	4-0	W3
Record When Allowing...			
Less than 14 points	1-0	3-0	W13
Less than 21 points	0-0	5-0	W9
21+ points	0-1	10-33	L12
Record When...			
Scoring first	0-0	11-14	L1
Opponents score first	1-1	6-19	L1
Leading after the 1Q	1-0	12-9	W1
Trailing after the 1Q	0-1	2-20	L9
Tied after the 1Q	0-0	3-4	L1
Leading at halftime	1-0	16-3	W2
Trailing at halftime	0-1	1-29	L9
Tied at halftime	0-0	0-1	--
Leading after the 3Q	1-0	13-2	W2
Trailing after the 3Q	0-1	4-31	L11
Tied going into the 4Q	0-0	0-0	--
In overtime games	0-0	1-1	L1
Record With...			
Less than 300 yards total offense	0-0	0-8	L11
400+ yards total offense	0-0	14-16	L4
500+ yards total offense	0-0	4-3	W1
Less than 100 yards rushing	0-1	2-11	L4
100+ yards rushing	1-0	15-22	W1
200+ yards rushing	1-0	10-7	W1
300+ yards rushing	0-0	2-1	L1
Less than 200 yards passing	1-0	4-10	W1
200+ yards passing	0-1	13-23	L5
300+ yards passing	0-1	6-7	L1
400+ yards passing	0-0	0-1	L2
A 100-yard rusher	1-0	9-10	W1
2+ 100-yard rushers	0-0	2-0	W8
Record When Allowing...			
Less than 200 total yards	0-0	0-0	W6
200+ total yards	1-1	17-33	L1
300+ total yards	0-1	12-31	L10
400+ total yards	0-1	7-25	L8
Less than 100 rush yards	1-0	7-3	W1
100+ rush yards	0-1	9-31	L5
200+ rush yards	0-1	4-24	L8
Less than 200 pass yards	1-0	8-11	W1
200+ pass yards	0-1	9-22	L7
300+ pass yards	0-0	5-10	L3
400+ pass yards	0-0	2-4	L2
A 100-yard rusher	0-0	2-19	L6
Record When Having...			
No turnovers	0-0	7-3	W3
Less than 3 turnovers	1-1	14-22	L1
3 or more turnovers	0-0	2-10	L15
No takeaways	0-0	1-8	L4
Less than 3 takeaways	0-1	10-27	L5
3 or more takeaways	1-0	7-6	W3
Win turnover battle	1-1	13-8	L1
Lost turnover battle	0-0	2-20	L8
Turnovers even	0-0	2-5	W1
More than 30:00 TOP	1-0	12-15	W1
Less than 30:00 TOP	0-1	5-18	L6

RAZORBACK NOTEBOOK

QUICK HITS

- The 2019 season marks the 126th for the Arkansas football program and second under head coach Chad Morris.
- This year marks the 150th season of college football, as teams across the country will don the 150 patch on their right shoulders, while the SEC is commemorating the occasion with a look back at each program's top 10 moments, as well as the top 10 moments in SEC history.
- With Rakeem Boyd's 114-yard performance against Portland State, Arkansas has had at least one player record 100 rushing yards in a game in each of the last 36 years.
- The Razorbacks returned to a natural-grass playing surface at Donald W. Reynolds Razorback Stadium for the first time since 2009.
- Fifty-two of the 68 returners saw action in at least one game last season.
- Forty-six student-athletes on the 2019 roster are from inside the state's borders, with four from Fayetteville - Ty Clary, Elias Hale, Ty Clary and Cheyenne O'Grady.
- Fifteen different states are represented on this year's roster.
- Five true freshman have started a game this season - Greg Brooks Jr. (NB), Treyton Burks (WR), Trey Knox (WR), Mataio Soli (DE) and Ricky Stromberg (LG).
- Ten different receivers caught a pass in Saturday's game against the Rebels, the most by a Razorback offense since 10 against Alabama on Oct. 6, 2018.

TAKE ON ME

Through two games this season, the Razorbacks have produced five takeaways, which ranks third in the SEC and 14th in the country. In the first game of the year, Arkansas racked up three interceptions, all from different defenders in Kamren Curl, Joe Foucha and Jacques McClellion. Curl & Foucha were responsible for both of Arkansas' takeaways at Ole Miss on Saturday, this time coming via fumbles. Foucha recovered a loose ball from QB Matt Corral in the third quarter, while Curl ripped the ball free from RB Octavious Cooley early in the fourth quarter and returned it 69 yards for a touchdown. Arkansas' turnover margin of +3 also ranks third in the conference and is good for 12th among FBS teams.

- Arkansas' performance against Portland State marked the first time since Nov. 22, 2014, the Razorbacks had recorded three interceptions in a game, doing so in a 30-0 win over Ole Miss.
- All three of the INTs in both of those games came from three different Arkansas defenders.
- Arkansas is one of eight schools in the country to have recorded three or more interceptions during week one of the 2019 season.
- It was the first fumble recovery for a TD on the defensive side of the ball since Briston Guidry against Eastern Illinois in the 2018 season opener.
- Foucha and Curl are the first Razorbacks to record a takeaway in back-to-back games since Kevin Richardson in 2017, when he accomplished the feat in three consecutive games.

CATCH ME IF YOU KAM

Junior safety Kamren Curl's presence has been felt all over the field in the first two games of the 2019 season. Curl recorded the first interception of the season for the Razorbacks, the first of his career, in the second quarter against Portland State to put Arkansas in the red zone. He also recorded two sacks, both solo, during Portland State's second and fourth drives of the game. He finished the contest with five tackles, four unassisted stops, for his 12th career game of five or more tackles. Pro Football Focus (PFF) rated him as Arkansas' top defender against Portland State with an overall grade of 83.2, including coverage and QB pressure marks of 84.9 and 81.0, respectively, all career-bests from the outlet. Against Ole Miss, he finished second on the team in stops with eight, including six solo, while forcing and recovering a fumble in the fourth quarter, housing it for a 69-yard return to make it a one-score game. It was his first career fumble recovery and second forced fumble of his collegiate career. Curl is the only player in the SEC with an interception, sack & fumble recovery this season.

POOL PARTY

Sophomore linebacker Bumper Pool has led the team in total tackles in both games this season, increasing his season total to 15 tackles. Pool was one off a career-best in stops against Ole Miss on Saturday, racking up nine, including seven solo, with one tackle for loss. He ranks fourth among SEC linebackers in total tackles through the first two weeks of the year. He recorded the team's best tackling grade from PFF against the Rebels with a mark of 85.0 over 55 snaps of action. In the season opener against Portland State, Pool put together the top quarterback pressure grade from PFF at 78.0.

Ben Hicks (left) and **Nick Starkel** (right) bring a wealth of knowledge both on and off the field to the quarterback room and look to help the Arkansas offense take the next step toward Chad Morris' up-tempo vision.



RAZORBACK NOTEBOOK

NOT YOUR AVERAGE JOE

Sophomore safety Joe Foucha may have only had one tackle to show for his performance against Portland State, but he came up big in coverage, earning the third best mark on the team from PFF in the category. He finished the contest with two pass breakups and an interception, coming in the game's final moments to help seal the victory over the Vikings. Foucha upped his tackle numbers to seven against Ole Miss, six solo, while recovering a fumble on a QB run in the third quarter. It was his first fumble recovery of his career and the first by a Razorback in 2019. After summer workouts, Foucha was recognized by head coach Chad Morris with the PAT award, given to the player who has shown passion, attitude and trust throughout all phases of their day-to-day work.

NICK @ NITE

Junior grad transfer Nick Starkel began the second half at quarterback on Saturday against the Rebels, finishing out the game at the spot. He put together a 17-for-24 line, throwing for 201 yards and a touchdown. He connected with sophomore Koilan Jackson on a six-yard pass in the fourth quarter for the first passing TD of the season for Arkansas. Combined with Hicks' 98

HOG TRACKER

- DeJon Harris needs 51 more tackles to tie for 10th on the Arkansas career tackles list (330).
- McTelvin Agim is 7 tackles for loss away from 10th on the Arkansas career TFL list (33).
- Agim also needs 5.0 sacks to tie for 10th in career sacks at Arkansas (16.5).
- If Connor Limpert makes seven more field goals, he'll be tied for 7th in the career FGM list at Arkansas (37).
- Limpert needs three field goal attempts to crack the top 10 in career attempts at Arkansas (40).
- Devwah Whaley sits at four career 100-yard rushing games at Arkansas. A fifth would make him the 25th Razorback with five in a career.
- Another 100-yard rushing performance from Rakeem Boyd would give him four, making him the 25th Razorback to post four 100-yard games over a career.
- A 300-yard passer would be the first since 2017 and make it four of the last five years Arkansas has had a QB throw for 300 in a game.
- A 100-yard receiver would make 13 consecutive years Arkansas has had at least one player record 100 receiving yards in a game.

yards, the duo helped Arkansas pass for 300 yards for the first time since last year's season opener against Eastern Illinois (353). Starkel graduated from Texas A&M after a career in College Station with 1,962 passing yard and 14 touchdowns over two years, which featured two games of 400+ passing yards against New Mexico and Wake Forest in the Belk Bowl.

BEN THERE BEFORE

Senior Ben Hicks started each of the first two games of the 2019 season after transferring from SMU at the conclusion of the 2018 season. Hicks began his collegiate career with Morris and offensive coordinator Joe Craddock, earning Honorable Mention Freshman All-American (Campus Insiders), an Athlon Sports All-AAC fourth team member, earned various weekly awards and set the school's single-season & career touchdowns records. Hicks left SMU as the all-time leader in passing yards (9,081), total offense (8,977), touchdown passes (71), touchdowns responsible for (74), completions (718) and 300-yard passing games (12). He kicked off his Razorback career with a 14-for-29 line, throwing for 143 yards, while connecting with seven different receivers. Hicks was the first graduate transfer quarterback to start for the Razorbacks since Ryan Mallett in 2009. Against the Rebels, he went 7-of-16 for 98 yards over the first two quarters, as the Razorbacks posted 137 yards of total offense in the first half.

DOUBLE ORDER

Ten different receivers caught a pass on Saturday night in Oxford, six with multi-reception performances. It was the first time since Oct. 6, 2018, against Alabama that 10 players hauled in a pass in a game. Leading the charge were freshman Trey Knox and sophomore Mike Woods, who put up nearly identical totals, combining for 12 receptions and 172 yards through the air. Knox picked up the longest offensive play of the night on a 49-yard pass from Hicks in the second quarter, finishing with six catches for 88 yards. It was the most receiving yards by a Razorback this season. Woods hauled in his longest play of the game in the fourth quarter on a 45-yard toss from Starkel, ending the evening with a career-best six catches for 84 yards.

SPLASH

Senior defensive tackle McTelvin "Sosa" Agim moved from defensive end and didn't miss a beat in the season opener against Portland State, racking up a team-high six tackles, two for loss, including two sacks in the victory. It was the second time in his career he's recorded 2.0 sacks in a game, doing so against Tulsa (10/20) on homecoming last season. He's the first Razorback since Trey Flowers (2012-13) to produce a game with 2.0 or more sacks in back-to-back seasons. Agim now has 11.5 sacks over his collegiate career, moving him within 5.0 sacks of cracking the career sacks top-10 at Arkansas. He was one of three in the conference with 2.0 sacks after week one action. He added three tackles against the Rebels, including a tackle for loss. His total of 26 tackles for loss puts him seven away from writing his name into the Arkansas record books at 10th on the school's career list.

CAREER 100-YARD RUSHING GAMES

Rakeem Boyd • Jr. • RB (4)
114, Portland State, 2019
113, Vanderbilt, 2018
109, Ole Miss, 2018
102, Alabama, 2018

Devwah Whaley • Sr. • RB (4)
165, at Colorado State, 2018
135, Alcorn State, 2016
119, New Mexico State, 2017
112, at Mississippi State, 2016

T.J. Hammonds • R-Jr. • RB (1)
119, Coastal Carolina, 2017

Chase Hayden • Jr. • RB (1)
120, Florida A&M, 2017

CAREER 100-YARD RECEIVING GAMES

Jordan Jones • Jr. • WR (2)
132, Eastern Illinois, 2018
122, Missouri, 2017

CAREER 400-YARD PASSING GAMES

Nick Starkel • Jr. • QB (2)
499, Wake Forest, 2017
416, New Mexico, 2017

CAREER 300-YARD PASSING GAMES

Ben Hicks • Sr. • QB (12)
397, Houston, 2017
380, USF, 2016
375, Tulane, 2017
344, Memphis, 2018
338, Tulsa, 2017
331, Navy, 2016
328, Cincinnati, 2018
319, Tulsa, 2018
318, Houston, 2018
312, North Texas, 2017
305, TCU, 2017
302, Tulane, 2016

Nick Starkel • Jr. • QB (2)
499, Wake Forest, 2017
416, New Mexico, 2017

CAREER 15-TACKLE GAMES

DeJon Harris • Sr. • LB (1)
16, Texas A&M, 2018

CAREER MULTI-FORCED FUMBLES GAMES

McTelvin Agim • Sr. • DL (2)
2, Colorado State, 2018
2, Mississippi State, 2017

2019 HONORS

McTelvin Agim • Sr. • DL (4)
Bednarik Award Watch List
Preseason All-SEC Third Team (Coaches)
Preseason All-SEC Third Team (Media)
Pro Football Focus SEC Team of the Week - Week 1

Rakeem Boyd • Jr. • RB (2)
Earl Campbell Tyler Rose Award Watch List
Doak Walker Award Watch List

Greg Brooks Jr. • Fr. • DB (1)
FWAA Preseason Freshman All-American Watch List

Treyton Burks • Fr. • WR (1)
ESPN Preseason Freshman All-American

Kamren Curl • Jr. • DB (2)
Preseason All-SEC Third Team (Coaches)
Pro Football Focus SEC Team of the Week - Week 1

DeJon Harris • Jr. • LB (3)
Butkus Award Watch List
Preseason All-SEC Second Team (Coaches)
Preseason All-SEC Second Team (Media)

Trey Knox • Fr. • WR (1)
FWAA Preseason Freshman All-American Watch List

Connor Limpert • Sr. • K (1)
Lou Groza Award Watch List

Cheyenne O'Grady • Sr. • TE (1)
Mackey Award Watch List

T.J. Smith • Sr. • DL (1)
Wuerffel Trophy Watch List

Devwah Whaley • Sr. • RB (1)
Doak Walker Award Watch List

RAZORBACKS IN THE NFL

#PRHOGS

As of Sept. 8, 2019

Name	Pos.	NFL Team
Brandon Allen	QB	Denver Broncos
Trey Flowers	DE	Detroit Lions
*Hjalte Froholdt	OL	New England Patriots
Dre Greenlaw	LB	San Francisco 49ers
Hunter Henry	TE	Los Angeles Chargers
*Cody Hollister	WR	Tennessee Titans
*Bijon Jackson	DT	Carolina Panthers
*Jeremiah Ledbetter	DT	Tampa Bay Buccaneers
Mitchell Loewen	DE	Detroit Lions
Jason Peters	OL	Philadelphia Eagles
Frank Ragnow	OL	Detroit Lions
*Randy Ramsey	LB	Green Bay Packers
*Dan Skipper	OL	New England Patriots
Chris Smith	DE	Cleveland Browns
Jeremy Sprinkle	TE	Washington Redskins
Armon Watts	DL	Minnesota Vikings
Jonathan Williams	RB	New Orleans Saints
Deatrich Wise Jr.	DE	New England Patriots
Jarius Wright	WR	Carolina Panthers

* Reserve/Injured // ^ Practice Squad

ACTIVE CAREER LEADERS

TACKLES

Rank	Player, Class	Tackles
1.	De'Jon Harris, Sr.	279
2.	McTelvin Agim, Sr.	118
3.	Kamren Curl, Jr.	112
4.	Grant Morgan, Jr.	71
5.	T.J. Smith, Sr.	58

TACKLES FOR LOSS

Rank	Player, Class	TFL
1.	McTelvin Agim, Sr.	26.0
2.	De'Jon Harris, Sr.	20.0
3.	TJ Smith, Sr.	9.0
4.	Grant Morgan, Jr.	7.0

SACKS

Rank	Player, Class	Sacks
1.	McTelvin Agim, Sr.	9.5
2.	De'Jon Harris, Sr.	6.5
3.	T.J. Smith, Sr.	3.5

INTERCEPTIONS

Rank	Player, Class	INTs
1.	Kamren Curl, Jr.	1
	Joe Foucha, So.	1
	Jarques McClellion, So.	1

RUSHING

Rank	Player, Class	Yards
1.	Devwah Whaley, Sr.	1,552
2.	Rakeem Boyd, Jr.	915
3.	Chase Hayden Jr.	599

RECEPTIONS

Rank	Player, Class	Receptions/Yards
1.	Cheyenne O'Grady, Sr.	57/640
2.	Deon Stewart, Sr.	57/616
3.	Jordan Jones, Jr.	38/592
4.	Mike Woods, So.	29/320
5.	Devwah Whaley, Sr.	24/302



RAZORBACK NOTEBOOK

WELCOME BACK, CJ

Senior tight end Cheyenne O'Grady returned to the field after missing week one with an injury. He immediately made an impact with three catches going for 45 yards, as all three receptions went for first downs to extend the Arkansas offensive drives. With his performance, he became Arkansas' active career reception (57) and receiving yards (640) leader. He posted the team's top receiving grade from PFF at 76.0.

4 FOR 5

Junior running back Rakeem Boyd put together a strong showing in the season-opening victory over Portland State. The Houston, Texas, native tallied 114 rushing yards on 18 carries, while also reeling in three receptions for 22 yards for a total of 136 all-purpose yards in the contest. It was his highest rushing yard total since arriving on the Hill from Independence CC and the second-most combined yardage day behind a 145-yard performance against Ole Miss in 2018 that featured 109 rushing yards on seven first-quarter carries. Boyd's 114 yards vs. PSU was the first time he's rushed for over 100 yards in a non-conference game and the fourth time as a Razorback to go over 100 yards in a game on the ground. He is one of 29 Arkansas running backs all time to record four 100+ yard rushing performances while playing for the school, joining senior teammate Devwah Whaley. Boyd's 100-yard game on Saturday gave Arkansas its 36th consecutive season with at least one 100-yard rusher. Arkansas has a total of 10 100-yard performances currently on its roster split between Boyd (four), Whaley (four) and juniors T.J. Hammonds (one) and Chase Hayden (one). Boyd and Whaley began the year on the Doak Walker Award Watch List presented to the top running back in the country, Whaley's second consecutive preseason honor, while Boyd was also named to the Earl Campbell Tyler Rose Award Watch List, given to the top player in college football from the state of Texas. Hayden made the Doak Walker list prior to the 2018 season.

NEW 11

Arkansas trotted out an entirely new starting 11 on offense from the previous year's season opener against Portland State. Nine of the first game starters in 2018 have exhausted their time in an Arkansas uniform, while left guard Kirby Adcock and running back Devwah Whaley return to this year's squad. Of the 132 starting spots on offense last year, only 57 were filled by returning student-athletes. It was the first time in at least 30 years Arkansas has had an entirely new starting lineup on the offensive side of the ball.

YOU'RE GONNA GO FAR, KID

The Razorbacks started three true freshmen in the 2019 opener, two on offense in wide receivers Treyton Burks & Trey Knox, and the other on defense in defensive back Greg Brooks Jr. A total of 11 freshmen saw playing time against the Vikings, combining for four catches & 90 yards, as well as a tackle and a quarterback hurry on defense. In the first conference game of the year, five true freshmen started and 14 played, adding defensive end Mataio Soli and offensive lineman Ricky Stromberg as starters. Last season, 27 starting spots over the course of the season went to freshmen.

THE YOUTH OF A NATION

The Razorbacks got a lot of production out of the young players on the roster last season, which included 75 underclassmen, the second-most in the SEC. With 75 underclassmen on the roster, that equated to 62 percent of the Razorbacks' roster as freshmen and sophomores.

Fast-forward to 2019 and the Razorbacks have 53 freshmen and 76 total underclassmen on this year's roster, equaling 63 percent as freshmen & sophomores and 43 percent just freshmen. Arkansas is one of 39 schools in the FBS with freshman making up 40+ percent of the roster heading into the new season and one of three SEC schools with that distinction (Alabama and Tennessee). Arkansas has the 10th-most freshman among all FBS schools on its roster heading into the 2019 campaign.

FBS SCHOOLS WITH THE MOST FRESHMEN

78	Nebraska	62	Oklahoma State	54	Georgia Southern
64	UCLA	60	Kansas State	53	Arkansas
63	Coastal Carolina	57	Alabama	53	Cincinnati
63	Virginia	55	Georgia Tech	53	Georgia

INAUGURAL BROYLES RAZORBACK AWARD RECIPIENT

At a recent team meeting, head coach Chad Morris unveiled a new honor to be given to a senior every year on the third Saturday of fall camp. The award is named after legendary Arkansas coach & athletic director Frank Broyles and is presented to the player who best exemplifies what Coach Broyles stood for. It was a no-brainer for the first recipient of the award, as T.J. Smith was recognized on Aug. 17 to be this year's honoree. Smith will wear a decal on the back of his helmet during the 2019 season that represents Coach Broyles.

Smith, the Moultrie, Georgia, native, has served alongside several organizations to help better the Fayetteville and Arkansas communities. He has participated in Lift Up America, visited with Boys & Girls Club children at post-practice events, worked with Blue Cross Blue Shield to help pack meals for families in need for the Fearless Food Fight and has visited Arkansas Children's Northwest Hospital multiple times to lift the spirits of sick children. He has also worked diligently in the classroom, earning First-Year SEC Academic Honor Roll accolades for the 2015-16 athletic year and was also awarded Fall Academic Honor Roll status by the conference after the 2017 and 2018 football seasons. He has also served on the SEC Leadership Council and was named to the SEC Community Service Team during the spring. He is also a graduate of the Walton College of Business in accounting.



RAZORBACK NOTEBOOK

LEFT IS RIGHT

Senior kicker Connor Limpert picked up where he left off last season, connecting on two field goals against Portland State. The left-footed kicker nailed attempts from 34 and 25 yards in the first and fourth quarters, respectively, to help propel the Razorbacks to a 1-0 start to the season. He connected on a 36-yard field goal on the road at Ole Miss on Saturday. The Lou Groza Award semifinalist is now sits along at eighth in career field goals made with 30 made in 36 attempts. He entered the 2019 campaign with a career field goal percentage of 81.8, which now sits at 81.1 (30-of-37) and leads all Arkansas kickers. Limpert is one of 40 collegiate kickers on the 2019 Lou Groza Award Watch List.

TIGHT END FACTORY

Arkansas has made it a habit of developing and churning out tight ends, producing numerous collegiate stars and NFL playmakers. Senior Cheyenne O'Grady returns to lead the group after a breakout year in 2018. He led the team in receptions (30) & TDs (6), racking up 400 yards for an average of 13.3 yards per catch after playing in 10 games & starting five. He was the only player on the roster to record multiple TD receptions in two different games, doing so against top-10 opponents in Alabama & LSU. Among TEs, his six TDs tied for first in the nation, he was second in contested catches, third in explosive plays & fourth in the country in targets. He was one of four Arkansas TEs to record a reception during the season, joining Austin Cantrell, Grayson Gunter & Jeremy Patton in doing so. Arkansas was one of just four SEC teams to complete passes to four different tight ends in 2018. Arkansas finished the year ranked second in the country in tight end touchdowns & tied for fourth in the nation in tight end first downs. A strong core surrounds O'Grady and Gunter, including seniors Chase Harrell, Hayden Johnson & Trey Purifoy, junior Blake Kern and freshman Hudson Henry. Against Portland State, the tight ends accounted for four catches and 30 yards, as Gunter hauled in three receptions for 16 yards, while Harrell reeled in one pass and took it 14 yards. O'Grady was the only TE targeted at Ole Miss.

SHIMMER

When the Razorbacks take the field this season, they'll be sporting a new look that gives a nod back to a special era of Arkansas football. Back in July, the Razorback Football Twitter account posted photos of the "throwback" uniforms the team will wear this season as a call-back to an era of one of its greatest players in school history, Darren McFadden. With the word "ARKANSAS" emblazoned across the front of the jerseys and the two solid red stripes that will run down both sides of the pants, the Razorbacks will be donning a look that dates back to 2006 and 2007, McFadden's final two years as a Hog. In 2006, Arkansas logged its first 10-win season since 1989 and earned a berth in the Capital One Bowl. McFadden, just a sophomore, ran for more than 1,600 yards and totaled 14 touchdowns while winning the Doak Walker Award and finishing as the runner-up in the Heisman Trophy voting. In 2007, McFadden had an even better season, totaling more than 1,800 yards and 16 touchdowns. He was a consensus All-American for the second-consecutive year and, once again, won the Doak Walker Award, finished second in the Heisman voting and also added a Walter Camp Player of the Year Award to his trophy case.

TAHOMA 31

Through a collaboration with J.B. Hunt Transport Services, Inc., the new grass featuring Tahoma 31 was transported from Winstead Turf Farms in Arlington, Tenn., beginning installation on August 5. The installation of the playing surface takes DWRRS to natural grass for the first time since 2009 & to its original playing surface beginning in 1938. The Tahoma 31 derives its name from the Native American word, Tahoma, meaning frozen water. In test after test, Tahoma 31 shows its exceptional winter hardiness, tested up to 75 percent more cold tolerant than other bermuda grass varieties. With the additional characteristics of both improved wear tolerance and drought resistance, Tahoma 31 is ideal for sports turf, golf courses and high-quality lawns in the Mid-Atlantic & Transition Zone. The approximately 1800-pound rolls of Matrix turf feature an interwoven mesh support layer that provides strength and stability to the sod without compromise to drainage. The game lines seen on the field were painted robotically. New to DWRRS for the first time in program history will be the introduction of painted-red endzones on the natural grass. The north end zone features the "Arkansas" wordmark, while the south end zone brandishes the "Razorbacks" across its borders.

WEARING THE PATCH

Eight players on the 2019 Arkansas roster are wearing the SEC Graduate Patch this season having already earned their undergraduate degree: DL McTelvin Agim, TE Chase Harrell, LB DeJon Harris, QB Ben Hicks, OL Colton Jackson, LB Grant Morgan, DL TJ Smith and QB Nick Starkel. The special patch on their jersey highlights their academic achievement. The patch features a red and white SEC logo with a "stole" wrapping underneath it emblazoned with the all-important word, "Graduate."



The 82nd football season at **Donald W. Reynolds Razorback Stadium** kicked off against Portland State. Arkansas has played 294 games at the current site, winning more than 64 percent of its contests.



SEC STANDINGS

EASTERN DIVISION

Team	OVR	SEC	Home	Road	Strk
Georgia	2-0	1-0	1-0	1-0	W2
Florida	2-0	0-0	1-0	0-0	W2
Kentucky	2-0	0-0	2-0	0-0	W2
Missouri	1-1	0-0	1-0	0-1	W1
S. Carolina	1-1	0-0	1-0	0-0	W1
Tennessee	0-2	0-0	0-2	0-0	L2
Vanderbilt	0-2	0-1	0-1	0-1	L2

WESTERN DIVISION

Team	OVR	SEC	Home	Road	Strk
Ole Miss	1-1	1-0	1-0	0-1	W1
Alabama	2-0	0-0	1-0	0-0	W2
Auburn	2-0	0-0	1-0	0-0	W2
LSU	2-0	0-0	1-0	1-0	W2
Miss. State	2-0	0-0	1-0	0-0	W2
Texas A&M	1-1	0-0	1-0	0-1	W1
Arkansas	1-1	0-1	1-0	0-1	L1

THIS WEEK IN THE SEC

Saturday, September 14

Arkansas State at Georgia | 11 a.m. | ESPN2
 Kansas State at Mississippi State | 11 a.m. | ESPN
 Chattanooga at Tennessee | 11 a.m. | SEC Network
 Alabama at South Carolina | 2:30 p.m. | CBS
 SE Louisiana at Ole Miss | 3 p.m. | SEC Network
 Colorado State at Arkansas | 3 p.m. | SEC Network
 Florida at Kentucky | 6 p.m. | ESPN
 Lamar at Texas A&M | 6 p.m. | ESPN2
 Kent State at Auburn | 6 p.m. | ESPN2
 Northwestern St at LSU | 6:30 p.m. | SEC Network
 SE Missouri St at Missouri | 6:30 p.m. | SEC Network

NEXT WEEK IN THE SEC

Saturday, September 21

Southern Miss at Alabama | 11 a.m. | ESPN2
 LSU at Vanderbilt | 11 a.m.
 Cal at Ole Miss | 11 a.m.
 Tennessee at Florida | 11 a.m.
 Auburn at Texas A&M | 2:30 p.m. | CBS
 Kentucky at Mississippi State | 3 p.m. | SEC Network
 South Carolina at Missouri | 3 p.m. | SEC Network
 San Jose State at Arkansas | 6:30 p.m. | SEC Network
 Notre Dame at Georgia | 7 p.m. | CBS

All times Central

GAME 3: COLORADO STATE

MISCELLANEOUS OFFENSE STATS

GAMES WITH A RECEPTION

Player	2016	2017	2018	2019	Career
Rakeem Boyd	--	--	9	2	11
Treyton Burks	--	--	--	2	2
Grayson Gunter	1	--	4	1	6
Chase Hayden	--	1	6	2	9
T.J. Hammonds	0	1	3	--	4
Chase Harrell	--	--	1	1	12
Koilan Jackson	--	--	1	1	2
Hayden Johnson	2	3	0	0	5
Jordan Jones	--	9	9	--	18
Trey Knox	--	--	--	2	2
Tyson Morris	--	--	2	2	4
Cheyenne O'Grady	2	9	8	1	20
Deon Stewart	2	10	11	--	23
De'Vion Warren	--	1	2	1	4
Devwah Whaley	5	5	5	1	16
Mike Woods	--	--	8	2	9

5+ RECEPTIONS

Player	2016	2017	2018	2019	Career
Rakeem Boyd	--	--	1	0	1
Chase Hayden	--	0	1	0	1
Jordan Jones	--	--	1	--	1
Trey Knox	--	--	--	1	1
Cheyenne O'Grady	0	0	3	--	3
Deon Stewart	0	2	1	--	3
Mike Woods	--	--	0	2	2

20+ YARD RECEPTION

Player	2016	2017	2018	2019	Career
Rakeem Boyd	--	--	3	0	3
Treyton Burks	--	--	--	3	3
Grayson Gunter	1	--	1	0	2
T.J. Hammonds	0	1	1	--	2
Chase Harrell	--	--	1	0	1
Chase Hayden	--	1	1	0	2
Jordan Jones	--	3	2	--	5
Trey Knox	--	--	--	3	3
Cheyenne O'Grady	2	--	7	1	10
Deon Stewart	--	3	2	--	5
Devwah Whaley	4	1	1	0	6
Mike Woods	--	--	4	2	6

40+ YARD RECEPTION

Player	2016	2017	2018	2019	Career
T.J. Hammonds	0	1	1	0	2
Jordan Jones	--	3	2	0	5
Trey Knox	--	--	--	1	1
Devwah Whaley	1	--	1	0	2
Mike Woods	--	--	0	1	1

FIRST DOWN RECEPTIONS

Player	2016	2017	2018	2019	Career
Rakeem Boyd	--	--	5	2	7
Treyton Burks	--	--	--	4	4
T.J. Hammonds	0	1	2	--	3
Grayson Gunter	0	--	0	1	1
Chase Harrell	--	--	2	1	3
Chase Hayden	--	1	3	0	4
Koilan Jackson	--	--	1	1	2
Hayden Johnson	1	2	0	0	3
Jordan Jones	--	12	6	--	18
Trey Knox	--	--	--	3	3
Tyson Morris	--	--	2	2	4
Cheyenne O'Grady	2	10	21	2	35
Deon Stewart	1	20	7	--	28
De'Vion Warren	--	0	1	0	1
Devwah Whaley	5	3	3	1	12
Mike Woods	--	--	9	6	15

100 YARDS RECEIVING

Player	2016	2017	2018	2019	Career
Jordan Jones	--	1	1	--	2

GAMES WITH A RECEIVING TD

Player	2016	2017	2018	2019	Career
Grayson Gunter	0	--	1	0	1
T.J. Hammonds	0	1	1	0	2
Koilan Jackson	--	--	0	1	1
Jordan Jones	--	3	1	0	4
Tyson Morris	--	--	1	0	1
Cheyenne O'Grady	1	2	4	0	7
Deon Stewart	--	3	0	0	3
De'Vion Warren	--	0	1	0	1
Devwah Whaley	0	1	0	0	1
Mike Woods	--	--	1	0	1

GAMES WITH MULTIPLE RECEIVING TDS

Player	2016	2017	2018	2019	Career
Cheyenne O'Grady	0	0	2	--	2

10+ YARD RUNS

Player	2016	2017	2018	2019	Career
Rakeem Boyd	--	--	22	7	29
T.J. Hammonds	3	9	1	--	13
Chase Hayden	--	9	6	0	15
Ben Hicks	--	--	--	1	1
John Stephen Jones	--	--	1	--	1
Jordan Jones	--	2	0	--	2
De'Vion Warren	--	0	1	3	4
Devwah Whaley	19	12	11	2	44

20+ YARD RUNS

Player	2016	2017	2018	2019	Career
Rakeem Boyd	--	--	9	1	10
T.J. Hammonds	1	4	0	--	5
Chase Hayden	--	2	0	0	2
Jordan Jones	--	2	1	--	3
Devwah Whaley	3	5	1	0	9

RUSHING FIRST DOWNS

Player	2016	2017	2018	2019	Career
Rakeem Boyd	--	--	32	10	42
T.J. Hammonds	4	9	1	--	14
Chase Hayden	--	17	11	2	30
Ben Hicks	--	--	--	1	1
Jordan Jones	--	2	0	--	2
De'Vion Warren	--	0	1	3	4
Devwah Whaley	28	28	21	1	78

100 YARDS RUSHING

Player	2016	2017	2018	2019	Career
Rakeem Boyd	--	--	3	1	4
T.J. Hammonds	0	1	0	0	1
Chase Hayden	--	1	0	0	1
Devwah Whaley	2	1	1	0	4

GAMES WITH A RUSHING TD

Player	2016	2017	2018	2019	Career
Rakeem Boyd	--	--	2	1	3
T.J. Hammonds	1	1	0	0	2
Chase Hayden	--	3	1	0	4
Devwah Whaley	3	6	2	1	12

GAMES WITH MULTIPLE RUSHING TDS

Player	2016	2017	2018	2019	Career
Chase Hayden	--	1	0	0	1

GAME 3: COLORADO STATE

MISC. DEFENSE STATS

DOUBLE-DIGIT TACKLES

Player	2016	2017	2018	2019	Career
De'Jon Harris	1	7	7	0	15

TEAM LEADER IN TACKLES (Ties included)

Player	2016	2017	2018	2019	Career
McTelvin Agim	0	0	0	1	1
Kamren Curl	--	1	1	0	2
De'Jon Harris	2	7	7	0	16
Grant Morgan	--	1	0	0	1
Bumper Pool	--	--	0	2	2

GAMES WITH A SACK (Half sacks included)

Player	2016	2017	2018	2019	Career
McTelvin Agim	3	2	4	1	10
Jamario Bell	0	0	0	1	1
Austin Capps	1	2	0	0	3
Kamren Curl	--	0	0	1	1
De'Jon Harris	1	4	2	0	7
Hayden Henry	--	0	0	1	1
D'Vone McClure	0	1	1	0	2
Gabe Richardson	--	--	0	2	2
T.J. Smith	0	2	2	0	4

MULTIPLE SACKS (1.5 sacks or more)

Player	2016	2017	2018	2019	Career
McTelvin Agim	0	0	1	1	2
Kam Curl	0	0	0	1	1

MONEY PLAYS

NOTE: Money plays are defined as plays resulting in a first down or a touchdown.

Money Rushers

	1st	TD	No	Att
Rakeem Boyd	10	1	11	35
De'Vion Warren	3	0	3	4
Chase Hayden	2	0	2	10
Devwah Whaley	1	1	2	11
Ben Hicks	1	0	1	3
TOTALS	17	2	19	64

1st Down

Money Rushers	1st	TD	No	Att
Rakeem Boyd	4	0	4	18
Devwah Whaley	1	1	2	8
De'Vion Warren	1	0	1	2
TOTALS	6	1	7	33

2nd Down

Money Rushers	1st	TD	No	Att
Rakeem Boyd	4	1	5	13
De'Vion Warren	2	0	2	2
Chase Hayden	1	0	1	4
TOTALS	7	1	8	23

3rd Down

Money Rushers	1st	TD	No	Att
Chase Hayden	1	0	1	2
Rakeem Boyd	1	0	1	2
TOTALS	2	0	2	5

4th Down

Money Rushers	1st	TD	No	Att
Rakeem Boyd	1	0	1	2
Ben Hicks	1	0	1	1
TOTALS	2	0	2	3

Money Receptions

	1st	TD	No	Rec
Mike Woods	6	0	6	11
Treyton Burks	4	0	4	5
Trey Knox	3	0	3	7
Koilan Jackson	1	1	2	2
Tyson Morris	2	0	2	2
Cheyenne O'Grady	2	0	2	3
Rakeem Boyd	2	0	2	4
Chase Harrell	1	0	1	1
Grayson Gunter	1	0	1	3
Devwah Whaley	1	0	1	2
TOTALS	23	1	24	43

1st Down

Money Receptions	1st	TD	No	Rec
Mike Woods	3	0	3	7
Koilan Jackson	1	1	2	2
Trey Knox	1	0	1	4
Treyton Burks	1	0	1	1
Rakeem Boyd	1	0	1	2
TOTALS	7	1	8	18

2nd Down

Money Receptions	1st	TD	No	Rec
Mike Woods	2	0	2	3
Treyton Burks	2	0	2	2
Tyson Morris	1	0	1	1
Grayson Gunter	1	0	1	3
Trey Knox	1	0	1	2
Chase Harrell	1	0	1	1
TOTALS	8	0	8	14

3rd Down

Money Receptions	1st	TD	No	Rec
Cheyenne O'Grady	2	0	2	3
Treyton Burks	1	0	1	2
Mike Woods	1	0	1	1
Devwah Whaley	1	0	1	1
Rakeem Boyd	1	0	1	1
Tyson Morris	1	0	1	1
Trey Knox	1	0	1	1
TOTALS	8	0	8	11

4th Down

Money Rushers	1st	TD	No	Att
TOTALS	--	--	--	--

GAME 3: COLORADO STATE

20+ YARD BREAKDOWN

BY YARDS

Yards	No.	TD
100+	0	0
90-99	0	0
80-89	0	0
70-79	0	0
60-69	1	1
50-59	0	0
40-49	2	0
30-39	3	0
20-29	9	0
TOTAL	15	1

BY TYPE

Type	No.	TD
Rushing	1	0
Passing	9	0
Punt returns	0	0
Kick returns	2	0
Interceptions	2	0
Fumble returns	1	1
Other	0	0
TOTAL	15	1

BY PLAYER

Player	No.	TD	R	P	KR	PR	IR	FR
Trey Knox	3	0	0	3	0	0	0	0
Treyton Burks	3	0	0	3	0	0	0	0
Kamren Curl	2	1	0	0	0	0	1	1
De'Vion Warren	2	0	0	0	2	0	0	0
Mike Woods	2	0	0	2	0	0	0	0
Joe Foucha	1	0	0	0	0	0	1	0
Rakeem Boyd	1	0	1	0	0	0	0	0
Cheyenne O'Grady	1	0	0	1	0	0	0	0
TOTAL	15	1	1	9	2	0	2	1

ARKANSAS 20+ YARD PLAYS

Yards	Type	Player(s)	Opponent
*69	FR	Kamren Curl	Ole Miss
49	Pass	Trey Knox from Ben Hicks	Ole Miss
45	Pass	Mike Woods from Nick Starkel	Ole Miss
38	Pass	Trey Knox from Nick Starkel	Portland State
37	KR	De'Vion Warren	Ole Miss
30	Pass	Mike Woods from Ben Hicks	Ole Miss
29	INT	Kamren Curl	Portland State
26	Pass	Trey Knox from Nick Starkel	Ole Miss
25	Rush	Rakeem Boyd	Portland State
25	Pass	Cheyenne O'Grady from Nick Starkel	Ole Miss
22	Pass	Treyton Burks from Nick Starkel	Ole Miss
20	INT	Joe Foucha	Portland State
20	Pass	Treyton Burks from Ben Hicks	Portland State
20	Pass	Treyton Burks from Ben Hicks	Portland State
20	KR	De'Vion Warren	Ole Miss

* Touchdown scored on play

NEED TO KNOW INFO

Opponent	Captains	Length	Coin Toss	Kick/Receive	Helmet/Jersey/Pants	Attendance	1st Poss.	Opp. 1st Poss.	Result
Portland State	Agim, Harris, Smith, C. Jackson	3:36	ARK	KICK	Cardinal/Cardinal/White	61055	FG	FG	W 20-13
at Ole Miss	Agim, Harris, Smith, Woods	3:17	ARK	KICK	White/White/White	47915	PUNT	PUNT	L 31-17
Colorado State									
San Jose State									
vs. Texas A&M									
at Kentucky									
Auburn									
at Alabama									
Mississippi St.									
WKU									
at LSU									
Missouri									

HEAD COACH CHAD MORRIS



Morris began the second turnaround of his career in his first season with the Razorbacks in 2018. The transition to Morris' system showed the most improvement on the defensive side of the ball in year one. The defense improved in points allowed, rushing defense, total defense and third down conversions from the 2017 season. De'Jon Harris led the Hogs and the Southeastern Conference during the regular season with 118 tackles to become the first Razorback since Martrell Spaight in 2014. Harris' big season earned him All-SEC honors from the Associated Press following the season. The defense also produced two NFL Draft picks in Dre Greenlaw (5th round, San Francisco) and Armon Watts (6th round, Minnesota Vikings).

On the offensive side of the ball, Rakeem Boyd emerged as a steady force in the backfield rushing for a team-high 734 yards. Boyd rebounded from a slow start to his season to run for 423 yards during a four-game stretch in the middle of the year, including three 100-yard games. One of those 100-yard efforts came against Alabama to make Boyd the first Arkansas RB to eclipse 100 yards against the Crimson Tide since Darren McFadden ran for 195 yards in 2007. Cheyenne O'Grady emerged to lead a steady group of tight ends as the Razorbacks were among the nation's leaders in targeting the tight end. O'Grady finished the season leading the Hogs with six touchdowns with 400 yards receiving on a team-high 30 catches. Hjalte Froholdt was Arkansas' rock up front, starting all 12 games at center or guard. He earned All-SEC recognition from the AP prior to being the first Razorback selected in the NFL Draft when New England tabbed him in the fourth round.

Morris and his staff have been relentless recruiters since arriving on the Hill and have started to reap the benefits, reeling in one of the best signing classes in school history in the staff's first full year of recruiting. The 25-man class ranked 23rd in the nation according to the 247Sports composite on the strength of 11 four-star athletes - the most ever in an Arkansas signing class. The Razorbacks were the only team in the country to sign four, four-star wide receivers. Morris and the staff have also reestablished recruiting lines in the state of Texas with six signees coming from the Lone Star State. Morris continued to be a draw to quarterbacks, adding transfer QBs Ben Hicks (SMU) and Nick Starkel (Texas A&M) to the roster with Hicks leading Arkansas through spring practice. Hicks starred for Morris for two seasons with the Mustangs and left SMU as the school's all-time leader in passing yards (9,081), total offense (8,977), TD passes (71), TDs responsible for (74), completions (718) and 300-yard games (12). Starkel comes to Fayetteville with SEC experience having played in 12 games for the Aggies over two seasons, including five starts as a freshman in 2017.

SMU TURNAROUND

During his three seasons at SMU (2015-17), Morris used his Texas recruiting roots & offensive prowess to take the Mustangs from a 1-11 campaign in 2013 before he took over to the program's first bowl bid since 2012 with a 7-5 mark in 2017. Morris' offensive scheme was exactly what SMU needed, increasing the team's scoring output by 16.7 points per game in his first season - the second-largest increase in the nation in 2015. Even more impressive, Morris inherited an offense that ranked last (128th) in the FBS in scoring in 2014 (11.8) & turned it into the nation's eighth-highest scoring offense (40.1) in 2017.

The 2017 SMU offense marked the fourth time and third different program that Morris has either been the head coach or offensive coordinator of that has finished in the top 10 in the FBS in scoring average at more than 40 points per game. The Mustangs are one just two FBS teams that featured a 3,000-yard passer, 1,000-yard rusher and multiple 1,000-yard receivers in 2017. His final SMU squad produced a pair of NFL wide receivers in Courtland Sutton (Denver) and Trey Quinn (Washington). Sutton was picked in the second round and Quinn was Mr. Irrelevant as the final pick of the 2018 NFL Draft. Both Sutton and Quinn saw the field in their rookie seasons with Sutton ranking second on the Broncos' roster with 42 catches and 704 yards with his four scores equaling the team lead.

CLEMSON OFFENSIVE EXPLOSION

Morris' impact during his four years at Clemson as offensive coordinator helped result in a 41-11 record, the 2011 ACC Championship and four bowl berths, including two BCS Orange Bowl appearances. Under Morris' scheme, the Tigers established 127 offensive records (89 individual/38 team) and posted the top three scoring seasons in school history, as well as four of the top five passing seasons at Clemson. The Clemson offense in its second season under Morris with ACC Player of the Year Tajh Boyd at quarterback set school records for total yards per game (512.7) and points per game (41.0), ranking sixth in the nation in scoring and ninth in the nation in total offense. The 2013 squad backed up those numbers with 508.5 yards and 40.2 points per game, figures that ranked ninth and eighth nationally.

Morris' record-setting offense in 2012 and 2013 marked the first time in ACC history that an active member of the conference had averaged more than 40 points per game in back-to-back seasons. Clemson was also one of just two FBS schools with a 3,000-yard passer, 1,000-yard rusher and 1,000-yard receiver every year from 2011-13. For his work, Morris was named AFCA National Assistant Coach of the Year and one of five finalists for National Offensive Coordinator of the Year by 247Sports.com in 2013, and the National Offensive Coordinator of the Year by Rivals.com in 2011.

Morris' offensive brilliance also helped attract and develop some of the best offensive players in Clemson history into current NFL stars. From the 2012 NFL Draft to 2015 NFL Draft, Morris saw seven of his offensive players drafted, including four wide receivers, tied for the most from any school over that span. Included in the quartet of wide receivers drafted were first round picks DeAndre Hopkins (Houston Texans) and Sammy Watkins (Los Angeles Rams). Morris also recruited 2015 All-Americans Deshaun Watson and Shaq Lawson, who both went on to be first round NFL draft picks.

INSTANT IMPACT

After a legendary 16 years as a head coach on the Texas prep level, Morris' collegiate debut came as the associate head coach/offensive coordinator at Tulsa in 2010. In his one season as offensive coordinator working specifically with the quarterbacks, Morris helped the Golden Hurricane average 41.4 points per game, good for sixth nationally, and finish with seven straight wins for a 10-3 record following a 5-7 mark in 2009. Tulsa scored 40 or more points seven times, including 50+ in four games, and finished as one of five FBS teams with over 30 rushing and 30 passing touchdowns.

TEXAS LEGEND

A native of Dallas, Morris became a legend in the state of Texas during his 16 years as a head coach at the high school level, posting a 169-38 record overall and winning back-to-back undefeated state championships in his final two seasons at Lake Travis High School. Over his 16 seasons, Morris led six of his teams to the Texas State Championship game, highlighted by three titles, and he earned Coach of the Year honors 11 times.

Morris earned his bachelor's degree in mathematics with a minor in statistics from Texas A&M University in 1992. He and his wife, Paula, have two children, daughter Mackenzie - who is enrolled in graduate school at Arkansas - and son Chandler.

COACHING HISTORY

2018-Pres.	Arkansas - Head Coach
2015-17	SMU - Head Coach
2011-14	Clemson - Offensive Coordinator/QBs
2010	Tulsa - Associate Head Coach/OC/QBs
2008-09	Lake Travis (Texas) HS - Head Coach
2003-07	Stephenville (Texas) HS - Head Coach
2000-02	Bay City (Texas) HS - Head Coach
1998-99	Elysian Fields (Texas) HS - Head Coach
1994-97	Eustace (Texas) HS - Head Coach

POSTSEASON EXPERIENCE

HEAD COACH

SMU	2017 Frisco Bowl
-----	------------------

ASSISTANT COACH

Clemson	2014 Russell Athletic Bowl
	2013 Orange Bowl
	2012 Chick-fil-a Bowl
	2011 Orange Bowl
Tulsa	2010 Hawaii Bowl



BESTS UNDER MORRIS

RECORD WHEN ...

Scoring First	11-14
Opponent Scores First	6-19
Leading After 1st Quarter	12-10
Leading At Halftime	16-2
Leading After 3rd Quarter	12-1
Scoring 21+ Points	15-21
Scoring 30+ Points	14-12
Scoring 40+ Points	8-5
Scoring 50+ Points	4-0
400+ Yards Total Offense	14-16
500+ Yards Total Offense	4-3
200+ Rushing Yards	10-7
300+ Rushing Yards	2-1
200+ Passing Yards	13-23
300+ Passing Yards	6-7
20+ First Downs	13-19
40 percent+ 3rd-Down Conv.	12-11
2 or Fewer Turnovers	14-20
Less than 14 Points Allowed	3-0
Less than 21 Points Allowed	6-0
300 or Less Yds Total Off Allowed	5-1
150 or Less Rush Yds Allowed	11-3
100 or Less Rush Yds Allowed	7-3
150 or Less Pass Yds Allowed	4-6
100 or Less Pass Yds Allowed	0-2
15 or Less 1st Downs Allowed	3-2
2+ Turnovers Forced	12-12
More Rush Yards	12-5
More Pass Yards	11-13
Fewer Turnovers	13-8
More Time of Possession	11-15
More First Downs	10-7
Fewer Penalties	11-16
1 Penalty	0-1
2-5 Penalties	6-16
6-9 Penalties	8-14
10+ Penalties	3-1
Special Teams Touchdown	1-2
100-Yard Rusher	9-10
200-Yard Passer	11-18
100-Yd Rusher+200-Yd Passer	5-6

VS. ALL-TIME OPPONENTS

Team	Record
Alabama	0-1
Arkansas State	1-0
Auburn	0-1
Baylor	0-2
UCF	0-1
Cincinnati	1-0
Colorado State	0-1
Connecticut	1-0
East Carolina	1-1
Eastern Illinois	1-0
Houston	1-2
James Madison	0-1
Liberty	1-0
LSU	0-1
Memphis	0-3
Ole Miss	0-2
Mississippi State	0-1
Missouri	0-1
Navy	0-3
North Texas	3-1
Portland State	1-0
USF	0-2
Stephen F. Austin	1-0
Temple	0-2
Texas A&M	0-1
TCU	0-3
Tulane	3-0
Tulsa	2-2
Vanderbilt	0-1
Overall Record	17-33

VS. CONFERENCES

Team	Record
American	9-16
Big 12	0-5
Big Sky	1-0
Big South	1-0
CAA	0-1
C-USA	3-1
Mountain West	0-1
Ohio Valley	1-0
Southeastern	0-9
Southland	1-0
Sun Belt	1-0

BESTS UNDER MORRIS

OFFENSE: TEAM

Total Points

1. 58 SMU vs. Stephen F. Austin (9/2/17)
2. **55 Arkansas vs. Eastern Illinois (9/2/18)**
SMU at East Carolina (11/12/16)
4. 54 SMU vs. North Texas (9/09/17)
5. 49 SMU vs. UCONN (9/30/17)
SMU vs. Tulane (11/21/15)
7. 45 SMU at Memphis (11/18/17)
SMU vs. James Madison (9/26/15)
9. 44 SMU vs. Arkansas State (9/23/17)

Total Offensive Yards

1. 581 SMU vs. Tulsa (10/27/17)
2. 578 SMU vs. South Florida (11/19/16)
3. 577 SMU vs. Arkansas State (9/23/17)
4. 572 SMU at North Texas (9/3/16)
5. 544 SMU at Houston (10/7/17)
6. 518 SMU vs. Tulane (11/21/15)
7. 508 SMU at TCU (9/19/15)
8. 498 SMU vs. UCONN (9/30/17)

Total Offensive Plays

1. 89 SMU vs. South Florida (11/19/16)
SMU vs. Central Florida (11/4/17)
3. 87 SMU at Tulsa (10/7/16)
4. 86 SMU vs. Arkansas State (9/23/17)
5. 85 SMU at Houston (10/7/17)
6. 83 SMU vs. Navy (11/26/16)
7. 82 SMU at Baylor (9/10/16)
8. 81 SMU at Cincinnati (10/21/17)

Rushing Attempts

1. 54 SMU vs. Baylor (9/4/15)
SMU vs. Arkansas State (9/23/17)
3. **53 Arkansas vs. Tulsa (10/20/18)**
Arkansas at Colorado State (9/8/18)
SMU vs. North Texas (9/12/15)
5. **48 Arkansas vs. Ole Miss (10/13/18)**
SMU vs. Stephen F. Austin (9/2/17)
SMU at TCU (9/19/15)
8. 47 (4x) last SMU vs. Liberty (9/17/16)

Rushing Yards

1. 323 SMU vs. Tulane (11/21/15)
2. 311 SMU vs. Arkansas State (9/23/17)
3. **300 Arkansas vs. Ole Miss (10/13/18)**
4. **299 Arkansas at Colorado State (9/8/18)**
5. 286 SMU vs. Liberty (9/17/16)
6. 273 SMU vs. North Texas (9/12/15)
7. 272 SMU at North Texas (9/3/16)
8. 259 SMU at Memphis (11/18/17)
9. 243 SMU vs. Stephen F. Austin (9/2/17)

Rushing Touchdowns

1. 6 SMU vs. Tulane (11/21/15)
2. 5 SMU vs. James Madison (9/26/15)
3. 4 SMU vs. Arkansas State (9/23/17)
4. 3 (6x) last SMU vs. UCONN (9/30/17)

Pass Completions

1. 41 SMU at Houston (10/7/17)
2. 31 SMU vs. Navy (11/26/16)
3. 29 SMU at Tulsa (10/7/16)
4. 27 SMU vs. UCONN (9/30/17)
5. 27 SMU vs. Central Florida (11/4/17)
6. 26 SMU at Cincinnati (10/21/17)
7. **26 Arkansas vs. Alabama (10/6/18)**
SMU at South Florida (11/16/16)
9. **25 Arkansas at Ole Miss (9/7/19)**
10. 24 SMU vs. Tulane (11/25/17)

Pass Attempts

1. 59 SMU at Houston (10/7/17)
2. 52 SMU at Tulsa (10/7/16)
SMU vs. Central Florida (11/04/17)
4. 46 SMU vs. Tulsa (10/31/15)
SMU vs. Navy (11/26/16)
6. **45 Arkansas vs. North Texas (9/15/18)**
7. 44 SMU at Temple (10/1/16)
SMU at Baylor (9/10/16)
9. 42 SMU vs. South Florida (11/19/16)

Passing Yards

1. 423 SMU vs. South Florida (11/19/16)
2. 397 SMU at Houston (10/7/17)
3. 394 SMU vs. North Texas (9/9/17)
4. 375 SMU vs. Tulane (11/25/17)
5. 366 SMU vs. Tulsa (10/27/17)
6. **353 Arkansas vs. Eastern Illinois (9/2/18)**
7. 339 SMU at TCU (9/16/17)
8. 331 SMU vs. Navy (11/26/16)
9. 330 SMU at TCU (9/19/15)

Passing Touchdowns

1. 5 SMU vs. North Texas (9/9/17)
2. **4 (6x) last Arkansas vs. Eastern Illinois (9/2/18)**

First Downs

1. 31 SMU vs. Arkansas State (9/23/17)
2. 30 SMU vs. Houston (10/7/17)
3. 28 (3x) last vs. South Florida (11/19/16)
6. **27 (3x) last Arkansas vs. Ole Miss (10/13/18)**

DEFENSE: TEAM

Fewest Total Yards Allowed

1. 219 SMU vs. Stephen F. Austin (9/2/17)
2. **225 Arkansas at Auburn (9/22/18)**
3. **230 Arkansas vs. Portland State (8/31/19)**
4. 240 SMU vs. North Texas (9/12/15)
5. **260 Arkansas vs. Tulsa (10/20/18)**
6. 280 SMU vs. Liberty (9/17/16)
7. 303 SMU vs. Houston (10/22/16)
8. 328 SMU vs. Tulane (11/21/15)
9. 352 SMU at South Florida (10/24/15)
10. **357 Arkansas vs. Eastern Illinois (9/2/18)**
SMU vs. Louisiana Tech (12/20/17)

Fewest Rushing Yards Allowed

1. **40 Arkansas at Colorado State (9/8/18)**
2. 62 SMU vs. Houston (10/22/16)
3. 69 SMU vs. North Texas (9/9/17)
4. **75 Arkansas vs. Portland State (8/31/19)**
SMU vs. Stephen F. Austin (9/2/17)
6. 83 SMU at North Texas (9/3/16)
7. **91 Arkansas at Auburn (9/22/18)**
8. 97 SMU vs. Liberty (9/17/16)
9. 112 SMU vs. North Texas (9/12/15)
10. **127 Arkansas vs. Eastern Illinois (9/2/18)**

Fewest Passing Yards Allowed

1. 0 SMU at Navy (11/11/17)
2. 81 SMU at Navy (11/14/15)
3. 97 SMU at South Florida (10/24/15)
4. 104 SMU vs. Navy (11/23/16)
5. 124 SMU at Temple (10/1/16)
6. **127 Arkansas vs. Tulsa (10/20/18)**
7. 128 SMU vs. North Texas (9/12/15)
SMU vs. Tulane (11/21/15)
9. **134 Arkansas at Auburn (9/22/18)**
10. 144 SMU vs. Stephen F. Austin (9/2/17)

Fewest First Downs Allowed

1. **13 Arkansas at Auburn (9/22/18)**
SMU vs. Houston (10/22/16)
3. **15 Arkansas vs. Tulsa (10/20/18)**
SMU vs. Stephen F. Austin (9/2/17)
SMU at South Florida (10/24/15)
6. 16 SMU vs. Liberty (9/17/16)
SMU vs. South Florida (11/19/16)
8. 17 (4x) last Arkansas at Missouri (11/23/18)

Fewest Points Allowed

1. 0 Arkansas vs. Tulsa (10/20/18)
3. **13 Arkansas vs. Portland State (8/31/19)**
SMU vs. North Texas (9/12/15)
5. 14 SMU vs. Stephen F. Austin (9/2/17)
SMU vs. Liberty (9/17/16)
7. 16 SMU vs. Houston (10/22/16)
8. 21 (3x) last SMU vs. Arkansas State (9/23/17)

Sacks

1. 8 SMU vs. UCONN (9/30/17)
2. 7 SMU vs. Houston (10/22/16)
3. **6 Arkansas vs. Portland State (8/31/19)**
Arkansas vs. Tulsa (10/20/18)
5. 5 SMU at North Texas (9/3/16)
SMU vs. North Texas (9/9/17)
7. 4 **Arkansas at Auburn (9/22/18)**
SMU at Tulsa (10/7/16)
9. **3 (6x) last Arkansas vs. Texas A&M (9/29/18)**

Tackles For Loss

1. 13 SMU vs. UCONN (9/30/17)
2. 11 SMU at South Florida (10/24/15)
3. 10 SMU at Houston (10/22/16)
SMU vs. Memphis (11/5/16)
5. **9 Arkansas at Auburn (9/22/18)**
SMU at TCU (9/16/17)
7. 8 (5x) last Arkansas vs. Tulsa (10/20/18)

Turnovers Forced

1. **5 Arkansas vs. Eastern Illinois (9/2/18)**
SMU at East Carolina (11/12/16)
3. 4 SMU vs. North Texas (9/12/15)
SMU vs. Liberty (9/17/16)
5. **3 (8x) last Arkansas vs. Portland State (8/31/19)**

GAME 3: COLORADO STATE

OFFENSE: INDIVIDUAL

Pass Completions

41 Ben Hicks vs. Houston (10/7/17)

Pass Attempts

58 Ben Hicks vs. Houston (10/7/17)

Pass Completion % (Min. 10 attempts)

75.0 Ty Storey vs. Ole Miss (10/13/18)

Passing Yards

397 Ben Hicks vs. Houston (10/7/17)

Passing Touchdowns

4 Ben Hicks vs. Tulane (11/25/17)
Ben Hicks vs. Memphis (11/18/17)
Ben Hicks vs. Navy (11/11/17)
Ben Hicks vs. UConn (9/30/17)
Ben Hicks vs. North Texas (9/9/17)

Passing Interceptions

4 Cole Kelley vs. North Texas (9/15/18)

Passer Rating (Min. 10 attempts)

257.8 Ty Storey vs. Eastern Illinois (9/1/18)

Rush Attempts

29 Braeden West vs. South Florida (11/19/16)

Rushing Yards

220 Braeden West vs. Liberty (9/17/16)

Rushing Touchdowns

3 Xavier Jones at Tulane (11/21/15)

Receptions

17 Trey Quinn at Cincinnati (10/21/17)
Trey Quinn at Houston (10/7/17)

Receiving Yards

252 Courtland Sutton vs. South Florida (11/19/16)

Receiving Touchdowns

3 Courtland Sutton at North Texas (9/3/17)

Total Touchdowns

4 Courtland Sutton vs. North Texas (9/9/17)

DEFENSE: INDIVIDUAL

Solo Tackles

12 De'Jon Harris vs. Texas A&M (9/29/18)
Mikial Onu vs. Tulsa (10/27/17)
Jonathan Yenga vs. James Madison (9/26/15)

Total Tackles

16 De'Jon Harris vs. Texas A&M (9/29/18)

Tackles For Loss

4 Justin Lawler vs. Memphis (11/5/17)
Kyrin Mitchell vs. UConn (9/30/17)
Justin Lawler vs. UConn (9/30/17)
Justin Lawler at North Texas (9/3/16)

Sacks

4.0 Justin Lawler vs. UConn (9/30/17)

Interceptions

2 Dre Greenlaw vs. Texas A&M (9/29/18)
Horace Richardson at East Carolina (11/12/16)
Jordan Wyatt vs. Liberty (9/17/16)
Horace Richardson at North Texas (9/3/16)

Pick Sixes

2 Horace Richardson at East Carolina (11/12/16)

Fumbles Recovered

2 Chevin Calloway vs. Eastern Illinois (9/1/18)

Scoop and Scores

1 Kamren Curl at Ole Miss (9/7/19)
Jordan Wyatt vs. Stephen F. Austin (9/2/17)

Fumbles Forced

2 McTelvin Agim vs. Colorado State (9/8/18)
Andrew McCleneghen vs. North Texas (9/12/15)

SPECIAL TEAMS: INDIVIDUAL

Extra Points Made

7 Connor Limpert vs. Eastern Illinois (9/1/18)
Josh Williams vs. UConn (9/30/17)
Josh Williams vs. North Texas (9/9/17)
Josh Williams vs. Stephen F. Austin (9/2/17)
Chad Hedlund vs. Tulane (11/12/15)

Field Goals Made

4 Connor Limpert vs. Ole Miss (10/13/18)
Josh Williams at Tulsa (10/7/16)

Points Kicking

16 Josh Williams at Tulsa (10/7/16)

Punt Yards

406 Jamie Sackville at Tulsa (10/7/16)

Yards Per Punt

50 Jamie Sackville at Houston (10/7/17)

Kick Return Yards

180 Braeden West vs. Temple (11/6/15)

Punt Return Yards

45 Deon Stewart at Colorado State (9/8/18)

Kick Return Touchdown

1 Braeden West vs. Temple (11/6/15)

GAME 3: COLORADO STATE

300-YARD PASSING GAMES

Total: 9

397 Ben Hicks at Houston (10/7/17)
 380 Ben Hicks vs. South Florida (11/19/16)
 375 Ben Hicks vs. Tulane (11/25/17)
 338 Ben Hicks vs. Tulsa (10/27/17)
 334 Matt Davis at TCU (9/19/15)
 331 Ben Hicks vs. Navy (11/26/16)
 312 Ben Hicks vs. North Texas (9/9/17)
 305 Ben Hicks at TCU (9/16/17)
 302 Ben Hicks at Tulane (10/29/16)

100-YARD RUSHING GAMES

Total: 23

220 Braeden West vs. Liberty (9/17/16)
 177 Xavier Jones at Memphis (11/18/17)
165 Devwah Whaley at Colorado State (9/8/18)
 156 Matt Davis vs. Tulane (11/21/15)
 146 Xavier Jones vs. Arkansas State (9/23/17)
 126 Braeden West at Tulsa (10/7/16)
 125 Matt Davis vs. North Texas (9/12/15)
 120 Braeden West vs. South Florida (11/19/16)
 119 Braeden West at Tulane (10/29/16)
 117 Xavier Jones at North Texas (9/3/16)
 117 Xavier Jones vs. Tulane (11/21/15)
 115 Braeden West vs. Houston (10/22/16)
 115 Matt Davis vs. Baylor (9/4/15)
114 Rakeem Boyd vs. Portland State (8/31/19)
113 Rakeem Boyd vs. Vanderbilt (10/27/18)
 111 Ke'Mon Freeman at East Carolina (11/12/16)
 111 Xavier Jones at Navy (11/11/17)
 110 Matt Davis at North Texas (9/3/16)
109 Rakeem Boyd vs. Ole Miss (10/13/18)
 104 Braeden West at East Carolina (11/12/16)
102 Rakeem Boyd vs. Alabama (10/6/18)
 102 Matt Davis vs. Temple (11/6/15)
 100 Xavier Jones at Houston (10/7/17)

MULTIPLE 100-YARD RUSHERS

Total: 3 (Order by date)

111 Ke'Mon Freeman at East Carolina (11/12/16)
 104 Braeden West
 117 Xavier Jones at North Texas (9/3/16)
 110 Matt Davis
 156 Matt Davis vs. Tulane (11/21/15)
 117 Xavier Jones

100-YARD RECEIVING GAMES

Total: 25

252 Courtland Sutton vs. South Florida (11/19/16)
 186 Trey Quinn at Cincinnati (10/21/17)
 173 James Proche vs. UCF (11/4/17)
 166 Courtland Sutton at East Carolina (11/12/16)
 165 Courtland Sutton vs. Tulsa (10/31/15)
 164 James Proche at Tulane (10/29/16)
 163 Courtland Sutton vs. North Texas (9/9/17)
 162 Courtland Sutton at North Texas (9/3/16)
 160 Courtland Sutton at Houston (10/7/17)
 156 Trey Quinn at Houston (10/7/17)
 139 Trey Quinn vs. Tulane (11/25/17)
 137 Courtland Sutton vs. James Madison (9/26/15)
 136 Courtland Sutton vs. Tulsa (10/27/17)
132 Jordan Jones vs. Eastern Illinois (9/2/18)
 131 James Proche vs. Arkansas State (9/23/17)
 123 Courtland Sutton at Navy (11/11/17)
 123 James Proche vs. Tulsa (10/27/17)
 116 Trey Quinn vs. UConn (9/30/17)
 116 Trey Quinn at TCU (9/16/17)
 115 Courtland Sutton at TCU (9/19/15)
 113 Courtland Sutton vs. TCU (9/23/16)
 112 Courtland Sutton vs. UConn (9/30/17)
 112 Courtland Sutton at Baylor (9/10/16)
 107 Courtland Sutton vs. Tulane (11/25/17)
 101 Trey Quinn vs. Tulsa (10/27/17)

MULTIPLE 100-YARD RECEIVERS

Total: 4 (Order by date)

139, Trey Quinn vs. Tulane (11/25/17)
 107, Courtland Sutton
 136, Courtland Sutton vs. Tulsa (10/27/17)
 123, James Proche
 101, Trey Quinn
 160, Courtland Sutton at Houston (10/7/17)
 156, Trey Quinn
 116, Trey Quinn vs. UConn (9/30/17)
 112, Courtland Sutton

100-YARD RUSHER & RECEIVER

Total: 6

111, Xavier Jones (rush) at Navy (11/11/17)
 123, Courtland Sutton (rec)
 146, Xavier Jones (rush) vs. Arkansas State (9/23/17)
 131, James Proche (rec)
 120, Braeden West (rush) vs. South Florida (11/19/16)
 252, Courtland Sutton (rec)
 111, Ke'Mon Freeman (rush) at East Carolina (11/12/16)
 104, Braeden West (rush)
 166, Courtland Sutton (rec)
 119, Braeden West (rush) at Tulane (10/29/16)
 164, James Proche (rec)
 117, Xavier Jones (rush) at North Texas (9/3/16)
 110, Matt Davis (rush)
 162, Courtland Sutton (rec)

300-YARD PASSER / 100-YARD RUSHER

Total: 3

397, Ben Hicks (pass) at Houston (10/7/17)
 160, Courtland Sutton (rush)
 156, Trey Quinn (rush)
 380, Ben Hicks (pass) vs. South Florida (11/19/16)
 120, Braeden West (rush)
 302, Ben Hicks at Tulane (10/29/16)
 119, Braeden West (rush)

300 / 100 / 100

Total: 2

380, Ben Hicks (pass) vs. South Florida (11/19/16)
 120, Braeden West (rush)
 252, Courtland Sutton (rec)
 302, Ben Hicks at Tulane (10/29/16)
 119, Braeden West (rush)
 164, James Proche (rec)

DEPTH CHART

OFFENSE

WR (2)	8	Mike Woods	So. // 6-1 // 203
	1	De'Vion Warren	Jr. // 5-10 // 188
TE (3)	85	Cheyenne O'Grady	Sr. // 6-4 // 256
	89	Grayson Gunter	Jr. // 6-4 // 243
	14	Chase Harrell	Sr. // 6-4 // 249
LT	74	Colton Jackson	Sr. // 6-5 // 298
	76	Myron Cunningham	Jr. // 6-6 // 290
LG	51	Ricky Stromberg	Fr. // 6-4 // 266
	54	Austin Capps	Sr. // 6-4 // 304
	57	Shane Clenin	So. // 6-6 // 302
C	66	Ty Clary	Jr. // 6-4 // 285
	55	Beaux Limmer	Fr. // 6-5 // 293
RG	76	Myron Cunningham	Jr. // 6-6 // 290
	51	Ricky Stromberg	Fr. // 6-4 // 266
RT	78	Dalton Wagner	So. // 6-9 // 302
	71	Ryan Winkel	R-Fr. // 6-6 // 285
QB	17	Nick Starkel	Jr. // 6-3 // 214
	6	Ben Hicks	Sr. // 6-1 // 217
	9	John Stephen Jones	R-Fr. // 5-11 // 199
RB (4)	5	Rakeem Boyd	Jr. // 6-0 // 213
	21	Devwah Whaley	Sr. // 5-11 // 212
	2	Chase Hayden	Jr. // 5-10 // 205
WR (5)	16	Treylon Burks	Fr. // 6-3 // 223
	19	Tyson Morris	So. // 6-1 // 200
	3	Koilan Jackson	So. // 6-2 // 211
WR (9)	7	Trey Knox	Fr. // 6-5 // 205
	15	T.Q. Jackson	Fr. // 6-4 // 197

DEFENSE

DE	6	Gabe Richardson	Sr. // 6-3 // 240
	56	Zach Williams	Fr. // 6-4 // 224
DT	3	McTelvin Agim	Sr. // 6-3 // 300
	93	Isaiah Nichols	R-Fr. // 6-3 // 277
DT	52	TJ Smith	Sr. // 6-3 // 293
	42	Jonathan Marshall	Jr. // 6-3 // 299
DE	11	Mataio Soli	Fr. // 6-4 // 239
	13	Collin Clay	Fr. // 6-5 // 285
SAM	27	Hayden Henry	Jr. // 6-2 // 226
	22	Deon Edwards	Jr. // 6-1 // 220
MIKE	8	De'Jon Harris	Sr. // 6-0 // 245
	31	Grant Morgan	Jr. // 5-11 // 229
WILL	10	Bumper Pool	So. // 6-2 // 228
	36	D'Vone McClure	Jr. // 6-2 // 219
CB	21	Montaric Brown	So. // 6-0 // 187
	23	Devin Bush	Fr. // 6-0 // 203
SS	2	Kamren Curl	Jr. // 6-2 // 198
	18	Myles Mason	So. // 6-2 // 203
FS	7	Joe Foucha	So. // 5-11 // 198
	1	Jalen Catalon	Fr. // 5-10 // 196
CB	4	Jarques McClellion	So. // 6-0 // 175
	24	LaDarius Bishop	R-Fr. // 6-0 // 193
NB	9	Greg Brooks Jr.	Fr. // 5-11 // 179
	26	Micahh Smith	Jr. // 6-0 // 201

SPECIAL TEAMS

K	19	Connor Limpert	Jr. // 6-1 // 175
	80	Matthew Phillips	So. // 5-10 // 180
P	42	Sam Loy	Jr. // 6-1 // 195
	28	Reid Bauer	So. // 5-11 // 198
LS	48	Jordan Silver	So. // 6-1 // 217
H	18	Jack Lindsey	Jr. // 6-2 // 204
KR	1	De'Vion Warren	Jr. // 5-10 // 188
	5	Rakeem Boyd	Jr. // 6-0 // 213
PR	16	Treylon Burks	Fr. // 6-3 // 223
	21	Montaric Brown	So. // 6-0 // 187
	1	Jalen Catalon	Fr. // 5-10 // 196

GAME 3: COLORADO STATE

GAME-BY-GAME OFFENSIVE STARTERS

Opponent	LT	LG	C	RG	RT	TE	TE/WR/FB	QB	RB	WR	WR
Portland State	Jackson	Capps	Clary	Cunningham	Wagner	Gunter	Woods	Hicks	Boyd	Burks	Knox
at Ole Miss	Jackson	Stromberg	Clary	Cunningham	Wagner	O'Grady	Gunter	Hicks	Boyd	Woods	Knox
Colorado State											
San Jose State											
vs. Texas A&M											
at Kentucky											
Auburn											
at Alabama											
Mississippi State											
Western Kentucky											
at LSU											
Missouri											

GAME-BY-GAME DEFENSIVE STARTERS

Opponent	DE	DT	DT	DE	SAM	MIKE	WILL	CB	SS	FS	CB	NB
Portland State	Gerald	Agim	Smith	Richardson	--	Harris	Pool	Brown	Curl	Foucha	McLellion	Brooks
at Ole Miss	Richardson	Agim	Smith	Soli	--	Harris	Pool	Brown	Curl	Foucha	McLellion	Brooks
Colorado State												
San Jose State												
vs. Texas A&M												
at Kentucky												
Auburn												
at Alabama												
Mississippi State												
Western Kentucky												
at LSU												
Missouri												

CAREER STARTS

OFFENSE	2019	2018	2017	2016	TOT	CONS	DEFENSE	2019	2018	2017	2016	TOT	CONS
Colton Jackson, OL, Sr.	2	8	10	3	23	6	McTelvin Agim, DL, Sr.	2	12	11	5	30	18
Devwah Whaley, RB, Sr.	-	4	10	-	14	-	De'Jon Harris, LB, Sr.	2	12	12	-	26	26
Ty Clary, OL, Jr.	2	11	4	-	17	13	T.J. Smith, DL, Sr.	2	10	12	-	24	2
Deon Stewart, WR, Sr.	-	8	5	-	13	-	Kamren Curl, DB, Jr.	2	11	11	-	24	2
Rakeem Boyd, RB, Jr.	2	8	-	-	10	10	Jarques McLellion, DB, So.	2	8	-	-	10	10
Mike Woods, WR, So.	2	7	-	-	9	3	D'Vone McClure, LB, Jr.	-	7	-	-	9	3
Hayden Johnson, FB/TE, Sr.	-	-	-	7	7	-	Bumper Pool, LB, So.	2	4	-	-	6	3
Cheyenne O'Grady, TE, Sr.	1	5	1	-	7	1	Montaric Brown, DB, So.	2	3	-	-	5	3
Jordan Jones, WR, Jr.	-	-	6	-	6	-	Dorian Gerald, DL, Sr.	2	2	-	-	3	-
Grayson Gunter, TE, Jr.	2	2	-	-	4	2	Joe Foucha, DB, So.	2	1	-	-	3	3
Dalton Wagner, OL, So.	2	1	-	-	3	2	Gabe Richardson, DL, Sr.	2	2	-	-	2	-
Noah Gatlin, OL, R-Fr.	-	2	-	-	2	-	Greg Brooks Jr., DB, Fr.	2	-	-	-	2	2
Myron Cunningham, OL, Jr.	2	-	-	-	2	2	Hayden Henry, LB, Jr.	-	1	-	-	1	-
Ben Hicks, QB, Sr.	2	-	-	-	2	2	Britto Tutt, DB, Sr.	-	1	-	-	1	-
Trey Knox, WR, Fr.	2	-	-	-	2	2	Mataio Soli, DL, Fr.	1	-	-	-	1	1
Kirby Adcock, OL, So.	-	1	-	-	1	-							
Shane Clenin, OL, So.	-	1	-	-	1	-							
Treyton Burks, WR, Fr.	1	-	-	-	1	-							
Austin Capps, OL, Sr.	1	0	0	0	1	-							
Ricky Stromberg, OL, Fr.	1	-	-	-	1	1							

EXPERIENCE ANALYSIS

The chart below shows Arkansas' offensive and defensive starting lineups over the last six years with numbers representing total starts by classes and percentages of total starts for the entire season.

Season	G	SR	JR	SO	FR	UpperCI%
2019	2 (1-1)	15 (34.1%)	10 (22.7%)	12 (27.3%)	6 (13.1%)	25 (56.8%)
2018	12 (2-10)	103 (39.2%)	86 (32.7%)	44 (16.7%)	30 (11.4%)	189 (71.2%)
2017	12 (4-8)	66 (25.0%)	108 (40.1%)	65 (24.6%)	25 (9.5%)	174 (65.9%)
2016	13 (7-6)	114 (39.9%)	82 (28.7%)	70 (24.5%)	20 (6.9%)	196 (68.5%)
2015	13 (8-5)	67 (23.4%)	143 (50.0%)	58 (20.3%)	18 (6.3%)	210 (73.4%)
2014	13 (7-6)	92 (32.2%)	72 (25.2%)	89 (31.1%)	33 (11.5%)	164 (57.3%)
2013	12 (3-9)	107 (40.5%)	59 (22.3%)	57 (21.6%)	41 (15.5%)	166 (66.7%)

GAME 3: COLORADO STATE

GAME-BY-GAME BREAKDOWN

	FINAL	SCORE BY QUARTER					FIRST DOWNS					RUSHING			PASSING			OFFENSE		PUNTING	FUMBLES	PENALTY	THIRD	TOTAL
GAME	SCORE	1	2	3	4	OT	RU	PA	PN	TOT	ATT	YDS	TD	C-A-I	YDS	TD	ATT	YDS	NO-AVG	NO-LOST	NO-YDS	DOWNS	TOP	
Portland St.	13	3	3	0	7	-	5	7	4	16	28	75	0	16-33-3	155	1	61	230	5-39.8	0-0	10-85	2/13	26:22	
Arkansas	20	10	0	7	3	-	12	11	3	26	42	204	2	18-35-1	191	0	77	395	5-35.6	1-0	7-70	5/15	33:38	
Arkansas	17	0	3	0	14	-	5	12	1	18	26	61	0	25-41-0	300	1	67	361	6-35.7	1-1	7-55	5/15	27:32	
Ole Miss	31	7	3	7	14	-	11	10	2	23	53	237	2	16-24-0	259	2	77	483	4-49.5	2-2	5-60	8/15	32:28	
Colorado St.																								
Arkansas																								
San Jose St.																								
Arkansas																								
Texas A&M																								
Arkansas																								
Arkansas																								
Kentucky																								
Auburn																								
Arkansas																								
Arkansas																								
Alabama																								
Mississippi St.																								
Arkansas																								
WKU																								
Arkansas																								
LSU																								
Arkansas																								
Missouri																								
Arkansas																								

GAME 3: COLORADO STATE

ARKANSAS INDIVIDUAL SEASON-HIGHS

Rush Attempts	18	Rakeem Boyd, 8/31 vs. Portland State
Yards Rushing	114	Rakeem Boyd, 8/31 vs. Portland State
TD Rushes	1 (2x)	R. Boyd, D. Whaley, 8/31 vs. Portland State
Long Rush	25	Rakeem Boyd, 8/31 vs. Portland State
Pass Attempts	29	Ben Hicks, 8/31 vs. Portland State
Pass Completions	17	Nick Starkel, 9/7 at Ole Miss
Yards Passing	201	Nick Starkel, 9/7 at Ole Miss
TD Passes	1	Nick Starkel, 9/7 at Ole Miss
Long Pass	49	Ben Hicks, 9/7 at Ole Miss
Receptions	6 (2x)	Knox, Woods, 9/7 at Ole Miss
Yards Receiving	88	Trey Knox, 9/7 at Ole Miss
TD Receptions	1	Koilan Jackson, 9/7 at Ole Miss
Long Reception	49	Trey Knox, 9/7 at Ole Miss
Field Goals	2	Connor Limpert, 8/31 vs. Portland State
Long Field Goal	36	Connor Limpert, 9/7 at Ole Miss
Punts	6	Sam Loy, 9/7 at Ole Miss
Punting Avg.	36.0	Reid Bauer, 8/31 vs. Portland State
Long Punt	51	Sam Loy, 9/7 at Ole Miss
Punts Inside 20	2 (2x)	last Sam Loy, 9/7 at Ole Miss
Long Punt Return	15	Treyton Burks, 9/7 at Ole Miss
Long Kickoff Return	37	De'Vion Warren, 9/7 at Ole Miss
Tackles	9	Bumper Pool, 9/7 at Ole Miss
Sacks	2.0 (2x)	M. Agim, K. Curl, 8/31 vs. Portland State
Tackles For Loss	2.0 (2x)	M. Agim, K. Curl, 8/31 vs. Portland State
Interceptions	1 (3x)	Three Players, 8/31 vs. Portland State

ARKANSAS TEAM GAME-HIGHS

Rushes	42	8/31 vs. Portland State
Yards Rushing	204	8/31 vs. Portland State
Yards Per Rush	4.9	8/31 vs. Portland State
TD Rushes	2	8/31 vs. Portland State
Pass Attempts	41	9/7 at Ole Miss
Pass Completions	25	9/7 at Ole Miss
Yards Passing	300	9/7 at Ole Miss
Yards Per Pass Comp.	12.0	9/7 at Ole Miss
TD Passes	1	9/7 at Ole Miss
Total Plays	77	8/31 vs. Portland State
Total Offense	395	8/31 vs. Portland State
Yards Per Play	5.4	9/7 at Ole Miss
Points	20	8/31 vs. Portland State
Sacks By	6	8/31 vs. Portland State
First Downs	26	8/31 vs. Portland State
Penalties	7 (2x)	last 9/7 at Ole Miss
Penalty Yards	70	8/31 vs. Portland State
Turnovers	1 (2x)	last 9/7 at Ole Miss
Interceptions By	3	8/31 vs. Portland State
Punts	6	9/7 at Ole Miss
Punting Avg	35.7	9/7 at Ole Miss
Long Punt	51	9/7 at Ole Miss
Punts inside 20	2 (2x)	last 9/7 at Ole Miss

ARKANSAS' LONGEST PLAYS

Rush	25	Rakeem Boyd, 8/31 vs. Portland State
Pass	49	Hicks to Knox, 9/7 at Ole Miss
Field Goal	36	Connor Limpert, 9/7 at Ole Miss
Punt	51	Sam Loy, 9/7 at Ole Miss
Punt Return	15	Treyton Burks, 9/7 at Ole Miss
Kickoff Return	37	De'Vion Warren, 9/7 at Ole Miss
Interception Return	29	Kamren Curl, 8/31 vs. Portland State
Fumble Return	69	Kamren Curl, 9/7 at Ole Miss

OPPONENT INDIVIDUAL SEASON-HIGHS

Rush Attempts	26	Scottie Phillips, 9/7 at Ole Miss
Yards Rushing	143	Scottie Phillips, 9/7 at Ole Miss
TD Rushes	2	Scottie Phillips, 9/7 at Ole Miss
Long Rush	26	Scottie Phillips, 9/7 at Ole Miss
Pass Attempts	24	Matt Corral, 9/7 at Ole Miss
Pass completions	16	Matt Corral, 9/7 at Ole Miss
Yards Passing	246	Matt Corral, 9/7 at Ole Miss
TD Passes	2	Matt Corral, 9/7 at Ole Miss
Long Pass	46	Matt Corral, 9/7 at Ole Miss
Receptions	7	Elijah Moore, 9/7 at Ole Miss
Yards Receiving	130	Elijah Moore, 9/7 at Ole Miss
TD Receptions	2	Elijah Moore, 9/7 at Ole Miss
Long Reception	46	Elijah Moore, 9/7 at Ole Miss
Field Goals	2	Cody Williams, 8/31 vs. Portland State
Long Field Goal	50	Cody Williams, 8/31 vs. Portland State
Punts	5	Seth Vernon, 8/31 vs. Portland State
Punting Avg.	49.5	Mac Brown, 9/7 at Ole Miss
Long Punt	52	Mac Brown, 9/7 at Ole Miss
Punts Inside 20	2	Mac Brown, 9/7 at Ole Miss
Long Punt Return		
Long Kickoff Return	25	Jerrion Ealy, 9/7 at Ole Miss
Tackles	15	Romeo Gunt, 8/31 vs. Portland State
Sacks	1.0 (2x)	Williams, Wiley, 9/7 at Ole Miss
Tackles for Loss	1.5 (2x)	Williams, J. Jones, 9/7 at Ole Miss
Interceptions	1	Robert Holt, 8/31 vs. Portland State

OPPONENT TEAM GAME-HIGHS

Rushes	53	9/7 at Ole Miss
Yards Rushing	237	9/7 at Ole Miss
Yards per Rush	4.5	9/7 at Ole Miss
TD Rushes	2	9/7 at Ole Miss
Pass Attempts	33	8/31 vs. Portland State
Pass Completions	16 (2x)	last 9/7 at Ole Miss
Yards Passing	246	9/7 at Ole Miss
Yards per Pass Comp.	15.4	9/7 at Ole Miss
TD Passes	2	9/7 at Ole Miss
Total Plays	77	9/7 at Ole Miss
Total Offense	483	9/7 at Ole Miss
Yards per Play	6.3	9/7 at Ole Miss
Points	31	9/7 at Ole Miss
Sacks By	3	9/7 at Ole Miss
First Downs	23	9/7 at Ole Miss
Penalties	10	8/31 vs. Portland State
Penalty Yards	85	8/31 vs. Portland State
Turnovers	3	8/31 vs. Portland State
Interceptions By	1	8/31 vs. Portland State
Punts	5	8/31 vs. Portland State
Punting Avg.	49.5	9/7 at Ole Miss
Long Punt	52	9/7 at Ole Miss
Punts Inside 20	2	9/7 at Ole Miss

OPPONENT'S LONGEST PLAYS

Rush	26	Scottie Phillips, 9/7 at Ole Miss
Pass	46	Corral to Moore, 9/7 at Ole Miss
Field Goal	50	Cody Williams, 8/31 vs. Portland State
Punt	52	Mac Brown, 9/7 at Ole Miss
Punt Return		
Kickoff Return	25	Jerrion Ealy, 9/7 at Ole Miss
Interception Return	17	Robert Holt, 8/31 vs. Portland State
Fumble Return		

GAME 3: COLORADO STATE

THE LAST TIME ARKANSAS . . .

RUSHING

Had 500+ yards rushing	vs. South Carolina, 2007 (542)
Had 400+ yards rushing	at Texas Tech, 2014 (438)
Had 400+ yards rushing in consecutive games	at Texas Tech, 2014 (438)
	vs. Nicholls, 2014 (495)
Had 300+ yards rushing	vs. Ole Miss, 2018 (300)
Had 300+ yards rushing in consecutive games	at Texas Tech, 2014 (438)
	vs. Nicholls, 2014 (495)
Had 300+ yards rushing in three consecutive games	at Alabama, 2007 (301)
	vs. Kentucky, 2007 (338)
	vs. North Texas, 2007 (446)
Had 300+ yards rushing in four consecutive games	vs. Troy, 2007 (350)
	at Alabama, 2007 (301)
	vs. Kentucky, 2007 (338)
	vs. North Texas, 2007 (446)
Had 250+ yards rushing	vs. Ole Miss, 2018 (300)
Had 200+ yards rushing	vs. Portland State, 2019 (204)
Had 200+ yards in consecutive games	vs. Coastal Carolina, 2017 (259) and at Ole Miss, 2017 (265)
Had 70+ rushing attempts	at Kentucky, 2003 (71)
Had 60+ rushing attempts	at Texas Tech, 2014 (68)
Had 50+ rushing attempts	vs. Tulsa, 2018 (53)
Had 7+ rushing TDs	at Texas Tech, 2014 (7)
Had 6+ rushing TDs	vs. UT Martin, 2015 (6)
Had 6+ rushing TDs in consecutive games	vs. Nicholls, 2014 (6)
	at Texas Tech, 2014 (7)
Had 5+ rushing TDs	at Mississippi State, 2016 (5)
Had 5+ rushing TDs in consecutive games	vs. Nicholls, 2014 (6)
	at Texas Tech, 2014 (7)
Had 4+ rushing TDs	vs. Missouri, 2017 (4)
Had 4+ rushing TDs in consecutive games	vs. UT Martin, 2015 (6) and vs. Auburn, 2015 (4)
Had 3+ rushing TDs	vs. Missouri, 2017 (4)
Had 3+ rushing TDs in consecutive games	vs. Texas A&M, 2017 (3) and vs. New Mexico State, 2017 (3)
Had 3+ rushing TDs in three straight games	at Texas Tech, 2014 (7)
	vs. NIU, 2014 (3)
	vs. Texas A&M, 2014 (3)
Had 2+ players with 100 yards rushing	at Mississippi State, 2016 (Williams III - 205, Whaley - 112)
Had 3+ players with 100 yards rushing	vs. North Texas, 2007 (McFadden - 138, Jones - 132, Barnett - 105)

PASSING

Had 500+ yards passing	vs. Texas A&M, 2011 (510)
Had 400+ yards passing	vs. Alabama, 2016 (400)
Had 300+ yards passing	at Ole Miss, 2019 (300)
Had 200+ yards passing	at Ole Miss, 2019 (300)
Had 50+ pass attempts	vs. Toledo, 2015 (53)
Had 40+ pass attempts	at Ole Miss, 2019 (41)
Had 30+ pass attempts	at Ole Miss, 2019 (41)
Had 30+ pass completions	vs. Mississippi State, 2015 (30)
Had 25+ pass completions	at Ole Miss, 2019 (25)
Had 20+ pass completions	at Ole Miss, 2019 (25)
Had fewer than 10 pass completions	vs. TCU, 2017 (9)
Had 7+ passing TDs	vs. Mississippi State, 2015 (7)
Had 6+ passing TDs	vs. Mississippi State, 2015 (7)
Had 5+ passing TDs	vs. Mississippi State, 2015 (7)
Had 4+ passing TDs	vs. Eastern Illinois, 2018 (4)
Had 3+ passing TDs	vs. Alabama, 2018 (3)
Had 4+ passes intercepted	vs. North Texas, 2018 (6)
Had 3+ passes intercepted	vs. North Texas, 2018 (6)

RECEIVING

Had two players with 100 yards receiving	at Ole Miss, 2015 (Morgan - 122, Reed - 105)
Had 10+ different receivers catch a pass	at Ole Miss, 2019 (10)
Had 9+ different receivers catch a pass	at Ole Miss, 2019 (10)
Had 8+ different receivers catch a pass	at Ole Miss, 2019 (10)
Had multiple players catch 7+ passes in a game	vs. Mississippi State, 2015 (2) (Morgan - 7 & Henry - 7)

COMBINATION OFFENSE

Had one 300-yard passer and one 100-yard rusher in a game	at Missouri, 2016 (Allen - 346 pass & Williams III - 117 rush)
Had one 300-yard passer and one 200-yard rusher in a game	at Mississippi State, 2016 (Allen - 303 pass & Williams III - 205 rush)
Had one 100-yard receiver and one 100-yard rusher in a game	at Missouri, 2016 (Hatcher - 106 receiving & Williams III - 117 rush)
Had one 100-yard receiver and one 100-yard rusher in consecutive games	at Missouri, 2016 (Hatcher - 106 receiving & Williams III - 117 rush)
Had one 200-yard rusher and one 100-yard receiver in a game	vs. South Carolina, 2006 (McFadden - 219 rushing & Monk - 192 receiving)
Had one 150-yard rusher and one 150-yard receiver in a game	vs. Texas A&M, 2015 (Collins - 151 rushing & Morgan - 155 receiving)
Had four different receivers catch a touchdown pass	at Mississippi State, 2015 (Sprinkle - 3, Henry - 2, Morgan - 1, Cornelius - 1)
Had two 100-yard rushers	at Mississippi State, 2015 (Williams III - 205 & Whaley - 112)
Had two 100-yard rushers in consecutive games	at Texas Tech, 2014 (Collins - 145 & Williams - 212) vs. Nicholls, 2014 (Collins - 143 & Williams - 131)

Had a 200-yard rusher and a 100-yard rusher in a game	at Mississippi State, 2015 (Williams III - 205 & Whaley - 112)
Had two 150-yard rushers in a game	vs. South Carolina, 2007 (McFadden - 321 & Jones - 166)
Had three 100-yard rushers in a game	vs. North Texas, 2007 (McFadden - 138, Jones - 132 & Barnett - 105)
Had two 100-yard receivers in a game	at Ole Miss, 2015 (Morgan - 122 & Reed - 105)

TOTAL OFFENSE

Had 700+ yards total offense	vs. North Texas, 2007 (713)
Had 600+ yards total offense	at Mississippi State, 2016 (663)
Had 550+ yards total offense	at Mississippi State, 2016 (663)
Had 500+ yards total offense	vs. Coastal Carolina, 2017 (523)
Had 400+ yards total offense	vs. Vanderbilt, 2018 (447)
Had 500+ yards total offense in consecutive games	at Mississippi State, 2016 (661)
	at Missouri, 2016 (503)
Had 85+ plays total offense	at Missouri, 2016 (85)
Had 80+ plays total offense	at Ole Miss, 2017 (83)
Had 75+ plays total offense	vs. Portland State, 2019 (77)

SCORING

Scored 70+ points	vs. Nicholls, 2014 (73)
Scored 60+ points	vs. UT Martin, 2015 (63)
Scored 50+ points	vs. Eastern Illinois, 2018 (55)
Scored 40+ points	vs. Eastern Illinois, 2018 (55)
Scored 30+ points	vs. Vanderbilt, 2018 (31)
Scored 40+ points in three consecutive games	vs. Auburn, 2015 (54)
	vs. UT Martin, 2015 (63)
	at Ole Miss, 2015 (53)
Scored 30+ points in five consecutive games	vs. Auburn, 2015 (54)
	vs. UT Martin, 2015 (63)
	at Ole Miss, 2015 (53)
	at LSU, 2015 (31)
	vs. Mississippi State, 2015 (50)
Scored 40+ points in a half	vs. Nicholls, 2014 (56)
Scored 30+ points in a half	at Eastern Illinois, 2018 (38)
Scored 35+ points in a quarter	vs. Nicholls, 2014 (35)
Scored 28+ points in a quarter	vs. Eastern Illinois, 2018 (2nd-28)
Scored 50+ points in consecutive games	at Ole Miss, 2015 (53)
	vs. UT Martin, 2015 (63)
Scored 50+ points in three consecutive games	vs. Auburn, 2015 (54)
	at Ole Miss, 2015 (53)
	vs. UT Martin, 2015 (63)
Scored 50+ points in consecutive SEC games	vs. Auburn, 2015 (54)
	at Ole Miss, 2015 (53)
Both teams combined for 100+ points	at Mississippi State, 2016 (W, 58-42)
Allowed 60+ points	vs. Alabama, 2018 (65)
Allowed 50+ points	at Mississippi State, 2018 (52)
Allowed 40+ points	at Mississippi State, 2018 (52)
Allowed 30+ points	at Ole Miss, 2018 (31)
Was held scoreless	at Missouri, 2018 (38-0)
Was held scoreless at Donald W. Reynolds Razorback Stadium	vs. Alabama, 2012 (52-0)
Was held scoreless on the road	at Missouri, 2018 (38-0)
Was held scoreless at a neutral site	vs. Ole Miss, 1959 (28-0)
Won a game without a rushing TD	vs. Kansas State, 2011
Won a game without a passing TD	vs. Portland State, 2019
Won a game in the last 25 seconds of regulation with a TD	at Georgia, 2010
Won a game in the last 25 seconds of regulation with a field goal	at Ole Miss, 2017
Held opponent scoreless	vs. Tulsa, 2018 (23-0)
Held opponent scoreless at Donald W. Reynolds Razorback Stadium	vs. Tulsa, 2018 (23-0)
Held opponent scoreless on the road	at South Carolina, 2002 (23-0)
Held opponent without a touchdown	vs. Tulsa, 2018 (23-0)
Held opponent without an offensive touchdown	vs. Tulsa, 2018 (23-0)
Held two opponents scoreless in one season	vs. LSU, 2014 (17-0)
	vs. Ole Miss, 2014 (30-0)
Held three opponents scoreless in one season	vs. Tulsa, 1982 (38-0)
	vs. TCU, 1982 (35-0)
	vs. Texas A&M, 1982 (35-0)
Held an opponent scoreless in consecutive games	vs. LSU, 2014 (17-0)
	vs. Ole Miss, 2014 (30-0)
Held an SEC opponent scoreless	vs. Ole Miss, 2014 (30-0)
Held an SEC opponent scoreless in consecutive games	vs. LSU, 2014 (17-0)
	vs. Ole Miss, 2014 (30-0)
	vs. LSU, 2014 (17-0)
	vs. Ole Miss, 2014 (30-0)
Scored on the first offensive play of the game	vs. Nicholls, 2014 (Hatcher - 82-yard rush)
Scored on the first offensive series of the game	vs. Portland State, 2019 (Limpert - 34-yd FG)
Scored a two-point conversion passing	vs. Coastal Carolina, 2017 (Cole Kelley to Jeremy Patton)
Scored a two-point conversion rushing	at Mississippi State, 2016 (Keon Hatcher rush)
Had three players with 2 TDs in a game	vs. Eastern Michigan, 2009 (Green - 2, Davis - 2 & Adams - 2)

THE LAST TIME ARKANSAS . . .

DEFENSE

Held opponent to 10 or fewer first downs: vs. Florida A&M, 2017 (9)
 Held opponent to 0 or fewer yards rushing: vs. Wisconsin, 2007 (-5)
 Held opponent to 25 or fewer yards rushing: vs. New Mexico State, 2017 (11)
 Held opponent to 50 or fewer yards rushing: at Colorado State, 2018 (40)
 Held opponent to 50 or fewer yards passing: vs. Vanderbilt, 2010 (36)
 Held opponent to 100 or fewer yards rushing: vs. Portland State, 2019 (75)
 Held opponent to 100 or fewer yards passing: vs. Florida A&M, 2017 (95)
 Held opponent to 200 or fewer yards total offense: vs. Florida A&M, 2017 (175)
 Held opponent to 250 or fewer yards total offense: vs. Portland State, 2019 (230)
 Held opponent to 300 or fewer yards total offense: vs. Portland State, 2019 (230)
 Intercepted 5+ passes: vs. Florida International, 2007 (5)
 Intercepted 4+ passes: vs. Mississippi State, 2007 (4)
 Intercepted 3+ passes: vs. Portland State, 2019 (3)
 Scored a safety: vs. Toledo, 2015
 Recorded 8+ sacks: at Auburn, 2012 (8)
 Recorded 7+ sacks: at Auburn, 2012 (8)
 Recorded 6+ sacks: vs. Portland State, 2019 (6)
 Recorded 5+ sacks: vs. Portland State, 2019 (230)
 Recorded 4+ sacks: vs. Portland State, 2019 (230)
 Had 3 players with 10+ tackles: vs. LSU, 2018
 DeJon Harris (12), Dre Greenlaw (12), Santos Ramirez (10)

SPECIAL TEAMS

Returned a punt for a TD: vs. Kansas State, 2011 (Adams - 51 yards)
 Returned two punts for TDs: vs. Missouri State, 2011 (Adams - 61 yards, 69 yards)
 Returned a blocked punt for a TD: vs. Eastern Michigan, 2009 (Armbrust - 1 yard)
 Returned a kickoff for a TD: vs. Auburn, 2017 (Warren - 100)
 Returned a game-opening kickoff for a TD: vs. Northern Illinois, 2014 (Marshall - 97)
 Returned a season-opening kickoff for a TD: vs. Missouri State, 2009 (D. Johnson - 91 yards)
 Returned a blocked FG for a TD: at Mississippi State, 2004 (Brown - 76 yards)
 Blocked one punt: at Alabama, 2015 (Sprinkle)
 Punted 10+ times: at Auburn, 2016 (10)
 Did not punt: vs. Alcorn State, 2016
 Blocked a field goal: vs. Alcorn State, 2016 (Dan Skipper)
 Had a punt blocked: at Auburn, 2018 (Jordyn Peters)
 Scored on a fake punt: vs. Texas A&M, 2014 (Sam Irwin-Hill - 51 yard rush)
 Scored on a fake field goal: vs. UAB, 2014 (Sebastian Tretola 6 yard pass to Alan D'Appollonio)
 Had a field goal blocked: vs. Kansas State, 2015/16 (Marquel Bryant)
 Blocked a PAT kick: vs. Eastern Illinois, 2018 (Bumper Pool)
 Missed a kicking PAT: at Alabama, 2017 (Connor Limpert)
 Had a kicking PAT blocked: vs. Georgia, 2014 (Ray Drew)

MISCELLANEOUS

Had 35+ first downs: at Ole Miss, 2015 (35)
 Had 30+ first downs: vs. Kansas State, 2015 (30)
 Had 25+ first downs: vs. Portland State, 2019 (26)
 Had 20+ first downs: vs. Portland State, 2019 (26)
 Had 20+ passing first downs: vs. Mississippi State, 2015 (21)
 Had 20+ rushing first downs: at Texas Tech, 2014 (24)
 Had 15+ penalties: vs. Air Force, 1975 (17)
 Had 10+ penalties: vs. North Texas, 2018 (10)
 Had 100+ yards in penalties: vs. Texas A&M, 2011 (112)
 Had 35 minutes+ of possession time: vs. Tulsa, 2018 (35:26)
 Was involved in an overtime game: vs. Texas A&M, 2017 (L, 50-43)
 Defeated a ranked opponent: vs. No. 10 Florida, 2016 (31-10)
 Defeated a ranked opponent on the road: at No. 15 TCU, 2016 (41-38)
 Defeated ranked opponents in consecutive games: at No. 18 Ole Miss, 2015 (53-52, OT)
 at No. 9 LSU, 2015 (31-14)
 Won game on final offensive play: at Ole Miss, 2017 (34-yard field goal)
 Zero sacks allowed in a game: vs. Tulsa, 2018
 Zero sacks allowed in consecutive games: vs. Toledo, 2015
 vs. Texas Tech, 2015
 Zero sacks allowed in three consecutive games: vs. UTEP, 2015
 vs. Toledo, 2015
 vs. Texas Tech, 2015
 Came back from 15+ points down to win: at Ole Miss, 2017 (down 24 - won 38-37)
 Recorded more points than plays: vs. UT Martin, 2015 (63 points, 56 plays)

THE LAST TIME AN ARKANSAS PLAYER . . .

RUSHING

Rushed 40+ times:	DeCori Birmingham at Kentucky, 2003 (40)
Rushed 35+ times:	Michael Smith at Kentucky, 2008 (35)
Rushed 30+ times:	Alex Collins vs. Missouri, 2015 (30)
Rushed 25+ times:	Devwah Whaley at Colorado State, 2018 (26)
Rushed for 300+ yards:	Darren McFadden vs. South Carolina, 2007 (321)
Rushed for 250+ yards:	Darren McFadden vs. South Carolina, 2007 (321)
Rushed for 200+ yards:	Rawleigh Williams III at Mississippi State, 2016 (205)
Rushed for 175+ yards:	Rawleigh Williams III at Mississippi State, 2016 (205)
Rushed for 150+ yards:	Devwah Whaley at Colorado State, 2018 (165)
Rushed for 125+ yards:	Devwah Whaley at Colorado State, 2018 (165)
Rushed for 100+ yards:	Rakeem Boyd vs. Portland State, 2019 (114)
Rushed for 100+ yards as a true freshman in his first career game:	Chase Hayden vs. Florida A&M, 2017 (120)
Rushed for 100+ yards (quarterback):	Matt Jones vs. Ole Miss, 2004 (126)
Rushed for 150+ yards in consecutive games:	Alex Collins at Texas Tech, 2015 (170) vs. Texas A&M, 2015 (151) at Tennessee, 2015 (154)
Rushed for 100+ yards in consecutive games:	Rakeem Boyd vs. Alabama, 2018 (102) vs. Ole Miss, 2018 (109)
Rushed for 5+ touchdowns:	Alex Collins vs. UT Martin, 2015 (5)
Rushed for 4+ touchdowns:	Rawleigh Williams III at Mississippi State, 2016 (4)
Rushed for 3+ touchdowns:	Rawleigh Williams III at Mississippi State, 2016 (4)
Rushed for 3+ touchdowns (quarterback):	Matt Jones vs. New Mexico State, 2003 (3)
Rushed for 2+ touchdowns:	David Williams vs. Missouri, 2017 (2)
Had three players rush for touchdowns:	Hammonds (1), Whaley (1), Cantrell (1) and Kelley (1) vs. Coastal Carolina, 2017
Had four players rush for touchdowns:	Hammonds (1), Whaley (1), Cantrell (1) and Kelley (1) vs. Coastal Carolina, 2017
Had a run of 80+ yards:	T.J. Hammonds vs. Coastal Carolina, 2017 (88)
Had a run of 70+ yards:	T.J. Hammonds vs. Coastal Carolina, 2017 (88)
Had a run of 60+ yards:	Rakeem Boyd vs. Ole Miss, 2018 (69)
Had a run of 50+ yards:	Rakeem Boyd vs. Ole Miss, 2018 (69)
Had multiple players with a run of 50+ yards:	Rawleigh Williams III (72) & Devwah Whaley (50) at Mississippi State, 2016

PASSING

Passed for 500+ yards:	Tyler Wilson vs. Texas A&M, 2011 (510)
Passed for 450+ yards:	Tyler Wilson vs. Texas A&M, 2011 (510)
Passed for 400+ yards:	Austin Allen vs. Alabama, 2016 (400)
Passed for 300+ yards:	Austin Allen vs. Missouri, 2017 (313)
Passed for 250+ yards:	Ty Storey vs. Eastern Illinois, 2018 (261)
Passed for 200+ yards:	Nick Starkel, 2019 (201)
Attempted 50+ passes:	Brandon Allen vs. Toledo, 2015 (53)
Attempted 45+ passes:	Austin Allen vs. Alabama, 2016 (48)
Attempted 35+ passes:	Ty Storey vs. LSU, 2018 (38)
Attempted 30+ passes:	Ty Storey vs. LSU, 2018 (38)
Completed 20+ passes:	Ty Storey vs. Vanderbilt, 2018 (23)
Threw 4+ touchdown passes:	Brandon Allen vs. Mississippi State, 2015 (7)
Threw 3+ touchdown passes:	Ty Storey vs. Eastern Illinois, 2018 (3)
Threw 2+ touchdown passes:	Ty Storey vs. LSU, 2018 (2)
Threw 2+ touchdown passes in consecutive games:	Austin Allen vs. Texas A&M, 2017 (2) vs. New Mexico State, 2017 (3)
Threw 5+ interceptions:	Lamar McHan at SMU, 1951 (5)
Threw 4+ interceptions:	Cole Kelley vs. North Texas, 2018 (4)
Threw 3+ interceptions:	Cole Kelley vs. North Texas, 2018 (4)
Completed pass for 90+ yards:	Matt Jones at Tennessee, 2002 (92)
Completed pass for 80+ yards:	Tyler Wilson vs. Rutgers, 2012 (80)
Completed pass for 70+ yards:	Austin Allen vs. Texas State, 2016 (73)
Completed pass for 60+ yards:	Cole Kelley at Colorado State, 2018 (64)
Completed pass for 50+ yards:	Cole Kelley at Colorado State, 2018 (64)

RECEIVING

Caught 10+ passes:	Cobi Hamilton vs. LSU, 2012 (10)
Caught 9+ passes:	Drew Morgan at Ole Miss, 2015 (9)
Caught 8+ passes:	Jonathan Nance at South Carolina, 2017 (8)
Caught 7+ passes:	Cheyenne O'Grady vs. Alabama, 2018 (7)
Caught 10+ passes in consecutive games:	Cobi Hamilton vs. Tulsa, 2012 (11) vs. Ole Miss, 2012 (12)
Had 300+ yards receiving:	Cobi Hamilton vs. Rutgers, 2012 (303)
Had 200+ yards receiving:	Cobi Hamilton vs. Rutgers, 2012 (303)
Had 175+ yards receiving:	Cobi Hamilton vs. Tulsa, 2012 (177)
Had 150+ yards receiving:	Drew Morgan vs. Texas A&M, 2015 (155)
Had 100+ yards receiving:	Jordan Jones vs. Eastern Illinois, 2018 (132)
Had 100+ yards receiving in consecutive games:	Jordan Jones vs. Missouri, 2017 (122) vs. Eastern Illinois, 2018 (132)
Had 100+ yards receiving (tight end):	Hunter Henry vs. Mississippi State, 2015 (129)
Caught 3+ TD passes:	Jeremy Sprinkle vs. Mississippi State, 2015 (3)
Caught 2+ TD passes:	Cheyenne O'Grady vs. LSU, 2018 (2)
Caught 2+ TD passes (tight end):	Cheyenne O'Grady vs. LSU, 2018 (2)
2+ tight ends caught TD passes:	Hunter Henry (2) & Jeremy Sprinkle (3) vs. Mississippi State, 2015

TOTAL OFFENSE

Had 450+ yards total offense:	Tyler Wilson vs. Texas A&M, 2011 (481)
Had 400+ yards total offense:	Brandon Allen vs. Mississippi State, 2015 (411)
Had 350 yards+ total offense:	Austin Allen vs. Alabama, 2016 (390)
Had 300 yards+ total offense:	Austin Allen vs. Missouri, 2017 (307)
Had 100 yards both passing and rushing:	Matt Jones vs. Ole Miss, 2004 (Rushing - 126, Passing - 108)

SCORING

Accounted for 5+ touchdowns:	Rawleigh Williams III at Mississippi State, 2016 (5)
Accounted for 4+ touchdowns:	Ty Storey vs. Eastern Illinois, 2018 (4)
Accounted for 3+ touchdowns:	Ty Storey vs. Eastern Illinois, 2018 (4)
Scored 4+ touchdowns:	Rawleigh Williams III at Mississippi State, 2016 (5)
Scored 3+ touchdowns:	Rawleigh Williams III at Mississippi State, 2016 (5)
Scored 2+ touchdowns:	Cheyenne O'Grady vs. Alabama, 2018 (2)
Multiple players score 2+ touchdowns:	Chase Hayden (2) and Jonathan Nance (2) vs. New Mexico State, 2017

DEFENSE

Intercepted 3+ passes:	Michael Grant vs. Louisiana-Monroe, 2006 (3)
Intercepted 2+ passes:	Dre Greenlaw vs. Texas A&M, 2018 (2)
Recovered 2+ fumbles:	Chevin Calloway vs. Eastern Illinois, 2018 (2)
Forced 2+ fumbles:	McTelvin Agim at Colorado State, 2018 (2)
Recorded 5+ sacks:	Wayne Martin vs. Ole Miss, 1988 (5.0)
Recorded 3+ sacks:	Chris Smith vs. Southern Miss, 2013 (3.0-22)
Recorded 2+ sacks:	McTelvin Agim, Kamren Curl vs. Portland State, 2018 (2.0-9, 2.0-9)
Recorded 5+ tackles for loss:	Jermaine Brooks vs. Auburn, 2001 (5-16)
Recorded 3+ tackles for loss:	McTelvin Agim vs. Tulsa, 2018 (3.5-18)
Recorded 20+ tackles:	Jerry Franklin at Mississippi State, 2010 (20)
Recorded 10+ tackles:	Santos Ramirez at Mississippi State, 2018 (10)
Recorded 10+ tackles in back-to-back games:	Santos Ramirez vs. LSU (10) at Mississippi State (11)
Recorded 10+ tackles in three straight games:	DeJon Harris vs. Texas A&M, 2018 (16) vs. Alabama, 2018 (11) vs. Ole Miss, 2018 (13)
Recorded 15+ tackles in back-to-back games:	Tony Bua vs. Kentucky, 2003 (15) vs. South Carolina, 2003 (19)
Recorded 15+ tackles twice in one season:	Brooks Ellis vs. Alabama, 2015 (15) vs. Mississippi State, 2015 (15)
Returned an interception for a touchdown:	Santos Ramirez vs. Florida, 2016
Returned a fumble for a touchdown:	Kamren Curl (69) at Ole Miss, 2019

SPECIAL TEAMS

Scored 10+ points kicking:	Connor Limpert vs. Eastern Illinois, 2018 (13)
Made 5+ field goals:	Kendall Trainor vs. Texas A&M, 1988 (5)
Made 4+ field goals:	Connor Limpert vs. Ole Miss, 2018 (4)
Made two field goals of 50+ yards:	Steve Little vs. Oklahoma State, 1976 (53 & 57)
Made one field goal of 50+ yards:	Connor Limpert vs. North Texas, 2018 (54)
Kicked a punt of 70+ yards:	Sam Irwin-Hill vs. South Carolina, 2013 (79)
Kicked a punt of 60+ yards:	Reid Bauer vs. Ole Miss, 2018 (64)
Punted 10+ times:	Toby Baker at Auburn, 2016 (10)
Totaled 175+ kick return yards:	DeCori Birmingham vs. Alabama, 2002 (197)
Totaled 150+ kick return yards:	Dennis Johnson at Texas, 2008 (150)
Totaled 100+ kick return yards:	De'Vion Warren at Coastal Carolina, 2017 (104)
Totaled 50+ punt return yards:	D.J. Dean vs. Nicholls, 2014 (94)

GAME 3: COLORADO STATE

THE LAST TIME AN OPPONENT ...

RUSHING

Had 500+ yards rushing:	at Auburn, 2016 (543)
Had 400+ yards rushing:	at Auburn, 2016 (543)
Had 300+ yards rushing:	Auburn, 2017 (345)
Had 200+ yards rushing:	at Ole Miss, 2019 (237)
Had 70+ rushing attempts:	at Mississippi State, 2010 (70)
Had 60+ rushing attempts:	Missouri, 2017 (60)
Had 50+ rushing attempts:	at Ole Miss, 2019 (53)
Had 7+ rushing TDs:	at Auburn, 2016 (7)
Had 6+ rushing TDs:	at Auburn, 2016 (7)
Had 5+ rushing TDs:	Auburn, 2017 (5)
Had 4+ rushing TDs:	Vanderbilt, 2018 (4)

PASSING

Had 500+ yards passing:	Mississippi State, 2015 (508)
Had 400+ yards passing:	Missouri, 2017 (448)
Had 300+ yards passing:	Ole Miss, 2018 (387)
Had 200+ yards passing:	at Ole Miss, 2019 (246)
Had 60+ pass attempts:	Louisiana-Monroe, 2012 (68)
Had 50+ pass attempts:	at Colorado State, 2018 (50)
Had 40+ pass attempts:	North Texas, 2018 (46)
Had 30+ pass attempts:	Ole Miss, 2018 (35)
Had 40+ pass completions:	Louisiana-Monroe, 2012 (42)
Had 30+ pass completions:	at Colorado State, 2018 (32)
Had 25+ pass completions:	Ole Miss, 2018 (26)
Had 20+ pass completions:	Ole Miss, 2018 (26)
Had 5+ passing TDs:	at Mississippi State, 2018 (5)
Had 4+ passing TDs:	at Mississippi State, 2018 (5)
Had 3+ passing TDs:	at Mississippi State, 2018 (5)

RECEIVING

Had two players with 100-yards receiving in a game:	Alabama, 2018 (Jerry Jeudy, 135 - Irv Smith Jr., 123)
Had 4+ players catch 5+ passes:	at TCU, 2016 (Kyle Hicks - 8, K. Turpin - 7, Ty Slanina - 7 & Desmond White - 5)
Had 3+ players catch 5+ passes:	Missouri, 2017 (J'Mon Moore - 10, Al Okwuegbunam - 5, Nate Brown - 5)
Had 10+ players catch a pass:	UT Martin, 2015 (10)
Had 8+ players catch a pass:	at Missouri, 2018 (8)

TOTAL OFFENSE

Had 700+ yards total offense:	at Southern California, 2005 (736)
Had 650+ yards total offense:	Missouri, 2017 (696)
Had 600+ yards total offense:	Ole Miss, 2018 (611)
Had 550+ yards total offense:	Ole Miss, 2018 (611)
Had 500+ yards total offense:	Ole Miss, 2018 (611)
Had 400+ yards total offense:	at Missouri, 2018 (408)
Had 100+ plays total offense:	Missouri, 2017 (102)
Had 90+ plays total offense:	Missouri, 2017 (102)
Had 80+ plays total offense:	Eastern Illinois, 2018 (81)
Had 75+ plays total offense:	vs. North Texas, 2018 (75)

SCORING

Scored 70+ points:	at Southern California, 2005 (70)
Scored 60+ points:	Alabama, 2018 (65)
Scored 50+ points:	at Mississippi State, 2018 (52)
Scored 40+ points:	at Mississippi State, 2018 (52)
Scored 30+ points:	at Ole Miss, 2019 (31)
Scored a two-point conversion rushing:	at LSU, 2007
Scored a two-point conversion passing:	at Colorado State, 2018
Failed on a two-point conversion attempt:	vs. Texas A&M, 2017

TURNOVERS

Had 5+ fumbles:	Eastern Illinois, 2018 (6, lost 5)
Had 4+ fumbles lost:	Eastern Illinois, 2018 (5)
Had 3+ fumbles lost:	Eastern Illinois, 2018 (5)
Committed 5+ turnovers:	Eastern Illinois, 2018 (5)
Did not commit a turnover:	Vanderbilt, 2018
Intercepted 8+ Arkansas passes:	at SMU, 1951 (8)
Intercepted 7+ Arkansas passes:	at SMU, 1951 (8)
Intercepted 6+ Arkansas passes:	North Texas, 2018 (6)
Intercepted 5+ Arkansas passes:	North Texas, 2018 (6)
Intercepted 4+ Arkansas passes:	North Texas, 2018 (6)
Intercepted 3+ Arkansas passes:	North Texas, 2018 (6)
Returned an interception for a touchdown:	Alabama, 2018
Returned a fumble for a touchdown:	at Missouri, 2018

DEFENSE

Held Arkansas to 10 or fewer first downs:	at Alabama, 2015 (10)
Recorded 9+ sacks:	Oklahoma, 2001 (9.0-55)
Recorded 8+ sacks:	Oklahoma, 2001 (9.0-55)
Recorded 7+ sacks:	Alabama, 2016 (7.0-53)
Recorded 6+ sacks:	vs. Auburn, 2017 (6.0-34)
Scored a safety:	at Auburn, 2008
Held Arkansas to 50 or fewer yards rushing:	at Ole Miss, 2019 (16)
Held Arkansas to 25 or fewer yards rushing:	LSU, 2018 (16)
Held Arkansas to 100 or fewer yards passing:	at Texas Tech, 2014 (61)
Held Arkansas to 50 or fewer yards passing:	South Carolina, 2013 (30)
Held Arkansas to 300 or less yards total offense:	at Missouri, 2018 (187)
Held Arkansas to 200 or less yards total offense:	at Missouri, 2018 (187)
Held Arkansas to 100 or fewer yards both rushing & passing:	Alabama, 2012 (Rush - 58, Pass - 79)

SPECIAL TEAMS

Returned a punt for a TD:	North Texas, 2018
Returned a kickoff for a TD:	vs. Texas A&M, 2018
Punted 10+ times:	Chattanooga, 2007 (12)
Punted 10+ times in consecutive games:	North Texas, 2007 (10)
Did not punt:	Chattanooga, 2007 (12)
Missed a kicking PAT:	Alabama, 2018
Missed two kicking PATs:	Eastern Illinois, 2018
Blocked a field goal:	at LSU, 2017
Blocked a punt:	Kansas State, 2015
	at Auburn, 2018

MISCELLANEOUS

Had 30+ first downs:	Ole Miss, 2018 (32)
Had 10+ penalties:	Portland State, 2019 (10)
Had 100+ yards in penalties:	North Texas, 2018 (102)
Had 35+ minutes of possession time:	LSU, 2018 (35:47)
Had two 100-yard rushers and one 100-yard receiver:	Texas A&M, 2017 (Kellen Mond - 109 rushing, Keith Ford - 102 rushing & Christian Kirk - 110 receiving)
Had one 100-yard rusher and one 100-yard receiver:	at Ole Miss, 2019 (Scottie Phillips - 143 rushing & Elijah Moore - 130 receiving)
Had one 100-yard rusher and two 100-yard receivers:	Alabama, 2018 (Damien Harris - 111 rushing, Jerry Jeudy - 135 receiving & Irv Smith Jr. - 123 receiving)

LAST TIME AN INDIVIDUAL OPPONENT . . .

INDIVIDUAL RUSHING

Rushed 40+ times: Travis Stephens (41), Tennessee (2001)
 Rushed 35+ times: Ish Witter (39), Missouri (2017)
 Rushed 30+ times: Ish Witter (39), Missouri (2017)
 Rushed for 200+ yards: Derrius Guice (252), LSU (2016)
 Rushed for 175+ yards: Derrius Guice (252), LSU (2016)
 Rushed for 150+ yards: Ke'Shawn Vaughn (172), vs. Vanderbilt (2018)
 Rushed for 125+ yards: Ke'Shawn Vaughn (172), vs. Vanderbilt (2018)
 Rushed for 100+ yards: Scottie Phillips (143), at Ole Miss (2019)
 Rushed for 4+ touchdowns: Nick Fitzgerald (4), Mississippi State (2016)
 Rushed for 3+ touchdowns: Ke'Shawn Vaughn (3), vs. Vanderbilt (2018)
 Had a run of 80+ yards: Johnathon Johnson (82), Missouri (2016)
 Had a run of 70+ yards: Damien Harris (75), Alabama (2017)
 Had a run of 60+ yards: Ke'Shawn Vaughn (63), vs. Vanderbilt (2018)
 Had a run of 50+ yards: Ke'Shawn Vaughn (63), vs. Vanderbilt (2018)

INDIVIDUAL PASSING

Passed for 500+ yards: Dak Prescott (508), Mississippi State (2015)
 Passed for 450+ yards: Dak Prescott (508), Mississippi State (2015)
 Passed for 400+ yards: Drew Lock (448), Missouri (2017)
 Passed for 300+ yards: Jordan Ta'amu (387), vs. Ole Miss (2018)
 Attempted 60+ passes: Kolton Browning (67), Louisiana-Monroe (2012)
 Attempted 50+ passes: Kenny Hill (56), TCU (2016)
 Attempted 40+ passes: Mason Fine (45), North Texas (2018)
 Completed 40+ passes: Kolton Browning (42), Louisiana-Monroe (2012)
 Completed 30+ passes: K.J. Carta-Samuels (37), at Colorado State (2018)
 Completed 20+ passes: Jordan Ta'amu (26), vs. Ole Miss (2018)
 Threw 5+ touchdown passes: Drew Lock (5), Missouri (2017)
 Threw 4+ touchdown passes: Nick Fitzgerald (4), at Mississippi State (2018)
 Threw 3+ touchdown passes: Nick Fitzgerald (4), at Mississippi State (2018)
 Completed a pass for 90+ yards: Trevor Knight (92), Texas A&M (2016)
 Completed a pass for 80+ yards: Kellen Mond (81), Texas A&M (2017)
 Completed a pass for 70+ yards: Tua Tagovailoa (76), Alabama (2018)
 Completed a pass for 60+ yards: Drew Lock (67), at Missouri (2018)

INDIVIDUAL RECEIVING

Caught 15+ passes: Willie Goshu (17), Auburn (1995)
 Caught 10+ passes: DaMarkus Lodge (10), vs. Ole Miss (2018)
 Caught 7+ passes: DaMarkus Lodge (10), vs. Ole Miss (2018)
 Had 200+ yards receiving: Jamayel Smith (208), Mississippi State (2007)
 Had 150+ yards receiving: Emanuel Hall (153), at Missouri (2018)
 Had 100+ yards receiving: Elijah Moore (130), at Ole Miss (2019)
 Caught 3+ TD passes: A. Hollins (3), Eastern Illinois (2018)
 Caught 2+ TD passes: Elijah Moore (2), at Ole Miss (2019)

INDIVIDUAL TOTAL OFFENSE

Had 400+ yards total offense: Jordan Ta'amu (528; Pass - 387, Rush - 141), Ole Miss (2018)
 Had 300+ yards total offense: Jordan Ta'amu (528; Pass - 387, Rush - 141), Ole Miss (2018)
 Had 100 yards both passing and rushing: Jordan Ta'amu (528; Pass - 387, Rush - 141), Ole Miss (2018)

INDIVIDUAL SCORING

Accounted for 6+ touchdowns: Nick Fitzgerald (Mississippi State), 2016 (6)
 Accounted for 5+ touchdowns: Nick Fitzgerald (Mississippi State), 2018 (5)
 Accounted for 4+ touchdowns: Nick Fitzgerald (Mississippi State), 2018 (5)
 Scored 4+ touchdowns: Peyton Barber (Auburn), 2015 (4)
 Scored 3+ touchdowns: Derrius Guice (3), LSU (2017)

INDIVIDUAL DEFENSE

Intercepted 3+ passes: Minkah Fitzpatrick (3), Alabama (2016)
 Intercepted 2+ passes: N. Brooks, K. Muhammad (2,2), North Texas (2018)
 Recorded 3+ sacks: Jordan Elliott (3.0), at Missouri (2018)
 Recorded 2+ sacks: Jordan Elliott (3.0), at Missouri (2018)

SPECIAL TEAMS

Kicked 5+ field goals: Dan Nystrom (5-5), Minnesota (2002)
 Kicked four field goals: Wyatt Bryan (4-4), at Colorado State (2018)
 Returned a punt for a TD: Keegan Brewer, North Texas (2018)
 Returned a kick for a TD: Jashaun Corbin, vs. Texas A&M (2018)

GAME 3: COLORADO STATE

ARKANSAS BIG PLAYS FROM SCRIMMAGE

Opponent	Rushing					Passing			
	10-19	20-29	30-39	40-49	50+	20-29	30-39	40-49	50+
Portland State	6	1	0	0	0	2	1	0	0
at Ole Miss	4	0	0	0	0	3	1	2	0
Colorado State									
San Jose State									
vs. Texas A&M									
at Kentucky									
Auburn									
at Alabama									
Mississippi State									
WKU									
at LSU									
Missouri									
TOTAL	10	1	0	0	0	5	2	2	0

OPPONENT BIG PLAYS FROM SCRIMMAGE

Opponent	Rushing					Passing			
	10-19	20-29	30-39	40-49	50+	20-29	30-39	40-49	50+
Portland State	2	2	0	0	0	0	1	0	0
at Ole Miss	3	4	0	0	0	4	0	1	0
Colorado State									
San Jose State									
vs. Texas A&M									
at Kentucky									
Auburn									
at Alabama									
Mississippi State									
WKU									
at LSU									
Missouri									
TOTAL	5	6	0	0	0	4	1	1	0

FIRST DOWN GAME LOG

Arkansas					Opponents				
Opponent	Rush	Pass	Penalty	Total	Opponent	Rush	Pass	Penalty	Total
Portland State	12	11	3	26	Portland State	5	7	4	16
at Ole Miss	5	12	1	18	at Ole Miss	11	10	2	23
Colorado State					Colorado State				
San Jose State					San Jose State				
vs. Texas A&M					vs. Texas A&M				
at Kentucky					at Kentucky				
Auburn					Auburn				
at Alabama					at Alabama				
Mississippi State					Mississippi State				
WKU					WKU				
at LSU					at LSU				
Missouri					Missouri				
TOTAL					TOTAL				

TURNOVER CHART

Takeaways					Giveaways				
Opponent	Fumbles	Interceptions	Total	Pts Off	Fumbles	Interceptions	Total	Points Off	Margin
Portland State	0	3	3	0	0	1	1	0	+2
at Ole Miss	2	0	2	0	1	0	1	0	+1
Colorado State									
San Jose State									
vs. Texas A&M									
at Kentucky									
Auburn									
at Alabama									
Mississippi State									
WKU									
at LSU									
Missouri									
TOTAL	2	3	5	0	1	1	2	0	+3

GAME 3: COLORADO STATE

DRIVE SUPERLATIVES

Longest Drive

By No. of Plays

By No. of Yards

By Time of Possession

Arkansas

12 (2x) (63 yards, 5:09) vs. Portland State, FG

81 (7 plays, 2:06) at Ole Miss, TD

5:33 (10 plays, 40 yards) vs. Portland State, Punt

Opponents

14 (75 yards, 6:30) vs. Portland State, TD

85 (13 plays, 4:35) at Ole Miss, TD

6:30 (14 plays, 75 yards) vs. Portland State, TD

Shortest Drive

By No. of Plays

By No. of Yards

By Time of Possession

Arkansas

1 (-2 yards, 0:11) vs. Portland State, End of Half

-2 (1 plays, 0:11) vs. Portland State, End of Half

0:11 (1 play, -2 yards) vs. Portland State, End of Half

Opponents

1 (0 yards, 0:08) vs. Portland State, INT

-3 (2 plays, 1:21) at Ole Miss, Half

0:08 (1 play, 0 yards) vs. Portland State, INT

Scoring Drive Breakdown

Yardage	ARKANSAS		OPPONENT	
	TD	FG	TD	FG
No drive	-	-	-	-
Neg. Yards	-	-	-	-
0-9	-	-	-	-
10-19	-	-	-	-
20-29	-	-	-	-
30-39	-	1	-	1
40-49	-	-	-	2
50-59	-	1	-	-
60-69	2	1	1	-
70-79	-	-	3	-
80-89	1	-	1	-
90-99	-	-	-	-
TOTALS	3	3	5	3

Game-Opening Drives

OPP	ARKANSAS			OPPONENTS		
	PTS	ISTS	YDS	PTS	ISTS	YDS
Portland St.	3	3	54	3	1	42
at Ole Miss	0	0	3	0	0	7
Colorado St.						
San Jose St.						
vs. Texas A&M						
at Kentucky						
Auburn						
at Alabama						
Mississippi St.						
WKU						
at LSU						
Missouri						
TOTALS	3	3	57	3	1	49

Second Half-Opening Drives

OPP	ARKANSAS			OPPONENTS		
	PTS	ISTS	YDS	PTS	ISTS	YDS
Portland St.	0	1	20	0	2	9
at Ole Miss	0	0	9	0	1	29
Colorado St.						
San Jose St.						
vs. Texas A&M						
at Kentucky						
Auburn						
at Alabama						
Mississippi St.						
WKU						
at LSU						
Missouri						
TOTALS	0	1	29	0	3	38

Three & Out Drives

	ARKANSAS THREE-&OUTS/DRIVES	OPPONENT THREE-&OUTS/DRIVES
Portland State	1/12 (8.3%)	2/11 (18.2%)
at Ole Miss	3/12 (25.0%)	2/14 (14.3%)
Colorado State		
San Jose State		
vs. Texas A&M		
at Kentucky		
Auburn		
at Alabama		
Mississippi State		
WKU		
at LSU		
Missouri		
TOTALS	4/24 (16.7%)	4/25 (16.0%)

ARKANSAS DRIVE CHARTS

Portland State

Qtr.	Time	Start	Pl-Yds	TOP	Result
1st	13:09	AR30	9-24	3:29	*FIELD GOAL
1st	07:31	AR36	10-64	4:15	*TOUCHDOWN
2nd	14:07	AR27	3-2	1:38	punt
2nd	09:10	AR20	10-40	5:33	punt
2nd	02:46	PS18	3-4	1:23	interception
2nd	00:34	AR35	4-49	0:34	end of half
3rd	15:00	AR35	5-20	2:06	punt
3rd	08:38	AR44	4-19	1:13	punt
3rd	07:17	AR33	12-67	4:57	*TOUCHDOWN
3rd	00:53	AR29	12-63	5:09	*FIELD GOAL
4th	04:14	AR25	6-40	3:10	punt
4th	00:11	PS38	1-(-2)	0:11	end of half

at Ole Miss

Qtr.	Time	Start	Pl-Yds	TOP	Result
1st	14:21	AR31	3-3	1:05	punt
1st	08:34	AR19	8-33	3:48	punt
1st	02:08	AR38	6-12	3:06	punt
2nd	11:30	AR45	7-36	3:11	*FIELD GOAL
2nd	06:34	AR09	3-0	1:04	punt
2nd	02:18	AR27	7-48	1:28	missed fg
3rd	14:56	AR12	3-9	2:38	punt
3rd	09:31	RA27	9-44	3:58	downs
3rd	02:33	AR17	5-41	1:44	fumble
4th	11:09	AR25	6-10	2:01	punt
4th	05:58	AR41	5-39	1:00	downs
4th	03:27	AR19	7-81	2:06	*TOUCHDOWN

OPPONENT DRIVE CHARTS

Portland State

Qtr.	Time	Start	Pl-Yds	TOP	Result
1st	15:00	PS25	6-42	1:51	*FIELD GOAL
1st	09:40	PS25	3-(-2)	2:09	punt
1st	03:16	PS25	11-45	4:09	*FIELD GOAL
2nd	12:29	PS35	6-24	3:19	punt
2nd	03:37	PS20	3-(-2)	0:51	interception
2nd	01:23	PS22	4-15	0:49	punt
3rd	12:54	PS12	8-9	4:16	punt
3rd	07:25	PS20	1-0	0:08	interception
3rd	02:20	PS25	3-8	1:27	punt
4th	10:44	PS25	14-75	6:30	*TOUCHDOWN
4th	01:04	PS03	4-26	0:53	interception

at Ole Miss

Qtr.	Time	Start	Pl-Yds	TOP	Result
1st	15:00	OM25	3-7	0:39	punt
1st	13:16	OM15	13-85	4:35	*TOUCHDOWN
1st	04:46	OM24	7-38	2:38	downs
2nd	14:02	OM15	6-23	2:32	punt
2nd	08:19	OM25	5-17	1:45	punt
2nd	05:30	AR47	7-31	3:06	*FIELD GOAL
2nd	00:50	OM25	2-9	0:50	half
3rd	12:18	OM44	7-29	2:47	fumble
3rd	05:33	OM29	8-71	2:59	*TOUCHDOWN
3rd	00:49	OM42	5-27	2:18	fumble
4th	13:26	OM26	5-74	2:17	*TOUCHDOWN
4th	09:08	OM34	5-66	3:05	*TOUCHDOWN
4th	04:58	OM20	3-9	1:31	punt
4th	01:21	AR44	2-(-3)	1:21	half

GAME 3: COLORADO STATE

AP POLL

As of Sept. 8, 2019

Rank	Team	Record	Points	Previous
1	Clemson (56)	2-0	1544	-
2	Alabama (6)	2-0	1489	-
3	Georgia	2-0	1385	-
4	LSU	2-0	1336	6
5	Oklahoma	2-0	1315	5
6	Ohio State	2-0	1291	5
7	Notre Dame	1-0	1072	8
8	Auburn	2-0	1056	10
9	Florida	2-0	997	11
10	Michigan	2-0	936	7
11	Utah	2-0	905	13
12	Texas	1-1	877	9
13	Penn State	2-0	781	15
14	Wisconsin	2-0	714	17
15	Oregon	1-1	677	16
16	Texas A&M	1-1	643	12
17	UCF	2-0	544	18
18	Michigan State	2-0	495	19
19	Iowa	2-0	473	20
20	Washington State	2-0	343	22
21	Maryland	2-0	207	NR
22	Boise State	2-0	164	24
23	Washington	1-1	161	14
24	USC	2-0	137	NR
25	Virginia	2-0	122	NR

Others receiving votes: Iowa State 96, California 95, Mississippi State 73, TCU 66, North Carolina 48, Army 42, Colorado 21, Oklahoma State 20, Memphis 12, Arizona State 4, Appalachian State 2, Syracuse 2, Kentucky 2, Boston College 2, Minnesota 1

Dropped from rankings: Syracuse 21, Stanford 23, Iowa State 25, Nebraska 25

AMWAY COACHES POLL

As of Sept. 8, 2019

Rank	Team	Record	Points	Previous
1	Clemson (60)	2-0	1572	-
2	Alabama (3)	2-0	1513	-
3	Georgia	2-0	1415	-
4	Oklahoma	2-0	1362	-
5	LSU	2-0	1314	6
6	Ohio State	2-0	1309	5
7	Notre Dame	1-0	1118	8
8	Florida	2-0	1064	10
9	Auburn	2-0	993	13
10	Michigan	2-0	945	7
11	Penn State	2-0	868	14
12	Utah	2-0	839	15
13	Texas	1-1	823	9
14	Wisconsin	2-0	739	16
15	Texas A&M	1-1	668	11
16	UCF	2-0	584	17
17	Oregon	1-1	568	18
18	Iowa	2-0	496	19
19	Michigan State	2-0	446	20
20	Washington State	2-0	418	21
21	Washington	1-1	314	12
22	Boise State	2-0	214	24
23	Mississippi State	2-0	134	NR
24	USC	2-0	120	NR
25	Maryland2-0	109	NR	

Others receiving votes: Virginia 64, Kentucky 62, California 51, Iowa State 48, Memphis 46, Oklahoma State 45, North Carolina 42, Army 31, Boston College 31, NC State 28, TCU 28, Colorado 16, Stanford 8, Hawai'i 7, Appalachian State 6, Minnesota 5, Wyoming 3, Troy 2, Arizona State 2, Wake Forest 2, Nebraska 1, Navy 1, Tulane 1

Dropped from rankings: Syracuse 22, Stanford 23, Nebraska 25

GAME 3: COLORADO STATE

ALPHABETICAL ROSTER

No.	Name	Pos.
68	Kirby Adcock	OL
3	McTelvin Agim	DL
44	Jermarcus Arnold	RB
84	Peyton Ausley	WR
28	Reid Bauer	P
86	Jamario Bell	DL
35	Matt Berry	DB
24	LaDarrius Bishop	DB
15	Simeon Blair	DB
9	Greg Brooks Jr.	DB
5	Rakeem Boyd	RB
34	Martaveous Brown	DB
21	Montaric Brown	DB
16	Treyton Burks	WR
23	Devin Bush	CB
54	Austin Capps	OL
91	Taurean Carter	DL
1	Jalen Catalon	DB
6	Kendall Catalon	WR
16	Malik Chavis	DB
17	Hudson Clark	DB
66	Ty Clary	OL
13	Collin Clay	DL
57	Shane Clinin	OL
76	Myron Cunningham	OL
2	Kamren Curl	DB
20	Jordon Curtis	DB
22	Deon Edwards	LB
7	Joe Foucha	DB
48	Nicholas Fulwider	DL
38	Karch Gardiner	WR
73	Noah Gatlin	OL
5	Dorian Gerald	DL
50	Eric Gregory	DL
89	Grayson Gunter	TE
92	Elias Hale	DL
41	T.J. Hammonds	RB
59	Morgan Hanna	DL
14	Chase Harrell	TE
8	De'Jon Harris	LB
2	Chase Hayden	RB
27	Hayden Henry	LB
82	Hudson Henry	TE
38	Chad Hesson	RB
6	Ben Hicks	QB
64	Audry Horn	OL
58	Griffin Hunt	DL
11	Daulton Hyatt	WR
74	Colton Jackson	OL
3	Koilan Jackson	WR
99	Enoch Jackson Jr.	DL
15	T.Q. Jackson	WR
13	K.J. Jefferson	QB
47	Cedric Johnson	LB
32	Hayden Johnson	TE
9	John Stephen Jones	QB
10	Jordan Jones	WR
70	Luke Jones	OL
67	Logan Kallesen	OL
87	Blake Kern	TE
7	Trey Knox	WR
62	Brady Latham	OL
55	Beaux Limmer	OL
19	Connor Limpert	K
18	Jack Lindsey	QB
42	Sam Loy	P
42	Jonathan Marshall	DL
18	Myles Mason	DB
4	Jarques McClellion	DB
36	D'Vone McClure	LB
90	Marcus Miller	DL
39	John Miscoll	LB
31	Grant Morgan	LB
19	Tyson Morris	WR

NUMERICAL ROSTER

No.	Name	Pos.	Ht.	Wt.	Cl.	Exp.	Hometown (Previous School)
1	Jalen Catalon	DB	5-10	196	Fr.	HS	Mansfield, Texas (Mansfield Legacy HS)
1	De'Von Warren	WR	5-10	188	Jr.	2L	Monroe, La. (Ouachita Parish HS)
2	Kamren Curl	DB	6-2	198	Jr.	2L	San Diego, Calif. (Muskogee [Okla.] HS)
2	Chase Hayden	RB	5-10	205	Jr.	2L	Memphis, Tenn. (Saint George's Independent School)
3	McTelvin Agim	DL	6-3	300	Sr.	3L	Texarkana, Texas (Hope [Ark.] HS)
3	Koilan Jackson	WR	6-2	211	So.	1L	Little Rock, Ark. (Joe T. Robinson HS)
4	Jarques McClellion	DB	6-0	175	So.	1L	Lake Worth, Fla. (American Heritage School)
4	Shamar Nash	WR	6-3	195	Fr.	HS	Memphis, Tenn. (IMG Academy)
5	Rakeem Boyd	RB	6-0	213	Jr.	1L	Stratford, Texas (Independence [Kan.] CC)
5	Dorian Gerald	DL	6-3	261	Sr.	1L	Florence, S.C. (College of the Canyons [Calif.]
6	Kendall Catalon	WR	5-9	184	So.	TR	Mansfield, Texas (Southern
6	Ben Hicks	QB	6-1	217	Sr.	TR	Waco, Texas (SMU)
6	Gabe Richardson	DL	6-3	240	Sr.	2L	Decatur, Ga. (Hutchinson [Kan.] CC)
7	Joe Foucha	DB	5-11	195	So.	1L	New Orleans, La. (McDonogh 35 HS)
7	Trey Knox	WR	6-5	205	Fr.	HS	Murfreesboro, Tenn. (Blackman HS)
8	De'Jon Harris	LB	6-0	248	Sr.	3L	Harvey, La. (John Ehret HS)
8	Mike Woods	WR	6-1	203	So.	1L	Magnolia, Texas (Magnolia HS)
9	Greg Brooks Jr.	DB	5-11	179	Fr.	HS	Harvey, La. (West Jefferson HS)
9	John Stephen Jones	QB	5-11	199	R-Fr.	RS	Dallas, Texas (Highland Park HS)
10	Jordan Jones	WR	6-1	185	Jr.	2L	Smackover, Ark. (Smackover HS)
10	Bumper Pool	LB	6-2	228	So.	1L	Lucas, Texas (Lovejoy HS)
11	Daulton Hyatt	WR	6-4	197	So.	1L	Arab, Ala. (Etowah HS)
11	Mataio Soli	DL	6-4	239	Fr.	HS	Douglasville, Ga. (Douglas County HS)
13	Collin Clay	DL	6-5	285	Fr.	HS	Oklahoma City, Okla. (Putnam City HS)
13	K.J. Jefferson	QB	6-3	228	Fr.	HS	Sardis, Miss. (North Panola HS)
13	Nathan Parodi	DB	5-9	170	R-Fr.	RS	Austin, Texas (Lake Travis HS)
13	Deon Stewart	WR	5-11	161	Sr.	3L	Hardy, Ark. (Highland HS)
14	Chase Harrell	TE	6-4	249	Sr.	1L	Huffman, Texas (Kansas)
14	Britto Tutt	DB	6-1	176	Sr.	2L	Augusta, Ga. (Ventura [Calif.] College)
15	Simeon Blair	DB	5-10	200	R-Fr.	RS	Pine Bluff, Ark. (Pine Bluff HS)
15	T.Q. Jackson	WR	6-4	197	Fr.	HS	Jefferson, Texas (Jefferson HS)
16	Treyton Burks	WR	6-3	223	Fr.	HS	Warren, Ark. (Warren HS)
16	Malik Chavis	DB	6-2	198	Fr.	HS	Rison, Ark. (Rison HS)
17	Hudson Clark	DB	6-2	171	Fr.	HS	Dallas, Texas (Highland Park HS)
17	Nick Starkel	QB	6-3	214	Jr.	TR	Argyle, Texas (Texas A&M)
18	Jack Lindsey	QB	6-2	204	Jr.	1L	Fayetteville, Ark. (Springdale HS)
18	Myles Mason	DB	6-2	203	So.	1L	Trussville, Ala. (Hewitt-Trussville HS)
19	Connor Limpert	K	6-1	175	Sr.	3L	Allen, Texas (Allen HS)
19	Tyson Morris	WR	6-1	200	So.	1L	Helena-West Helena, Ark. (Fayetteville HS)
20	Jordon Curtis	DB	6-0	176	So.	1L	Jenks, Okla. (Jenks HS)
21	Montaric Brown	DB	6-0	187	So.	1L	Ashdown, Ark. (Ashdown HS)
21	Devwah Whaley	RB	5-11	212	Sr.	3L	Beaumont, Texas (Central HS)
22	Deon Edwards	LB	6-1	220	Jr.	2L	Clermont, Fla. (Lake Minneola HS)
22	Trelon Smith	RB	5-9	184	So.	TR	Houston, Texas (Arizona State)
23	Devin Bush	CB	6-0	203	Fr.	HS	New Orleans, La. (Edna Karr HS)
24	LaDarrius Bishop	DB	6-0	193	R-Fr.	RS	Ashdown, Ark. (Ashdown HS)
24	A'Montae Spivey	RB	6-1	192	Fr.	HS	Phenix City, Ala. (Central HS)
25	Zach Zimos	LB	6-4	211	Fr.	HS	Richmond, Texas (Fort Bend Travis HS)
26	Micahh Smith	DB	6-0	201	Jr.	2L	Marshall, Texas (Marshall HS)
26	Reid Turner	RB	5-10	180	Fr.	HS	Farmington, Ark. (Farmington HS)
27	Hayden Henry	LB	6-2	226	Jr.	2L	Little Rock, Ark. (Pulaski Academy)
28	Reid Bauer	P	5-11	198	So.	1L	Magnolia, Texas (Magnolia HS)
28	Andrew Parker	LB	6-2	237	R-Fr.	RS	New Orleans, La. (Sophie B. Wright HS)
29	Jared Sackett	K	6-1	180	Jr.	TR	Fort Worth, Texas (UTSA)
29	Asa Shearin	LB	6-1	219	Fr.	HS	Jonesboro, Ark. (Jonesboro HS)
31	Grant Morgan	LB	5-11	229	Jr.	2L	Greenwood, Ark. (Greenwood HS)
32	Hayden Johnson	TE	6-2	248	Sr.	3L	Columbia, Mo. (Rock Bridge HS)
33	Logan Orr	LB	6-2	230	Fr.	HS	Jonesboro, Ark. (Jonesboro HS)
34	Martaveous Brown	DB	6-0	190	So.	SQ	Marianna, Ark. (Arkansas Tech)
35	Matt Berry	DB	5-10	200	Sr.	1L	Booneville, Ark. (Ouachita Baptist University)
36	D'Vone McClure	LB	6-2	219	Jr.	2L	Rixey, Ark. (Jacksonville HS)
37	Brenden Young	DB	6-1	202	Sr.	2L	Little Rock, Ark. (Ouachita Baptist University)
38	Chad Hesson	RB	5-9	193	So.	HS	Lucas, Texas (Adams State)
38	Karch Gardiner	WR	5-9	171	Fr.	HS	El Paso, Texas (Del Valle HS)
39	John Miscoll	LB	6-2	209	So.	HS	Southlake, Texas (Northeastern State)
40	Trey Purifoy	TE	6-7	246	Sr.	SQ	Little Rock, Ark. (Ouachita Baptist University)
40	Anthony Travis	LB	6-2	230	Fr.	HS	Fort Smith, Ark. (Fort Smith Northside HS)
41	T.J. Hammonds	RB	5-10	184	R-Jr.	2L	Little Rock, Ark. (Joe T. Robinson HS)
42	Sam Loy	P	6-1	195	Jr.	TR	San Clemente, Calif. (Colorado)
42	Jonathan Marshall	DL	6-3	299	Jr.	2L	Shepherd, Texas (Shepherd HS)
44	Jermarcus Arnold	RB	5-8	186	Jr.	TR	Marianna, Ark. (Arkansas Baptist)
44	Cameron Vail	DB	6-1	187	R-Fr.	RS	Bryant, Ark. (Bryant HS)
47	Cedric Johnson	LB	6-0	206	So.	TR	Dallas, Texas (University of Mary)
48	Nicholas Fulwider	DL	6-7	260	R-Fr.	RS	Tyrone, Ga. (Sandy Creek HS)

GAME 3: COLORADO STATE

NUMERICAL ROSTER

No.	Name	Pos.	Ht.	Wt.	Cl.	Exp.	Hometown (Previous School)
48	Jordan Silver	LS	6-1	217	So.	1L	Branson, Mo. (Branson HS)
49	McKinley Williams	LB	6-4	201	R-Fr.	RS	Sheridan, Ark. (Sheridan HS)
50	Eric Gregory	DL	6-4	275	Fr.	HS	Memphis, Tenn. (IMG Academy)
50	Chibueze Nwanna	OL	6-7	329	Jr.	TR	Hyattsville, Md. (Lackawanna CC)
51	Ricky Stromberg	OL	6-4	266	Fr.	HS	Tulsa, Okla. (Union HS)
52	T.J. Smith	DL	6-3	293	Sr.	3L	Moultrie, Ga. (Colquitt County HS)
53	John Oehrlein	LS	6-1	244	Fr.	HS	Austin, Texas (Westlake HS)
54	Austin Capps	OL	6-4	304	Sr.	3L	Star City, Ark. (Star City HS)
54	Jake Yurachek	LB	6-0	239	R-Fr.	TR	Friendswood, Texas (Colorado)
55	Beaux Limmer	OL	6-5	293	Fr.	HS	Tyler, Texas (Tyler Lee HS)
56	Zach Williams	DL	6-4	224	Fr.	HS	Little Rock, Ark. (Joe T. Robinson HS)
57	Shane Clemen	OL	6-6	302	So.	1L	Festus, Mo. (Jefferson HS)
58	Griffin Hunt	DL	6-4	230	R-Fr.	RS	Lucas, Texas (Lovejoy HS)
59	Morgan Hanna	DL	6-4	201	Fr.	HS	Greenwood, Ark. (Greenwood HS)
62	Brady Latham	OL	6-5	284	Fr.	HS	Jenks, Okla. (Jenks HS)
64	Audry Horn	OL	6-2	303	So.	SQ	Benton, Ark. (Little Rock Catholic HS)
66	Ty Clary	OL	6-4	285	Jr.	2L	Fayetteville, Ark. (Fayetteville HS)
67	Logan Kallesen	OL	6-4	299	Fr.	HS	Springdale, Ark. (Shiloh Christian)
68	Kirby Adcock	OL	6-5	288	So.	1L	Nashville, Ark. (Nashville HS)
69	Austin Nix	OL	6-2	286	Fr.	HS	Texarkana, Ark. (Arkansas HS)
70	Luke Jones	OL	6-5	299	R-Fr.	TR	Little Rock, Ark. (Notre Dame)
71	Ryan Winkel	OL	6-6	285	R-Fr.	RS	Memphis, Tenn. (Christian Brothers HS)
72	Drew Vest	OL	6-6	278	Fr.	HS	Searcy, Ark. (Searcy HS)
73	Noah Gatlin	OL	6-7	302	R-Fr.	RS	Jonesboro, Ark. (Jonesboro HS)
74	Colton Jackson	OL	6-5	298	Sr.	3L	Conway, Ark. (Conway HS)
75	Silas Robinson	OL	6-4	306	R-Fr.	RS	Yoakum, Texas (Yoakum HS)
76	Myron Cunningham	OL	6-6	290	Jr.	TR	Warren, Ohio (Iowa Central CC)
78	Dalton Wagner	OL	6-9	308	So.	1L	Spring Grove, Ill. (Richmond Burton HS)
79	Dylan Rathcke	OL	6-5	293	Fr.	HS	Baton Rouge, La. (University Lab HS)
80	Brett Nabors	WR	6-3	182	Fr.	HS	Nashville, Tenn. (Christ Presbyterian Academy)
80	Matthew Phillips	P	5-10	180	So.	1L	Brentwood, Tenn. (Brentwood HS)
81	Jackson Salley	WR	6-0	183	Fr.	HS	Rockwall, Texas (Rockwall-Heath HS)
82	Hudson Henry	TE	6-5	238	Fr.	HS	Little Rock, Ark. (Pulaski Academy)
83	Jimmie Stoudemire	WR	6-2	204	R-Jr.	RS	Prattville, Ala. (Riverside City [Calif.] College)
84	Peyton Ausley	WR	6-2	185	R-Fr.	RS	Austin, Texas (Vandegriff High School)
85	Cheyenne O'Grady	TE	6-4	256	Sr.	2L	Fayetteville, Ark. (Fayetteville HS)
86	Jamario Bell	DL	6-5	265	Sr.	1L	Junction City, Ark. (Junction City HS)
86	John David White	WR	5-11	171	Fr.	HS	Little Rock, Ark. (Pulaski Academy)
87	Blake Kern	TE	6-4	256	Jr.	1L	Lamar, Ark. (Lamar HS)
89	Grayson Gunter	TE	6-6	243	Jr.	2L	Madison, Miss. (Madison Central HS)
90	Marcus Miller	DL	6-5	299	Fr.	HS	Warren, Ark. (Warren HS)
91	Taurean Carter	DL	6-3	288	Fr.	HS	Mansfield, Texas (Mansfield Legacy HS)
92	Elias Hale	DL	6-4	257	Jr.	SQ	Fayetteville, Ark. (Fayetteville HS)
92	Chad Stephens	P	5-11	188	Jr.	SQ	Owasso, Okla. (Dodge City CC)
93	Isaiah Nichols	DL	6-3	277	R-Fr.	RS	Springdale, Ark. (Springdale HS)
94	David Porter	DL	6-3	250	So.	SQ	Little Rock, Ark. (Joe T. Robinson HS)
99	Enoch Jackson Jr.	DL	6-0	292	Fr.	HS	Mansfield, Texas (Mansfield Legacy HS)

Roster by Class: Senior - 19 | Junior - 25 | Sophomore - 24 | Freshman - 53

FOOTBALL STAFF

Coaching Staff

Chad Morris Head Coach	2nd Season
John Chavis Defensive Coordinator/LBs	2nd Season
Joe Craddock Offensive Coordinator/QBs	2nd Season
Steve Caldwell Defensive Line	2nd Season
Ron Cooper Secondary	2nd Season
Dustin Fry Offensive Line	2nd Season
Kenny Ingram Defensive Tackles	1st Season
Barry Lunney Jr. Tight Ends/Special Teams	7th Season
Mark Smith Secondary	2nd Season
Justin Stepp Wide Receivers	2nd Season
Jeff Traylor Associate Head Coach/RBs	2nd Season

Graduate Assistants

Imarjaye Albury Defense	2nd Season
Kyle Brende Equipment	2nd Season
Mark Modleski Offense	2nd Season
Will Gilchrist Defense	1st Season
Cass McCord Video	1st Season
Austin Van Poucke Operations	1st Season

Quality Control/Analysts

Will Bryant Offense	2nd Season
Kap Dede Defense	1st Season
Alonzo Hampton Defense	1st Season
Jess Loepp Offense	1st Season
John Roberts Defense	5th Season
Daniel Da Prato Special Teams	1st Season

Support Staff

Randy Ross Football Operations	2nd Season
Trumain Carroll Strength & Conditioning	2nd Season
Dave Polanski Athletic Training	2nd Season
Bobby Allen HS/NFL Relations	7th Season
SJ Tuohy Football Operations	2nd Season
Sam Ogden Video	2nd Season
Jake Rosch Equipment	6th Season
Ty Gatson Offensive Player Personnel	2nd Season
Alex Dale Defensive Player Personnel	1st Season

ALPHABETICAL ROSTER

No.	Name	Pos.
80	Brett Nabors	WR
4	Shamar Nash	WR
93	Isaiah Nichols	DL
69	Austin Nix	OL
50	Chibueze Nwanna	OL
53	John Oehrlein	LS
85	Cheyenne O'Grady	TE
33	Logan Orr	LB
28	Andrew Parker	LB
13	Nathan Parodi	DB
80	Matthew Phillips	P
10	Bumper Pool	LB
94	David Porter	DL
40	Trey Purifoy	TE
79	Dylan Rathcke	OL
6	Gabe Richardson	DL
75	Silas Robinson	OL
29	Jared Sackett	K
81	Jackson Salley	WR
29	Asa Shearin	LB
48	Jordan Silver	LS
26	Micahh Smith	DB
52	T.J. Smith	DL
22	Trelon Smith	RB
11	Mataio Soli	DL
24	A'Montae Spivey	RB
17	Nick Starkel	QB
92	Chad Stephens	P
13	Deon Stewart	WR
83	Jimmie Stoudemire	WR
51	Ricky Stromberg	OL
40	Boo Travis	LB
26	Reid Turner	RB
14	Britto Tutt	DB
44	Cameron Vail	DB
72	Drew Vest	OL
78	Dalton Wagner	OL
1	De'Vion Warren	WR
21	Devwah Whaley	RB
86	John David White	WR
49	McKinley Williams	LB
56	Zach Williams	DL
71	Ryan Winkel	OL
8	Michael Woods	WR
37	Brenden Young	DB
54	Jake Yurachek	LB
25	Zach Zimos	LB

PRONUNCIATIONS

McTelvin Agim	UH-geem
Peyton Ausley	OZ-lee
Taurean Carter	Tore-ee-an
Joe Foucha	foo-SHAY
De'Jon Harris	DEE-jhon
Koilan Jackson	Coy-Lynn
Enoch Jackson Jr.	Ee-knock
Barry Lunney Jr.	LUHN-ee
Jarques McClellion	JAR-kwezz
D'Vone McClure	de-VON
Chibueze Nwanna	cha-BOY-zee nah-WAH-na
Nathan Parodi	pa-ro-DEE
Dylan Rathcke	Wrath-key
Mataio Soli	mah-TYE-oh
Britto Tutt	BREE-toe
De'Vion Warren	Deh-VEE-on
Devwah Whaley	DEV-wah
Zach Zimos	ZIE-mus

GAME 3: COLORADO STATE



McTELVIN AGIM

3

Defensive Line | 6-3 | 300 | Senior
Texarkana, Texas | Hope (Ark.) HS



QUICK HITS

- Nickname: Sosa - given by friends for resemblance to Chief Keef (nicknamed Sosa).
- Enrolled with 28 college credit hours with plan to graduate in three years - accomplished.
- Arkansas' active career leader in tackles for loss (26.0).
- Racked up 3.0 tackles for loss in first two games, ranking tied for fourth in SEC.
- Ranked 12th in the SEC in 2018 in tackles for loss with 10.0 - first Razorback since 2015.

CAREER STATS

	GP/GS	UA	A	ToT	TFL-YDS	SCK-YDS	FF	FR-YDS	INT-YDS	QBH	BRUP
2016	13/5	8	19	27	5.5-23	2.5-13	0	0-0	0-0	2	0
2017	12/11	15	22	37	7.5-33	2.5-19	2	0-0	0-0	3	3
2018	12/12	19	26	45	10.0-44	4.5-25	3	1-0	0-0	11	1
2019	2/2	5	4	9	3.0-11	2.0-9	0	0-0	0-0	0	0
TOTAL	39/30	47	71	118	26.0-111	11.5-66	4	1-0	0-0	16	4

GAME-BY-GAME STATS

	GP/GS	UA	A	ToT	TFL-YDS	SCK-YDS	FF	FR-YDS	INT-YDS	QBH	BRUP
PORTLAND ST.	1/1	2	4	6	2.0-9	2.0-9	0	0-0	0-0	0	0
at Ole Miss	1/1	3	0	3	1.0-2	0.0-0	0	0-0	0-0	0	0
COLORADO ST.											
SAN JOSE ST.											
vs. Texas A&M											
at Kentucky											
AUBURN											
at Alabama											
MISSISSIPPI ST.											
WESTERN KY.											
at LSU											
MISSOURI											
TOTAL	2/2	5	4	9	3.0-11	2.0-9	0	0-0	0-0	0	0

SEASON HIGHS

Tackles	6 vs. Portland St. (8/31/19)
Tackles For Loss	2.0 vs. Portland St. (8/31/19)
Sacks	2.0 vs. Portland St. (8/31/19)
QB Hurries	None
Pass Breakups	None
Forced Fumbles	None

CAREER HIGHS

Tackles	9 vs. TCU (9/9/17)
Tackles For Loss	3.5 vs. Tulsa (10/20/18)
Sacks	2.0 (2x) vs. Portland St. (8/31/19)
QB Hurries	3 vs. North Texas (9/15/18)
Pass Breakups	1 (4x) vs. Eastern Illinois (9/1/18)
Forced Fumbles	2 (2x) last at Colorado State (9/8/18)



RAKEEM BOYD

5

Running Back | 6-0 | 213 | Junior
Stratford, Texas | Independence CC (Kansas)

QUICK HITS

- Brother, Rashad, is a sprinter for the Arkansas track & field team.
- Moved from New Orleans to Houston at age 5 because of Hurricane Katrina.
- Tallied his fourth 100+ yard game of career in Week 1 vs. Portland St. (8/31), a career-high.
- His 114 yards vs. Portland St. was the third-highest output by an SEC RB in Week 1.
- 69-yard touchdown run vs. Ole Miss was Arkansas' longest play from scrimmage in 2018.

CAREER STATS

	RUSHING					RECEIVING				
	GP/GS	ATT	YDS	AVG	TD	LNG	REC	YDS	AVG	TD
2018	12/8	123	734	6.0	2	69	23	165	7.2	0
2019	2/2	35	181	5.2	1	25	4	30	7.5	0
TOTAL	14/10	158	915	5.8	3	74	27	195	7.2	0

GAME-BY-GAME STATS

	GP/GS	RUSHING					RECEIVING				
	GP/GS	ATT	YDS	AVG	TD	LNG	REC	YDS	AVG	TD	LNG
PORTLAND ST.	1/1	18	114	6.3	1	25	3	22	7.3	0	13
at Ole Miss	1/1	17	67	3.9	0	10	1	8	8.0	0	8
COLORADO ST.											
SAN JOSE ST.											
vs. Texas A&M											
at Kentucky											
AUBURN											
at Alabama											
MISSISSIPPI ST.											
WESTERN KY.											
at LSU											
MISSOURI											
TOTAL	2/2	35	181	5.2	1	25	4	30	7.5	0	13

SEASON HIGHS

Rushes	18 vs. Portland St. (8/31/19)
Rushing Yards	114 vs. Portland St. (8/31/19)
Rushing Touchdowns	1 vs. Portland St. (8/31/19)
Long Rush	25 vs. Portland St. (8/31/19)
100-Yard Games	1 last vs. Portland St. (8/31/19)
Receptions	3 vs. Portland St. (8/31/19)
Receiving Yards	22 vs. Portland St. (8/31/19)
Receiving Touchdowns	None
Long Reception	13 vs. Portland St. (8/31/19)

CAREER HIGHS

Rushes	22 vs. Tulsa (10/20/18)
Rushing Yards	114 vs. Portland St. (8/31/19)
Rushing Touchdowns	1 (3x) last vs. Portland St. (8/31/19)
Long Rush	69 vs. Ole Miss (10/13/18)
100-Yard Games	4 last vs. Portland St. (8/31/19)
Receptions	5 vs. Alabama (10/6/18)
Receiving Yards	39 at Auburn (9/22/18)
Receiving Touchdowns	None
Long Reception	38 vs. Ole Miss (10/13/18)

GAME 3: COLORADO STATE



GREG BROOKS JR.

9

Defensive Back | 5-11 | 179 | Freshman
Harvey, La. | West Jefferson HS

QUICK HITS

- Early enrollee
- Son of Greg Brooks Sr. - DB at Michigan & Southern Miss - Drafted by Bengals (6th rd) in 2004.
- Has started each of the first two games in 2019 at nickel back.
- Four-star prospect by Rivals and ESPN - No. 35 CB in nation & No. 18 in Louisiana by ESPN.
- Racked up four tackles in SEC opener at Ole Miss - also had both of Arkansas' PBU's.

CAREER STATS

	GP/GS	UA	A	ToT	TFL-YDS	SCK-YDS	FF	FR-YDS	INT-YDS	QBH	BRUP
2019	2/2	3	1	4	0.0-0	0.0-0	0	0-0	0-0	1	2
TOTAL	2/2	3	1	4	0.0-0	0.0-0	0	0-0	0-0	1	2

GAME-BY-GAME STATS

	GP/GS	UA	A	ToT	TFL-YDS	SCK-YDS	FF	FR-YDS	INT-YDS	QBH	BRUP
PORTLAND ST.	1/1	0	0	0	0.0-0	0.0-0	0	0-0	0-0	1	0
at Ole Miss	1/1	3	1	4	0.0-0	0.0-0	0	0-0	0-0	0	2
COLORADO ST.											
SAN JOSE ST.											
vs. Texas A&M											
at Kentucky											
AUBURN											
at Alabama											
MISSISSIPPI ST.											
WESTERN KY.											
at LSU											
MISSOURI											
TOTAL	2/2	3	1	4	0.0-0	0.0-0	0	0-0	0-0	1	2

SEASON HIGHS

Tackles	4 at Ole Miss (9/7/19)
Double-Figure Tackle Games	None
Tackles For Loss	None
Sacks	None
Interceptions	None
Interception Return Yards	None
QB Hurries	1 vs. Portland St. (8/31/19)
Pass Breakups	2 at Ole Miss (9/7/19)
Forced Fumbles	None

CAREER HIGHS

Tackles	4 at Ole Miss (9/7/19)
Double-Figure Tackle Games	None
Tackles For Loss	None
Sacks	None
Interceptions	None
Interception Return Yards	None
QB Hurries	1 vs. Portland St. (8/31/19)
Pass Breakups	2 at Ole Miss (9/7/19)
Forced Fumbles	None



MONTARIC BROWN

21

Defensive Back | 6-0 | 187 | Sophomore
Ashdown, Ark. | Ashdown HS

QUICK HITS

- Nickname - Buster - given to him by HS coach & town of Ashdown, Ark.
- Played in 11 of 12 games last season, starting three against Tulsa, Vanderbilt and at Missouri.
- Recorded best game of year in finale at Missouri with five tackles and a PBU.
- Has three tackles through first two games of 2019 - started both at defensive back.
- Redshirted 2017 season.

QUICK HITS

- Enjoys being outdoors, fishing & watching old reruns of westerns in the early morning.
- Started at wide receiver in the season opener against Portland State.
- Hauled in three catches for 52 yards - team-high yardage.
- Four-star prospect by Rivals, 247Sports and ESPN.
- Rated as the top player in the state of Arkansas by 247Sports & No. 82 in country by ESPN.

GAME 3: COLORADO STATE



TREYLON BURKS

16

Wide Receiver | 6-3 | 223 | Freshman
Warren, Ark. | Warren HS

QUICK HITS

- Enjoys being outdoors, fishing & watching old re-runs of westerns in the early morning.
- Started at wide receiver in the season opener against Portland State.
- Hauled in three catches for 52 yards - team-high yardage.
- Four-star prospect by Rivals, 247Sports and ESPN.
- Rated as the top player in the state of Arkansas by 247Sports & No. 82 in country by ESPN.

CAREER STATS

	RECEIVING					RUSHING				
	GP/GS	REC	YDS	AVG	TD	LNG	ATT	YDS	AVG	TD
2019	2/1	5	80	16.0	0	22	0	0	0.0	0
TOTAL	2/1	5	80	16.0	0	22	0	0	0.0	0

GAME-BY-GAME STATS

	RUSHING					RECEIVING				
	GP/GS	REC	YDS	AVG	TD	LNG	ATT	YDS	AVG	TD
PORTLAND ST.	1/1	3	52	17.3	0	20	0	0	0	0
at Ole Miss	1/0	2	28	14.0	0	22	0	0	0	0
COLORADO ST.										
SAN JOSE ST.										
vs. Texas A&M										
at Kentucky										
AUBURN										
at Alabama										
MISSISSIPPI ST.										
WESTERN KY.										
at LSU										
MISSOURI										
TOTAL	2/1	5	80	16.0	0	22	0	0	0.0	0

SEASON HIGHS

Receptions3 vs. Portland State (8/31/19)
Receiving Yards52 vs. Portland State (8/31/19)
Receiving TouchdownsNone
Long Reception22 at Ole Miss (9/7/19)

CAREER HIGHS

Receptions3 vs. Portland State (8/31/19)
Receiving Yards52 vs. Portland State (8/31/19)
Receiving TouchdownsNone
Long Reception22 at Ole Miss (9/7/19)



KAMREN CURL

2

Defensive Back | 6-2 | 198 | Junior
San Diego, Calif. | Muskogee HS (Okla.)

QUICK HITS

- Coached by his dad, Greg, in HS - DC in 9th grade / Assistant Coach on varsity.
- Father served in Navy, moved from California to Oklahoma at start of HS career.
- Returned his first career fumble recovery 69 yards for a touchdown at Ole Miss (9/7).
- Is only player in the SEC with a SCK, an INT and a fumble recovery this year.
- Was the first Razorback with a SCK and INT in same game since Alonzo Highsmith in 2011.

CAREER STATS

	GP/GS	UA	A	ToT	TFL-YDS	SCK-YDS	FF	FR-YDS	INT-YDS	QBH	BRUP
2017	12/11	32	14	46	0.0-0	0.0-0	0	0-0	0-0	0	8
2018	11/11	27	26	53	0.0-0	0.0-0	1	0-0	0-0	1	5
2019	2/2	10	3	13	2.0-9	2.0-9	1	1-69	1-29	0	0
TOTAL	25/24	69	39	108	2.0-9	2.0-9	2	1-69	1-29	1	13

GAME-BY-GAME STATS

	GP/GS	UA	A	ToT	TFL-YDS	SCK-YDS	FF	FR-YDS	INT-YDS	QBH	BRUP
PORTLAND ST.	1/1	4	1	5	2.0-9	2.0-9	0	0-0	1-29	0	0
at Ole Miss	1/1	6	2	8	0.0-0	0.0-0	1	1-69	0-0	0	0
COLORADO ST.											
SAN JOSE ST.											
vs. Texas A&M											
at Kentucky											
AUBURN											
at Alabama											
MISSISSIPPI ST.											
WESTERN KY.											
at LSU											
MISSOURI											
TOTAL	2/2	10	3	13	2.0-9	2.0-9	1	1-69	1-29	0	0

SEASON HIGHS

Tackles8 at Ole Miss (9/7/19)
Tackles For Loss2.0 vs. Portland St. (8/31/19)
Sacks2.0 vs. Portland St. (8/31/19)
QB HurriesNone
Pass BreakupsNone
Forced Fumbles1 at Ole Miss (9/7/19)
Interceptions1 vs. Portland St. (8/31/19)

CAREER HIGHS

Tackles9 at Auburn (9/22/18)
Tackles For Loss2.0 vs. Portland St. (8/31/19)
Sacks2.0 vs. Portland St. (8/31/19)
QB Hurries1 vs. LSU (11/10/18)
Pass Breakups3 at South Carolina (10/7/17)
Forced Fumbles1 (2x) last at Ole Miss (9/7/19)
Interceptions1 vs. Portland St. (8/31/19)

GAME 3: COLORADO STATE



JOE FOUCHA

7

Defensive Back | 5-11 | 195 | Sophomore
New Orleans, La. | McDonogh 35 HS

QUICK HITS

- House flooded during Hurricane Katrina - moved to Texas, moved back to NOLA later.
- Recognized as PAT Award winner by Coach Morris after camp - Passion/Attitude/Trust.
- Played in nine games as a freshman in 2018, starting the season finale at Missouri.
- Hauled in his first career interception late vs. Portland St. (8/31), sealing the game.
- Tied for third on the team in Week 2 at Ole Miss with a career-high seven tackles.

CAREER STATS

	GP/GS	UA	A	ToT	TFL-YDS	SCK-YDS	FF	FR-YDS	INT-YDS	QBH	BRUP
2018	9/1	6	5	11	0.0-0	0.0-0	0	0-0	0-0	0	0
2019	2/2	6	2	8	0.0-0	0.0-0	0	1-0	1-20	0	2
TOTAL	11/3	12	7	19	0.0-0	0.0-0	0	1-0	1-20	0	2

GAME-BY-GAME STATS

	GP/GS	UA	A	ToT	TFL-YDS	SCK-YDS	FF	FR-YDS	INT-YDS	QBH	BRUP
PORTLAND ST.	1/1	0	1	1	0.0-0	0.0-0	0	0-0	1-20	0	2
at Ole Miss	1/1	6	1	7	0.0-0	0.0-0	0	1-0	0-0	0	0
COLORADO ST.											
SAN JOSE ST.											
vs. Texas A&M											
at Kentucky											
AUBURN											
at Alabama											
MISSISSIPPI ST.											
WESTERN KY.											
at LSU											
MISSOURI											
TOTAL	2/2	6	2	8	0.0-0	0.0-0	0	1-0	1-20	0	2

SEASON HIGHS

Tackles	7 at Ole Miss (9/7/19)
Tackles For Loss	None
Sacks	None
QB Hurries	None
Pass Breakups	2 vs. Portland St. (8/31/19)
Forced Fumbles	None
Interceptions	1 vs. Portland St. (8/31/19)

CAREER HIGHS

Tackles	7 at Ole Miss (9/7/19)
Tackles For Loss	None
Sacks	None
QB Hurries	None
Pass Breakups	2 vs. Portland St. (8/31/19)
Forced Fumbles	None
Interceptions	1 vs. Portland St. (8/31/19)



DORIAN GERALD

5

Defensive Lineman | 6-3 | 261 | Senior
Florence, S.C. | College of the Canyons (Calif.)

NEWS

Will miss the rest of the 2019 season after an injury in week one.

QUICK HITS

- Played in eight games during his first season at Arkansas, starting the final two contests.
- Totaled 275 snaps over the course of the year, 245 coming on the defensive line
- Recorded multi-tackle performances in each of the last five games of the year.
- Had multiple solo stops in three of the last four games.
- Racked up a season-high nine tackles, with 1.5 TFLs, at Mississippi State (11/17/18).

CAREER STATS

	GP/GS	UA	A	ToT	TFL-YDS	SCK-YDS	FF	FR-YDS	INT-YDS	QBH	BRUP
2018	8/2	8	13	21	2.5-13	0.0-0	0	0-0	0-0	2	2
2019	1/1	0	1	1	0.0-0	0.0-0	0	0-0	0-0	0	1
TOTAL	9/3	8	14	22	2.5-13	0.0-0	0	0-0	0-0	2	3

GAME-BY-GAME STATS

	GP/GS	UA	A	ToT	TFL-YDS	SCK-YDS	FF	FR-YDS	INT-YDS	QBH	BRUP
PORTLAND ST.	1/1	0	1	1	0.0-0	0.0-0	0	0-0	0-0	0	1
at Ole Miss	-/-	-	-	-	-	-	-	-	-	-	-
COLORADO ST.											
SAN JOSE ST.											
vs. Texas A&M											
at Kentucky											
AUBURN											
at Alabama											
MISSISSIPPI ST.											
WESTERN KY.											
at LSU											
MISSOURI											
TOTAL	1/1	0	1	1	0.0-0	0.0-0	0	0-0	0-0	0	1

SEASON HIGHS

Tackles	1 vs. Portland St. (8/31/19)
Tackles For Loss	None
Sacks	None
QB Hurries	None
Pass Breakups	1 vs. Portland St. (8/31/19)
Forced Fumbles	None
Interceptions	None

CAREER HIGHS

Tackles	9 at Mississippi State (11/17/18)
Tackles For Loss	1.5 at Mississippi State (11/17/18)
Sacks	None
QB Hurries	1, twice, at Missouri (11/23/18)
Pass Breakups	1 (3x) last vs. Portland St. (8/31/19)
Forced Fumbles	None
Interceptions	None

GAME 3: COLORADO STATE



GRAYSON GUNTER

89

Tight End | 6-6 | 243 | Junior
Madison, Miss. | Madison Central HS

QUICK HITS

- Father, Bubba, played football at Ole Miss from 1989-91 as an outside linebacker.
- Played in 11 of 12 games for the Razorbacks as a redshirt sophomore in 2018, starting twice.
- Racked up a career-high three catches in Week 1 vs. Portland St. (8/31).
- Recorded his first career touchdown vs. Tulsa (10/20/18)
- One of two players on 2019 roster from the state of Mississippi.

CAREER STATS

	GP/GS	RECEIVING				RUSHING					
		REC	YDS	AVG	TD	LNG	ATT	YDS	AVG	TD	LNG
2016	13/0	1	29	29.0	0	29	0	0	0.0	0	0
2018	11/2	4	51	12.8	1	23	0	0	0.0	0	0
2019	2/2	3	16	5.3	0	9	0	0	0.0	0	0
TOTAL	26/4	8	96	12.0	1	29	0	0	0.0	0	0

GAME-BY-GAME STATS

	GP/GS	RECEIVING				RUSHING					
		REC	YDS	AVG	TD	LNG	ATT	YDS	AVG	TD	LNG
PORTLAND ST.	1/1	3	16	5.3	0	9	0	0	0	0	0
at Ole Miss	1/1	0	0	0.0	0	0	0	0	0	0	0
COLORADO ST.											
SAN JOSE ST.											
vs. Texas A&M											
at Kentucky											
AUBURN											
at Alabama											
MISSISSIPPI ST.											
WESTERN KY.											
at LSU											
MISSOURI											
TOTAL	2/2	3	16	5.3	0	9	0	0	0	0	0

SEASON HIGHS

Receptions 3 vs. Portland St. (8/31/19)
 Receiving Yards 16 vs. Portland St. (8/31/19)
 Receiving Touchdowns None
 Long Reception 9 vs. Portland St. (8/31/19)
 Rushes None
 Rushing Yards None
 Rushing Touchdowns None

CAREER HIGHS

Receptions 3 vs. Portland St. (8/31/19)
 Receiving Yards 23 vs. LSU (11/10/18)
 Receiving Touchdowns 1 vs. Tulsa (10/20/18)
 Long Reception 23 vs. LSU (11/10/18)
 Rushes None
 Rushing Yards None
 Rushing Touchdowns None



T.J. HAMMONDS

41

Running Back | 5-10 | 184 | Redshirt Junior
Little Rock, Ark. | Joe T. Robinson HS

QUICK HITS

- Played in four of the first five games last year, then did not play again to keep redshirt.
- Recorded the team's longest catch last year 64 yards for a TD at Colorado State (9/8).
- Had three carries in three of the four games played last season.
- His 88-yard TD run against Coastal Carolina ('17) was the sixth-longest run in team history.
- Also had a 60-yard TD catch vs. CC to be first Hog since 2012 with two TDs of 60+ yards.

CAREER STATS

	GP/GS	RECEIVING				RUSHING					
		REC	YDS	AVG	TD	LNG	ATT	YDS	AVG	TD	LNG
2016	8/0	0	0	0.0	0	0	15	88	5.9	1	30
2017	12/0	2	64	32.0	1	60	32	267	8.3	1	88
2018	4/0	4	84	12.0	1	64	10	28	2.8	0	10
TOTAL	24/0	6	148	24.7	2	64	57	397	6.9	2	88

GAME-BY-GAME STATS

	GP/GS	RUSHING				RECEIVING					
		ATT	YDS	AVG	TD	LNG	REC	YDS	AVG	TD	LNG
PORTLAND ST.	-/-	-	-	-	-	-	-	-	-	-	-
at Ole Miss	-/-	-	-	-	-	-	-	-	-	-	-
COLORADO ST.											
SAN JOSE ST.											
vs. Texas A&M											
at Kentucky											
AUBURN											
at Alabama											
MISSISSIPPI ST.											
WESTERN KY.											
at LSU											
MISSOURI											
TOTAL	1/1	18	114	6.3	1	25	3	22	7.3	0	13

SEASON HIGHS

Rushes 3 (2x) last at Colorado State (9/8/18)
 Rushing Yards 14 vs. Eastern Illinois (9/1/18)
 Rushing Touchdowns None
 Long Rush 10 vs. Eastern Illinois (9/1/18)
 Receptions 2 vs. North Texas (9/15/18)
 Receiving Yards 64 at Colorado State (9/8/18)
 Receiving Touchdowns 1 at Colorado State (9/8/18)
 Long Reception 64 at Colorado State (9/8/18)

CAREER HIGHS

Rushes 11 at Ole Miss (10/28/17)
 Rushing Yards 119 vs. Coastal Carolina (11/4/17)
 Rushing Touchdowns 1 (2x), last vs. Coastal Carolina (11/4/17)
 Long Rush 88 vs. Coastal Carolina (11/4/17)
 Receptions 2 vs. North Texas (9/15/18)
 Receiving Yards 64 at Colorado State (9/8/18)
 Receiving Touchdowns 1 (2x) last at Colorado State (9/8/18)
 Long Reception 64 at Colorado State (9/8/18)

GAME 3: COLORADO STATE



DE'JON HARRIS

8

Linebacker | 6-0 | 248 | Senior
Harvey, La. | John Ehret HS

QUICK HITS

- Nickname: Scoota - given to him by his mom as a child.
- Doubled his season-high tackle total with six at Ole Miss (9/7) in Week 2.
- Led the Razorbacks in each of the last two seasons in total stops (115 & 118).
- Conference-high seven double-digit tackle performances in 2018.
- Led the SEC in total tackles, solo stops & tackles in SEC play during the 2018 regular season.

CAREER STATS

	GP/GS	UA	A	ToT	TFL-YDS	SCK-YDS	FF	FR-YDS	INT-YDS	QBH	BRUP
2016	12/0	18	19	37	2.0-8	1.0-6	1	0-0	0-0	0	0
2017	12/12	66	49	115	8.5-25	3.5-18	0	0-0	0-0	4	2
2018	12/12	62	56	118	9.0-23	2.0-11	1	1-0	0-0	2	5
2019	2/2	3	6	9	0.5-1	0.0-0	0	0-0	0-0	1	0
TOTAL	38/26	149	130	279	20.0-57	6.5-51	2	1-0	0-0	7	7

GAME-BY-GAME STATS

	GP/GS	UA	A	ToT	TFL-YDS	SCK-YDS	FF	FR-YDS	INT-YDS	QBH	BRUP
PORTLAND ST.	1/1	0	3	3	0.5-1	0.0-0	0	0-0	0-0	1	0
at Ole Miss	1/1	3	3	6	0.0-0	0.0-0	0	0-0	0-0	0	0
COLORADO ST.											
SAN JOSE ST.											
vs. Texas A&M											
at Kentucky											
AUBURN											
at Alabama											
MISSISSIPPI ST.											
WESTERN KY.											
at LSU											
MISSOURI											
TOTAL	2/2	3	6	9	0.5-1	0.0-0	0	0-0	0-0	1	0

SEASON HIGHS

Tackles	6 at Ole Miss (9/7/19)
Tackles For Loss	0.5 vs. Portland St. (8/31/19)
Double-Figure Tackle Games	None
Sacks	None
Interceptions	None
Interception Return Yards	None
QB Hurries	1 vs. Portland St. (8/31/19)
Pass Breakups	None
Forced Fumbles	None

CAREER HIGHS

Tackles	16 vs. Texas A&M (9/29/18)
Tackles For Loss	2.0 (3x), last vs. Texas A&M (9/29/18)
Double-Figure Tackle Games	14, last vs. LSU (11/10/18)
Sacks	1.0 (6x) last vs. Ole Miss (10/13/18)
Interceptions	None
Interception Return Yards	1 vs. Tulsa (10/20/18)
QB Hurries	3 vs. Missouri (11/24/17)
Pass Breakups	2 (2x) last vs. North Texas (9/15/18)
Forced Fumbles	1 (2x) vs. Eastern Illinois (9/1/18)



CHASE HAYDEN

2

Running Back | 5-10 | 205 | Junior
Memphis, Tenn. | Saint George's Independent School

QUICK HITS

- Father, Aaron, was RB at Tennessee & drafted by Chargers (4th rd) in 1995 NFL Draft.
- Played in all 12 games for the Razorbacks as a sophomore in 2018.
- Totaled 220 snaps over the course of the season, 214 out of the backfield.
- Ranked third on the team in rushing with 251 yards and a touchdown on 57 carries in 2018.
- Racked up 70 yards on five carries, scoring once against Vanderbilt on Oct. 27.

CAREER STATS

	RUSHING					RECEIVING					
	GP/GS	ATT	YDS	AVG	TD	LNG	REC	YDS	AVG	TD	LNG
2017	7/0	61	326	5.3	4	40	1	23	23.0	0	23
2018	12/0	57	251	4.4	1	38	11	61	5.5	0	20
2019	2/0	10	22	2.2	0	6	2	0	0.0	0	4
TOTAL	21/0	128	600	4.7	5	40	14	84	6.0	0	23

GAME-BY-GAME STATS

	RUSHING					RECEIVING					
	GP/GS	ATT	YDS	AVG	TD	LNG	REC	YDS	AVG	TD	LNG
PORTLAND ST.	1/0	9	28	3.1	0	6	1	4	4.0	0	4
at Ole Miss	1/0	1	-6	-6.0	0	-6	1	-4	-4.0	0	-4
COLORADO ST.											
SAN JOSE ST.											
vs. Texas A&M											
at Kentucky											
AUBURN											
at Alabama											
MISSISSIPPI ST.											
WESTERN KY.											
at LSU											
MISSOURI											
TOTAL	2/0	10	22	2.2	0	6	2	0	0.0	0	4

SEASON HIGHS

Rushes	9 vs. Portland St. (8/31/19)
Rushing Yards	28 vs. Portland St. (8/31/19)
Rushing Touchdowns	None
Long Rush	6 vs. Portland St. (8/31/19)
100-Yard Games	None
Receptions	1 vs. Portland St. (8/31/19)
Receiving Yards	4 vs. Portland St. (8/31/19)
Receiving Touchdowns	None
Long Reception	4 vs. Portland St. (8/31/19)

CAREER HIGHS

Rushes	14 vs. Florida A&M (8/31/17)
Rushing Yards	120 vs. Florida A&M (8/31/17)
Rushing Touchdowns	2 vs. New Mexico State (9/30/17)
Long Rush	40 vs. Auburn (10/21/17)
100-Yard Games	1, 120 vs. Florida A&M (8/31/17)
Receptions	5 vs. Vanderbilt (10/27/18)
Receiving Yards	26 vs. Alabama (10/6/18)
Receiving Touchdowns	None
Long Reception	23 vs. Auburn (10/21/17)

GAME 3: COLORADO STATE



HAYDEN HENRY

27

Linebacker | 6-2 | 226 | Junior
Little Rock, Ark. | Pulaski Academy

QUICK HITS

- Razorback Bloodline: Grandfather, Skip Coffman, played basketball (1957-62), father, Mark, played football (1988-91), brothers Hunter (2013-15) & Hudson (current freshman) play FB.
- Played in all 12 games for the Razorbacks as a sophomore in 2018, starting once.
- Picked up his first career sack against Portland St. (8/31), good for a 7-yard loss.
- Had a career high eight tackles against LSU (11/10/18).

CAREER STATS

	GP/GS	UA	A	ToT	TFL-YDS	SCK-YDS	FF	FR-YDS	INT-YDS	QBH	BRUP
2017	12/0	3	0	3	0.0-0	0.0-0	0	0-0	0-0	0	0
2018	12/1	9	15	24	0.0-0	0.0-0	0	0-0	0-0	0	0
2019	2/0	3	2	5	1.0-7	1.0-7	0	0-0	0-0	0	0
TOTAL	26/1	15	17	32	1.0-7	1.0-7	0	0-0	0-0	0	0

GAME-BY-GAME STATS

	GP/GS	UA	A	ToT	TFL-YDS	SCK-YDS	FF	FR-YDS	INT-YDS	QBH	BRUP
PORTLAND ST.	1/0	1	0	1	1.0-7	1.0-7	0	0-0	0-0	0	0
at Ole Miss	1/0	2	2	4	0.0-0	0.0-0	0	0-0	0-0	0	0
COLORADO ST.											
SAN JOSE ST.											
vs. Texas A&M											
at Kentucky											
AUBURN											
at Alabama											
MISSISSIPPI ST.											
WESTERN KY.											
at LSU											
MISSOURI											
TOTAL	2/0	3	2	5	1.0-7	1.0-7	0	0-0	0-0	0	0

SEASON HIGHS

Tackles	4 at Ole Miss (9/7/19)
Tackles For Loss	1.0 vs. Portland St. (8/31/19)
Sacks	1.0 vs. Portland St. (8/31/19)
Interceptions	None
Interception Return Yards	None
QB Hurries	None
Pass Breakups	None
Forced Fumbles	None

CAREER HIGHS

Tackles	8 vs. LSU (11/10/18)
Tackles For Loss	1.0 vs. Portland St. (8/31/19)
Sacks	1.0 vs. Portland St. (8/31/19)
Interceptions	None
Interception Return Yards	None
QB Hurries	None
Pass Breakups	None
Forced Fumbles	None



BEN HICKS

6

Quarterback | 6-1 | 217 | Senior
Waco, Texas | SMU



QUICK HITS

- Transferred from SMU with one year of eligibility remaining.
- Played in 12 games, starting nine, as a junior at SMU.
- Left SMU as career leader in passing yards, total offense, TD passes, TDs responsible for, completions and 300-yard games.
- Made his first career start for Arkansas in Week 1 vs. Portland St.

CAREER STATS

	PASSING							RUSHING				
	GP/GS	COMP	ATT	PCT	YDS	TD	INT	LNG	ATT	YDS	AVG	TD
2016	12/11	234	422	55.4	2,930	19	15	88	41	-83	-2.0	2
2017	13/13	276	472	58.4	3,569	33	12	86	54	47	0.9	1
2018	12/9	208	372	55.9	2,582	19	7	71	45	-68	-1.5	0
2019	2/2	21	45	46.7	241	0	0	49	6	1	0.2	0
TOTAL	39/35	739	1,271	58.3	9,322	71	34	88	146	-103	-0.7	3

GAME-BY-GAME STATS

	PASSING							RUSHING				
	GP/GS	COMP	ATT	PCT	YDS	TD	INT	LNG	ATT	YDS	AVG	TD
PORTLAND ST.	1/1	14	29	48.3	143	0	0	20	2	6	3.0	0
at Ole Miss	1/1	7	16	43.8	98	0	0	49	4	-5	-1.0	0
COLORADO ST.												
SAN JOSE ST.												
vs. Texas A&M												
at Kentucky												
AUBURN												
at Alabama												
MISSISSIPPI ST.												
WESTERN KY.												
at LSU												
MISSOURI												
TOTAL	2/2	21	45	46.7	241	0	0	49	6	1	0.2	0

SEASON HIGHS

Pass Attempts	29 vs. Portland St. (8/31/19)
Completions	14 vs. Portland St. (8/31/19)
Pass Yards	143 vs. Portland St. (8/31/19)
Pass TDs	None
Long Pass	49 at Ole Miss (9/7/19)
Completion %	48.3 vs. Portland St. (8/31/19)
Rushes	4 at Ole Miss (9/7/19)
Rush Yards	6 vs. Portland St. (8/31/19)
Rush TDs	None
Long Rush	10 vs. Portland St. (8/31/19)

CAREER HIGHS

Pass Attempts	58 at Houston (10/7/17)
Completions	41 at Houston (10/7/17)
Pass Yards	397 at Houston (10/7/17)
Pass TDs	4, 5x, last at Houston (10/7/17)
Long Pass	88 at North Texas (9/1/18)
Completion %	100.0 vs. Navy (9/22/18)
Rushes	7, 5x, last at Tulsa (11/24/18)
Rush Yards	54 vs. UCF (11/4/17)
Rush TDs	1 vs. Arkansas State (9/23/17)
Long Rush	51 at Uconn (11/10/18)

GAME 3: COLORADO STATE



JORDAN JONES

10

Wide Receiver | 6-1 | 185 | Junior
Smackover, Ark. | Smackover HS

QUICK HITS

- Arkansas 3A State 100-meter dash champion (10.75).
- Played in all 12 games as a sophomore in 2018 - catching a pass in nine.
- Reeled in the top yardage-performance by a Hog last year with 132 in the season opener.
- Recorded his lone TD of the year on a 57-yard pass against EIU in the first game.
- Helped Arkansas extend its streak of 12-straight years with a 100+ yard receiver.

CAREER STATS

	GP/GS	RECEIVING				RUSHING					
		REC	YDS	AVG	TD	LNG	ATT	YDS	AVG	TD	LNG
2017	12/6	21	401	19.1	3	65	8	88	11.0	0	30
2018	12/0	17	191	11.2	1	57	1	9	9.0	0	9
TOTAL	24/6	38	592	15.6	4	65	9	97	10.7	0	30

GAME-BY-GAME STATS

	GP/GS	RUSHING				RECEIVING					
		REC	YDS	AVG	TD	LNG	ATT	YDS	AVG	TD	LNG
PORTLAND ST.	-/-	-	-	-	-	-	-	-	-	-	-
at Ole Miss	-/-	-	-	-	-	-	-	-	-	-	-
COLORADO ST.											
SAN JOSE ST.											
vs. Texas A&M											
at Kentucky											
AUBURN											
at Alabama											
MISSISSIPPI ST.											
WESTERN KY.											
at LSU											
MISSOURI											
TOTAL	0/0	0	0	0.0	0	0	0	0	0.0	0	0

SEASON HIGHS

Receptions5 vs. Eastern Illinois (9/1/18)
Receiving Yards132 vs. Eastern Illinois (9/1/18)
Receiving Touchdowns1 vs. Eastern Illinois (9/1/18)
Long Reception57 vs. Eastern Illinois (9/1/18)
Rushes1 vs. Alabama (10/6/18)
Rushing Yards9 vs. Alabama (10/6/18)
Rushing TouchdownsNone
Long Rush9 vs. Alabama (10/6/19)

CAREER HIGHS

Receptions5 vs. Eastern Illinois (9/1/18)
Receiving Yards132 vs. Eastern Illinois (9/1/18)
Receiving Touchdowns1 (4x) last vs. Eastern Illinois (9/1/18)
Long Reception65 vs. Missouri (11/24/17)
Rushes2 vs. Texas A&M (9/23/17)
Rushing Yards50 vs. Texas A&M (9/23/17)
Rushing TouchdownsNone
Long Rush30 vs. Texas A&M (9/23/17)



TREY KNOX

7

Wide Receiver | 6-5 | 205 | Freshman
Murfreesboro, Tenn. | Blackman HS

QUICK HITS

- Loves country music - big Luke Bryan fan.
- Recorded the longest play from scrimmage in each of the first two weeks of 2019.
- His 49-yard reception at Ole Miss is the largest by a Arkansas true freshman since Hunter Henry (2013).
- Four-star prospect by Rivals, 247Sports & ESPN - 16th in country & No. 4 in Tenn. by Rivals.
- Enrolled early at Arkansas.

CAREER STATS

	GP/GS	RECEIVING				RUSHING					
		REC	YDS	AVG	TD	LNG	ATT	YDS	AVG	TD	LNG
2019	2/2	7	126	18.0	0	49	0	0	0.0	0	0
TOTAL	2/2	7	126	18.0	0	49	0	0	0.0	0	0

GAME-BY-GAME STATS

	GP/GS	RECEIVING				RUSHING					
		REC	YDS	AVG	TD	LNG	ATT	YDS	AVG	TD	LNG
PORTLAND ST.	1/1	1	38	38.0	0	38	0	0	0	0	0
at Ole Miss	1/1	6	88	14.7	0	49	0	0	0	0	0
COLORADO ST.											
SAN JOSE ST.											
vs. Texas A&M											
at Kentucky											
AUBURN											
at Alabama											
MISSISSIPPI ST.											
WESTERN KY.											
at LSU											
MISSOURI											
TOTAL	2/2	7	126	18.0	0	49	0	0	0.0	0	0

SEASON HIGHS

Receptions6 at Ole Miss (9/7/19)
Receiving Yards88 at Ole Miss (9/7/19)
Receiving TouchdownsNone
Long Reception49 at Ole Miss (9/7/19)

CAREER HIGHS

Receptions6 at Ole Miss (9/7/19)
Receiving Yards88 at Ole Miss (9/7/19)
Receiving TouchdownsNone
Long Reception49 at Ole Miss (9/7/19)

GAME 3: COLORADO STATE



JARQUES McCLELLION 4

Defensive Back | 6-0 | 175 | Sophomore
Lake Worth, Fla. | American Heritage School

QUICK HITS

- Changed number from 24 to honor cousin & former Notre Dame RB Greg Bryant.
- Writes poetry to keep his mind right and find a sense of calm.
- Cousin of Brandon Flowers, who played CB for the Kansas City Chiefs & San Diego Chargers.
- Played in all 12 games for the Razorbacks as a redshirt freshman in 2018, starting nine.
- Hauled in his first career interception midway through the 3rd quarter vs. Portland St.

CAREER STATS

	GP/GS	UA	A	ToT	TFL-YDS	SCK-YDS	FF	FR-YDS	INT-YDS	QBH	BRUP
2018	12/9	21	4	25	0.0-0	0.0-0	0	0-0	0-0	0	7
2019	2/2	2	0	2	0.0-0	0.0-0	0	0-0	1-0	0	0
TOTAL	14/11	23	4	27	0.0-0	0.0-0	0	0-0	1-0	0	7

GAME-BY-GAME STATS

	GP/GS	UA	A	ToT	TFL-YDS	SCK-YDS	FF	FR-YDS	INT-YDS	QBH	BRUP
PORTLAND ST.	1/1	1	0	1	0.0-0	0.0-0	0	0-0	1-0	0	0
at Ole Miss	1/1	1	0	1	0.0-0	0.0-0	0	0-0	0-0	0	0
COLORADO ST.											
SAN JOSE ST.											
vs. Texas A&M											
at Kentucky											
AUBURN											
at Alabama											
MISSISSIPPI ST.											
WESTERN KY.											
at LSU											
MISSOURI											
TOTAL	2/2	2	0	2	0.0-0	0.0-0	0	0-0	1-0	0	0

SEASON HIGHS

Tackles 1 (2x) last at Ole Miss (9/7/19)
Tackles For Loss None
Sacks None
Interceptions 1 vs. Portland St. (8/31/19)
Interception Return Yards None
QB Hurries None
Pass Breakups None
Forced Fumbles None

CAREER HIGHS

Tackles 5 vs. Ole Miss (10/13/18)
Tackles For Loss None
Sacks None
Interceptions 1 vs. Portland St. (8/31/19)
Interception Return Yards None
QB Hurries None
Pass Breakups 2 vs. Ole Miss (10/13/18)
Forced Fumbles None



D'VONE McCLURE 36

Linebacker | 6-2 | 219 | Junior
Rixey, Ark. | Jacksonville HS

QUICK HITS

- Drafted by the Cleveland Indians in the fourth round of the 2012 MLB Draft - played 4 yrs.
- Nickname: Pluck - from Looney Tunes' "Plucky the Duck" - given by aunt as a child after he would mimick Plucky's saying, "Water go down the hole."
- Has a nine-month old son, Kade.
- Put together multi-tackle performances in five of the last six games in 2018.

CAREER STATS

	GP/GS	UA	A	ToT	TFL-YDS	SCK-YDS	FF	FR-YDS	INT-YDS	QBH	BRUP
2016	5/0	1	0	1	0.0-0	0.0-0	0	0-0	0-0	0	0
2018	12/6	19	7	26	2.0-11	1.0-8	1	0-0	0-0	0	3
2019	2/0	3	2	5	0.0-0	0.0-0	0	0-0	0-0	1	1
TOTAL	19/6	23	9	32	2.0-11	1.0-8	1	0-0	0-0	1	4

GAME-BY-GAME STATS

	GP/GS	UA	A	ToT	TFL-YDS	SCK-YDS	FF	FR-YDS	INT-YDS	QBH	BRUP
PORTLAND ST.	1/0	1	2	3	0.0-0	0.0-0	0	0-0	0-0	1	1
at Ole Miss	1/0	2	0	2	0.0-0	0.0-0	0	0-0	0-0	0	0
COLORADO ST.											
SAN JOSE ST.											
vs. Texas A&M											
at Kentucky											
AUBURN											
at Alabama											
MISSISSIPPI ST.											
WESTERN KY.											
at LSU											
MISSOURI											
TOTAL	2/0	3	2	5	0.0-0	0.0-0	0	0-0	0-0	1	1

SEASON HIGHS

Tackles 3 vs. Portland St. (8/31/19)
Tackles For Loss None
Sacks None
Interceptions None
Interception Return Yards None
QB Hurries 1 vs. Portland St. (8/31/19)
Pass Breakups 1 vs. Portland St. (8/31/19)
Forced Fumbles None

CAREER HIGHS

Tackles 9 vs. Eastern Illinois (9/1/18)
Tackles For Loss 1.0, twice, vs. Ole Miss (10/13/18)
Sacks 1.0 vs. Eastern Illinois (9/1/18)
Interceptions None
Interception Return Yards None
QB Hurries 1 vs. Portland St. (8/31/19)
Pass Breakups 1 (4x) last vs. Portland St. (8/31/19)
Forced Fumbles 1 vs. Eastern Illinois (9/1/18)

GAME 3: COLORADO STATE



GRANT MORGAN

31

Linebacker | 5-11 | 229 | Junior
Greenwood HS | Greenwood, Ark.



QUICK HITS

- Younger brother of former Arkansas & NFL wide receiver Drew Morgan.
- Began Arkansas career as walk-on, placed on scholarship Aug. 2018.
- Played in 26-straight games since freshman season in 2017.
- Totaled five tackles last week at Ole Miss (9/7), his most in his last nine games.
- Reached a career-best eight tackles in the season-finale vs. Missouri (11/24/17).

CAREER STATS

	GP/GS	UA	A	ToT	TFL-YDS	SCK-YDS	FF	FR-YDS	INT-YDS	QBH	BRUP
2017	12/0	22	16	38	3.5-15	1.0-9	1	0-0	0-0	2	2
2018	12/0	8	16	24	2.5-4	0.0-0	0	0-0	0-0	2	1
2019	2/0	3	6	9	1.0-4	0.0-0	0	0-0	0-0	0	0
TOTAL	26/0	33	38	72	7.0-23	1.0-9	1	0-0	0-0	4	3

GAME-BY-GAME STATS

	GP/GS	UA	A	ToT	TFL-YDS	SCK-YDS	FF	FR-YDS	INT-YDS	QBH	BRUP
PORTLAND ST.	1/0	2	2	4	1.0-4	0.0-0	0	0-0	0-0	0	0
at Ole Miss	1/0	1	4	5	0.0-0	0.0-0	0	0-0	0-0	0	0
COLORADO ST.											
SAN JOSE ST.											
vs. Texas A&M											
at Kentucky											
AUBURN											
at Alabama											
MISSISSIPPI ST.											
WESTERN KY.											
at LSU											
MISSOURI											
TOTAL	2/0	3	6	9	1.0-4	0.0-0	0	0-0	0-0	0	0

SEASON HIGHS

Tackles	5 at Ole Miss (9/7/19)
Tackles For Loss	1.0 vs. Portland St. (8/31/19)
Sacks	None
Interceptions	None
Interception Return Yards	None
QB Hurries	None
Pass Breakups	None
Forced Fumbles	None
Fumble Recoveries	None

CAREER HIGHS

Tackles	8 vs. Missouri (11/24/17)
Tackles For Loss	2.0 vs. Mississippi State (11/18/17)
Sacks	1.0 (2x) last vs. North Texas (9/15/18)
Interceptions	None
Interception Return Yards	None
QB Hurries	1 (3x) last vs. North Texas (9/15/18)
Pass Breakups	1 (3x) last vs. Eastern Illinois (9/1/18)
Forced Fumbles	1 vs. Auburn (10/21/17)
Fumble Recoveries	None



CHEYENNE O'GRADY

85

Tight End | 6-4 | 256 | Senior
Fayetteville, Ark. | Fayetteville HS

QUICK HITS

- Father, the late Larry Marks, played basketball at Arkansas (1987-90).
- Led the team in receptions (30) and receiving touchdowns (6), not catching a pass until week five.
- Made his season-debut last week at Ole Miss, starting at tight end and catching three passes (45 yards).
- 83 yards vs. Vanderbilt was the most by a Hog TE since Hunter Henry had 92 against K-State in 2016.
- First Hog tight end to record multiple touchdowns since Hunter Henry had 2 against MSU in 2015.

CAREER STATS

	RECEIVING						RUSHING					
	GP/GS	REC	YDS	AVG	TD	LNG	ATT	YDS	AVG	TD	LNG	
2016	8/0	3	63	21.0	1	28	0	0	0.0	0	0	
2017	11/1	21	132	6.3	2	19	0	0	0.0	0	0	
2018	10/5	30	400	13.3	6	39	0	0	0.0	0	0	
2019	1/1	3	45	15.0	0	25	0	0	0.0	0	0	
TOTAL	30/7	57	640	11.2	9	39	0	0	0.0	0	0	

GAME-BY-GAME STATS

	RUSHING						RECEIVING				
	GP/GS	REC	YDS	AVG	TD	LNG	ATT	YDS	AVG	TD	LNG
PORTLAND ST.	-/-	-	-	-	-	-	-	-	-	-	-
at Ole Miss	1/1	3	45	15.0	0	25	0	0	0.0	0	0
COLORADO ST.											
SAN JOSE ST.											
vs. Texas A&M											
at Kentucky											
AUBURN											
at Alabama											
MISSISSIPPI ST.											
WESTERN KY.											
at LSU											
MISSOURI											
TOTAL	1/1	3	45	15.0	0	25	0	0	0.0	0	0

SEASON HIGHS

Receptions	3 at Ole Miss (9/7/19)
Receiving Yards	45 at Ole Miss (9/7/19)
Receiving Touchdowns	None
Long Reception	25 at Ole Miss (9/7/19)

CAREER HIGHS

Receptions	7 vs. Alabama (10/6/18)
Receiving Yards	83 vs. Vanderbilt (10/27/18)
Receiving Touchdowns	2 (2x) last vs. LSU (11/10/18)
Long Reception	39 vs. Ole Miss (10/13/18)

GAME 3: COLORADO STATE



BUMPER POOL

17

Linebacker | 6-2 | 228 | Sophomore
Lucas, Texas | Lovejoy HS

QUICK HITS

- Father, sister, grandfather, two aunts and two cousins are all graduates of Arkansas.
- Made his sixth career start last week at Ole Miss (9/7).
- Led the team for the second-straight week with nine tackles at Ole Miss (9/7).
- Has totaled six or more tackles in each of his last three games.
- 60-yard fumble return last year in Arkansas' longest since Jerry Franklin (94 yards in 2011).

CAREER STATS

	GP/GS	UA	A	ToT	TFL-YDS	SCK-YDS	FF	FR-YDS	INT-YDS	QBH	BRUP
2018	10/4	14	15	29	2.5-4	0.0-0	0	1-60	0-0	1	4
2019	2/2	9	6	15	1.0-2	0.0-0	0	0-0	0-0	0	1
TOTAL	12/6	23	21	44	3.5-6	0.0-0	0	1-60	0-0	1	5

GAME-BY-GAME STATS

	GP/GS	UA	A	ToT	TFL-YDS	SCK-YDS	FF	FR-YDS	INT-YDS	QBH	BRUP
PORTLAND ST.	1/1	2	4	6	0.0-0	0.0-0	0	0-0	0-0	0	1
at Ole Miss	1/1	7	2	9	1.0-2	0.0-0	0	0-0	0-0	0	0
COLORADO ST.											
SAN JOSE ST.											
vs. Texas A&M											
at Kentucky											
AUBURN											
at Alabama											
MISSISSIPPI ST.											
WESTERN KY.											
at LSU											
MISSOURI											
TOTAL	2/2	9	6	15	1.0-2	0.0-0	0	0-0	0-0	0	1

SEASON HIGHS

Tackles	9 at Ole Miss (9/7/19)
Tackles For Loss	1.0 at Ole Miss (9/7/19)
Sacks	None
Interceptions	None
Interception Return Yards	None
QB Hurries	None
Pass Breakups	1 vs. Portland St. (8/31/19)
Forced Fumbles	None
Fumble Recoveries	None

CAREER HIGHS

Tackles	10 vs. Vanderbilt (10/27/18)
Tackles For Loss	1.0 (3x) last at Ole Miss (9/7/19)
Sacks	None
Interceptions	None
Interception Return Yards	None
QB Hurries	1 vs. North Texas (9/15/18)
Pass Breakups	1 (4x) last vs. Portland St. (8/31/19)
Forced Fumbles	1 at Colorado State (9/8/18)
Fumble Recoveries	1 vs. Eastern Illinois (9/1/18)



T.J. SMITH

52

Defensive Line | 6-3 | 293 | Senior
Moultrie, Ga. | Colquitt County HS

QUICK HITS

- Dropped basketball for football after losing 1-on-1 game to football coach in junior high.
- Recipient of the inaugural Frank Broyles Razorback Award from Coach Morris.
- SEC Community Service Team & SEC Leadership Council representative.
- Played in the last 14 games for the Razorbacks, starting 12 over the last two seasons.
- Had at least one tackle in all but one game and recorded a TFL in five contests last year.

CAREER STATS

	GP/GS	UA	A	ToT	TFL-YDS	SCK-YDS	FF	FR-YDS	INT-YDS	QBH	BRUP
2016	5/0	1	3	4	1.5-3	0.0-0	0	0-0	0-0	0	0
2017	12/12	10	16	26	4.0-17	2.0-15	1	0-0	0-0	3	0
2018	12/10	10	16	26	3.5-10	1.5-6	0	0-0	0-0	0	0
2019	2/2	0	2	2	0.0-0	0.0-0	0	0-0	0-0	1	0
TOTAL	30/24	21	37	58	9.0-30	3.5-21	1	0-0	0-0	4	0

GAME-BY-GAME STATS

	GP/GS	UA	A	ToT	TFL-YDS	SCK-YDS	FF	FR-YDS	INT-YDS	QBH	BRUP
PORTLAND ST.	1/1	0	1	1	0.0-0	0.0-0	0	0-0	0-0	1	0
at Ole Miss	1/1	0	1	1	0.0-0	0.0-0	0	0-0	0-0	0	0
COLORADO ST.											
SAN JOSE ST.											
vs. Texas A&M											
at Kentucky											
AUBURN											
at Alabama											
MISSISSIPPI ST.											
WESTERN KY.											
at LSU											
MISSOURI											
TOTAL	2/2	0	2	2	0.0-0	0.0-0	0	0-0	0-0	1	0

SEASON HIGHS

Tackles	1 (2x) last at Ole Miss (9/7/19)
Tackles For Loss	None
Sacks	None
Interceptions	None
Interception Return Yards	None
QB Hurries	1 vs. Portland St. (8/31/19)
Pass Breakups	None
Forced Fumbles	None
Fumble Recoveries	None

CAREER HIGHS

Tackles	5 at Ole Miss (10/28/17)
Tackles For Loss	2.0 at South Carolina (10/7/17)
Sacks	1.0 (3x) last vs. Texas A&M (9/29/18)
Interceptions	None
Interception Return Yards	None
QB Hurries	1 (4x) last vs. Portland St. (8/31/19)
Pass Breakups	None
Forced Fumbles	1 at South Carolina (10/7/17)
Fumble Recoveries	None

GAME 3: COLORADO STATE



MATAIO SOLI

11

Defensive Lineman | 6-4 | 239 | Freshman
Douglasville, Ga. | Douglas County HS

QUICK HITS

- Son of All-SEC Razorback & NFL nose guard Junior Soli (1992-95).
- Made his first career start at Ole Miss (9/7), totaling three tackles.
- Four-star prospect by Rivals and 247Sports.
- Rated as the No. 16 WDE in the country and 28th player in Georgia by 247Sports.
- Racked up 84 total tackles, 64 solo, 29 for loss and 22.5 sacks as a senior in HS.

CAREER STATS

	GP/GS	UA	A	ToT	TFL-YDS	SCK-YDS	FF	FR-YDS	INT-YDS	QBH	BRUP
2019	2/1	3	1	4	0.0-0	0.0-0	0	0-0	0-0	1	0
TOTAL	2/1	4	1	4	0.0-0	0.0-0	0	0-0	0-0	1	0

GAME-BY-GAME STATS

	GP/GS	UA	A	ToT	TFL-YDS	SCK-YDS	FF	FR-YDS	INT-YDS	QBH	BRUP
PORTLAND ST.	1/0	1	0	1	0.0-0	0.0-0	0	0-0	0-0	0	0
at Ole Miss	1/1	2	1	3	0.0-0	0.0-0	0	0-0	0-0	1	0
COLORADO ST.											
SAN JOSE ST.											
vs. Texas A&M											
at Kentucky											
AUBURN											
at Alabama											
MISSISSIPPI ST.											
WESTERN KY.											
at LSU											
MISSOURI											
TOTAL	2/1	3	1	4	0.0-0	0.0-0	0	0-0	0-0	1	0

SEASON HIGHS

Tackles	3 at Ole Miss (9/7/19)
Tackles For Loss	None
Sacks	None
Interceptions	None
Interception Return Yards	None
QB Hurries	1 at Ole Miss (9/7/19)
Pass Breakups	None
Forced Fumbles	None
Fumble Recoveries	None

CAREER HIGHS

Tackles	3 at Ole Miss (9/7/19)
Tackles For Loss	None
Sacks	None
Interceptions	None
Interception Return Yards	None
QB Hurries	1 at Ole Miss (9/7/19)
Pass Breakups	None
Forced Fumbles	None
Fumble Recoveries	None



NICK STARKEL

17

Quarterback | 6-3 | 214 | Junior
Argyle, Texas | Texas A&M



QUICK HITS

- Transferred to Arkansas from Texas A&M - two years of eligibility remain.
- Wears a Justin Bieber t-shirt underneath game uniform as good-luck charm.
- Played the entire second half at Ole Miss (9/7), totaling 201 yards through the air.
- Threw Arkansas' first passing TD of 2019 last week, connecting with Koilan Jackson (6 yards).
- Went 123-of-205 passing, 1,793 yards and 14 touchdowns in 2017 for Texas A&M.

CAREER STATS

	PASSING								RUSHING					
	GP/GS	COMP	ATT	PCT	YDS	TD	INT	LNG	ATT	YDS	AVG	TD	LNG	
2017	7/5	123	205	60.0	1,793	14	6	70	12	-42	-3.5	1	3	
2018	5/0	15	22	68.1	169	1	0	25	1	-6	-6.0	0	0	
2019	2/0	21	29	72.4	249	1	1	45	1	-9	-9.0	0	0	
TOTAL	14/5	159	256	61.2	2,211	16	7	70	14	-57	-3.7	1	3	

GAME-BY-GAME STATS

	PASSING								RUSHING					
	GP/GS	COMP	ATT	PCT	YDS	TD	INT	LNG	ATT	YDS	AVG	TD	LNG	
PORTLAND ST.	1/0	4	5	80.0	48	0	1	38	0	0	0.0	0	0	
at Ole Miss	1/0	17	24	70.8	201	1	0	45	1	-9	-9.0	0	0	
COLORADO ST.														
SAN JOSE ST.														
vs. Texas A&M														
at Kentucky														
AUBURN														
at Alabama														
MISSISSIPPI ST.														
WESTERN KY.														
at LSU														
MISSOURI														
TOTAL	2/0	21	29	72.4	249	1	1	45	1	-9	-9.0	0	0	

SEASON HIGHS

Pass Attempts	24 at Ole Miss (9/7/19)
Completions	17 at Ole Miss (9/7/19)
Pass Yards	201 at Ole Miss (9/7/19)
Pass TDs	1 at Ole Miss (9/7/19)
Long Pass	45 at Ole Miss (9/7/19)
Completion %	80.0 vs. Portland St. (8/31/19)
Rushes	1 at Ole Miss (9/7/19)
Rush Yards	None
Rush TDs	None
Long Rush	None

CAREER HIGHS

Pass Attempts	63 vs. Wake Forest (12/29/17)
Completions	42 vs. Wake Forest (12/29/17)
Pass Yards	499 vs. Wake Forest (12/29/17)
Pass TDs	4 (2x) last vs. Wake Forest (12/29/17)
Long Pass	70 vs. Mississippi State (10/28/17)
Completion %	100.0 vs. Louisiana-Monroe (9/15/18)
Rushes	3 at LSU (10/25/17)
Rush Yards	None
Rush TDs	1 at Ole Miss (11/25/17)
Long Rush	3 vs. Auburn (11/4/17)

GAME 3: COLORADO STATE



DEON STEWART

13



Wide Receiver | 5-11 | 161 | Senior
Hardy, Ark. | Highland HS

NEWS

Will miss the 2019 season after tearing ACL in preseason camp.

QUICK HITS

- Played in all 12 games for the Razorbacks in 2018, starting eight at wide receiver.
- Ranked fourth on the team in receptions with 22.
- Has at least one catch in 19 of the last 20 games, including 13 multi-catch games.
- Recorded multiple catches in seven of the last 11 SEC contests.
- Last year's primary punt return specialist, with nine going for 91 yards.

CAREER STATS

	RECEIVING					RUSHING					LNG
	GP/GS	REC	YDS	AVG	TD	LNG	ATT	YDS	AVG	TD	
2016	12/0	2	34	17.0	0	19	2	9	4.5	0	5
2017	12/6	33	404	12.2	3	38	8	10	1.2	0	8
2018	12/8	22	178	8.1	0	37	2	0	0.0	0	7
TOTAL	34/14	57	616	10.8	3	38	10	22	2.2	0	7

2018 GAME-BY-GAME STATS

	RECEIVING					RUSHING					LNG
	GP/GS	REC	YDS	AVG	TD	LNG	ATT	YDS	AVG	TD	
EASTERN ILLINOIS	1/0	1	0	0.0	0	0	0	0	0.0	0	0
at Colorado State	1/0	1	10	10.0	0	10	0	0	0.0	0	0
NORTH TEXAS	1/0	2	12	6.0	0	8	0	0	0.0	0	0
at Auburn	1/0	1	32	32.0	0	32	0	0	0.0	0	0
vs. Texas A&M	1/1	1	6	6.0	0	6	0	0	0.0	0	0
ALABAMA	1/1	2	53	21.5	0	37	0	0	0.0	0	0
OLE MISS	1/1	2	5	2.5	0	5	0	0	0.0	0	0
TULSA	1/1	0	0	0.0	0	0	0	0	0.0	0	0
VANDERBILT	1/1	2	23	11.5	0	17	0	0	0.0	0	0
LSU	1/1	2	11	5.5	0	9	1	-7.0	-7.0	0	0
at Mississippi State	1/1	6	13	2.1	0	8	1	7	7.0	0	7
at Missouri	1/1	2	12	6.0	0	0	0	0	0.0	0	0
TOTAL	12/8	22	178	8.1	0	37	2	0	0.0	0	7

SEASON HIGHS

Receptions	6 at Missouri (11/17/18)
Receiving Yards	53 vs. Alabama (10/6/18)
Receiving Touchdowns	None
Long Reception	37 vs. Alabama (10/6/18)
Rushes	None
Rushing Yards	None
Rushing Touchdowns	None
Long Rush	None
Punt Returns	2 vs. Tulsa (10/20/18)
Long Punt Return	45 at Colorado State (9/8/18)
Kick Returns	1 (2x) last at Auburn (9/22/18)
Kick Return Yards	20 at Auburn (9/22/18)
Kick Return Touchdowns	None

CAREER HIGHS

Receptions	6 (3x) last at Missouri (11/17/18)
Receiving Yards	71 vs. New Mexico State (9/30/17)
Receiving Touchdowns	1 (3x), last at Ole Miss (10/28/17)
Long Reception	38 vs. New Mexico State (9/30/17)
Rushes	2 vs. Auburn (10/21/17)
Rushing Yards	5 vs. Virginia Tech (12/29/16)
Rushing Touchdowns	None
Punt Returns	2 vs. Tulsa (10/20/18)
Long Rush	5 vs. Virginia Tech (12/29/16)
Long Punt Return	45 at Colorado State (9/8/18)
Kick Returns	7 vs. LSU (11/12/16)
Kick Return Yards	119 at Missouri (11/25/16)
Kick Return Touchdowns	None



De'VION WARREN

1

Wide Receiver | 5-10 | 188 | Junior
Monroe, La. | Ouachita Parish HS

QUICK HITS

- Played in nine games for the Razorbacks in 2018 as a sophomore.
- Totaled 167 snaps last year, including 98 as a receiver and 69 in kick return & coverages.
- Took a kick back 78 yards in the fourth quarter against Alabama on Oct. 6
- Became the first Razorback since 2014 to return a kickoff for a TD - 2017 vs. No. 21 Auburn.
- 100-yard kickoff return was the longest for a score since Felix Jones' 100-yard TD in 2006.

CAREER STATS

	RECEIVING					RUSHING					KICK RETURN				
	GP/GS	REC	YDS	AVG	TD	LNG	ATT	YDS	AVG	TD	LNG	RET	YDS	TD	LNG
2017	12/0	1	5	5.0	0	5	2	10	5.0	0	6	29	765	1	100
2018	9/0	3	14	4.7	1	0	2	-3	-1.5	0	10	14	399	0	78
2019	2/0	1	1	1.0	0	1	4	49	12.3	0	37	4	88	0	37
TOTAL	22/0	5	20	4.0	1	5	8	56	7.0	0	37	47	1,252	1	100

GAME-BY-GAME STATS

	RECEIVING					RUSHING					KICK RETURN				
	GP/GS	REC	YDS	AVG	TD	LNG	ATT	YDS	AVG	TD	LNG	RET	YDS	TD	LNG
PORTLAND ST.	1/0	0	0	0.0	0	0	3	37	12.3	0	37	1	16	0	16
at Ole Miss	1/0	1	1	1.0	0	1	1	12	12.0	0	12	3	72	0	37
COLORADO ST.															
SAN JOSE ST.															
vs. Texas A&M															
at Kentucky															
AUBURN															
at Alabama															
MISSISSIPPI ST.															
WESTERN KY.															
at LSU															
MISSOURI															
TOTAL	2/0	1	1	1.0	0	1	4	49	12.3	0	37	4	88	0	37

SEASON HIGHS

Receptions	1 at Ole Miss (9/7/19)
Receiving Yards	1 at Ole Miss (9/7/19)
Receiving Touchdowns	None
Long Reception	1 at Ole Miss (9/7/19)
Rushes	3 vs. Portland St. (8/31/19)
Rushing Yards	37 vs. Portland St. (8/31/19)
Rushing Touchdowns	None
Long Rush	37 vs. Portland St. (8/31/19)
Punt Returns	None
Long Punt Return	None
Kickoff Returns	3 at Ole Miss (9/7/19)
Kickoff Return Yards	72 at Ole Miss (9/7/19)
Kickoff Return Touchdowns	None

CAREER HIGHS

Receptions	2 at Colorado State (9/8/18)
Receiving Yards	17 vs. Alabama (10/6/18)
Receiving Touchdowns	1 vs. Alabama (10/6/18)
Long Reception	17 vs. Alabama (10/6/18)
Rushes	3 vs. Portland St. (8/31/19)
Rushing Yards	37 vs. Portland St. (8/31/19)
Rushing Touchdowns	None
Long Rush	37 vs. Portland St. (8/31/19)
Punt Returns	None
Long Punt Return	None
Kickoff Returns	5 (2x), last vs. Coastal Carolina (11/4/17)
Kickoff Return Yards	141 at Ole Miss (10/28/17)
Kickoff Return Touchdowns	1 vs. Auburn (10/21/17)

GAME 3: COLORADO STATE



DEVWAH WHALEY

21

Running Back | 5-11 | 212 | Senior
Beaumont, Texas | Central HS

QUICK HITS

- Father = middle distance runner, mother = sprinter at BYU, Devwah = triple jumper in HS.
- Played in seven games for the Razorbacks in 2018, starting each of the first four.
- Finished as the team's second leading rusher with 368 yards on 82 carries, scoring twice.
- Scored Arkansas' first touchdown of the 2019 season, a 1-yard score in the 1st qtr vs. PSU.
- Named a preseason Doak Walker Award watch list member.

CAREER STATS

	GP/GS	RUSHING					RECEIVING				
		ATT	YDS	AVG	TD	LNG	REC	YDS	AVG	TD	LNG
2016	13/0	110	602	5.4	3	75	6	139	23.2	0	43
2017	12/11	127	559	4.4	7	33	8	56	7.0	1	20
2018	7/4	82	368	4.5	2	26	8	87	10.9	0	43
2019	2/0	11	23	2.1	1	11	2	23	11.5	0	14
TOTAL	34/15	330	1,554	4.7	13	75	24	305	12.7	1	43

GAME-BY-GAME STATS

	GP/GS	RUSHING					RECEIVING				
		ATT	YDS	AVG	TD	LNG	REC	YDS	AVG	TD	LNG
PORTLAND ST.	1/0	9	21	2.3	1	11	0	0	0.0	0	0
at Ole Miss	1/0	2	2	1.0	0	2	2	23	11.5	0	14
COLORADO ST.											
SAN JOSE ST.											
vs. Texas A&M											
at Kentucky											
AUBURN											
at Alabama											
MISSISSIPPI ST.											
WESTERN KY.											
at LSU											
MISSOURI											
TOTAL	2/0	11	23	2.1	1	11	2	23	11.5	0	14

SEASON HIGHS

Rushes	9 vs. Portland St. (8/31/19)
Rushing Yards	21 vs. Portland St. (8/31/19)
Rushing TDs	1 vs. Portland St. (8/31/19)
Long Rush	11 vs. Portland St. (8/31/19)
100-Yard Games	None
Receptions	2 at Ole Miss (9/7/19)
Receiving Yards	23 at Ole Miss (9/7/19)
Receiving TDs	None
Long Reception	14 at Ole Miss (9/7/19)

CAREER HIGHS

Rushes	26 at Colorado State (9/8/18)
Rushing Yards	165 at Colorado State (9/8/18)
Rushing TDs	1 (14x) last vs. Portland St. (8/31/19)
Long Rush	75 vs. Alcorn State (10/1/16)
100-Yard Games	4, last at Colorado State (9/8/18)
Receptions	2 (7x) last at Ole Miss (9/7/19)
Receiving Yards	69 vs. Florida (11/5/16)
Receiving TDs	1 at Ole Miss (10/28/17)
Long Reception	43 (2x) last at Missouri (11/23/18)



MIKE WOODS

8

Wide Receiver | 6-1 | 203 | Sophomore
Magnolia, Texas | Magnolia HS

QUICK HITS

- First signee for HC Chad Morris - committed to SMU when Morris & staff were in Dallas.
- Enjoys hiking Lake Fayetteville & Devil's Den in Northwest Arkansas.
- Played in 10 games for the Razorbacks in 2018, starting seven as a wide receiver.
- Finished third on the team in receiving yards with 206, catching 18 passes & a TD.
- Tied a career-high six catches and totaled a career-high 84 yards receiving at Ole Miss (9/7).

CAREER STATS

	GP/GS	RUSHING					RECEIVING				
		ATT	YDS	AVG	TD	LNG	REC	YDS	AVG	TD	LNG
2018	10/7	0	0	0.0	0	0	18	206	11.4	1	29
2019	2/2	0	0	0.0	0	0	11	114	10.4	0	45
TOTAL	12/9	0	0	0.0	0	0	29	320	11.0	1	45

GAME-BY-GAME STATS

	GP/GS	RUSHING					RECEIVING				
		ATT	YDS	AVG	TD	LNG	REC	YDS	AVG	TD	LNG
PORTLAND ST.	1/1	0	0	0.0	0	0	5	30	6.0	0	15
at Ole Miss	1/1	0	0	0.0	0	0	6	84	14.0	0	45
COLORADO ST.											
SAN JOSE ST.											
vs. Texas A&M											
at Kentucky											
AUBURN											
at Alabama											
MISSISSIPPI ST.											
WESTERN KY.											
at LSU											
MISSOURI											
TOTAL	2/2	0	0	0.0	0	0	11	114	10.4	0	45

SEASON HIGHS

Rushes	None
Rushing Yards	None
Rushing TDs	None
Long Rush	None
100-Yard Games	None
Receptions	6 at Ole Miss (9/7/19)
Receiving Yards	84 at Ole Miss (9/7/19)
Receiving TDs	None
Long Reception	45 at Ole Miss (9/7/19)

CAREER HIGHS

Rushes	None
Rushing Yards	None
Rushing TDs	None
Long Rush	None
100-Yard Games	None
Receptions	6 (2x) last at Ole Miss (9/7/19)
Receiving Yards	84 at Ole Miss (9/7/19)
Receiving TDs	1 vs. Texas A&M (9/29/18)
Long Reception	45 at Ole Miss (9/7/19)

GAME 1 ||| PORTLAND STATE

Portland State (0-1)13
Arkansas (1-0)20

August 31, 2019 | Fayetteville, Ark.

Donald W. Reynolds Razorback Stadium | Time: 3 p.m. | Attendance: 61,055

TV: SEC Network > Dave Neal (PBP), DJ Shockley (Analyst) & Dawn Davenport (Sideline)

SCORING SUMMARY

	1st	2nd	3rd	4th	Final
Portland State	3	3	0	7	13
Arkansas	10	0	7	3	20

QTR. TEAM SCORING PLAY

1st	PSU	C. Williams 50 yd field goal 6-42 1:51
	ARK	C. Limpert 34 yd field goal 9-54 3:29
	ARK	D. Whaley 1 yd run (C. Limpert kick) 10-64 4:15
2nd	PSU	C. Williams 47 yd field goal 11-45 4:09
3rd	ARK	R. Boyd 2 yd run (C. Limpert kick) 12-67 4:57
4th	ARK	C. Limpert 25 yd field goal 12-63 5:09
	PSU	C. Taumoepeau 32 yd pass from J. Eason (C. Williams) 14-75 6:30

TEAM STATISTICS

	PORTLAND STATE	ARKANSAS
FIRST DOWNS	16	26
RUSHES-YARDS (NET)	28-75	42-204
PASSING YDS (NET)	155	191
Passes Att-Comp-Int	33-16-3	35-18-1
TOTAL OFFENSE PLAYS-YARDS	61-230	77-395
Fumble Returns-Yards	0-0	0-0
Punt Returns-Yards	1-0	2-16
Kickoff Returns-Yards	0-0	1-16
Interception Returns-Yards	1-17	3-49
Punts (Number-Avg)	5-39.8	5-35.6
Fumbles-Lost	0-0	1-0
Penalties-Yards	10-85	7-70
Possession Time	26:22	33:38
Third-Down Conversions	2 of 13	5 of 15
Fourth-Down Conversions	3 of 3	2 of 2
Red-Zone Scores-Chances	0-0	4-6
Sacks By: Number-Yards	1-4	6-29



SS KAMREN CURL led a solid defensive effort in the season opener coming up with his first career interception along with a pair of sacks as the Razorbacks intercepted three passes and recorded six sacks.

PORTLAND STATE

RUSHING	Att.	Gain	Lost	Net	TD	Long	Avg.
HOFFMAN,Sirgeo	4	28	0	28	0	20	7.0
ALEXANDER,Davis	14	56	29	27	0	22	1.9
DAIGBE,Emmanuel	1	11	0	11	0	11	11.0
EASON,Jalani	5	10	4	6	0	5	1.2
HOLTZ,Ewyn	2	2	0	2	0	1	1.0
MARTIN,Carlos	2	3	2	1	0	3	0.5

PASSING	Comp.	Att.	Yds	TD	Int	Long	Sack
ALEXANDER,Davis	10-21-2	81	0	16	6		
EASON,Jalani	6-11-1	74	1	32	0		
TEAM	0-1-0	0	0	0	0		

RECEIVING	No.	Yds	TD	Long
Alexander Hollins	9	127	3	43
DAIGBE,Emmanuel	5	43	0	15
Charlie TAUMOEPEAU	4	56	1	32
HOFFMAN,Sirgeo	4	35	0	15
KOETTER,Davis	1	16	0	16
Mataio TALALEMOTU	1	5	0	5
MARTIN,Carlos	1	0	0	0

PUNTING	No.	Yds	Avg.	Long	I20	TB
VERNON,Seth	5	199	39.8	46	0	1

FIELD GOALS	Made	Att.	Long	Kicks
Cody Williams	2	2	50	50, 47

ARKANSAS

RUSHING	Att.	Gain	Lost	Net	TD	Long	Avg.
Rakeem Boyd	18	116	2	114	1	25	6.3
De'Vion Warren	3	37	0	37	0	17	12.3
Chase Hayden	9	28	0	28	0	6	3.1
Devwah Whaley	9	26	5	21	1	11	2.3
Ben Hicks	2	10	4	6	0	10	3.0
Team	1	0	2	-2	0	0	-2.0

PASSING	Comp.	Att.	Yds	TD	Int	Long	Sack
Ben Hicks	14-29-0	143	0	20	1		
Nick Starkel	4-5-1	48	0	38	0		
Team	0-1-0	0	0	0	0		

RECEIVING	No.	Yds	TD	Long
Mike Woods	5	30	0	15
Treyton Burks	3	52	0	20
Rakeem Boyd	3	22	0	13
Grayson Gunter	3	16	0	9
Trey Knox	1	38	0	38
Tyson Morris	1	15	0	15
Chase Harrell	1	14	0	14
Chase Hayden	1	4	0	4

PUNTING	No.	Yds	Avg.	Long	I20	TB
Sam Loy	4	142	35.5	40	2	2
Reid Bauer	1	36	36.0	36	0	0

FIELD GOALS	Made	Att.	Long	Kicks
Connor Limpert	2	2	34	34, 25

GAME 2 ||| at OLE MISS

Arkansas (1-1, 0-1)17
Ole Miss (1-1, 1-0)31

September 7, 2019 | Oxford, Miss.

Vaught-Hemingway Stadium | Time: 6:30 p.m. | Attendance: 47,915

TV: SEC Network > Tom Hart (PBP), Jordan Rodgers (Analyst) & Cole Cubelic (Sideline)

SCORING SUMMARY

	1st	2nd	3rd	4th	Final
Arkansas	0	3	0	14	17
Ole Miss	7	3	7	14	31

QTR. TEAM SCORING PLAY

1st	OM	E. Moore 2 yd pass from M. Corral (L. Logan kick), 13-85 4:35
2nd	AR	C. Limpert 36 yd field goal, 7-36 3:11
	OM	L. Logan 33 yd field goal, 7-31 3:06
3rd	OM	S. Phillips 1 yd run (L. Logan kick), 8-71 2:59
4th	AR	K. Curl 69 yd fumble recovery (C. Limpert kick)
	OM	E. Moore 46 yd pass from M. Corral (L. Logan kick), 5-74 2:17
	OM	S. Phillips 26 yd run (L. Logan kick), 5-66 3:05
	AR	K. Jackson 6 yd pass from N. Starkel (C. Limpert kick), 7-81 2:06

TEAM STATISTICS

	ARKANSAS	OLE MISS
FIRST DOWNS	18	23
RUSHES-YARDS (NET)	26-61	53-237
PASSING YDS (NET)	300	246
Passes Att-Comp-Int.	41-25-0	24-16-0
TOTAL OFFENSE PLAYS-YARDS	67-361	77-483
Fumble Returns-Yards	2-69	0-0
Punt Returns-Yards	2-28	0-0
Kickoff Returns-Yards	5-76	1-25
Interception Returns-Yards	0-0	0-0
Punts (Number-Avg)	6-35.7	4-49.5
Fumbles-Lost	1-1	2-2
Penalties-Yards	7-55	5-60
Possession Time	27:32	32:28
Third-Down Conversions	5 of 15	8 of 15
Fourth-Down Conversions	0 of 2	0 of 2
Red-Zone Scores-Chances	2-3	3-3
Sacks By: Number-Yards	1-7	3-21



QB NICK STARKEL came off the bench to pass for 201 yards in the second half on 17-of-24 passing with a touchdown late in the fourth quarter at Ole Miss.

ARKANSAS

RUSHING	Att.	Gain	Lost	Net	TD	Long	Avg.
Rakeem Boyd	17	71	4	67	0	10	3.9
De'Vion Warren	1	12	0	12	0	12	12.0
Devwah Whaley	2	2	0	2	0	2	1.0
Ben Hicks	4	7	12	-5	0	6	-1.2
Chase Hayden	1	0	6	-6	0	0	-6.0
Nick Starkel	1	0	9	-9	0	0	-9.0

PASSING	Comp.	Att.	Yds	TD	Int	Long	Sack
Nick Starkel	17	24	0	201	1	45	1
Ben Hicks	7	16	0	98	0	49	2
Rakeem Boyd	1	1	0	1	0	1	0

RECEIVING	No.	Yds	TD	Long
Trey Knox	6	88	0	49
Mike Woods	6	84	0	45
Cheyenne O'Grady	3	45	0	25
Treyton Burks	2	28	0	22
Devwah Whaley	2	23	0	14
Koilan Jackson	2	19	1	13
Rakeem Boyd	1	8	0	8
Tyson Morris	1	8	0	8
De'Vion Warren	1	1	0	1
Chase Hayden	1	-4	0	0

PUNTING	No.	Yds	Avg.	Long	I20	TB
Sam Loy	6	214	35.7	51	2	0

FIELD GOALS	Made	Att.	Long	Kicks
Connor Limpert	1	2	36	34, x43

OLE MISS

RUSHING	Att.	Gain	Lost	Net	TD	Long	Avg.
S. Phillips	26	145	2	143	2	26	5.5
Matt Corral	10	60	14	46	0	23	4.6
Snoop Conner	8	42	0	42	0	25	5.2
Jerrion Ealy	4	8	1	7	0	4	1.8
Isaiah Woullard	1	3	0	3	0	3	3.0
O. Cooley	1	1	0	1	0	5	1.0
Elijah Moore	1	0	2	-2	0	0	-2.0
TEAM	2	0	3	-3	0	0	-1.5

PASSING	Comp.	Att.	Yds	TD	Int	Long	Sack
Matt Corral	16	24	0	246	2	46	1

RECEIVING	No.	Yds	TD	Long
Elijah Moore	7	130	2	46
Jerrion Ealy	3	35	0	26
D. Drummond	2	38	0	26
O. Cooley	2	28	0	18
Jason Pellerin	2	15	0	13

PUNTING	No.	Yds	Avg.	Long	I20	TB
Mac Brown	4	198	49.5	52	2	0

FIELD GOALS	Made	Att.	Long	Kicks
Luke Logan	1	1	33	33

GAME 3: COLORADO STATE

WEEKLY MEDIA SCHEDULE: COLORADO STATE WEEK

9 MON	10 TUES	11 WED	12 THURS	13 FRI	14 SAT	15 SUN
Press Conference Noon - Coach Morris 12:20 - Coach Chavis 12:30 - Coach Craddock	Post Practice Media 6:15 p.m. Student-athletes	SEC Teleconference 10 a.m. - 12:10 p.m. 11 a.m. - Coach Morris Pre Practice Media 4:15 p.m. Coach Morris On the Air with Chad Morris - 7 p.m.	No media availability	No media availability	Game 3 Colorado State Kickoff - 3 p.m. TV - SEC Network Post Game Coach Morris & student-athletes	No media availability

ARKANSAS COMMUNICATIONS



KYLE PARKINSON

Associate AD/Communications

Cell 479.387.4753
 Email..... kparkin@uark.edu
 Twitter..... @TheOtherKP



MICHAEL MINSHEW

Assistant Director/Communications

Cell 479.200.9498
 Email..... mminshew@uark.edu
 Twitter..... @mminshew



JOHN THOMAS

Assistant Director/Communications

Cell 479.313.2564
 Email..... jfthomas@uark.edu
 Twitter..... @John_Thomas

Office: 479-575-2751

Fax: 479-575-7481

Fayetteville Press Box: (479) 575-6622

Little Rock Press Box: (501) 663-0514

GAME CREDENTIAL REQUESTS

All requests for media and/or photo credentials must be made online at www.SportsSystems.com/Arkansas. Requests should be made at least two weeks in advance.

Credentials will not be mailed. They may be picked up beginning three hours prior to kickoff at the media will call station at the base of the elevator at both Donald W. Reynolds Razorback Stadium in Fayetteville and War Memorial Stadium in Little Rock. Photo identification is required when picking up credentials.

ARKANSAS FTP SITE

An FTP site is available for members of the media. For more information concerning the FTP site, contact Michelle Glover (mglover@uark.edu).

CollegePressBox.com

CollegePressBox.com is the official media website for SEC football. Access and download weekly game notes, quotes, statistics, media guides, headshots, logos, flip cards and more for each of the SEC's members. Login information will be distributed to accredited media or you can apply for a password by sending an email to password@collegepressbox.com.

SEC WEEKLY TELECONFERENCE

Head coach Chad Morris will participate each week in the SEC teleconference of football coaches. The teleconferences will be conducted each Wednesday from Aug. 28 to Nov. 20 from 10 a.m. CT to 12:10 p.m. CT. For more information and the teleconference number, contact the SEC Media Relations Office at (205) 458-3000.

10:00 a.m.	Ed Orgeron, LSU
10:10 a.m.	Kirby Smart, Georgia
10:20 a.m.	Dan Mullen, Florida
10:30 a.m.	Derek Mason, Vanderbilt
10:40 a.m.	Nick Saban, Alabama
10:50 a.m.	Jeremy Pruitt, Tennessee
11:00 a.m.	Chad Morris, Arkansas
11:10 a.m.	Barry Odom, Missouri
11:20 a.m.	Matt Luke, Ole Miss
11:30 a.m.	Jimbo Fisher, Texas A&M
11:40 a.m.	Mark Stoops, Kentucky
11:50 a.m.	Joe Moorehead, Mississippi State
12:00 p.m.	Will Muschamp, South Carolina
12:10 p.m.	Gus Malzahn, Auburn

ON THE AIR WITH CHAD MORRIS

"On the Air with Chad Morris," Coach Morris' weekly radio show presented by Lindsey and Westrock Coffee Company airs on Wednesday nights starting at 7 p.m. For the 10th straight year, the one-hour radio show will be broadcast live from the Catfish Hole. The show will be carried throughout the state of Arkansas on the Razorback Sports Network and locally in Fayetteville on 105.3 FM, 99.5, 92.1 FM and 1290 AM.

RAZORBACK FOOTBALL WITH CHAD MORRIS

"Razorback Football with Chad Morris" is the official television coach's show of Razorback football. The one-hour show will air statewide and throughout the region on numerous television affiliates. A total of 12 shows will air throughout the season on the following stations: KATV (Sunday's at 10:30 p.m.), KFSM (Sunday at 10:30 p.m.) and KNXW (Sunday at 9:30 p.m.). The show will also be available regionally on Cox Sports Television on Wednesdays at 6 p.m. and Fox Sports Southwest on Tuesdays at 4 p.m.

RADIO AFFILIATES

Batesville.....	KWOZ-FM 103.3
Batesville.....	KBTA-AM 1340
Camden.....	KCXY-FM 95.3
Camden.....	KAMD-FM 97.1
Crossett.....	KAGH-AM 800
Crossett.....	KAGH-FM 104.9
De Queen.....	KDON-FM 92.1
DeWitt.....	KDEW-FM 97.3
El Dorado.....	KMRX-FM 96.1
Fayetteville.....	KAKS-FM 99.5
Fayetteville.....	KUOA-AM 1290
Fayetteville.....	KOSM-FM 92.1
Fayetteville.....	KUOA-FM 95.3
Fayetteville.....	KBVA-FM HD3 106.5
Forrest City.....	KBFC-FM 93.5
Fort Smith.....	KERX-FM 95.3
Glenwood.....	KHGZ-AM 670
Glenwood.....	KHGZ-FM 98.9
Hot Springs/Mena.....	KTTG-FM 96.3
Jonesboro.....	KEGI-FM 100.5
Little Rock.....	KABZ-FM 103.7
Magnolia.....	KZHE-FM 100.5
Marshall.....	KBCN-FM 104.3
Mena.....	KTTG-FM 96.3
Monett (Mo.).....	KKBL-FM 95.9
Monticello.....	KGPO-FM 99.9
Morrilton.....	KCON-FM 99.3
Mountain Home.....	KOMT-FM 107.5
Ozark.....	KDYN-FM 96.7
Ozark.....	KDYN-AM 1540
Ruston (La.).....	KWXM-FM 102.3
Searcy.....	KSMD-FM 99.1
Texarkana (Texas).....	KKTK-AM 1400
Wynne.....	KWYN-FM 92.5