

2019 FOOTBALL ARKANSAS

Saturday, September 21, 2019 • 6:30 p.m. • SEC Network • Donald W. Reynolds Razorback Stadium (76,000) • Fayetteville, Ark.

SEC NETWORK

Dave Neal, Play-By-Play
DJ Shockley, Analyst
Dawn Davenport, Reporter

RAZORBACK/IMG SPORTS NETWORK

Chuck Barrett, Play-By-Play
Quinn Grovey, Analyst
Geno Bell, Reporter

SIRIUS/XM RADIO

Sirius Channel 133
XM Channel 190

COACHING STAFF

ON THE FIELD (Year at Arkansas)

Chad Morris - Head Coach (2nd)
John Chavis - Defensive Coordinator/Linebackers (2nd)
Ron Cooper - Secondary (2nd)
Dustin Fry - Offensive Line (2nd)
Kenny Ingram - Defensive Tackles (1st)
Mark Smith - Secondary (2nd)
Jeff Traylor - Associate Head Coach/Running Backs (2nd)
Justin Stepp - Wide Receivers (2nd)

IN THE BOOTH

Joe Craddock - Offensive Coordinator/Quarterbacks (2nd)
Steve Caldwell - Defensive Line (2nd)
Barry Lunney Jr. - Tight Ends/Special Teams (7th)

FOUR DOWNS

55

>>>>>>

Arkansas scored 55 points for the first time since last year's season opener against Eastern Illinois.

520

>>>>>>

The Razorbacks racked up their highest yardage total since 523 against Coastal Carolina on 11/14/17.

305

>>>>>>

Nick Starkel threw for 305 yds vs. CSU, the first 300-yd game by a Razorback since Austin Allen (313) on 11/24/17.

122

>>>>>>

Rakeem Boyd rushed for an Arkansas career-best 122 yards vs. CSU, his fifth 100-yard rushing game as a Razorback.



SAN JOSE STATE at ARKANSAS



SAN JOSE STATE (1-1, 0-0)

AP/Coaches Rank: NR/NR

Head Coach: Brent Brennan (UCLA, 1996)

Career Record: 4-23 (3rd season)

Record at San Jose State: Same

ARKANSAS RAZORBACKS (2-1, 0-1)

AP/Coaches Rank: NR/NR

Head Coach: Chad Morris (Texas A&M, 1992)

Career Record: 18-33 (5th season)

Record at Arkansas: 4-11 (2nd season)

THE RUNDOWN

• Arkansas wraps its two-game homestand with a matchup against San Jose State on Saturday, Sept. 21, at 6:30 p.m. at Donald W. Reynolds Razorback Stadium.

• It will be the first meeting between the two programs and the second game in as many weeks for the Razorbacks against a Mountain West foe. Arkansas is 15-2 against current members of the MW Conference.

• The Razorbacks are facing a "first-time opponent" for the second time this season in the Spartans, taking on Portland State in week one. Later in the year, Arkansas will also square off with Western Kentucky for the first time on the gridiron.

• The Spartans enter the game at 1-1, beginning the year with a 35-18 win over Northern Colorado on 8/29, before falling to Tulsa, 34-16, on 9/7. Saturday will mark the first road game for San Jose State & the third home game of the year for Arkansas.


• Last week, Arkansas got back in the win column with a 55-34 victory over Colorado State at DWRRS. It was the first time the two teams had met in Fayetteville, as the Razorbacks improved to 4-1 in the all-time series against the Rams.

• The Razorbacks fell behind early in the game, 7-0, but answered less than two minutes later and never trailed again in the contest after tying the game at 7 with 13:00 left in the first quarter. Faced with another tie score at 34 heading into the fourth quarter, Arkansas responded to score 21 unanswered and keep the Rams off the scoreboard in the final frame of the game.

• Arkansas produced two turnovers in the game, both fumbles, to improve its season total to seven. One of the fumble recoveries was returned for a touchdown, doing so for the second consecutive game.

• It was the first time since 2017 Arkansas has had two fumble recovery touchdowns in a season and the first time since 1999 the Razorbacks have accomplished the feat in back-to-back games.

• Five true freshmen started against CSU, while 17 total freshmen played in the game.



NICK STARKEL

PASSING

41/64 (64%)

554 YDS

4 TD/1 INT



RAKEEM BOYD

RUSHING

55 ATT

303 YDS

3 TD



TREY KNOX

RECEIVING

13 REC

216 YDS

1 TD



KAM CURL

TACKLES

22 TOTAL

17 SOLO

1 INT

| HOME | AWAY | HOME | HOME | ARL | AWAY | HOME | AWAY | HOME | HOME | AWAY | LR |
|--------------------|-------------------|--------------------|-------------------|-----------------|---------------|---------------|---------------|--------------|--------------|---------------|-------------------|
| | | | | | | | | | | | |
| AUG 31 W, 20-13 | SEP 7 L, 31-17 | SEP 14 W, 55-34 | SEP 21 6:30 PM | SEP 28 11 AM | OCT 12 TBA | OCT 19 TBA | OCT 26 TBA | NOV 2 TBA | NOV 9 TBA | NOV 23 TBA | NOV 29 1:30 PM |
| SEC | SEC | SEC | SEC | ESPN | | | | | | | CBS |

THE GAME: SAN JOSE STATE at ARKANSAS

NICK STARKEL

After seeing increased action in each of the first two games, junior quarterback Nick Starkel made his first start as a Razorback on Saturday against Colorado State. He put together a strong showing under center, going 20-of-35 for 305 yards and 3 touchdowns in the 55-34 victory over the Rams.

- Starkel was the first Razorback QB with 300 passing yards in a game since Austin Allen (313) against Missouri on 11/24/17.
- He connected with three different receivers for touchdowns in Trey Knox (24 yds), Chase Harrell (14 yds) and Cheyenne O'Grady (62 yds).
- It was the first three-touchdown passing game by an Arkansas quarterback since Ty Storey last season against Eastern Illinois (9/1/18).
- Starkel is the first QB with 300+ yards & 3 passing TDs since Allen against Missouri on 11/25/16.
- It was Starkel's third career 300-yard passing game, doing so twice at Texas A&M in 2017, and the first in the Chad Morris era at Arkansas.
- He connected with eight different receivers in the game against the Rams.
- Five of Starkel's 20 completions went for over 20 yards on Saturday, including a high of 62 to Cheyenne O'Grady in the fourth quarter.
- That 62-yard play is the longest play of the season for the Razorbacks through three games.
- Arkansas accumulated 520 yards of total offense, the highest total output by a Razorback squad since taking on Coastal Carolina (523) on 11/14/17.
- The 55 points scored are the most since last year's season opener against Eastern Illinois (55) on 9/1/18.



STATISTICAL BREAKDOWN: SAN JOSE STATE at ARKANSAS

| Arkansas | Rank: SEC (FBS) | Category | San Jose State | Rank: MW (FBS) |
|----------|-----------------|--------------------------|----------------|----------------|
| 30.7 | 12 (68) | Scoring Offense | 25.5 | 10 (87) |
| 26.0 | 12 (74) | Scoring Defense | 26.0 | 6 (74) |
| 425.3 | 10 (60) | Total Offense | 365.0 | 9 (93) |
| 379.3 | 11 (72) | Total Defense | 413.0 | 5 (90) |
| 160.0 | 11 (78) | Rushing Offense | 136.5 | 9 (95) |
| 177.3 | 14 (94) | Rushing Defense | 183.0 | 11 (101) |
| 265.3 | 7 (44) | Passing Offense | 228.5 | 8 (75) |
| 202.0 | 7 (55) | Pass Defense | 230.0 | 5 (80) |
| 18.29 | 10 (86) | Kickoff Return Avg. | 21.33 | 6 (56) |
| 7.57 | 11 (62) | Punt Return Avg. | 25.0 | 1 (1) |
| 29:04 | 9 (82) | Time of Possession | 24:56 | 12 (127) |
| 38.1% | 11 (80) | 3rd Down Conv. Pct. | 42.3% | 5 (57) |
| 33.3% | 6 (44) | Opp. 3rd-D Conv. Pct. | 44.4% | 5 (30) |
| 33.87 | 13 (119) | Net Punting | 40.25 | 4 (39) |
| 1.33 | 3 (15) | Turnover Margin | 0.0 | 4 (58) |
| 4 | 2 (8) | Fumbles Recovered | - | - (-) |
| 2 | 4 (49) | Fumbles Lost | 2 | 5 (49) |
| 3 | 8 (25) | Passes Intercepted | 2 | 4 (54) |
| 7 | 3 (9) | Turnovers Gained | 2 | 7 (99) |
| 3 | 4 (37) | Turnovers Lost | 2 | 2 (16) |
| 127.08 | 11 (87) | Passing Efficiency | 132.78 | 7 (79) |
| 126.0 | 9 (61) | Pass Efficiency Defense | 122.56 | 3 (50) |
| 19 | 7 (77) | Fewest Penalties | 12 | 3 (15) |
| 174 | 8 (89) | Fewest Yards Penalized | 110 | 5 (21) |
| 3.33 | 3 (20) | Sacks | 2.00 | 6 (79) |
| 1.67 | 7 (57) | Sacks Allowed | 1.00 | 4 (22) |
| 6.7 | 7 (55) | Tackles for Losses | 7.0 | 4 (41) |
| 6.00 | 12 (66) | Tackles for Loss Allowed | 5.00 | 6 (48) |
| 67 | 10 (44) | First Downs | 40 | 12 (121) |
| 57 | 9 (65) | First Downs Allowed | 47 | 5 (39) |
| 76.9% | 11 (100) | Red Zone Offense | 87.5% | 5 (51) |
| 100.0% | 14 (106) | Red Zone Defense | 90.0% | 7 (96) |

INDIVIDUAL STATS

| ARKANSAS | | | | | SAN JOSE STATE | | | | |
|------------------|-------|------|-------|---------|-----------------|-------|------|--------|----------|
| Rushing | Att. | Yds. | Avg. | TD | Rushing | Att. | Yds. | Avg. | TD |
| Rakeem Boyd | 55 | 303 | 5.5 | 3 | Nick Nash | 13 | 115 | 8.8 | 1 |
| Devwah Whaley | 20 | 104 | 5.2 | 2 | De'Jon Packer | 25 | 93 | 3.7 | 1 |
| De'Vion Warren | 5 | 51 | 10.2 | 0 | Tyler Nevens | 15 | 62 | 4.1 | 1 |
| Chase Hayden | 12 | 39 | 3.2 | 0 | Kaire Robinson | 3 | 7 | 2.3 | 0 |
| Passing | Comp. | Att. | Yds. | TD/Int. | Passing | Comp. | Att. | Yds. | TD/Int. |
| Nick Starkel | 41 | 64 | 554 | 4/1 | Josh Love | 37 | 61 | 413 | 3/0 |
| Ben Hicks | 21 | 45 | 241 | 0/0 | | | | | |
| Receiving | Rec. | Yds. | Avg. | TD | Receiving | Rec. | Yds. | Avg. | TD |
| Trey Knox | 13 | 216 | 16.6 | 1 | Isaiah Hamilton | 8 | 109 | 13.6 | 0 |
| Mike Woods | 13 | 124 | 9.5 | 0 | Bailey Gaither | 7 | 74 | 10.6 | 0 |
| Treyton Burks | 9 | 172 | 19.1 | 0 | De'Jon Packer | 6 | 23 | 3.8 | 0 |
| Cheyenne O'Grady | 6 | 119 | 19.8 | 1 | Bill Humphreys | 5 | 67 | 13.4 | 0 |
| | | | | | Jerma Braddock | 5 | 66 | 13.2 | 2 |
| Punting | No. | Yds. | Avg. | Long | Punting | No. | Yds. | Avg. | Long |
| Sam Loy | 14 | 532 | 38.0 | 56 | Alex Galland | 8 | 322 | 40.2 | 53 |
| Punt Returns | No. | Yds. | Avg. | Long | Punt Returns | No. | Yds. | Avg. | Long |
| Treyton Burks | 7 | 52 | 7.4 | 15 | Brandon Ezell | 1 | 25 | 25.0 | 25 |
| Kickoff Returns | No. | Yds. | Avg. | Long | Kickoff Returns | No. | Yds. | Avg. | Long |
| De'Vion Warren | 5 | 124 | 24.8 | 37 | Zamore Zigler | 7 | 161 | 23.0 | 34 |
| Tackles | UT-AT | TT | TFL | Other | Tackles | UT-AT | TT | TFL | Other |
| Kamren Curl | 17-5 | 22 | 2.0-9 | 1 FR | Ethan Aguayo | 15-19 | 34 | 2.0-11 | 1.0 SACK |
| De'Jon Harris | 9-12 | 21 | 1.0-2 | 1 TFL | Jay Lenard | 11-5 | 16 | 1.0-7 | 1 PBU |
| Bumper Pool | 9-10 | 19 | 1.0-2 | 1 PBU | Tysyn Parker | 6-6 | 12 | 1.5-8 | 1.0 SACK |
| Joe Fouca | 8-6 | 14 | 0.0-0 | 1 INT | Jesse Osuna | 5-7 | 12 | 2.0-10 | 1.0 SACK |

GAME 4: SAN JOSE STATE

TAKEAWAY SZN



The Razorbacks produced three turnovers in the season opener against Portland State, all three interceptions from three different players. Kam Curl, Jarques McClellion and Joe Foucha all picked off passes for the first time in their careers on Aug. 31, making it the first time since Nov. 22, 2014, Arkansas has tallied three interceptions in a game.



Joe Foucha and Kam Curl were also involved in turnovers at Ole Miss in Arkansas' SEC opener on Sept. 7. Foucha recovered a fumble from the Rebels' QB in the third quarter, while Curl forced and returned a fumble 69 yards for a touchdown in the fourth quarter. They were the first Razorbacks to record a takeaway in back-to-back games since Kevin Richardson in 2017.



The Razorbacks added two more fumble recoveries against Colorado State on Sept. 14, this time from a pair of Ashdown boys. McTelvin Agim jarred the ball loose in the second quarter, allowing Montaric Brown to recover, leading to an Arkansas FG. In the fourth quarter, Hayden Henry's popped CSU's RB & LaDarius Bishop housed the recovery for Arkansas' second defensive TD.

IN DEPTH CHART: OFFENSE

WR



8 Mike Woods ||| 6-1, 203, So.

Two rec., 10 yards vs. CSU ... Caught six passes (career-high) at OM - team-high ... Had five vs. PSU ... Tied team-lead with 13 rec. ... Third on the team with 206 yards, 18 catches & one TD in 2018 ... Caught first college TD 9/29/18.

| | REC | YDS | TD |
|--------|-----|-----|----|
| 2019 | 13 | 124 | 0 |
| 2018 | 18 | 206 | 1 |
| Totals | 31 | 330 | 1 |

1 De'Vion Warren ||| 5-10, 188, Jr.

Returned three kicks at OM, longest 37 yards ... Third on team in rushing (51 yards) ... Returned 14 kicks for 399 yards in 2018 ... Had a 78-yard kick return vs. Alabama (10/6/18) - caught first TD pass ... 100-yd KO return TD vs. Auburn in 2017.

| | REC | YDS | TD |
|--------|-----|-----|----|
| 2019 | 2 | 5 | 0 |
| 2018 | 3 | 14 | 1 |
| 2017 | 1 | 5 | 0 |
| Totals | 6 | 24 | 1 |

TE



85 Cheyenne O'Grady ||| 6-4, 256, Sr. > Mackey Watch List

3 rec., 74 yards, 1 TD vs. CSU - 62 yd TD - longest ARK play of yr ... 3 rec./45 yards at OM ... Led team in rec. (30) & TDs (6) in 2018 ... Only Hog with two multi-TD rec. games in 2018 ... Son of the late Larry Marks - 3-year ARK MBB player (1988-90).

| | REC | YDS | TD |
|--------|-----|-----|----|
| 2019 | 6 | 119 | 1 |
| 2018 | 30 | 400 | 6 |
| 2017 | 21 | 132 | 2 |
| 2016 | 3 | 63 | 4 |
| Totals | 60 | 714 | 10 |

89 Grayson Gunter ||| 6-4, 243, Jr.

Started vs. PSU & CSU ... 3 rec., 16 yards vs. PSU ... Played in 11 games last year, starting twice ... High four rec., 51 yards, 1 TD vs. Tulsa ... Season-long 23-yard catch vs. LSU on 11/10/18 ... Father Bubba played football at Ole Miss from 1989-91.

| | REC | YDS | TD |
|--------|-----|-----|----|
| 2019 | 3 | 16 | 0 |
| 2018 | 4 | 51 | 1 |
| 2017 | - | - | - |
| 2016 | 1 | 29 | 0 |
| Totals | 8 | 96 | 1 |

LT



74 Colton Jackson ||| 6-5, 301, Sr.

Started at LT in all three games ... Played in 10 games in 2018, starting eight of the last nine at LT ... Totaled 516 snaps during junior campaign ... Allowed just one sack in 305 pass blocking plays last year.

| | GP | GS |
|--------|----|----|
| 2019 | 3 | 3 |
| 2018 | 10 | 8 |
| 2017 | 12 | 10 |
| 2016 | 12 | 3 |
| Totals | 37 | 24 |

76 Myron Cunningham ||| 6-6, 290, Jr.

Started at RG in all three games ... Transferred from Iowa Central CC ... First Team NJCAA All-American in 2018 ... Started all 12 games, helping ICC to an 8-4 record with 4,670 yards of total offense, 2,884 passing yards & 46 total touchdowns.

| | GP | GS |
|--------|----|----|
| 2019 | 3 | 3 |
| 2018 | 12 | 12 |
| 2017 | 15 | 15 |
| Totals | 30 | 30 |

LG



54 Austin Capps ||| 6-4, 304, Sr.

First career start vs. PSU, saw action vs. CSU ... Played in 11 games last year ... Totaled 193 snaps, 151 at left guard and 42 at right guard ... Season-high 45 snaps against North Texas on 9/15 ... Transitioned from the d-line to the o-line in 2018.

| | GP | GS |
|--------|----|----|
| 2019 | 2 | 1 |
| 2018 | 11 | 0 |
| 2017 | 12 | 0 |
| 2016 | 12 | 0 |
| Totals | 37 | 1 |

68 Kirby Adcock ||| 6-5, 288, So.

Played in four games as a redshirt-freshman in 2018, starting once against EIU in the season opener ... Worked a total of 65 snaps, including 56 on the offensive line and nine on special teams ... Two-time Fall SEC Academic Honor Roll.

| | GP | GS |
|--------|----|----|
| 2019 | 3 | 0 |
| 2018 | 4 | 1 |
| Totals | 7 | 1 |

C



66 Ty Clary ||| 6-4, 285, Jr.

PFF National Team of the Week (Week 3) ... Highest graded C in NCAA ... Started all three games ... Played in all 12 games in 2018, starting each of the last 11 ... Totaled 674 snaps on the o-line, finishing fourth on the team in total snaps played.

| | GP | GS |
|--------|----|----|
| 2019 | 3 | 3 |
| 2018 | 12 | 11 |
| 2017 | 7 | 4 |
| Totals | 22 | 18 |

57 Shane Clenin ||| 6-6, 302, So.

Played in seven games as a redshirt freshman in 2018 ... Appeared in each of the last five games ... Totaled 61 snaps, including a season-high 50 against Eastern Illinois in the season opener.

| | GP | GS |
|--------|----|----|
| 2019 | 2 | 0 |
| 2018 | 7 | 0 |
| Totals | 9 | 2 |

RG



51 Ricky Stromberg ||| 6-4, 266, Fr.

Started at LG in last two games ... Four-star prospect by 247Sports ... Rated as the No. 19 offensive guard in the country & No. 3 overall prospect in Oklahoma by 247Sports ... Three-year letterwinner at Union HS on both sides of the ball.

| | GP | GS |
|--------|----|----|
| 2019 | 3 | 2 |
| Totals | 3 | 2 |

55 Beaux Limmer ||| 6-5, 293, Fr.

Saw action vs. CSU ... Three-star prospect by Rivals, 247Sports & ESPN ... Rated as the No. 67 offensive tackle in the nation by 247Sports ... Helped Tyler Lee HS to 2,346 yards on the ground, 1,159 passing yards & 26 total TDs as a senior.

| | GP | GS |
|--------|----|----|
| 2019 | 1 | - |
| Totals | 1 | - |

RT



78 Dalton Wagner ||| 6-9, 302, So.

Started at RT in all three games ... Played in 11 of 12 games in 2018, starting once at LT on homecoming against Tulsa ... Totaled 205 snaps as a R-Fr ... Did not allow a sack or QB hit in 65 pass protection snaps.

| | GP | GS |
|--------|----|----|
| 2019 | 3 | 3 |
| 2018 | 11 | 1 |
| Totals | 14 | 4 |

76 Myron Cunningham ||| 6-6, 290, Jr.

Started at RG in all three games ... Transferred from Iowa Central CC ... First Team NJCAA All-American in 2018.

71 Ryan Winkel ||| 6-6, 285, R-Fr.

Seen action in all three games ... Did not play during 2018 season after a pectoral injury ... Three-star prospect.

| | GP | GS | GP | GS |
|--------|----|----|----|----|
| 2019 | 3 | 3 | 3 | 3 |
| 2018 | 12 | 12 | 3 | - |
| Totals | 15 | 15 | 6 | 3 |

QB



17 Nick Starkel ||| 6-3, 214, Jr.

Started vs. CSU ... 20-of-35, 305 yds, 3 TDs ... First 300 yd, 3 TD game by ARK QB since 2016 ... Entered in second half at OM (17-for-24, 201 yds, 1 TD) ... Transfer from Texas A&M ... Threw for 400+ yards twice in '17.

| | C-A-I | YDS | TD |
|--------|-----------|-------|----|
| 2019 | 41-64-1 | 554 | 4 |
| 2018 | 15-22-0 | 169 | 1 |
| 2017 | 123-205-6 | 1,793 | 14 |
| Totals | 179-291-7 | 2,516 | 19 |

6 Ben Hicks ||| 6-1, 217, Sr.

Started first two games (21-for-45, 241 yds) ... Transfer from SMU ... Played for Morris & OC Craddock in 2016-17 - career leader in passing yds, total off., TD passes, TDs responsible for, completions & 300-yd games.

| | C-A-I | YDS | TD |
|--------|--------------|-------|----|
| 2019 | 21-45-0 | 241 | 0 |
| 2018 | 208-372-7 | 2,582 | 19 |
| 2017 | 276-472-12 | 3,569 | 33 |
| 2016 | 234-422-5 | 2,930 | 19 |
| Totals | 739-1,311-34 | 9,322 | 71 |

RB



5 Rakeem Boyd ||| 6-0, 213, Jr. > Doak Walker & Earl Campbell Tyler Rose Watch Lists

122 rush yds vs. CSU, 2 TDs - most in ARK uniform ... 5th 100-yd game at ARK ... 114 rush yds vs. PSU ... Led the team in rush yds & attempts in last year ... 100+ yards in three games ... Rushed for 1,211 yds & 14 TDs at Independence CC in 2017.

| | ATT | YDS | TD |
|--------|-----|-------|----|
| 2019 | 55 | 303 | 3 |
| 2018 | 123 | 734 | 2 |
| Totals | 178 | 1,037 | 5 |

21 Devwah Whaley ||| 5-11, 212, Sr. > Doak Walker Watch List

9 att., 81 yds, 1 TD vs. CSU ... Scored first TD of yr for ARK vs. PSU ... Second in rushing last yr with 368 yards on 82 carries ... Started four games in 2018 ... 165 yards/TD at Colorado State (9/8/18) ... Second on team in rushing in 2017 (559 yds).

| | ATT | YDS | TD |
|--------|-----|-------|----|
| 2019 | 20 | 104 | 2 |
| 2018 | 82 | 368 | 2 |
| 2017 | 127 | 559 | 7 |
| 2016 | 110 | 602 | 3 |
| Totals | 339 | 1,633 | 14 |

WR



16 Treyon Burks ||| 6-3, 223, Fr. > ESPN Preseason Freshman All-American

Led team in rec. yds twice this season - first vs. PSU (52 yds on 3 rec.) & vs. CSU (92 yds on 4 rec.) ... Two rec., 28 yds at OM ... Four-star prospect by Rivals, 247Sports & ESPN ... Rated top player in Arkansas by 247Sports.

| | REC | YDS | TD |
|--------|-----|-----|----|
| 2019 | 9 | 172 | 0 |
| Totals | 9 | 172 | 0 |

19 Tyson Morris ||| 6-1, 200, So.

Caught one pass in every game this season, nine-yd catch vs. CSU ... Played in 11 of 12 games as a R-Fr in 2018, seeing half his snaps on special teams ... Caught four passes for 30 yards, scoring on an 11-yd play vs. Vanderbilt on 11/20/18.

| | REC | YDS | TD |
|--------|-----|-----|----|
| 2019 | 3 | 32 | 0 |
| 2018 | 4 | 30 | 1 |
| Totals | 7 | 62 | 1 |

WR



7 Trey Knox ||| 6-5, 205, Fr. > FWAA Preseason Freshman All-American Watch List

Leads in rec. yds (216) & tied for rec. (13) ... Team-best six rec. vs. CSU - 90 yds & first-career TD on 24 yd pass ... Team-high six rec./88 yards at OM - long of 49 ... Longest play of day at 38 yards in start vs. PSU ... Four-star prospect.

| | REC | YDS | TD |
|--------|-----|-----|----|
| 2019 | 13 | 216 | 1 |
| Totals | 13 | 216 | 1 |

15 T.Q. Jackson ||| 6-4, 197, Fr.

Saw action at OM ... Four-star prospect by Rivals ... Rated as the No. 42 WR in the country and No. 41 overall player in Texas by Rivals ... Recorded a team-best 797 receiving yards on 38 receptions with 11 TDs at Jefferson High School.

| | REC | YDS | TD |
|--------|-----|-----|----|
| 2019 | - | - | - |
| Totals | - | - | - |

GAME 4: SAN JOSE STATE

IN DEPTH CHART: DEFENSE

| | U-A-T | TFL | SACK |
|--------|---------|--------|--------|
| 2019 | 5-7-12 | 3-5-23 | 2-5-20 |
| 2018 | 3-10-13 | 1-5-3 | 0-0-0 |
| 2017 | 1-0-1 | 0-0-0 | 0-0-0 |
| Totals | 9-17-26 | 5-0-26 | 2-5-20 |

6 Gabe Richardson ||| 6-3, 240, Sr.

Two tackles, 1.5 for loss, 1.0 sack vs. CSU ... Seven stops, one sack at OM ... Three tackles, half-a-sack vs. PSU ... Played in 11 games, two starts in 2018 ... TFLs in first two games ... Fumble recovery vs. UNT (9/15/18) ... First career start 9/8/18.



DE

| | U-A-T | TFL | SACK |
|--------|-------|-------|-------|
| 2019 | 4-2-6 | 0-0-0 | 0-0-0 |
| Totals | 4-2-6 | 0-0-0 | 0-0-0 |

56 Zach Williams ||| 6-4, 224, Fr.

Saw action in all three games ... Two tackles vs. CSU ... Recorded four tackles at OM, three solo ... Four-star prospect by 247Sports & ESPN ... Ranked 4th in Arkansas by 247Sports & ESPN ... Son of Arkansas LB Rickey Williams (1984-87).




DT

| | U-A-T | TFL | SACK |
|--------|-----------|----------|---------|
| 2019 | 6-5-11 | 3-0-11 | 2-0-9 |
| 2018 | 19-26-45 | 10-0-44 | 4-5-25 |
| 2017 | 15-22-37 | 7-5-33 | 2-5-19 |
| 2016 | 8-19-27 | 5-5-23 | 2-5-13 |
| Totals | 48-72-120 | 26-0-111 | 11-5-66 |

3 McTelvin Agim ||| 6-3, 300, Sr. > Preseason third-team All-SEC, Bednarik Watch List

FF vs. CSU ... TFL at OM ... Paced ARK in tackles (6) & sacks (2.0) vs. PSU ... Led the team in TFLs (10.0) & QBH (11) in 2018 ... First Razorback with double-digit TFLs since Deatrich Wise Jr. (2015) ... 3 total FF, 2 at CSU on 9/8/18.



DT

| | U-A-T | TFL | SACK |
|--------|-------|-------|-------|
| 2019 | 3-4-7 | 0-5-2 | 0-0-0 |
| 2018 | 1-0-1 | 0-0-0 | 0-0-0 |
| Totals | 4-4-8 | 0-5-2 | 0-0-0 |

93 Isaiah Nichols ||| 6-3, 277, R-Fr.

Tallied four tackles vs. CSU, including 0.5 TFL ... Three tackles at OM ... Saw action vs. PSU ... Played in three games in 2018, totaling 45 snaps ... Recorded a tackle in the season opener vs. Eastern Illinois (9/1/18), a solo stop.




DT

| | U-A-T | TFL | SACK |
|--------|----------|---------|--------|
| 2019 | 1-4-5 | 1-5-9 | 1-0-7 |
| 2018 | 10-16-26 | 3-5-10 | 1-5-6 |
| 2017 | 10-16-26 | 1-5-3 | 0-0-0 |
| 2016 | 1-3-4 | 4-0-17 | 2-0-15 |
| Totals | 22-39-61 | 10-5-39 | 4-5-28 |

52 TJ Smith ||| 6-3, 293, Sr. > Wuerffel Watch List

Three tackles vs. CSU - one sack & 1.5 TFL ... One stop each in first two games ... Inaugural recipient of Broyles Razorback Award from HC Chad Morris ... SEC Community Service Team/Leadership Council.



DT

| | U-A-T | TFL | SACK |
|--------|----------|-------|-------|
| 2019 | 4-1-5 | 1-0-1 | 0-0-0 |
| 2018 | 4-10-14 | 0-0-0 | 0-0-0 |
| 2017 | 2-4-6 | 0-5-0 | 0-0-0 |
| Totals | 10-15-25 | 1-5-1 | 0-0-0 |

42 Jonathan Marshall ||| 6-3, 299, Jr.

Two tackles vs. CSU ... Two stops, one TFL at OM ... Tackle & QBH vs. PSU ... Played in 11 games in 2018 ... Posted four multi-tackle games, with three stops vs. Tulsa (10/20/18) & Mississippi State (11/17/18).




DE

| | U-A-T | TFL | SACK |
|--------|-------|-------|-------|
| 2019 | 3-2-5 | 0-5-0 | 0-0-0 |
| Totals | 3-2-5 | 0-5-0 | 0-0-0 |

11 Mataio Soli ||| 6-4, 239, Fr.

Started at DE opposite Richardson in last two games ... One tackle, 0.5 TFL vs. CSU ... Three stops vs. Rebels ... Recorded solo stop vs. PSU ... Four-star prospect - Rivals & 247Sports ... Son of former Arkansas D-Lineman Junior Soli (1992-95).



DE

| | U-A-T | TFL | SACK |
|--------|-------|-------|-------|
| 2019 | 0-0-0 | 0-0-0 | 0-0-0 |
| Totals | 0-0-0 | 0-0-0 | 0-0-0 |

13 Collin Clay ||| 6-5, 285, Fr.

Saw action at OM & vs. CSU ... Four-star prospect by Rivals and 247Sports ... Rated as the No. 20 strongside DE in the country & No. 2 in Oklahoma by Rivals ... Racked up 62 tackles, three sacks and 5.5 TFLs as Sr. at Putnam City HS.




LB

| | U-A-T | TFL | SACK |
|--------|----------|-------|-------|
| 2019 | 5-7-12 | 2-5-9 | 1-0-7 |
| 2018 | 9-15-24 | 0-0-0 | 0-0-0 |
| 2017 | 3-0-3 | 0-0-0 | 0-0-0 |
| Totals | 17-22-39 | 2-5-9 | 1-0-7 |

27 Hayden Henry ||| 6-2, 226, Jr.

Seven tackles vs. CSU - forced fumble in 4th quarter ... Four stops at OM ... Sack vs. PSU ... Played in all 12 games in 2018 ... Brother Hudson (freshman TE) on team ... Brother Hunter (Mackey Winner) & dad Mark (C) played at Arkansas.



LB

| | U-A-T | TFL | SACK |
|--------|--------|-------|-------|
| 2019 | 1-0-1 | 0-0-0 | 0-0-0 |
| 2018 | 1-4-5 | 0-5-2 | 0-0-0 |
| 2017 | 3-3-6 | 0-0-0 | 0-0-0 |
| Totals | 5-7-12 | 0-5-2 | 0-0-0 |

22 Deon Edwards ||| 6-1, 220, Jr.

Had a tackle vs. CSU ... Seen action on special teams in all three games ... Played in all 12 games last year ... Recorded his lone half-tackle-for-loss against EIU ... Had two stops vs. EIU & at CSU a week later ... Also one vs. UNT.




LB

| | U-A-T | TFL | SACK |
|--------|-------------|---------|--------|
| 2019 | 9-12-21 | 1-0-2 | 0-0-0 |
| 2018 | 62-56-118 | 9-0-23 | 2-0-11 |
| 2017 | 66-49-115 | 8-5-25 | 3-5-18 |
| 2016 | 18-19-37 | 2-0-8 | 1-0-6 |
| Totals | 155-136-291 | 20-5-58 | 6-5-35 |

8 De'Jon Harris ||| 6-0, 245, Sr. > Preseason second-team All-SEC, Butkus Watch List

Team-best 12 stops vs. CSU ... Six tackles at OM ... Led the SEC in tackles (118) in 2018 ... Career-high 16 stops 9/29/18 ... 7 double-digit tackle games in 2018 - SEC-best ... 100+ stops in back-to-back years - 7th Hog to do so.



LB

| | U-A-T | TFL | SACK |
|--------|----------|--------|--------|
| 2019 | 4-9-13 | 2-5-13 | 1-0-8 |
| 2018 | 8-16-24 | 2-5-4 | 0-0-0 |
| 2017 | 22-16-38 | 3-5-15 | 1-0-9 |
| Totals | 34-41-75 | 8-5-32 | 2-0-17 |

31 Grant Morgan ||| 5-11, 229, Jr.

Four tackles, 1.5 for loss, 1.0 sack vs. CSU ... Four stops & a TFL vs. PSU ... Played in all 12 games last year ... Posted at least a half-a-tackle for loss in first three games ... Had stops in seven of the last eight games.




LB

| | U-A-T | TFL | SACK |
|--------|----------|-------|-------|
| 2019 | 9-10-19 | 1-0-2 | 0-0-0 |
| 2018 | 14-15-29 | 2-5-4 | 0-0-0 |
| Totals | 23-25-48 | 3-5-6 | 0-0-0 |

10 Bumper Pool ||| 6-2, 228, So.

Led team in tackles first two games - 9 at OM, 1 TFL ... Started four of 10 games at WLB in 2018 ... Season-high 10 tackles vs. VU, including 1.0 for loss ... Recovered a fumble vs. EIU (9/1/18) - 60 yd return ... First start 9/8 ... Blocked FG vs. EIU.




LB

| | U-A-T | TFL | SACK |
|--------|----------|--------|-------|
| 2019 | 5-5-10 | 0-5-1 | 0-0-0 |
| 2018 | 19-7-26 | 2-0-11 | 1-0-8 |
| 2016 | 1-0-1 | 0-0-0 | 0-0-0 |
| Totals | 25-12-37 | 2-5-12 | 1-0-8 |

36 D'Vone McClure ||| 6-2, 219, Jr.

Five tackles vs. CSU, 0.5 for loss ... Three stops, a PBU & breakup vs. PSU ... Moved to LB from NB ... Started six of 12 games in 2018 ... FF vs. EIU ... Played baseball in HS - drafted by Cleveland Indians in 4th round of 2012 MLB Draft.




CB

| | U-A-T | TFL | INT |
|--------|---------|-------|-------|
| 2019 | 5-2-7 | 0-0-0 | 0-0-0 |
| 2018 | 8-1-9 | 0-0-0 | 0-0-0 |
| Totals | 13-3-16 | 0-0-0 | 0-0-0 |

21 Montaric Brown ||| 6-0, 187, So.

Four tackles, two PBU & a fumble recovery vs. CSU ... Two tackles in start vs. PSU ... Played in 11 games in 2018 as a red-shirt-freshman ... Posted a season-best five solo tackles in the season finale at Missouri ... First career start vs. Tulsa.



CB

| | U-A-T | TFL | INT |
|--------|-------|-------|-------|
| 2019 | 0-0-0 | 0-0-0 | 0-0-0 |
| Totals | 0-0-0 | 0-0-0 | 0-0-0 |

23 Devin Bush ||| 6-0, 203, Fr.

Saw action in the SEC opener at Ole Miss & vs. CSU ... Four-star prospect by Rivals, 247Sports and ESPN ... Ranked as the No. 16 CB in the country by ESPN ... Ranked 219 in ESPN's Top 300 ... Three-year letterwinner at Edna Karr HS.




SS

| | U-A-T | TFL | INT |
|--------|-----------|-------|-------|
| 2019 | 17-5-22 | 2-0-9 | 1-2-9 |
| 2018 | 27-26-53 | 0-0-0 | 0-0-0 |
| 2017 | 32-14-46 | 0-0-0 | 0-0-0 |
| Totals | 76-45-121 | 2-0-9 | 1-2-9 |

2 Kamren Curl ||| 6-2, 198, Jr. > Preseason third-team All-SEC

Nine tackles vs. CSU ... 69-yd fumble rec. TD at OM (first career) ... First INT & sack (2.0) of career vs. PSU ... Only player in the country with a sack, INT & fumble rec. TD ... 2018-high nine tackles at Auburn on 9/22/18, four solo in game.




SS

| | U-A-T | TFL | INT |
|--------|--------|-------|-------|
| 2019 | 4-2-6 | 0-0-0 | 0-0-0 |
| 2018 | 1-4-5 | 0-0-0 | 0-0-0 |
| Totals | 5-6-11 | 0-0-0 | 0-0-0 |

18 Myles Mason ||| 6-2, 203, So.

Five tackles, four solo, vs. PSU ... Played in nine games in 2018 ... Totaled 106 snaps last year ... Posted five tackles, one solo, spread out over four games ... His multi-tackle game came at Missouri on 11/23/18, including his lone solo stop.




FS

| | U-A-T | TFL | INT |
|--------|----------|-------|-------|
| 2019 | 8-6-14 | 0-0-0 | 1-20 |
| 2018 | 6-5-11 | 0-0-0 | 0-0-0 |
| Totals | 14-11-25 | 0-0-0 | 1-20 |

7 Joe Foucha ||| 5-11, 198, So.

Six tackles vs. CSU ... Fumble rec. at OM ... Game-ending INT vs. PSU ... Also had two PBUs vs. Vikings ... Played in nine game in 2018, starting at Missouri ... Had seven tackles over the last two games of 2018, four at Miss. State 11/17/18.



FS

| | U-A-T | TFL | INT |
|--------|-------|-------|-------|
| 2019 | 0-0-0 | 0-0-0 | 0-0-0 |
| Totals | 0-0-0 | 0-0-0 | 0-0-0 |

1 Jalen Catalon ||| 5-10, 196, Fr.

Saw action in the SEC opener at Ole Miss ... Four-star prospect by Rivals, 247Sports and ESPN ... Ranked 20th in the nation at the safety position by Rivals ... Four-year letterwinner at Mansfield Legacy HS.




CB

| | U-A-T | TFL | INT |
|--------|---------|-------|-------|
| 2019 | 6-1-7 | 0-0-0 | 1-0 |
| 2018 | 21-4-25 | 0-0-0 | 0-0-0 |
| Totals | 27-5-32 | 0-0-0 | 1-0 |

4 Jarques McClellion ||| 6-0, 175, So.

Recorded five tackles vs. CSU ... INT vs. PSU - first career pick ... Played in all 12 games, starting nine as a red-shirt-freshman ... Season-high five tackles, all solo, against Ole Miss in Little Rock ... Team-high seven PBUs in 2018.



CB

| | U-A-T | TFL | INT |
|--------|-------|-------|-------|
| 2019 | 0-0-0 | 0-0-0 | 0-0-0 |
| 2018 | 0-0-0 | 0-0-0 | 0-0-0 |
| Totals | 0-0-0 | 0-0-0 | 0-0-0 |

24 LaDarrius Bishop ||| 6-0, 193, R-Fr.

Returned fumble recovery for TD vs. CSU ... Seen action on special teams ... Played in two games last year ... Saw action vs. UNT (9/15/18) & LSU (11/10/18) ... Totaled four snaps, three in punt return & one in defensive coverage vs. LSU.

RAZORBACK TRENDS

| | 2019 | Morris | Streak |
|-----------------------------------|------|--------|--------|
| Overall | 2-1 | 18-33 | W1 |
| At Home | 2-0 | 14-14 | W2 |
| On the Road | 0-1 | 4-17 | L6 |
| Neutral | 0-0 | 0-2 | L4 |
| August | 1-0 | 1-0 | W2 |
| September | 2-5 | 9-11 | W1 |
| October | 1-3 | 5-10 | L1 |
| November | 0-3 | 3-12 | L4 |
| December-January | 0-0 | 0-0 | L1 |
| vs. SEC | 0-1 | 0-9 | L10 |
| vs. Non-Conference | 2-0 | 10-8 | W3 |
| vs. Ranked Opponents | 0-0 | 1-13 | L9 |
| Record in Games... | | | |
| Decided by 7 pts or less | 1-0 | 5-8 | W1 |
| Decided by 3 pts or less | 0-0 | 2-3 | W4 |
| During the day | 2-0 | 8-18 | W2 |
| At night | 0-1 | 9-15 | L7 |
| Record When Scoring... | | | |
| Less than 21 points | 1-1 | 1-14 | L1 |
| 21+ points | 1-0 | 17-19 | W1 |
| 30+ points | 1-0 | 15-12 | W1 |
| 40+ points | 1-0 | 9-5 | W3 |
| 50+ points | 1-0 | 5-0 | W4 |
| Record When Allowing... | | | |
| Less than 14 points | 1-0 | 3-0 | W13 |
| Less than 21 points | 0-0 | 5-0 | W9 |
| 21+ points | 1-1 | 11-33 | W1 |
| Record When... | | | |
| Scoring first | 0-0 | 11-14 | L1 |
| Opponents score first | 2-1 | 7-19 | W1 |
| Leading after the 1Q | 2-0 | 13-9 | W2 |
| Trailing after the 1Q | 0-1 | 2-20 | L9 |
| Tied after the 1Q | 0-0 | 3-4 | L1 |
| Leading at halftime | 2-0 | 17-3 | W3 |
| Trailing at halftime | 0-1 | 1-29 | L9 |
| Tied at halftime | 0-0 | 0-1 | -- |
| Leading after the 3Q | 1-0 | 13-2 | W2 |
| Trailing after the 3Q | 0-1 | 4-31 | L11 |
| Tied going into the 4Q | 1-0 | 1-0 | W1 |
| In overtime games | 0-0 | 1-1 | L1 |
| Record With... | | | |
| Less than 300 yards total offense | 0-0 | 0-8 | L11 |
| 400+ yards total offense | 1-0 | 15-16 | W1 |
| 500+ yards total offense | 1-0 | 5-3 | W2 |
| Less than 100 yards rushing | 0-1 | 2-11 | L4 |
| 100+ yards rushing | 2-0 | 16-22 | W2 |
| 200+ yards rushing | 3-0 | 12-7 | W3 |
| 300+ yards rushing | 0-0 | 2-1 | L1 |
| Less than 200 yards passing | 1-0 | 4-10 | W1 |
| 200+ yards passing | 1-1 | 14-23 | W1 |
| 300+ yards passing | 1-1 | 7-7 | W1 |
| 400+ yards passing | 0-0 | 0-1 | L2 |
| A 100-yard rusher | 2-0 | 10-10 | W2 |
| 2+ 100-yard rushers | 0-0 | 2-0 | W8 |
| Record When Allowing... | | | |
| Less than 200 total yards | 0-0 | 0-0 | W6 |
| 200+ total yards | 2-1 | 18-33 | W1 |
| 300+ total yards | 1-1 | 13-31 | W1 |
| 400+ total yards | 1-1 | 8-25 | W1 |
| Less than 100 rush yards | 1-0 | 7-3 | W1 |
| 100+ rush yards | 1-1 | 10-31 | W1 |
| 200+ rush yards | 1-1 | 5-24 | W1 |
| Less than 200 pass yards | 1-0 | 8-11 | W1 |
| 200+ pass yards | 1-1 | 10-22 | W1 |
| 300+ pass yards | 0-0 | 5-10 | L3 |
| 400+ pass yards | 0-0 | 2-4 | L2 |
| A 100-yard rusher | 1-0 | 3-19 | W1 |
| Record When Having... | | | |
| No turnovers | 0-0 | 7-3 | W3 |
| Less than 3 turnovers | 2-1 | 15-22 | W1 |
| 3 or more turnovers | 0-0 | 2-10 | L15 |
| No takeaways | 0-0 | 1-8 | L4 |
| Less than 3 takeaways | 1-1 | 11-27 | W1 |
| 3 or more takeaways | 1-0 | 7-6 | W3 |
| Win turnover battle | 2-1 | 14-8 | W1 |
| Lost turnover battle | 0-0 | 2-20 | L8 |
| Turnovers even | 0-0 | 2-5 | W1 |
| More than 30:00 TOP | 1-0 | 12-15 | W1 |
| Less than 30:00 TOP | 1-1 | 6-18 | W1 |

RAZORBACK NOTEBOOK

QUICK HITS

- The 2019 season marks the 126th for the Arkansas football program and second under head coach Chad Morris.
- This year marks the 150th season of college football, as teams across the country will don the 150 patch on their right shoulders, while the SEC is commemorating the occasion with a look back at each program's top 10 moments, as well as the top 10 moments in SEC history.
- Saturday will be the second of three "first-time" games for the Razorbacks. Arkansas opened the season against Portland State and will host Western Kentucky on 11/9 for the first time in program history.
- With Rakeem Boyd's 114-yard performance against Portland State, Arkansas has had at least one player record 100 rushing yards in a game in each of the last 36 years.
- The Razorbacks returned to a natural-grass playing surface at Donald W. Reynolds Razorback Stadium for the first time since 2009.
- Fifty-two of the 68 returners saw action in at least one game last season.
- Forty-six student-athletes on the 2019 roster are from inside the state's borders, with four from Fayetteville - Ty Clary, Elias Hale, Ty Clary and Cheyenne O'Grady.
- Fifteen different states are represented on this year's roster.
- Five true freshman have started a game this season - Greg Brooks Jr. (NB), Treyton Burks (WR), Trey Knox (WR), Mataio Soli (DE) and Ricky Stromberg (LG). Seventeen freshmen played on Saturday against Colorado State, the most in a game for Arkansas over the first three games.
- Ten different receivers caught a pass against Ole Miss, the most by a Razorback offense since 10 against Alabama on Oct. 6, 2018.

TAKE ON ME

Through three games this season, the Razorbacks have produced seven takeaways, which ranks third in the SEC and ninth in the country. In the first game of the year, Arkansas racked up three interceptions, all from different defenders in Kamren Curl, Joe Foucha and Jacques McClellion. Curl & Foucha were responsible for both of Arkansas' takeaways at Ole Miss, this time coming via fumbles. Foucha recovered a loose ball from QB Matt Corral in the third quarter, while Curl ripped the ball free from RB Octavious Cooley early in the fourth quarter and returned it 69 yards for a touchdown. The Razorbacks added two more fumble recoveries thanks to Montaric Brown, who picked up the ball after McTelvin Agim jarred it loose in the second quarter, and LaDarius Bishop, who returned the fumble that Hayden Henry popped loose in the fourth quarter for a touchdown to give the Razorbacks a 55-34 lead. Arkansas' turnover margin of +4 also ranks third in the conference and is good for 15th among FBS teams.

- Arkansas' performance against Portland State marked the first time since Nov. 22, 2014, the Razorbacks had recorded three interceptions in a game, doing so in a 30-0 win over Ole Miss.
- All three of the INTs in both of those games came from three different Arkansas defenders.
- Arkansas was one of eight schools in the country to have recorded three or more interceptions during week one of the 2019 season.
- It was the first fumble recovery for a TD on the defensive side of the ball since Briston Guidry against Eastern Illinois in the 2018 season opener.
- Foucha and Curl are the first Razorbacks to record a takeaway in back-to-back games since Kevin Richardson in 2017, when he accomplished the feat in three consecutive games.
- Arkansas' two fumble recovery touchdowns this season mark the first time the Razorbacks have recorded two in the same year since 2017.
- Arkansas has now returned a fumble recovery for a touchdown in back-to-back games for the first time since 1999, when Orlando Green (Louisiana-Monroe) and Kenoy Kennedy (Alabama) accomplished the feat.

HOUSE CALL

The Razorbacks have returned two fumble recoveries for touchdowns this season, doing so in each of the last two games against Ole Miss and Colorado State. Kam Curl stripped and recovered his own fumble at Ole Miss on 9/7, returning it 69 yards for a touchdown to put the Razorbacks within one score. Against Colorado State, Hayden Henry came barreling and made a great hit on the Rams running back, popping the ball free right at LaDarius Bishop, who scooped it up and sprinted 25 yards to the end zone for the touchdown. It was the first time Arkansas has had two fumble recovery TDs in a season since 2017 and the first time since 1999 a Razorback squad has done it in back-to-back games. Arkansas is one of seven schools in the country with two defensive TDs and one of three with both coming on fumble recoveries.

Nick Starkel racked up 305 yards 3 three TDs in his first Arkansas start, helping the Hogs to 520 yards of total offense.



RAZORBACK NOTEBOOK

SIR NICK OF HOUSE STARKel

Junior quarterback Nick Starkel had an impressive debut as the starter on Saturday against Colorado State. The transfer from Texas A&M racked up 305 passing yards on a 20-of-35 clip with three touchdowns. He hit three different players for touchdowns, including freshman Trey Knox (24 yards) and senior Chase Harrell (14 yards) in the first quarter for their first career scores. He also connected with senior Cheyenne O'Grady for a 62-yard touchdown that provided some insurance late in the fourth quarter. Overall, Starkel had catches from eight different receivers, with five receptions of 20+ yards. His 305 passing yards were the first by an Arkansas QB under head coach Chad Morris and the third of his career. It was the first time a Razorback quarterback had thrown for 300+ yards and three touchdowns in a game since Austin Allen in 2016. Starkel is the 12th Arkansas quarterback to throw for 300 yards in a game.

THE MIDDLE

Junior center Ty Clary won't have any stats that show up in the box score, but his play anchoring the offensive line has been noticeable through the first three weeks of the year. The Fayetteville native graded out as the top center in the country for his week three performance by Pro Football Focus, earning an overall offensive mark of 85.3. He played in 71 snaps against Colorado State & did not allow a sack, QB hit or hurry, keeping Nick Starkel clean to help the Arkansas offense amass 520 yards of total offense and 48 points in the win over the Rams. Clary had the best run blocking marks of any center in the NCAA as well, putting together a grade of 80.3, while the Razorbacks flourished in the ground game with 215 rushing yards and three touchdowns, highlighted by Rakeem Boyd's 122. Over the first three weeks, Clary has only allowed one QB hurry, as he leads the country among collegiate centers with a PFF grade of 82.8. He was named to the outlet's National Team of the Week on 9/15.

HOG TRACKER

- DeJon Harris needs 39 more tackles to tie for 10th on the Arkansas career tackles list (330).
- McTelvin Agim is 7 tackles for loss away from 10th on the Arkansas career TFL list (33).
- Agim also needs 5.0 sacks to tie for 10th in career sacks at Arkansas (16.5).
- If Connor Limpert makes five more field goals, he'll be tied for 7th in the career FGM list at Arkansas (37).
- Limpert needs one field goal attempt to crack the top 10 in career attempts at Arkansas (40).
- Another 100-yard rushing performance from Rakeem Boyd would give him six, making him the 20th Razorback to post five 100-yard games over a career.
- Devwah Whaley sits at four career 100-yard rushing games at Arkansas. A fifth would make him the 25th Razorback with five in a career.
- Nick Starkel's 305-yard passing game marked the first time since 2017 and is the fourth time in five years Arkansas has had a QB throw for 300 or more in a game.
- Another 300-yard performance would make Starkel the eighth Arkansas quarterback to throw for 300+ yards over their Razorback career and the seventh to do it multiple times in a season.
- A 100-yard receiver would make 13 consecutive years Arkansas has had at least one player record 100 receiving yards in a game.

OH MY, O'GRADY

Speaking of Fayetteville natives, senior tight end Cheyenne O'Grady put together a performance that was noticed on both the field and the stat sheet against the Rams. He hauled in three passes for 74 yards, including a massive catch late in the fourth quarter with the Hogs up by seven points. With the Razorbacks driving down the field, O'Grady caught a pass near the Arkansas sideline for a first down and looked to be brought down for about a 20-yard gain. Instead of going down, he shook off five Colorado State defenders and rumbled another 40+ yards to the end zone for a 62-yard touchdown to give the Razorbacks a two-possession lead. It was the longest offensive play of the year over the first three weeks of the season for the Razorbacks. Combined with three receptions for 45 yards in his first game of the year at Ole Miss, O'Grady is Arkansas' career active reception (60) and receiving yards (714) leader.

5 FOR 5

Junior running back Rakeem Boyd put on another remarkable performance carrying the ball against Colorado State last week. He racked up 122 yards and two touchdowns on 20 carries, his highest rushing total while donning an Arkansas uniform. It was also his first multi-rushing TD game as a Razorback, giving him three for the season after finishing the 2018 campaign with two total. He also tallied 114 rushing yards on 18 carries in the season opener against Portland State, while also reeling in three receptions for 22 yards for a total of 136 all-purpose yards in the contest. It was his second-most combined yardage day behind a 145-yard performance against Ole Miss in 2018 that featured 109 rushing yards on seven first-quarter carries. Boyd's 114 yards vs. PSU was the first time he had rushed for over 100 yards in a non-conference game. After Saturday's performance against CSU, he has eclipsed the 100-yard mark for the fifth time while running as a Razorback. He is one of 25 Arkansas running backs all time to record four 100+ yard rushing performances while playing for the school. Boyd's 100-yard game against Portland State gave Arkansas its 36th consecutive season with at least one 100-yard rusher. Arkansas has a total of 10 100-yard performances currently on its roster split between Boyd (four), senior Devwah Whaley (four) and juniors T.J. Hammonds (one) and Chase Hayden (one).

CAREER 100-YARD RUSHING GAMES

Rakeem Boyd • Jr. • RB (5)

122, Colorado State, 2019
114, Portland State, 2019
113, Vanderbilt, 2018
109, Ole Miss, 2018
102, Alabama, 2018

Devwah Whaley • Sr. • RB (4)

165, at Colorado State, 2018
135, Alcorn State, 2016
119, New Mexico State, 2017
112, at Mississippi State, 2016

T.J. Hammonds • R-Jr. • RB (1)

119, Coastal Carolina, 2017

Chase Hayden • Jr. • RB (1)

120, Florida A&M, 2017

CAREER 100-YARD RECEIVING GAMES

Jordan Jones • Jr. • WR (2)

132, Eastern Illinois, 2018
122, Missouri, 2017

CAREER 400-YARD PASSING GAMES

Nick Starkel • Jr. • QB (2)

499, Wake Forest, 2017
416, New Mexico, 2017

CAREER 300-YARD PASSING GAMES

Ben Hicks • Sr. • QB (12)

397, Houston, 2017
380, USF, 2016
375, Tulane, 2017
344, Memphis, 2018
338, Tulsa, 2017
331, Navy, 2016
328, Cincinnati, 2018
319, Tulsa, 2018
318, Houston, 2018
312, North Texas, 2017
305, TCU, 2017
302, Tulane, 2016

Nick Starkel • Jr. • QB (3)

499, Wake Forest, 2017
416, New Mexico, 2017
305, Colorado State, 2019

CAREER 15-TACKLE GAMES

DeJon Harris • Sr. • LB (1)

16, Texas A&M, 2018

CAREER MULTI-FORCED FUMBLES GAMES

McTelvin Agim • Sr. • DL (2)

2, Colorado State, 2018
2, Mississippi State, 2017

2019 HONORS

McTelvin Agim • Sr. • DL (4)

Bednarik Award Watch List
Preseason All-SEC Third Team (Coaches)
Preseason All-SEC Third Team (Media)
Pro Football Focus SEC Team of the Week - Week 1

Rakeem Boyd • Jr. • RB (2)

Earl Campbell Tyler Rose Award Watch List
Doak Walker Award Watch List

Greg Brooks Jr. • Fr. • DB (1)

FWAA Preseason Freshman All-American Watch List

Treyton Burks • Fr. • WR (1)

ESPN Preseason Freshman All-American

Ty Clary • Jr. • C (1)

Pro Football Focus National Team of the Week - Week 3

Kamren Curl • Jr. • DB (2)

Preseason All-SEC Third Team (Coaches)
Pro Football Focus SEC Team of the Week - Week 1

DeJon Harris • Jr. • LB (3)

Butkus Award Watch List
Preseason All-SEC Second Team (Coaches)
Preseason All-SEC Second Team (Media)

Trey Knox • Fr. • WR (1)

FWAA Preseason Freshman All-American Watch List

Connor Limpert • Sr. • K (2)

Lou Groza Award Watch List
SEC Special Teams Player of the Week (9/16)

Cheyenne O'Grady • Sr. • TE (1)

Mackey Award Watch List

T.J. Smith • Sr. • DL (1)

Wuerffel Trophy Watch List

Devwah Whaley • Sr. • RB (1)

Doak Walker Award Watch List

RAZORBACKS IN THE NFL

#PRHOGS

As of Sept. 15, 2019

| Name | Pos. | NFL Team |
|---------------------|------|----------------------|
| Brandon Allen | QB | Denver Broncos |
| Trey Flowers | DE | Detroit Lions |
| *Hjalte Froholdt | OL | New England Patriots |
| Dre Greenlaw | LB | San Francisco 49ers |
| Hunter Henry | TE | Los Angeles Chargers |
| ^Cody Hollister | WR | Tennessee Titans |
| *Bijon Jackson | DT | Carolina Panthers |
| *Jeremiah Ledbetter | DT | Tampa Bay Buccaneers |
| Mitchell Loewen | DE | Detroit Lions |
| Jason Peters | OL | Philadelphia Eagles |
| Frank Ragnow | OL | Detroit Lions |
| ^Randy Ramsey | LB | Green Bay Packers |
| ^Dan Skipper | OL | New England Patriots |
| Chris Smith | DE | Cleveland Browns |
| Jeremy Sprinkle | TE | Washington Redskins |
| Armon Watts | DL | Minnesota Vikings |
| Jonathan Williams | RB | New Orleans Saints |
| Deatrich Wise Jr. | DE | New England Patriots |
| Jarius Wright | WR | Carolina Panthers |

* Reserve/Injured // ^ Practice Squad

ACTIVE CAREER LEADERS

TACKLES

| Rank | Player, Class | Tackles |
|------|--------------------|---------|
| 1. | De'Jon Harris, Sr. | 291 |
| 2. | Kamren Curl, Jr. | 121 |
| 3. | McTelvin Agim, Sr. | 120 |
| 4. | Grant Morgan, Jr. | 75 |
| 5. | T.J. Smith, Sr. | 61 |

TACKLES FOR LOSS

| Rank | Player, Class | TFL |
|------|--------------------|------|
| 1. | McTelvin Agim, Sr. | 26.0 |
| 2. | De'Jon Harris, Sr. | 20.5 |
| 3. | T.J. Smith, Sr. | 10.5 |
| 4. | Grant Morgan, Jr. | 8.5 |

SACKS

| Rank | Player, Class | Sacks |
|------|--------------------|-------|
| 1. | McTelvin Agim, Sr. | 9.5 |
| 2. | De'Jon Harris, Sr. | 6.5 |
| 3. | T.J. Smith, Sr. | 4.5 |

INTERCEPTIONS

| Rank | Player, Class | INTs |
|------|-------------------------|------|
| 1. | Kamren Curl, Jr. | 1 |
| | Joe Foucha, So. | 1 |
| | Jarques McClellion, So. | 1 |

RUSHING

| Rank | Player, Class | Yards |
|------|--------------------|-------|
| 1. | Devwah Whaley, Sr. | 1,633 |
| 2. | Rakeem Boyd, Jr. | 1,037 |
| 3. | Chase Hayden Jr. | 616 |

RECEPTIONS

| Rank | Player, Class | Receptions/Yards |
|------|-----------------------|------------------|
| 1. | Cheyenne O'Grady, Sr. | 60/704 |
| 2. | Deon Stewart, Sr. | 57/616 |
| 3. | Jordan Jones, Jr. | 38/592 |
| 4. | Mike Woods, So. | 31/330 |
| 5. | Devwah Whaley, Sr. | 24/302 |



RAZORBACK NOTEBOOK

DOUBLE TROUBLE

The Razorbacks were led in the receiving game by a pair of freshmen on Saturday against Colorado State. Half of Starkel's 20 completions went to Trey Knox and Treyton Burks, who racked up 182 of the team's 305 yards through the air. Knox led the team in receptions with six, earning 90 yards, while Burks paced the squad with 92 yards on four catches. Knox was the first Razorback to find the end zone against the Rams, scoring on a 24-yard pass from Starkel to tie the game at 7 early in the opening frame. Knox leads the team this season with 216 yards and is tied with sophomore Mike Woods with 13 receptions. The Knox/Woods duo lead the charge against Ole Miss, combining for 12 receptions and 172 receiving yards with nearly identical totals between the two. Ten different receivers caught a pass against the Rebels for the first time since Oct. 6, 2018, when 10 Razorbacks hauled in at least one pass against Alabama.

SCOOT SCOOT

Senior linebacker De'Jon Harris racked up a season-high and team-best 12 tackles against Colorado State. It was his first double-digit tackle performance of the year and the 16th of his collegiate career. Harris has led the conference in total tackles in each of the last two seasons, posting 100+ in both years, but is currently tied for seventh in the conference with 21 total stops.

CATCH ME IF YOU KAM

Arkansas' tackle leader through the first three games of the year is junior safety Kamren Curl, who has been a terrorizing force all over the field. He has 22 total tackles, 17 solo stops, the most of any defensive back in the conference in 2019. Curl racked up nine tackles against the Rams, seven solo, in the 55-34 win. He made a quick habit of creating positive field position for the Razorbacks with a pair of hefty returns, going 29 yards on his interception against Portland State in the season opener, while housing the fumble he caused against Ole Miss 69 yards for a touchdown. His INT vs. PSU was his first career turnover. He also notched two sacks against the Vikings, making him the only player in the country with an interception, sack and fumble recovery for a touchdown this season.

NOT YOUR AVERAGE JOE

Another defender who had turnovers in each of the first two games was sophomore safety Joe Foucha. He may have only had one tackle to show for his performance against Portland State, but he came up big in coverage, earning the third best mark on the team from PFF in the category. He finished the contest with two pass breakups and an interception, coming in the game's final moments to help seal the victory over the Vikings. Foucha upped his tackle numbers to seven against Ole Miss, six solo, while recovering a fumble on a QB run in the third quarter. It was his first fumble recovery of his career and the first by a Razorback in 2019. He recorded six tackles last week against Colorado State. After summer workouts, Foucha was recognized by head coach Chad Morris with the PAT award, given to the player who has shown passion, attitude and trust throughout all phases of their day-to-day work.

LEFT IS RIGHT

Senior kicker Connor Limpert picked up where he left off last season, connecting on two field goals against Portland State. The left-footed kicker nailed attempts from 34 and 25 yards in the first and fourth quarters, respectively, to help propel the Razorbacks to a 1-0 start to the season. He connected on a 36-yard field goal on the road at Ole Miss, then added two more from 54 and 22 yards against Colorado State. His 54-yarder against the Rams was one yard shy of his career-long and is tied for the ninth-longest in school history. He was named SEC Special Teams Player of the Week on Sept. 16 for his performance against Colorado State, this first conference weekly honor of his career. The Lou Groza Award semifinalist sits alone at eighth in the school's record books in career field goals made with 32 made in 39 attempts. He entered the 2019 campaign with a career field goal percentage of 81.8, which now sits at 82.1 and leads all Arkansas kickers. Limpert is one of 40 collegiate kickers on the 2019 Lou Groza Award Watch List.

INAUGURAL BROYLES RAZORBACK AWARD RECIPIENT

At a recent team meeting, head coach Chad Morris unveiled a new honor to be given to a senior every year on the third Saturday of fall camp. The award is named after legendary Arkansas coach & athletic director Frank Broyles and is presented to the player who best exemplifies what Coach Broyles stood for. It was a no-brainer for the first recipient of the award, as T.J. Smith was recognized on Aug. 17 to be this year's honoree. Smith will wear a decal on the back of his helmet during the 2019 season that represents Coach Broyles.

Smith, the Moultrie, Georgia, native, has served alongside several organizations to help better the Fayetteville and Arkansas communities. He has participated in Lift Up America, visited with Boys & Girls Club children at post-practice events, worked with Blue Cross Blue Shield to help pack meals for families in need for the Fearless Food Fight and has visited Arkansas Children's Northwest Hospital multiple times to lift the spirits of sick children. He has also worked diligently in the classroom, earning First-Year SEC Academic Honor Roll accolades for the 2015-16 athletic year and was also awarded Fall Academic Honor Roll status by the conference after the 2017 and 2018 football seasons. He has also served on the SEC Leadership Council & was named to the SEC Community Service Team in the spring. He is also a graduate of the Walton College of Business in accounting.



NEW 11

Arkansas trotted out an entirely new starting 11 on offense from the previous year's season opener against Portland State. Nine of the first game starters in 2018 have exhausted their time in an Arkansas uniform, while left guard Kirby Adcock and running back Devwah Whaley return to this year's squad. Of the 132 starting spots on offense last year, only 57 were filled by returning student-athletes. It was the first time in at least 30 years Arkansas has had an entirely new starting lineup on the offensive side of the ball.

RAZORBACK NOTEBOOK

YOU'RE GONNA GO FAR, KID

The Razorbacks started three true freshmen in the 2019 opener, two on offense in wide receivers Treyton Burks & Trey Knox, and the other on defense in defensive back Greg Brooks Jr., as a total of 11 freshmen saw playing time. In each of the last two games, five true freshmen have started adding defensive end Mataio Soli and offensive lineman Ricky Stromberg as starters, with 17 total freshmen played against CSU. Last season, 27 starting spots over the course of the season went to freshmen.

THE YOUTH OF A NATION

The Razorbacks got a lot of production out of the young players on the roster last season, which included 75 underclassmen, the second-most in the SEC. With 75 underclassmen on the roster, that equated to 62 percent of the Razorbacks' roster as freshmen and sophomores.

Fast-forward to 2019 and the Razorbacks have 53 freshmen and 76 total underclassmen on this year's roster, equaling 63 percent as freshmen & sophomores and 43 percent just freshmen. Arkansas is one of 39 schools in the FBS with freshman making up 40+ percent of the roster heading into the new season and one of three SEC schools with that distinction (Alabama and Tennessee). Arkansas has the 10th-most freshman among all FBS schools on its roster heading into the 2019 campaign.

FBS SCHOOLS WITH THE MOST FRESHMEN

| | | | | | |
|----|------------------|----|----------------|----|------------------|
| 78 | Nebraska | 62 | Oklahoma State | 54 | Georgia Southern |
| 64 | UCLA | 60 | Kansas State | 53 | Arkansas |
| 63 | Coastal Carolina | 57 | Alabama | 53 | Cincinnati |
| 63 | Virginia | 55 | Georgia Tech | 53 | Georgia |

SHIMMER

When the Razorbacks take the field this season, they'll be sporting a new look that gives a nod back to a special era of Arkansas football. Back in July, the Razorback Football Twitter account posted photos of the "throwback" uniforms the team will wear this season as a call-back to an era of one of its greatest players in school history, Darren McFadden. With the word "ARKANSAS" emblazoned across the front of the jerseys and the two solid red stripes that will run down both sides of the pants, the Razorbacks will be donning a look that dates back to 2006 and 2007, McFadden's final two years as a Hog. In 2006, Arkansas logged its first 10-win season since 1989 and earned a berth in the Capital One Bowl. McFadden, just a sophomore, ran for more than 1,600 yards and totaled 14 touchdowns while winning the Doak Walker Award and finishing as the runner-up in the Heisman Trophy voting. In 2007, McFadden had an even better season, totaling more than 1,800 yards and 16 touchdowns. He was a consensus All-American for the second-consecutive year and, once again, won the Doak Walker Award, finished second in the Heisman voting and also added a Walter Camp Player of the Year Award to his trophy case.

TAHOMA 31

Through a collaboration with J.B. Hunt Transport Services, Inc., the new grass featuring Tahoma 31 was transported from Winstead Turf Farms in Arlington, Tenn., beginning installation on August 5. The installation of the playing surface takes DWRRS to natural grass for the first time since 2009 & to its original playing surface beginning in 1938. The Tahoma 31 derives its name from the Native American word, Tahoma, meaning frozen water. In test after test, Tahoma 31 shows its exceptional winter hardiness, tested up to 75 percent more cold tolerant than other bermuda grass varieties. With the additional characteristics of both improved wear tolerance and drought resistance, Tahoma 31 is ideal for sports turf, golf courses and high-quality lawns in the Mid-Atlantic & Transition Zone. The approximately 1800-pound rolls of Matrix turf feature an interwoven mesh support layer that provides strength and stability to the sod without compromise to drainage. The game lines seen on the field were painted robotically. New to DWRRS for the first time in program history will be the introduction of painted-red endzones on the natural grass. The north end zone features the "Arkansas" wordmark, while the south end zone brandishes the "Razorbacks" across its borders.

WEARING THE PATCH

Eight players on the 2019 Arkansas roster are wearing the SEC Graduate Patch this season having already earned their undergraduate degree: DL McTelvin Agim, TE Chase Harrell, LB DeJon Harris, QB Ben Hicks, OL Colton Jackson, LB Grant Morgan, DL TJ Smith and QB Nick Starkel. The special patch on their jersey highlights their academic achievement. The patch features a red and white SEC logo with a "stole" wrapping underneath it emblazoned with the all-important word, "Graduate."



The 82nd football season at **Donald W. Reynolds Razorback Stadium** kicked off against Portland State. Arkansas has played 295 games at the current site, winning more than 65 percent of its contests.



SEC STANDINGS

EASTERN DIVISION

| Team | OVR | SEC | Home | Road | Strk |
|-------------|-----|-----|------|------|------|
| Florida | 3-0 | 1-0 | 1-0 | 1-0 | W3 |
| Georgia | 3-0 | 1-0 | 2-0 | 1-0 | W3 |
| Kentucky | 2-1 | 0-1 | 2-1 | 0-0 | L1 |
| Missouri | 2-1 | 0-0 | 2-0 | 0-1 | W2 |
| S. Carolina | 1-2 | 0-1 | 1-1 | 0-0 | L1 |
| Tennessee | 1-2 | 0-0 | 1-2 | 0-0 | W1 |
| Vanderbilt | 0-2 | 0-1 | 0-1 | 0-1 | L2 |

WESTERN DIVISION

| Team | OVR | SEC | Home | Road | Strk |
|-------------|-----|-----|------|------|------|
| Alabama | 3-0 | 1-0 | 1-0 | 1-0 | W3 |
| Ole Miss | 2-1 | 1-0 | 2-0 | 0-1 | W2 |
| Auburn | 3-0 | 0-0 | 2-0 | 0-0 | W3 |
| LSU | 3-0 | 0-0 | 2-0 | 1-0 | W3 |
| Arkansas | 2-1 | 0-1 | 2-0 | 0-1 | W1 |
| Miss. State | 2-1 | 0-0 | 1-1 | 0-0 | L1 |
| Texas A&M | 2-1 | 0-0 | 2-0 | 0-1 | W1 |

THIS WEEK IN THE SEC

Saturday, September 21

Southern Miss at Alabama | 11 a.m. | ESPN2
 LSU at Vanderbilt | 11 a.m. | SEC Network
 Cal at Ole Miss | 11 a.m. | ESPNU
 Tennessee at Florida | 11 a.m. | ESPN
 Auburn at Texas A&M | 2:30 p.m. | CBS
 Kentucky at Mississippi State | 3 p.m. | SEC Network
 South Carolina at Missouri | 3 p.m. | SECN Alternate
 San Jose State at Arkansas | 6:30 p.m. | SEC Network
 Notre Dame at Georgia | 7 p.m. | CBS

NEXT WEEK IN THE SEC

Saturday, September 28

Ole Miss at Alabama
 Mississippi State at Auburn
 Towson at Florida
 Texas A&M vs. Arkansas
 Kentucky at South Carolina
 Northern Illinois at Vanderbilt

All times Central

GAME 4: SAN JOSE STATE

MISCELLANEOUS OFFENSE STATS

GAMES WITH A RECEPTION

| Player | 2016 | 2017 | 2018 | 2019 | Career |
|------------------|------|------|------|------|--------|
| Rakeem Boyd | -- | -- | 9 | 2 | 11 |
| Treyton Burks | -- | -- | -- | 3 | 3 |
| Grayson Gunter | 1 | -- | 4 | 1 | 6 |
| Chase Hayden | -- | 1 | 6 | 3 | 10 |
| T.J. Hammonds | 0 | 1 | 3 | -- | 4 |
| Chase Harrell | -- | -- | 1 | 2 | 13 |
| Koilan Jackson | -- | -- | 1 | 1 | 2 |
| Hayden Johnson | 2 | 3 | 0 | 0 | 5 |
| Jordan Jones | -- | 9 | -- | -- | 18 |
| Trey Knox | -- | -- | -- | 3 | 3 |
| Tyson Morris | -- | -- | 2 | 5 | 7 |
| Cheyenne O'Grady | 2 | 9 | 8 | 2 | 21 |
| Deon Stewart | 2 | 10 | 11 | -- | 23 |
| De'Vion Warren | -- | 1 | 2 | 2 | 5 |
| Dewah Whaley | 5 | 5 | 5 | 1 | 16 |
| Mike Woods | -- | -- | 8 | 3 | 11 |

5+ RECEPTIONS

| Player | 2016 | 2017 | 2018 | 2019 | Career |
|------------------|------|------|------|------|--------|
| Rakeem Boyd | -- | -- | 1 | 0 | 1 |
| Chase Hayden | -- | 0 | 1 | 0 | 1 |
| Jordan Jones | -- | -- | 1 | -- | 1 |
| Trey Knox | -- | -- | -- | 2 | 2 |
| Cheyenne O'Grady | 0 | 0 | 3 | -- | 3 |
| Deon Stewart | 0 | 2 | 1 | -- | 3 |
| Mike Woods | -- | -- | 0 | 2 | 2 |

20+ YARD RECEPTION

| Player | 2016 | 2017 | 2018 | 2019 | Career |
|------------------|------|------|------|------|--------|
| Rakeem Boyd | -- | -- | 3 | 0 | 3 |
| Treyton Burks | -- | -- | -- | 5 | 5 |
| Grayson Gunter | 1 | -- | 1 | 0 | 2 |
| T.J. Hammonds | 0 | 1 | 1 | -- | 2 |
| Chase Harrell | -- | -- | 1 | 0 | 1 |
| Chase Hayden | -- | 1 | 1 | 0 | 2 |
| Jordan Jones | -- | 3 | 2 | -- | 5 |
| Trey Knox | -- | -- | -- | 5 | 5 |
| Cheyenne O'Grady | 2 | -- | 7 | 11 | 11 |
| Deon Stewart | -- | 3 | 2 | -- | 5 |
| Dewah Whaley | 4 | 1 | 1 | 0 | 6 |
| Mike Woods | -- | -- | 4 | 2 | 6 |

40+ YARD RECEPTION

| Player | 2016 | 2017 | 2018 | 2019 | Career |
|------------------|------|------|------|------|--------|
| T.J. Hammonds | 0 | 1 | 1 | 0 | 2 |
| Jordan Jones | -- | 3 | 2 | 0 | 5 |
| Trey Knox | -- | -- | -- | 1 | 1 |
| Cheyenne O'Grady | 0 | 0 | 0 | 1 | 1 |
| Dewah Whaley | 1 | -- | 1 | 0 | 2 |
| Mike Woods | -- | -- | 0 | 1 | 1 |

FIRST DOWN RECEPTIONS

| Player | 2016 | 2017 | 2018 | 2019 | Career |
|------------------|------|------|------|------|--------|
| Rakeem Boyd | -- | -- | 5 | 2 | 7 |
| Treyton Burks | -- | -- | -- | 8 | 8 |
| T.J. Hammonds | 0 | 1 | 2 | -- | 3 |
| Grayson Gunter | 0 | -- | 0 | 1 | 1 |
| Chase Harrell | -- | -- | 2 | 2 | 4 |
| Chase Hayden | -- | 1 | 3 | 0 | 4 |
| Koilan Jackson | -- | -- | 1 | 1 | 2 |
| Hayden Johnson | 1 | 2 | 0 | 0 | 3 |
| Jordan Jones | -- | 12 | 6 | -- | 18 |
| Trey Knox | -- | -- | -- | 9 | 9 |
| Tyson Morris | -- | -- | 2 | 2 | 4 |
| Cheyenne O'Grady | 2 | 10 | 21 | 3 | 36 |
| Deon Stewart | 1 | 20 | 7 | -- | 28 |
| De'Vion Warren | -- | 0 | 1 | 0 | 1 |
| Dewah Whaley | 5 | 3 | 3 | 1 | 12 |
| Mike Woods | -- | -- | 9 | 7 | 16 |

100 YARDS RECEIVING

| Player | 2016 | 2017 | 2018 | 2019 | Career |
|--------------|------|------|------|------|--------|
| Jordan Jones | -- | 1 | 1 | -- | 2 |

GAMES WITH A RECEIVING TD

| Player | 2016 | 2017 | 2018 | 2019 | Career |
|------------------|------|------|------|------|--------|
| Grayson Gunter | 0 | -- | 1 | 0 | 1 |
| T.J. Hammonds | 0 | 1 | 1 | 0 | 2 |
| Chase Harrell | -- | -- | 0 | 1 | 1 |
| Koilan Jackson | -- | -- | 0 | 1 | 1 |
| Jordan Jones | -- | 3 | 1 | 0 | 4 |
| Trey Knox | -- | -- | -- | 1 | 1 |
| Tyson Morris | -- | -- | 1 | 0 | 1 |
| Cheyenne O'Grady | 1 | 2 | 4 | 1 | 8 |
| Deon Stewart | -- | 3 | 0 | 0 | 3 |
| De'Vion Warren | -- | 0 | 1 | 0 | 1 |
| Dewah Whaley | 0 | 1 | 0 | 0 | 1 |
| Mike Woods | -- | -- | 1 | 0 | 1 |

GAMES WITH MULTIPLE RECEIVING TDS

| Player | 2016 | 2017 | 2018 | 2019 | Career |
|------------------|------|------|------|------|--------|
| Cheyenne O'Grady | 0 | 0 | 2 | -- | 2 |

10+ YARD RUNS

| Player | 2016 | 2017 | 2018 | 2019 | Career |
|--------------------|------|------|------|------|--------|
| Rakeem Boyd | -- | -- | 22 | 9 | 31 |
| T.J. Hammonds | 3 | 9 | 1 | -- | 13 |
| Chase Hayden | -- | 9 | 6 | 1 | 16 |
| Ben Hicks | -- | -- | -- | 1 | 1 |
| John Stephen Jones | -- | -- | 1 | -- | 1 |
| Jordan Jones | -- | 2 | 0 | -- | 2 |
| De'Vion Warren | -- | 0 | 1 | 3 | 4 |
| Dewah Whaley | 19 | 12 | 11 | 4 | 46 |

20+ YARD RUNS

| Player | 2016 | 2017 | 2018 | 2019 | Career |
|---------------|------|------|------|------|--------|
| Rakeem Boyd | -- | -- | 9 | 2 | 11 |
| T.J. Hammonds | 1 | 4 | 0 | -- | 5 |
| Chase Hayden | -- | 2 | 0 | 0 | 2 |
| Jordan Jones | -- | 2 | 1 | -- | 3 |
| Dewah Whaley | 3 | 5 | 1 | 2 | 11 |

RUSHING FIRST DOWNS

| Player | 2016 | 2017 | 2018 | 2019 | Career |
|----------------|------|------|------|------|--------|
| Rakeem Boyd | -- | -- | 32 | 13 | 45 |
| T.J. Hammonds | 4 | 9 | 1 | -- | 14 |
| Chase Hayden | -- | 17 | 11 | 3 | 31 |
| Ben Hicks | -- | -- | -- | 1 | 1 |
| Jordan Jones | -- | 2 | 0 | -- | 2 |
| De'Vion Warren | -- | 0 | 1 | 3 | 4 |
| Dewah Whaley | 28 | 28 | 21 | 5 | 82 |

100 YARDS RUSHING

| Player | 2016 | 2017 | 2018 | 2019 | Career |
|---------------|------|------|------|------|--------|
| Rakeem Boyd | -- | -- | 3 | 2 | 5 |
| T.J. Hammonds | 0 | 1 | 0 | 0 | 1 |
| Chase Hayden | -- | 1 | 0 | 0 | 1 |
| Dewah Whaley | 2 | 1 | 1 | 0 | 4 |

GAMES WITH A RUSHING TD

| Player | 2016 | 2017 | 2018 | 2019 | Career |
|---------------|------|------|------|------|--------|
| Rakeem Boyd | -- | -- | 2 | 2 | 4 |
| T.J. Hammonds | 1 | 1 | 0 | 0 | 2 |
| Chase Hayden | -- | 3 | 1 | 0 | 4 |
| Dewah Whaley | 3 | 6 | 2 | 2 | 13 |

GAMES WITH MULTIPLE RUSHING TDS

| Player | 2016 | 2017 | 2018 | 2019 | Career |
|--------------|------|------|------|------|--------|
| Chase Hayden | -- | 1 | 0 | 0 | 1 |

GAME 4: SAN JOSE STATE

MISC. DEFENSE STATS

DOUBLE-DIGIT TACKLES

| Player | 2016 | 2017 | 2018 | 2019 | Career |
|---------------|------|------|------|------|--------|
| De'Jon Harris | 1 | 7 | 7 | 1 | 16 |

TEAM LEADER IN TACKLES (Ties included)

| Player | 2016 | 2017 | 2018 | 2019 | Career |
|---------------|------|------|------|------|--------|
| McTelvin Agim | 0 | 0 | 0 | 1 | 1 |
| Kamren Curl | -- | 1 | 1 | 0 | 2 |
| De'Jon Harris | 2 | 7 | 7 | 1 | 17 |
| Grant Morgan | -- | 1 | 0 | 0 | 1 |
| Bumper Pool | -- | -- | 0 | 2 | 2 |

GAMES WITH A SACK (Half sacks included)

| Player | 2016 | 2017 | 2018 | 2019 | Career |
|-----------------|------|------|------|------|--------|
| McTelvin Agim | 3 | 2 | 4 | 1 | 10 |
| Jamario Bell | 0 | 0 | 0 | 1 | 1 |
| Austin Capps | 1 | 2 | 0 | 0 | 3 |
| Kamren Curl | -- | 0 | 0 | 1 | 1 |
| De'Jon Harris | 1 | 4 | 2 | 0 | 7 |
| Hayden Henry | -- | 0 | 0 | 1 | 1 |
| D'Vone McClure | 0 | 1 | 1 | 0 | 2 |
| Grant Morgan | -- | 0 | 0 | 1 | 1 |
| Gabe Richardson | -- | -- | 0 | 3 | 3 |
| T.J. Smith | 0 | 2 | 2 | 1 | 5 |

MULTIPLE SACKS (1.5 sacks or more)

| Player | 2016 | 2017 | 2018 | 2019 | Career |
|---------------|------|------|------|------|--------|
| McTelvin Agim | 0 | 0 | 1 | 1 | 2 |
| Kam Curl | 0 | 0 | 0 | 1 | 1 |

MONEY PLAYS

NOTE: Money plays are defined as plays resulting in a first down or a touchdown.

Money Rushers

| | 1st | TD | No | Att |
|----------------|-----------|----------|-----------|-----------|
| Rakeem Boyd | 13 | 3 | 15 | 55 |
| Devwah Whaley | 5 | 2 | 7 | 20 |
| Chase Hayden | 3 | 0 | 3 | 12 |
| De'Vion Warren | 3 | 0 | 3 | 5 |
| Ben Hicks | 1 | 0 | 1 | 3 |
| TOTALS | 25 | 5 | 29 | 98 |

1st Down

| Money Rushers | 1st | TD | No | Att |
|---------------|----------|----------|----------|-----------|
| Treyton Burks | 4 | 0 | 4 | 4 |
| Mike Woods | 3 | 0 | 3 | 8 |
| Trey Knox | 3 | 1 | 3 | 6 |
| TOTALS | 7 | 2 | 8 | 49 |

2nd Down

| Money Rushers | 1st | TD | No | Att |
|----------------|-----------|----------|-----------|-----------|
| Rakeem Boyd | 5 | 2 | 7 | 21 |
| Devwah Whaley | 2 | 1 | 3 | 8 |
| De'Vion Warren | 2 | 0 | 2 | 2 |
| Chase Hayden | 2 | 0 | 2 | 5 |
| TOTALS | 11 | 3 | 14 | 37 |

3rd Down

| Money Rushers | 1st | TD | No | Att |
|---------------|----------|----------|----------|----------|
| Devwah Whaley | 2 | 0 | 2 | 2 |
| Rakeem Boyd | 2 | 0 | 2 | 4 |
| Chase Hayden | 1 | 0 | 1 | 2 |
| TOTALS | 5 | 0 | 5 | 9 |

4th Down

| Money Rushers | 1st | TD | No | Att |
|---------------|----------|----------|----------|----------|
| Rakeem Boyd | 1 | 0 | 1 | 2 |
| Ben Hicks | 1 | 0 | 1 | 1 |
| TOTALS | 2 | 0 | 2 | 3 |

Money Receptions

| | 1st | TD | No | Rec |
|------------------|-----------|----------|-----------|-----------|
| Trey Knox | 9 | 1 | 9 | 13 |
| Treyton Burks | 8 | 0 | 8 | 9 |
| Mike Woods | 7 | 0 | 7 | 13 |
| Cheyenne O'Grady | 3 | 1 | 3 | 6 |
| Chase Harrell | 2 | 1 | 2 | 2 |
| Koilan Jackson | 1 | 1 | 2 | 2 |
| Tyson Morris | 2 | 0 | 2 | 3 |
| Rakeem Boyd | 2 | 0 | 2 | 4 |
| Grayson Gunter | 1 | 0 | 1 | 3 |
| Devwah Whaley | 1 | 0 | 1 | 2 |
| TOTALS | 36 | 4 | 37 | 63 |

1st Down

| Money Receptions | 1st | TD | No | Rec |
|------------------|-----------|----------|-----------|-----------|
| Treyton Burks | 4 | 0 | 4 | 4 |
| Mike Woods | 3 | 0 | 3 | 8 |
| Trey Knox | 3 | 1 | 3 | 6 |
| Koilan Jackson | 1 | 1 | 2 | 2 |
| Rakeem Boyd | 1 | 0 | 1 | 2 |
| TOTALS | 12 | 2 | 13 | 27 |

2nd Down

| Money Receptions | 1st | TD | No | Rec |
|------------------|-----------|----------|-----------|-----------|
| Trey Knox | 4 | 0 | 4 | 5 |
| Treyton Burks | 3 | 0 | 3 | 3 |
| Mike Woods | 2 | 0 | 2 | 3 |
| Tyson Morris | 1 | 0 | 1 | 1 |
| Grayson Gunter | 1 | 0 | 1 | 3 |
| Cheyenne O'Grady | 1 | 1 | 1 | 2 |
| Chase Harrell | 1 | 0 | 1 | 1 |
| TOTALS | 13 | 1 | 13 | 20 |

3rd Down

| Money Receptions | 1st | TD | No | Rec |
|------------------|-----------|----------|-----------|-----------|
| Mike Woods | 2 | 0 | 2 | 2 |
| Trey Knox | 2 | 0 | 2 | 2 |
| Cheyenne O'Grady | 2 | 0 | 2 | 3 |
| Tyson Morris | 1 | 0 | 1 | 1 |
| Chase Harrell | 1 | 1 | 1 | 1 |
| Treyton Burks | 1 | 0 | 1 | 2 |
| Rakeem Boyd | 1 | 0 | 1 | 1 |
| Devwah Whaley | 1 | 0 | 1 | 1 |
| TOTALS | 11 | 1 | 11 | 16 |

4th Down

| Money Rushers | 1st | TD | No | Att |
|---------------|-----------|-----------|-----------|-----------|
| TOTALS | -- | -- | -- | -- |

GAME 4: SAN JOSE STATE

20+ YARD BREAKDOWN

BY YARDS

| Yards | No. | TD |
|--------------|-----------|----------|
| 100+ | 0 | 0 |
| 90-99 | 0 | 0 |
| 80-89 | 0 | 0 |
| 70-79 | 0 | 0 |
| 60-69 | 2 | 2 |
| 50-59 | 1 | 1 |
| 40-49 | 2 | 0 |
| 30-39 | 5 | 0 |
| 20-29 | 15 | 2 |
| TOTAL | 25 | 5 |

BY TYPE

| Type | No. | TD |
|----------------|-----------|----------|
| Rushing | 4 | 1 |
| Passing | 14 | 2 |
| Punt returns | 0 | 0 |
| Kick returns | 3 | 0 |
| Interceptions | 2 | 0 |
| Fumble returns | 2 | 2 |
| Other | 0 | 0 |
| TOTAL | 25 | 5 |

BY PLAYER

| Player | No. | TD | R | P | KR | PR | IR | FR |
|------------------|-----------|----------|----------|-----------|----------|----------|----------|----------|
| Trey Knox | 5 | 1 | 0 | 5 | 0 | 0 | 0 | 0 |
| Treyton Burks | 5 | 0 | 0 | 5 | 0 | 0 | 0 | 0 |
| De'Vion Warren | 3 | 0 | 0 | 0 | 3 | 0 | 0 | 0 |
| Rakeem Boyd | 2 | 1 | 2 | 0 | 0 | 0 | 0 | 0 |
| Cheyenne O'Grady | 2 | 1 | 0 | 2 | 0 | 0 | 0 | 0 |
| Kamren Curl | 2 | 1 | 0 | 0 | 0 | 0 | 1 | 1 |
| Mike Woods | 2 | 0 | 0 | 2 | 0 | 0 | 0 | 0 |
| Devwah Whaley | 2 | 0 | 2 | 0 | 0 | 0 | 0 | 0 |
| LaDarrius Bishop | 1 | 1 | 0 | 0 | 0 | 0 | 0 | 1 |
| Joe Foucha | 1 | 0 | 0 | 0 | 0 | 0 | 1 | 0 |
| TOTAL | 25 | 5 | 4 | 14 | 3 | 0 | 2 | 2 |

ARKANSAS 20+ YARD PLAYS

| Yards | Type | Player(s) | Opponent |
|-------|------|------------------------------------|----------------|
| *69 | FR | Kamren Curl | Ole Miss |
| *62 | Pass | Cheyenne O'Grady from Nick Starkel | Colorado St. |
| *59 | Rush | Rakeem Boyd | Colorado St. |
| 49 | Pass | Trey Knox from Ben Hicks | Ole Miss |
| 45 | Pass | Mike Woods from Nick Starkel | Ole Miss |
| 38 | Pass | Treyton Burks from Nick Starkel | Colorado St. |
| 38 | Pass | Trey Knox from Nick Starkel | Portland State |
| 37 | KR | De'Vion Warren | Ole Miss |
| 36 | KR | De'Vion Warren | Colorado St. |
| 30 | Pass | Mike Woods from Ben Hicks | Ole Miss |
| 29 | INT | Kamren Curl | Portland State |
| 27 | Pass | Treyton Burks from Nick Starkel | Colorado St. |
| 26 | Pass | Trey Knox from Nick Starkel | Ole Miss |
| 25 | Pass | Cheyenne O'Grady from Nick Starkel | Ole Miss |
| 25 | Rush | Devwah Whaley | Colorado St. |
| 25 | Rush | Rakeem Boyd | Portland State |
| *25 | FR | LaDarrius Bishop | Colorado St. |
| *24 | Pass | Trey Knox from Nick Starkel | Colorado St. |
| 24 | Rush | Devwah Whaley | Colorado St. |
| 22 | Pass | Treyton Burks from Nick Starkel | Ole Miss |
| 20 | KR | De'Vion Warren | Ole Miss |
| 20 | INT | Joe Foucha | Portland State |
| 20 | Pass | Trey Knox from Nick Starkel | Colorado St. |
| 20 | Pass | Treyton Burks from Ben Hicks | Portland State |
| 20 | Pass | Treyton Burks from Ben Hicks | Portland State |

* Touchdown scored on play

NEED TO KNOW INFO

| Opponent | Captains | Length | Coin Toss | Kick/Receive | Helmet/Jersey/Pants | Attendance | 1st Poss. | Opp. 1st Poss. | Result |
|-----------------|---------------------------------|--------|-----------|--------------|-------------------------|------------|-----------|----------------|---------|
| Portland State | Agim, Harris, Smith, C. Jackson | 3:36 | ARK | KICK | Cardinal/Cardinal/White | 61055 | FG | FG | W 20-13 |
| at Ole Miss | Agim, Harris, Smith, Woods | 3:17 | ARK | KICK | White/White/White | 47915 | PUNT | PUNT | L 31-17 |
| Colorado State | Agim, Harris, Smith, Boyd | 3:29 | ARK | KICK | Cardinal/Cardinal/White | 55583 | TD | TD | W 55-24 |
| San Jose State | | | | | | | | | |
| vs. Texas A&M | | | | | | | | | |
| at Kentucky | | | | | | | | | |
| Auburn | | | | | | | | | |
| at Alabama | | | | | | | | | |
| Mississippi St. | | | | | | | | | |
| WKU | | | | | | | | | |
| at LSU | | | | | | | | | |
| Missouri | | | | | | | | | |

HEAD COACH CHAD MORRIS



Morris began the second turnaround of his career in his first season with the Razorbacks in 2018. The transition to Morris' system showed the most improvement on the defensive side of the ball in year one. The defense improved in points allowed, rushing defense, total defense and third down conversions from the 2017 season. De'Jon Harris led the Hogs and the Southeastern Conference during the regular season with 118 tackles to become the first Razorback since Martrell Spaight in 2014. Harris' big season earned him All-SEC honors from the Associated Press following the season. The defense also produced two NFL Draft picks in Dre Greenlaw (5th round, San Francisco) and Armon Watts (6th round, Minnesota Vikings).

On the offensive side of the ball, Rakeem Boyd emerged as a steady force in the backfield rushing for a team-high 734 yards. Boyd rebounded from a slow start to his season to run for 423 yards during a four-game stretch in the middle of the year, including three 100-yard games. One of those 100-yard efforts came against Alabama to make Boyd the first Arkansas RB to eclipse 100 yards against the Crimson Tide since Darren McFadden ran for 195 yards in 2007. Cheyenne O'Grady emerged to lead a steady group of tight ends as the Razorbacks were among the nation's leaders in targeting the tight end. O'Grady finished the season leading the Hogs with six touchdowns with 400 yards receiving on a team-high 30 catches. Hjalte Froholdt was Arkansas' rock up front, starting all 12 games at center or guard. He earned All-SEC recognition from the AP prior to being the first Razorback selected in the NFL Draft when New England tabbed him in the fourth round.

Morris and his staff have been relentless recruiters since arriving on the Hill and have started to reap the benefits, reeling in one of the best signing classes in school history in the staff's first full year of recruiting. The 25-man class ranked 23rd in the nation according to the 247Sports composite on the strength of 11 four-star athletes - the most ever in an Arkansas signing class. The Razorbacks were the only team in the country to sign four, four-star wide receivers. Morris and the staff have also reestablished recruiting lines in the state of Texas with six signees coming from the Lone Star State. Morris continued to be a draw to quarterbacks, adding transfer QBs Ben Hicks (SMU) and Nick Starkel (Texas A&M) to the roster with Hicks leading Arkansas through spring practice. Hicks starred for Morris for two seasons with the Mustangs and left SMU as the school's all-time leader in passing yards (9,081), total offense (8,977), TD passes (71), TDs responsible for (74), completions (718) and 300-yard games (12). Starkel comes to Fayetteville with SEC experience having played in 12 games for the Aggies over two seasons, including five starts as a freshman in 2017.

SMU TURNAROUND

During his three seasons at SMU (2015-17), Morris used his Texas recruiting roots & offensive prowess to take the Mustangs from a 1-11 campaign in 2013 before he took over to the program's first bowl bid since 2012 with a 7-5 mark in 2017. Morris' offensive scheme was exactly what SMU needed, increasing the team's scoring output by 16.7 points per game in his first season - the second-largest increase in the nation in 2015. Even more impressive, Morris inherited an offense that ranked last (128th) in the FBS in scoring in 2014 (11.8) & turned it into the nation's eighth-highest scoring offense (40.1) in 2017.

The 2017 SMU offense marked the fourth time and third different program that Morris has either been the head coach or offensive coordinator of that has finished in the top 10 in the FBS in scoring average at more than 40 points per game. The Mustangs are one just two FBS teams that featured a 3,000-yard passer, 1,000-yard rusher and multiple 1,000-yard receivers in 2017. His final SMU squad produced a pair of NFL wide receivers in Courtland Sutton (Denver) and Trey Quinn (Washington). Sutton was picked in the second round and Quinn was Mr. Irrelevant as the final pick of the 2018 NFL Draft. Both Sutton and Quinn saw the field in their rookie seasons with Sutton ranking second on the Broncos' roster with 42 catches and 704 yards with his four scores equaling the team lead.

CLEMSON OFFENSIVE EXPLOSION

Morris' impact during his four years at Clemson as offensive coordinator helped result in a 41-11 record, the 2011 ACC Championship and four bowl berths, including two BCS Orange Bowl appearances. Under Morris' scheme, the Tigers established 127 offensive records (89 individual/38 team) and posted the top three scoring seasons in school history, as well as four of the top five passing seasons at Clemson. The Clemson offense in its second season under Morris with ACC Player of the Year Tajh Boyd at quarterback set school records for total yards per game (512.7) and points per game (41.0), ranking sixth in the nation in scoring and ninth in the nation in total offense. The 2013 squad backed up those numbers with 508.5 yards and 40.2 points per game, figures that ranked ninth and eighth nationally.

Morris' record-setting offense in 2012 and 2013 marked the first time in ACC history that an active member of the conference had averaged more than 40 points per game in back-to-back seasons. Clemson was also one of just two FBS schools with a 3,000-yard passer, 1,000-yard rusher and 1,000-yard receiver every year from 2011-13. For his work, Morris was named AFCA National Assistant Coach of the Year and one of five finalists for National Offensive Coordinator of the Year by 247Sports.com in 2013, and the National Offensive Coordinator of the Year by Rivals.com in 2011.

Morris' offensive brilliance also helped attract and develop some of the best offensive players in Clemson history into current NFL stars. From the 2012 NFL Draft to 2015 NFL Draft, Morris saw seven of his offensive players drafted, including four wide receivers, tied for the most from any school over that span. Included in the quartet of wide receivers drafted were first round picks DeAndre Hopkins (Houston Texans) and Sammy Watkins (Los Angeles Rams). Morris also recruited 2015 All-Americans Deshaun Watson and Shaq Lawson, who both went on to be first round NFL draft picks.

INSTANT IMPACT

After a legendary 16 years as a head coach on the Texas prep level, Morris' collegiate debut came as the associate head coach/offensive coordinator at Tulsa in 2010. In his one season as offensive coordinator working specifically with the quarterbacks, Morris helped the Golden Hurricane average 41.4 points per game, good for sixth nationally, and finish with seven straight wins for a 10-3 record following a 5-7 mark in 2009. Tulsa scored 40 or more points seven times, including 50+ in four games, and finished as one of five FBS teams with over 30 rushing and 30 passing touchdowns.

TEXAS LEGEND

A native of Dallas, Morris became a legend in the state of Texas during his 16 years as a head coach at the high school level, posting a 169-38 record overall and winning back-to-back undefeated state championships in his final two seasons at Lake Travis High School. Over his 16 seasons, Morris led six of his teams to the Texas State Championship game, highlighted by three titles, and he earned Coach of the Year honors 11 times.

Morris earned his bachelor's degree in mathematics with a minor in statistics from Texas A&M University in 1992. He and his wife, Paula, have two children, daughter Mackenzie - who is enrolled in graduate school at Arkansas - and son Chandler.

COACHING HISTORY

| | |
|------------|--|
| 2018-Pres. | Arkansas - Head Coach |
| 2015-17 | SMU - Head Coach |
| 2011-14 | Clemson - Offensive Coordinator/QBs |
| 2010 | Tulsa - Associate Head Coach/OC/QBs |
| 2008-09 | Lake Travis (Texas) HS - Head Coach |
| 2003-07 | Stephenville (Texas) HS - Head Coach |
| 2000-02 | Bay City (Texas) HS - Head Coach |
| 1998-99 | Elysian Fields (Texas) HS - Head Coach |
| 1994-97 | Eustace (Texas) HS - Head Coach |

POSTSEASON EXPERIENCE

HEAD COACH

| | |
|-----|------------------|
| SMU | 2017 Frisco Bowl |
|-----|------------------|

ASSISTANT COACH

| | |
|---------|----------------------------|
| Clemson | 2014 Russell Athletic Bowl |
| | 2013 Orange Bowl |
| | 2012 Chick-fil-a Bowl |
| | 2011 Orange Bowl |
| Tulsa | 2010 Hawaii Bowl |



BESTS UNDER MORRIS

RECORD WHEN ...

| | |
|---|-------|
| Scoring First | 11-14 |
| Opponent Scores First | 7-19 |
| Leading After 1st Quarter | 13-10 |
| Leading At Halftime | 17-2 |
| Leading After 3rd Quarter | 12-1 |
| Scoring 21+ Points | 16-21 |
| Scoring 30+ Points | 15-12 |
| Scoring 40+ Points | 9-5 |
| Scoring 50+ Points | 5-0 |
| 400+ Yards Total Offense | 15-16 |
| 500+ Yards Total Offense | 5-3 |
| 200+ Rushing Yards | 11-7 |
| 300+ Rushing Yards | 2-1 |
| 200+ Passing Yards | 14-23 |
| 300+ Passing Yards | 7-7 |
| 20+ First Downs | 14-19 |
| 40 percent+ 3rd-Down Conv. | 13-11 |
| 2 or Fewer Turnovers | 15-20 |
| Less than 14 Points Allowed | 3-0 |
| Less than 21 Points Allowed | 6-0 |
| 300 or Less Yds Total Off Allowed | 5-1 |
| 150 or Less Rush Yds Allowed | 11-3 |
| 100 or Less Rush Yds Allowed | 7-3 |
| 150 or Less Pass Yds Allowed | 4-6 |
| 100 or Less Pass Yds Allowed | 0-2 |
| 15 or Less 1st Downs Allowed | 3-2 |
| 2+ Turnovers Forced | 13-12 |
| More Rush Yards | 12-5 |
| More Pass Yards | 12-13 |
| Fewer Turnovers | 14-8 |
| More Time of Possession | 11-15 |
| More First Downs | 11-7 |
| Fewer Penalties | 11-16 |
| 1 Penalty | 0-1 |
| 2-5 Penalties | 7-16 |
| 6-9 Penalties | 8-14 |
| 10+ Penalties | 3-1 |
| Special Teams Touchdown | 1-2 |
| 100-Yard Rusher | 10-10 |
| 200-Yard Passer | 12-18 |
| 100-Yd Rusher+200-Yd Passer | 6-6 |

VS. ALL-TIME OPPONENTS

| Team | Record |
|-----------------------|--------------|
| Alabama | 0-1 |
| Arkansas State | 1-0 |
| Auburn | 0-1 |
| Baylor | 0-2 |
| UCF | 0-1 |
| Cincinnati | 1-0 |
| Colorado State | 1-1 |
| Connecticut | 1-0 |
| East Carolina | 1-1 |
| Eastern Illinois | 1-0 |
| Houston | 1-2 |
| James Madison | 0-1 |
| Liberty | 1-0 |
| LSU | 0-1 |
| Memphis | 0-3 |
| Ole Miss | 0-2 |
| Mississippi State | 0-1 |
| Missouri | 0-1 |
| Navy | 0-3 |
| North Texas | 3-1 |
| Portland State | 1-0 |
| USF | 0-2 |
| Stephen F. Austin | 1-0 |
| Temple | 0-2 |
| Texas A&M | 0-1 |
| TCU | 0-3 |
| Tulane | 3-0 |
| Tulsa | 2-2 |
| Vanderbilt | 0-1 |
| Overall Record | 18-33 |

VS. CONFERENCES

| Team | Record |
|---------------|--------|
| American | 9-16 |
| Big 12 | 0-5 |
| Big Sky | 1-0 |
| Big South | 1-0 |
| CAA | 0-1 |
| C-USA | 3-1 |
| Mountain West | 1-1 |
| Ohio Valley | 1-0 |
| Southeastern | 0-9 |
| Southland | 1-0 |
| Sun Belt | 1-0 |

BESTS UNDER MORRIS

OFFENSE: TEAM

Total Points

1. 58 SMU vs. Stephen F. Austin (9/2/17)
2. **55 Arkansas vs. Colorado State (9/14/19)**
- Arkansas vs. Eastern Illinois (9/2/18)**
- SMU at East Carolina (11/12/16)
5. 54 SMU vs. North Texas (9/09/17)
6. 49 SMU vs. UCONN (9/30/17)
- SMU vs. Tulane (11/21/15)
7. 45 SMU at Memphis (11/18/17)
- SMU vs. James Madison (9/26/15)
10. 44 SMU vs. Arkansas State (9/23/17)

Total Offensive Yards

1. 581 SMU vs. Tulsa (10/27/17)
2. 578 SMU vs. South Florida (11/19/16)
3. 577 SMU vs. Arkansas State (9/23/17)
4. 572 SMU at North Texas (9/3/16)
5. 544 SMU at Houston (10/7/17)
6. **520 Arkansas vs. Colorado State (9/14/19)**
7. 518 SMU vs. Tulane (11/21/15)
8. 508 SMU at TCU (9/19/15)
9. 498 SMU vs. UCONN (9/30/17)

Total Offensive Plays

1. 89 SMU vs. South Florida (11/19/16)
- SMU vs. Central Florida (11/4/17)
3. 87 SMU at Tulsa (10/7/16)
4. 86 SMU vs. Arkansas State (9/23/17)
5. 85 SMU at Houston (10/7/17)
6. 83 SMU vs. Navy (11/26/16)
7. 82 SMU at Baylor (9/10/16)
8. 81 SMU at Cincinnati (10/21/17)

Rushing Attempts

1. 54 SMU vs. Baylor (9/4/15)
- SMU vs. Arkansas State (9/23/17)
3. **53 Arkansas vs. Tulsa (10/20/18)**
- Arkansas at Colorado State (9/8/18)**
- SMU vs. North Texas (9/12/15)
5. **48 Arkansas vs. Ole Miss (10/13/18)**
- SMU vs. Stephen F. Austin (9/2/17)
- SMU at TCU (9/19/15)
8. 47 (4x) last SMU vs. Liberty (9/17/16)

Rushing Yards

1. 323 SMU vs. Tulane (11/21/15)
2. 311 SMU vs. Arkansas State (9/23/17)
3. **300 Arkansas vs. Ole Miss (10/13/18)**
- 4. 299 Arkansas at Colorado State (9/8/18)**
5. 286 SMU vs. Liberty (9/17/16)
6. 273 SMU vs. North Texas (9/12/15)
7. 272 SMU at North Texas (9/3/16)
8. 259 SMU at Memphis (11/18/17)
9. 243 SMU vs. Stephen F. Austin (9/2/17)

Rushing Touchdowns

1. 6 SMU vs. Tulane (11/21/15)
2. 5 SMU vs. James Madison (9/26/15)
3. 4 SMU vs. Arkansas State (9/23/17)
4. **3 (7x) last Arkansas vs. Colorado State (9/14/19)**

Pass Completions

1. 41 SMU at Houston (10/7/17)
2. 31 SMU vs. Navy (11/26/16)
3. 29 SMU at Tulsa (10/7/16)
4. 27 SMU vs. UCONN (9/30/17)
5. 27 SMU vs. Central Florida (11/4/17)
6. 26 SMU at Cincinnati (10/21/17)
7. **26 Arkansas vs. Alabama (10/6/18)**
- SMU at South Florida (11/16/16)
9. **25 Arkansas at Ole Miss (9/7/19)**
10. 24 SMU vs. Tulane (11/25/17)

Pass Attempts

1. 59 SMU at Houston (10/7/17)
2. 52 SMU at Tulsa (10/7/16)
- SMU vs. Central Florida (11/04/17)
4. 46 SMU vs. Tulsa (10/31/15)
- SMU vs. Navy (11/26/16)
6. **45 Arkansas vs. North Texas (9/15/18)**
7. 44 SMU at Temple (10/1/16)
- SMU at Baylor (9/10/16)
9. 42 SMU vs. South Florida (11/19/16)

Passing Yards

1. 423 SMU vs. South Florida (11/19/16)
2. 397 SMU at Houston (10/7/17)
3. 394 SMU vs. North Texas (9/9/17)
4. 375 SMU vs. Tulane (11/25/17)
5. 366 SMU vs. Tulsa (10/27/17)
6. **353 Arkansas vs. Eastern Illinois (9/2/18)**
7. 339 SMU at TCU (9/16/17)
8. 331 SMU vs. Navy (11/26/16)
9. 330 SMU at TCU (9/19/15)

Passing Touchdowns

1. 5 SMU vs. North Texas (9/9/17)
2. **4 (6x) last Arkansas vs. Eastern Illinois (9/2/18)**

First Downs

1. 31 SMU vs. Arkansas State (9/23/17)
2. 30 SMU vs. Houston (10/7/17)
3. 28 (3x) last vs. South Florida (11/19/16)
6. **27 (3x) last Arkansas vs. Ole Miss (10/13/18)**

DEFENSE: TEAM

Fewest Total Yards Allowed

1. 219 SMU vs. Stephen F. Austin (9/2/17)
2. **225 Arkansas at Auburn (9/22/18)**
- 3. 230 Arkansas vs. Portland State (8/31/19)**
4. 240 SMU vs. North Texas (9/12/15)
5. **260 Arkansas vs. Tulsa (10/20/18)**
6. 280 SMU vs. Liberty (9/17/16)
7. 303 SMU vs. Houston (10/22/16)
8. 328 SMU vs. Tulane (11/21/15)
9. 352 SMU at South Florida (10/24/15)
10. **357 Arkansas vs. Eastern Illinois (9/2/18)**
- SMU vs. Louisiana Tech (12/20/17)

Fewest Rushing Yards Allowed

1. **40 Arkansas at Colorado State (9/8/18)**
2. 62 SMU vs. Houston (10/22/16)
3. 69 SMU vs. North Texas (9/9/17)
4. **75 Arkansas vs. Portland State (8/31/19)**
- SMU vs. Stephen F. Austin (9/2/17)
6. 83 SMU at North Texas (9/3/16)
7. **91 Arkansas at Auburn (9/22/18)**
8. 97 SMU vs. Liberty (9/17/16)
9. 112 SMU vs. North Texas (9/12/15)
10. **127 Arkansas vs. Eastern Illinois (9/2/18)**

Fewest Passing Yards Allowed

1. 0 SMU at Navy (11/11/17)
2. 81 SMU at Navy (11/14/15)
3. 97 SMU at South Florida (10/24/15)
4. 104 SMU vs. Navy (11/23/16)
5. 124 SMU at Temple (10/1/16)
6. **127 Arkansas vs. Tulsa (10/20/18)**
7. 128 SMU vs. North Texas (9/12/15)
- SMU vs. Tulane (11/21/15)
9. **134 Arkansas at Auburn (9/22/18)**
10. 144 SMU vs. Stephen F. Austin (9/2/17)

Fewest First Downs Allowed

1. **13 Arkansas at Auburn (9/22/18)**
- SMU vs. Houston (10/22/16)
3. **15 Arkansas vs. Tulsa (10/20/18)**
- SMU vs. Stephen F. Austin (9/2/17)
- SMU at South Florida (10/24/15)
6. 16 SMU vs. Liberty (9/17/16)
- SMU vs. South Florida (11/19/16)
8. 17 (4x) last Arkansas at Missouri (11/23/18)

Fewest Points Allowed

1. 0 Arkansas vs. Tulsa (10/20/18)
3. **13 Arkansas vs. Portland State (8/31/19)**
- SMU vs. North Texas (9/12/15)
5. 14 SMU vs. Stephen F. Austin (9/2/17)
- SMU vs. Liberty (9/17/16)
7. 16 SMU vs. Houston (10/22/16)
8. 21 (3x) last SMU vs. Arkansas State (9/23/17)

Sacks

1. 8 SMU vs. UCONN (9/30/17)
2. 7 SMU vs. Houston (10/22/16)
3. **6 Arkansas vs. Portland State (8/31/19)**
- Arkansas vs. Tulsa (10/20/18)**
5. 5 SMU at North Texas (9/3/16)
- SMU vs. North Texas (9/9/17)
7. 4 **Arkansas at Auburn (9/22/18)**
- SMU at Tulsa (10/7/16)
9. **3 (6x) last Arkansas vs. Texas A&M (9/29/18)**

Tackles For Loss

1. 13 SMU vs. UCONN (9/30/17)
2. 11 SMU at South Florida (10/24/15)
3. 10 SMU at Houston (10/22/16)
- SMU vs. Memphis (11/5/16)
5. **9 Arkansas at Auburn (9/22/18)**
- SMU at TCU (9/16/17)
7. 8 (5x) last Arkansas vs. Tulsa (10/20/18)

Turnovers Forced

1. **5 Arkansas vs. Eastern Illinois (9/2/18)**
- SMU at East Carolina (11/12/16)
3. 4 SMU vs. North Texas (9/12/15)
- SMU vs. Liberty (9/17/16)
5. **3 (8x) last Arkansas vs. Portland State (8/31/19)**

GAME 4: SAN JOSE STATE

OFFENSE: INDIVIDUAL

Pass Completions

41 Ben Hicks vs. Houston (10/7/17)

Pass Attempts

58 Ben Hicks vs. Houston (10/7/17)

Pass Completion % (Min. 10 attempts)

75.0 Ty Storey vs. Ole Miss (10/13/18)

Passing Yards

397 Ben Hicks vs. Houston (10/7/17)

Passing Touchdowns

4 Ben Hicks vs. Tulane (11/25/17)
Ben Hicks vs. Memphis (11/18/17)
Ben Hicks vs. Navy (11/11/17)
Ben Hicks vs. UConn (9/30/17)
Ben Hicks vs. North Texas (9/9/17)

Passing Interceptions

4 Cole Kelley vs. North Texas (9/15/18)

Passer Rating (Min. 10 attempts)

257.8 Ty Storey vs. Eastern Illinois (9/1/18)

Rush Attempts

29 Braeden West vs. South Florida (11/19/16)

Rushing Yards

220 Braeden West vs. Liberty (9/17/16)

Rushing Touchdowns

3 Xavier Jones at Tulane (11/21/15)

Receptions

17 Trey Quinn at Cincinnati (10/21/17)
Trey Quinn at Houston (10/7/17)

Receiving Yards

252 Courtland Sutton vs. South Florida (11/19/16)

Receiving Touchdowns

3 Courtland Sutton at North Texas (9/3/17)

Total Touchdowns

4 Courtland Sutton vs. North Texas (9/9/17)

DEFENSE: INDIVIDUAL

Solo Tackles

12 De'Jon Harris vs. Texas A&M (9/29/18)
Mikial Onu vs. Tulsa (10/27/17)
Jonathan Yenga vs. James Madison (9/26/15)

Total Tackles

16 De'Jon Harris vs. Texas A&M (9/29/18)

Tackles For Loss

4 Justin Lawler vs. Memphis (11/5/17)
Kyrin Mitchell vs. UConn (9/30/17)
Justin Lawler vs. UConn (9/30/17)
Justin Lawler at North Texas (9/3/16)

Sacks

4.0 Justin Lawler vs. UConn (9/30/17)

Interceptions

2 Dre Greenlaw vs. Texas A&M (9/29/18)
Horace Richardson at East Carolina (11/12/16)
Jordan Wyatt vs. Liberty (9/17/16)
Horace Richardson at North Texas (9/3/16)

Pick Sixes

2 Horace Richardson at East Carolina (11/12/16)

Fumbles Recovered

2 Chevin Calloway vs. Eastern Illinois (9/1/18)

Scoop and Scores

1 LaDarrius Bishop vs. Colorado State (9/14/19)
Kamren Curl at Ole Miss (9/7/19)
Jordan Wyatt vs. Stephen F. Austin (9/2/17)

Fumbles Forced

2 McTelvin Agim vs. Colorado State (9/8/18)
Andrew McCleneghen vs. North Texas (9/12/15)

SPECIAL TEAMS: INDIVIDUAL

Extra Points Made

7 Connor Limpert vs. Colorado State (9/14/19)
Connor Limpert vs. Eastern Illinois (9/1/18)
Josh Williams vs. UConn (9/30/17)
Josh Williams vs. North Texas (9/9/17)
Josh Williams vs. Stephen F. Austin (9/2/17)
Chad Hedlund vs. Tulane (11/12/15)

Field Goals Made

4 Connor Limpert vs. Ole Miss (10/13/18)
Josh Williams at Tulsa (10/7/16)

Points Kicking

16 Josh Williams at Tulsa (10/7/16)

Punt Yards

406 Jamie Sackville at Tulsa (10/7/16)

Yards Per Punt

50 Jamie Sackville at Houston (10/7/17)

Kick Return Yards

180 Braeden West vs. Temple (11/6/15)

Punt Return Yards

45 Deon Stewart at Colorado State (9/8/18)

Kick Return Touchdown

1 Braeden West vs. Temple (11/6/15)

GAME 4: SAN JOSE STATE

300-YARD PASSING GAMES

Total: 10

397 Ben Hicks at Houston (10/7/17)
 380 Ben Hicks vs. South Florida (11/19/16)
 375 Ben Hicks vs. Tulane (11/25/17)
 338 Ben Hicks vs. Tulsa (10/27/17)
 334 Matt Davis at TCU (9/19/15)
 331 Ben Hicks vs. Navy (11/26/16)
 312 Ben Hicks vs. North Texas (9/9/17)
305 Nick Starkel vs. Colorado State (9/14/19)
 305 Ben Hicks at TCU (9/16/17)
 302 Ben Hicks at Tulane (10/29/16)

100-YARD RUSHING GAMES

Total: 24

220 Braeden West vs. Liberty (9/17/16)
 177 Xavier Jones at Memphis (11/18/17)
165 Devwah Whaley at Colorado State (9/8/18)
 156 Matt Davis vs. Tulane (11/21/15)
 146 Xavier Jones vs. Arkansas State (9/23/17)
 126 Braeden West at Tulsa (10/7/16)
 125 Matt Davis vs. North Texas (9/12/15)
122 Rakeem Boyd vs. Colorado State (9/14/19)
 120 Braeden West vs. South Florida (11/19/16)
 119 Braeden West at Tulane (10/29/16)
 117 Xavier Jones at North Texas (9/3/16)
 117 Xavier Jones vs. Tulane (11/21/15)
 115 Braeden West vs. Houston (10/22/16)
 115 Matt Davis vs. Baylor (9/4/15)
114 Rakeem Boyd vs. Portland State (8/31/19)
113 Rakeem Boyd vs. Vanderbilt (10/27/18)
 111 Ke'Mon Freeman at East Carolina (11/12/16)
 111 Xavier Jones at Navy (11/11/17)
 110 Matt Davis at North Texas (9/3/16)
109 Rakeem Boyd vs. Ole Miss (10/13/18)
 104 Braeden West at East Carolina (11/12/16)
102 Rakeem Boyd vs. Alabama (10/6/18)
 102 Matt Davis vs. Temple (11/6/15)
 100 Xavier Jones at Houston (10/7/17)

MULTIPLE 100-YARD RUSHERS

Total: 3 (Order by date)

111 Ke'Mon Freeman at East Carolina (11/12/16)
 104 Braeden West
 117 Xavier Jones at North Texas (9/3/16)
 110 Matt Davis
 156 Matt Davis vs. Tulane (11/21/15)
 117 Xavier Jones

100-YARD RECEIVING GAMES

Total: 25

252 Courtland Sutton vs. South Florida (11/19/16)
 186 Trey Quinn at Cincinnati (10/21/17)
 173 James Proche vs. UCF (11/4/17)
 166 Courtland Sutton at East Carolina (11/12/16)
 165 Courtland Sutton vs. Tulsa (10/31/15)
 164 James Proche at Tulane (10/29/16)
 163 Courtland Sutton vs. North Texas (9/9/17)
 162 Courtland Sutton at North Texas (9/3/16)
 160 Courtland Sutton at Houston (10/7/17)
 156 Trey Quinn at Houston (10/7/17)
 139 Trey Quinn vs. Tulane (11/25/17)
 137 Courtland Sutton vs. James Madison (9/26/15)
 136 Courtland Sutton vs. Tulsa (10/27/17)
132 Jordan Jones vs. Eastern Illinois (9/2/18)
 131 James Proche vs. Arkansas State (9/23/17)
 123 Courtland Sutton at Navy (11/11/17)
 123 James Proche vs. Tulsa (10/27/17)
 116 Trey Quinn vs. UConn (9/30/17)
 116 Trey Quinn at TCU (9/16/17)
 115 Courtland Sutton at TCU (9/19/15)
 113 Courtland Sutton vs. TCU (9/23/16)
 112 Courtland Sutton vs. UConn (9/30/17)
 112 Courtland Sutton at Baylor (9/10/16)
 107 Courtland Sutton vs. Tulane (11/25/17)
 101 Trey Quinn vs. Tulsa (10/27/17)

MULTIPLE 100-YARD RECEIVERS

Total: 4 (Order by date)

139, Trey Quinn vs. Tulane (11/25/17)
 107, Courtland Sutton
 136, Courtland Sutton vs. Tulsa (10/27/17)
 123, James Proche
 101, Trey Quinn
 160, Courtland Sutton at Houston (10/7/17)
 156, Trey Quinn
 116, Trey Quinn vs. UConn (9/30/17)
 112, Courtland Sutton

100-YARD RUSHER & RECEIVER

Total: 6

111, Xavier Jones (rush) at Navy (11/11/17)
 123, Courtland Sutton (rec)
 146, Xavier Jones (rush) vs. Arkansas State (9/23/17)
 131, James Proche (rec)
 120, Braeden West (rush) vs. South Florida (11/19/16)
 252, Courtland Sutton (rec)
 111, Ke'Mon Freeman (rush) at East Carolina (11/12/16)
 104, Braeden West (rush)
 166, Courtland Sutton (rec)
 119, Braeden West (rush) at Tulane (10/29/16)
 164, James Proche (rec)
 117, Xavier Jones (rush) at North Texas (9/3/16)
 110, Matt Davis (rush)
 162, Courtland Sutton (rec)

300-YARD PASSER / 100-YARD RUSHER

Total: 4

397, Ben Hicks (pass) at Houston (10/7/17)
 160, Courtland Sutton (rush)
 156, Trey Quinn (rush)

380, Ben Hicks (pass) vs. South Florida (11/19/16)
 120, Braeden West (rush)

305, Nick Starkel (pass) vs. Colorado State (9/14/19)
122, Rakeem Boyd (rush)

302, Ben Hicks at Tulane (10/29/16)
 119, Braeden West (rush)

300 / 100 / 100

Total: 2

380, Ben Hicks (pass) vs. South Florida (11/19/16)
 120, Braeden West (rush)
 252, Courtland Sutton (rec)

302, Ben Hicks at Tulane (10/29/16)
 119, Braeden West (rush)
 164, James Proche (rec)

DEPTH CHART

OFFENSE

| | | | |
|---------------|-----------|-------------------------|--------------------------|
| WR (2) | 8 | Mike Woods | So. // 6-1 // 203 |
| | 1 | De'Vion Warren | Jr. // 5-10 // 188 |
| TE (3) | 85 | Cheyenne O'Grady | Sr. // 6-4 // 256 |
| | 89 | Grayson Gunter | Jr. // 6-4 // 243 |
| | 14 | Chase Harrell | Sr. // 6-4 // 249 |
| LT | 74 | Colton Jackson | Sr. // 6-5 // 298 |
| | 76 | Myron Cunningham | Jr. // 6-6 // 290 |
| LG | 54 | Austin Capps | Sr. // 6-4 // 304 |
| | 68 | Kirby Adcock | So. // 6-5 // 288 |
| C | 66 | Ty Clary | Jr. // 6-4 // 285 |
| | 57 | Shane Clenin | So. // 6-6 // 302 |
| RG | 51 | Ricky Stromberg | Fr. // 6-4 // 266 |
| | 55 | Beaux Limmer | Fr. // 6-5 // 293 |
| RT | 78 | Dalton Wagner | So. // 6-9 // 302 |
| | 76 | Myron Cunningham | Jr. // 6-6 // 290 |
| -OR- | 71 | Ryan Winkel | R-Fr. // 6-6 // 285 |
| QB | 17 | Nick Starkel | Jr. // 6-3 // 214 |
| | 6 | Ben Hicks | Sr. // 6-1 // 217 |
| | 9 | John Stephen Jones | R-Fr. // 5-11 // 199 |
| RB (4) | 5 | Rakeem Boyd | Jr. // 6-0 // 213 |
| | 21 | Devwah Whaley | Sr. // 5-11 // 212 |
| | 2 | Chase Hayden | Jr. // 5-10 // 205 |
| WR (5) | 16 | Treyton Burks | Fr. // 6-3 // 223 |
| | 19 | Tyson Morris | So. // 6-1 // 200 |
| | 3 | Koilan Jackson | So. // 6-2 // 211 |
| WR (9) | 7 | Trey Knox | Fr. // 6-5 // 205 |
| | 15 | T.Q. Jackson | Fr. // 6-4 // 197 |

DEFENSE

| | | | |
|-------------|-----------|---------------------------|---------------------------|
| DE | 6 | Gabe Richardson | Sr. // 6-3 // 240 |
| | 56 | Zach Williams | Fr. // 6-4 // 224 |
| DT | 3 | McTelvin Agim | Sr. // 6-3 // 300 |
| | 93 | Isaiah Nichols | R-Fr. // 6-3 // 277 |
| DT | 52 | TJ Smith | Sr. // 6-3 // 293 |
| | 42 | Jonathan Marshall | Jr. // 6-3 // 299 |
| DE | 11 | Mataio Soli | Fr. // 6-4 // 239 |
| | 13 | Collin Clay | Fr. // 6-5 // 285 |
| SAM | 27 | Hayden Henry | Jr. // 6-2 // 226 |
| | 22 | Deon Edwards | Jr. // 6-1 // 220 |
| MIKE | 8 | De'Jon Harris | Sr. // 6-0 // 245 |
| | 31 | Grant Morgan | Jr. // 5-11 // 229 |
| WILL | 10 | Bumper Pool | So. // 6-2 // 228 |
| | 36 | D'Vone McClure | Jr. // 6-2 // 219 |
| CB | 21 | Montaric Brown | So. // 6-0 // 187 |
| | 23 | Devin Bush | Fr. // 6-0 // 203 |
| SS | 2 | Kamren Curl | Jr. // 6-2 // 198 |
| | 18 | Myles Mason | So. // 6-2 // 203 |
| FS | 7 | Joe Foucha | So. // 5-11 // 198 |
| | 1 | Jalen Catalon | Fr. // 5-10 // 196 |
| CB | 4 | Jarques McClellion | So. // 6-0 // 175 |
| | 24 | LaDarius Bishop | R-Fr. // 6-0 // 193 |
| NB | 9 | Greg Brooks Jr. | Fr. // 5-11 // 179 |
| | 26 | Micahh Smith | Jr. // 6-0 // 201 |

SPECIAL TEAMS

| | | | |
|-----------|-----------|-----------------------|---------------------------|
| K | 19 | Connor Limpert | Jr. // 6-1 // 175 |
| | 80 | Matthew Phillips | So. // 5-10 // 180 |
| P | 42 | Sam Loy | Jr. // 6-1 // 195 |
| | 28 | Reid Bauer | So. // 5-11 // 198 |
| LS | 48 | Jordan Silver | So. // 6-1 // 217 |
| H | 18 | Jack Lindsey | Jr. // 6-2 // 204 |
| KR | 1 | De'Vion Warren | Jr. // 5-10 // 188 |
| | 5 | Rakeem Boyd | Jr. // 6-0 // 213 |
| PR | 16 | Treyton Burks | Fr. // 6-3 // 223 |
| | 21 | Montaric Brown | So. // 6-0 // 187 |
| | 1 | Jalen Catalon | Fr. // 5-10 // 196 |

GAME 4: SAN JOSE STATE

GAME-BY-GAME OFFENSIVE STARTERS

| Opponent | LT | LG | C | RG | RT | TE | TE/WR/FB | QB | RB | WR | WR |
|-------------------|---------|-----------|-------|------------|--------|---------|----------|---------|------|-------|------|
| Portland State | Jackson | Capps | Clary | Cunningham | Wagner | Gunter | Woods | Hicks | Boyd | Burks | Knox |
| at Ole Miss | Jackson | Stromberg | Clary | Cunningham | Wagner | O'Grady | Gunter | Hicks | Boyd | Woods | Knox |
| Colorado State | Jackson | Stromberg | Clary | Cunningham | Wagner | Gunter | Woods | Starkel | Boyd | Burks | Knox |
| San Jose State | | | | | | | | | | | |
| vs. Texas A&M | | | | | | | | | | | |
| at Kentucky | | | | | | | | | | | |
| Auburn | | | | | | | | | | | |
| at Alabama | | | | | | | | | | | |
| Mississippi State | | | | | | | | | | | |
| Western Kentucky | | | | | | | | | | | |
| at LSU | | | | | | | | | | | |
| Missouri | | | | | | | | | | | |

GAME-BY-GAME DEFENSIVE STARTERS

| Opponent | DE | DT | DT | DE | SAM | MIKE | WILL | CB | SS | FS | CB | NB |
|-------------------|------------|------|-------|------------|-----|--------|------|-------|------|--------|-----------|--------|
| Portland State | Gerald | Agim | Smith | Richardson | -- | Harris | Pool | Brown | Curl | Foucha | McLellion | Brooks |
| at Ole Miss | Richardson | Agim | Smith | Soli | -- | Harris | Pool | Brown | Curl | Foucha | McLellion | Brooks |
| Colorado State | Richardson | Agim | Smith | Soli | -- | Harris | Pool | Brown | Curl | Foucha | McLellion | Brooks |
| San Jose State | | | | | | | | | | | | |
| vs. Texas A&M | | | | | | | | | | | | |
| at Kentucky | | | | | | | | | | | | |
| Auburn | | | | | | | | | | | | |
| at Alabama | | | | | | | | | | | | |
| Mississippi State | | | | | | | | | | | | |
| Western Kentucky | | | | | | | | | | | | |
| at LSU | | | | | | | | | | | | |
| Missouri | | | | | | | | | | | | |

CAREER STARTS

| OFFENSE | 2019 | 2018 | 2017 | 2016 | TOT | CONS | DEFENSE | 2019 | 2018 | 2017 | 2016 | TOT | CONS |
|----------------------------|------|------|------|------|-----|------|----------------------------|------|------|------|------|-----|------|
| Colton Jackson, OL, Sr. | 3 | 8 | 10 | 3 | 24 | 7 | McTelvin Agim, DL, Sr. | 3 | 12 | 11 | 5 | 31 | 19 |
| Devwah Whaley, RB, Sr. | - | 4 | 10 | - | 14 | - | De'Jon Harris, LB, Sr. | 3 | 12 | 12 | - | 27 | 27 |
| Ty Clary, OL, Jr. | 3 | 11 | 4 | - | 18 | 14 | T.J. Smith, DL, Sr. | 3 | 10 | 12 | - | 25 | 3 |
| Deon Stewart, WR, Sr. | - | 8 | 5 | - | 13 | - | Kamren Curl, DB, Jr. | 3 | 11 | 11 | - | 25 | 3 |
| Rakeem Boyd, RB, Jr. | 3 | 8 | - | - | 11 | 11 | Jarques McLellion, DB, So. | 3 | 8 | - | - | 11 | 11 |
| Mike Woods, WR, So. | 3 | 7 | - | - | 10 | 4 | D'Vone McClure, LB, Jr. | - | 7 | - | - | 9 | - |
| Hayden Johnson, FB/TE, Sr. | - | - | - | 7 | 7 | - | Bumper Pool, LB, So. | 3 | 4 | - | - | 7 | 4 |
| Cheyenne O'Grady, TE, Sr. | 1 | 5 | 1 | - | 7 | - | Montaric Brown, DB, So. | 3 | 3 | - | - | 6 | 4 |
| Jordan Jones, WR, Jr. | - | - | 6 | - | 6 | - | Joe Foucha, DB, So. | 3 | 1 | - | - | 4 | 4 |
| Grayson Gunter, TE, Jr. | 3 | 2 | - | - | 5 | 3 | Gabe Richardson, DL, Sr. | 3 | 2 | - | - | 3 | 3 |
| Dalton Wagner, OL, So. | 3 | 1 | - | - | 4 | 3 | Greg Brooks Jr., DB, Fr. | 3 | - | - | - | 3 | 3 |
| Myron Cunningham, OL, Jr. | 3 | - | - | - | 3 | 3 | Dorian Gerald, DL, Sr. | 2 | 2 | - | - | 3 | - |
| Trey Knox, WR, Fr. | 3 | - | - | - | 3 | 3 | Mataio Soli, DL, Fr. | 2 | - | - | - | 2 | 2 |
| Treyton Burks, WR, Fr. | 2 | - | - | - | 2 | 1 | Hayden Henry, LB, Jr. | - | 1 | - | - | 1 | - |
| Noah Gatlin, OL, R-Fr. | - | 2 | - | - | 2 | - | Britto Tutt, DB, Sr. | - | 1 | - | - | 1 | - |
| Ben Hicks, QB, Sr. | 2 | - | - | - | 2 | - | | | | | | | |
| Ricky Stromberg, OL, Fr. | 2 | - | - | - | 2 | 2 | | | | | | | |
| Kirby Adcock, OL, So. | - | 1 | - | - | 1 | - | | | | | | | |
| Shane Clenin, OL, So. | - | 1 | - | - | 1 | - | | | | | | | |
| Austin Capps, OL, Sr. | 1 | 0 | 0 | 0 | 1 | - | | | | | | | |
| Nick Starkel, QB, Jr. | 1 | - | - | - | 1 | 1 | | | | | | | |

EXPERIENCE ANALYSIS

The chart below shows Arkansas' offensive and defensive starting lineups over the last six years with numbers representing total starts by classes and percentages of total starts for the entire season.

| Season | G | SR | JR | SO | FR | UpperCI% |
|--------|-----------|-------------|-------------|------------|------------|-------------|
| 2019 | 3 (2-1) | 21 (31.8%) | 15 (22.7%) | 18 (27.3%) | 12 (18.2%) | 36 (54.6%) |
| 2018 | 12 (2-10) | 103 (39.2%) | 86 (32.7%) | 44 (16.7%) | 30 (11.4%) | 189 (71.2%) |
| 2017 | 12 (4-8) | 66 (25.0%) | 108 (40.1%) | 65 (24.6%) | 25 (9.5%) | 174 (65.9%) |
| 2016 | 13 (7-6) | 114 (39.9%) | 82 (28.7%) | 70 (24.5%) | 20 (6.9%) | 196 (68.5%) |
| 2015 | 13 (8-5) | 67 (23.4%) | 143 (50.0%) | 58 (20.3%) | 18 (6.3%) | 210 (73.4%) |
| 2014 | 13 (7-6) | 92 (32.2%) | 72 (25.2%) | 89 (31.1%) | 33 (11.5%) | 164 (57.3%) |
| 2013 | 12 (3-9) | 107 (40.5%) | 59 (22.3%) | 57 (21.6%) | 41 (15.5%) | 166 (66.7%) |

GAME 4: SAN JOSE STATE

GAME-BY-GAME BREAKDOWN

| | FINAL | SCORE BY QUARTER | | | | | FIRST DOWNS | | | | RUSHING | | | PASSING | | | OFFENSE | | PUNTING | FUMBLES | PENALTY | THIRD | TOTAL |
|-----------------|-------|------------------|----|----|----|----|-------------|----|----|-----|---------|-----|----|---------|-----|----|---------|-----|---------|---------|---------|-------|-------|
| GAME | SCORE | 1 | 2 | 3 | 4 | OT | RU | PA | PN | TOT | ATT | YDS | TD | C-A-I | YDS | TD | ATT | YDS | NO-AVG | NO-LOST | NO-YDS | DOWNS | TOP |
| Portland St. | 13 | 3 | 3 | 0 | 7 | - | 5 | 7 | 4 | 16 | 28 | 75 | 0 | 16-33-3 | 155 | 1 | 61 | 230 | 5-39.8 | 0-0 | 10-85 | 2/13 | 26:22 |
| Arkansas | 20 | 10 | 0 | 7 | 3 | - | 12 | 11 | 3 | 26 | 42 | 204 | 2 | 18-35-1 | 191 | 0 | 77 | 395 | 5-35.6 | 1-0 | 7-70 | 5/15 | 33:38 |
| Arkansas | 17 | 0 | 3 | 0 | 14 | - | 5 | 12 | 1 | 18 | 26 | 61 | 0 | 25-41-0 | 300 | 1 | 67 | 361 | 6-35.7 | 1-1 | 7-55 | 5/15 | 27:32 |
| Ole Miss | 31 | 7 | 3 | 7 | 14 | - | 11 | 10 | 2 | 23 | 53 | 237 | 2 | 16-24-0 | 259 | 2 | 77 | 483 | 4-49.5 | 2-2 | 5-60 | 8/15 | 32:28 |
| Colorado St. | 34 | 24 | 10 | 10 | 0 | - | 10 | 6 | 2 | 18 | 38 | 220 | 2 | 20-33-0 | 205 | 2 | 71 | 425 | 6-47.5 | 2-2 | 4-51 | 4/14 | 33:56 |
| Arkansas | 55 | 24 | 3 | 7 | 21 | - | 8 | 13 | 2 | 23 | 35 | 215 | 3 | 20-35-0 | 305 | 3 | 70 | 520 | 4-44.0 | 2-1 | 5-49 | 6/12 | 25:24 |
| San Jose St. | | | | | | | | | | | | | | | | | | | | | | | |
| Arkansas | | | | | | | | | | | | | | | | | | | | | | | |
| Texas A&M | | | | | | | | | | | | | | | | | | | | | | | |
| Arkansas | | | | | | | | | | | | | | | | | | | | | | | |
| Arkansas | | | | | | | | | | | | | | | | | | | | | | | |
| Kentucky | | | | | | | | | | | | | | | | | | | | | | | |
| Auburn | | | | | | | | | | | | | | | | | | | | | | | |
| Arkansas | | | | | | | | | | | | | | | | | | | | | | | |
| Arkansas | | | | | | | | | | | | | | | | | | | | | | | |
| Alabama | | | | | | | | | | | | | | | | | | | | | | | |
| Mississippi St. | | | | | | | | | | | | | | | | | | | | | | | |
| Arkansas | | | | | | | | | | | | | | | | | | | | | | | |
| WKU | | | | | | | | | | | | | | | | | | | | | | | |
| Arkansas | | | | | | | | | | | | | | | | | | | | | | | |
| LSU | | | | | | | | | | | | | | | | | | | | | | | |
| Arkansas | | | | | | | | | | | | | | | | | | | | | | | |
| Missouri | | | | | | | | | | | | | | | | | | | | | | | |
| Arkansas | | | | | | | | | | | | | | | | | | | | | | | |

GAME 4: SAN JOSE STATE

ARKANSAS INDIVIDUAL SEASON-HIGHS

| | | |
|---------------------|----------|---|
| Rush Attempts | 20 | Rakeem Boyd, 9/14 vs. Colorado State |
| Yards Rushing | 122 | Rakeem Boyd, 9/14 vs. Colorado State |
| TD Rushes | 2 | Rakeem Boyd, 9/14 vs. Colorado State |
| Long Rush | 59 | Rakeem Boyd, 9/14 vs. Colorado State |
| Pass Attempts | 35 | Nick Starkel, 9/14 vs. Colorado State |
| Pass Completions | 20 | Nick Starkel, 9/14 at Colorado State |
| Yards Passing | 305 | Nick Starkel, 9/14 vs. Colorado State |
| TD Passes | 3 | Nick Starkel, 9/14 vs. Colorado State |
| Long Pass | 62 | Nick Starkel, 9/14 vs. Colorado State |
| Receptions | 6 (3x) | last Trey Knox, 9/14 vs. Colorado State |
| Yards Receiving | 92 | Trey Knox, 9/14 vs. Colorado State |
| TD Receptions | 1 (4x) | last Three Players, 9/14 vs. Colorado State |
| Long Reception | 62 | Cheyenne O'Grady, 9/14 vs. Colorado State |
| Field Goals | 2 (2x) | last C. Limpert, 9/14 vs. Colorado State |
| Long Field Goal | 54 | Connor Limpert, 9/14 vs. Colorado State |
| Punts | 6 | Sam Loy, 9/7 at Ole Miss |
| Punting Avg. | 44.0 | Sam Loy, 9/14 vs. Colorado State |
| Long Punt | 56 | Sam Loy, 9/14 vs. Colorado State |
| Punts Inside 20 | 2 (2x) | last Sam Loy, 9/7 at Ole Miss |
| Long Punt Return | 15 | Treyton Burks, 9/7 at Ole Miss |
| Long Kickoff Return | 37 | De'Vion Warren, 9/7 at Ole Miss |
| Tackles | 12 | De'Jon Harris, 9/14 vs. Colorado State |
| Sacks | 2.0 (2x) | M. Agim, K. Curl, 8/31 vs. Portland State |
| Tackles For Loss | 2.0 (2x) | M. Agim, K. Curl, 8/31 vs. Portland State |
| Interceptions | 1 (3x) | Three Players, 8/31 vs. Portland State |

ARKANSAS TEAM GAME-HIGHS

| | | |
|----------------------|--------|------------------------------|
| Rushes | 42 | 8/31 vs. Portland State |
| Yards Rushing | 215 | 9/14 vs. Colorado State |
| Yards Per Rush | 6.1 | 9/14 vs. Colorado State |
| TD Rushes | 3 | 9/14 vs. Colorado State |
| Pass Attempts | 41 | 9/7 at Ole Miss |
| Pass Completions | 25 | 9/7 at Ole Miss |
| Yards Passing | 305 | 9/14 vs. Colorado State |
| Yards Per Pass Comp. | 12.0 | 9/7 at Ole Miss |
| TD Passes | 3 | 9/14 vs. Colorado State |
| Total Plays | 77 | 8/31 vs. Portland State |
| Total Offense | 520 | 9/14 vs. Colorado State |
| Yards Per Play | 7.4 | 9/14 vs. Colorado State |
| Points | 55 | 9/14 vs. Colorado State |
| Sacks By | 6 | 8/31 vs. Portland State |
| First Downs | 26 | 8/31 vs. Portland State |
| Penalties | 7 (2x) | last 9/7 at Ole Miss |
| Penalty Yards | 70 | 8/31 vs. Portland State |
| Turnovers | 1 (3x) | last 9/14 vs. Colorado State |
| Interceptions By | 3 | 8/31 vs. Portland State |
| Punts | 6 | 9/7 at Ole Miss |
| Punting Avg | 44.0 | 9/14 vs. Colorado State |
| Long Punt | 56 | 9/14 vs. Colorado State |
| Punts inside 20 | 2 (2x) | last 9/7 at Ole Miss |

ARKANSAS' LONGEST PLAYS

| | | |
|---------------------|----|---|
| Rush | 59 | Rakeem Boyd, 9/14 vs. Colorado State |
| Pass | 62 | Starkel to O'Grady, 9/14 vs. Colorado State |
| Field Goal | 54 | Connor Limpert, 9/14 vs. Colorado State |
| Punt | 56 | Sam Loy, 9/14 vs. Colorado State |
| Punt Return | 15 | Treyton Burks, 9/7 at Ole Miss |
| Kickoff Return | 37 | De'Vion Warren, 9/7 at Ole Miss |
| Interception Return | 29 | Kamren Curl, 8/31 vs. Portland State |
| Fumble Return | 69 | Kamren Curl, 9/7 at Ole Miss |

OPPONENT INDIVIDUAL SEASON-HIGHS

| | | |
|---------------------|----------|--|
| Rush Attempts | 26 | Scottie Phillips, 9/7 at Ole Miss |
| Yards Rushing | 180 | Marvin Kinsey, 9/14 vs. Colorado State |
| TD Rushes | 2 | Scottie Phillips, 9/7 at Ole Miss |
| Long Rush | 75 | Marvin Kinsey, 9/14 vs. Colorado State |
| Pass Attempts | 24 | Matt Corral, 9/7 at Ole Miss |
| Pass completions | 16 | Matt Corral, 9/7 at Ole Miss |
| Yards Passing | 246 | Matt Corral, 9/7 at Ole Miss |
| TD Passes | 2 | Matt Corral, 9/7 at Ole Miss |
| Long Pass | 75 | Patrick O'Brien, 9/14 vs. Colorado State |
| Receptions | 7 | Elijah Moore, 9/7 at Ole Miss |
| Yards Receiving | 130 | Elijah Moore, 9/7 at Ole Miss |
| TD Receptions | 2 | Elijah Moore, 9/7 at Ole Miss |
| Long Reception | 75 | Dante Wright, 9/14 vs. Colorado State |
| Field Goals | 2 (2x) | last C. Camper, 9/14 vs. Colorado State |
| Long Field Goal | 50 | Cody Williams, 8/31 vs. Portland State |
| Punts | 6 | Ryan Stonehouse, 9/14 Colorado State |
| Punting Avg. | 49.5 | Mac Brown, 9/7 at Ole Miss |
| Long Punt | 56 | Ryan Stonehouse, 9/14 Colorado State |
| Punts Inside 20 | 2 | Mac Brown, 9/7 at Ole Miss |
| Long Punt Return | | |
| Long Kickoff Return | 32 | A. Hawkins, 9/14 vs. Colorado State |
| Tackles | 15 | Romeo Gunt, 8/31 vs. Portland State |
| Sacks | 1.0 (3x) | J. Bombek, 9/14 vs. Colorado State |
| Tackles for Loss | 1.5 (2x) | Williams, J. Jones, 9/7 at Ole Miss |
| Interceptions | 1 | Robert Holt, 8/31 vs. Portland State |

OPPONENT TEAM GAME-HIGHS

| | | |
|----------------------|---------|------------------------------|
| Rushes | 53 | 9/7 at Ole Miss |
| Yards Rushing | 237 | 9/7 at Ole Miss |
| Yards per Rush | 4.5 | 9/7 at Ole Miss |
| TD Rushes | 2 (2x) | last 9/14 vs. Colorado State |
| Pass Attempts | 33 (2x) | last 9/14 vs. Colorado State |
| Pass Completions | 20 | 9/14 vs. Colorado State |
| Yards Passing | 246 | 9/7 at Ole Miss |
| Yards per Pass Comp. | 15.4 | 9/7 at Ole Miss |
| TD Passes | 2 (2x) | last 9/14 vs. Colorado State |
| Total Plays | 77 | 9/7 at Ole Miss |
| Total Offense | 483 | 9/7 at Ole Miss |
| Yards per Play | 6.3 | 9/7 at Ole Miss |
| Points | 34 | 9/14 vs. Colorado State |
| Sacks By | 3 | 9/7 at Ole Miss |
| First Downs | 23 | 9/7 at Ole Miss |
| Penalties | 10 | 8/31 vs. Portland State |
| Penalty Yards | 85 | 8/31 vs. Portland State |
| Turnovers | 3 | 8/31 vs. Portland State |
| Interceptions By | 1 | 8/31 vs. Portland State |
| Punts | 6 | 9/14 vs. Colorado State |
| Punting Avg. | 49.5 | 9/7 at Ole Miss |
| Long Punt | 56 | 9/14 vs. Colorado State |
| Punts Inside 20 | 2 | 9/7 at Ole Miss |

OPPONENT'S LONGEST PLAYS

| | | |
|---------------------|----|--|
| Rush | 75 | Marvin Kinsey, 9/14 vs. Colorado State |
| Pass | 75 | Patrick O'Brien, 9/14 vs. Colorado State |
| Field Goal | 50 | Cody Williams, 8/31 vs. Portland State |
| Punt | 56 | Ryan Stonehouse, 9/14 vs. Colorado State |
| Punt Return | | |
| Kickoff Return | 32 | A. Hawkins, 9/14 vs. Colorado State |
| Interception Return | 17 | Robert Holt, 8/31 vs. Portland State |
| Fumble Return | | |

GAME 4: SAN JOSE STATE

THE LAST TIME ARKANSAS . . .

RUSHING

| | |
|---|--|
| Had 500+ yards rushing | vs. South Carolina, 2007 (542) |
| Had 400+ yards rushing | at Texas Tech, 2014 (438) |
| Had 400+ yards rushing in consecutive games | at Texas Tech, 2014 (438) |
| | vs. Nicholls, 2014 (495) |
| Had 300+ yards rushing | vs. Ole Miss, 2018 (300) |
| Had 300+ yards rushing in consecutive games | at Texas Tech, 2014 (438) |
| | vs. Nicholls, 2014 (495) |
| Had 300+ yards rushing in three consecutive games | at Alabama, 2007 (301) |
| | vs. Kentucky, 2007 (338) |
| | vs. North Texas, 2007 (446) |
| Had 300+ yards rushing in four consecutive games | vs. Troy, 2007 (350) |
| | at Alabama, 2007 (301) |
| | vs. Kentucky, 2007 (338) |
| | vs. North Texas, 2007 (446) |
| Had 250+ yards rushing | vs. Ole Miss, 2018 (300) |
| Had 200+ yards rushing | vs. Colorado State, 2019 (215) |
| Had 200+ yards in consecutive games | vs. Coastal Carolina, 2017 (259) and at Ole Miss, 2017 (265) |
| Had 70+ rushing attempts | at Kentucky, 2003 (71) |
| Had 60+ rushing attempts | at Texas Tech, 2014 (68) |
| Had 50+ rushing attempts | vs. Tulsa, 2018 (53) |
| Had 7+ rushing TDs | at Texas Tech, 2014 (7) |
| Had 6+ rushing TDs | vs. UT Martin, 2015 (6) |
| Had 6+ rushing TDs in consecutive games | vs. Nicholls, 2014 (6) |
| | at Texas Tech, 2014 (7) |
| Had 5+ rushing TDs | at Mississippi State, 2016 (5) |
| Had 5+ rushing TDs in consecutive games | vs. Nicholls, 2014 (6) |
| | at Texas Tech, 2014 (7) |
| Had 4+ rushing TDs | vs. Missouri, 2017 (4) |
| Had 4+ rushing TDs in consecutive games | vs. UT Martin, 2015 (6) and vs. Auburn, 2015 (4) |
| Had 3+ rushing TDs | vs. Colorado State, 2019 (3) |
| Had 3+ rushing TDs in consecutive games | vs. Texas A&M, 2017 (3) and vs. New Mexico State, 2017 (3) |
| Had 3+ rushing TDs in three straight games | at Texas Tech, 2014 (7) |
| | vs. NIU, 2014 (3) |
| | vs. Texas A&M, 2014 (3) |
| Had 2+ players with 100 yards rushing | at Mississippi State, 2016 (Williams III - 205, Whaley - 112) |
| Had 3+ players with 100 yards rushing | vs. North Texas, 2007 (McFadden - 138, Jones - 132, Barnett - 105) |

PASSING

| | |
|------------------------------------|----------------------------------|
| Had 500+ yards passing | vs. Texas A&M, 2011 (510) |
| Had 400+ yards passing | vs. Alabama, 2016 (400) |
| Had 300+ yards passing | vs. Colorado State, 2019 (305) |
| Had 200+ yards passing | vs. Colorado State, 2019 (305) |
| Had 50+ pass attempts | vs. Toledo, 2015 (53) |
| Had 40+ pass attempts | at Ole Miss, 2019 (41) |
| Had 30+ pass attempts | vs. Colorado State, 2019 (35) |
| Had 30+ pass completions | vs. Mississippi State, 2015 (30) |
| Had 25+ pass completions | at Ole Miss, 2019 (25) |
| Had 20+ pass completions | vs. Colorado State, 2019 (20) |
| Had fewer than 10 pass completions | vs. TCU, 2017 (9) |
| Had 7+ passing TDs | vs. Mississippi State, 2015 (7) |
| Had 6+ passing TDs | vs. Mississippi State, 2015 (7) |
| Had 5+ passing TDs | vs. Mississippi State, 2015 (7) |
| Had 4+ passing TDs | vs. Eastern Illinois, 2018 (4) |
| Had 3+ passing TDs | vs. Colorado State, 2019 (3) |
| Had 4+ passes intercepted | vs. North Texas, 2018 (6) |
| Had 3+ passes intercepted | vs. North Texas, 2018 (6) |

RECEIVING

| | |
|--|--|
| Had two players with 100 yards receiving | at Ole Miss, 2015 (Morgan - 122, Reed - 105) |
| Had 10+ different receivers catch a pass | at Ole Miss, 2019 (10) |
| Had 9+ different receivers catch a pass | at Ole Miss, 2019 (10) |
| Had 8+ different receivers catch a pass | vs. Colorado State, 2019 (8) |
| Had multiple players catch 7+ passes in a game | vs. Mississippi State, 2015 (2) |
| | (Morgan - 7 & Henry - 7) |

COMBINATION OFFENSE

| | |
|--|--|
| Had one 300-yard passer and one 100-yard rusher in a game | vs. Colorado State, 2019 |
| | (Starkel - 305 pass & Boyd - 122 rush) |
| Had one 300-yard passer and one 200-yard rusher in a game | at Mississippi State, 2016 |
| | (Allen - 303 pass & Williams III - 205 rush) |
| Had one 100-yard receiver and one 100-yard rusher in a game | at Missouri, 2016 |
| | (Hatcher - 106 receiving & Williams III - 117 rush) |
| Had one 100-yard receiver and one 100-yard rusher in consecutive games | at Missouri, 2016 |
| | (Hatcher - 106 receiving & Williams III - 117 rush) |
| Had one 200-yard rusher and one 100-yard receiver in a game | vs. South Carolina, 2006 |
| | (McFadden - 219 rushing & Monk - 192 receiving) |
| Had one 150-yard rusher and one 150-yard receiver in a game | vs. Texas A&M, 2015 |
| | (Collins - 151 rushing & Morgan - 155 receiving) |
| Had four different receivers catch a touchdown pass | at Mississippi State, 2015 |
| | (Sprinkle - 3, Henry - 2, Morgan - 1, Cornelius - 1) |
| Had two 100-yard rushers | at Mississippi State, 2015 |
| | (Williams III - 205 & Whaley - 112) |
| Had two 100-yard rushers in consecutive games | at Texas Tech, 2014 (Collins - 145 & Williams - 212) |
| | vs. Nicholls, 2014 (Collins - 143 & Williams - 131) |

| | |
|---|---|
| Had a 200-yard rusher and a 100-yard rusher in a game | at Mississippi State, 2015 |
| | (Williams III - 205 & Whaley - 112) |
| Had two 150-yard rushers in a game | vs. South Carolina, 2007 |
| | (McFadden - 321 & Jones - 166) |
| Had three 100-yard rushers in a game | vs. North Texas, 2007 |
| | (McFadden - 138, Jones - 132 & Barnett - 105) |
| Had two 100-yard receivers in a game | at Ole Miss, 2015 |
| | (Morgan - 122 & Reed - 105) |

TOTAL OFFENSE

| | |
|---|----------------------------------|
| Had 700+ yards total offense | vs. North Texas, 2007 (713) |
| Had 600+ yards total offense | at Mississippi State, 2016 (663) |
| Had 550+ yards total offense | vs. Colorado State, 2019 (520) |
| Had 500+ yards total offense | vs. Colorado State, 2019 (520) |
| Had 400+ yards total offense | vs. Vanderbilt, 2018 (447) |
| Had 500+ yards total offense in consecutive games | at Mississippi State, 2016 (661) |
| | at Missouri, 2016 (503) |
| Had 85+ plays total offense | at Missouri, 2016 (85) |
| Had 80+ plays total offense | at Ole Miss, 2017 (83) |
| Had 75+ plays total offense | vs. Portland State, 2019 (77) |

SCORING

| | |
|---|---|
| Scored 70+ points | vs. Nicholls, 2014 (73) |
| Scored 60+ points | vs. UT Martin, 2015 (63) |
| Scored 50+ points | vs. Colorado State, 2019 (55) |
| Scored 40+ points | vs. Colorado State, 2019 (55) |
| Scored 30+ points | vs. Colorado State, 2019 (55) |
| Scored 40+ points in three consecutive games | vs. Auburn, 2015 (54) |
| | vs. UT Martin, 2015 (63) |
| | at Ole Miss, 2015 (53) |
| Scored 30+ points in five consecutive games | vs. Auburn, 2015 (54) |
| | vs. UT Martin, 2015 (63) |
| | at Ole Miss, 2015 (53) |
| | at LSU, 2015 (31) |
| | vs. Mississippi State, 2015 (50) |
| Scored 40+ points in a half | vs. Nicholls, 2014 (56) |
| Scored 30+ points in a half | at Eastern Illinois, 2018 (38) |
| Scored 35+ points in a quarter | vs. Nicholls, 2014 (35) |
| Scored 28+ points in a quarter | vs. Eastern Illinois, 2018 (2nd-28) |
| Scored 50+ points in consecutive games | at Ole Miss, 2015 (53) |
| | vs. UT Martin, 2015 (63) |
| Scored 50+ points in three consecutive games | vs. Auburn, 2015 (54) |
| | at Ole Miss, 2015 (53) |
| | vs. UT Martin, 2015 (63) |
| Scored 50+ points in consecutive SEC games | vs. Auburn, 2015 (54) |
| | at Ole Miss, 2015 (53) |
| Both teams combined for 100+ points | at Mississippi State, 2016 (W, 58-42) |
| Allowed 60+ points | vs. Alabama, 2018 (65) |
| Allowed 50+ points | at Mississippi State, 2018 (52) |
| Allowed 40+ points | at Mississippi State, 2018 (52) |
| Allowed 30+ points | vs. Colorado State, 2019 (34) |
| Was held scoreless | at Missouri, 2018 (38-0) |
| Was held scoreless at Donald W. Reynolds Razorback Stadium | vs. Alabama, 2012 (52-0) |
| Was held scoreless on the road | at Missouri, 2018 (38-0) |
| Was held scoreless at a neutral site | vs. Ole Miss, 1959 (28-0) |
| Won a game without a rushing TD | vs. Kansas State, 2011 |
| Won a game without a passing TD | vs. Portland State, 2019 |
| Won a game in the last 25 seconds of regulation with a TD | at Georgia, 2010 |
| Won a game in the last 25 seconds of regulation with a field goal | at Ole Miss, 2017 |
| Held opponent scoreless | vs. Tulsa, 2018 (23-0) |
| Held opponent scoreless at Donald W. Reynolds Razorback Stadium | vs. Tulsa, 2018 (23-0) |
| Held opponent scoreless on the road | at South Carolina, 2002 (23-0) |
| Held opponent without a touchdown | vs. Ole Miss, 2018 (23-0) |
| Held opponent without an offensive touchdown | vs. Tulsa, 2018 (23-0) |
| Held two opponents scoreless in one season | vs. LSU, 2014 (17-0) |
| | vs. Ole Miss, 2014 (30-0) |
| Held three opponents scoreless in one season | vs. Tulsa, 1982 (38-0) |
| | vs. TCU, 1982 (35-0) |
| | vs. Texas A&M, 1982 (35-0) |
| Held an opponent scoreless in consecutive games | vs. LSU, 2014 (17-0) |
| | vs. Ole Miss, 2014 (30-0) |
| Held an SEC opponent scoreless | vs. Ole Miss, 2014 (30-0) |
| Held an SEC opponent scoreless in consecutive games | vs. LSU, 2014 (17-0) |
| | vs. Ole Miss, 2014 (30-0) |
| | vs. LSU, 2014 (17-0) |
| | vs. Ole Miss, 2014 (30-0) |
| Scored on the first offensive play of the game | vs. Nicholls, 2014 (Hatcher - 82-yard rush) |
| Scored on the first offensive series of the game | vs. Colorado State, 2019 (Knox 24-yd pass) |
| Scored a two-point conversion passing | vs. Coastal Carolina, 2017 (Cole Kelley to Jeremy Patton) |
| Scored a two-point conversion rushing | at Mississippi State, 2016 (Keon Hatcher rush) |
| Had three players with 2 TDs in a game | vs. Eastern Michigan, 2009 (Green - 2, Davis - 2 & Adams - 2) |

THE LAST TIME ARKANSAS . . .

DEFENSE

Held opponent to 10 or fewer first downs: . . . vs. Florida A&M, 2017 (9)
 Held opponent to 0 or fewer yards rushing: . . . vs. Wisconsin, 2007 (-5)
 Held opponent to 25 or fewer yards rushing: . . . vs. New Mexico State, 2017 (11)
 Held opponent to 50 or fewer yards rushing: . . . at Colorado State, 2018 (40)
 Held opponent to 50 or fewer yards passing: . . . vs. Vanderbilt, 2010 (36)
 Held opponent to 100 or fewer yards rushing: . . . vs. Portland State, 2019 (75)
 Held opponent to 100 or fewer yards passing: . . . vs. Florida A&M, 2017 (95)
 Held opponent to 200 or fewer yards total offense: . . . vs. Florida A&M, 2017 (175)
 Held opponent to 250 or fewer yards total offense: . . . vs. Portland State, 2019 (230)
 Held opponent to 300 or fewer yards total offense: . . . vs. Portland State, 2019 (230)
 Intercepted 5+ passes: . . . vs. Florida International, 2007 (5)
 Intercepted 4+ passes: . . . vs. Mississippi State, 2007 (4)
 Intercepted 3+ passes: . . . vs. Portland State, 2019 (3)
 Scored a safety: . . . vs. Toledo, 2015
 Recorded 8+ sacks: . . . at Auburn, 2012 (8)
 Recorded 7+ sacks: . . . at Auburn, 2012 (8)
 Recorded 6+ sacks: . . . vs. Portland State, 2019 (6)
 Recorded 5+ sacks: . . . vs. Portland State, 2019 (230)
 Recorded 4+ sacks: . . . vs. Portland State, 2019 (230)
 Had 3 players with 10+ tackles: . . . vs. LSU, 2018
 . . . DeJon Harris (12), Dre Greenlaw (12), Santos Ramirez (10)

SPECIAL TEAMS

Returned a punt for a TD: . . . vs. Kansas State, 2011 (Adams - 51 yards)
 Returned two punts for TDs: . . . vs. Missouri State, 2011 (Adams - 61 yards, 69 yards)
 Returned a blocked punt for a TD: . . . vs. Eastern Michigan, 2009 (Armbrust - 1 yard)
 Returned a kickoff for a TD: . . . vs. Auburn, 2017 (Warren - 100)
 Returned a game-opening kickoff for a TD: . . . vs. Northern Illinois, 2014 (Marshall - 97)
 Returned a season-opening kickoff for a TD: . . . vs. Missouri State, 2009 (D. Johnson - 91 yards)
 Returned a blocked FG for a TD: . . . at Mississippi State, 2004 (Brown - 76 yards)
 Blocked one punt: . . . at Alabama, 2015 (Sprinkle)
 Punted 10+ times: . . . at Auburn, 2016 (10)
 Did not punt: . . . vs. Alcorn State, 2016
 Blocked a field goal: . . . vs. Alcorn State, 2016 (Dan Skipper)
 Had a punt blocked: . . . at Auburn, 2018 (Jordyn Peters)
 Scored on a fake punt: . . . vs. Texas A&M, 2014 (Sam Irwin-Hill - 51 yard rush)
 Scored on a fake field goal: . . . vs. UAB, 2014 (Sebastian Tretola 6 yard pass to Alan D'Appollonio)
 Had a field goal blocked: . . . vs. Kansas State, 2015/16 (Marquel Bryant)
 Blocked a PAT kick: . . . vs. Eastern Illinois, 2018 (Bumper Pool)
 Missed a kicking PAT: . . . at Alabama, 2017 (Connor Limpert)
 Had a kicking PAT blocked: . . . vs. Georgia, 2014 (Ray Drew)

MISCELLANEOUS

Had 35+ first downs: . . . at Ole Miss, 2015 (35)
 Had 30+ first downs: . . . vs. Kansas State, 2015 (30)
 Had 25+ first downs: . . . vs. Portland State, 2019 (26)
 Had 20+ first downs: . . . vs. Colorado State, 2019 (23)
 Had 20+ passing first downs: . . . vs. Mississippi State, 2015 (21)
 Had 20+ rushing first downs: . . . at Texas Tech, 2014 (24)
 Had 15+ penalties: . . . vs. Air Force, 1975 (17)
 Had 10+ penalties: . . . vs. North Texas, 2018 (10)
 Had 100+ yards in penalties: . . . vs. Texas A&M, 2011 (112)
 Had 35 minutes+ of possession time: . . . vs. Tulsa, 2018 (35:26)
 Was involved in an overtime game: . . . vs. Texas A&M, 2017 (L, 50-43)
 Defeated a ranked opponent: . . . vs. No. 10 Florida, 2016 (31-10)
 Defeated a ranked opponent on the road: . . . at No. 15 TCU, 2016 (41-38)
 Defeated ranked opponents in consecutive games: . . . at No. 18 Ole Miss, 2015 (53-52, OT)
 . . . at No. 9 LSU, 2015 (31-14)
 Won game on final offensive play: . . . at Ole Miss, 2017 (34-yard field goal)
 Zero sacks allowed in a game: . . . vs. Tulsa, 2018
 Zero sacks allowed in consecutive games: . . . vs. Toledo, 2015
 . . . vs. Texas Tech, 2015
 Zero sacks allowed in three consecutive games: . . . vs. UTEP, 2015
 . . . vs. Toledo, 2015
 . . . vs. Texas Tech, 2015
 Came back from 15+ points down to win: . . . at Ole Miss, 2017 (down 24 - won 38-37)
 Recorded more points than plays: . . . vs. UT Martin, 2015 (63 points, 56 plays)

THE LAST TIME AN ARKANSAS PLAYER...

RUSHING

| | |
|--|--|
| Rushed 40+ times: | DeCori Birmingham at Kentucky, 2003 (40) |
| Rushed 35+ times: | Michael Smith at Kentucky, 2008 (35) |
| Rushed 30+ times: | Alex Collins vs. Missouri, 2015 (30) |
| Rushed 25+ times: | Devwah Whaley at Colorado State, 2018 (26) |
| Rushed for 300+ yards: | Darren McFadden vs. South Carolina, 2007 (321) |
| Rushed for 250+ yards: | Darren McFadden vs. South Carolina, 2007 (321) |
| Rushed for 200+ yards: | Rawleigh Williams III at Mississippi State, 2016 (205) |
| Rushed for 175+ yards: | Rawleigh Williams III at Mississippi State, 2016 (205) |
| Rushed for 150+ yards: | Devwah Whaley at Colorado State, 2018 (165) |
| Rushed for 125+ yards: | Devwah Whaley at Colorado State, 2018 (165) |
| Rushed for 100+ yards: | Rakeem Boyd vs. Colorado State, 2019 (122) |
| Rushed for 100+ yards as a true freshman in his first career game: | Chase Hayden vs. Florida A&M, 2017 (120) |
| Rushed for 100+ yards (quarterback): | Matt Jones vs. Ole Miss, 2004 (126) |
| Rushed for 150+ yards in consecutive games: | Alex Collins at Texas Tech, 2015 (170) |
| | vs. Texas A&M, 2015 (151) |
| | at Tennessee, 2015 (154) |
| Rushed for 100+ yards in consecutive games: | Rakeem Boyd vs. Alabama, 2018 (102) |
| | vs. Ole Miss, 2018 (109) |
| Rushed for 5+ touchdowns: | Alex Collins vs. UT Martin, 2015 (5) |
| Rushed for 4+ touchdowns: | Rawleigh Williams III at Mississippi State, 2016 (4) |
| Rushed for 3+ touchdowns: | Rawleigh Williams III at Mississippi State, 2016 (4) |
| Rushed for 3+ touchdowns (quarterback): | Matt Jones vs. New Mexico State, 2003 (3) |
| Rushed for 2+ touchdowns: | Rakeem Boyd vs. Colorado State, 2019 (2) |
| Had three players rush for touchdowns: | Hammonds (1), Whaley (1), Cantrell (1) and Kelley (1) vs. Coastal Carolina, 2017 |
| Had four players rush for touchdowns: | Hammonds (1), Whaley (1), Cantrell (1) and Kelley (1) vs. Coastal Carolina, 2017 |
| Had a run of 80+ yards: | T.J. Hammonds vs. Coastal Carolina, 2017 (88) |
| Had a run of 70+ yards: | T.J. Hammonds vs. Coastal Carolina, 2017 (88) |
| Had a run of 60+ yards: | Rakeem Boyd vs. Ole Miss, 2018 (69) |
| Had a run of 50+ yards: | Rakeem Boyd vs. Colorado State, 2019 (59) |
| Had multiple players with a run of 50+ yards: | Rawleigh Williams III (72) & Devwah Whaley (50) at Mississippi State, 2016 |

PASSING

| | |
|---|---|
| Passed for 500+ yards: | Tyler Wilson vs. Texas A&M, 2011 (510) |
| Passed for 450+ yards: | Tyler Wilson vs. Texas A&M, 2011 (510) |
| Passed for 400+ yards: | Austin Allen vs. Alabama, 2016 (400) |
| Passed for 300+ yards: | Nick Starkel vs. Colorado State, 2019 (305) |
| Passed for 250+ yards: | Nick Starkel vs. Colorado State, 2019 (305) |
| Passed for 200+ yards: | Nick Starkel vs. Colorado State, 2019 (305) |
| Attempted 50+ passes: | Brandon Allen vs. Toledo, 2015 (53) |
| Attempted 45+ passes: | Austin Allen vs. Alabama, 2016 (48) |
| Attempted 35+ passes: | Nick Starkel vs. Colorado State, 2019 (35) |
| Attempted 30+ passes: | Nick Starkel vs. Colorado State, 2019 (35) |
| Completed 20+ passes: | Nick Starkel vs. Colorado State, 2019 (20) |
| Threw 4+ touchdown passes: | Brandon Allen vs. Mississippi State, 2015 (7) |
| Threw 3+ touchdown passes: | Nick Starkel vs. Colorado State, 2019 (3) |
| Threw 2+ touchdown passes: | Nick Starkel vs. Colorado State, 2019 (3) |
| Threw 2+ touchdown passes in consecutive games: | Austin Allen vs. Texas A&M, 2017 (2) |
| | vs. New Mexico State, 2017 (3) |
| Threw 5+ interceptions: | Lamar McHan at SMU, 1951 (5) |
| Threw 4+ interceptions: | Cole Kelley vs. North Texas, 2018 (4) |
| Threw 3+ interceptions: | Cole Kelley vs. North Texas, 2018 (4) |
| Completed pass for 90+ yards: | Matt Jones at Tennessee, 2002 (92) |
| Completed pass for 80+ yards: | Tyler Wilson vs. Rutgers, 2012 (80) |
| Completed pass for 70+ yards: | Austin Allen vs. Texas State, 2016 (73) |
| Completed pass for 60+ yards: | Nick Starkel vs. Colorado State, 2019 (62) |
| Completed pass for 50+ yards: | Nick Starkel vs. Colorado State, 2019 (62) |

RECEIVING

| | |
|--|--|
| Caught 10+ passes: | Cobi Hamilton vs. LSU, 2012 (10) |
| Caught 9+ passes: | Drew Morgan at Ole Miss, 2015 (9) |
| Caught 8+ passes: | Jonathan Nance at South Carolina, 2017 (8) |
| Caught 7+ passes: | Cheyenne O'Grady vs. Alabama, 2018 (7) |
| Caught 10+ passes in consecutive games: | Cobi Hamilton vs. Tulsa, 2012 (11) |
| | vs. Ole Miss, 2012 (12) |
| Had 300+ yards receiving: | Cobi Hamilton vs. Rutgers, 2012 (303) |
| Had 200+ yards receiving: | Cobi Hamilton vs. Rutgers, 2012 (303) |
| Had 175+ yards receiving: | Cobi Hamilton vs. Tulsa, 2012 (177) |
| Had 150+ yards receiving: | Drew Morgan vs. Texas A&M, 2015 (155) |
| Had 100+ yards receiving: | Jordan Jones vs. Eastern Illinois, 2018 (132) |
| Had 100+ yards receiving in consecutive games: | Jordan Jones vs. Missouri, 2017 (122) |
| | vs. Eastern Illinois, 2018 (132) |
| Had 100+ yards receiving (tight end): | Hunter Henry vs. Mississippi State, 2015 (129) |
| Caught 3+ TD passes: | Jeremy Sprinkle vs. Mississippi State, 2015 (3) |
| Caught 2+ TD passes: | Cheyenne O'Grady vs. LSU, 2018 (2) |
| Caught 2+ TD passes (tight end): | Cheyenne O'Grady vs. LSU, 2018 (2) |
| 2+ tight ends caught TD passes: | Hunter Henry (2) & Jeremy Sprinkle (3) vs. Mississippi State, 2015 |

TOTAL OFFENSE

| | |
|---|--|
| Had 450+ yards total offense: | Tyler Wilson vs. Texas A&M, 2011 (481) |
| Had 400+ yards total offense: | Brandon Allen vs. Mississippi State, 2015 (411) |
| Had 350 yards+ total offense: | Austin Allen vs. Alabama, 2016 (390) |
| Had 300 yards+ total offense: | Nick Starkel vs. Colorado State, 2019 (301) |
| Had 100 yards both passing and rushing: | Matt Jones vs. Ole Miss, 2004 (Rushing - 126, Passing - 108) |

SCORING

| | |
|---------------------------------------|--|
| Accounted for 5+ touchdowns: | Rawleigh Williams III at Mississippi State, 2016 (5) |
| Accounted for 4+ touchdowns: | Ty Storey vs. Eastern Illinois, 2018 (4) |
| Accounted for 3+ touchdowns: | Ty Storey vs. Eastern Illinois, 2018 (4) |
| Scored 4+ touchdowns: | Rawleigh Williams III at Mississippi State, 2016 (5) |
| Scored 3+ touchdowns: | Rawleigh Williams III at Mississippi State, 2016 (5) |
| Scored 2+ touchdowns: | Rakeem Boyd vs. Colorado State, 2019 (2) |
| Multiple players score 2+ touchdowns: | Chase Hayden (2) and Jonathan Nance (2) vs. New Mexico State, 2017 |

DEFENSE

| | |
|---|--|
| Intercepted 3+ passes: | Michael Grant vs. Louisiana-Monroe, 2006 (3) |
| Intercepted 2+ passes: | Dre Greenlaw vs. Texas A&M, 2018 (2) |
| Recovered 2+ fumbles: | Chevin Calloway vs. Eastern Illinois, 2018 (2) |
| Forced 2+ fumbles: | McTelvin Agim at Colorado State, 2018 (2) |
| Recorded 5+ sacks: | Wayne Martin vs. Ole Miss, 1988 (5.0) |
| Recorded 3+ sacks: | Chris Smith vs. Southern Miss, 2013 (3.0-22) |
| Recorded 2+ sacks: | McTelvin Agim, Kamren Curl vs. Portland State, 2018 (2.0-9, 2.0-9) |
| Recorded 5+ tackles for loss: | Jermaine Brooks vs. Auburn, 2001 (5-16) |
| Recorded 3+ tackles for loss: | McTelvin Agim vs. Tulsa, 2018 (3.5-18) |
| Recorded 20+ tackles: | Jerry Franklin at Mississippi State, 2010 (20) |
| Recorded 10+ tackles: | Santos Ramirez at Mississippi State, 2018 (10) |
| Recorded 10+ tackles in back-to-back games: | Santos Ramirez vs. LSU (10) |
| | at Mississippi State (11) |
| Recorded 10+ tackles in three straight games: | DeJon Harris vs. Texas A&M, 2018 (16) |
| | vs. Alabama, 2018 (11) |
| | vs. Ole Miss, 2018 (13) |
| Recorded 15+ tackles in back-to-back games: | Tony Bua vs. Kentucky, 2003 (15) |
| | vs. South Carolina, 2003 (19) |
| Recorded 15+ tackles twice in one season: | Brooks Ellis vs. Alabama, 2015 (15) |
| | vs. Mississippi State, 2015 (15) |
| Returned an interception for a touchdown: | Santos Ramirez vs. Florida, 2016 |
| Returned a fumble for a touchdown: | Kamren Curl (69) at Ole Miss, 2019 |

SPECIAL TEAMS

| | |
|------------------------------------|---|
| Scored 10+ points kicking: | Connor Limpert vs. Eastern Illinois, 2018 (13) |
| Made 5+ field goals: | Kendall Trainor vs. Texas A&M, 1988 (5) |
| Made 4+ field goals: | Connor Limpert vs. Ole Miss, 2018 (4) |
| Made two field goals of 50+ yards: | Steve Little vs. Oklahoma State, 1976 (53 & 57) |
| Made one field goal of 50+ yards: | Connor Limpert vs. Colorado State, 2019 (54) |
| Kicked a punt of 70+ yards: | Sam Irwin-Hill vs. South Carolina, 2013 (79) |
| Kicked a punt of 60+ yards: | Reid Bauer vs. Ole Miss, 2018 (64) |
| Punted 10+ times: | Toby Baker at Auburn, 2016 (10) |
| Totaled 175+ kick return yards: | DeCori Birmingham vs. Alabama, 2002 (197) |
| Totaled 150+ kick return yards: | Dennis Johnson at Texas, 2008 (150) |
| Totaled 100+ kick return yards: | De'Vion Warren at Coastal Carolina, 2017 (104) |
| Totaled 50+ punt return yards: | D.J. Dean vs. Nicholls, 2014 (94) |

GAME 4: SAN JOSE STATE

THE LAST TIME AN OPPONENT ...

RUSHING

| | |
|---------------------------|---------------------------------|
| Had 500+ yards rushing: | at Auburn, 2016 (543) |
| Had 400+ yards rushing: | at Auburn, 2016 (543) |
| Had 300+ yards rushing: | Auburn, 2017 (345) |
| Had 200+ yards rushing: | Colorado State, 2019 (220) |
| Had 70+ rushing attempts: | at Mississippi State, 2010 (70) |
| Had 60+ rushing attempts: | Missouri, 2017 (60) |
| Had 50+ rushing attempts: | at Ole Miss, 2019 (53) |
| Had 7+ rushing TDs: | at Auburn, 2016 (7) |
| Had 6+ rushing TDs: | at Auburn, 2016 (7) |
| Had 5+ rushing TDs: | Auburn, 2017 (5) |
| Had 4+ rushing TDs: | Vanderbilt, 2018 (4) |

PASSING

| | |
|---------------------------|--------------------------------|
| Had 500+ yards passing: | Mississippi State, 2015 (508) |
| Had 400+ yards passing: | Missouri, 2017 (448) |
| Had 300+ yards passing: | Ole Miss, 2018 (387) |
| Had 200+ yards passing: | Colorado State, 2019 (246) |
| Had 60+ pass attempts: | Louisiana-Monroe, 2012 (68) |
| Had 50+ pass attempts: | at Colorado State, 2018 (50) |
| Had 40+ pass attempts: | North Texas, 2018 (46) |
| Had 30+ pass attempts: | Colorado State, 2019 (33) |
| Had 40+ pass completions: | Louisiana-Monroe, 2012 (42) |
| Had 30+ pass completions: | at Colorado State, 2018 (32) |
| Had 25+ pass completions: | Ole Miss, 2018 (26) |
| Had 20+ pass completions: | Colorado State, 2019 (20) |
| Had 5+ passing TDs: | at Mississippi State, 2018 (5) |
| Had 4+ passing TDs: | at Mississippi State, 2018 (5) |
| Had 3+ passing TDs: | at Mississippi State, 2018 (5) |

RECEIVING

| | |
|---|---|
| Had two players with 100-yards receiving in a game: | Alabama, 2018 (Jerry Jeudy, 135 - Irv Smith Jr., 123) |
| Had 4+ players catch 5+ passes: | at TCU, 2016 (Kyle Hicks - 8, K. Turpin - 7, Ty Slanina - 7 & Desmond White - 5) |
| Had 3+ players catch 5+ passes: | Missouri, 2017 (J'Mon Moore - 10, Al Okwuegbunam - 5, Nate Brown - 5) |
| Had 10+ players catch a pass: | UT Martin, 2015 (10) |
| Had 8+ players catch a pass: | Colorado State, 2019 (8) |

TOTAL OFFENSE

| | |
|-------------------------------|------------------------------------|
| Had 700+ yards total offense: | at Southern California, 2005 (736) |
| Had 650+ yards total offense: | Missouri, 2017 (696) |
| Had 600+ yards total offense: | Ole Miss, 2018 (611) |
| Had 550+ yards total offense: | Ole Miss, 2018 (611) |
| Had 500+ yards total offense: | Ole Miss, 2018 (611) |
| Had 400+ yards total offense: | Colorado State, 2019 (425) |
| Had 100+ plays total offense: | Missouri, 2017 (102) |
| Had 90+ plays total offense: | Missouri, 2017 (102) |
| Had 80+ plays total offense: | Eastern Illinois, 2018 (81) |
| Had 75+ plays total offense: | vs. North Texas, 2018 (75) |

SCORING

| | |
|---|-----------------------------------|
| Scored 70+ points: | at Southern California, 2005 (70) |
| Scored 60+ points: | Alabama, 2018 (65) |
| Scored 50+ points: | at Mississippi State, 2018 (52) |
| Scored 40+ points: | at Mississippi State, 2018 (52) |
| Scored 30+ points: | Colorado State, 2019 (34) |
| Scored a two-point conversion rushing: | at LSU, 2007 |
| Scored a two-point conversion passing: | at Colorado State, 2018 |
| Failed on a two-point conversion attempt: | vs. Texas A&M, 2017 |

TURNOVERS

| | |
|---|------------------------------------|
| Had 5+ fumbles: | Eastern Illinois, 2018 (6, lost 5) |
| Had 4+ fumbles lost: | Eastern Illinois, 2018 (5) |
| Had 3+ fumbles lost: | Eastern Illinois, 2018 (5) |
| Committed 5+ turnovers: | Eastern Illinois, 2018 (5) |
| Did not commit a turnover: | Vanderbilt, 2018 |
| Intercepted 8+ Arkansas passes: | at SMU, 1951 (8) |
| Intercepted 7+ Arkansas passes: | at SMU, 1951 (8) |
| Intercepted 6+ Arkansas passes: | North Texas, 2018 (6) |
| Intercepted 5+ Arkansas passes: | North Texas, 2018 (6) |
| Intercepted 4+ Arkansas passes: | North Texas, 2018 (6) |
| Intercepted 3+ Arkansas passes: | North Texas, 2018 (6) |
| Returned an interception for a touchdown: | Alabama, 2018 |
| Returned a fumble for a touchdown: | at Missouri, 2018 |

DEFENSE

| | |
|---|--------------------------------------|
| Held Arkansas to 10 or fewer first downs: | at Alabama, 2015 (10) |
| Recorded 9+ sacks: | Oklahoma, 2001 (9.0-55) |
| Recorded 8+ sacks: | Oklahoma, 2001 (9.0-55) |
| Recorded 7+ sacks: | Alabama, 2016 (7.0-53) |
| Recorded 6+ sacks: | vs. Auburn, 2017 (6.0-34) |
| Scored a safety: | at Auburn, 2008 |
| Held Arkansas to 50 or fewer yards rushing: | LSU, 2018 (16) |
| Held Arkansas to 25 or fewer yards rushing: | LSU, 2018 (16) |
| Held Arkansas to 100 or fewer yards passing: | at Texas Tech, 2014 (61) |
| Held Arkansas to 50 or fewer yards passing: | South Carolina, 2013 (30) |
| Held Arkansas to 300 or less yards total offense: | at Missouri, 2018 (187) |
| Held Arkansas to 200 or less yards total offense: | at Missouri, 2018 (187) |
| Held Arkansas to 100 or fewer yards both rushing & passing: | Alabama, 2012 (Rush - 58, Pass - 79) |

SPECIAL TEAMS

| | |
|--|------------------------|
| Returned a punt for a TD: | North Texas, 2018 |
| Returned a kickoff for a TD: | vs. Texas A&M, 2018 |
| Punted 10+ times: | Chattanooga, 2007 (12) |
| Punted 10+ times in consecutive games: | North Texas, 2007 (10) |
| Did not punt: | Chattanooga, 2007 (12) |
| Missed a kicking PAT: | Alabama, 2018 |
| Missed two kicking PATs: | Eastern Illinois, 2018 |
| Blocked a field goal: | at LSU, 2017 |
| Blocked a punt: | Kansas State, 2015 |
| | at Auburn, 2018 |

MISCELLANEOUS

| | |
|---|---|
| Had 30+ first downs: | Ole Miss, 2018 (32) |
| Had 10+ penalties: | Portland State, 2019 (10) |
| Had 100+ yards in penalties: | North Texas, 2018 (102) |
| Had 35+ minutes of possession time: | LSU, 2018 (35:47) |
| Had two 100-yard rushers and one 100-yard receiver: | Texas A&M, 2017 (Kellen Mond - 109 rushing, Keith Ford - 102 rushing & Christian Kirk - 110 receiving) |
| Had one 100-yard rusher and one 100-yard receiver: | at Ole Miss, 2019 (Scottie Phillips - 143 rushing & Elijah Moore - 130 receiving) |
| Had one 100-yard rusher and two 100-yard receivers: | Alabama, 2018 (Damien Harris - 111 rushing, Jerry Jeudy - 135 receiving & Irv Smith Jr. - 123 receiving) |

LAST TIME AN INDIVIDUAL OPPONENT . . .

INDIVIDUAL RUSHING

| | |
|---------------------------|---|
| Rushed 40+ times: | Travis Stephens (41), Tennessee (2001) |
| Rushed 35+ times: | Ish Witter (39), Missouri (2017) |
| Rushed 30+ times: | Ish Witter (39), Missouri (2017) |
| Rushed for 200+ yards: | Derrius Guice (252), LSU (2016) |
| Rushed for 175+ yards: | Marvin Kinsey (180), Colorado State (2019) |
| Rushed for 150+ yards: | Marvin Kinsey (180), Colorado State (2019) |
| Rushed for 125+ yards: | Marvin Kinsey (180), Colorado State (2019) |
| Rushed for 100+ yards: | Marvin Kinsey (180), Colorado State (2019) |
| Rushed for 4+ touchdowns: | Nick Fitzgerald (4), Mississippi State (2016) |
| Rushed for 3+ touchdowns: | Ke'Shawn Vaughn (3), vs. Vanderbilt (2018) |
| Had a run of 80+ yards: | Johnathon Johnson (82), Missouri (2016) |
| Had a run of 70+ yards: | Marvin Kinsey (75), Colorado State (2019) |
| Had a run of 60+ yards: | Marvin Kinsey (75), Colorado State (2019) |
| Had a run of 50+ yards: | Marvin Kinsey (75), Colorado State (2019) |

INDIVIDUAL PASSING

| | |
|---------------------------------|---|
| Passed for 500+ yards: | Dak Prescott (508), Mississippi State (2015) |
| Passed for 450+ yards: | Dak Prescott (508), Mississippi State (2015) |
| Passed for 400+ yards: | Drew Lock (448), Missouri (2017) |
| Passed for 300+ yards: | Jordan Ta'amu (387), vs. Ole Miss (2018) |
| Attempted 60+ passes: | Kolton Browning (67), Louisiana-Monroe (2012) |
| Attempted 50+ passes: | Kenny Hill (56), TCU (2016) |
| Attempted 40+ passes: | Mason Fine (45), North Texas (2018) |
| Completed 40+ passes: | Kolton Browning (42), Louisiana-Monroe (2012) |
| Completed 30+ passes: | K.J. Carta-Samuels (37), at Colorado State (2018) |
| Completed 20+ passes: | Jordan Ta'amu (26), vs. Ole Miss (2018) |
| Threw 5+ touchdown passes: | Drew Lock (5), Missouri (2017) |
| Threw 4+ touchdown passes: | Nick Fitzgerald (4), at Mississippi State (2018) |
| Threw 3+ touchdown passes: | Nick Fitzgerald (4), at Mississippi State (2018) |
| Completed a pass for 90+ yards: | Trevor Knight (92), Texas A&M (2016) |
| Completed a pass for 80+ yards: | Kellen Mond (81), Texas A&M (2017) |
| Completed a pass for 70+ yards: | Patrick O'Brien (75), Colorado State (2019) |
| Completed a pass for 60+ yards: | Patrick O'Brien (75), Colorado State (2019) |

INDIVIDUAL RECEIVING

| | |
|---------------------------|--|
| Caught 15+ passes: | Willie Gosha (17), Auburn (1995) |
| Caught 10+ passes: | DaMarkus Lodge (10), vs. Ole Miss (2018) |
| Caught 7+ passes: | DaMarkus Lodge (10), vs. Ole Miss (2018) |
| Had 200+ yards receiving: | Jamaye Smith (208), Mississippi State (2007) |
| Had 150+ yards receiving: | Emanuel Hall (153), at Missouri (2018) |
| Had 100+ yards receiving: | Elijah Moore (130), at Ole Miss (2019) |
| Caught 3+ TD passes: | A. Hollins (3), Eastern Illinois (2018) |
| Caught 2+ TD passes: | Elijah Moore (2), at Ole Miss (2019) |

INDIVIDUAL TOTAL OFFENSE

| | |
|---|--|
| Had 400+ yards total offense: | Jordan Ta'amu (528; Pass - 387, Rush - 141), Ole Miss (2018) |
| Had 300+ yards total offense: | Jordan Ta'amu (528; Pass - 387, Rush - 141), Ole Miss (2018) |
| Had 100 yards both passing and rushing: | Jordan Ta'amu (528; Pass - 387, Rush - 141), Ole Miss (2018) |

INDIVIDUAL SCORING

| | |
|------------------------------|---|
| Accounted for 6+ touchdowns: | Nick Fitzgerald (Mississippi State), 2016 (6) |
| Accounted for 5+ touchdowns: | Nick Fitzgerald (Mississippi State), 2018 (5) |
| Accounted for 4+ touchdowns: | Nick Fitzgerald (Mississippi State), 2018 (5) |
| Scored 4+ touchdowns: | Peyton Barber (Auburn), 2015 (4) |
| Scored 3+ touchdowns: | Derrius Guice (3), LSU (2017) |

INDIVIDUAL DEFENSE

| | |
|------------------------|--|
| Intercepted 3+ passes: | Minkah Fitzpatrick (3), Alabama (2016) |
| Intercepted 2+ passes: | N. Brooks, K. Muhammad (2,2), North Texas (2018) |
| Recorded 3+ sacks: | Jordan Elliott (3.0), at Missouri (2018) |
| Recorded 2+ sacks: | Jordan Elliott (3.0), at Missouri (2018) |

SPECIAL TEAMS

| | |
|---------------------------|---|
| Kicked 5+ field goals: | Dan Nystrom (5-5), Minnesota (2002) |
| Kicked four field goals: | Wyatt Bryan (4-4), at Colorado State (2018) |
| Returned a punt for a TD: | Keegan Brewer, North Texas (2018) |
| Returned a kick for a TD: | Jashaun Corbin, vs. Texas A&M (2018) |

GAME 4: SAN JOSE STATE

ARKANSAS BIG PLAYS FROM SCRIMMAGE

| Opponent | Rushing | | | | | Passing | | | |
|-------------------|-----------|----------|----------|----------|----------|----------|----------|----------|----------|
| | 10-19 | 20-29 | 30-39 | 40-49 | 50+ | 20-29 | 30-39 | 40-49 | 50+ |
| Portland State | 6 | 1 | 0 | 0 | 0 | 2 | 1 | 0 | 0 |
| at Ole Miss | 4 | 0 | 0 | 0 | 0 | 3 | 1 | 2 | 0 |
| Colorado State | 2 | 2 | 0 | 0 | 1 | 3 | 1 | 0 | 1 |
| San Jose State | | | | | | | | | |
| vs. Texas A&M | | | | | | | | | |
| at Kentucky | | | | | | | | | |
| Auburn | | | | | | | | | |
| at Alabama | | | | | | | | | |
| Mississippi State | | | | | | | | | |
| WKU | | | | | | | | | |
| at LSU | | | | | | | | | |
| Missouri | | | | | | | | | |
| TOTAL | 12 | 3 | 0 | 0 | 1 | 8 | 3 | 2 | 1 |

OPPONENT BIG PLAYS FROM SCRIMMAGE

| Opponent | Rushing | | | | | Passing | | | |
|-------------------|----------|----------|----------|----------|----------|----------|----------|----------|----------|
| | 10-19 | 20-29 | 30-39 | 40-49 | 50+ | 20-29 | 30-39 | 40-49 | 50+ |
| Portland State | 2 | 2 | 0 | 0 | 0 | 0 | 1 | 0 | 0 |
| at Ole Miss | 3 | 4 | 0 | 0 | 0 | 4 | 0 | 1 | 0 |
| Colorado State | 1 | 0 | 0 | 0 | 1 | 1 | 1 | 0 | 1 |
| San Jose State | | | | | | | | | |
| vs. Texas A&M | | | | | | | | | |
| at Kentucky | | | | | | | | | |
| Auburn | | | | | | | | | |
| at Alabama | | | | | | | | | |
| Mississippi State | | | | | | | | | |
| WKU | | | | | | | | | |
| at LSU | | | | | | | | | |
| Missouri | | | | | | | | | |
| TOTAL | 6 | 6 | 0 | 0 | 1 | 5 | 2 | 1 | 1 |

FIRST DOWN GAME LOG

| Arkansas | | | | | Opponents | | | | |
|-------------------|-----------|-----------|----------|-----------|-------------------|-----------|-----------|----------|-----------|
| Opponent | Rush | Pass | Penalty | Total | Opponent | Rush | Pass | Penalty | Total |
| Portland State | 12 | 11 | 3 | 26 | Portland State | 5 | 7 | 4 | 16 |
| at Ole Miss | 5 | 12 | 1 | 18 | at Ole Miss | 11 | 10 | 2 | 23 |
| Colorado State | 8 | 13 | 2 | 23 | Colorado State | 10 | 6 | 2 | 18 |
| San Jose State | | | | | San Jose State | | | | |
| vs. Texas A&M | | | | | vs. Texas A&M | | | | |
| at Kentucky | | | | | at Kentucky | | | | |
| Auburn | | | | | Auburn | | | | |
| at Alabama | | | | | at Alabama | | | | |
| Mississippi State | | | | | Mississippi State | | | | |
| WKU | | | | | WKU | | | | |
| at LSU | | | | | at LSU | | | | |
| Missouri | | | | | Missouri | | | | |
| TOTAL | 25 | 36 | 6 | 67 | TOTAL | 26 | 23 | 8 | 57 |

TURNOVER CHART

| Takeaways | | | | | Giveaways | | | | |
|-------------------|----------|---------------|----------|-----------|-----------|---------------|----------|------------|-----------|
| Opponent | Fumbles | Interceptions | Total | Pts Off | Fumbles | Interceptions | Total | Points Off | Margin |
| Portland State | 0 | 3 | 3 | 0 | 0 | 1 | 1 | 0 | +2 |
| at Ole Miss | 2 | 0 | 2 | 0 | 1 | 0 | 1 | 0 | +1 |
| Colorado State | 2 | 0 | 2 | 10 | 1 | 0 | 1 | 7 | +1 |
| San Jose State | | | | | | | | | |
| vs. Texas A&M | | | | | | | | | |
| at Kentucky | | | | | | | | | |
| Auburn | | | | | | | | | |
| at Alabama | | | | | | | | | |
| Mississippi State | | | | | | | | | |
| WKU | | | | | | | | | |
| at LSU | | | | | | | | | |
| Missouri | | | | | | | | | |
| TOTAL | 4 | 3 | 7 | 10 | 2 | 1 | 3 | 7 | +4 |

GAME 4: SAN JOSE STATE

DRIVE SUPERLATIVES

Longest Drive

By No. of Plays
By No. of Yards
By Time of Possession

Arkansas

12 (2x) (63 yards, 5:09) vs. Portland State, FG
82 (11 plays, 3:34) vs. Colorado State, TD
5:33 (10 plays, 40 yards) vs. Portland State, Punt

Opponents

15 (72 yards, 7:22) vs. Colorado State, FG
85 (13 plays, 4:35) at Ole Miss, TD
7:22 (15 plays, 72 yards) vs. Colorado State, FG

Shortest Drive

By No. of Plays
By No. of Yards
By Time of Possession

Arkansas

13x (-2 yards, 0:40) vs. Colorado State, End of Game
-2 (1 play, 0:40) vs. Colorado State, End of Game
0:04 (1 play, -1 yards) vs. Colorado State, End of Half

Opponents

1 (0 yards, 0:08) vs. Portland State, INT
-18 (3 plays, 2:51) vs. Colorado State, Punt
0:08 (1 play, 0 yards) vs. Portland State, INT

Scoring Drive Breakdown

| Yardage | ARKANSAS | | OPPONENT | |
|---------------|----------|----------|----------|----------|
| | TD | FG | TD | FG |
| No drive | - | - | - | - |
| Neg. Yards | - | - | - | - |
| 0-9 | - | - | - | - |
| 10-19 | - | - | - | - |
| 20-29 | - | 1 | - | - |
| 30-39 | - | 2 | - | 1 |
| 40-49 | - | - | 1 | 2 |
| 50-59 | - | 1 | - | 1 |
| 60-69 | 3 | 1 | 1 | - |
| 70-79 | 4 | - | 6 | 1 |
| 80-89 | 2 | - | 1 | - |
| 90-99 | - | - | - | - |
| TOTALS | 9 | 5 | 9 | 5 |

Game-Opening Drives

| OPP | ARKANSAS | | | OPPONENTS | | |
|-----------------|-----------|----------|------------|-----------|----------|------------|
| | PTS | ISTS | YDS | PTS | ISTS | YDS |
| Portland St. | 3 | 3 | 54 | 3 | 1 | 42 |
| at Ole Miss | 0 | 0 | 3 | 0 | 0 | 7 |
| Colorado St. | 7 | 3 | 75 | 7 | 1 | 75 |
| San Jose St. | | | | | | |
| vs. Texas A&M | | | | | | |
| at Kentucky | | | | | | |
| Auburn | | | | | | |
| at Alabama | | | | | | |
| Mississippi St. | | | | | | |
| WKU | | | | | | |
| at LSU | | | | | | |
| Missouri | | | | | | |
| TOTALS | 10 | 6 | 132 | 10 | 2 | 124 |

Second Half-Opening Drives

| OPP | ARKANSAS | | | OPPONENTS | | |
|-----------------|----------|----------|------------|-----------|----------|------------|
| | PTS | ISTS | YDS | PTS | ISTS | YDS |
| Portland St. | 0 | 1 | 20 | 0 | 2 | 9 |
| at Ole Miss | 0 | 0 | 9 | 0 | 1 | 29 |
| Colorado St. | 7 | 4 | 75 | 3 | 5 | 72 |
| San Jose St. | | | | | | |
| vs. Texas A&M | | | | | | |
| at Kentucky | | | | | | |
| Auburn | | | | | | |
| at Alabama | | | | | | |
| Mississippi St. | | | | | | |
| WKU | | | | | | |
| at LSU | | | | | | |
| Missouri | | | | | | |
| TOTALS | 7 | 5 | 104 | 3 | 8 | 110 |

Three & Out Drives

| | ARKANSAS | OPPONENT |
|-------------------|---------------------|----------------------|
| | THREE-&OUTS/DRIVES | THREE-&OUTS/DRIVES |
| Portland State | 1/12 (8.3%) | 2/11 (18.2%) |
| at Ole Miss | 3/12 (25.0%) | 2/14 (14.3%) |
| Colorado State | 3/15 (20.0%) | 6/15 (40.0%) |
| San Jose State | | |
| vs. Texas A&M | | |
| at Kentucky | | |
| Auburn | | |
| at Alabama | | |
| Mississippi State | | |
| WKU | | |
| at LSU | | |
| Missouri | | |
| TOTALS | 7/39 (18.0%) | 10/40 (25.0%) |

ARKANSAS DRIVE CHARTS

Portland State

| Qtr. | Time | Start | Pl-Yds | TOP | Result |
|------|-------|-------|--------|------|--------------|
| 1st | 13:09 | AR30 | 9-24 | 3:29 | *FIELD GOAL |
| 1st | 07:31 | AR36 | 10-64 | 4:15 | *TOUCHDOWN |
| 2nd | 14:07 | AR27 | 3-2 | 1:38 | punt |
| 2nd | 09:10 | AR20 | 10-40 | 5:33 | punt |
| 2nd | 02:46 | PS18 | 3-4 | 1:23 | interception |
| 2nd | 00:34 | AR35 | 4-49 | 0:34 | end of half |
| 3rd | 15:00 | AR35 | 5-20 | 2:06 | punt |
| 3rd | 08:38 | AR44 | 4-19 | 1:13 | punt |
| 3rd | 07:17 | AR33 | 12-67 | 4:57 | *TOUCHDOWN |
| 3rd | 00:53 | AR29 | 12-63 | 5:09 | *FIELD GOAL |
| 4th | 04:14 | AR25 | 6-40 | 3:10 | punt |
| 4th | 00:11 | PS38 | 1-(-2) | 0:11 | end of half |

at Ole Miss

| Qtr. | Time | Start | Pl-Yds | TOP | Result |
|------|-------|-------|--------|------|-------------|
| 1st | 14:21 | AR31 | 3-3 | 1:05 | punt |
| 1st | 08:34 | AR19 | 8-33 | 3:48 | punt |
| 1st | 02:08 | AR38 | 6-12 | 3:06 | punt |
| 2nd | 11:30 | AR45 | 7-36 | 3:11 | *FIELD GOAL |
| 2nd | 06:34 | AR09 | 3-0 | 1:04 | punt |
| 2nd | 02:18 | AR27 | 7-48 | 1:28 | missed fg |
| 3rd | 14:56 | AR12 | 3-9 | 2:38 | punt |
| 3rd | 09:31 | RA27 | 9-44 | 3:58 | downs |
| 3rd | 02:33 | AR17 | 5-41 | 1:44 | fumble |
| 4th | 11:09 | AR25 | 6-10 | 2:01 | punt |
| 4th | 05:58 | AR41 | 5-39 | 1:00 | downs |
| 4th | 03:27 | AR19 | 7-81 | 2:06 | *TOUCHDOWN |

OPPONENT DRIVE CHARTS

Portland State

| Qtr. | Time | Start | Pl-Yds | TOP | Result |
|------|-------|-------|--------|------|--------------|
| 1st | 15:00 | PS25 | 6-42 | 1:51 | *FIELD GOAL |
| 1st | 09:40 | PS25 | 3-(-2) | 2:09 | punt |
| 1st | 03:16 | PS25 | 11-45 | 4:09 | *FIELD GOAL |
| 2nd | 12:29 | PS35 | 6-24 | 3:19 | punt |
| 2nd | 03:37 | PS20 | 3-(-2) | 0:51 | interception |
| 2nd | 01:23 | PS22 | 4-15 | 0:49 | punt |
| 3rd | 12:54 | PS12 | 8-9 | 4:16 | punt |
| 3rd | 07:25 | PS20 | 1-0 | 0:08 | interception |
| 3rd | 02:20 | PS25 | 3-8 | 1:27 | punt |
| 4th | 10:44 | PS25 | 14-75 | 6:30 | *TOUCHDOWN |
| 4th | 01:04 | PS03 | 4-26 | 0:53 | interception |

at Ole Miss

| Qtr. | Time | Start | Pl-Yds | TOP | Result |
|------|-------|-------|--------|------|-------------|
| 1st | 15:00 | OM25 | 3-7 | 0:39 | punt |
| 1st | 13:16 | OM15 | 13-85 | 4:35 | *TOUCHDOWN |
| 1st | 04:46 | OM24 | 7-38 | 2:38 | downs |
| 2nd | 14:02 | OM15 | 6-23 | 2:32 | punt |
| 2nd | 08:19 | OM25 | 5-17 | 1:45 | punt |
| 2nd | 05:30 | AR47 | 7-31 | 3:06 | *FIELD GOAL |
| 2nd | 00:50 | OM25 | 2-9 | 0:50 | half |
| 3rd | 12:18 | OM44 | 7-29 | 2:47 | fumble |
| 3rd | 05:33 | OM29 | 8-71 | 2:59 | *TOUCHDOWN |
| 3rd | 00:49 | OM42 | 5-27 | 2:18 | fumble |
| 4th | 13:26 | OM26 | 5-74 | 2:17 | *TOUCHDOWN |
| 4th | 09:08 | OM34 | 5-66 | 3:05 | *TOUCHDOWN |
| 4th | 04:58 | OM20 | 3-9 | 1:31 | punt |
| 4th | 01:21 | AR44 | 2-(-3) | 1:21 | half |

GAME 4: SAN JOSE STATE

AP POLL

As of Sept. 15, 2019

| Rank | Team | Record | Points | Previous |
|------|------------------|--------|--------|----------|
| 1 | Clemson (57) | 3-0 | 1545 | - |
| 2 | Alabama (5) | 3-0 | 1488 | - |
| 3 | Georgia | 3-0 | 1386 | - |
| 4 | LSU | 3-0 | 1339 | - |
| 5 | Oklahoma | 3-0 | 1310 | - |
| 6 | Ohio State | 3-0 | 1292 | - |
| 7 | Notre Dame | 2-0 | 1099 | - |
| 8 | Auburn | 3-0 | 1079 | - |
| 9 | Florida | 3-0 | 959 | - |
| 10 | Utah | 3-0 | 929 | 11 |
| 11 | Michigan | 2-0 | 917 | 10 |
| 12 | Texas | 2-1 | 888 | - |
| 13 | Wisconsin | 2-0 | 726 | 14 |
| | Penn State | 3-0 | 726 | - |
| 15 | UCF | 2-1 | 703 | 17 |
| 16 | Oregon | 2-1 | 670 | 15 |
| 17 | Texas A&M | 3-0 | 665 | 16 |
| 18 | Iowa | 3-0 | 539 | 19 |
| 19 | Washington State | 3-0 | 452 | 20 |
| 20 | Boise State | 3-0 | 277 | 22 |
| 21 | Virginia | 3-0 | 252 | 25 |
| 22 | Washington | 2-1 | 183 | 23 |
| 23 | California | 3-0 | 164 | NR |
| 24 | Arizona State | 3-0 | 156 | NR |
| 25 | TCU | 2-0 | 104 | NR |

Others receiving votes: Kansas State 91, Oklahoma State 51, Army 50, Michigan State 37, Memphis 26, Wake Forest 14, BYU 12, Temple 7, Iowa State 7, Mississippi State 4, Appalachian State 2, Minnesota 1

Dropped from rankings: Michigan State 18, Maryland 21, USC 24

AMWAY COACHES POLL

As of Sept. 15, 2019

| Rank | Team | Record | Points | Previous |
|------|------------------|--------|--------|----------|
| 1 | Clemson (62) | 3-0 | 1622 | - |
| 2 | Alabama (3) | 3-0 | 1560 | - |
| 3 | Georgia | 3-0 | 1463 | - |
| 4 | Oklahoma | 3-0 | 1409 | - |
| 5 | LSU | 3-0 | 1361 | - |
| 6 | Ohio State | 3-0 | 1342 | - |
| 7 | Notre Dame | 2-0 | 1182 | - |
| 8 | Florida | 3-0 | 1095 | - |
| 9 | Auburn | 3-0 | 1093 | - |
| 10 | Michigan | 2-0 | 928 | - |
| 11 | Utah | 3-0 | 915 | 12 |
| 12 | Penn State | 3-0 | 864 | 11 |
| 13 | Texas | 2-1 | 847 | - |
| 14 | Wisconsin | 2-0 | 806 | - |
| 15 | Texas A&M | 2-1 | 702 | - |
| 16 | UCF | 3-0 | 697 | - |
| 17 | Oregon | 2-1 | 586 | - |
| 18 | Iowa | 3-0 | 553 | - |
| 19 | Washington State | 3-0 | 518 | 20 |
| 20 | Boise State | 3-0 | 322 | 22 |
| 21 | Washington | 2-1 | 277 | - |
| 22 | Virginia | 3-0 | 223 | NR |
| 23 | California | 3-0 | 124 | NR |
| 24 | Arizona State | 3-0 | 110 | NR |
| 25 | Kansas State | 3-0 | 106 | NR |

Others receiving votes: Oklahoma State 100, Memphis 68, TCU 55, Michigan State 40, Wake Forest 33, Army 31, BYU 28, Kentucky 14, Appalachian State 12, Temple 7, Mississippi State 6, Minnesota 5, Duke 4, Nebraska 4, Navy 4, Tulane 3, Iowa State 3, Arizona 1, Wyoming 1, SMU 1

Dropped from rankings: Michigan State 19, Mississippi State 23, USC 24, Maryland 25

ARKANSAS DRIVE CHARTS

Colorado State

| Qtr. | Time | Start | Pl-Yds | TOP | Result |
|------|-------|-------|--------|------|-------------|
| 1st | 14:42 | AR25 | 5-75 | 1:42 | *TOUCHDOWN |
| 1st | 11:28 | AR18 | 11-82 | 3:34 | *TOUCHDOWN |
| 1st | 06:19 | AR25 | 2-75 | 0:20 | *TOUCHDOWN |
| 1st | 03:27 | AR36 | 6-28 | 2:25 | *FIELD GOAL |
| 2nd | 14:54 | CS38 | 9-34 | 3:13 | *FIELD GOAL |
| 2nd | 09:55 | AR34 | 2-6 | 0:29 | fumble |
| 2nd | 07:31 | AR30 | 3-4 | 1:20 | punt |
| 2nd | 04:41 | AR30 | 5-14 | 2:00 | punt |
| 2nd | 00:04 | AR25 | 1-(-1) | 0:04 | end of half |
| 3rd | 15:00 | AR25 | 8-75 | 1:53 | *TOUCHDOWN |
| 3rd | 05:45 | AR25 | 3-6 | 1:35 | punt |
| 3rd | 02:26 | AR25 | 3-5 | 1:56 | punt |
| 4th | 11:35 | AR32 | 9-68 | 2:43 | *TOUCHDOWN |
| 4th | 07:42 | AR26 | 4-74 | 2:10 | *TOUCHDOWN |
| 4th | 00:40 | AR39 | 1-(-2) | 0:40 | end of game |

OPPONENT DRIVE CHARTS

Colorado State

| Qtr. | Time | Start | Pl-Yds | TOP | Result |
|------|-------|-------|---------|------|-------------|
| 1st | 15:00 | CS25 | 2-75 | 0:18 | *TOUCHDOWN |
| 1st | 13:00 | CS25 | 3-8 | 1:32 | punt |
| 1st | 07:54 | CS19 | 3-5 | 1:35 | punt |
| 1st | 05:59 | CS25 | 5-75 | 2:32 | *TOUCHDOWN |
| 1st | 01:02 | CS25 | 3-13 | 1:08 | fumble |
| 2nd | 11:41 | CS25 | 3-(-6) | 1:46 | punt |
| 2nd | 09:26 | AR40 | 5-40 | 1:55 | *FIELD GOAL |
| 2nd | 06:11 | CS25 | 3-7 | 1:30 | punt |
| 2nd | 02:41 | CS20 | 10-52 | 2:37 | *FIELD GOAL |
| 3rd | 13:07 | CS25 | 15-72 | 7:22 | *FIELD GOAL |
| 3rd | 04:10 | CS28 | 3-72 | 1:44 | *TOUCHDOWN |
| 3rd | 00:30 | CS32 | 8-36 | 3:55 | missed fg |
| 4th | 08:52 | CS25 | 3-4 | 1:10 | punt |
| 4th | 05:32 | CS25 | 5-0 | 2:01 | fumble |
| 4th | 03:31 | CS32 | 3-(-18) | 2:51 | punt |

GAME 4: SAN JOSE STATE

ALPHABETICAL ROSTER

| No. | Name | Pos. |
|-----|--------------------|------|
| 68 | Kirby Adcock | OL |
| 3 | McTelvin Agim | DL |
| 44 | Jermarcus Arnold | RB |
| 84 | Peyton Ausley | WR |
| 28 | Reid Bauer | P |
| 86 | Jamario Bell | DL |
| 35 | Matt Berry | DB |
| 24 | LaDarrius Bishop | DB |
| 15 | Simeon Blair | DB |
| 9 | Greg Brooks Jr. | DB |
| 5 | Rakeem Boyd | RB |
| 34 | Martaveous Brown | DB |
| 21 | Montaric Brown | DB |
| 16 | Treyton Burks | WR |
| 23 | Devin Bush | CB |
| 54 | Austin Capps | OL |
| 91 | Taurean Carter | DL |
| 1 | Jalen Catalon | DB |
| 6 | Kendall Catalon | WR |
| 16 | Malik Chavis | DB |
| 17 | Hudson Clark | DB |
| 66 | Ty Clary | OL |
| 13 | Collin Clay | DL |
| 57 | Shane Clinin | OL |
| 76 | Myron Cunningham | OL |
| 2 | Kamren Curl | DB |
| 20 | Jordon Curtis | DB |
| 22 | Deon Edwards | LB |
| 7 | Joe Foucha | DB |
| 48 | Nicholas Fulwider | DL |
| 38 | Karch Gardiner | WR |
| 73 | Noah Gatlin | OL |
| 5 | Dorian Gerald | DL |
| 50 | Eric Gregory | DL |
| 89 | Grayson Gunter | TE |
| 92 | Elias Hale | DL |
| 41 | T.J. Hammonds | RB |
| 59 | Morgan Hanna | DL |
| 14 | Chase Harrell | TE |
| 8 | De'Jon Harris | LB |
| 2 | Chase Hayden | RB |
| 27 | Hayden Henry | LB |
| 82 | Hudson Henry | TE |
| 38 | Chad Hesson | RB |
| 6 | Ben Hicks | QB |
| 64 | Audry Horn | OL |
| 58 | Griffin Hunt | DL |
| 11 | Daulton Hyatt | WR |
| 74 | Colton Jackson | OL |
| 3 | Koilan Jackson | WR |
| 99 | Enoch Jackson Jr. | DL |
| 15 | T.Q. Jackson | WR |
| 13 | K.J. Jefferson | QB |
| 47 | Cedric Johnson | LB |
| 32 | Hayden Johnson | TE |
| 9 | John Stephen Jones | QB |
| 10 | Jordan Jones | WR |
| 70 | Luke Jones | OL |
| 67 | Logan Kallesen | OL |
| 87 | Blake Kern | TE |
| 7 | Trey Knox | WR |
| 62 | Brady Latham | OL |
| 55 | Beaux Limmer | OL |
| 19 | Connor Limpert | K |
| 18 | Jack Lindsey | QB |
| 42 | Sam Loy | P |
| 42 | Jonathan Marshall | DL |
| 18 | Myles Mason | DB |
| 4 | Jarques McClellion | DB |
| 36 | D'Vone McClure | LB |
| 90 | Marcus Miller | DL |
| 39 | John Miscoll | LB |
| 31 | Grant Morgan | LB |
| 19 | Tyson Morris | WR |

NUMERICAL ROSTER

| No. | Name | Pos. | Ht. | Wt. | Cl. | Exp. | Hometown (Previous School) |
|-----|--------------------|------|------|-----|-------|------|--|
| 1 | Jalen Catalon | DB | 5-10 | 196 | Fr. | HS | Mansfield, Texas (Mansfield Legacy HS) |
| 1 | De'Von Warren | WR | 5-10 | 188 | Jr. | 2L | Monroe, La. (Ouachita Parish HS) |
| 2 | Kamren Curl | DB | 6-2 | 198 | Jr. | 2L | San Diego, Calif. (Muskogee [Okla.] HS) |
| 2 | Chase Hayden | RB | 5-10 | 205 | Jr. | 2L | Memphis, Tenn. (Saint George's Independent School) |
| 3 | McTelvin Agim | DL | 6-3 | 300 | Sr. | 3L | Texarkana, Texas (Hope [Ark.] HS) |
| 3 | Koilan Jackson | WR | 6-2 | 211 | So. | 1L | Little Rock, Ark. (Joe T. Robinson HS) |
| 4 | Jarques McClellion | DB | 6-0 | 175 | So. | 1L | Lake Worth, Fla. (American Heritage School) |
| 4 | Shamar Nash | WR | 6-3 | 195 | Fr. | HS | Memphis, Tenn. (IMG Academy) |
| 5 | Rakeem Boyd | RB | 6-0 | 213 | Jr. | 1L | Stratford, Texas (Independence [Kan.] CC) |
| 5 | Dorian Gerald | DL | 6-3 | 261 | Sr. | 1L | Florence, S.C. (College of the Canyons [Calif.] |
| 6 | Kendall Catalon | WR | 5-9 | 184 | So. | TR | Mansfield, Texas (Southern |
| 6 | Ben Hicks | QB | 6-1 | 217 | Sr. | TR | Waco, Texas (SMU) |
| 6 | Gabe Richardson | DL | 6-3 | 240 | Sr. | 2L | Decatur, Ga. (Hutchinson [Kan.] CC) |
| 7 | Joe Foucha | DB | 5-11 | 195 | So. | 1L | New Orleans, La. (McDonogh 35 HS) |
| 7 | Trey Knox | WR | 6-5 | 205 | Fr. | HS | Murfreesboro, Tenn. (Blackman HS) |
| 8 | De'Jon Harris | LB | 6-0 | 248 | Sr. | 3L | Harvey, La. (John Ehret HS) |
| 8 | Mike Woods | WR | 6-1 | 203 | So. | 1L | Magnolia, Texas (Magnolia HS) |
| 9 | Greg Brooks Jr. | DB | 5-11 | 179 | Fr. | HS | Harvey, La. (West Jefferson HS) |
| 9 | John Stephen Jones | QB | 5-11 | 199 | R-Fr. | RS | Dallas, Texas (Highland Park HS) |
| 10 | Jordan Jones | WR | 6-1 | 185 | Jr. | 2L | Smackover, Ark. (Smackover HS) |
| 10 | Bumper Pool | LB | 6-2 | 228 | So. | 1L | Lucas, Texas (Lovejoy HS) |
| 11 | Daulton Hyatt | WR | 6-4 | 197 | So. | 1L | Arab, Ala. (Etowah HS) |
| 11 | Mataio Soli | DL | 6-4 | 239 | Fr. | HS | Douglasville, Ga. (Douglas County HS) |
| 13 | Collin Clay | DL | 6-5 | 285 | Fr. | HS | Oklahoma City, Okla. (Putnam City HS) |
| 13 | K.J. Jefferson | QB | 6-3 | 228 | Fr. | HS | Sardis, Miss. (North Panola HS) |
| 13 | Nathan Parodi | DB | 5-9 | 170 | R-Fr. | RS | Austin, Texas (Lake Travis HS) |
| 13 | Deon Stewart | WR | 5-11 | 161 | Sr. | 3L | Hardy, Ark. (Highland HS) |
| 14 | Chase Harrell | TE | 6-4 | 249 | Sr. | 1L | Huffman, Texas (Kansas) |
| 14 | Britto Tutt | DB | 6-1 | 176 | Sr. | 2L | Augusta, Ga. (Ventura [Calif.] College) |
| 15 | Simeon Blair | DB | 5-10 | 200 | R-Fr. | RS | Pine Bluff, Ark. (Pine Bluff HS) |
| 15 | T.Q. Jackson | WR | 6-4 | 197 | Fr. | HS | Jefferson, Texas (Jefferson HS) |
| 16 | Treyton Burks | WR | 6-3 | 223 | Fr. | HS | Warren, Ark. (Warren HS) |
| 16 | Malik Chavis | DB | 6-2 | 198 | Fr. | HS | Rison, Ark. (Rison HS) |
| 17 | Hudson Clark | DB | 6-2 | 171 | Fr. | HS | Dallas, Texas (Highland Park HS) |
| 17 | Nick Starkel | QB | 6-3 | 214 | Jr. | TR | Argyle, Texas (Texas A&M) |
| 18 | Jack Lindsey | QB | 6-2 | 204 | Jr. | 1L | Fayetteville, Ark. (Springdale HS) |
| 18 | Myles Mason | DB | 6-2 | 203 | So. | 1L | Trussville, Ala. (Hewitt-Trussville HS) |
| 19 | Connor Limpert | K | 6-1 | 175 | Sr. | 3L | Allen, Texas (Allen HS) |
| 19 | Tyson Morris | WR | 6-1 | 200 | So. | 1L | Helena-West Helena, Ark. (Fayetteville HS) |
| 20 | Jordon Curtis | DB | 6-0 | 176 | So. | 1L | Jenks, Okla. (Jenks HS) |
| 21 | Montaric Brown | DB | 6-0 | 187 | So. | 1L | Ashdown, Ark. (Ashdown HS) |
| 21 | Devwah Whaley | RB | 5-11 | 212 | Sr. | 3L | Beaumont, Texas (Central HS) |
| 22 | Deon Edwards | LB | 6-1 | 220 | Jr. | 2L | Clermont, Fla. (Lake Minneola HS) |
| 22 | Trelon Smith | RB | 5-9 | 184 | So. | TR | Houston, Texas (Arizona State) |
| 23 | Devin Bush | CB | 6-0 | 203 | Fr. | HS | New Orleans, La. (Edna Karr HS) |
| 24 | LaDarrius Bishop | DB | 6-0 | 193 | R-Fr. | RS | Ashdown, Ark. (Ashdown HS) |
| 24 | A'Montae Spivey | RB | 6-1 | 192 | Fr. | HS | Phenix City, Ala. (Central HS) |
| 25 | Zach Zimos | LB | 6-4 | 211 | Fr. | HS | Richmond, Texas (Fort Bend Travis HS) |
| 26 | Micahh Smith | DB | 6-0 | 201 | Jr. | 2L | Marshall, Texas (Marshall HS) |
| 26 | Reid Turner | RB | 5-10 | 180 | Fr. | HS | Farmington, Ark. (Farmington HS) |
| 27 | Hayden Henry | LB | 6-2 | 226 | Jr. | 2L | Little Rock, Ark. (Pulaski Academy) |
| 28 | Reid Bauer | P | 5-11 | 198 | So. | 1L | Magnolia, Texas (Magnolia HS) |
| 28 | Andrew Parker | LB | 6-2 | 237 | R-Fr. | RS | New Orleans, La. (Sophie B. Wright HS) |
| 29 | Jared Sackett | K | 6-1 | 180 | Jr. | TR | Fort Worth, Texas (UTSA) |
| 29 | Asa Shearin | LB | 6-1 | 219 | Fr. | HS | Jonesboro, Ark. (Jonesboro HS) |
| 31 | Grant Morgan | LB | 5-11 | 229 | Jr. | 2L | Greenwood, Ark. (Greenwood HS) |
| 32 | Hayden Johnson | TE | 6-2 | 248 | Sr. | 3L | Columbia, Mo. (Rock Bridge HS) |
| 33 | Logan Orr | LB | 6-2 | 230 | Fr. | HS | Jonesboro, Ark. (Jonesboro HS) |
| 34 | Martaveous Brown | DB | 6-0 | 190 | So. | SQ | Marianna, Ark. (Arkansas Tech) |
| 35 | Matt Berry | DB | 5-10 | 200 | Sr. | 1L | Booneville, Ark. (Ouachita Baptist University) |
| 36 | D'Vone McClure | LB | 6-2 | 219 | Jr. | 2L | Rixey, Ark. (Jacksonville HS) |
| 37 | Brenden Young | DB | 6-1 | 202 | Sr. | 2L | Little Rock, Ark. (Ouachita Baptist University) |
| 38 | Chad Hesson | RB | 5-9 | 193 | So. | HS | Lucas, Texas (Adams State) |
| 38 | Karch Gardiner | WR | 5-9 | 171 | Fr. | HS | El Paso, Texas (Del Valle HS) |
| 39 | John Miscoll | LB | 6-2 | 209 | So. | HS | Southlake, Texas (Northeastern State) |
| 40 | Trey Purifoy | TE | 6-7 | 246 | Sr. | SQ | Little Rock, Ark. (Ouachita Baptist University) |
| 40 | Anthony Travis | LB | 6-2 | 230 | Fr. | HS | Fort Smith, Ark. (Fort Smith Northside HS) |
| 41 | T.J. Hammonds | RB | 5-10 | 184 | R-Jr. | 2L | Little Rock, Ark. (Joe T. Robinson HS) |
| 42 | Sam Loy | P | 6-1 | 195 | Jr. | TR | San Clemente, Calif. (Colorado) |
| 42 | Jonathan Marshall | DL | 6-3 | 299 | Jr. | 2L | Shepherd, Texas (Shepherd HS) |
| 44 | Jermarcus Arnold | RB | 5-8 | 186 | Jr. | TR | Marianna, Ark. (Arkansas Baptist) |
| 44 | Cameron Vail | DB | 6-1 | 187 | R-Fr. | RS | Bryant, Ark. (Bryant HS) |
| 47 | Cedric Johnson | LB | 6-0 | 206 | So. | TR | Dallas, Texas (University of Mary) |
| 48 | Nicholas Fulwider | DL | 6-7 | 260 | R-Fr. | RS | Tyrone, Ga. (Sandy Creek HS) |

GAME 4: SAN JOSE STATE

NUMERICAL ROSTER

| No. | Name | Pos. | Ht. | Wt. | Cl. | Exp. | Hometown (Previous School) |
|-----|-------------------|------|------|-----|-------|------|--|
| 48 | Jordan Silver | LS | 6-1 | 217 | So. | 1L | Branson, Mo. (Branson HS) |
| 49 | McKinley Williams | LB | 6-4 | 201 | R-Fr. | RS | Sheridan, Ark. (Sheridan HS) |
| 50 | Eric Gregory | DL | 6-4 | 275 | Fr. | HS | Memphis, Tenn. (IMG Academy) |
| 50 | Chibueze Nwanna | OL | 6-7 | 329 | Jr. | TR | Hyattsville, Md. (Lackawanna CC) |
| 51 | Ricky Stromberg | OL | 6-4 | 266 | Fr. | HS | Tulsa, Okla. (Union HS) |
| 52 | T.J. Smith | DL | 6-3 | 293 | Sr. | 3L | Moultrie, Ga. (Colquitt County HS) |
| 53 | John Oehrlein | LS | 6-1 | 244 | Fr. | HS | Austin, Texas (Westlake HS) |
| 54 | Austin Capps | OL | 6-4 | 304 | Sr. | 3L | Star City, Ark. (Star City HS) |
| 54 | Jake Yurachek | LB | 6-0 | 239 | R-Fr. | TR | Friendswood, Texas (Colorado) |
| 55 | Beaux Limmer | OL | 6-5 | 293 | Fr. | HS | Tyler, Texas (Tyler Lee HS) |
| 56 | Zach Williams | DL | 6-4 | 224 | Fr. | HS | Little Rock, Ark. (Joe T. Robinson HS) |
| 57 | Shane Clemen | OL | 6-6 | 302 | So. | 1L | Festus, Mo. (Jefferson HS) |
| 58 | Griffin Hunt | DL | 6-4 | 230 | R-Fr. | RS | Lucas, Texas (Lovejoy HS) |
| 59 | Morgan Hanna | DL | 6-4 | 201 | Fr. | HS | Greenwood, Ark. (Greenwood HS) |
| 62 | Brady Latham | OL | 6-5 | 284 | Fr. | HS | Jenks, Okla. (Jenks HS) |
| 64 | Audry Horn | OL | 6-2 | 303 | So. | SQ | Benton, Ark. (Little Rock Catholic HS) |
| 66 | Ty Clary | OL | 6-4 | 285 | Jr. | 2L | Fayetteville, Ark. (Fayetteville HS) |
| 67 | Logan Kallesen | OL | 6-4 | 299 | Fr. | HS | Springdale, Ark. (Shiloh Christian) |
| 68 | Kirby Adcock | OL | 6-5 | 288 | So. | 1L | Nashville, Ark. (Nashville HS) |
| 69 | Austin Nix | OL | 6-2 | 286 | Fr. | HS | Texarkana, Ark. (Arkansas HS) |
| 70 | Luke Jones | OL | 6-5 | 299 | R-Fr. | TR | Little Rock, Ark. (Notre Dame) |
| 71 | Ryan Winkel | OL | 6-6 | 285 | R-Fr. | RS | Memphis, Tenn. (Christian Brothers HS) |
| 72 | Drew Vest | OL | 6-6 | 278 | Fr. | HS | Searcy, Ark. (Searcy HS) |
| 73 | Noah Gatlin | OL | 6-7 | 302 | R-Fr. | RS | Jonesboro, Ark. (Jonesboro HS) |
| 74 | Colton Jackson | OL | 6-5 | 298 | Sr. | 3L | Conway, Ark. (Conway HS) |
| 75 | Silas Robinson | OL | 6-4 | 306 | R-Fr. | RS | Yoakum, Texas (Yoakum HS) |
| 76 | Myron Cunningham | OL | 6-6 | 290 | Jr. | TR | Warren, Ohio (Iowa Central CC) |
| 78 | Dalton Wagner | OL | 6-9 | 308 | So. | 1L | Spring Grove, Ill. (Richmond Burton HS) |
| 79 | Dylan Rathcke | OL | 6-5 | 293 | Fr. | HS | Baton Rouge, La. (University Lab HS) |
| 80 | Brett Nabors | WR | 6-3 | 182 | Fr. | HS | Nashville, Tenn. (Christ Presbyterian Academy) |
| 80 | Matthew Phillips | P | 5-10 | 180 | So. | 1L | Brentwood, Tenn. (Brentwood HS) |
| 81 | Jackson Salley | WR | 6-0 | 183 | Fr. | HS | Rockwall, Texas (Rockwall-Heath HS) |
| 82 | Hudson Henry | TE | 6-5 | 238 | Fr. | HS | Little Rock, Ark. (Pulaski Academy) |
| 83 | Jimmie Stoudemire | WR | 6-2 | 204 | R-Jr. | RS | Prattville, Ala. (Riverside City [Calif.] College) |
| 84 | Peyton Ausley | WR | 6-2 | 185 | R-Fr. | RS | Austin, Texas (Vandegriff High School) |
| 85 | Cheyenne O'Grady | TE | 6-4 | 256 | Sr. | 2L | Fayetteville, Ark. (Fayetteville HS) |
| 86 | Jamario Bell | DL | 6-5 | 265 | Sr. | 1L | Junction City, Ark. (Junction City HS) |
| 86 | John David White | WR | 5-11 | 171 | Fr. | HS | Little Rock, Ark. (Pulaski Academy) |
| 87 | Blake Kern | TE | 6-4 | 256 | Jr. | 1L | Lamar, Ark. (Lamar HS) |
| 89 | Grayson Gunter | TE | 6-6 | 243 | Jr. | 2L | Madison, Miss. (Madison Central HS) |
| 90 | Marcus Miller | DL | 6-5 | 299 | Fr. | HS | Warren, Ark. (Warren HS) |
| 91 | Taurean Carter | DL | 6-3 | 288 | Fr. | HS | Mansfield, Texas (Mansfield Legacy HS) |
| 92 | Elias Hale | DL | 6-4 | 257 | Jr. | SQ | Fayetteville, Ark. (Fayetteville HS) |
| 92 | Chad Stephens | P | 5-11 | 188 | Jr. | SQ | Owasso, Okla. (Dodge City CC) |
| 93 | Isaiah Nichols | DL | 6-3 | 277 | R-Fr. | RS | Springdale, Ark. (Springdale HS) |
| 94 | David Porter | DL | 6-3 | 250 | So. | SQ | Little Rock, Ark. (Joe T. Robinson HS) |
| 99 | Enoch Jackson Jr. | DL | 6-0 | 292 | Fr. | HS | Mansfield, Texas (Mansfield Legacy HS) |

Roster by Class: Senior - 19 | Junior - 25 | Sophomore - 24 | Freshman - 53

FOOTBALL STAFF

Coaching Staff

| | |
|---|------------|
| Chad Morris Head Coach | 2nd Season |
| John Chavis Defensive Coordinator/LBs | 2nd Season |
| Joe Craddock Offensive Coordinator/QBs | 2nd Season |
| Steve Caldwell Defensive Line | 2nd Season |
| Ron Cooper Secondary | 2nd Season |
| Dustin Fry Offensive Line | 2nd Season |
| Kenny Ingram Defensive Tackles | 1st Season |
| Barry Lunney Jr. Tight Ends/Special Teams | 7th Season |
| Mark Smith Secondary | 2nd Season |
| Justin Stepp Wide Receivers | 2nd Season |
| Jeff Traylor Associate Head Coach/RBs | 2nd Season |

Graduate Assistants

| | |
|--------------------------------|------------|
| Imarjaye Albury Defense | 2nd Season |
| Kyle Brende Equipment | 2nd Season |
| Mark Modleski Offense | 2nd Season |
| Will Gilchrist Defense | 1st Season |
| Cass McCord Video | 1st Season |
| Austin Van Poucke Operations | 1st Season |

Quality Control/Analysts

| | |
|---------------------------------|------------|
| Will Bryant Offense | 2nd Season |
| Kap Dede Defense | 1st Season |
| Alonzo Hampton Defense | 1st Season |
| Jess Loepp Offense | 1st Season |
| John Roberts Defense | 5th Season |
| Daniel Da Prato Special Teams | 1st Season |

Support Staff

| | |
|---|------------|
| Randy Ross Football Operations | 2nd Season |
| Trumain Carroll Strength & Conditioning | 2nd Season |
| Dave Polanski Athletic Training | 2nd Season |
| Bobby Allen HS/NFL Relations | 7th Season |
| SJ Tuohy Football Operations | 2nd Season |
| Sam Ogden Video | 2nd Season |
| Jake Rosch Equipment | 6th Season |
| Ty Gatson Offensive Player Personnel | 2nd Season |
| Alex Dale Defensive Player Personnel | 1st Season |

ALPHABETICAL ROSTER

| No. | Name | Pos. |
|-----|-------------------|------|
| 80 | Brett Nabors | WR |
| 4 | Shamar Nash | WR |
| 93 | Isaiah Nichols | DL |
| 69 | Austin Nix | OL |
| 50 | Chibueze Nwanna | OL |
| 53 | John Oehrlein | LS |
| 85 | Cheyenne O'Grady | TE |
| 33 | Logan Orr | LB |
| 28 | Andrew Parker | LB |
| 13 | Nathan Parodi | DB |
| 80 | Matthew Phillips | P |
| 10 | Bumper Pool | LB |
| 94 | David Porter | DL |
| 40 | Trey Purifoy | TE |
| 79 | Dylan Rathcke | OL |
| 6 | Gabe Richardson | DL |
| 75 | Silas Robinson | OL |
| 29 | Jared Sackett | K |
| 81 | Jackson Salley | WR |
| 29 | Asa Shearin | LB |
| 48 | Jordan Silver | LS |
| 26 | Micahh Smith | DB |
| 52 | T.J. Smith | DL |
| 22 | Trelon Smith | RB |
| 11 | Mataio Soli | DL |
| 24 | A'Montae Spivey | RB |
| 17 | Nick Starkel | QB |
| 92 | Chad Stephens | P |
| 13 | Deon Stewart | WR |
| 83 | Jimmie Stoudemire | WR |
| 51 | Ricky Stromberg | OL |
| 40 | Boo Travis | LB |
| 26 | Reid Turner | RB |
| 14 | Britto Tutt | DB |
| 44 | Cameron Vail | DB |
| 72 | Drew Vest | OL |
| 78 | Dalton Wagner | OL |
| 1 | De'Vion Warren | WR |
| 21 | Devwah Whaley | RB |
| 86 | John David White | WR |
| 49 | McKinley Williams | LB |
| 56 | Zach Williams | DL |
| 71 | Ryan Winkel | OL |
| 8 | Michael Woods | WR |
| 37 | Brenden Young | DB |
| 54 | Jake Yurachek | LB |
| 25 | Zach Zimos | LB |

PRONUNCIATIONS

| | |
|--------------------|------------------------|
| McTelvin Agim | UH-geem |
| Peyton Ausley | OZ-lee |
| Taurean Carter | Tore-ee-an |
| Joe Foucha | foo-SHAY |
| De'Jon Harris | DEE-jhon |
| Koilan Jackson | Coy-Lynn |
| Enoch Jackson Jr. | Ee-knock |
| Barry Lunney Jr. | LUHN-ee |
| Jarques McClellion | JAR-kwezz |
| D'Vone McClure | de-VON |
| Chibueze Nwanna | cha-BOY-zee nah-WAH-na |
| Nathan Parodi | pa-ro-DEE |
| Dylan Rathcke | Wrath-key |
| Mataio Soli | mah-TYE-oh |
| Britto Tutt | BREE-toe |
| De'Vion Warren | Deh-VEE-on |
| Devwah Whaley | DEV-wah |
| Zach Zimos | ZIE-mus |

GAME 4: SAN JOSE STATE



McTELVIN AGIM

3

Defensive Line | 6-3 | 300 | Senior
Texarkana, Texas | Hope (Ark.) HS



QUICK HITS

- Nickname: Sosa - given by friends for resemblance to Chief Keef (nicknamed Sosa).
- Enrolled with 28 college credit hours with plan to graduate in three years - accomplished.
- Arkansas' active career leader in tackles for loss (26.0).
- Racked up 3.0 tackles for loss in first three games, tied for seventh in the SEC.
- Had two quarterback hurries vs. Colorado St. (9/14) and forced a fumble.

CAREER STATS

| | GP/GS | UA | A | ToT | TFL-YDS | SCK-YDS | FF | FR-YDS | INT-YDS | QBH | BRUP |
|--------------|--------------|-----------|-----------|------------|-----------------|----------------|----------|------------|------------|-----------|----------|
| 2016 | 13/5 | 8 | 19 | 27 | 5.5-23 | 2.5-13 | 0 | 0-0 | 0-0 | 2 | 0 |
| 2017 | 12/11 | 15 | 22 | 37 | 7.5-33 | 2.5-19 | 2 | 0-0 | 0-0 | 3 | 3 |
| 2018 | 12/12 | 19 | 26 | 45 | 10.0-44 | 4.5-25 | 3 | 1-0 | 0-0 | 11 | 1 |
| 2019 | 3/3 | 6 | 5 | 11 | 3.0-11 | 2.0-9 | 1 | 0-0 | 0-0 | 2 | 0 |
| TOTAL | 40/31 | 48 | 72 | 120 | 26.0-111 | 11.5-66 | 6 | 1-0 | 0-0 | 18 | 4 |

GAME-BY-GAME STATS

| | GP/GS | UA | A | ToT | TFL-YDS | SCK-YDS | FF | FR-YDS | INT-YDS | QBH | BRUP |
|-----------------|------------|----------|----------|-----------|---------------|--------------|----------|------------|------------|----------|----------|
| PORTLAND ST. | 1/1 | 2 | 4 | 6 | 2.0-9 | 2.0-9 | 0 | 0-0 | 0-0 | 0 | 0 |
| at Ole Miss | 1/1 | 3 | 0 | 3 | 1.0-2 | 0.0-0 | 0 | 0-0 | 0-0 | 0 | 0 |
| COLORADO ST. | 1/1 | 1 | 1 | 2 | 0.0-0 | 0.0-0 | 1 | 0-0 | 0-0 | 2 | 0 |
| SAN JOSE ST. | | | | | | | | | | | |
| vs. Texas A&M | | | | | | | | | | | |
| at Kentucky | | | | | | | | | | | |
| AUBURN | | | | | | | | | | | |
| at Alabama | | | | | | | | | | | |
| MISSISSIPPI ST. | | | | | | | | | | | |
| WESTERN KY. | | | | | | | | | | | |
| at LSU | | | | | | | | | | | |
| MISSOURI | | | | | | | | | | | |
| TOTAL | 3/3 | 6 | 5 | 10 | 3.0-11 | 2.0-9 | 1 | 0-0 | 0-0 | 2 | 0 |

SEASON HIGHS

| | |
|------------------|--------------------------------|
| Tackles | 6 vs. Portland St. (8/31/19) |
| Tackles For Loss | 2.0 vs. Portland St. (8/31/19) |
| Sacks | 2.0 vs. Portland St. (8/31/19) |
| QB Hurries | None |
| Pass Breakups | None |
| Forced Fumbles | 1 vs. Colorado State (9/14/19) |

CAREER HIGHS

| | |
|------------------|--|
| Tackles | 9 vs. TCU (9/9/17) |
| Tackles For Loss | 3.5 vs. Tulsa (10/20/18) |
| Sacks | 2.0 (2x) vs. Portland St. (8/31/19) |
| QB Hurries | 3 vs. North Texas (9/15/18) |
| Pass Breakups | 1 (4x) vs. Eastern Illinois (9/1/18) |
| Forced Fumbles | 2 (2x) last at Colorado State (9/8/18) |



RAKEEM BOYD

5

Running Back | 6-0 | 213 | Junior
Stratford, Texas | Independence CC (Kansas)

QUICK HITS

- Brother, Rashad, is a sprinter for the Arkansas track & field team.
- Moved from New Orleans to Houston at age 5 because of Hurricane Katrina.
- Tallied his fifth 100+ yard game of career in Week 3 vs. Colorado St. (8/31).
- His 122 yards vs. CSU was a career-high, his second career-high rushing total in a game this year.
- Is one of five SEC rushers with 2+ games of 100 or more yards rushing through Week 3.

CAREER STATS

| | RUSHING | | | | | | RECEIVING | | | | | |
|-------|---------|-----|-------|-----|----|-----|-----------|-----|-----|----|-----|--|
| | GP/GS | ATT | YDS | AVG | TD | LNG | REC | YDS | AVG | TD | LNG | |
| 2018 | 12/8 | 123 | 734 | 6.0 | 2 | 69 | 23 | 165 | 7.2 | 0 | 38 | |
| 2019 | 3/3 | 55 | 303 | 5.5 | 3 | 59 | 4 | 30 | 7.5 | 0 | 13 | |
| TOTAL | 15/11 | 178 | 1,037 | 5.8 | 5 | 69 | 27 | 195 | 7.2 | 0 | 51 | |

GAME-BY-GAME STATS

| | GP/GS | RUSHING | | | | | RECEIVING | | | | |
|-----------------|------------|-----------|------------|------------|----------|-----------|-----------|-----------|------------|----------|-----------|
| | | ATT | YDS | AVG | TD | LNG | REC | YDS | AVG | TD | LNG |
| PORTLAND ST. | 1/1 | 18 | 114 | 6.3 | 1 | 25 | 3 | 22 | 7.3 | 0 | 13 |
| at Ole Miss | 1/1 | 17 | 67 | 3.9 | 0 | 10 | 1 | 8 | 8.0 | 0 | 8 |
| COLORADO ST. | 1/1 | 20 | 122 | 6.1 | 2 | 59 | 0 | 0 | 0.0 | 0 | 0 |
| SAN JOSE ST. | | | | | | | | | | | |
| vs. Texas A&M | | | | | | | | | | | |
| at Kentucky | | | | | | | | | | | |
| AUBURN | | | | | | | | | | | |
| at Alabama | | | | | | | | | | | |
| MISSISSIPPI ST. | | | | | | | | | | | |
| WESTERN KY. | | | | | | | | | | | |
| at LSU | | | | | | | | | | | |
| MISSOURI | | | | | | | | | | | |
| TOTAL | 3/3 | 55 | 303 | 5.5 | 3 | 59 | 4 | 30 | 7.5 | 0 | 13 |

SEASON HIGHS

| | |
|----------------------|-----------------------------------|
| Rushes | 20 vs. Colorado St. (9/14/19) |
| Rushing Yards | 122 vs. Colorado St. (9/14/19) |
| Rushing Touchdowns | 2 vs. Colorado St. (9/14/19) |
| Long Rush | 59 vs. Colorado St. (9/14/19) |
| 100-Yard Games | 2 last vs. Colorado St. (9/14/19) |
| Receptions | 3 vs. Portland St. (8/31/19) |
| Receiving Yards | 22 vs. Portland St. (8/31/19) |
| Receiving Touchdowns | None |
| Long Reception | 13 vs. Portland St. (8/31/19) |

CAREER HIGHS

| | |
|----------------------|-----------------------------------|
| Rushes | 22 vs. Tulsa (10/20/18) |
| Rushing Yards | 122 vs. Colorado St. (9/14/19) |
| Rushing Touchdowns | 2 vs. Colorado St. (9/14/19) |
| Long Rush | 69 vs. Ole Miss (10/13/18) |
| 100-Yard Games | 5 last vs. Colorado St. (9/14/19) |
| Receptions | 5 vs. Alabama (10/6/18) |
| Receiving Yards | 39 at Auburn (9/22/18) |
| Receiving Touchdowns | None |
| Long Reception | 38 vs. Ole Miss (10/13/18) |

GAME 4: SAN JOSE STATE



GREG BROOKS JR.

9

Defensive Back | 5-11 | 179 | Freshman
Harvey, La. | West Jefferson HS

QUICK HITS

- Early enrollee
- Son of Greg Brooks Sr. - DB at Michigan & Southern Miss - Drafted by Bengals (6th rd) in 2004.
- Has started each of the first three games in 2019 at nickel back.
- Four-star prospect by Rivals and ESPN - No. 35 CB in nation & No. 18 in Louisiana by ESPN.
- Racked up four tackles in SEC opener at Ole Miss - also had both of Arkansas' PBU's.

CAREER STATS

| | GP/GS | UA | A | ToT | TFL-YDS | SCK-YDS | FF | FR-YDS | INT-YDS | QBH | BRUP |
|--------------|------------|----------|----------|----------|--------------|--------------|----------|------------|------------|----------|----------|
| 2019 | 3/3 | 4 | 1 | 5 | 0.0-0 | 0.0-0 | 0 | 0-0 | 0-0 | 1 | 2 |
| TOTAL | 3/3 | 4 | 1 | 5 | 0.0-0 | 0.0-0 | 0 | 0-0 | 0-0 | 1 | 2 |

GAME-BY-GAME STATS

| | GP/GS | UA | A | ToT | TFL-YDS | SCK-YDS | FF | FR-YDS | INT-YDS | QBH | BRUP |
|-----------------|------------|----------|----------|----------|--------------|--------------|----------|------------|------------|----------|----------|
| PORTLAND ST. | 1/1 | 0 | 0 | 0 | 0.0-0 | 0.0-0 | 0 | 0-0 | 0-0 | 1 | 0 |
| at Ole Miss | 1/1 | 3 | 1 | 4 | 0.0-0 | 0.0-0 | 0 | 0-0 | 0-0 | 0 | 2 |
| COLORADO ST. | 1/1 | 1 | 0 | 1 | 0.0-0 | 0.0-0 | 0 | 0-0 | 0-0 | 0 | 0 |
| SAN JOSE ST. | | | | | | | | | | | |
| vs. Texas A&M | | | | | | | | | | | |
| at Kentucky | | | | | | | | | | | |
| AUBURN | | | | | | | | | | | |
| at Alabama | | | | | | | | | | | |
| MISSISSIPPI ST. | | | | | | | | | | | |
| WESTERN KY. | | | | | | | | | | | |
| at LSU | | | | | | | | | | | |
| MISSOURI | | | | | | | | | | | |
| TOTAL | 3/3 | 4 | 1 | 5 | 0.0-0 | 0.0-0 | 0 | 0-0 | 0-0 | 1 | 2 |

SEASON HIGHS

| | |
|----------------------------|------------------------------|
| Tackles | 4 at Ole Miss (9/7/19) |
| Double-Figure Tackle Games | None |
| Tackles For Loss | None |
| Sacks | None |
| Interceptions | None |
| Interception Return Yards | None |
| QB Hurries | 1 vs. Portland St. (8/31/19) |
| Pass Breakups | 2 at Ole Miss (9/7/19) |
| Forced Fumbles | None |

CAREER HIGHS

| | |
|----------------------------|------------------------------|
| Tackles | 4 at Ole Miss (9/7/19) |
| Double-Figure Tackle Games | None |
| Tackles For Loss | None |
| Sacks | None |
| Interceptions | None |
| Interception Return Yards | None |
| QB Hurries | 1 vs. Portland St. (8/31/19) |
| Pass Breakups | 2 at Ole Miss (9/7/19) |
| Forced Fumbles | None |



MONTARIC BROWN

21

Defensive Back | 6-0 | 187 | Sophomore
Ashdown, Ark. | Ashdown HS

QUICK HITS

- Nickname - Buster - given to him by HS coach & town of Ashdown, Ark.
- Has started all three games this year, matching his start total from 2018.
- Tallied a season-high four tackles vs. CSU (9/14), one off a career-high - also had 2 PBU and a FR.
- Has seven tackles through first three games of 2019, three being solo stops.
- Redshirted 2017 season.

CAREER STATS

| | GP/GS | UA | A | ToT | TFL-YDS | SCK-YDS | FF | FR-YDS | INT-YDS | QBH | BRUP |
|--------------|-------------|-----------|----------|-----------|--------------|--------------|----------|------------|------------|----------|----------|
| 2018 | 11/3 | 8 | 1 | 9 | 0.0-0 | 0.0-0 | 0 | 0-0 | 0-0 | 0 | 1 |
| 2019 | 3/3 | 5 | 2 | 7 | 0.0-0 | 0.0-0 | 0 | 1-0 | 0-0 | 0 | 2 |
| TOTAL | 14/6 | 11 | 3 | 16 | 0.0-0 | 0.0-0 | 0 | 1-0 | 0-0 | 0 | 3 |

GAME-BY-GAME STATS

| | GP/GS | UA | A | ToT | TFL-YDS | SCK-YDS | FF | FR-YDS | INT-YDS | QBH | BRUP |
|-----------------|------------|----------|----------|----------|--------------|--------------|----------|------------|------------|----------|----------|
| PORTLAND ST. | 1/1 | 2 | 0 | 2 | 0.0-0 | 0.0-0 | 0 | 0-0 | 0-0 | 0 | 0 |
| at Ole Miss | 1/1 | 1 | 0 | 1 | 0.0-0 | 0.0-0 | 0 | 0-0 | 0-0 | 0 | 0 |
| COLORADO ST. | 1/1 | 2 | 2 | 4 | 0.0-0 | 0.0-0 | 0 | 1-0 | 0-0 | 0 | 2 |
| SAN JOSE ST. | | | | | | | | | | | |
| vs. Texas A&M | | | | | | | | | | | |
| at Kentucky | | | | | | | | | | | |
| AUBURN | | | | | | | | | | | |
| at Alabama | | | | | | | | | | | |
| MISSISSIPPI ST. | | | | | | | | | | | |
| WESTERN KY. | | | | | | | | | | | |
| at LSU | | | | | | | | | | | |
| MISSOURI | | | | | | | | | | | |
| TOTAL | 3/3 | 5 | 2 | 7 | 0.0-0 | 0.0-0 | 0 | 1-0 | 0-0 | 2 | 0 |

SEASON HIGHS

| | |
|----------------------------|--|
| Tackles | 2 (2x) last vs. Colorado St. (9/14/19) |
| Double-Figure Tackle Games | None |
| Tackles For Loss | None |
| Sacks | None |
| Interceptions | None |
| Interception Return Yards | None |
| QB Hurries | 2 vs. Colorado St. (9/14/19) |
| Pass Breakups | None |
| Forced Fumbles | None |

CAREER HIGHS

| | |
|----------------------------|------------------------------|
| Tackles | 5 at Missouri (11/23/18) |
| Double-Figure Tackle Games | None |
| Tackles For Loss | None |
| Sacks | None |
| Interceptions | None |
| Interception Return Yards | None |
| QB Hurries | 2 vs. Colorado St. (9/14/19) |
| Pass Breakups | 1 at Missouri (11/23/18) |
| Forced Fumbles | None |

GAME 4: SAN JOSE STATE



TREYLON BURKS

16

Wide Receiver | 6-3 | 223 | Freshman
Warren, Ark. | Warren HS

QUICK HITS

- Enjoys being outdoors, fishing & watching old re-runs of westerns in the early morning.
- Started at wide receiver in the season opener against Portland State and in Week 3 vs. CSU.
- Hauled in a season-high four catches for 92 yards vs. CSU - team-high yardage.
- Four-star prospect by Rivals, 247Sports and ESPN.
- Rated as the top player in the state of Arkansas by 247Sports & No. 82 in country by ESPN.

CAREER STATS

| | GP/GS | RECEIVING | | | | | RUSHING | | | | |
|--------------|------------|-----------|------------|-------------|----------|-----------|----------|----------|------------|----------|----------|
| | | REC | YDS | AVG | TD | LNG | ATT | YDS | AVG | TD | LNG |
| 2019 | 3/2 | 9 | 172 | 19.1 | 0 | 38 | 0 | 0 | 0.0 | 0 | 0 |
| TOTAL | 3/2 | 9 | 172 | 19.1 | 0 | 38 | 0 | 0 | 0.0 | 0 | 0 |

GAME-BY-GAME STATS

| | GP/GS | RUSHING | | | | | RECEIVING | | | | |
|-----------------|------------|----------|------------|-------------|----------|-----------|-----------|----------|------------|----------|----------|
| | | REC | YDS | AVG | TD | LNG | ATT | YDS | AVG | TD | LNG |
| PORTLAND ST. | 1/1 | 3 | 52 | 17.3 | 0 | 20 | 0 | 0 | 0 | 0 | 0 |
| at Ole Miss | 1/0 | 2 | 28 | 14.0 | 0 | 22 | 0 | 0 | 0 | 0 | 0 |
| COLORADO ST. | 1/1 | 4 | 92 | 23.0 | 0 | 38 | 0 | 0 | 0 | 0 | 0 |
| SAN JOSE ST. | | | | | | | | | | | |
| vs. Texas A&M | | | | | | | | | | | |
| at Kentucky | | | | | | | | | | | |
| AUBURN | | | | | | | | | | | |
| at Alabama | | | | | | | | | | | |
| MISSISSIPPI ST. | | | | | | | | | | | |
| WESTERN KY. | | | | | | | | | | | |
| at LSU | | | | | | | | | | | |
| MISSOURI | | | | | | | | | | | |
| TOTAL | 3/2 | 9 | 172 | 19.1 | 0 | 38 | 0 | 0 | 0.0 | 0 | 0 |

SEASON HIGHS

Receptions 4 vs. Colorado St. (9/14/19)
 Receiving Yards 92 vs. Colorado St. (9/14/19)
 Receiving Touchdowns None
 Long Reception 38 vs. Colorado St. (9/14/19)

CAREER HIGHS

Receptions 4 vs. Colorado St. (9/14/19)
 Receiving Yards 92 vs. Colorado St. (9/14/19)
 Receiving Touchdowns None
 Long Reception 38 vs. Colorado St. (9/14/19)



KAMREN CURL

2

Defensive Back | 6-2 | 198 | Junior
San Diego, Calif. | Muskogee HS (Okla.)

QUICK HITS

- Coached by his dad, Greg, in HS - DC in 9th grade / Assistant Coach on varsity.
- Father served in Navy, moved from California to Oklahoma at start of HS career.
- Returned his first career fumble recovery 69 yards for a touchdown at Ole Miss (9/7).
- Is only player in the nation with a SCK, an INT and a fumble recovery for a TD this year.
- Tied a career-high nine tackles vs. CSU (9/14), including seven solo stops.

CAREER STATS

| | GP/GS | UA | A | ToT | TFL-YDS | SCK-YDS | FF | FR-YDS | INT-YDS | QBH | BRUP |
|--------------|--------------|-----------|-----------|------------|--------------|--------------|----------|-------------|-------------|----------|-----------|
| 2017 | 12/11 | 32 | 14 | 46 | 0.0-0 | 0.0-0 | 0 | 0-0 | 0-0 | 0 | 8 |
| 2018 | 11/11 | 27 | 26 | 53 | 0.0-0 | 0.0-0 | 1 | 0-0 | 0-0 | 1 | 5 |
| 2019 | 3/3 | 17 | 5 | 22 | 2.0-9 | 2.0-9 | 1 | 1-69 | 1-29 | 0 | 0 |
| TOTAL | 26/25 | 76 | 41 | 117 | 2.0-9 | 2.0-9 | 2 | 1-69 | 1-29 | 1 | 13 |

GAME-BY-GAME STATS

| | GP/GS | UA | A | ToT | TFL-YDS | SCK-YDS | FF | FR-YDS | INT-YDS | QBH | BRUP |
|-----------------|------------|-----------|----------|-----------|--------------|--------------|----------|-------------|-------------|----------|----------|
| PORTLAND ST. | 1/1 | 4 | 1 | 5 | 2.0-9 | 2.0-9 | 0 | 0-0 | 1-29 | 0 | 0 |
| at Ole Miss | 1/1 | 6 | 2 | 8 | 0.0-0 | 0.0-0 | 1 | 1-69 | 0-0 | 0 | 0 |
| COLORADO ST. | 1/1 | 7 | 2 | 9 | 0.0-0 | 0.0-0 | 0 | 0-0 | 0-0 | 0 | 0 |
| SAN JOSE ST. | | | | | | | | | | | |
| vs. Texas A&M | | | | | | | | | | | |
| at Kentucky | | | | | | | | | | | |
| AUBURN | | | | | | | | | | | |
| at Alabama | | | | | | | | | | | |
| MISSISSIPPI ST. | | | | | | | | | | | |
| WESTERN KY. | | | | | | | | | | | |
| at LSU | | | | | | | | | | | |
| MISSOURI | | | | | | | | | | | |
| TOTAL | 3/3 | 17 | 5 | 22 | 2.0-9 | 2.0-9 | 1 | 1-69 | 1-29 | 0 | 0 |

SEASON HIGHS

Tackles 9 vs. Colorado St. (9/14/19)
 Tackles For Loss 2.0 vs. Portland St. (8/31/19)
 Sacks 2.0 vs. Portland St. (8/31/19)
 QB Hurries None
 Pass Breakups None
 Forced Fumbles 1 at Ole Miss (9/7/19)
 Interceptions 1 vs. Portland St. (8/31/19)

CAREER HIGHS

Tackles 9 (2x) last vs. Colorado St. (9/14/19)
 Tackles For Loss 2.0 vs. Portland St. (8/31/19)
 Sacks 2.0 vs. Portland St. (8/31/19)
 QB Hurries 1 vs. LSU (11/10/18)
 Pass Breakups 3 at South Carolina (10/7/17)
 Forced Fumbles 1 (2x) last at Ole Miss (9/7/19)
 Interceptions 1 vs. Portland St. (8/31/19)

GAME 4: SAN JOSE STATE



JOE FOUCHA

7

Defensive Back | 5-11 | 195 | Sophomore
New Orleans, La. | McDonogh 35 HS

QUICK HITS

- House flooded during Hurricane Katrina - moved to Texas, moved back to NOLA later.
- Recognized as PAT Award winner by Coach Morris after camp - Passion/Attitude/Trust.
- Started the last four games dating back to 2018 (at Missouri).
- Hauled in his first career interception late vs. Portland St. (8/31), sealing the game.
- Tallied five or more tackles for the second-straight week, earning six stops vs. CSU (9/14).

CAREER STATS

| | GP/GS | UA | A | ToT | TFL-YDS | SCK-YDS | FF | FR-YDS | INT-YDS | QBH | BRUP |
|--------------|-------------|-----------|-----------|-----------|--------------|--------------|----------|------------|-------------|----------|----------|
| 2018 | 9/1 | 6 | 5 | 11 | 0.0-0 | 0.0-0 | 0 | 0-0 | 0-0 | 0 | 0 |
| 2019 | 3/3 | 8 | 6 | 14 | 0.0-0 | 0.0-0 | 0 | 1-0 | 1-20 | 0 | 2 |
| TOTAL | 12/4 | 14 | 11 | 25 | 0.0-0 | 0.0-0 | 0 | 1-0 | 1-20 | 0 | 2 |

GAME-BY-GAME STATS

| | GP/GS | UA | A | ToT | TFL-YDS | SCK-YDS | FF | FR-YDS | INT-YDS | QBH | BRUP |
|-----------------|------------|----------|----------|-----------|--------------|--------------|----------|------------|-------------|----------|----------|
| PORTLAND ST. | 1/1 | 0 | 1 | 1 | 0.0-0 | 0.0-0 | 0 | 0-0 | 1-20 | 0 | 2 |
| at Ole Miss | 1/1 | 6 | 1 | 7 | 0.0-0 | 0.0-0 | 0 | 1-0 | 0-0 | 0 | 0 |
| COLORADO ST. | 1/1 | 2 | 4 | 6 | 0.0-0 | 0.0-0 | 0 | 0-0 | 0-0 | 0 | 0 |
| SAN JOSE ST. | | | | | | | | | | | |
| vs. Texas A&M | | | | | | | | | | | |
| at Kentucky | | | | | | | | | | | |
| AUBURN | | | | | | | | | | | |
| at Alabama | | | | | | | | | | | |
| MISSISSIPPI ST. | | | | | | | | | | | |
| WESTERN KY. | | | | | | | | | | | |
| at LSU | | | | | | | | | | | |
| MISSOURI | | | | | | | | | | | |
| TOTAL | 3/3 | 8 | 6 | 14 | 0.0-0 | 0.0-0 | 0 | 1-0 | 1-20 | 0 | 2 |

SEASON HIGHS

| | |
|------------------|------------------------------|
| Tackles | 7 at Ole Miss (9/7/19) |
| Tackles For Loss | None |
| Sacks | None |
| QB Hurries | None |
| Pass Breakups | 2 vs. Portland St. (8/31/19) |
| Forced Fumbles | None |
| Interceptions | 1 vs. Portland St. (8/31/19) |

CAREER HIGHS

| | |
|------------------|------------------------------|
| Tackles | 7 at Ole Miss (9/7/19) |
| Tackles For Loss | None |
| Sacks | None |
| QB Hurries | None |
| Pass Breakups | 2 vs. Portland St. (8/31/19) |
| Forced Fumbles | None |
| Interceptions | 1 vs. Portland St. (8/31/19) |



DORIAN GERALD

5

Defensive Lineman | 6-3 | 261 | Senior
Florence, S.C. | College of the Canyons (Calif.)

NEWS

Will miss the rest of the 2019 season after an injury in week one.

QUICK HITS

- Played in eight games during his first season at Arkansas, starting the final two contests.
- Totaled 275 snaps over the course of the year, 245 coming on the defensive line
- Recorded multi-tackle performances in each of the last five games of the year.
- Had multiple solo stops in three of the last four games.
- Racked up a season-high nine tackles, with 1.5 TFLs, at Mississippi State (11/17/18).

CAREER STATS

| | GP/GS | UA | A | ToT | TFL-YDS | SCK-YDS | FF | FR-YDS | INT-YDS | QBH | BRUP |
|--------------|------------|----------|-----------|-----------|---------------|--------------|----------|------------|------------|----------|----------|
| 2018 | 8/2 | 8 | 13 | 21 | 2.5-13 | 0.0-0 | 0 | 0-0 | 0-0 | 2 | 2 |
| 2019 | 1/1 | 0 | 1 | 1 | 0.0-0 | 0.0-0 | 0 | 0-0 | 0-0 | 0 | 1 |
| TOTAL | 9/3 | 8 | 14 | 22 | 2.5-13 | 0.0-0 | 0 | 0-0 | 0-0 | 2 | 3 |

GAME-BY-GAME STATS

| | GP/GS | UA | A | ToT | TFL-YDS | SCK-YDS | FF | FR-YDS | INT-YDS | QBH | BRUP |
|-----------------|------------|----------|----------|----------|--------------|--------------|----------|------------|------------|----------|----------|
| PORTLAND ST. | 1/1 | 0 | 1 | 1 | 0.0-0 | 0.0-0 | 0 | 0-0 | 0-0 | 0 | 1 |
| at Ole Miss | -/- | - | - | - | - | - | - | - | - | - | - |
| COLORADO ST. | -/- | - | - | - | - | - | - | - | - | - | - |
| SAN JOSE ST. | | | | | | | | | | | |
| vs. Texas A&M | | | | | | | | | | | |
| at Kentucky | | | | | | | | | | | |
| AUBURN | | | | | | | | | | | |
| at Alabama | | | | | | | | | | | |
| MISSISSIPPI ST. | | | | | | | | | | | |
| WESTERN KY. | | | | | | | | | | | |
| at LSU | | | | | | | | | | | |
| MISSOURI | | | | | | | | | | | |
| TOTAL | 1/1 | 0 | 1 | 1 | 0.0-0 | 0.0-0 | 0 | 0-0 | 0-0 | 0 | 1 |

SEASON HIGHS

| | |
|------------------|------------------------------|
| Tackles | 1 vs. Portland St. (8/31/19) |
| Tackles For Loss | None |
| Sacks | None |
| QB Hurries | None |
| Pass Breakups | 1 vs. Portland St. (8/31/19) |
| Forced Fumbles | None |
| Interceptions | None |

CAREER HIGHS

| | |
|------------------|--|
| Tackles | 9 at Mississippi State (11/17/18) |
| Tackles For Loss | 1.5 at Mississippi State (11/17/18) |
| Sacks | None |
| QB Hurries | 1, twice, at Missouri (11/23/18) |
| Pass Breakups | 1 (3x) last vs. Portland St. (8/31/19) |
| Forced Fumbles | None |
| Interceptions | None |

GAME 4: SAN JOSE STATE



GRAYSON GUNTER

89

Tight End | 6-6 | 243 | Junior
Madison, Miss. | Madison Central HS

QUICK HITS

- Father, Bubba, played football at Ole Miss from 1989-91 as an outside linebacker.
- Played in 11 of 12 games for the Razorbacks as a redshirt sophomore in 2018, starting twice.
- Racked up a career-high three catches in Week 1 vs. Portland St. (8/31).
- Recorded his first career touchdown vs. Tulsa (10/20/18)
- One of two players on 2019 roster from the state of Mississippi.

CAREER STATS

| | GP/GS | RECEIVING | | | | RUSHING | | | | | |
|--------------|-------------|-----------|-----------|-------------|----------|-----------|----------|----------|------------|----------|----------|
| | | REC | YDS | AVG | TD | LNG | ATT | YDS | AVG | TD | LNG |
| 2016 | 13/0 | 1 | 29 | 29.0 | 0 | 29 | 0 | 0 | 0.0 | 0 | 0 |
| 2018 | 11/2 | 4 | 51 | 12.8 | 1 | 23 | 0 | 0 | 0.0 | 0 | 0 |
| 2019 | 3/3 | 3 | 16 | 5.3 | 0 | 9 | 0 | 0 | 0.0 | 0 | 0 |
| TOTAL | 27/5 | 8 | 96 | 12.0 | 1 | 29 | 0 | 0 | 0.0 | 0 | 0 |

GAME-BY-GAME STATS

| | GP/GS | RECEIVING | | | | RUSHING | | | | | |
|-----------------|------------|-----------|-----------|------------|----------|----------|----------|----------|----------|----------|----------|
| | | REC | YDS | AVG | TD | LNG | ATT | YDS | AVG | TD | LNG |
| PORTLAND ST. | 1/1 | 3 | 16 | 5.3 | 0 | 9 | 0 | 0 | 0 | 0 | 0 |
| at Ole Miss | 1/1 | 0 | 0 | 0.0 | 0 | 0 | 0 | 0 | 0 | 0 | 0 |
| COLORADO ST. | 1/1 | 0 | 0 | 0.0 | 0 | 0 | 0 | 0 | 0 | 0 | 0 |
| SAN JOSE ST. | | | | | | | | | | | |
| vs. Texas A&M | | | | | | | | | | | |
| at Kentucky | | | | | | | | | | | |
| AUBURN | | | | | | | | | | | |
| at Alabama | | | | | | | | | | | |
| MISSISSIPPI ST. | | | | | | | | | | | |
| WESTERN KY. | | | | | | | | | | | |
| at LSU | | | | | | | | | | | |
| MISSOURI | | | | | | | | | | | |
| TOTAL | 3/3 | 3 | 16 | 5.3 | 0 | 9 | 0 | 0 | 0 | 0 | 0 |

SEASON HIGHS

Receptions 3 vs. Portland St. (8/31/19)
 Receiving Yards 16 vs. Portland St. (8/31/19)
 Receiving Touchdowns None
 Long Reception 9 vs. Portland St. (8/31/19)
 Rushes None
 Rushing Yards None
 Rushing Touchdowns None

CAREER HIGHS

Receptions 3 vs. Portland St. (8/31/19)
 Receiving Yards 23 vs. LSU (11/10/18)
 Receiving Touchdowns 1 vs. Tulsa (10/20/18)
 Long Reception 23 vs. LSU (11/10/18)
 Rushes None
 Rushing Yards None
 Rushing Touchdowns None



T.J. HAMMONDS

41

Running Back | 5-10 | 184 | Redshirt Junior
Little Rock, Ark. | Joe T. Robinson HS

QUICK HITS

- Played in four of the first five games last year, then did not play again to keep redshirt.
- Recorded the team's longest catch last year 64 yards for a TD at Colorado State (9/8).
- Had three carries in three of the four games played last season.
- His 88-yard TD run against Coastal Carolina ('17) was the sixth-longest run in team history.
- Also had a 60-yard TD catch vs. CC to be first Hog since 2012 with two TDs of 60+ yards.

CAREER STATS

| | GP/GS | RECEIVING | | | | RUSHING | | | | | |
|--------------|-------------|-----------|------------|-------------|----------|-----------|-----------|------------|------------|----------|-----------|
| | | REC | YDS | AVG | TD | LNG | ATT | YDS | AVG | TD | LNG |
| 2016 | 8/0 | 0 | 0 | 0.0 | 0 | 0 | 15 | 88 | 5.9 | 1 | 30 |
| 2017 | 12/0 | 2 | 64 | 32.0 | 1 | 60 | 32 | 267 | 8.3 | 1 | 88 |
| 2018 | 4/0 | 4 | 84 | 12.0 | 1 | 64 | 10 | 28 | 2.8 | 0 | 10 |
| TOTAL | 24/0 | 6 | 148 | 24.7 | 2 | 64 | 57 | 397 | 6.9 | 2 | 88 |

GAME-BY-GAME STATS

| | GP/GS | RUSHING | | | | RECEIVING | | | | | |
|-----------------|------------|----------|----------|----------|----------|-----------|----------|----------|----------|----------|----------|
| | | ATT | YDS | AVG | TD | LNG | REC | YDS | AVG | TD | LNG |
| PORTLAND ST. | -/- | - | - | - | - | - | - | - | - | - | - |
| at Ole Miss | -/- | - | - | - | - | - | - | - | - | - | - |
| COLORADO ST. | -/- | - | - | - | - | - | - | - | - | - | - |
| SAN JOSE ST. | | | | | | | | | | | |
| vs. Texas A&M | | | | | | | | | | | |
| at Kentucky | | | | | | | | | | | |
| AUBURN | | | | | | | | | | | |
| at Alabama | | | | | | | | | | | |
| MISSISSIPPI ST. | | | | | | | | | | | |
| WESTERN KY. | | | | | | | | | | | |
| at LSU | | | | | | | | | | | |
| MISSOURI | | | | | | | | | | | |
| TOTAL | -/- | - | - | - | - | - | - | - | - | - | - |

SEASON HIGHS

Rushes 3 (2x) last at Colorado State (9/8/18)
 Rushing Yards 14 vs. Eastern Illinois (9/1/18)
 Rushing Touchdowns None
 Long Rush 10 vs. Eastern Illinois (9/1/18)
 Receptions 2 vs. North Texas (9/15/18)
 Receiving Yards 64 at Colorado State (9/8/18)
 Receiving Touchdowns 1 at Colorado State (9/8/18)
 Long Reception 64 at Colorado State (9/8/18)

CAREER HIGHS

Rushes 11 at Ole Miss (10/28/17)
 Rushing Yards 119 vs. Coastal Carolina (11/4/17)
 Rushing Touchdowns 1 (2x), last vs. Coastal Carolina (11/4/17)
 Long Rush 88 vs. Coastal Carolina (11/4/17)
 Receptions 2 vs. North Texas (9/15/18)
 Receiving Yards 64 at Colorado State (9/8/18)
 Receiving Touchdowns 1 (2x) last at Colorado State (9/8/18)
 Long Reception 64 at Colorado State (9/8/18)

GAME 4: SAN JOSE STATE



DE'JON HARRIS

8

Linebacker | 6-0 | 248 | Senior
Harvey, La. | John Ehret HS

QUICK HITS

- Nickname: Scoota - given to him by his mom as a child.
- Earned his first double-digit tackle game (12 vs. CSU, 9/14) last week, his 16th of his career.
- Led the Razorbacks in each of the last two seasons in total stops (115 & 118).
- Conference-high seven double-digit tackle performances in 2018.
- Led the SEC in total tackles, solo stops & tackles in SEC play during the 2018 regular season.

CAREER STATS

| | GP/GS | UA | A | ToT | TFL-YDS | SCK-YDS | FF | FR-YDS | INT-YDS | QBH | BRUP |
|--------------|--------------|------------|------------|------------|----------------|---------------|----------|------------|------------|----------|----------|
| 2016 | 12/0 | 18 | 19 | 37 | 2.0-8 | 1.0-6 | 1 | 0-0 | 0-0 | 0 | 0 |
| 2017 | 12/12 | 66 | 49 | 115 | 8.5-25 | 3.5-18 | 0 | 0-0 | 0-0 | 4 | 2 |
| 2018 | 12/12 | 62 | 56 | 118 | 9.0-23 | 2.0-11 | 1 | 1-0 | 0-0 | 2 | 5 |
| 2019 | 3/3 | 9 | 12 | 21 | 1.0-2 | 0.0-0 | 0 | 0-0 | 0-0 | 1 | 0 |
| TOTAL | 39/27 | 155 | 136 | 291 | 20.5-58 | 6.5-51 | 2 | 1-0 | 0-0 | 7 | 7 |

GAME-BY-GAME STATS

| | GP/GS | UA | A | ToT | TFL-YDS | SCK-YDS | FF | FR-YDS | INT-YDS | QBH | BRUP |
|-----------------|------------|----------|-----------|-----------|--------------|--------------|----------|------------|------------|----------|----------|
| PORTLAND ST. | 1/1 | 0 | 3 | 3 | 0.5-1 | 0.0-0 | 0 | 0-0 | 0-0 | 1 | 0 |
| at Ole Miss | 1/1 | 3 | 3 | 6 | 0.0-0 | 0.0-0 | 0 | 0-0 | 0-0 | 0 | 0 |
| COLORADO ST. | 1/1 | 6 | 6 | 12 | 0.5-1 | 0.0-0 | 0 | 0-0 | 0-0 | 0 | 0 |
| SAN JOSE ST. | | | | | | | | | | | |
| vs. Texas A&M | | | | | | | | | | | |
| at Kentucky | | | | | | | | | | | |
| AUBURN | | | | | | | | | | | |
| at Alabama | | | | | | | | | | | |
| MISSISSIPPI ST. | | | | | | | | | | | |
| WESTERN KY. | | | | | | | | | | | |
| at LSU | | | | | | | | | | | |
| MISSOURI | | | | | | | | | | | |
| TOTAL | 3/3 | 9 | 12 | 21 | 1.0-2 | 0.0-0 | 0 | 0-0 | 0-0 | 1 | 0 |

SEASON HIGHS

| | |
|----------------------------|--|
| Tackles | 12 vs. Colorado St. (9/14/19) |
| Tackles For Loss | 0.5 (2x) last vs. Colorado St. (9/14/19) |
| Double-Figure Tackle Games | 1 vs. Colorado St. (9/14/19) |
| Sacks | None |
| Interceptions | None |
| Interception Return Yards | None |
| QB Hurries | 1 vs. Portland St. (8/31/19) |
| Pass Breakups | None |
| Forced Fumbles | None |

CAREER HIGHS

| | |
|----------------------------|--|
| Tackles | 16 vs. Texas A&M (9/29/18) |
| Tackles For Loss | 2.0 (3x), last vs. Texas A&M (9/29/18) |
| Double-Figure Tackle Games | 16, last vs. Colorado State (9/14/19) |
| Sacks | 1.0 (6x) last vs. Ole Miss (10/13/18) |
| Interceptions | None |
| Interception Return Yards | 1 vs. Tulsa (10/20/18) |
| QB Hurries | 3 vs. Missouri (11/24/17) |
| Pass Breakups | 2 (2x) last vs. North Texas (9/15/18) |
| Forced Fumbles | 1 (2x) vs. Eastern Illinois (9/1/18) |



CHASE HAYDEN

2

Running Back | 5-10 | 205 | Junior
Memphis, Tenn. | Saint George's Independent School

QUICK HITS

- Father, Aaron, was RB at Tennessee & drafted by Chargers (4th rd) in 1995 NFL Draft.
- Played in all 12 games for the Razorbacks as a sophomore in 2018.
- Totaled 220 snaps over the course of the season, 214 out of the backfield.
- Ranked third on the team in rushing with 251 yards and a touchdown on 57 carries in 2018.
- Racked up 70 yards on five carries, scoring once against Vanderbilt on Oct. 27.

CAREER STATS

| | RUSHING | | | | | | RECEIVING | | | | | |
|-------|---------|-----|-----|-----|----|-----|-----------|-----|------|----|-----|--|
| | GP/GS | ATT | YDS | AVG | TD | LNG | REC | YDS | AVG | TD | LNG | |
| 2017 | 7/0 | 61 | 326 | 5.3 | 4 | 40 | 1 | 23 | 23.0 | 0 | 23 | |
| 2018 | 12/0 | 57 | 251 | 4.4 | 1 | 38 | 11 | 61 | 5.5 | 0 | 20 | |
| 2019 | 3/0 | 12 | 39 | 3.3 | 0 | 15 | 4 | 12 | 3.0 | 0 | 6 | |
| TOTAL | 22/0 | 130 | 617 | 4.7 | 5 | 40 | 16 | 96 | 6.0 | 0 | 23 | |

GAME-BY-GAME STATS

| | RUSHING | | | | | | RECEIVING | | | | | |
|-----------------|---------|-----|-----|------|----|-----|-----------|-----|------|----|-----|--|
| | GP/GS | ATT | YDS | AVG | TD | LNG | REC | YDS | AVG | TD | LNG | |
| PORTLAND ST. | 1/0 | 9 | 28 | 3.1 | 0 | 6 | 1 | 4 | 4.0 | 0 | 4 | |
| at Ole Miss | 1/0 | 1 | -6 | -6.0 | 0 | -6 | 1 | -4 | -4.0 | 0 | -4 | |
| COLORADO ST. | 1/0 | 2 | 17 | 8.5 | 0 | 15 | 2 | 12 | 6.0 | 0 | 6 | |
| SAN JOSE ST. | | | | | | | | | | | | |
| vs. Texas A&M | | | | | | | | | | | | |
| at Kentucky | | | | | | | | | | | | |
| AUBURN | | | | | | | | | | | | |
| at Alabama | | | | | | | | | | | | |
| MISSISSIPPI ST. | | | | | | | | | | | | |
| WESTERN KY. | | | | | | | | | | | | |
| at LSU | | | | | | | | | | | | |
| MISSOURI | | | | | | | | | | | | |
| TOTAL | 3/0 | 12 | 39 | 3.3 | 0 | 15 | 4 | 12 | 3.0 | 0 | 6 | |

SEASON HIGHS

| | |
|----------------------|-------------------------------|
| Rushes | 9 vs. Portland St. (8/31/19) |
| Rushing Yards | 28 vs. Portland St. (8/31/19) |
| Rushing Touchdowns | None |
| Long Rush | 15 vs. Colorado St. (9/14/19) |
| 100-Yard Games | None |
| Receptions | 2 vs. Colorado St. (9/14/19) |
| Receiving Yards | 12 vs. Colorado St. (9/14/19) |
| Receiving Touchdowns | None |
| Long Reception | 6 vs. Colorado St. (9/14/19) |

CAREER HIGHS

| | |
|----------------------|----------------------------------|
| Rushes | 14 vs. Florida A&M (8/31/17) |
| Rushing Yards | 120 vs. Florida A&M (8/31/17) |
| Rushing Touchdowns | 2 vs. New Mexico State (9/30/17) |
| Long Rush | 40 vs. Auburn (10/21/17) |
| 100-Yard Games | 1, 120 vs. Florida A&M (8/31/17) |
| Receptions | 5 vs. Vanderbilt (10/27/18) |
| Receiving Yards | 26 vs. Alabama (10/6/18) |
| Receiving Touchdowns | None |
| Long Reception | 23 vs. Auburn (10/21/17) |

GAME 4: SAN JOSE STATE



HAYDEN HENRY

27

Linebacker | 6-2 | 226 | Junior
Little Rock, Ark. | Pulaski Academy

QUICK HITS

- Razorback Bloodline: Grandfather, Skip Coffman, played basketball (1957-62), father, Mark, played football (1988-91), brothers Hunter (2013-15) & Hudson (current freshman) play FB.
- Has played in all three games in 2019, racking up seven tackles (2.5 TFL).
- Notched career-high 1.5 TFL vs. CSU (9/14) last week along with a forced fumble and a PBU.
- Had a career high eight tackles against LSU (11/10/18).

CAREER STATS

| | GP/GS | UA | A | ToT | TFL-YDS | SCK-YDS | FF | FR-YDS | INT-YDS | QBH | BRUP |
|--------------|-------------|-----------|-----------|-----------|--------------|--------------|----------|------------|------------|----------|----------|
| 2017 | 12/0 | 3 | 0 | 3 | 0.0-0 | 0.0-0 | 0 | 0-0 | 0-0 | 0 | 0 |
| 2018 | 12/1 | 9 | 15 | 24 | 0.0-0 | 0.0-0 | 0 | 0-0 | 0-0 | 0 | 0 |
| 2019 | 3/0 | 5 | 7 | 12 | 2.5-9 | 1.0-7 | 1 | 0-0 | 0-0 | 0 | 1 |
| TOTAL | 27/1 | 17 | 22 | 39 | 2.5-9 | 1.0-7 | 1 | 0-0 | 0-0 | 0 | 1 |

GAME-BY-GAME STATS

| | GP/GS | UA | A | ToT | TFL-YDS | SCK-YDS | FF | FR-YDS | INT-YDS | QBH | BRUP |
|-----------------|------------|----------|----------|-----------|--------------|--------------|----------|------------|------------|----------|----------|
| PORTLAND ST. | 1/0 | 1 | 0 | 1 | 1.0-7 | 1.0-7 | 0 | 0-0 | 0-0 | 0 | 0 |
| at Ole Miss | 1/0 | 2 | 2 | 4 | 0.0-0 | 0.0-0 | 0 | 0-0 | 0-0 | 0 | 0 |
| COLORADO ST. | 1/0 | 2 | 5 | 7 | 1.5-2 | 0.0-0 | 1 | 0-0 | 0-0 | 0 | 1 |
| SAN JOSE ST. | | | | | | | | | | | |
| vs. Texas A&M | | | | | | | | | | | |
| at Kentucky | | | | | | | | | | | |
| AUBURN | | | | | | | | | | | |
| at Alabama | | | | | | | | | | | |
| MISSISSIPPI ST. | | | | | | | | | | | |
| WESTERN KY. | | | | | | | | | | | |
| at LSU | | | | | | | | | | | |
| MISSOURI | | | | | | | | | | | |
| TOTAL | 3/0 | 5 | 7 | 12 | 2.5-9 | 1.0-7 | 1 | 0-0 | 0-0 | 0 | 1 |

SEASON HIGHS

| | |
|---------------------------|--------------------------------|
| Tackles | 7 vs. Colorado St. (9/14/19) |
| Tackles For Loss | 1.5 vs. Colorado St. (9/14/19) |
| Sacks | 1.0 vs. Portland St. (8/31/19) |
| Interceptions | None |
| Interception Return Yards | None |
| QB Hurries | None |
| Pass Breakups | 1 vs. Colorado St. (9/14/19) |
| Forced Fumbles | 1 vs. Colorado St. (9/14/19) |

CAREER HIGHS

| | |
|---------------------------|--------------------------------|
| Tackles | 8 vs. LSU (11/10/18) |
| Tackles For Loss | 1.5 vs. Colorado St. (9/14/19) |
| Sacks | 1.0 vs. Portland St. (8/31/19) |
| Interceptions | None |
| Interception Return Yards | None |
| QB Hurries | None |
| Pass Breakups | 1 vs. Colorado St. (9/14/19) |
| Forced Fumbles | 1 vs. Colorado St. (9/14/19) |



BEN HICKS

6

Quarterback | 6-1 | 217 | Senior
Waco, Texas | SMU



QUICK HITS

- Transferred from SMU with one year of eligibility remaining.
- Played in 12 games, starting nine, as a junior at SMU.
- Left SMU as career leader in passing yards, total offense, TD passes, TDs responsible for, completions and 300-yard games.
- Made his first career start for Arkansas in Week 1 vs. Portland St.

CAREER STATS

| | PASSING | | | | | | | | RUSHING | | | | | |
|-------|---------|------|-------|------|-------|----|-----|-----|---------|------|------|----|-----|--|
| | GP/GS | COMP | ATT | PCT | YDS | TD | INT | LNG | ATT | YDS | AVG | TD | LNG | |
| 2016 | 12/11 | 234 | 422 | 55.4 | 2,930 | 19 | 15 | 88 | 41 | -83 | -2.0 | 2 | 15 | |
| 2017 | 13/13 | 276 | 472 | 58.4 | 3,569 | 33 | 12 | 86 | 54 | 47 | 0.9 | 1 | 25 | |
| 2018 | 12/9 | 208 | 372 | 55.9 | 2,582 | 19 | 7 | 71 | 45 | -68 | -1.5 | 0 | 51 | |
| 2019 | 2/2 | 21 | 45 | 46.7 | 241 | 0 | 0 | 49 | 6 | 1 | 0.2 | 0 | 10 | |
| TOTAL | 39/35 | 739 | 1,271 | 58.3 | 9,322 | 71 | 34 | 88 | 146 | -103 | -0.7 | 3 | 51 | |

GAME-BY-GAME STATS

| | PASSING | | | | | | | | RUSHING | | | | | |
|-----------------|---------|------|-----|------|-----|----|-----|-----|---------|-----|------|----|-----|--|
| | GP/GS | COMP | ATT | PCT | YDS | TD | INT | LNG | ATT | YDS | AVG | TD | LNG | |
| PORTLAND ST. | 1/1 | 14 | 29 | 48.3 | 143 | 0 | 0 | 20 | 2 | 6 | 3.0 | 0 | 10 | |
| at Ole Miss | 1/1 | 7 | 16 | 43.8 | 98 | 0 | 0 | 49 | 4 | -5 | -1.0 | 0 | 6 | |
| COLORADO ST. | -/- | - | - | - | - | - | - | - | - | - | - | - | - | |
| SAN JOSE ST. | | | | | | | | | | | | | | |
| vs. Texas A&M | | | | | | | | | | | | | | |
| at Kentucky | | | | | | | | | | | | | | |
| AUBURN | | | | | | | | | | | | | | |
| at Alabama | | | | | | | | | | | | | | |
| MISSISSIPPI ST. | | | | | | | | | | | | | | |
| WESTERN KY. | | | | | | | | | | | | | | |
| at LSU | | | | | | | | | | | | | | |
| MISSOURI | | | | | | | | | | | | | | |
| TOTAL | 2/2 | 21 | 45 | 46.7 | 241 | 0 | 0 | 49 | 6 | 1 | 0.2 | 0 | 10 | |

SEASON HIGHS

| | |
|---------------|---------------------------------|
| Pass Attempts | 29 vs. Portland St. (8/31/19) |
| Completions | 14 vs. Portland St. (8/31/19) |
| Pass Yards | 143 vs. Portland St. (8/31/19) |
| Pass TDs | None |
| Long Pass | 49 at Ole Miss (9/7/19) |
| Completion % | 48.3 vs. Portland St. (8/31/19) |
| Rushes | 4 at Ole Miss (9/7/19) |
| Rush Yards | 6 vs. Portland St. (8/31/19) |
| Rush TDs | None |
| Long Rush | 10 vs. Portland St. (8/31/19) |

CAREER HIGHS

| | |
|---------------|----------------------------------|
| Pass Attempts | 58 at Houston (10/7/17) |
| Completions | 41 at Houston (10/7/17) |
| Pass Yards | 397 at Houston (10/7/17) |
| Pass TDs | 4, 5x, last at Houston (10/7/17) |
| Long Pass | 88 at North Texas (9/1/18) |
| Completion % | 100.0 vs. Navy (9/22/18) |
| Rushes | 7, 5x, last at Tulsa (11/24/18) |
| Rush Yards | 54 vs. UCF (11/4/17) |
| Rush TDs | 1 vs. Arkansas State (9/23/17) |
| Long Rush | 51 at Uconn (11/10/18) |

GAME 4: SAN JOSE STATE



JORDAN JONES

10

Wide Receiver | 6-1 | 185 | Junior
Smackover, Ark. | Smackover HS

QUICK HITS

- Arkansas 3A State 100-meter dash champion (10.75).
- Played in all 12 games as a sophomore in 2018 - catching a pass in nine.
- Reeled in the top yardage-performance by a Hog last year with 132 in the season opener.
- Recorded his lone TD of the year on a 57-yard pass against EIU in the first game.
- Helped Arkansas extend its streak of 12-straight years with a 100+ yard receiver.

CAREER STATS

| | GP/GS | RECEIVING | | | | RUSHING | | | | | |
|--------------|-------------|-----------|------------|-------------|----------|-----------|----------|-----------|-------------|----------|-----------|
| | | REC | YDS | AVG | TD | LNG | ATT | YDS | AVG | TD | LNG |
| 2017 | 12/6 | 21 | 401 | 19.1 | 3 | 65 | 8 | 88 | 11.0 | 0 | 30 |
| 2018 | 12/0 | 17 | 191 | 11.2 | 1 | 57 | 1 | 9 | 9.0 | 0 | 9 |
| TOTAL | 24/6 | 38 | 592 | 15.6 | 4 | 65 | 9 | 97 | 10.7 | 0 | 30 |

GAME-BY-GAME STATS

| | GP/GS | RUSHING | | | | RECEIVING | | | | | |
|-----------------|------------|----------|----------|------------|----------|-----------|----------|----------|------------|----------|----------|
| | | REC | YDS | AVG | TD | LNG | ATT | YDS | AVG | TD | LNG |
| PORTLAND ST. | -/- | - | - | - | - | - | - | - | - | - | - |
| at Ole Miss | -/- | - | - | - | - | - | - | - | - | - | - |
| COLORADO ST. | -/- | - | - | - | - | - | - | - | - | - | - |
| SAN JOSE ST. | | | | | | | | | | | |
| vs. Texas A&M | | | | | | | | | | | |
| at Kentucky | | | | | | | | | | | |
| AUBURN | | | | | | | | | | | |
| at Alabama | | | | | | | | | | | |
| MISSISSIPPI ST. | | | | | | | | | | | |
| WESTERN KY. | | | | | | | | | | | |
| at LSU | | | | | | | | | | | |
| MISSOURI | | | | | | | | | | | |
| TOTAL | 0/0 | 0 | 0 | 0.0 | 0 | 0 | 0 | 0 | 0.0 | 0 | 0 |

SEASON HIGHS

| | |
|----------------------|--|
| Receptions |5 vs. Eastern Illinois (9/1/18) |
| Receiving Yards |132 vs. Eastern Illinois (9/1/18) |
| Receiving Touchdowns |1 vs. Eastern Illinois (9/1/18) |
| Long Reception |57 vs. Eastern Illinois (9/1/18) |
| Rushes |1 vs. Alabama (10/6/18) |
| Rushing Yards |9 vs. Alabama (10/6/18) |
| Rushing Touchdowns |None |
| Long Rush |9 vs. Alabama (10/6/18) |

CAREER HIGHS

| | |
|----------------------|--|
| Receptions |5 vs. Eastern Illinois (9/1/18) |
| Receiving Yards |132 vs. Eastern Illinois (9/1/18) |
| Receiving Touchdowns |1 (4x) last vs. Eastern Illinois (9/1/18) |
| Long Reception |65 vs. Missouri (11/24/17) |
| Rushes |2 vs. Texas A&M (9/23/17) |
| Rushing Yards |50 vs. Texas A&M (9/23/17) |
| Rushing Touchdowns |None |
| Long Rush |30 vs. Texas A&M (9/23/17) |



TREY KNOX

7

Wide Receiver | 6-5 | 205 | Freshman
Murfreesboro, Tenn. | Blackman HS

QUICK HITS

- Loves country music - big Luke Bryan fan.
- Matched his season high in catches (6) in Week 3 and topped his season high yards (90).
- His 49-yard reception at Ole Miss is the largest by an Arkansas true freshman since Hunter Henry (2013).
- Four-star prospect by Rivals, 247Sports & ESPN - 16th in country & No. 4 in Tenn. by Rivals.
- Hauled in his first TD catch of career vs. CSU (9/14) - a 24-yard pass from N. Starkel.

CAREER STATS

| | GP/GS | RECEIVING | | | | RUSHING | | | | | |
|--------------|------------|-----------|------------|-------------|----------|-----------|----------|----------|------------|----------|----------|
| | | REC | YDS | AVG | TD | LNG | ATT | YDS | AVG | TD | LNG |
| 2019 | 3/3 | 13 | 216 | 16.6 | 1 | 49 | 0 | 0 | 0.0 | 0 | 0 |
| TOTAL | 3/3 | 13 | 216 | 16.6 | 1 | 49 | 0 | 0 | 0.0 | 0 | 0 |

GAME-BY-GAME STATS

| | GP/GS | RECEIVING | | | | RUSHING | | | | | |
|-----------------|------------|-----------|------------|-------------|----------|-----------|----------|----------|------------|----------|----------|
| | | REC | YDS | AVG | TD | LNG | ATT | YDS | AVG | TD | LNG |
| PORTLAND ST. | 1/1 | 1 | 38 | 38.0 | 0 | 38 | 0 | 0 | 0 | 0 | 0 |
| at Ole Miss | 1/1 | 6 | 88 | 14.7 | 0 | 49 | 0 | 0 | 0 | 0 | 0 |
| COLORADO ST. | 1/1 | 6 | 90 | 15.0 | 1 | 24 | 0 | 0 | 0 | 0 | 0 |
| SAN JOSE ST. | | | | | | | | | | | |
| vs. Texas A&M | | | | | | | | | | | |
| at Kentucky | | | | | | | | | | | |
| AUBURN | | | | | | | | | | | |
| at Alabama | | | | | | | | | | | |
| MISSISSIPPI ST. | | | | | | | | | | | |
| WESTERN KY. | | | | | | | | | | | |
| at LSU | | | | | | | | | | | |
| MISSOURI | | | | | | | | | | | |
| TOTAL | 3/3 | 13 | 216 | 16.6 | 1 | 49 | 0 | 0 | 0.0 | 0 | 0 |

SEASON HIGHS

| | |
|----------------------|---|
| Receptions |6 (2x) last vs. Colorado St. (9/14/19) |
| Receiving Yards |90 vs. Colorado St. (9/14/19) |
| Receiving Touchdowns |1 vs. Colorado St. (9/14/19) |
| Long Reception |49 at Ole Miss (9/7/19) |

CAREER HIGHS

| | |
|----------------------|---|
| Receptions |6 (2x) last vs. Colorado St. (9/14/19) |
| Receiving Yards |90 vs. Colorado St. (9/14/19) |
| Receiving Touchdowns |1 vs. Colorado St. (9/14/19) |
| Long Reception |49 at Ole Miss (9/7/19) |

GAME 4: SAN JOSE STATE



JARQUES McCLELLION 4

Defensive Back | 6-0 | 175 | Sophomore
Lake Worth, Fla. | American Heritage School

QUICK HITS

- Changed number from 24 to honor cousin & former Notre Dame RB Greg Bryant.
- Writes poetry to keep his mind right and find a sense of calm.
- Cousin of Brandon Flowers, who played CB for the Kansas City Chiefs & San Diego Chargers.
- Matched his career-high five tackles vs. CSU (9/14), four being solo stops.
- Hauled in his first career interception midway through the 3rd quarter vs. Portland St.

CAREER STATS

| | GP/GS | UA | A | ToT | TFL-YDS | SCK-YDS | FF | FR-YDS | INT-YDS | QBH | BRUP |
|--------------|--------------|-----------|----------|-----------|--------------|--------------|----------|------------|------------|----------|----------|
| 2018 | 12/9 | 21 | 4 | 25 | 0.0-0 | 0.0-0 | 0 | 0-0 | 0-0 | 0 | 7 |
| 2019 | 3/3 | 6 | 1 | 7 | 0.0-0 | 0.0-0 | 0 | 0-0 | 1-0 | 0 | 0 |
| TOTAL | 15/12 | 27 | 5 | 32 | 0.0-0 | 0.0-0 | 0 | 0-0 | 1-0 | 0 | 7 |

GAME-BY-GAME STATS

| | GP/GS | UA | A | ToT | TFL-YDS | SCK-YDS | FF | FR-YDS | INT-YDS | QBH | BRUP |
|-----------------|------------|----------|----------|----------|--------------|--------------|----------|------------|------------|----------|----------|
| PORTLAND ST. | 1/1 | 1 | 0 | 1 | 0.0-0 | 0.0-0 | 0 | 0-0 | 1-0 | 0 | 0 |
| at Ole Miss | 1/1 | 1 | 0 | 1 | 0.0-0 | 0.0-0 | 0 | 0-0 | 0-0 | 0 | 0 |
| COLORADO ST. | 1/1 | 4 | 1 | 5 | 0.0-0 | 0.0-0 | 0 | 0-0 | 0-0 | 0 | 0 |
| SAN JOSE ST. | | | | | | | | | | | |
| vs. Texas A&M | | | | | | | | | | | |
| at Kentucky | | | | | | | | | | | |
| AUBURN | | | | | | | | | | | |
| at Alabama | | | | | | | | | | | |
| MISSISSIPPI ST. | | | | | | | | | | | |
| WESTERN KY. | | | | | | | | | | | |
| at LSU | | | | | | | | | | | |
| MISSOURI | | | | | | | | | | | |
| TOTAL | 3/3 | 6 | 1 | 7 | 0.0-0 | 0.0-0 | 0 | 0-0 | 1-0 | 0 | 0 |

SEASON HIGHS

Tackles 5 vs. Colorado St. (9/14/19)
Tackles For Loss None
Sacks None
Interceptions 1 vs. Portland St. (8/31/19)
Interception Return Yards None
QB Hurries None
Pass Breakups None
Forced Fumbles None

CAREER HIGHS

Tackles 5 (2x) last vs. Colorado St. (9/14/19)
Tackles For Loss None
Sacks None
Interceptions 1 vs. Portland St. (8/31/19)
Interception Return Yards None
QB Hurries None
Pass Breakups 2 vs. Ole Miss (10/13/18)
Forced Fumbles None



D'VONE McCLURE 36

Linebacker | 6-2 | 219 | Junior
Rixey, Ark. | Jacksonville HS

QUICK HITS

- Drafted by the Cleveland Indians in the fourth round of the 2012 MLB Draft - played 4 yrs.
- Nickname: Pluck - from Looney Tunes' "Plucky the Duck" - given by aunt as a child after he would mimick Plucky's saying, "Water go down the hole."
- Has a nine-month old son, Kade.
- Totaled 10 tackles in first three games of 2019 - season-high five stops vs. CSU (9/14).

CAREER STATS

| | GP/GS | UA | A | ToT | TFL-YDS | SCK-YDS | FF | FR-YDS | INT-YDS | QBH | BRUP |
|--------------|-------------|-----------|-----------|-----------|---------------|--------------|----------|------------|------------|----------|----------|
| 2016 | 5/0 | 1 | 0 | 1 | 0.0-0 | 0.0-0 | 0 | 0-0 | 0-0 | 0 | 0 |
| 2018 | 12/6 | 19 | 7 | 26 | 2.0-11 | 1.0-8 | 1 | 0-0 | 0-0 | 0 | 3 |
| 2019 | 3/0 | 5 | 5 | 10 | 0.5-1 | 0.0-0 | 0 | 0-0 | 0-0 | 1 | 1 |
| TOTAL | 20/6 | 25 | 12 | 37 | 2.5-12 | 1.0-8 | 1 | 0-0 | 0-0 | 1 | 4 |

GAME-BY-GAME STATS

| | GP/GS | UA | A | ToT | TFL-YDS | SCK-YDS | FF | FR-YDS | INT-YDS | QBH | BRUP |
|-----------------|------------|----------|----------|-----------|--------------|--------------|----------|------------|------------|----------|----------|
| PORTLAND ST. | 1/0 | 1 | 2 | 3 | 0.0-0 | 0.0-0 | 0 | 0-0 | 0-0 | 1 | 1 |
| at Ole Miss | 1/0 | 2 | 0 | 2 | 0.0-0 | 0.0-0 | 0 | 0-0 | 0-0 | 0 | 0 |
| COLORADO ST. | 1/0 | 2 | 3 | 5 | 0.5-1 | 0.0-0 | 0 | 0-0 | 0-0 | 0 | 0 |
| SAN JOSE ST. | | | | | | | | | | | |
| vs. Texas A&M | | | | | | | | | | | |
| at Kentucky | | | | | | | | | | | |
| AUBURN | | | | | | | | | | | |
| at Alabama | | | | | | | | | | | |
| MISSISSIPPI ST. | | | | | | | | | | | |
| WESTERN KY. | | | | | | | | | | | |
| at LSU | | | | | | | | | | | |
| MISSOURI | | | | | | | | | | | |
| TOTAL | 3/0 | 5 | 5 | 10 | 0.5-1 | 0.0-0 | 0 | 0-0 | 0-0 | 1 | 1 |

SEASON HIGHS

Tackles 5 vs. Colorado St. (9/14/19)
Tackles For Loss 0.5 vs. Colorado St. (9/14/19)
Sacks None
Interceptions None
Interception Return Yards None
QB Hurries 1 vs. Portland St. (8/31/19)
Pass Breakups 1 vs. Portland St. (8/31/19)
Forced Fumbles None

CAREER HIGHS

Tackles 9 vs. Eastern Illinois (9/1/18)
Tackles For Loss 1.0, twice, vs. Ole Miss (10/13/18)
Sacks 1.0 vs. Eastern Illinois (9/1/18)
Interceptions None
Interception Return Yards None
QB Hurries 1 vs. Portland St. (8/31/19)
Pass Breakups 1 (4x) last vs. Portland St. (8/31/19)
Forced Fumbles 1 vs. Eastern Illinois (9/1/18)

GAME 4: SAN JOSE STATE



GRANT MORGAN

31

Linebacker | 5-11 | 229 | Junior
Greenwood HS | Greenwood, Ark.



QUICK HITS

- Younger brother of former Arkansas & NFL wide receiver Drew Morgan.
- Began Arkansas career as walk-on, placed on scholarship Aug. 2018.
- Played in 27-straight games since freshman season in 2017.
- Picked up his second-career sack vs. CSU (9/14) - part of second-straight five-tackle performance.
- Reached a career-best eight tackles in the season-finale vs. Missouri (11/24/17).

CAREER STATS

| | GP/GS | UA | A | ToT | TFL-YDS | SCK-YDS | FF | FR-YDS | INT-YDS | QBH | BRUP |
|--------------|-------------|-----------|-----------|-----------|---------------|---------------|----------|------------|------------|----------|----------|
| 2017 | 12/0 | 22 | 16 | 38 | 3.5-15 | 1.0-9 | 1 | 0-0 | 0-0 | 2 | 2 |
| 2018 | 12/0 | 8 | 16 | 24 | 2.5-4 | 0.0-0 | 0 | 0-0 | 0-0 | 2 | 1 |
| 2019 | 3/0 | 4 | 9 | 13 | 2.5-13 | 1.0-8 | 0 | 0-0 | 0-0 | 0 | 0 |
| TOTAL | 27/0 | 34 | 41 | 76 | 8.5-32 | 2.0-17 | 1 | 0-0 | 0-0 | 4 | 3 |

GAME-BY-GAME STATS

| | GP/GS | UA | A | ToT | TFL-YDS | SCK-YDS | FF | FR-YDS | INT-YDS | QBH | BRUP |
|-----------------|------------|----------|----------|-----------|---------------|--------------|----------|------------|------------|----------|----------|
| PORTLAND ST. | 1/0 | 2 | 2 | 4 | 1.0-4 | 0.0-0 | 0 | 0-0 | 0-0 | 0 | 0 |
| at Ole Miss | 1/0 | 1 | 4 | 5 | 0.0-0 | 0.0-0 | 0 | 0-0 | 0-0 | 0 | 0 |
| COLORADO ST. | 1/0 | 1 | 3 | 5 | 1.5-9 | 1.0-8 | 0 | 0-0 | 0-0 | 0 | 0 |
| SAN JOSE ST. | | | | | | | | | | | |
| vs. Texas A&M | | | | | | | | | | | |
| at Kentucky | | | | | | | | | | | |
| AUBURN | | | | | | | | | | | |
| at Alabama | | | | | | | | | | | |
| MISSISSIPPI ST. | | | | | | | | | | | |
| WESTERN KY. | | | | | | | | | | | |
| at LSU | | | | | | | | | | | |
| MISSOURI | | | | | | | | | | | |
| TOTAL | 3/0 | 4 | 9 | 13 | 2.5-13 | 1.0-8 | 0 | 0-0 | 0-0 | 0 | 0 |

SEASON HIGHS

| | |
|---------------------------|--|
| Tackles | 5 (2x) last vs. Colorado St. (9/14/19) |
| Tackles For Loss | 1.5 vs. Colorado St. (9/14/19) |
| Sacks | 1.0 vs. Colorado St. (9/14/19) |
| Interceptions | None |
| Interception Return Yards | None |
| QB Hurries | None |
| Pass Breakups | None |
| Forced Fumbles | None |
| Fumble Recoveries | None |

CAREER HIGHS

| | |
|---------------------------|---|
| Tackles | 8 vs. Missouri (11/24/17) |
| Tackles For Loss | 2.0 vs. Mississippi State (11/18/17) |
| Sacks | 1.0 (3x) last vs. Colorado St. (9/14/19) |
| Interceptions | None |
| Interception Return Yards | None |
| QB Hurries | 1 (3x) last vs. North Texas (9/15/18) |
| Pass Breakups | 1 (3x) last vs. Eastern Illinois (9/1/18) |
| Forced Fumbles | 1 vs. Auburn (10/21/17) |
| Fumble Recoveries | None |



CHEYENNE O'GRADY

85

Tight End | 6-4 | 256 | Senior
Fayetteville, Ark. | Fayetteville HS

QUICK HITS

- Father, the late Larry Marks, played basketball at Arkansas (1987-90).
- Led the team in 2018 in receptions (30) and receiving touchdowns (6), not catching a pass until week five.
- 83 yards vs. Vanderbilt was the most by a Hog TE since Hunter Henry had 92 against K-State in 2016.
- First Hog tight end to record multiple touchdowns since Hunter Henry had 2 against MSU in 2015.
- Caught three passes for 74 yards vs. CSU (9/14), including a 62-yard TD catch, his longest reception of career.

CAREER STATS

| | GP/GS | RECEIVING | | | | | RUSHING | | | | |
|--------------|-------------|-----------|------------|-------------|-----------|-----------|----------|----------|------------|----------|----------|
| | | REC | YDS | AVG | TD | LNG | ATT | YDS | AVG | TD | LNG |
| 2016 | 8/0 | 3 | 63 | 21.0 | 1 | 28 | 0 | 0 | 0.0 | 0 | 0 |
| 2017 | 11/1 | 21 | 132 | 6.3 | 2 | 19 | 0 | 0 | 0.0 | 0 | 0 |
| 2018 | 10/5 | 30 | 400 | 13.3 | 6 | 39 | 0 | 0 | 0.0 | 0 | 0 |
| 2019 | 2/1 | 6 | 119 | 19.8 | 1 | 62 | 0 | 0 | 0.0 | 0 | 0 |
| TOTAL | 31/7 | 60 | 714 | 11.9 | 10 | 62 | 0 | 0 | 0.0 | 0 | 0 |

GAME-BY-GAME STATS

| | GP/GS | REC | YDS | AVG | TD | LNG | ATT | YDS | AVG | TD | LNG |
|-----------------|------------|----------|------------|-------------|----------|-----------|----------|----------|------------|----------|----------|
| PORTLAND ST. | -/- | - | - | - | - | - | - | - | - | - | - |
| at Ole Miss | 1/1 | 3 | 45 | 15.0 | 0 | 25 | 0 | 0 | 0.0 | 0 | 0 |
| COLORADO ST. | 1/0 | 3 | 74 | 24.7 | 1 | 62 | 0 | 0 | 0.0 | 0 | 0 |
| SAN JOSE ST. | | | | | | | | | | | |
| vs. Texas A&M | | | | | | | | | | | |
| at Kentucky | | | | | | | | | | | |
| AUBURN | | | | | | | | | | | |
| at Alabama | | | | | | | | | | | |
| MISSISSIPPI ST. | | | | | | | | | | | |
| WESTERN KY. | | | | | | | | | | | |
| at LSU | | | | | | | | | | | |
| MISSOURI | | | | | | | | | | | |
| TOTAL | 2/1 | 6 | 119 | 19.8 | 1 | 62 | 0 | 0 | 0.0 | 0 | 0 |

SEASON HIGHS

| | |
|----------------------|--|
| Receptions | 3 (2x) last vs. Colorado St. (9/14/19) |
| Receiving Yards | 74 vs. Colorado St. (9/14/19) |
| Receiving Touchdowns | 1 vs. Colorado St. (9/14/19) |
| Long Reception | 62 vs. Colorado St. (9/14/19) |

CAREER HIGHS

| | |
|----------------------|--------------------------------|
| Receptions | 7 vs. Alabama (10/6/18) |
| Receiving Yards | 83 vs. Vanderbilt (10/27/18) |
| Receiving Touchdowns | 2 (2x) last vs. LSU (11/10/18) |
| Long Reception | 62 vs. Colorado St. (9/14/19) |

GAME 4: SAN JOSE STATE



BUMPER POOL

17

Linebacker | 6-2 | 228 | Sophomore
Lucas, Texas | Lovejoy HS

QUICK HITS

- Father, sister, grandfather, two aunts and two cousins are all graduates of Arkansas.
- Made his seventh career start last week vs. Colorado St. (9/14).
- Led the team in tackles in each of the first two weeks (6 vs. PSU; 9 at Ole Miss).
- Has totaled four or more tackles in each of his last four games.
- 60-yard fumble return last year in Arkansas' longest since Jerry Franklin (94 yards in 2011).

CAREER STATS

| | GP/GS | UA | A | ToT | TFL-YDS | SCK-YDS | FF | FR-YDS | INT-YDS | QBH | BRUP |
|--------------|-------------|-----------|-----------|-----------|--------------|--------------|----------|-------------|------------|----------|----------|
| 2018 | 10/4 | 14 | 15 | 29 | 2.5-4 | 0.0-0 | 0 | 1-60 | 0-0 | 1 | 4 |
| 2019 | 3/3 | 9 | 10 | 19 | 1.0-2 | 0.0-0 | 0 | 0-0 | 0-0 | 0 | 1 |
| TOTAL | 13/7 | 23 | 25 | 48 | 3.5-6 | 0.0-0 | 0 | 1-60 | 0-0 | 1 | 5 |

GAME-BY-GAME STATS

| | GP/GS | UA | A | ToT | TFL-YDS | SCK-YDS | FF | FR-YDS | INT-YDS | QBH | BRUP |
|-----------------|------------|----------|-----------|-----------|--------------|--------------|----------|------------|------------|----------|----------|
| PORTLAND ST. | 1/1 | 2 | 4 | 6 | 0.0-0 | 0.0-0 | 0 | 0-0 | 0-0 | 0 | 1 |
| at Ole Miss | 1/1 | 7 | 2 | 9 | 1.0-2 | 0.0-0 | 0 | 0-0 | 0-0 | 0 | 0 |
| COLORADO ST. | 1/1 | 0 | 4 | 4 | 0.0-0 | 0.0-0 | 0 | 0-0 | 0-0 | 0 | 0 |
| SAN JOSE ST. | | | | | | | | | | | |
| vs. Texas A&M | | | | | | | | | | | |
| at Kentucky | | | | | | | | | | | |
| AUBURN | | | | | | | | | | | |
| at Alabama | | | | | | | | | | | |
| MISSISSIPPI ST. | | | | | | | | | | | |
| WESTERN KY. | | | | | | | | | | | |
| at LSU | | | | | | | | | | | |
| MISSOURI | | | | | | | | | | | |
| TOTAL | 3/3 | 9 | 10 | 19 | 1.0-2 | 0.0-0 | 0 | 0-0 | 0-0 | 0 | 1 |

SEASON HIGHS

| | |
|---------------------------|------------------------------|
| Tackles | 9 at Ole Miss (9/7/19) |
| Tackles For Loss | 1.0 at Ole Miss (9/7/19) |
| Sacks | None |
| Interceptions | None |
| Interception Return Yards | None |
| QB Hurries | None |
| Pass Breakups | 1 vs. Portland St. (8/31/19) |
| Forced Fumbles | None |
| Fumble Recoveries | None |

CAREER HIGHS

| | |
|---------------------------|--|
| Tackles | 10 vs. Vanderbilt (10/27/18) |
| Tackles For Loss | 1.0 (3x) last at Ole Miss (9/7/19) |
| Sacks | None |
| Interceptions | None |
| Interception Return Yards | None |
| QB Hurries | 1 vs. North Texas (9/15/18) |
| Pass Breakups | 1 (4x) last vs. Portland St. (8/31/19) |
| Forced Fumbles | 1 at Colorado State (9/8/18) |
| Fumble Recoveries | 1 vs. Eastern Illinois (9/1/18) |



T.J. SMITH

52

Defensive Line | 6-3 | 293 | Senior
Moultrie, Ga. | Colquitt County HS

QUICK HITS

- Dropped basketball for football after losing 1-on-1 game to football coach in junior high.
- Recipient of the inaugural Frank Broyles Razorback Award from Coach Morris.
- SEC Community Service Team & SEC Leadership Council representative.
- Played in the last 15 games for the Razorbacks, starting 13 over the last two seasons.
- Picked up his first sack of the season vs. CSU (9/14) - good for a 7-yard loss.

CAREER STATS

| | GP/GS | UA | A | ToT | TFL-YDS | SCK-YDS | FF | FR-YDS | INT-YDS | QBH | BRUP |
|--------------|--------------|-----------|-----------|-----------|----------------|---------------|----------|------------|------------|----------|----------|
| 2016 | 5/0 | 1 | 3 | 4 | 1.5-3 | 0.0-0 | 0 | 0-0 | 0-0 | 0 | 0 |
| 2017 | 12/12 | 10 | 16 | 26 | 4.0-17 | 2.0-15 | 1 | 0-0 | 0-0 | 3 | 0 |
| 2018 | 12/10 | 10 | 16 | 26 | 3.5-10 | 1.5-6 | 0 | 0-0 | 0-0 | 0 | 0 |
| 2019 | 3/3 | 1 | 4 | 5 | 1.5-9 | 1.0-7 | 0 | 0-0 | 0-0 | 2 | 0 |
| TOTAL | 31/25 | 22 | 39 | 61 | 10.5-39 | 4.5-28 | 1 | 0-0 | 0-0 | 5 | 0 |

GAME-BY-GAME STATS

| | GP/GS | UA | A | ToT | TFL-YDS | SCK-YDS | FF | FR-YDS | INT-YDS | QBH | BRUP |
|-----------------|------------|----------|----------|----------|--------------|--------------|----------|------------|------------|----------|----------|
| PORTLAND ST. | 1/1 | 0 | 1 | 1 | 0.0-0 | 0.0-0 | 0 | 0-0 | 0-0 | 1 | 0 |
| at Ole Miss | 1/1 | 0 | 1 | 1 | 0.0-0 | 0.0-0 | 0 | 0-0 | 0-0 | 0 | 0 |
| COLORADO ST. | 1/1 | 1 | 2 | 3 | 1.5-9 | 1.0-7 | 0 | 0-0 | 0-0 | 1 | 0 |
| SAN JOSE ST. | | | | | | | | | | | |
| vs. Texas A&M | | | | | | | | | | | |
| at Kentucky | | | | | | | | | | | |
| AUBURN | | | | | | | | | | | |
| at Alabama | | | | | | | | | | | |
| MISSISSIPPI ST. | | | | | | | | | | | |
| WESTERN KY. | | | | | | | | | | | |
| at LSU | | | | | | | | | | | |
| MISSOURI | | | | | | | | | | | |
| TOTAL | 3/3 | 1 | 4 | 5 | 1.5-9 | 1.0-7 | 0 | 0-0 | 0-0 | 2 | 0 |

SEASON HIGHS

| | |
|---------------------------|--|
| Tackles | 3 vs. Colorado St. (9/14/19) |
| Tackles For Loss | 1.5 vs. Colorado St. (9/14/19) |
| Sacks | 1.0 vs. Colorado St. (9/14/19) |
| Interceptions | None |
| Interception Return Yards | None |
| QB Hurries | 1 (2x) last vs. Colorado St. (9/14/19) |
| Pass Breakups | None |
| Forced Fumbles | None |
| Fumble Recoveries | None |

CAREER HIGHS

| | |
|---------------------------|--|
| Tackles | 5 at Ole Miss (10/28/17) |
| Tackles For Loss | 2.0 at South Carolina (10/7/17) |
| Sacks | 1.0 (4x) last vs. Colorado St. (9/14/19) |
| Interceptions | None |
| Interception Return Yards | None |
| QB Hurries | 1 (5x) last vs. Colorado St. (9/14/19) |
| Pass Breakups | None |
| Forced Fumbles | 1 at South Carolina (10/7/17) |
| Fumble Recoveries | None |

GAME 4: SAN JOSE STATE



MATAIO SOLI

11

Defensive Lineman | 6-4 | 239 | Freshman
Douglasville, Ga. | Douglas County HS

QUICK HITS

- Son of All-SEC Razorback & NFL nose guard Junior Soli (1992-95).
- Started each of the last two games, totaling four tackles, 0.5 TFL and one QBH.
- Four-star prospect by Rivals and 247Sports.
- Rated as the No. 16 WDE in the country and 28th player in Georgia by 247Sports.
- Racked up 84 total tackles, 64 solo, 29 for loss and 22.5 sacks as a senior in HS.

CAREER STATS

| | GP/GS | UA | A | ToT | TFL-YDS | SCK-YDS | FF | FR-YDS | INT-YDS | QBH | BRUP |
|--------------|------------|----------|----------|----------|--------------|--------------|----------|------------|------------|----------|----------|
| 2019 | 3/2 | 3 | 2 | 5 | 0.5-0 | 0.0-0 | 0 | 0-0 | 0-0 | 2 | 0 |
| TOTAL | 3/2 | 3 | 2 | 5 | 0.5-0 | 0.0-0 | 0 | 0-0 | 0-0 | 2 | 0 |

GAME-BY-GAME STATS

| | GP/GS | UA | A | ToT | TFL-YDS | SCK-YDS | FF | FR-YDS | INT-YDS | QBH | BRUP |
|-----------------|------------|----------|----------|----------|--------------|--------------|----------|------------|------------|----------|----------|
| PORTLAND ST. | 1/0 | 1 | 0 | 1 | 0.0-0 | 0.0-0 | 0 | 0-0 | 0-0 | 0 | 0 |
| at Ole Miss | 1/1 | 2 | 1 | 3 | 0.0-0 | 0.0-0 | 0 | 0-0 | 0-0 | 1 | 0 |
| COLORADO ST. | 1/1 | 0 | 1 | 1 | 0.5-0 | 0.0-0 | 0 | 0-0 | 0-0 | 1 | 0 |
| SAN JOSE ST. | | | | | | | | | | | |
| vs. Texas A&M | | | | | | | | | | | |
| at Kentucky | | | | | | | | | | | |
| AUBURN | | | | | | | | | | | |
| at Alabama | | | | | | | | | | | |
| MISSISSIPPI ST. | | | | | | | | | | | |
| WESTERN KY. | | | | | | | | | | | |
| at LSU | | | | | | | | | | | |
| MISSOURI | | | | | | | | | | | |
| TOTAL | 3/2 | 3 | 2 | 5 | 0.5-0 | 0.0-0 | 0 | 0-0 | 0-0 | 2 | 0 |

SEASON HIGHS

| | |
|---------------------------|--|
| Tackles | 3 at Ole Miss (9/7/19) |
| Tackles For Loss | None |
| Sacks | None |
| Interceptions | None |
| Interception Return Yards | None |
| QB Hurries | 1 (2x) last vs. Colorado St. (9/14/19) |
| Pass Breakups | None |
| Forced Fumbles | None |
| Fumble Recoveries | None |

CAREER HIGHS

| | |
|---------------------------|--|
| Tackles | 3 at Ole Miss (9/7/19) |
| Tackles For Loss | None |
| Sacks | None |
| Interceptions | None |
| Interception Return Yards | None |
| QB Hurries | 1 (2x) last vs. Colorado St. (9/14/19) |
| Pass Breakups | None |
| Forced Fumbles | None |
| Fumble Recoveries | None |



NICK STARKEL

17

Quarterback | 6-3 | 214 | Junior
Argyle, Texas | Texas A&M



QUICK HITS

- Transferred to Arkansas from Texas A&M - two years of eligibility remain.
- Wears a Justin Bieber t-shirt underneath game uniform as good-luck charm.
- Made his first start as a Razorback vs. CSU (9/14), totaling 305 yards and three TDs.
- It was the first 300+ yard performance by a Razorback since Austin Allen in 2017 (313 vs. Missouri).
- Went 123-of-205 passing, 1,793 yards and 14 touchdowns in 2017 for Texas A&M.

CAREER STATS

| | PASSING | | | | | | | | RUSHING | | | | | |
|-------|---------|------|-----|------|-------|----|-----|-----|---------|-----|------|----|-----|--|
| | GP/GS | COMP | ATT | PCT | YDS | TD | INT | LNG | ATT | YDS | AVG | TD | LNG | |
| 2017 | 7/5 | 123 | 205 | 60.0 | 1,793 | 14 | 6 | 70 | 12 | -42 | -3.5 | 1 | 3 | |
| 2018 | 5/0 | 15 | 22 | 68.1 | 169 | 1 | 0 | 25 | 1 | -6 | -6.0 | 0 | 0 | |
| 2019 | 3/1 | 41 | 64 | 64.1 | 554 | 4 | 1 | 62 | 2 | -13 | -6.5 | 0 | -4 | |
| TOTAL | 15/6 | 179 | 291 | 61.5 | 2,516 | 19 | 7 | 70 | 15 | -61 | -4.1 | 1 | 3 | |

GAME-BY-GAME STATS

| | PASSING | | | | | | | | RUSHING | | | | | |
|-----------------|---------|------|-----|------|-----|----|-----|-----|---------|-----|------|----|-----|--|
| | GP/GS | COMP | ATT | PCT | YDS | TD | INT | LNG | ATT | YDS | AVG | TD | LNG | |
| PORTLAND ST. | 1/0 | 4 | 5 | 80.0 | 48 | 0 | 1 | 38 | 0 | 0 | 0.0 | 0 | 0 | |
| at Ole Miss | 1/0 | 17 | 24 | 70.8 | 201 | 1 | 0 | 45 | 1 | -9 | -9.0 | 0 | -9 | |
| COLORADO ST. | 1/1 | 20 | 35 | 57.1 | 305 | 3 | 0 | 62 | 1 | -4 | -4.0 | 0 | -4 | |
| SAN JOSE ST. | | | | | | | | | | | | | | |
| vs. Texas A&M | | | | | | | | | | | | | | |
| at Kentucky | | | | | | | | | | | | | | |
| AUBURN | | | | | | | | | | | | | | |
| at Alabama | | | | | | | | | | | | | | |
| MISSISSIPPI ST. | | | | | | | | | | | | | | |
| WESTERN KY. | | | | | | | | | | | | | | |
| at LSU | | | | | | | | | | | | | | |
| MISSOURI | | | | | | | | | | | | | | |
| TOTAL | 3/1 | 41 | 64 | 64.1 | 554 | 4 | 1 | 62 | 2 | -13 | -6.5 | 0 | -4 | |

SEASON HIGHS

| | |
|---------------|--|
| Pass Attempts | 35 vs. Colorado St. (9/14/19) |
| Completions | 20 vs. Colorado St. (9/14/19) |
| Pass Yards | 305 vs. Colorado St. (9/14/19) |
| Pass TDs | 3 vs. Colorado St. (9/14/19) |
| Long Pass | 62 vs. Colorado St. (9/14/19) |
| Completion % | 80.0 vs. Portland St. (8/31/19) |
| Rushes | 1 (2x) last vs. Colorado St. (9/14/19) |
| Rush Yards | -4 vs. Colorado St. (9/14/19) |
| Rush TDs | None |
| Long Rush | -4 vs. Colorado St. (9/14/19) |

CAREER HIGHS

| | |
|---------------|--|
| Pass Attempts | 63 vs. Wake Forest (12/29/17) |
| Completions | 42 vs. Wake Forest (12/29/17) |
| Pass Yards | 499 vs. Wake Forest (12/29/17) |
| Pass TDs | 4 (2x) last vs. Wake Forest (12/29/17) |
| Long Pass | 70 vs. Mississippi State (10/28/17) |
| Completion % | 100.0 vs. Louisiana-Monroe (9/15/18) |
| Rushes | 3 at LSU (10/25/17) |
| Rush Yards | None |
| Rush TDs | 1 at Ole Miss (11/25/17) |
| Long Rush | 3 vs. Auburn (11/4/17) |

GAME 4: SAN JOSE STATE



DEON STEWART

13



Wide Receiver | 5-11 | 161 | Senior
Hardy, Ark. | Highland HS

NEWS

Will miss the 2019 season after tearing ACL in preseason camp.

QUICK HITS

- Played in all 12 games for the Razorbacks in 2018, starting eight at wide receiver.
- Ranked fourth on the team in receptions with 22.
- Has at least one catch in 19 of the last 20 games, including 13 multi-catch games.
- Recorded multiple catches in seven of the last 11 SEC contests.
- Last year's primary punt return specialist, with nine going for 91 yards.

CAREER STATS

| | RECEIVING | | | | | RUSHING | | | | | LNG |
|--------------|--------------|-----------|------------|-------------|----------|-----------|-----------|-----------|------------|----------|----------|
| | GP/GS | REC | YDS | AVG | TD | LNG | ATT | YDS | AVG | TD | |
| 2016 | 12/0 | 2 | 34 | 17.0 | 0 | 19 | 2 | 9 | 4.5 | 0 | 5 |
| 2017 | 12/6 | 33 | 404 | 12.2 | 3 | 38 | 8 | 10 | 1.2 | 0 | 8 |
| 2018 | 12/8 | 22 | 178 | 8.1 | 0 | 37 | 2 | 0 | 0.0 | 0 | 7 |
| TOTAL | 34/14 | 57 | 616 | 10.8 | 3 | 38 | 10 | 22 | 2.2 | 0 | 7 |

2018 GAME-BY-GAME STATS

| | RECEIVING | | | | | RUSHING | | | | | LNG |
|----------------------|-------------|-----------|------------|------------|----------|-----------|----------|----------|------------|----------|----------|
| | GP/GS | REC | YDS | AVG | TD | LNG | ATT | YDS | AVG | TD | |
| EASTERN ILLINOIS | 1/0 | 1 | 0 | 0.0 | 0 | 0 | 0 | 0 | 0.0 | 0 | 0 |
| at Colorado State | 1/0 | 1 | 10 | 10.0 | 0 | 10 | 0 | 0 | 0.0 | 0 | 0 |
| NORTH TEXAS | 1/0 | 2 | 12 | 6.0 | 0 | 8 | 0 | 0 | 0.0 | 0 | 0 |
| at Auburn | 1/0 | 1 | 32 | 32.0 | 0 | 32 | 0 | 0 | 0.0 | 0 | 0 |
| vs. Texas A&M | 1/1 | 1 | 6 | 6.0 | 0 | 6 | 0 | 0 | 0.0 | 0 | 0 |
| ALABAMA | 1/1 | 2 | 53 | 21.5 | 0 | 37 | 0 | 0 | 0.0 | 0 | 0 |
| OLE MISS | 1/1 | 2 | 5 | 2.5 | 0 | 5 | 0 | 0 | 0.0 | 0 | 0 |
| TULSA | 1/1 | 0 | 0 | 0.0 | 0 | 0 | 0 | 0 | 0.0 | 0 | 0 |
| VANDERBILT | 1/1 | 2 | 23 | 11.5 | 0 | 17 | 0 | 0 | 0.0 | 0 | 0 |
| LSU | 1/1 | 2 | 11 | 5.5 | 0 | 9 | 1 | -7.0 | -7.0 | 0 | 0 |
| at Mississippi State | 1/1 | 6 | 13 | 2.1 | 0 | 8 | 1 | 7 | 7.0 | 0 | 7 |
| at Missouri | 1/1 | 2 | 12 | 6.0 | 0 | 0 | 0 | 0 | 0.0 | 0 | 0 |
| TOTAL | 12/8 | 22 | 178 | 8.1 | 0 | 37 | 2 | 0 | 0.0 | 0 | 7 |

SEASON HIGHS

| | |
|------------------------|---------------------------------|
| Receptions | 6 at Missouri (11/17/18) |
| Receiving Yards | 53 vs. Alabama (10/6/18) |
| Receiving Touchdowns | None |
| Long Reception | 37 vs. Alabama (10/6/18) |
| Rushes | None |
| Rushing Yards | None |
| Rushing Touchdowns | None |
| Long Rush | None |
| Punt Returns | 2 vs. Tulsa (10/20/18) |
| Long Punt Return | 45 at Colorado State (9/8/18) |
| Kick Returns | 1 (2x) last at Auburn (9/22/18) |
| Kick Return Yards | 20 at Auburn (9/22/18) |
| Kick Return Touchdowns | None |

CAREER HIGHS

| | |
|------------------------|-------------------------------------|
| Receptions | 6 (3x) last at Missouri (11/17/18) |
| Receiving Yards | 71 vs. New Mexico State (9/30/17) |
| Receiving Touchdowns | 1 (3x), last at Ole Miss (10/28/17) |
| Long Reception | 38 vs. New Mexico State (9/30/17) |
| Rushes | 2 vs. Auburn (10/21/17) |
| Rushing Yards | 5 vs. Virginia Tech (12/29/16) |
| Rushing Touchdowns | None |
| Punt Returns | 2 vs. Tulsa (10/20/18) |
| Long Rush | 5 vs. Virginia Tech (12/29/16) |
| Long Punt Return | 45 at Colorado State (9/8/18) |
| Kick Returns | 7 vs. LSU (11/12/16) |
| Kick Return Yards | 119 at Missouri (11/25/16) |
| Kick Return Touchdowns | None |



De'VION WARREN

1

Wide Receiver | 5-10 | 188 | Junior
Monroe, La. | Ouachita Parish HS

QUICK HITS

- Played in nine games for the Razorbacks in 2018 as a sophomore.
- Totaled 167 snaps last year, including 98 as a receiver and 69 in kick return & coverages.
- Took a kick back 78 yards in the fourth quarter against Alabama on Oct. 6
- Became the first Razorback since 2014 to return a kickoff for a TD - 2017 vs. No. 21 Auburn.
- 100-yard kickoff return was the longest for a score since Felix Jones' 100-yard TD in 2006.

CAREER STATS

| | RECEIVING | | | | | RUSHING | | | | | KICK RETURN | | | | |
|--------------|-------------|----------|-----------|------------|----------|----------|----------|-----------|------------|----------|-------------|-----------|--------------|----------|------------|
| | GP/GS | REC | YDS | AVG | TD | LNG | ATT | YDS | AVG | TD | LNG | RET | YDS | TD | LNG |
| 2017 | 12/0 | 1 | 5 | 5.0 | 0 | 5 | 2 | 10 | 5.0 | 0 | 6 | 29 | 765 | 1 | 100 |
| 2018 | 9/0 | 3 | 14 | 4.7 | 1 | 0 | 2 | -3 | -1.5 | 0 | 10 | 14 | 399 | 0 | 78 |
| 2019 | 3/0 | 2 | 5 | 2.5 | 0 | 4 | 5 | 51 | 10.2 | 0 | 37 | 5 | 124 | 0 | 37 |
| TOTAL | 23/0 | 6 | 24 | 4.0 | 1 | 5 | 9 | 58 | 6.4 | 0 | 37 | 48 | 1,288 | 1 | 100 |

GAME-BY-GAME STATS

| | RECEIVING | | | | | RUSHING | | | | | KICK RETURN | | | | |
|-----------------|------------|----------|----------|------------|----------|----------|----------|-----------|-------------|----------|-------------|----------|------------|----------|-----------|
| | GP/GS | REC | YDS | AVG | TD | LNG | ATT | YDS | AVG | TD | LNG | RET | YDS | TD | LNG |
| PORTLAND ST. | 1/0 | 0 | 0 | 0.0 | 0 | 0 | 3 | 37 | 12.3 | 0 | 37 | 1 | 16 | 0 | 16 |
| at Ole Miss | 1/0 | 1 | 1 | 1.0 | 0 | 1 | 1 | 12 | 12.0 | 0 | 12 | 3 | 72 | 0 | 37 |
| COLORADO ST. | 1/0 | 1 | 4 | 4.0 | 0 | 4 | 1 | 2 | 2.0 | 0 | 2 | 1 | 36 | 0 | 36 |
| SAN JOSE ST. | | | | | | | | | | | | | | | |
| vs. Texas A&M | | | | | | | | | | | | | | | |
| at Kentucky | | | | | | | | | | | | | | | |
| AUBURN | | | | | | | | | | | | | | | |
| at Alabama | | | | | | | | | | | | | | | |
| MISSISSIPPI ST. | | | | | | | | | | | | | | | |
| WESTERN KY. | | | | | | | | | | | | | | | |
| at LSU | | | | | | | | | | | | | | | |
| MISSOURI | | | | | | | | | | | | | | | |
| TOTAL | 3/0 | 2 | 5 | 2.5 | 0 | 5 | 9 | 58 | 10.2 | 0 | 37 | 5 | 124 | 0 | 37 |

SEASON HIGHS

| | |
|---------------------------|--|
| Receptions | 1 (2x) last vs. Colorado St. (9/14/19) |
| Receiving Yards | 4 vs. Colorado St. (9/14/19) |
| Receiving Touchdowns | None |
| Long Reception | 4 vs. Colorado St. (9/14/19) |
| Rushes | 3 vs. Portland St. (8/31/19) |
| Rushing Yards | 37 vs. Portland St. (8/31/19) |
| Rushing Touchdowns | None |
| Long Rush | 37 vs. Portland St. (8/31/19) |
| Punt Returns | None |
| Long Punt Return | None |
| Kickoff Returns | 3 at Ole Miss (9/7/19) |
| Kickoff Return Yards | 72 at Ole Miss (9/7/19) |
| Kickoff Return Touchdowns | None |

CAREER HIGHS

| | |
|---------------------------|---|
| Receptions | 2 at Colorado State (9/8/18) |
| Receiving Yards | 17 vs. Alabama (10/6/18) |
| Receiving Touchdowns | 1 vs. Alabama (10/6/18) |
| Long Reception | 17 vs. Alabama (10/6/18) |
| Rushes | 3 vs. Portland St. (8/31/19) |
| Rushing Yards | 37 vs. Portland St. (8/31/19) |
| Rushing Touchdowns | None |
| Long Rush | 37 vs. Portland St. (8/31/19) |
| Punt Returns | None |
| Long Punt Return | None |
| Kickoff Returns | 5 (2x), last vs. Coastal Carolina (11/4/17) |
| Kickoff Return Yards | 141 at Ole Miss (10/28/17) |
| Kickoff Return Touchdowns | 1 vs. Auburn (10/21/17) |

GAME 4: SAN JOSE STATE



DEVWAH WHALEY

21

Running Back | 5-11 | 212 | Senior
Beaumont, Texas | Central HS

QUICK HITS

- Father = middle distance runner, mother = sprinter at BYU, Devwah = triple jumper in HS.
- Played in seven games for the Razorbacks in 2018, starting each of the first four.
- Finished as the team's second leading rusher with 368 yards on 82 carries, scoring twice.
- Scored his second TD of season vs. CSU (9/14), 14th of career - 5-yard run in 4th qtr.
- Named a preseason Doak Walker Award watch list member.

CAREER STATS

| | GP/GS | RUSHING | | | | | RECEIVING | | | | |
|--------------|--------------|------------|--------------|------------|-----------|-----------|-----------|------------|-------------|----------|-----------|
| | | ATT | YDS | AVG | TD | LNG | REC | YDS | AVG | TD | LNG |
| 2016 | 13/0 | 110 | 602 | 5.4 | 3 | 75 | 6 | 139 | 23.2 | 0 | 43 |
| 2017 | 12/11 | 127 | 559 | 4.4 | 7 | 33 | 8 | 56 | 7.0 | 1 | 20 |
| 2018 | 7/4 | 82 | 368 | 4.5 | 2 | 26 | 8 | 87 | 10.9 | 0 | 43 |
| 2019 | 3/0 | 20 | 104 | 5.2 | 2 | 25 | 2 | 23 | 11.5 | 0 | 14 |
| TOTAL | 35/15 | 339 | 1,635 | 4.8 | 14 | 75 | 24 | 305 | 12.7 | 1 | 43 |

GAME-BY-GAME STATS

| | GP/GS | RUSHING | | | | | RECEIVING | | | | |
|-----------------|------------|-----------|------------|------------|----------|-----------|-----------|-----------|-------------|----------|-----------|
| | | ATT | YDS | AVG | TD | LNG | REC | YDS | AVG | TD | LNG |
| PORTLAND ST. | 1/0 | 9 | 21 | 2.3 | 1 | 11 | 0 | 0 | 0.0 | 0 | 0 |
| at Ole Miss | 1/0 | 2 | 2 | 1.0 | 0 | 2 | 2 | 23 | 11.5 | 0 | 14 |
| COLORADO ST. | 1/0 | 9 | 81 | 9.0 | 1 | 25 | 0 | 0 | 0.0 | 0 | 0 |
| SAN JOSE ST. | | | | | | | | | | | |
| vs. Texas A&M | | | | | | | | | | | |
| at Kentucky | | | | | | | | | | | |
| AUBURN | | | | | | | | | | | |
| at Alabama | | | | | | | | | | | |
| MISSISSIPPI ST. | | | | | | | | | | | |
| WESTERN KY. | | | | | | | | | | | |
| at LSU | | | | | | | | | | | |
| MISSOURI | | | | | | | | | | | |
| TOTAL | 3/0 | 20 | 104 | 5.2 | 2 | 25 | 2 | 23 | 11.5 | 0 | 14 |

SEASON HIGHS

| | |
|-----------------|--|
| Rushes | 9 (2x) last vs. Colorado St. (9/14/19) |
| Rushing Yards | 81 vs. Colorado St. (9/14/19) |
| Rushing TDs | 1 (2x) last vs. Colorado St. (9/14/19) |
| Long Rush | 25 vs. Colorado St. (9/14/19) |
| 100-Yard Games | None |
| Receptions | 2 at Ole Miss (9/7/19) |
| Receiving Yards | 23 at Ole Miss (9/7/19) |
| Receiving TDs | None |
| Long Reception | 14 at Ole Miss (9/7/19) |

CAREER HIGHS

| | |
|-----------------|---|
| Rushes | 26 at Colorado State (9/8/18) |
| Rushing Yards | 165 at Colorado State (9/8/18) |
| Rushing TDs | 1 (15x) last vs. Colorado St. (9/14/19) |
| Long Rush | 75 vs. Alcorn State (10/1/16) |
| 100-Yard Games | 4, last at Colorado State (9/8/18) |
| Receptions | 2 (7x) last at Ole Miss (9/7/19) |
| Receiving Yards | 69 vs. Florida (11/5/16) |
| Receiving TDs | 1 at Ole Miss (10/28/17) |
| Long Reception | 43 (2x) last at Missouri (11/23/18) |



MIKE WOODS

8

Wide Receiver | 6-1 | 203 | Sophomore
Magnolia, Texas | Magnolia HS

QUICK HITS

- First signee for HC Chad Morris - committed to SMU when Morris & staff were in Dallas.
- Enjoys hiking Lake Fayetteville & Devil's Den in Northwest Arkansas.
- Played in 10 games for the Razorbacks in 2018, starting seven as a wide receiver.
- Finished third on the team in receiving yards with 206 in 2018, catching 18 passes & a TD.
- Tied a career-high six catches and totaled a career-high 84 yards receiving at Ole Miss (9/7).

CAREER STATS

| | GP/GS | RUSHING | | | | | RECEIVING | | | | |
|--------------|--------------|----------|----------|------------|----------|----------|-----------|------------|-------------|----------|-----------|
| | | ATT | YDS | AVG | TD | LNG | REC | YDS | AVG | TD | LNG |
| 2018 | 10/7 | 0 | 0 | 0.0 | 0 | 0 | 18 | 206 | 11.4 | 1 | 29 |
| 2019 | 3/3 | 0 | 0 | 0.0 | 0 | 0 | 13 | 124 | 9.5 | 0 | 45 |
| TOTAL | 13/10 | 0 | 0 | 0.0 | 0 | 0 | 32 | 330 | 10.3 | 1 | 45 |

GAME-BY-GAME STATS

| | GP/GS | RUSHING | | | | | RECEIVING | | | | |
|-----------------|------------|----------|----------|------------|----------|----------|-----------|------------|------------|----------|-----------|
| | | ATT | YDS | AVG | TD | LNG | REC | YDS | AVG | TD | LNG |
| PORTLAND ST. | 1/1 | 0 | 0 | 0.0 | 0 | 0 | 5 | 30 | 6.0 | 0 | 15 |
| at Ole Miss | 1/1 | 0 | 0 | 0.0 | 0 | 0 | 6 | 84 | 14.0 | 0 | 45 |
| COLORADO ST. | 1/1 | 0 | 0 | 0.0 | 0 | 0 | 3 | 10 | 3.3 | 0 | 6 |
| SAN JOSE ST. | | | | | | | | | | | |
| vs. Texas A&M | | | | | | | | | | | |
| at Kentucky | | | | | | | | | | | |
| AUBURN | | | | | | | | | | | |
| at Alabama | | | | | | | | | | | |
| MISSISSIPPI ST. | | | | | | | | | | | |
| WESTERN KY. | | | | | | | | | | | |
| at LSU | | | | | | | | | | | |
| MISSOURI | | | | | | | | | | | |
| TOTAL | 3/3 | 0 | 0 | 0.0 | 0 | 0 | 14 | 124 | 9.5 | 0 | 45 |

SEASON HIGHS

| | |
|-----------------|-------------------------|
| Rushes | None |
| Rushing Yards | None |
| Rushing TDs | None |
| Long Rush | None |
| 100-Yard Games | None |
| Receptions | 6 at Ole Miss (9/7/19) |
| Receiving Yards | 84 at Ole Miss (9/7/19) |
| Receiving TDs | None |
| Long Reception | 45 at Ole Miss (9/7/19) |

CAREER HIGHS

| | |
|-----------------|----------------------------------|
| Rushes | None |
| Rushing Yards | None |
| Rushing TDs | None |
| Long Rush | None |
| 100-Yard Games | None |
| Receptions | 6 (2x) last at Ole Miss (9/7/19) |
| Receiving Yards | 84 at Ole Miss (9/7/19) |
| Receiving TDs | 1 vs. Texas A&M (9/29/18) |
| Long Reception | 45 at Ole Miss (9/7/19) |

GAME 1 ||| PORTLAND STATE

Portland State (0-1)13
Arkansas (1-0)20

August 31, 2019 | Fayetteville, Ark.

Donald W. Reynolds Razorback Stadium | Time: 3 p.m. | Attendance: 61,055

TV: SEC Network > Dave Neal (PBP), DJ Shockley (Analyst) & Dawn Davenport (Sideline)

SCORING SUMMARY

| | 1st | 2nd | 3rd | 4th | Final |
|----------------|-----|-----|-----|-----|-------|
| Portland State | 3 | 3 | 0 | 7 | 13 |
| Arkansas | 10 | 0 | 7 | 3 | 20 |

QTR. TEAM SCORING PLAY

| | | |
|-----|-----|---|
| 1st | PSU | C. Williams 50 yd field goal 6-42 1:51 |
| | ARK | C. Limpert 34 yd field goal 9-54 3:29 |
| | ARK | D. Whaley 1 yd run (C. Limpert kick) 10-64 4:15 |
| 2nd | PSU | C. Williams 47 yd field goal 11-45 4:09 |
| 3rd | ARK | R. Boyd 2 yd run (C. Limpert kick) 12-67 4:57 |
| 4th | ARK | C. Limpert 25 yd field goal 12-63 5:09 |
| | PSU | C. Taumoepeau 32 yd pass from J. Eason (C. Williams) 14-75 6:30 |

TEAM STATISTICS

| | PORTLAND STATE | ARKANSAS |
|----------------------------|----------------|----------|
| FIRST DOWNS | 16 | 26 |
| RUSHES-YARDS (NET) | 28-75 | 42-204 |
| PASSING YDS (NET) | 155 | 191 |
| Passes Att-Comp-Int. | 33-16-3 | 35-18-1 |
| TOTAL OFFENSE PLAYS-YARDS | 61-230 | 77-395 |
| Fumble Returns-Yards | 0-0 | 0-0 |
| Punt Returns-Yards | 1-0 | 2-16 |
| Kickoff Returns-Yards | 0-0 | 1-16 |
| Interception Returns-Yards | 1-17 | 3-49 |
| Punts (Number-Avg) | 5-39.8 | 5-35.6 |
| Fumbles-Lost | 0-0 | 1-0 |
| Penalties-Yards | 10-85 | 7-70 |
| Possession Time | 26:22 | 33:38 |
| Third-Down Conversions | 2 of 13 | 5 of 15 |
| Fourth-Down Conversions | 3 of 3 | 2 of 2 |
| Red-Zone Scores-Chances | 0-0 | 4-6 |
| Sacks By: Number-Yards | 1-4 | 6-29 |



SS KAMREN CURL led a solid defensive effort in the season opener coming up with his first career interception along with a pair of sacks as the Razorbacks intercepted three passes and recorded six sacks.

PORTLAND STATE

| RUSHING | Att. | Gain | Lost | Net | TD | Long | Avg. |
|-----------------|------|------|------|-----|----|------|------|
| HOFFMAN,Sirgeo | 4 | 28 | 0 | 28 | 0 | 20 | 7.0 |
| ALEXANDER,Davis | 14 | 56 | 29 | 27 | 0 | 22 | 1.9 |
| DAIGBE,Emmanuel | 1 | 11 | 0 | 11 | 0 | 11 | 11.0 |
| EASON,Jalani | 5 | 10 | 4 | 6 | 0 | 5 | 1.2 |
| HOLTZ,Evvyn | 2 | 2 | 0 | 2 | 0 | 1 | 1.0 |
| MARTIN,Carlos | 2 | 3 | 2 | 1 | 0 | 3 | 0.5 |

| PASSING | Comp. | Att. | Yds | TD | Int | Long | Sack |
|-----------------|---------|------|-----|----|-----|------|------|
| ALEXANDER,Davis | 10-21-2 | 81 | 0 | 16 | 6 | | |
| EASON,Jalani | 6-11-1 | 74 | 1 | 32 | 0 | | |
| TEAM | 0-1-0 | 0 | 0 | 0 | 0 | | |

| RECEIVING | No. | Yds | TD | Long |
|--------------------|-----|-----|----|------|
| Alexander Hollins | 9 | 127 | 3 | 43 |
| DAIGBE,Emmanuel | 5 | 43 | 0 | 15 |
| Charlie TAUMOEPEAU | 4 | 56 | 1 | 32 |
| HOFFMAN,Sirgeo | 4 | 35 | 0 | 15 |
| KOETTER,Davis | 1 | 16 | 0 | 16 |
| Mataio TALALEMOTU | 1 | 5 | 0 | 5 |
| MARTIN,Carlos | 1 | 0 | 0 | 0 |

| PUNTING | No. | Yds | Avg. | Long | I20 | TB |
|-------------|-----|-----|------|------|-----|----|
| VERNON,Seth | 5 | 199 | 39.8 | 46 | 0 | 1 |

| FIELD GOALS | Made | Att. | Long | Kicks |
|---------------|------|------|------|--------|
| Cody Williams | 2 | 2 | 50 | 50, 47 |

ARKANSAS

| RUSHING | Att. | Gain | Lost | Net | TD | Long | Avg. |
|----------------|------|------|------|-----|----|------|------|
| Rakeem Boyd | 18 | 116 | 2 | 114 | 1 | 25 | 6.3 |
| De'Vion Warren | 3 | 37 | 0 | 37 | 0 | 17 | 12.3 |
| Chase Hayden | 9 | 28 | 0 | 28 | 0 | 6 | 3.1 |
| Devwah Whaley | 9 | 26 | 5 | 21 | 1 | 11 | 2.3 |
| Ben Hicks | 2 | 10 | 4 | 6 | 0 | 10 | 3.0 |
| Team | 1 | 0 | 2 | -2 | 0 | 0 | -2.0 |

| PASSING | Comp. | Att. | Yds | TD | Int | Long | Sack |
|--------------|---------|------|-----|----|-----|------|------|
| Ben Hicks | 14-29-0 | 143 | 0 | 20 | 1 | | |
| Nick Starkel | 4-5-1 | 48 | 0 | 38 | 0 | | |
| Team | 0-1-0 | 0 | 0 | 0 | 0 | | |

| RECEIVING | No. | Yds | TD | Long |
|----------------|-----|-----|----|------|
| Mike Woods | 5 | 30 | 0 | 15 |
| Treyton Burks | 3 | 52 | 0 | 20 |
| Rakeem Boyd | 3 | 22 | 0 | 13 |
| Grayson Gunter | 3 | 16 | 0 | 9 |
| Trey Knox | 1 | 38 | 0 | 38 |
| Tyson Morris | 1 | 15 | 0 | 15 |
| Chase Harrell | 1 | 14 | 0 | 14 |
| Chase Hayden | 1 | 4 | 0 | 4 |

| PUNTING | No. | Yds | Avg. | Long | I20 | TB |
|------------|-----|-----|------|------|-----|----|
| Sam Loy | 4 | 142 | 35.5 | 40 | 2 | 2 |
| Reid Bauer | 1 | 36 | 36.0 | 36 | 0 | 0 |

| FIELD GOALS | Made | Att. | Long | Kicks |
|----------------|------|------|------|--------|
| Connor Limpert | 2 | 2 | 34 | 34, 25 |

GAME 2 ||| at OLE MISS

Arkansas (1-1, 0-1)17
Ole Miss (1-1, 1-0)31

September 7, 2019 | Oxford, Miss.

Vaught-Hemingway Stadium | Time: 6:30 p.m. | Attendance: 47,915

TV: SEC Network > Tom Hart (PBP), Jordan Rodgers (Analyst) & Cole Cubelic (Sideline)

SCORING SUMMARY

| | 1st | 2nd | 3rd | 4th | Final |
|----------|-----|-----|-----|-----|-------|
| Arkansas | 0 | 3 | 0 | 14 | 17 |
| Ole Miss | 7 | 3 | 7 | 14 | 31 |

QTR. TEAM SCORING PLAY

| | | |
|-----|----|---|
| 1st | OM | E. Moore 2 yd pass from M. Corral (L. Logan kick), 13-85 4:35 |
| 2nd | AR | C. Limpert 36 yd field goal, 7-36 3:11 |
| | OM | L. Logan 33 yd field goal, 7-31 3:06 |
| 3rd | OM | S. Phillips 1 yd run (L. Logan kick), 8-71 2:59 |
| 4th | AR | K. Curl 69 yd fumble recovery (C. Limpert kick) |
| | OM | E. Moore 46 yd pass from M. Corral (L. Logan kick), 5-74 2:17 |
| | OM | S. Phillips 26 yd run (L. Logan kick), 5-66 3:05 |
| | AR | K. Jackson 6 yd pass from N. Starkel (C. Limpert kick), 7-81 2:06 |

TEAM STATISTICS

| | ARKANSAS | OLE MISS |
|----------------------------|----------|----------|
| FIRST DOWNS | 18 | 23 |
| RUSHES-YARDS (NET) | 26-61 | 53-237 |
| PASSING YDS (NET) | 300 | 246 |
| Passes Att-Comp-Int. | 41-25-0 | 24-16-0 |
| TOTAL OFFENSE PLAYS-YARDS | 67-361 | 77-483 |
| Fumble Returns-Yards | 2-69 | 0-0 |
| Punt Returns-Yards | 2-28 | 0-0 |
| Kickoff Returns-Yards | 5-76 | 1-25 |
| Interception Returns-Yards | 0-0 | 0-0 |
| Punts (Number-Avg) | 6-35.7 | 4-49.5 |
| Fumbles-Lost | 1-1 | 2-2 |
| Penalties-Yards | 7-55 | 5-60 |
| Possession Time | 27:32 | 32:28 |
| Third-Down Conversions | 5 of 15 | 8 of 15 |
| Fourth-Down Conversions | 0 of 2 | 0 of 2 |
| Red-Zone Scores-Chances | 2-3 | 3-3 |
| Sacks By: Number-Yards | 1-7 | 3-21 |



QB NICK STARKEL came off the bench to pass for 201 yards in the second half on 17-of-24 passing with a touchdown late in the fourth quarter at Ole Miss.

ARKANSAS

| RUSHING | Att. | Gain | Lost | Net | TD | Long | Avg. |
|----------------|------|------|------|-----|----|------|------|
| Rakeem Boyd | 17 | 71 | 4 | 67 | 0 | 10 | 3.9 |
| De'Vion Warren | 1 | 12 | 0 | 12 | 0 | 12 | 12.0 |
| Devwah Whaley | 2 | 2 | 0 | 2 | 0 | 2 | 1.0 |
| Ben Hicks | 4 | 7 | 12 | -5 | 0 | 6 | -1.2 |
| Chase Hayden | 1 | 0 | 6 | -6 | 0 | 0 | -6.0 |
| Nick Starkel | 1 | 0 | 9 | -9 | 0 | 0 | -9.0 |

| PASSING | Comp. | Att. | Yds | TD | Int | Long | Sack |
|--------------|-------|------|-----|-----|-----|------|------|
| Nick Starkel | 17 | 24 | 0 | 201 | 1 | 45 | 1 |
| Ben Hicks | 7 | 16 | 0 | 98 | 0 | 49 | 2 |
| Rakeem Boyd | 1 | 1 | 0 | 1 | 0 | 1 | 0 |

| RECEIVING | No. | Yds | TD | Long |
|------------------|-----|-----|----|------|
| Trey Knox | 6 | 88 | 0 | 49 |
| Mike Woods | 6 | 84 | 0 | 45 |
| Cheyenne O'Grady | 3 | 45 | 0 | 25 |
| Treyton Burks | 2 | 28 | 0 | 22 |
| Devwah Whaley | 2 | 23 | 0 | 14 |
| Koilan Jackson | 2 | 19 | 1 | 13 |
| Rakeem Boyd | 1 | 8 | 0 | 8 |
| Tyson Morris | 1 | 8 | 0 | 8 |
| De'Vion Warren | 1 | 1 | 0 | 1 |
| Chase Hayden | 1 | -4 | 0 | 0 |

| PUNTING | No. | Yds | Avg. | Long | I20 | TB |
|---------|-----|-----|------|------|-----|----|
| Sam Loy | 6 | 214 | 35.7 | 51 | 2 | 0 |

| FIELD GOALS | Made | Att. | Long | Kicks |
|----------------|------|------|------|---------|
| Connor Limpert | 1 | 2 | 36 | 34, x43 |

OLE MISS

| RUSHING | Att. | Gain | Lost | Net | TD | Long | Avg. |
|-----------------|------|------|------|-----|----|------|------|
| S. Phillips | 26 | 145 | 2 | 143 | 2 | 26 | 5.5 |
| Matt Corral | 10 | 60 | 14 | 46 | 0 | 23 | 4.6 |
| Snoop Conner | 8 | 42 | 0 | 42 | 0 | 25 | 5.2 |
| Jerrion Ealy | 4 | 8 | 1 | 7 | 0 | 4 | 1.8 |
| Isaiah Woullard | 1 | 3 | 0 | 3 | 0 | 3 | 3.0 |
| O. Cooley | 1 | 1 | 0 | 1 | 0 | 5 | 1.0 |
| Elijah Moore | 1 | 0 | 2 | -2 | 0 | 0 | -2.0 |
| TEAM | 2 | 0 | 3 | -3 | 0 | 0 | -1.5 |

| PASSING | Comp. | Att. | Yds | TD | Int | Long | Sack |
|-------------|-------|------|-----|-----|-----|------|------|
| Matt Corral | 16 | 24 | 0 | 246 | 2 | 46 | 1 |

| RECEIVING | No. | Yds | TD | Long |
|----------------|-----|-----|----|------|
| Elijah Moore | 7 | 130 | 2 | 46 |
| Jerrion Ealy | 3 | 35 | 0 | 26 |
| D. Drummond | 2 | 38 | 0 | 26 |
| O. Cooley | 2 | 28 | 0 | 18 |
| Jason Pellerin | 2 | 15 | 0 | 13 |

| PUNTING | No. | Yds | Avg. | Long | I20 | TB |
|-----------|-----|-----|------|------|-----|----|
| Mac Brown | 4 | 198 | 49.5 | 52 | 2 | 0 |

| FIELD GOALS | Made | Att. | Long | Kicks |
|-------------|------|------|------|-------|
| Luke Logan | 1 | 1 | 33 | 33 |

GAME 3 ||| COLORADO STATE

Colorado State (1-2) 34
Arkansas (2-1, 0-1) 55

September 14, 2019 | Fayetteville, Ark.

Donald W. Reynolds Razorback Stadium | Time: 3 p.m. | Attendance:

TV: SEC Network > Dave Neal (PBP), DJ Shockley (Analyst) & Dawn Davenport (Sideline)

SCORING SUMMARY

| | 1st | 2nd | 3rd | 4th | Final |
|----------------|-----|-----|-----|-----|-------|
| Colorado State | 14 | 10 | 10 | 0 | 34 |
| Arkansas | 24 | 3 | 7 | 21 | 55 |

QTR. TEAM SCORING PLAY

| | | |
|-----|-----|---|
| 1st | CSU | M. Kinsey Jr. 75 yd run (C. Camper kick), 2-75 0:18 |
| | AR | T. Knox 24 yd pass from N. Starkel (C. Limpert kick), 5-75 1:42 |
| | AR | C. Harrell 14 yd pass from N. Starkel (C. Limpert kick), 11-82 3:34 |
| | AR | R. Boyd 59 yd run (C. Limpert kick), 2-75 0:20 |
| | CSU | W. Jackson 14 yd pass from C. Hill (C. Camper kick), 5-75 2:32 |
| | AR | C. Limpert 54 yd field goal, 6-28 2:25 |
| | AR | C. Limpert 22 yd field goal, 9-34 3:13 |
| 2nd | CSU | C. Hill 1 yd run (C. Camper kick), 5-40 1:55 |
| | CSU | C. Camper 46 yd field goal, 10-52 2:37 |
| 3rd | AR | R. Boyd 4 yd run (C. Limpert kick), 8-75 1:53 |
| | CSU | C. Camper 21 yd field goal, 15-72 7:22 |
| | CSU | D. Wright 75 yd pass from P. O'Brien (C. Camper kick), 3-72 1:44 |
| 4th | AR | D. Whaley 5 yd run (C. Limpert kick), 9-68 2:43 |
| | AR | C. O'Grady 62 yd pass from N. Starkel (C. Limpert kick), 4-74 2:10 |
| | AR | L. Bishop 25 yd fumble recovery (C. Limpert kick) |

TEAM STATISTICS

| | COLORADO STATE | ARKANSAS |
|----------------------------|----------------|----------|
| FIRST DOWNS | 18 | 23 |
| RUSHES-YARDS (NET) | 38-220 | 35-215 |
| PASSING YDS (NET) | 205 | 305 |
| Passes Att-Comp-Int. | 33-20-0 | 35-20-0 |
| TOTAL OFFENSE PLAYS-YARDS | 71-425 | 70-520 |
| Fumble Returns-Yards | 0-0 | 1-25 |
| Punt Returns-Yards | 0-0 | 3-9 |
| Kickoff Returns-Yards | 2-48 | 1-36 |
| Interception Returns-Yards | 0-0 | 0-0 |
| Punts (Number-Avg) | 6-47.5 | 4-44.0 |
| Fumbles-Lost | 2-2 | 2-1 |
| Penalties-Yards | 4-51 | 5-49 |
| Possession Time | 33:56 | 26:04 |
| Third-Down Conversions | 4 of 14 | 6 of 12 |
| Fourth-Down Conversions | 0 of 0 | 0 of 0 |
| Red-Zone Scores-Chances | 3-3 | 4-4 |
| Sacks By: Number-Yards | 1-4 | 3-25 |



RB RAKEEM BOYD ran for a career-best 122 yards on 20 carries in the win over Colorado State and became the first Razorback to run for two TDs since 2017.

COLORADO STATE

| RUSHING | Att. | Gain | Lost | Net | TD | Long | Avg. |
|---------------|------|------|------|-----|----|------|------|
| M. Kinsey Jr. | 20 | 185 | 5 | 180 | 1 | 75 | 9.0 |
| M. McElroy | 6 | 48 | 0 | 48 | 0 | 34 | 8.0 |
| D. Wright | 2 | 5 | 0 | 5 | 0 | 4 | 2.5 |
| J. Thomas | 2 | 2 | 0 | 2 | 0 | 2 | 1.0 |
| C. Hill | 2 | 1 | 8 | -7 | 1 | 1 | -3.5 |
| P. O'Brien | 6 | 11 | 19 | -8 | 0 | 4 | -1.3 |

| PASSING | Comp. | Att. | Yds | TD | Int | Long | Sack |
|------------|-------|------|-----|----|-----|------|------|
| C. Hill | 13 | 23 | 99 | 1 | 0 | 19 | 1 |
| P. O'Brien | 7 | 10 | 106 | 1 | 0 | 75 | 2 |

| RECEIVING | No. | Yds | TD | Long |
|---------------|-----|-----|----|------|
| D. Wright | 4 | 97 | 1 | 75 |
| W. Jackson | 4 | 53 | 1 | 19 |
| Tr. McBride | 3 | 22 | 0 | 10 |
| M. Kinsey Jr. | 3 | 3 | 0 | 7 |
| C. Butler | 2 | 8 | 0 | 7 |
| A. Prentice | 2 | 7 | 0 | 5 |
| E.J. Scott | 1 | 8 | 0 | 8 |
| M. McElroy | 1 | 7 | 0 | 7 |

| PUNTING | No. | Yds | Avg. | Long | I20 | TB |
|---------------|-----|-----|------|------|-----|----|
| R. Stonehouse | 6 | 285 | 47.5 | 56 | 1 | 0 |

| FIELD GOALS | Made | Att. | Long | Kicks |
|-------------|------|------|------|-------------|
| C. Camper | 2 | 3 | 46 | 46, 21, 50x |

ARKANSAS

| RUSHING | Att. | Gain | Lost | Net | TD | Long | Avg. |
|----------------|------|------|------|-----|----|------|------|
| Rakeem Boyd | 20 | 127 | 5 | 122 | 2 | 59 | 6.1 |
| Devwah Whaley | 9 | 81 | 0 | 81 | 1 | 25 | 9.0 |
| Chase Hayden | 2 | 17 | 0 | 17 | 0 | 15 | 8.5 |
| De'Vion Warren | 1 | 2 | 0 | 2 | 0 | 2 | 2.0 |
| Team | 2 | 0 | 3 | -3 | 0 | 0 | -1.5 |
| Nick Starkel | 1 | 0 | 4 | -4 | 0 | 0 | -4.0 |

| PASSING | Comp. | Att. | Yds | TD | Int | Long | Sack |
|--------------|-------|------|-----|----|-----|------|------|
| Nick Starkel | 20 | 35 | 305 | 0 | 3 | 62 | 1 |

| RECEIVING | No. | Yds | TD | Long |
|------------------|-----|-----|----|------|
| Trey Knox | 6 | 90 | 1 | 24 |
| Treyton Burks | 4 | 92 | 0 | 38 |
| Cheyenne O'Grady | 3 | 74 | 1 | 62 |
| Chase Hayden | 2 | 12 | 0 | 6 |
| Mike Woods | 2 | 10 | 0 | 6 |
| Chase Harrell | 1 | 14 | 1 | 14 |
| Tyson Morris | 1 | 9 | 0 | 9 |
| De'Vion Warren | 1 | 4 | 0 | 4 |

| PUNTING | No. | Yds | Avg. | Long | I20 | TB |
|---------|-----|-----|------|------|-----|----|
| Sam Loy | 4 | 176 | 44.0 | 56 | 0 | 1 |

| FIELD GOALS | Made | Att. | Long | Kicks |
|----------------|------|------|------|--------|
| Connor Limpert | 2 | 2 | 54 | 54, 22 |

WEEKLY MEDIA SCHEDULE: SAN JOSE STATE WEEK

| 16 MON | 17 TUES | 18 WED | 19 THURS | 20 FRI | 21 SAT | 22 SUN |
|--|--|---|-----------------------|-----------------------|--|-----------------------|
| Press Conference Noon - Coach Morris 12:20 - Coach Chavis 12:30 - Coach Craddock | Post Practice Media 6:15 p.m. Student-athletes | SEC Teleconference 10 a.m. - 12:10 p.m. 11 a.m. - Coach Morris Pre Practice Media 4:15 p.m. Coach Morris On the Air with Chad Morris - 7 p.m. | No media availability | No media availability | Game 4 San Jose State Kickoff - 6:30 p.m. TV - SEC Network Post Game Coach Morris & student-athletes | No media availability |

ARKANSAS COMMUNICATIONS



KYLE PARKINSON

Associate AD/Communications

Cell 479.387.4753

Email..... kparkin@uark.edu

Twitter..... @TheOtherKP



MICHAEL MINSHEW

Assistant Director/Communications

Cell 479.200.9498

Email..... mminshew@uark.edu

Twitter..... @mminshew



JOHN THOMAS

Assistant Director/Communications

Cell 479.313.2564

Email..... jfthomas@uark.edu

Twitter..... @John_Thomas

Office: 479-575-2751

Fax: 479-575-7481

Fayetteville Press Box: (479) 575-6622

Little Rock Press Box: (501) 663-0514

GAME CREDENTIAL REQUESTS

All requests for media and/or photo credentials must be made online at www.SportsSystems.com/Arkansas. Requests should be made at least two weeks in advance.

Credentials will not be mailed. They may be picked up beginning three hours prior to kickoff at the media will call station at the base of the elevator at both Donald W. Reynolds Razorback Stadium in Fayetteville and War Memorial Stadium in Little Rock. Photo identification is required when picking up credentials.

ARKANSAS FTP SITE

An FTP site is available for members of the media. For more information concerning the FTP site, contact Michelle Glover (miglover@uark.edu).

CollegePressBox.com

CollegePressBox.com is the official media website for SEC football. Access and download weekly game notes, quotes, statistics, media guides, headshots, logos, flip cards and more for each of the SEC's members. Login information will be distributed to accredited media or you can apply for a password by sending an email to password@collegepressbox.com.

SEC WEEKLY TELECONFERENCE

Head coach Chad Morris will participate each week in the SEC teleconference of football coaches. The teleconferences will be conducted each Wednesday from Aug. 28 to Nov. 20 from 10 a.m. CT to 12:10 p.m. CT. For more information and the teleconference number, contact the SEC Media Relations Office at (205) 458-3000.

| | |
|------------------------|----------------------------------|
| 10:00 a.m. | Ed Orgeron, LSU |
| 10:10 a.m. | Kirby Smart, Georgia |
| 10:20 a.m. | Dan Mullen, Florida |
| 10:30 a.m. | Derek Mason, Vanderbilt |
| 10:40 a.m. | Nick Saban, Alabama |
| 10:50 a.m. | Jeremy Pruitt, Tennessee |
| 11:00 a.m. | Chad Morris, Arkansas |
| 11:10 a.m. | Barry Odom, Missouri |
| 11:20 a.m. | Matt Luke, Ole Miss |
| 11:30 a.m. | Jimbo Fisher, Texas A&M |
| 11:40 a.m. | Mark Stoops, Kentucky |
| 11:50 a.m. | Joe Moorehead, Mississippi State |
| 12:00 p.m. | Will Muschamp, South Carolina |
| 12:10 p.m. | Gus Malzahn, Auburn |

ON THE AIR WITH CHAD MORRIS

"On the Air with Chad Morris," Coach Morris' weekly radio show presented by Lindsey and Westrock Coffee Company airs on Wednesday nights starting at 7 p.m. For the 10th straight year, the one-hour radio show will be broadcast live from the Catfish Hole. The show will be carried throughout the state of Arkansas on the Razorback Sports Network and locally in Fayetteville on 105.3 FM, 99.5, 92.1 FM and 1290 AM.

RAZORBACK FOOTBALL WITH CHAD MORRIS

"Razorback Football with Chad Morris" is the official television coach's show of Razorback football. The one-hour show will air statewide and throughout the region on numerous television affiliates. A total of 12 shows will air throughout the season on the following stations: KATV (Sunday's at 10:30 p.m.), KFSM (Sunday at 10:30 p.m.) and KNXW (Sunday at 9:30 p.m.). The show will also be available regionally on Cox Sports Television on Wednesdays at 6 p.m. and Fox Sports Southwest on Tuesdays at 4 p.m.

RADIO AFFILIATES

| | |
|------------------------|-------------------|
| Batesville..... | KWOZ-FM 103.3 |
| Batesville..... | KBTA-AM 1340 |
| Camden..... | KCXY-FM 95.3 |
| Camden..... | KAMD-FM 97.1 |
| Crossett..... | KAGH-AM 800 |
| Crossett..... | KAGH-FM 104.9 |
| De Queen..... | KDON-FM 92.1 |
| DeWitt..... | KDEW-FM 97.3 |
| El Dorado..... | KMRX-FM 96.1 |
| Fayetteville..... | KAKS-FM 99.5 |
| Fayetteville..... | KUOA-AM 1290 |
| Fayetteville..... | KOSM-FM 92.1 |
| Fayetteville..... | KUOA-FM 95.3 |
| Fayetteville..... | KBVA-FM HD3 106.5 |
| Forrest City..... | KBFC-FM 93.5 |
| Fort Smith..... | KERX-FM 95.3 |
| Glenwood..... | KHGZ-AM 670 |
| Glenwood..... | KHGZ-FM 98.9 |
| Hot Springs/Mena..... | KTTG-FM 96.3 |
| Jonesboro..... | KEGI-FM 100.5 |
| Little Rock..... | KABZ-FM 103.7 |
| Magnolia..... | KZHE-FM 100.5 |
| Marshall..... | KBCN-FM 104.3 |
| Mena..... | KTTG-FM 96.3 |
| Monett (Mo.)..... | KKBL-FM 95.9 |
| Monticello..... | KGPO-FM 99.9 |
| Morrilton..... | KCON-FM 99.3 |
| Mountain Home..... | KOMT-FM 107.5 |
| Ozark..... | KDYN-FM 96.7 |
| Ozark..... | KDYN-AM 1540 |
| Ruston (La.)..... | KWXM-FM 102.3 |
| Searcy..... | KSMD-FM 99.1 |
| Texarkana (Texas)..... | KKTK-AM 1400 |
| Wynne..... | KWYN-FM 92.5 |