

# 2019 FOOTBALL ARKANSAS

Saturday, September 28, 2019 • 11 a.m. • ESPN • AT&T Stadium (100,000) • Arlington, Texas

## ESPN

Mark Jones, Play-By-Play  
Dusty Dvoracek, Analyst  
Olivia Dekker, Reporter

## RAZORBACK/IMG SPORTS NETWORK

Chuck Barrett, Play-By-Play  
Quinn Grovey, Analyst  
Geno Bell, Reporter

## SIRIUS/XM RADIO

Sirius Channel 105  
XM Channel 191

## COACHING STAFF

### ON THE FIELD (Year at Arkansas)

Chad Morris - Head Coach (2nd)  
John Chavis - Defensive Coordinator/Linebackers (2nd)  
Ron Cooper - Secondary (2nd)  
Dustin Fry - Offensive Line (2nd)  
Kenny Ingram - Defensive Tackles (1st)  
Mark Smith - Secondary (2nd)  
Jeff Traylor - Associate Head Coach/Running Backs (2nd)  
Justin Stepp - Wide Receivers (2nd)

### IN THE BOOTH

Joe Craddock - Offensive Coordinator/Quarterbacks (2nd)  
Steve Caldwell - Defensive Line (2nd)  
Barry Lunney Jr. - Tight Ends/Special Teams (7th)

## FOUR DOWNS

# 2011

>>>>>>

Arkansas threw for over 300 yards for the third consecutive game, doing so for the first time since 2011.

# 487

>>>>>>

The Razorbacks racked up 487 yards of total offense, making it 22-straight years with at least two 400+ yard games.

# 115

>>>>>>

Mike Woods tallied 115 receiving yards, giving Arkansas 13 consecutive years with at least one 100-yard receiver.

# 2

>>>>>>

Kam Curl recorded his second INT of the season vs. SJSU, making him the only Razorback with two INTs this year.



**TEXAS A&M**  
**vs.**  
**ARKANSAS**



**TEXAS A&M** (2-2, 0-1)  
**AP/Coaches Rank:** 23/21  
**Head Coach:** Jimbo Fisher (Salem, 1990)  
**Career Record:** 94-28 (10th season)  
**Record at Texas A&M:** 11-6 (2nd season)

**ARKANSAS RAZORBACKS** (2-2, 0-1)  
**AP/Coaches Rank:** NR/NR  
**Head Coach:** Chad Morris (Texas A&M, 1992)  
**Career Record:** 18-34 (5th season)  
**Record at Arkansas:** 4-12 (2nd season)

## THE RUNDOWN

• Arkansas hits the road and jumps back into conference action with a date against Texas A&M on Saturday, Sept. 28, at 11 a.m., at AT&T Stadium in Arlington, Texas.

• It will be the 76th meeting between the Razorbacks & the Aggies, and the 10th in Arlington. Arkansas leads the all-time series, 41-31-3, but trail in games played in Arlington, 6-3. The Razorbacks will be the home team on Saturday.

• Both teams will be playing their second SEC contest of the season. Arkansas traveled to Oxford in the second week of the year, dropping a 31-17 game against the Rebels. Texas A&M opened conference play last weekend at home against Auburn, falling by a score of 28-20.

• The Razorbacks are also coming off a home loss to San Jose State, 31-24. Arkansas battled back from down 17 to tie the game in the fourth quarter, but gave up a touchdown on the final defensive drive to drop to 2-2 on the year.

• Arkansas head coach Chad Morris is a graduate of Texas A&M, earning his degree in mathematics in 1992.

• The Arkansas roster features a few direct ties to Texas A&M. Razorback defensive coordinator John Chavis also served as the D.C. for the Aggies from 2015-17.

• Quarterback Nick Starkel and running back Rakeem Boyd spent part of their collegiate careers in College Station. Boyd never played a down for the Aggies, moving to Independence CC in Kansas for a season before coming to Arkansas last year, while Starkel played as both a redshirt-freshman and sophomore, seeing action as both a starter and a reserve.

• Starkel saw most of his production as a redshirt-freshman, throwing for 1,793 yards on 123-of-205 passing. His top performance came in the Belk Bowl against Wake Forest, setting the Texas A&M bowl game records for attempts (63), completions (42) and passing yards (499). Starkel transferred to Arkansas after graduating from Texas A&M this summer.


• Six of the last seven games between the Razorbacks and Aggies have been decided by seven points or fewer.



NICK STARKEL

## PASSING

69/114 (61%)  
910 YDS  
7 TD/6 INT



RAKEEM BOYD

## RUSHING

73 ATT  
394 YDS  
3 TD



TREY KNOX

## RECEIVING

21 REC  
299 YDS  
2 TD



DE'JON HARRIS

## TACKLES

28 TOTAL  
12 SOLO  
1 TFL

HOME	AWAY	HOME	HOME	ARL	AWAY	HOME	AWAY	HOME	HOME	AWAY	LR
AUG 31 W, 20-13	SEP 7 L, 31-17	SEP 14 W, 55-34	SEP 21 L, 31-24	SEP 28 11 AM ESPN	OCT 12 TBA	OCT 19 TBA	OCT 26 TBA	NOV 2 TBA	NOV 9 TBA	NOV 23 TBA	NOV 29 1:30 PM CBS

# GAME 5: TEXAS A&M

## THE GAME: TEXAS A&M vs. ARKANSAS

### INSIDE THE TEXAS A&M SERIES

**All-Time Record:** Arkansas leads 41-31-3  
**In Fayetteville:** Arkansas leads 12-7-2  
**In Little Rock:** Arkansas leads 9-3  
**In College Station:** Arkansas leads 17-14-1  
**In Dallas:** Texas A&M leads 1-0  
**In Arlington:** Texas A&M leads 6-3  
**Most points scored by Arkansas:** 47 (2007)  
**Most points scored by Texas A&M:** 58 (2012)  
**Largest margin of victory by Arkansas:** 39 (1970)  
**Largest margin of victory by Texas A&M:** 48 (2012)

### STATISTICAL BREAKDOWN: TEXAS A&M vs. ARKANSAS

Date	UA/Opp Rank	Site	Result	Arkansas	Rank: SEC (FBS)	Category	Texas A&M	Rank: SEC (FBS)
Oct. 31, 1903		Arlington, Texas	L, 6-0	29.0	10 (74)	Scoring Offense	33.3	6 (51)
Oct. 29, 1910		Fayetteville, Ark.	W, 5-0	27.3	12 (79)	Scoring Defense	15.5	5 (22)
Oct. 18, 1912		Dallas, Texas	L, 27-0	440.8	7 (54)	Total Offense	447.8	5 (46)
Oct. 15, 1927		College Station, Texas	L, 40-6	410.3	12 (82)	Total Defense	276.0	3 (18)
Oct. 29, 1928		Fayetteville, Ark.	W, 27-12	152.8	10 (79)	Rushing Offense	144.5	11 (84)
Oct. 26, 1929		College Station, Texas	W, 14-13	158.3	13 (77)	Rushing Defense	111.0	8 (36)
Oct. 25, 1930		Little Rock, Ark.	W, 13-0	288.0	5 (30)	Passing Offense	303.3	3 (24)
Nov. 3, 1934		College Station, Texas	T, 7-7	252.0	11 (93)	Pass Defense	165.0	2 (20)
Nov. 2, 1935		Little Rock, Ark.	W, 14-7	18.9	7 (87)	Kickoff Return Avg.	18.33	8 (93)
Oct. 31, 1936		College Station, Texas	W, 18-0	7.57	12 (64)	Punt Return Avg.	13.3	9 (33)
Oct. 30, 1937	20/NR	Fayetteville, Ark.	W, 26-13	29:05	9 (81)	Time of Possession	33:34	1 (18)
Oct. 29, 1938		College Station, Texas	L, 13-7	38.6%	11 (80)	3rd Down Conv. Pct.	42.0%	6 (55)
Nov. 4, 1939	NR/5	Fayetteville, Ark.	L, 27-0	33.3%	7 (45)	Opp. 3rd-D Conv. Pct.	26.9%	3 (13)
Nov. 2, 1940	NR/5	College Station, Texas	L, 17-0	35.06	14 (116)	Net Punting	41.56	6 (29)
Nov. 1, 1941	NR/5	Little Rock, Ark.	L, 7-0	0.00	8 (59)	Turnover Margin	-0.25	12 (82)
Oct. 31, 1942		College Station, Texas	L, 41-0	4	3 (17)	Fumbles Recovered	1	14 (96)
Oct. 30, 1943	NR/19	Fayetteville, Ark.	L, 13-0	2	4 (34)	Fumbles Lost	4	9 (93)
Nov. 4, 1944		College Station, Texas	W, 7-6	4	8 (29)	Passes Intercepted	5	3 (12)
Nov. 3, 1945		Fayetteville, Ark.	L, 34-0	8	5 (19)	Turnovers Gained	6	9 (42)
Nov. 2, 1946		College Station, Texas	W, 7-0	8	10 (101)	Turnovers Lost	7	8 (93)
Nov. 1, 1947		Fayetteville, Ark.	T, 21-21	123.52	10 (91)	Passing Efficiency	136.66	7 (75)
Oct. 30, 1948		College Station, Texas	W, 28-6	132.21	11 (72)	Pass Efficiency Defense	105.19	2 (15)
Oct. 29, 1949		Fayetteville, Ark.	W, 27-6	25	8 (77)	Fewest Penalties	27	11 (94)
Nov. 4, 1950		College Station, Texas	L, 42-13	236	8 (88)	Fewest Yards Penalized	218	6 (75)
Nov. 3, 1951	NR/18	Fayetteville, Ark.	W, 33-21	2.75	4 (32)	Sacks	1.50	13 (101)
Nov. 1, 1952		College Station, Texas	L, 31-12	1.25	4 (30)	Sacks Allowed	1.50	6 (48)
Oct. 31, 1953		Little Rock, Ark.	W, 41-14	5.8	9 (79)	Tackles for Losses	7.3	3 (32)
Oct. 30, 1954	4/NR	College Station, Texas	W, 14-7	5.5	69 (58)	Tackles for Loss Allowed	4.00	3 (18)
Oct. 29, 1955	NR/11	Fayetteville, Ark.	T, 7-7	93	6 (25)	First Downs	98	4 (19)
Nov. 3, 1956		College Station, Texas	L, 27-0	84	12 (92)	First Downs Allowed	66	3 (47)
Nov. 2, 1957	11/1	Fayetteville, Ark.	L, 7-6	68.8%	11 (115)	Red Zone Offense	86.4%	7 (57)
Nov. 1, 1958		College Station, Texas	W, 21-8	90.0%	14 (106)	Red Zone Defense	87.5%	12 (93)
Oct. 31, 1959	17/NR	Fayetteville, Ark.	W, 12-7					
Oct. 29, 1960	12/NR	College Station, Texas	W, 7-3					
Nov. 4, 1961	22/NR	Fayetteville, Ark.	W, 15-8					
Nov. 3, 1962	8/NR	College Station, Texas	W, 17-7					
Nov. 2, 1963	11/NR	Little Rock, Ark.	W, 21-7					
Oct. 31, 1964	4/NR	College Station, Texas	W, 17-0					
Oct. 30, 1965	2/NR	Little Rock, Ark.	W, 31-0					
Oct. 29, 1966	9/21	College Station, Texas	W, 34-0					
Nov. 4, 1967		Fayetteville, Ark.	L, 33-21					
Nov. 2, 1968	17/NR	College Station, Texas	W, 34-0					
Nov. 1, 1969	4/NR	Fayetteville, Ark.	W, 35-13					
Oct. 31, 1970	8/NR	College Station, Texas	W, 45-6					
Oct. 30, 1971	8/NR	Little Rock, Ark.	L, 17-9					
Nov. 4, 1972	20/NR	College Station, Texas	L, 10-7					
Nov. 3, 1973		Fayetteville, Ark.	W, 14-10					
Nov. 2, 1974	NR/8	College Station, Texas	L, 20-10					
Dec. 6, 1975	18/2	Little Rock, Ark.	W, 31-6					
Nov. 13, 1976	13/16	Little Rock, Ark.	L, 31-10					
Nov. 12, 1977	8/11	College Station, Texas	W, 26-20					
Nov. 18, 1978	13/NR	Little Rock, Ark.	W, 26-7					
Nov. 17, 1979	8/NR	College Station, Texas	W, 22-10					
Nov. 15, 1980		Fayetteville, Ark.	W, 27-24					
Nov. 14, 1981	16/NR	College Station, Texas	W, 10-7					
Nov. 13, 1982	10/NR	Little Rock, Ark.	W, 35-0					
Nov. 12, 1983		College Station, Texas	L, 36-23					
Nov. 17, 1984		Fayetteville, Ark.	W, 28-0					
Nov. 16, 1985	9/NR	College Station, Texas	L, 10-6					
Nov. 15, 1986	17/7	Little Rock, Ark.	W, 14-10					
Nov. 14, 1987	20/19	College Station, Texas	L, 14-0					
Nov. 12, 1988	11/NR	Fayetteville, Ark.	W, 25-20					
Nov. 24, 1989	9/14	College Station, Texas	W, 23-22					
Nov. 17, 1990		Fayetteville, Ark.	L, 20-16					
Nov. 16, 1991	NR/13	College Station, Texas	L, 13-3					
Oct. 3, 2009		Arlington, Texas	W, 47-19					
Oct. 9, 2010	11/NR	Arlington, Texas	W, 24-17					
Oct. 1, 2011	18/14	Arlington, Texas	W, 42-38					
Sept. 29, 2012		College Station, Texas	L, 58-10					
Sept. 28, 2013	NR/10	Fayetteville, Ark.	L, 45-33					
Sept. 27, 2014	NR/6	Arlington, Texas	L, 35-28 (OT)					
Sept. 26, 2015	NR/14	Arlington, Texas	L, 28-21 (OT)					
Sept. 24, 2016	17/10	Arlington, Texas	L, 45-24					
Sept. 23, 2017		Arlington, Texas	L, 50-43 (OT)					
Sept. 29, 2018		Arlington, Texas	L, 24-17					

### INDIVIDUAL STATS

ARKANSAS					TEXAS A&M				
Rushing	Att.	Yds.	Avg.	TD	Rushing	Att.	Yds.	Avg.	TD
Rakeem Boyd	73	394	5.4	3	Isaiah Spiller	34	255	7.5	2
Devwah Whaley	32	136	4.2	2	Jashaun Corbin	35	137	3.9	1
De'Vion Warren	5	51	10.2	0	Kellen Mond	23	77	3.3	2
Chase Hayden	12	39	3.2	0	Jacob Kibodi	17	66	3.9	1
Passing	Comp.	Att.	Yds.	TD/Int.	Passing	Comp.	Att.	Yds.	TD/Int.
Nick Starkel	69	114	910	7/6	Kellen Mond	94	146	1,082	7/3
Ben Hicks	21	45	241	0/0					
Receiving	Rec.	Yds.	Avg.	TD	Receiving	Rec.	Yds.	Avg.	TD
Trey Knox	21	299	14.2	2	Jhamon Ausbon	25	364	14.6	2
Mike Woods	17	239	14.1	1	Kendrick Rogers	17	200	11.8	0
Cheyenne O'Grady	10	152	15.2	1	Quartney Davis	16	226	14.1	2
Treyton Burks	9	172	19.1	0	Camron Buckley	7	102	14.6	0
					Ainias Smith	7	81	11.6	2
Punting	No.	Yds.	Avg.	Long	Punting	No.	Yds.	Avg.	Long
Sam Loy	17	655	38.5	56	Braden Mann	16	770	48.1	68
Punt Returns	No.	Yds.	Avg.	Long	Punt Returns	No.	Yds.	Avg.	Long
Treyton Burks	7	52	7.4	15	Roshauud Paul	9	120	13.3	41
Kickoff Returns	No.	Yds.	Avg.	Long	Kickoff Returns	No.	Yds.	Avg.	Long
De'Vion Warren	7	167	23.9	37	Ainias Smith	2	36	18.0	20
Tackles	UT-AT	TT	TFL	Other	Tackles	UT-AT	TT	TFL	Other
De'Jon Harris	12-16	28	1.0-2	1 TFL	Buddy Johnson	7-13	20	3.0-10	1 QBH
Kamren Curl	20-7	27	2.0-9	2 INT	Anthony Hines III	13-4	17	1.5-2	1 QBH
Bumper Pool	12-14	26	1.0-2	2 PBU	Demani Richardson	10-5	15	0.0-0	10 SOLO
Joe Fouca	9-9	18	0.0-0	1 INT	Keldrick Carper	7-6	13	1.5-4	7 SOLO

# GAME 5: TEXAS A&M

## LAST MEETING: TEXAS A&M 24, ARKANSAS 17

Score by Quarters	1	2	3	4	Total
Arkansas	0	7	3	7	17
Texas A&M	14	3	0	7	24

### Qtr Time Scoring play

1st	14:46	TAMU - Jashaun Corbin 100 yd kickoff return (Seth Small kick)
	08:36	TAMU - T. Williams 1 yd run (Seth Small kick), 9-79 4:50
2nd	12:36	TAMU - Seth Small 30 yd field goal, 7-48 2:36
	09:35	AR - Cole Kelley 1 yd run (Connor Limpert kick), 7-75 3:01
3rd	11:16	AR - Connor Limpert 47 yd field goal, 9-46 3:44
4th	05:03	TAMU - T. Williams 4 yd run (Seth Small kick), 7-61 3:31
	03:16	AR - Mike Woods 29 yd pass from Ty Storey (Connor Limpert kick), 6-75 1:47

	AR	TAMU
<b>FIRST DOWNS</b>	11	24
<b>RUSHES-YARDS (NET)</b>	26-55	46-176
<b>PASSING YDS (NET)</b>	193	201
Passes Att-Comp-Int	27-14-1	26-17-2
<b>TOTAL OFFENSE PLAYS-YARDS</b>	53-248	72-377
Fumble Returns-Yards	0-0	0-0
Punt Returns-Yards	0-0	3--2
Kickoff Returns-Yards	1-11	2-110
Interception Returns-Yards	2-5	1-0
Punts (Number-Avg)	8-43.2	4-48.8
Fumbles-Lost	1-0	0-0
Penalties-Yards	6-61	7-44
Possession Time	23:04	36:56
Third-Down Conversions	3 of 12	2 of 10
Fourth-Down Conversions	0 of 0	1 of 1
Red-Zone Scores-Chances	1-1	3-5
Sacks By: Number-Yards	3-18	5-25

**RUSHING:** Arkansas-Rakeem Boyd 10-47; TJ Hammonds 3-6; Chase Hayden 1-1; Ty Storey 10-1; Cole Kelley 1-1; Team 1-minus 1. Texas A&M-T. Williams 29-152; Kellen Mond 11-14; Jashaun Corbin 4-12; Team 2-minus 2.

**PASSING:** Arkansas-Ty Storey 14-26-1-193; Cole Kelley 0-1-0-0. Texas A&M-Kellen Mond 17-26-2-201.

**RECEIVING:** Arkansas-Rakeem Boyd 4-33; Cheyenne O'Grady 3-77; Mike Woods 2-50; Jordan Jones 2-6; Jared Cornelius 1-11; LaMichael Pettway 1-10; Deon Stewart 1-6. Texas A&M-Camron Buckley 5-72; J. Sternberger 4-51; Hezekiah Jones 4-33; Roshauud Paul 1-19; T. Williams 1-13; Quartney Davis 1-8; Jhamon Ausbon 1-5.

**INTERCEPTIONS:** Arkansas-Dre Greenlaw 2-5. Texas A&M-Donovan Wilson 1-0.

**FUMBLES:** Arkansas-Ty Clary 1-0. Texas A&M-None.

Arkansas (1-4,0-2) vs. Texas A&M (3-2,1-1)

Date: Sep 29, 2018 • Site: Arlington, TX • Stadium: AT&T Stadium

Attendance: 55383

Kickoff time: 11:02 AM • End of Game: 2:19 PM • Total elapsed time: 3:17

Officials: Referee: James Carter; Umpire: Russ Pulley; Linesman: Johnny Crawford;

Line judge: Tim Beard; Back judge: Martin Hankins; Field judge: J. Taylor;

Side judge: Glen Fucik; Center judge: Wayne Winkler;

Temperature: • Wind: • Weather:



## IN DEPTH CHART: OFFENSE

WR



**8 Mike Woods ||| 6-1, 203, So.**

First 100-yd game (115) vs. SJSU ... Career-long 62-yd TD catch vs. Spartans ... Caught six passes (career-high) at OM - team-high ... Second on team with 17 rec. ... Surpassed last year's yardage - 206 yards, 18 catches & one TD in 2018.

	REC	YDS	TD
2019	17	239	1
2018	18	206	1
Totals	35	445	2

**1 De'Vion Warren ||| 5-10, 188, Jr.**

1 rec./15 yds vs. SJSU ... Returned three kicks at OM, longest 37 yards ... 3rd on team in rushing (51 yards) ... Returned 14 kicks for 399 yds in 2018 ... 78-yd KO return vs. Alabama (10/6/18) - first TD rec. ... 100-yd KO return TD vs. Auburn in 2017.

	REC	YDS	TD
2019	3	20	0
2018	3	14	1
2017	1	5	0
Totals	7	39	1

TE



**85 Cheyenne O'Grady ||| 6-4, 256, Sr. > Mackey Watch List**

3 rec., 74 yards, 1 TD vs. CSU - 62 yd TD - T-longest ARK play of yr ... 3 rec./45 yards at OM ... Led team in rec. (30) & TDs (6) in 2018 ... Only Hog with two multi-TD rec. games in 2018 ... Son of the late Larry Marks - 3-year ARK MBB player (1988-90).

	REC	YDS	TD
2019	10	152	1
2018	30	400	6
2017	21	132	2
2016	3	63	1
Totals	64	747	10

**89 Grayson Gunter ||| 6-4, 243, Jr.**

Started vs. PSU & CSU ... 3 rec., 16 yards vs. PSU ... Played in 11 games last year, starting twice ... High four rec./51 yards, 1 TD vs. Tulsa ... Season-long 23-yard catch vs. LSU on 11/10/18 ... Father Bubba played football at Ole Miss from 1989-91.

	REC	YDS	TD
2019	3	16	0
2018	4	51	1
2017	-	-	-
2016	1	29	0
Totals	8	96	1

LT



**74 Colton Jackson ||| 6-5, 301, Sr.**

Started at LT in first three games ... Played in 10 games in 2018, starting eight of the last nine at LT ... Totaled 516 snaps during junior campaign ... Allowed just one sack in 305 pass blocking plays last year.

	GP	GS
2019	3	3
2018	10	8
2017	12	10
2016	12	3
Totals	37	24

**76 Myron Cunningham ||| 6-6, 290, Jr.**

Started at RG in first three games, LT vs. SJSU ... Transferred from Iowa Central CC ... First Team NJCAA All-American in 2018 ... Started all 12 games, helping ICC to an 8-4 record with 4,670 yds of offense, 2,884 passing yds & 46 TDs.

	GP	GS
2019	4	4
2018	12	12
Totals	16	16

LG



**54 Austin Capps ||| 6-4, 304, Sr.**

First career start vs. PSU, also started vs. SJSU ... Played in 11 games last year ... Totaled 193 snaps, 151 at LG and 42 at right guard ... Season-high 45 snaps against North Texas on 9/15 ... Transitioned from the d-line to the o-line in 2018.

	GP	GS
2019	3	2
2018	11	0
2017	12	0
2016	12	0
Totals	38	2

**68 Kirby Adcock ||| 6-5, 288, So.**

Played in four games as a redshirt-freshman in 2018, starting once against EIU in the season opener ... Worked a total of 65 snaps, including 56 on the offensive line and nine on special teams ... Two-time Fall SEC Academic Honor Roll.

	GP	GS
2019	4	0
2018	4	1
Totals	8	1

C



**66 Ty Clary ||| 6-4, 285, Jr.**

PFF National Team of the Week (Week 3) ... Highest graded C in SEC ... Started all four games ... Played in all 12 games in 2018, starting each of the last 11 ... Totaled 674 snaps on the o-line, finishing fourth on the team in total snaps played.

	GP	GS
2019	4	4
2018	12	11
2017	7	4
Totals	23	19

**57 Shane Clenin ||| 6-6, 302, So.**

Played in seven games as a redshirt freshman in 2018 ... Appeared in each of the last five games ... Totaled 61 snaps, including a season-high 50 against Eastern Illinois in the season opener.

	GP	GS
2019	3	0
2018	7	0
Totals	10	2

RG



**51 Ricky Stromberg ||| 6-4, 266, Fr.**

Started at LG vs. OM/CSU, RG vs. SJSU ... Four-star prospect by 247Sports ... Rated as the No. 19 OG in the country & No. 3 overall prospect in Oklahoma by 247Sports ... Three-year letterwinner at Union HS on both sides of the ball.

	GP	GS
2019	4	3
Totals	4	3

**55 Beaux Limmer ||| 6-5, 293, Fr.**

Saw action vs. CSU ... Three-star prospect by Rivals, 247Sports & ESPN ... Rated as the No. 67 offensive tackle in the nation by 247Sports ... Helped Tyler Lee HS to 2,346 yards on the ground, 1,159 passing yards & 26 total TDs as a senior.

	GP	GS
2019	1	-
Totals	1	-

RT



**78 Dalton Wagner ||| 6-9, 302, So.**

Started at RT in all four games ... Played in 11 of 12 games in 2018, starting once at LT on homecoming against Tulsa ... Totaled 205 snaps as a R-Fr ... Did not allow a sack or QB hit in 65 pass protection snaps.

	GP	GS
2019	3	3
2018	11	1
Totals	14	4

**76 Myron Cunningham ||| 6-6, 290, Jr.**

Started at RG in first three games, LT vs. SJSU ... Iowa Central CC Transfer ... First Team NJCAA All-American in 2018.

**71 Ryan Winkel ||| 6-6, 285, R-Fr.**

Seen action in all four games ... Did not play during 2018 season after a pectoral injury ... Three-star prospect.

	GP	GS	GP	GS
2019	4	4	4	-
2018	12	12	4	-
Totals	16	16	8	-

QB



**17 Nick Starkel ||| 6-3, 214, Jr.**

28-of-50, 356 yds, 3 TDs vs. SJSU ... 20-of-35, 305 yds, 3 TDs vs. CSU ... First 300 yd, 3 TD game by ARK QB since 2016 ... Played second half at OM (17-of-24, 201 yds, 1 TD) ... Texas A&M Transfer - threw for 400+ yds twice in '17.

	C-A-I	YDS	TD
2019	69-114-6	910	7
2018	15-22-0	169	1
2017	123-205-6	1,793	14
Totals	207-341-12	2,872	22

**6 Ben Hicks ||| 6-1, 217, Sr.**

Started first two games (21-for-45, 241 yds) ... Transfer from SMU ... Played for Morris & OC Craddock in 2016-17 - career leader in passing yds, total off., TD passes, TDs responsible for, completions & 300-yd games.

	C-A-I	YDS	TD
2019	21-45-0	241	0
2018	208-372-7	2,582	19
2017	276-472-12	3,569	33
2016	234-422-5	2,930	19
Totals	739-1,311-34	9,322	71

RB



**5 Rakeem Boyd ||| 6-0, 213, Jr. > Doak Walker & Earl Campbell Tyler Rose Watch Lists**

122 rush yds vs. CSU, 2 TDs - most in ARK uniform ... 5th 100-yd game at ARK ... 114 rush yds vs. PSU ... Led the team in rush yds & attempts in last year ... 100+ yards in three games ... Rushed for 1,211 yds & 14 TDs at Independence CC in 2017.

	ATT	YDS	TD
2019	73	394	3
2018	123	734	2
Totals	196	1,128	5

**21 Devwah Whaley ||| 5-11, 212, Sr. > Doak Walker Watch List**

9 att., 81 yds, 1 TD vs. CSU ... Scored first TD of yr for ARK vs. PSU ... Second in rushing last yr with 368 yards on 82 carries ... Started four games in 2018 ... 165 yards/TD at Colorado State (9/8/18) ... Second on team in rushing in 2017 (559 yds).

	ATT	YDS	TD
2019	32	136	2
2018	82	368	2
2017	127	559	7
2016	602	1,665	14
Totals	351	1,665	14

WR



**16 Treyton Burks ||| 6-3, 223, Fr. > ESPN Preseason Freshman All-American**

Led team in rec. yds twice this season - first vs. PSU (52 yds on 3 rec.) & vs. CSU (92 yds on 4 rec.) ... Two rec., 28 yds at OM ... Four-star prospect by Rivals, 247Sports & ESPN ... Rated top player in Arkansas by 247Sports.

	REC	YDS	TD
2019	9	172	0
Totals	9	172	0

**19 Tyson Morris ||| 6-1, 200, So.**

Caught a pass in every game this season, three for 60 yds & a TD vs. SJSU - second career TD & career-high yds ... Played in 11 of 12 games as a R-Fr in 2018 ... Caught four passes for 30 yards, scoring on an 11-yd play vs. VU on 11/20/18.

	REC	YDS	TD
2019	6	92	1
2018	4	30	1
Totals	10	122	1

WR



**7 Trey Knox ||| 6-5, 205, Fr. > FWAA Preseason Freshman All-American Watch List**

Leads in rec. yds (299) & tied for rec. (21) ... Team-best six rec. vs. CSU - 90 yds & first-career TD on 24 yd pass ... 83 yds & TD vs. SJSU ... Team-high six rec./88 yards at OM ... Longest play of day at 38 yards in start vs. PSU ... Four-star prospect.

	REC	YDS	TD
2019	21	299	2
Totals	21	299	2

**15 T.Q. Jackson ||| 6-4, 197, Fr.**

Saw action at OM & vs. SJSU ... Four-star prospect by Rivals ... Rated as the No. 42 WR in the country and No. 41 overall player in Texas by Rivals ... Recorded a team-best 797 receiving yards on 38 receptions with 11 TDs at Jefferson HS.

	REC	YDS	TD
2019	-	-	-
Totals	-	-	-



## IN DEPTH CHART: DEFENSE

	U-A-T	TFL	SACK
2019	6-8-14	4-5-24	2-5-20
2018	3-10-13	1-5-3	0-0-0
2017	1-0-1	0-0-0	0-0-0
Totals	10-18-28	6-0-27	2-5-20

### 6 Gabe Richardson ||| 6-3, 240, Sr.

Two tackles, 1.0 for loss vs. SJSU ... Seven stops, one sack at OM ... Three tackles, half-a-sack vs. PSU ... Played in 11 games, two starts in 2018 ... TFLs in first two games ... Fumble recovery vs. UNT (9/15/18) ... First career start 9/8/18.



DE

	U-A-T	TFL	SACK
2019	2-2-4	2-5-14	1-5-10
2018	1-9-20	1-0-5	0-0-0
2017	0-0-0	0-0-0	0-0-0
2016	0-0-0	0-0-0	0-0-0
Totals	13-11-24	3-5-19	1-5-10

### 86 Jamario Bell ||| 6-5, 265, Sr.

Recorded four tackles this season, 2.5 for loss with 1.5 sacks ... Played in 11 games as a junior in 2018 ... Forced a fumble against Ole Miss on 10/13/18 ... Posted multi-tackle performances in six games, including four against Eastern Illinois.




DT

	U-A-T	TFL	SACK
2019	7-5-12	3-0-11	4-5-25
2018	19-26-45	10-0-44	2-0-9
2017	15-22-37	7-5-33	2-5-19
2016	8-19-27	5-5-23	2-5-13
Totals	49-72-121	26-0-111	11-5-66

### 3 McTelvin Agim ||| 6-3, 300, Sr. > Preseason third-team All-SEC, Bednarik Watch List

FF vs. CSU ... TFL at OM ... Paced ARK in tackles (6) & sacks (2.0) vs. PSU ... Led the team in TFLs (10.0) & QBH (11) in 2018 ... First Razorback with double-digit TFLs since Deatrich Wise Jr. (2015) ... 3 total FF, 2 at CSU on 9/8/18.



DT

	U-A-T	TFL	SACK
2019	3-5-8	0-5-2	0-0-0
2018	1-0-1	0-0-0	0-0-0
Totals	4-5-9	0-5-2	0-0-0


### 93 Isaiah Nichols ||| 6-3, 277, R-Fr.

Tallied four tackles vs. CSU, including 0.5 TFL ... Three tackles at OM ... Saw action vs. PSU ... Played in three games in 2018, totaling 45 snaps ... Recorded a tackle in the season opener vs. Eastern Illinois (9/1/18), a solo stop.

	U-A-T	TFL	SACK
2019	1-4-5	1-5-9	1-0-7
2018	10-16-26	3-5-10	1-5-6
2017	10-16-26	1-5-3	0-0-0
2016	1-3-4	4-0-17	2-0-15
Totals	22-39-61	10-5-39	4-5-28

### 52 TJ Smith ||| 6-3, 293, Sr. > Wuerffel Watch List

Three tackles vs. CSU - one sack & 1.5 TFL ... One stop each in first two games ... Inaugural recipient of Broyles Razorback Award from HC Chad Morris ... SEC Community Service Team/Leadership Council.



DT

	U-A-T	TFL	SACK
2019	4-2-6	1-0-1	0-0-0
2018	4-10-14	0-0-0	0-0-0
2017	2-4-6	0-5-0	0-0-0
Totals	10-16-26	1-5-1	0-0-0

### 42 Jonathan Marshall ||| 6-3, 299, Jr.

Two tackles vs. CSU ... Two stops, one TFL at OM ... Tackle & QBH vs. PSU ... Played in 11 games in 2018 ... Posted four multi-tackle games, with three stops vs. Tulsa (10/20/18) & Mississippi State (11/17/18).

	U-A-T	TFL	SACK
2019	4-3-7	0-5-0	0-0-0
Totals	4-3-7	0-5-0	0-0-0


### 11 Mataio Soli ||| 6-4, 239, Fr.

Started at DE opposite Richardson in last three games ... One tackle, 0.5 TFL vs. CSU ... Three stops at OM ... Recorded solo stop vs. PSU ... Four-star prospect - Rivals & 247Sports ... Son of former Arkansas D-Lineman Junior Soli (1992-95).

	U-A-T	TFL	SACK
2019	0-0-0	0-0-0	0-0-0
Totals	0-0-0	0-0-0	0-0-0

### 13 Collin Clay ||| 6-5, 285, Fr.

Saw action in last three games ... Four-star prospect by Rivals and 247Sports ... Rated as the No. 20 strongside DE in the country & No. 2 in Oklahoma by Rivals ... Racked up 62 tackles, three sacks and 5.5 TFLs as Sr. at Putnam City HS.



DE

	U-A-T	TFL	SACK
2019	6-7-13	2-5-9	1-0-7
2018	9-15-24	0-0-0	0-0-0
2017	3-0-3	0-0-0	0-0-0
Totals	19-22-40	2-5-9	1-0-7


### 27 Hayden Henry ||| 6-2, 226, Jr.

Seven tackles vs. CSU - forced fumble in 4th quarter ... Four stops at OM ... Sack vs. PSU ... Played in all 12 games in 2018 ... Brother Hudson (freshman TE) on team ... Brother Hunter (Mackey Winner) & dad Mark (C) played at Arkansas.

	U-A-T	TFL	SACK
2019	1-0-1	0-0-0	0-0-0
2018	1-4-5	0-5-2	0-0-0
2017	3-3-6	0-0-0	0-0-0
Totals	5-7-12	0-5-2	0-0-0

### 22 Deon Edwards ||| 6-1, 220, Jr.

Had a tackle vs. CSU ... Seen action on special teams in all four games ... Played in all 12 games last year ... Recorded his lone half-tackle-for-loss against EIU ... Had two stops vs. EIU & at CSU a week later ... Also one vs. UNT.




LB

	U-A-T	TFL	SACK
2019	12-16-28	1-0-2	0-0-0
2018	62-56-118	9-0-23	2-0-11
2017	66-49-115	8-5-25	3-5-18
2016	18-19-37	2-0-8	1-0-6
Totals	158-140-298	20-5-58	6-5-35

### 8 De'Jon Harris ||| 6-0, 245, Sr. > Preseason second-team All-SEC, Butkus Watch List

Team-best 12 stops vs. CSU ... Six tackles at OM ... Led the SEC in tackles (118) in 2018 ... Career-high 16 stops 9/29/18 ... 7 double-digit tackle games in 2018 - SEC-best ... 100+ stops in back-to-back years - 7th Hog to do so.



LB

	U-A-T	TFL	SACK
2019	4-10-14	2-5-13	1-0-8
2018	8-16-24	2-5-4	0-0-0
2017	22-16-38	3-5-15	1-0-9
Totals	34-42-76	8-5-32	2-0-17

### 31 Grant Morgan ||| 5-11, 229, Jr.


Four tackles, 1.5 for loss, 1.0 sack vs. CSU ... Four stops & a TFL vs. PSU ... Played in all 12 games last year ... Posted at least a half-a-tackle for loss in first three games ... Had stops in seven of the last eight games.



	U-A-T	TFL	SACK
2019	12-14-25	1-0-2	0-0-0
2018	14-15-29	2-5-4	0-0-0
Totals	26-29-55	3-5-6	0-0-0

### 10 Bumper Pool ||| 6-2, 228, So.

Led team in tackles first two games - 9 at OM, 1 TFL ... Started four of 10 games at WLB in 2018 ... Season-high 10 tackles vs. VU, including 1.0 for loss ... Recovered a fumble vs. EIU (9/1/18) - 60 yd return ... First start 9/8 ... Blocked FG vs. EIU.



LB

	U-A-T	TFL	SACK
2019	5-5-10	0-5-1	0-0-0
2018	19-7-26	2-0-11	1-0-8
2016	1-0-1	0-0-0	0-0-0
Totals	25-12-37	2-5-12	1-0-8


### 36 D'Vone McClure ||| 6-2, 219, Jr.

Five tackles vs. CSU, 0.5 for loss ... Three stops, a PBU & breakup vs. PSU ... Moved to LB from NB ... Started six of 12 games in 2018 ... FF vs. EIU ... Played baseball in HS - drafted by Cleveland Indians in 4th round of 2012 MLB Draft.

	U-A-T	TFL	INT
2019	5-2-7	0-0-0	0-0-0
2018	8-1-9	0-0-0	0-0-0
Totals	13-3-16	0-0-0	0-0-0

### 21 Montaric Brown ||| 6-0, 187, So.

Four tackles, two PBU & a fumble recovery vs. CSU ... Two tackles in start vs. PSU ... Played in 11 games in 2018 as a red-shirt-freshman ... Posted a season-best five solo tackles in the season finale at Missouri ... First career start vs. Tulsa.




CB

	U-A-T	TFL	INT
2019	0-0-0	0-0-0	0-0-0
Totals	0-0-0	0-0-0	0-0-0

### 23 Devin Bush ||| 6-0, 203, Fr.

Seen action in last three games ... Four-star prospect by Rivals, 247Sports and ESPN ... Ranked as the No. 16 CB in the country by ESPN ... Ranked 219 in ESPN's Top 300 ... Three-year letterwinner at Edna Karr HS.



SS

	U-A-T	TFL	INT
2019	20-27-27	2-0-9	2-2-2
2018	27-26-53	0-0-0	0-0-0
2017	32-14-46	0-0-0	0-0-0
Totals	79-47-126	2-0-9	2-2-2


### 2 Kamren Curl ||| 6-2, 198, Jr. > Preseason third-team All-SEC

INT vs. SJSU ... Nine tackles vs. CSU ... 69-yd fumble rec. TD at OM (first career) ... First INT & sack (2.0) of career vs. PSU ... Only player in the country with a sack, INT & fumble rec. TD ... 2018-high nine tackles at Auburn on 9/22, four solo.

	U-A-T	TFL	INT
2019	5-3-8	0-0-0	0-0-0
2018	1-4-5	0-0-0	0-0-0
Totals	6-7-13	0-0-0	0-0-0

### 18 Myles Mason ||| 6-2, 203, So.

Five tackles, four solo, vs. PSU ... Played in nine games in 2018 ... Totaled 106 snaps last year ... Posted five tackles, one solo, spread out over four games ... His multi-tackle game came at Missouri on 11/23/18, including his lone solo stop.



FS

	U-A-T	TFL	INT
2019	9-9-18	0-0-0	1-20
2018	6-5-11	0-0-0	0-0-0
Totals	15-14-29	0-0-0	1-20


### 7 Joe Foucha ||| 5-11, 198, So.

Six tackles vs. CSU ... Fumble rec. at OM ... Game-ending INT vs. PSU ... Also had two PBUs vs. Vikings ... Played in nine game in 2018, starting at Missouri ... Had seven tackles over the last two games of 2018, four at Miss. State 11/17/18.

	U-A-T	TFL	INT
2019	0-0-0	0-0-0	0-0-0
Totals	0-0-0	0-0-0	0-0-0

### 1 Jalen Catalon ||| 5-10, 196, Fr.

Saw action in the SEC opener at Ole Miss ... Four-star prospect by Rivals, 247Sports and ESPN ... Ranked 20th in the nation at the safety position by Rivals ... Four-year letterwinner at Mansfield Legacy HS.



CB

	U-A-T	TFL	INT
2019	6-1-7	0-0-0	1-0
2018	21-4-25	0-0-0	0-0
Totals	27-5-32	0-0-0	1-0

### 4 Jarques McClellion ||| 6-0, 175, So.

Recorded five tackles vs. CSU ... INT vs. PSU - first career pick ... Played in all 12 games, starting nine as a red-shirt-freshman ... Season-high five tackles, all solo, against Ole Miss in Little Rock ... Team-high seven PBUs in 2018.

	U-A-T	TFL	INT
2019	8-0-8	0-0-0	0-0-0
2018	0-0-0	0-0-0	0-0-0
Totals	8-0-8	0-0-0	0-0-0

### 24 LaDarrius Bishop ||| 6-0, 193, R-Fr.

Team-high 8 tackles vs. SJSU ... First career start vs. SJSU opposite McClellion ... Returned fumble recovery for TD vs. CSU ... Seen action on special teams ... Played in two games last year ... Saw action vs. UNT (9/15/18) & LSU (11/10/18).

## RAZORBACK TRENDS

	2019	Morris	Streak
Overall	2-2	18-34	L1
At Home	2-1	14-15	L1
On the Road	0-1	4-17	L6
Neutral	0-0	0-2	L4
August	1-0	1-0	W2
September	2-6	9-12	L1
October	1-3	5-10	L1
November	0-3	3-12	L4
December-January	0-0	0-0	L1
vs. SEC	0-1	0-9	L10
vs. Non-Conference	2-1	10-9	L1
vs. Ranked Opponents	0-0	1-13	L9
<b>Record in Games...</b>			
Decided by 7 pts or less	1-1	5-9	L1
Decided by 3 pts or less	0-0	2-3	W4
During the day	2-0	8-18	W2
At night	0-2	9-16	L8
<b>Record When Scoring...</b>			
Less than 21 points	1-1	1-14	L1
21+ points	1-1	17-20	L1
30+ points	1-0	15-12	W1
40+ points	1-0	9-5	W3
50+ points	1-0	5-0	W4
<b>Record When Allowing...</b>			
Less than 14 points	1-0	3-0	W13
Less than 21 points	0-0	5-0	W9
21+ points	1-2	11-34	L1
<b>Record When...</b>			
Scoring first	0-0	11-14	L1
Opponents score first	2-2	7-20	L1
Leading after the 1Q	2-0	13-9	W2
Trailing after the 1Q	0-1	2-20	L9
Tied after the 1Q	0-1	3-5	L2
Leading at halftime	2-0	17-3	W3
Trailing at halftime	0-2	1-30	L10
Tied at halftime	0-0	0-1	--
Leading after the 3Q	1-0	13-2	W2
Trailing after the 3Q	0-2	4-32	L12
Tied going into the 4Q	1-0	1-0	W1
In overtime games	0-0	1-1	L1
<b>Record With...</b>			
Less than 300 yards total offense	0-0	0-8	L11
400+ yards total offense	1-1	15-17	L1
500+ yards total offense	1-0	5-3	W2
Less than 100 yards rushing	0-1	2-11	L4
100+ yards rushing	2-1	16-23	L1
200+ yards rushing	3-0	12-7	W3
300+ yards rushing	0-0	2-1	L1
Less than 200 yards passing	1-0	4-10	W1
200+ yards passing	1-2	14-24	L1
300+ yards passing	1-2	7-8	L1
400+ yards passing	0-0	0-1	L2
A 100-yard rusher	2-0	10-10	W2
2+ 100-yard rushers	0-0	2-0	W8
<b>Record When Allowing...</b>			
Less than 200 total yards	0-0	0-0	W6
200+ total yards	2-2	18-34	L1
300+ total yards	1-2	13-32	L1
400+ total yards	1-2	8-26	L1
Less than 100 rush yards	1-0	7-3	W1
100+ rush yards	1-2	10-32	L1
200+ rush yards	1-1	5-24	W1
Less than 200 pass yards	1-0	8-11	W1
200+ pass yards	1-2	10-23	L1
300+ pass yards	0-1	5-11	L4
400+ pass yards	0-1	2-5	L3
A 100-yard rusher	1-0	3-19	W1
<b>Record When Having...</b>			
No turnovers	0-0	7-3	W3
Less than 3 turnovers	2-1	15-22	W1
3 or more turnovers	0-1	2-11	L16
No takeaways	0-0	1-8	L4
Less than 3 takeaways	1-2	11-28	L1
3 or more takeaways	1-0	7-6	W3
Win turnover battle	2-1	14-8	W1
Lost turnover battle	0-1	2-21	L9
Turnovers even	0-0	2-5	W1
More than 30:00 TOP	1-0	12-15	W1
Less than 30:00 TOP	1-2	6-19	L1

## RAZORBACK NOTEBOOK

### QUICK HITS

- The 2019 season marks the 126th for the Arkansas football program and second under head coach Chad Morris.
- This year is the 150th season of college football, as teams across the country will don the 150 patch on their right shoulders, while the SEC is commemorating the occasion with a look back at each program's top 10 moments, as well as the top 10 moments in SEC history.
- With Rakeem Boyd's 114-yard performance against Portland State, Arkansas has had at least one player record 100 rushing yards in a game in each of the last 36 years.
- Nick Starkel's 305 passing yards vs. Colorado State made it four of the last five years Arkansas has had at least one quarterback throw for 300 or more yards in a game.
- Mike Woods amassed 115 receiving yards against San Jose State, making it 13-straight years Arkansas has had at least one 100-yard receiver.
- The Razorbacks returned to a natural-grass playing surface at Donald W. Reynolds Razorback Stadium for the first time since 2009.
- Fifty-two of the 68 returners saw action in at least one game last season.
- Forty-six student-athletes on the 2019 roster are from inside the state's borders, with four from Fayetteville - Ty Clary, Elias Hale, Ty Clary and Cheyenne O'Grady.
- Fifteen different states are represented on this year's roster.
- Five true freshman have started a game this season - Greg Brooks Jr. (NB), Treyton Burks (WR), Trey Knox (WR), Mataio Soli (DE) and Ricky Stromberg (LG). Seventeen freshmen played against Colorado State, the most in a game for Arkansas over the first three games.
- Ten different receivers caught a pass at Ole Miss, the most by a Razorback offense since 10 vs. Alabama on Oct. 6, 2018.

### LIKE MIKE

Sophomore wide receiver Mike Woods posted a career night in the receiving game against San Jose State. He hauled in four receptions for 115 yards, scoring once in the contest. His 115 receiving yards is a career-high and marked the 13th consecutive season Arkansas has had at least one 100-yard receiver, accomplishing the feat once last season thanks to Jordan Jones' 132-yard performance in the season opener. Woods' first reception of the night went for the longest of his collegiate career, a 62-yard deep ball in the first quarter to tie the game at 7 and match the longest offensive play of the season for the Razorbacks this year. All four of his receptions against the Spartans went for first downs. With his performance in week four, Woods has now surpassed his yardage total from last season (206 yards on 18 catches), piling up 239 yards on 17 receptions in 2019.

### MOVIN' THE FOOTBALL

Over the last two games, Arkansas has accumulated over 1,000 yards of total offense, including a season-best 520 against Colorado State on Sept. 14. The Razorbacks haven't had a two-game stretch of 1,000+ yards since 2016, doing so against Mississippi State (661) on Nov. 19 and Missouri (503) on Nov. 25. Arkansas is averaging 440.8 yards per game this season, compared to 375.5 after week four of the 2018 campaign.

### SIR NICK OF HOUSE STARKEL

Junior quarterback Nick Starkel had an impressive debut as the starter against Colorado State. The transfer from Texas A&M racked up 305 passing yards on a 20-of-35 clip with three touchdowns. He hit three different players for touchdowns, including freshman Trey Knox (24 yards) and senior Chase Harrell (14 yards) in the first quarter for their first career scores. He also connected with senior Cheyenne O'Grady for a 62-yard touchdown that provided some insurance late in the fourth quarter. Against San Jose State, Starkel was 28-of-58 for 356 yards & three TDs, once again connecting with three different players for scores. Mike Woods (62 yards), Tyson Morris (30 yards) and Trey Knox (8 yards) all caught TD passes from Starkel on Saturday.

- His 305 passing yards vs. CSU were the first by an Arkansas QB under head coach Chad Morris and the third of his career.
- It was the first time a Razorback quarterback had thrown for 300+ yards and three touchdowns in a game since Austin Allen in 2016.
- Starkel is the first Arkansas QB since Ryan Mallett in 2010 to throw for 300+ yards and 3 touchdowns in back-to-back games.
- His 356 passing yards against San Jose State were the most by a Razorback since Austin Allen threw for 400 on Oct. 8, 2016, against Alabama.
- Starkel is the 12th Arkansas quarterback to throw for 300 yards in a game and the seventh to do it multiple times in a season.

### INSIDE THE TEXAS A&M SERIES 100-YARD RUSHING GAMES (12)

Player	Date	Rushes	Yards	TDs
Alex Collins	9/26/15	26	151	1
Alex Collins	9/27/14	21	131	1
Alex Collins	9/28/13	14	116	1
James Tolbert	11/15/80	29	125	2
Darryl Bowles	11/17/79	16	169	2
Ben Cowins	11/12/77	30	111	2
Dickey Morton	11/3/73	27	147	0
Bobby Burnett	10/30/65	25	111	2
Jim Mooty	10/31/59	19	112	2
Henry Moore	10/30/54	26	134	1
Lamar McHan	11/3/51	26	189	2
Clyde Scott	11/1/47	22	115	1

### 300-YARD PASSING GAMES (5)

Player	Date	C-A	Yards	TDs
Austin Allen	9/24/16	28-42	371	2
Tyler Wilson	9/29/12	29-59	373	1
Tyler Wilson	10/1/11	30-51	510	3
Ryan Mallett	10/9/10	27-38	310	3
Joe Ferguson	10/30/71	31-51	345	0

### 100-YARD RECEIVING GAMES (9)

Player	Date	Rec.	Yards	TDs
Jonathan Nance	9/23/17	3	100	1
Jared Cornelius	9/24/16	7	126	1
Drew Morgan	9/26/15	8	155	1
Hunter Henry	9/28/13	4	109	0
Cobi Hamilton	9/29/12	11	162	0
Jarius Wright	10/1/11	13	281	2
Joe Adams	10/3/09	3	110	0
Bobby Nichols	10/30/71	9	102	0
Bobby Crockett	10/30/65	5	120	1

### TOTALS

**100-Yard Rushing Games (Players):** 12 (10)  
**300-Yard Passing Games (Players):** 5 (4)  
**100-Yard Receiving Games (Players):** 9 (9)

### SNAGCREW C.O.O. LIVING UP TO THE HYPE

Freshman wide receiver Trey Knox arrived on the Hill with a lot of hype, and has backed it up over the first four games of the year. The Murfreesboro, Tennessee, native has led the team in receptions in each of the last three games, while finishing second on the team in the season's opening contest. Knox leads all Arkansas receivers with 21 catches and 299 yards, racking up over 80 yards in each of the last three games. His week three performance of 90 yards on six receptions are the most by a true freshman since Hunter Henry tallied 109 on Sept. 28, 2013, against Texas A&M. Knox termed "SnagCrew" to define the wide receiver unit before arriving at Arkansas, originally calling himself the C.E.O., before turning over the title to WR coach Justin Stepp and taking up the title of C.O.O. of the unit.

### TAKE ON ME

Through four games this season, the Razorbacks have produced eight takeaways, which ranks fifth in the SEC and 19th in the country. In the first game of the year, Arkansas racked up three interceptions, all from different defenders in Kamren Curl, Joe Foucha and Jacques McClellion. Curl & Foucha were responsible for both of Arkansas' takeaways at Ole Miss, this time coming via fumbles. Foucha recovered a loose ball from QB Matt Corral in the third quarter, while Curl ripped the ball free from TE Octavious Cooley early in the fourth quarter and returned it 69 yards for a touchdown. Against Colorado State, the Razorbacks added two more fumble recoveries thanks to Montaric Brown, who picked up the ball after McTelvin Agim jarred it loose in the second quarter, and LaDarrius Bishop, who returned the fumble that Hayden Henry popped loose in the fourth quarter for a TD. Curl added his second INT of the year on Saturday vs. San Jose State, picking off a pass in the first quarter.

- Arkansas' performance against Portland State marked the first time since Nov. 22, 2014, the Razorbacks had recorded three interceptions in a game, doing so in a 30-0 win over Ole Miss.
- All three of the INTs in both of those games came from three different Arkansas defenders.
- Arkansas was one of eight schools in the NCAA to have recorded three or more interceptions in the first week of the year.
- Curl had the first fumble recovery TD on defense since Briston Guidry against EIU in the 2018 season opener.
- Foucha and Curl are the first Razorbacks to record a takeaway in back-to-back games since Kevin Richardson in 2017, when he accomplished the feat in three consecutive games.

### HOG TRACKER

- DeJon Harris needs 32 more tackles to tie for 10th on the Arkansas career tackles list (330).
- McTelvin Agim is 7 tackles for loss away from 10th on the Arkansas career TFL list (33).
- Agim also needs 5.0 sacks to tie for 10th in career sacks at Arkansas (16.5).
- If Connor Limpert makes four more field goals, he'll be tied for 7th in the career FGM list at Arkansas (37).
- Limpert cracked the top 10 in career attempts at Arkansas with his 40th on Saturday. He needs six more to reach ninth.
- Another 100-yard rushing performance from Rakeem Boyd would give him six, making him the 20th Razorback to post five 100-yard games over a career.
- Devwah Whaley sits at four career 100-yard rushing games at Arkansas. A fifth would make him the 25th Razorback with five in a career.
- Nick Starkel's 356-yard passing game against SJSU marked his second consecutive, making him the first Arkansas QB since Austin Allen in 2016 to throw for 300+ yards in back-to-back games.
- Starkel became the seventh Razorback quarterback to throw for 300 yards multiple times in a season. A third would make him the fifth Arkansas QB to do it three times in one year.
- If Starkel throws for 300+ yards for Texas A&M, he would be the first since Ryan Mallett in 2010 to pass the 300-yard threshold in three consecutive games, when Mallett did it in five-straight.

- Arkansas' two fumble recovery TDs this season mark the first time it has recorded two in the same year since 2017.
- Arkansas has returned a fumble recovery for a TD in back-to-back games for the first time since 1999, when Orlando Green (Louisiana-Monroe) & Kenoy Kennedy (Alabama) accomplished it.

### HOUSE CALL

The Razorbacks have returned two fumble recoveries for touchdowns this season, doing so against Ole Miss and Colorado State. Kam Curl stripped and recovered his own fumble at Ole Miss on 9/7, returning it 69 yards for a touchdown to put the Razorbacks within one score. Against Colorado State, Hayden Henry came barreling and made a great hit on the Rams running back, popping the ball free right at LaDarrius Bishop, who scooped it up and sprinted 25 yards to the end zone for the touchdown. It was the first time Arkansas has had two fumble recovery TDs in a season since 2017 and the first time since 1999 a Razorback squad has done it in back-to-back games. Arkansas is one of nine schools in the country with two defensive TDs and one of three with both coming on fumble recoveries.

### THE MIDDLE

Junior center Ty Clary anchoring the O-line has been noticeable through the first four games of the year. The Fayetteville native graded out as the top center in the NCAA in week three by Pro Football Focus, earning an overall offensive mark of 85.3. He played in 71 snaps against CSU & did not allow a sack, QB hit or hurry. Clary had the best run blocking marks of any center in the NCAA as well that week at 80.3. This season, Clary has only allowed one QB hurry, leading SEC centers at 75.6 overall.

### CAREER 100-YARD RUSHING GAMES

**Rakeem Boyd • Jr. • RB (5)**  
122, Colorado State, 2019  
114, Portland State, 2019  
113, Vanderbilt, 2018  
109, Ole Miss, 2018  
102, Alabama, 2018

**Devwah Whaley • Sr. • RB (4)**  
165, at Colorado State, 2018  
135, Alcorn State, 2016  
119, New Mexico State, 2017  
112, at Mississippi State, 2016

**T.J. Hammonds • R-Jr. • RB (1)**  
119, Coastal Carolina, 2017

**Chase Hayden • Jr. • RB (1)**  
120, Florida A&M, 2017

### CAREER 100-YARD RECEIVING GAMES

**Jordan Jones • Jr. • WR (2)**  
132, Eastern Illinois, 2018  
122, Missouri, 2017

**Mike Woods • So. • WR (1)**  
115, San Jose State, 2019

### CAREER 400-YARD PASSING GAMES

**Nick Starkel • Jr. • QB (2)**  
499, Wake Forest, 2017  
416, New Mexico, 2017

### CAREER 300-YARD PASSING GAMES

**Ben Hicks • Sr. • QB (12)**  
397, Houston, 2017  
380, USF, 2016  
375, Tulane, 2017  
344, Memphis, 2018  
338, Tulsa, 2017  
331, Navy, 2016  
328, Cincinnati, 2018  
319, Tulsa, 2018  
318, Houston, 2018  
312, North Texas, 2017  
305, TCU, 2017  
302, Tulane, 2016

**Nick Starkel • Jr. • QB (4)**  
499, Wake Forest, 2017  
416, New Mexico, 2017  
356, San Jose State, 2019  
305, Colorado State, 2019

### CAREER 15-TACKLE GAMES

**DeJon Harris • Sr. • LB (1)**  
16, Texas A&M, 2018

### CAREER MULTI-FORCED FUMBLES GAMES

**McTelvin Agim • Sr. • DL (2)**  
2, Colorado State, 2018  
2, Mississippi State, 2017

## 2019 HONORS

**McTelvin Agim • Sr. • DL (4)**  
Bednarik Award Watch List  
Preseason All-SEC Third Team (Coaches)  
Preseason All-SEC Third Team (Media)  
Pro Football Focus SEC Team of the Week - Week 1

**Rakeem Boyd • Jr. • RB (2)**  
Earl Campbell Tyler Rose Award Watch List  
Doak Walker Award Watch List

**Greg Brooks Jr. • Fr. • DB (1)**  
FWAA Preseason Freshman All-American Watch List

**Treyton Burks • Fr. • WR (1)**  
ESPN Preseason Freshman All-American

**Ty Clary • Jr. • C (1)**  
Pro Football Focus National Team of the Week - Week 3

**Kamren Curl • Jr. • DB (2)**  
Preseason All-SEC Third Team (Coaches)  
Pro Football Focus SEC Team of the Week - Week 1

**DeJon Harris • Jr. • LB (3)**  
Butkus Award Watch List  
Preseason All-SEC Second Team (Coaches)  
Preseason All-SEC Second Team (Media)

**Trey Knox • Fr. • WR (1)**  
FWAA Preseason Freshman All-American Watch List

**Connor Limpert • Sr. • K (2)**  
Lou Groza Award Watch List  
SEC Special Teams Player of the Week (9/16)

**Cheyenne O'Grady • Sr. • TE (1)**  
Mackey Award Watch List

**T.J. Smith • Sr. • DL (1)**  
Wuerffel Trophy Watch List

**Devwah Whaley • Sr. • RB (1)**  
Doak Walker Award Watch List



## RAZORBACKS IN THE NFL

# #PRHOGS

As of Sept. 22, 2019

Name	Pos.	NFL Team
Brandon Allen	QB	Denver Broncos
Trey Flowers	DE	Detroit Lions
*Hjalte Froholdt	OL	New England Patriots
Dre Greenlaw	LB	San Francisco 49ers
Hunter Henry	TE	Los Angeles Chargers
*Cody Hollister	WR	Tennessee Titans
*Bijon Jackson	DT	Carolina Panthers
*Jeremiah Ledbetter	DT	Tampa Bay Buccaneers
Mitchell Loewen	DE	Detroit Lions
Jason Peters	OL	Philadelphia Eagles
Frank Ragnow	OL	Detroit Lions
*Randy Ramsey	LB	Green Bay Packers
*Dan Skipper	OL	New England Patriots
Chris Smith	DE	Cleveland Browns
Jeremy Sprinkle	TE	Washington Redskins
Armon Watts	DL	Minnesota Vikings
Jonathan Williams	RB	New Orleans Saints
Deatrich Wise Jr.	DE	New England Patriots
Jarius Wright	WR	Carolina Panthers

\* Reserve/Injured // ^ Practice Squad

## ACTIVE CAREER LEADERS

### TACKLES

Rank	Player, Class	Tackles
1.	De'Jon Harris, Sr.	298
2.	Kamren Curl, Jr.	126
3.	McTelvin Agim, Sr.	121
4.	Grant Morgan, Jr.	76
5.	T.J. Smith, Sr.	61

### TACKLES FOR LOSS

Rank	Player, Class	TFL
1.	McTelvin Agim, Sr.	26.0
2.	De'Jon Harris, Sr.	20.5
3.	T.J. Smith, Sr.	10.5
4.	Grant Morgan, Jr.	8.5

### SACKS

Rank	Player, Class	Sacks
1.	McTelvin Agim, Sr.	9.5
2.	De'Jon Harris, Sr.	6.5
3.	T.J. Smith, Sr.	4.5

### INTERCEPTIONS

Rank	Player, Class	INTs
1.	Kamren Curl, Jr.	2
2.	Joe Foucha, So.	1
	Jarques McClellion, So.	1

### RUSHING

Rank	Player, Class	Yards
1.	Devwah Whaley, Jr.	1,633
2.	Rakeem Boyd, Jr.	1,037
3.	Chase Hayden Jr.	616

### RECEPTIONS

Rank	Player, Class	Receptions/Yards
1.	Cheyenne O'Grady, Sr.	64/737
2.	Deon Stewart, Sr.	57/616
3.	Jordan Jones, Jr.	38/592
4.	Mike Woods, So.	35/445
5.	Devwah Whaley, Jr.	28/342



## RAZORBACK NOTEBOOK

### LEFT IS RIGHT

Senior kicker Connor Limpert picked up where he left off last season, connecting on two field goals against Portland State. The left-footed kicker nailed attempts from 34 and 25 yards in the first and fourth quarters, respectively, to help propel the Razorbacks to a 1-0 start to the season. He connected on a 36-yard field goal on the road at Ole Miss, then added two more from 54 and 22 yards against Colorado State. His 54-yarder against the Rams was one yard shy of his career-long and is tied for the ninth-longest in school history. He was named SEC Special Teams Player of the Week on Sept. 16 for his performance against Colorado State, this first conference weekly honor of his career. He added another FG against San Jose State, a 48-yarder for his second 40+ yard kick of the year. The Lou Groza Award semifinalist sits alone at eighth in the school's record books in career field goals made with 33 made in 40 attempts, and now ranks 10th in FG attempts at Arkansas. He entered the 2019 campaign with a career field goal percentage of 81.8, which now sits at 82.5 and leads all Arkansas kickers. Limpert is one of 40 collegiate kickers on the 2019 Lou Groza Award Watch List.

### #KAMCURLWEEK

Junior safety Kamren Curl led the Razorbacks in tackles over the first three weeks of the year and has been a terrorizing force all over the field. He has 27 total tackles, 20 solo stops, the most of any defensive back in the conference in 2019. Curl racked up nine tackles against Colorado State, seven solo, in the 55-34 win. He made a quick habit of creating positive field position for the Razorbacks with a pair of hefty returns, going 29 yards on his interception against Portland State in the season opener, while housing the fumble he caused against Ole Miss 69 yards for a touchdown. His INT vs. PSU was his first career turnover. He also notched two sacks against the Vikings, making him the only player in the country with an interception, sack and fumble recovery for a touchdown this season. He added five more tackles and another interception on Saturday against San Jose State.

### OH MY, O'GRADY

Senior tight end Cheyenne O'Grady put together a performance that was noticed on both the field and the stat sheet against CSU. He hauled in three passes for 74 yards, including a massive catch late in the fourth quarter with the Hogs up by seven points. With the Razorbacks driving down the field, O'Grady caught a pass near the Arkansas sideline for a first down and looked to be brought down for about a 20-yard gain. Instead of going down, he shook off five Colorado State defenders and rumbled another 40+ yards to the end zone for a 62-yard touchdown to give the Razorbacks a two-possession lead. He added four receptions for 33 yards against San Jose State, as O'Grady is Arkansas' career active leader in receptions (64) and receiving yards (747).

### 5 FOR 5

Junior running back Rakeem Boyd put on another remarkable performance carrying the ball against Colorado State. He racked up 122 yards and two touchdowns on 20 carries, his highest rushing total while donning an Arkansas uniform. It was also his first multi-rushing TD game as a Razorback, giving him three for the season after finishing the 2018 campaign with two total. He also tallied 114 rushing yards on 18 carries in the season opener against Portland State, while also reeling in three receptions for 22 yards for a total of 136 all-purpose yards in the contest. It was his second-most combined yardage day behind a 145-yard performance against Ole Miss in 2018 that featured 109 rushing yards on seven first-quarter carries. Boyd's 114 yards vs. PSU was the first time he had rushed for over 100 yards in a non-conference game. After his performance against CSU, he has eclipsed the 100-yard mark for the fifth time while running as a Razorback. He is one of 20 Arkansas running backs all time to record five 100+ yard rushing performances while playing for the school. Boyd's 100-yard game against Portland State gave Arkansas its 36th consecutive season with at least one 100-yard rusher. Arkansas has a total of 11 100-yard performances currently on its roster split between Boyd (four), senior Devwah Whaley (four) and juniors T.J. Hammonds (one) and Chase Hayden (one).

### SCOOT SCOOT

Senior linebacker De'Jon Harris racked up a season-high and team-best 12 tackles against Colorado State. It was his first double-digit tackle performance of the year and the 16th of his collegiate career. Harris has led the conference in total tackles in each of the last two seasons, posting 100+ in both years, but is currently tied for sixth in the conference with 28 total stops, recently taking over the team lead after recording seven tackles against San Jose State.

### INAUGURAL BROYLES RAZORBACK AWARD RECIPIENT

At a recent team meeting, head coach Chad Morris unveiled a new honor to be given to a senior every year on the third Saturday of fall camp. The award is named after legendary Arkansas coach & athletic director Frank Broyles and is presented to the player who best exemplifies what Coach Broyles stood for. It was a no-brainer for the first recipient of the award, as T.J. Smith was recognized on Aug. 17 to be this year's honoree. Smith will wear a decal on the back of his helmet during the 2019 season that represents Coach Broyles.

Smith, the Moultrie, Georgia, native, has served alongside several organizations to help better the Fayetteville and Arkansas communities. He has participated in Lift Up America, visited with Boys & Girls Club children at post-practice events, worked with Blue Cross Blue Shield to help pack meals for families in need for the Fearless Food Fight and has visited Arkansas Children's Northwest Hospital multiple times to lift the spirits of sick children. He has also worked diligently in the classroom, earning First-Year SEC Academic Honor Roll accolades for the 2015-16 athletic year and was also awarded Fall Academic Honor Roll status by the conference after the 2017 and 2018 football seasons. He has also served on the SEC Leadership Council & was named to the SEC Community Service Team in the spring. He is also a graduate of the Walton College of Business in accounting.



## RAZORBACK NOTEBOOK

### NEW 11

Arkansas trotted out an entirely new starting 11 on offense from the previous year's season opener against Portland State. Nine of the first game starters in 2018 have exhausted their time in an Arkansas uniform, while left guard Kirby Adcock and running back Devwah Whaley return to this year's squad. Of the 132 starting spots on offense last year, only 57 were filled by returning student-athletes. It was the first time in at least 30 years Arkansas has had an entirely new starting lineup on offense.

### THE YOUTH OF A NATION

The Razorbacks got a lot of production out of the young players on the roster last season, which included 75 underclassmen, the second-most in the SEC. With 75 underclassmen on the roster, that equated to 62 percent of the Razorbacks' roster as freshmen and sophomores.

Fast-forward to 2019 and the Razorbacks have 53 freshmen and 76 total underclassmen on this year's roster, equaling 63 percent as freshmen & sophomores and 43 percent just freshmen. Arkansas is one of 39 schools in the FBS with freshman making up 40+ percent of the roster heading into the new season and one of three SEC schools with that distinction (Alabama and Tennessee). Arkansas has the 10th-most freshman among all FBS schools on its roster heading into the 2019 campaign.

#### FBS SCHOOLS WITH THE MOST FRESHMEN

78	Nebraska	62	Coastal Carolina	55	Georgia Tech
72	Oklahoma State	60	Georgia Southern	53	Arkansas
64	UCLA	60	Kansas State	53	Cincinnati
63	Virginia	57	Alabama	53	Georgia

### SHIMMER

When the Razorbacks take the field this season, they'll be sporting a new look that gives a nod back to a special era of Arkansas football. Back in July, the Razorback Football Twitter account posted photos of the "throwback" uniforms the team will wear this season as a call-back to an era of one of its greatest players in school history, Darren McFadden. With the word "ARKANSAS" emblazoned across the front of the jerseys and the two solid red stripes that will run down both sides of the pants, the Razorbacks will be donning a look that dates back to 2006 and 2007, McFadden's final two years as a Hog. In 2006, Arkansas logged its first 10-win season since 1989 and earned a berth in the Capital One Bowl. McFadden, just a sophomore, ran for more than 1,600 yards and totaled 14 touchdowns while winning the Doak Walker Award and finishing as the runner-up in the Heisman Trophy voting. In 2007, McFadden had an even better season, totaling more than 1,800 yards and 16 touchdowns. He was a consensus All-American for the second-consecutive year and, once again, won the Doak Walker Award, finished second in the Heisman voting and also added a Walter Camp Player of the Year Award to his trophy case.

### TAHOMA 31

Through a collaboration with J.B. Hunt Transport Services, Inc., the new grass featuring Tahoma 31 was transported from Winstead Turf Farms in Arlington, Tenn., beginning installation on August 5. The installation of the playing surface takes DWRRS to natural grass for the first time since 2009 & to its original playing surface beginning in 1938. The Tahoma 31 derives its name from the Native American word, Tahoma, meaning frozen water. In test after test, Tahoma 31 shows its exceptional winter hardiness, tested up to 75 percent more cold tolerant than other bermuda grass varieties. With the additional characteristics of both improved wear tolerance and drought resistance, Tahoma 31 is ideal for sports turf, golf courses and high-quality lawns in the Mid-Atlantic & Transition Zone. The approximately 1800-pound rolls of Matrix turf feature an interwoven mesh support layer that provides strength and stability to the sod without compromise to drainage. The game lines seen on the field were painted robotically. New to DWRRS for the first time in program history will be the introduction of painted-red endzones on the natural grass. The north end zone features the "Arkansas" wordmark, while the south end zone brandishes the "Razorbacks" across its borders.

### WEARING THE PATCH

Eight players on the 2019 Arkansas roster are wearing the SEC Graduate Patch this season having already earned their undergraduate degree: DL McTelvin Agim, TE Chase Harrell, LB De'Jon Harris, QB Ben Hicks, OL Colton Jackson, LB Grant Morgan, DL TJ Smith and QB Nick Starkel. The special patch on their jersey highlights their academic achievement. The patch features a red and white SEC logo with a "stole" wrapping underneath it emblazoned with the all-important word, "Graduate."



The 82nd football season at **Donald W. Reynolds Razorback Stadium** kicked off against Portland State. Arkansas has played 296 games at the current site, winning more than 64 percent of its contests.



## SEC STANDINGS

### EASTERN DIVISION

Team	OVR	SEC	Home	Road	Strk
Florida	4-0	2-0	2-0	1-0	W4
Georgia	4-0	1-0	3-0	1-0	W4
Missouri	3-1	1-0	3-0	0-1	W3
Kentucky	2-2	0-2	2-1	0-1	L2
S. Carolina	1-3	0-2	1-1	0-1	L2
Tennessee	1-3	0-1	1-2	0-1	L1
Vanderbilt	0-3	0-2	0-2	0-1	L3

### WESTERN DIVISION

Team	OVR	SEC	Home	Road	Strk
Alabama	4-0	1-0	2-0	1-0	W4
Auburn	4-0	1-0	2-0	1-0	W4
LSU	4-0	1-0	2-0	2-0	W4
Ole Miss	2-2	1-0	2-1	0-1	L1
Miss. State	3-1	1-0	2-1	0-0	W1
Arkansas	2-2	0-1	2-1	0-1	L1
Texas A&M	2-2	0-1	2-1	0-1	L1

### THIS WEEK IN THE SEC

#### Saturday, September 28

Texas A&M vs. Arkansas | 11 am | ESPN  
Northern Illinois at Vanderbilt | 11 a.m. | SEC Network  
Ole Miss at Alabama | 2:30 p.m. | CBS  
Towson at Florida | 3 p.m. | SEC Network  
Mississippi State at Auburn | 6 p.m. | ESPN  
Kentucky at South Carolina | 6:30 p.m. | SEC Network

### NEXT WEEK IN THE SEC

#### Saturday, October 5

Utah State at LSU | 11 a.m. | SEC Network  
Auburn at Florida | 2:30 p.m. | CBS  
Troy at Missouri | 3 p.m. | SEC Network  
Georgia at Tennessee | 6 p.m. | ESPN  
Vanderbilt at Ole Miss | 6:30 p.m. | SEC Network

All times Central



## MISCELLANEOUS OFFENSE STATS

### GAMES WITH A RECEPTION

Player	2016	2017	2018	2019	Career
Rakeem Boyd	--	--	9	3	12
Treyton Burks	--	--	--	3	3
Grayson Gunter	1	--	4	1	6
Chase Hayden	--	1	6	3	10
T.J. Hammonds	0	1	3	--	4
Chase Harrell	3*	8*	1	2	14
Koilan Jackson	--	--	1	1	2
Hayden Johnson	2	3	0	0	5
Jordan Jones	--	9	--	--	18
Trey Knox	--	--	--	4	4
Tyson Morris	--	--	2	6	8
Cheyenne O'Grady	2	9	8	3	22
Deon Stewart	2	10	11	--	23
De'Vion Warren	--	1	2	3	6
Devwah Whaley	5	5	5	2	17
Mike Woods	--	--	8	4	12

### 5+ RECEPTIONS

Player	2016	2017	2018	2019	Career
Rakeem Boyd	--	--	1	0	1
Chase Hayden	--	0	1	0	1
Jordan Jones	--	--	1	--	1
Trey Knox	--	--	--	3	3
Cheyenne O'Grady	0	0	3	--	3
Deon Stewart	0	2	1	--	3
Mike Woods	--	--	0	2	2

### 20+ YARD RECEPTION

Player	2016	2017	2018	2019	Career
Rakeem Boyd	--	--	3	0	3
Treyton Burks	--	--	--	5	5
Grayson Gunter	1	--	1	0	2
T.J. Hammonds	0	1	1	--	2
Chase Harrell	--	--	1	0	1
Chase Hayden	--	1	1	0	2
Jordan Jones	--	3	2	--	5
Trey Knox	--	--	--	5	5
Tyson Morris	--	--	0	1	1
Cheyenne O'Grady	2	--	7	2	11
Deon Stewart	--	3	2	--	5
Devwah Whaley	4	1	1	1	7
Mike Woods	--	--	4	4	8

### 40+ YARD RECEPTION

Player	2016	2017	2018	2019	Career
T.J. Hammonds	0	1	1	0	2
Jordan Jones	--	3	2	0	5
Trey Knox	--	--	--	1	1
Cheyenne O'Grady	0	0	0	1	1
Devwah Whaley	1	--	1	0	2
Mike Woods	--	--	0	3	3

### FIRST DOWN RECEPTIONS

Player	2016	2017	2018	2019	Career
Rakeem Boyd	--	--	5	2	7
Treyton Burks	--	--	--	8	8
T.J. Hammonds	0	1	2	--	3
Grayson Gunter	0	--	0	1	1
Chase Harrell	--	--	2	2	4
Chase Hayden	--	1	3	0	4
Koilan Jackson	--	--	1	1	2
Hayden Johnson	1	2	0	0	3
Jordan Jones	--	12	6	--	18
Trey Knox	--	--	--	14	14
Tyson Morris	--	--	2	5	7
Cheyenne O'Grady	2	10	21	5	38
Deon Stewart	1	20	7	--	28
De'Vion Warren	--	0	1	1	2
Devwah Whaley	5	3	3	2	13
Mike Woods	--	--	9	11	20

### 100 YARDS RECEIVING

Player	2016	2017	2018	2019	Career
Jordan Jones	--	1	1	--	2
Mike Woods	--	--	0	1	1

### GAMES WITH A RECEIVING TD

Player	2016	2017	2018	2019	Career
Grayson Gunter	0	--	1	0	1
T.J. Hammonds	0	1	1	0	2
Chase Harrell	2*	3*	0	1	6
Koilan Jackson	--	--	0	1	1
Jordan Jones	--	3	1	0	4
Trey Knox	--	--	--	2	2
Tyson Morris	--	--	1	1	2
Cheyenne O'Grady	1	2	4	1	8
Deon Stewart	--	3	0	0	3
De'Vion Warren	--	0	1	0	1
Devwah Whaley	0	1	0	0	1
Mike Woods	--	--	1	1	2

### GAMES WITH MULTIPLE RECEIVING TDS

Player	2016	2017	2018	2019	Career
Cheyenne O'Grady	0	0	2	--	2

### 10+ YARD RUNS

Player	2016	2017	2018	2019	Career
Rakeem Boyd	--	--	22	12	34
T.J. Hammonds	3	9	1	--	13
Chase Hayden	--	9	6	1	16
Ben Hicks	--	--	--	1	1
John Stephen Jones	--	--	1	--	1
Jordan Jones	--	2	0	--	2
De'Vion Warren	--	0	1	3	4
Devwah Whaley	19	12	11	5	47

### 20+ YARD RUNS

Player	2016	2017	2018	2019	Career
Rakeem Boyd	--	--	9	2	11
T.J. Hammonds	1	4	0	--	5
Chase Hayden	--	2	0	0	2
Jordan Jones	--	2	1	--	3
Devwah Whaley	3	5	1	2	11

### RUSHING FIRST DOWNS

Player	2016	2017	2018	2019	Career
Rakeem Boyd	--	--	32	17	49
T.J. Hammonds	4	9	1	--	14
Chase Hayden	--	17	11	3	31
Ben Hicks	--	--	--	1	1
Jordan Jones	--	2	0	--	2
De'Vion Warren	--	0	1	3	4
Devwah Whaley	28	28	21	8	85

### 100 YARDS RUSHING

Player	2016	2017	2018	2019	Career
Rakeem Boyd	--	--	3	2	5
T.J. Hammonds	0	1	0	0	1
Chase Hayden	--	1	0	0	1
Devwah Whaley	2	1	1	0	4

### GAMES WITH A RUSHING TD

Player	2016	2017	2018	2019	Career
Rakeem Boyd	--	--	2	2	4
T.J. Hammonds	1	1	0	0	2
Chase Hayden	--	3	1	0	4
Devwah Whaley	3	6	2	2	13

### GAMES WITH MULTIPLE RUSHING TDS

Player	2016	2017	2018	2019	Career
Chase Hayden	--	1	0	0	1



## MISC. DEFENSE STATS

### DOUBLE-DIGIT TACKLES

Player	2016	2017	2018	2019	Career
De'Jon Harris	1	7	7	1	16

### TEAM LEADER IN TACKLES (Ties included)

Player	2016	2017	2018	2019	Career
McTelvin Agim	0	0	0	1	1
LaDarrius Bishop	0	0	0	1	1
Kamren Curl	--	1	1	0	2
De'Jon Harris	2	7	7	1	17
Grant Morgan	--	1	0	0	1
Bumper Pool	--	--	0	2	2

### GAMES WITH A SACK (Half sacks included)

Player	2016	2017	2018	2019	Career
McTelvin Agim	3	2	4	1	10
Jamario Bell	0	0	0	2	2
Austin Capps	1	2	0	0	3
Kamren Curl	--	0	0	1	1
De'Jon Harris	1	4	2	0	7
Hayden Henry	--	0	0	1	1
D'Vone McClure	0	1	1	0	2
Grant Morgan	--	0	0	1	1
Gabe Richardson	--	--	0	3	3
T.J. Smith	0	2	2	1	5

### MULTIPLE SACKS (1.5 sacks or more)

Player	2016	2017	2018	2019	Career
McTelvin Agim	0	0	1	1	2
Kam Curl	0	0	0	1	1

## MONEY PLAYS

NOTE: Money plays are defined as plays resulting in a first down or a touchdown.

### Money Rushers

	1st	TD	No	Att
Rakeem Boyd	17	3	19	73
Devwah Whaley	8	2	10	32
Chase Hayden	3	0	3	12
De'Vion Warren	3	0	3	5
Ben Hicks	1	0	1	3
<b>TOTALS</b>	<b>32</b>	<b>5</b>	<b>36</b>	<b>130</b>

### 1st Down

Money Rushers	1st	TD	No	Att
Rakeem Boyd	6	1	6	39
Devwah Whaley	1	1	2	14
De'Vion Warren	1	0	1	3
<b>TOTALS</b>	<b>8</b>	<b>2</b>	<b>9</b>	<b>65</b>

### 2nd Down

Money Rushers	1st	TD	No	Att
Rakeem Boyd	8	2	10	26
Devwah Whaley	3	1	4	13
De'Vion Warren	2	0	2	2
Chase Hayden	2	0	2	5
<b>TOTALS</b>	<b>15</b>	<b>3</b>	<b>18</b>	<b>47</b>

### 3rd Down

Money Rushers	1st	TD	No	Att
Devwah Whaley	3	0	3	3
Rakeem Boyd	2	0	2	6
Chase Hayden	1	0	1	2
<b>TOTALS</b>	<b>6</b>	<b>0</b>	<b>6</b>	<b>12</b>

### 4th Down

Money Rushers	1st	TD	No	Att
Ben Hicks	1	0	1	1
Rakeem Boyd	1	0	1	2
Devwah Whaley	1	0	1	2
<b>TOTALS</b>	<b>3</b>	<b>0</b>	<b>3</b>	<b>6</b>

### Money Receptions

	1st	TD	No	Rec
Trey Knox	14	2	15	21
Mike Woods	11	1	11	17
Treylon Burks	8	0	8	9
Tyson Morris	5	1	5	7
Cheyenne O'Grady	5	1	5	10
Koilan Jackson	1	1	2	2
Chase Harrell	2	1	2	2
Devwah Whaley	2	0	2	6
Rakeem Boyd	2	0	2	7
Grayson Gunter	1	0	1	3
De'Vion Warren	1	0	1	3
<b>TOTALS</b>	<b>52</b>	<b>7</b>	<b>54</b>	<b>91</b>

### 1st Down

Money Receptions	1st	TD	No	Rec
Trey Knox	4	1	4	8
Treylon Burks	4	0	4	4
Mike Woods	3	0	3	8
Koilan Jackson	1	1	2	2
Tyson Morris	2	1	2	4
Devwah Whaley	1	0	1	1
Rakeem Boyd	1	0	1	3
<b>TOTALS</b>	<b>16</b>	<b>3</b>	<b>17</b>	<b>36</b>

### 2nd Down

Money Receptions	1st	TD	No	Rec
Trey Knox	6	0	6	8
Mike Woods	5	1	5	6
Treylon Burks	3	0	3	3
Cheyenne O'Grady	2	1	2	3
Tyson Morris	2	0	2	2
Grayson Gunter	1	0	1	3
De'Vion Warren	1	0	1	1
Chase Harrell	1	0	1	1
<b>TOTALS</b>	<b>21</b>	<b>2</b>	<b>21</b>	<b>31</b>

### 3rd Down

Money Receptions	1st	TD	No	Rec
Trey Knox	4	1	5	5
Cheyenne O'Grady	3	0	3	4
Mike Woods	3	0	3	3
Chase Harrell	1	1	1	1
Treylon Burks	1	0	1	2
Tyson Morris	1	0	1	1
Rakeem Boyd	1	0	1	2
Devwah Whaley	1	0	1	3
<b>TOTALS</b>	<b>15</b>	<b>2</b>	<b>16</b>	<b>24</b>

### 4th Down

Money Rushers	1st	TD	No	Att
<b>TOTALS</b>	<b>--</b>	<b>--</b>	<b>--</b>	<b>--</b>

# GAME 5: TEXAS A&M

## 20+ YARD BREAKDOWN

### BY YARDS

Yards	No.	TD
100+	0	0
90-99	0	0
80-89	0	0
70-79	0	0
60-69	3	3
50-59	1	1
40-49	3	0
30-39	6	1
20-29	18	2
<b>TOTAL</b>	<b>31</b>	<b>7</b>

### BY TYPE

Type	No.	TD
Rushing	4	1
Passing	18	4
Punt returns	0	0
Kick returns	5	0
Interceptions	2	0
Fumble returns	2	2
Other	0	0
<b>TOTAL</b>	<b>31</b>	<b>7</b>

### BY PLAYER

Player	No.	TD	R	P	KR	PR	IR	FR
Trey Knox	5	1	0	5	0	0	0	0
De'Vion Warren	5	0	0	0	5	0	0	0
Treyton Burks	5	0	0	5	0	0	0	0
Mike Woods	4	1	0	4	0	0	0	0
Devwah Whaley	3	0	2	1	0	0	0	0
Rakeem Boyd	2	1	2	0	0	0	0	0
Cheyenne O'Grady	2	1	0	2	0	0	0	0
Kamren Curl	2	1	0	0	0	0	1	1
LaDarrius Bishop	1	1	0	0	0	0	0	1
Tyson Morris	1	1	0	1	0	0	0	0
Joe Foucha	1	0	0	0	0	0	1	0
<b>TOTAL</b>	<b>31</b>	<b>7</b>	<b>4</b>	<b>18</b>	<b>5</b>	<b>0</b>	<b>2</b>	<b>2</b>

## ARKANSAS 20+ YARD PLAYS

Yards	Type	Player(s)	Opponent
*69	FR	Kamren Curl	Ole Miss
*62	Pass	Cheyenne O'Grady from Nick Starkel	Colorado St.
*62	Pass	Mike Woods from Nick Starkel	San Jose State
*59	Rush	Rakeem Boyd	Colorado St.
49	Pass	Trey Knox from Ben Hicks	Ole Miss
45	Pass	Mike Woods from Nick Starkel	Ole Miss
40	Pass	Mike Woods from Nick Starkel	San Jose State
38	Pass	Trey Knox from Nick Starkel	Portland State
38	Pass	Treyton Burks from Nick Starkel	Colorado St.
37	KR	De'Vion Warren	Ole Miss
36	KR	De'Vion Warren	Colorado St.
*30	Pass	Tyson Morris from Nick Starkel	San Jose State
30	Pass	Mike Woods from Ben Hicks	Ole Miss
29	INT	Kamren Curl	Portland State
27	Pass	Treyton Burks from Nick Starkel	Colorado St.
26	Pass	Trey Knox from Nick Starkel	Ole Miss
25	Pass	Cheyenne O'Grady from Nick Starkel	Ole Miss
25	Rush	Rakeem Boyd	Portland State
25	Rush	Devwah Whaley	Colorado St.
*25	FR	LaDarrius Bishop	Colorado St.
24	Rush	Devwah Whaley	Colorado St.
*24	Pass	Trey Knox from Nick Starkel	Colorado St.
23	KR	De'Vion Warren	San Jose State
22	Pass	Treyton Burks from Nick Starkel	Ole Miss
22	Pass	Devwah Whaley from Nick Starkel	San Jose State
20	KR	De'Vion Warren	San Jose State
20	INT	Joe Foucha	Portland State
20	KR	De'Vion Warren	Ole Miss
20	Pass	Trey Knox from Nick Starkel	Colorado St.
20	Pass	Treyton Burks from Ben Hicks	Portland State
20	Pass	Treyton Burks from Ben Hicks	Portland State

\* Touchdown scored on play

## NEED TO KNOW INFO

Opponent	Captains	Length	Coin Toss	Kick/Receive	Helmet/Jersey/Pants	Attendance	1st Poss.	Opp. 1st Poss.	Result
Portland State	Agim, Harris, Smith, C. Jackson	3:36	ARK	KICK	Cardinal/Cardinal/White	61055	FG	FG	W 20-13
at Ole Miss	Agim, Harris, Smith, Woods	3:17	ARK	KICK	White/White/White	47915	PUNT	PUNT	L 31-17
Colorado State	Agim, Harris, Smith, Boyd	3:29	ARK	KICK	Cardinal/Cardinal/White	55583	TD	TD	W 55-24
San Jose State	Agim, Harris, Smith, Clary	3:34	ARK	KICK	Cardinal/Cardinal/White	56058	PUNT	TD	L 31-24
vs. Texas A&M									
at Kentucky									
Auburn									
at Alabama									
Mississippi St.									
WKU									
at LSU									
Missouri									

# HEAD COACH CHAD MORRIS



Morris began the second turnaround of his career in his first season with the Razorbacks in 2018. The transition to Morris' system showed the most improvement on the defensive side of the ball in year one. The defense improved in points allowed, rushing defense, total defense and third down conversions from the 2017 season. De'Jon Harris led the Hogs and the Southeastern Conference during the regular season with 118 tackles to become the first Razorback since Martrell Spaight in 2014. Harris' big season earned him All-SEC honors from the Associated Press following the season. The defense also produced two NFL Draft picks in Dre Greenlaw (5th round, San Francisco) and Armon Watts (6th round, Minnesota Vikings).

On the offensive side of the ball, Rakeem Boyd emerged as a steady force in the backfield rushing for a team-high 734 yards. Boyd rebounded from a slow start to his season to run for 423 yards during a four-game stretch in the middle of the year, including three 100-yard games. One of those 100-yard efforts came against Alabama to make Boyd the first Arkansas RB to eclipse 100 yards against the Crimson Tide since Darren McFadden ran for 195 yards in 2007. Cheyenne O'Grady emerged to lead a steady group of tight ends as the Razorbacks were among the nation's leaders in targeting the tight end. O'Grady finished the season leading the Hogs with six touchdowns with 400 yards receiving on a team-high 30 catches. Hjalte Froholdt was Arkansas' rock up front, starting all 12 games at center or guard. He earned All-SEC recognition from the AP prior to being the first Razorback selected in the NFL Draft when New England tabbed him in the fourth round.

Morris and his staff have been relentless recruiters since arriving on the Hill and have started to reap the benefits, reeling in one of the best signing classes in school history in the staff's first full year of recruiting. The 25-man class ranked 23rd in the nation according to the 247Sports composite on the strength of 11 four-star athletes - the most ever in an Arkansas signing class. The Razorbacks were the only team in the country to sign four, four-star wide receivers. Morris and the staff have also reestablished recruiting lines in the state of Texas with six signees coming from the Lone Star State. Morris continued to be a draw to quarterbacks, adding transfer QBs Ben Hicks (SMU) and Nick Starkel (Texas A&M) to the roster with Hicks leading Arkansas through spring practice. Hicks starred for Morris for two seasons with the Mustangs and left SMU as the school's all-time leader in passing yards (9,081), total offense (8,977), TD passes (71), TDs responsible for (74), completions (718) and 300-yard games (12). Starkel comes to Fayetteville with SEC experience having played in 12 games for the Aggies over two seasons, including five starts as a freshman in 2017.

## SMU TURNAROUND

During his three seasons at SMU (2015-17), Morris used his Texas recruiting roots & offensive prowess to take the Mustangs from a 1-11 campaign in 2013 before he took over to the program's first bowl bid since 2012 with a 7-5 mark in 2017. Morris' offensive scheme was exactly what SMU needed, increasing the team's scoring output by 16.7 points per game in his first season - the second-largest increase in the nation in 2015. Even more impressive, Morris inherited an offense that ranked last (128th) in the FBS in scoring in 2014 (11.8) & turned it into the nation's eighth-highest scoring offense (40.1) in 2017.

The 2017 SMU offense marked the fourth time and third different program that Morris has either been the head coach or offensive coordinator of that has finished in the top 10 in the FBS in scoring average at more than 40 points per game. The Mustangs are one just two FBS teams that featured a 3,000-yard passer, 1,000-yard rusher and multiple 1,000-yard receivers in 2017. His final SMU squad produced a pair of NFL wide receivers in Courtland Sutton (Denver) and Trey Quinn (Washington). Sutton was picked in the second round and Quinn was Mr. Irrelevant as the final pick of the 2018 NFL Draft. Both Sutton and Quinn saw the field in their rookie seasons with Sutton ranking second on the Broncos' roster with 42 catches and 704 yards with his four scores equaling the team lead.

## CLEMSON OFFENSIVE EXPLOSION

Morris' impact during his four years at Clemson as offensive coordinator helped result in a 41-11 record, the 2011 ACC Championship and four bowl berths, including two BCS Orange Bowl appearances. Under Morris' scheme, the Tigers established 127 offensive records (89 individual/38 team) and posted the top three scoring seasons in school history, as well as four of the top five passing seasons at Clemson. The Clemson offense in its second season under Morris with ACC Player of the Year Tajh Boyd at quarterback set school records for total yards per game (512.7) and points per game (41.0), ranking sixth in the nation in scoring and ninth in the nation in total offense. The 2013 squad backed up those numbers with 508.5 yards and 40.2 points per game, figures that ranked ninth and eighth nationally.

Morris' record-setting offense in 2012 and 2013 marked the first time in ACC history that an active member of the conference had averaged more than 40 points per game in back-to-back seasons. Clemson was also one of just two FBS schools with a 3,000-yard passer, 1,000-yard rusher and 1,000-yard receiver every year from 2011-13. For his work, Morris was named AFCA National Assistant Coach of the Year and one of five finalists for National Offensive Coordinator of the Year by 247Sports.com in 2013, and the National Offensive Coordinator of the Year by Rivals.com in 2011.

Morris' offensive brilliance also helped attract and develop some of the best offensive players in Clemson history into current NFL stars. From the 2012 NFL Draft to 2015 NFL Draft, Morris saw seven of his offensive players drafted, including four wide receivers, tied for the most from any school over that span. Included in the quartet of wide receivers drafted were first round picks DeAndre Hopkins (Houston Texans) and Sammy Watkins (Los Angeles Rams). Morris also recruited 2015 All-Americans Deshaun Watson and Shaq Lawson, who both went on to be first round NFL draft picks.

## INSTANT IMPACT

After a legendary 16 years as a head coach on the Texas prep level, Morris' collegiate debut came as the associate head coach/offensive coordinator at Tulsa in 2010. In his one season as offensive coordinator working specifically with the quarterbacks, Morris helped the Golden Hurricane average 41.4 points per game, good for sixth nationally, and finish with seven straight wins for a 10-3 record following a 5-7 mark in 2009. Tulsa scored 40 or more points seven times, including 50+ in four games, and finished as one of five FBS teams with over 30 rushing and 30 passing touchdowns.

## TEXAS LEGEND

A native of Dallas, Morris became a legend in the state of Texas during his 16 years as a head coach at the high school level, posting a 169-38 record overall and winning back-to-back undefeated state championships in his final two seasons at Lake Travis High School. Over his 16 seasons, Morris led six of his teams to the Texas State Championship game, highlighted by three titles, and he earned Coach of the Year honors 11 times.

Morris earned his bachelor's degree in mathematics with a minor in statistics from Texas A&M University in 1992. He and his wife, Paula, have two children, daughter Mackenzie - who is enrolled in graduate school at Arkansas - and son Chandler.

## COACHING HISTORY

2018-Pres.	Arkansas - Head Coach
2015-17	SMU - Head Coach
2011-14	Clemson - Offensive Coordinator/QBs
2010	Tulsa - Associate Head Coach/OC/QBs
2008-09	Lake Travis (Texas) HS - Head Coach
2003-07	Stephenville (Texas) HS - Head Coach
2000-02	Bay City (Texas) HS - Head Coach
1998-99	Elysian Fields (Texas) HS - Head Coach
1994-97	Eustace (Texas) HS - Head Coach

## POSTSEASON EXPERIENCE

### HEAD COACH

SMU	2017 Frisco Bowl
-----	------------------

### ASSISTANT COACH

Clemson	2014 Russell Athletic Bowl
	2013 Orange Bowl
	2012 Chick-fil-a Bowl
	2011 Orange Bowl
Tulsa	2010 Hawaii Bowl





# BESTS UNDER MORRIS

## RECORD WHEN ...

Scoring First .....	11-14
Opponent Scores First .....	7-20
Leading After 1st Quarter .....	13-10
Leading At Halftime .....	17-2
Leading After 3rd Quarter .....	12-1
Scoring 21+ Points .....	16-22
Scoring 30+ Points .....	15-12
Scoring 40+ Points .....	9-5
Scoring 50+ Points .....	5-0
400+ Yards Total Offense .....	15-17
500+ Yards Total Offense .....	5-3
200+ Rushing Yards .....	11-7
300+ Rushing Yards .....	2-1
200+ Passing Yards .....	14-24
300+ Passing Yards .....	7-8
20+ First Downs .....	14-20
40 percent+ 3rd-Down Conv. ....	13-12
2 or Fewer Turnovers .....	15-20
Less than 14 Points Allowed .....	3-0
Less than 21 Points Allowed .....	6-0
300 or Less Yds Total Off Allowed .....	5-1
150 or Less Rush Yds Allowed .....	11-3
100 or Less Rush Yds Allowed .....	7-3
150 or Less Pass Yds Allowed .....	4-6
100 or Less Pass Yds Allowed .....	0-2
15 or Less 1st Downs Allowed .....	3-2
2+ Turnovers Forced .....	13-12
More Rush Yards .....	12-6
More Pass Yards .....	12-13
Fewer Turnovers .....	14-8
More Time of Possession .....	11-15
More First Downs .....	11-7
Fewer Penalties .....	11-17
1 Penalty .....	0-1
2-5 Penalties .....	7-16
6-9 Penalties .....	8-15
10+ Penalties .....	3-1
Special Teams Touchdown .....	1-2
100-Yard Rusher .....	10-10
200-Yard Passer .....	12-19
100-Yd Rusher+200-Yd Passer .....	6-6

## VS. ALL-TIME OPPONENTS

Team	Record
Alabama	0-1
Arkansas State	1-0
Auburn	0-1
Baylor	0-2
UCF	0-1
Cincinnati	1-0
Colorado State	1-1
Connecticut	1-0
East Carolina	1-1
Eastern Illinois	1-0
Houston	1-2
James Madison	0-1
Liberty	1-0
LSU	0-1
Memphis	0-3
Ole Miss	0-2
Mississippi State	0-1
Missouri	0-1
Navy	0-3
North Texas	3-1
Portland State	1-0
USF	0-2
San Jose State	0-1
Stephen F. Austin	1-0
Temple	0-2
Texas A&M	0-1
TCU	0-3
Tulane	3-0
Tulsa	2-2
Vanderbilt	0-1
<b>Overall Record</b>	<b>18-34</b>

## VS. CONFERENCES

Team	Record
American	9-16
Big 12	0-5
Big Sky	1-0
Big South	1-0
CAA	0-1
C-USA	3-1
Mountain West	1-2
Ohio Valley	1-0
Southeastern	0-9
Southland	1-0
Sun Belt	1-0

# BESTS UNDER MORRIS

## OFFENSE: TEAM

### Total Points

1. 58 SMU vs. Stephen F. Austin (9/2/17)
2. **55** **Arkansas vs. Colorado State (9/14/19)**  
**Arkansas vs. Eastern Illinois (9/2/18)**  
SMU at East Carolina (11/12/16)
5. 54 SMU vs. North Texas (9/09/17)
6. 49 SMU vs. UCONN (9/30/17)  
SMU vs. Tulane (11/21/15)
8. 45 SMU at Memphis (11/18/17)  
SMU vs. James Madison (9/26/15)
10. 44 SMU vs. Arkansas State (9/23/17)

### Total Offensive Yards

1. 581 SMU vs. Tulsa (10/27/17)
2. 578 SMU vs. South Florida (11/19/16)
3. 577 SMU vs. Arkansas State (9/23/17)
4. 572 SMU at North Texas (9/3/16)
5. 544 SMU at Houston (10/7/17)
6. **520** **Arkansas vs. Colorado State (9/14/19)**
7. 518 SMU vs. Tulane (11/21/15)
8. 508 SMU at TCU (9/19/15)
9. 498 SMU vs. UCONN (9/30/17)

### Total Offensive Plays

1. 89 SMU vs. South Florida (11/19/16)  
SMU vs. Central Florida (11/4/17)
3. 87 SMU at Tulsa (10/7/16)
4. 86 SMU vs. Arkansas State (9/23/17)
5. 85 SMU at Houston (10/7/17)
6. 83 SMU vs. Navy (11/26/16)
7. 82 SMU at Baylor (9/10/16)
- Arkansas vs. San Jose State (9/21/19)**
9. 81 SMU at Cincinnati (10/21/17)

### Rushing Attempts

1. 54 SMU vs. Baylor (9/4/15)  
SMU vs. Arkansas State (9/23/17)
3. **53** **Arkansas vs. Tulsa (10/20/18)**  
**Arkansas at Colorado State (9/8/18)**  
SMU vs. North Texas (9/12/15)
6. **48** **Arkansas vs. Ole Miss (10/13/18)**  
SMU vs. Stephen F. Austin (9/2/17)  
SMU at TCU (9/19/15)
9. 47 (4x) last SMU vs. Liberty (9/17/16)

### Rushing Yards

1. 323 SMU vs. Tulane (11/21/15)
2. 311 SMU vs. Arkansas State (9/23/17)
3. **300** **Arkansas vs. Ole Miss (10/13/18)**
4. **299** **Arkansas at Colorado State (9/8/18)**
5. 286 SMU vs. Liberty (9/17/16)
6. 273 SMU vs. North Texas (9/12/15)
7. 272 SMU at North Texas (9/3/16)
8. 259 SMU at Memphis (11/18/17)
9. 243 SMU vs. Stephen F. Austin (9/2/17)

### Rushing Touchdowns

1. 6 SMU vs. Tulane (11/21/15)
2. 5 SMU vs. James Madison (9/26/15)
3. 4 SMU vs. Arkansas State (9/23/17)
4. **3 (7x) last Arkansas vs. Colorado State (9/14/19)**

### Pass Completions

1. 41 SMU at Houston (10/7/17)
2. 31 SMU vs. Navy (11/26/16)
3. 29 SMU at Tulsa (10/7/16)
4. **28** **Arkansas vs. San Jose State (9/21/19)**
5. 27 SMU vs. UCONN (9/30/17)  
SMU vs. Central Florida (11/4/17)
7. 26 SMU at Cincinnati (10/21/17)
8. **26** **Arkansas vs. Alabama (10/6/18)**  
SMU at South Florida (11/16/16)
10. **25** **Arkansas at Ole Miss (9/7/19)**

### Pass Attempts

1. 59 SMU at Houston (10/7/17)
2. 52 SMU at Tulsa (10/7/16)  
SMU vs. Central Florida (11/04/17)
4. **50** **Arkansas vs. San Jose State (9/21/19)**
5. 46 SMU vs. Tulsa (10/31/15)  
SMU vs. Navy (11/26/16)
7. **45** **Arkansas vs. North Texas (9/15/18)**
8. 44 SMU at Temple (10/1/16)  
SMU at Baylor (9/10/16)
10. 42 SMU vs. South Florida (11/19/16)

### Passing Yards

1. 423 SMU vs. South Florida (11/19/16)
2. 397 SMU at Houston (10/7/17)
3. 394 SMU vs. North Texas (9/9/17)
4. 375 SMU vs. Tulane (11/25/17)
5. 366 SMU vs. Tulsa (10/27/17)
6. **356** **Arkansas vs. San Jose State (9/21/19)**
7. **353** **Arkansas vs. Eastern Illinois (9/2/18)**
8. 339 SMU at TCU (9/16/17)
9. 331 SMU vs. Navy (11/26/16)
10. 330 SMU at TCU (9/19/15)

### Passing Touchdowns

1. 5 SMU vs. North Texas (9/9/17)
2. **4 (6x) last Arkansas vs. Eastern Illinois (9/2/18)**

### First Downs

1. 31 SMU vs. Arkansas State (9/23/17)
2. 30 SMU vs. Houston (10/7/17)
3. 28 (3x) last vs. South Florida (11/19/16)
6. **27 (3x) last Arkansas vs. Ole Miss (10/13/18)**

## DEFENSE: TEAM

### Fewest Total Yards Allowed

1. 219 SMU vs. Stephen F. Austin (9/2/17)
2. **225** **Arkansas at Auburn (9/22/18)**
3. **230** **Arkansas vs. Portland State (8/31/19)**
4. 240 SMU vs. North Texas (9/12/15)
5. **260** **Arkansas vs. Tulsa (10/20/18)**
6. 280 SMU vs. Liberty (9/17/16)
7. 303 SMU vs. Houston (10/22/16)
8. 328 SMU vs. Tulane (11/21/15)
9. 352 SMU at South Florida (10/24/15)
10. **357** **Arkansas vs. Eastern Illinois (9/2/18)**  
SMU vs. Louisiana Tech (12/20/17)

### Fewest Rushing Yards Allowed

1. **40** **Arkansas at Colorado State (9/8/18)**
2. 62 SMU vs. Houston (10/22/16)
3. 69 SMU vs. North Texas (9/9/17)
4. **75** **Arkansas vs. Portland State (8/31/19)**  
SMU vs. Stephen F. Austin (9/2/17)
6. 83 SMU at North Texas (9/3/16)
7. **91** **Arkansas at Auburn (9/22/18)**
8. 97 SMU vs. Liberty (9/17/16)
9. 112 SMU vs. North Texas (9/12/15)
10. **127** **Arkansas vs. Eastern Illinois (9/2/18)**

### Fewest Passing Yards Allowed

1. 0 SMU at Navy (11/11/17)
2. 81 SMU at Navy (11/14/15)
3. 97 SMU at South Florida (10/24/15)
4. 104 SMU vs. Navy (11/23/16)
5. 124 SMU at Temple (10/1/16)
6. **127** **Arkansas vs. Tulsa (10/20/18)**
7. 128 SMU vs. North Texas (9/12/15)  
SMU vs. Tulane (11/21/15)
9. **134** **Arkansas at Auburn (9/22/18)**
10. 144 SMU vs. Stephen F. Austin (9/2/17)

### Fewest First Downs Allowed

1. **13** **Arkansas at Auburn (9/22/18)**  
SMU vs. Houston (10/22/16)
3. **15** **Arkansas vs. Tulsa (10/20/18)**  
SMU vs. Stephen F. Austin (9/2/17)  
SMU at South Florida (10/24/15)
6. 16 SMU vs. Liberty (9/17/16)  
SMU vs. South Florida (11/19/16)
8. 17 (4x) last Arkansas at Missouri (11/23/18)

### Fewest Points Allowed

1. 0 Arkansas vs. Tulsa (10/20/18)
3. **13** **Arkansas vs. Portland State (8/31/19)**  
SMU vs. North Texas (9/12/15)
5. 14 SMU vs. Stephen F. Austin (9/2/17)  
SMU vs. Liberty (9/17/16)
7. 16 SMU vs. Houston (10/22/16)
8. 21 (3x) last SMU vs. Arkansas State (9/23/17)

### Sacks

1. 8 SMU vs. UCONN (9/30/17)
2. 7 SMU vs. Houston (10/22/16)
3. **6** **Arkansas vs. Portland State (8/31/19)**  
**Arkansas vs. Tulsa (10/20/18)**
5. 5 SMU at North Texas (9/3/16)  
SMU vs. North Texas (9/9/17)
7. 4 **Arkansas at Auburn (9/22/18)**  
SMU at Tulsa (10/7/16)
9. **3 (6x) last Arkansas vs. Texas A&M (9/29/18)**

### Tackles For Loss

1. 13 SMU vs. UCONN (9/30/17)
2. 11 SMU at South Florida (10/24/15)
3. 10 SMU at Houston (10/22/16)  
SMU vs. Memphis (11/5/16)
5. **9** **Arkansas at Auburn (9/22/18)**  
SMU at TCU (9/16/17)
7. 8 (5x) last Arkansas vs. Tulsa (10/20/18)

### Turnovers Forced

1. **5** **Arkansas vs. Eastern Illinois (9/2/18)**  
SMU at East Carolina (11/12/16)
3. 4 SMU vs. North Texas (9/12/15)  
SMU vs. Liberty (9/17/16)
5. **3 (8x) last Arkansas vs. Portland State (8/31/19)**

## GAME 5: TEXAS A&M

### OFFENSE: INDIVIDUAL

#### Pass Completions

41 Ben Hicks vs. Houston (10/7/17)

#### Pass Attempts

58 Ben Hicks vs. Houston (10/7/17)

#### Pass Completion % (Min. 10 attempts)

75.0 Ty Storey vs. Ole Miss (10/13/18)

#### Passing Yards

397 Ben Hicks vs. Houston (10/7/17)

#### Passing Touchdowns

4 Ben Hicks vs. Tulane (11/25/17)  
Ben Hicks vs. Memphis (11/18/17)  
Ben Hicks vs. Navy (11/11/17)  
Ben Hicks vs. UConn (9/30/17)  
Ben Hicks vs. North Texas (9/9/17)

#### Passing Interceptions

5 Nick Starkel vs. San Jose State (9/21/19)

#### Passer Rating (Min. 10 attempts)

257.8 Ty Storey vs. Eastern Illinois (9/1/18)

#### Rush Attempts

29 Braeden West vs. South Florida (11/19/16)

#### Rushing Yards

220 Braeden West vs. Liberty (9/17/16)

#### Rushing Touchdowns

3 Xavier Jones at Tulane (11/21/15)

#### Receptions

17 Trey Quinn at Cincinnati (10/21/17)  
Trey Quinn at Houston (10/7/17)

#### Receiving Yards

252 Courtland Sutton vs. South Florida (11/19/16)

#### Receiving Touchdowns

3 Courtland Sutton at North Texas (9/3/17)

#### Total Touchdowns

4 Courtland Sutton vs. North Texas (9/9/17)

### DEFENSE: INDIVIDUAL

#### Solo Tackles

12 De'Jon Harris vs. Texas A&M (9/29/18)  
Mikial Onu vs. Tulsa (10/27/17)  
Jonathan Yenga vs. James Madison (9/26/15)

#### Total Tackles

16 De'Jon Harris vs. Texas A&M (9/29/18)

#### Tackles For Loss

4 Justin Lawler vs. Memphis (11/5/17)  
Kyrin Mitchell vs. UConn (9/30/17)  
Justin Lawler vs. UConn (9/30/17)  
Justin Lawler at North Texas (9/3/16)

#### Sacks

4.0 Justin Lawler vs. UConn (9/30/17)

#### Interceptions

2 Dre Greenlaw vs. Texas A&M (9/29/18)  
Horace Richardson at East Carolina (11/12/16)  
Jordan Wyatt vs. Liberty (9/17/16)  
Horace Richardson at North Texas (9/3/16)

#### Pick Sixes

2 Horace Richardson at East Carolina (11/12/16)

#### Fumbles Recovered

2 Chevin Calloway vs. Eastern Illinois (9/1/18)

#### Scoop and Scores

1 LaDarius Bishop vs. Colorado State (9/14/19)  
Kamren Curl at Ole Miss (9/7/19)  
Jordan Wyatt vs. Stephen F. Austin (9/2/17)

#### Fumbles Forced

2 McTelvin Agim vs. Colorado State (9/8/18)  
Andrew McCleneghen vs. North Texas (9/12/15)

### SPECIAL TEAMS: INDIVIDUAL

#### Extra Points Made

7 Connor Limpert vs. Colorado State (9/14/19)  
Connor Limpert vs. Eastern Illinois (9/1/18)  
Josh Williams vs. UConn (9/30/17)  
Josh Williams vs. North Texas (9/9/17)  
Josh Williams vs. Stephen F. Austin (9/2/17)  
Chad Hedlund vs. Tulane (11/12/15)

#### Field Goals Made

4 Connor Limpert vs. Ole Miss (10/13/18)  
Josh Williams at Tulsa (10/7/16)

#### Points Kicking

16 Josh Williams at Tulsa (10/7/16)

#### Punt Yards

406 Jamie Sackville at Tulsa (10/7/16)

#### Yards Per Punt

50 Jamie Sackville at Houston (10/7/17)

#### Kick Return Yards

180 Braeden West vs. Temple (11/6/15)

#### Punt Return Yards

45 Deon Stewart at Colorado State (9/8/18)

#### Kick Return Touchdown

1 Braeden West vs. Temple (11/6/15)



## GAME 5: TEXAS A&M

### 300-YARD PASSING GAMES

Total: 11

397	Ben Hicks at Houston (10/7/17)
380	Ben Hicks vs. South Florida (11/19/16)
375	Ben Hicks vs. Tulane (11/25/17)
<b>356</b>	<b>Nick Starkel vs. San Jose State (9/21/19)</b>
338	Ben Hicks vs. Tulsa (10/27/17)
334	Matt Davis at TCU (9/19/15)
331	Ben Hicks vs. Navy (11/26/16)
312	Ben Hicks vs. North Texas (9/9/17)
<b>305</b>	<b>Nick Starkel vs. Colorado State (9/14/19)</b>
305	Ben Hicks at TCU (9/16/17)
302	Ben Hicks at Tulane (10/29/16)

### 100-YARD RUSHING GAMES

Total: 24

220	Braeden West vs. Liberty (9/17/16)
177	Xavier Jones at Memphis (11/18/17)
<b>165</b>	<b>Devwah Whaley at Colorado State (9/8/18)</b>
156	Matt Davis vs. Tulane (11/21/15)
146	Xavier Jones vs. Arkansas State (9/23/17)
126	Braeden West at Tulsa (10/7/16)
125	Matt Davis vs. North Texas (9/12/15)
<b>122</b>	<b>Rakeem Boyd vs. Colorado State (9/14/19)</b>
120	Braeden West vs. South Florida (11/19/16)
119	Braeden West at Tulane (10/29/16)
117	Xavier Jones at North Texas (9/3/16)
117	Xavier Jones vs. Tulane (11/21/15)
115	Braeden West vs. Houston (10/22/16)
115	Matt Davis vs. Baylor (9/4/15)
<b>114</b>	<b>Rakeem Boyd vs. Portland State (8/31/19)</b>
<b>113</b>	<b>Rakeem Boyd vs. Vanderbilt (10/27/18)</b>
111	Ke'Mon Freeman at East Carolina (11/12/16)
111	Xavier Jones at Navy (11/11/17)
110	Matt Davis at North Texas (9/3/16)
<b>109</b>	<b>Rakeem Boyd vs. Ole Miss (10/13/18)</b>
104	Braeden West at East Carolina (11/12/16)
<b>102</b>	<b>Rakeem Boyd vs. Alabama (10/6/18)</b>
102	Matt Davis vs. Temple (11/6/15)
100	Xavier Jones at Houston (10/7/17)

### MULTIPLE 100-YARD RUSHERS

Total: 3 (Order by date)

111	Ke'Mon Freeman at East Carolina (11/12/16)
104	Braeden West
117	Xavier Jones at North Texas (9/3/16)
110	Matt Davis
156	Matt Davis vs. Tulane (11/21/15)
117	Xavier Jones

### 100-YARD RECEIVING GAMES

Total: 26

252	Courtland Sutton vs. South Florida (11/19/16)
186	Trey Quinn at Cincinnati (10/21/17)
173	James Proche vs. UCF (11/4/17)
166	Courtland Sutton at East Carolina (11/12/16)
165	Courtland Sutton vs. Tulsa (10/31/15)
164	James Proche at Tulane (10/29/16)
163	Courtland Sutton vs. North Texas (9/9/17)
162	Courtland Sutton at North Texas (9/3/16)
160	Courtland Sutton at Houston (10/7/17)
156	Trey Quinn at Houston (10/7/17)
139	Trey Quinn vs. Tulane (11/25/17)
137	Courtland Sutton vs. James Madison (9/26/15)
136	Courtland Sutton vs. Tulsa (10/27/17)
<b>132</b>	<b>Jordan Jones vs. Eastern Illinois (9/2/18)</b>
131	James Proche vs. Arkansas State (9/23/17)
123	Courtland Sutton at Navy (11/11/17)
123	James Proche vs. Tulsa (10/27/17)
116	Trey Quinn vs. UConn (9/30/17)
116	Trey Quinn at TCU (9/16/17)
115	Courtland Sutton at TCU (9/19/15)
<b>115</b>	<b>Mike Woods vs. San Jose State (9/21/19)</b>
113	Courtland Sutton vs. TCU (9/23/16)
112	Courtland Sutton vs. UConn (9/30/17)
112	Courtland Sutton at Baylor (9/10/16)
107	Courtland Sutton vs. Tulane (11/25/17)
101	Trey Quinn vs. Tulsa (10/27/17)

### MULTIPLE 100-YARD RECEIVERS

Total: 4 (Order by date)

139	Trey Quinn vs. Tulane (11/25/17)
107	Courtland Sutton
136	Courtland Sutton vs. Tulsa (10/27/17)
123	James Proche
101	Trey Quinn
160	Courtland Sutton at Houston (10/7/17)
156	Trey Quinn
116	Trey Quinn vs. UConn (9/30/17)
112	Courtland Sutton

### 100-YARD RUSHER & RECEIVER

Total: 6

111	Xavier Jones (rush) at Navy (11/11/17)
123	Courtland Sutton (rec)
146	Xavier Jones (rush) vs. Arkansas State (9/23/17)
131	James Proche (rec)
120	Braeden West (rush) vs. South Florida (11/19/16)
252	Courtland Sutton (rec)
111	Ke'Mon Freeman (rush) at East Carolina (11/12/16)
104	Braeden West (rush)
166	Courtland Sutton (rec)
119	Braeden West (rush) at Tulane (10/29/16)
164	James Proche (rec)
117	Xavier Jones (rush) at North Texas (9/3/16)
110	Matt Davis (rush)
162	Courtland Sutton (rec)

### 300-YARD PASSER / 100-YARD RUSHER

Total: 4

397	Ben Hicks (pass) at Houston (10/7/17)
160	Courtland Sutton (rush)
156	Trey Quinn (rush)
380	Ben Hicks (pass) vs. South Florida (11/19/16)
120	Braeden West (rush)
<b>305</b>	<b>Nick Starkel (pass) vs. Colorado State (9/14/19)</b>
<b>122</b>	<b>Rakeem Boyd (rush)</b>
302	Ben Hicks at Tulane (10/29/16)
119	Braeden West (rush)

### 300 / 100 / 100

Total: 2

380	Ben Hicks (pass) vs. South Florida (11/19/16)
120	Braeden West (rush)
252	Courtland Sutton (rec)
302	Ben Hicks at Tulane (10/29/16)
119	Braeden West (rush)
164	James Proche (rec)

DEPTH CHART

OFFENSE

<b>WR (2)</b>	<b>8</b>	<b>Mike Woods</b>	<b>So. // 6-1 // 203</b>
	1	De'Vion Warren	Jr. // 5-10 // 188
<b>TE (3)</b>	<b>85</b>	<b>Cheyenne O'Grady</b>	<b>Sr. // 6-4 // 256</b>
	89	Grayson Gunter	Jr. // 6-4 // 243
	14	Chase Harrell	Sr. // 6-4 // 249
<b>LT</b>	<b>74</b>	<b>Colton Jackson</b>	<b>Sr. // 6-5 // 298</b>
	76	Myron Cunningham	Jr. // 6-6 // 290
<b>LG</b>	<b>54</b>	<b>Austin Capps</b>	<b>Sr. // 6-4 // 304</b>
	68	Kirby Adcock	So. // 6-5 // 288
<b>C</b>	<b>66</b>	<b>Ty Clary</b>	<b>Jr. // 6-4 // 285</b>
	57	Shane Clenin	So. // 6-6 // 302
<b>RG</b>	<b>51</b>	<b>Ricky Stromberg</b>	<b>Fr. // 6-4 // 266</b>
	55	Beaux Limmer	Fr. // 6-5 // 293
<b>RT</b>	<b>78</b>	<b>Dalton Wagner</b>	<b>So. // 6-9 // 302</b>
	76	Myron Cunningham	Jr. // 6-6 // 290
-OR-	71	Ryan Winkel	R-Fr. // 6-6 // 285
<b>QB</b>	<b>17</b>	<b>Nick Starkel</b>	<b>Jr. // 6-3 // 214</b>
	6	Ben Hicks	Sr. // 6-1 // 217
	9	John Stephen Jones	R-Fr. // 5-11 // 199
<b>RB (4)</b>	<b>5</b>	<b>Rakeem Boyd</b>	<b>Jr. // 6-0 // 213</b>
	21	Devwah Whaley	Sr. // 5-11 // 212
	2	Chase Hayden	Jr. // 5-10 // 205
<b>WR (5)</b>	<b>16</b>	<b>Treylon Burks</b>	<b>Fr. // 6-3 // 223</b>
	19	Tyson Morris	So. // 6-1 // 200
	3	Koilan Jackson	So. // 6-2 // 211
<b>WR (9)</b>	<b>7</b>	<b>Trey Knox</b>	<b>Fr. // 6-5 // 205</b>
	15	T.Q. Jackson	Fr. // 6-4 // 197

DEFENSE

<b>DE</b>	<b>6</b>	<b>Gabe Richardson</b>	<b>Sr. // 6-3 // 240</b>
	86	Jamarion Bell	Sr. // 6-5 // 265
<b>DT</b>	<b>3</b>	<b>McTelvin Agim</b>	<b>Sr. // 6-3 // 294</b>
	93	Isaiah Nichols	R-Fr. // 6-3 // 277
<b>DT</b>	<b>52</b>	<b>TJ Smith</b>	<b>Sr. // 6-3 // 293</b>
	42	Jonathan Marshall	Jr. // 6-3 // 299
<b>DE</b>	<b>11</b>	<b>Mataio Soli</b>	<b>Fr. // 6-4 // 239</b>
	13	Collin Clay	Fr. // 6-5 // 285
<b>SAM</b>	<b>27</b>	<b>Hayden Henry</b>	<b>Jr. // 6-2 // 226</b>
	22	Deon Edwards	Jr. // 6-1 // 220
<b>MIKE</b>	<b>8</b>	<b>De'Jon Harris</b>	<b>Sr. // 6-0 // 245</b>
	31	Grant Morgan	Jr. // 5-11 // 229
<b>WILL</b>	<b>10</b>	<b>Bumper Pool</b>	<b>So. // 6-2 // 228</b>
	36	D'Vone McClure	Jr. // 6-2 // 219
<b>CB</b>	<b>21</b>	<b>Montaric Brown</b>	<b>So. // 6-0 // 187</b>
	24	LaDarrius Bishop	R-Fr. // 6-0 // 193
	23	Devin Bush	Fr. // 6-0 // 203
<b>SS</b>	<b>2</b>	<b>Kamren Curl</b>	<b>Jr. // 6-2 // 198</b>
	18	Myles Mason	So. // 6-2 // 203
<b>FS</b>	<b>7</b>	<b>Joe Foucha</b>	<b>So. // 5-11 // 198</b>
	1	Jalen Catalon	Fr. // 5-10 // 196
<b>CB</b>	<b>4</b>	<b>Jarques McClellion</b>	<b>So. // 6-0 // 175</b>
	24	LaDarrius Bishop	R-Fr. // 6-0 // 193
<b>NB</b>	<b>9</b>	<b>Greg Brooks Jr.</b>	<b>Fr. // 5-11 // 179</b>
	26	Micahh Smith	Jr. // 6-0 // 201

SPECIAL TEAMS

<b>K</b>	<b>19</b>	<b>Connor Limpert</b>	<b>Jr. // 6-1 // 175</b>
	80	Matthew Phillips	So. // 5-10 // 180
<b>P</b>	<b>42</b>	<b>Sam Loy</b>	<b>Jr. // 6-1 // 195</b>
	28	Reid Bauer	So. // 5-11 // 198
<b>LS</b>	<b>48</b>	<b>Jordan Silver</b>	<b>So. // 6-1 // 217</b>
<b>H</b>	<b>18</b>	<b>Jack Lindsey</b>	<b>Jr. // 6-2 // 204</b>
<b>KR</b>	<b>1</b>	<b>De'Vion Warren</b>	<b>Jr. // 5-10 // 188</b>
	5	Rakeem Boyd	Jr. // 6-0 // 213
<b>PR</b>	<b>16</b>	<b>Treylon Burks</b>	<b>Fr. // 6-3 // 223</b>
	1	De'Vion Warren	Jr. // 5-10 // 188

# GAME 5: TEXAS A&M

## GAME-BY-GAME OFFENSIVE STARTERS

Opponent	LT	LG	C	RG	RT	TE	TE/WR/FB	QB	RB	WR	WR
Portland State	Jackson	Capps	Clary	Cunningham	Wagner	Gunter	Woods	Hicks	Boyd	Burks	Knox
at Ole Miss	Jackson	Stromberg	Clary	Cunningham	Wagner	O'Grady	Gunter	Hicks	Boyd	Woods	Knox
Colorado State	Jackson	Stromberg	Clary	Cunningham	Wagner	Gunter	Woods	Starkel	Boyd	Burks	Knox
San Jose State	Cunningham	Capps	Clary	Stromberg	Wagner	O'Grady	Harrell	Starkel	Boyd	Woods	Knox
vs. Texas A&M											
at Kentucky											
Auburn											
at Alabama											
Mississippi State											
Western Kentucky											
at LSU											
Missouri											

## GAME-BY-GAME DEFENSIVE STARTERS

Opponent	DE	DT	DT	DE	SAM	MIKE	WILL	CB	SS	FS	CB	NB
Portland State	Gerald	Agim	Smith	Richardson	--	Harris	Pool	Brown	Curl	Foucha	McLellion	Brooks
at Ole Miss	Richardson	Agim	Smith	Soli	--	Harris	Pool	Brown	Curl	Foucha	McLellion	Brooks
Colorado State	Richardson	Agim	Smith	Soli	--	Harris	Pool	Brown	Curl	Foucha	McLellion	Brooks
San Jose State	Richardson	Agim	Smith	Soli	--	Harris	Pool	Bishop	Curl	Foucha	McLellion	Brooks
vs. Texas A&M												
at Kentucky												
Auburn												
at Alabama												
Mississippi State												
Western Kentucky												
at LSU												
Missouri												

## CAREER STARTS

OFFENSE	2019	2018	2017	2016	TOT	CONS	DEFENSE	2019	2018	2017	2016	TOT	CONS
Ben Hicks, QB, Sr.	2	9*	13*	11*	35	-	McTelvin Agim, DL, Sr.	4	12	11	5	32	20
Colton Jackson, OL, Sr.	3	8	10	3	24	-	De'Jon Harris, LB, Sr.	4	12	12	-	28	28
Devwah Whaley, RB, Sr.	-	4	10	-	14	-	T.J. Smith, DL, Sr.	4	10	12	-	26	4
Ty Clary, OL, Jr.	4	11	4	-	19	15	Kamren Curl, DB, Jr.	4	11	11	-	26	4
Deon Stewart, WR, Sr.	-	8	5	-	13	-	Jarques McClellion, DB, So.	4	8	-	-	12	12
Rakeem Boyd, RB, Jr.	4	8	-	-	12	12	D'Vone McClure, LB, Jr.	-	7	-	-	9	-
Mike Woods, WR, So.	4	7	-	-	11	5	Bumper Pool, LB, So.	4	4	-	-	8	5
Cheyenne O'Grady, TE, Sr.	2	5	1	-	8	1	Montaric Brown, DB, So.	3	3	-	-	6	-
Nick Starkel, QB, Jr.	2	-	5*	-	7	2	Gabe Richardson, DL, Sr.	4	2	-	-	6	4
Hayden Johnson, FB/TE, Sr.	-	-	-	7	7	-	Joe Foucha, DB, So.	4	1	-	-	5	5
Jordan Jones, WR, Jr.	-	-	6	-	6	-	Greg Brooks Jr., DB, Fr.	4	-	-	-	4	4
Grayson Gunter, TE, Jr.	3	2	-	-	5	-	Dorian Gerald, DL, Sr.	2	2	-	-	3	-
Dalton Wagner, OL, So.	4	1	-	-	5	4	Mataio Soli, DL, Fr.	3	-	-	-	3	3
Chase Harrell, TE, Sr.	1	-	4*	1*	6	1	Hayden Henry, LB, Jr.	-	1	-	-	1	-
Myron Cunningham, OL, Jr.	4	-	-	-	4	4	Britto Tutt, DB, Sr.	-	1	-	-	1	-
Trey Knox, WR, Fr.	4	-	-	-	4	4	LaDarrius Bishop, DB, R-Fr.	1	-	-	-	1	1
Ricky Stromberg, OL, Fr.	3	-	-	-	3	3							
Treyton Burks, WR, Fr.	2	-	-	-	2	-							
Austin Capps, OL, Sr.	2	0	0	0	2	1							
Noah Gatlin, OL, R-Fr.	-	2	-	-	2	-							
Kirby Adcock, OL, So.	-	1	-	-	1	-							
Shane Clenin, OL, So.	-	1	-	-	1	-							

## EXPERIENCE ANALYSIS

The chart below shows Arkansas' offensive and defensive starting lineups over the last six years with numbers representing total starts by classes and percentages of total starts for the entire season.

Season	G	SR	JR	SO	FR	UpperCl%
2019	4 (2-2)	29 (33.0%)	19 (21.6%)	23 (26.1%)	17 (19.3%)	36 (54.6%)
2018	12 (2-10)	103 (39.2%)	86 (32.7%)	44 (16.7%)	30 (11.4%)	189 (71.2%)
2017	12 (4-8)	66 (25.0%)	108 (40.1%)	65 (24.6%)	25 (9.5%)	174 (65.9%)
2016	13 (7-6)	114 (39.9%)	82 (28.7%)	70 (24.5%)	20 (6.9%)	196 (68.5%)
2015	13 (8-5)	67 (23.4%)	143 (50.0%)	58 (20.3%)	18 (6.3%)	210 (73.4%)
2014	13 (7-6)	92 (32.2%)	72 (25.2%)	89 (31.1%)	33 (11.5%)	164 (57.3%)
2013	12 (3-9)	107 (40.5%)	59 (22.3%)	57 (21.6%)	41 (15.5%)	166 (66.7%)



# GAME 5: TEXAS A&M

## GAME-BY-GAME BREAKDOWN

	FINAL	SCORE BY QUARTER					FIRST DOWNS					RUSHING			PASSING			OFFENSE		PUNTING	FUMBLES	PENALTY	THIRD	TOTAL
GAME	SCORE	1	2	3	4	OT	RU	PA	PN	TOT	ATT	YDS	TD	C-A-I	YDS	TD	ATT	YDS	NO-AVG	NO-LOST	NO-YDS	DOWNS	TOP	
Portland St.	13	3	3	0	7	-	5	7	4	16	28	75	0	16-33-3	155	1	61	230	5-39.8	0-0	10-85	2/13	26:22	
Arkansas	20	10	0	7	3	-	12	11	3	26	42	204	2	18-35-1	191	0	77	395	5-35.6	1-0	7-70	5/15	33:38	
Arkansas	17	0	3	0	14	-	5	12	1	18	26	61	0	25-41-0	300	1	67	361	6-35.7	1-1	7-55	5/15	27:32	
Ole Miss	31	7	3	7	14	-	11	10	2	23	53	237	2	16-24-0	259	2	77	483	4-49.5	2-2	5-60	8/15	32:28	
Colorado St.	34	24	10	10	0	-	10	6	2	18	38	220	2	20-33-0	205	2	71	425	6-47.5	2-2	4-51	4/14	33:56	
Arkansas	55	24	3	7	21	-	8	13	2	23	35	215	3	20-35-0	305	3	70	520	4-44.0	2-1	5-49	6/12	25:24	
San Jose St.	31	7	17	0	7	-	5	19	3	27	24	101	2	32-49-1	402	2	73	503	5-41.6	2-0	9-85	4/12	30:54	
Arkansas	24	7	0	3	14	-	7	16	3	26	32	131	0	28-50-5	356	3	82	487	3-41.0	0-0	6-62	6/15	29:06	
Texas A&M																								
Arkansas																								
Arkansas																								
Kentucky																								
Auburn																								
Arkansas																								
Arkansas																								
Alabama																								
Mississippi St.																								
Arkansas																								
WKU																								
Arkansas																								
LSU																								
Arkansas																								
Missouri																								
Arkansas																								

## GAME 5: TEXAS A&M

### ARKANSAS INDIVIDUAL SEASON-HIGHS

Rush Attempts	20	Rakeem Boyd, 9/14 vs. Colorado State
Yards Rushing	122	Rakeem Boyd, 9/14 vs. Colorado State
TD Rushes	2	Rakeem Boyd, 9/14 vs. Colorado State
Long Rush	59	Rakeem Boyd, 9/14 vs. Colorado State
Pass Attempts	50	Nick Starkel, 9/21 vs. San Jose State
Pass Completions	28	Nick Starkel, 9/21 at San Jose State
Yards Passing	356	Nick Starkel, 9/21 vs. San Jose State
TD Passes	3	Nick Starkel, 9/14 vs. Colorado State
Long Pass	62 (2x)	last Nick Starkel, 9/21 vs. San Jose State
Receptions	8	Trey Knox, 9/21 vs. San Jose State
Yards Receiving	115	Mike Woods, 9/21 vs. San Jose State
TD Receptions	1 (7x)	last Three Players, 9/21 vs. San Jose State
Long Reception	62 (2x)	last Mike Woods, 9/21 vs. San Jose State
Field Goals	2 (2x)	last C. Limpert, 9/14 vs. Colorado State
Long Field Goal	54	Connor Limpert, 9/14 vs. Colorado State
Punts	6	Sam Loy, 9/7 at Ole Miss
Punting Avg.	44.0	Sam Loy, 9/14 vs. Colorado State
Long Punt	56	Sam Loy, 9/14 vs. Colorado State
Punts Inside 20	2 (2x)	last Sam Loy, 9/7 at Ole Miss
Long Punt Return	15	Treyton Burks, 9/7 at Ole Miss
Long Kickoff Return	37	De'Vion Warren, 9/7 at Ole Miss
Tackles	12	De'Jon Harris, 9/14 vs. Colorado State
Sacks	2.0 (2x)	M. Agim, K. Curl, 8/31 vs. Portland State
Tackles For Loss	2.0 (3x)	last J. Bell, 9/21 vs. San Jose State
Interceptions	1 (4x)	Kamren Curl, 9/21 vs. San Jose State

### ARKANSAS TEAM GAME-HIGHS

Rushes	42	8/31 vs. Portland State
Yards Rushing	215	9/14 vs. Colorado State
Yards Per Rush	6.1	9/14 vs. Colorado State
TD Rushes	3	9/14 vs. Colorado State
Pass Attempts	50	9/21 vs. San Jose State
Pass Completions	28	9/21 vs. San Jose State
Yards Passing	356	9/21 vs. San Jose State
Yards Per Pass Comp.	12.7	9/21 vs. San Jose State
TD Passes	3 (2x)	last 9/21 vs. San Jose State
Total Plays	82	9/21 vs. San Jose State
Total Offense	520	9/14 vs. Colorado State
Yards Per Play	7.4	9/14 vs. Colorado State
Points	55	9/14 vs. Colorado State
Sacks By	6	8/31 vs. Portland State
First Downs	26 (2x)	9/21 vs. San Jose State
Penalties	7 (2x)	last 9/7 at Ole Miss
Penalty Yards	70	8/31 vs. Portland State
Turnovers	5	9/21 vs. San Jose State
Interceptions By	3	8/31 vs. Portland State
Punts	6	9/7 at Ole Miss
Punting Avg	44.0	9/14 vs. Colorado State
Long Punt	56	9/14 vs. Colorado State
Punts inside 20	2 (2x)	last 9/7 at Ole Miss

### ARKANSAS' LONGEST PLAYS

Rush	59	Rakeem Boyd, 9/14 vs. Colorado State
Pass	62	Starkel to Woods, 9/21 vs. San Jose State
Field Goal	54	Connor Limpert, 9/14 vs. Colorado State
Punt	56	Sam Loy, 9/14 vs. Colorado State
Punt Return	15	Treyton Burks, 9/7 at Ole Miss
Kickoff Return	37	De'Vion Warren, 9/7 at Ole Miss
Interception Return	29	Kamren Curl, 8/31 vs. Portland State
Fumble Return	69	Kamren Curl, 9/7 at Ole Miss

### OPPONENT INDIVIDUAL SEASON-HIGHS

Rush Attempts	26	Scottie Phillips, 9/7 at Ole Miss
Yards Rushing	180	Marvin Kinsey, 9/14 vs. Colorado State
TD Rushes	2	Scottie Phillips, 9/7 at Ole Miss
Long Rush	75	Marvin Kinsey, 9/14 vs. Colorado State
Pass Attempts	49	Josh Love, 9/21 vs. San Jose State
Pass completions	32	Josh Love, 9/21 vs. San Jose State
Yards Passing	402	Josh Love, 9/21 vs. San Jose State
TD Passes	2 (2x)	last Josh Love, 9/21 vs. San Jose State
Long Pass	75	Patrick O'Brien, 9/14 vs. Colorado State
Receptions	12	Tre Walker, 9/21 vs. San Jose State
Yards Receiving	161	Tre Walker, 9/21 vs. San Jose State
TD Receptions	2	Elijah Moore, 9/7 at Ole Miss
Long Reception	75	Dante Wright, 9/14 vs. Colorado State
Field Goals	2 (2x)	last C. Camper, 9/14 vs. Colorado State
Long Field Goal	50	Cody Williams, 8/31 vs. Portland State
Punts	6	Ryan Stonehouse, 9/14 Colorado State
Punting Avg.	49.5	Mac Brown, 9/7 at Ole Miss
Long Punt	56	Ryan Stonehouse, 9/14 Colorado State
Punts Inside 20	2	Mac Brown, 9/7 at Ole Miss
Long Punt Return		
Long Kickoff Return	32	A. Hawkins, 9/14 vs. Colorado State
Tackles	15	Romeo Gunt, 8/31 vs. Portland State
Sacks	1.0 (3x)	J. Bombek, 9/14 vs. Colorado State
Tackles for Loss	2.5	Kyle Harmon, 9/21 vs. San Jose State
Interceptions	2	Bobby Brown II, 9/21 vs. San Jose State

### OPPONENT TEAM GAME-HIGHS

Rushes	53	9/7 at Ole Miss
Yards Rushing	237	9/7 at Ole Miss
Yards per Rush	4.5	9/7 at Ole Miss
TD Rushes	2 (3x)	last 9/21 vs. San Jose State
Pass Attempts	49	9/21 vs. San Jose State
Pass Completions	32	9/21 vs. San Jose State
Yards Passing	402	9/21 vs. San Jose State
Yards per Pass Comp.	15.4	9/7 at Ole Miss
TD Passes	2 (3x)	last 9/21 vs. San Jose State
Total Plays	77	9/7 at Ole Miss
Total Offense	503	9/21 vs. San Jose State
Yards per Play	6.9	9/21 vs. San Jose State
Points	34	9/14 vs. Colorado State
Sacks By	3	9/7 at Ole Miss
First Downs	27	9/21 vs. San Jose State
Penalties	10	8/31 vs. Portland State
Penalty Yards	85 (2x)	last 9/21 vs. San Jose State
Turnovers	3	8/31 vs. Portland State
Interceptions By	5	9/21 vs. San Jose State
Punts	6	9/14 vs. Colorado State
Punting Avg.	49.5	9/7 at Ole Miss
Long Punt	56	9/14 vs. Colorado State
Punts Inside 20	2	9/7 at Ole Miss

### OPPONENT'S LONGEST PLAYS

Rush	75	Marvin Kinsey, 9/14 vs. Colorado State
Pass	75	Patrick O'Brien, 9/14 vs. Colorado State
Field Goal	50	Cody Williams, 8/31 vs. Portland State
Punt	56	Ryan Stonehouse, 9/14 vs. Colorado State
Punt Return		
Kickoff Return	32	A. Hawkins, 9/14 vs. Colorado State
Interception Return	32	B. Brown, E. Aguayo, 9/21 vs. San Jose State
Fumble Return		

# GAME 5: TEXAS A&M

## THE LAST TIME ARKANSAS . . .

### RUSHING

Had 500+ yards rushing	vs. South Carolina, 2007 (542)
Had 400+ yards rushing:	at Texas Tech, 2014 (438)
Had 400+ yards rushing in consecutive games	at Texas Tech, 2014 (438)
	vs. Nicholls, 2014 (495)
Had 300+ yards rushing:	vs. Ole Miss, 2018 (300)
Had 300+ yards rushing in consecutive games	at Texas Tech, 2014 (438)
	vs. Nicholls, 2014 (495)
Had 300+ yards rushing in three consecutive games	at Alabama, 2007 (301)
	vs. Kentucky, 2007 (338)
	vs. North Texas, 2007 (446)
Had 300+ yards rushing in four consecutive games	vs. Troy, 2007 (350)
	at Alabama, 2007 (301)
	vs. Kentucky, 2007 (338)
	vs. North Texas, 2007 (446)
Had 250+ yards rushing:	vs. Ole Miss, 2018 (300)
Had 200+ yards rushing:	vs. Colorado State, 2019 (215)
Had 200+ yards in consecutive games	vs. Coastal Carolina, 2017 (259) and at Ole Miss, 2017 (265)
Had 70+ rushing attempts:	at Kentucky, 2003 (71)
Had 60+ rushing attempts:	at Texas Tech, 2014 (68)
Had 50+ rushing attempts:	vs. Tulsa, 2018 (53)
Had 7+ rushing TDs:	at Texas Tech, 2014 (7)
Had 6+ rushing TDs:	vs. UT Martin, 2015 (6)
Had 6+ rushing TDs in consecutive games	vs. Nicholls, 2014 (6)
	at Texas Tech, 2014 (7)
Had 5+ rushing TDs:	at Mississippi State, 2016 (5)
Had 5+ rushing TDs in consecutive games	vs. Nicholls, 2014 (6)
	at Texas Tech, 2014 (7)
Had 4+ rushing TDs:	vs. Missouri, 2017 (4)
Had 4+ rushing TDs in consecutive games	vs. UT Martin, 2015 (6) and vs. Auburn, 2015 (4)
Had 3+ rushing TDs:	vs. Colorado State, 2019 (3)
Had 3+ rushing TDs in consecutive games	vs. Texas A&M, 2017 (3) and vs. New Mexico State, 2017 (3)
Had 3+ rushing TDs in three straight games:	at Texas Tech, 2014 (7)
	vs. NIU, 2014 (3)
	vs. Texas A&M, 2014 (3)
Had 2+ players with 100 yards rushing:	at Mississippi State, 2016 (Williams III - 205, Whaley - 112)
Had 3+ players with 100 yards rushing:	vs. North Texas, 2007 (McFadden - 138, Jones - 132, Barnett - 105)

### PASSING

Had 500+ yards passing:	vs. Texas A&M, 2011 (510)
Had 400+ yards passing:	vs. Alabama, 2016 (400)
Had 300+ yards passing:	vs. San Jose State, 2019 (356)
Had 200+ yards passing:	vs. San Jose State, 2019 (356)
Had 50+ pass attempts	vs. San Jose State, 2019 (50)
Had 40+ pass attempts:	vs. San Jose State, 2019 (50)
Had 30+ pass attempts:	vs. San Jose State, 2019 (50)
Had 30+ pass completions:	vs. Mississippi State, 2015 (30)
Had 25+ pass completions:	vs. San Jose State, 2019 (28)
Had 20+ pass completions:	vs. San Jose State, 2019 (28)
Had fewer than 10 pass completions	vs. TCU, 2017 (9)
Had 7+ passing TDs:	vs. Mississippi State, 2015 (7)
Had 6+ passing TDs:	vs. Mississippi State, 2015 (7)
Had 5+ passing TDs:	vs. Mississippi State, 2015 (7)
Had 4+ passing TDs:	vs. Eastern Illinois, 2018 (4)
Had 3+ passing TDs:	vs. San Jose State, 2019 (3)
Had 5+ passes intercepted:	vs. San Jose State, 2019 (5)
Had 4+ passes intercepted:	vs. San Jose State, 2019 (5)
Had 3+ passes intercepted:	vs. San Jose State, 2019 (5)

### RECEIVING

Had two players with 100 yards receiving:	at Ole Miss, 2015 (Morgan - 122, Reed - 105)
Had 10+ different receivers catch a pass	at Ole Miss, 2019 (10)
Had 9+ different receivers catch a pass	at Ole Miss, 2019 (10)
Had 8+ different receivers catch a pass	vs. Colorado State, 2019 (8)
Had multiple players catch 7+ passes in a game	vs. Mississippi State, 2015 (2)
	(Morgan - 7 & Henry - 7)

### COMBINATION OFFENSE

Had one 300-yard passer and one 100-yard rusher in a game:	vs. Colorado State, 2019
	(Starkel - 305 pass & Boyd - 122 rush)
Had one 300-yard passer and one 200-yard rusher in a game:	at Mississippi State, 2016
	(Allen - 303 pass & Williams III - 205 rush)
Had one 100-yard receiver and one 100-yard rusher in a game:	at Missouri, 2016
	(Hatcher - 106 receiving & Williams III - 117 rush)
Had one 100-yard receiver and one 100-yard rusher in consecutive games:	at Missouri, 2016
	(Hatcher - 106 receiving & Williams III - 117 rush)
Had one 200-yard rusher and one 100-yard receiver in a game:	vs. South Carolina, 2006
	(McFadden - 219 rushing & Monk - 192 receiving)
Had one 150-yard rusher and one 150-yard receiver in a game:	vs. Texas A&M, 2015
	(Collins - 151 rushing & Morgan - 155 receiving)
Had four different receivers catch a touchdown pass:	at Mississippi State, 2015
	(Sprinkle - 3, Henry - 2, Morgan - 1, Cornelius - 1)
Had two 100-yard rushers:	at Mississippi State, 2015
	(Williams III - 205 & Whaley - 112)

Had two 100-yard rushers in consecutive games:	at Texas Tech, 2014 (Collins - 145 & Williams - 212)
	vs. Nicholls, 2014 (Collins - 143 & Williams - 131)
Had a 200-yard rusher and a 100-yard rusher in a game:	at Mississippi State, 2015
	(Williams III - 205 & Whaley - 112)
Had two 150-yard rushers in a game:	vs. South Carolina, 2007
	(McFadden - 321 & Jones - 166)
Had three 100-yard rushers in a game:	vs. North Texas, 2007
	(McFadden - 138, Jones - 132 & Barnett - 105)
Had two 100-yard receivers in a game:	at Ole Miss, 2015
	(Morgan - 122 & Reed - 105)

### TOTAL OFFENSE

Had 700+ yards total offense:	vs. North Texas, 2007 (713)
Had 600+ yards total offense:	at Mississippi State, 2016 (663)
Had 550+ yards total offense:	at Mississippi State, 2016 (663)
Had 500+ yards total offense:	vs. Colorado State, 2019 (520)
Had 400+ yards total offense:	vs. San Jose State, 2019 (487)
Had 500+ yards total offense in consecutive games:	at Mississippi State, 2016 (661)
	at Missouri, 2016 (503)
Had 85+ plays total offense	at Missouri, 2016 (85)
Had 80+ plays total offense	vs. San Jose State, 2019 (82)
Had 75+ plays total offense	vs. San Jose State, 2019 (82)

### SCORING

Scored 70+ points	vs. Nicholls, 2014 (73)
Scored 60+ points:	vs. UT Martin, 2015 (63)
Scored 50+ points:	vs. Colorado State, 2019 (55)
Scored 40+ points:	vs. Colorado State, 2019 (55)
Scored 30+ points:	vs. Colorado State, 2019 (55)
Scored 40+ points in three consecutive games	vs. Auburn, 2015 (54)
	vs. UT Martin, 2015 (63)
	at Ole Miss, 2015 (53)
Scored 30+ points in five consecutive games:	vs. Auburn, 2015 (54)
	vs. UT Martin, 2015 (63)
	at Ole Miss, 2015 (53)
	at LSU, 2015 (31)
	vs. Mississippi State, 2015 (50)
Scored 40+ points in a half:	vs. Nicholls, 2014 (56)
Scored 30+ points in a half:	at Eastern Illinois, 2018 (38)
Scored 35+ points in a quarter:	vs. Nicholls, 2014 (35)
Scored 28+ points in a quarter:	vs. Eastern Illinois, 2018 (2nd-28)
Scored 50+ points in consecutive games	at Ole Miss, 2015 (53)
	vs. UT Martin, 2015 (63)
Scored 50+ points in three consecutive games	vs. Auburn, 2015 (54)
	at Ole Miss, 2015 (53)
	vs. UT Martin, 2015 (63)
Scored 50+ points in consecutive SEC games:	vs. Auburn, 2015 (54)
	at Ole Miss, 2015 (53)
Both teams combined for 100+ points	at Mississippi State, 2016 (W, 58-42)
Allowed 60+ points:	vs. Alabama, 2018 (65)
Allowed 50+ points:	at Mississippi State, 2018 (52)
Allowed 40+ points:	at Mississippi State, 2018 (52)
Allowed 30+ points	vs. San Jose State, 2019 (31)
Was held scoreless	at Missouri, 2018 (38-0)
Was held scoreless at Donald W. Reynolds Razorback Stadium:	vs. Alabama, 2012 (52-0)
Was held scoreless on the road:	at Missouri, 2018 (38-0)
Was held scoreless at a neutral site:	vs. Ole Miss, 1959 (28-0)
Won a game without a rushing TD:	vs. Kansas State, 2011
Won a game without a passing TD:	vs. Portland State, 2019
Won a game in the last 25 seconds of regulation with a TD	at Georgia, 2010
Won a game in the last 25 seconds of regulation with a field goal	at Ole Miss, 2017
Held opponent scoreless:	vs. Tulsa, 2018 (23-0)
Held opponent scoreless at Donald W. Reynolds Razorback Stadium	vs. Tulsa, 2018 (23-0)
Held opponent scoreless on the road:	at South Carolina, 2002 (23-0)
Held opponent without a touchdown	vs. Tulsa, 2018 (23-0)
Held opponent without an offensive touchdown	vs. Tulsa, 2018 (23-0)
Held two opponents scoreless in one season:	vs. LSU, 2014 (17-0)
	vs. Ole Miss, 2014 (30-0)
Held three opponents scoreless in one season	vs. LSU, 1982 (38-0)
	vs. TCU, 1982 (35-0)
	vs. Texas A&M, 1982 (35-0)
Held an opponent scoreless in consecutive games:	vs. LSU, 2014 (17-0)
	vs. Ole Miss, 2014 (30-0)
Held an SEC opponent scoreless	vs. Ole Miss, 2014 (30-0)
Held an SEC opponent scoreless in consecutive games:	vs. LSU, 2014 (17-0)
	vs. Ole Miss, 2014 (30-0)
Held two SEC opponents scoreless in one season	vs. LSU, 2014 (17-0)
	vs. Ole Miss, 2014 (30-0)
Scored on the first offensive play of the game	vs. Nicholls, 2014 (Hatcher - 82-yard rush)
Scored on the first offensive series of the game:	vs. Colorado State, 2019 (Knox 24-yd pass)
Scored a two-point conversion passing:	vs. Coastal Carolina, 2017 (Cole Kelley to Jeremy Patton)
Scored a two-point conversion rushing:	at Mississippi State, 2016 (Keon Hatcher rush)
Had three players with 2 TDs in a game:	vs. Eastern Michigan, 2009 (Green - 2, Davis - 2 & Adams - 2)



## THE LAST TIME ARKANSAS . . .

### DEFENSE

Held opponent to 10 or fewer first downs: . . . vs. Florida A&M, 2017 (9)  
 Held opponent to 0 or fewer yards rushing: . . . vs. Wisconsin, 2007 (-5)  
 Held opponent to 25 or fewer yards rushing: . . . vs. New Mexico State, 2017 (11)  
 Held opponent to 50 or fewer yards rushing: . . . at Colorado State, 2018 (40)  
 Held opponent to 50 or fewer yards passing: . . . vs. Vanderbilt, 2010 (36)  
 Held opponent to 100 or fewer yards rushing: . . . vs. Portland State, 2019 (75)  
 Held opponent to 100 or fewer yards passing: . . . vs. Florida A&M, 2017 (95)  
 Held opponent to 200 or fewer yards total offense: . . . vs. Florida A&M, 2017 (175)  
 Held opponent to 250 or fewer yards total offense: . . . vs. Portland State, 2019 (230)  
 Held opponent to 300 or fewer yards total offense: . . . vs. Portland State, 2019 (230)  
 Intercepted 5+ passes: . . . vs. Florida International, 2007 (5)  
 Intercepted 4+ passes: . . . vs. Mississippi State, 2007 (4)  
 Intercepted 3+ passes: . . . vs. Portland State, 2019 (3)  
 Scored a safety: . . . vs. Toledo, 2015  
 Recorded 8+ sacks: . . . at Auburn, 2012 (8)  
 Recorded 7+ sacks: . . . at Auburn, 2012 (8)  
 Recorded 6+ sacks: . . . vs. Portland State, 2019 (6)  
 Recorded 5+ sacks: . . . vs. Portland State, 2019 (230)  
 Recorded 4+ sacks: . . . vs. Portland State, 2019 (230)  
 Had 3 players with 10+ tackles: . . . vs. LSU, 2018  
 . . . DeJon Harris (12), Dre Greenlaw (12), Santos Ramirez (10)

### SPECIAL TEAMS

Returned a punt for a TD: . . . vs. Kansas State, 2011 (Adams - 51 yards)  
 Returned two punts for TDs: . . . vs. Missouri State, 2011 (Adams - 61 yards, 69 yards)  
 Returned a blocked punt for a TD: . . . vs. Eastern Michigan, 2009 (Armbrust - 1 yard)  
 Returned a kickoff for a TD: . . . vs. Auburn, 2017 (Warren - 100)  
 Returned a game-opening kickoff for a TD: . . . vs. Northern Illinois, 2014 (Marshall - 97)  
 Returned a season-opening kickoff for a TD: . . . vs. Missouri State, 2009 (D. Johnson - 91 yards)  
 Returned a blocked FG for a TD: . . . at Mississippi State, 2004 (Brown - 76 yards)  
 Blocked one punt: . . . at Alabama, 2015 (Sprinkle)  
 Punted 10+ times: . . . at Auburn, 2016 (10)  
 Did not punt: . . . vs. Alcorn State, 2016  
 Blocked a field goal: . . . vs. Alcorn State, 2016 (Dan Skipper)  
 Had a punt blocked: . . . at Auburn, 2018 (Jordyn Peters)  
 Scored on a fake punt: . . . vs. Texas A&M, 2014 (Sam Irwin-Hill - 51 yard rush)  
 Scored on a fake field goal: . . . vs. UAB, 2014 (Sebastian Tretola 6 yard pass to Alan D'Appollonio)  
 Had a field goal blocked: . . . vs. Kansas State, 2015/16 (Marquel Bryant)  
 Blocked a PAT kick: . . . vs. Eastern Illinois, 2018 (Bumper Pool)  
 Missed a kicking PAT: . . . at Alabama, 2017 (Connor Limpert)  
 Had a kicking PAT blocked: . . . vs. Georgia, 2014 (Ray Drew)

### MISCELLANEOUS

Had 35+ first downs: . . . at Ole Miss, 2015 (35)  
 Had 30+ first downs: . . . vs. Kansas State, 2015 (30)  
 Had 25+ first downs: . . . vs. San Jose State, 2019 (26)  
 Had 20+ first downs: . . . vs. San Jose State, 2019 (26)  
 Had 20+ passing first downs: . . . vs. Mississippi State, 2015 (21)  
 Had 20+ rushing first downs: . . . at Texas Tech, 2014 (24)  
 Had 15+ penalties: . . . vs. Air Force, 1975 (17)  
 Had 10+ penalties: . . . vs. North Texas, 2018 (10)  
 Had 100+ yards in penalties: . . . vs. Texas A&M, 2011 (112)  
 Had 35 minutes+ of possession time: . . . vs. Tulsa, 2018 (35:26)  
 Was involved in an overtime game: . . . vs. Texas A&M, 2017 (L, 50-43)  
 Defeated a ranked opponent: . . . vs. No. 10 Florida, 2016 (31-10)  
 Defeated a ranked opponent on the road: . . . at No. 15 TCU, 2016 (41-38)  
 Defeated ranked opponents in consecutive games: . . . at No. 18 Ole Miss, 2015 (53-52, OT)  
 . . . at No. 9 LSU, 2015 (31-14)  
 Won game on final offensive play: . . . at Ole Miss, 2017 (34-yard field goal)  
 Zero sacks allowed in a game: . . . vs. Tulsa, 2018  
 Zero sacks allowed in consecutive games: . . . vs. Toledo, 2015  
 . . . vs. Texas Tech, 2015  
 Zero sacks allowed in three consecutive games: . . . vs. UTEP, 2015  
 . . . vs. Toledo, 2015  
 . . . vs. Texas Tech, 2015  
 Came back from 15+ points down to win: . . . at Ole Miss, 2017 (down 24 - won 38-37)  
 Recorded more points than plays: . . . vs. UT Martin, 2015 (63 points, 56 plays)

## THE LAST TIME AN ARKANSAS PLAYER...

### RUSHING

Rushed 40+ times:	DeCori Birmingham at Kentucky, 2003 (40)
Rushed 35+ times:	Michael Smith at Kentucky, 2008 (35)
Rushed 30+ times:	Alex Collins vs. Missouri, 2015 (30)
Rushed 25+ times:	Devwah Whaley at Colorado State, 2018 (26)
Rushed for 300+ yards:	Darren McFadden vs. South Carolina, 2007 (321)
Rushed for 250+ yards:	Darren McFadden vs. South Carolina, 2007 (321)
Rushed for 200+ yards:	Rawleigh Williams III at Mississippi State, 2016 (205)
Rushed for 175+ yards:	Rawleigh Williams III at Mississippi State, 2016 (205)
Rushed for 150+ yards:	Devwah Whaley at Colorado State, 2018 (165)
Rushed for 125+ yards:	Devwah Whaley at Colorado State, 2018 (165)
Rushed for 100+ yards:	Rakeem Boyd vs. Colorado State, 2019 (122)
Rushed for 100+ yards as a true freshman in his first career game:	Chase Hayden vs. Florida A&M, 2017 (120)
Rushed for 100+ yards (quarterback):	Matt Jones vs. Ole Miss, 2004 (126)
Rushed for 150+ yards in consecutive games:	Alex Collins at Texas Tech, 2015 (170)
	vs. Texas A&M, 2015 (151)
	at Tennessee, 2015 (154)
Rushed for 100+ yards in consecutive games:	Rakeem Boyd vs. Alabama, 2018 (102)
	vs. Ole Miss, 2018 (109)
Rushed for 5+ touchdowns:	Alex Collins vs. UT Martin, 2015 (5)
Rushed for 4+ touchdowns:	Rawleigh Williams III at Mississippi State, 2016 (4)
Rushed for 3+ touchdowns:	Rawleigh Williams III at Mississippi State, 2016 (4)
Rushed for 3+ touchdowns (quarterback):	Matt Jones vs. New Mexico State, 2003 (3)
Rushed for 2+ touchdowns:	Rakeem Boyd vs. Colorado State, 2019 (2)
Had three players rush for touchdowns:	Hammonds (1), Whaley (1), Cantrell (1) and Kelley (1) vs. Coastal Carolina, 2017
Had four players rush for touchdowns:	Hammonds (1), Whaley (1), Cantrell (1) and Kelley (1) vs. Coastal Carolina, 2017
Had a run of 80+ yards:	T.J. Hammonds vs. Coastal Carolina, 2017 (88)
Had a run of 70+ yards:	T.J. Hammonds vs. Coastal Carolina, 2017 (88)
Had a run of 60+ yards:	Rakeem Boyd vs. Ole Miss, 2018 (69)
Had a run of 50+ yards:	Rakeem Boyd vs. Colorado State, 2019 (59)
Had multiple players with a run of 50+ yards:	Rawleigh Williams III (72) & Devwah Whaley (50) at Mississippi State, 2016

### PASSING

Passed for 500+ yards:	Tyler Wilson vs. Texas A&M, 2011 (510)
Passed for 450+ yards:	Tyler Wilson vs. Texas A&M, 2011 (510)
Passed for 400+ yards:	Austin Allen vs. Alabama, 2016 (400)
Passed for 350+ yards:	Nick Starkel vs. San Jose State, 2019 (356)
Passed for 300+ yards:	Nick Starkel vs. San Jose State, 2019 (356)
Passed for 250+ yards:	Nick Starkel vs. San Jose State, 2019 (356)
Passed for 200+ yards:	Nick Starkel vs. San Jose State, 2019 (356)
Attempted 50+ passes:	Nick Starkel vs. San Jose State, 2019 (50)
Attempted 45+ passes:	Nick Starkel vs. San Jose State, 2019 (50)
Attempted 35+ passes:	Nick Starkel vs. San Jose State, 2019 (50)
Attempted 30+ passes:	Nick Starkel vs. San Jose State, 2019 (50)
Completed 25+ passes:	Nick Starkel vs. San Jose State, 2019 (28)
Completed 20+ passes:	Nick Starkel vs. San Jose State, 2019 (28)
Threw 4+ touchdown passes:	Brandon Allen vs. Mississippi State, 2015 (7)
Threw 3+ touchdown passes:	Nick Starkel vs. San Jose State, 2019 (3)
Threw 2+ touchdown passes:	Nick Starkel vs. Colorado State, 2019 (3)
Threw 2+ touchdown passes in consecutive games:	Austin Allen vs. Texas A&M, 2017 (2)
	vs. New Mexico State, 2017 (3)
Threw 5+ interceptions:	Nick Starkel vs. San Jose State, 2019 (5)
Threw 4+ interceptions:	Nick Starkel vs. San Jose State, 2019 (5)
Threw 3+ interceptions:	Nick Starkel vs. San Jose State, 2019 (5)
Completed pass for 90+ yards:	Matt Jones at Tennessee, 2002 (92)
Completed pass for 80+ yards:	Tyler Wilson vs. Rutgers, 2012 (80)
Completed pass for 70+ yards:	Austin Allen vs. Texas State, 2016 (73)
Completed pass for 60+ yards:	Nick Starkel vs. San Jose State, 2019 (62)
Completed pass for 50+ yards:	Nick Starkel vs. San Jose State, 2019 (62)

### RECEIVING

Caught 10+ passes:	Cobi Hamilton vs. LSU, 2012 (10)
Caught 9+ passes:	Drew Morgan at Ole Miss, 2015 (9)
Caught 8+ passes:	Trey Knox vs. San Jose State, 2019 (8)
Caught 7+ passes:	Trey Knox vs. San Jose State, 2019 (8)
Caught 10+ passes in consecutive games:	Cobi Hamilton vs. Tulsa, 2012 (11)
	vs. Ole Miss, 2012 (12)
Had 300+ yards receiving:	Cobi Hamilton vs. Rutgers, 2012 (303)
Had 200+ yards receiving:	Cobi Hamilton vs. Rutgers, 2012 (303)
Had 175+ yards receiving:	Cobi Hamilton vs. Tulsa, 2012 (177)
Had 150+ yards receiving:	Drew Morgan vs. Texas A&M, 2015 (155)
Had 100+ yards receiving:	Mike Woods vs. San Jose State, 2019 (115)
Had 100+ yards receiving in consecutive games:	Jordan Jones vs. Missouri, 2017 (122)
	vs. Eastern Illinois, 2018 (132)
Had 100+ yards receiving (tight end):	Hunter Henry vs. Mississippi State, 2015 (129)
Caught 3+ TD passes:	Jeremy Sprinkle vs. Mississippi State, 2015 (3)
Caught 2+ TD passes:	Cheyenne O'Grady vs. LSU, 2018 (2)
Caught 2+ TD passes (tight end):	Cheyenne O'Grady vs. LSU, 2018 (2)
2+ tight ends caught TD passes:	Hunter Henry (2) & Jeremy Sprinkle (3) vs. Mississippi State, 2015

### TOTAL OFFENSE

Had 450+ yards total offense:	Tyler Wilson vs. Texas A&M, 2011 (481)
Had 400+ yards total offense:	Brandon Allen vs. Mississippi State, 2015 (411)
Had 350 yards+ total offense:	Nick Starkel vs. San Jose State, 2019 (364)
Had 300 yards+ total offense:	Nick Starkel vs. San Jose State, 2019 (364)
Had 100 yards both passing and rushing:	Matt Jones vs. Ole Miss, 2004 (Rushing - 126, Passing - 108)

### SCORING

Accounted for 5+ touchdowns:	Rawleigh Williams III at Mississippi State, 2016 (5)
Accounted for 4+ touchdowns:	Ty Storey vs. Eastern Illinois, 2018 (4)
Accounted for 3+ touchdowns:	Nick Starkel vs. San Jose State, 2019 (3)
Scored 4+ touchdowns:	Rawleigh Williams III at Mississippi State, 2016 (5)
Scored 3+ touchdowns:	Rawleigh Williams III at Mississippi State, 2016 (5)
Scored 2+ touchdowns:	Rakeem Boyd vs. Colorado State, 2019 (2)
Multiple players score 2+ touchdowns:	Chase Hayden (2) and Jonathan Nance (2) vs. New Mexico State, 2017

### DEFENSE

Intercepted 3+ passes:	Michael Grant vs. Louisiana-Monroe, 2006 (3)
Intercepted 2+ passes:	Dre Greenlaw vs. Texas A&M, 2018 (2)
Recovered 2+ fumbles:	Chevin Calloway vs. Eastern Illinois, 2018 (2)
Forced 2+ fumbles:	McTelvin Agim at Colorado State, 2018 (2)
Recorded 5+ sacks:	Wayne Martin vs. Ole Miss, 1988 (5.0)
Recorded 3+ sacks:	Chris Smith vs. Southern Miss, 2013 (3.0-22)
Recorded 2+ sacks:	McTelvin Agim, Kamren Curl vs. Portland State, 2018 (2.0-9, 2.0-9)
Recorded 5+ tackles for loss:	Jermaine Brooks vs. Auburn, 2001 (5-16)
Recorded 3+ tackles for loss:	McTelvin Agim vs. Tulsa, 2018 (3.5-18)
Recorded 20+ tackles:	Jerry Franklin at Mississippi State, 2010 (20)
Recorded 10+ tackles:	Santos Ramirez at Mississippi State, 2018 (10)
Recorded 10+ tackles in back-to-back games:	Santos Ramirez vs. LSU (10)
	at Mississippi State (11)
Recorded 10+ tackles in three straight games:	DeJon Harris vs. Texas A&M, 2018 (16)
	vs. Alabama, 2018 (11)
	vs. Ole Miss, 2018 (13)
Recorded 15+ tackles in back-to-back games:	Tony Bua vs. Kentucky, 2003 (15)
	vs. South Carolina, 2003 (19)
Recorded 15+ tackles twice in one season:	Brooks Ellis vs. Alabama, 2015 (15)
	vs. Mississippi State, 2015 (15)
Returned an interception for a touchdown:	Santos Ramirez vs. Florida, 2016
Returned a fumble for a touchdown:	LaDarius Bishop (24) vs. Colorado State, 2019

### SPECIAL TEAMS

Scored 10+ points kicking:	Connor Limpert vs. Colorado State, 2019 (13)
Made 5+ field goals:	Kendall Trainor vs. Texas A&M, 1988 (5)
Made 4+ field goals:	Connor Limpert vs. Ole Miss, 2018 (4)
Made two field goals of 50+ yards:	Steve Little vs. Oklahoma State, 1976 (53 & 57)
Made one field goal of 50+ yards:	Connor Limpert vs. Colorado State, 2019 (54)
Kicked a punt of 70+ yards:	Sam Irwin-Hill vs. South Carolina, 2013 (79)
Kicked a punt of 60+ yards:	Reid Bauer vs. Ole Miss, 2018 (64)
Punted 10+ times:	Toby Baker at Auburn, 2016 (10)
Totaled 175+ kick return yards:	DeCori Birmingham vs. Alabama, 2002 (197)
Totaled 150+ kick return yards:	Dennis Johnson at Texas, 2008 (150)
Totaled 100+ kick return yards:	De'Vion Warren at Coastal Carolina, 2017 (104)
Totaled 50+ punt return yards:	D.J. Dean vs. Nicholls, 2014 (94)

## THE LAST TIME AN OPPONENT ...

### RUSHING

Had 500+ yards rushing:	at Auburn, 2016 (543)
Had 400+ yards rushing:	at Auburn, 2016 (543)
Had 300+ yards rushing:	Auburn, 2017 (345)
Had 200+ yards rushing:	Colorado State, 2019 (220)
Had 70+ rushing attempts:	at Mississippi State, 2010 (70)
Had 60+ rushing attempts:	Missouri, 2017 (60)
Had 50+ rushing attempts:	at Ole Miss, 2019 (53)
Had 7+ rushing TDs:	at Auburn, 2016 (7)
Had 6+ rushing TDs:	at Auburn, 2016 (7)
Had 5+ rushing TDs:	Auburn, 2017 (5)
Had 4+ rushing TDs:	Vanderbilt, 2018 (4)

### PASSING

Had 500+ yards passing:	Mississippi State, 2015 (508)
Had 400+ yards passing:	San Jose State, 2019 (402)
Had 300+ yards passing:	San Jose State, 2019 (402)
Had 200+ yards passing:	San Jose State, 2019 (402)
Had 60+ pass attempts:	Louisiana-Monroe, 2012 (68)
Had 50+ pass attempts:	at Colorado State, 2018 (50)
Had 40+ pass attempts:	San Jose State, 2019 (49)
Had 30+ pass attempts:	San Jose State, 2019 (49)
Had 40+ pass completions:	Louisiana-Monroe, 2012 (42)
Had 30+ pass completions:	San Jose State, 2019 (32)
Had 25+ pass completions:	San Jose State, 2019 (32)
Had 20+ pass completions:	San Jose State, 2019 (32)
Had 5+ passing TDs:	at Mississippi State, 2018 (5)
Had 4+ passing TDs:	at Mississippi State, 2018 (5)
Had 3+ passing TDs:	at Mississippi State, 2018 (5)

### RECEIVING

Had two players with 100-yards receiving in a game:	Alabama, 2018 (Jerry Jeudy, 135 - Irv Smith Jr., 123)
Had 4+ players catch 5+ passes:	at TCU, 2016 (Kyle Hicks - 8, K. Turpin - 7, Ty Slanina - 7 & Desmond White - 5)
Had 3+ players catch 5+ passes:	Missouri, 2017 (J'Mon Moore - 10, Al Okwuegbunam - 5, Nate Brown - 5)
Had 10+ players catch a pass:	UT Martin, 2015 (10)
Had 8+ players catch a pass:	San Jose State, 2019 (9)

### TOTAL OFFENSE

Had 700+ yards total offense:	at Southern California, 2005 (736)
Had 650+ yards total offense:	Missouri, 2017 (696)
Had 600+ yards total offense:	Ole Miss, 2018 (611)
Had 550+ yards total offense:	Ole Miss, 2018 (611)
Had 500+ yards total offense:	San Jose State, 2019 (503)
Had 400+ yards total offense:	San Jose State, 2019 (503)
Had 100+ plays total offense:	Missouri, 2017 (102)
Had 90+ plays total offense:	Missouri, 2017 (102)
Had 80+ plays total offense:	Eastern Illinois, 2018 (81)
Had 75+ plays total offense:	vs. North Texas, 2018 (75)

### SCORING

Scored 70+ points:	at Southern California, 2005 (70)
Scored 60+ points:	Alabama, 2018 (65)
Scored 50+ points:	at Mississippi State, 2018 (52)
Scored 40+ points:	at Mississippi State, 2018 (52)
Scored 30+ points:	San Jose State, 2019 (31)
Scored a two-point conversion rushing:	at LSU, 2007
Scored a two-point conversion passing:	at Colorado State, 2018
Failed on a two-point conversion attempt:	vs. Texas A&M, 2017

### TURNOVERS

Had 5+ fumbles:	Eastern Illinois, 2018 (6, lost 5)
Had 4+ fumbles lost:	Eastern Illinois, 2018 (5)
Had 3+ fumbles lost:	Eastern Illinois, 2018 (5)
Committed 5+ turnovers:	Eastern Illinois, 2018 (5)
Did not commit a turnover:	Vanderbilt, 2018
Intercepted 8+ Arkansas passes:	at SMU, 1951 (8)
Intercepted 7+ Arkansas passes:	at SMU, 1951 (8)
Intercepted 6+ Arkansas passes:	North Texas, 2018 (6)
Intercepted 5+ Arkansas passes:	San Jose State, 2019 (5)
Intercepted 4+ Arkansas passes:	San Jose State, 2019 (5)
Intercepted 3+ Arkansas passes:	San Jose State, 2019 (5)
Returned an interception for a touchdown:	Alabama, 2018
Returned a fumble for a touchdown:	at Missouri, 2018

### DEFENSE

Held Arkansas to 10 or fewer first downs:	at Alabama, 2015 (10)
Recorded 9+ sacks:	Oklahoma, 2001 (9.0-55)
Recorded 8+ sacks:	Oklahoma, 2001 (9.0-55)
Recorded 7+ sacks:	Alabama, 2016 (7.0-53)
Recorded 6+ sacks:	vs. Auburn, 2017 (6.0-34)
Scored a safety:	at Auburn, 2008
Held Arkansas to 50 or fewer yards rushing:	LSU, 2018 (16)
Held Arkansas to 25 or fewer yards rushing:	LSU, 2018 (16)
Held Arkansas to 100 or fewer yards passing:	at Texas Tech, 2014 (61)
Held Arkansas to 50 or fewer yards passing:	South Carolina, 2013 (30)
Held Arkansas to 300 or less yards total offense:	at Missouri, 2018 (187)
Held Arkansas to 200 or less yards total offense:	at Missouri, 2018 (187)
Held Arkansas to 100 or fewer yards both rushing & passing:	Alabama, 2012 (Rush - 58, Pass - 79)

### SPECIAL TEAMS

Returned a punt for a TD:	North Texas, 2018
Returned a kickoff for a TD:	vs. Texas A&M, 2018
Punted 10+ times:	Chattanooga, 2007 (12)
Punted 10+ times in consecutive games:	North Texas, 2007 (10)
Did not punt:	Chattanooga, 2007 (12)
Missed a kicking PAT:	Alabama, 2018
Missed two kicking PATs:	Eastern Illinois, 2018
Blocked a field goal:	at LSU, 2017
Blocked a punt:	Kansas State, 2015
	at Auburn, 2018

### MISCELLANEOUS

Had 30+ first downs:	Ole Miss, 2018 (32)
Had 10+ penalties:	Portland State, 2019 (10)
Had 100+ yards in penalties:	North Texas, 2018 (102)
Had 35+ minutes of possession time:	LSU, 2018 (35:47)
Had two 100-yard rushers and one 100-yard receiver:	Texas A&M, 2017 (Kellen Mond - 109 rushing, Keith Ford - 102 rushing & Christian Kirk - 110 receiving)
Had one 100-yard rusher and one 100-yard receiver:	at Ole Miss, 2019 (Scottie Phillips - 143 rushing & Elijah Moore - 130 receiving)
Had one 100-yard rusher and two 100-yard receivers:	Alabama, 2018 (Damien Harris - 111 rushing, Jerry Jeudy - 135 receiving & Irv Smith Jr. - 123 receiving)



## LAST TIME AN INDIVIDUAL OPPONENT . . .

### INDIVIDUAL RUSHING

Rushed 40+ times:	Travis Stephens (41), Tennessee (2001)
Rushed 35+ times:	Ish Witter (39), Missouri (2017)
Rushed 30+ times:	Ish Witter (39), Missouri (2017)
Rushed for 200+ yards:	Derrius Guice (252), LSU (2016)
Rushed for 175+ yards:	Marvin Kinsey (180), Colorado State (2019)
Rushed for 150+ yards:	Marvin Kinsey (180), Colorado State (2019)
Rushed for 125+ yards:	Marvin Kinsey (180), Colorado State (2019)
Rushed for 100+ yards:	Marvin Kinsey (180), Colorado State (2019)
Rushed for 4+ touchdowns:	Nick Fitzgerald (4), Mississippi State (2016)
Rushed for 3+ touchdowns:	Ke'Shawn Vaughn (3), vs. Vanderbilt (2018)
Had a run of 80+ yards:	Johnathon Johnson (82), Missouri (2016)
Had a run of 70+ yards:	Marvin Kinsey (75), Colorado State (2019)
Had a run of 60+ yards:	Marvin Kinsey (75), Colorado State (2019)
Had a run of 50+ yards:	Marvin Kinsey (75), Colorado State (2019)

### INDIVIDUAL PASSING

Passed for 500+ yards:	Dak Prescott (508), Mississippi State (2015)
Passed for 450+ yards:	Dak Prescott (508), Mississippi State (2015)
Passed for 400+ yards:	Josh Love (402), San Jose State (2019)
Passed for 300+ yards:	Josh Love (402), San Jose State (2019)
Attempted 60+ passes:	Kolton Browning (67), Louisiana-Monroe (2012)
Attempted 50+ passes:	Kenny Hill (56), TCU (2016)
Attempted 40+ passes:	Josh Love (49), San Jose State (2019)
Completed 40+ passes:	Kolton Browning (42), Louisiana-Monroe (2012)
Completed 30+ passes:	Josh Love (32), San Jose State (2019)
Completed 20+ passes:	Josh Love (32), San Jose State (2019)
Threw 5+ touchdown passes:	Drew Lock (5), Missouri (2017)
Threw 4+ touchdown passes:	Nick Fitzgerald (4), at Mississippi State (2018)
Threw 3+ touchdown passes:	Nick Fitzgerald (4), at Mississippi State (2018)
Completed a pass for 90+ yards:	Trevor Knight (92), Texas A&M (2016)
Completed a pass for 80+ yards:	Kellen Mond (81), Texas A&M (2017)
Completed a pass for 70+ yards:	Patrick O'Brien (75), Colorado State (2019)
Completed a pass for 60+ yards:	Patrick O'Brien (75), Colorado State (2019)

### INDIVIDUAL RECEIVING

Caught 15+ passes:	Willie Gosha (17), Auburn (1995)
Caught 10+ passes:	Tre Walker (12), San Jose State (2019)
Caught 7+ passes:	Tre Walker (12), San Jose State (2019)
Had 200+ yards receiving:	Jamaye Smith (208), Mississippi State (2007)
Had 150+ yards receiving:	Emanuel Hall (153), at Missouri (2018)
Had 100+ yards receiving:	Tre Walker (161), San Jose State (2019)
Caught 3+ TD passes:	A. Hollins (3), Eastern Illinois (2018)
Caught 2+ TD passes:	Elijah Moore (2), at Ole Miss (2019)

### INDIVIDUAL TOTAL OFFENSE

Had 400+ yards total offense:	Jordan Ta'amu (528; Pass - 387, Rush - 141), Ole Miss (2018)
Had 300+ yards total offense:	Josh Love (393; Pass - 402, Rush - (-9)), San Jose State (2019)
Had 100 yards both passing and rushing:	Jordan Ta'amu (528; Pass - 387, Rush - 141), Ole Miss (2018)

### INDIVIDUAL SCORING

Accounted for 6+ touchdowns:	Nick Fitzgerald (Mississippi State), 2016 (6)
Accounted for 5+ touchdowns:	Nick Fitzgerald (Mississippi State), 2018 (5)
Accounted for 4+ touchdowns:	Nick Fitzgerald (Mississippi State), 2018 (5)
Scored 4+ touchdowns:	Peyton Barber (Auburn), 2015 (4)
Scored 3+ touchdowns:	Derrius Guice (3), LSU (2017)

### INDIVIDUAL DEFENSE

Intercepted 3+ passes:	Minkah Fitzpatrick (3), Alabama (2016)
Intercepted 2+ passes:	Bobby Brown II (2), San Jose State (2019)
Recorded 3+ sacks:	Jordan Elliott (3.0), at Missouri (2018)
Recorded 2+ sacks:	Jordan Elliott (3.0), at Missouri (2018)

### SPECIAL TEAMS

Kicked 5+ field goals:	Dan Nystrom (5-5), Minnesota (2002)
Kicked four field goals:	Wyatt Bryan (4-4), at Colorado State (2018)
Returned a punt for a TD:	Keegan Brewer, North Texas (2018)
Returned a kick for a TD:	Jashaun Corbin, vs. Texas A&M (2018)

# GAME 5: TEXAS A&M

## ARKANSAS BIG PLAYS FROM SCRIMMAGE

Opponent	Rushing					Passing			
	10-19	20-29	30-39	40-49	50+	20-29	30-39	40-49	50+
Portland State	6	1	0	0	0	2	1	0	0
at Ole Miss	4	0	0	0	0	3	1	2	0
Colorado State	2	2	0	0	1	3	1	0	1
San Jose State	4	0	0	0	0	1	1	1	1
vs. Texas A&M									
at Kentucky									
Auburn									
at Alabama									
Mississippi State									
WKU									
at LSU									
Missouri									
<b>TOTAL</b>	<b>16</b>	<b>3</b>	<b>0</b>	<b>0</b>	<b>1</b>	<b>9</b>	<b>4</b>	<b>3</b>	<b>2</b>

## OPPONENT BIG PLAYS FROM SCRIMMAGE

Opponent	Rushing					Passing			
	10-19	20-29	30-39	40-49	50+	20-29	30-39	40-49	50+
Portland State	2	2	0	0	0	0	1	0	0
at Ole Miss	3	4	0	0	0	4	0	1	0
Colorado State	1	0	0	0	1	1	1	0	1
San Jose State	4	1	0	0	0	3	1	0	1
vs. Texas A&M									
at Kentucky									
Auburn									
at Alabama									
Mississippi State									
WKU									
at LSU									
Missouri									
<b>TOTAL</b>	<b>10</b>	<b>7</b>	<b>0</b>	<b>0</b>	<b>1</b>	<b>8</b>	<b>3</b>	<b>1</b>	<b>2</b>

## FIRST DOWN GAME LOG

Arkansas					Opponents				
Opponent	Rush	Pass	Penalty	Total	Opponent	Rush	Pass	Penalty	Total
Portland State	12	11	3	26	Portland State	5	7	4	16
at Ole Miss	5	12	1	18	at Ole Miss	11	10	2	23
Colorado State	8	13	2	23	Colorado State	10	6	2	18
San Jose State	7	16	3	26	San Jose State	5	19	3	27
vs. Texas A&M					vs. Texas A&M				
at Kentucky					at Kentucky				
Auburn					Auburn				
at Alabama					at Alabama				
Mississippi State					Mississippi State				
WKU					WKU				
at LSU					at LSU				
Missouri					Missouri				
<b>TOTAL</b>	<b>32</b>	<b>52</b>	<b>9</b>	<b>93</b>	<b>TOTAL</b>	<b>31</b>	<b>42</b>	<b>11</b>	<b>84</b>

## TURNOVER CHART

Takeaways					Giveaways				
Opponent	Fumbles	Interceptions	Total	Pts Off	Fumbles	Interceptions	Total	Points Off	Margin
Portland State	0	3	3	0	0	1	1	0	+2
at Ole Miss	2	0	2	0	1	0	1	0	+1
Colorado State	2	0	2	10	1	0	1	7	+1
San Jose State	0	1	1	0	0	5	5	7	-4
vs. Texas A&M									
at Kentucky									
Auburn									
at Alabama									
Mississippi State									
WKU									
at LSU									
Missouri									
<b>TOTAL</b>	<b>4</b>	<b>4</b>	<b>8</b>	<b>10</b>	<b>2</b>	<b>6</b>	<b>8</b>	<b>14</b>	<b>0</b>

# GAME 5: TEXAS A&M

## DRIVE SUPERLATIVES

### Longest Drive

By No. of Plays

By No. of Yards

By Time of Possession

### Arkansas

14 (56 yards, 5:57) vs. San Jose State, Downs

82 (11 plays, 3:34) vs. Colorado State, TD

5:57 (14 plays, 56 yards) vs. San Jose State, Downs

### Opponents

15 (72 yards, 7:22) vs. Colorado State, FG

85 (13 plays, 4:35) at Ole Miss, TD

7:22 (15 plays, 72 yards) vs. Colorado State, FG

### Shortest Drive

By No. of Plays

By No. of Yards

By Time of Possession

### Arkansas

14x (0 yards, 0:09) vs. San Jose State, INT

-2 (1 play, 0:40) vs. Colorado State, End of Game

0:04 (1 play, -1 yards) vs. Colorado State, End of Half

### Opponents

1 (0 yards, 0:08) vs. Portland State, INT

-18 (3 plays, 2:51) vs. Colorado State, Punt

0:08 (1 play, 0 yards) vs. Portland State, INT

### Scoring Drive Breakdown

Yardage	ARKANSAS		OPPONENT	
	TD	FG	TD	FG
No drive	2	-	-	-
Neg. Yards	-	-	-	-
0-9	-	-	-	-
10-19	-	-	-	-
20-29	-	2	1	-
30-39	-	2	-	1
40-49	-	-	1	3
50-59	-	1	-	1
60-69	3	1	1	-
70-79	5	-	9	1
80-89	4	-	1	-
90-99	-	-	-	-
<b>TOTALS</b>	<b>14</b>	<b>6</b>	<b>13</b>	<b>6</b>

### Game-Opening Drives

OPP	ARKANSAS			OPPONENTS		
	PTS	ISTS	YDS	PTS	ISTS	YDS
Portland St.	3	3	54	3	1	42
at Ole Miss	0	0	3	0	0	7
Colorado St.	7	3	75	7	1	75
San Jose St.	0	0	5	7	3	75
vs. Texas A&M						
at Kentucky						
Auburn						
at Alabama						
Mississippi St.						
WKU						
at LSU						
Missouri						
<b>TOTALS</b>	<b>10</b>	<b>6</b>	<b>137</b>	<b>17</b>	<b>5</b>	<b>199</b>

### Second Half-Opening Drives

OPP	ARKANSAS			OPPONENTS		
	PTS	ISTS	YDS	PTS	ISTS	YDS
Portland St.	0	1	20	0	2	9
at Ole Miss	0	0	9	0	1	29
Colorado St.	7	4	75	3	5	72
San Jose St.	0	2	44	0	2	37
vs. Texas A&M						
at Kentucky						
Auburn						
at Alabama						
Mississippi St.						
WKU						
at LSU						
Missouri						
<b>TOTALS</b>	<b>7</b>	<b>7</b>	<b>148</b>	<b>3</b>	<b>10</b>	<b>147</b>

### Three & Out Drives

	ARKANSAS	OPPONENT
	THREE-&-OUTS/DRIVES	THREE-&-OUTS/DRIVES
Portland State	1/12 (8.3%)	2/11 (18.2%)
at Ole Miss	3/12 (25.0%)	2/14 (14.3%)
Colorado State	3/15 (20.0%)	6/15 (40.0%)
San Jose State	3/14 (21.4%)	2/15 (13.3%)
vs. Texas A&M		
at Kentucky		
Auburn		
at Alabama		
Mississippi State		
WKU		
at LSU		
Missouri		
<b>TOTALS</b>	<b>10/53 (21.4%)</b>	<b>12/55 (21.8%)</b>

## ARKANSAS DRIVE CHARTS

### Portland State

Qtr.	Time	Start	Pl-Yds	TOP	Result
1st	13:09	AR30	9-24	3:29	*FIELD GOAL
1st	07:31	AR36	10-64	4:15	*TOUCHDOWN
2nd	14:07	AR27	3-2	1:38	punt
2nd	09:10	AR20	10-40	5:33	punt
2nd	02:46	PS18	3-4	1:23	interception
2nd	00:34	AR35	4-49	0:34	end of half
3rd	15:00	AR35	5-20	2:06	punt
3rd	08:38	AR44	4-19	1:13	punt
3rd	07:17	AR33	12-67	4:57	*TOUCHDOWN
3rd	00:53	AR29	12-63	5:09	*FIELD GOAL
4th	04:14	AR25	6-40	3:10	punt
4th	00:11	PS38	1-(-2)	0:11	end of half

### at Ole Miss

Qtr.	Time	Start	Pl-Yds	TOP	Result
1st	14:21	AR31	3-3	1:05	punt
1st	08:34	AR19	8-33	3:48	punt
1st	02:08	AR38	6-12	3:06	punt
2nd	11:30	AR45	7-36	3:11	*FIELD GOAL
2nd	06:34	AR09	3-0	1:04	punt
2nd	02:18	AR27	7-48	1:28	missed fg
3rd	14:56	AR12	3-9	2:38	punt
3rd	09:31	RA27	9-44	3:58	downs
3rd	02:33	AR17	5-41	1:44	fumble
4th	11:09	AR25	6-10	2:01	punt
4th	05:58	AR41	5-39	1:00	downs
4th	03:27	AR19	7-81	2:06	*TOUCHDOWN

## OPPONENT DRIVE CHARTS

### Portland State

Qtr.	Time	Start	Pl-Yds	TOP	Result
1st	15:00	PS25	6-42	1:51	*FIELD GOAL
1st	09:40	PS25	3-(-2)	2:09	punt
1st	03:16	PS25	11-45	4:09	*FIELD GOAL
2nd	12:29	PS35	6-24	3:19	punt
2nd	03:37	PS20	3-(-2)	0:51	interception
2nd	01:23	PS22	4-15	0:49	punt
3rd	12:54	PS12	8-9	4:16	punt
3rd	07:25	PS20	1-0	0:08	interception
3rd	02:20	PS25	3-8	1:27	punt
4th	10:44	PS25	14-75	6:30	*TOUCHDOWN
4th	01:04	PS03	4-26	0:53	interception

### at Ole Miss

Qtr.	Time	Start	Pl-Yds	TOP	Result
1st	15:00	OM25	3-7	0:39	punt
1st	13:16	OM15	13-85	4:35	*TOUCHDOWN
1st	04:46	OM24	7-38	2:38	downs
2nd	14:02	OM15	6-23	2:32	punt
2nd	08:19	OM25	5-17	1:45	punt
2nd	05:30	AR47	7-31	3:06	*FIELD GOAL
2nd	00:50	OM25	2-9	0:50	half
3rd	12:18	OM44	7-29	2:47	fumble
3rd	05:33	OM29	8-71	2:59	*TOUCHDOWN
3rd	00:49	OM42	5-27	2:18	fumble
4th	13:26	OM26	5-74	2:17	*TOUCHDOWN
4th	09:08	OM34	5-66	3:05	*TOUCHDOWN
4th	04:58	OM20	3-9	1:31	punt
4th	01:21	AR44	2-(-3)	1:21	half



# GAME 5: TEXAS A&M

## AP POLL

As of Sept. 22, 2019

Rank	Team	Record	Points	Previous
1	Clemson (55)	4-0	1543	-
2	Alabama (6)	4-0	1485	-
3	Georgia (1)	4-0	1400	-
4	LSU	4-0	1344	-
5	Ohio State	4-0	1288	6
6	Oklahoma	3-0	1283	5
7	Auburn	4-0	1169	8
8	Wisconsin	3-0	1071	13
9	Florida	4-0	1022	-
10	Notre Dame	2-1	989	7
11	Texas	3-1	968	12
12	Penn State	3-0	848	13
13	Oregon	3-1	839	16
14	Iowa	3-0	714	18
15	California	4-0	547	23
16	Boise State	4-0	524	20
17	Washington	3-1	498	22
18	Virginia	4-0	430	21
19	Utah	3-1	426	10
20	Michigan	2-1	287	11
21	USC	3-1	257	NR
22	UCF	3-1	252	15
23	Texas A&M	2-2	233	17
24	Kansas State	3-0	230	NR
25	Michigan State	3-1	104	NR

Others receiving votes: Wake Forest 73, Oklahoma State 57, SMU 55, Army 46, Memphis 42, Iowa State 31, Appalachian State 24, Washington State 21, Mississippi State 14, Missouri 14, Pittsburgh 6, Minnesota 5, Arizona State 5, Colorado 5, Tulane 1

Dropped from rankings: Washington State 19, Arizona State 24, TCU 25

## AMWAY COACHES POLL

As of Sept. 22, 2019

Rank	Team	Record	Points	Previous
1	Clemson (62)	4-0	1622	-
2	Alabama (2)	4-0	1558	-
3	Georgia (1)	4-0	1475	-
4	Oklahoma	3-0	1388	-
5	LSU	4-0	1378	-
6	Ohio State	4-0	1335	-
7	Auburn	4-0	1198	9
8	Florida	4-0	1138	-
9	Wisconsin	3-0	1100	14
10	Notre Dame	2-1	980	7
11	Penn State	3-0	964	12
12	Texas	3-1	959	13
13	Oregon	3-1	816	17
14	Iowa	3-0	778	18
15	Boise State	4-0	558	20
16	California	4-0	505	23
17	Washington	3-1	485	21
18	Virginia	4-0	450	22
19	Utah	3-1	445	11
20	Michigan	2-1	389	10
21	Texas A&M	2-2	270	15
22	Kansas State	3-0	262	25
23	UCF	3-1	233	16
24	Wake Forest	4-0	143	NR
25	USC	3-1	130	NR

Others receiving votes: Memphis 109, Washington State 83, Michigan State 82, SMU 63, Oklahoma State 51, Army 45, Mississippi State 34, Appalachian State 27, Colorado 12, Minnesota 9, Utah State 9, Tulane 8, Iowa State 7, Nebraska 7, Arizona State 6, TCU 5, Navy 4, Duke 3, Arizona 1, Hawai'i 1

Dropped from rankings: Washington State 19, Arizona State 24

## ARKANSAS DRIVE CHARTS

### Colorado State

Qtr.	Time	Start	Pl-Yds	TOP	Result
1st	14:42	AR25	5-75	1:42	*TOUCHDOWN
1st	11:28	AR18	11-82	3:34	*TOUCHDOWN
1st	06:19	AR25	2-75	0:20	*TOUCHDOWN
1st	03:27	AR36	6-28	2:25	*FIELD GOAL
2nd	14:54	CS38	9-34	3:13	*FIELD GOAL
2nd	09:55	AR34	2-6	0:29	fumble
2nd	07:31	AR30	3-4	1:20	punt
2nd	04:41	AR30	5-14	2:00	punt
2nd	00:04	AR25	1-(-1)	0:04	end of half
3rd	15:00	AR25	8-75	1:53	*TOUCHDOWN
3rd	05:45	AR25	3-6	1:35	punt
3rd	02:26	AR25	3-5	1:56	punt
4th	11:35	AR32	9-68	2:43	*TOUCHDOWN
4th	07:42	AR26	4-74	2:10	*TOUCHDOWN
4th	00:40	AR39	1-(-2)	0:40	end of game

### San Jose State

Qtr.	Time	Start	Pl-Yds	TOP	Result
1st	12:44	AR36	3-5	1:16	punt
1st	10:14	AR34	10-60	3:25	downs
1st	02:25	AR28	4-72	1:18	*TOUCHDOWN
1st	00:32	AR34	3-11	0:47	interception
2nd	14:18	AR21	14-56	5:57	downs
2nd	06:09	AR26	3-4	1:15	punt
2nd	01:06	AR25	6-30	0:57	interception
3rd	15:00	AR25	7-44	2:17	interception
3rd	10:45	AR50	7-42	2:19	interception
3rd	07:01	AR45	6-26	2:00	*FIELD GOAL
3rd	01:19	AR20	9-80	3:09	*TOUCHDOWN
4th	10:31	AR20	3-7	1:22	punt
4th	05:51	AR20	7-80	2:55	*TOUCHDOWN
4th	01:13	AR27	1-0	0:09	interception

## OPPONENT DRIVE CHARTS

### Colorado State

Qtr.	Time	Start	Pl-Yds	TOP	Result
1st	15:00	CS25	2-75	0:18	*TOUCHDOWN
1st	13:00	CS25	3-8	1:32	punt
1st	07:54	CS19	3-5	1:35	punt
1st	05:59	CS25	5-75	2:32	*TOUCHDOWN
1st	01:02	CS25	3-13	1:08	fumble
2nd	11:41	CS25	3-(-6)	1:46	punt
2nd	09:26	AR40	5-40	1:55	*FIELD GOAL
2nd	06:11	CS25	3-7	1:30	punt
2nd	02:41	CS20	10-52	2:37	*FIELD GOAL
3rd	13:07	CS25	15-72	7:22	*FIELD GOAL
3rd	04:10	CS28	3-72	1:44	*TOUCHDOWN
3rd	00:30	CS32	8-36	3:55	missed fg
4th	08:52	CS25	3-4	1:10	punt
4th	05:32	CS25	5-0	2:01	fumble
4th	03:31	CS32	3-(-18)	2:51	punt

### San Jose State

Qtr.	Time	Start	Pl-Yds	TOP	Result
1st	15:00	SJ25	7-75	2:16	*TOUCHDOWN
1st	11:28	SJ15	3-7	1:14	punt
1st	06:49	SJ25	9-66	4:24	missed fg
1st	01:07	SJ15	2-2	0:35	interception
2nd	14:45	SJ25	2-28	0:27	*TOUCHDOWN
2nd	08:21	SJ15	7-47	2:12	*FIELD GOAL
2nd	04:54	SJ25	9-79	3:48	*TOUCHDOWN
2nd	00:09	SJ15	2-4	0:09	end of half
3rd	12:43	SJ25	7-37	1:58	downs
3rd	08:26	SJ15	3-(-3)	1:25	punt
3rd	05:01	SJ25	6-35	3:42	punt
4th	13:10	SJ15	6-29	2:39	punt
4th	09:09	SJ25	5-22	3:18	punt
4th	02:56	SJ15	5-75	1:43	*TOUCHDOWN
4th	01:04	SJ30	2-(-3)	1:04	end of game

# GAME 5: TEXAS A&M

## ALPHABETICAL ROSTER

No.	Name	Pos.
68	Kirby Adcock	OL
3	McTelvin Agim	DL
44	Jermarcus Arnold	RB
84	Peyton Ausley	WR
28	Reid Bauer	P
86	Jamario Bell	DL
35	Matt Berry	DB
24	LaDarrius Bishop	DB
15	Simeon Blair	DB
9	Greg Brooks Jr.	DB
5	Rakeem Boyd	RB
34	Martaveous Brown	DB
21	Montaric Brown	DB
16	Treyton Burks	WR
23	Devin Bush	CB
54	Austin Capps	OL
91	Taurean Carter	DL
1	Jalen Catalon	DB
6	Kendall Catalon	WR
16	Malik Chavis	DB
17	Hudson Clark	DB
66	Ty Clary	OL
13	Collin Clay	DL
57	Shane Clinin	OL
76	Myron Cunningham	OL
2	Kamren Curl	DB
20	Jordon Curtis	DB
22	Deon Edwards	LB
7	Joe Foucha	DB
48	Nicholas Fulwider	DL
38	Karch Gardiner	WR
73	Noah Gatlin	OL
5	Dorian Gerald	DL
50	Eric Gregory	DL
89	Grayson Gunter	TE
92	Elias Hale	DL
41	T.J. Hammonds	RB
59	Morgan Hanna	DL
14	Chase Harrell	TE
8	De'Jon Harris	LB
2	Chase Hayden	RB
27	Hayden Henry	LB
82	Hudson Henry	TE
38	Chad Hesson	RB
6	Ben Hicks	QB
64	Audry Horn	OL
58	Griffin Hunt	DL
11	Daulton Hyatt	WR
74	Colton Jackson	OL
3	Koilan Jackson	WR
99	Enoch Jackson Jr.	DL
15	T.Q. Jackson	WR
13	K.J. Jefferson	QB
47	Cedric Johnson	LB
32	Hayden Johnson	TE
9	John Stephen Jones	QB
10	Jordan Jones	WR
70	Luke Jones	OL
67	Logan Kallesen	OL
87	Blake Kern	TE
7	Trey Knox	WR
62	Brady Latham	OL
55	Beaux Limmer	OL
19	Connor Limpert	K
18	Jack Lindsey	QB
42	Sam Loy	P
42	Jonathan Marshall	DL
18	Myles Mason	DB
4	Jarques McClellion	DB
36	D'Vone McClure	LB
90	Marcus Miller	DL
39	John Miscoll	LB
31	Grant Morgan	LB
19	Tyson Morris	WR

## NUMERICAL ROSTER

No.	Name	Pos.	Ht.	Wt.	Cl.	Exp.	Hometown (Previous School)
1	Jalen Catalon	DB	5-10	196	Fr.	HS	Mansfield, Texas (Mansfield Legacy HS)
1	De'Von Warren	WR	5-10	188	Jr.	2L	Monroe, La. (Ouachita Parish HS)
2	Kamren Curl	DB	6-2	198	Jr.	2L	San Diego, Calif. (Muskogee [Okla.] HS)
2	Chase Hayden	RB	5-10	205	Jr.	2L	Memphis, Tenn. (Saint George's Independent School)
3	McTelvin Agim	DL	6-3	300	Sr.	3L	Texarkana, Texas (Hope [Ark.] HS)
3	Koilan Jackson	WR	6-2	211	So.	1L	Little Rock, Ark. (Joe T. Robinson HS)
4	Jarques McClellion	DB	6-0	175	So.	1L	Lake Worth, Fla. (American Heritage School)
4	Shamar Nash	WR	6-3	195	Fr.	HS	Memphis, Tenn. (IMG Academy)
5	Rakeem Boyd	RB	6-0	213	Jr.	1L	Stratford, Texas (Independence [Kan.] CC)
5	Dorian Gerald	DL	6-3	261	Sr.	1L	Florence, S.C. (College of the Canyons [Calif.]
6	Kendall Catalon	WR	5-9	184	So.	TR	Mansfield, Texas (Southern
6	Ben Hicks	QB	6-1	217	Sr.	TR	Waco, Texas (SMU)
6	Gabe Richardson	DL	6-3	240	Sr.	2L	Decatur, Ga. (Hutchinson [Kan.] CC)
7	Joe Foucha	DB	5-11	195	So.	1L	New Orleans, La. (McDonogh 35 HS)
7	Trey Knox	WR	6-5	205	Fr.	HS	Murfreesboro, Tenn. (Blackman HS)
8	De'Jon Harris	LB	6-0	248	Sr.	3L	Harvey, La. (John Ehret HS)
8	Mike Woods	WR	6-1	203	So.	1L	Magnolia, Texas (Magnolia HS)
9	Greg Brooks Jr.	DB	5-11	179	Fr.	HS	Harvey, La. (West Jefferson HS)
9	John Stephen Jones	QB	5-11	199	R-Fr.	RS	Dallas, Texas (Highland Park HS)
10	Jordan Jones	WR	6-1	185	Jr.	2L	Smackover, Ark. (Smackover HS)
10	Bumper Pool	LB	6-2	228	So.	1L	Lucas, Texas (Lovejoy HS)
11	Daulton Hyatt	WR	6-4	197	So.	1L	Arab, Ala. (Etowah HS)
11	Mataio Soli	DL	6-4	239	Fr.	HS	Douglasville, Ga. (Douglas County HS)
13	Collin Clay	DL	6-5	285	Fr.	HS	Oklahoma City, Okla. (Putnam City HS)
13	K.J. Jefferson	QB	6-3	228	Fr.	HS	Sardis, Miss. (North Panola HS)
13	Nathan Parodi	DB	5-9	170	R-Fr.	RS	Austin, Texas (Lake Travis HS)
13	Deon Stewart	WR	5-11	161	Sr.	3L	Hardy, Ark. (Highland HS)
14	Chase Harrell	TE	6-4	249	Sr.	1L	Huffman, Texas (Kansas)
14	Britto Tutt	DB	6-1	176	Sr.	2L	Augusta, Ga. (Ventura [Calif.] College)
15	Simeon Blair	DB	5-10	200	R-Fr.	RS	Pine Bluff, Ark. (Pine Bluff HS)
15	T.Q. Jackson	WR	6-4	197	Fr.	HS	Jefferson, Texas (Jefferson HS)
16	Treyton Burks	WR	6-3	223	Fr.	HS	Warren, Ark. (Warren HS)
16	Malik Chavis	DB	6-2	198	Fr.	HS	Rison, Ark. (Rison HS)
17	Hudson Clark	DB	6-2	171	Fr.	HS	Dallas, Texas (Highland Park HS)
17	Nick Starkel	QB	6-3	214	Jr.	TR	Argyle, Texas (Texas A&M)
18	Jack Lindsey	QB	6-2	204	Jr.	1L	Fayetteville, Ark. (Springdale HS)
18	Myles Mason	DB	6-2	203	So.	1L	Trussville, Ala. (Hewitt-Trussville HS)
19	Connor Limpert	K	6-1	175	Sr.	3L	Allen, Texas (Allen HS)
19	Tyson Morris	WR	6-1	200	So.	1L	Helena-West Helena, Ark. (Fayetteville HS)
20	Jordon Curtis	DB	6-0	176	So.	1L	Jenks, Okla. (Jenks HS)
21	Montaric Brown	DB	6-0	187	So.	1L	Ashdown, Ark. (Ashdown HS)
21	Devwah Whaley	RB	5-11	212	Sr.	3L	Beaumont, Texas (Central HS)
22	Deon Edwards	LB	6-1	220	Jr.	2L	Clermont, Fla. (Lake Minneola HS)
22	Trelon Smith	RB	5-9	184	So.	TR	Houston, Texas (Arizona State)
23	Devin Bush	CB	6-0	203	Fr.	HS	New Orleans, La. (Edna Karr HS)
24	LaDarrius Bishop	DB	6-0	193	R-Fr.	RS	Ashdown, Ark. (Ashdown HS)
24	A'Montae Spivey	RB	6-1	192	Fr.	HS	Phenix City, Ala. (Central HS)
25	Zach Zimos	LB	6-4	211	Fr.	HS	Richmond, Texas (Fort Bend Travis HS)
26	Micahh Smith	DB	6-0	201	Jr.	2L	Marshall, Texas (Marshall HS)
26	Reid Turner	RB	5-10	180	Fr.	HS	Farmington, Ark. (Farmington HS)
27	Hayden Henry	LB	6-2	226	Jr.	2L	Little Rock, Ark. (Pulaski Academy)
28	Reid Bauer	P	5-11	198	So.	1L	Magnolia, Texas (Magnolia HS)
28	Andrew Parker	LB	6-2	237	R-Fr.	RS	New Orleans, La. (Sophie B. Wright HS)
29	Jared Sackett	K	6-1	180	Jr.	TR	Fort Worth, Texas (UTSA)
29	Asa Shearin	LB	6-1	219	Fr.	HS	Jonesboro, Ark. (Jonesboro HS)
31	Grant Morgan	LB	5-11	229	Jr.	2L	Greenwood, Ark. (Greenwood HS)
32	Hayden Johnson	TE	6-2	248	Sr.	3L	Columbia, Mo. (Rock Bridge HS)
33	Logan Orr	LB	6-2	230	Fr.	HS	Jonesboro, Ark. (Jonesboro HS)
34	Martaveous Brown	DB	6-0	190	So.	SO	Marianna, Ark. (Arkansas Tech)
35	Matt Berry	DB	5-10	200	Sr.	1L	Booneville, Ark. (Ouachita Baptist University)
36	D'Vone McClure	LB	6-2	219	Jr.	2L	Rixey, Ark. (Jacksonville HS)
37	Brenden Young	DB	6-1	202	Sr.	2L	Little Rock, Ark. (Ouachita Baptist University)
38	Chad Hesson	RB	5-9	193	So.	HS	Lucas, Texas (Adams State)
38	Karch Gardiner	WR	5-9	171	Fr.	HS	El Paso, Texas (Del Valle HS)
39	John Miscoll	LB	6-2	209	So.	HS	Southlake, Texas (Northeastern State)
40	Trey Purifoy	TE	6-7	246	Sr.	SO	Little Rock, Ark. (Ouachita Baptist University)
40	Anthony Travis	LB	6-2	230	Fr.	HS	Fort Smith, Ark. (Fort Smith Northside HS)
41	T.J. Hammonds	RB	5-10	184	R-Jr.	2L	Little Rock, Ark. (Joe T. Robinson HS)
42	Sam Loy	P	6-1	195	Jr.	TR	San Clemente, Calif. (Colorado)
42	Jonathan Marshall	DL	6-3	299	Jr.	2L	Shepherd, Texas (Shepherd HS)
44	Jermarcus Arnold	RB	5-8	186	Jr.	TR	Marianna, Ark. (Arkansas Baptist)
44	Cameron Vail	DB	6-1	187	R-Fr.	RS	Bryant, Ark. (Bryant HS)
47	Cedric Johnson	LB	6-0	206	So.	TR	Dallas, Texas (University of Mary)
48	Nicholas Fulwider	DL	6-7	260	R-Fr.	RS	Tyrone, Ga. (Sandy Creek HS)

# GAME 5: TEXAS A&M

## NUMERICAL ROSTER

No.	Name	Pos.	Ht.	Wt.	Cl.	Exp.	Hometown (Previous School)
48	Jordan Silver	LS	6-1	217	So.	1L	Branson, Mo. (Branson HS)
49	McKinley Williams	LB	6-4	201	R-Fr.	RS	Sheridan, Ark. (Sheridan HS)
50	Eric Gregory	DL	6-4	275	Fr.	HS	Memphis, Tenn. (IMG Academy)
50	Chibueze Nwanna	OL	6-7	329	Jr.	TR	Hyattsville, Md. (Lackawanna CC)
51	Ricky Stromberg	OL	6-4	266	Fr.	HS	Tulsa, Okla. (Union HS)
52	T.J. Smith	DL	6-3	293	Sr.	3L	Moultrie, Ga. (Colquitt County HS)
53	John Oehrlein	LS	6-1	244	Fr.	HS	Austin, Texas (Westlake HS)
54	Austin Capps	OL	6-4	304	Sr.	3L	Star City, Ark. (Star City HS)
54	Jake Yurachek	LB	6-0	239	R-Fr.	TR	Friendswood, Texas (Colorado)
55	Beaux Limmer	OL	6-5	293	Fr.	HS	Tyler, Texas (Tyler Lee HS)
56	Zach Williams	DL	6-4	224	Fr.	HS	Little Rock, Ark. (Joe T. Robinson HS)
57	Shane Clemen	OL	6-6	302	So.	1L	Festus, Mo. (Jefferson HS)
58	Griffin Hunt	DL	6-4	230	R-Fr.	RS	Lucas, Texas (Lovejoy HS)
59	Morgan Hanna	DL	6-4	201	Fr.	HS	Greenwood, Ark. (Greenwood HS)
62	Brady Latham	OL	6-5	284	Fr.	HS	Jenks, Okla. (Jenks HS)
64	Audry Horn	OL	6-2	303	So.	SQ	Benton, Ark. (Little Rock Catholic HS)
66	Ty Clary	OL	6-4	285	Jr.	2L	Fayetteville, Ark. (Fayetteville HS)
67	Logan Kallesen	OL	6-4	299	Fr.	HS	Springdale, Ark. (Shiloh Christian)
68	Kirby Adcock	OL	6-5	288	So.	1L	Nashville, Ark. (Nashville HS)
69	Austin Nix	OL	6-2	286	Fr.	HS	Texarkana, Ark. (Arkansas HS)
70	Luke Jones	OL	6-5	299	R-Fr.	TR	Little Rock, Ark. (Notre Dame)
71	Ryan Winkel	OL	6-6	285	R-Fr.	RS	Memphis, Tenn. (Christian Brothers HS)
72	Drew Vest	OL	6-6	278	Fr.	HS	Searcy, Ark. (Searcy HS)
73	Noah Gatlin	OL	6-7	302	R-Fr.	RS	Jonesboro, Ark. (Jonesboro HS)
74	Colton Jackson	OL	6-5	298	Sr.	3L	Conway, Ark. (Conway HS)
75	Silas Robinson	OL	6-4	306	R-Fr.	RS	Yoakum, Texas (Yoakum HS)
76	Myron Cunningham	OL	6-6	290	Jr.	TR	Warren, Ohio (Iowa Central CC)
78	Dalton Wagner	OL	6-9	308	So.	1L	Spring Grove, Ill. (Richmond Burton HS)
79	Dylan Rathcke	OL	6-5	293	Fr.	HS	Baton Rouge, La. (University Lab HS)
80	Brett Nabors	WR	6-3	182	Fr.	HS	Nashville, Tenn. (Christ Presbyterian Academy)
80	Matthew Phillips	P	5-10	180	So.	1L	Brentwood, Tenn. (Brentwood HS)
81	Jackson Salley	WR	6-0	183	Fr.	HS	Rockwall, Texas (Rockwall-Heath HS)
82	Hudson Henry	TE	6-5	238	Fr.	HS	Little Rock, Ark. (Pulaski Academy)
83	Jimmie Stoudemire	WR	6-2	204	R-Jr.	RS	Prattville, Ala. (Riverside City [Calif.] College)
84	Peyton Ausley	WR	6-2	185	R-Fr.	RS	Austin, Texas (Vandegriff High School)
85	Cheyenne O'Grady	TE	6-4	256	Sr.	2L	Fayetteville, Ark. (Fayetteville HS)
86	Jamario Bell	DL	6-5	265	Sr.	1L	Junction City, Ark. (Junction City HS)
86	John David White	WR	5-11	171	Fr.	HS	Little Rock, Ark. (Pulaski Academy)
87	Blake Kern	TE	6-4	256	Jr.	1L	Lamar, Ark. (Lamar HS)
89	Grayson Gunter	TE	6-6	243	Jr.	2L	Madison, Miss. (Madison Central HS)
90	Marcus Miller	DL	6-5	299	Fr.	HS	Warren, Ark. (Warren HS)
91	Taurean Carter	DL	6-3	288	Fr.	HS	Mansfield, Texas (Mansfield Legacy HS)
92	Elias Hale	DL	6-4	257	Jr.	SQ	Fayetteville, Ark. (Fayetteville HS)
92	Chad Stephens	P	5-11	188	Jr.	SQ	Owasso, Okla. (Dodge City CC)
93	Isaiah Nichols	DL	6-3	277	R-Fr.	RS	Springdale, Ark. (Springdale HS)
94	David Porter	DL	6-3	250	So.	SQ	Little Rock, Ark. (Joe T. Robinson HS)
99	Enoch Jackson Jr.	DL	6-0	292	Fr.	HS	Mansfield, Texas (Mansfield Legacy HS)

Roster by Class: Senior - 19 | Junior - 25 | Sophomore - 24 | Freshman - 53

## FOOTBALL STAFF

### Coaching Staff

Chad Morris   Head Coach	2nd Season
John Chavis   Defensive Coordinator/LBs	2nd Season
Joe Craddock   Offensive Coordinator/QBs	2nd Season
Steve Caldwell   Defensive Line	2nd Season
Ron Cooper   Secondary	2nd Season
Dustin Fry   Offensive Line	2nd Season
Kenny Ingram   Defensive Tackles	1st Season
Barry Lunney Jr.   Tight Ends/Special Teams	7th Season
Mark Smith   Secondary	2nd Season
Justin Stepp   Wide Receivers	2nd Season
Jeff Traylor   Associate Head Coach/RBs	2nd Season

### Graduate Assistants

Imarjaye Albury   Defense	2nd Season
Kyle Brende   Equipment	2nd Season
Mark Modleski   Offense	2nd Season
Will Gilchrist   Defense	1st Season
Cass McCord   Video	1st Season
Austin Van Poucke   Operations	1st Season

### Quality Control/Analysts

Will Bryant   Offense	2nd Season
Kap Dede   Defense	1st Season
Alonzo Hampton   Defense	1st Season
Jess Loepp   Offense	1st Season
John Roberts   Defense	5th Season
Daniel Da Prato   Special Teams	1st Season

### Support Staff

Randy Ross   Football Operations	2nd Season
Trumain Carroll   Strength & Conditioning	2nd Season
Dave Polanski   Athletic Training	2nd Season
Bobby Allen   HS/NFL Relations	7th Season
SJ Tuohy   Football Operations	2nd Season
Sam Ogden   Video	2nd Season
Jake Rosch   Equipment	6th Season
Ty Gatson   Offensive Player Personnel	2nd Season
Alex Dale   Defensive Player Personnel	1st Season

## ALPHABETICAL ROSTER

No.	Name	Pos.
80	Brett Nabors	WR
4	Shamar Nash	WR
93	Isaiah Nichols	DL
69	Austin Nix	OL
50	Chibueze Nwanna	OL
53	John Oehrlein	LS
85	Cheyenne O'Grady	TE
33	Logan Orr	LB
28	Andrew Parker	LB
13	Nathan Parodi	DB
80	Matthew Phillips	P
10	Bumper Pool	LB
94	David Porter	DL
40	Trey Purifoy	TE
79	Dylan Rathcke	OL
6	Gabe Richardson	DL
75	Silas Robinson	OL
29	Jared Sackett	K
81	Jackson Salley	WR
29	Asa Shearin	LB
48	Jordan Silver	LS
26	Micahh Smith	DB
52	T.J. Smith	DL
22	Trelon Smith	RB
11	Mataio Soli	DL
24	A'Montae Spivey	RB
17	Nick Starkel	QB
92	Chad Stephens	P
13	Deon Stewart	WR
83	Jimmie Stoudemire	WR
51	Ricky Stromberg	OL
40	Boo Travis	LB
26	Reid Turner	RB
14	Britto Tutt	DB
44	Cameron Vail	DB
72	Drew Vest	OL
78	Dalton Wagner	OL
1	De'Vion Warren	WR
21	Devwah Whaley	RB
86	John David White	WR
49	McKinley Williams	LB
56	Zach Williams	DL
71	Ryan Winkel	OL
8	Michael Woods	WR
37	Brenden Young	DB
54	Jake Yurachek	LB
25	Zach Zimos	LB

## PRONUNCIATIONS

McTelvin Agim	UH-geem
Peyton Ausley	OZ-lee
Taurean Carter	Tore-ee-an
Joe Foucha	foo-SHAY
De'Jon Harris	DEE-jhon
Koilan Jackson	Coy-Lynn
Enoch Jackson Jr.	Ee-knock
Barry Lunney Jr.	LUHN-ee
Jarques McClellion	JAR-kwezz
D'Vone McClure	de-VON
Chibueze Nwanna	cha-BOY-zee nah-WAH-na
Nathan Parodi	pa-ro-DEE
Dylan Rathcke	Wrath-key
Mataio Soli	mah-TYE-oh
Britto Tutt	BREE-toe
De'Vion Warren	Deh-VEE-on
Devwah Whaley	DEV-wah
Zach Zimos	ZIE-mus

# GAME 5: TEXAS A&M



## McTELVIN AGIM

3

Defensive Line | 6-3 | 300 | Senior  
Texarkana, Texas | Hope (Ark.) HS



### QUICK HITS

- Nickname: Sosa - given by friends for resemblance to Chief Keef (nicknamed Sosa).
- Enrolled with 28 college credit hours with plan to graduate in three years - accomplished.
- Arkansas' active career leader in tackles for loss (26.0).
- Racked up 3.0 tackles for loss in first four games, tied for 17th in the SEC.
- Has three quarterback hurries in the last two games, as well as a forced fumble.

### CAREER STATS

	GP/GS	UA	A	ToT	TFL-YDS	SCK-YDS	FF	FR-YDS	INT-YDS	QBH	BRUP
2016	13/5	8	19	27	5.5-23	2.5-13	0	0-0	0-0	2	0
2017	12/11	15	22	37	7.5-33	2.5-19	2	0-0	0-0	3	3
2018	12/12	19	26	45	10.0-44	4.5-25	3	1-0	0-0	11	1
2019	4/4	7	5	12	3.0-11	2.0-9	1	0-0	0-0	3	0
<b>TOTAL</b>	<b>41/32</b>	<b>49</b>	<b>72</b>	<b>121</b>	<b>26.0-111</b>	<b>11.5-66</b>	<b>6</b>	<b>1-0</b>	<b>0-0</b>	<b>19</b>	<b>4</b>

### GAME-BY-GAME STATS

	GP/GS	UA	A	ToT	TFL-YDS	SCK-YDS	FF	FR-YDS	INT-YDS	QBH	BRUP
PORTLAND ST.	1/1	2	4	6	2.0-9	2.0-9	0	0-0	0-0	0	0
at Ole Miss	1/1	3	0	3	1.0-2	0.0-0	0	0-0	0-0	0	0
COLORADO ST.	1/1	1	1	2	0.0-0	0.0-0	1	0-0	0-0	2	0
SAN JOSE ST.	1/1	1	0	1	0.0-0	0.0-0	0	0-0	0-0	1	0
vs. Texas A&M											
at Kentucky											
AUBURN											
at Alabama											
MISSISSIPPI ST.											
WESTERN KY.											
at LSU											
MISSOURI											
<b>TOTAL</b>	<b>4/4</b>	<b>7</b>	<b>5</b>	<b>11</b>	<b>3.0-11</b>	<b>2.0-9</b>	<b>1</b>	<b>0-0</b>	<b>0-0</b>	<b>3</b>	<b>0</b>

### SEASON HIGHS

Tackles .....6 vs. Portland St. (8/31/19)  
Tackles For Loss.....2.0 vs. Portland St. (8/31/19)  
Sacks.....2.0 vs. Portland St. (8/31/19)  
QB Hurries.....2 vs. Colorado State (9/14/19)  
Pass Breakups.....None  
Forced Fumbles .....1 vs. Colorado State (9/14/19)

### CAREER HIGHS

Tackles .....9 vs. TCU (9/9/17)  
Tackles For Loss.....3.5 vs. Tulsa (10/20/18)  
Sacks.....2.0 (2x) vs. Portland St. (8/31/19)  
QB Hurries.....3 vs. North Texas (9/15/18)  
Pass Breakups.....1 (4x) vs. Eastern Illinois (9/1/18)  
Forced Fumbles .....2 (2x) last at Colorado State (9/8/18)



## RAKEEM BOYD

5

Running Back | 6-0 | 213 | Junior  
Stratford, Texas | Independence CC (Kansas)

### QUICK HITS

- Brother, Rashad, is a sprinter for the Arkansas track & field team.
- Moved from New Orleans to Houston at age 5 because of Hurricane Katrina.
- Tallied his fifth 100+ yard game of career in Week 3 vs. Colorado St. (8/31).
- His 122 yards vs. CSU was a career-high, his second career-high rushing total in a game this year.
- Tied his career high with three receptions against SJSU (9/21), going for 10 yards.

### CAREER STATS

	RUSHING						RECEIVING					
	GP/GS	ATT	YDS	AVG	TD	LNG	REC	YDS	AVG	TD	LNG	
2018	12/8	123	734	6.0	2	69	23	165	7.2	0	38	
2019	4/4	73	394	5.4	3	59	7	40	5.7	0	13	
TOTAL	16/12	196	1,128	5.8	5	69	30	205	6.8	0	51	

### GAME-BY-GAME STATS

	GP/GS	RUSHING					RECEIVING				
	GP/GS	ATT	YDS	AVG	TD	LNG	REC	YDS	AVG	TD	LNG
PORTLAND ST.	1/1	18	114	6.3	1	25	3	22	7.3	0	13
at Ole Miss	1/1	17	67	3.9	0	10	1	8	8.0	0	8
COLORADO ST.	1/1	20	122	6.1	2	59	0	0	0.0	0	0
SAN JOSE ST.	1/1	18	91	5.1	0	18	3	10	3.3	0	8
vs. Texas A&M											
at Kentucky											
AUBURN											
at Alabama											
MISSISSIPPI ST.											
WESTERN KY.											
at LSU											
MISSOURI											
<b>TOTAL</b>	<b>4/4</b>	<b>73</b>	<b>394</b>	<b>5.4</b>	<b>3</b>	<b>59</b>	<b>7</b>	<b>40</b>	<b>5.7</b>	<b>0</b>	<b>13</b>

### SEASON HIGHS

Rushes .....20 vs. Colorado St. (9/14/19)  
Rushing Yards .....122 vs. Colorado St. (9/14/19)  
Rushing Touchdowns.....2 vs. Colorado St. (9/14/19)  
Long Rush .....59 vs. Colorado St. (9/14/19)  
100-Yard Games .....2 last vs. Colorado St. (9/14/19)  
Receptions .....3 (2x) last vs. San Jose State (9/21/19)  
Receiving Yards.....22 vs. Portland St. (8/31/19)  
Receiving Touchdowns.....None  
Long Reception .....13 vs. Portland St. (8/31/19)

### CAREER HIGHS

Rushes .....22 vs. Tulsa (10/20/18)  
Rushing Yards .....122 vs. Colorado St. (9/14/19)  
Rushing Touchdowns.....2 vs. Colorado St. (9/14/19)  
Long Rush .....69 vs. Ole Miss (10/13/18)  
100-Yard Games .....5 last vs. Colorado St. (9/14/19)  
Receptions .....5 vs. Alabama (10/6/18)  
Receiving Yards.....39 at Auburn (9/22/18)  
Receiving Touchdowns.....None  
Long Reception .....38 vs. Ole Miss (10/13/18)





## GREG BROOKS JR.

9

**Defensive Back | 5-11 | 179 | Freshman**  
Harvey, La. | West Jefferson HS

### QUICK HITS

- Early enrollee
- Son of Greg Brooks Sr. - DB at Michigan & Southern Miss - Drafted by Bengals (6th rd) in 2004.
- Has started each of the first four games in 2019 at nickel back.
- Four-star prospect by Rivals and ESPN - No. 35 CB in nation & No. 18 in Louisiana by ESPN.
- Racked up a season-high five tackles against SJSU (9/21); Has 10 in last three games.

### CAREER STATS

	GP/GS	UA	A	ToT	TFL-YDS	SCK-YDS	FF	FR-YDS	INT-YDS	QBH	BRUP
2019	4/4	5	5	10	0.0-0	0.0-0	0	0-0	0-0	1	2
<b>TOTAL</b>	<b>4/4</b>	<b>5</b>	<b>5</b>	<b>10</b>	<b>0.0-0</b>	<b>0.0-0</b>	<b>0</b>	<b>0-0</b>	<b>0-0</b>	<b>1</b>	<b>2</b>

### GAME-BY-GAME STATS

	GP/GS	UA	A	ToT	TFL-YDS	SCK-YDS	FF	FR-YDS	INT-YDS	QBH	BRUP
PORTLAND ST.	1/1	0	0	0	0.0-0	0.0-0	0	0-0	0-0	1	0
at Ole Miss	1/1	3	1	4	0.0-0	0.0-0	0	0-0	0-0	0	2
COLORADO ST.	1/1	1	0	1	0.0-0	0.0-0	0	0-0	0-0	0	0
SAN JOSE ST.	1/1	1	4	5	0.0-0	0.0-0	0	0-0	0-0	0	0
vs. Texas A&M											
at Kentucky											
AUBURN											
at Alabama											
MISSISSIPPI ST.											
WESTERN KY.											
at LSU											
MISSOURI											
<b>TOTAL</b>	<b>4/4</b>	<b>5</b>	<b>5</b>	<b>10</b>	<b>0.0-0</b>	<b>0.0-0</b>	<b>0</b>	<b>0-0</b>	<b>0-0</b>	<b>1</b>	<b>2</b>

### SEASON HIGHS

Tackles	5 vs. San Jose State (9/21/19)
Double-Figure Tackle Games	None
Tackles For Loss	None
Sacks	None
Interceptions	None
Interception Return Yards	None
QB Hurries	1 vs. Portland St. (8/31/19)
Pass Breakups	2 at Ole Miss (9/7/19)
Forced Fumbles	None

### CAREER HIGHS

Tackles	5 vs. San Jose State (9/21/19)
Double-Figure Tackle Games	None
Tackles For Loss	None
Sacks	None
Interceptions	None
Interception Return Yards	None
QB Hurries	1 vs. Portland St. (8/31/19)
Pass Breakups	2 at Ole Miss (9/7/19)
Forced Fumbles	None



## MONTARIC BROWN

21

**Defensive Back | 6-0 | 187 | Sophomore**  
Ashdown, Ark. | Ashdown HS

### QUICK HITS

- Nickname - Buster - given to him by HS coach & town of Ashdown, Ark.
- Has started all three games this year, matching his start total from 2018.
- Tallied a season-high four tackles vs. CSU (9/14), one off a career-high - also had 2 PBU and a FR.
- Has seven tackles through first three games of 2019, three being solo stops.
- Redshirted 2017 season.

### CAREER STATS

	GP/GS	UA	A	ToT	TFL-YDS	SCK-YDS	FF	FR-YDS	INT-YDS	QBH	BRUP
2018	11/3	8	1	9	0.0-0	0.0-0	0	0-0	0-0	0	1
2019	3/3	5	2	7	0.0-0	0.0-0	0	1-0	0-0	0	2
<b>TOTAL</b>	<b>14/6</b>	<b>11</b>	<b>3</b>	<b>16</b>	<b>0.0-0</b>	<b>0.0-0</b>	<b>0</b>	<b>1-0</b>	<b>0-0</b>	<b>0</b>	<b>3</b>

### GAME-BY-GAME STATS

	GP/GS	UA	A	ToT	TFL-YDS	SCK-YDS	FF	FR-YDS	INT-YDS	QBH	BRUP
PORTLAND ST.	1/1	2	0	2	0.0-0	0.0-0	0	0-0	0-0	0	0
at Ole Miss	1/1	1	0	1	0.0-0	0.0-0	0	0-0	0-0	0	0
COLORADO ST.	1/1	2	2	4	0.0-0	0.0-0	0	1-0	0-0	0	2
SAN JOSE ST.	-	-	-	-	-	-	-	-	-	-	-
vs. Texas A&M											
at Kentucky											
AUBURN											
at Alabama											
MISSISSIPPI ST.											
WESTERN KY.											
at LSU											
MISSOURI											
<b>TOTAL</b>	<b>3/3</b>	<b>5</b>	<b>2</b>	<b>7</b>	<b>0.0-0</b>	<b>0.0-0</b>	<b>0</b>	<b>1-0</b>	<b>0-0</b>	<b>2</b>	<b>0</b>

### SEASON HIGHS

Tackles	2 (2x) last vs. Colorado St. (9/14/19)
Double-Figure Tackle Games	None
Tackles For Loss	None
Sacks	None
Interceptions	None
Interception Return Yards	None
QB Hurries	2 vs. Colorado St. (9/14/19)
Pass Breakups	None
Forced Fumbles	None

### CAREER HIGHS

Tackles	5 at Missouri (11/23/18)
Double-Figure Tackle Games	None
Tackles For Loss	None
Sacks	None
Interceptions	None
Interception Return Yards	None
QB Hurries	2 vs. Colorado St. (9/14/19)
Pass Breakups	1 at Missouri (11/23/18)
Forced Fumbles	None



## TREYLON BURKS

16

Wide Receiver | 6-3 | 223 | Freshman  
Warren, Ark. | Warren HS

### QUICK HITS

- Enjoys being outdoors, fishing & watching old re-runs of westerns in the early morning.
- Started at wide receiver in the season opener against Portland State and in Week 3 vs. CSU.
- Hauled in a season-high four catches for 92 yards vs. CSU - team-high yardage.
- Four-star prospect by Rivals, 247Sports and ESPN.
- Rated as the top player in the state of Arkansas by 247Sports & No. 82 in country by ESPN.

### CAREER STATS

	GP/GS	RECEIVING				LNG	RUSHING				LNG
		REC	YDS	AVG	TD		ATT	YDS	AVG	TD	
2019	3/2	9	172	19.1	0	38	0	0	0.0	0	0
<b>TOTAL</b>	<b>3/2</b>	<b>9</b>	<b>172</b>	<b>19.1</b>	<b>0</b>	<b>38</b>	<b>0</b>	<b>0</b>	<b>0.0</b>	<b>0</b>	<b>0</b>

### GAME-BY-GAME STATS

	GP/GS	RUSHING				LNG	RECEIVING				LNG
		REC	YDS	AVG	TD		ATT	YDS	AVG	TD	
PORTLAND ST.	1/1	3	52	17.3	0	20	0	0	0	0	0
at Ole Miss	1/0	2	28	14.0	0	22	0	0	0	0	0
COLORADO ST.	1/1	4	92	23.0	0	38	0	0	0	0	0
SAN JOSE ST.	-	-	-	-	-	-	-	-	-	-	-
vs. Texas A&M	-	-	-	-	-	-	-	-	-	-	-
at Kentucky	-	-	-	-	-	-	-	-	-	-	-
AUBURN	-	-	-	-	-	-	-	-	-	-	-
at Alabama	-	-	-	-	-	-	-	-	-	-	-
MISSISSIPPI ST.	-	-	-	-	-	-	-	-	-	-	-
WESTERN KY.	-	-	-	-	-	-	-	-	-	-	-
at LSU	-	-	-	-	-	-	-	-	-	-	-
MISSOURI	-	-	-	-	-	-	-	-	-	-	-
<b>TOTAL</b>	<b>3/2</b>	<b>9</b>	<b>172</b>	<b>19.1</b>	<b>0</b>	<b>38</b>	<b>0</b>	<b>0</b>	<b>0.0</b>	<b>0</b>	<b>0</b>

### SEASON HIGHS

Receptions ..... 4 vs. Colorado St. (9/14/19)  
 Receiving Yards ..... 92 vs. Colorado St. (9/14/19)  
 Receiving Touchdowns ..... None  
 Long Reception ..... 38 vs. Colorado St. (9/14/19)

### CAREER HIGHS

Receptions ..... 4 vs. Colorado St. (9/14/19)  
 Receiving Yards ..... 92 vs. Colorado St. (9/14/19)  
 Receiving Touchdowns ..... None  
 Long Reception ..... 38 vs. Colorado St. (9/14/19)



## KAMREN CURL

2

Defensive Back | 6-2 | 198 | Junior  
San Diego, Calif. | Muskogee HS (Okla.)

### QUICK HITS

- Coached by his dad, Greg, in HS - DC in 9th grade / Assistant Coach on varsity.
- Father served in Navy, moved from California to Oklahoma at start of HS career.
- Returned his first career fumble recovery 69 yards for a touchdown at Ole Miss (9/7).
- Is only player in the nation with a SCK, an INT and a fumble recovery for a TD this year.
- Brought in his second interception of the year vs. SJSU (9/21); One of nine SEC players with two INTs.

### CAREER STATS

	GP/GS	UA	A	ToT	TFL-YDS	SCK-YDS	FF	FR-YDS	INT-YDS	QBH	BRUP
2017	12/11	32	14	46	0.0-0	0.0-0	0	0-0	0-0	0	8
2018	11/11	27	26	53	0.0-0	0.0-0	1	0-0	0-0	1	5
2019	4/4	20	7	27	2.0-9	2.0-9	1	1-69	2-36	0	1
<b>TOTAL</b>	<b>27/26</b>	<b>79</b>	<b>43</b>	<b>122</b>	<b>2.0-9</b>	<b>2.0-9</b>	<b>2</b>	<b>1-69</b>	<b>2-36</b>	<b>1</b>	<b>14</b>

### GAME-BY-GAME STATS

	GP/GS	UA	A	ToT	TFL-YDS	SCK-YDS	FF	FR-YDS	INT-YDS	QBH	BRUP
PORTLAND ST.	1/1	4	1	5	2.0-9	2.0-9	0	0-0	1-29	0	0
at Ole Miss	1/1	6	2	8	0.0-0	0.0-0	1	1-69	0-0	0	0
COLORADO ST.	1/1	7	2	9	0.0-0	0.0-0	0	0-0	0-0	0	0
SAN JOSE ST.	1/1	3	2	5	0.0-0	0.0-0	0	0-0	1-7	0	1
vs. Texas A&M	-	-	-	-	-	-	-	-	-	-	-
at Kentucky	-	-	-	-	-	-	-	-	-	-	-
AUBURN	-	-	-	-	-	-	-	-	-	-	-
at Alabama	-	-	-	-	-	-	-	-	-	-	-
MISSISSIPPI ST.	-	-	-	-	-	-	-	-	-	-	-
WESTERN KY.	-	-	-	-	-	-	-	-	-	-	-
at LSU	-	-	-	-	-	-	-	-	-	-	-
MISSOURI	-	-	-	-	-	-	-	-	-	-	-
<b>TOTAL</b>	<b>4/4</b>	<b>20</b>	<b>7</b>	<b>27</b>	<b>2.0-9</b>	<b>2.0-9</b>	<b>1</b>	<b>1-69</b>	<b>2-36</b>	<b>0</b>	<b>1</b>

### SEASON HIGHS

Tackles ..... 9 vs. Colorado St. (9/14/19)  
 Tackles For Loss ..... 2.0 vs. Portland St. (8/31/19)  
 Sacks ..... 2.0 vs. Portland St. (8/31/19)  
 QB Hurries ..... None  
 Pass Breakups ..... None  
 Forced Fumbles ..... 1 at Ole Miss (9/7/19)  
 Interceptions ..... 1 (2x) last vs. San Jose State (9/21/19)

### CAREER HIGHS

Tackles ..... 9 (2x) last vs. Colorado St. (9/14/19)  
 Tackles For Loss ..... 2.0 vs. Portland St. (8/31/19)  
 Sacks ..... 2.0 vs. Portland St. (8/31/19)  
 QB Hurries ..... 1 vs. LSU (11/10/18)  
 Pass Breakups ..... 3 at South Carolina (10/7/17)  
 Forced Fumbles ..... 1 (2x) last at Ole Miss (9/7/19)  
 Interceptions ..... 1 (2x) last vs. San Jose State (9/21/19)



## JOE FOUCHA

7

Defensive Back | 5-11 | 195 | Sophomore  
New Orleans, La. | McDonogh 35 HS

### QUICK HITS

- House flooded during Hurricane Katrina - moved to Texas, moved back to NOLA later.
- Recognized as PAT Award winner by Coach Morris after camp - Passion/Attitude/Trust.
- Started the last five games dating back to 2018 (at Missouri).
- Hauled in his first career interception late vs. Portland St. (8/31), sealing the game.
- Picked up his first QBH and third PBU of the season last week against SJSU (9/21).

### CAREER STATS

	GP/GS	UA	A	ToT	TFL-YDS	SCK-YDS	FF	FR-YDS	INT-YDS	QBH	BRUP
2018	9/1	6	5	11	0.0-0	0.0-0	0	0-0	0-0	0	0
2019	4/4	9	9	18	0.0-0	0.0-0	0	1-0	1-20	1	3
<b>TOTAL</b>	<b>13/5</b>	<b>15</b>	<b>14</b>	<b>29</b>	<b>0.0-0</b>	<b>0.0-0</b>	<b>0</b>	<b>1-0</b>	<b>1-20</b>	<b>1</b>	<b>3</b>

### GAME-BY-GAME STATS

	GP/GS	UA	A	ToT	TFL-YDS	SCK-YDS	FF	FR-YDS	INT-YDS	QBH	BRUP
PORTLAND ST.	1/1	0	1	1	0.0-0	0.0-0	0	0-0	1-20	0	2
at Ole Miss	1/1	6	1	7	0.0-0	0.0-0	0	1-0	0-0	0	0
COLORADO ST.	1/1	2	4	6	0.0-0	0.0-0	0	0-0	0-0	0	0
SAN JOSE ST.	1/1	1	3	4	0.0-0	0.0-0	0	0-0	0-0	1	1
vs. Texas A&M											
at Kentucky											
AUBURN											
at Alabama											
MISSISSIPPI ST.											
WESTERN KY.											
at LSU											
MISSOURI											
<b>TOTAL</b>	<b>4/4</b>	<b>9</b>	<b>9</b>	<b>18</b>	<b>0.0-0</b>	<b>0.0-0</b>	<b>0</b>	<b>1-0</b>	<b>1-20</b>	<b>1</b>	<b>3</b>

### SEASON HIGHS

Tackles	7 at Ole Miss (9/7/19)
Tackles For Loss	None
Sacks	None
QB Hurries	1 vs. San Jose State (9/21/19)
Pass Breakups	2 vs. Portland St. (8/31/19)
Forced Fumbles	None
Interceptions	1 vs. Portland St. (8/31/19)

### CAREER HIGHS

Tackles	7 at Ole Miss (9/7/19)
Tackles For Loss	None
Sacks	None
QB Hurries	1 vs. San Jose State (9/21/19)
Pass Breakups	2 vs. Portland St. (8/31/19)
Forced Fumbles	None
Interceptions	1 vs. Portland St. (8/31/19)



## DORIAN GERALD

5

Defensive Lineman | 6-3 | 261 | Senior  
Florence, S.C. | College of the Canyons (Calif.)

### \*\*NEWS\*\*

Will miss the rest of the 2019 season after an injury in week one.

### QUICK HITS

- Played in eight games during his first season at Arkansas, starting the final two contests.
- Totaled 275 snaps over the course of the year, 245 coming on the defensive line
- Recorded multi-tackle performances in each of the last five games of the year.
- Had multiple solo stops in three of the last four games.
- Racked up a season-high nine tackles, with 1.5 TFLs, at Mississippi State (11/17/18).

### CAREER STATS

	GP/GS	UA	A	ToT	TFL-YDS	SCK-YDS	FF	FR-YDS	INT-YDS	QBH	BRUP
2018	8/2	8	13	21	2.5-13	0.0-0	0	0-0	0-0	2	2
2019	1/1	0	1	1	0.0-0	0.0-0	0	0-0	0-0	0	1
<b>TOTAL</b>	<b>9/3</b>	<b>8</b>	<b>14</b>	<b>22</b>	<b>2.5-13</b>	<b>0.0-0</b>	<b>0</b>	<b>0-0</b>	<b>0-0</b>	<b>2</b>	<b>3</b>

### GAME-BY-GAME STATS

	GP/GS	UA	A	ToT	TFL-YDS	SCK-YDS	FF	FR-YDS	INT-YDS	QBH	BRUP
PORTLAND ST.	1/1	0	1	1	0.0-0	0.0-0	0	0-0	0-0	0	1
at Ole Miss	-/-	-	-	-	-	-	-	-	-	-	-
COLORADO ST.	-/-	-	-	-	-	-	-	-	-	-	-
SAN JOSE ST.	-/-	-	-	-	-	-	-	-	-	-	-
vs. Texas A&M											
at Kentucky											
AUBURN											
at Alabama											
MISSISSIPPI ST.											
WESTERN KY.											
at LSU											
MISSOURI											
<b>TOTAL</b>	<b>1/1</b>	<b>0</b>	<b>1</b>	<b>1</b>	<b>0.0-0</b>	<b>0.0-0</b>	<b>0</b>	<b>0-0</b>	<b>0-0</b>	<b>0</b>	<b>1</b>

### SEASON HIGHS

Tackles	1 vs. Portland St. (8/31/19)
Tackles For Loss	None
Sacks	None
QB Hurries	None
Pass Breakups	1 vs. Portland St. (8/31/19)
Forced Fumbles	None
Interceptions	None

### CAREER HIGHS

Tackles	9 at Mississippi State (11/17/18)
Tackles For Loss	1.5 at Mississippi State (11/17/18)
Sacks	None
QB Hurries	1, twice, at Missouri (11/23/18)
Pass Breakups	1 (3x) last vs. Portland St. (8/31/19)
Forced Fumbles	None
Interceptions	None



## GRAYSON GUNTER

89

**Tight End | 6-6 | 243 | Junior**  
Madison, Miss. | Madison Central HS

### QUICK HITS

- Father, Bubba, played football at Ole Miss from 1989-91 as an outside linebacker.
- Played in 11 of 12 games for the Razorbacks as a redshirt sophomore in 2018, starting twice.
- Racked up a career-high three catches in Week 1 vs. Portland St. (8/31).
- Recorded his first career touchdown vs. Tulsa (10/20/18)
- One of two players on 2019 roster from the state of Mississippi.

### CAREER STATS

	GP/GS	RECEIVING				RUSHING					
		REC	YDS	AVG	TD	LNG	ATT	YDS	AVG	TD	LNG
2016	13/0	1	29	29.0	0	29	0	0	0.0	0	0
2018	11/2	4	51	12.8	1	23	0	0	0.0	0	0
2019	4/3	3	16	5.3	0	9	0	0	0.0	0	0
<b>TOTAL</b>	<b>28/5</b>	<b>8</b>	<b>96</b>	<b>12.0</b>	<b>1</b>	<b>29</b>	<b>0</b>	<b>0</b>	<b>0.0</b>	<b>0</b>	<b>0</b>

### GAME-BY-GAME STATS

	GP/GS	RECEIVING				RUSHING					
		REC	YDS	AVG	TD	LNG	ATT	YDS	AVG	TD	LNG
PORTLAND ST.	1/1	3	16	5.3	0	9	0	0	0	0	0
at Ole Miss	1/1	0	0	0.0	0	0	0	0	0	0	0
COLORADO ST.	1/1	0	0	0.0	0	0	0	0	0	0	0
SAN JOSE ST.	1/0	0	0	0.0	0	0	0	0	0	0	0
vs. Texas A&M											
at Kentucky											
AUBURN											
at Alabama											
MISSISSIPPI ST.											
WESTERN KY.											
at LSU											
MISSOURI											
<b>TOTAL</b>	<b>4/3</b>	<b>3</b>	<b>16</b>	<b>5.3</b>	<b>0</b>	<b>9</b>	<b>0</b>	<b>0</b>	<b>0</b>	<b>0</b>	<b>0</b>

### SEASON HIGHS

Receptions .....3 vs. Portland St. (8/31/19)  
 Receiving Yards .....16 vs. Portland St. (8/31/19)  
 Receiving Touchdowns .....None  
 Long Reception .....9 vs. Portland St. (8/31/19)  
 Rushes .....None  
 Rushing Yards .....None  
 Rushing Touchdowns .....None

### CAREER HIGHS

Receptions .....3 vs. Portland St. (8/31/19)  
 Receiving Yards .....23 vs. LSU (11/10/18)  
 Receiving Touchdowns .....1 vs. Tulsa (10/20/18)  
 Long Reception .....23 vs. LSU (11/10/18)  
 Rushes .....None  
 Rushing Yards .....None  
 Rushing Touchdowns .....None



## T.J. HAMMONDS

41

**Running Back | 5-10 | 184 | Redshirt Junior**  
Little Rock, Ark. | Joe T. Robinson HS

### QUICK HITS

- Played in four of the first five games last year, then did not play again to keep redshirt.
- Recorded the team's longest catch last year 64 yards for a TD at Colorado State (9/8).
- Had three carries in three of the four games played last season.
- His 88-yard TD run against Coastal Carolina ('17) was the sixth-longest run in team history.
- Also had a 60-yard TD catch vs. CC to be first Hog since 2012 with two TDs of 60+ yards.

### CAREER STATS

	GP/GS	RECEIVING				RUSHING					
		REC	YDS	AVG	TD	LNG	ATT	YDS	AVG	TD	LNG
2016	8/0	0	0	0.0	0	0	15	88	5.9	1	30
2017	12/0	2	64	32.0	1	60	32	267	8.3	1	88
2018	4/0	4	84	12.0	1	64	10	28	2.8	0	10
<b>TOTAL</b>	<b>24/0</b>	<b>6</b>	<b>148</b>	<b>24.7</b>	<b>2</b>	<b>64</b>	<b>57</b>	<b>397</b>	<b>6.9</b>	<b>2</b>	<b>88</b>

### GAME-BY-GAME STATS

	GP/GS	RUSHING				RECEIVING					
		ATT	YDS	AVG	TD	LNG	REC	YDS	AVG	TD	LNG
PORTLAND ST.	-/-	-	-	-	-	-	-	-	-	-	-
at Ole Miss	-/-	-	-	-	-	-	-	-	-	-	-
COLORADO ST.	-/-	-	-	-	-	-	-	-	-	-	-
SAN JOSE ST.	-/-	-	-	-	-	-	-	-	-	-	-
vs. Texas A&M											
at Kentucky											
AUBURN											
at Alabama											
MISSISSIPPI ST.											
WESTERN KY.											
at LSU											
MISSOURI											
<b>TOTAL</b>	<b>-/-</b>	<b>-</b>	<b>-</b>	<b>-</b>	<b>-</b>	<b>-</b>	<b>-</b>	<b>-</b>	<b>-</b>	<b>-</b>	<b>-</b>

### SEASON HIGHS

Rushes .....3 (2x) last at Colorado State (9/8/18)  
 Rushing Yards .....14 vs. Eastern Illinois (9/1/18)  
 Rushing Touchdowns .....None  
 Long Rush .....10 vs. Eastern Illinois (9/1/18)  
 Receptions .....2 vs. North Texas (9/15/18)  
 Receiving Yards .....64 at Colorado State (9/8/18)  
 Receiving Touchdowns .....1 at Colorado State (9/8/18)  
 Long Reception .....64 at Colorado State (9/8/18)

### CAREER HIGHS

Rushes .....11 at Ole Miss (10/28/17)  
 Rushing Yards .....119 vs. Coastal Carolina (11/4/17)  
 Rushing Touchdowns .....1 (2x), last vs. Coastal Carolina (11/4/17)  
 Long Rush .....88 vs. Coastal Carolina (11/4/17)  
 Receptions .....2 vs. North Texas (9/15/18)  
 Receiving Yards .....64 at Colorado State (9/8/18)  
 Receiving Touchdowns .....1 (2x) last at Colorado State (9/8/18)  
 Long Reception .....64 at Colorado State (9/8/18)



# GAME 5: TEXAS A&M



## CHASE HARRELL

14

**Tight End | 6-4 | 249 | Senior**  
Huffman, Texas | Kansas

### QUICK HITS

- Has a newborn son, Calvin.
- Caught his first touchdown at Arkansas on Saturday against Colorado State.
- Both of his receptions this season have gone for 14 yards.
- Transitioned to tight end after 2018 season.
- Transferred to Arkansas as a junior after three years at Kansas.

### CAREER STATS

	RECEIVING						RUSHING					
	GP/GS	REC	YDS	AVG	TD	LNG	ATT	YDS	AVG	TD	LNG	
2016 (KU)	12	5	81	16.2	2	38	0	0	0.0	0	0	
2017 (KU)	12/4	25	221	8.8	3	28	0	0	0.0	0	0	
2018	10/0	4	60	15.0	0	36	0	0	0.0	0	0	
2019	4/1	2	28	14.0	1	14	0	0	0.0	0	0	
<b>TOTAL</b>	<b>35/8</b>	<b>47</b>	<b>480</b>	<b>10.2</b>	<b>6</b>	<b>38</b>	<b>0</b>	<b>0</b>	<b>0.0</b>	<b>0</b>	<b>0</b>	

### GAME-BY-GAME STATS

	RUSHING						RECEIVING					
	GP/GS	REC	YDS	AVG	TD	LNG	ATT	YDS	AVG	TD	LNG	
PORTLAND ST.	1/0	1	14	14.0	0	14	0	0	0	0	0	
at Ole Miss	1/0	0	0	0	0	0	0	0	0	0	0	
COLORADO ST.	1/0	1	14	14.0	1	14	0	0	0	0	0	
SAN JOSE ST.	1/1	0	0	0.0	0	0	0	0	0	0	0	
vs. Texas A&M												
at Kentucky												
AUBURN												
at Alabama												
MISSISSIPPI ST.												
WESTERN KY.												
at LSU												
MISSOURI												
<b>TOTAL</b>	<b>4/1</b>	<b>2</b>	<b>28</b>	<b>14.0</b>	<b>1</b>	<b>14</b>	<b>0</b>	<b>0</b>	<b>0.0</b>	<b>0</b>	<b>0</b>	

### SEASON HIGHS

Receptions	1, twice vs. Colorado State (9/14/19)
Receiving Yards	14, twice vs. Colorado State (9/14/19)
Receiving Touchdowns	1 vs. Colorado State (9/14/19)
Long Reception	14, twice vs. Colorado State (9/14/19)
Rushes	None
Rushing Yards	None
Rushing Touchdowns	None
Long Rush	None
Punt Returns	None
Long Punt Return	None
Kick Returns	None
Kick Return Yards	None
Kick Return Touchdowns	None

### CAREER HIGHS

Receptions	6 vs. Oklahoma (11/18/17)
Receiving Yards	58 at Ohio (9/2/17)
Receiving Touchdowns	1 (6x), vs. Colorado State (9/14/19)
Long Reception	38 vs. Rhode Island (9/3/16)
Rushes	None
Rushing Yards	None
Rushing Touchdowns	None
Punt Returns	None
Long Rush	None
Long Punt Return	None
Kick Returns	None
Kick Return Yards	None
Kick Return Touchdowns	None



## DE'JON HARRIS

8

**Linebacker | 6-0 | 248 | Senior**  
Harvey, La. | John Ehret HS

### QUICK HITS

- Nickname: Scoota - given to him by his mom as a child.
- Earned his first double-digit tackle game (12 vs. CSU, 9/14) last week, his 16th of his career.
- Led the Razorbacks in each of the last two seasons in total stops (115 & 118).
- Conference-high seven double-digit tackle performances in 2018.
- Led the SEC in total tackles, solo stops & tackles in SEC play during the 2018 regular season.

### CAREER STATS

	GP/GS	UA	A	ToT	TFL-YDS	SCK-YDS	FF	FR-YDS	INT-YDS	QBH	BRUP
2016	12/0	18	19	37	2.0-8	1.0-6	1	0-0	0-0	0	0
2017	12/12	66	49	115	8.5-25	3.5-18	0	0-0	0-0	4	2
2018	12/12	62	56	118	9.0-23	2.0-11	1	1-0	0-0	2	5
2019	4/4	12	16	28	1.0-2	0.0-0	0	0-0	0-0	1	2
<b>TOTAL</b>	<b>40/28</b>	<b>158</b>	<b>140</b>	<b>298</b>	<b>20.5-58</b>	<b>6.5-51</b>	<b>2</b>	<b>1-0</b>	<b>0-0</b>	<b>7</b>	<b>9</b>

### GAME-BY-GAME STATS

	GP/GS	UA	A	ToT	TFL-YDS	SCK-YDS	FF	FR-YDS	INT-YDS	QBH	BRUP
PORTLAND ST.	1/1	0	3	3	0.5-1	0.0-0	0	0-0	0-0	1	0
at Ole Miss	1/1	3	3	6	0.0-0	0.0-0	0	0-0	0-0	0	0
COLORADO ST.	1/1	6	6	12	0.5-1	0.0-0	0	0-0	0-0	0	0
SAN JOSE ST.	1/1	3	4	7	0.0-0	0.0-0	0	0-0	0-0	0	2
vs. Texas A&M											
at Kentucky											
AUBURN											
at Alabama											
MISSISSIPPI ST.											
WESTERN KY.											
at LSU											
MISSOURI											
<b>TOTAL</b>	<b>4/4</b>	<b>12</b>	<b>16</b>	<b>28</b>	<b>1.0-2</b>	<b>0.0-0</b>	<b>0</b>	<b>0-0</b>	<b>0-0</b>	<b>1</b>	<b>2</b>

### SEASON HIGHS

Tackles	12 vs. Colorado St. (9/14/19)
Tackles For Loss	0.5 (2x) last vs. Colorado St. (9/14/19)
Double-Figure Tackle Games	1 vs. Colorado St. (9/14/19)
Sacks	None
Interceptions	None
Interception Return Yards	None
QB Hurries	1 vs. Portland St. (8/31/19)
Pass Breakups	2 vs. San Jose State (9/21/19)
Forced Fumbles	None

### CAREER HIGHS

Tackles	16 vs. Texas A&M (9/29/18)
Tackles For Loss	2.0 (3x), last vs. Texas A&M (9/29/18)
Double-Figure Tackle Games	16, last vs. Colorado State (9/14/19)
Sacks	1.0 (6x) last vs. Ole Miss (10/13/18)
Interceptions	None
Interception Return Yards	1 vs. Tulsa (10/20/18)
QB Hurries	3 vs. Missouri (11/24/17)
Pass Breakups	2 (3x) last vs. San Jose State (9/21/19)
Forced Fumbles	1 (2x) vs. Eastern Illinois (9/1/18)



## CHASE HAYDEN

2

Running Back | 5-10 | 205 | Junior  
Memphis, Tenn. | Saint George's Independent School

### QUICK HITS

- Father, Aaron, was RB at Tennessee & drafted by Chargers (4th rd) in 1995 NFL Draft.
- Played in all 12 games for the Razorbacks as a sophomore in 2018.
- Totaled 220 snaps over the course of the season, 214 out of the backfield.
- Ranked third on the team in rushing with 251 yards and a touchdown on 57 carries in 2018.
- Racked up 70 yards on five carries, scoring once against Vanderbilt on Oct. 27.

### CAREER STATS

	RUSHING					RECEIVING				
	GP/GS	ATT	YDS	AVG	TD	LNG	REC	YDS	AVG	TD
2017	7/0	61	326	5.3	4	40	1	23	23.0	0
2018	12/0	57	251	4.4	1	38	11	61	5.5	0
2019	4/0	12	39	3.3	0	15	4	12	3.0	0
<b>TOTAL</b>	<b>23/0</b>	<b>130</b>	<b>617</b>	<b>4.7</b>	<b>5</b>	<b>40</b>	<b>16</b>	<b>96</b>	<b>6.0</b>	<b>0</b>

### GAME-BY-GAME STATS

	RUSHING					RECEIVING				
	GP/GS	ATT	YDS	AVG	TD	LNG	REC	YDS	AVG	TD
PORTLAND ST.	1/0	9	28	3.1	0	6	1	4	4.0	0
at Ole Miss	1/0	1	-6	-6.0	0	-6	1	-4	-4.0	0
COLORADO ST.	1/0	2	17	8.5	0	15	2	12	6.0	0
SAN JOSE ST.	1/0	0	0	0.0	0	0	0	0	0.0	0
vs. Texas A&M										
at Kentucky										
AUBURN										
at Alabama										
MISSISSIPPI ST.										
WESTERN KY.										
at LSU										
MISSOURI										
<b>TOTAL</b>	<b>4/0</b>	<b>12</b>	<b>39</b>	<b>3.3</b>	<b>0</b>	<b>15</b>	<b>4</b>	<b>12</b>	<b>3.0</b>	<b>0</b>

### SEASON HIGHS

Rushes	9 vs. Portland St. (8/31/19)
Rushing Yards	28 vs. Portland St. (8/31/19)
Rushing Touchdowns	None
Long Rush	15 vs. Colorado St. (9/14/19)
100-Yard Games	None
Receptions	2 vs. Colorado St. (9/14/19)
Receiving Yards	12 vs. Colorado St. (9/14/19)
Receiving Touchdowns	None
Long Reception	6 vs. Colorado St. (9/14/19)

### CAREER HIGHS

Rushes	14 vs. Florida A&M (8/31/17)
Rushing Yards	120 vs. Florida A&M (8/31/17)
Rushing Touchdowns	2 vs. New Mexico State (9/30/17)
Long Rush	40 vs. Auburn (10/21/17)
100-Yard Games	1, 120 vs. Florida A&M (8/31/17)
Receptions	5 vs. Vanderbilt (10/27/18)
Receiving Yards	26 vs. Alabama (10/6/18)
Receiving Touchdowns	None
Long Reception	23 vs. Auburn (10/21/17)



## HAYDEN HENRY

27

Linebacker | 6-2 | 226 | Junior  
Little Rock, Ark. | Pulaski Academy

### QUICK HITS

- Razorback Bloodline: Grandfather, Skip Coffman, played basketball (1957-62), father, Mark, played football (1988-91), brothers Hunter (2013-15) & Hudson (current freshman) play FB.
- Has played in all three games in 2019, racking up seven tackles (2.5 TFL).
- Notched career-high 1.5 TFL vs. CSU (9/14) in Week 3 along with a forced fumble and a PBU.
- Had a career high eight tackles against LSU (11/10/18).

### CAREER STATS

	GP/GS	UA	A	ToT	TFL-YDS	SCK-YDS	FF	FR-YDS	INT-YDS	QBH	BRUP
2017	12/0	3	0	3	0.0-0	0.0-0	0	0-0	0-0	0	0
2018	12/1	9	15	24	0.0-0	0.0-0	0	0-0	0-0	0	0
2019	4/0	6	7	13	2.5-9	1.0-7	1	0-0	0-0	0	2
<b>TOTAL</b>	<b>28/1</b>	<b>18</b>	<b>22</b>	<b>40</b>	<b>2.5-9</b>	<b>1.0-7</b>	<b>1</b>	<b>0-0</b>	<b>0-0</b>	<b>0</b>	<b>2</b>

### GAME-BY-GAME STATS

	GP/GS	UA	A	ToT	TFL-YDS	SCK-YDS	FF	FR-YDS	INT-YDS	QBH	BRUP
PORTLAND ST.	1/0	1	0	1	1.0-7	1.0-7	0	0-0	0-0	0	0
at Ole Miss	1/0	2	2	4	0.0-0	0.0-0	0	0-0	0-0	0	0
COLORADO ST.	1/0	2	5	7	1.5-2	0.0-0	1	0-0	0-0	0	1
SAN JOSE ST.	1/0	1	0	1	0.0-0	0.0-0	0	0-0	0-0	0	1
vs. Texas A&M											
at Kentucky											
AUBURN											
at Alabama											
MISSISSIPPI ST.											
WESTERN KY.											
at LSU											
MISSOURI											
<b>TOTAL</b>	<b>4/0</b>	<b>6</b>	<b>7</b>	<b>13</b>	<b>2.5-9</b>	<b>1.0-7</b>	<b>1</b>	<b>0-0</b>	<b>0-0</b>	<b>0</b>	<b>2</b>

### SEASON HIGHS

Tackles	7 vs. Colorado St. (9/14/19)
Tackles For Loss	1.5 vs. Colorado St. (9/14/19)
Sacks	1.0 vs. Portland St. (8/31/19)
Interceptions	None
Interception Return Yards	None
QB Hurries	None
Pass Breakups	1 (2x) last vs. San Jose State (9/21/19)
Forced Fumbles	1 vs. Colorado St. (9/14/19)

### CAREER HIGHS

Tackles	8 vs. LSU (11/10/18)
Tackles For Loss	1.5 vs. Colorado St. (9/14/19)
Sacks	1.0 vs. Portland St. (8/31/19)
Interceptions	None
Interception Return Yards	None
QB Hurries	None
Pass Breakups	1 (2x) last vs. San Jose State (9/21/19)
Forced Fumbles	1 vs. Colorado St. (9/14/19)

# GAME 5: TEXAS A&M



## BEN HICKS

6

Quarterback | 6-1 | 217 | Senior  
Waco, Texas | SMU



### QUICK HITS

- Transferred from SMU with one year of eligibility remaining.
- Played in 12 games, starting nine, as a junior at SMU.
- Left SMU as career leader in passing yards, total offense, TD passes, TDs responsible for, completions and 300-yard games.
- Made his first career start for Arkansas in Week 1 vs. Portland St.

### CAREER STATS

	PASSING								RUSHING						
	GP/GS	COMP	ATT	PCT	YDS	TD	INT	LNG	ATT	YDS	AVG	TD	LNG		
2016	12/11	234	422	55.4	2,930	19	15	88	41	-83	-2.0	2	15		
2017	13/13	276	472	58.4	3,569	33	12	86	54	47	0.9	1	25		
2018	12/9	208	372	55.9	2,582	19	7	71	45	-68	-1.5	0	51		
2019	2/2	21	45	46.7	241	0	0	49	6	1	0.2	0	10		
<b>TOTAL</b>	<b>39/35</b>	<b>739</b>	<b>1,271</b>	<b>58.3</b>	<b>9,322</b>	<b>71</b>	<b>34</b>	<b>88</b>	<b>146</b>	<b>-103</b>	<b>-0.7</b>	<b>3</b>	<b>51</b>		

### GAME-BY-GAME STATS

	PASSING								RUSHING						
	GP/GS	COMP	ATT	PCT	YDS	TD	INT	LNG	ATT	YDS	AVG	TD	LNG		
PORTLAND ST.	1/1	14	29	48.3	143	0	0	20	2	6	3.0	0	10		
at Ole Miss	1/1	7	16	43.8	98	0	0	49	4	-5	-1.0	0	6		
COLORADO ST.	-/-	-	-	-	-	-	-	-	-	-	-	-	-		
SAN JOSE ST.	-/-	-	-	-	-	-	-	-	-	-	-	-	-		
vs. Texas A&M															
at Kentucky															
AUBURN															
at Alabama															
MISSISSIPPI ST.															
WESTERN KY.															
at LSU															
MISSOURI															
<b>TOTAL</b>	<b>2/2</b>	<b>21</b>	<b>45</b>	<b>46.7</b>	<b>241</b>	<b>0</b>	<b>0</b>	<b>49</b>	<b>6</b>	<b>1</b>	<b>0.2</b>	<b>0</b>	<b>10</b>		

### SEASON HIGHS

Pass Attempts.....	29 vs. Portland St. (8/31/19)
Completions.....	14 vs. Portland St. (8/31/19)
Pass Yards.....	143 vs. Portland St. (8/31/19)
Pass TDs.....	None
Long Pass.....	49 at Ole Miss (9/7/19)
Completion %.....	48.3 vs. Portland St. (8/31/19)
Rushes.....	4 at Ole Miss (9/7/19)
Rush Yards.....	6 vs. Portland St. (8/31/19)
Rush TDs.....	None
Long Rush.....	10 vs. Portland St. (8/31/19)

### CAREER HIGHS

Pass Attempts.....	58 at Houston (10/7/17)
Completions.....	41 at Houston (10/7/17)
Pass Yards.....	397 at Houston (10/7/17)
Pass TDs.....	4, 5x, last at Houston (10/7/17)
Long Pass.....	88 at North Texas (9/1/18)
Completion %.....	100.0 vs. Navy (9/22/18)
Rushes.....	7, 5x, last at Tulsa (11/24/18)
Rush Yards.....	54 vs. UCF (11/4/17)
Rush TDs.....	1 vs. Arkansas State (9/23/17)
Long Rush.....	51 at Uconn (11/10/18)



## JORDAN JONES

10

Wide Receiver | 6-1 | 185 | Junior  
Smackover, Ark. | Smackover HS

### QUICK HITS

- Arkansas 3A State 100-meter dash champion (10.75).
- Played in all 12 games as a sophomore in 2018 - catching a pass in nine.
- Reeled in the top yardage-performance by a Hog last year with 132 in the season opener.
- Recorded his lone TD of the year on a 57-yard pass against EIU in the first game.
- Helped Arkansas extend its streak of 12-straight years with a 100+ yard receiver.

### CAREER STATS

	RECEIVING						RUSHING					
	GP/GS	REC	YDS	AVG	TD	LNG	ATT	YDS	AVG	TD	LNG	
2017	12/6	21	401	19.1	3	65	8	88	11.0	0	30	
2018	12/0	17	191	11.2	1	57	1	9	9.0	0	9	
<b>TOTAL</b>	<b>24/6</b>	<b>38</b>	<b>592</b>	<b>15.6</b>	<b>4</b>	<b>65</b>	<b>9</b>	<b>97</b>	<b>10.7</b>	<b>0</b>	<b>30</b>	

### GAME-BY-GAME STATS

	RECEIVING						RUSHING					
	GP/GS	REC	YDS	AVG	TD	LNG	ATT	YDS	AVG	TD	LNG	
PORTLAND ST.	-/-	-	-	-	-	-	-	-	-	-	-	
at Ole Miss	-/-	-	-	-	-	-	-	-	-	-	-	
COLORADO ST.	-/-	-	-	-	-	-	-	-	-	-	-	
SAN JOSE ST.	-/-	-	-	-	-	-	-	-	-	-	-	
vs. Texas A&M												
at Kentucky												
AUBURN												
at Alabama												
MISSISSIPPI ST.												
WESTERN KY.												
at LSU												
MISSOURI												
<b>TOTAL</b>	<b>0/0</b>	<b>0</b>	<b>0</b>	<b>0.0</b>	<b>0</b>	<b>0</b>	<b>0</b>	<b>0</b>	<b>0.0</b>	<b>0</b>	<b>0</b>	

### SEASON HIGHS

Receptions.....	5 vs. Eastern Illinois (9/1/18)
Receiving Yards.....	132 vs. Eastern Illinois (9/1/18)
Receiving Touchdowns.....	1 vs. Eastern Illinois (9/1/18)
Long Reception.....	57 vs. Eastern Illinois (9/1/18)
Rushes.....	1 vs. Alabama (10/6/18)
Rushing Yards.....	9 vs. Alabama (10/6/18)
Rushing Touchdowns.....	None
Long Rush.....	9 vs. Alabama (10/6/19)

### CAREER HIGHS

Receptions.....	5 vs. Eastern Illinois (9/1/18)
Receiving Yards.....	132 vs. Eastern Illinois (9/1/18)
Receiving Touchdowns.....	1 (4x) last vs. Eastern Illinois (9/1/18)
Long Reception.....	65 vs. Missouri (11/24/17)
Rushes.....	2 vs. Texas A&M (9/23/17)
Rushing Yards.....	50 vs. Texas A&M (9/23/17)
Rushing Touchdowns.....	None
Long Rush.....	30 vs. Texas A&M (9/23/17)



## TREY KNOX

7

Wide Receiver | 6-5 | 205 | Freshman  
Murfreesboro, Tenn. | Blackman HS

### QUICK HITS

- Loves country music - big Luke Bryan fan.
- Upped his season high with eight catches vs. SJSU (9/21); Second-straight week w/ a TD catch.
- His 49-yard reception at Ole Miss is the largest by an Arkansas true freshman since Hunter Henry (2013).
- Four-star prospect by Rivals, 247Sports & ESPN - 16th in country & No. 4 in Tenn. by Rivals.
- One of four Razorbacks with a receiving TD this year and only Arkansas WR with multiple TDs.

### CAREER STATS

	RECEIVING					RUSHING				
	GP/GS	REC	YDS	AVG	TD	LNG	ATT	YDS	AVG	TD
2019	4/4	21	299	14.2	2	49	0	0	0.0	0
<b>TOTAL</b>	<b>4/4</b>	<b>21</b>	<b>299</b>	<b>14.2</b>	<b>2</b>	<b>49</b>	<b>0</b>	<b>0</b>	<b>0.0</b>	<b>0</b>

### GAME-BY-GAME STATS

	RECEIVING					RUSHING				
	GP/GS	REC	YDS	AVG	TD	LNG	ATT	YDS	AVG	TD
PORTLAND ST.	1/1	1	38	38.0	0	38	0	0	0	0
at Ole Miss	1/1	6	88	14.7	0	49	0	0	0	0
COLORADO ST.	1/1	6	90	15.0	1	24	0	0	0	0
SAN JOSE ST.	1/1	8	83	10.4	1	19	0	0	0	0
vs. Texas A&M										
at Kentucky										
AUBURN										
at Alabama										
MISSISSIPPI ST.										
WESTERN KY.										
at LSU										
MISSOURI										
<b>TOTAL</b>	<b>4/4</b>	<b>21</b>	<b>299</b>	<b>14.2</b>	<b>2</b>	<b>49</b>	<b>0</b>	<b>0</b>	<b>0.0</b>	<b>0</b>

### SEASON HIGHS

Receptions ..... 8 vs. San Jose State (9/21/19)  
 Receiving Yards ..... 90 vs. Colorado St. (9/14/19)  
 Receiving Touchdowns ..... 1 (2x) last vs. San Jose State (9/21/19)  
 Long Reception ..... 49 at Ole Miss (9/7/19)

### CAREER HIGHS

Receptions ..... 8 vs. San Jose State (9/21/19)  
 Receiving Yards ..... 90 vs. Colorado St. (9/14/19)  
 Receiving Touchdowns ..... 1 (2x) last vs. San Jose State (9/21/19)  
 Long Reception ..... 49 at Ole Miss (9/7/19)



## JARQUES McCLELLION

4

Defensive Back | 6-0 | 175 | Sophomore  
Lake Worth, Fla. | American Heritage School

### QUICK HITS

- Changed number from 24 to honor cousin & former Notre Dame RB Greg Bryant.
- Writes poetry to keep his mind right and find a sense of calm.
- Cousin of Brandon Flowers, who played CB for the Kansas City Chiefs & San Diego Chargers.
- Matched career-high five tackles in each of last two weeks, including seven solo stops.
- Hauled in his first career interception midway through the 3rd quarter vs. Portland St.

### CAREER STATS

	GP/GS	UA	A	ToT	TFL-YDS	SCK-YDS	FF	FR-YDS	INT-YDS	QBH	BRUP
2018	12/9	21	4	25	0.0-0	0.0-0	0	0-0	0-0	0	7
2019	4/4	9	3	12	0.0-0	0.0-0	0	0-0	1-0	0	1
<b>TOTAL</b>	<b>16/13</b>	<b>30</b>	<b>7</b>	<b>37</b>	<b>0.0-0</b>	<b>0.0-0</b>	<b>0</b>	<b>0-0</b>	<b>1-0</b>	<b>0</b>	<b>8</b>

### GAME-BY-GAME STATS

	GP/GS	UA	A	ToT	TFL-YDS	SCK-YDS	FF	FR-YDS	INT-YDS	QBH	BRUP
PORTLAND ST.	1/1	1	0	1	0.0-0	0.0-0	0	0-0	1-0	0	0
at Ole Miss	1/1	1	0	1	0.0-0	0.0-0	0	0-0	0-0	0	0
COLORADO ST.	1/1	4	1	5	0.0-0	0.0-0	0	0-0	0-0	0	0
SAN JOSE ST.	1/1	3	2	5	0.0-0	0.0-0	0	0-0	0-0	0	1
vs. Texas A&M											
at Kentucky											
AUBURN											
at Alabama											
MISSISSIPPI ST.											
WESTERN KY.											
at LSU											
MISSOURI											
<b>TOTAL</b>	<b>4/4</b>	<b>9</b>	<b>3</b>	<b>12</b>	<b>0.0-0</b>	<b>0.0-0</b>	<b>0</b>	<b>0-0</b>	<b>1-0</b>	<b>0</b>	<b>1</b>

### SEASON HIGHS

Tackles ..... 5 (2x) last vs. San Jose State (9/21/19)  
 Tackles For Loss ..... None  
 Sacks ..... None  
 Interceptions ..... 1 vs. Portland St. (8/31/19)  
 Interception Return Yards ..... None  
 QB Hurries ..... None  
 Pass Breakups ..... 1 vs. San Jose State (9/21/19)  
 Forced Fumbles ..... None

### CAREER HIGHS

Tackles ..... 5 (3x) last vs. San Jose State (9/21/19)  
 Tackles For Loss ..... None  
 Sacks ..... None  
 Interceptions ..... 1 vs. Portland St. (8/31/19)  
 Interception Return Yards ..... None  
 QB Hurries ..... None  
 Pass Breakups ..... 2 vs. Ole Miss (10/13/18)  
 Forced Fumbles ..... None





## D'VONE McCLURE

36

Linebacker | 6-2 | 219 | Junior  
Rixey, Ark. | Jacksonville HS

### QUICK HITS

- Drafted by the Cleveland Indians in the fourth round of the 2012 MLB Draft - played 4 yrs.
- Nickname: Pluck - from Looney Tunes' "Plucky the Duck" - given by aunt as a child after he would mimick Plucky's saying, "Water go down the hole."
- Has a nine-month old son, Kade.
- Totaled 10 tackles in first four games of 2019 - season-high five stops vs. CSU (9/14).

### CAREER STATS

	GP/GS	UA	A	ToT	TFL-YDS	SCK-YDS	FF	FR-YDS	INT-YDS	QBH	BRUP
2016	5/0	1	0	1	0.0-0	0.0-0	0	0-0	0-0	0	0
2018	12/6	19	7	26	2.0-11	1.0-8	1	0-0	0-0	0	3
2019	4/0	5	5	10	0.5-1	0.0-0	0	0-0	0-0	1	1
<b>TOTAL</b>	<b>21/6</b>	<b>25</b>	<b>12</b>	<b>37</b>	<b>2.5-12</b>	<b>1.0-8</b>	<b>1</b>	<b>0-0</b>	<b>0-0</b>	<b>1</b>	<b>4</b>

### GAME-BY-GAME STATS

	GP/GS	UA	A	ToT	TFL-YDS	SCK-YDS	FF	FR-YDS	INT-YDS	QBH	BRUP
PORTLAND ST.	1/0	1	2	3	0.0-0	0.0-0	0	0-0	0-0	1	1
at Ole Miss	1/0	2	0	2	0.0-0	0.0-0	0	0-0	0-0	0	0
COLORADO ST.	1/0	2	3	5	0.5-1	0.0-0	0	0-0	0-0	0	0
SAN JOSE ST.	1/0	0	0	0	0.0-0	0.0-0	0	0-0	0-0	0	0
vs. Texas A&M											
at Kentucky											
AUBURN											
at Alabama											
MISSISSIPPI ST.											
WESTERN KY.											
at LSU											
MISSOURI											
<b>TOTAL</b>	<b>4/0</b>	<b>5</b>	<b>5</b>	<b>10</b>	<b>0.5-1</b>	<b>0.0-0</b>	<b>0</b>	<b>0-0</b>	<b>0-0</b>	<b>1</b>	<b>1</b>

### SEASON HIGHS

Tackles ..... 5 vs. Colorado St. (9/14/19)  
Tackles For Loss ..... 0.5 vs. Colorado St. (9/14/19)  
Sacks ..... None  
Interceptions ..... None  
Interception Return Yards ..... None  
QB Hurries ..... 1 vs. Portland St. (8/31/19)  
Pass Breakups ..... 1 vs. Portland St. (8/31/19)  
Forced Fumbles ..... None

### CAREER HIGHS

Tackles ..... 9 vs. Eastern Illinois (9/1/18)  
Tackles For Loss ..... 1.0, twice, vs. Ole Miss (10/13/18)  
Sacks ..... 1.0 vs. Eastern Illinois (9/1/18)  
Interceptions ..... None  
Interception Return Yards ..... None  
QB Hurries ..... 1 vs. Portland St. (8/31/19)  
Pass Breakups ..... 1 (4x) last vs. Portland St. (8/31/19)  
Forced Fumbles ..... 1 vs. Eastern Illinois (9/1/18)



## GRANT MORGAN

31

Linebacker | 5-11 | 229 | Junior  
Greenwood HS | Greenwood, Ark.



### QUICK HITS

- Younger brother of former Arkansas & NFL wide receiver Drew Morgan.
- Began Arkansas career as walk-on, placed on scholarship Aug. 2018.
- Played in 28-straight games since freshman season in 2017.
- Picked up his second-career sack vs. CSU (9/14) - part of second-straight five-tackle performance.
- Reached a career-best eight tackles in the season-finale vs. Missouri (11/24/17).

### CAREER STATS

	GP/GS	UA	A	ToT	TFL-YDS	SCK-YDS	FF	FR-YDS	INT-YDS	QBH	BRUP
2017	12/0	22	16	38	3.5-15	1.0-9	1	0-0	0-0	2	2
2018	12/0	8	16	24	2.5-4	0.0-0	0	0-0	0-0	2	1
2019	4/0	4	10	14	2.5-13	1.0-8	0	0-0	0-0	0	0
<b>TOTAL</b>	<b>28/0</b>	<b>34</b>	<b>42</b>	<b>77</b>	<b>8.5-32</b>	<b>2.0-17</b>	<b>1</b>	<b>0-0</b>	<b>0-0</b>	<b>4</b>	<b>3</b>

### GAME-BY-GAME STATS

	GP/GS	UA	A	ToT	TFL-YDS	SCK-YDS	FF	FR-YDS	INT-YDS	QBH	BRUP
PORTLAND ST.	1/0	2	2	4	1.0-4	0.0-0	0	0-0	0-0	0	0
at Ole Miss	1/0	1	4	5	0.0-0	0.0-0	0	0-0	0-0	0	0
COLORADO ST.	1/0	1	3	5	1.5-9	1.0-8	0	0-0	0-0	0	0
SAN JOSE ST.	1/0	0	1	1	0.0-0	0.0-0	0	0-0	0-0	0	0
vs. Texas A&M											
at Kentucky											
AUBURN											
at Alabama											
MISSISSIPPI ST.											
WESTERN KY.											
at LSU											
MISSOURI											
<b>TOTAL</b>	<b>4/0</b>	<b>4</b>	<b>10</b>	<b>14</b>	<b>2.5-13</b>	<b>1.0-8</b>	<b>0</b>	<b>0-0</b>	<b>0-0</b>	<b>0</b>	<b>0</b>

### SEASON HIGHS

Tackles ..... 5 (2x) last vs. Colorado St. (9/14/19)  
Tackles For Loss ..... 1.5 vs. Colorado St. (9/14/19)  
Sacks ..... 1.0 vs. Colorado St. (9/14/19)  
Interceptions ..... None  
Interception Return Yards ..... None  
QB Hurries ..... None  
Pass Breakups ..... None  
Forced Fumbles ..... None  
Fumble Recoveries ..... None

### CAREER HIGHS

Tackles ..... 8 vs. Missouri (11/24/17)  
Tackles For Loss ..... 2.0 vs. Mississippi State (11/18/17)  
Sacks ..... 1.0 (3x) last vs. Colorado St. (9/14/19)  
Interceptions ..... None  
Interception Return Yards ..... None  
QB Hurries ..... 1 (3x) last vs. North Texas (9/15/18)  
Pass Breakups ..... 1 (3x) last vs. Eastern Illinois (9/1/18)  
Forced Fumbles ..... 1 vs. Auburn (10/21/17)  
Fumble Recoveries ..... None



## CHEYENNE O'GRADY

85

**Tight End | 6-4 | 256 | Senior**  
Fayetteville, Ark. | Fayetteville HS

### QUICK HITS

- Father, the late Larry Marks, played basketball at Arkansas (1987-90).
- Led the team in 2018 in receptions (30) and receiving touchdowns (6), not catching a pass until week five.
- 83 yards vs. Vanderbilt was the most by a Hog TE since Hunter Henry had 92 against K-State in 2016.
- First Hog tight end to record multiple touchdowns since Hunter Henry had 2 against MSU in 2015.
- Caught three passes for 74 yards vs. CSU (9/14), including a 62-yard TD catch, his longest reception of career.

### CAREER STATS

	GP/GS	RECEIVING				LNG	RUSHING				LNG
		REC	YDS	AVG	TD		ATT	YDS	AVG	TD	
2016	8/0	3	63	21.0	1	28	0	0	0.0	0	0
2017	11/1	21	132	6.3	2	19	0	0	0.0	0	0
2018	10/5	30	400	13.3	6	39	0	0	0.0	0	0
2019	3/2	10	152	15.2	1	62	0	0	0.0	0	0
<b>TOTAL</b>	<b>32/8</b>	<b>64</b>	<b>747</b>	<b>11.7</b>	<b>10</b>	<b>62</b>	<b>0</b>	<b>0</b>	<b>0.0</b>	<b>0</b>	<b>0</b>

### GAME-BY-GAME STATS

	GP/GS	RECEIVING				LNG	RUSHING				LNG
		REC	YDS	AVG	TD		ATT	YDS	AVG	TD	
PORTLAND ST.	-/-	-	-	-	-	-	-	-	-	-	-
at Ole Miss	1/1	3	45	15.0	0	25	0	0	0.0	0	0
COLORADO ST.	1/0	3	74	24.7	1	62	0	0	0.0	0	0
SAN JOSE ST.	1/1	4	33	8.3	0	12	0	0	0.0	0	0
vs. Texas A&M											
at Kentucky											
AUBURN											
at Alabama											
MISSISSIPPI ST.											
WESTERN KY.											
at LSU											
MISSOURI											
<b>TOTAL</b>	<b>3/2</b>	<b>10</b>	<b>152</b>	<b>15.2</b>	<b>1</b>	<b>62</b>	<b>0</b>	<b>0</b>	<b>0.0</b>	<b>0</b>	<b>0</b>

### SEASON HIGHS

Receptions ..... 4 vs. San Jose State (9/21/19)  
 Receiving Yards ..... 74 vs. Colorado St. (9/14/19)  
 Receiving Touchdowns ..... 1 vs. Colorado St. (9/14/19)  
 Long Reception ..... 62 vs. Colorado St. (9/14/19)

### CAREER HIGHS

Receptions ..... 7 vs. Alabama (10/6/18)  
 Receiving Yards ..... 83 vs. Vanderbilt (10/27/18)  
 Receiving Touchdowns ..... 2 (2x) last vs. LSU (11/10/18)  
 Long Reception ..... 62 vs. Colorado St. (9/14/19)



## BUMPER POOL

10

**Linebacker | 6-2 | 228 | Sophomore**  
Lucas, Texas | Lovejoy HS

### QUICK HITS

- Father, sister, grandfather, two aunts and two cousins are all graduates of Arkansas.
- Made his eighth career start last week vs. San Jose State (9/21).
- Finished in the top two on the team in tackles in three of four games (6 vs. PSU; 9 at Ole Miss; 7 vs. SJSU).
- Has totaled four or more tackles in each of his last five games.
- 60-yard fumble return last year in Arkansas' longest since Jerry Franklin (94 yards in 2011).

### CAREER STATS

	GP/GS	UA	A	ToT	TFL-YDS	SCK-YDS	FF	FR-YDS	INT-YDS	QBH	BRUP
2018	10/4	14	15	29	2.5-4	0.0-0	0	1-60	0-0	1	4
2019	4/4	12	14	26	1.0-2	0.0-0	0	0-0	0-0	0	2
<b>TOTAL</b>	<b>14/8</b>	<b>26</b>	<b>29</b>	<b>55</b>	<b>3.5-6</b>	<b>0.0-0</b>	<b>0</b>	<b>1-60</b>	<b>0-0</b>	<b>1</b>	<b>6</b>

### GAME-BY-GAME STATS

	GP/GS	UA	A	ToT	TFL-YDS	SCK-YDS	FF	FR-YDS	INT-YDS	QBH	BRUP
PORTLAND ST.	1/1	2	4	6	0.0-0	0.0-0	0	0-0	0-0	0	1
at Ole Miss	1/1	7	2	9	1.0-2	0.0-0	0	0-0	0-0	0	0
COLORADO ST.	1/1	0	4	4	0.0-0	0.0-0	0	0-0	0-0	0	0
SAN JOSE ST.	1/1	3	4	7	0.0-0	0.0-0	0	0-0	0-0	0	1
vs. Texas A&M											
at Kentucky											
AUBURN											
at Alabama											
MISSISSIPPI ST.											
WESTERN KY.											
at LSU											
MISSOURI											
<b>TOTAL</b>	<b>4/4</b>	<b>12</b>	<b>14</b>	<b>26</b>	<b>1.0-2</b>	<b>0.0-0</b>	<b>0</b>	<b>0-0</b>	<b>0-0</b>	<b>0</b>	<b>2</b>

### SEASON HIGHS

Tackles ..... 9 at Ole Miss (9/7/19)  
 Tackles For Loss ..... 1.0 at Ole Miss (9/7/19)  
 Sacks ..... None  
 Interceptions ..... None  
 Interception Return Yards ..... None  
 QB Hurries ..... None  
 Pass Breakups ..... 1 (2x) last vs. San Jose State (9/21/19)  
 Forced Fumbles ..... None  
 Fumble Recoveries ..... None

### CAREER HIGHS

Tackles ..... 10 vs. Vanderbilt (10/27/18)  
 Tackles For Loss ..... 1.0 (3x) last at Ole Miss (9/7/19)  
 Sacks ..... None  
 Interceptions ..... None  
 Interception Return Yards ..... None  
 QB Hurries ..... 1 vs. North Texas (9/15/18)  
 Pass Breakups ..... 1 (5x) last vs. San Jose State (9/21/19)  
 Forced Fumbles ..... 1 at Colorado State (9/8/18)  
 Fumble Recoveries ..... 1 vs. Eastern Illinois (9/1/18)

# GAME 5: TEXAS A&M



## GABE RICHARDSON

6

Defensive End | 6-3 | 240 | Senior  
Decatur, Ga. | Hutchinsos [Kan.] CC

### QUICK HITS

- Anchoring defensive end unit that features three freshmen.
- Leads the team in tackles for loss (4.5) and sacks (2.5).
- Started every game this season after starting twice in 2018.
- Has at least one TFL in all four games this year; Ranks T-4th in SEC.
- Transfer from Hutchinson CC - KJCCC All-Conference honoree.

### CAREER STATS

	GP/GS	UA	A	ToT	TFL-YDS	SCK-YDS	FF	FR-YDS	INT-YDS	QBH	BRUP
2017	4/0	1	0	1	0.0-0	0.0-0	1	0-0	0-0	0	0
2018	11/2	3	10	13	1.5-3	0.0-0	0	1-0	0-0	2	1
2019	4/4	6	8	14	4.5-24	2.5-20	0	0-0	0-0	0	1
<b>TOTAL</b>	<b>19/6</b>	<b>10</b>	<b>18</b>	<b>28</b>	<b>6.0-27</b>	<b>2.5-20</b>	<b>1</b>	<b>1-0</b>	<b>0-0</b>	<b>2</b>	<b>2</b>

### GAME-BY-GAME STATS

	GP/GS	UA	A	ToT	TFL-YDS	SCK-YDS	FF	FR-YDS	INT-YDS	QBH	BRUP
PORTLAND ST.	1/1	0	3	3	1.0-4	0.5-3	0	0-0	0-0	0	0
at Ole Miss	1/1	4	3	7	1.0-7	1.0-7	0	0-0	0-0	0	0
COLORADO ST.	1/1	1	1	2	1.5-12	1.0-10	0	0-0	0-0	0	0
SAN JOSE ST.	1/1	1	1	2	1.0-1	0.0-0	0	0-0	0-0	0	1
vs. Texas A&M											
at Kentucky											
AUBURN											
at Alabama											
MISSISSIPPI ST.											
WESTERN KY.											
at LSU											
MISSOURI											
<b>TOTAL</b>	<b>4/4</b>	<b>6</b>	<b>8</b>	<b>14</b>	<b>4.5-24</b>	<b>2.5-20</b>	<b>0</b>	<b>0-0</b>	<b>0-0</b>	<b>0</b>	<b>1</b>

### SEASON HIGHS

Tackles	7 at Ole Miss (9/7/19)
Tackles For Loss	1.5 vs. Colorado State (9/14/19)
Sacks	1.0, twice, vs. Colorado State (9/14/19)
Interceptions	None
Interception Return Yards	None
QB Hurries	None
Pass Breakups	1 vs. San Jose State (9/21/19)
Forced Fumbles	None
Fumble Recoveries	None

### CAREER HIGHS

Tackles	7 at Ole Miss (9/7/19)
Tackles For Loss	1.5 vs. Colorado State (9/14/19)
Sacks	1.0, twice, vs. Colorado State (9/14/19)
Interceptions	None
Interception Return Yards	None
QB Hurries	1, twice, at Colorado State (9/8/18)
Pass Breakups	1 (2x) last vs. San Jose State (9/21/19)
Forced Fumbles	1 vs. Florida A&M (8/31/17)
Fumble Recoveries	1 vs. North Texas (9/15/18)



## T.J. SMITH

52

Defensive Line | 6-3 | 293 | Senior  
Moultrie, Ga. | Colquitt County HS

### QUICK HITS

- Dropped basketball for football after losing 1-on-1 game to football coach in junior high.
- Recipient of the inaugural Frank Broyles Razorback Award from Coach Morris.
- SEC Community Service Team & SEC Leadership Council representative.
- Played in the last 16 games for the Razorbacks, starting 14 over the last two seasons.
- Picked up his first sack of the season vs. CSU (9/14) - good for a 7-yard loss.

### CAREER STATS

	GP/GS	UA	A	ToT	TFL-YDS	SCK-YDS	FF	FR-YDS	INT-YDS	QBH	BRUP
2016	5/0	1	3	4	1.5-3	0.0-0	0	0-0	0-0	0	0
2017	12/12	10	16	26	4.0-17	2.0-15	1	0-0	0-0	3	0
2018	12/10	10	16	26	3.5-10	1.5-6	0	0-0	0-0	0	0
2019	4/4	1	4	5	1.5-9	1.0-7	0	0-0	0-0	3	0
<b>TOTAL</b>	<b>32/26</b>	<b>22</b>	<b>39</b>	<b>61</b>	<b>10.5-39</b>	<b>4.5-28</b>	<b>1</b>	<b>0-0</b>	<b>0-0</b>	<b>6</b>	<b>0</b>

### GAME-BY-GAME STATS

	GP/GS	UA	A	ToT	TFL-YDS	SCK-YDS	FF	FR-YDS	INT-YDS	QBH	BRUP
PORTLAND ST.	1/1	0	1	1	0.0-0	0.0-0	0	0-0	0-0	1	0
at Ole Miss	1/1	0	1	1	0.0-0	0.0-0	0	0-0	0-0	0	0
COLORADO ST.	1/1	1	2	3	1.5-9	1.0-7	0	0-0	0-0	1	0
SAN JOSE ST.	1/1	0	0	0	0.0-0	0.0-0	0	0-0	0-0	1	0
vs. Texas A&M											
at Kentucky											
AUBURN											
at Alabama											
MISSISSIPPI ST.											
WESTERN KY.											
at LSU											
MISSOURI											
<b>TOTAL</b>	<b>4/4</b>	<b>1</b>	<b>4</b>	<b>5</b>	<b>1.5-9</b>	<b>1.0-7</b>	<b>0</b>	<b>0-0</b>	<b>0-0</b>	<b>3</b>	<b>0</b>

### SEASON HIGHS

Tackles	3 vs. Colorado St. (9/14/19)
Tackles For Loss	1.5 vs. Colorado St. (9/14/19)
Sacks	1.0 vs. Colorado St. (9/14/19)
Interceptions	None
Interception Return Yards	None
QB Hurries	1 (3x) last vs. San Jose State (9/21/19)
Pass Breakups	None
Forced Fumbles	None
Fumble Recoveries	None

### CAREER HIGHS

Tackles	5 at Ole Miss (10/28/17)
Tackles For Loss	2.0 at South Carolina (10/7/17)
Sacks	1.0 (4x) last vs. Colorado St. (9/14/19)
Interceptions	None
Interception Return Yards	None
QB Hurries	1 (6x) last vs. San Jose State (9/21/19)
Pass Breakups	None
Forced Fumbles	1 at South Carolina (10/7/17)
Fumble Recoveries	None



## MATAIO SOLI

11

Defensive Lineman | 6-4 | 239 | Freshman  
Douglasville, Ga. | Douglas County HS

### QUICK HITS

- Son of All-SEC Razorback & NFL nose guard Junior Soli (1992-95).
- Started each of the last three games, totaling six tackles, 0.5 TFL and two QBH.
- Four-star prospect by Rivals and 247Sports.
- Rated as the No. 16 WDE in the country and 28th player in Georgia by 247Sports.
- Racked up 84 total tackles, 64 solo, 29 for loss and 22.5 sacks as a senior in HS.

### CAREER STATS

	GP/GS	UA	A	ToT	TFL-YDS	SCK-YDS	FF	FR-YDS	INT-YDS	QBH	BRUP
2019	4/3	4	3	7	0.5-0	0.0-0	0	0-0	0-0	2	0
<b>TOTAL</b>	<b>4/3</b>	<b>4</b>	<b>3</b>	<b>7</b>	<b>0.5-0</b>	<b>0.0-0</b>	<b>0</b>	<b>0-0</b>	<b>0-0</b>	<b>2</b>	<b>0</b>

### GAME-BY-GAME STATS

	GP/GS	UA	A	ToT	TFL-YDS	SCK-YDS	FF	FR-YDS	INT-YDS	QBH	BRUP
PORTLAND ST.	1/0	1	0	1	0.0-0	0.0-0	0	0-0	0-0	0	0
at Ole Miss	1/1	2	1	3	0.0-0	0.0-0	0	0-0	0-0	1	0
COLORADO ST.	1/1	0	1	1	0.5-0	0.0-0	0	0-0	0-0	1	0
SAN JOSE ST.	1/1	1	1	2	0.0-0	0.0-0	0	0-0	0-0	0	0

vs. Texas A&M

at Kentucky

AUBURN

at Alabama

MISSISSIPPI ST.

WESTERN KY.

at LSU

MISSOURI

<b>TOTAL</b>	<b>4/3</b>	<b>4</b>	<b>3</b>	<b>7</b>	<b>0.5-0</b>	<b>0.0-0</b>	<b>0</b>	<b>0-0</b>	<b>0-0</b>	<b>2</b>	<b>0</b>
--------------	------------	----------	----------	----------	--------------	--------------	----------	------------	------------	----------	----------

### SEASON HIGHS

Tackles	3 at Ole Miss (9/7/19)
Tackles For Loss	None
Sacks	None
Interceptions	None
Interception Return Yards	None
QB Hurries	1 (2x) last vs. Colorado St. (9/14/19)
Pass Breakups	None
Forced Fumbles	None
Fumble Recoveries	None

### CAREER HIGHS

Tackles	3 at Ole Miss (9/7/19)
Tackles For Loss	None
Sacks	None
Interceptions	None
Interception Return Yards	None
QB Hurries	1 (2x) last vs. Colorado St. (9/14/19)
Pass Breakups	None
Forced Fumbles	None
Fumble Recoveries	None



## NICK STARKEL

17

Quarterback | 6-3 | 214 | Junior  
Argyle, Texas | Texas A&M



### QUICK HITS

- Transferred to Arkansas from Texas A&M - two years of eligibility remain.
- Previously wore a Justin Bieber t-shirt under uniform - ripped & threw away to re-focus.
- Made his first start as a Razorback vs. CSU (9/14), totaling 305 yards and three TDs.
- It was the first 300+ yard performance by a Razorback since Austin Allen in 2017 (313 vs. Missouri).
- Topped his season high with 356 yards passing vs. SJSU (9/21); Most by an Arkansas QB since 2016 (Austin Allen).

### CAREER STATS

	PASSING							RUSHING				
	GP/GS	COMP	ATT	PCT	YDS	TD	INT	LNG	ATT	YDS	AVG	TD
2017	7/5	123	205	60.0	1,793	14	6	70	12	-42	-3.5	1
2018	5/0	15	22	68.1	169	1	0	25	1	-6	-6.0	0
2019	4/2	69	114	60.5	910	7	6	62	4	-5	-1.3	0
<b>TOTAL</b>	<b>16/7</b>	<b>207</b>	<b>341</b>	<b>60.7</b>	<b>2,872</b>	<b>22</b>	<b>12</b>	<b>70</b>	<b>17</b>	<b>-53</b>	<b>-4.1</b>	<b>1</b>

### GAME-BY-GAME STATS

	GP/GS	COMP	ATT	PCT	YDS	TD	INT	LNG	ATT	YDS	AVG	TD
PORTLAND ST.	1/0	4	5	80.0	48	0	1	38	0	0	0.0	0
at Ole Miss	1/0	17	24	70.8	201	1	0	45	1	-9	-9.0	0
COLORADO ST.	1/1	20	35	57.1	305	3	0	62	1	-4	-4.0	0
SAN JOSE ST.	1/1	28	50	56.0	356	3	5	62	2	8	4.0	0

vs. Texas A&M

at Kentucky

AUBURN

at Alabama

MISSISSIPPI ST.

WESTERN KY.

at LSU

MISSOURI

<b>TOTAL</b>	<b>4/2</b>	<b>69</b>	<b>114</b>	<b>60.5</b>	<b>910</b>	<b>7</b>	<b>6</b>	<b>62</b>	<b>4</b>	<b>-5</b>	<b>-1.3</b>	<b>0</b>
--------------	------------	-----------	------------	-------------	------------	----------	----------	-----------	----------	-----------	-------------	----------

### SEASON HIGHS

Pass Attempts	50 vs. San Jose State (9/21/19)
Completions	28 vs. San Jose State (9/21/19)
Pass Yards	356 vs. San Jose State (9/21/19)
Pass TDs	3 (2x) last vs. San Jose State (9/21/19)
Long Pass	62 (2x) last vs. San Jose State (9/21/19)
Completion %	80.0 vs. Portland St. (8/31/19)
Rushes	2 vs. San Jose State (9/21/19)
Rush Yards	8 vs. San Jose State (9/21/19)
Rush TDs	None
Long Rush	8 vs. San Jose State (9/21/19)

### CAREER HIGHS

Pass Attempts	63 vs. Wake Forest (12/29/17)
Completions	42 vs. Wake Forest (12/29/17)
Pass Yards	499 vs. Wake Forest (12/29/17)
Pass TDs	4 (2x) last vs. Wake Forest (12/29/17)
Long Pass	70 vs. Mississippi State (10/28/17)
Completion %	100.0 vs. Louisiana-Monroe (9/15/18)
Rushes	3 at LSU (10/25/17)
Rush Yards	8 vs. San Jose State (9/21/19)
Rush TDs	1 at Ole Miss (11/25/17)
Long Rush	8 vs. San Jose State (9/21/19)



# GAME 5: TEXAS A&M



## DEON STEWART

13



Wide Receiver | 5-11 | 161 | Senior  
Hardy, Ark. | Highland HS

### \*\*NEWS\*\*

Will miss the 2019 season after tearing ACL in preseason camp.

### QUICK HITS

- Played in all 12 games for the Razorbacks in 2018, starting eight at wide receiver.
- Ranked fourth on the team in receptions with 22.
- Has at least one catch in 19 of the last 20 games, including 13 multi-catch games.
- Recorded multiple catches in seven of the last 11 SEC contests.
- Last year's primary punt return specialist, with nine going for 91 yards.

### CAREER STATS

	RECEIVING					RUSHING					LNG
	GP/GS	REC	YDS	AVG	TD	LNG	ATT	YDS	AVG	TD	
2016	12/0	2	34	17.0	0	19	2	9	4.5	0	5
2017	12/6	33	404	12.2	3	38	8	10	1.2	0	8
2018	12/8	22	178	8.1	0	37	2	0	0.0	0	7
<b>TOTAL</b>	<b>34/14</b>	<b>57</b>	<b>616</b>	<b>10.8</b>	<b>3</b>	<b>38</b>	<b>10</b>	<b>22</b>	<b>2.2</b>	<b>0</b>	<b>7</b>

### 2018 GAME-BY-GAME STATS

	RECEIVING					RUSHING					LNG
	GP/GS	REC	YDS	AVG	TD	LNG	ATT	YDS	AVG	TD	
EASTERN ILLINOIS	1/0	1	0	0.0	0	0	0	0	0.0	0	0
at Colorado State	1/0	1	10	10.0	0	10	0	0	0.0	0	0
NORTH TEXAS	1/0	2	12	6.0	0	8	0	0	0.0	0	0
at Auburn	1/0	1	32	32.0	0	32	0	0	0.0	0	0
vs. Texas A&M	1/1	1	6	6.0	0	6	0	0	0.0	0	0
ALABAMA	1/1	2	53	21.5	0	37	0	0	0.0	0	0
OLE MISS	1/1	2	5	2.5	0	5	0	0	0.0	0	0
TULSA	1/1	0	0	0.0	0	0	0	0	0.0	0	0
VANDERBILT	1/1	2	23	11.5	0	17	0	0	0.0	0	0
LSU	1/1	2	11	5.5	0	9	1	-7.0	-7.0	0	0
at Mississippi State	1/1	6	13	2.1	0	8	1	7	7.0	0	7
at Missouri	1/1	2	12	6.0	0	0	0	0	0.0	0	0
<b>TOTAL</b>	<b>12/8</b>	<b>22</b>	<b>178</b>	<b>8.1</b>	<b>0</b>	<b>37</b>	<b>2</b>	<b>0</b>	<b>0.0</b>	<b>0</b>	<b>7</b>

### SEASON HIGHS

Receptions	6 at Missouri (11/17/18)
Receiving Yards	53 vs. Alabama (10/6/18)
Receiving Touchdowns	None
Long Reception	37 vs. Alabama (10/6/18)
Rushes	None
Rushing Yards	None
Rushing Touchdowns	None
Long Rush	None
Punt Returns	2 vs. Tulsa (10/20/18)
Long Punt Return	45 at Colorado State (9/8/18)
Kick Returns	1 (2x) last at Auburn (9/22/18)
Kick Return Yards	20 at Auburn (9/22/18)
Kick Return Touchdowns	None

### CAREER HIGHS

Receptions	6 (3x) last at Missouri (11/17/18)
Receiving Yards	71 vs. New Mexico State (9/30/17)
Receiving Touchdowns	1 (3x), last at Ole Miss (10/28/17)
Long Reception	38 vs. New Mexico State (9/30/17)
Rushes	2 vs. Auburn (10/21/17)
Rushing Yards	5 vs. Virginia Tech (12/29/16)
Rushing Touchdowns	None
Punt Returns	2 vs. Tulsa (10/20/18)
Long Rush	5 vs. Virginia Tech (12/29/16)
Long Punt Return	45 at Colorado State (9/8/18)
Kick Returns	7 vs. LSU (11/12/16)
Kick Return Yards	119 at Missouri (11/25/16)
Kick Return Touchdowns	None



## De'VION WARREN

1

Wide Receiver | 5-10 | 188 | Junior  
Monroe, La. | Ouachita Parish HS

### QUICK HITS

- Played in nine games for the Razorbacks in 2018 as a sophomore.
- Hauled in a career-long reception vs. SJSU (9/21), going 15 yards for his only catch in the game.
- Took a kick back 78 yards in the fourth quarter against Alabama (10/6/18).
- Became the first Razorback since 2014 to return a kickoff for a TD - 2017 vs. No. 21 Auburn.
- 100-yard kickoff return was the longest for a score since Felix Jones' 100-yard TD in 2006.

### CAREER STATS

	RECEIVING					RUSHING					KICK RETURN				
	GP/GS	REC	YDS	AVG	TD	LNG	ATT	YDS	AVG	TD	LNG	RET	YDS	TD	LNG
2017	12/0	1	5	5.0	0	5	2	10	5.0	0	6	29	765	1	100
2018	9/0	3	14	4.7	1	0	2	-3	-1.5	0	10	14	399	0	78
2019	4/0	3	20	6.7	0	15	5	51	10.2	0	37	7	167	0	37
<b>TOTAL</b>	<b>24/0</b>	<b>7</b>	<b>39</b>	<b>5.6</b>	<b>1</b>	<b>15</b>	<b>9</b>	<b>58</b>	<b>6.4</b>	<b>0</b>	<b>37</b>	<b>50</b>	<b>1,331</b>	<b>1</b>	<b>100</b>

### GAME-BY-GAME STATS

	RECEIVING					RUSHING					KICK RETURN				
	GP/GS	REC	YDS	AVG	TD	LNG	ATT	YDS	AVG	TD	LNG	RET	YDS	TD	LNG
PORTLAND ST.	1/0	0	0	0.0	0	0	3	37	12.3	0	37	1	16	0	16
at Ole Miss	1/0	1	1	1.0	0	1	1	12	12.0	0	12	3	72	0	37
COLORADO ST.	1/0	1	4	4.0	0	4	1	2	2.0	0	2	1	36	0	36
SAN JOSE ST.	1/0	1	15	15.0	0	15	0	0	0.0	0	0	2	43	0	23
vs. Texas A&M															
at Kentucky															
AUBURN															
at Alabama															
MISSISSIPPI ST.															
WESTERN KY.															
at LSU															
MISSOURI															
<b>TOTAL</b>	<b>4/0</b>	<b>3</b>	<b>20</b>	<b>6.7</b>	<b>0</b>	<b>15</b>	<b>5</b>	<b>51</b>	<b>10.2</b>	<b>0</b>	<b>37</b>	<b>7</b>	<b>167</b>	<b>0</b>	<b>37</b>

### SEASON HIGHS

Receptions	1 (3x) last vs. San Jose State (9/21/19)
Receiving Yards	15 vs. San Jose State (9/21/19)
Receiving Touchdowns	None
Long Reception	15 vs. San Jose State (9/21/19)
Rushes	3 vs. Portland St. (8/31/19)
Rushing Yards	37 vs. Portland St. (8/31/19)
Rushing Touchdowns	None
Long Rush	37 vs. Portland St. (8/31/19)
Punt Returns	None
Long Punt Return	None
Kickoff Returns	3 at Ole Miss (9/7/19)
Kickoff Return Yards	72 at Ole Miss (9/7/19)
Kickoff Return Touchdowns	None

### CAREER HIGHS

Receptions	2 at Colorado State (9/8/18)
Receiving Yards	17 vs. Alabama (10/6/18)
Receiving Touchdowns	1 vs. Alabama (10/6/18)
Long Reception	17 vs. Alabama (10/6/18)
Rushes	3 vs. Portland St. (8/31/19)
Rushing Yards	37 vs. Portland St. (8/31/19)
Rushing Touchdowns	None
Long Rush	37 vs. Portland St. (8/31/19)
Punt Returns	None
Long Punt Return	None
Kickoff Returns	5 (2x), last vs. Coastal Carolina (11/4/17)
Kickoff Return Yards	141 at Ole Miss (10/28/17)
Kickoff Return Touchdowns	1 vs. Auburn (10/21/17)



## DEVWAH WHALEY

21

Running Back | 5-11 | 212 | Senior  
Beaumont, Texas | Central HS

### QUICK HITS

- Father = middle distance runner, mother = sprinter at BYU, Devwah = triple jumper in HS.
- Played in seven games for the Razorbacks in 2018, starting each of the first four.
- Finished as the team's second leading rusher with 368 yards on 82 carries, scoring twice.
- Scored his second TD of season vs. CSU (9/14), 14th of career - 5-yard run in 4th qtr.
- Named a preseason Doak Walker Award watch list member.

### CAREER STATS

	GP/GS	RUSHING					RECEIVING				
		ATT	YDS	AVG	TD	LNG	REC	YDS	AVG	TD	LNG
2016	13/0	110	602	5.4	3	75	6	139	23.2	0	43
2017	12/11	127	559	4.4	7	33	8	56	7.0	1	20
2018	7/4	82	368	4.5	2	26	8	87	10.9	0	43
2019	4/0	32	136	4.3	2	25	6	63	10.5	0	22
<b>TOTAL</b>	<b>36/15</b>	<b>351</b>	<b>1,674</b>	<b>4.8</b>	<b>14</b>	<b>75</b>	<b>28</b>	<b>345</b>	<b>12.3</b>	<b>1</b>	<b>43</b>

### GAME-BY-GAME STATS

	GP/GS	RUSHING					RECEIVING				
		ATT	YDS	AVG	TD	LNG	REC	YDS	AVG	TD	LNG
PORTLAND ST.	1/0	9	21	2.3	1	11	0	0	0.0	0	0
at Ole Miss	1/0	2	2	1.0	0	2	2	23	11.5	0	14
COLORADO ST.	1/0	9	81	9.0	1	25	0	0	0.0	0	0
SAN JOSE ST.	1/0	12	32	2.7	0	16	4	40	10.0	0	22
vs. Texas A&M											
at Kentucky											
AUBURN											
at Alabama											
MISSISSIPPI ST.											
WESTERN KY.											
at LSU											
MISSOURI											
<b>TOTAL</b>	<b>4/0</b>	<b>32</b>	<b>136</b>	<b>4.3</b>	<b>2</b>	<b>25</b>	<b>6</b>	<b>63</b>	<b>10.5</b>	<b>0</b>	<b>22</b>

### SEASON HIGHS

Rushes	12 vs. San Jose State (9/21/19)
Rushing Yards	81 vs. Colorado St. (9/14/19)
Rushing TDs	1 (2x) last vs. Colorado St. (9/14/19)
Long Rush	25 vs. Colorado St. (9/14/19)
100-Yard Games	None
Receptions	4 vs. San Jose State (9/21/19)
Receiving Yards	40 vs. San Jose State (9/21/19)
Receiving TDs	None
Long Reception	22 vs. San Jose State (9/21/19)

### CAREER HIGHS

Rushes	26 at Colorado State (9/8/18)
Rushing Yards	165 at Colorado State (9/8/18)
Rushing TDs	1 (15x) last vs. Colorado St. (9/14/19)
Long Rush	75 vs. Alcorn State (10/1/16)
100-Yard Games	4, last at Colorado State (9/8/18)
Receptions	4 vs. San Jose State (9/21/19)
Receiving Yards	69 vs. Florida (11/5/16)
Receiving TDs	1 at Ole Miss (10/28/17)
Long Reception	43 (2x) last at Missouri (11/23/18)



## MIKE WOODS

8

Wide Receiver | 6-1 | 203 | Sophomore  
Magnolia, Texas | Magnolia HS

### QUICK HITS

- First signee for HC Chad Morris - committed to SMU when Morris & staff were in Dallas.
- Enjoys hiking Lake Fayetteville & Devil's Den in Northwest Arkansas.
- Tied a career-high six catches and totaled a career-high 84 yards receiving at Ole Miss (9/7).
- Turned in his first career 100-yard receiving game, totaling 115 yards (1 TD) on four catches against SJSU (9/21).
- Is the first Razorback with a 100-yard receiving game since Jordan Jones vs. EIU (9/1/18).

### CAREER STATS

	GP/GS	RUSHING					RECEIVING				
		ATT	YDS	AVG	TD	LNG	REC	YDS	AVG	TD	LNG
2018	10/7	0	0	0.0	0	0	18	206	11.4	1	29
2019	4/4	0	0	0.0	0	0	17	239	14.1	1	62
<b>TOTAL</b>	<b>14/11</b>	<b>0</b>	<b>0</b>	<b>0.0</b>	<b>0</b>	<b>0</b>	<b>36</b>	<b>445</b>	<b>12.4</b>	<b>2</b>	<b>62</b>

### GAME-BY-GAME STATS

	GP/GS	RUSHING					RECEIVING				
		ATT	YDS	AVG	TD	LNG	REC	YDS	AVG	TD	LNG
PORTLAND ST.	1/1	0	0	0.0	0	0	5	30	6.0	0	15
at Ole Miss	1/1	0	0	0.0	0	0	6	84	14.0	0	45
COLORADO ST.	1/1	0	0	0.0	0	0	3	10	3.3	0	6
SAN JOSE ST.	1/1	0	0	0.0	0	0	4	115	28.8	1	62
vs. Texas A&M											
at Kentucky											
AUBURN											
at Alabama											
MISSISSIPPI ST.											
WESTERN KY.											
at LSU											
MISSOURI											
<b>TOTAL</b>	<b>4/4</b>	<b>0</b>	<b>0</b>	<b>0.0</b>	<b>0</b>	<b>0</b>	<b>17</b>	<b>239</b>	<b>14.1</b>	<b>1</b>	<b>62</b>

### SEASON HIGHS

Rushes	None
Rushing Yards	None
Rushing TDs	None
Long Rush	None
100-Yard Games	1, last vs. San Jose State (9/21/19)
Receptions	6 at Ole Miss (9/7/19)
Receiving Yards	115 vs. San Jose State (9/21/19)
Receiving TDs	1 vs. San Jose State (9/21/19)
Long Reception	62 vs. San Jose State (9/21/19)

### CAREER HIGHS

Rushes	None
Rushing Yards	None
Rushing TDs	None
Long Rush	None
100-Yard Games	1, last vs. San Jose State (9/21/19)
Receptions	6 (2x) last at Ole Miss (9/7/19)
Receiving Yards	115 vs. San Jose State (9/21/19)
Receiving TDs	1 (2x) last vs. San Jose State (9/21/19)
Long Reception	62 vs. San Jose State (9/21/19)

## GAME 1 ||| PORTLAND STATE

Portland State (0-1) .....13  
Arkansas (1-0) .....20

August 31, 2019 | Fayetteville, Ark.

Donald W. Reynolds Razorback Stadium | Time: 3 p.m. | Attendance: 61,055

TV: SEC Network > Dave Neal (PBP), DJ Shockley (Analyst) & Dawn Davenport (Sideline)

### SCORING SUMMARY

	1st	2nd	3rd	4th	Final
Portland State	3	3	0	7	13
Arkansas	10	0	7	3	20

#### QTR. TEAM SCORING PLAY

1st	PSU	C. Williams 50 yd field goal 6:42 1:51
	ARK	C. Limpert 34 yd field goal 9:54 3:29
	ARK	D. Whaley 1 yd run (C. Limpert kick) 10:64 4:15
2nd	PSU	C. Williams 47 yd field goal 11:45 4:09
3rd	ARK	R. Boyd 2 yd run (C. Limpert kick) 12:67 4:57
4th	ARK	C. Limpert 25 yd field goal 12:63 5:09
	PSU	C. Taumoepeau 32 yd pass from J. Eason (C. Williams) 14:75 6:30

### TEAM STATISTICS

	PORTLAND STATE	ARKANSAS
FIRST DOWNS	16	26
RUSHES-YARDS (NET)	28-75	42-204
PASSING YDS (NET)	155	191
Passes Att-Comp-Int	33-16-3	35-18-1
TOTAL OFFENSE PLAYS-YARDS	61-230	77-395
Fumble Returns-Yards	0-0	0-0
Punt Returns-Yards	1-0	2-16
Kickoff Returns-Yards	0-0	1-16
Interception Returns-Yards	1-17	3-49
Punts (Number-Avg)	5-39.8	5-35.6
Fumbles-Lost	0-0	1-0
Penalties-Yards	10-85	7-70
Possession Time	26:22	33:38
Third-Down Conversions	2 of 13	5 of 15
Fourth-Down Conversions	3 of 3	2 of 2
Red-Zone Scores-Chances	0-0	4-6
Sacks By: Number-Yards	1-4	6-29



**SS KAMREN CURL** led a solid defensive effort in the season opener coming up with his first career interception along with a pair of sacks as the Razorbacks intercepted three passes and recorded six sacks.

#### PORTLAND STATE

RUSHING	Att.	Gain	Lost	Net	TD	Long	Avg.
HOFFMAN,Sirgeo	4	28	0	28	0	20	7.0
ALEXANDER,Davis	14	56	29	27	0	22	1.9
DAIGBE,Emmanuel	1	11	0	11	0	11	11.0
EASON,Jalani	5	10	4	6	0	5	1.2
HOLTZ,Ewyn	2	2	0	2	0	1	1.0
MARTIN,Carlos	2	3	2	1	0	3	0.5

PASSING	Comp.	Att.	Yds	TD	Int	Long	Sack
ALEXANDER,Davis	10-21-2	81	0	16	6		
EASON,Jalani	6-11-1	74	1	32	0		
TEAM	0-1-0	0	0	0	0		

RECEIVING	No.	Yds	TD	Long
Alexander Hollins	9	127	3	43
DAIGBE,Emmanuel	5	43	0	15
Charlie TAUMOEPEAU	4	56	1	32
HOFFMAN,Sirgeo	4	35	0	15
KOETTER,Davis	1	16	0	16
Mataio TALALEMOTU	1	5	0	5
MARTIN,Carlos	1	0	0	0

PUNTING	No.	Yds	Avg.	Long	I20	TB
VERNON,Seth	5	199	39.8	46	0	1

FIELD GOALS	Made	Att.	Long	Kicks
Cody Williams	2	2	50	50, 47

#### ARKANSAS

RUSHING	Att.	Gain	Lost	Net	TD	Long	Avg.
Rakeem Boyd	18	116	2	114	1	25	6.3
De'Vion Warren	3	37	0	37	0	17	12.3
Chase Hayden	9	28	0	28	0	6	3.1
Devwah Whaley	9	26	5	21	1	11	2.3
Ben Hicks	2	10	4	6	0	10	3.0
Team	1	0	2	-2	0	0	-2.0

PASSING	Comp.	Att.	Yds	TD	Int	Long	Sack
Ben Hicks	14-29-0	143	0	20	1		
Nick Starkel	4-5-1	48	0	38	0		
Team	0-1-0	0	0	0	0		

RECEIVING	No.	Yds	TD	Long
Mike Woods	5	30	0	15
Treyton Burks	3	52	0	20
Rakeem Boyd	3	22	0	13
Grayson Gunter	3	16	0	9
Trey Knox	1	38	0	38
Tyson Morris	1	15	0	15
Chase Harrell	1	14	0	14
Chase Hayden	1	4	0	4

PUNTING	No.	Yds	Avg.	Long	I20	TB
Sam Loy	4	142	35.5	40	2	2
Reid Bauer	1	36	36.0	36	0	0

FIELD GOALS	Made	Att.	Long	Kicks
Connor Limpert	2	2	34	34, 25

## GAME 2 ||| at OLE MISS

Arkansas (1-1, 0-1) .....17  
Ole Miss (1-1, 1-0) .....31

September 7, 2019 | Oxford, Miss.

Vaught-Hemingway Stadium | Time: 6:30 p.m. | Attendance: 47,915

TV: SEC Network > Tom Hart (PBP), Jordan Rodgers (Analyst) & Cole Cubelic (Sideline)

### SCORING SUMMARY

	1st	2nd	3rd	4th	Final
Arkansas	0	3	0	14	17
Ole Miss	7	3	7	14	31

#### QTR. TEAM SCORING PLAY

1st	OM	E. Moore 2 yd pass from M. Corral (L. Logan kick), 13-85 4:35
2nd	AR	C. Limpert 36 yd field goal, 7-36 3:11
	OM	L. Logan 33 yd field goal, 7-31 3:06
3rd	OM	S. Phillips 1 yd run (L. Logan kick), 8-71 2:59
4th	AR	K. Curl 69 yd fumble recovery (C. Limpert kick)
	OM	E. Moore 46 yd pass from M. Corral (L. Logan kick), 5-74 2:17
	OM	S. Phillips 26 yd run (L. Logan kick), 5-66 3:05
	AR	K. Jackson 6 yd pass from N. Starkel (C. Limpert kick), 7-81 2:06

### TEAM STATISTICS

	ARKANSAS	OLE MISS
FIRST DOWNS	18	23
RUSHES-YARDS (NET)	26-61	53-237
PASSING YDS (NET)	300	246
Passes Att-Comp-Int.	41-25-0	24-16-0
TOTAL OFFENSE PLAYS-YARDS	67-361	77-483
Fumble Returns-Yards	2-69	0-0
Punt Returns-Yards	2-28	0-0
Kickoff Returns-Yards	5-76	1-25
Interception Returns-Yards	0-0	0-0
Punts (Number-Avg)	6-35.7	4-49.5
Fumbles-Lost	1-1	2-2
Penalties-Yards	7-55	5-60
Possession Time	27:32	32:28
Third-Down Conversions	5 of 15	8 of 15
Fourth-Down Conversions	0 of 2	0 of 2
Red-Zone Scores-Chances	2-3	3-3
Sacks By: Number-Yards	1-7	3-21



**QB NICK STARKEL** came off the bench to pass for 201 yards in the second half on 17-of-24 passing with a touchdown late in the fourth quarter at Ole Miss.

#### ARKANSAS

RUSHING	Att.	Gain	Lost	Net	TD	Long	Avg.
Rakeem Boyd	17	71	4	67	0	10	3.9
De'Vion Warren	1	12	0	12	0	12	12.0
Devwah Whaley	2	2	0	2	0	2	1.0
Ben Hicks	4	7	12	-5	0	6	-1.2
Chase Hayden	1	0	6	-6	0	0	-6.0
Nick Starkel	1	0	9	-9	0	0	-9.0

PASSING	Comp.	Att.	Yds	TD	Int	Long	Sack
Nick Starkel	17	24	0	201	1	45	1
Ben Hicks	7	16	0	98	0	49	2
Rakeem Boyd	1	1	0	1	0	1	0

RECEIVING	No.	Yds	TD	Long
Trey Knox	6	88	0	49
Mike Woods	6	84	0	45
Cheyenne O'Grady	3	45	0	25
Treyton Burks	2	28	0	22
Devwah Whaley	2	23	0	14
Koilan Jackson	2	19	1	13
Rakeem Boyd	1	8	0	8
Tyson Morris	1	8	0	8
De'Vion Warren	1	1	0	1
Chase Hayden	1	-4	0	0

PUNTING	No.	Yds	Avg.	Long	I20	TB
Sam Loy	6	214	35.7	51	2	0

FIELD GOALS	Made	Att.	Long	Kicks
Connor Limpert	1	2	36	34, x43

#### OLE MISS

RUSHING	Att.	Gain	Lost	Net	TD	Long	Avg.
S. Phillips	26	145	2	143	2	26	5.5
Matt Corral	10	60	14	46	0	23	4.6
Snoop Conner	8	42	0	42	0	25	5.2
Jerrion Ealy	4	8	1	7	0	4	1.8
Isaiah Woullard	1	3	0	3	0	3	3.0
O. Cooley	1	1	0	1	0	5	1.0
Elijah Moore	1	0	2	-2	0	0	-2.0
TEAM	2	0	3	-3	0	0	-1.5

PASSING	Comp.	Att.	Yds	TD	Int	Long	Sack
Matt Corral	16	24	0	246	2	46	1

RECEIVING	No.	Yds	TD	Long
Elijah Moore	7	130	2	46
Jerrion Ealy	3	35	0	26
D. Drummond	2	38	0	26
O. Cooley	2	28	0	18
Jason Pellerin	2	15	0	13

PUNTING	No.	Yds	Avg.	Long	I20	TB
Mac Brown	4	198	49.5	52	2	0

FIELD GOALS	Made	Att.	Long	Kicks
Luke Logan	1	1	33	33



## GAME 3 ||| COLORADO STATE

Colorado State (1-2) ..... 34  
Arkansas (2-1, 0-1) ..... 55

September 14, 2019 | Fayetteville, Ark.

Donald W. Reynolds Razorback Stadium | Time: 3 p.m. | Attendance:

TV: SEC Network > Dave Neal (PBP), DJ Shockley (Analyst) & Dawn Davenport (Sideline)

### SCORING SUMMARY

	1st	2nd	3rd	4th	Final
Colorado State	14	10	10	0	34
Arkansas	24	3	7	21	55

#### QTR. TEAM SCORING PLAY

1st	CSU	M. Kinsey Jr. 75 yd run (C. Camper kick), 2-75 0:18
	AR	T. Knox 24 yd pass from N. Starkel (C. Limpert kick), 5-75 1:42
	AR	C. Harrell 14 yd pass from N. Starkel (C. Limpert kick), 11-82 3:34
	AR	R. Boyd 59 yd run (C. Limpert kick), 2-75 0:20
	CSU	W. Jackson 14 yd pass from C. Hill (C. Camper kick), 5-75 2:32
	AR	C. Limpert 54 yd field goal, 6-28 2:25
	AR	C. Limpert 22 yd field goal, 9-34 3:13
2nd	CSU	C. Hill 1 yd run (C. Camper kick), 5-40 1:55
	CSU	C. Camper 46 yd field goal, 10-52 2:37
3rd	AR	R. Boyd 4 yd run (C. Limpert kick), 8-75 1:53
	CSU	C. Camper 21 yd field goal, 15-72 7:22
	CSU	D. Wright 75 yd pass from P. O'Brien (C. Camper kick), 3-72 1:44
4th	AR	D. Whaley 5 yd run (C. Limpert kick), 9-68 2:43
	AR	C. O'Grady 62 yd pass from N. Starkel (C. Limpert kick), 4-74 2:10
	AR	L. Bishop 25 yd fumble recovery (C. Limpert kick)

### TEAM STATISTICS

	COLORADO STATE	ARKANSAS
FIRST DOWNS	18	23
RUSHES-YARDS (NET)	38-220	35-215
PASSING YDS (NET)	205	305
Passes Att-Comp-Int.	33-20-0	35-20-0
TOTAL OFFENSE PLAYS-YARDS	71-425	70-520
Fumble Returns-Yards	0-0	1-25
Punt Returns-Yards	0-0	3-9
Kickoff Returns-Yards	2-48	1-36
Interception Returns-Yards	0-0	0-0
Punts (Number-Avg)	6-47.5	4-44.0
Fumbles-Lost	2-2	2-1
Penalties-Yards	4-51	5-49
Possession Time	33:56	26:04
Third-Down Conversions	4 of 14	6 of 12
Fourth-Down Conversions	0 of 0	0 of 0
Red-Zone Scores-Chances	3-3	4-4
Sacks By: Number-Yards	1-4	3-25



**RB RAKEEM BOYD** ran for a career-best 122 yards on 20 carries in the win over Colorado State and became the first Razorback to run for two TDs since 2017.

### COLORADO STATE

RUSHING	Att.	Gain	Lost	Net	TD	Long	Avg.
M. Kinsey Jr.	20	185	5	180	1	75	9.0
M. McElroy	6	48	0	48	0	34	8.0
D. Wright	2	5	0	5	0	4	2.5
J. Thomas	2	2	0	2	0	2	1.0
C. Hill	2	1	8	-7	1	1	-3.5
P. O'Brien	6	11	19	-8	0	4	-1.3

PASSING	Comp.	Att.	Yds	TD	Int	Long	Sack
C. Hill	13	23	99	1	0	19	1
P. O'Brien	7	10	106	1	0	75	2

RECEIVING	No.	Yds	TD	Long
D. Wright	4	97	1	75
W. Jackson	4	53	1	19
Tr. McBride	3	22	0	10
M. Kinsey Jr.	3	3	0	7
C. Butler	2	8	0	7
A. Prentice	2	7	0	5
E.J. Scott	1	8	0	8
M. McElroy	1	7	0	7

PUNTING	No.	Yds	Avg.	Long	I20	TB
R. Stonehouse	6	285	47.5	56	1	0

FIELD GOALS	Made	Att.	Long	Kicks
C. Camper	2	3	46	46, 21, 50x

### ARKANSAS

RUSHING	Att.	Gain	Lost	Net	TD	Long	Avg.
Rakeem Boyd	20	127	5	122	2	59	6.1
Devwah Whaley	9	81	0	81	1	25	9.0
Chase Hayden	2	17	0	17	0	15	8.5
De'Vion Warren	1	2	0	2	0	2	2.0
Team	2	0	3	-3	0	0	-1.5
Nick Starkel	1	0	4	-4	0	0	-4.0

PASSING	Comp.	Att.	Yds	TD	Int	Long	Sack
Nick Starkel	20	35	305	0	3	62	1

RECEIVING	No.	Yds	TD	Long
Trey Knox	6	90	1	24
Treyton Burks	4	92	0	38
Cheyenne O'Grady	3	74	1	62
Chase Hayden	2	12	0	6
Mike Woods	2	10	0	6
Chase Harrell	1	14	1	14
Tyson Morris	1	9	0	9
De'Vion Warren	1	4	0	4

PUNTING	No.	Yds	Avg.	Long	I20	TB
Sam Loy	4	176	44.0	56	0	1

FIELD GOALS	Made	Att.	Long	Kicks
Connor Limpert	2	2	54	54, 22



## GAME 4 ||| SAN JOSE STATE

San Jose State (2-1) ..... 31  
Arkansas (2-2, 0-1)..... 24

September 21, 2019 | Fayetteville, Ark.

Donald W. Reynolds Razorback Stadium | Time: 3 p.m. | Attendance: 56,058

TV: SEC Network > Dave Neal (PBP), DJ Shockley (Analyst) & Dawn Davenport (Sideline)

### SCORING SUMMARY

	1st	2nd	3rd	4th	Final
San Jose State	7	17	0	7	34
Arkansas	7	0	3	14	21

#### QTR. TEAM SCORING PLAY

1st	SJSU	J. Blackwell 3 yd pass from J. Love (M. Mercurio kick), 7-75 2:16
	AR	M. Woods 62 yd pass from N. Starkel (C. Limpert kick), 4-72 1:18
2nd	SJSU	N. Nash 15 yd run (M. Mercurio kick), 2-28 0:27
	SJSU	M. Mercurio 47 yd field goal, 7-47 2:12
	SJSU	I. Holiness 26 yd pass from J. Love (M. Mercurio kick), 9-79 3:48
3rd	AR	C. Limpert 48 yd field goal, 6-26 2:00
4th	AR	T. Morris 30 yd pass from N. Starkel (C. Limpert kick), 9-80 3:09
	AR	T. Knox 8 yd pass from N. Starkel (C. Limpert kick), 7-80 2:55
	SJSU	D. Packer 19 yd run (M. Mercurio kick), 5-75 1:43

### TEAM STATISTICS

	SAN JOSE STATE	ARKANSAS
FIRST DOWNS	27	26
RUSHES-YARDS (NET)	24-101	32-131
PASSING YDS (NET)	402	356
Passes Att-Comp-Int	49-32-1	50-28-5
TOTAL OFFENSE PLAYS-YARDS	73-503	82-487
Fumble Returns-Yards	0-0	0-0
Punt Returns-Yards	0-0	0-0
Kickoff Returns-Yards	0-0	3-61
Interception Returns-Yards	5-77	1-7
Punts (Number-Avg)	5-41.6	3-41.0
Fumbles-Lost	2-0	0-0
Penalties-Yards	9-85	6-62
Possession Time	30:54	29:06
Third-Down Conversions	4 of 12	6 of 15
Fourth-Down Conversions	0 of 1	1 of 3
Red-Zone Scores-Chances	3-4	1-3
Sacks By: Number-Yards	0-0	1-9



**WR MIKE WOODS** caught four passes for a career-best 115 yards, including a career-best 62-yard touchdown grab in the first quarter.

#### SAN JOSE STATE

RUSHING	Att.	Gain	Lost	Net	TD	Long	Avg.
Dejon Packer	8	40	0	40	1	19	5.0
Tyler Nevens	6	34	0	34	0	23	5.7
Nick Nash	4	30	4	26	1	15	6.5
Isaiah Hamilton	1	13	0	13	0	13	13.0
Isaiah Holiness	1	2	0	2	0	2	2.0
Team	3	0	5	-5	0	0	-1.7
Josh Love	1	0	9	-9	0	0	-9.0

PASSING	Comp.	Att.	Yds	TD	Int	Long	Sack
Josh Love	32	49	402	2	1	50	1

RECEIVING	No.	Yds	TD	Long
Tre Walker	12	161	0	20
Isaiah Hamilton	5	46	0	17
Isaiah Holiness	4	64	1	32
Jaqu Blackwell	4	49	1	24
Derrick Deese	3	22	0	14
Bailey Gaither	1	50	0	50
Andre Crump Jr	1	5	0	5
Brett Foley	1	3	0	3
Bill Humphreys	1	2	0	2

PUNTING	No.	Yds	Avg.	Long	I20	TB
Alex Galland	5	208	41.6	46	0	3

FIELD GOALS	Made	Att.	Long	Kicks
Matt Mercurio	1	2	47	46x, 47

#### ARKANSAS

RUSHING	Att.	Gain	Lost	Net	TD	Long	Avg.
Rakeem Boyd	18	95	4	91	0	18	5.1
Devwah Whaley	12	39	7	32	0	16	2.7
Nick Starkel	2	8	0	8	0	8	4.0

PASSING	Comp.	Att.	Yds	TD	Int	Long	Sack
Nick Starkel	28	50	356	3	5	62	0

RECEIVING	No.	Yds	TD	Long
Trey Knox	8	83	1	19
Mike Woods	4	115	1	62
Tyson Morris	4	60	1	30
Devwah Whaley	4	40	0	22
Cheyenne O'Grady	4	33	0	12
Rakeem Boyd	3	10	0	8
De'Vion Warren	1	15	0	15

PUNTING	No.	Yds	Avg.	Long	I20	TB
Sam Loy	3	123	41.0	50	1	0

FIELD GOALS	Made	Att.	Long	Kicks
Connor Limpert	1	1	48	48

## WEEKLY MEDIA SCHEDULE: TEXAS A&M WEEK

### 23 MON

**Press Conference**  
Noon - Coach Morris  
12:20 - Coach Chavis  
12:30 - Coach Craddock

### 24 TUES

**Post Practice Media**  
6:15 p.m.  
Student-athletes

### 25 WED

**SEC Teleconference**  
10 a.m. - 12:10 p.m.  
11 a.m. - Coach Morris

**Pre Practice Media**  
4:15 p.m.  
Coach Morris

**On the Air with**  
**Chad Morris - 7 p.m.**

### 26 THURS

No media availability

### 27 FRI

No media availability

### 28 SAT

**Game 5**  
Texas A&M  
Arlington, Texas  
Kickoff - 11 a.m.  
TV - ESPN

**Post Game**  
Coach Morris &  
student-athletes

### 29 SUN

No media availability

## ARKANSAS COMMUNICATIONS



### KYLE PARKINSON

**Associate AD/Communications**

Cell ..... 479.387.4753

Email..... kparkin@uark.edu

Twitter ..... @TheOtherKP



### MICHAEL MINSHEW

**Assistant Director/Communications**

Cell ..... 479.200.9498

Email..... mminshew@uark.edu

Twitter ..... @mminshew



### JOHN THOMAS

**Assistant Director/Communications**

Cell ..... 479.313.2564

Email..... jfthomas@uark.edu

Twitter ..... @John\_Thomas

**Office:** 479-575-2751

**Fax:** 479-575-7481

**Fayetteville Press Box:** (479) 575-6622

**Little Rock Press Box:** (501) 663-0514

### GAME CREDENTIAL REQUESTS

All requests for media and/or photo credentials must be made online at [www.SportsSystems.com/Arkansas](http://www.SportsSystems.com/Arkansas). Requests should be made at least two weeks in advance.

Credentials will not be mailed. They may be picked up beginning three hours prior to kickoff at the media will call station at the base of the elevator at both Donald W. Reynolds Razorback Stadium in Fayetteville and War Memorial Stadium in Little Rock. Photo identification is required when picking up credentials.

### ARKANSAS FTP SITE

An FTP site is available for members of the media. For more information concerning the FTP site, contact Michelle Glover ([miglover@uark.edu](mailto:miglover@uark.edu)).

### CollegePressBox.com

CollegePressBox.com is the official media website for SEC football. Access and download weekly game notes, quotes, statistics, media guides, headshots, logos, flip cards and more for each of the SEC's members. Login information will be distributed to accredited media or you can apply for a password by sending an email to [password@collegepressbox.com](mailto:password@collegepressbox.com).

## SEC WEEKLY TELECONFERENCE

Head coach Chad Morris will participate each week in the SEC teleconference of football coaches. The teleconferences will be conducted each Wednesday from Aug. 28 to Nov. 20 from 10 a.m. CT to 12:10 p.m. CT. For more information and the teleconference number, contact the SEC Media Relations Office at (205) 458-3000.

10:00 a.m. ....	Ed Orgeron, LSU
10:10 a.m. ....	Kirby Smart, Georgia
10:20 a.m. ....	Dan Mullen, Florida
10:30 a.m. ....	Derek Mason, Vanderbilt
10:40 a.m. ....	Nick Saban, Alabama
10:50 a.m. ....	Jeremy Pruitt, Tennessee
<b>11:00 a.m. ....</b>	<b>Chad Morris, Arkansas</b>
11:10 a.m. ....	Barry Odom, Missouri
11:20 a.m. ....	Matt Luke, Ole Miss
11:30 a.m. ....	Jimbo Fisher, Texas A&M
11:40 a.m. ....	Mark Stoops, Kentucky
11:50 a.m. ....	Joe Moorehead, Mississippi State
12:00 p.m. ....	Will Muschamp, South Carolina
12:10 p.m. ....	Gus Malzahn, Auburn

## ON THE AIR WITH CHAD MORRIS

"On the Air with Chad Morris," Coach Morris' weekly radio show presented by Lindsey and Westrock Coffee Company airs on Wednesday nights starting at 7 p.m. For the 10th straight year, the one-hour radio show will be broadcast live from the Catfish Hole. The show will be carried throughout the state of Arkansas on the Razorback Sports Network and locally in Fayetteville on 105.3 FM, 99.5, 92.1 FM and 1290 AM.

## RAZORBACK FOOTBALL WITH CHAD MORRIS

"Razorback Football with Chad Morris" is the official television coach's show of Razorback football. The one-hour show will air statewide and throughout the region on numerous television affiliates. A total of 12 shows will air throughout the season on the following stations: KATV (Sunday's at 10:30 p.m.), KFSM (Sunday at 10:30 p.m.) and KNXW (Sunday at 9:30 p.m.). The show will also be available regionally on Cox Sports Television on Wednesdays at 6 p.m. and Fox Sports Southwest on Tuesdays at 4 p.m.

## RADIO AFFILIATES

Batesville.....	KWOZ-FM 103.3
Batesville.....	KBTA-AM 1340
Camden.....	KCXY-FM 95.3
Camden.....	KAMD-FM 97.1
Crossett.....	KAGH-AM 800
Crossett.....	KAGH-FM 104.9
De Queen.....	KDON-FM 92.1
DeWitt.....	KDEW-FM 97.3
El Dorado.....	KMRX-FM 96.1
Fayetteville.....	KAKS-FM 99.5
Fayetteville.....	KUOA-AM 1290
Fayetteville.....	KOSM-FM 92.1
Fayetteville.....	KUOA-FM 95.3
Fayetteville.....	KBVA-FM HD3 106.5
Forrest City.....	KBFC-FM 93.5
Fort Smith.....	KERX-FM 95.3
Glenwood.....	KHGZ-AM 670
Glenwood.....	KHGZ-FM 98.9
Hot Springs/Mena.....	KTTG-FM 96.3
Jonesboro.....	KEGI-FM 100.5
Little Rock.....	KABZ-FM 103.7
Magnolia.....	KZHE-FM 100.5
Marshall.....	KBCN-FM 104.3
Mena.....	KTTG-FM 96.3
Monett (Mo.).....	KKBL-FM 95.9
Monticello.....	KGPO-FM 99.9
Morrilton.....	KCON-FM 99.3
Mountain Home.....	KOMT-FM 107.5
Ozark.....	KDYN-FM 96.7
Ozark.....	KDYN-AM 1540
Ruston (La.).....	KWXM-FM 102.3
Searcy.....	KSMD-FM 99.1
Texarkana (Texas).....	KKTK-AM 1400
Wynne.....	KWYN-FM 92.5