

# 2019 FOOTBALL ARKANSAS

Saturday, November 2, 2019 • 3 p.m. • SEC Network • Donald W. Reynolds Razorback Stadium (76,000) • Fayetteville, Ark.

## SEC NETWORK

Taylor Zarzour, Play-By-Play  
Matt Stinchcomb, Analyst  
Alyssa Lang, Reporter

## RAZORBACK/IMG SPORTS NETWORK

Chuck Barrett, Play-By-Play  
Quinn Grovey, Analyst  
Geno Bell, Reporter

## SIRIUS/XM RADIO

Sirius Channel 105  
XM Channel 190

## COACHING STAFF

### ON THE FIELD (Year at Arkansas)

Chad Morris - Head Coach (2nd)  
Jeff Traylor - Associate Head Coach/Running Backs (2nd)  
Steve Caldwell - Defensive Line (2nd)  
Ron Cooper - Secondary (2nd)  
Dustin Fry - Offensive Line (2nd)  
Kenny Ingram - Defensive Tackles (1st)  
Barry Lunney Jr. - Tight Ends/Special Teams (7th)  
Justin Stepp - Wide Receivers (2nd)

### IN THE BOOTH

John Chavis - Defensive Coordinator/Linebackers (2nd)  
Joe Craddock - Offensive Coordinator/Quarterbacks (2nd)  
Mark Smith - Secondary (2nd)

## FOUR DOWNS

12



C.J. O'Grady became the sole career leader in tight end touchdowns at Arkansas after his 12th on Saturday at Alabama.

13



For the second time this season, Joe Foucha notched a career-high in tackles, tallying 13 against the Crimson Tide.

4



McTelvin Agim added another tackle for loss at Alabama, making it four-straight games he's accomplished the feat.

6



Connor Limpert needs six more field goals to equal the sixth-most career field goals made at Arkansas.



## MISSISSIPPI STATE at ARKANSAS



### MISSISSIPPI STATE BULLDOGS (3-5, 1-4)

AP/Coaches Rank: NR/NR

Head Coach: Joe Moorhead (Fordham, 1996)

Career Record: 41-23 (7th season)

Record at MSU: 3-10 (2nd season)

### ARKANSAS RAZORBACKS (2-6, 0-5)

AP/Coaches Rank: NR/NR

Head Coach: Chad Morris (Texas A&M, 1992)

Career Record: 18-38 (5th season)

Record at Arkansas: 4-16 (2nd season)

## THE RUNDOWN

• The Razorbacks return to Fayetteville for homecoming to take on Mississippi State on Saturday, Nov. 2, at 3 p.m. at Donald W. Reynolds Razorback Stadium.

• Arkansas is 62-31-4 all-time on homecoming, dating back to the first game on Nov. 18, 1922 (W vs. SMU - 9-0). It will be the first time the Razorbacks have hosted the Bulldogs on homecoming.

• The Razorbacks lead the series against Mississippi State, 16-12-1, holding a 3-2 edge in games played in Fayetteville. Arkansas' last win vs. the Bulldogs in Fayetteville came in 2003 in a 52-6 victory.

• Senior tight end C.J. O'Grady caught Arkansas' lone touchdown last Saturday at Alabama. His eight-yard reception broke the school record for career touchdowns by a tight end with 12. It was O'Grady's third of the year.

• Redshirt-freshman quarterback John Stephen Jones tossed the pass to O'Grady on the first play of the fourth quarter. It was his first career TD pass. Jones finished the game 6-of-7 passing for 49 yards, while running the ball six times for 14 yards in his first game action of the year.

• Junior running back Rakeem Boyd put together another 100-yard performance on Saturday night in Tuscaloosa, but via a different method than his usual game play. Boyd showed off the versatility with 50 rushing yards and 55 receiving yards, the latter a career-best. It was the fifth time this year he's accumulated 100+ all-purpose yards in a game, totaling a team-best 837 through seven games in 2019.

• Sophomore safety Joe Foucha racked up a career-high 13 tackles against the Crimson Tide, the second time this season to record 10 or more in a game. It marked the fourth consecutive contest a Razorback has tallied a double-digit tackle performance.

• Saturday will mark the first of two-straight home games for the Razorbacks, the last at DWRRS this season, as Arkansas will host Western Kentucky on Nov. 9.



NICK STARKEL

### PASSING

93/169 (55%)

1,118 YDS

7 TD/10 INT



RAKEEM BOYD

### RUSHING

131 ATT

706 YDS

5 TD



CJ O'GRADY

### RECEIVING

33 REC

372 YDS

3 TD



DE'JON HARRIS

### TACKLES

63 TOTAL

3.0 TFL

2 FR

HOME	AWAY	HOME	HOME	ARL	AWAY	HOME	AWAY	HOME	HOME	AWAY	LR
AUG 31 W, 20-13	SEP 7 L, 31-17	SEP 14 W, 55-34	SEP 21 L, 31-24	SEP 28 L, 31-27	OCT 12 L, 24-20	OCT 19 L, 51-10	OCT 26 L, 48-7	NOV 2 3 PM	NOV 9 11 AM	NOV 23 TBA	NOV 29 1:30 PM
SEC	SEC	SEC	SEC	ESPN	SEC	SEC	ESPN	SEC	SEC	SEC	CBS

THE GAME: MISSISSIPPI STATE at ARKANSAS

INSIDE THE MSU SERIES

All-Time Record: Arkansas leads 16-12-1

In Fayetteville: Arkansas leads 3-2

In Starkville: Series Tied 7-7

In Little Rock: Arkansas leads 6-1-1

In Memphis: Mississippi State leads 2-0

Most points scored by Arkansas: 58, (2016)

Most points scored by Mississippi State: 52 (2018)

Largest margin of victory by Arkansas: 46 (2003)

Largest margin of victory by Mississippi State: 46 (2018)

Overtime Record: Arkansas leads 3-1

Date	UA/Opp Rank	Site	Result
Nov. 25, 1916		Memphis, Tenn.	L, 20-7
Sept. 30, 1939		Memphis, Tenn.	L, 19-0
Nov. 7, 1992	NR/19	Starkville, Miss.	L, 10-3
Nov. 6, 1993		Little Rock, Ark.	T, 13-13
Nov. 5, 1994	NR/24	Starkville, Miss.	L, 17-7
Nov. 4, 1995		Little Rock, Ark.	W, 26-21
Nov. 23, 1996		Starkville, Miss.	W, 16-13 (OT)
Nov. 22, 1997	NR/14	Fayetteville, Ark.	W, 17-7
Nov. 21, 1998	9/NR	Starkville, Miss.	L, 22-21
Nov. 20, 1999	22/12	Little Rock, Ark.	W, 14-9
Nov. 18, 2000	NR/13	Starkville, Miss.	W, 17-10 (OT)
Nov. 17, 2001		Fayetteville, Ark.	W, 24-21
Nov. 23, 2002		Starkville, Miss.	W, 26-19
Nov. 22, 2003		Fayetteville, Ark.	W, 52-6
Nov. 20, 2004		Starkville, Miss.	W, 24-21
Nov. 10, 2005		Little Rock, Ark.	W, 44-10
Nov. 18, 2006	5/NR	Starkville, Miss.	W, 28-14
Nov. 17, 2007		Little Rock, Ark.	W, 45-31
Nov. 22, 2008		Starkville, Miss.	L, 31-28
Nov. 21, 2009		Little Rock, Ark.	W, 42-21
Nov. 20, 2010	13/22	Starkville, Miss.	W, 38-31 (2OT)
Nov. 19, 2011	6/NR	Little Rock, Ark.	W, 44-17
Nov. 17, 2012		Starkville, Miss.	L, 45-14
Nov. 23, 2013		Little Rock, Ark.	L, 24-17 (OT)
Nov. 1, 2014		Starkville, Miss.	L, 17-10
Nov. 21, 2015		Fayetteville, Ark.	L, 51-50
Nov. 18, 2016		Starkville, Miss.	W, 58-42
Nov. 18, 2017	NR/16	Fayetteville, Ark.	L, 28-21
Nov. 17, 2018	NR/24	Starkville, Miss.	L, 52-6

100-YARD RUSHING GAMES (9)

Player	Date	Rushes	Yards	TDs
Rawleigh Williams III	11/19/16	16	205	4
Devwah Whaley	11/19/16	19	112	1
Knile Davis	11/20/10	30	187	2
Darren McFadden	11/19/05	21	165	2
De'Arrius Howard	11/20/04	29	125	1
Cedric Cobbs	11/22/03	30	150	2
De'Arrius Howard	11/23/02	25	121	0
Matt Jones	11/17/01	10	131	0
Cedric Cobbs	11/17/01	18	101	3

300-YARD PASSING GAMES (6)

Player	Date	C-A	Yards	TDs
Austin Allen	11/19/16	18-25	303	2
Brandon Allen	11/21/15	30-43	406	7
Tyler Wilson	11/19/11	32-43	365	3
Ryan Mallett	11/20/10	17-26	305	3
Ryan Mallett	11/21/09	18-34	313	5
Nathan Dick	11/22/08	25-43	333	3

100-YARD RECEIVING GAMES (7)

Player	Date	Rec.	Yards	TDs
Hunter Henry	11/21/15	7	129	2
Hunter Henry	11/1/14	7	110	0
Chris Gagg	11/19/11	8	119	1
Jarius Wright	11/20/10	2	105	1
Cobi Hamilton	11/21/09	3	131	2
Lucas Miller	11/22/08	10	201	1
Cedric Washington	11/20/04	5	101	0

TOTALS

100-Yard Rushing Games (Players): 9 (7)

300-Yard Passing Games (Players): 6 (5)

100-Yard Receiving Games (Players): 7 (6)

STATISTICAL BREAKDOWN: MISSISSIPPI STATE at ARKANSAS

Arkansas	Rank: SEC (FBS)	Category	Mississippi State	Rank: SEC (FBS)
22.5	12 (106)	Scoring Offense	25.5	10 (90)
32.9	13 (107)	Scoring Defense	31.0	12 (95)
363.8	11 (98)	Total Offense	378.8	10 (88)
418.6	13 (89)	Total Defense	402.3	10 (73)
131.3	13 (104)	Rushing Offense	186.6	5 (46)
191.1	13 (97)	Rushing Defense	159.1	11 (63)
232.5	7 (65)	Passing Offense	192.1	12 (106)
227.5	9 (71)	Pass Defense	243.1	11 (89)
18.39	10 (103)	Kickoff Return Avg.	18.20	11 (105)
11.40	9 (31)	Punt Return Avg.	6.75	12 (71)
27:41	13 (110)	Time of Possession	31:35	3 (32)
36.0%	10 (99)	3rd Down Conv. Pct.	36.0%	11 (100)
43.3%	14 (99)	Opp. 3rd-D Conv. Pct.	38.6%	11 (72)
36.54	13 (97)	Net Punting	37.85	11 (78)
-0.63	14 (108)	Turnover Margin	-0.25	12 (84)
7	8 (14)	Fumbles Recovered	10	2 (6)
5	5 (58)	Fumbles Lost	9	13 (116)
5	10 (80)	Passes Intercepted	6	9 (62)
12	9 (55)	Turnovers Gained	16	3 (13)
17	13 (119)	Turnovers Lost	18	14 (122)
109.14	12 (119)	Passing Efficiency	131.08	8 (76)
150.76	13 (112)	Pass Efficiency Defense	150.71	12 (111)
42	1 (31)	Fewest Penalties	50	6 (70)
357	1 (31)	Fewest Yards Penalized	397	2 (46)
2.25	9 (58)	Sacks	1.63	12 (97)
1.75	5 (47)	Sacks Allowed	2.75	14 (106)
5.5	10 (82)	Tackles for Losses	4.6	14 (110)
6.13	11 (78)	Tackles for Loss Allowed	5.25	7 (45)
162	10 (72)	First Downs	177	5 (40)
176	13 (96)	First Downs Allowed	166	10 (76)
68.0%	14 (125)	Red Zone Offense	85.2%	5 (57)
83.3%	12 (62)	Red Zone Defense	80.0%	10 (39)

INDIVIDUAL STATS

ARKANSAS					MISSISSIPPI STATE				
Rushing					Rushing				
Rakeem Boyd	Att.	Yds.	Avg.	TD	Kylin Hill	Att.	Yds.	Avg.	TD
Devwah Whaley	57	242	4.2	3	Garrett Shrader	92	504	5.5	3
De'Vion Warren	5	51	10.2	0	Nick Gibson	15	84	5.6	2
Chase Hayden	12	39	3.2	0	Tommy Stevens	34	52	1.5	2
Passing					Passing				
Nick Starkel	Comp.	Att.	Yds.	TD/Int.	Garrett Shrader	Comp.	Att.	Yds.	TD/Int.
Ben Hicks	93	169	1,118	7/10	Tommy Stevens	43	69	515	5/4
	60	119	692	2/1					
Receiving					Receiving				
Cheyenne O'Grady	Rec.	Yds.	Avg.	TD	Osirus Mitchell	Rec.	Yds.	Avg.	TD
Trey Knox	26	357	13.7	2	Stephen Guidry	18	270	15.0	4
Mike Woods	24	319	13.3	2	Dedrick Thomas	18	248	13.8	1
Treyton Burks	19	298	15.7	0					
Punting					Punting				
Sam Loy	No.	Yds.	Avg.	Long	Tucker Day	No.	Yds.	Avg.	Long
	36	1,403	39.0	56		31	1,357	43.8	70
Punt Returns					Punt Returns				
Treyton Burks	No.	Yds.	Avg.	Long	Malik Dear	No.	Yds.	Avg.	Long
	10	113	11.3	32		6	52	8.7	40
Kickoff Returns					Kickoff Returns				
De'Vion Warren	No.	Yds.	Avg.	Long	Isaiah Zuber	No.	Yds.	Avg.	Long
	14	309	22.1	37	JaVonta Payton	3	56	18.7	24
Tackles					Tackles				
De'Jon Harris	UT-AT	TT	TFL	Other	Erroll Thompson	UT-AT	TT	TFL	Other
Kamren Curl	31-32	63	3.0-5	2 FR	Jaquarius Landrews	26-29	55	1.5-3	1 FR
Joe Foucha	35-24	59	2.5-10	2 INT	C.J. Morgan	32-21	53	0.5-0	4 PBU
Bumper Pool	34-22	56	1.0-2	1 INT	Leo Lewis	29-24	53	0.5-2	1 INT
	23-31	54	3.5-8	3 PBU		20-28	48	3.5-8	2 FR

# GAME 9: MISSISSIPPI STATE

## LAST MEETING: MISSISSIPPI STATE 52, ARKANSAS 6

Score by Quarters	1	2	3	4	Total
Arkansas	0	3	3	0	6
Mississippi State	3	14	21	14	52

### Qtr Time Scoring play

1st	08:27	MS - Jace Christmann 19 yd field goal, 14-81 6:33
2nd	10:28	MS - Nick Fitzgerald 2 yd run (Jace Christmann kick), 11-53 4:53
	05:20	MS - Nick Gibson 8 yd run (Jace Christmann kick), 8-72 4:11
	00:32	AR - Connor Limpert 36 yd field goal, 13-52 2:48
3rd	11:19	AR - Connor Limpert 32 yd field goal, 7-60 3:35
	08:42	MS - Justin Johnson 34 yd pass from Nick Fitzgerald (Jace Christmann kick), 6-75 2:37
	07:41	MS - Keith Mixon 4 yd pass from Nick Fitzgerald (Jace Christmann kick), 1-4 0:04
	03:02	MS - Osirus Mitchell 15 yd pass from Nick Fitzgerald (Jordan Lawless kick), 3-58 1:17
4th	13:04	MS - Austin Williams 19 yd pass from Nick Fitzgerald (Jordan Lawless kick), 6-50 3:02
	05:20	MS - Austin Williams 33 yd pass from K. Thompson (Jordan Lawless kick), 8-72 4:01

	AR	MS
<b>FIRST DOWNS</b>	17	29
<b>RUSHES-YARDS (NET)</b>	35-69	47-287
<b>PASSING YDS (NET)</b>	150	188
Passes Att-Comp-Int	34-19-1	18-12-0
<b>TOTAL OFFENSE PLAYS-YARDS</b>	69-219	65-475
Fumble Returns-Yards	0-0	1-6
Punt Returns-Yards	0-0	1-0
Kickoff Returns-Yards	2-95	1-15
Interception Returns-Yards	0-0	1-7
Punts (Number-Avg)	3-37.3	1-40.0
Fumbles-Lost	3-2	2-1
Penalties-Yards	9-85	7-60
Possession Time	27:39	32:21
Third-Down Conversions	5 of 17	7 of 10
Fourth-Down Conversions	1 of 4	1 of 1
Red-Zone Scores-Chances	2-4	6-6
Sacks By: Number-Yards	0-0	5-48

**RUSHING:** Arkansas-Rakeem Boyd 14-84; Devwah Whaley 4-16; Deon Stewart 1-7; Maleek Williams 3-2; Chase Hayden 1-minus 1; Connor Noland 5-minus 3; Ty Storey 5-minus 7; De'Vion Warren 1-minus 13; Reid Bauer 1-minus 16. Mississippi State-Aeris Williams 15-104; Nick Fitzgerald 14-85; Nick Gibson 9-48; Dontavian Lee 7-38; K. Thompson 2-12.

**PASSING:** Arkansas-Ty Storey 16-27-1-137; John Stephen Jones 1-3-0-5; Connor Noland 2-3-0-8; De'Vion Warren 0-1-0-0. Mississippi State-Nick Fitzgerald 9-14-0-127; K. Thompson 3-4-0-61.

**RECEIVING:** Arkansas-Deon Stewart 6-13; LaMichael Pettway 4-83; Mike Woods 3-15; Cheyenne O'Grady 2-24; Jordan Jones 2-5; Rakeem Boyd 1-8; Devwah Whaley 1-2. Mississippi State-Justin Johnson 3-59; Austin Williams 2-52; Osirus Mitchell 2-21; Dontea Jones 1-17; Stephen Guidry 1-15; Farrod Green 1-11; Aeris Williams 1-9; Keith Mixon 1-4.

**INTERCEPTIONS:** Arkansas-None. Mississippi State-C.J. Morgan 1-7.

**FUMBLES:** Arkansas-Ty Storey 1-1; LaMichael Pettway 1-0; Reid Bauer 1-1. Mississippi State-Dedrick Thomas 1-0; Johnathan Abram 1-1.

Arkansas (2-9,0-7) vs. Mississippi State (7-4,3-4)

Date: Nov 17, 2018 • Site: Starkville, Miss. • Stadium: Davis Wade Stadium

Attendance: 57772

Kickoff time: 11:02 am • End of Game: 2:16 pm • Total elapsed time: 3:14

Officials: Referee: Matt Loeffler; Umpire: Stan Weihe; Linesman: Gus Morriss III;

Line judge: Michael Shirey; Back judge: Tra Boger; Field judge: Bobby Ables;

Side judge: Jesse Dupuy; Center judge: Chris Snead;

Temperature: 59 • Wind: SSE @ 2 • Weather: Clear skies



## IN DEPTH CHART: OFFENSE

WR



**8 Mike Woods ||| 6-1, 203, So.**

Third in receptions (24) and receiving yards (319) ... Four rec., 62 yards & TD vs. TAMU ... Back-to-back games with TD ... First 100-yd game (115) vs. SJSU on 9/21 - Career-long 62-yd TD catch ... Six receptions (career-high) at OM - team-high.

	REC	YDS	TD
2019	24	319	2
2018	18	206	1
Totals	42	525	3

**1 De'Vion Warren ||| 5-10, 188, Jr.**

1 rec./15 yds vs. SJSU ... Returned three kicks at OM, longest 37 yards ... 3rd on team in rushing (51 yards) ... Returned 14 kicks for 399 yds in 2018 ... 78-yd KO return vs. Alabama (10/6/18) & first TD rec. ... 100-yd KO return TD vs. Auburn in 2017.

	REC	YDS	TD
2019	3	20	0
2018	3	14	1
2017	1	5	0
Totals	7	39	1

TE



**85 Cheyenne O'Grady ||| 6-4, 256, Sr. > Mackey Watch List**

12th career TD at ALA - School record by TE ... 7 rec., 72 yds, TD vs. AUB ... Career-best 91 yards vs. TAMU ... Mackey TE of the Week (10/1) ... Led team in rec. (30) & TDs (6) in 2018 ... Son of the late Larry Marks - 3-year ARK MBB player (1988-90).

	REC	YDS	TD
2019	33	372	3
2018	30	400	6
2017	21	132	2
2016	3	63	1
Totals	87	967	11

**89 Grayson Gunter ||| 6-4, 243, Jr.**

Started vs. PSU & CSU ... 3 rec., 16 yards vs. PSU ... Played in 11 games last year, starting twice ... High four rec., 51 yards, 1 TD vs. Tulsa ... Season-long 23-yard catch vs. LSU on 11/10/18 ... Father Bubba played football at Ole Miss from 1989-91.

	REC	YDS	TD
2019	3	16	0
2018	4	51	1
2017	-	-	-
2016	1	29	0
Totals	8	96	1

LT



**76 Myron Cunningham ||| 6-6, 290, Jr.**

Started at RG in first three games, LT vs. SJSU, UK & ALA ... Played 445 snaps ... Iowa Central CC transfer ... First Team NJ-CAA All-American (2018) ... Started all 12 games, helping ICCc to 8-4 record with 4,670 yds (2,884 passing yds) & 46 TDs.

	GP	GS
2019	8	6
2018	12	12
Totals	20	18

**74 Colton Jackson ||| 6-5, 301, Sr.**

Started at LT in first three games & vs. Auburn ... Played in 10 games in 2018, starting eight of the last nine at LT ... Totaled 516 snaps during junior campaign ... Allowed just one sack in 305 pass blocking plays last year.



	GP	GS
2019	4	4
2018	10	8
2017	12	10
2016	3	3
Totals	38	25

LG



**54 Austin Capps ||| 6-4, 304, Sr.**

First career start vs. PSU, also started SJSU, TAMU, UK & AUB ... Allowed one sack & five QB hurries over 216 pass blocking snaps ... Played in 11 games in 2018 - 193 snaps, 151 at LG & 42 at RG ... Transitioned from the d-line to the o-line in 2018.

	GP	GS
2019	6	5
2018	11	0
2017	12	0
2016	12	0
Totals	41	5

**57 Shane Clenin ||| 6-6, 302, So.**

Appeared in seven of eight games this year, primarily on FG & PAT units ... Saw 26 snaps on offense at ALA ... Played in seven games in 2018, appearing in each of the last five games ... Totaled 61 snaps, including a season-high 50 vs. EIU.

	GP	GS
2019	7	0
2018	7	2
Totals	14	2

C



**66 Ty Clary ||| 6-4, 285, Jr.**

PFF National Team of the Week (Week 3) ... No. 3 rated C in SEC ... Started all eight games ... 553 snaps, no sacks or QB hits ... Played in all 12 games in 2018, starting the last 11 ... Finished fourth on the team in total snaps played (674).


	GP	GS
2019	8	8
2018	12	11
2017	7	4
Totals	27	23

**57 Shane Clenin ||| 6-6, 302, So.**

Appeared in seven of eight games this year, primarily on FG & PAT units ... Saw 26 snaps on offense at ALA ... Played in seven games in 2018, appearing in each of the last five games ... Totaled 61 snaps, including a season-high 50 vs. EIU.

	GP	GS
2019	7	0
2018	7	2
Totals	14	2

RG



**51 Ricky Stromberg ||| 6-4, 266, Fr.**

Started at LG vs. OM/CSU, RG in last four games ... Totaled 483 snaps - no sacks allowed, four QB hits & eight hurries ... Four-star prospect by 247Sports ... Rated as the No. 19 OG in the country & No. 3 prospect in Oklahoma by 247Sports.

	GP	GS
2019	8	7
Totals	8	7

**55 Beaux Limmer ||| 6-5, 293, Fr.**

Saw action vs. CSU ... Three-star prospect by Rivals, 247Sports & ESPN ... Rated as the No. 67 offensive tackle in the nation by 247Sports ... Helped Tyler Lee HS to 2,346 yards on the ground, 1,159 passing yards & 26 total TDs as a senior.

	GP	GS
2019	1	-
Totals	1	-

RT



**78 Dalton Wagner ||| 6-9, 302, So.**

Started at RT in all eight games, totaling 541 snaps ... Played in 11 of 12 games in 2018, starting once at LT on homecoming against Tulsa ... Totaled 205 snaps as a R-Fr ... Did not allow a sack or QB hit in 65 pass protection snaps.

	GP	GS
2019	8	8
2018	11	1
Totals	19	9

**71 Ryan Winkel ||| 6-6, 285, R-Fr.**

Seen action in first seven games ... Has played 15 snaps on the offensive line this year, all at RT, eight in pass protection ... PFF grade of 81.3 in pass blocking ... Did not play during 2018 season after a pectoral injury ... Three-star prospect.

	GP	GS
2019	7	-
Totals	7	-

QB



**6 Ben Hicks ||| 6-1, 217, Sr. - OR -**

Started vs. Auburn (19-39, 182 yds, 1 TD) ... Began year as starter, entered vs. TAMU (15-27, 188 yds, 1 TD) & UK (5-8, 81 yds) ... SMU grad (2016-18) - career leader in six offensive categories.



	C-A-I	YDS	TD
2019	60-119-1	692	2
2018	208-372-7	2,582	19
2017	276-472-12	3,569	33
2016	234-422-5	2,930	19
Totals	778-1,385-35	9,773	73

**17 Nick Starkel ||| 6-3, 214, Jr.**

Broke 3,000-yd threshold for career at UK ... 28-of-50, 356 yds, 3 TDs vs. SJSU ... 20-of-35, 305 yds, 3 TDs vs. CSU ... First 300 yd, 3 TD game by ARK QB since 2016 ... Texas A&M Transfer - threw for 400+ yds twice in '17.



	C-A-I	YDS	TD
2019	93-169-10	1,118	7
2018	15-22-0	169	1
2017	123-205-6	1,793	14
Totals	231-406-16	3,080	22

RB



**5 Rakeem Boyd ||| 6-0, 213, Jr. > Doak Walker & Earl Campbell Tyler Rose Watch Lists**

105 all-purpose yds at ALA ... 134 rush yds at UK, 2 TDs - most in ARK uniform ... 6th 100-yd game at ARK ... 122 rush yds vs. CSU, 2 TDs ... 114 rush yds vs. PSU ... Leading rusher in 2018 ... 100+ yards in 3 games ... 1,211 yds & 14 TDs at Indy CC in 2017.

	ATT	YDS	TD
2019	131	706	5
2018	123	734	2
Totals	254	1,440	7

**21 Devwah Whaley ||| 5-11, 212, Sr. > Doak Walker Watch List**

11-yd TD vs. TAMU ... 9 att., 81 yds, 1 TD vs. CSU ... Scored first TD of yr for ARK vs. PSU ... Second in rushing last yr with 368 yards on 82 carries ... Four starts in 2018 ... 165 yards/TD at CSU (9/8/18) ... Second on team in rushing in 2017 (559 yds).

	ATT	YDS	TD
2019	57	242	3
2018	82	368	2
2017	127	559	7
2016	110	602	3
Totals	376	1,771	15

WR



**16 Treyton Burks ||| 6-3, 223, Fr. > ESPN Preseason Freshman All-American**

Four rec., 58 yards vs. TAMU ... Led team in rec. yds twice this season - first vs. PSU (52 yds on 3 rec.) & vs. CSU (92 yds on 4 rec.) ... Two rec., 28 yds at OM ... Four-star by Rivals, 247Sports & ESPN ... Rated top player in Arkansas by 247Sports.

	REC	YDS	TD
2019	19	298	0
Totals	19	298	0

**19 Tyson Morris ||| 6-1, 200, Jr.**

Caught a pass in each of the first seven games ... three for 60 yds & a TD vs. SJSU - second career TD & career-high yds ... Played in 11 of 12 games as a R-Fr in 2018 ... Caught four passes for 30 yards, scoring on an 11-yd play vs. VU on 11/20/18.

	REC	YDS	TD
2019	10	137	1
2018	4	30	1
Totals	14	167	1

WR



**7 Trey Knox ||| 6-5, 205, Fr. > FWAA Preseason Freshman All-American Watch List**

Three catches, 34 yards vs. Auburn ... Team-best six rec. vs. CSU - 90 yds & first-career TD on 24 yd pass ... 83 yds & TD vs. SJSU ... Team-high six rec./88 yards at OM ... Team-longest 38-yd play in start vs. PSU ... Four-star prospect.

	REC	YDS	TD
2019	26	367	2
Totals	26	367	2

**15 T.Q. Jackson ||| 6-4, 197, Fr.**

Caught first pass vs. TAMU, two yard cross ... Four-star prospect by Rivals ... Rated No. 42 WR in the country & 41st overall player in Texas by Rivals ... Recorded a team-best 797 receiving yards on 38 receptions with 11 TDs at Jefferson HS.

	REC	YDS	TD
2019	1	2	-
Totals	1	2	-



## IN DEPTH CHART: DEFENSE

	U-A-T	TFL	SACK
2019	16-12-28	5:5-32	2:5-20
2018	3-10-13	1:5-3	0:0-0
2017	1-0-1	0:0-0	0:0-0
Totals	20-22-42	7:0-35	2:5-20

### 6 Gabe Richardson ||| 6-3, 240, Sr.

FF returned by Harris for TD vs. TAMU - Five tackles, 1.0 TFL ... Seven stops, one sack at OM ... Three tackles, half-a-sack vs. PSU ... Played in 11 games, two starts in 2018 ... Fumble recovery vs. UNT (9/15/18) ... First career start 9/8/18.



DE

	U-A-T	TFL	SACK
2019	6-3-9	4:5-25	3:5-21
2018	1-9-20	1:0-0	0:0-0
2017	0-0-0	0:0-0	0:0-0
2016	0-0-0	0:0-0	0:0-0
Totals	17-12-29	5:5-30	3:5-21

### 86 Jamarion Bell ||| 6-5, 265, Sr.

Both tackles vs. TAMU were sacks ... 3.5 sacks over seven stops this year ... Played in 11 games in 2018 ... Forced a fumble against Ole Miss on 10/13/18 ... Posted multi-tackle performances in six games, including four vs. Eastern Illinois.



DT

	U-A-T	TFL	SACK
2019	15-12-27	7:5-28	5:0-24
2018	19-26-45	10:0-44	4:5-25
2017	15-22-37	7:5-33	2:5-19
2016	8-19-27	5:5-23	2:5-13
Totals	57-79-136	30:5-128	14:5-81

### 3 McTelvin Agim ||| 6-3, 300, Sr. > Preseason third-team All-SEC, Bednarik Watch List

TFL in four-straight games + FR vs. AUB & 1.5 TFL at UK ... FF vs. CSU ... TFL at OM ... Led ARK in tackles (6) & sacks (2.0) vs. PSU ... 10.0 TFLs in 2018 ... First Hog with 10+ TFLs since Deatrice Wise Jr. (2015).



### 93 Isaiah Nichols ||| 6-3, 277, R-Fr.

Tallied four tackles vs. CSU, including 0.5 TFL ... Three tackles at OM ... Seen action in every game this year ... Played in three games in 2018, totaling 45 snaps ... Recorded a tackle in the season opener vs. EIU (9/1/18), a solo stop.



DT

	U-A-T	TFL	SACK
2019	7-6-13	0:5-2	0:0-0
2018	1-0-1	0:0-0	0:0-0
Totals	8-6-14	0:5-2	0:0-0

	U-A-T	TFL	SACK
2019	3-9-12	3:5-22	2:5-19
2018	10-16-26	3:5-10	1:5-6
2017	10-16-26	1:5-3	0:0-0
2016	1-3-4	4:0-17	2:0-15
Totals	24-44-68	12:5-52	6:0-40

### 52 TJ Smith ||| 6-3, 293, Sr. > Wuerffel Watch List

0.5 sack vs. AUB ... PFF National Team of the Week (10/1) ... Sack & FF vs. TAMU ... Three stops vs. CSU, sack & 1.5 TFL ... Inaugural recipient of Broyles Razorback Award ... SEC Community Service Team/Leadership Council.



### 42 Jonathan Marshall ||| 6-3, 299, Jr.

TFL & forced fumble at UK ... Two tackles vs. CSU ... Two stops, one TFL at OM ... Tackle & QBH vs. PSU ... Played in 11 games in 2018 ... Posted four multi-tackle games, with three stops vs. Tulsa (10/20/18) & Mississippi State (11/17/18).



DE

	U-A-T	TFL	SACK
2019	5-4-9	2:0-4	0:0-0
2018	4-10-14	0:0-0	0:0-0
2017	2-4-6	0:5-0	0:0-0
Totals	11-18-29	2:5-4	0:0-0

	U-A-T	TFL	SACK
2019	8-7-15	1:5-4	0:0-0
Totals	8-7-15	1:5-4	0:0-0

### 11 Mataio Soli ||| 6-4, 239, Fr.

TFL vs. TAMU ... Started at DE in last four games ... One tackle, 0.5 TFL vs. CSU ... Three stops at OM ... Recorded solo stop vs. PSU ... Four-star prospect - Rivals & 247Sports ... Son of former Arkansas D-Lineman Junior Soli (1992-95).




LB

	U-A-T	TFL	SACK
2019	4-4-8	0:0-0	0:0-0
Totals	4-4-8	0:0-0	0:0-0

### 13 Collin Clay ||| 6-5, 285, Fr.

Saw action in last seven games - three stops vs. TAMU, two at UK ... Four-star (Rivals & 247Sports) ... No. 20 strongside DE in the country & No. 2 in Oklahoma (Rivals) ... Racked up 62 tackles, three sacks & 5.5 TFLs as Sr. at Putnam City HS.



LB

	U-A-T	TFL	SACK
2019	14-10-24	2:5-9	1:0-7
2018	9-15-24	0:0-0	0:0-0
2017	3-0-3	0:0-0	0:0-0
Totals	26-25-51	2:5-9	1:0-7

### 27 Hayden Henry ||| 6-2, 226, Jr.

Seven tackles vs. CSU - forced fumble in 4th quarter ... Four stops at OM ... Sack vs. PSU ... Played in all 12 games in 2018 ... Brother Hudson (freshman TE) on team ... Brother Hunter (Mackey Winner) & dad Mark (C) played at Arkansas.




LB

	U-A-T	TFL	SACK
2019	3-0-3	1:0-1	0:0-0
2018	1-4-5	0:5-2	0:0-0
2017	3-3-6	0:0-0	0:0-0
Totals	7-7-14	1:5-3	0:0-0

### 22 Deon Edwards ||| 6-1, 220, Jr.

TFL at ALA ... Had a tackle vs. CSU ... Seen action on special teams in all eight games ... Played in all 12 games last year ... Recorded his lone half-tackle-for-loss against EIU ... Had two stops vs. EIU & at CSU a week later ... Also one vs. UNT.



CB

	U-A-T	TFL	SACK
2019	31-32-63	3:0-5	0:0-0
2018	62-56-118	9:0-23	2:0-11
2017	66-49-115	8:5-25	3:5-18
2016	18-19-37	2:0-8	1:0-6
Totals	177-156-363	22:5-63	6:5-35

### 8 De'Jon Harris ||| 6-0, 245, Sr. > Preseason second-team All-SEC, Butkus Watch List

10 stops & FF vs. Auburn, 9 at ALA ... 10 tackles, TFL, FR at UK ... Returned fumble for TD vs. TAMU ... Team-best 12 stops vs. CSU ... Led the SEC in tackles (118) in 2018 ... Career-high 16 stops 9/29/18 ... 100+ stops in back-to-back yrs - 7th Hog.



### 31 Grant Morgan ||| 5-11, 229, Jr.

Four stops at UK & vs. Auburn, five at ALA ... Four tackles, 1.5 for loss, 1.0 sack vs. CSU ... Four stops & a TFL vs. PSU ... Played in all 12 games last year ... Posted at least a half-a-tackle for loss in first three games in 2018.




LB

	U-A-T	TFL	SACK
2019	7-21-28	3:0-14	1:0-8
2018	8-16-24	2:5-4	0:0-0
2017	22-16-38	3:0-15	1:0-9
Totals	37-53-90	9:0-33	2:0-17

### 10 Bumper Pool ||| 6-2, 228, So.

First career sack vs. Auburn, nine stops ... T-Career-high 10 stops at UK - 1.5 TFLs & PBU ... Led team in tackles first two games - 9 at OM, 1 TFL ... Four starts at WLB in 2018 ... Fumble rec. vs. EIU (9/1/18) - 60 yd return ... Blocked FG vs. EIU.




SS

	U-A-T	TFL	SACK
2019	14-10-24	2:5-9	1:0-7
2018	9-15-24	0:0-0	0:0-0
2017	3-0-3	0:0-0	0:0-0
Totals	26-25-51	2:5-9	1:0-7

### 27 Hayden Henry ||| 6-2, 226, Jr.

Seven tackles vs. CSU - forced fumble in 4th quarter ... Four stops at OM ... Sack vs. PSU ... Played in all 12 games in 2018 ... Brother Hudson (freshman TE) on team ... Brother Hunter (Mackey Winner) & dad Mark (C) played at Arkansas.



FS

	U-A-T	TFL	SACK
2019	14-10-24	2:5-9	1:0-7
2018	9-15-24	0:0-0	0:0-0
2017	3-0-3	0:0-0	0:0-0
Totals	26-25-51	2:5-9	1:0-7

### 21 Montaric Brown ||| 6-0, 187, So.

Five tackles at UK, all solo ... First career INT vs. TAMU ... Four tackles, two PBU & a FR vs. CSU ... Played in 11 games in 2018 as a redshirt-freshman ... Posted a season-best five solo tackles at Missouri ... First career start vs. Tulsa.

	U-A-T	TFL	INT
2019	17-4-21	0:0-0	1:0-2
2018	8-1-9	0:0-0	0:0-0
Totals	25-5-30	0:0-0	1:0-2


### 24 LaDarrius Bishop ||| 6-0, 193, R-Fr.

Team-high 8 tackles vs. SJSU - first career start vs. SJSU opposite McClellion ... Returned fumble recovery for TD vs. CSU ... Seen action on special teams ... Played in two games last year ... Saw action vs. UNT (9/15/18) & LSU (11/10/18).

	U-A-T	TFL	INT
2019	9-2-11	0:0-0	0:0-0
2018	0-0-0	0:0-0	0:0-0
Totals	9-2-11	0:0-0	0:0-0

### 2 Kamren Curl ||| 6-2, 198, Jr. > Preseason third-team All-SEC

Eight tackles vs. Auburn ... 12 stops vs. TAMU - career-high ... INT vs. SJSU ... Nine tackles vs. CSU ... 69-yd FR TD at OM (first career) ... First INT & sack (2.0) of career vs. PSU ... First player in NCAA this year with a sack, INT & fumble rec. TD.



CB

	U-A-T	TFL	INT
2019	35-24-59	2:5-10	2:2-2
2018	27-26-53	0:0-0	0:0-0
2017	32-14-46	0:0-0	0:0-0
Totals	94-64-158	2:5-10	2:2-2

### 18 Myles Mason ||| 6-2, 203, So.

Five tackles, four solo, vs. PSU ... Played in nine games in 2018 ... Totaled 106 snaps last year ... Posted five tackles, one solo, spread out over four games ... His multi-tackle game came at Missouri on 11/23/18, including his lone solo stop.

	U-A-T	TFL	INT
2019	9-5-14	0:0-0	0:0-0
2018	1-4-5	0:0-0	0:0-0
Totals	10-9-19	0:0-0	0:0-0

### 7 Joe Foucha ||| 5-11, 198, So.

Career-best 13 tackles at ALA ... First TFL vs. Auburn ... Then-career-high 11 stops at UK ... Six tackles vs. CSU & TAMU ... Fumble rec. at OM ... Game-ending INT vs. PSU, two PBUs ... Played in nine games in 2018, one start at Missouri.

	U-A-T	TFL	INT
2019	34-22-56	1:0-2	1:0-2
2018	6-5-11	0:0-0	0:0-0
Totals	40-27-67	1:0-2	1:0-2

### 1 Jalen Catalon ||| 5-10, 196, Fr.

Saw action in the SEC opener at Ole Miss, plus vs. SJSU and at UK ... Four-star prospect by Rivals, 247Sports and ESPN ... Ranked 20th in the nation at the safety position by Rivals ... Four-year letterwinner at Mansfield Legacy HS.

	U-A-T	TFL	INT
2019	0-0-0	0:0-0	0:0-0
Totals	0-0-0	0:0-0	0:0-0

### 4 Jarques McClellion ||| 6-0, 175, So.

Recorded five tackles vs. CSU & TAMU ... INT vs. PSU - first career pick ... Played in all 12 games, starting nine as a redshirt-freshman ... Season-high five tackles, all solo, against Ole Miss in Little Rock ... Team-high seven PBUs in 2018.

	U-A-T	TFL	INT
2019	13-8-21	0:0-0	1:0-1
2018	21-4-25	0:0-0	0:0-0
Totals	34-12-46	0:0-0	1:0-1

### 17 Malik Chavis ||| 6-2, 198, Fr.

Three-star prospect ... No. 7 overall recruit in Arkansas by Rivals and ESPN ... Four-year letterwinner at Rison High School in Rison, Ark. - Played defensive back and running back ... Also lettered in baseball, basketball and track & field.

	U-A-T	TFL	INT
2019	0-0-0	0:0-0	0:0-0
Totals	0-0-0	0:0-0	0:0-0

## RAZORBACK TRENDS

	2019	Morris	Streak
Overall	2-6	18-38	L5
At Home	2-2	14-16	L2
On the Road	0-3	4-19	L8
Neutral	0-1	0-3	L5
August	1-0	1-0	W2
September	1-3	9-13	L2
October	0-3	5-13	L4
November	0-0	3-12	L4
December-January	0-0	0-0	L1
vs. SEC	0-5	0-13	L16
vs. Non-Conference	2-1	10-9	L1
vs. Ranked Opponents	0-3	1-16	L12
<b>Record in Games...</b>			
Decided by 7 pts or less	1-3	5-11	L3
Decided by 3 pts or less	0-0	2-3	W4
During the day	2-2	8-20	L2
At night	0-4	9-18	L10
<b>Record When Scoring...</b>			
Less than 21 points	1-4	1-17	L4
21+ points	1-2	17-21	L2
30+ points	1-0	15-12	W1
40+ points	1-0	9-5	W3
50+ points	1-0	5-0	W4
<b>Record When Allowing...</b>			
Less than 14 points	1-0	3-0	W13
Less than 21 points	0-0	5-0	W9
21+ points	1-6	11-38	L5
<b>Record When...</b>			
Scoring first	0-1	11-15	L2
Opponents score first	2-5	7-23	L4
Leading after the 1Q	2-1	13-10	L1
Trailing after the 1Q	0-4	2-23	L12
Tied after the 1Q	0-1	3-5	L2
Leading at halftime	2-1	17-4	L1
Trailing at halftime	0-5	1-33	L13
Tied at halftime	0-0	0-1	--
Leading after the 3Q	1-1	13-3	L1
Trailing after the 3Q	0-5	4-35	L15
Tied going into the 4Q	1-0	1-0	W1
In overtime games	0-0	1-1	L1
<b>Record With...</b>			
Less than 300 yards total offense	0-2	0-10	L13
400+ yards total offense	1-1	15-17	L1
500+ yards total offense	1-0	5-3	W2
Less than 100 yards rushing	0-3	2-13	L6
100+ yards rushing	2-3	16-25	L3
200+ yards rushing	3-0	12-7	W3
300+ yards rushing	0-0	2-1	L1
Less than 200 yards passing	1-3	4-13	L3
200+ yards passing	1-3	14-25	L2
300+ yards passing	1-2	7-8	L1
400+ yards passing	0-0	0-1	L2
A 100-yard rusher	2-1	10-11	L1
2+ 100-yard rushers	0-0	2-0	W8
<b>Record When Allowing...</b>			
Less than 200 total yards	0-0	0-0	W6
200+ total yards	2-6	18-38	L5
300+ total yards	1-6	13-36	L5
400+ total yards	1-5	8-29	L4
Less than 100 rush yards	1-1	7-4	L1
100+ rush yards	1-5	10-35	L4
200+ rush yards	1-3	5-26	L2
Less than 200 pass yards	1-2	8-13	L2
200+ pass yards	1-4	10-25	L3
300+ pass yards	0-1	5-11	L4
400+ pass yards	0-1	2-5	L3
A 100-yard rusher	1-1	3-20	L1
<b>Record When Having...</b>			
No turnovers	0-1	7-4	L1
Less than 3 turnovers	2-3	15-24	L2
3 or more turnovers	0-3	2-13	L18
No takeaways	0-1	1-9	L5
Less than 3 takeaways	1-6	11-32	L5
3 or more takeaways	1-0	7-6	W3
Win turnover battle	2-3	14-10	L2
Lost turnover battle	0-3	2-23	L11
Turnovers even	0-0	2-5	W1
More than 30:00 TOP	1-0	12-15	W1
Less than 30:00 TOP	1-6	6-23	L5

## RAZORBACK NOTEBOOK

### QUICK HITS

- Arkansas will face Mississippi State for the 30th time on the gridiron on Saturday and the first on homecoming.
- The Razorbacks have won each of their last five homecoming games, outscoring opponents 204-113.
- Arkansas' last win against Mississippi State came in 2016 (58-42), while the last victory over the Bulldogs in Fayetteville was in 2003 in a 52-6 rout.
- With Rakeem Boyd's 114-yard performance against Portland State, Arkansas has had at least one player record 100 rushing yards in a game in each of the last 36 years.
- Nick Starkel's 305 passing yards vs. Colorado State made it four of the last five years Arkansas has had at least one quarterback throw for 300 or more yards in a game.
- Mike Woods amassed 115 receiving yards against San Jose State, making it 13-straight years Arkansas has had at least one 100-yard receiver.
- The Razorbacks returned to a natural-grass playing surface at DWRRS for the first time since 2009.
- Forty-six student-athletes on the 2019 roster are from inside the state's borders, with five from Fayetteville - Ty Clary, Elias Hale, Ty Clary, Tyson Morris and Cheyenne O'Grady.
- Fifteen different states are represented on this year's team.
- Five true freshman have started a game this season - Greg Brooks Jr. (NB), Treyton Burks (WR), Trey Knox (WR), Mataio Soli (DE) and Ricky Stromberg (LG) / One redshirt freshman - LaDarrius Bishop (CB). Twenty-four freshmen have played in a game this season, 15 true, as Eric Gregory saw his first game action against Auburn.



**Trey Knox (L) & Treyton Burks (R)** are the top freshman WR duo in the power five with 45 receptions, 653 yards & two touchdowns.

### RECORD HOLDER O'GRADY

Senior tight end Cheyenne O'Grady is making the most of his final season wearing the Cardinal & White and will leave Arkansas with his name etched into the school's record book. The Fayetteville native hauled in his 12th career touchdown pass on Saturday at Alabama on an eight-yard throw from John Stephen Jones, making him the sole leader for career TD catches by a tight end at Arkansas. It was his third touchdown of the season, scoring on more modest plays of 62 yards (Colorado State) and 45 yards (Texas A&M) this year. He's recorded 70 or more receiving yards in three games this season, with a career-high of 91 yards on eight receptions against Texas A&M. Despite missing the first game of the year, O'Grady ranks second among conference tight ends in catches (33) and receiving yards (372). He was named the John Mackey TE of the Week on Oct. 1.

- His 91 yards vs. Texas A&M were the most by an Arkansas TE since Hunter Henry's 92 vs. K-State (2016 Liberty Bowl).
- O'Grady led the team in rec. yards & rec. vs. the Aggies for the first time this year & second-straight game vs. TAMU.
- He's led the team in receiving in four of eight games this year.
- He has the ninth-most yards after catch in the country and most in the SEC for a TE with 223.
- O'Grady caught a 62-yard TD vs. Colorado State, which was the longest offensive play of the year for Arkansas at the time.
- He has six receptions of 20+ yards this year and 15 for his career.
- O'Grady is Arkansas' career active leader in receptions (87) and receiving yards (967).

### THE FRESHEST

The top freshman wide receiver duo in the power five resides in Fayetteville, Arkansas, and the tandem is finally playing at the same time. Trey Knox and Treyton Burks arrived on the Hill with plenty of hype as four-star prospects, with Knox enrolling early in January. In seven games, Knox has hauled in 26 receptions, for 357 yards, both second on the team, and

two touchdowns, while Burks has 19 catches for 298 yards to his name in the same amount of contests. Their totals combine for 45 receptions and 653 yards this season, as Knox has the most receiving yards by an Arkansas true freshman since Hunter Henry's 409 in 2013.

- Knox is the only SEC representative on the NCAA top 15 freshman receiving yards list, ranking 12th.
- Knox (3.7) and Burks (2.7) are first & third among SEC freshmen in rec. per game & receiving yards per game at 51.0 & 42.6, respectively.
- The duo has 12 of Arkansas' 42 plays of 20+ yards this season, with Burks producing a team-best seven.

### JSJ

Redshirt-freshman quarterback John Stephen Jones saw extended playing time on Saturday at Alabama, appearing in a series of packages in the first half before playing the entire second half in Tuscaloosa. The Dallas, Texas, native went 6-of-7 passing for 49 yards and a touchdown, while running the ball six times for 14 yards. He connected with C.J. O'Grady on an eight-yard pass for Arkansas' lone score of the night, helping O'Grady break the school record for touchdowns by a tight end. John Stephen is a third-generation Razorback, as his father, Stephen, was a four-year letterwinning linebacker at Arkansas, while his grandfather, Jerry, was a three-year offensive lineman and captain of the 1964 national title team at Arkansas.



**C.J. O'Grady** ranks second in the SEC in receptions (33) and yards (372) by a tight end, sitting in sixth & 13th in the NCAA, respectively.



## RAZORBACK NOTEBOOK

### BIG HANDS GUY

Freshman receiver Treyton Burks has been blessed with size 10.25 inch hands, measured from thumb to pinky finger. Here is how his size 5XL hands compare:

- Average male size - 7.6"
- Houston Texans Receiver DeAndre Hopkins - 10.1"
- Cleveland Browns Receiver Odell Beckham Jr. - 10"
- Atlanta Falcons Receiver Julio Jones - 9.75"
- NBA Hall of Famer Shaquille O'Neal - 11.75"



### THAT DUDE RAKEEM

Junior running back Rakeem Boyd continues to make highlight reel plays week after week, from hurdling oncoming defenders to breaking off huge plays for the Razorback offense. Although it wasn't 100 rushing yards, Boyd did produce his fourth 100-yard game of the year at Alabama, this time splitting his production almost evenly via the ground game and through the air. He rushed for 50 yards on 12 carries, while hauling in four passes for 55 yards, a career-best, on Saturday in Tuscaloosa. He leads the team this year with 837 all-purpose yards, averaging 104.6 per game. In Lexington, Boyd took the second play of the game 74 yards to the house for a touchdown. He finished the night with 134 rushing yards, his most while wearing an Arkansas

uniform, and two touchdowns, scoring again in the fourth quarter to give the Hogs the lead. It was his third game this season with 100+ rushing yards and sixth overall as a Razorback, also doing so against Colorado State (122) and Portland State (114). He is one of 20 Arkansas running backs all-time to record six 100+ yard rushing performances while playing for the school.

- Boyd ranks third in the SEC in rushing yards and 32nd in the country with 706 rushing yards.
- Boyd is currently on pace to rush for 1,000 yards this year, which would make him the first Razorback to do so since Rawleigh Williams (2016).
- His two-touchdown performance against the Wildcats marked the second time this season he's accomplished the feat, also doing so against Colorado State on Sept. 14.
- Arkansas has a total of 12 100-yard performances currently on its roster split between Boyd (six), senior Devwah Whaley (four) and juniors T.J. Hammonds (one) and Chase Hayden (one).

### JUMBO JOE

For the second time this season, sophomore safety Joe Foucha recorded a career-high in total tackles, this time tallying 13 at Alabama. It was the second time in three games he's reached double-digit stops, with 11 at Kentucky on Oct. 12. Against Auburn, the New Orleans native notched his first tackle for loss of his career, bringing down the Tiger rushing for a loss of two yards on a fourth down play. He ranks third on the team in total tackles this season with 56 stops, along with an interception against Portland State on Aug. 31 and a fumble recovery at Ole Miss on Sept. 7 to go with it.

### CAREER 100-YARD RUSHING GAMES

**Rakeem Boyd • Jr. • RB (6)**

- 134, Kentucky, 2019
- 122, Colorado State, 2019
- 114, Portland State, 2019
- 113, Vanderbilt, 2018
- 109, Ole Miss, 2018
- 102, Alabama, 2018

**Devwah Whaley • Sr. • RB (4)**

- 165, at Colorado State, 2018
- 135, Alcorn State, 2016
- 119, New Mexico State, 2017
- 112, at Mississippi State, 2016

**T.J. Hammonds • R-Jr. • RB (1)**

- 119, Coastal Carolina, 2017

**Chase Hayden • Jr. • RB (1)**

- 120, Florida A&M, 2017

### CAREER 100-YARD RECEIVING GAMES

**Jordan Jones • Jr. • WR (2)**

- 132, Eastern Illinois, 2018
- 122, Missouri, 2017

**Mike Woods • So. • WR (1)**

- 115, San Jose State, 2019

### CAREER 400-YARD PASSING GAMES

**Nick Starkel • Jr. • QB (2)**

- 499, Wake Forest, 2017
- 416, New Mexico, 2017

### CAREER 300-YARD PASSING GAMES

**Ben Hicks • Sr. • QB (12)**

- 397, Houston, 2017
- 380, USF, 2016
- 375, Tulane, 2017
- 344, Memphis, 2018
- 338, Tulsa, 2017
- 331, Navy, 2016
- 328, Cincinnati, 2018
- 319, Tulsa, 2018
- 318, Houston, 2018
- 312, North Texas, 2017
- 305, TCU, 2017
- 302, Tulane, 2016

**Nick Starkel • Jr. • QB (4)**

- 499, Wake Forest, 2017
- 416, New Mexico, 2017
- 356, San Jose State, 2019
- 305, Colorado State, 2019

### CAREER 15-TACKLE GAMES

**De'Jon Harris • Sr. • LB (1)**

- 16, Texas A&M, 2018

### CAREER MULTI-FORCED FUMBLES GAMES

**McTelvin Agim • Sr. • DL (2)**

- 2, Colorado State, 2018
- 2, Mississippi State, 2017



**Rakeem Boyd ranks third in the SEC and is 32nd in the country in rushing yards with 706 this season.**

### CRIP HALL GAME

Every year on homecoming, the Razorbacks honor a player with the Crip Hall Homecoming Performance by a Senior Award. The award is voted on by the media covering the game and is presented to the senior student-athlete who turned in the top performance of the game. It has been recognized every year since 1950 and is named after C.G. "Crip" Hall, who was the Arkansas Secretary of State from 1937-1961 and was instrumental in the construction of War Memorial Stadium in Little Rock. Last year's honoree was defensive lineman Armon Watts against Tulsa after putting up four tackles, including a sack for eight yards and a forced fumble. Eighteen seniors have seen playing time this season, while five seniors started Saturday's game at Alabama.

### CLEAN AS A WHISTLE

Arkansas has stayed disciplined on the field on this season, ranking first in the SEC and 31st overall in fewest penalties (42) and fewest penalty yards (357) in 2019. The Razorbacks were not penalized at all on Saturday at Alabama, making it the first time since at least Sept. 6, 1997, Arkansas has not committed a penalty in a game.

## 2019 HONORS

**McTelvin Agim • Sr. • DL (4)**

- Bednarik Award Watch List
- Preseason All-SEC Third Team (Coaches)
- Preseason All-SEC Third Team (Media)
- Pro Football Focus SEC Team of the Week - Week 1

**Rakeem Boyd • Jr. • RB (2)**

- Earl Campbell Tyler Rose Award Watch List
- Doak Walker Award Watch List

**Greg Brooks Jr. • Fr. • DB (1)**

- FWAA Preseason Freshman All-American Watch List

**Treyton Burks • Fr. • WR (1)**

- ESPN Preseason Freshman All-American

**Ty Clary • Jr. • C (1)**

- Pro Football Focus National Team of the Week - Week 3

**Kamren Curl • Jr. • DB (2)**

- Preseason All-SEC Third Team (Coaches)
- Pro Football Focus SEC Team of the Week - Week 1

**De'Jon Harris • Jr. • LB (3)**

- Butkus Award Watch List
- Preseason All-SEC Second Team (Coaches)
- Preseason All-SEC Second Team (Media)

**Trey Knox • Fr. • WR (2)**

- FWAA Preseason Freshman All-American Watch List
- FWAA Midseason Freshman All-American Watch List

**Connor Limpert • Sr. • K (2)**

- Lou Groza Award Watch List
- SEC Special Teams Player of the Week (9/16)

**Cheyenne O'Grady • Sr. • TE (2)**

- Mackey Award Watch List
- Mackey TE of the Week Award (9/30)

**T.J. Smith • Sr. • DL (3)**

- Wuerffel Trophy Watch List
- PFF National Team of the Week (9/30)
- Wuerffel Trophy Nominee List

**Devwah Whaley • Sr. • RB (1)**

- Doak Walker Award Watch List



## RAZORBACKS IN THE NFL

# #PRHOGS

As of Oct. 27, 2019

Name	Pos.	NFL Team
Brandon Allen	QB	Denver Broncos
Trey Flowers	DE	Detroit Lions
*Hjalte Froholdt	OL	New England Patriots
Dre Greenlaw	LB	San Francisco 49ers
*Keon Hatcher	WR	Green Bay Packers
Hunter Henry	TE	Los Angeles Chargers
*Cody Hollister	WR	Tennessee Titans
*Bijon Jackson	DT	Carolina Panthers
*Jeremiah Ledbetter	DT	Tampa Bay Buccaneers
Mitchell Loewen	DE	Detroit Lions
Jason Peters	OL	Philadelphia Eagles
Frank Ragnow	OL	Detroit Lions
*Randy Ramsey	LB	Green Bay Packers
Dan Skipper	OL	Houston Texans
Chris Smith	DE	Cleveland Browns
Jeremy Sprinkle	TE	Washington Redskins
Armon Watts	DL	Minnesota Vikings
Jonathan Williams	RB	New Orleans Saints
Deatrich Wise Jr.	DE	New England Patriots
Jarius Wright	WR	Carolina Panthers

\* Reserve/Injured // ^ Practice Squad

## ACTIVE CAREER LEADERS

### TACKLES

Rank	Player, Class	Tackles
1.	De'Jon Harris, Sr.	333
2.	Kamren Curl, Jr.	158
3.	McTelvin Agim, Sr.	136
4.	Grant Morgan, Jr.	90
5.	T.J. Smith, Sr.	68

### TACKLES FOR LOSS

Rank	Player, Class	TFL
1.	McTelvin Agim, Sr.	30.5
2.	De'Jon Harris, Sr.	22.5
3.	T.J. Smith, Sr.	12.5
4.	Grant Morgan, Jr.	9.0

### SACKS

Rank	Player, Class	Sacks
1.	McTelvin Agim, Sr.	14.5
2.	De'Jon Harris, Sr.	6.5
3.	T.J. Smith, Sr.	6.0

### INTERCEPTIONS

Rank	Player, Class	INTs
1.	Kamren Curl, Jr.	2
2.	Montaric Brown, So.	1
	Joe Foucha, So.	1
	Jarques McClellion, So.	1

### RUSHING

Rank	Player, Class	Yards
1.	Devwah Whaley, Sr.	1,771
2.	Rakeem Boyd, Jr.	1,440
3.	Chase Hayden Jr.	616

### RECEPTIONS

Rank	Player, Class	Receptions/Yards
1.	Cheyenne O'Grady, Sr.	87/967
2.	Deon Stewart, Sr.	57/616
3.	Mike Woods, So.	42/525
4.	Jordan Jones, Jr.	38/592
5.	Devwah Whaley, Sr.	35/406

## RAZORBACK NOTEBOOK

### THE INSIDE MAN

Senior defensive tackle McTelvin "Sosa" Agim has picked up tackles for loss in each of the last four games, bringing him to 30.5 as a Razorback after adding another against Alabama on Saturday. Before the game against the Crimson Tide, Agim had recorded sacks in three consecutive games, totaling 14.5 over his career. He inches closer every week to writing his name in the Arkansas record books, needing two sacks and 2.5 tackles for loss for 10th on the career lists by Razorbacks. His 7.5 tackles for loss this year is tied for sixth in the SEC.

### SO TRUE

Arkansas has started a total of five true freshmen this season, with all five starting in four games against Colorado State, Kentucky, Auburn and Alabama. Greg Brooks Jr. (DB), Treyton Burks (WR), Trey Knox (WR), Mataio Soli (DL) and Ricky Stromberg (OL) have all earned starting nods in 2019. Arkansas is one of six schools to have started at least five true freshmen in 2019 & is one of three programs, including the only SEC school to have started three true freshmen on offense. A total of 24 freshmen have played in a game this season for the Razorbacks, including 15 true freshmen.

### CHASING 100

Over the last two seasons, senior linebacker De'Jon Harris has recorded 100+ tackles, ranking him among the top in the conference among active defenders in total tackles. Through eight games this season, Harris leads the team and sits in fourth in the conference in stops with 63, adding nine last Saturday against Alabama. He's had three double-digit tackle games this year and 18 in his collegiate career. Averaging 7.88 tackles per game, he's on pace to come just shy of three-straight years with 100 or more stops; however, Harris has nine or more tackles in each of the last three games, putting him in better position to pass the 100-tackle threshold by season's end. He is more than just a strong tackler though, as Harris was involved in fumble plays in each of the three games leading up to the game against the Crimson Tide, recovering the loose ball against Texas A&M (returned eight yards for a touchdown) and falling on another at Kentucky, while jarring one loose against Auburn. Harris is tied for first in the conference with two fumble recoveries this season and tied for eighth in the NCAA.

### YES HE KAM

It was another solid week for junior safety Kamren Curl, who posted seven tackles at Alabama on Oct. 26. The San Diego, California, native traded the team lead in total tackles through the first five weeks of the year, aided by a career-high 12-tackle performance against Texas A&M in Arlington on Sept. 28. It was the first game he has led the team in tackles this season. He ranks eighth in the SEC in total tackles (59) and seventh in solo stops (32). He's had two sacks, 2.5 tackles for loss, two interceptions & a fumble forced, which he recovered on the same play, taking it 69 yards for a TD against Ole Miss on Sept. 14. He was the first player in the country this season with an interception, sack and fumble recovery for a TD. Curl entered the season as a preseason All-SEC third team member & earned PFF SEC Team of the Week after the 2019 opener vs. Portland State.

### JUMP ON IT

Through eight games this season, the Razorbacks have produced 12 takeaways. In the first game of the year, Arkansas racked up three interceptions, all from different defenders in Kamren Curl, Joe Foucha and Jarques McClellion. Curl & Foucha were responsible for both of Arkansas' takeaways at Ole Miss, this time coming via fumbles, including Curl's 69-yard return for a touchdown. Against Colorado State, the Razorbacks added two more fumble recoveries thanks to Montaric Brown, forced by McTelvin Agim, and LaDarrius Bishop, who returned Hayden Henry's force for a TD. Curl added his second INT of the year vs. San Jose State, picking off a pass in the first quarter. De'Jon Harris recovered a fumble caused by Gabe Richardson against Texas A&M and returned it for a touchdown, while Montaric "Busta" Brown picked off the Aggie QB in the third quarter for his first career interception. Jonathan Marshall jarred a ball free against Kentucky, and Harris recovered the loose ball for the second consecutive game. Harris made it three-straight games with either a forced or recovered fumble against Auburn, this time popping the ball free for Agim to fall on it for the turnover.

- Arkansas' performance against Portland State marked the first time since Nov. 22, 2014, the Razorbacks had recorded three interceptions in a game, doing so in a 30-0 win over Ole Miss.
- All three of the INTs in both of those games came from three different Arkansas defenders.
- Arkansas was one of eight schools in the NCAA to have recorded three or more interceptions in the first week of the year.
- Curl had the first fumble recovery TD on defense since Briston Guidry against EIU in the 2018 season opener.
- Foucha and Curl are the first Razorbacks to record a takeaway in back-to-back games since Kevin Richardson in 2017, when he accomplished the feat in three consecutive games.
- Arkansas' three fumble recovery TDs this season mark the first time it has recorded three in the same year since 2017.
- Arkansas returned a fumble recovery for a TD in back-to-back games for the first time since 1999, when Orlando Green (Louisiana-Monroe) & Kenoy Kennedy (Alabama) accomplished it.

### HOG TRACKER

- De'Jon Harris' nine tackles against Alabama put him at 10th in career tackles at Arkansas with 333. He needs two more tackles to tie for ninth (335).
- McTelvin Agim is 2.5 tackles for loss away from 10th on the Arkansas career TFL list (33).
- Agim also needs 2.0 sacks to tie for 10th in career sacks at Arkansas (16.5).
- If Connor Limpert makes six more field goals, he'll be tied for 6th in the career FGM list at Arkansas (44).
- Limpert also needs six more FG attempt to reach eighth on the career list by a Razorback (53).
- Another 100-yard rushing performance from Rakeem Boyd would give him seven, making him the 18th Razorback to post seven 100-yard games over an Arkansas career.
- Devwah Whaley sits at four career 100-yard rushing games at Arkansas. A fifth would make him the 26th Razorback with five in a career.
- Nick Starkel's 356-yard passing game against SJSU marked his second consecutive, making him the first Arkansas QB since Austin Allen in 2016 to throw for 300+ yards in back-to-back games.
- Starkel became the seventh Razorback quarterback to throw for 300 yards multiple times in a season. A third would make him the fifth Arkansas QB to do it three times in one year.
- Mike Woods' 115 receiving yards vs. San Jose State was the first of his career. Another would make him the 27th Razorback to record two games of 100+ receiving yards in a season and the 24th to do it twice in the same year.

## RAZORBACK NOTEBOOK

### BUMPER CARS

Sophomore linebacker Bumper Pool has become a reliable force at the WILL position for the Razorbacks, sitting in fourth on the team in total tackles this season with 54. After a 10-tackle night at Kentucky on Oct. 12, Pool tallied nine stops against Auburn and five last weekend at Alabama. Included in his nine tackles vs. the Tigers was his first career sack, joining forces with T.J. Smith for a seven-yard sack in the second quarter to force a Tiger field goal, which was missed. Pool has 3.5 tackles for loss this season along with three quarterback hurries and a pass breakup.

### HOUSE CALL

The Razorbacks have returned three fumble recoveries for touchdowns this season, all involving different players, doing so against Ole Miss, Colorado State & Texas A&M. Kam Curl stripped and recovered his own fumble at Ole Miss, returning it 69 yards for the score. Against Colorado State, Hayden Henry came barreling in and popped the ball free right at LaDarrius Bishop, who scooped it up & sprinted 25 yards to the end zone for the touchdown. It was the first time Arkansas has returned a fumble for a TD in back-to-back games since 1999. Against Texas A&M, Gabe Richardson stripped the ball free and DeJon Harris took it eight yards for the score. It was the first time Arkansas has had three fumble recovery TDs in a season since 2017. Arkansas is the only team with three fumble recovery TDs & one of 11 in all of FBS with three defensive scores this year.

### LEFT IS RIGHT

Senior kicker Connor Limpert is having a strong 2019 season, connecting on 11-of-14 field goal attempts for a clip of 78.6 percent through seven games. He's made five field goals from 40+ yards this year, which included a season-best 54-yarder against Colorado State. His kick against the Rams tied for the ninth-longest in school history and helped earn him SEC Special Teams Player of the Week on Sept. 16. Last year's semifinalist for the Lou Groza Award and watch list honoree in 2019, Limpert ranks seventh in career field goals made at Arkansas with 38 and is six attempts away from eighth in career attempts with 47. His career percentage of 80.8 would finish as a school record if the season ended today.

### BEN AROUND THE BLOCK

Senior quarterback Ben Hicks transferred to Arkansas after graduating from SMU in 2018. This season, he is 60-of-119 for 692 yards and two touchdowns. He's entered in each of the last three games, throwing for 188 yards and a TD vs. Texas A&M & 81 yards on 5-of-8 passing at Kentucky. He started and played the entire game against Auburn, going 19-for-39 for a season-high 182 yards and a touchdown. Hicks began his collegiate career with Morris and offensive coordinator Joe Craddock in Dallas, earning Honorable Mention Freshman All-American (Campus Insiders), an Athlon Sports All-AAC fourth team member & set the school's single-season & career TD records. He left as the all-time leader in passing yards (9,081), total offense (8,977), TD passes (71), TDs responsible for (74), completions (718) & 300-yard passing games (12).

### SIR NICK OF HOUSE STARKel

Junior quarterback Nick Starkel had an impressive debut as the starter against Colorado State. The transfer from Texas A&M racked up 305 passing yards on a 20-of-35 clip with three touchdowns. He hit three different players for touchdowns, including freshman Trey Knox (24 yards) and senior Chase Harrell (14 yards) in the first quarter for their first career scores. He also connected with senior Cheyenne O'Grady for a 62-yard touchdown that provided some insurance late in the fourth quarter. Against San Jose State, Starkel was 28-of-58 for 356 yards & three TDs, once again connecting with three different players for scores. Mike Woods (62 yards), Tyson Morris (30 yards) and Trey Knox (8 yards) all caught TD passes from Starkel in the game. Starkel has racked up 1,060 yards and seven touchdowns on 88-of-150 passing so far this season.

- His 305 passing yards vs. CSU were the first by an Arkansas QB under head coach Chad Morris and the third of his career.
- It was the first time a Razorback quarterback had thrown for 300+ yards & three TDs in a game since Austin Allen in 2016.
- Starkel is the first Arkansas QB since Ryan Mallett in 2010 to throw for 300+ yards and 3 TDs in back-to-back games.
- His 356 passing yards vs. JSU were the most by a Razorback since Austin Allen threw for 400 on Oct. 8, 2016, vs. Alabama.
- Starkel is the 12th Arkansas quarterback to throw for 300 yards in a game the seventh to do it multiple times in a season.

### NEW 11

Arkansas trotted out an entirely new starting 11 on offense from the previous year's season opener against Portland State. Nine of the first game starters in 2018 have exhausted their time in an Arkansas uniform, while left guard Kirby Adcock and running back Devwah Whaley return to this year's squad. Of the 132 starting spots on offense last year, only 57 were filled by returning student-athletes. It was the first time in at least 30 years Arkansas has had an entirely new starting lineup on offense.

The 82nd football season at **Donald W. Reynolds Razorback Stadium** kicked off against Portland State.

Arkansas has played 297 games at the current site, winning more than 63 percent of its contests.



## SEC STANDINGS

### EASTERN DIVISION

Team	OVR	SEC	Home	Road	Strk
Florida	7-1	4-1	4-0	2-1	W1
Georgia	6-1	3-1	4-1	2-0	W1
Missouri	5-3	2-2	5-0	0-3	L2
S. Carolina	3-5	2-4	2-2	1-1	L2
Tennessee	3-5	2-3	3-3	0-2	W1
Vanderbilt	2-5	1-3	2-3	0-2	W1
Kentucky	4-4	2-4	4-1	0-3	W1

### WESTERN DIVISION

Team	OVR	SEC	Home	Road	Strk
Alabama	8-0	5-0	5-0	2-0	W8
LSU	8-0	4-0	5-0	3-0	W8
Auburn	6-2	3-2	3-0	2-2	L1
Texas A&M	5-3	3-2	3-2	1-1	W2
Ole Miss	3-5	2-3	3-2	0-3	L2
Miss. State	3-5	1-4	2-2	0-3	L4
Arkansas	2-6	0-5	2-2	0-3	L5

### THIS WEEK IN THE SEC

#### Saturday, November 2

UTSA at Texas A&M | 11 a.m. | SEC Network  
 Georgia vs. Florida | 2:30 p.m. | CBS  
 Mississippi State at Arkansas | 3 p.m. | SEC Network  
 Ole Miss at Auburn | 6 p.m. | ESPN  
 UAB at Tennessee | 6 p.m. | ESPNU  
 Vanderbilt at South Carolina | 6:30 p.m. | SEC Network

### NEXT WEEK IN THE SEC

#### Saturday, November 9

Western Kentucky at Arkansas | 11 a.m. | SEC Network  
 Vanderbilt at Florida | 11 a.m. | ESPN  
 LSU at Alabama | 2:30 p.m. | CBS  
 New Mexico State at Ole Miss | 3 p.m. | SEC Network  
 Missouri at Georgia | 6 p.m. | ESPN  
 Appalachian State at South Carolina | 6 p.m. | ESPN2  
 Tennessee at Kentucky | 6:30 p.m. | SEC Network

*All times Central*



## MISCELLANEOUS OFFENSE STATS

### GAMES WITH A RECEPTION

Player	2016	2017	2018	2019	Career
Rakeem Boyd	--	--	9	6	15
Treyton Burks	--	--	--	7	7
Grayson Gunter	1	--	4	1	6
Chase Hayden	--	1	6	3	10
T.J. Hammonds	0	1	3	2	6
Chase Harrell	3*	8*	1	2	14
Koilan Jackson	--	--	1	2	3
T.Q. Jackson	--	--	--	1	1
Hayden Johnson	2	3	0	0	5
Jordan Jones	--	9	9	--	18
Trey Knox	--	--	--	6	6
Tyson Morris	--	--	2	7	9
Cheyenne O'Grady	2	9	8	7	26
Deon Stewart	2	10	11	--	23
De'Vion Warren	--	1	2	3	6
Dewah Whaley	5	5	5	5	20
Mike Woods	--	--	8	6	14

### 5+ RECEPTIONS

Player	2016	2017	2018	2019	Career
Rakeem Boyd	--	--	1	0	1
Chase Hayden	--	0	1	0	1
Jordan Jones	--	--	1	--	1
Trey Knox	--	--	--	3	3
Cheyenne O'Grady	0	0	3	2	5
Deon Stewart	0	2	1	--	3
Mike Woods	--	--	0	2	2

### 20+ YARD RECEPTION

Player	2016	2017	2018	2019	Career
Rakeem Boyd	--	--	3	1	4
Treyton Burks	--	--	--	6	6
Grayson Gunter	1	--	1	0	2
T.J. Hammonds	0	1	1	--	2
Chase Harrell	--	--	1	0	1
Chase Hayden	--	1	1	0	2
Jordan Jones	--	3	2	--	5
Trey Knox	--	--	--	5	5
Tyson Morris	--	--	0	1	1
Cheyenne O'Grady	2	--	7	6	15
Deon Stewart	--	3	2	--	5
Dewah Whaley	4	1	1	1	7
Mike Woods	--	--	4	5	9

### 40+ YARD RECEPTION

Player	2016	2017	2018	2019	Career
T.J. Hammonds	0	1	1	0	2
Jordan Jones	--	3	2	0	5
Trey Knox	--	--	--	1	1
Cheyenne O'Grady	0	0	0	2	2
Dewah Whaley	1	--	1	0	2
Mike Woods	--	--	0	3	3

### FIRST DOWN RECEPTIONS

Player	2016	2017	2018	2019	Career
Rakeem Boyd	--	--	5	6	11
Treyton Burks	--	--	--	16	16
T.J. Hammonds	0	1	2	1	4
Grayson Gunter	0	--	0	1	1
Chase Harrell	--	--	2	2	4
Chase Hayden	--	1	3	0	4
Koilan Jackson	--	--	1	2	3
Hayden Johnson	1	2	0	0	3
Jordan Jones	--	12	6	--	18
Trey Knox	--	--	--	15	15
Tyson Morris	--	--	2	9	11
Cheyenne O'Grady	2	10	21	15	48
Deon Stewart	1	20	7	--	28
De'Vion Warren	--	0	1	1	2
Dewah Whaley	5	3	3	4	15
Mike Woods	--	--	9	17	26

### 100 YARDS RECEIVING

Player	2016	2017	2018	2019	Career
Jordan Jones	--	1	1	--	2
Mike Woods	--	--	0	1	1

### GAMES WITH A RECEIVING TD

Player	2016	2017	2018	2019	Career
Grayson Gunter	0	--	1	0	1
T.J. Hammonds	0	1	1	0	2
Chase Harrell	2*	3*	0	1	6
Koilan Jackson	--	--	0	1	1
Jordan Jones	--	3	1	0	4
Trey Knox	--	--	--	2	2
Tyson Morris	--	--	1	1	2
Cheyenne O'Grady	1	2	4	3	10
Deon Stewart	--	3	0	0	3
De'Vion Warren	--	0	1	0	1
Dewah Whaley	0	1	0	0	1
Mike Woods	--	--	1	2	3

### GAMES WITH MULTIPLE RECEIVING TDS

Player	2016	2017	2018	2019	Career
Cheyenne O'Grady	0	0	2	0	2

### 10+ YARD RUNS

Player	2016	2017	2018	2019	Career
Rakeem Boyd	--	--	22	19	41
Treyton Burks	--	--	--	1	1
T.J. Hammonds	3	9	1	--	13
Chase Hayden	--	9	6	1	16
Ben Hicks	--	--	--	3	3
John Stephen Jones	--	--	1	1	2
Jordan Jones	--	2	0	--	2
De'Vion Warren	--	0	1	3	4
Dewah Whaley	19	12	11	8	50

### 20+ YARD RUNS

Player	2016	2017	2018	2019	Career
Rakeem Boyd	--	--	9	4	13
T.J. Hammonds	1	4	0	--	5
Chase Hayden	--	2	0	0	2
Jordan Jones	--	2	1	--	3
Dewah Whaley	3	5	1	2	11

### RUSHING FIRST DOWNS

Player	2016	2017	2018	2019	Career
Rakeem Boyd	--	--	32	27	59
Treyton Burks	--	--	--	1	1
T.J. Hammonds	4	9	1	--	14
Chase Hayden	--	17	11	3	31
Ben Hicks	--	--	--	2	2
John Stephen Jones	--	--	0	2	2
Jordan Jones	--	2	0	--	2
Cheyenne O'Grady	0	0	0	1	1
De'Vion Warren	--	0	1	3	4
Dewah Whaley	28	28	21	13	90

### 100 YARDS RUSHING

Player	2016	2017	2018	2019	Career
Rakeem Boyd	--	--	3	3	6
T.J. Hammonds	0	1	0	0	1
Chase Hayden	--	1	0	0	1
Dewah Whaley	2	1	1	0	4

### GAMES WITH A RUSHING TD

Player	2016	2017	2018	2019	Career
Rakeem Boyd	--	--	2	3	5
TJ Hammonds	1	1	0	0	2
Chase Hayden	--	3	1	0	4
Dewah Whaley	3	6	2	3	14

### GAMES WITH MULTIPLE RUSHING TDS

Player	2016	2017	2018	2019	Career
Rakeem Boyd	--	--	0	2	2
Chase Hayden	--	1	0	0	1



## MISC. DEFENSE STATS

### DOUBLE-DIGIT TACKLES

Player	2016	2017	2018	2019	Career
Kamren Curl	--	0	0	1	1
Joe Foucha	--	--	0	2	2
De'Jon Harris	1	7	7	3	18
Bumper Pool	--	--	0	1	1

### TEAM LEADER IN TACKLES (Ties included)

Player	2016	2017	2018	2019	Career
McTelvin Agim	0	0	0	1	1
Kamren Curl	--	1	1	1	3
Joe Foucha	--	--	0	2	2
De'Jon Harris	2	7	7	2	18
Grant Morgan	--	1	0	0	1
Bumper Pool	--	--	0	2	2

### GAMES WITH A SACK (Half sacks included)

Player	2016	2017	2018	2019	Career
McTelvin Agim	3	2	4	4	13
Jamario Bell	0	0	0	2	2
Austin Capps	1	2	0	0	3
Kamren Curl	--	0	0	1	1
De'Jon Harris	1	4	2	0	7
Hayden Henry	--	0	0	1	1
Grant Morgan	--	0	0	1	1
Bumper Pool	0	0	0	1	1
Gabe Richardson	--	--	0	3	3
T.J. Smith	0	2	2	3	7

### MULTIPLE SACKS (1.5 sacks or more)

Player	2016	2017	2018	2019	Career
McTelvin Agim	0	0	1	1	1
Jamario Bell	0	0	0	1	1
Kam Curl	0	0	0	1	1

## MONEY PLAYS

NOTE: Money plays are defined as plays resulting in a first down or a touchdown.

Money Rushers	1st	TD	No	Att	Money Receptions	1st	TD	No	Rec
Rakeem Boyd	27	5	30	131	Mike Woods	17	2	17	24
Devwah Whaley	13	3	15	57	Cheyenne O'Grady	15	3	16	33
De'Vion Warren	3	0	3	5	Trey Knox	15	2	16	26
Chase Hayden	3	0	3	12	Treyton Burks	16	0	16	19
Ben Hicks	2	0	2	10	Tyson Morris	9	1	9	11
John Stephen Jones	2	0	2	5	Rakeem Boyd	6	0	6	15
Treyton Burks	1	0	1	4	Devwah Whaley	4	0	4	13
Cheyenne O'Grady	1	0	1	1	Koilan Jackson	2	1	3	3
<b>TOTALS</b>	<b>52</b>	<b>8</b>	<b>57</b>	<b>235</b>	Chase Harrell	2	1	2	2

### 1st Down

Money Rushers	1st	TD	No	Att
Rakeem Boyd	11	2	12	76
Devwah Whaley	3	2	4	29
De'Vion Warren	1	0	1	3
Treyton Burks	1	0	1	3
<b>TOTALS</b>	<b>16</b>	<b>4</b>	<b>18</b>	<b>126</b>

### 2nd Down

Money Rushers	1st	TD	No	Att
Rakeem Boyd	12	3	14	44
Devwah Whaley	4	1	5	20
Chase Hayden	2	0	2	5
De'Vion Warren	2	0	2	2
John Stephen Jones	2	0	2	2
<b>TOTALS</b>	<b>22</b>	<b>4</b>	<b>25</b>	<b>80</b>

### 3rd Down

Money Rushers	1st	TD	No	Att
Devwah Whaley	5	0	5	6
Rakeem Boyd	3	0	3	9
Chase Hayden	1	0	1	2
Ben Hicks	1	0	1	4
<b>TOTALS</b>	<b>10</b>	<b>0</b>	<b>10</b>	<b>22</b>

### 4th Down

Money Rushers	1st	TD	No	Att
Cheyenne O'Grady	1	0	1	1
Devwah Whaley	1	0	1	2
Ben Hicks	1	0	1	1
Rakeem Boyd	1	0	1	2
<b>TOTALS</b>	<b>4</b>	<b>0</b>	<b>4</b>	<b>7</b>

### 1st Down

Money Receptions	1st	TD	No	Rec
Treyton Burks	6	0	6	6
Mike Woods	6	1	6	11
Trey Knox	4	1	4	11
Rakeem Boyd	4	0	4	7
Cheyenne O'Grady	3	1	3	12
Koilan Jackson	2	1	3	3
Tyson Morris	2	1	2	4
Devwah Whaley	2	0	2	5
<b>TOTALS</b>	<b>29</b>	<b>5</b>	<b>30</b>	<b>65</b>

### 2nd Down

Money Receptions	1st	TD	No	Rec
Cheyenne O'Grady	7	2	8	14
Mike Woods	6	1	6	7
Trey Knox	6	0	6	9
Treyton Burks	5	0	5	6
Tyson Morris	3	0	3	3
De'Vion Warren	1	0	1	1
Chase Harrell	1	0	1	1
Grayson Gunter	1	0	1	3
<b>TOTALS</b>	<b>30</b>	<b>3</b>	<b>31</b>	<b>52</b>

### 3rd Down

Money Receptions	1st	TD	No	Rec
Trey Knox	5	1	6	6
Treyton Burks	5	0	5	7
Mike Woods	5	0	5	6
Tyson Morris	4	0	4	4
Cheyenne O'Grady	4	0	4	6
Rakeem Boyd	2	0	2	4
Devwah Whaley	2	0	2	4
Chase Harrell	1	1	1	1
TJ Hammonds	1	0	1	1
<b>TOTALS</b>	<b>29</b>	<b>2</b>	<b>30</b>	<b>42</b>

### 4th Down

Money Receptions	1st	TD	No	Att
Cheyenne O'Grady	1	0	1	1
<b>TOTALS</b>	<b>1</b>	<b>0</b>	<b>1</b>	<b>1</b>

# GAME 9: MISSISSIPPI STATE

## 20+ YARD BREAKDOWN

### BY YARDS

Yards	No.	TD
100+	0	0
90-99	0	0
80-89	0	0
70-79	1	1
60-69	3	3
50-59	1	1
40-49	4	1
30-39	8	1
20-29	30	2
<b>TOTAL</b>	<b>47</b>	<b>9</b>

### BY TYPE

Type	No.	TD
Rushing	7	2
Passing	25	5
Punt returns	2	0
Kick returns	9	0
Interceptions	2	0
Fumble returns	2	2
Other	0	0
<b>TOTAL</b>	<b>47</b>	<b>9</b>

### BY PLAYER

Player	No.	TD	R	P	KR	PR	IR	FR
De'Vion Warren	9	0	0	0	9	0	0	0
Treyton Burks	8	0	0	6	0	2	0	0
Cheyenne O'Grady	6	2	0	6	0	0	0	0
Rakeem Boyd	5	2	4	1	0	0	0	0
Mike Woods	5	1	0	5	0	0	0	0
Trey Knox	5	1	0	5	0	0	0	0
Devwah Whaley	4	0	3	1	0	0	0	0
Kamren Curl	2	1	0	0	0	0	1	1
LaDarrius Bishop	1	1	0	0	0	0	0	1
Tyson Morris	1	1	0	1	0	0	0	0
Joe Foucha	1	0	0	0	0	0	1	0
<b>TOTAL</b>	<b>47</b>	<b>9</b>	<b>7</b>	<b>25</b>	<b>9</b>	<b>2</b>	<b>2</b>	<b>2</b>

## ARKANSAS 20+ YARD PLAYS

Yards	Type	Player(s)	Opponent
*74	Rush	Rakeem Boyd	Kentucky
*69	FR	Kamren Curl	Ole Miss
*62	Pass	Cheyenne O'Grady from Nick Starkel	Colorado St.
*62	Pass	Mike Woods from Nick Starkel	San Jose State
*59	Rush	Rakeem Boyd	Colorado St.
49	Pass	Trey Knox from Ben Hicks	Ole Miss
*45	Pass	Cheyenne O'Grady from Ben Hicks	Auburn
45	Pass	Mike Woods from Nick Starkel	Ole Miss
40	Pass	Mike Woods from Nick Starkel	San Jose State
38	Pass	Treyton Burks from Nick Starkel	Colorado St.
38	Pass	Trey Knox from Nick Starkel	Portland State
37	KR	De'Vion Warren	Ole Miss
36	KR	De'Vion Warren	Colorado St.
32	PR	Treyton Burks	Texas A&M
31	Pass	Treyton Burks from Ben Hicks	Texas A&M
*30	Pass	Tyson Morris from Nick Starkel	San Jose State
30	Pass	Mike Woods from Ben Hicks	Ole Miss
29	INT	Kamren Curl	Portland State
27	Pass	Treyton Burks from Nick Starkel	Colorado St.
27	Pass	Cheyenne O'Grady from Nick Starkel	Texas A&M
26	PR	Treyton Burks	Kentucky
26	Pass	Trey Knox from Nick Starkel	Ole Miss
25	Rush	Devwah Whaley	Colorado St.
*25	FR	LaDarrius Bishop	Colorado St.
25	KR	De'Vion Warren	Alabama
25	Rush	Rakeem Boyd	Portland State
25	Pass	Cheyenne O'Grady from Nick Starkel	Ole Miss
24	Rush	Devwah Whaley	Colorado St.
24	KR	De'Vion Warren	Alabama
*24	Pass	Trey Knox from Nick Starkel	Colorado St.
24	Rush	Rakeem Boyd	Texas A&M
23	KR	De'Vion Warren	San Jose State
23	KR	De'Vion Warren	Kentucky
23	Pass	Cheyenne O'Grady from Ben Hicks	Texas A&M
22	Pass	Treyton Burks from Nick Starkel	Ole Miss
22	Pass	Devwah Whaley from Nick Starkel	San Jose State
22	Pass	Rakeem Boyd from Nick Starkel	Alabama
22	Pass	Cheyenne O'Grady from Ben Hicks	Kentucky
22	Pass	Mike Woods from Ben Hicks	Texas A&M
21	Rush	Devwah Whaley	Kentucky
20	Pass	Treyton Burks from Ben Hicks	Portland State
20	Pass	Trey Knox from Nick Starkel	Colorado St.
20	KR	De'Vion Warren	Auburn
20	INT	Joe Foucha	Portland State
20	KR	De'Vion Warren	San Jose State
20	KR	De'Vion Warren	Ole Miss
20	Pass	Treyton Burks from Ben Hicks	Portland State

\* Touchdown scored on play

## NEED TO KNOW INFO

Opponent	Captains	Length	Coin Toss	Kick/Receive	Helmet/Jersey/Pants	Attendance	1st Poss.	Opp. 1st Poss.	Result
Portland State	Agim, Harris, Smith, C. Jackson	3:36	ARK	KICK	Cardinal/Cardinal/White	61055	FG	FG	W 20-13
at Ole Miss	Agim, Harris, Smith, Woods	3:17	ARK	KICK	White/White/White	47915	PUNT	PUNT	L 31-17
Colorado State	Agim, Harris, Smith, Boyd	3:29	ARK	KICK	Cardinal/Cardinal/White	55583	TD	TD	W 55-24
San Jose State	Agim, Harris, Smith, Clary	3:34	ARK	KICK	Cardinal/Cardinal/White	56058	PUNT	TD	L 31-24
vs. Texas A&M	Agim, Harris, Smith, Whaley	3:22	ARK	REC	Cardinal/Cardinal/White	51441	FGA	PUNT	L 31-27
at Kentucky	Agim, Harris, Smith, H. Johnson	3:02	UK	REC	Cardinal/White/Cardinal	57060	TD	PUNT	L 24-20
Auburn	Agim, Harris, Smith, Harrell	3:16	ARK	REC	Cardinal/Cardinal/White	54619	FUMB	TD	L 51-10
at Alabama	Agim, Harris, Smith, O'Grady	2:55	ALA	REC	Cardinal/White/White	100233	PUNT	FG	L 48-7
Mississippi St.									
WKU									
at LSU									
Missouri									

# HEAD COACH CHAD MORRIS



Morris began the second turnaround of his career in his first season with the Razorbacks in 2018. The transition to Morris' system showed the most improvement on the defensive side of the ball in year one. The defense improved in points allowed, rushing defense, total defense and third down conversions from the 2017 season. De'Jon Harris led the Hogs and the Southeastern Conference during the regular season with 118 tackles to become the first Razorback since Martrell Spaight in 2014. Harris' big season earned him All-SEC honors from the Associated Press following the season. The defense also produced two NFL Draft picks in Dre Greenlaw (5th round, San Francisco) and Armon Watts (6th round, Minnesota Vikings).

On the offensive side of the ball, Rakeem Boyd emerged as a steady force in the backfield rushing for a team-high 734 yards. Boyd rebounded from a slow start to his season to run for 423 yards during a four-game stretch in the middle of the year, including three 100-yard games. One of those 100-yard efforts came against Alabama to make Boyd the first Arkansas RB to eclipse 100 yards against the Crimson Tide since Darren McFadden ran for 195 yards in 2007. Cheyenne O'Grady emerged to lead a steady group of tight ends as the Razorbacks were among the nation's leaders in targeting the tight end. O'Grady finished the season leading the Hogs with six touchdowns with 400 yards receiving on a team-high 30 catches. Hjalte Froholdt was Arkansas' rock up front, starting all 12 games at center or guard. He earned All-SEC recognition from the AP prior to being the first Razorback selected in the NFL Draft when New England tabbed him in the fourth round.

Morris and his staff have been relentless recruiters since arriving on the Hill and have started to reap the benefits, reeling in one of the best signing classes in school history in the staff's first full year of recruiting. The 25-man class ranked 23rd in the nation according to the 247Sports composite on the strength of 11 four-star athletes - the most ever in an Arkansas signing class. The Razorbacks were the only team in the country to sign four, four-star wide receivers. Morris and the staff have also reestablished recruiting lines in the state of Texas with six signees coming from the Lone Star State. Morris continued to be a draw to quarterbacks, adding transfer QBs Ben Hicks (SMU) and Nick Starkel (Texas A&M) to the roster with Hicks leading Arkansas through spring practice. Hicks starred for Morris for two seasons with the Mustangs and left SMU as the school's all-time leader in passing yards (9,081), total offense (8,977), TD passes (71), TDs responsible for (74), completions (718) and 300-yard games (12). Starkel comes to Fayetteville with SEC experience having played in 12 games for the Aggies over two seasons, including five starts as a freshman in 2017.

## SMU TURNAROUND

During his three seasons at SMU (2015-17), Morris used his Texas recruiting roots & offensive prowess to take the Mustangs from a 1-11 campaign in 2013 before he took over to the program's first bowl bid since 2012 with a 7-5 mark in 2017. Morris' offensive scheme was exactly what SMU needed, increasing the team's scoring output by 16.7 points per game in his first season - the second-largest increase in the nation in 2015. Even more impressive, Morris inherited an offense that ranked last (128th) in the FBS in scoring in 2014 (11.8) & turned it into the nation's eighth-highest scoring offense (40.1) in 2017.

The 2017 SMU offense marked the fourth time and third different program that Morris has either been the head coach or offensive coordinator of that has finished in the top 10 in the FBS in scoring average at more than 40 points per game. The Mustangs are one just two FBS teams that featured a 3,000-yard passer, 1,000-yard rusher and multiple 1,000-yard receivers in 2017. His final SMU squad produced a pair of NFL wide receivers in Courtland Sutton (Denver) and Trey Quinn (Washington). Sutton was picked in the second round and Quinn was Mr. Irrelevant as the final pick of the 2018 NFL Draft. Both Sutton and Quinn saw the field in their rookie seasons with Sutton ranking second on the Broncos' roster with 42 catches and 704 yards with his four scores equaling the team lead.

## CLEMSON OFFENSIVE EXPLOSION

Morris' impact during his four years at Clemson as offensive coordinator helped result in a 41-11 record, the 2011 ACC Championship and four bowl berths, including two BCS Orange Bowl appearances. Under Morris' scheme, the Tigers established 127 offensive records (89 individual/38 team) and posted the top three scoring seasons in school history, as well as four of the top five passing seasons at Clemson. The Clemson offense in its second season under Morris with ACC Player of the Year Tajh Boyd at quarterback set school records for total yards per game (512.7) and points per game (41.0), ranking sixth in the nation in scoring and ninth in the nation in total offense. The 2013 squad backed up those numbers with 508.5 yards and 40.2 points per game, figures that ranked ninth and eighth nationally.

Morris' record-setting offense in 2012 and 2013 marked the first time in ACC history that an active member of the conference had averaged more than 40 points per game in back-to-back seasons. Clemson was also one of just two FBS schools with a 3,000-yard passer, 1,000-yard rusher and 1,000-yard receiver every year from 2011-13. For his work, Morris was named AFCA National Assistant Coach of the Year and one of five finalists for National Offensive Coordinator of the Year by 247Sports.com in 2013, and the National Offensive Coordinator of the Year by Rivals.com in 2011.

Morris' offensive brilliance also helped attract and develop some of the best offensive players in Clemson history into current NFL stars. From the 2012 NFL Draft to 2015 NFL Draft, Morris saw seven of his offensive players drafted, including four wide receivers, tied for the most from any school over that span. Included in the quartet of wide receivers drafted were first round picks DeAndre Hopkins (Houston Texans) and Sammy Watkins (Los Angeles Rams). Morris also recruited 2015 All-Americans Deshaun Watson and Shaq Lawson, who both went on to be first round NFL draft picks.

## INSTANT IMPACT

After a legendary 16 years as a head coach on the Texas prep level, Morris' collegiate debut came as the associate head coach/offensive coordinator at Tulsa in 2010. In his one season as offensive coordinator working specifically with the quarterbacks, Morris helped the Golden Hurricane average 41.4 points per game, good for sixth nationally, and finish with seven straight wins for a 10-3 record following a 5-7 mark in 2009. Tulsa scored 40 or more points seven times, including 50+ in four games, and finished as one of five FBS teams with over 30 rushing and 30 passing touchdowns.

## TEXAS LEGEND

A native of Dallas, Morris became a legend in the state of Texas during his 16 years as a head coach at the high school level, posting a 169-38 record overall and winning back-to-back undefeated state championships in his final two seasons at Lake Travis High School. Over his 16 seasons, Morris led six of his teams to the Texas State Championship game, highlighted by three titles, and he earned Coach of the Year honors 11 times.

Morris earned his bachelor's degree in mathematics with a minor in statistics from Texas A&M University in 1992. He and his wife, Paula, have two children, daughter Mackenzie - who is enrolled in graduate school at Arkansas - and son Chandler.

## COACHING HISTORY

2018-Pres.	Arkansas - Head Coach
2015-17	SMU - Head Coach
2011-14	Clemson - Offensive Coordinator/QBs
2010	Tulsa - Associate Head Coach/OC/QBs
2008-09	Lake Travis (Texas) HS - Head Coach
2003-07	Stephenville (Texas) HS - Head Coach
2000-02	Bay City (Texas) HS - Head Coach
1998-99	Elysian Fields (Texas) HS - Head Coach
1994-97	Eustace (Texas) HS - Head Coach

## POSTSEASON EXPERIENCE

### HEAD COACH

SMU	2017 Frisco Bowl
-----	------------------

### ASSISTANT COACH

Clemson	2014 Russell Athletic Bowl
	2013 Orange Bowl
	2012 Chick-fil-a Bowl
	2011 Orange Bowl
Tulsa	2010 Hawaii Bowl





# BESTS UNDER MORRIS

## RECORD WHEN ...

Scoring First .....	11-15
Opponent Scores First .....	7-23
Leading After 1st Quarter .....	13-11
Leading At Halftime .....	17-3
Leading After 3rd Quarter .....	12-2
Scoring 21+ Points .....	16-23
Scoring 30+ Points .....	15-12
Scoring 40+ Points .....	9-5
Scoring 50+ Points .....	5-0
400+ Yards Total Offense .....	15-17
500+ Yards Total Offense .....	5-3
200+ Rushing Yards .....	11-7
300+ Rushing Yards .....	2-1
200+ Passing Yards .....	14-25
300+ Passing Yards .....	7-8
20+ First Downs .....	14-21
40 percent+ 3rd-Down Conv. ....	13-13
2 or Fewer Turnovers .....	15-22
Less than 14 Points Allowed .....	3-0
Less than 21 Points Allowed .....	6-0
300 or Less Yds Total Off Allowed .....	5-1
150 or Less Rush Yds Allowed .....	11-4
100 or Less Rush Yds Allowed .....	7-4
150 or Less Pass Yds Allowed .....	4-7
100 or Less Pass Yds Allowed .....	0-3
15 or Less 1st Downs Allowed .....	3-2
2+ Turnovers Forced .....	13-13
More Rush Yards .....	12-7
More Pass Yards .....	12-15
Fewer Turnovers .....	14-10
More Time of Possession .....	11-15
More First Downs .....	11-8
Fewer Penalties .....	11-20
No Penalties .....	0-1
1 Penalty .....	0-1
2-5 Penalties .....	7-18
6-9 Penalties .....	8-16
10+ Penalties .....	3-1
Special Teams Touchdown .....	1-2
100-Yard Rusher .....	10-11
200-Yard Passer .....	12-19
100-Yd Rusher+200-Yd Passer .....	6-6

## VS. ALL-TIME OPPONENTS

Team	Record
Alabama	0-2
Arkansas State	1-0
Auburn	0-2
Baylor	0-2
UCF	0-1
Cincinnati	1-0
Colorado State	1-1
Connecticut	1-0
East Carolina	1-1
Eastern Illinois	1-0
Houston	1-2
James Madison	0-1
Kentucky	0-1
Liberty	1-0
LSU	0-1
Memphis	0-3
Ole Miss	0-2
Mississippi State	0-1
Missouri	0-1
Navy	0-3
North Texas	3-1
Portland State	1-0
USF	0-2
San Jose State	0-1
Stephen F. Austin	1-0
Temple	0-2
Texas A&M	0-2
TCU	0-3
Tulane	3-0
Tulsa	2-2
Vanderbilt	0-1
<b>Overall Record</b>	<b>18-38</b>

## VS. CONFERENCES

Team	Record
American	9-16
Big 12	0-5
Big Sky	1-0
Big South	1-0
CAA	0-1
C-USA	3-1
Mountain West	1-2
Ohio Valley	1-0
Southeastern	0-13
Southland	1-0
Sun Belt	1-0

# BESTS UNDER MORRIS

## OFFENSE: TEAM

### Total Points

1. 58 SMU vs. Stephen F. Austin (9/2/17)
2. **55** **Arkansas vs. Colorado State (9/14/19)**  
**Arkansas vs. Eastern Illinois (9/2/18)**  
SMU at East Carolina (11/12/16)
5. 54 SMU vs. North Texas (9/09/17)
6. 49 SMU vs. UCONN (9/30/17)
- SMU vs. Tulane (11/21/15)
8. 45 SMU at Memphis (11/18/17)
- SMU vs. James Madison (9/26/15)
10. 44 SMU vs. Arkansas State (9/23/17)

### Total Offensive Yards

1. 581 SMU vs. Tulsa (10/27/17)
2. 578 SMU vs. South Florida (11/19/16)
3. 577 SMU vs. Arkansas State (9/23/17)
4. 572 SMU at North Texas (9/3/16)
5. 544 SMU at Houston (10/7/17)
6. **520** **Arkansas vs. Colorado State (9/14/19)**
7. 518 SMU vs. Tulane (11/21/15)
8. 508 SMU at TCU (9/19/15)
9. 498 SMU vs. UCONN (9/30/17)

### Total Offensive Plays

1. 89 SMU vs. South Florida (11/19/16)
- SMU vs. Central Florida (11/4/17)
3. 87 SMU at Tulsa (10/7/16)
4. 86 SMU vs. Arkansas State (9/23/17)
5. 85 SMU at Houston (10/7/17)
6. 83 SMU vs. Navy (11/26/16)
7. 82 SMU at Baylor (9/10/16)
- Arkansas vs. San Jose State (9/21/19)**
9. 81 SMU at Cincinnati (10/21/17)

### Rushing Attempts

1. 54 SMU vs. Baylor (9/4/15)
- SMU vs. Arkansas State (9/23/17)
3. **53** **Arkansas vs. Tulsa (10/20/18)**  
**Arkansas at Colorado State (9/8/18)**  
SMU vs. North Texas (9/12/15)
6. **48** **Arkansas vs. Ole Miss (10/13/18)**  
SMU vs. Stephen F. Austin (9/2/17)
- SMU at TCU (9/19/15)
9. 47 (4x) last SMU vs. Liberty (9/17/16)

### Rushing Yards

1. 323 SMU vs. Tulane (11/21/15)
2. 311 SMU vs. Arkansas State (9/23/17)
3. **300** **Arkansas vs. Ole Miss (10/13/18)**
4. **299** **Arkansas at Colorado State (9/8/18)**
5. 286 SMU vs. Liberty (9/17/16)
6. 273 SMU vs. North Texas (9/12/15)
7. 272 SMU at North Texas (9/3/16)
8. 259 SMU at Memphis (11/18/17)
9. 243 SMU vs. Stephen F. Austin (9/2/17)

### Rushing Touchdowns

1. 6 SMU vs. Tulane (11/21/15)
2. 5 SMU vs. James Madison (9/26/15)
3. 4 SMU vs. Arkansas State (9/23/17)
4. **3 (7x) last Arkansas vs. Colorado State (9/14/19)**

### Pass Completions

1. 41 SMU at Houston (10/7/17)
2. 31 SMU vs. Navy (11/26/16)
3. 29 SMU at Tulsa (10/7/16)
4. **28** **Arkansas vs. San Jose State (9/21/19)**
5. **27** **Arkansas vs. Texas A&M (9/28/19)**  
SMU vs. UCONN (9/30/17)
- SMU vs. Central Florida (11/4/17)
8. **26** **Arkansas vs. Alabama (10/6/18)**  
SMU at Cincinnati (10/21/17)
- SMU at South Florida (11/16/16)

### Pass Attempts

1. 59 SMU at Houston (10/7/17)
2. 52 SMU at Tulsa (10/7/16)
- SMU vs. Central Florida (11/04/17)
4. **50** **Arkansas vs. San Jose State (9/21/19)**
5. 46 SMU vs. Tulsa (10/31/15)
- SMU vs. Navy (11/26/16)
7. **45** **Arkansas vs. North Texas (9/15/18)**
8. **44** **Arkansas vs. Texas A&M (9/28/19)**  
SMU at Temple (10/1/16)
- SMU at Baylor (9/10/16)
10. 42 SMU vs. South Florida (11/19/16)

### Passing Yards

1. 423 SMU vs. South Florida (11/19/16)
2. 397 SMU at Houston (10/7/17)
3. 394 SMU vs. North Texas (9/9/17)
4. 375 SMU vs. Tulane (11/25/17)
5. 366 SMU vs. Tulsa (10/27/17)
6. **356** **Arkansas vs. San Jose State (9/21/19)**
7. **353** **Arkansas vs. Eastern Illinois (9/2/18)**
8. 339 SMU at TCU (9/16/17)
9. 331 SMU vs. Navy (11/26/16)
10. 330 SMU at TCU (9/19/15)

### Passing Touchdowns

1. 5 SMU vs. North Texas (9/9/17)
2. **4 (6x) last Arkansas vs. Eastern Illinois (9/2/18)**

### First Downs

1. 31 SMU vs. Arkansas State (9/23/17)
2. 30 SMU vs. Houston (10/7/17)
3. 28 (3x) last vs. South Florida (11/19/16)
6. **27 (3x) last Arkansas vs. Ole Miss (10/13/18)**

## DEFENSE: TEAM

### Fewest Total Yards Allowed

1. 219 SMU vs. Stephen F. Austin (9/2/17)
2. **225** **Arkansas at Auburn (9/22/18)**
3. **230** **Arkansas vs. Portland State (8/31/19)**
4. 240 SMU vs. North Texas (9/12/15)
5. **260** **Arkansas vs. Tulsa (10/20/18)**
6. 280 SMU vs. Liberty (9/17/16)
7. 303 SMU vs. Houston (10/22/16)
8. 328 SMU vs. Tulane (11/21/15)
9. **340** **Arkansas vs. Texas A&M (9/28/19)**
10. 352 SMU at South Florida (10/24/15)

### Fewest Rushing Yards Allowed

1. **40** **Arkansas at Colorado State (9/8/18)**
2. 62 SMU vs. Houston (10/22/16)
3. 69 SMU vs. North Texas (9/9/17)
4. **75** **Arkansas vs. Portland State (8/31/19)**  
SMU vs. Stephen F. Austin (9/2/17)
6. 83 SMU at North Texas (9/3/16)
7. **89** **Arkansas vs. Texas A&M (9/28/19)**
8. **91** **Arkansas at Auburn (9/22/18)**
9. 97 SMU vs. Liberty (9/17/16)
10. 112 SMU vs. North Texas (9/12/15)

### Fewest Passing Yards Allowed

1. 0 SMU at Navy (11/11/17)
2. 81 SMU at Navy (11/14/15)
3. **88** **Arkansas at Kentucky (10/12/19)**
4. 97 SMU at South Florida (10/24/15)
5. 104 SMU vs. Navy (11/23/16)
6. 124 SMU at Temple (10/1/16)
7. **127** **Arkansas vs. Tulsa (10/20/18)**
8. 128 SMU vs. North Texas (9/12/15)
- SMU vs. Tulane (11/21/15)
10. **134** **Arkansas at Auburn (9/22/18)**

### Fewest First Downs Allowed

1. **13** **Arkansas at Auburn (9/22/18)**  
SMU vs. Houston (10/22/16)
3. **15** **Arkansas vs. Tulsa (10/20/18)**  
SMU vs. Stephen F. Austin (9/2/17)
- SMU at South Florida (10/24/15)
6. 16 SMU vs. Liberty (9/17/16)
- SMU vs. South Florida (11/19/16)
8. **17 (4x) last Arkansas at Missouri (11/23/18)**

### Fewest Points Allowed

1. **0** **Arkansas vs. Tulsa (10/20/18)**
3. **13** **Arkansas vs. Portland State (8/31/19)**  
SMU vs. North Texas (9/12/15)
5. 14 SMU vs. Stephen F. Austin (9/2/17)
- SMU vs. Liberty (9/17/16)
7. 16 SMU vs. Houston (10/22/16)
8. 21 (3x) last SMU vs. Arkansas State (9/23/17)

### Sacks

1. 8 SMU vs. UCONN (9/30/17)
2. 7 SMU vs. Houston (10/22/16)
3. **6** **Arkansas vs. Portland State (8/31/19)**  
**Arkansas vs. Tulsa (10/20/18)**
5. 5 SMU at North Texas (9/3/16)
- SMU vs. North Texas (9/9/17)
7. **4** **Arkansas vs. Texas A&M (9/28/19)**  
**Arkansas at Auburn (9/22/18)**  
SMU at Tulsa (10/7/16)
10. **3 (6x) last Arkansas vs. Texas A&M (9/29/18)**

### Tackles For Loss

1. 13 SMU vs. UCONN (9/30/17)
2. 11 SMU at South Florida (10/24/15)
3. 10 SMU at Houston (10/22/16)
- SMU vs. Memphis (11/5/16)
5. **9** **Arkansas at Auburn (9/22/18)**  
SMU at TCU (9/16/17)
7. **8 (6x) last Arkansas vs. Texas A&M (9/28/19)**

### Turnovers Forced

1. **5** **Arkansas vs. Eastern Illinois (9/2/18)**  
SMU at East Carolina (11/12/16)
3. 4 SMU vs. North Texas (9/12/15)
- SMU vs. Liberty (9/17/16)
5. **3 (8x) last Arkansas vs. Portland State (8/31/19)**

## OFFENSE: INDIVIDUAL

### Pass Completions

41 Ben Hicks vs. Houston (10/7/17)

### Pass Attempts

58 Ben Hicks vs. Houston (10/7/17)

### Pass Completion % (Min. 10 attempts)

75.0 Ty Storey vs. Ole Miss (10/13/18)

### Passing Yards

397 Ben Hicks vs. Houston (10/7/17)

### Passing Touchdowns

4 Ben Hicks vs. Tulane (11/25/17)  
Ben Hicks vs. Memphis (11/18/17)  
Ben Hicks vs. Navy (11/11/17)  
Ben Hicks vs. UConn (9/30/17)  
Ben Hicks vs. North Texas (9/9/17)

### Passing Interceptions

5 Nick Starkel vs. San Jose State (9/21/19)

### Passer Rating (Min. 10 attempts)

257.8 Ty Storey vs. Eastern Illinois (9/1/18)

### Rush Attempts

29 Braeden West vs. South Florida (11/19/16)

### Rushing Yards

220 Braeden West vs. Liberty (9/17/16)

### Rushing Touchdowns

3 Xavier Jones at Tulane (11/21/15)

### Receptions

17 Trey Quinn at Cincinnati (10/21/17)  
Trey Quinn at Houston (10/7/17)

### Receiving Yards

252 Courtland Sutton vs. South Florida (11/19/16)

### Receiving Touchdowns

3 Courtland Sutton at North Texas (9/3/17)

### Total Touchdowns

4 Courtland Sutton vs. North Texas (9/9/17)

## DEFENSE: INDIVIDUAL

### Solo Tackles

12 De'Jon Harris vs. Texas A&M (9/29/18)  
Mikial Onu vs. Tulsa (10/27/17)  
Jonathan Yenga vs. James Madison (9/26/15)

### Total Tackles

16 De'Jon Harris vs. Texas A&M (9/29/18)

### Tackles For Loss

4 Justin Lawler vs. Memphis (11/5/17)  
Kyrin Mitchell vs. UConn (9/30/17)  
Justin Lawler vs. UConn (9/30/17)  
Justin Lawler at North Texas (9/3/16)

### Sacks

4.0 Justin Lawler vs. UConn (9/30/17)

### Interceptions

2 Dre Greenlaw vs. Texas A&M (9/29/18)  
Horace Richardson at East Carolina (11/12/16)  
Jordan Wyatt vs. Liberty (9/17/16)  
Horace Richardson at North Texas (9/3/16)

### Pick Sixes

2 Horace Richardson at East Carolina (11/12/16)

### Fumbles Recovered

2 Chevin Calloway vs. Eastern Illinois (9/1/18)

### Scoop and Scores

1 De'Jon Harris vs. Texas A&M (9/28/19)  
LaDarrius Bishop vs. Colorado State (9/14/19)  
Kamren Curl at Ole Miss (9/7/19)  
Jordan Wyatt vs. Stephen F. Austin (9/2/17)

### Fumbles Forced

2 McTelvin Agim vs. Colorado State (9/8/18)  
Andrew McCleneghen vs. North Texas (9/12/15)

## SPECIAL TEAMS: INDIVIDUAL

### Extra Points Made

7 Connor Limpert vs. Colorado State (9/14/19)  
Connor Limpert vs. Eastern Illinois (9/1/18)  
Josh Williams vs. UConn (9/30/17)  
Josh Williams vs. North Texas (9/9/17)  
Josh Williams vs. Stephen F. Austin (9/2/17)  
Chad Hedlund vs. Tulane (11/12/15)

### Field Goals Made

4 Connor Limpert vs. Ole Miss (10/13/18)  
Josh Williams at Tulsa (10/7/16)

### Points Kicking

16 Josh Williams at Tulsa (10/7/16)

### Punt Yards

406 Jamie Sackville at Tulsa (10/7/16)

### Yards Per Punt

50 Jamie Sackville at Houston (10/7/17)

### Kick Return Yards

180 Braeden West vs. Temple (11/6/15)

### Punt Return Yards

45 Deon Stewart at Colorado State (9/8/18)

### Kick Return Touchdown

1 Braeden West vs. Temple (11/6/15)



## 300-YARD PASSING GAMES

Total: 11

- 397 Ben Hicks at Houston (10/7/17)
- 380 Ben Hicks vs. South Florida (11/19/16)
- 375 Ben Hicks vs. Tulane (11/25/17)
- 356 Nick Starkel vs. San Jose State (9/21/19)**
- 338 Ben Hicks vs. Tulsa (10/27/17)
- 334 Matt Davis at TCU (9/19/15)
- 331 Ben Hicks vs. Navy (11/26/16)
- 312 Ben Hicks vs. North Texas (9/9/17)
- 305 Nick Starkel vs. Colorado State (9/14/19)**
- 305 Ben Hicks at TCU (9/16/17)
- 302 Ben Hicks at Tulane (10/29/16)

## 100-YARD RUSHING GAMES

Total: 25

- 220 Braeden West vs. Liberty (9/17/16)
- 177 Xavier Jones at Memphis (11/18/17)
- 165 Devwah Whaley at Colorado State (9/8/18)**
- 156 Matt Davis vs. Tulane (11/21/15)
- 146 Xavier Jones vs. Arkansas State (9/23/17)
- 134 Rakeem Boyd at Kentucky (10/12/19)**
- 126 Braeden West at Tulsa (10/7/16)
- 125 Matt Davis vs. North Texas (9/12/15)
- 122 Rakeem Boyd vs. Colorado State (9/14/19)**
- 120 Braeden West vs. South Florida (11/19/16)
- 119 Braeden West at Tulane (10/29/16)
- 117 Xavier Jones at North Texas (9/3/16)
- 117 Xavier Jones vs. Tulane (11/21/15)
- 115 Braeden West vs. Houston (10/22/16)
- 115 Matt Davis vs. Baylor (9/4/15)
- 114 Rakeem Boyd vs. Portland State (8/31/19)**
- 113 Rakeem Boyd vs. Vanderbilt (10/27/18)**
- 111 Ke'Mon Freeman at East Carolina (11/12/16)
- 111 Xavier Jones at Navy (11/11/17)
- 110 Matt Davis at North Texas (9/3/16)
- 109 Rakeem Boyd vs. Ole Miss (10/13/18)**
- 104 Braeden West at East Carolina (11/12/16)
- 102 Rakeem Boyd vs. Alabama (10/6/18)**
- 102 Matt Davis vs. Temple (11/6/15)
- 100 Xavier Jones at Houston (10/7/17)

## MULTIPLE 100-YARD RUSHERS

Total: 3 (Order by date)

- 111 Ke'Mon Freeman at East Carolina (11/12/16)
- 104 Braeden West
- 117 Xavier Jones at North Texas (9/3/16)
- 110 Matt Davis
- 156 Matt Davis vs. Tulane (11/21/15)
- 117 Xavier Jones

## 100-YARD RECEIVING GAMES

Total: 26

- 252 Courtland Sutton vs. South Florida (11/19/16)
- 186 Trey Quinn at Cincinnati (10/21/17)
- 173 James Proche vs. UCF (11/4/17)
- 166 Courtland Sutton at East Carolina (11/12/16)
- 165 Courtland Sutton vs. Tulsa (10/31/15)
- 164 James Proche at Tulane (10/29/16)
- 163 Courtland Sutton vs. North Texas (9/9/17)
- 162 Courtland Sutton at North Texas (9/3/16)
- 160 Courtland Sutton at Houston (10/7/17)
- 156 Trey Quinn at Houston (10/7/17)
- 139 Trey Quinn vs. Tulane (11/25/17)
- 137 Courtland Sutton vs. James Madison (9/26/15)
- 136 Courtland Sutton vs. Tulsa (10/27/17)
- 132 Jordan Jones vs. Eastern Illinois (9/2/18)**
- 131 James Proche vs. Arkansas State (9/23/17)
- 123 Courtland Sutton at Navy (11/11/17)
- 123 James Proche vs. Tulsa (10/27/17)
- 116 Trey Quinn vs. UConn (9/30/17)
- 116 Trey Quinn at TCU (9/16/17)
- 115 Courtland Sutton at TCU (9/19/15)
- 115 Mike Woods vs. San Jose State (9/21/19)**
- 113 Courtland Sutton vs. TCU (9/23/16)
- 112 Courtland Sutton vs. UConn (9/30/17)
- 112 Courtland Sutton at Baylor (9/10/16)
- 107 Courtland Sutton vs. Tulane (11/25/17)
- 101 Trey Quinn vs. Tulsa (10/27/17)

## MULTIPLE 100-YARD RECEIVERS

Total: 4 (Order by date)

- 139, Trey Quinn vs. Tulane (11/25/17)
- 107, Courtland Sutton
- 136, Courtland Sutton vs. Tulsa (10/27/17)
- 123, James Proche
- 101, Trey Quinn
- 160, Courtland Sutton at Houston (10/7/17)
- 156, Trey Quinn
- 116, Trey Quinn vs. UConn (9/30/17)
- 112, Courtland Sutton

## 100-YARD RUSHER & RECEIVER

Total: 6

- 111, Xavier Jones (rush) at Navy (11/11/17)
- 123, Courtland Sutton (rec)
- 146, Xavier Jones (rush) vs. Arkansas State (9/23/17)
- 131, James Proche (rec)
- 120, Braeden West (rush) vs. South Florida (11/19/16)
- 252, Courtland Sutton (rec)
- 111, Ke'Mon Freeman (rush) at East Carolina (11/12/16)
- 104, Braeden West (rush)
- 166, Courtland Sutton (rec)
- 119, Braeden West (rush) at Tulane (10/29/16)
- 164, James Proche (rec)
- 117, Xavier Jones (rush) at North Texas (9/3/16)
- 110, Matt Davis (rush)
- 162, Courtland Sutton (rec)

## 300-YARD PASSER / 100-YARD RUSHER

Total: 4

- 397, Ben Hicks (pass) at Houston (10/7/17)
- 160, Courtland Sutton (rush)
- 156, Trey Quinn (rush)
- 380, Ben Hicks (pass) vs. South Florida (11/19/16)
- 120, Braeden West (rush)
- 305, Nick Starkel (pass) vs. Colorado State (9/14/19)**
- 122, Rakeem Boyd (rush)**
- 302, Ben Hicks at Tulane (10/29/16)
- 119, Braeden West (rush)

## 300 / 100 / 100

Total: 2

- 380, Ben Hicks (pass) vs. South Florida (11/19/16)
- 120, Braeden West (rush)
- 252, Courtland Sutton (rec)
- 302, Ben Hicks at Tulane (10/29/16)
- 119, Braeden West (rush)
- 164, James Proche (rec)

DEPTH CHART

OFFENSE

<b>WR (2)</b>	<b>8</b>	<b>Mike Woods</b>	<b>So. // 6-1 // 203</b>
	1	De'Vion Warren	Jr. // 5-10 // 188
<b>TE (3)</b>	<b>85</b>	<b>Cheyenne O'Grady</b>	<b>Sr. // 6-4 // 256</b>
	89	Grayson Gunter	Jr. // 6-4 // 243
	14	Chase Harrell	Sr. // 6-4 // 249
<b>LT</b>	<b>76</b>	<b>Myron Cunningham</b>	<b>Jr. // 6-6 // 290</b>
	74	Colton Jackson	Sr. // 6-5 // 298
<b>LG</b>	<b>54</b>	<b>Austin Capps</b>	<b>Sr. // 6-4 // 304</b>
	57	Shane Clenin	So. // 6-6 // 302
	62	Brady Latham	Fr. // 6-5 // 284
<b>C</b>	<b>66</b>	<b>Ty Clary</b>	<b>Jr. // 6-4 // 285</b>
	57	Shane Clenin	So. // 6-6 // 302
<b>RG</b>	<b>51</b>	<b>Ricky Stromberg</b>	<b>Fr. // 6-4 // 266</b>
	55	Beaux Limmer	Fr. // 6-5 // 293
<b>RT</b>	<b>78</b>	<b>Dalton Wagner</b>	<b>So. // 6-9 // 302</b>
	71	Ryan Winkel	R-Fr. // 6-6 // 285
<b>QB</b>	<b>6</b>	<b>Ben Hicks</b>	<b>Sr. // 6-1 // 217</b>
<b>-OR-</b>	<b>17</b>	<b>Nick Starkel</b>	<b>Jr. // 6-3 // 214</b>
	9	John Stephen Jones	R-Fr. // 5-11 // 199
<b>RB (4)</b>	<b>5</b>	<b>Rakeem Boyd</b>	<b>Jr. // 6-0 // 213</b>
	21	Devwah Whaley	Sr. // 5-11 // 212
	41	T.J. Hammonds	Jr. // 5-10 // 200
<b>WR (5)</b>	<b>16</b>	<b>Treylon Burks</b>	<b>Fr. // 6-3 // 223</b>
	19	Tyson Morris	Jr. // 6-1 // 200
	3	Koilan Jackson	So. // 6-2 // 211
<b>WR (9)</b>	<b>7</b>	<b>Trey Knox</b>	<b>Fr. // 6-5 // 205</b>
	15	T.Q. Jackson	Fr. // 6-4 // 197

DEFENSE

<b>DE</b>	<b>6</b>	<b>Gabe Richardson</b>	<b>Sr. // 6-3 // 240</b>
	86	Jamario Bell	Sr. // 6-5 // 265
<b>DT</b>	<b>3</b>	<b>McTelvin Agim</b>	<b>Sr. // 6-3 // 294</b>
	93	Isaiah Nichols	R-Fr. // 6-3 // 277
<b>DT</b>	<b>52</b>	<b>TJ Smith</b>	<b>Sr. // 6-3 // 293</b>
	42	Jonathan Marshall	Jr. // 6-3 // 299
<b>DE</b>	<b>11</b>	<b>Mataio Soli</b>	<b>Fr. // 6-4 // 239</b>
	13	Collin Clay	Fr. // 6-5 // 285
<b>SAM</b>	<b>27</b>	<b>Hayden Henry</b>	<b>Jr. // 6-2 // 226</b>
	22	Deon Edwards	Jr. // 6-1 // 220
<b>MIKE</b>	<b>8</b>	<b>De'Jon Harris</b>	<b>Sr. // 6-0 // 245</b>
	31	Grant Morgan	Jr. // 5-11 // 229
<b>WILL</b>	<b>10</b>	<b>Bumper Pool</b>	<b>So. // 6-2 // 228</b>
	27	Hayden Henry	Jr. // 6-2 // 226
<b>CB</b>	<b>21</b>	<b>Montaric Brown</b>	<b>So. // 6-0 // 187</b>
	24	LaDarrius Bishop	R-Fr. // 6-0 // 193
<b>SS</b>	<b>2</b>	<b>Kamren Curl</b>	<b>Jr. // 6-2 // 198</b>
	18	Myles Mason	So. // 6-2 // 203
<b>FS</b>	<b>7</b>	<b>Joe Foucha</b>	<b>So. // 5-11 // 198</b>
	1	Jalen Catalon	Fr. // 5-10 // 196
<b>CB</b>	<b>4</b>	<b>Jarques McClellion</b>	<b>So. // 6-0 // 175</b>
	17	Malik Chavis	Fr. // 6-2 // 198
<b>NB</b>	<b>9</b>	<b>Greg Brooks Jr.</b>	<b>Fr. // 5-11 // 179</b>
	26	Micahh Smith	Jr. // 6-0 // 201

SPECIAL TEAMS

<b>K</b>	<b>19</b>	<b>Connor Limpert</b>	<b>Jr. // 6-1 // 175</b>
	80	Matthew Phillips	So. // 5-10 // 180
<b>P</b>	<b>42</b>	<b>Sam Loy</b>	<b>Jr. // 6-1 // 195</b>
	28	Reid Bauer	So. // 5-11 // 198
<b>LS</b>	<b>48</b>	<b>Jordan Silver</b>	<b>So. // 6-1 // 217</b>
<b>H</b>	<b>18</b>	<b>Jack Lindsey</b>	<b>Jr. // 6-2 // 204</b>
<b>KR</b>	<b>1</b>	<b>De'Vion Warren</b>	<b>Jr. // 5-10 // 188</b>
	41	T.J. Hammonds	Jr. // 5-10 // 200
<b>-OR-</b>	<b>13</b>	<b>Nathan Parodi</b>	<b>R-Fr. // 5-9 // 170</b>
<b>PR</b>	<b>16</b>	<b>Treylon Burks</b>	<b>Fr. // 6-3 // 223</b>
	1	De'Vion Warren	Jr. // 5-10 // 188
	41	T.J. Hammonds	Jr. // 5-10 // 200

## GAME 9: MISSISSIPPI STATE

### GAME-BY-GAME OFFENSIVE STARTERS

Opponent	LT	LG	C	RG	RT	TE	TE/WR/FB	QB	RB	WR	WR
Portland State	C. Jackson	Capps	Clary	Cunningham	Wagner	Gunter	Woods	Hicks	Boyd	Burks	Knox
at Ole Miss	C. Jackson	Stromberg	Clary	Cunningham	Wagner	O'Grady	Gunter	Hicks	Boyd	Woods	Knox
Colorado State	C. Jackson	Stromberg	Clary	Cunningham	Wagner	Gunter	Woods	Starkel	Boyd	Burks	Knox
San Jose State	Cunningham	Capps	Clary	Stromberg	Wagner	O'Grady	Harrell	Starkel	Boyd	Woods	Knox
vs. Texas A&M	C. Jackson	Capps	Clary	Stromberg	Wagner	O'Grady	K. Jackson	Starkel	Boyd	Burks	Woods
at Kentucky	Cunningham	Capps	Clary	Stromberg	Wagner	O'Grady	Woods	Starkel	Boyd	Burks	Knox
Auburn	C. Jackson	Capps	Clary	Stromberg	Wagner	O'Grady	Woods	Hicks	Boyd	Burks	Knox
at Alabama	Cunningham	Adcock	Clary	Stromberg	Wagner	O'Grady	Woods	Starkel	Boyd	Burks	Knox
Mississippi State											
Western Kentucky											
at LSU											
Missouri											

### GAME-BY-GAME DEFENSIVE STARTERS

Opponent	DE	DT	DT	DE	SAM	MIKE	WILL	CB	SS	FS	CB	NB
Portland State	Gerald	Agim	Smith	Richardson	--	Harris	Pool	Brown	Curl	Foucha	McClellion	Brooks
at Ole Miss	Richardson	Agim	Smith	Soli	--	Harris	Pool	Brown	Curl	Foucha	McClellion	Brooks
Colorado State	Richardson	Agim	Smith	Soli	--	Harris	Pool	Brown	Curl	Foucha	McClellion	Brooks
San Jose State	Richardson	Agim	Smith	Soli	--	Harris	Pool	Bishop	Curl	Foucha	McClellion	Brooks
vs. Texas A&M	Richardson	Agim	Smith	Soli	--	Harris	Pool	Brown	Curl	Foucha	McClellion	Brooks
at Kentucky	Richardson	Agim	Smith	Soli	--	Harris	Pool	Brown	Curl	Foucha	McClellion	Brooks
Auburn	Richardson	Agim	Smith	Soli	--	Harris	Pool	Brown	Curl	Foucha	McClellion	Brooks
at Alabama	Richardson	Agim	Smith	Soli	--	Harris	Pool	Brown	Curl	Foucha	McClellion	Brooks
Mississippi State												
Western Kentucky												
at LSU												
Missouri												

### CAREER STARTS

OFFENSE	2019	2018	2017	2016	TOT	CONS	DEFENSE	2019	2018	2017	2016	TOT	CONS
Ben Hicks, QB, Sr.	3	9*	13*	11*	36	-	McTelvin Agim, DL, Sr.	8	12	11	5	36	24
Colton Jackson, OL, Sr.	5	8	10	3	26	-	De'Jon Harris, LB, Sr.	8	12	12	-	32	32
Ty Clary, OL, Jr.	8	11	4	-	23	19	T.J. Smith, DL, Sr.	8	10	12	-	30	8
Rakeem Boyd, RB, Jr.	8	8	-	-	16	16	Kamren Curl, DB, Jr.	8	11	11	-	30	8
Mike Woods, WR, So.	8	7	-	-	15	9	Jarques McClellion, DB, So.	8	8	-	-	16	16
Devwah Whaley, RB, Sr.	-	4	10	-	14	-	Bumper Pool, LB, So.	8	4	-	-	12	9
Deon Stewart, WR, Sr.	-	8	5	-	13	-	Gabe Richardson, DL, Sr.	8	2	-	-	10	8
Cheyenne O'Grady, TE, Sr.	6	5	1	-	12	5	Montaric Brown, DB, So.	7	3	-	-	9	3
Nick Starkel, QB, Jr.	5	-	5*	-	10	1	Joe Foucha, DB, So.	8	1	-	-	9	9
Dalton Wagner, OL, So.	8	1	-	-	9	8	Greg Brooks Jr., DB, Fr.	8	-	-	-	8	8
Hayden Johnson, FB/TE, Sr.	-	-	-	7	7	-	Mataio Soli, DL, Fr.	6	-	-	-	6	7
Trey Knox, WR, Fr.	7	-	-	-	7	3	Dorian Gerald, DL, Sr.	2	2	-	-	3	-
Ricky Stromberg, OL, Fr.	7	-	-	-	7	7	Hayden Henry, LB, Jr.	-	1	-	-	1	-
Myron Cunningham, OL, Jr.	6	-	-	-	6	1	Britto Tutt, DB, Sr.	-	1	-	-	1	-
Jordan Jones, WR, Jr.	-	-	6	-	6	-	LaDarius Bishop, DB, R-Fr.	1	-	-	-	1	-
Chase Harrell, TE, Sr.	1	-	4*	1*	6	-							
Treyton Burks, WR, Fr.	6	-	-	-	6	4							
Austin Capps, OL, Sr.	5	0	0	0	5	-							
Grayson Gunter, TE, Jr.	3	2	-	-	5	-							
Noah Gatlin, OL, R-Fr.	-	2	-	-	2	-							
Kirby Adcock, OL, So.	1	1	-	-	2	1							
Shane Clenin, OL, So.	-	1	-	-	1	-							
Koilan Jackson, WR, So.	1	-	-	-	1	-							

### EXPERIENCE ANALYSIS

The chart below shows Arkansas' offensive and defensive starting lineups over the last six years with numbers representing total starts by classes and percentages of total starts for the entire season.

Season	G	SR	JR	SO	FR	UpperCI%
2019	8 (2-6)	55 (31.3%)	36 (20.5%)	49 (27.8%)	36 (20.5%)	91 (51.7%)
2018	12 (2-10)	103 (39.2%)	86 (32.7%)	44 (16.7%)	30 (11.4%)	189 (71.2%)
2017	12 (4-8)	66 (25.0%)	108 (40.1%)	65 (24.6%)	25 (9.5%)	174 (65.9%)
2016	13 (7-6)	114 (39.9%)	82 (28.7%)	70 (24.5%)	20 (6.9%)	196 (68.5%)
2015	13 (8-5)	67 (23.4%)	143 (50.0%)	58 (20.3%)	18 (6.3%)	210 (73.4%)
2014	13 (7-6)	92 (32.2%)	72 (25.2%)	89 (31.1%)	33 (11.5%)	164 (57.3%)
2013	12 (3-9)	107 (40.5%)	59 (22.3%)	57 (21.6%)	41 (15.5%)	166 (66.7%)



GAME 9: MISSISSIPPI STATE

GAME-BY-GAME BREAKDOWN

GAME	FINAL	SCORE BY QUARTER					FIRST DOWNS				RUSHING			PASSING			OFFENSE		PUNTING	FUMBLES	PENALTY	THIRD	TOTAL
	SCORE	1	2	3	4	OT	RU	PA	PN	TOT	ATT	YDS	TD	C-A-I	YDS	TD	ATT	YDS	NO-AVG	NO-LOST	NO-YDS	DOWNS	TOP
Portland St.	13	3	3	0	7	-	5	7	4	16	28	75	0	16-33-3	155	1	61	230	5-39.8	0-0	10-85	2/13	26:22
Arkansas	20	10	0	7	3	-	12	11	3	26	42	204	2	18-35-1	191	0	77	395	5-35.6	1-0	7-70	5/15	33:38
Arkansas	17	0	3	0	14	-	5	12	1	18	26	61	0	25-41-0	300	1	67	361	6-35.7	1-1	7-55	5/15	27:32
Ole Miss	31	7	3	7	14	-	11	10	2	23	53	237	2	16-24-0	259	2	77	483	4-49.5	2-2	5-60	8/15	32:28
Colorado St.	34	24	10	10	0	-	10	6	2	18	38	220	2	20-33-0	205	2	71	425	6-47.5	2-2	4-51	4/14	33:56
Arkansas	55	24	3	7	21	-	8	13	2	23	35	215	3	20-35-0	305	3	70	520	4-44.0	2-1	5-49	6/12	25:24
San Jose St.	31	7	17	0	7	-	5	19	3	27	24	101	2	32-49-1	402	2	73	503	5-41.6	2-0	9-85	4/12	30:54
Arkansas	24	7	0	3	14	-	7	16	3	26	32	131	0	28-50-5	356	3	82	487	3-41.0	0-0	6-62	6/15	29:06
Texas A&M	31	7	14	0	10	-	8	14	2	24	33	89	1	23-35-1	251	3	68	340	4-49.5	3-1	6-55	5/10	32:37
Arkansas	27	0	17	7	3	-	5	18	3	26	26	98	1	27-44-1	297	1	70	395	3-38.7	0-0	8-48	5/13	27:23
Arkansas	20	7	6	0	7	-	6	7	3	16	30	183	2	12-27-0	122	0	57	305	4-44.2	1-0	5-39	6/13	22:49
Kentucky	24	0	7	10	7	-	15	5	1	21	54	330	2	8-12-0	88	1	66	418	3-44.3	2-1	7-44	7/14	35:05
Auburn	51	17	0	14	20	-	13	10	1	24	51	298	3	13-19-0	193	4	70	491	2-47.0	1-1	5-45	7/13	30:25
Arkansas	10	0	0	10	0	-	4	7	3	14	28	52	0	19-40-2	182	1	68	234	6-36.8	2-2	4-34	4/16	29:35
Arkansas	7	0	0	0	7	-	5	5	3	13	30	106	0	11-26-3	107	1	56	213	6-39.0	1-1	0-0	3/12	25:26
Alabama	48	17	24	7	0	-	9	14	0	23	38	179	2	24-30-0	280	3	68	459	2-47.5	1-0	6-60	8/13	34:34

Mississippi St.

Arkansas

WKU

Arkansas

LSU

Arkansas

Missouri

Arkansas

## GAME 9: MISSISSIPPI STATE

### ARKANSAS INDIVIDUAL SEASON-HIGHS

Rush Attempts	20	Rakeem Boyd, 9/14 vs. Colorado State
Yards Rushing	134	Rakeem Boyd, 10/12 at Kentucky
TD Rushes	2 (2x)	last Rakeem Boyd, 10/12 at Kentucky
Long Rush	74	Rakeem Boyd, 10/12 at Kentucky
Pass Attempts	50	Nick Starkel, 9/21 vs. San Jose State
Pass Completions	28	Nick Starkel, 9/21 at San Jose State
Yards Passing	356	Nick Starkel, 9/21 vs. San Jose State
TD Passes	3	Nick Starkel, 9/14 vs. Colorado State
Long Pass	62 (2x)	last Nick Starkel, 9/21 vs. San Jose State
Receptions	8 (2x)	last C. O'Grady, 9/28 vs. Texas A&M
Yards Receiving	115	Mike Woods, 9/21 vs. San Jose State
TD Receptions	1 (10x)	last Cheyenne O'Grady, 10/26 at Alabama
Long Reception	62 (2x)	last Mike Woods, 9/21 vs. San Jose State
Field Goals	2 (4x)	last C. Limpert, 10/12 at Kentucky
Long Field Goal	54	Connor Limpert, 9/14 vs. Colorado State
Punts	6 (3x)	last Sam Loy, 10/26 at Alabama
Punting Avg.	44.2	Sam Loy, 10/12 at Kentucky
Long Punt	56	Sam Loy, 9/14 vs. Colorado State
Punts Inside 20	2 (5x)	last Sam Loy, 10/26 at Alabama
Long Punt Return	32	Treyton Burks, 9/28 vs. Texas A&M
Long Kickoff Return	37	De'Vion Warren, 9/7 at Ole Miss
Tackles	13	Joe Foucha, 10/26 at Alabama
Sacks	2.0 (3x)	Jamario Bell, 9/28 vs. Texas A&M
Tackles For Loss	2.0 (4x)	last Jamario Bell, 9/28 vs. Texas A&M
Interceptions	1 (4x)	last Kamren Curl, 9/21 vs. San Jose State

### ARKANSAS TEAM GAME-HIGHS

Rushes	42	8/31 vs. Portland State
Yards Rushing	215	9/14 vs. Colorado State
Yards Per Rush	6.1	9/14 vs. Colorado State
TD Rushes	3	9/14 vs. Colorado State
Pass Attempts	50	9/21 vs. San Jose State
Pass Completions	28	9/21 vs. San Jose State
Yards Passing	356	9/21 vs. San Jose State
Yards Per Pass Comp.	12.7	9/21 vs. San Jose State
TD Passes	3 (2x)	last 9/21 vs. San Jose State
Total Plays	82	9/21 vs. San Jose State
Total Offense	520	9/14 vs. Colorado State
Yards Per Play	7.4	9/14 vs. Colorado State
Points	55	9/14 vs. Colorado State
Sacks By	6	8/31 vs. Portland State
First Downs	26 (3x)	last 9/28 vs. Texas A&M
Penalties	8	last 9/28 vs. Texas A&M
Penalty Yards	70	8/31 vs. Portland State
Turnovers	5	9/21 vs. San Jose State
Interceptions By	3	8/31 vs. Portland State
Punts	6 (3x)	last 10/26 at Alabama
Punting Avg	44.2	10/12 at Kentucky
Long Punt	56	9/14 vs. Colorado State
Punts inside 20	2 (5x)	last 10/26 at Alabama

### ARKANSAS' LONGEST PLAYS

Rush	74	Rakeem Boyd, 10/12 at Kentucky
Pass	62	Starkel to Woods, 9/21 vs. San Jose State
Field Goal	54	Connor Limpert, 9/14 vs. Colorado State
Punt	56	Sam Loy, 9/14 vs. Colorado State
Punt Return	32	Treyton Burks, 9/28 vs. Texas A&M
Kickoff Return	37	De'Vion Warren, 9/7 at Ole Miss
Interception Return	29	Kamren Curl, 8/31 vs. Portland State
Fumble Return	69	Kamren Curl, 9/7 at Ole Miss

### OPPONENT INDIVIDUAL SEASON-HIGHS

Rush Attempts	26	Scottie Phillips, 9/7 at Ole Miss
Yards Rushing	196	Lynn Bowden, 10/12 at Kentucky
TD Rushes	2 (3x)	last Najee Harris, 10/26 at Alabama
Long Rush	75	Marvin Kinsey, 9/14 vs. Colorado State
Pass Attempts	49	Josh Love, 9/21 vs. San Jose State
Pass completions	32	Josh Love, 9/21 vs. San Jose State
Yards Passing	402	Josh Love, 9/21 vs. San Jose State
TD Passes	3 (3x)	last Mac Jones, 10/26 at Alabama
Long Pass	75	Patrick O'Brien, 9/14 vs. Colorado State
Receptions	12	Tre Walker, 9/21 vs. San Jose State
Yards Receiving	161	Tre Walker, 9/21 vs. San Jose State
TD Receptions	2 (4x)	last Jerry Jeudy, 10/26 at Alabama
Long Reception	75	Dante Wright, 9/14 vs. Colorado State
Field Goals	2 (3x)	last Joseph Bulovas, 10/26 at Alabama
Long Field Goal	50 (3x)	last Matt Ruffolo, 10/12 at Kentucky
Punts	6	Ryan Stonehouse, 9/14 Colorado State
Punting Avg.	49.5 (2x)	last Braden Mann, 9/28 vs. Texas A&M
Long Punt	59	Braden Mann, 9/28 vs. Texas A&M
Punts Inside 20	3	Braden Mann, 9/28 vs. Texas A&M
Long Punt Return	18	Josh Ali, 10/12 at Kentucky
Long Kickoff Return	32	A. Hawkins, 9/14 vs. Colorado State
Tackles	15	Romeo Gunt, 8/31 vs. Portland State
Sacks	2.0	Marlon Davidson, 10/19 vs. Auburn
Tackles for Loss	3.0	Marlon Davidson, 10/19 vs. Auburn
Interceptions	2	Bobby Brown II, 9/21 vs. San Jose State

### OPPONENT TEAM GAME-HIGHS

Rushes	54	10/12 at Kentucky
Yards Rushing	330	10/12 at Kentucky
Yards per Rush	6.1	10/12 at Kentucky
TD Rushes	3	10/19 at Auburn
Pass Attempts	49	9/21 vs. San Jose State
Pass Completions	32	9/21 vs. San Jose State
Yards Passing	402	9/21 vs. San Jose State
Yards per Pass Comp.	15.4	9/7 at Ole Miss
TD Passes	4	10/19 vs. Auburn
Total Plays	77	9/7 at Ole Miss
Total Offense	503	9/21 vs. San Jose State
Yards per Play	7.0	10/19 vs. Auburn
Points	51	10/19 vs. Auburn
Sacks By	3 (3x)	last 10/19 vs. Auburn
First Downs	27	9/21 vs. San Jose State
Penalties	10	8/31 vs. Portland State
Penalty Yards	85 (2x)	last 9/21 vs. San Jose State
Turnovers	3	8/31 vs. Portland State
Interceptions By	5	9/21 vs. San Jose State
Punts	6	9/14 vs. Colorado State
Punting Avg.	49.5 (2x)	last 9/28 vs. Texas A&M
Long Punt	59	9/28 vs. Texas A&M
Punts Inside 20	3	9/28 vs. Texas A&M

### OPPONENT'S LONGEST PLAYS

Rush	75	Marvin Kinsey, 9/14 vs. Colorado State
Pass	75	Patrick O'Brien, 9/14 vs. Colorado State
Field Goal	50 (3x)	Matt Ruffolo, 10/12 at Kentucky
Punt	59	Braden Mann, 9/28 vs. Texas A&M
Punt Return	18	Josh Ali, 10/12 at Kentucky
Kickoff Return	32	A. Hawkins, 9/14 vs. Colorado State
Interception Return	84	Trevon Diggs, 10/26 at Alabama
Fumble Return	37	Christian Harris, 10/26 at Alabama

# GAME 9: MISSISSIPPI STATE

## THE LAST TIME ARKANSAS . . .

### RUSHING

Had 500+ yards rushing	vs. South Carolina, 2007 (542)
Had 400+ yards rushing	at Texas Tech, 2014 (438)
Had 400+ yards rushing in consecutive games	at Texas Tech, 2014 (438)
	vs. Nicholls, 2014 (495)
Had 300+ yards rushing	vs. Ole Miss, 2018 (300)
Had 300+ yards rushing in consecutive games	at Texas Tech, 2014 (438)
	vs. Nicholls, 2014 (495)
Had 300+ yards rushing in three consecutive games	at Alabama, 2007 (301)
	vs. Kentucky, 2007 (338)
	vs. North Texas, 2007 (446)
Had 300+ yards rushing in four consecutive games	vs. Troy, 2007 (350)
	at Alabama, 2007 (301)
	vs. Kentucky, 2007 (338)
	vs. North Texas, 2007 (446)
Had 250+ yards rushing	vs. Ole Miss, 2018 (300)
Had 200+ yards rushing	vs. Colorado State, 2019 (215)
Had 200+ yards in consecutive games	vs. Coastal Carolina, 2017 (259) and at Ole Miss, 2017 (265)
Had 70+ rushing attempts	at Kentucky, 2003 (71)
Had 60+ rushing attempts	at Texas Tech, 2014 (68)
Had 50+ rushing attempts	vs. Tulsa, 2018 (53)
Had 7+ rushing TDs	at Texas Tech, 2014 (7)
Had 6+ rushing TDs	vs. UT Martin, 2015 (6)
Had 6+ rushing TDs in consecutive games	vs. Nicholls, 2014 (6)
	at Texas Tech, 2014 (7)
Had 5+ rushing TDs	at Mississippi State, 2016 (5)
Had 5+ rushing TDs in consecutive games	vs. Nicholls, 2014 (6)
	at Texas Tech, 2014 (7)
Had 4+ rushing TDs	vs. Missouri, 2017 (4)
Had 4+ rushing TDs in consecutive games	vs. UT Martin, 2015 (6) and vs. Auburn, 2015 (4)
Had 3+ rushing TDs	vs. Colorado State, 2019 (3)
Had 3+ rushing TDs in consecutive games	vs. Texas A&M, 2017 (3) and vs. New Mexico State, 2017 (3)
Had 3+ rushing TDs in three straight games	at Texas Tech, 2014 (7)
	vs. NIU, 2014 (3)
	vs. Texas A&M, 2014 (3)
Had 2+ players with 100 yards rushing	at Mississippi State, 2016 (Williams III - 205, Whaley - 112)
Had 3+ players with 100 yards rushing	vs. North Texas, 2007 (McFadden - 138, Jones - 132, Barnett - 105)

### PASSING

Had 500+ yards passing	vs. Texas A&M, 2011 (510)
Had 400+ yards passing	vs. Alabama, 2016 (400)
Had 300+ yards passing	vs. San Jose State, 2019 (356)
Had 200+ yards passing	vs. Texas A&M, 2019 (297)
Had 50+ pass attempts	vs. San Jose State, 2019 (50)
Had 40+ pass attempts	vs. Auburn, 2019 (40)
Had 30+ pass attempts	vs. Auburn, 2019 (40)
Had 30+ pass completions	vs. Mississippi State, 2015 (30)
Had 25+ pass completions	vs. Texas A&M, 2019 (27)
Had 20+ pass completions	vs. Texas A&M, 2019 (27)
Had fewer than 10 pass completions	vs. TCU, 2017 (9)
Had 7+ passing TDs	vs. Mississippi State, 2015 (7)
Had 6+ passing TDs	vs. Mississippi State, 2015 (7)
Had 5+ passing TDs	vs. Mississippi State, 2015 (7)
Had 4+ passing TDs	vs. Eastern Illinois, 2018 (4)
Had 3+ passing TDs	vs. San Jose State, 2019 (3)
Had 5+ passes intercepted	vs. San Jose State, 2019 (5)
Had 4+ passes intercepted	vs. San Jose State, 2019 (5)
Had 3+ passes intercepted	vs. San Jose State, 2019 (5)

### RECEIVING

Had two players with 100 yards receiving	at Ole Miss, 2015 (Morgan - 122, Reed - 105)
Had 10+ different receivers catch a pass	at Ole Miss, 2019 (10)
Had 9+ different receivers catch a pass	vs. Texas A&M, 2019 (9)
Had 8+ different receivers catch a pass	vs. Texas A&M, 2019 (9)
Had multiple players catch 7+ passes in a game	vs. Mississippi State, 2015 (2)
	(Morgan - 7 & Henry - 7)

### COMBINATION OFFENSE

Had one 300-yard passer and one 100-yard rusher in a game	vs. Colorado State, 2019
	(Starkel - 305 pass & Boyd - 122 rush)
Had one 300-yard passer and one 200-yard rusher in a game	at Mississippi State, 2016
	(Allen - 303 pass & Williams III - 205 rush)
Had one 100-yard receiver and one 100-yard rusher in a game	at Missouri, 2016
	(Hatcher - 106 receiving & Williams III - 117 rush)
Had one 100-yard receiver and one 100-yard rusher in consecutive games	at Missouri, 2016
	(Hatcher - 106 receiving & Williams III - 117 rush)
Had one 200-yard rusher and one 100-yard receiver in a game	vs. South Carolina, 2006
	(McFadden - 219 rushing & Monk - 192 receiving)
Had one 150-yard rusher and one 150-yard receiver in a game	vs. Texas A&M, 2015
	(Collins - 151 rushing & Morgan - 155 receiving)
Had four different receivers catch a touchdown pass	at Mississippi State, 2015
	(Sprinkle - 3, Henry - 2, Morgan - 1, Cornelius - 1)
Had two 100-yard rushers	at Mississippi State, 2015
	(Williams III - 205 & Whaley - 112)

Had two 100-yard rushers in consecutive games	at Texas Tech, 2014 (Collins - 145 & Williams - 212)
	vs. Nicholls, 2014 (Collins - 143 & Williams - 131)
Had a 200-yard rusher and a 100-yard rusher in a game	at Mississippi State, 2015
	(Williams III - 205 & Whaley - 112)
Had two 150-yard rushers in a game	vs. South Carolina, 2007
	(McFadden - 321 & Jones - 166)
Had three 100-yard rushers in a game	vs. North Texas, 2007
	(McFadden - 138, Jones - 132 & Barnett - 105)
Had two 100-yard receivers in a game	at Ole Miss, 2015
	(Morgan - 122 & Reed - 105)

### TOTAL OFFENSE

Had 700+ yards total offense	vs. North Texas, 2007 (713)
Had 600+ yards total offense	at Mississippi State, 2016 (663)
Had 550+ yards total offense	at Mississippi State, 2016 (663)
Had 500+ yards total offense	vs. Colorado State, 2019 (520)
Had 400+ yards total offense	vs. San Jose State, 2019 (487)
Had 500+ yards total offense in consecutive games	at Mississippi State, 2016 (661)
	at Missouri, 2016 (503)
Had 85+ plays total offense	at Missouri, 2016 (85)
Had 80+ plays total offense	vs. San Jose State, 2019 (82)
Had 75+ plays total offense	vs. San Jose State, 2019 (82)

### SCORING

Scored 70+ points	vs. Nicholls, 2014 (73)
Scored 60+ points	vs. UT Martin, 2015 (63)
Scored 50+ points	vs. Colorado State, 2019 (55)
Scored 40+ points	vs. Colorado State, 2019 (55)
Scored 30+ points	vs. Colorado State, 2019 (55)
Scored 40+ points in three consecutive games	vs. Auburn, 2015 (54)
	vs. UT Martin, 2015 (63)
	at Ole Miss, 2015 (53)
Scored 30+ points in five consecutive games	vs. Auburn, 2015 (54)
	vs. UT Martin, 2015 (63)
	at Ole Miss, 2015 (53)
	at LSU, 2015 (31)
	vs. Mississippi State, 2015 (50)
Scored 40+ points in a half	vs. Nicholls, 2014 (56)
Scored 30+ points in a half	at Eastern Illinois, 2018 (38)
Scored 35+ points in a quarter	vs. Nicholls, 2014 (35)
Scored 28+ points in a quarter	vs. Eastern Illinois, 2018 (2nd-28)
Scored 50+ points in consecutive games	at Ole Miss, 2015 (53)
	vs. UT Martin, 2015 (63)
Scored 50+ points in three consecutive games	vs. Auburn, 2015 (54)
	at Ole Miss, 2015 (53)
	vs. UT Martin, 2015 (63)
Scored 50+ points in consecutive SEC games	vs. Auburn, 2015 (54)
	at Ole Miss, 2015 (53)
Both teams combined for 100+ points	at Mississippi State, 2016 (W, 58-42)
Allowed 60+ points	vs. Alabama, 2018 (65)
Allowed 50+ points	vs. Auburn, 2019 (51)
Allowed 40+ points	at Alabama, 2019 (48)
Allowed 30+ points	at Alabama, 2019 (48)
Was held scoreless	at Missouri, 2018 (38-0)
Was held scoreless at Donald W. Reynolds Razorback Stadium	vs. Alabama, 2012 (52-0)
Was held scoreless on the road	at Missouri, 2018 (38-0)
Was held scoreless at a neutral site	vs. Ole Miss, 1959 (28-0)
Won a game without a rushing TD	vs. Kansas State, 2011
Won a game without a passing TD	vs. Portland State, 2019
Won a game in the last 25 seconds of regulation with a TD	at Georgia, 2010
Won a game in the last 25 seconds of regulation with a field goal	at Ole Miss, 2017
Held opponent scoreless	vs. Tulsa, 2018 (23-0)
Held opponent scoreless at Donald W. Reynolds Razorback Stadium	vs. Tulsa, 2018 (23-0)
Held opponent scoreless on the road	at South Carolina, 2002 (23-0)
Held opponent without a touchdown	vs. Tulsa, 2018 (23-0)
Held opponent without an offensive touchdown	vs. Tulsa, 2018 (23-0)
Held two opponents scoreless in one season	vs. LSU, 2014 (17-0)
	vs. Ole Miss, 2014 (30-0)
Held three opponents scoreless in one season	vs. LSU, 1982 (38-0)
	vs. TCU, 1982 (35-0)
	vs. Texas A&M, 1982 (35-0)
Held an opponent scoreless in consecutive games	vs. LSU, 2014 (17-0)
	vs. Ole Miss, 2014 (30-0)
Held an SEC opponent scoreless	vs. Ole Miss, 2014 (30-0)
Held an SEC opponent scoreless in consecutive games	vs. LSU, 2014 (17-0)
	vs. Ole Miss, 2014 (30-0)
Held two SEC opponents scoreless in one season	vs. LSU, 2014 (17-0)
	vs. Ole Miss, 2014 (30-0)
Scored on the first offensive play of the game	vs. Nicholls, 2014 (Hatcher - 82-yard rush)
Scored on the first offensive series of the game	vs. Colorado State, 2019 (Knox 24-yd pass)
Scored a two-point conversion passing	vs. Coastal Carolina, 2017 (Cole Kelley to Jeremy Patton)
Scored a two-point conversion rushing	at Mississippi State, 2016 (Keon Hatcher rush)
Had three players with 2 TDs in a game	vs. Eastern Michigan, 2009 (Green - 2, Davis - 2 & Adams - 2)



## THE LAST TIME ARKANSAS . . .

### DEFENSE

Held opponent to 10 or fewer first downs: . . . vs. Florida A&M, 2017 (9)  
 Held opponent to 0 or fewer yards rushing: . . . vs. Wisconsin, 2007 (-5)  
 Held opponent to 25 or fewer yards rushing: . . . vs. New Mexico State, 2017 (11)  
 Held opponent to 50 or fewer yards rushing: . . . at Colorado State, 2018 (40)  
 Held opponent to 50 or fewer yards passing: . . . vs. Vanderbilt, 2010 (36)  
 Held opponent to 100 or fewer yards rushing: . . . vs. Texas A&M, 2019 (89)  
 Held opponent to 100 or fewer yards passing: . . . at Kentucky, 2019 (88)  
 Held opponent to 200 or fewer yards total offense: . . . vs. Florida A&M, 2017 (175)  
 Held opponent to 250 or fewer yards total offense: . . . vs. Portland State, 2019 (230)  
 Held opponent to 300 or fewer yards total offense: . . . vs. Portland State, 2019 (230)  
 Intercepted 5+ passes: . . . vs. Florida International, 2007 (5)  
 Intercepted 4+ passes: . . . vs. Mississippi State, 2007 (4)  
 Intercepted 3+ passes: . . . vs. Portland State, 2019 (3)  
 Scored a safety: . . . vs. Toledo, 2015  
 Scored a touchdown: . . . vs. Texas A&M, 2019 (DeJon Harris - FR)  
 Recorded 8+ sacks: . . . at Auburn, 2012 (8)  
 Recorded 7+ sacks: . . . at Auburn, 2012 (8)  
 Recorded 6+ sacks: . . . vs. Portland State, 2019 (6)  
 Recorded 5+ sacks: . . . vs. Portland State, 2019 (6)  
 Recorded 4+ sacks: . . . vs. Texas A&M, 2019 (4)  
 Had 3 players with 10+ tackles: . . . at Kentucky, 2019  
 . . . Joe Foucha (11), DeJon Harris (10), Bumper Pool (10)

### SPECIAL TEAMS

Returned a punt for a TD: . . . vs. Kansas State, 2011 (Adams - 51 yards)  
 Returned two punts for TDs: . . . vs. Missouri State, 2011 (Adams - 61 yards, 69 yards)  
 Returned a blocked punt for a TD: . . . vs. Eastern Michigan, 2009 (Armbrust - 1 yard)  
 Returned a kickoff for a TD: . . . vs. Auburn, 2017 (Warren - 100)  
 Returned a game-opening kickoff for a TD: . . . vs. Northern Illinois, 2014 (Marshall - 97)  
 Returned a season-opening kickoff for a TD: . . . vs. Missouri State, 2009 (D. Johnson - 91 yards)  
 Returned a blocked FG for a TD: . . . at Mississippi State, 2004 (Brown - 76 yards)  
 Blocked one punt: . . . at Alabama, 2015 (Sprinkle)  
 Punted 10+ times: . . . at Auburn, 2016 (10)  
 Did not punt: . . . vs. Alcorn State, 2016  
 Blocked a field goal: . . . vs. Alcorn State, 2016 (Dan Skipper)  
 Had a punt blocked: . . . at Auburn, 2018 (Jordyn Peters)  
 Scored on a fake punt: . . . vs. Texas A&M, 2014 (Sam Irwin-Hill - 51 yard rush)  
 Scored on a fake field goal: . . . vs. UAB, 2014 (Sebastian Tretola 6 yard pass to Alan D'Appollonio)  
 Had a field goal blocked: . . . vs. Kansas State, 2015/16 (Marquel Bryant)  
 Blocked a PAT kick: . . . vs. Eastern Illinois, 2018 (Bumper Pool)  
 Missed a kicking PAT: . . . at Alabama, 2017 (Connor Limpert)  
 Had a kicking PAT blocked: . . . vs. Georgia, 2014 (Ray Drew)

### MISCELLANEOUS

Had 35+ first downs: . . . at Ole Miss, 2015 (35)  
 Had 30+ first downs: . . . vs. Kansas State, 2015 (30)  
 Had 25+ first downs: . . . vs. Texas A&M, 2019 (26)  
 Had 20+ first downs: . . . vs. Texas A&M, 2019 (26)  
 Had 20+ passing first downs: . . . vs. Mississippi State, 2015 (21)  
 Had 20+ rushing first downs: . . . at Texas Tech, 2014 (24)  
 Had 15+ penalties: . . . vs. Air Force, 1975 (17)  
 Had 10+ penalties: . . . vs. North Texas, 2018 (10)  
 Had no penalties: . . . at Alabama, 2019  
 Had 100+ yards in penalties: . . . vs. Texas A&M, 2011 (112)  
 Had 35 minutes+ of possession time: . . . vs. Tulsa, 2018 (35:26)  
 Was involved in an overtime game: . . . vs. Texas A&M, 2017 (L, 50-43)  
 Defeated a ranked opponent: . . . vs. No. 10 Florida, 2016 (31-10)  
 Defeated a ranked opponent on the road: . . . at No. 15 TCU, 2016 (41-38)  
 Defeated ranked opponents in consecutive games: . . . at No. 18 Ole Miss, 2015 (53-52, OT)  
 . . . at No. 9 LSU, 2015 (31-14)  
 Won game on final offensive play: . . . at Ole Miss, 2017 (34-yard field goal)  
 Zero sacks allowed in a game: . . . vs. Tulsa, 2018  
 Zero sacks allowed in consecutive games: . . . vs. Toledo, 2015  
 . . . vs. Texas Tech, 2015  
 Zero sacks allowed in three consecutive games: . . . vs. UTEP, 2015  
 . . . vs. Toledo, 2015  
 . . . vs. Texas Tech, 2015  
 Came back from 15+ points down to win: . . . at Ole Miss, 2017 (down 24 - won 38-37)  
 Recorded more points than plays: . . . vs. UT Martin, 2015 (63 points, 56 plays)

## THE LAST TIME AN ARKANSAS PLAYER . . .

### RUSHING

Rushed 40+ times:	DeCori Birmingham at Kentucky, 2003 (40)
Rushed 35+ times:	Michael Smith at Kentucky, 2008 (35)
Rushed 30+ times:	Alex Collins vs. Missouri, 2015 (30)
Rushed 25+ times:	Devwah Whaley at Colorado State, 2018 (26)
Rushed for 300+ yards:	Darren McFadden vs. South Carolina, 2007 (321)
Rushed for 250+ yards:	Darren McFadden vs. South Carolina, 2007 (321)
Rushed for 200+ yards:	Rawleigh Williams III at Mississippi State, 2016 (205)
Rushed for 175+ yards:	Rawleigh Williams III at Mississippi State, 2016 (205)
Rushed for 150+ yards:	Devwah Whaley at Colorado State, 2018 (165)
Rushed for 125+ yards:	Rakeem Boyd at Kentucky, 2019 (134)
Rushed for 100+ yards:	Rakeem Boyd at Kentucky, 2019 (134)
Rushed for 100+ yards as a true freshman in his first career game:	Chase Hayden vs. Florida A&M, 2017 (120)
Rushed for 100+ yards (quarterback):	Matt Jones vs. Ole Miss, 2004 (126)
Rushed for 150+ yards in consecutive games:	Alex Collins at Texas Tech, 2015 (170)
	vs. Texas A&M, 2015 (151)
	at Tennessee, 2015 (154)
Rushed for 100+ yards in consecutive games:	Rakeem Boyd vs. Alabama, 2018 (102)
	vs. Ole Miss, 2018 (109)
Rushed for 5+ touchdowns:	Alex Collins vs. UT Martin, 2015 (5)
Rushed for 4+ touchdowns:	Rawleigh Williams III at Mississippi State, 2016 (4)
Rushed for 3+ touchdowns:	Rawleigh Williams III at Mississippi State, 2016 (4)
Rushed for 3+ touchdowns (quarterback):	Matt Jones vs. New Mexico State, 2003 (3)
Rushed for 2+ touchdowns:	Rakeem Boyd at Kentucky, 2019 (2)
Had three players rush for touchdowns:	Hammonds (1), Whaley (1), Cantrell (1) and Kelley (1) vs. Coastal Carolina, 2017
Had four players rush for touchdowns:	Hammonds (1), Whaley (1), Cantrell (1) and Kelley (1) vs. Coastal Carolina, 2017
Had a run of 80+ yards:	T.J. Hammonds vs. Coastal Carolina, 2017 (88)
Had a run of 70+ yards:	Rakeem Boyd at Kentucky, 2019 (74)
Had a run of 60+ yards:	Rakeem Boyd at Kentucky, 2019 (74)
Had a run of 50+ yards:	Rakeem Boyd at Kentucky, 2019 (74)
Had multiple players with a run of 50+ yards:	Rawleigh Williams III (72) & Devwah Whaley (50) at Mississippi State, 2016

### PASSING

Passed for 500+ yards:	Tyler Wilson vs. Texas A&M, 2011 (510)
Passed for 450+ yards:	Tyler Wilson vs. Texas A&M, 2011 (510)
Passed for 400+ yards:	Austin Allen vs. Alabama, 2016 (400)
Passed for 350+ yards:	Nick Starkel vs. San Jose State, 2019 (356)
Passed for 300+ yards:	Nick Starkel vs. San Jose State, 2019 (356)
Passed for 250+ yards:	Nick Starkel vs. San Jose State, 2019 (356)
Passed for 200+ yards:	Nick Starkel vs. San Jose State, 2019 (356)
Attempted 50+ passes:	Nick Starkel vs. San Jose State, 2019 (50)
Attempted 45+ passes:	Nick Starkel vs. San Jose State, 2019 (50)
Attempted 35+ passes:	Ben Hicks vs. Auburn, 2019 (39)
Attempted 30+ passes:	Ben Hicks vs. Auburn, 2019 (39)
Completed 25+ passes:	Nick Starkel vs. San Jose State, 2019 (28)
Completed 20+ passes:	Nick Starkel vs. San Jose State, 2019 (28)
Threw 4+ touchdown passes:	Brandon Allen vs. Mississippi State, 2015 (7)
Threw 3+ touchdown passes:	Nick Starkel vs. San Jose State, 2019 (3)
Threw 2+ touchdown passes:	Nick Starkel vs. Colorado State, 2019 (3)
Threw 2+ touchdown passes in consecutive games:	Austin Allen vs. Texas A&M, 2017 (2)
	vs. New Mexico State, 2017 (3)
Threw 5+ interceptions:	Nick Starkel vs. San Jose State, 2019 (5)
Threw 4+ interceptions:	Nick Starkel vs. San Jose State, 2019 (5)
Threw 3+ interceptions:	Nick Starkel at Alabama, 2019 (3)
Completed pass for 90+ yards:	Matt Jones at Tennessee, 2002 (92)
Completed pass for 80+ yards:	Tyler Wilson vs. Rutgers, 2012 (80)
Completed pass for 70+ yards:	Austin Allen vs. Texas State, 2016 (73)
Completed pass for 60+ yards:	Nick Starkel vs. San Jose State, 2019 (62)
Completed pass for 50+ yards:	Nick Starkel vs. San Jose State, 2019 (62)

### RECEIVING

Caught 10+ passes:	Cobi Hamilton vs. LSU, 2012 (10)
Caught 9+ passes:	Drew Morgan at Ole Miss, 2015 (9)
Caught 8+ passes:	Cheyenne O'Grady vs. Texas A&M, 2019 (8)
Caught 7+ passes:	Cheyenne O'Grady vs. Texas A&M, 2019 (8)
Caught 10+ passes in consecutive games:	Cobi Hamilton vs. Tulsa, 2012 (11)
	vs. Ole Miss, 2012 (12)
Had 300+ yards receiving:	Cobi Hamilton vs. Rutgers, 2012 (303)
Had 200+ yards receiving:	Cobi Hamilton vs. Rutgers, 2012 (303)
Had 175+ yards receiving:	Cobi Hamilton vs. Tulsa, 2012 (177)
Had 150+ yards receiving:	Drew Morgan vs. Texas A&M, 2015 (155)
Had 100+ yards receiving:	Mike Woods vs. San Jose State, 2019 (115)
Had 100+ yards receiving in consecutive games:	Jordan Jones vs. Missouri, 2017 (122)
	vs. Eastern Illinois, 2018 (132)
Had 100+ yards receiving (tight end):	Hunter Henry vs. Mississippi State, 2015 (129)
Caught 3+ TD passes:	Jeremy Sprinkle vs. Mississippi State, 2015 (3)
Caught 2+ TD passes:	Cheyenne O'Grady vs. LSU, 2018 (2)
Caught 2+ TD passes (tight end):	Cheyenne O'Grady vs. LSU, 2018 (2)
2+ tight ends caught TD passes:	Hunter Henry (2) & Jeremy Sprinkle (3) vs. Mississippi State, 2015

### TOTAL OFFENSE

Had 450+ yards total offense:	Tyler Wilson vs. Texas A&M, 2011 (481)
Had 400+ yards total offense:	Brandon Allen vs. Mississippi State, 2015 (411)
Had 350 yards+ total offense:	Nick Starkel vs. San Jose State, 2019 (364)
Had 300 yards+ total offense:	Nick Starkel vs. San Jose State, 2019 (364)
Had 100 yards both passing and rushing:	Matt Jones vs. Ole Miss, 2004 (Rushing - 126, Passing - 108)

### SCORING

Accounted for 5+ touchdowns:	Rawleigh Williams III at Mississippi State, 2016 (5)
Accounted for 4+ touchdowns:	Ty Storey vs. Eastern Illinois, 2018 (4)
Accounted for 3+ touchdowns:	Nick Starkel vs. San Jose State, 2019 (3)
Scored 4+ touchdowns:	Rawleigh Williams III at Mississippi State, 2016 (5)
Scored 3+ touchdowns:	Rawleigh Williams III at Mississippi State, 2016 (5)
Scored 2+ touchdowns:	Rakeem Boyd at Kentucky, 2019 (2)
Multiple players score 2+ touchdowns:	Chase Hayden (2) and Jonathan Nance (2) vs. New Mexico State, 2017

### DEFENSE

Intercepted 3+ passes:	Michael Grant vs. Louisiana-Monroe, 2006 (3)
Intercepted 2+ passes:	Dre Greenlaw vs. Texas A&M, 2018 (2)
Recovered 2+ fumbles:	Chevin Calloway vs. Eastern Illinois, 2018 (2)
Forced 2+ fumbles:	McTelvin Agim at Colorado State, 2018 (2)
Recorded 5+ sacks:	Wayne Martin vs. Ole Miss, 1988 (5.0)
Recorded 3+ sacks:	Chris Smith vs. Southern Miss, 2013 (3.0-22)
Recorded 2+ sacks:	Jamario Bell vs. Texas A&M, 2019 (2.0-11)
Recorded 5+ tackles for loss:	Jermaine Brooks vs. Auburn, 2001 (5-16)
Recorded 3+ tackles for loss:	McTelvin Agim vs. Tulsa, 2018 (3.5-18)
Recorded 20+ tackles:	Jerry Franklin at Mississippi State, 2010 (20)
Recorded 10+ tackles:	Joe Foucha at Alabama, 2019 (13)
Recorded 10+ tackles in back-to-back games:	De'Jon Harris at Kentucky (10)
	vs. Auburn (10)
Recorded 10+ tackles in three straight games:	De'Jon Harris vs. Texas A&M, 2018 (16)
	vs. Alabama, 2018 (11)
	vs. Ole Miss, 2018 (13)
Recorded 15+ tackles in back-to-back games:	Tony Bua vs. Kentucky, 2003 (15)
	vs. South Carolina, 2003 (19)
Recorded 15+ tackles twice in one season:	Brooks Ellis vs. Alabama, 2015 (15)
	vs. Mississippi State, 2015 (15)
Returned an interception for a touchdown:	Santos Ramirez vs. Florida, 2016
Returned a fumble for a touchdown:	De'Jon Harris (6) vs. Texas A&M, 2019

### SPECIAL TEAMS

Scored 10+ points kicking:	Connor Limpert vs. Colorado State, 2019 (13)
Made 5+ field goals:	Kendall Trainor vs. Texas A&M, 1988 (5)
Made 4+ field goals:	Connor Limpert vs. Ole Miss, 2018 (4)
Made two field goals of 50+ yards:	Steve Little vs. Oklahoma State, 1976 (53 & 57)
Made one field goal of 50+ yards:	Connor Limpert vs. Colorado State, 2019 (54)
Kicked a punt of 70+ yards:	Sam Irwin-Hill vs. South Carolina, 2013 (79)
Kicked a punt of 60+ yards:	Reid Bauer vs. Ole Miss, 2018 (64)
Punted 10+ times:	Toby Baker at Auburn, 2016 (10)
Totaled 175+ kick return yards:	DeCori Birmingham vs. Alabama, 2002 (197)
Totaled 150+ kick return yards:	Dennis Johnson at Texas, 2008 (150)
Totaled 100+ kick return yards:	De'Vion Warren at Coastal Carolina, 2017 (104)
Totaled 50+ punt return yards:	D.J. Dean vs. Nicholls, 2014 (94)

## THE LAST TIME AN OPPONENT ...

### RUSHING

Had 500+ yards rushing:	at Auburn, 2016 (543)
Had 400+ yards rushing:	at Auburn, 2016 (543)
Had 300+ yards rushing:	at Kentucky, 2019 (330)
Had 200+ yards rushing:	vs. Auburn, 2019 (298)
Had 70+ rushing attempts:	at Mississippi State, 2010 (70)
Had 60+ rushing attempts:	Missouri, 2017 (60)
Had 50+ rushing attempts:	Auburn, 2019 (51)
Had 7+ rushing TDs:	at Auburn, 2016 (7)
Had 6+ rushing TDs:	at Auburn, 2016 (7)
Had 5+ rushing TDs:	Auburn, 2017 (5)
Had 4+ rushing TDs:	Vanderbilt, 2018 (4)

### PASSING

Had 500+ yards passing:	Mississippi State, 2015 (508)
Had 400+ yards passing:	San Jose State, 2019 (402)
Had 300+ yards passing:	San Jose State, 2019 (402)
Had 200+ yards passing:	at Alabama, 2019 (280)
Had 60+ pass attempts:	Louisiana-Monroe, 2012 (68)
Had 50+ pass attempts:	at Colorado State, 2018 (50)
Had 40+ pass attempts:	San Jose State, 2019 (49)
Had 30+ pass attempts:	at Alabama, 2019 (30)
Had 40+ pass completions:	Louisiana-Monroe, 2012 (42)
Had 30+ pass completions:	San Jose State, 2019 (32)
Had 25+ pass completions:	San Jose State, 2019 (32)
Had 20+ pass completions:	at Alabama, 2019 (24)
Had 5+ passing TDs:	at Mississippi State, 2018 (5)
Had 4+ passing TDs:	Auburn, 2019 (4)
Had 3+ passing TDs:	at Alabama, 2019 (3)

### RECEIVING

Had two players with 100-yards receiving in a game:	Alabama, 2018 (Jerry Jeudy, 135 - Irv Smith Jr., 123)
Had 4+ players catch 5+ passes:	at TCU, 2016 (Kyle Hicks - 8, K. Turpin - 7, Ty Slanina - 7 & Desmond White - 5)
Had 3+ players catch 5+ passes:	Missouri, 2017 (J'Mon Moore - 10, Al Okwuegbunam - 5, Nate Brown - 5)
Had 10+ players catch a pass:	UT Martin, 2015 (10)
Had 8+ players catch a pass:	San Jose State, 2019 (9)

### TOTAL OFFENSE

Had 700+ yards total offense:	at Southern California, 2005 (736)
Had 650+ yards total offense:	Missouri, 2017 (696)
Had 600+ yards total offense:	Ole Miss, 2018 (611)
Had 550+ yards total offense:	Ole Miss, 2018 (611)
Had 500+ yards total offense:	San Jose State, 2019 (503)
Had 400+ yards total offense:	at Alabama, 2019 (459)
Had 100+ plays total offense:	Missouri, 2017 (102)
Had 90+ plays total offense:	Missouri, 2017 (102)
Had 80+ plays total offense:	Eastern Illinois, 2018 (81)
Had 75+ plays total offense:	North Texas, 2018 (75)

### SCORING

Scored 70+ points:	at Southern California, 2005 (70)
Scored 60+ points:	Alabama, 2018 (65)
Scored 50+ points:	Auburn, 2019 (51)
Scored 40+ points:	at Alabama, 2019 (48)
Scored 30+ points:	at Alabama, 2019 (48)
Scored a two-point conversion rushing:	at LSU, 2007
Scored a two-point conversion passing:	at Colorado State, 2018
Failed on a two-point conversion attempt:	vs. Texas A&M, 2017

### TURNOVERS

Had 5+ fumbles:	Eastern Illinois, 2018 (6, lost 5)
Had 4+ fumbles lost:	Eastern Illinois, 2018 (5)
Had 3+ fumbles lost:	Eastern Illinois, 2018 (5)
Committed 5+ turnovers:	Eastern Illinois, 2018 (5)
Did not commit a turnover:	Vanderbilt, 2018
Intercepted 8+ Arkansas passes:	at SMU, 1951 (8)
Intercepted 7+ Arkansas passes:	at SMU, 1951 (8)
Intercepted 6+ Arkansas passes:	North Texas, 2018 (6)
Intercepted 5+ Arkansas passes:	San Jose State, 2019 (5)
Intercepted 4+ Arkansas passes:	San Jose State, 2019 (5)
Intercepted 3+ Arkansas passes:	at Alabama, 2019 (3)
Returned an interception for a touchdown:	at Alabama, 2019
Returned a fumble for a touchdown:	at Missouri, 2018

### DEFENSE

Held Arkansas to 10 or fewer first downs:	at Alabama, 2015 (10)
Recorded 9+ sacks:	Oklahoma, 2001 (9.0-55)
Recorded 8+ sacks:	Oklahoma, 2001 (9.0-55)
Recorded 7+ sacks:	Alabama, 2016 (7.0-53)
Recorded 6+ sacks:	vs. Auburn, 2017 (6.0-34)
Scored a safety:	at Auburn, 2008
Held Arkansas to 50 or fewer yards rushing:	LSU, 2018 (16)
Held Arkansas to 25 or fewer yards rushing:	LSU, 2018 (16)
Held Arkansas to 100 or fewer yards passing:	at Texas Tech, 2014 (61)
Held Arkansas to 50 or fewer yards passing:	South Carolina, 2013 (30)
Held Arkansas to 300 or less yards total offense:	at Alabama, 2019 (213)
Held Arkansas to 200 or less yards total offense:	at Missouri, 2018 (187)
Held Arkansas to 100 or fewer yards both rushing & passing:	Alabama, 2012 (Rush - 58, Pass - 79)

### SPECIAL TEAMS

Returned a punt for a TD:	North Texas, 2018
Returned a kickoff for a TD:	vs. Texas A&M, 2018
Punted 10+ times:	Chattanooga, 2007 (12)
Punted 10+ times in consecutive games:	North Texas, 2007 (10)
Did not punt:	Chattanooga, 2007 (12)
Missed a kicking PAT:	Alabama, 2018
Missed two kicking PATs:	Eastern Illinois, 2018
Blocked a field goal:	at LSU, 2017
Blocked a punt:	Kansas State, 2015
	at Auburn, 2018

### MISCELLANEOUS

Had 30+ first downs:	Ole Miss, 2018 (32)
Had 10+ penalties:	Portland State, 2019 (10)
Had 100+ yards in penalties:	North Texas, 2018 (102)
Had 35+ minutes of possession time:	at Kentucky, 2019 (35:05)
Had two 100-yard rushers and one 100-yard receiver:	Texas A&M, 2017 (Kellen Mond - 109 rushing, Keith Ford - 102 rushing & Christian Kirk - 110 receiving)
Had one 100-yard rusher and one 100-yard receiver:	at Ole Miss, 2019 (Scottie Phillips - 143 rushing & Elijah Moore - 130 receiving)
Had one 100-yard rusher and two 100-yard receivers:	Alabama, 2018 (Damien Harris - 111 rushing, Jerry Jeudy - 135 receiving & Irv Smith Jr. - 123 receiving)



## LAST TIME AN INDIVIDUAL OPPONENT . . .

### INDIVIDUAL RUSHING

Rushed 40+ times: . . . . . Travis Stephens (41), Tennessee (2001)  
 Rushed 35+ times: . . . . . Ish Witter (39), Missouri (2017)  
 Rushed 30+ times: . . . . . Ish Witter (39), Missouri (2017)  
 Rushed for 200+ yards: . . . . . Derrius Guice (252), LSU (2016)  
 Rushed for 175+ yards: . . . . . Lynn Bowden (196), at Kentucky (2019)  
 Rushed for 150+ yards: . . . . . Lynn Bowden (196), at Kentucky (2019)  
 Rushed for 125+ yards: . . . . . Lynn Bowden (196), at Kentucky (2019)  
 Rushed for 100+ yards: . . . . . Lynn Bowden (196), at Kentucky (2019)  
 Rushed for 4+ touchdowns: . . . . . Nick Fitzgerald (4), Mississippi State (2016)  
 Rushed for 3+ touchdowns: . . . . . Ke'Shawn Vaughn (3), Vanderbilt (2018)  
 Had a run of 80+ yards: . . . . . Johnathon Johnson (82), Missouri (2016)  
 Had a run of 70+ yards: . . . . . Marvin Kinsey (75), Colorado State (2019)  
 Had a run of 60+ yards: . . . . . Marvin Kinsey (75), Colorado State (2019)  
 Had a run of 50+ yards: . . . . . Kam Martin (52), Auburn (2019)

### INDIVIDUAL PASSING

Passed for 500+ yards: . . . . . Dak Prescott (508), Mississippi State (2015)  
 Passed for 450+ yards: . . . . . Dak Prescott (508), Mississippi State (2015)  
 Passed for 400+ yards: . . . . . Josh Love (402), San Jose State (2019)  
 Passed for 300+ yards: . . . . . Josh Love (402), San Jose State (2019)  
 Attempted 60+ passes: . . . . . Kolton Browning (67), Louisiana-Monroe (2012)  
 Attempted 50+ passes: . . . . . Kenny Hill (56), TCU (2016)  
 Attempted 40+ passes: . . . . . Josh Love (49), San Jose State (2019)  
 Completed 40+ passes: . . . . . Kolton Browning (42), Louisiana-Monroe (2012)  
 Completed 30+ passes: . . . . . Josh Love (32), San Jose State (2019)  
 Completed 20+ passes: . . . . . Kellen Mond (23), Texas A&M (2019)  
 Threw 5+ touchdown passes: . . . . . Drew Lock (5), Missouri (2017)  
 Threw 4+ touchdown passes: . . . . . Nick Fitzgerald (4), at Mississippi State (2018)  
 Threw 3+ touchdown passes: . . . . . Mac Jones (3), at Alabama (2019)  
 Completed a pass for 90+ yards: . . . . . Trevor Knight (92), Texas A&M (2016)  
 Completed a pass for 80+ yards: . . . . . Kellen Mond (81), Texas A&M (2017)  
 Completed a pass for 70+ yards: . . . . . Patrick O'Brien (75), Colorado State (2019)  
 Completed a pass for 60+ yards: . . . . . Patrick O'Brien (75), Colorado State (2019)

### INDIVIDUAL RECEIVING

Caught 15+ passes: . . . . . Willie Gosha (17), Auburn (1995)  
 Caught 10+ passes: . . . . . Tre Walker (12), San Jose State (2019)  
 Caught 7+ passes: . . . . . Jerry Jeudy (7), at Alabama (2019)  
 Had 200+ yards receiving: . . . . . Jamayel Smith (208), Mississippi State (2007)  
 Had 150+ yards receiving: . . . . . Tre Walker (161), San Jose State (2019)  
 Had 100+ yards receiving: . . . . . Jerry Jeudy (103), at Alabama (2019)  
 Caught 3+ TD passes: . . . . . A. Hollins (3), Eastern Illinois (2018)  
 Caught 2+ TD passes: . . . . . Jerry Jeudy (2), at Alabama (2019)

### INDIVIDUAL TOTAL OFFENSE

Had 400+ yards total offense: . . . . . Jordan Ta'amu (528; Pass - 387, Rush - 141), Ole Miss (2018)  
 Had 300+ yards total offense: . . . . . Josh Love (393; Pass - 402, Rush - (-9)), San Jose State (2019)  
 Had 100 yards both passing and rushing: . . . . . Jordan Ta'amu (528; Pass - 387, Rush - 141), Ole Miss (2018)

### INDIVIDUAL SCORING

Accounted for 6+ touchdowns: . . . . . Nick Fitzgerald (Mississippi State), 2016 (6)  
 Accounted for 5+ touchdowns: . . . . . Nick Fitzgerald (Mississippi State), 2018 (5)  
 Accounted for 4+ touchdowns: . . . . . Bo Nix (Auburn), 2018 (3 pass, 1 rush)  
 Scored 4+ touchdowns: . . . . . Peyton Barber (Auburn), 2015 (4)  
 Scored 3+ touchdowns: . . . . . Derrius Guice (3), LSU (2017)

### INDIVIDUAL DEFENSE

Intercepted 3+ passes: . . . . . Minkah Fitzpatrick (3), Alabama (2016)  
 Intercepted 2+ passes: . . . . . Bobby Brown II (2), San Jose State (2019)  
 Recorded 3+ sacks: . . . . . Jordan Elliott (3.0), at Missouri (2018)  
 Recorded 2+ sacks: . . . . . Marlon Davidson (2.0), Auburn (2019)

### SPECIAL TEAMS

Kicked 5+ field goals: . . . . . Dan Nystrom (5-5), Minnesota (2002)  
 Kicked four field goals: . . . . . Wyatt Bryan (4-4), at Colorado State (2018)  
 Returned a punt for a TD: . . . . . Keegan Brewer, North Texas (2018)  
 Returned a kick for a TD: . . . . . Jashaun Corbin, vs. Texas A&M (2018)

## GAME 9: MISSISSIPPI STATE

### ARKANSAS BIG PLAYS FROM SCRIMMAGE

Opponent	Rushing					Passing			
	10-19	20-29	30-39	40-49	50+	20-29	30-39	40-49	50+
Portland State	6	1	0	0	0	2	1	0	0
at Ole Miss	4	0	0	0	0	3	1	2	0
Colorado State	2	2	0	0	1	3	1	0	1
San Jose State	4	0	0	0	0	1	1	1	1
vs. Texas A&M	4	1	0	0	0	3	1	0	0
at Kentucky	2	1	0	0	1	1	0	0	0
Auburn	2	0	0	0	0	0	0	1	0
at Alabama	3	0	0	0	0	1	0	0	0
Mississippi State									
WKU									
at LSU									
Missouri									
<b>TOTAL</b>	<b>27</b>	<b>5</b>	<b>0</b>	<b>0</b>	<b>2</b>	<b>14</b>	<b>5</b>	<b>4</b>	<b>2</b>

### OPPONENT BIG PLAYS FROM SCRIMMAGE

Opponent	Rushing					Passing			
	10-19	20-29	30-39	40-49	50+	20-29	30-39	40-49	50+
Portland State	2	2	0	0	0	0	1	0	0
at Ole Miss	3	4	0	0	0	4	0	1	0
Colorado State	1	0	0	0	1	1	1	0	1
San Jose State	4	1	0	0	0	3	1	0	1
vs. Texas A&M	5	0	0	0	0	1	1	0	0
at Kentucky	6	5	0	0	1	0	1	0	0
Auburn	6	1	1	0	1	2	0	1	0
at Alabama	3	1	1	0	0	1	0	2	0
Mississippi State									
WKU									
at LSU									
Missouri									
<b>TOTAL</b>	<b>30</b>	<b>14</b>	<b>2</b>	<b>0</b>	<b>3</b>	<b>12</b>	<b>6</b>	<b>4</b>	<b>2</b>

### FIRST DOWN GAME LOG

Arkansas					Opponents				
Opponent	Rush	Pass	Penalty	Total	Opponent	Rush	Pass	Penalty	Total
Portland State	12	11	3	26	Portland State	5	7	4	16
at Ole Miss	5	12	1	18	at Ole Miss	11	10	2	23
Colorado State	8	13	2	23	Colorado State	10	6	2	18
San Jose State	7	16	3	26	San Jose State	5	19	3	27
vs. Texas A&M	5	18	3	26	vs. Texas A&M	8	14	2	24
at Kentucky	6	7	3	16	at Kentucky	15	5	1	21
Auburn	4	7	3	14	Auburn	13	10	1	24
at Alabama	5	5	3	13	at Alabama	9	14	0	23
Mississippi State					Mississippi State				
WKU					WKU				
at LSU					at LSU				
Missouri					Missouri				
<b>TOTAL</b>	<b>52</b>	<b>89</b>	<b>21</b>	<b>162</b>	<b>TOTAL</b>	<b>76</b>	<b>85</b>	<b>15</b>	<b>176</b>

### TURNOVER CHART

Takeaways					Giveaways				
Opponent	Fumbles	Interceptions	Total	Pts Off	Fumbles	Interceptions	Total	Points Off	Margin
Portland State	0	3	3	0	0	1	1	0	+2
at Ole Miss	2	0	2	0	1	0	1	0	+1
Colorado State	2	0	2	10	1	0	1	7	+1
San Jose State	0	1	1	0	0	5	5	7	-4
vs. Texas A&M	1	1	2	7	0	1	1	0	+1
at Kentucky	1	0	1	3	0	0	0	0	+2
Auburn	1	0	1	7	2	2	4	14	-3
at Alabama	0	0	0	0	1	3	4	24	-4
Mississippi State									
WKU									
at LSU									
Missouri									
<b>TOTAL</b>	<b>7</b>	<b>5</b>	<b>12</b>	<b>27</b>	<b>5</b>	<b>12</b>	<b>17</b>	<b>52</b>	<b>-5</b>

# GAME 9: MISSISSIPPI STATE

## DRIVE SUPERLATIVES

### Longest Drive

By No. of Plays  
By No. of Yards  
By Time of Possession

### Arkansas

16 (77 yards, 7:30) vs. Auburn, FG  
85 (13 plays, 7:34) at Alabama, TD  
7:34 (13 plays, 85 yards) at Alabama, TD

### Opponents

15 2x (89 yards, 9:20) at Alabama, Downs  
89 (15 plays, 9:20) at Alabama, Downs  
9:20 (15 plays, 89 yards) at Alabama, Downs

### Shortest Drive

By No. of Plays  
By No. of Yards  
By Time of Possession

### Arkansas

18x (4 yards, 0:07) at Alabama, End of Half  
-9 (3 plays, 0:26) at Kentucky, Punt  
0:04 (1 play, -1 yards) vs. Colorado State, End of Half

### Opponents

1 4x (14 yards, 0:07) at Alabama, TD  
-18 (3 plays, 2:51) vs. Colorado State, Punt  
0:06 (1 play, -12 yards) vs. Texas A&M, FUM

### Scoring Drive Breakdown

Yardage	ARKANSAS		OPPONENT	
	TD	FG	TD	FG
No drive	3	-	1	-
Neg. Yards	-	-	-	-
0-9	-	-	-	-
10-19	-	-	1	1
20-29	1	3	2	-
30-39	-	2	1	1
40-49	2	2	4	5
50-59	-	2	2	2
60-69	3	1	6	1
70-79	6	1	15	1
80-89	6	-	1	-
90-99	-	-	-	-
<b>TOTALS</b>	<b>21</b>	<b>11</b>	<b>33</b>	<b>11</b>

### Game-Opening Drives

OPP	ARKANSAS			OPPONENTS		
	PTS	ISTS	YDS	PTS	ISTS	YDS
Portland St.	3	3	54	3	1	42
at Ole Miss	0	0	3	0	0	7
Colorado St.	7	3	75	7	1	75
San Jose St.	0	0	5	7	3	75
vs. Texas A&M	0	3	41	0	2	22
at Kentucky	7	1	75	0	2	35
Auburn	0	0	4	7	1	22
at Alabama	0	1	27	3	5	69
Mississippi St.						
WKU						
at LSU						
Missouri						
<b>TOTALS</b>	<b>17</b>	<b>11</b>	<b>284</b>	<b>27</b>	<b>50</b>	<b>247</b>

### Second Half-Opening Drives

OPP	ARKANSAS			OPPONENTS		
	PTS	ISTS	YDS	PTS	ISTS	YDS
Portland St.	0	1	20	0	2	9
at Ole Miss	0	0	9	0	1	29
Colorado St.	7	4	75	3	5	72
San Jose St.	0	2	44	0	2	37
vs. Texas A&M	7	4	84	0	0	1
at Kentucky	0	0	6	3	3	45
Auburn	3	4	77	0	0	9
at Alabama	0	0	5	7	3	64
Mississippi St.						
WKU						
at LSU						
Missouri						
<b>TOTALS</b>	<b>17</b>	<b>15</b>	<b>320</b>	<b>13</b>	<b>16</b>	<b>265</b>

### Three & Out Drives

	ARKANSAS	OPPONENT
	THREE-&OUTS/DRIVES	THREE-&OUTS/DRIVES
Portland State	1/12 (8.3%)	2/11 (18.2%)
at Ole Miss	3/12 (25.0%)	2/14 (14.3%)
Colorado State	3/15 (20.0%)	6/15 (40.0%)
San Jose State	3/14 (21.4%)	2/15 (13.3%)
vs. Texas A&M	2/11 (18.2%)	3/12 (25.0%)
at Kentucky	2/10 (20.0%)	2/10 (20.0%)
Auburn	5/14 (35.7%)	2/14 (14.3%)
at Alabama	4/12 (33.3%)	0/11 (0.0%)
Mississippi State		
WKU		
at LSU		
Missouri		
<b>TOTALS</b>	<b>23/100 (23.0%)</b>	<b>19/102 (18.6%)</b>

## ARKANSAS DRIVE CHARTS

### Portland State

Qtr.	Time	Start	Pl-Yds	TOP	Result
1st	13:09	AR30	9-24	3:29	*FIELD GOAL
1st	07:31	AR36	10-64	4:15	*TOUCHDOWN
2nd	14:07	AR27	3-2	1:38	punt
2nd	09:10	AR20	10-40	5:33	punt
2nd	02:46	PS18	3-4	1:23	interception
2nd	00:34	AR35	4-49	0:34	end of half
3rd	15:00	AR35	5-20	2:06	punt
3rd	08:38	AR44	4-19	1:13	punt
3rd	07:17	AR33	12-67	4:57	*TOUCHDOWN
3rd	00:53	AR29	12-63	5:09	*FIELD GOAL
4th	04:14	AR25	6-40	3:10	punt
4th	00:11	PS38	1-(-2)	0:11	end of half

### at Ole Miss

Qtr.	Time	Start	Pl-Yds	TOP	Result
1st	14:21	AR31	3-3	1:05	punt
1st	08:34	AR19	8-33	3:48	punt
1st	02:08	AR38	6-12	3:06	punt
2nd	11:30	AR45	7-36	3:11	*FIELD GOAL
2nd	06:34	AR09	3-0	1:04	punt
2nd	02:18	AR27	7-48	1:28	missed fg
3rd	14:56	AR12	3-9	2:38	punt
3rd	09:31	RA27	9-44	3:58	downs
3rd	02:33	AR17	5-41	1:44	fumble
4th	11:09	AR25	6-10	2:01	punt
4th	05:58	AR41	5-39	1:00	downs
4th	03:27	AR19	7-81	2:06	*TOUCHDOWN

## OPPONENT DRIVE CHARTS

### Portland State

Qtr.	Time	Start	Pl-Yds	TOP	Result
1st	15:00	PS25	6-42	1:51	*FIELD GOAL
1st	09:40	PS25	3-(-2)	2:09	punt
1st	03:16	PS25	11-45	4:09	*FIELD GOAL
2nd	12:29	PS35	6-24	3:19	punt
2nd	03:37	PS20	3-(-2)	0:51	interception
2nd	01:23	PS22	4-15	0:49	punt
3rd	12:54	PS12	8-9	4:16	punt
3rd	07:25	PS20	1-0	0:08	interception
3rd	02:20	PS25	3-8	1:27	punt
4th	10:44	PS25	14-75	6:30	*TOUCHDOWN
4th	01:04	PS03	4-26	0:53	interception

### at Ole Miss

Qtr.	Time	Start	Pl-Yds	TOP	Result
1st	15:00	OM25	3-7	0:39	punt
1st	13:16	OM15	13-85	4:35	*TOUCHDOWN
1st	04:46	OM24	7-38	2:38	downs
2nd	14:02	OM15	6-23	2:32	punt
2nd	08:19	OM25	5-17	1:45	punt
2nd	05:30	AR47	7-31	3:06	*FIELD GOAL
2nd	00:50	OM25	2-9	0:50	half
3rd	12:18	OM44	7-29	2:47	fumble
3rd	05:33	OM29	8-71	2:59	*TOUCHDOWN
3rd	00:49	OM42	5-27	2:18	fumble
4th	13:26	OM26	5-74	2:17	*TOUCHDOWN
4th	09:08	OM34	5-66	3:05	*TOUCHDOWN
4th	04:58	OM20	3-9	1:31	punt
4th	01:21	AR44	2-(-3)	1:21	half



# GAME 9: MISSISSIPPI STATE

## AP POLL

As of Oct. 27, 2019

Rank	Team	Record	Points	Previous
1	LSU (17)	8-0	1476	2
2	Alabama (21)	8-0	1474	1
3	Ohio State (17)	8-0	1468	-
4	Clemson (7)	8-0	1406	-
5	Penn State	8-0	1302	6
6	Florida	7-1	1226	7
7	Oregon	7-1	1108	11
8	Georgia	6-1	1093	10
9	Utah	7-1	1032	12
10	Oklahoma	7-1	1017	5
11	Auburn	6-2	910	9
12	Baylor	7-0	882	14
13	Minnesota	8-0	778	17
14	Michigan	6-2	744	19
15	SMU	8-0	666	16
16	Notre Dame	5-2	563	8
17	Cincinnati	6-1	524	18
18	Wisconsin	6-2	513	13
19	Iowa	6-2	456	20
20	Appalachian State	7-0	393	21
21	Boise State	6-1	280	22
22	Kansas State	5-2	218	NR
23	Wake Forest	6-1	200	25
24	Memphis	7-1	188	NR
25	San Diego State	7-1	50	NR

Others receiving votes: Texas 49, Navy 43, UCF 33, Washington 19, Texas A&M 14, USC 11, Louisiana Tech 6, Indiana 4, Oklahoma State 1, Pittsburgh 1, Iowa State 1

Dropped from rankings: Texas 15, Iowa State 23, Arizona State 24

## AMWAY COACHES POLL

As of Oct. 27, 2019

Rank	Team	Record	Points	Previous
1	Alabama (40)	8-0	1593	-
2	LSU (7)	8-0	1515	3
3	Clemson (10)	8-0	1508	2
4	Ohio State (8)	8-0	1491	-
5	Penn State	8-0	1359	6
6	Florida	7-1	1271	8
7	Georgia	6-1	1180	9
8	Oregon	7-1	1163	11
9	Oklahoma	7-1	1069	5
10	Utah	7-1	1048	12
11	Baylor	7-0	921	14
12	Auburn	6-2	869	10
13	Minnesota	8-0	840	16
14	SMU	8-0	727	17
15	Michigan	6-2	652	20
16	Notre Dame	5-2	624	7
17	Wisconsin	6-2	537	13
18	Cincinnati	6-1	523	-
19	Iowa	6-2	492	-
20	Appalachian State	7-0	398	22
21	Boise State	6-1	382	-
22	Wake Forest	6-1	280	23
23	Memphis	7-1	187	25
24	Texas	5-3	104	13
25	Kansas State	5-2	102	NR

Others receiving votes: San Diego State 94, Navy 75, UCF 24, Louisiana Tech 22, Indiana 18, Texas A&M 16, Washington 15, Oklahoma State 7, Iowa State 3, UAB 3, Arizona State 3, Air Force 3, Virginia Tech 3, Wyoming 2, Virginia 2

Dropped from rankings: Arizona State 24

## ARKANSAS DRIVE CHARTS

### Colorado State

Qtr.	Time	Start	Pl-Yds	TOP	Result
1st	14:42	AR25	5-75	1:42	*TOUCHDOWN
1st	11:28	AR18	11-82	3:34	*TOUCHDOWN
1st	06:19	AR25	2-75	0:20	*TOUCHDOWN
1st	03:27	AR36	6-28	2:25	*FIELD GOAL
2nd	14:54	CS38	9-34	3:13	*FIELD GOAL
2nd	09:55	AR34	2-6	0:29	fumble
2nd	07:31	AR30	3-4	1:20	punt
2nd	04:41	AR30	5-14	2:00	punt
2nd	00:04	AR25	1-(-1)	0:04	end of half
3rd	15:00	AR25	8-75	1:53	*TOUCHDOWN
3rd	05:45	AR25	3-6	1:35	punt
3rd	02:26	AR25	3-5	1:56	punt
4th	11:35	AR32	9-68	2:43	*TOUCHDOWN
4th	07:42	AR26	4-74	2:10	*TOUCHDOWN
4th	00:40	AR39	1-(-2)	0:40	end of game

### San Jose State

Qtr.	Time	Start	Pl-Yds	TOP	Result
1st	12:44	AR36	3-5	1:16	punt
1st	10:14	AR34	10-60	3:25	downs
1st	02:25	AR28	4-72	1:18	*TOUCHDOWN
1st	00:32	AR34	3-11	0:47	interception
2nd	14:18	AR21	14-56	5:57	downs
2nd	06:09	AR26	3-4	1:15	punt
2nd	01:06	AR25	6-30	0:57	interception
3rd	15:00	AR25	7-44	2:17	interception
3rd	10:45	AR50	7-42	2:19	interception
3rd	07:01	AR45	6-26	2:00	*FIELD GOAL
3rd	01:19	AR20	9-80	3:09	*TOUCHDOWN
4th	10:31	AR20	3-7	1:22	punt
4th	05:51	AR20	7-80	2:55	*TOUCHDOWN
4th	01:13	AR27	1-0	0:09	interception

## OPPONENT DRIVE CHARTS

### Colorado State

Qtr.	Time	Start	Pl-Yds	TOP	Result
1st	15:00	CS25	2-75	0:18	*TOUCHDOWN
1st	13:00	CS25	3-8	1:32	punt
1st	07:54	CS19	3-5	1:35	punt
1st	05:59	CS25	5-75	2:32	*TOUCHDOWN
1st	01:02	CS25	3-13	1:08	fumble
2nd	11:41	CS25	3-(-6)	1:46	punt
2nd	09:26	AR40	5-40	1:55	*FIELD GOAL
2nd	06:11	CS25	3-7	1:30	punt
2nd	02:41	CS20	10-52	2:37	*FIELD GOAL
3rd	13:07	CS25	15-72	7:22	*FIELD GOAL
3rd	04:10	CS28	3-72	1:44	*TOUCHDOWN
3rd	00:30	CS32	8-36	3:55	missed fg
4th	08:52	CS25	3-4	1:10	punt
4th	05:32	CS25	5-0	2:01	fumble
4th	03:31	CS32	3-(-18)	2:51	punt

### San Jose State

Qtr.	Time	Start	Pl-Yds	TOP	Result
1st	15:00	SJ25	7-75	2:16	*TOUCHDOWN
1st	11:28	SJ15	3-7	1:14	punt
1st	06:49	SJ25	9-66	4:24	missed fg
1st	01:07	SJ15	2-2	0:35	interception
2nd	14:45	SJ25	2-28	0:27	*TOUCHDOWN
2nd	08:21	SJ15	7-47	2:12	*FIELD GOAL
2nd	04:54	SJ25	9-79	3:48	*TOUCHDOWN
2nd	00:09	SJ15	2-4	0:09	end of half
3rd	12:43	SJ25	7-37	1:58	downs
3rd	08:26	SJ15	3-(-3)	1:25	punt
3rd	05:01	SJ25	6-35	3:42	punt
4th	13:10	SJ15	6-29	2:39	punt
4th	09:09	SJ25	5-22	3:18	punt
4th	02:56	SJ15	5-75	1:43	*TOUCHDOWN
4th	01:04	SJ30	2-(-3)	1:04	end of game

# GAME 9: MISSISSIPPI STATE

## ARKANSAS DRIVE CHARTS

### vs. Texas A&M

Qtr.	Time	Start	Pl-Yds	TOP	Result
1st	15:00	AR25	7-41	2:43	missed fg
1st	09:51	AR14	6-19	3:04	punt
1st	02:56	AR25	10-47	3:41	*FIELD GOAL
2nd	09:48	AR25	10-72	4:12	interception
2nd	03:16	TAMU41	4-41	1:21	*TOUCHDOWN
2nd	00:08	AR25	1-(-1)	0:08	end of half
3rd	13:11	AR16	8-84	2:37	*TOUCHDOWN
3rd	08:55	AR08	3-3	0:49	punt
3rd	03:43	AR12	3-(-10)	1:52	punt
4th	12:21	AR25	11-53	3:35	*FIELD GOAL
4th	03:52	AR25	12-56	3:21	downs

### at Kentucky

Qtr.	Time	Start	Pl-Yds	TOP	Result
1st	15:00	AR25	2-75	0:42	*TOUCHDOWN
1st	08:57	AR06	11-44	4:39	punt
1st	01:47	UK32	8-22	1:50	*FIELD GOAL
2nd	09:46	AR29	10-45	3:58	*FIELD GOAL
2nd	00:50	AR23	2-8	0:50	end of half
3rd	09:02	AR25	3-6	1:29	punt
3rd	05:32	AR13	3-(-9)	0:26	punt
3rd	01:50	AR25	6-25	3:37	punt
4th	11:27	UK29	3-29	0:52	*TOUCHDOWN
4th	06:49	AR18	11-60	4:17	downs

### Auburn

Qtr.	Time	Start	Pl-Yds	TOP	Result
1st	15:00	AR25	3-(-3)	1:20	fumble
1st	12:38	AR25	3-2	0:53	punt
1st	10:48	AR19	3-3	0:46	punt
1st	07:26	AR43	3-2	1:03	punt
1st	00:51	AR25	5-16	2:24	interception
2nd	10:34	AR30	9-27	5:02	punt
2nd	04:40	AR37	10-37	4:40	missed fg
3rd	13:23	AR13	16-77	7:30	*FIELD GOAL
3rd	04:19	AR25	1-0	0:06	interception
3rd	03:57	AR25	8-39	2:51	downs
3rd	00:24	AU45	1-45	0:10	*TOUCHDOWN
4th	11:54	AR25	3-(-5)	0:30	punt
4th	07:03	AR20	3-6	1:34	punt
4th	02:27	AR16	2-4	0:46	fumble

### at Alabama

Qtr.	Time	Start	Pl-Yds	TOP	Result
1st	15:00	AR25	6-27	2:40	punt
1st	05:53	AR25	4-26	1:43	fumble
1st	04:03	AR25	5-21	1:47	interception
1st	00:34	AR26	3-8	0:53	punt
2nd	12:25	AR02	3-2	0:58	punt
2nd	09:57	AR29	5-16	2:02	punt
2nd	05:38	AR31	3-2	1:14	interception
2nd	02:36	AR25	7-51	2:29	interception
2nd	00:07	AR26	1-4	0:07	end of half
3rd	12:38	AR40	3-5	1:42	punt
3rd	07:26	AR15	13-85	7:34	*TOUCHDOWN
4th	05:32	AR05	3-1	2:17	punt

## OPPONENT DRIVE CHARTS

### vs. Texas A&M

Qtr.	Time	Start	Pl-Yds	TOP	Result
1st	12:17	TAMU34	5-22	2:26	punt
1st	06:47	TAMU37	7-63	3:51	*TOUCHDOWN
2nd	14:15	TAMU25	11-75	4:27	*TOUCHDOWN
2nd	05:36	TAMU18	1-(-12)	0:06	fumble
2nd	05:30	TAMU25	3-(-7)	2:14	punt
2nd	01:55	TAMU25	11-75	1:47	*TOUCHDOWN
3rd	15:00	TAMU32	3-1	1:49	punt
3rd	10:34	TAMU25	3-8	1:39	punt
3rd	08:06	TAMU44	8-42	4:23	interception
3rd	01:51	AR34	7-34	4:30	*TOUCHDOWN
4th	08:46	TAMU25	11-43	4:54	*FIELD GOAL
4th	00:31	TAMU19	1-(-1)	0:31	end of game

### at Kentucky

Qtr.	Time	Start	Pl-Yds	TOP	Result
1st	14:13	UK32	8-25	5:16	punt
1st	04:18	UK15	5-18	2:31	fumble
2nd	14:57	UK25	9-46	5:11	missed fg
2nd	05:48	UK25	10-75	4:53	*TOUCHDOWN
3rd	14:54	UK23	13-45	5:52	*FIELD GOAL
3rd	07:33	UK37	3-8	2:01	punt
3rd	05:06	UK48	6-48	3:16	*TOUCHDOWN
4th	13:13	UK02	3-0	1:46	punt
4th	10:35	UK25	6-75	3:42	*TOUCHDOWN
4th	02:32	UK22	5-68	2:32	end of game

### Auburn

Qtr.	Time	Start	Pl-Yds	TOP	Result
1st	13:40	AR22	3-22	1:02	*TOUCHDOWN
1st	11:45	AU37	3-63	0:57	*TOUCHDOWN
1st	10:02	AU40	7-17	2:36	downs
1st	06:23	AU19	13-55	5:32	*FIELD GOAL
2nd	13:27	AR37	7-8	2:53	missed fg
2nd	05:32	AU10	3-5	0:52	punt
3rd	15:00	AU32	3-9	1:37	punt
3rd	05:53	AU28	5-72	1:34	*TOUCHDOWN
3rd	04:13	AU44	2-56	0:16	*TOUCHDOWN
3rd	01:06	AU36	2-9	0:42	fumble
3rd	00:14	AU36	8-64	3:20	*TOUCHDOWN
4th	11:24	AU41	8-59	4:21	*TOUCHDOWN
4th	05:29	AU35	5-65	3:02	*TOUCHDOWN
4th	01:41	AR20	3-(-3)	1:41	end of game

### at Alabama

Qtr.	Time	Start	Pl-Yds	TOP	Result
1st	12:20	AL18	14-69	6:27	*FIELD GOAL
1st	04:10	AR14	1-14	0:07	*TOUCHDOWN
1st	02:16	AR48	5-48	1:42	*TOUCHDOWN
2nd	14:41	AL30	6-70	2:16	*TOUCHDOWN
2nd	11:27	AR48	4-48	1:30	*TOUCHDOWN
2nd	07:55	AL17	4-3	2:17	punt
2nd	04:24	AR25	5-13	1:48	*FIELD GOAL
3rd	15:00	AL36	5-64	2:22	*TOUCHDOWN
3rd	10:56	AL22	6-17	3:30	punt
4th	14:52	AL06	15-89	9:20	downs
4th	03:15	AL42	5-14	3:15	end of game





Through a collaboration with J.B. Hunt Transport Services, Inc., the new grass featuring Tahoma 31 was transported from Winstead Turf Farms in Arlington, Tenn., beginning installation on August 5. The installation of the playing surface takes DWRRS to natural grass for the first time since 2009 & to its original playing surface beginning in 1938. The Tahoma 31 derives its name from the Native American word, Tahoma, meaning frozen water. In test after test, Tahoma 31 shows its exceptional winter hardiness, tested up to 75 percent more cold tolerant than other bermuda grass varieties. With the additional characteristics of both improved wear tolerance and drought resistance, Tahoma 31 is ideal for sports turf, golf courses and high-quality lawns in the Mid-Atlantic & Transition Zone. The approximately 1800-pound rolls of Matrix turf feature an interwoven mesh support layer that provides strength and stability to the sod without compromise to drainage. The game lines seen on the field were painted robotically. New to DWRRS for the first time in program history will be the introduction of painted-red endzones on the natural grass. The north end zone features the "Arkansas" wordmark, while the south end zone brandishes the "Razorbacks" across its borders.



At a team meeting during camp, head coach Chad Morris unveiled a new honor to be given to a senior every year on the third Saturday of fall camp. The award is named after legendary Arkansas coach & athletic director Frank Broyles and is presented to the player who best exemplifies what Coach Broyles stood for. It was a no-brainer for the first recipient of the award, as T.J. Smith was recognized on Aug. 17 to be this year's honoree. Smith wears a decal on the back of his helmet of the logo shown above.



Eight players on the 2019 Arkansas roster are wearing the SEC Graduate Patch this season having already earned their undergraduate degree: DL McTelvin Agim, TE Chase Harrell, LB De'Jon Harris, QB Ben Hicks, OL Colton Jackson, LB Grant Morgan, DL TJ Smith and QB Nick Starkel. The special patch on their jersey highlights their academic achievement. The patch features a red and white SEC logo with a "stole" wrapping underneath it emblazoned with the all-important word, "Graduate."

When the Razorbacks take the field this season, they'll be sporting a new look that gives a nod back to a special era of Arkansas football. Back in July, the Razorback Football Twitter account posted photos of the "throwback" uniforms the team will wear this season as a call-back to an era of one of its greatest players in school history, Darren McFadden. With the word "ARKANSAS" emblazoned across the front of the jerseys and the two solid red stripes that will run down both sides of the pants, the Razorbacks will be donning a look that dates back to 2006 and 2007, McFadden's final two years as a Hog. In 2006, Arkansas logged its first 10-win season since 1989 and earned a berth in the Capital One Bowl. McFadden, just a sophomore, ran for more than 1,600 yards and totaled 14 touchdowns while winning the Doak Walker Award and finishing as the runner-up in the Heisman Trophy voting. In 2007, McFadden had an even better season, totaling more than 1,800 yards and 16 touchdowns. He was a consensus All-American for the second-consecutive year and, once again, won the Doak Walker Award, finished second in the Heisman voting and also added a Walter Camp Player of the Year Award to his trophy case.





# GAME 9: MISSISSIPPI STATE

## ALPHABETICAL ROSTER

No.	Name	Pos.
68	Kirby Adcock	OL
3	McTelvin Agim	DL
44	Jermarcus Arnold	RB
84	Peyton Ausley	WR
28	Reid Bauer	P
86	Jamario Bell	DL
35	Matt Berry	DB
24	LaDarius Bishop	DB
15	Simeon Blair	DB
9	Greg Brooks Jr.	DB
5	Rakeem Boyd	RB
34	Martaveous Brown	DB
21	Montaric Brown	DB
16	Treyton Burks	WR
54	Austin Capps	OL
91	Taurean Carter	DL
1	Jalen Catalon	DB
6	Kendall Catalon	WR
16	Malik Chavis	DB
17	Hudson Clark	DB
66	Ty Clary	OL
13	Collin Clay	DL
57	Shane Clinin	OL
76	Myron Cunningham	OL
2	Kamren Curl	DB
22	Jordon Curtis	DB
22	Deon Edwards	LB
7	Joe Foucha	DB
48	Nicholas Fulwider	DL
38	Karch Gardiner	WR
73	Noah Gatlin	OL
5	Dorian Gerald	DL
50	Eric Gregory	DL
89	Grayson Gunter	TE
92	Elias Hale	DL
41	T.J. Hammonds	RB
59	Morgan Hanna	DL
14	Chase Harrell	TE
8	De'Jon Harris	LB
2	Chase Hayden	RB
27	Hayden Henry	LB
82	Hudson Henry	TE
38	Chad Hesson	RB
6	Ben Hicks	QB
58	Griffin Hunt	DL
11	Daulton Hyatt	WR
74	Colton Jackson	OL
3	Koilan Jackson	WR
99	Enoch Jackson Jr.	DL
15	T.Q. Jackson	WR
13	K.J. Jefferson	QB
47	Cedric Johnson	LB
32	Hayden Johnson	TE
9	John Stephen Jones	QB
10	Jordan Jones	WR
70	Luke Jones	OL
67	Logan Kallesen	OL
87	Blake Kern	TE
7	Trey Knox	WR
62	Brady Latham	OL
55	Beaux Limmer	OL
19	Connor Limpert	K
18	Jack Lindsey	QB
42	Sam Loy	P
42	Jonathan Marshall	DL
18	Myles Mason	DB
4	Jarques McClellion	DB
90	Marcus Miller	DL
39	John Miscoll	LB
31	Grant Morgan	LB
19	Tyson Morris	WR
80	Brett Nabors	WR

## NUMERICAL ROSTER

No.	Name	Pos.	Ht.	Wt.	Cl.	Exp.	Hometown (Previous School)
1	Jalen Catalon	DB	5-10	196	Fr.	HS	Mansfield, Texas (Mansfield Legacy HS)
1	De'Von Warren	WR	5-10	188	Jr.	2L	Monroe, La. (Ouachita Parish HS)
2	Kamren Curl	DB	6-2	198	Jr.	2L	San Diego, Calif. (Muskogee [Okla.] HS)
2	Chase Hayden	RB	5-10	205	Jr.	2L	Memphis, Tenn. (Saint George's Independent School)
3	McTelvin Agim	DL	6-3	300	Sr.	3L	Texarkana, Texas (Hope [Ark.] HS)
3	Koilan Jackson	WR	6-2	211	So.	1L	Little Rock, Ark. (Joe T. Robinson HS)
4	Jarques McClellion	DB	6-0	175	So.	1L	Lake Worth, Fla. (American Heritage School)
4	Shamar Nash	WR	6-3	195	Fr.	HS	Memphis, Tenn. (IMG Academy)
5	Rakeem Boyd	RB	6-0	213	Jr.	1L	Houston, Texas (Independence [Kan.] CC)
5	Dorian Gerald	DL	6-3	261	Sr.	1L	Florence, S.C. (College of the Canyons [Calif.] )
6	Kendall Catalon	WR	5-9	184	So.	TR	Mansfield, Texas (Southern Waco, Texas (SMU))
6	Ben Hicks	QB	6-1	217	Sr.	TR	Decatur, Ga. (Hutchinson [Kan.] CC)
6	Gabe Richardson	DL	6-3	240	Sr.	2L	New Orleans, La. (McDonogh 35 HS)
7	Joe Foucha	DB	5-11	195	So.	1L	Murfreesboro, Tenn. (Blackman HS)
7	Trey Knox	WR	6-5	205	Fr.	HS	Harvey, La. (John Ehret HS)
8	De'Jon Harris	LB	6-0	248	Sr.	3L	Magnolia, Texas (Magnolia HS)
8	Mike Woods	WR	6-1	203	So.	1L	Harvey, La. (West Jefferson HS)
9	Greg Brooks Jr.	DB	5-11	179	Fr.	HS	Dallas, Texas (Highland Park HS)
9	John Stephen Jones	QB	5-11	199	R-Fr.	RS	Smackover, Ark. (Smackover HS)
10	Jordan Jones	WR	6-1	185	Jr.	2L	Lucas, Texas (Lovejoy HS)
10	Bumper Pool	LB	6-2	228	So.	1L	Arab, Ala. (Etowah HS)
11	Daulton Hyatt	WR	6-4	197	So.	1L	Douglasville, Ga. (Douglas County HS)
11	Mataio Soli	DL	6-4	239	Fr.	HS	Oklahoma City, Okla. (Putnam City HS)
13	Collin Clay	DL	6-5	285	Fr.	HS	Sardis, Miss. (North Panola HS)
13	K.J. Jefferson	QB	6-3	228	Fr.	HS	Austin, Texas (Lake Travis HS)
13	Nathan Parodi	DB	5-9	170	R-Fr.	RS	Hardy, Ark. (Highland HS)
13	Deon Stewart	WR	5-11	161	Sr.	3L	Huffman, Texas (Kansas)
14	Chase Harrell	TE	6-4	249	Sr.	1L	Augusta, Ga. (Ventura [Calif.] College)
14	Britto Tutt	DB	6-1	176	Sr.	2L	Pine Bluff, Ark. (Pine Bluff HS)
15	Simeon Blair	DB	5-10	200	R-Fr.	RS	Jefferson, Texas (Jefferson HS)
15	T.Q. Jackson	WR	6-4	197	Fr.	HS	Warren, Ark. (Warren HS)
16	Treyton Burks	WR	6-3	223	Fr.	HS	Rison, Ark. (Rison HS)
16	Malik Chavis	DB	6-2	198	Fr.	HS	Dallas, Texas (Highland Park HS)
17	Hudson Clark	DB	6-2	171	Fr.	HS	Argyle, Texas (Texas A&M)
17	Nick Starkel	QB	6-3	214	Jr.	TR	Fayetteville, Ark. (Springdale HS)
18	Jack Lindsey	QB	6-2	204	Jr.	1L	Trussville, Ala. (Hewitt-Trussville HS)
18	Myles Mason	DB	6-2	203	So.	1L	Allen, Texas (Allen HS)
19	Connor Limpert	K	6-1	175	Sr.	3L	Helena-West Helena, Ark. (Fayetteville HS)
19	Tyson Morris	WR	6-1	200	Jr.	1L	Jenks, Okla. (Jenks HS)
20	Jordon Curtis	DB	6-0	176	So.	1L	Ashdown, Ark. (Ashdown HS)
21	Montaric Brown	DB	6-0	187	So.	1L	Beaumont, Texas (Central HS)
21	Dewwah Whaley	RB	5-11	212	Sr.	3L	Clermont, Fla. (Lake Minneola HS)
22	Deon Edwards	LB	6-1	220	Jr.	2L	Houston, Texas (Arizona State)
22	Trelon Smith	RB	5-9	184	So.	TR	Ashdown, Ark. (Ashdown HS)
24	LaDarius Bishop	DB	6-0	193	R-Fr.	RS	Phenix City, Ala. (Central HS)
24	A'Montae Spivey	RB	6-1	192	Fr.	HS	Richmond, Texas (Fort Bend Travis HS)
25	Zach Zimos	LB	6-4	211	Fr.	HS	Marshall, Texas (Marshall HS)
26	Micahh Smith	DB	6-0	201	Jr.	2L	Farmington, Ark. (Farmington HS)
26	Reid Turner	RB	5-10	180	Fr.	HS	Little Rock, Ark. (Pulaski Academy)
27	Hayden Henry	LB	6-2	226	Jr.	2L	Magnolia, Texas (Magnolia HS)
28	Reid Bauer	P	5-11	198	So.	1L	New Orleans, La. (Sophie B. Wright HS)
28	Andrew Parker	LB	6-2	237	R-Fr.	RS	Fort Worth, Texas (UTSA)
29	Jared Sackett	K	6-1	180	Jr.	TR	Jonesboro, Ark. (Jonesboro HS)
29	Asa Shearin	LB	6-1	219	Fr.	HS	Greenwood, Ark. (Greenwood HS)
31	Grant Morgan	LB	5-11	229	Jr.	2L	Columbia, Mo. (Rock Bridge HS)
32	Logan Johnson	TE	6-2	248	Sr.	3L	Jonesboro, Ark. (Jonesboro HS)
33	Logan Orr	LB	6-2	230	Fr.	HS	Marianna, Ark. (Arkansas Tech)
34	Martaveous Brown	DB	6-0	190	So.	SQ	Booneville, Ark. (Ouachita Baptist University)
35	Matt Berry	DB	5-10	200	Sr.	1L	Little Rock, Ark. (Ouachita Baptist University)
37	Brenden Young	DB	6-1	202	Sr.	2L	Lucas, Texas (Adams State)
38	Chad Hesson	RB	5-9	193	So.	HS	El Paso, Texas (Del Valle HS)
38	Karch Gardiner	WR	5-9	171	Fr.	HS	Southlake, Texas (Northeastern State)
39	John Miscoll	LB	6-2	209	So.	HS	Little Rock, Ark. (Ouachita Baptist University)
40	Trey Purifoy	TE	6-7	246	Sr.	SQ	Fort Smith, Ark. (Fort Smith Northside HS)
40	Anthony Travis	LB	6-2	230	Fr.	HS	Little Rock, Ark. (Joe T. Robinson HS)
41	T.J. Hammonds	RB	5-10	190	R-Jr.	2L	San Clemente, Calif. (Colorado)
42	Sam Loy	P	6-1	195	Jr.	TR	Shepherd, Texas (Shepherd HS)
42	Jonathan Marshall	DL	6-3	299	Jr.	2L	Marianna, Ark. (Arkansas Baptist)
44	Jermarcus Arnold	RB	5-8	186	Jr.	TR	Bryant, Ark. (Bryant HS)
44	Cameron Vail	DB	6-1	187	R-Fr.	RS	Dallas, Texas (University of Mary)
47	Cedric Johnson	LB	6-0	206	So.	TR	Tyrone, Ga. (Sandy Creek HS)
48	Nicholas Fulwider	DL	6-7	260	R-Fr.	RS	



## NUMERICAL ROSTER

No.	Name	Pos.	Ht.	Wt.	Cl.	Exp.	Hometown (Previous School)
48	Jordan Silver	LS	6-1	217	So.	1L	Branson, Mo. (Branson HS)
49	McKinley Williams	LB	6-4	201	R-Fr.	RS	Sheridan, Ark. (Sheridan HS)
50	Eric Gregory	DL	6-4	275	Fr.	HS	Memphis, Tenn. (IMG Academy)
50	Chibueze Nwanna	OL	6-7	329	Jr.	TR	Hyattsville, Md. (Lackawanna CC)
51	Ricky Stromberg	OL	6-4	266	Fr.	HS	Tulsa, Okla. (Union HS)
52	T.J. Smith	DL	6-3	293	Sr.	3L	Moultrie, Ga. (Colquitt County HS)
53	John Oehrlein	LS	6-1	244	Fr.	HS	Austin, Texas (Westlake HS)
54	Austin Capps	OL	6-4	304	Sr.	3L	Star City, Ark. (Star City HS)
54	Jake Yurachek	LB	6-0	239	R-Fr.	TR	Friendswood, Texas (Colorado)
55	Beaux Limmer	OL	6-5	293	Fr.	HS	Tyler, Texas (Tyler Lee HS)
56	Zach Williams	DL	6-4	224	Fr.	HS	Little Rock, Ark. (Joe T. Robinson HS)
57	Shane Clinen	OL	6-6	302	So.	1L	Festus, Mo. (Jefferson HS)
58	Griffin Hunt	DL	6-4	230	R-Fr.	RS	Lucas, Texas (Lovejoy HS)
59	Morgan Hanna	DL	6-4	201	Fr.	HS	Greenwood, Ark. (Greenwood HS)
62	Brady Latham	OL	6-5	284	Fr.	HS	Jenks, Okla. (Jenks HS)
66	Ty Clary	OL	6-4	285	Jr.	2L	Fayetteville, Ark. (Fayetteville HS)
67	Logan Kallesen	OL	6-4	299	Fr.	HS	Springdale, Ark. (Shiloh Christian)
68	Kirby Adcock	OL	6-5	288	So.	1L	Nashville, Ark. (Nashville HS)
69	Austin Nix	OL	6-2	286	Fr.	HS	Texarkana, Ark. (Arkansas HS)
70	Luke Jones	OL	6-5	299	R-Fr.	TR	Little Rock, Ark. (Notre Dame)
71	Ryan Winkel	OL	6-6	285	R-Fr.	RS	Memphis, Tenn. (Christian Brothers HS)
72	Drew Vest	OL	6-6	278	Fr.	HS	Searcy, Ark. (Searcy HS)
73	Noah Gatlin	OL	6-7	302	R-Fr.	RS	Jonesboro, Ark. (Jonesboro HS)
74	Colton Jackson	OL	6-5	298	Sr.	3L	Conway, Ark. (Conway HS)
75	Silas Robinson	OL	6-4	306	R-Fr.	RS	Yoakum, Texas (Yoakum HS)
76	Myron Cunningham	OL	6-6	290	Jr.	TR	Warren, Ohio (Iowa Central CC)
78	Dalton Wagner	OL	6-9	308	So.	1L	Spring Grove, Ill. (Richmond Burton HS)
79	Dylan Rathcke	OL	6-5	293	Fr.	HS	Baton Rouge, La. (University Lab HS)
80	Brett Nabors	WR	6-3	182	Fr.	HS	Nashville, Tenn. (Christ Presbyterian Academy)
80	Matthew Phillips	P	5-10	180	So.	1L	Brentwood, Tenn. (Brentwood HS)
81	Jackson Salley	WR	6-0	183	Fr.	HS	Rockwall, Texas (Rockwall-Heath HS)
82	Hudson Henry	TE	6-5	238	Fr.	HS	Little Rock, Ark. (Pulaski Academy)
83	Jimmie Stoudemire	WR	6-2	204	R-Jr.	RS	Prattville, Ala. (Riverside City [Calif.] College)
84	Peyton Ausley	WR	6-2	185	R-Fr.	RS	Austin, Texas (Vandegrift High School)
85	Cheyenne O'Grady	TE	6-4	256	Sr.	2L	Fayetteville, Ark. (Fayetteville HS)
86	Jamario Bell	DL	6-5	265	Sr.	1L	Junction City, Ark. (Junction City HS)
86	John David White	WR	5-11	171	Fr.	HS	Little Rock, Ark. (Pulaski Academy)
87	Blake Kern	TE	6-4	256	Jr.	1L	Lamar, Ark. (Lamar HS)
89	Grayson Gunter	TE	6-6	243	Jr.	2L	Madison, Miss. (Madison Central HS)
90	Marcus Miller	DL	6-5	299	Fr.	HS	Warren, Ark. (Warren HS)
91	Taurean Carter	DL	6-3	288	Fr.	HS	Mansfield, Texas (Mansfield Legacy HS)
92	Elias Hale	DL	6-4	257	Jr.	SQ	Fayetteville, Ark. (Fayetteville HS)
92	Chad Stephens	P	5-11	188	Jr.	SQ	Owasso, Okla. (Dodge City CC)
93	Isaiah Nichols	DL	6-3	277	R-Fr.	RS	Springdale, Ark. (Springdale HS)
94	David Porter	DL	6-3	250	So.	SQ	Little Rock, Ark. (Joe T. Robinson HS)
99	Enoch Jackson Jr.	DL	6-0	292	Fr.	HS	Mansfield, Texas (Mansfield Legacy HS)

Roster by Class: Senior - 19 | Junior - 24 | Sophomore - 23 | Freshman - 52

## FOOTBALL STAFF

### Coaching Staff

Chad Morris   Head Coach	2nd Season
John Chavis   Defensive Coordinator/LBs	2nd Season
Joe Craddock   Offensive Coordinator/QBs	2nd Season
Steve Caldwell   Defensive Line	2nd Season
Ron Cooper   Secondary	2nd Season
Dustin Fry   Offensive Line	2nd Season
Kenny Ingram   Defensive Tackles	1st Season
Barry Lunney Jr.   Tight Ends/Special Teams	7th Season
Mark Smith   Secondary	2nd Season
Justin Stepp   Wide Receivers	2nd Season
Jeff Traylor   Associate Head Coach/RBs	2nd Season

### Graduate Assistants

Imarjaye Albury   Defense	2nd Season
Kyle Brende   Equipment	2nd Season
Mark Modleski   Offense	2nd Season
Will Gilchrist   Defense	1st Season
Cass McCord   Video	1st Season
Austin Van Poucke   Operations	1st Season

### Quality Control/Analysts

Will Bryant   Offense	2nd Season
Kap Dede   Defense	1st Season
Alonzo Hampton   Defense	1st Season
Jess Loepp   Offense	1st Season
John Roberts   Defense	5th Season
Daniel Da Prato   Special Teams	1st Season

### Support Staff

Randy Ross   Football Operations	2nd Season
Trumain Carroll   Strength & Conditioning	2nd Season
Dave Polanski   Athletic Training	2nd Season
Bobby Allen   HS/NFL Relations	7th Season
SJ Tuohy   Football Operations	2nd Season
Sam Ogden   Video	2nd Season
Jake Rosch   Equipment	6th Season
Ty Gatson   Offensive Player Personnel	2nd Season
Alex Dale   Defensive Player Personnel	1st Season

## ALPHABETICAL ROSTER

No.	Name	Pos.
4	Shamar Nash	WR
93	Isaiah Nichols	DL
69	Austin Nix	OL
50	Chibueze Nwanna	OL
53	John Oehrlein	LS
85	Cheyenne O'Grady	TE
33	Logan Orr	LB
28	Andrew Parker	LB
13	Nathan Parodi	DB
80	Matthew Phillips	P
10	Bumper Pool	LB
94	David Porter	DL
40	Trey Purifoy	TE
79	Dylan Rathcke	OL
6	Gabe Richardson	DL
75	Silas Robinson	OL
29	Jared Sackett	K
81	Jackson Salley	WR
29	Asa Shearin	LB
48	Jordan Silver	LS
26	Micahh Smith	DB
52	T.J. Smith	DL
22	Trelon Smith	RB
11	Mataio Soli	DL
24	A'Montae Spivey	RB
17	Nick Starkel	QB
92	Chad Stephens	P
13	Deon Stewart	WR
83	Jimmie Stoudemire	WR
51	Ricky Stromberg	OL
40	Boo Travis	LB
26	Reid Turner	RB
14	Britto Tutt	DB
44	Cameron Vail	DB
72	Drew Vest	OL
78	Dalton Wagner	OL
1	De'Vion Warren	WR
21	Devwah Whaley	RB
86	John David White	WR
49	McKinley Williams	LB
56	Zach Williams	DL
71	Ryan Winkel	OL
8	Michael Woods	WR
37	Brenden Young	DB
54	Jake Yurachek	LB
25	Zach Zimos	LB

## PRONUNCIATIONS

McKelvin Agim	UH-geem
Peyton Ausley	OZ-lee
Taurean Carter	Tore-ee-an
Joe Foucha	foo-SHAY
De'Jon Harris	DEE-jhon
Koilan Jackson	Coy-Lynn
Enoch Jackson Jr.	Ee-knock
Barry Lunney Jr.	LUHN-ee
Jarques McClellion	JAR-kwezz
Chibueze Nwanna	cha-BOY-zee nah-WAH-na
Nathan Parodi	pa-ro-DEE
Dylan Rathcke	Wrath-key
Mataio Soli	mah-TYE-oh
Britto Tutt	BREE-toe
De'Vion Warren	Deh-VEE-on
Devwah Whaley	DEV-wah
Zach Zimos	ZIE-mus

# GAME 9: MISSISSIPPI STATE



**McTELVIN AGIM**

**3**

**Defensive Line | 6-3 | 300 | Senior**  
**Texarkana, Texas | Hope (Ark.) HS**



## QUICK HITS

- Nickname: Sosa - given by friends for resemblance to Chief Keef (nicknamed Sosa).
- Enrolled with 28 college credit hours with plan to graduate in three years - accomplished.
- Arkansas' active career leader in tackles for loss (30.5).
- Racked up 7.5 tackles for loss in first eight games, tied for 6th in the SEC.
- Needs just 2.0 sacks and 2.5 tackles for loss to crack into the Arkansas career top-10.

## CAREER STATS

	GP/GS	UA	A	ToT	TFL-YDS	SCK-YDS	FF	FR-YDS	INT-YDS	QBH	BRUP
2016	13/5	8	19	27	5.5-23	2.5-13	0	0-0	0-0	2	0
2017	12/11	15	22	37	7.5-33	2.5-19	2	0-0	0-0	3	3
2018	12/12	19	26	45	10.0-44	4.5-25	3	1-0	0-0	11	1
2019	8/8	15	12	27	7.5-28	5.0-24	1	1-0	0-0	3	0
<b>TOTAL</b>	<b>45/36</b>	<b>57</b>	<b>79</b>	<b>136</b>	<b>30.5-128</b>	<b>14.5-81</b>	<b>6</b>	<b>2-0</b>	<b>0-0</b>	<b>19</b>	<b>4</b>

## GAME-BY-GAME STATS

	GP/GS	UA	A	ToT	TFL-YDS	SCK-YDS	FF	FR-YDS	INT-YDS	QBH	BRUP
PORTLAND ST.	1/1	2	4	6	2.0-9	2.0-9	0	0-0	0-0	0	0
at Ole Miss	1/1	3	0	3	1.0-2	0.0-0	0	0-0	0-0	0	0
COLORADO ST.	1/1	1	1	2	0.0-0	0.0-0	1	0-0	0-0	2	0
SAN JOSE ST.	1/1	1	0	1	0.0-0	0.0-0	0	0-0	0-0	1	0
vs. Texas A&M	1/1	2	1	3	1.0-7	1.0-7	0	0-0	0-0	0	0
at Kentucky	1/1	3	2	5	1.5-7	1.0-7	0	0-0	0-0	0	0
AUBURN	1/1	1	1	2	1.0-1	1.0-1	0	1-0	0-0	0	0
at Alabama	1/1	2	3	5	1.0-2	0.0-0	0	0-0	0-0	0	0
MISSISSIPPI ST.											
WESTERN KY.											
at LSU											
MISSOURI											
<b>TOTAL</b>	<b>8/8</b>	<b>15</b>	<b>12</b>	<b>27</b>	<b>7.5-28</b>	<b>5.0-24</b>	<b>1</b>	<b>1-0</b>	<b>0-0</b>	<b>3</b>	<b>0</b>

## SEASON HIGHS

Tackles	6 vs. Portland St. (8/31/19)
Tackles For Loss	2.0 vs. Portland St. (8/31/19)
Sacks	2.0 vs. Portland St. (8/31/19)
QB Hurries	2 vs. Colorado State (9/14/19)
Pass Breakups	None
Forced Fumbles	1 vs. Colorado State (9/14/19)
Fumble Recoveries	1 vs. #11 Auburn (10/19/19)

## CAREER HIGHS

Tackles	9 vs. TCU (9/9/17)
Tackles For Loss	3.5 vs. Tulsa (10/20/18)
Sacks	2.0 (2x) vs. Portland St. (8/31/19)
QB Hurries	3 vs. North Texas (9/15/18)
Pass Breakups	1 (4x) vs. Eastern Illinois (9/1/18)
Forced Fumbles	2 (2x) last at Colorado State (9/8/18)
Fumble Recoveries	1 vs. #11 Auburn (10/19/19)

## IN THE RANKINGS

Category	Stat	SEC	NCAA
Sacks	5.0	T-3rd	T-32nd



**JAMARIO BELL**

**86**

**Defensive Line | 6-5 | 265 | Senior**  
**Junction City, Ark. | Junction City HS**

## QUICK HITS

- Once shattered a backboard with a dunk during a high school basketball game in 2014.
- Second on the team in sacks (3.5) despite only playing six games this year.
- Five of his nine tackles have been in sack plays.
- Has recorded a sack in three of six games he's played this year.
- Moved positions from DE to LB to TE to LB to DE during five-year Arkansas career.

## CAREER STATS

	GP/GS	UA	A	ToT	TFL-YDS	SCK-YDS	FF	FR-YDS	INT-YDS	QBH	BRUP
2017	2/0	0	0	0	0.0-0	0.0-0	0	0-0	0-0	0	0
2018	11/0	11	9	20	1.0-5	0.0-0	1	0-0	0-0	1	0
2019	6/0	6	3	9	4.5-25	3.5-21	1	0-0	0-0	1	0
<b>TOTAL</b>	<b>19/0</b>	<b>17</b>	<b>12</b>	<b>29</b>	<b>5.5-30</b>	<b>3.5-21</b>	<b>2</b>	<b>0-0</b>	<b>0-0</b>	<b>2</b>	<b>0</b>

## GAME-BY-GAME STATS

	GP/GS	UA	A	ToT	TFL-YDS	SCK-YDS	FF	FR-YDS	INT-YDS	QBH	BRUP
PORTLAND ST.	1/0	0	1	1	0.5-1	0.5-1	0	0-0	0-0	1	0
at Ole Miss	-/-	-	-	-	-	-	-	-	-	-	-
COLORADO ST.	-/-	-	-	-	-	-	-	-	-	-	-
SAN JOSE ST.	1/0	2	1	3	2.0-13	1.0-9	1	0-0	0-0	0	0
vs. Texas A&M	1/0	2	0	2	2.0-11	2.0-11	0	0-0	0-0	0	0
at Kentucky	1/0	1	0	1	0.0-0	0.0-0	0	0-0	0-0	0	0
AUBURN	1/0	0	0	0	0.0-0	0.0-0	0	0-0	0-0	0	0
at Alabama	1/0	1	1	2	0.0-0	0.0-0	0	0-0	0-0	0	0
MISSISSIPPI ST.											
WESTERN KY.											
at LSU											
MISSOURI											
<b>TOTAL</b>	<b>6/0</b>	<b>6</b>	<b>3</b>	<b>9</b>	<b>4.5-25</b>	<b>3.5-21</b>	<b>1</b>	<b>0-0</b>	<b>0-0</b>	<b>1</b>	<b>0</b>

## SEASON HIGHS

Tackles	3 vs. San Jose State (9/21/19)
Tackles For Loss	2.0 (2x) last vs. Texas A&M (9/28/19)
Sacks	2.0 vs. Texas A&M (9/28/19)
QB Hurries	1 vs. Portland State (8/31/19)
Pass Breakups	None
Forced Fumbles	1 vs. San Jose State (9/21/19)

## CAREER HIGHS

Tackles	4 (2x) last vs. LSU (11/10/19)
Tackles For Loss	2.0 (2x) last vs. Texas A&M (9/28/19)
Sacks	2.0 vs. Texas A&M (9/28/19)
QB Hurries	1 (2x) last vs. Portland State (8/31/19)
Pass Breakups	None
Forced Fumbles	1 (2x) last vs. San Jose State (9/21/19)

## IN THE RANKINGS

Category	Stat	SEC	NCAA
Sacks	3.5	T-14th	T-109th

# GAME 9: MISSISSIPPI STATE



## RAKEEM BOYD

5

Running Back | 6-0 | 213 | Junior  
Stratford, Texas | Independence CC (Kansas)

### QUICK HITS

- Brother, Rashad, is a sprinter for the Arkansas track & field team.
- Moved from New Orleans to Houston at age 5 because of Hurricane Katrina.
- Talled his sixth 100+ yard game of career in Week 7 at Kentucky (10/12) - 20th Razorback all time.
- Picked up at career-high 134 yards on the ground at Kentucky (10/12); 106 in the 1st qtr.
- Scored on a 74-yd run on the first play from scrimmage at Kentucky (10/12); Longest rush by a Hog since 2016.

### CAREER STATS

	RUSHING					RECEIVING				
	GP/GS	ATT	YDS	AVG	TD	LNG	REC	YDS	AVG	TD
2018	12/8	123	734	6.0	2	69	23	165	7.2	0
2019	8/8	131	706	5.4	5	74	15	131	8.7	0
<b>TOTAL</b>	<b>20/16</b>	<b>254</b>	<b>1,440</b>	<b>5.7</b>	<b>7</b>	<b>74</b>	<b>38</b>	<b>296</b>	<b>7.8</b>	<b>0</b>

### GAME-BY-GAME STATS

	RUSHING					RECEIVING				
	GP/GS	ATT	YDS	AVG	TD	LNG	REC	YDS	AVG	TD
PORTLAND ST.	1/1	18	114	6.3	1	25	3	22	7.3	0
at Ole Miss	1/1	17	67	3.9	0	10	1	8	8.0	0
COLORADO ST.	1/1	20	122	6.1	2	59	0	0	0.0	0
SAN JOSE ST.	1/1	18	91	5.1	0	18	3	10	3.3	0
vs. Texas A&M	1/1	18	89	4.9	0	24	2	10	5.0	0
at Kentucky	1/1	15	134	8.9	2	74	0	0	0.0	0
AUBURN	1/1	13	39	3.0	0	11	2	26	13.0	0
at Alabama	1/1	12	50	4.2	0	12	4	55	13.8	0
MISSISSIPPI ST.										
WESTERN KY.										
at LSU										
MISSOURI										
<b>TOTAL</b>	<b>8/8</b>	<b>131</b>	<b>706</b>	<b>5.4</b>	<b>5</b>	<b>74</b>	<b>15</b>	<b>131</b>	<b>8.7</b>	<b>0</b>

### SEASON HIGHS

Rushes	20 vs. Colorado St. (9/14/19)
Rushing Yards	134 at Kentucky (10/12/19)
Rushing Touchdowns	2 (2x) last at Kentucky (10/12/19)
Long Rush	74 at Kentucky (10/12/19)
100-Yard Games	3 last at Kentucky (10/12/19)
Receptions	4 at #1 Alabama (10/26/19)
Receiving Yards	55 at #1 Alabama (10/26/19)
Receiving Touchdowns	None
Long Reception	22 at #1 Alabama (10/26/19)

### CAREER HIGHS

Rushes	22 vs. Tulsa (10/20/18)
Rushing Yards	134 at Kentucky (10/12/19)
Rushing Touchdowns	2 (2x) last at Kentucky (10/12/19)
Long Rush	74 at Kentucky (10/12/19)
100-Yard Games	6 last at Kentucky (10/12/19)
Receptions	5 vs. Alabama (10/6/18)
Receiving Yards	55 at #1 Alabama (10/26/19)
Receiving Touchdowns	None
Long Reception	38 vs. Ole Miss (10/13/18)

### IN THE RANKINGS

Category	Stat	SEC	NCAA
Rushing yards	706	3rd	32nd
Rushing yards per game	88.3	4th	38th
All purpose yards per game	104.6	7th	81st
Rushing attempts	131	T-2nd	30th



## GREG BROOKS JR.

9

Defensive Back | 5-11 | 179 | Freshman  
Harvey, La. | West Jefferson HS

### QUICK HITS

- Early enrollee
- Son of Greg Brooks Sr. - DB at Michigan & Southern Miss - Drafted by Bengals (6th rd) in 2004.
- Has started each of the first seven games in 2019 at nickel back.
- Four-star prospect by Rivals and ESPN - No. 35 CB in nation & No. 18 in Louisiana by ESPN.
- Racked up a season-high five tackles against SJSU (9/21); Has 13 in last five games.

### CAREER STATS

	GP/GS	UA	A	ToT	TFL-YDS	SCK-YDS	FF	FR-YDS	INT-YDS	QBH	BRUP
2019	8/8	10	7	17	0.0-0	0.0-0	0	0-0	0-0	1	2
<b>TOTAL</b>	<b>8/8</b>	<b>10</b>	<b>7</b>	<b>17</b>	<b>0.0-0</b>	<b>0.0-0</b>	<b>0</b>	<b>0-0</b>	<b>0-0</b>	<b>1</b>	<b>2</b>

### GAME-BY-GAME STATS

	GP/GS	UA	A	ToT	TFL-YDS	SCK-YDS	FF	FR-YDS	INT-YDS	QBH	BRUP
PORTLAND ST.	1/1	0	0	0	0.0-0	0.0-0	0	0-0	0-0	1	0
at Ole Miss	1/1	3	1	4	0.0-0	0.0-0	0	0-0	0-0	0	2
COLORADO ST.	1/1	1	0	1	0.0-0	0.0-0	0	0-0	0-0	0	0
SAN JOSE ST.	1/1	1	4	5	0.0-0	0.0-0	0	0-0	0-0	0	0
vs. Texas A&M	1/1	2	1	3	0.0-0	0.0-0	0	0-0	0-0	0	0
at Kentucky	1/1	0	0	0	0.0-0	0.0-0	0	0-0	0-0	0	0
AUBURN	1/1	1	0	1	0.0-0	0.0-0	0	0-0	0-0	0	0
at Alabama	1/1	2	1	3	0.0-0	0.0-0	0	0-0	0-0	0	0
MISSISSIPPI ST.											
WESTERN KY.											
at LSU											
MISSOURI											
<b>TOTAL</b>	<b>8/8</b>	<b>10</b>	<b>7</b>	<b>17</b>	<b>0.0-0</b>	<b>0.0-0</b>	<b>0</b>	<b>0-0</b>	<b>0-0</b>	<b>1</b>	<b>2</b>

### SEASON HIGHS

Tackles	5 vs. San Jose State (9/21/19)
Double-Figure Tackle Games	None
Tackles For Loss	None
Sacks	None
Interceptions	None
Interception Return Yards	None
QB Hurries	1 vs. Portland St. (8/31/19)
Pass Breakups	2 at Ole Miss (9/7/19)
Forced Fumbles	None

### CAREER HIGHS

Tackles	5 vs. San Jose State (9/21/19)
Double-Figure Tackle Games	None
Tackles For Loss	None
Sacks	None
Interceptions	None
Interception Return Yards	None
QB Hurries	1 vs. Portland St. (8/31/19)
Pass Breakups	2 at Ole Miss (9/7/19)
Forced Fumbles	None



## MONTARIC BROWN

21

Defensive Back | 6-0 | 187 | Sophomore  
Ashdown, Ark. | Ashdown HS

### QUICK HITS

- Nickname - Busta - given to him by HS coach & town of Ashdown, Ark.
- Has started seven of eight games this year, eclipsing his start total from 2018.
- Talled a season-high five tackles at UK (10/12), tying a career-high; All were solo stops.
- Pulled in his first interception of his career vs. Texas A&M (9/28); One of nine Razorbacks with a takeaway in 2019
- Redshirted 2017 season.

### CAREER STATS

	GP/GS	UA	A	ToT	TFL-YDS	SCK-YDS	FF	FR-YDS	INT-YDS	QBH	BRUP
2018	11/3	8	1	9	0.0-0	0.0-0	0	0-0	0-0	0	1
2019	7/7	17	4	21	0.0-0	0.0-0	0	1-0	1-12	0	3
<b>TOTAL</b>	<b>18/10</b>	<b>24</b>	<b>5</b>	<b>30</b>	<b>0.0-0</b>	<b>0.0-0</b>	<b>0</b>	<b>1-0</b>	<b>1-12</b>	<b>0</b>	<b>4</b>

### GAME-BY-GAME STATS

	GP/GS	UA	A	ToT	TFL-YDS	SCK-YDS	FF	FR-YDS	INT-YDS	QBH	BRUP
PORTLAND ST.	1/1	2	0	2	0.0-0	0.0-0	0	0-0	0-0	0	0
at Ole Miss	1/1	1	0	1	0.0-0	0.0-0	0	0-0	0-0	0	0
COLORADO ST.	1/1	2	2	4	0.0-0	0.0-0	0	1-0	0-0	0	2
SAN JOSE ST.	-	-	-	-	-	-	-	-	-	-	-
vs. Texas A&M	1/1	3	1	4	0.0-0	0.0-0	0	0-0	1-12	0	0
at Kentucky	1/1	5	0	5	0.0-0	0.0-0	0	0-0	0-0	0	0
AUBURN	1/1	2	1	3	0.0-0	0.0-0	0	0-0	0-0	0	0
at Alabama	1/1	2	0	2	0.0-0	0.0-0	0	0-0	0-0	0	1
MISSISSIPPI ST.											
WESTERN KY.											
at LSU											
MISSOURI											
<b>TOTAL</b>	<b>7/7</b>	<b>17</b>	<b>4</b>	<b>21</b>	<b>0.0-0</b>	<b>0.0-0</b>	<b>0</b>	<b>1-0</b>	<b>1-12</b>	<b>2</b>	<b>3</b>

### SEASON HIGHS

Tackles	5 at Kentucky (10/12/19)
Double-Figure Tackle Games	None
Tackles For Loss	None
Sacks	None
Interceptions	1 vs. Texas A&M (9/28/19)
Interception Return Yards	12 vs. Texas A&M (9/28/19)
QB Hurries	2 vs. Colorado St. (9/14/19)
Pass Breakups	2 vs. Colorado State (9/14/19)
Forced Fumbles	None

### CAREER HIGHS

Tackles	5 (2x) last at Kentucky (10/12/19)
Double-Figure Tackle Games	None
Tackles For Loss	None
Sacks	None
Interceptions	1 vs. Texas A&M (9/28/19)
Interception Return Yards	12 vs. Texas A&M (9/28/19)
QB Hurries	2 vs. Colorado St. (9/14/19)
Pass Breakups	2 vs. Colorado State (9/14/19)
Forced Fumbles	None



## TREYLON BURKS

16

Wide Receiver | 6-3 | 223 | Freshman  
Warren, Ark. | Warren HS

### QUICK HITS

- Enjoys being outdoors, fishing & watching old re-runs of westerns in the early morning.
- His 18 catches this year is the fourth-most among all SEC freshmen.
- Hauled in a season-high four catches for 92 yards vs. CSU (9/14) - team-high yardage.
- Four-star prospect by Rivals, 247Sports and ESPN.
- Rated as the top player in the state of Arkansas by 247Sports & No. 82 in country by ESPN.

### CAREER STATS

	GP/GS	REC	YDS	AVG	TD	LNG	ATT	YDS	AVG	TD	LNG
2019	7/6	19	288	15.2	0	38	3	2	0.7	0	3
<b>TOTAL</b>	<b>7/6</b>	<b>19</b>	<b>288</b>	<b>15.2</b>	<b>0</b>	<b>38</b>	<b>3</b>	<b>2</b>	<b>0.7</b>	<b>0</b>	<b>3</b>

### GAME-BY-GAME STATS

	GP/GS	REC	YDS	AVG	TD	LNG	ATT	YDS	AVG	TD	LNG
PORTLAND ST.	1/1	3	52	17.3	0	20	0	0	0	0	0
at Ole Miss	1/0	2	28	14.0	0	22	0	0	0	0	0
COLORADO ST.	1/1	4	92	23.0	0	38	0	0	0	0	0
SAN JOSE ST.	-	-	-	-	-	-	-	-	-	-	-
vs. Texas A&M	1/1	4	58	14.5	0	31	0	0	0	0	0
at Kentucky	1/1	2	25	12.5	0	15	0	0	0	0	0
AUBURN	1/1	3	28	9.3	0	13	2	-1	-0.5	0	2
at Alabama	1/1	1	15	15.0	0	15	1	3	3.0	0	3
MISSISSIPPI ST.											
WESTERN KY.											
at LSU											
MISSOURI											
<b>TOTAL</b>	<b>7/6</b>	<b>19</b>	<b>288</b>	<b>15.2</b>	<b>0</b>	<b>38</b>	<b>3</b>	<b>2</b>	<b>0.7</b>	<b>0</b>	<b>3</b>

### SEASON HIGHS

Receptions	4 (2x) last vs. Texas A&M (9/28/19)
Receiving Yards	92 vs. Colorado St. (9/14/19)
Receiving Touchdowns	None
Long Reception	38 vs. Colorado St. (9/14/19)
Rushes	2 vs. #11 Auburn (10/19/19)
Rushing Yards	3 at #1 Alabama (10/26/19)
Long Rush	3 at #1 Alabama (10/26/19)

### CAREER HIGHS

Receptions	4 (2x) last vs. Texas A&M (9/28/19)
Receiving Yards	92 vs. Colorado St. (9/14/19)
Receiving Touchdowns	None
Long Reception	38 vs. Colorado St. (9/14/19)
Rushes	2 vs. #11 Auburn (10/19/19)
Rushing Yards	3 at #1 Alabama (10/26/19)
Long Rush	3 at #1 Alabama (10/26/19)

### IN THE RANKINGS

Category	Stat	SEC	NCAA
Punt return average	11.3	4th	17th
Punt return average (SEC games)	17.8	2nd	
Yards per catch	15.7	8th	90th
Punt returns	10	4th	T-42nd
Receiving yards per game (Freshmen only)	42.6	3rd	
Receptions per game (Freshmen only)	2.7	T-3rd	
All purpose yards per game (Freshmen only)	60.6	5th	



## GAME 9: MISSISSIPPI STATE



### KAMREN CURL

2

**Defensive Back | 6-2 | 198 | Junior**  
San Diego, Calif. | Muskogee HS (Okla.)

#### QUICK HITS

- Coached by his dad, Greg, in HS - DC in 9th grade / Assistant Coach on varsity.
- Father served in Navy, moved from California to Oklahoma at start of HS career.
- Returned his first career fumble recovery 69 yards for a touchdown at Ole Miss (9/7).
- First player in the nation with a SCK, an INT and a fumble recovery for a TD this year.
- One of four active Razorbacks (Harris, Pool, Foucha) with a double-digit tackle game in career (12 vs. Texas A&M - 9/28)

#### CAREER STATS

	GP/GS	UA	A	ToT	TFL-YDS	SCK-YDS	FF	FR-YDS	INT-YDS	QBH	BRUP
2017	12/11	32	14	46	0.0-0	0.0-0	0	0-0	0-0	0	8
2018	11/11	27	26	53	0.0-0	0.0-0	1	0-0	0-0	1	5
2019	8/8	35	24	59	2.5-10	2.0-9	1	1-69	2-36	0	1
<b>TOTAL</b>	<b>31/30</b>	<b>94</b>	<b>64</b>	<b>158</b>	<b>2.5-10</b>	<b>2.0-9</b>	<b>2</b>	<b>1-69</b>	<b>2-36</b>	<b>1</b>	<b>14</b>

#### GAME-BY-GAME STATS

	GP/GS	UA	A	ToT	TFL-YDS	SCK-YDS	FF	FR-YDS	INT-YDS	QBH	BRUP
PORTLAND ST.	1/1	4	1	5	2.0-9	2.0-9	0	0-0	1-29	0	0
at Ole Miss	1/1	6	2	8	0.0-0	0.0-0	1	1-69	0-0	0	0
COLORADO ST.	1/1	7	2	9	0.0-0	0.0-0	0	0-0	0-0	0	0
SAN JOSE ST.	1/1	3	2	5	0.0-0	0.0-0	0	0-0	1-7	0	1
vs. Texas A&M	1/1	4	8	12	0.0-0	0.0-0	0	0-0	0-0	0	0
at Kentucky	1/1	3	2	5	0.5-1	0.0-0	0	0-0	0-0	0	0
AUBURN	1/1	5	3	8	0.0-0	0.0-0	0	0-0	0-0	0	0
at Alabama	1/1	3	4	7	0.0-0	0.0-0	0	0-0	0-0	0	0
MISSISSIPPI ST.											
WESTERN KY.											
at LSU											
MISSOURI											
<b>TOTAL</b>	<b>8/8</b>	<b>35</b>	<b>24</b>	<b>59</b>	<b>2.5-10</b>	<b>2.0-9</b>	<b>1</b>	<b>1-69</b>	<b>2-36</b>	<b>0</b>	<b>1</b>

#### SEASON HIGHS

Tackles	12 vs. Texas A&M (9/28/19)
Double Figure Tackle Games	1 last vs. Texas A&M (9/28/19)
Tackles For Loss	2.0 vs. Portland St. (8/31/19)
Sacks	2.0 vs. Portland St. (8/31/19)
QB Hurries	None
Pass Breakups	None
Forced Fumbles	1 at Ole Miss (9/7/19)
Interceptions	1 (2x) last vs. San Jose State (9/21/19)

#### CAREER HIGHS

Tackles	12 vs. Texas A&M (9/28/19)
Double Figure Tackle Games	1 last vs. Texas A&M (9/28/19)
Tackles For Loss	2.0 vs. Portland St. (8/31/19)
Sacks	2.0 vs. Portland St. (8/31/19)
QB Hurries	1 vs. LSU (11/10/18)
Pass Breakups	3 at South Carolina (10/7/17)
Forced Fumbles	1 (2x) last at Ole Miss (9/7/19)
Interceptions	1 (2x) last vs. San Jose State (9/21/19)

#### IN THE RANKINGS

Category	Stat	SEC	NCAA
Tackles per game	7.4	8th	103rd
Interceptions per game	0.3	T-8th	
Total interceptions	2	T-7th	T-49th
Tackles per game (SEC games)	7.4	7th	T-8th



### JOE FOUCHA

7

**Defensive Back | 5-11 | 195 | Sophomore**  
New Orleans, La. | McDonogh 35 HS

#### QUICK HITS

- House flooded during Hurricane Katrina - moved to Texas, moved back to NOLA later.
- Recognized as PAT Award winner by Coach Morris after camp - Passion/Attitude/Trust.
- Topped his career-high for second time this year with 13 tackles at #1 Alabama (10/26).
- Hauled in his first career interception late vs. Portland St. (8/31), sealing the game.
- Has two double-digit tackle games in career, both this year (at Kentucky - 10/12).

#### CAREER STATS

	GP/GS	UA	A	ToT	TFL-YDS	SCK-YDS	FF	FR-YDS	INT-YDS	QBH	BRUP
2018	9/1	6	5	11	0.0-0	0.0-0	0	0-0	0-0	0	0
2019	8/8	34	22	56	1.0-2	0.0-0	0	1-0	1-20	1	4
<b>TOTAL</b>	<b>17/9</b>	<b>40</b>	<b>27</b>	<b>67</b>	<b>1.0-2</b>	<b>0.0-0</b>	<b>0</b>	<b>1-0</b>	<b>1-20</b>	<b>1</b>	<b>4</b>

#### GAME-BY-GAME STATS

	GP/GS	UA	A	ToT	TFL-YDS	SCK-YDS	FF	FR-YDS	INT-YDS	QBH	BRUP
PORTLAND ST.	1/1	0	1	1	0.0-0	0.0-0	0	0-0	1-20	0	2
at Ole Miss	1/1	6	1	7	0.0-0	0.0-0	0	1-0	0-0	0	0
COLORADO ST.	1/1	2	4	6	0.0-0	0.0-0	0	0-0	0-0	0	0
SAN JOSE ST.	1/1	1	3	4	0.0-0	0.0-0	0	0-0	0-0	1	1
vs. Texas A&M	1/1	3	3	6	0.0-0	0.0-0	0	0-0	0-0	0	0
at Kentucky	1/1	8	3	11	0.0-0	0.0-0	0	0-0	0-0	0	0
AUBURN	1/1	5	3	8	1.0-2	0.0-0	0	0-0	0-0	0	0
at Alabama	1/1	9	4	13	0.0-0	0.0-0	0	0-0	0-0	0	1
MISSISSIPPI ST.											
WESTERN KY.											
at LSU											
MISSOURI											
<b>TOTAL</b>	<b>8/8</b>	<b>34</b>	<b>22</b>	<b>56</b>	<b>1.0-2</b>	<b>0.0-0</b>	<b>0</b>	<b>1-0</b>	<b>1-20</b>	<b>1</b>	<b>4</b>

#### SEASON HIGHS

Tackles	13 at #1 Alabama (10/26/19)
Double-Digit Tackle Games	1 last at #1 Alabama (10/26/19)
Tackles For Loss	1.0 vs. #11 Auburn (10/19/19)
Sacks	None
QB Hurries	1 vs. San Jose State (9/21/19)
Pass Breakups	2 vs. Portland St. (8/31/19)
Forced Fumbles	None
Interceptions	1 vs. Portland St. (8/31/19)

#### CAREER HIGHS

Tackles	13 at #1 Alabama (10/26/19)
Double-Digit Tackle Games	1 last at #1 Alabama (10/26/19)
Tackles For Loss	1.0 vs. #11 Auburn (10/19/19)
Sacks	None
QB Hurries	1 vs. San Jose State (9/21/19)
Pass Breakups	2 vs. Portland St. (8/31/19)
Forced Fumbles	None
Interceptions	1 vs. Portland St. (8/31/19)



## DORIAN GERALD

5

**Tight End | 6-6 | 243 | Junior**  
Madison, Miss. | Madison Central HS

### \*\*NEWS\*\*

Will miss the rest of the 2019 season after an injury in week one.

### QUICK HITS

- Played in eight games during his first season at Arkansas, starting the final two contests.
- Totaled 275 snaps over the course of the year, 245 coming on the defensive line
- Recorded multi-tackle performances in each of the last five games of the year.
- Had multiple solo stops in three of the last four games.
- Racked up a season-high nine tackles, with 1.5 TFLs, at Mississippi State (11/17/18).

### CAREER STATS

	GP/GS	UA	A	ToT	TFL-YDS	SCK-YDS	FF	FR-YDS	INT-YDS	QBH	BRUP
2018	8/2	8	13	21	2.5-13	0.0-0	0	0-0	0-0	2	2
2019	1/1	0	1	1	0.0-0	0.0-0	0	0-0	0-0	0	1
<b>TOTAL</b>	<b>9/3</b>	<b>8</b>	<b>14</b>	<b>22</b>	<b>2.5-13</b>	<b>0.0-0</b>	<b>0</b>	<b>0-0</b>	<b>0-0</b>	<b>2</b>	<b>3</b>

### GAME-BY-GAME STATS

	GP/GS	UA	A	ToT	TFL-YDS	SCK-YDS	FF	FR-YDS	INT-YDS	QBH	BRUP
PORTLAND ST.	1/1	0	1	1	0.0-0	0.0-0	0	0-0	0-0	0	1
at Ole Miss	-/-	-	-	-	-	-	-	-	-	-	-
COLORADO ST.	-/-	-	-	-	-	-	-	-	-	-	-
SAN JOSE ST.	-/-	-	-	-	-	-	-	-	-	-	-
vs. Texas A&M	-/-	-	-	-	-	-	-	-	-	-	-
at Kentucky	-/-	-	-	-	-	-	-	-	-	-	-
AUBURN	-/-	-	-	-	-	-	-	-	-	-	-
at Alabama	-/-	-	-	-	-	-	-	-	-	-	-
MISSISSIPPI ST.											
WESTERN KY.											
at LSU											
MISSOURI											
<b>TOTAL</b>	<b>1/1</b>	<b>0</b>	<b>1</b>	<b>1</b>	<b>0.0-0</b>	<b>0.0-0</b>	<b>0</b>	<b>0-0</b>	<b>0-0</b>	<b>0</b>	<b>1</b>

### SEASON HIGHS

Tackles	.....1 vs. Portland St. (8/31/19)
Tackles For Loss	.....None
Sacks	.....None
QB Hurries	.....None
Pass Breakups	.....1 vs. Portland St. (8/31/19)
Forced Fumbles	.....None
Interceptions	.....None

### CAREER HIGHS

Tackles	.....9 at Mississippi State (11/17/18)
Tackles For Loss	.....1.5 at Mississippi State (11/17/18)
Sacks	.....None
QB Hurries	.....1, twice, at Missouri (11/23/18)
Pass Breakups	.....1 (3x) last vs. Portland St. (8/31/19)
Forced Fumbles	.....None
Interceptions	.....None



## GRAYSON GUNTER

89

**Tight End | 6-6 | 243 | Junior**  
Madison, Miss. | Madison Central HS

### QUICK HITS

- Father, Bubba, played football at Ole Miss from 1989-91 as an outside linebacker.
- Played in 11 of 12 games for the Razorbacks as a redshirt sophomore in 2018, starting twice.
- Racked up a career-high three catches in Week 1 vs. Portland St. (8/31).
- Recorded his first career touchdown vs. Tulsa (10/20/18)
- One of two players on 2019 roster from the state of Mississippi.

### CAREER STATS

	GP/GS	RECEIVING					RUSHING				
		REC	YDS	AVG	TD	LNG	ATT	YDS	AVG	TD	LNG
2016	13/0	1	29	29.0	0	29	0	0	0.0	0	0
2018	11/2	4	51	12.8	1	23	0	0	0.0	0	0
2019	8/3	3	16	5.3	0	9	0	0	0.0	0	0
<b>TOTAL</b>	<b>32/5</b>	<b>8</b>	<b>96</b>	<b>12.0</b>	<b>1</b>	<b>29</b>	<b>0</b>	<b>0</b>	<b>0.0</b>	<b>0</b>	<b>0</b>

### GAME-BY-GAME STATS

	GP/GS	RECEIVING					RUSHING				
		REC	YDS	AVG	TD	LNG	ATT	YDS	AVG	TD	LNG
PORTLAND ST.	1/1	3	16	5.3	0	9	0	0	0	0	0
at Ole Miss	1/1	0	0	0.0	0	0	0	0	0	0	0
COLORADO ST.	1/1	0	0	0.0	0	0	0	0	0	0	0
SAN JOSE ST.	1/0	0	0	0.0	0	0	0	0	0	0	0
vs. Texas A&M	1/0	0	0	0.0	0	0	0	0	0	0	0
at Kentucky	1/0	0	0	0.0	0	0	0	0	0	0	0
AUBURN	1/0	0	0	0.0	0	0	0	0	0	0	0
at Alabama	1/0	0	0	0.0	0	0	0	0	0	0	0
MISSISSIPPI ST.											
WESTERN KY.											
at LSU											
MISSOURI											
<b>TOTAL</b>	<b>8/3</b>	<b>3</b>	<b>16</b>	<b>5.3</b>	<b>0</b>	<b>9</b>	<b>0</b>	<b>0</b>	<b>0</b>	<b>0</b>	<b>0</b>

### SEASON HIGHS

Receptions	.....3 vs. Portland St. (8/31/19)
Receiving Yards	.....16 vs. Portland St. (8/31/19)
Receiving Touchdowns	.....None
Long Reception	.....9 vs. Portland St. (8/31/19)
Rushes	.....None
Rushing Yards	.....None
Rushing Touchdowns	.....None

### CAREER HIGHS

Receptions	.....3 vs. Portland St. (8/31/19)
Receiving Yards	.....23 vs. LSU (11/10/18)
Receiving Touchdowns	.....1 vs. Tulsa (10/20/18)
Long Reception	.....23 vs. LSU (11/10/18)
Rushes	.....None
Rushing Yards	.....None
Rushing Touchdowns	.....None



## T.J. HAMMONDS

41

Running Back | 5-10 | 184 | Redshirt Junior  
Little Rock, Ark. | Joe T. Robinson HS

### QUICK HITS

- Played in four of the first five games last year, then did not play again to keep redshirt.
- Recorded the team's longest catch last year 64 yards for a TD at Colorado State (9/8).
- Had three carries in three of the four games played last season.
- His 88-yard TD run against Coastal Carolina ('17) was the sixth-longest run in team history.
- Also had a 60-yard TD catch vs. CC to be first Hog since 2012 with two TDs of 60+ yards.

### CAREER STATS

	RECEIVING					RUSHING				
	GP/GS	REC	YDS	AVG	TD	LNG	ATT	YDS	AVG	TD
2016	8/0	0	0	0.0	0	0	15	88	5.9	1
2017	12/0	2	64	32.0	1	60	32	267	8.3	1
2018	4/0	4	84	12.0	1	64	10	28	2.8	0
2019	3/0	3	3	1.0	0	7	2	10	5.0	0
<b>TOTAL</b>	<b>27/0</b>	<b>11</b>	<b>159</b>	<b>14.5</b>	<b>2</b>	<b>64</b>	<b>59</b>	<b>407</b>	<b>6.9</b>	<b>2</b>

### GAME-BY-GAME STATS

	RECEIVING					RUSHING				
	GP/GS	REC	YDS	AVG	TD	LNG	ATT	YDS	AVG	TD
PORTLAND ST.	-/-	-	-	-	-	-	-	-	-	-
at Ole Miss	-/-	-	-	-	-	-	-	-	-	-
COLORADO ST.	-/-	-	-	-	-	-	-	-	-	-
SAN JOSE ST.	-/-	-	-	-	-	-	-	-	-	-
vs. Texas A&M	1/0	2	8	4.0	0	7	0	0	0.0	0
at Kentucky	-/-	-	-	-	-	-	-	-	-	-
AUBURN	1/0	1	-5	-5.0	0	-5	1	3	3.0	0
at Alabama	1/0	0	0	0.0	0	0	1	7	7.0	0
MISSISSIPPI ST.										
WESTERN KY.										
at LSU										
MISSOURI										
<b>TOTAL</b>	<b>3/0</b>	<b>3</b>	<b>3</b>	<b>1.0</b>	<b>0</b>	<b>7</b>	<b>2</b>	<b>10</b>	<b>5.0</b>	<b>0</b>

### SEASON HIGHS

Rushes	1 (2x) last at #1 Alabama (10/26/19)
Rushing Yards	7 at #1 Alabama (10/26/19)
Rushing Touchdowns	None
Long Rush	7 at #1 Alabama (10/26/19)
Receptions	2 vs. Texas A&M (9/28/19)
Receiving Yards	8 vs. Texas A&M (9/28/19)
Receiving Touchdowns	None
Long Reception	7 vs. Texas A&M (9/28/19)

### CAREER HIGHS

Rushes	11 at Ole Miss (10/28/17)
Rushing Yards	119 vs. Coastal Carolina (11/4/17)
Rushing Touchdowns	1 (2x), last vs. Coastal Carolina (11/4/17)
Long Rush	88 vs. Coastal Carolina (11/4/17)
Receptions	2 vs. North Texas (9/15/18)
Receiving Yards	64 at Colorado State (9/8/18)
Receiving Touchdowns	1 (2x) last at Colorado State (9/8/18)
Long Reception	64 at Colorado State (9/8/18)



## CHASE HARRELL

14

Tight End | 6-4 | 249 | Senior  
Huffman, Texas | Kansas

### QUICK HITS

- Has a newborn son, Calvin.
- Caught his first touchdown at Arkansas in Week 3 vs. Colorado St. (9/14).
- Both of his receptions this season have gone for 14 yards.
- Transitioned to tight end after 2018 season.
- Transferred to Arkansas as a junior after three years at Kansas.

### CAREER STATS

	RECEIVING					RUSHING				
	GP/GS	REC	YDS	AVG	TD	LNG	ATT	YDS	AVG	TD
2016 (KU)	12	5	81	16.2	2	38	0	0	0.0	0
2017 (KU)	12/4	25	221	8.8	3	28	0	0	0.0	0
2018	10/0	4	60	15.0	0	36	0	0	0.0	0
2019	8/1	2	28	14.0	1	14	0	0	0.0	0
<b>TOTAL</b>	<b>39/8</b>	<b>47</b>	<b>480</b>	<b>10.2</b>	<b>6</b>	<b>38</b>	<b>0</b>	<b>0</b>	<b>0.0</b>	<b>0</b>

### GAME-BY-GAME STATS

	RECEIVING					RUSHING				
	GP/GS	REC	YDS	AVG	TD	LNG	ATT	YDS	AVG	TD
PORTLAND ST.	1/0	1	14	14.0	0	14	0	0	0.0	0
at Ole Miss	1/0	0	0	0.0	0	0	0	0	0.0	0
COLORADO ST.	1/0	1	14	14.0	1	14	0	0	0.0	0
SAN JOSE ST.	1/1	0	0	0.0	0	0	0	0	0.0	0
vs. Texas A&M	1/0	0	0	0.0	0	0	0	0	0.0	0
at Kentucky	1/0	0	0	0.0	0	0	0	0	0.0	0
AUBURN	1/0	0	0	0.0	0	0	0	0	0.0	0
at Alabama	1/0	0	0	0.0	0	0	0	0	0.0	0
MISSISSIPPI ST.										
WESTERN KY.										
at LSU										
MISSOURI										
<b>TOTAL</b>	<b>8/1</b>	<b>2</b>	<b>28</b>	<b>14.0</b>	<b>1</b>	<b>14</b>	<b>0</b>	<b>0</b>	<b>0.0</b>	<b>0</b>

### SEASON HIGHS

Receptions	1, twice vs. Colorado State (9/14/19)
Receiving Yards	14, twice vs. Colorado State (9/14/19)
Receiving Touchdowns	1 vs. Colorado State (9/14/19)
Long Reception	14, twice vs. Colorado State (9/14/19)
Rushes	None
Rushing Yards	None
Rushing Touchdowns	None
Long Rush	None
Punt Returns	None
Long Punt Return	None
Kick Returns	None
Kick Return Yards	None
Kick Return Touchdowns	None

### CAREER HIGHS

Receptions	6 vs. Oklahoma (11/18/17)
Receiving Yards	58 at Ohio (9/2/17)
Receiving Touchdowns	1 (6x), vs. Colorado State (9/14/19)
Long Reception	38 vs. Rhode Island (9/3/16)
Rushes	None
Rushing Yards	None
Rushing Touchdowns	None
Punt Returns	None
Long Rush	None
Long Punt Return	None
Kick Returns	None
Kick Return Yards	None
Kick Return Touchdowns	None

# GAME 9: MISSISSIPPI STATE



## DE'JON HARRIS

8

Linebacker | 6-0 | 248 | Senior  
Harvey, La. | John Ehret HS

### QUICK HITS

- Nickname: Scoota - given to him by his mom as a child.
- Second-straight double-digit tackle game (10 vs. #11 Auburn); 18th of career.
- Picked up first takeaway (FR) of season vs. Texas A&M (9/28), second of career.
- Three double-digit tackle games this season; T-2nd in SEC.
- Led the SEC in total tackles, solo stops & tackles in SEC play during the 2018 regular season.

### CAREER STATS

	GP/GS	UA	A	ToT	TFL-YDS	SCK-YDS	FF	FR-YDS	INT-YDS	QBH	BRUP
2016	12/0	18	19	37	2.0-8	1.0-6	1	0-0	0-0	0	0
2017	12/12	66	49	115	8.5-25	3.5-18	0	0-0	0-0	4	2
2018	12/12	62	56	118	9.0-23	2.0-11	1	1-0	0-0	2	5
2019	8/8	31	32	63	3.0-5	0.0-0	1	2-6	0-0	2	2
<b>TOTAL</b>	<b>44/32</b>	<b>177</b>	<b>156</b>	<b>333</b>	<b>22.5-61</b>	<b>6.5-51</b>	<b>3</b>	<b>3-6</b>	<b>0-0</b>	<b>8</b>	<b>9</b>

### GAME-BY-GAME STATS

	GP/GS	UA	A	ToT	TFL-YDS	SCK-YDS	FF	FR-YDS	INT-YDS	QBH	BRUP
PORTLAND ST.	1/1	0	3	3	0.5-1	0.0-0	0	0-0	0-0	1	0
at Ole Miss	1/1	3	3	6	0.0-0	0.0-0	0	0-0	0-0	0	0
COLORADO ST.	1/1	6	6	12	0.5-1	0.0-0	0	0-0	0-0	0	0
SAN JOSE ST.	1/1	3	4	7	0.0-0	0.0-0	0	0-0	0-0	0	2
vs. Texas A&M	1/1	5	1	6	1.0-2	0.0-0	0	1-6	0-0	0	0
at Kentucky	1/1	6	4	10	1.0-1	0.0-0	0	1-0	0-0	0	0
AUBURN	1/1	5	5	10	0.0-0	0.0-0	1	0-0	0-0	0	0
at Alabama	1/1	3	6	9	0.0-0	0.0-0	0	0-0	0-0	0	0
MISSISSIPPI ST.											
WESTERN KY.											
at LSU											
MISSOURI											
<b>TOTAL</b>	<b>8/8</b>	<b>31</b>	<b>32</b>	<b>63</b>	<b>3.0-5</b>	<b>0.0-0</b>	<b>1</b>	<b>2-6</b>	<b>0-0</b>	<b>1</b>	<b>2</b>

### SEASON HIGHS

Tackles	12 vs. Colorado St. (9/14/19)
Tackles For Loss	1.0 (2x) last at Kentucky (10/12/19)
Double-Figure Tackle Games	3 last vs. #11 Auburn (10/19/19)
Sacks	None
Interceptions	None
Interception Return Yards	None
QB Hurries	1 vs. Portland St. (8/31/19)
Pass Breakups	2 vs. San Jose State (9/21/19)
Forced Fumbles	1 vs. #11 Auburn (10/19/19)
Fumble Recoveries	1 (2x) last at Kentucky (10/12/19)

### CAREER HIGHS

Tackles	16 vs. Texas A&M (9/29/18)
Tackles For Loss	2.0 (3x), last vs. Texas A&M (9/29/18)
Double-Figure Tackle Games	18, last vs. #11 Auburn (10/19/19)
Sacks	1.0 (6x) last vs. Ole Miss (10/13/18)
Interceptions	None
Interception Return Yards	1 vs. Tulsa (10/20/18)
QB Hurries	3 vs. Missouri (11/24/17)
Pass Breakups	2 (3x) last vs. San Jose State (9/21/19)
Forced Fumbles	1 (3x) last vs. #11 Auburn (10/19/19)
Fumble Recoveries	1 (3x) last at Kentucky (10/12/19)

### IN THE RANKINGS

Category	Stat	SEC	NCAA
Tackles per game	7.9	4th	70th



## CHASE HAYDEN

2

Running Back | 5-10 | 205 | Junior  
Memphis, Tenn. | Saint George's Independent School

### QUICK HITS

- Father, Aaron, was RB at Tennessee & drafted by Chargers (4th rd) in 1995 NFL Draft.
- Played in all 12 games for the Razorbacks as a sophomore in 2018.
- Totaled 220 snaps over the course of the season, 214 out of the backfield.
- Ranked third on the team in rushing with 251 yards and a touchdown on 57 carries in 2018.
- Racked up 70 yards on five carries, scoring once against Vanderbilt on Oct. 27.

### CAREER STATS

	GP/GS	RUSHING					RECEIVING				
		ATT	YDS	AVG	TD	LNG	REC	YDS	AVG	TD	LNG
2017	7/0	61	326	5.3	4	40	1	23	23.0	0	23
2018	12/0	57	251	4.4	1	38	11	61	5.5	0	20
2019	4/0	12	39	3.3	0	15	4	12	3.0	0	6
<b>TOTAL</b>	<b>23/0</b>	<b>130</b>	<b>617</b>	<b>4.7</b>	<b>5</b>	<b>40</b>	<b>16</b>	<b>96</b>	<b>6.0</b>	<b>0</b>	<b>23</b>

### GAME-BY-GAME STATS

	GP/GS	RUSHING					RECEIVING				
		ATT	YDS	AVG	TD	LNG	REC	YDS	AVG	TD	LNG
PORTLAND ST.	1/0	9	28	3.1	0	6	1	4	4.0	0	4
at Ole Miss	1/0	1	-6	-6.0	0	-6	1	-4	-4.0	0	-4
COLORADO ST.	1/0	2	17	8.5	0	15	2	12	6.0	0	6
SAN JOSE ST.	1/0	0	0	0.0	0	0	0	0	0.0	0	0
vs. Texas A&M	-/-	-	-	-	-	-	-	-	-	-	-
at Kentucky	-/-	-	-	-	-	-	-	-	-	-	-
AUBURN	-/-	-	-	-	-	-	-	-	-	-	-
at Alabama	-/-	-	-	-	-	-	-	-	-	-	-
MISSISSIPPI ST.											
WESTERN KY.											
at LSU											
MISSOURI											
<b>TOTAL</b>	<b>4/0</b>	<b>12</b>	<b>39</b>	<b>3.3</b>	<b>0</b>	<b>15</b>	<b>4</b>	<b>12</b>	<b>3.0</b>	<b>0</b>	<b>6</b>

### SEASON HIGHS

Rushes	9 vs. Portland St. (8/31/19)
Rushing Yards	28 vs. Portland St. (8/31/19)
Rushing Touchdowns	None
Long Rush	15 vs. Colorado St. (9/14/19)
100-Yard Games	None
Receptions	2 vs. Colorado St. (9/14/19)
Receiving Yards	12 vs. Colorado St. (9/14/19)
Receiving Touchdowns	None
Long Reception	6 vs. Colorado St. (9/14/19)

### CAREER HIGHS

Rushes	14 vs. Florida A&M (8/31/17)
Rushing Yards	120 vs. Florida A&M (8/31/17)
Rushing Touchdowns	2 vs. New Mexico State (9/30/17)
Long Rush	40 vs. Auburn (10/21/17)
100-Yard Games	1, 120 vs. Florida A&M (8/31/17)
Receptions	5 vs. Vanderbilt (10/27/18)
Receiving Yards	26 vs. Alabama (10/6/18)
Receiving Touchdowns	None
Long Reception	23 vs. Auburn (10/21/17)



# GAME 9: MISSISSIPPI STATE



## HAYDEN HENRY

27

Linebacker | 6-2 | 226 | Junior  
Little Rock, Ark. | Pulaski Academy

### QUICK HITS

- Razorback Bloodline: Grandfather, Skip Coffman, played basketball (1957-62), father, Mark, played football (1988-91), brothers Hunter (2013-15) & Hudson (current freshman) play FB.
- Has played in all eight games in 2019, racking up 24 tackles (2.5 TFL).
- Notched career-high 1.5 TFL vs. CSU (9/14) in Week 3 along with a forced fumble and a PBU.
- Had a career high eight tackles against LSU (11/10/18).

### CAREER STATS

	GP/GS	UA	A	ToT	TFL-YDS	SCK-YDS	FF	FR-YDS	INT-YDS	QBH	BRUP
2017	12/0	3	0	3	0.0-0	0.0-0	0	0-0	0-0	0	0
2018	12/1	9	15	24	0.0-0	0.0-0	0	0-0	0-0	0	0
2019	8/0	14	10	24	2.5-9	1.0-7	1	0-0	0-0	0	2
<b>TOTAL</b>	<b>32/1</b>	<b>26</b>	<b>25</b>	<b>51</b>	<b>2.5-9</b>	<b>1.0-7</b>	<b>1</b>	<b>0-0</b>	<b>0-0</b>	<b>0</b>	<b>2</b>

### GAME-BY-GAME STATS

	GP/GS	UA	A	ToT	TFL-YDS	SCK-YDS	FF	FR-YDS	INT-YDS	QBH	BRUP
PORTLAND ST.	1/0	1	0	1	1.0-7	1.0-7	0	0-0	0-0	0	0
at Ole Miss	1/0	2	2	4	0.0-0	0.0-0	0	0-0	0-0	0	0
COLORADO ST.	1/0	2	5	7	1.5-2	0.0-0	1	0-0	0-0	0	1
SAN JOSE ST.	1/0	1	0	1	0.0-0	0.0-0	0	0-0	0-0	0	1
vs. Texas A&M	1/0	1	0	1	0.0-0	0.0-0	0	0-0	0-0	0	0
at Kentucky	1/0	4	0	4	0.0-0	0.0-0	0	0-0	0-0	0	0
AUBURN	1/0	2	0	2	0.0-0	0.0-0	0	0-0	0-0	0	0
at Alabama	1/0	1	3	4	0.0-0	0.0-0	0	0-0	0-0	0	0
MISSISSIPPI ST.											
WESTERN KY.											
at LSU											
MISSOURI											
<b>TOTAL</b>	<b>8/0</b>	<b>14</b>	<b>10</b>	<b>24</b>	<b>2.5-9</b>	<b>1.0-7</b>	<b>1</b>	<b>0-0</b>	<b>0-0</b>	<b>0</b>	<b>2</b>

### SEASON HIGHS

Tackles ..... 7 vs. Colorado St. (9/14/19)  
Tackles For Loss ..... 1.5 vs. Colorado St. (9/14/19)  
Sacks ..... 1.0 vs. Portland St. (8/31/19)  
Interceptions ..... None  
Interception Return Yards ..... None  
QB Hurries ..... None  
Pass Breakups ..... 1 (2x) last vs. San Jose State (9/21/19)  
Forced Fumbles ..... 1 vs. Colorado St. (9/14/19)

### CAREER HIGHS

Tackles ..... 8 vs. LSU (11/10/18)  
Tackles For Loss ..... 1.5 vs. Colorado St. (9/14/19)  
Sacks ..... 1.0 vs. Portland St. (8/31/19)  
Interceptions ..... None  
Interception Return Yards ..... None  
QB Hurries ..... None  
Pass Breakups ..... 1 (2x) last vs. San Jose State (9/21/19)  
Forced Fumbles ..... 1 vs. Colorado St. (9/14/19)



## BEN HICKS

6

Quarterback | 6-1 | 217 | Senior  
Waco, Texas | SMU



### QUICK HITS

- Transferred from SMU with one year of eligibility remaining.
- Played in 12 games, starting nine, as a junior at SMU.
- Left SMU as career leader in passing yards, total offense, TD passes, TDs responsible for, completions and 300-yard games.
- Came off the bench against Texas A&M (9/28) and threw a season-high 188 yards (15 comp.)

### CAREER STATS

	PASSING								RUSHING					
	GP/GS	COMP	ATT	PCT	YDS	TD	INT	LNG	ATT	YDS	AVG	TD	LNG	
2016	12/11	234	422	55.4	2,930	19	15	88	41	-83	-2.0	2	15	
2017	13/13	276	472	58.4	3,569	33	12	86	54	47	0.9	1	25	
2018	12/9	208	372	55.9	2,582	19	7	71	45	-68	-1.5	0	51	
2019	5/3	60	119	50.4	692	2	1	49	20	2	0.1	0	17	
TOTAL	42/36	778	1,345	57.8	9,773	73	35	88	160	-102	-0.6	3	51	

### GAME-BY-GAME STATS

	PASSING								RUSHING					
	GP/GS	COMP	ATT	PCT	YDS	TD	INT	LNG	ATT	YDS	AVG	TD	LNG	
PORTLAND ST.	1/1	14	29	48.3	143	0	0	20	2	6	3.0	0	10	
at Ole Miss	1/1	7	16	43.8	98	0	0	49	4	-5	-1.0	0	6	
COLORADO ST.	-/-	-	-	-	-	-	-	-	-	-	-	-	-	
SAN JOSE ST.	-/-	-	-	-	-	-	-	-	-	-	-	-	-	
vs. Texas A&M	1/0	15	27	55.6	188	1	0	31	3	0	0.0	0	17	
at Kentucky	1/0	5	8	62.5	81	0	0	22	4	5	0.8	0	13	
AUBURN	1/1	19	39	48.7	182	1	1	45	7	-4	-0.6	0	5	
at Alabama	-/-	-	-	-	-	-	-	-	-	-	-	-	-	
MISSISSIPPI ST.														
WESTERN KY.														
at LSU														
MISSOURI														
TOTAL	5/3	60	119	50.4	692	2	1	49	20	2	0.1	0	17	

### SEASON HIGHS

Pass Attempts ..... 39 vs. #11 Auburn (10/19/19)  
Completions ..... 19 vs. #11 Auburn (10/19/19)  
Pass Yards ..... 188 vs. #23 Texas A&M (9/28/19)  
Pass TDs ..... 1 (2x) last vs. #11 Auburn (10/19/19)  
Long Pass ..... 49 at Ole Miss (9/7/19)  
Completion % ..... 62.5 at Kentucky (10/12/19)  
Rushes ..... 7 vs. #11 Auburn (10/19/19)  
Rush Yards ..... 6 vs. Portland St. (8/31/19)  
Rush TDs ..... None  
Long Rush ..... 17 vs. #23 Texas A&M (9/28/19)

### CAREER HIGHS

Pass Attempts ..... 58 at Houston (10/7/17)  
Completions ..... 41 at Houston (10/7/17)  
Pass Yards ..... 397 at Houston (10/7/17)  
Pass TDs ..... 4, 5x, last at Houston (10/7/17)  
Long Pass ..... 88 at North Texas (9/1/18)  
Completion % ..... 100.0 vs. Navy (9/22/18)  
Rushes ..... 7 (6x) last vs. #11 Auburn (10/19/19)  
Rush Yards ..... 54 vs. UCF (11/4/17)  
Rush TDs ..... 1 vs. Arkansas State (9/23/17)  
Long Rush ..... 51 at UConn (11/10/18)



## JORDAN JONES

10

Wide Receiver | 6-1 | 185 | Junior  
Smackover, Ark. | Smackover HS

### QUICK HITS

- Arkansas 3A State 100-meter dash champion (10.75).
- Played in all 12 games as a sophomore in 2018 - catching a pass in nine.
- Reeled in the top yardage-performance by a Hog last year with 132 in the season opener.
- Recorded his lone TD of the year on a 57-yard pass against EIU in the first game.
- Helped Arkansas extend its streak of 12-straight years with a 100+ yard receiver.

### CAREER STATS

	RECEIVING					RUSHING				
	GP/GS	REC	YDS	AVG	TD	LNG	ATT	YDS	AVG	TD
2017	12/6	21	401	19.1	3	65	8	88	11.0	0
2018	12/0	17	191	11.2	1	57	1	9	9.0	0
<b>TOTAL</b>	<b>24/6</b>	<b>38</b>	<b>592</b>	<b>15.6</b>	<b>4</b>	<b>65</b>	<b>9</b>	<b>97</b>	<b>10.7</b>	<b>0</b>

### GAME-BY-GAME STATS

	RUSHING					RECEIVING				
	GP/GS	REC	YDS	AVG	TD	LNG	ATT	YDS	AVG	TD
PORTLAND ST.	-/-	-	-	-	-	-	-	-	-	-
at Ole Miss	-/-	-	-	-	-	-	-	-	-	-
COLORADO ST.	-/-	-	-	-	-	-	-	-	-	-
SAN JOSE ST.	-/-	-	-	-	-	-	-	-	-	-
vs. Texas A&M	-/-	-	-	-	-	-	-	-	-	-
at Kentucky	-/-	-	-	-	-	-	-	-	-	-
AUBURN	-/-	-	-	-	-	-	-	-	-	-
at Alabama	-/-	-	-	-	-	-	-	-	-	-
MISSISSIPPI ST.										
WESTERN KY.										
at LSU										
MISSOURI										
<b>TOTAL</b>	<b>0/0</b>	<b>0</b>	<b>0</b>	<b>0.0</b>	<b>0</b>	<b>0</b>	<b>0</b>	<b>0</b>	<b>0.0</b>	<b>0</b>

### SEASON HIGHS

Receptions	5 vs. Eastern Illinois (9/1/18)
Receiving Yards	132 vs. Eastern Illinois (9/1/18)
Receiving Touchdowns	1 vs. Eastern Illinois (9/1/18)
Long Reception	57 vs. Eastern Illinois (9/1/18)
Rushes	1 vs. Alabama (10/6/18)
Rushing Yards	9 vs. Alabama (10/6/18)
Rushing Touchdowns	None
Long Rush	9 vs. Alabama (10/6/19)

### CAREER HIGHS

Receptions	5 vs. Eastern Illinois (9/1/18)
Receiving Yards	132 vs. Eastern Illinois (9/1/18)
Receiving Touchdowns	1 (4x) last vs. Eastern Illinois (9/1/18)
Long Reception	65 vs. Missouri (11/24/17)
Rushes	2 vs. Texas A&M (9/23/17)
Rushing Yards	50 vs. Texas A&M (9/23/17)
Rushing Touchdowns	None
Long Rush	30 vs. Texas A&M (9/23/17)



## TREY KNOX

7

Wide Receiver | 6-5 | 205 | Freshman  
Murfreesboro, Tenn. | Blackman HS

### QUICK HITS

- Loves country music - big Luke Bryan fan.
- Leads all SEC freshmen in receptions per game (3.7) and receiving yards per game (51.0).
- His 49-yard reception at Ole Miss is the largest by an Arkansas true freshman since Hunter Henry (2013).
- Four-star prospect by Rivals, 247Sports & ESPN - 16th in country & No. 4 in Tenn. by Rivals.
- One of four Razorbacks with a receiving TD this year and one of three Arkansas WR with multiple TDs.

### CAREER STATS

	RECEIVING					RUSHING				
	GP/GS	REC	YDS	AVG	TD	LNG	ATT	YDS	AVG	TD
2019	7/7	26	357	13.7	2	49	0	0	0.0	0
<b>TOTAL</b>	<b>7/7</b>	<b>26</b>	<b>357</b>	<b>13.7</b>	<b>2</b>	<b>49</b>	<b>0</b>	<b>0</b>	<b>0.0</b>	<b>0</b>

### GAME-BY-GAME STATS

	RECEIVING					RUSHING				
	GP/GS	REC	YDS	AVG	TD	LNG	ATT	YDS	AVG	TD
PORTLAND ST.	1/1	1	38	38.0	0	38	0	0	0	0
at Ole Miss	1/1	6	88	14.7	0	49	0	0	0	0
COLORADO ST.	1/1	6	90	15.0	1	24	0	0	0	0
SAN JOSE ST.	1/1	8	83	10.4	1	19	0	0	0	0
vs. Texas A&M	-/-	-	-	-	-	-	-	-	-	-
at Kentucky	1/1	2	24	12.0	0	18	0	0	0	0
AUBURN	1/1	3	34	11.3	0	19	0	0	0	0
at Alabama	1/1	0	0	0.0	0	0	0	0	0	0
MISSISSIPPI ST.										
WESTERN KY.										
at LSU										
MISSOURI										
<b>TOTAL</b>	<b>7/7</b>	<b>26</b>	<b>357</b>	<b>13.7</b>	<b>2</b>	<b>49</b>	<b>0</b>	<b>0</b>	<b>0.0</b>	<b>0</b>

### SEASON HIGHS

Receptions	8 vs. San Jose State (9/21/19)
Receiving Yards	90 vs. Colorado St. (9/14/19)
Receiving Touchdowns	1 (2x) last vs. San Jose State (9/21/19)
Long Reception	49 at Ole Miss (9/7/19)

### CAREER HIGHS

Receptions	8 vs. San Jose State (9/21/19)
Receiving Yards	90 vs. Colorado St. (9/14/19)
Receiving Touchdowns	1 (2x) last vs. San Jose State (9/21/19)
Long Reception	49 at Ole Miss (9/7/19)

### IN THE RANKINGS

Category	Stat	SEC	NCAA
Receiving yards per game	51.0	14th	150th
Receptions per game	3.7	16th	156th
Receiving yards per game (Freshmen only)	51.0	1st	
Receptions per game (Freshmen only)	3.7	1st	
All purpose yards per game (Freshmen only)	51.0	6th	



## JONATHAN MARSHALL 42

Defensive Line | 6-3 | 299 | Junior  
Shepherd, Texas | Shepherd HS

### QUICK HITS

- Strength coach Trumain Carroll on Marshall - "Strongest human I've ever been around."
- Summer max at 650 lbs on squad, 365 lbs clean, 450 lbs bench, 33 inch vertical.
- Cousin Cedric Reed - Buffalo Bills, relative Cedric Hardman 9th pick overall by 49ers in 1970.
- Played in all eight games this season, registered first FF of career at Kentucky (10/12).
- Has two tackles for losses this year, both coming in conference games.

### CAREER STATS

	GP/GS	UA	A	ToT	TFL-YDS	SCK-YDS	FF	FR-YDS	INT-YDS	QBH	BRUP
2017	12/0	2	4	6	0.5-0	0.0-0	0	0-0	0-0	2	0
2018	11/0	4	10	14	0.0-0	0.0-0	0	0-0	0-0	0	0
2019	8/0	5	5	10	2.0-4	0.0-0	1	0-0	0-0	3	0
<b>TOTAL</b>	<b>31/0</b>	<b>11</b>	<b>19</b>	<b>30</b>	<b>3.0-4</b>	<b>0.0-0</b>	<b>1</b>	<b>0-0</b>	<b>0-0</b>	<b>5</b>	<b>0</b>

### GAME-BY-GAME STATS

	GP/GS	UA	A	ToT	TFL-YDS	SCK-YDS	FF	FR-YDS	INT-YDS	QBH	BRUP
PORTLAND ST.	1/0	1	0	1	0.0-0	0.0-0	0	0-0	0-0	1	0
at Ole Miss	1/0	2	0	2	1.0-1	0.0-0	0	0-0	0-0	0	0
COLORADO ST.	1/0	1	1	2	0.0-0	0.0-0	0	0-0	0-0	1	0
SAN JOSE ST.	1/0	0	1	1	0.0-0	0.0-0	0	0-0	0-0	1	0
vs. Texas A&M	1/0	0	0	0	0.0-0	0.0-0	0	0-0	0-0	0	0
at Kentucky	1/0	1	0	1	1.0-3	0.0-0	1	0-0	0-0	0	0
AUBURN	1/0	0	1	1	0.0-0	0.0-0	0	0-0	0-0	0	0
at Alabama	1/0	0	2	2	0.0-0	0.0-0	0	0-0	0-0	0	0
MISSISSIPPI ST.											
WESTERN KY.											
at LSU											
MISSOURI											
<b>TOTAL</b>	<b>8/0</b>	<b>5</b>	<b>5</b>	<b>10</b>	<b>2.0-4</b>	<b>0.0-0</b>	<b>1</b>	<b>0-0</b>	<b>0-0</b>	<b>3</b>	<b>0</b>

### SEASON HIGHS

Tackles ..... 2 (3x) last at #1 Alabama (10/26/19)  
Tackles For Loss ..... 1.0 (2x) last at Kentucky (10/12/19)  
Sacks ..... None  
Interceptions ..... None  
Interception Return Yards ..... None  
QB Hurries ..... 1 (3x) last vs. San Jose State (9/21/19)  
Pass Breakups ..... None  
Forced Fumbles ..... 1 at Kentucky (10/12/19)

### CAREER HIGHS

Tackles ..... 3 (2x) last at Mississippi State (11/17/18)  
Tackles For Loss ..... 1.0 (2x) last at Kentucky (10/12/19)  
Sacks ..... None  
Interceptions ..... None  
Interception Return Yards ..... None  
QB Hurries ..... 2 vs. Florida A&M (8/31/17)  
Pass Breakups ..... None  
Forced Fumbles ..... 1 at Kentucky (10/12/19)



## JARQUES McCLELLION 4

Defensive Back | 6-0 | 175 | Sophomore  
Lake Worth, Fla. | American Heritage School

### QUICK HITS

- Changed number from 24 to honor cousin & former Notre Dame RB Greg Bryant.
- Writes poetry to keep his mind right and find a sense of calm.
- Cousin of Brandon Flowers, who played CB for the Kansas City Chiefs & San Diego Chargers.
- Matched career-high five tackles in three of the last five weeks, including 11 solo stops.
- Hauled in his first career interception midway through the 3rd quarter vs. Portland St.

### CAREER STATS

	GP/GS	UA	A	ToT	TFL-YDS	SCK-YDS	FF	FR-YDS	INT-YDS	QBH	BRUP
2018	12/9	21	4	25	0.0-0	0.0-0	0	0-0	0-0	0	7
2019	8/8	13	8	21	0.0-0	0.0-0	0	0-0	1-0	0	3
<b>TOTAL</b>	<b>20/17</b>	<b>34</b>	<b>12</b>	<b>46</b>	<b>0.0-0</b>	<b>0.0-0</b>	<b>0</b>	<b>0-0</b>	<b>1-0</b>	<b>0</b>	<b>10</b>

### GAME-BY-GAME STATS

	GP/GS	UA	A	ToT	TFL-YDS	SCK-YDS	FF	FR-YDS	INT-YDS	QBH	BRUP
PORTLAND ST.	1/1	1	0	1	0.0-0	0.0-0	0	0-0	1-0	0	0
at Ole Miss	1/1	1	0	1	0.0-0	0.0-0	0	0-0	0-0	0	0
COLORADO ST.	1/1	4	1	5	0.0-0	0.0-0	0	0-0	0-0	0	0
SAN JOSE ST.	1/1	3	2	5	0.0-0	0.0-0	0	0-0	0-0	0	1
vs. Texas A&M	1/1	2	3	5	0.0-0	0.0-0	0	0-0	0-0	0	2
at Kentucky	1/1	1	0	1	0.0-0	0.0-0	0	0-0	0-0	0	0
AUBURN	1/1	1	1	2	0.0-0	0.0-0	0	0-0	0-0	0	0
at Alabama	1/1	0	1	1	0.0-0	0.0-0	0	0-0	0-0	0	0
MISSISSIPPI ST.											
WESTERN KY.											
at LSU											
MISSOURI											
<b>TOTAL</b>	<b>8/8</b>	<b>13</b>	<b>8</b>	<b>21</b>	<b>0.0-0</b>	<b>0.0-0</b>	<b>0</b>	<b>0-0</b>	<b>1-0</b>	<b>0</b>	<b>3</b>

### SEASON HIGHS

Tackles ..... 5 (3x) last vs. #23 Texas A&M (9/28/19)  
Tackles For Loss ..... None  
Sacks ..... None  
Interceptions ..... 1 vs. Portland St. (8/31/19)  
Interception Return Yards ..... None  
QB Hurries ..... None  
Pass Breakups ..... 2 vs. #23 Texas A&M (9/28/19)  
Forced Fumbles ..... None

### CAREER HIGHS

Tackles ..... 5 (4x) last vs. #23 Texas A&M (9/28/19)  
Tackles For Loss ..... None  
Sacks ..... None  
Interceptions ..... 1 vs. Portland St. (8/31/19)  
Interception Return Yards ..... None  
QB Hurries ..... None  
Pass Breakups ..... 2 (2x) last vs. #23 Texas A&M (9/28/19)  
Forced Fumbles ..... None



## GRANT MORGAN

31



Linebacker | 5-11 | 229 | Junior  
Greenwood HS | Greenwood, Ark.

### QUICK HITS

- Younger brother of former Arkansas & NFL wide receiver Drew Morgan.
- Began Arkansas career as walk-on, placed on scholarship Aug. 2018.
- Played in 32-straight games since freshman season in 2017.
- Picked up his second-career sack vs. CSU (9/14) - part of second-straight five-tackle performance.
- Reached a career-best eight tackles in the season-finale vs. Missouri (11/24/17).

### CAREER STATS

	GP/GS	UA	A	ToT	TFL-YDS	SCK-YDS	FF	FR-YDS	INT-YDS	QBH	BRUP
2017	12/0	22	16	38	3.5-15	1.0-9	1	0-0	0-0	2	2
2018	12/0	8	16	24	2.5-4	0.0-0	0	0-0	0-0	2	1
2019	8/0	7	21	28	3.0-14	1.0-8	0	0-0	0-0	0	0
<b>TOTAL</b>	<b>32/0</b>	<b>37</b>	<b>53</b>	<b>91</b>	<b>9.0-33</b>	<b>2.0-17</b>	<b>1</b>	<b>0-0</b>	<b>0-0</b>	<b>4</b>	<b>3</b>

### GAME-BY-GAME STATS

	GP/GS	UA	A	ToT	TFL-YDS	SCK-YDS	FF	FR-YDS	INT-YDS	QBH	BRUP
PORTLAND ST.	1/0	2	2	4	1.0-4	0.0-0	0	0-0	0-0	0	0
at Ole Miss	1/0	1	4	5	0.0-0	0.0-0	0	0-0	0-0	0	0
COLORADO ST.	1/0	1	3	5	1.5-9	1.0-8	0	0-0	0-0	0	0
SAN JOSE ST.	1/0	0	1	1	0.0-0	0.0-0	0	0-0	0-0	0	0
vs. Texas A&M	1/0	0	1	1	0.5-1	0.0-0	0	0-0	0-0	0	0
at Kentucky	1/0	0	4	4	0.0-0	0.0-0	0	0-0	0-0	0	0
AUBURN	1/0	2	2	4	0.0-0	0.0-0	0	0-0	0-0	0	0
at Alabama	1/0	1	4	5	0.0-0	0.0-0	0	0-0	0-0	0	0
MISSISSIPPI ST.											
WESTERN KY.											
at LSU											
MISSOURI											
<b>TOTAL</b>	<b>8/0</b>	<b>7</b>	<b>21</b>	<b>28</b>	<b>3.0-14</b>	<b>1.0-8</b>	<b>0</b>	<b>0-0</b>	<b>0-0</b>	<b>0</b>	<b>0</b>

### SEASON HIGHS

Tackles ..... 5 (3x) last at #1 Alabama (10/26/19)  
 Tackles For Loss ..... 1.5 vs. Colorado St. (9/14/19)  
 Sacks ..... 1.0 vs. Colorado St. (9/14/19)  
 Interceptions ..... None  
 Interception Return Yards ..... None  
 QB Hurries ..... None  
 Pass Breakups ..... None  
 Forced Fumbles ..... None  
 Fumble Recoveries ..... None

### CAREER HIGHS

Tackles ..... 8 vs. Missouri (11/24/17)  
 Tackles For Loss ..... 2.0 vs. Mississippi State (11/18/17)  
 Sacks ..... 1.0 (3x) last vs. Colorado St. (9/14/19)  
 Interceptions ..... None  
 Interception Return Yards ..... None  
 QB Hurries ..... 1 (3x) last vs. North Texas (9/15/18)  
 Pass Breakups ..... 1 (3x) last vs. Eastern Illinois (9/1/18)  
 Forced Fumbles ..... 1 vs. Auburn (10/21/17)  
 Fumble Recoveries ..... None



## TYSON MORRIS

19

Wide Receiver | 6-1 | 200 | Junior  
Helena-West Helena, Ark. | Fayetteville HS

### QUICK HITS

- Began Arkansas career as walk-on, placed on scholarship in August 2019.
- Father, Isaiah Morris, played basketball at Arkansas from 1990-92 - drafted by Miami Heat.
- One of two Razorbacks with a catch in all seven games this season.
- Career game vs. San Jose State - four receptions, 60 yards, long 30 yards, TD.
- Transferred from Central Oklahoma in 2017.

### CAREER STATS

	RECEIVING						RUSHING					
	GP/GS	REC	YDS	AVG	TD	LNG	ATT	YDS	AVG	TD	LNG	
2018	11/0	4	30	7.5	1	11	0	0	0.0	0	0	
2019	8/0	11	137	12.5	1	30	0	0	0.0	0	0	
TOTAL	19/0	15	167	11.4	2	30	0	0	0.0	0	0	

### GAME-BY-GAME STATS

	RECEIVING						RUSHING					
	GP/GS	REC	YDS	AVG	TD	LNG	ATT	YDS	AVG	TD	LNG	
PORTLAND ST.	1/0	1	15	15.0	0	15	0	0	0.0	0	0	
at Ole Miss	1/0	1	8	8.0	0	8	0	0	0.0	0	0	
COLORADO ST.	1/0	1	9	9.0	0	9	0	0	0.0	0	0	
SAN JOSE ST.	1/0	4	60	15.0	1	30	0	0	0.0	0	0	
vs. Texas A&M	1/0	2	26	13.0	0	16	0	0	0.0	0	0	
at Kentucky	1/0	1	11	11.0	0	11	0	0	0.0	0	0	
AUBURN	1/0	1	8	8.0	0	8	0	0	0.0	0	0	
at Alabama	1/0	0	0	0.0	0	0	0	0	0.0	0	0	
MISSISSIPPI ST.												
WESTERN KY.												
at LSU												
MISSOURI												
TOTAL	8/0	11	137	12.5	1	30	0	0	0.0	0	0	

### SEASON HIGHS

Receptions ..... 4 vs. San Jose State (9/21/19)  
 Receiving Yards ..... 60 vs. San Jose State (9/21/19)  
 Receiving Touchdowns ..... 1 vs. San Jose State (9/21/19)  
 Long Reception ..... 30 vs. San Jose State (9/21/19)

### CAREER HIGHS

Receptions ..... 4 vs. San Jose State (9/21/19)  
 Receiving Yards ..... 60 vs. San Jose State (9/21/19)  
 Receiving Touchdowns ..... 1 (2x) last vs. San Jose State (9/21/19)  
 Long Reception ..... 30 vs. San Jose State (9/21/19)





## CHEYENNE O'GRADY

85

**Tight End | 6-4 | 256 | Senior**  
Fayetteville, Ark. | Fayetteville HS

### QUICK HITS

- Father, the late Larry Marks, played basketball at Arkansas (1987-90).
- Hauled in his 12th career touchdown reception at #1 Alabama (10/26), setting school record for TDs by TE.
- Named Week 5 Mackey Award Player of the Week for career-high eight catches (91 yds) vs. TAMU (9/28).
- It was the most receiving yards by an Arkansas tight end since H. Henry in 2016 Liberty Bowl (92 yds).
- Caught three passes for 74 yards vs. CSU (9/14), including a 62-yard TD catch, his longest reception of career.

### CAREER STATS

	RECEIVING					RUSHING				
	GP/GS	REC	YDS	AVG	TD	LNG	ATT	YDS	AVG	TD
2016	8/0	3	63	21.0	1	28	0	0	0.0	0
2017	11/1	21	132	6.3	2	19	0	0	0.0	0
2018	10/5	30	400	13.3	6	39	0	0	0.0	0
2019	7/6	33	372	11.3	3	62	1	3	3.0	3
<b>TOTAL</b>	<b>36/12</b>	<b>87</b>	<b>967</b>	<b>11.1</b>	<b>12</b>	<b>62</b>	<b>1</b>	<b>3</b>	<b>3.0</b>	<b>3</b>

### GAME-BY-GAME STATS

	RECEIVING					RUSHING				
	GP/GS	REC	YDS	AVG	TD	LNG	ATT	YDS	AVG	TD
PORTLAND ST.	-/-	-	-	-	-	-	-	-	-	-
at Ole Miss	1/1	3	45	15.0	0	25	0	0	0.0	0
COLORADO ST.	1/0	3	74	24.7	1	62	0	0	0.0	0
SAN JOSE ST.	1/1	4	33	8.3	0	12	0	0	0.0	0
vs. Texas A&M	1/1	8	91	11.4	0	27	0	0	0.0	0
at Kentucky	1/1	4	44	11.0	0	22	0	0	0.0	0
AUBURN	1/1	7	72	10.3	1	45	1	3	3.0	3
at Alabama	1/1	4	13	3.2	1	8	0	0	0.0	0
MISSISSIPPI ST.										
WESTERN KY.										
at LSU										
MISSOURI										
<b>TOTAL</b>	<b>7/6</b>	<b>33</b>	<b>372</b>	<b>11.3</b>	<b>3</b>	<b>62</b>	<b>1</b>	<b>3</b>	<b>3.0</b>	<b>3</b>

### SEASON HIGHS

Receptions	8 vs. #23 Texas A&M (9/28/19)
Receiving Yards	91 vs. #23 Texas A&M (9/28/19)
Receiving Touchdowns	1 (3x) last at #1 Alabama (10/26/19)
Long Reception	62 vs. Colorado St. (9/14/19)
Rushes	1 vs. #11 Auburn (10/19/19)
Rushing Yards	3 vs. #11 Auburn (10/19/19)
Long Rush	3 vs. #11 Auburn (10/19/19)

### CAREER HIGHS

Receptions	8 vs. #23 Texas A&M (9/28/19)
Receiving Yards	91 vs. #23 Texas A&M (9/28/19)
Receiving Touchdowns	2 (2x) last vs. LSU (11/10/18)
Long Reception	62 vs. Colorado St. (9/14/19)
Rushes	1 vs. #11 Auburn (10/19/19)
Rushing Yards	3 vs. #11 Auburn (10/19/19)
Long Rush	3 vs. #11 Auburn (10/19/19)

### IN THE RANKINGS

Category	Stat	SEC	NCAA
Receptions per game (SEC games)	4.7	10th	
Receiving yards per game (SEC games)	53.1	12th	



## BUMPER POOL

10

**Linebacker | 6-2 | 228 | Sophomore**  
Lucas, Texas | Lovejoy HS

### QUICK HITS

- Father, sister, grandfather, two aunts and two cousins are all graduates of Arkansas.
- Has 24 tackles over the last three weeks, ranking 1st or 2nd on the team in two games.
- Earned his first double-digit tackle game of his career at UK (10/12); 10 tackles (5 solo stops).
- Has at least 0.5 TFL in three of the last four weeks; 3.5 TFL in 2019 (T-5th on team).
- 60-yard fumble return last year in Arkansas' longest since Jerry Franklin (94 yards in 2011).

### CAREER STATS

	GP/GS	UA	A	ToT	TFL-YDS	SCK-YDS	FF	FR-YDS	INT-YDS	QBH	BRUP
2018	10/4	14	15	29	2.5-4	0.0-0	0	1-60	0-0	1	4
2019	8/8	23	31	54	3.5-8	0.5-3	0	0-0	0-0	1	3
<b>TOTAL</b>	<b>18/12</b>	<b>37</b>	<b>46</b>	<b>83</b>	<b>6.0-12</b>	<b>0.5-3</b>	<b>0</b>	<b>1-60</b>	<b>0-0</b>	<b>2</b>	<b>7</b>

### GAME-BY-GAME STATS

	GP/GS	UA	A	ToT	TFL-YDS	SCK-YDS	FF	FR-YDS	INT-YDS	QBH	BRUP
PORTLAND ST.	1/1	2	4	6	0.0-0	0.0-0	0	0-0	0-0	0	1
at Ole Miss	1/1	7	2	9	1.0-2	0.0-0	0	0-0	0-0	0	0
COLORADO ST.	1/1	0	4	4	0.0-0	0.0-0	0	0-0	0-0	0	0
SAN JOSE ST.	1/1	3	4	7	0.0-0	0.0-0	0	0-0	0-0	0	1
vs. Texas A&M	1/1	0	4	4	0.5-0	0.0-0	0	0-0	0-0	1	0
at Kentucky	1/1	5	5	10	1.5-3	0.0-0	0	0-0	0-0	0	1
AUBURN	1/1	4	5	9	0.5-3	0.5-3	0	0-0	0-0	0	0
at Alabama	1/1	2	3	5	0.0-0	0.0-0	0	0-0	0-0	0	0
MISSISSIPPI ST.											
WESTERN KY.											
at LSU											
MISSOURI											
<b>TOTAL</b>	<b>8/8</b>	<b>23</b>	<b>31</b>	<b>54</b>	<b>3.5-8</b>	<b>0.5-3</b>	<b>0</b>	<b>0-0</b>	<b>0-0</b>	<b>1</b>	<b>3</b>

### SEASON HIGHS

Tackles	10 at Kentucky (10/12/19)
Tackles For Loss	1.5 at Kentucky (10/12/19)
Sacks	0.5 vs. #11 Auburn (10/19/19)
Interceptions	None
Interception Return Yards	None
QB Hurries	None
Pass Breakups	1 (3x) last at Kentucky (10/12/19)
Forced Fumbles	None
Fumble Recoveries	None

### CAREER HIGHS

Tackles	10 (2x) last at Kentucky (10/12/19)
Tackles For Loss	1.5 at Kentucky (10/12/19)
Sacks	0.5 vs. #11 Auburn (10/19/19)
Interceptions	None
Interception Return Yards	None
QB Hurries	1 vs. North Texas (9/15/18)
Pass Breakups	1 (6x) last at Kentucky (10/12/19)
Forced Fumbles	1 at Colorado State (9/8/18)
Fumble Recoveries	1 vs. Eastern Illinois (9/1/18)

# GAME 9: MISSISSIPPI STATE



## GABE RICHARDSON

6

Defensive End | 6-3 | 240 | Senior  
Decatur, Ga. | Hutchinson [Kan.] CC

### QUICK HITS

- Anchoring defensive end unit that features three freshmen.
- Second on team in TFL (5.5) and is third in sacks (2.5).
- Started every game this season after starting twice in 2018.
- Has at least one TFL in five of eight games this year (T-20th in SEC).
- Transfer from Hutchinson CC - KJCCC All-Conference honoree.

### CAREER STATS

	GP/GS	UA	A	ToT	TFL-YDS	SCK-YDS	FF	FR-YDS	INT-YDS	QBH	BRUP
2017	4/0	1	0	1	0.0-0	0.0-0	1	0-0	0-0	0	0
2018	11/2	3	10	13	1.5-3	0.0-0	0	1-0	0-0	2	1
2019	8/8	16	12	28	5.5-32	2.5-20	1	0-0	0-0	0	1
<b>TOTAL</b>	<b>23/10</b>	<b>20</b>	<b>22</b>	<b>42</b>	<b>7.0-35</b>	<b>2.5-20</b>	<b>2</b>	<b>1-0</b>	<b>0-0</b>	<b>2</b>	<b>2</b>

### GAME-BY-GAME STATS

	GP/GS	UA	A	ToT	TFL-YDS	SCK-YDS	FF	FR-YDS	INT-YDS	QBH	BRUP
PORTLAND ST.	1/1	0	3	3	1.0-4	0.5-3	0	0-0	0-0	0	0
at Ole Miss	1/1	4	3	7	1.0-7	1.0-7	0	0-0	0-0	0	0
COLORADO ST.	1/1	1	1	2	1.5-12	1.0-10	0	0-0	0-0	0	0
SAN JOSE ST.	1/1	1	1	2	1.0-1	0.0-0	0	0-0	0-0	0	1
vs. Texas A&M	1/1	3	2	5	1.0-8	0.0-0	1	0-0	0-0	0	0
at Kentucky	1/1	4	1	5	0.0-0	0.0-0	0	0-0	0-0	0	0
AUBURN	1/1	1	1	2	0.0-0	0.0-0	0	0-0	0-0	0	0
at Alabama	1/1	2	0	2	0.0-0	0.0-0	0	0-0	0-0	0	0
MISSISSIPPI ST.											
WESTERN KY.											
at LSU											
MISSOURI											
<b>TOTAL</b>	<b>8/8</b>	<b>16</b>	<b>12</b>	<b>28</b>	<b>5.5-32</b>	<b>2.5-20</b>	<b>1</b>	<b>0-0</b>	<b>0-0</b>	<b>0</b>	<b>1</b>

### SEASON HIGHS

Tackles.....7 at Ole Miss (9/7/19)  
Tackles For Loss.....1.5 vs. Colorado State (9/14/19)  
Sacks.....1.0, twice, vs. Colorado State (9/14/19)  
Interceptions.....None  
Interception Return Yards.....None  
QB Hurries.....None  
Pass Breakups.....1 vs. San Jose State (9/21/19)  
Forced Fumbles.....1 vs. #23 Texas A&M (9/28/19)  
Fumble Recoveries.....None

### CAREER HIGHS

Tackles.....7 at Ole Miss (9/7/19)  
Tackles For Loss.....1.5 vs. Colorado State (9/14/19)  
Sacks.....1.0, twice, vs. Colorado State (9/14/19)  
Interceptions.....None  
Interception Return Yards.....None  
QB Hurries.....1, twice, at Colorado State (9/8/18)  
Pass Breakups.....1 (2x) last vs. San Jose State (9/21/19)  
Forced Fumbles.....1 (2x) last vs. #23 Texas A&M (9/28/19)  
Fumble Recoveries.....1 vs. North Texas (9/15/18)

### IN THE RANKINGS

Category	Stat	SEC	NCAA
Tackles for loss	5.5	T-20th	
Sacks per game	0.31	T-26th	



## T.J. SMITH

52

Defensive Line | 6-3 | 293 | Senior  
Moultrie, Ga. | Colquitt County HS

### QUICK HITS

- Dropped basketball for football after losing 1-on-1 game to football coach in junior high.
- Recipient of the inaugural Frank Broyles Razorback Award from Coach Morris.
- SEC Community Service Team & SEC Leadership Council representative.
- Played in the last 20 games for the Razorbacks, starting 18 over the last two seasons.
- Has 3.5 tackles for loss this season, matching his total from a year ago and is 0.5 TFL shy of tying a career high.

### CAREER STATS

	GP/GS	UA	A	ToT	TFL-YDS	SCK-YDS	FF	FR-YDS	INT-YDS	QBH	BRUP
2016	5/0	1	3	4	1.5-3	0.0-0	0	0-0	0-0	0	0
2017	12/12	10	16	26	4.0-17	2.0-15	1	0-0	0-0	3	0
2018	12/10	10	16	26	3.5-10	1.5-6	0	0-0	0-0	0	0
2019	8/8	3	9	12	3.5-22	2.5-19	1	0-0	0-0	3	0
<b>TOTAL</b>	<b>36/30</b>	<b>24</b>	<b>44</b>	<b>68</b>	<b>12.5-52</b>	<b>6.0-40</b>	<b>2</b>	<b>0-0</b>	<b>0-0</b>	<b>6</b>	<b>0</b>

### GAME-BY-GAME STATS

	GP/GS	UA	A	ToT	TFL-YDS	SCK-YDS	FF	FR-YDS	INT-YDS	QBH	BRUP
PORTLAND ST.	1/1	0	1	1	0.0-0	0.0-0	0	0-0	0-0	1	0
at Ole Miss	1/1	0	1	1	0.0-0	0.0-0	0	0-0	0-0	0	0
COLORADO ST.	1/1	1	2	3	1.5-9	1.0-7	0	0-0	0-0	1	0
SAN JOSE ST.	1/1	0	0	0	0.0-0	0.0-0	0	0-0	0-0	1	0
vs. Texas A&M	1/1	1	1	2	1.0-8	1.0-8	1	0-0	0-0	0	0
at Kentucky	1/1	1	1	2	0.5-1	0.0-0	0	0-0	0-0	0	0
AUBURN	1/1	0	2	2	0.5-4	0.5-4	0	0-0	0-0	0	0
at Alabama	1/1	0	1	1	0.0-0	0.0-0	0	0-0	0-0	0	0
MISSISSIPPI ST.											
WESTERN KY.											
at LSU											
MISSOURI											
<b>TOTAL</b>	<b>8/8</b>	<b>3</b>	<b>9</b>	<b>12</b>	<b>3.5-22</b>	<b>2.5-19</b>	<b>1</b>	<b>0-0</b>	<b>0-0</b>	<b>3</b>	<b>0</b>

### SEASON HIGHS

Tackles.....3 vs. Colorado St. (9/14/19)  
Tackles For Loss.....1.5 vs. Colorado St. (9/14/19)  
Sacks.....1.0 vs. Colorado St. (9/14/19)  
Interceptions.....None  
Interception Return Yards.....None  
QB Hurries.....1 (3x) last vs. San Jose State (9/21/19)  
Pass Breakups.....None  
Forced Fumbles.....1 vs. #23 Texas A&M (9/28/19)  
Fumble Recoveries.....None

### CAREER HIGHS

Tackles.....5 at Ole Miss (10/28/17)  
Tackles For Loss.....2.0 at South Carolina (10/7/17)  
Sacks.....1.0 (4x) last vs. Colorado St. (9/14/19)  
Interceptions.....None  
Interception Return Yards.....None  
QB Hurries.....1 (6x) last vs. San Jose State (9/21/19)  
Pass Breakups.....None  
Forced Fumbles.....1 (2x) last vs. #23 Texas A&M (9/28/19)  
Fumble Recoveries.....None

# GAME 9: MISSISSIPPI STATE



## MATAIO SOLI

11

Defensive Lineman | 6-4 | 239 | Freshman  
Douglasville, Ga. | Douglas County HS

### QUICK HITS

- Son of All-SEC Razorback & NFL nose guard Junior Soli (1992-95).
- Started each of the last six games, totaling 12 tackles, 1.5 TFL and two QBH.
- One of seven freshmen in the SEC with at least one TFL in conference play.
- Four-star prospect by Rivals and 247Sports.
- Racked up 84 total tackles, 64 solo, 29 for loss and 22.5 sacks as a senior in HS.

### CAREER STATS

	GP/GS	UA	A	ToT	TFL-YDS	SCK-YDS	FF	FR-YDS	INT-YDS	QBH	BRUP
2019	8/7	8	7	15	1.5-4	0.0-0	0	0-0	0-0	2	0
<b>TOTAL</b>	<b>8/7</b>	<b>8</b>	<b>7</b>	<b>15</b>	<b>1.5-4</b>	<b>0.0-0</b>	<b>0</b>	<b>0-0</b>	<b>0-0</b>	<b>2</b>	<b>0</b>

### GAME-BY-GAME STATS

	GP/GS	UA	A	ToT	TFL-YDS	SCK-YDS	FF	FR-YDS	INT-YDS	QBH	BRUP
PORTLAND ST.	1/0	1	0	1	0.0-0	0.0-0	0	0-0	0-0	0	0
at Ole Miss	1/1	2	1	3	0.0-0	0.0-0	0	0-0	0-0	1	0
COLORADO ST.	1/1	0	1	1	0.5-0	0.0-0	0	0-0	0-0	1	0
SAN JOSE ST.	1/1	1	1	2	0.0-0	0.0-0	0	0-0	0-0	0	0
vs. Texas A&M	1/1	2	1	3	1.0-4	0.0-0	0	0-0	0-0	0	0
at Kentucky	1/1	1	1	2	0.0-0	0.0-0	0	0-0	0-0	0	0
AUBURN	1/1	1	0	1	0.0-0	0.0-0	0	0-0	0-0	0	0
at Alabama	1/1	0	2	2	0.0-0	0.0-0	0	0-0	0-0	0	0
MISSISSIPPI ST.											
WESTERN KY.											
at LSU											
MISSOURI											
<b>TOTAL</b>	<b>8/7</b>	<b>8</b>	<b>7</b>	<b>15</b>	<b>1.5-4</b>	<b>0.0-0</b>	<b>0</b>	<b>0-0</b>	<b>0-0</b>	<b>2</b>	<b>0</b>

### SEASON HIGHS

Tackles ..... 3 (2x) last vs. #23 Texas A&M (9/28/19)  
Tackles For Loss ..... 1.0 vs. #23 Texas A&M (9/28/19)  
Sacks ..... None  
Interceptions ..... None  
Interception Return Yards ..... None  
QB Hurries ..... 1 (2x) last vs. Colorado St. (9/14/19)  
Pass Breakups ..... None  
Forced Fumbles ..... None  
Fumble Recoveries ..... None

### CAREER HIGHS

Tackles ..... 3 (2x) last vs. #23 Texas A&M (9/28/19)  
Tackles For Loss ..... 1.0 vs. #23 Texas A&M (9/28/19)  
Sacks ..... None  
Interceptions ..... None  
Interception Return Yards ..... None  
QB Hurries ..... 1 (2x) last vs. Colorado St. (9/14/19)  
Pass Breakups ..... None  
Forced Fumbles ..... None  
Fumble Recoveries ..... None



## NICK STARKEL

17

Quarterback | 6-3 | 214 | Junior  
Argyle, Texas | Texas A&M



### QUICK HITS

- Transferred to Arkansas from Texas A&M - two years of eligibility remain.
- Previously wore a Justin Bieber t-shirt under uniform - ripped & threw away after loss.
- Made his first start as a Razorback vs. CSU (9/14), totaling 305 yards and three TDs.
- It was the first 300+ yard performance by a Razorback since Austin Allen in 2017 (313 vs. Missouri).
- Topped his season high with 356 yards passing vs. SJSU (9/21); Most by an Arkansas QB since 2016 (Austin Allen).

### CAREER STATS

	PASSING							RUSHING				
	GP/GS	COMP	ATT	PCT	YDS	TD	INT	LNG	ATT	YDS	AVG	TD
2017	7/5	123	205	60.0	1,793	14	6	70	12	-42	-3.5	1
2018	5/0	15	22	68.1	169	1	0	25	1	-6	-6.0	0
2019	7/5	93	169	55.0	1,118	7	10	62	6	-16	-2.7	0
<b>TOTAL</b>	<b>19/10</b>	<b>231</b>	<b>396</b>	<b>58.3</b>	<b>3,080</b>	<b>22</b>	<b>16</b>	<b>70</b>	<b>19</b>	<b>-64</b>	<b>-3.4</b>	<b>1</b>

### GAME-BY-GAME STATS

	PASSING							RUSHING				
	GP/GS	COMP	ATT	PCT	YDS	TD	INT	LNG	ATT	YDS	AVG	TD
PORTLAND ST.	1/0	4	5	80.0	48	0	1	38	0	0	0.0	0
at Ole Miss	1/0	17	24	70.8	201	1	0	45	1	-9	-9.0	0
COLORADO ST.	1/1	20	35	57.1	305	3	0	62	1	-4	-4.0	0
SAN JOSE ST.	1/1	28	50	56.0	356	3	5	62	2	8	4.0	0
vs. Texas A&M	1/1	12	17	70.6	109	0	1	27	1	-2	-2.0	0
at Kentucky	1/1	7	19	36.8	41	0	0	15	1	-9	-9.0	0
AUBURN	-/-	-	-	-	-	-	-	-	-	-	-	-
at Alabama	1/1	5	19	26.3	58	0	3	22	0	0	0.0	0
MISSISSIPPI ST.												
WESTERN KY.												
at LSU												
MISSOURI												
<b>TOTAL</b>	<b>7/5</b>	<b>93</b>	<b>169</b>	<b>55.0</b>	<b>1,118</b>	<b>7</b>	<b>10</b>	<b>62</b>	<b>6</b>	<b>-16</b>	<b>-2.7</b>	<b>0</b>

### SEASON HIGHS

Pass Attempts ..... 50 vs. San Jose State (9/21/19)  
Completions ..... 28 vs. San Jose State (9/21/19)  
Pass Yards ..... 356 vs. San Jose State (9/21/19)  
Pass TDs ..... 3 (2x) last vs. San Jose State (9/21/19)  
Long Pass ..... 62 (2x) last vs. San Jose State (9/21/19)  
Completion % ..... 80.0 vs. Portland St. (8/31/19)  
Rushes ..... 2 vs. San Jose State (9/21/19)  
Rush Yards ..... 8 vs. San Jose State (9/21/19)  
Rush TDs ..... None  
Long Rush ..... 8 vs. San Jose State (9/21/19)

### CAREER HIGHS

Pass Attempts ..... 63 vs. Wake Forest (12/29/17)  
Completions ..... 42 vs. Wake Forest (12/29/17)  
Pass Yards ..... 499 vs. Wake Forest (12/29/17)  
Pass TDs ..... 4 (2x) last vs. Wake Forest (12/29/17)  
Long Pass ..... 70 vs. Mississippi State (10/28/17)  
Completion % ..... 100.0 vs. Louisiana-Monroe (9/15/18)  
Rushes ..... 3 at LSU (10/25/17)  
Rush Yards ..... 8 vs. San Jose State (9/21/19)  
Rush TDs ..... 1 at Ole Miss (11/25/17)  
Long Rush ..... 8 vs. San Jose State (9/21/19)

### IN THE RANKINGS

Category	Stat	SEC	NCAA
Total offense yards	1,102	13th	
Passing yards	1,118	11th	97th



## DEON STEWART

13



Wide Receiver | 5-11 | 161 | Senior  
Hardy, Ark. | Highland HS

### \*\*NEWS\*\*

Will miss the 2019 season after tearing ACL in preseason camp.

### QUICK HITS

- Played in all 12 games for the Razorbacks in 2018, starting eight at wide receiver.
- Ranked fourth on the team in receptions with 22.
- Has at least one catch in 19 of the last 20 games, including 13 multi-catch games.
- Recorded multiple catches in seven of the last 11 SEC contests.
- Last year's primary punt return specialist, with nine going for 91 yards.

### CAREER STATS

	RECEIVING					RUSHING					LNG
	GP/GS	REC	YDS	AVG	TD	LNG	ATT	YDS	AVG	TD	
2016	12/0	2	34	17.0	0	19	2	9	4.5	0	5
2017	12/6	33	404	12.2	3	38	8	10	1.2	0	8
2018	12/8	22	178	8.1	0	37	2	0	0.0	0	7
<b>TOTAL</b>	<b>34/14</b>	<b>57</b>	<b>616</b>	<b>10.8</b>	<b>3</b>	<b>38</b>	<b>10</b>	<b>22</b>	<b>2.2</b>	<b>0</b>	<b>7</b>

### 2018 GAME-BY-GAME STATS

	RECEIVING					RUSHING					LNG
	GP/GS	REC	YDS	AVG	TD	LNG	ATT	YDS	AVG	TD	
EASTERN ILLINOIS	1/0	1	0	0.0	0	0	0	0	0.0	0	0
at Colorado State	1/0	1	10	10.0	0	10	0	0	0.0	0	0
NORTH TEXAS	1/0	2	12	6.0	0	8	0	0	0.0	0	0
at Auburn	1/0	1	32	32.0	0	32	0	0	0.0	0	0
vs. Texas A&M	1/1	1	6	6.0	0	6	0	0	0.0	0	0
ALABAMA	1/1	2	53	21.5	0	37	0	0	0.0	0	0
OLE MISS	1/1	2	5	2.5	0	5	0	0	0.0	0	0
TULSA	1/1	0	0	0.0	0	0	0	0	0.0	0	0
VANDERBILT	1/1	2	23	11.5	0	17	0	0	0.0	0	0
LSU	1/1	2	11	5.5	0	9	1	-7.0	-7.0	0	0
at Mississippi State	1/1	6	13	2.1	0	8	1	7	7.0	0	7
at Missouri	1/1	2	12	6.0	0	0	0	0	0.0	0	0
<b>TOTAL</b>	<b>12/8</b>	<b>22</b>	<b>178</b>	<b>8.1</b>	<b>0</b>	<b>37</b>	<b>2</b>	<b>0</b>	<b>0.0</b>	<b>0</b>	<b>7</b>

### SEASON HIGHS

Receptions	6 at Missouri (11/17/18)
Receiving Yards	53 vs. Alabama (10/6/18)
Receiving Touchdowns	None
Long Reception	37 vs. Alabama (10/6/18)
Rushes	None
Rushing Yards	None
Rushing Touchdowns	None
Long Rush	None
Punt Returns	2 vs. Tulsa (10/20/18)
Long Punt Return	45 at Colorado State (9/8/18)
Kick Returns	1 (2x) last at Auburn (9/22/18)
Kick Return Yards	20 at Auburn (9/22/18)
Kick Return Touchdowns	None

### CAREER HIGHS

Receptions	6 (3x) last at Missouri (11/17/18)
Receiving Yards	71 vs. New Mexico State (9/30/17)
Receiving Touchdowns	1 (3x), last at Ole Miss (10/28/17)
Long Reception	38 vs. New Mexico State (9/30/17)
Rushes	2 vs. Auburn (10/21/17)
Rushing Yards	5 vs. Virginia Tech (12/29/16)
Rushing Touchdowns	None
Punt Returns	2 vs. Tulsa (10/20/18)
Long Rush	5 vs. Virginia Tech (12/29/16)
Long Punt Return	45 at Colorado State (9/8/18)
Kick Returns	7 vs. LSU (11/12/16)
Kick Return Yards	119 at Missouri (11/25/16)
Kick Return Touchdowns	None



## De'VION WARREN

1

Wide Receiver | 5-10 | 188 | Junior  
Monroe, La. | Ouachita Parish HS

### QUICK HITS

- Played in nine games for the Razorbacks in 2018 as a sophomore.
- Hauled in a career-long reception vs. SJSU (9/21), going 15 yards for his only catch in the game.
- Took a kick back 78 yards in the fourth quarter against Alabama (10/6/18).
- Became the first Razorback since 2014 to return a kickoff for a TD - 2017 vs. No. 21 Auburn.
- 100-yard kickoff return was the longest for a score since Felix Jones' 100-yard TD in 2006.

### CAREER STATS

	RECEIVING					RUSHING					KICK RETURN				
	GP/GS	REC	YDS	AVG	TD	LNG	ATT	YDS	AVG	TD	LNG	RET	YDS	TD	LNG
2017	12/0	1	5	5.0	0	5	2	10	5.0	0	6	29	765	1	100
2018	9/0	3	14	4.7	1	0	2	-3	-1.5	0	10	14	399	0	78
2019	7/0	3	20	6.7	0	15	5	51	10.2	0	37	14	309	0	37
<b>TOTAL</b>	<b>25/0</b>	<b>7</b>	<b>39</b>	<b>5.6</b>	<b>1</b>	<b>15</b>	<b>9</b>	<b>58</b>	<b>6.4</b>	<b>0</b>	<b>37</b>	<b>57</b>	<b>1,473</b>	<b>1</b>	<b>100</b>

### GAME-BY-GAME STATS

	RECEIVING					RUSHING					KICK RETURN				
	GP/GS	REC	YDS	AVG	TD	LNG	ATT	YDS	AVG	TD	LNG	RET	YDS	TD	LNG
PORTLAND ST.	1/0	0	0	0.0	0	0	3	37	12.3	0	37	1	16	0	16
at Ole Miss	1/0	1	1	1.0	0	1	1	12	12.0	0	12	3	72	0	37
COLORADO ST.	1/0	1	4	4.0	0	4	1	2	2.0	0	2	1	36	0	36
SAN JOSE ST.	1/0	1	15	15.0	0	15	0	0	0.0	0	0	2	43	0	23
vs. Texas A&M	-/-	-	-	-	-	-	-	-	-	-	-	-	-	-	-
at Kentucky	1/0	0	0	0.0	0	0	0	0	0.0	0	0	2	38	0	23
AUBURN	1/0	0	0	0.0	0	0	0	0	0.0	0	0	3	55	0	20
at Alabama	1/0	0	0	0.0	0	0	0	0	0.0	0	0	2	49	0	25
MISSISSIPPI ST.															
WESTERN KY.															
at LSU															
MISSOURI															
<b>TOTAL</b>	<b>7/0</b>	<b>3</b>	<b>20</b>	<b>6.7</b>	<b>0</b>	<b>15</b>	<b>5</b>	<b>51</b>	<b>10.2</b>	<b>0</b>	<b>37</b>	<b>14</b>	<b>309</b>	<b>0</b>	<b>37</b>

### SEASON HIGHS

Receptions	1 (3x) last vs. San Jose State (9/21/19)
Receiving Yards	15 vs. San Jose State (9/21/19)
Receiving Touchdowns	None
Long Reception	15 vs. San Jose State (9/21/19)
Rushes	3 vs. Portland St. (8/31/19)
Rushing Yards	37 vs. Portland St. (8/31/19)
Rushing Touchdowns	None
Long Rush	37 vs. Portland St. (8/31/19)
Punt Returns	None
Long Punt Return	None
Kickoff Returns	3 (2x) last vs. #11 Auburn (10/19/19)
Kickoff Return Yards	72 at Ole Miss (9/7/19)
Kickoff Return Touchdowns	None

### CAREER HIGHS

Receptions	2 at Colorado State (9/8/18)
Receiving Yards	17 vs. Alabama (10/6/18)
Receiving Touchdowns	1 vs. Alabama (10/6/18)
Long Reception	17 vs. Alabama (10/6/18)
Rushes	3 vs. Portland St. (8/31/19)
Rushing Yards	37 vs. Portland St. (8/31/19)
Rushing Touchdowns	None
Long Rush	37 vs. Portland St. (8/31/19)
Punt Returns	None
Long Punt Return	None
Kickoff Returns	5 (2x), last vs. Coastal Carolina (11/4/17)
Kickoff Return Yards	141 at Ole Miss (10/28/17)
Kickoff Return Touchdowns	1 vs. Auburn (10/21/17)

### IN THE RANKINGS

Category	Stat	SEC	NCAA
Kick return yards per game	22.1	2nd	47th





## DEVWAH WHALEY

21

Running Back | 5-11 | 212 | Senior  
Beaumont, Texas | Central HS

### QUICK HITS

- Father = middle distance runner, mother = sprinter at BYU, Devwah = triple jumper in HS.
- Played in seven games for the Razorbacks in 2018, starting each of the first four.
- Finished as the team's second leading rusher with 368 yards on 82 carries, scoring twice.
- Scored his third TD of season vs. Texas A&M (9/28), 15th of career - 11-yard run in 3rd qtr.
- Named a preseason Doak Walker Award watch list member.

### CAREER STATS

	GP/GS	RUSHING					RECEIVING				
		ATT	YDS	AVG	TD	LNG	REC	YDS	AVG	TD	LNG
2016	13/0	110	602	5.4	3	75	6	139	23.2	0	43
2017	12/11	127	559	4.4	7	33	8	56	7.0	1	20
2018	7/4	82	368	4.5	2	26	8	87	10.9	0	43
2019	8/0	57	242	4.2	3	25	13	127	9.8	0	22
<b>TOTAL</b>	<b>40/16</b>	<b>376</b>	<b>1,780</b>	<b>4.7</b>	<b>16</b>	<b>75</b>	<b>35</b>	<b>409</b>	<b>11.7</b>	<b>1</b>	<b>43</b>

### GAME-BY-GAME STATS

	GP/GS	RUSHING					RECEIVING				
		ATT	YDS	AVG	TD	LNG	REC	YDS	AVG	TD	LNG
PORTLAND ST.	1/0	9	21	2.3	1	11	0	0	0.0	0	0
at Ole Miss	1/0	2	2	1.0	0	2	2	23	11.5	0	14
COLORADO ST.	1/0	9	81	9.0	1	25	0	0	0.0	0	0
SAN JOSE ST.	1/0	12	32	2.7	0	16	4	40	10.0	0	22
vs. Texas A&M	1/0	3	12	4.0	1	11	3	21	7.0	0	16
at Kentucky	1/0	9	42	4.7	0	21	0	0	0.0	0	0
AUBURN	1/0	4	12	3.0	0	5	2	19	9.5	0	12
at Alabama	1/0	9	40	4.4	0	10	2	24	12.0	0	15
MISSISSIPPI ST.											
WESTERN KY.											
at LSU											
MISSOURI											
<b>TOTAL</b>	<b>8/0</b>	<b>57</b>	<b>242</b>	<b>4.2</b>	<b>3</b>	<b>25</b>	<b>13</b>	<b>127</b>	<b>9.8</b>	<b>0</b>	<b>22</b>

### SEASON HIGHS

Rushes	12 vs. San Jose State (9/21/19)
Rushing Yards	81 vs. Colorado St. (9/14/19)
Rushing TDs	1 (3x) vs. #23 Texas A&M (9/28/19)
Long Rush	25 vs. Colorado St. (9/14/19)
100-Yard Games	None
Receptions	4 vs. San Jose State (9/21/19)
Receiving Yards	40 vs. San Jose State (9/21/19)
Receiving TDs	None
Long Reception	22 vs. San Jose State (9/21/19)

### CAREER HIGHS

Rushes	26 at Colorado State (9/8/18)
Rushing Yards	165 at Colorado State (9/8/18)
Rushing TDs	1 (16x) last vs. #23 Texas A&M (9/28/19)
Long Rush	75 vs. Alcorn State (10/1/16)
100-Yard Games	4, last at Colorado State (9/8/18)
Receptions	4 vs. San Jose State (9/21/19)
Receiving Yards	69 vs. Florida (11/5/16)
Receiving TDs	1 at Ole Miss (10/28/17)
Long Reception	43 (2x) last at Missouri (11/23/18)



## MIKE WOODS

8

Wide Receiver | 6-1 | 203 | Sophomore  
Magnolia, Texas | Magnolia HS

### QUICK HITS

- First signee for HC Chad Morris - committed to SMU when Morris & staff were in Dallas.
- Enjoys hiking Lake Fayetteville & Devil's Den in Northwest Arkansas.
- Led all Arkansas receivers in Weeks 4 & 5 vs. SJSU (9/21) and TAMU (9/28) - 62 yds & 1 TD vs. TAMU.
- Turned in his first career 100-yard receiving game, totaling 115 yards (1 TD) on four catches against SJSU (9/21).
- Is the first Razorback with a 100-yard receiving game since Jordan Jones vs. EIU (9/1/18).

### CAREER STATS

	GP/GS	RUSHING					RECEIVING				
		ATT	YDS	AVG	TD	LNG	REC	YDS	AVG	TD	LNG
2018	10/7	0	0	0.0	0	0	18	206	11.4	1	29
2019	8/8	0	0	0.0	0	0	24	319	13.3	2	62
<b>TOTAL</b>	<b>18/15</b>	<b>0</b>	<b>0</b>	<b>0.0</b>	<b>0</b>	<b>0</b>	<b>43</b>	<b>525</b>	<b>12.2</b>	<b>3</b>	<b>62</b>

### GAME-BY-GAME STATS

	GP/GS	RUSHING					RECEIVING				
		ATT	YDS	AVG	TD	LNG	REC	YDS	AVG	TD	LNG
PORTLAND ST.	1/1	0	0	0.0	0	0	5	30	6.0	0	15
at Ole Miss	1/1	0	0	0.0	0	0	6	84	14.0	0	45
COLORADO ST.	1/1	0	0	0.0	0	0	3	10	3.3	0	6
SAN JOSE ST.	1/1	0	0	0.0	0	0	4	115	28.8	1	62
vs. Texas A&M	1/1	0	0	0.0	0	0	4	62	15.5	1	22
at Kentucky	1/1	0	0	0.0	0	0	3	18	6.0	0	15
AUBURN	1/1	0	0	0.0	0	0	0	0	0.0	0	0
at Alabama	1/1	0	0	0.0	0	0	0	0	0.0	0	0
MISSISSIPPI ST.											
WESTERN KY.											
at LSU											
MISSOURI											
<b>TOTAL</b>	<b>8/8</b>	<b>0</b>	<b>0</b>	<b>0.0</b>	<b>0</b>	<b>0</b>	<b>24</b>	<b>319</b>	<b>13.3</b>	<b>2</b>	<b>62</b>

### SEASON HIGHS

Rushes	None
Rushing Yards	None
Rushing TDs	None
Long Rush	None
100-Yard Games	1, last vs. San Jose State (9/21/19)
Receptions	6 at Ole Miss (9/7/19)
Receiving Yards	115 vs. San Jose State (9/21/19)
Receiving TDs	1 (2x) last vs. #23 Texas A&M (9/28/19)
Long Reception	62 vs. San Jose State (9/21/19)

### CAREER HIGHS

Rushes	None
Rushing Yards	None
Rushing TDs	None
Long Rush	None
100-Yard Games	1, last vs. San Jose State (9/21/19)
Receptions	6 (2x) last at Ole Miss (9/7/19)
Receiving Yards	115 vs. San Jose State (9/21/19)
Receiving TDs	1 (3x) last vs. #23 Texas A&M (9/28/19)
Long Reception	62 vs. San Jose State (9/21/19)

# GAME 1 ||| PORTLAND STATE

Portland State (0-1) .....13  
Arkansas (1-0) .....20

August 31, 2019 | Fayetteville, Ark.

Donald W. Reynolds Razorback Stadium | Time: 3 p.m. | Attendance: 61,055

TV: SEC Network > Dave Neal (PBP), DJ Shockley (Analyst) & Dawn Davenport (Sideline)

## SCORING SUMMARY

	1st	2nd	3rd	4th	Final
Portland State	3	3	0	7	13
Arkansas	10	0	7	3	20

### QTR. TEAM SCORING PLAY

1st	PSU	C. Williams 50 yd field goal 6-42 1:51
	ARK	C. Limpert 34 yd field goal 9-54 3:29
	ARK	D. Whaley 1 yd run (C. Limpert kick) 10-64 4:15
2nd	PSU	C. Williams 47 yd field goal 11-45 4:09
3rd	ARK	R. Boyd 2 yd run (C. Limpert kick) 12-67 4:57
4th	ARK	C. Limpert 25 yd field goal 12-63 5:09
	PSU	C. Taumoepeau 32 yd pass from J. Eason (C. Williams) 14-75 6:30

## TEAM STATISTICS

	PORTLAND STATE	ARKANSAS
FIRST DOWNS	16	26
RUSHES-YARDS (NET)	28-75	42-204
PASSING YDS (NET)	155	191
Passes Att-Comp-Int.	33-16-3	35-18-1
TOTAL OFFENSE PLAYS-YARDS	61-230	77-395
Fumble Returns-Yards	0-0	0-0
Punt Returns-Yards	1-0	2-16
Kickoff Returns-Yards	0-0	1-16
Interception Returns-Yards	1-17	3-49
Punts (Number-Avg)	5-39.8	5-35.6
Fumbles-Lost	0-0	1-0
Penalties-Yards	10-85	7-70
Possession Time	26:22	33:38
Third-Down Conversions	2 of 13	5 of 15
Fourth-Down Conversions	3 of 3	2 of 2
Red-Zone Scores-Chances	0-0	4-6
Sacks By: Number-Yards	1-4	6-29



**SS KAMREN CURL** led a solid defensive effort in the season opener coming up with his first career interception along with a pair of sacks as the Razorbacks intercepted three passes and recorded six sacks.

## PORTLAND STATE

RUSHING	Att.	Gain	Lost	Net	TD	Long	Avg.
HOFFMAN,Sirgeo	4	28	0	28	0	20	7.0
ALEXANDER,Davis	14	56	29	27	0	22	1.9
DAIGBE,Emmanuel	1	11	0	11	0	11	11.0
EASON,Jalani	5	10	4	6	0	5	1.2
HOLTZ,Ewyn	2	2	0	2	0	1	1.0
MARTIN,Carlos	2	3	2	1	0	3	0.5

PASSING	Comp.	Att.	Yds	TD	Int	Long	Sack
ALEXANDER,Davis	10-21-2	81	0	16	6		
EASON,Jalani	6-11-1	74	1	32	0		
TEAM	0-1-0	0	0	0	0		

RECEIVING	No.	Yds	TD	Long
Alexander Hollins	9	127	3	43
DAIGBE,Emmanuel	5	43	0	15
Charlie TAUMOEPEAU	4	56	1	32
HOFFMAN,Sirgeo	4	35	0	15
KOETTER,Davis	1	16	0	16
Mataio TALALEMOTU	1	5	0	5
MARTIN,Carlos	1	0	0	0

PUNTING	No.	Yds	Avg.	Long	I20	TB
VERNON,Seth	5	199	39.8	46	0	1

FIELD GOALS	Made	Att.	Long	Kicks
Cody Williams	2	2	50	50, 47

## ARKANSAS

RUSHING	Att.	Gain	Lost	Net	TD	Long	Avg.
Rakeem Boyd	18	116	2	114	1	25	6.3
De'Vion Warren	3	37	0	37	0	17	12.3
Chase Hayden	9	28	0	28	0	6	3.1
Devwah Whaley	9	26	5	21	1	11	2.3
Ben Hicks	2	10	4	6	0	10	3.0
Team	1	0	2	-2	0	0	-2.0

PASSING	Comp.	Att.	Yds	TD	Int	Long	Sack
Ben Hicks	14-29-0	143	0	20	1		
Nick Starkel	4-5-1	48	0	38	0		
Team	0-1-0	0	0	0	0		

RECEIVING	No.	Yds	TD	Long
Mike Woods	5	30	0	15
Treyton Burks	3	52	0	20
Rakeem Boyd	3	22	0	13
Grayson Gunter	3	16	0	9
Trey Knox	1	38	0	38
Tyson Morris	1	15	0	15
Chase Harrell	1	14	0	14
Chase Hayden	1	4	0	4

PUNTING	No.	Yds	Avg.	Long	I20	TB
Sam Loy	4	142	35.5	40	2	2
Reid Bauer	1	36	36.0	36	0	0

FIELD GOALS	Made	Att.	Long	Kicks
Connor Limpert	2	2	34	34, 25

# GAME 2 ||| at OLE MISS

Arkansas (1-1, 0-1) .....17  
Ole Miss (1-1, 1-0) .....31

September 7, 2019 | Oxford, Miss.

Vaught-Hemingway Stadium | Time: 6:30 p.m. | Attendance: 47,915

TV: SEC Network > Tom Hart (PBP), Jordan Rodgers (Analyst) & Cole Cubelic (Sideline)

## SCORING SUMMARY

	1st	2nd	3rd	4th	Final
Arkansas	0	3	0	14	17
Ole Miss	7	3	7	14	31

### QTR. TEAM SCORING PLAY

1st	OM	E. Moore 2 yd pass from M. Corral (L. Logan kick), 13-85 4:35
2nd	AR	C. Limpert 36 yd field goal, 7-36 3:11
	OM	L. Logan 33 yd field goal, 7-31 3:06
3rd	OM	S. Phillips 1 yd run (L. Logan kick), 8-71 2:59
4th	AR	K. Curl 69 yd fumble recovery (C. Limpert kick)
	OM	E. Moore 46 yd pass from M. Corral (L. Logan kick), 5-74 2:17
	OM	S. Phillips 26 yd run (L. Logan kick), 5-66 3:05
	AR	K. Jackson 6 yd pass from N. Starkel (C. Limpert kick), 7-81 2:06

## TEAM STATISTICS

	ARKANSAS	OLE MISS
FIRST DOWNS	18	23
RUSHES-YARDS (NET)	26-61	53-237
PASSING YDS (NET)	300	246
Passes Att-Comp-Int.	41-25-0	24-16-0
TOTAL OFFENSE PLAYS-YARDS	67-361	77-483
Fumble Returns-Yards	2-69	0-0
Punt Returns-Yards	2-28	0-0
Kickoff Returns-Yards	5-76	1-25
Interception Returns-Yards	0-0	0-0
Punts (Number-Avg)	6-35.7	4-49.5
Fumbles-Lost	1-1	2-2
Penalties-Yards	7-55	5-60
Possession Time	27:32	32:28
Third-Down Conversions	5 of 15	8 of 15
Fourth-Down Conversions	0 of 2	0 of 2
Red-Zone Scores-Chances	2-3	3-3
Sacks By: Number-Yards	1-7	3-21



**QB NICK STARKEL** came off the bench to pass for 201 yards in the second half on 17-of-24 passing with a touchdown late in the fourth quarter at Ole Miss.

## ARKANSAS

RUSHING	Att.	Gain	Lost	Net	TD	Long	Avg.
Rakeem Boyd	17	71	4	67	0	10	3.9
De'Vion Warren	1	12	0	12	0	12	12.0
Devwah Whaley	2	2	0	2	0	2	1.0
Ben Hicks	4	7	12	-5	0	6	-1.2
Chase Hayden	1	0	6	-6	0	0	-6.0
Nick Starkel	1	0	9	-9	0	0	-9.0

PASSING	Comp.	Att.	Yds	TD	Int	Long	Sack
Nick Starkel	17	24	0	201	1	45	1
Ben Hicks	7	16	0	98	0	49	2
Rakeem Boyd	1	1	0	1	0	1	0

RECEIVING	No.	Yds	TD	Long
Trey Knox	6	88	0	49
Mike Woods	6	84	0	45
Cheyenne O'Grady	3	45	0	25
Treyton Burks	2	28	0	22
Devwah Whaley	2	23	0	14
Koilan Jackson	2	19	1	13
Rakeem Boyd	1	8	0	8
Tyson Morris	1	8	0	8
De'Vion Warren	1	1	0	1
Chase Hayden	1	-4	0	0

PUNTING	No.	Yds	Avg.	Long	I20	TB
Sam Loy	6	214	35.7	51	2	0

FIELD GOALS	Made	Att.	Long	Kicks
Connor Limpert	1	2	36	34, 43x

## OLE MISS

RUSHING	Att.	Gain	Lost	Net	TD	Long	Avg.
S. Phillips	26	145	2	143	2	26	5.5
Matt Corral	10	60	14	46	0	23	4.6
Snoop Conner	8	42	0	42	0	25	5.2
Jerrion Ealy	4	8	1	7	0	4	1.8
Isaiah Woullard	1	3	0	3	0	3	3.0
O. Cooley	1	1	0	1	0	5	1.0
Elijah Moore	1	0	2	-2	0	0	-2.0
TEAM	2	0	3	-3	0	0	-1.5

PASSING	Comp.	Att.	Yds	TD	Int	Long	Sack
Matt Corral	16	24	0	246	2	46	1

RECEIVING	No.	Yds	TD	Long
Elijah Moore	7	130	2	46
Jerrion Ealy	3	35	0	26
D. Drummond	2	38	0	26
O. Cooley	2	28	0	18
Jason Pellerin	2	15	0	13

PUNTING	No.	Yds	Avg.	Long	I20	TB
Mac Brown	4	198	49.5	52	2	0

FIELD GOALS	Made	Att.	Long	Kicks
Luke Logan	1	1	33	33

## GAME 3 ||| COLORADO STATE

Colorado State (1-2) ..... 34  
Arkansas (2-1, 0-1) ..... 55

September 14, 2019 | Fayetteville, Ark.

Donald W. Reynolds Razorback Stadium | Time: 3 p.m. | Attendance:

TV: SEC Network > Dave Neal (PBP), DJ Shockley (Analyst) & Dawn Davenport (Sideline)

### SCORING SUMMARY

	1st	2nd	3rd	4th	Final
Colorado State	14	10	10	0	34
Arkansas	24	3	7	21	55

#### QTR. TEAM SCORING PLAY

1st	CSU	M. Kinsey Jr. 75 yd run (C. Camper kick), 2-75 0:18
	AR	T. Knox 24 yd pass from N. Starkel (C. Limpert kick), 5-75 1:42
	AR	C. Harrell 14 yd pass from N. Starkel (C. Limpert kick), 11-82 3:34
	AR	R. Boyd 59 yd run (C. Limpert kick), 2-75 0:20
	CSU	W. Jackson 14 yd pass from C. Hill (C. Camper kick), 5-75 2:32
	AR	C. Limpert 54 yd field goal, 6-28 2:25
	AR	C. Limpert 22 yd field goal, 9-34 3:13
2nd	CSU	C. Hill 1 yd run (C. Camper kick), 5-40 1:55
	CSU	C. Camper 46 yd field goal, 10-52 2:37
3rd	AR	R. Boyd 4 yd run (C. Limpert kick), 8-75 1:53
	CSU	C. Camper 21 yd field goal, 15-72 7:22
	CSU	D. Wright 75 yd pass from P. O'Brien (C. Camper kick), 3-72 1:44
4th	AR	D. Whaley 5 yd run (C. Limpert kick), 9-68 2:43
	AR	C. O'Grady 62 yd pass from N. Starkel (C. Limpert kick), 4-74 2:10
	AR	L. Bishop 25 yd fumble recovery (C. Limpert kick)

### TEAM STATISTICS

	COLORADO STATE	ARKANSAS
FIRST DOWNS	18	23
RUSHES-YARDS (NET)	38-220	35-215
PASSING YDS (NET)	205	305
Passes Att-Comp-Int.	33-20-0	35-20-0
TOTAL OFFENSE PLAYS-YARDS	71-425	70-520
Fumble Returns-Yards	0-0	1-25
Punt Returns-Yards	0-0	3-9
Kickoff Returns-Yards	2-48	1-36
Interception Returns-Yards	0-0	0-0
Punts (Number-Avg)	6-47.5	4-44.0
Fumbles-Lost	2-2	2-1
Penalties-Yards	4-51	5-49
Possession Time	33:56	26:04
Third-Down Conversions	4 of 14	6 of 12
Fourth-Down Conversions	0 of 0	0 of 0
Red-Zone Scores-Chances	3-3	4-4
Sacks By: Number-Yards	1-4	3-25



**RB RAKEEM BOYD** ran for a career-best 122 yards on 20 carries in the win over Colorado State and became the first Razorback to run for two TDs since 2017.

### COLORADO STATE

RUSHING	Att.	Gain	Lost	Net	TD	Long	Avg.
M. Kinsey Jr.	20	185	5	180	1	75	9.0
M. McElroy	6	48	0	48	0	34	8.0
D. Wright	2	5	0	5	0	4	2.5
J. Thomas	2	2	0	2	0	2	1.0
C. Hill	2	1	8	-7	1	1	-3.5
P. O'Brien	6	11	19	-8	0	4	-1.3

PASSING	Comp.	Att.	Yds	TD	Int	Long	Sack
C. Hill	13	23	99	1	0	19	1
P. O'Brien	7	10	106	1	0	75	2

RECEIVING	No.	Yds	TD	Long
D. Wright	4	97	1	75
W. Jackson	4	53	1	19
Tr. McBride	3	22	0	10
M. Kinsey Jr.	3	3	0	7
C. Butler	2	8	0	7
A. Prentice	2	7	0	5
E.J. Scott	1	8	0	8
M. McElroy	1	7	0	7

PUNTING	No.	Yds	Avg.	Long	I20	TB
R. Stonehouse	6	285	47.5	56	1	0

FIELD GOALS	Made	Att.	Long	Kicks
C. Camper	2	3	46	46, 21, 50x

### ARKANSAS

RUSHING	Att.	Gain	Lost	Net	TD	Long	Avg.
Rakeem Boyd	20	127	5	122	2	59	6.1
Devwah Whaley	9	81	0	81	1	25	9.0
Chase Hayden	2	17	0	17	0	15	8.5
De'Vion Warren	1	2	0	2	0	2	2.0
Team	2	0	3	-3	0	0	-1.5
Nick Starkel	1	0	4	-4	0	0	-4.0

PASSING	Comp.	Att.	Yds	TD	Int	Long	Sack
Nick Starkel	20	35	305	0	3	62	1

RECEIVING	No.	Yds	TD	Long
Trey Knox	6	90	1	24
Treyton Burks	4	92	0	38
Cheyenne O'Grady	3	74	1	62
Chase Hayden	2	12	0	6
Mike Woods	2	10	0	6
Chase Harrell	1	14	1	14
Tyson Morris	1	9	0	9
De'Vion Warren	1	4	0	4

PUNTING	No.	Yds	Avg.	Long	I20	TB
Sam Loy	4	176	44.0	56	0	1

FIELD GOALS	Made	Att.	Long	Kicks
Connor Limpert	2	2	54	54, 22



## GAME 4 ||| SAN JOSE STATE

San Jose State (2-1) ..... 31  
Arkansas (2-2, 0-1) ..... 24

September 21, 2019 | Fayetteville, Ark.

Donald W. Reynolds Razorback Stadium | Time: 3 p.m. | Attendance: 56,058

TV: SEC Network > Dave Neal (PBP), DJ Shockley (Analyst) & Dawn Davenport (Sideline)

### SCORING SUMMARY

	1st	2nd	3rd	4th	Final
San Jose State	7	17	0	7	34
Arkansas	7	0	3	14	21

#### QTR. TEAM SCORING PLAY

1st	SJSU	J. Blackwell 3 yd pass from J. Love (M. Mercurio kick), 7-75 2:16
	AR	M. Woods 62 yd pass from N. Starkel (C. Limpert kick), 4-72 1:18
2nd	SJSU	N. Nash 15 yd run (M. Mercurio kick), 2-28 0:27
	SJSU	M. Mercurio 47 yd field goal, 7-47 2:12
	SJSU	I. Holiness 26 yd pass from J. Love (M. Mercurio kick), 9-79 3:48
3rd	AR	C. Limpert 48 yd field goal, 6-26 2:00
4th	AR	T. Morris 30 yd pass from N. Starkel (C. Limpert kick), 9-80 3:09
	AR	T. Knox 8 yd pass from N. Starkel (C. Limpert kick), 7-80 2:55
	SJSU	D. Packer 19 yd run (M. Mercurio kick), 5-75 1:43

### TEAM STATISTICS

	SAN JOSE STATE	ARKANSAS
FIRST DOWNS	27	26
RUSHES-YARDS (NET)	24-101	32-131
PASSING YDS (NET)	402	356
Passes Att-Comp-Int	49-32-1	50-28-5
TOTAL OFFENSE PLAYS-YARDS	73-503	82-487
Fumble Returns-Yards	0-0	0-0
Punt Returns-Yards	0-0	0-0
Kickoff Returns-Yards	0-0	3-61
Interception Returns-Yards	5-77	1-7
Punts (Number-Avg)	5-41.6	3-41.0
Fumbles-Lost	2-0	0-0
Penalties-Yards	9-85	6-62
Possession Time	30:54	29:06
Third-Down Conversions	4 of 12	6 of 15
Fourth-Down Conversions	0 of 1	1 of 3
Red-Zone Scores-Chances	3-4	1-3
Sacks By: Number-Yards	0-0	1-9



**WR MIKE WOODS** caught four passes for a career-best 115 yards, including a career-best 62-yard touchdown grab in the first quarter.

#### SAN JOSE STATE

RUSHING	Att.	Gain	Lost	Net	TD	Long	Avg.
Dejon Packer	8	40	0	40	1	19	5.0
Tyler Nevens	6	34	0	34	0	23	5.7
Nick Nash	4	30	4	26	1	15	6.5
Isaiah Hamilton	1	13	0	13	0	13	13.0
Isaiah Holiness	1	2	0	2	0	2	2.0
Team	3	0	5	-5	0	0	-1.7
Josh Love	1	0	9	-9	0	0	-9.0

PASSING	Comp.	Att.	Yds	TD	Int	Long	Sack
Josh Love	32	49	402	2	1	50	1

RECEIVING	No.	Yds	TD	Long
Tre Walker	12	161	0	20
Isaiah Hamilton	5	46	0	17
Isaiah Holiness	4	64	1	32
Jaqu Blackwell	4	49	1	24
Derrick Deese	3	22	0	14
Bailey Gaither	1	50	0	50
Andre Crump Jr	1	5	0	5
Brett Foley	1	3	0	3
Bill Humphreys	1	2	0	2

PUNTING	No.	Yds	Avg.	Long	I20	TB
Alex Galland	5	208	41.6	46	0	3

FIELD GOALS	Made	Att.	Long	Kicks
Matt Mercurio	1	2	47	46x, 47

#### ARKANSAS

RUSHING	Att.	Gain	Lost	Net	TD	Long	Avg.
Rakeem Boyd	18	95	4	91	0	18	5.1
Devwah Whaley	12	39	7	32	0	16	2.7
Nick Starkel	2	8	0	8	0	8	4.0

PASSING	Comp.	Att.	Yds	TD	Int	Long	Sack
Nick Starkel	28	50	356	3	5	62	0

RECEIVING	No.	Yds	TD	Long
Trey Knox	8	83	1	19
Mike Woods	4	115	1	62
Tyson Morris	4	60	1	30
Devwah Whaley	4	40	0	22
Cheyenne O'Grady	4	33	0	12
Rakeem Boyd	3	10	0	8
De'Vion Warren	1	15	0	15

PUNTING	No.	Yds	Avg.	Long	I20	TB
Sam Loy	3	123	41.0	50	1	0

FIELD GOALS	Made	Att.	Long	Kicks
Connor Limpert	1	1	48	48

## GAME 5 ||| vs. TEXAS A&M

Texas A&M (3-2, 1-1) ..... 31  
Arkansas (2-3, 0-2) ..... 27

September 28, 2019 | Arlington, Texas

AT&T Stadium | Time: 11 a.m. | Attendance: 51,441

TV: ESPN > Mark Jones (PBP), Dusty Dvoracek (Analyst) & Olivia Dekker (Sideline)

### SCORING SUMMARY

	1st	2nd	3rd	4th	Final
Texas A&M	7	14	0	10	31
Arkansas	0	17	7	3	27

#### QTR. TEAM SCORING PLAY

1st	TAMU	A. Smith 9 yd pass from K. Mond (S. Small kick), 7-63 3:51
2nd	AR	C. Limpert 46 yd field goal, 10-47 3:41
	TAMU	I. Spiller 4 yd run (S. Small kick), 11-75 4:27
	AR	D. Harris 6 yd fumble recovery (C. Limpert kick)
	AR	M. Woods 13 yd pass from B. Hicks (C. Limpert kick), 4-41 1:21
	TAMU	Q. Davis 22 yd pass from K. Mond (S. Small kick), 11-75 1:47
3rd	AR	D. Whaley 11 yd run (C. Limpert kick), 8-84 2:37
4th	TAMU	Q. Davis 3 yd pass from K. Mond (S. Small kick), 7-34 4:30
	AR	C. Limpert 40 yd field goal, 11-53 3:35
	TAMU	S. Small 50 yd field goal, 11-43 4:54

### TEAM STATISTICS

	TEXAS A&M	ARKANSAS
FIRST DOWNS	24	26
RUSHES-YARDS (NET)	33-89	26-98
PASSING YDS (NET)	251	297
Passes Att-Comp-Int.	35-23-1	44-27-1
TOTAL OFFENSE PLAYS-YARDS	68-340	70-395
Fumble Returns-Yards	0-0	1-6
Punt Returns-Yards	1-9	2-35
Kickoff Returns-Yards	1-31	0-0
Interception Returns-Yards	1-18	1-12
Punts (Number-Avg)	4-49.5	3-38.7
Fumbles-Lost	3-1	0-0
Penalties-Yards	6-55	8-48
Possession Time	32:37	27:23
Third-Down Conversions	5 of 10	5 of 13
Fourth-Down Conversions	0 of 0	1 of 2
Red-Zone Scores-Chances	3-4	2-4
Sacks By: Number-Yards	2-17	4-26



**TE CHEYENNE O'GRADY** posted career-bests with eight catches and 91 yards against Texas A&M at AT&T Stadium. The senior led all pass catchers in the game in receptions and yards.

#### TEXAS A&M

RUSHING	Att.	Gain	Lost	Net	TD	Long	Avg.
Jacob Kibodi	9	40	2	38	0	14	4.2
Kellen Mond	14	67	34	33	0	18	2.4
Quartney Davis	2	19	0	19	0	18	9.5
Isaiah Spiller	7	12	12	0	1	5	0.0
Team	1	0	1	-1	0	0	-1.0

PASSING	Comp.	Att.	Yds	TD	Int	Long	Sack
Kellen Mond	23	35	251	3	1	30	4

RECEIVING	No.	Yds	TD	Long
Jhamon Ausbon	7	82	0	17
Quartney Davis	7	62	2	22
Ainias Smith	5	80	1	30
Isaiah Spiller	2	17	0	12
Jacob Kibodi	1	9	0	9
Camron Buckley	1	1	0	1

PUNTING	No.	Yds	Avg.	Long	I20	TB
Braden Mann	4	198	49.5	59	3	0

FIELD GOALS	Made	Att.	Long	Kicks
Seth Small	1	1	50	50

#### ARKANSAS

RUSHING	Att.	Gain	Lost	Net	TD	Long	Avg.
Rakeem Boyd	18	91	2	89	0	24	4.9
Devwah Whaley	3	15	3	12	1	11	4.0
Ben Hicks	3	17	17	0	0	17	0.0
Team	1	0	1	-1	0	0	-1.0
Nick Starkel	1	0	2	-2	0	0	-2.0

PASSING	Comp.	Att.	Yds	TD	Int	Long	Sack
Ben Hicks	15	27	188	1	0	31	2
Nick Starkel	12	17	109	0	1	27	0

RECEIVING	No.	Yds	TD	Long
Cheyenne O'Grady	8	91	0	27
Mike Woods	4	62	1	22
Treyton Burks	4	58	0	31
Devwah Whaley	3	21	0	16
Tyson Morris	2	26	0	16
Rakeem Boyd	2	10	0	7
TJ Hammonds	2	8	0	7
Koilan Jackson	1	19	0	19
TQ Jackson	1	2	0	24

PUNTING	No.	Yds	Avg.	Long	I20	TB
Sam Loy	3	116	38.7	45	0	0

FIELD GOALS	Made	Att.	Long	Kicks
Connor Limpert	2	3	46	51x, 46, 40

## GAME 6 ||| at KENTUCKY

Arkansas (2-4, 0-3) .....20  
Kentucky (3-3, 1-3)..... 24

October 12, 2019 | Lexington, Ky.

Kroger Field | Time: 6:30 p.m. | Attendance: 57,060

TV: SEC Network > Tom Hart (PBP), Jordan Rodgers (Analyst) & Cole Cubelic (Sideline)

### SCORING SUMMARY

	1st	2nd	3rd	4th	Final
Arkansas	7	6	0	7	20
Kentucky	0	7	10	7	24

#### QTR. TEAM SCORING PLAY

1st	AR	R. Boyd 74 yd run (C. Limpert kick), 2:75 0:42
2nd	AR	C. Limpert 28 yd field goal, 8:22 1:50
	AR	C. Limpert 44 yd field goal, 10:45 3:58
	UK	L. Bowden 3 yd run (M. Ruffolo kick), 10:75 4:53
3rd	UK	M. Ruffolo 50 yd field goal, 13:45 5:52
	UK	C. Thomas 10 yd pass from L. Bowden (M. Ruffolo kick), 6:48 3:16
4th	AR	R. Boyd 2 yd run (C. Limpert kick), 3:29 0:52
	UK	L. Bowden 24 yd run (M. Ruffolo kick), 6:75 3:42

### TEAM STATISTICS

	ARKANSAS	KENTUCKY
FIRST DOWNS .....	16	21
RUSHES-YARDS (NET) .....	30-183	54-330
PASSING YDS (NET) .....	122	88
Passes Att-Comp-Int .....	27-12-0	12-8-0
TOTAL OFFENSE PLAYS-YARDS .....	57-305	66-418
Fumble Returns-Yards .....	0-0	0-0
Punt Returns-Yards .....	1-26	3-18
Kickoff Returns-Yards .....	2-38	2-48
Interception Returns-Yards .....	0-0	0-0
Punts (Number-Avg) .....	4-44.2	3-44.3
Fumbles-Lost .....	1-0	2-1
Penalties-Yards .....	5-39	7-44
Possession Time .....	22:49	37:11
Third-Down Conversions .....	6 of 13	7 of 14
Fourth-Down Conversions .....	0 of 1	0 of 1
Red-Zone Scores-Chances .....	2-3	3-4
Sacks By: Number-Yards .....	1-7	3-18



**RB RAKEEM BOYD** ran for a career-high 134 yards at Kentucky. The junior took the second play from scrimmage 74 yards for a TD, the longest run of his Arkansas career.

### ARKANSAS

RUSHING	Att.	Gain	Lost	Net	TD	Long	Avg.
Rakeem Boyd	15	137	3	134	2	74	8.9
Devwah Whaley	9	44	2	42	0	21	4.7
Treyton Burks	1	11	0	11	0	11	11.0
Ben Hicks	4	15	10	5	0	13	1.2
Nick Starkel	1	0	9	-9	0	0	-9.0

PASSING	Comp.	Att.	Yds	TD	Int	Long	Sack
Nick Starkel	7	19	41	0	0	15	1
Ben Hicks	5	8	81	0	0	22	2

RECEIVING	No.	Yds	TD	Long
Cheyenne O'Grady	4	44	0	22
Mike Woods	3	18	0	15
Treyton Burks	2	25	0	15
Trey Knox	2	24	0	18
Tyson Morris	1	11	0	11

PUNTING	No.	Yds	Avg.	Long	I20	TB
Sam Loy	4	177	44.2	50	2	0

FIELD GOALS	Made	Att.	Long	Kicks
Connor Limpert	2	2	44	28,44

### KENTUCKY

RUSHING	Att.	Gain	Lost	Net	TD	Long	Avg.
Lynn Bowden	24	205	9	196	2	51	8.2
Asim Rose	16	93	3	90	0	27	5.6
Kavosiey Smoke	11	49	4	45	0	25	4.1
Akeem Hayes	1	2	0	2	0	2	2.0
Team	2	0	3	-3	0	0	-1.5

PASSING	Comp.	Att.	Yds	TD	Int	Long	Sack
Lynn Bowden	7	11	78	1	0	31	1
Asim Rose	1	1	10	0	0	10	0

RECEIVING	No.	Yds	TD	Long
Justin Rigg	2	43	0	31
Josh Ali	2	13	0	10
Clevon Thomas	2	10	1	10
Allen Dailey	1	14	0	14
Bryce Oliver	1	8	0	8

PUNTING	No.	Yds	Avg.	Long	I20	TB
Max Duffy	3	133	44.3	54	2	0

FIELD GOALS	Made	Att.	Long	Kicks
Matt Ruffolo	1	2	50	47x,50

# GAME 7 ||| AUBURN

Auburn (6-1, 3-1).....51  
Arkansas (2-5, 0-4).....10

October 19, 2019 | Fayetteville, Ark.

Donald W. Reynolds Razorback Stadium | Time: 11 a.m. | Attendance: 54,619

TV: ESPN > Taylor Zazour (PBP), Matt Stinchcomb (Analyst) & Alyssa Lang (Sideline)

## SCORING SUMMARY

	1st	2nd	3rd	4th	Final
Auburn	17	0	14	20	51
Arkansas	0	0	10	0	10

### QTR. TEAM SCORING PLAY

1st	AU	B. Nix 4 yd run (A. Carlson kick), 3:22 1:02
	AU	S. Shivers 6 yd run (A. Carlson kick), 3:63 0:57
	AU	A. Carlson 44 yd field goal, 13:55 5:32
3rd	AR	C. Limpert 28 yd field goal, 16:77 7:30
	AU	S. Williams 48 yd pass from B. Nix (A. Carlson kick), 5:72 1:34
	AU	A. Schwartz 28 yd pass from B. Nix (A. Carlson kick), 2:56 0:16
	AR	C. O'Grady 45 yd pass from B. Hicks (C. Limpert kick), 1:45 0:10
4th	AU	S. Williams 15 yd pass from B. Nix (A. Carlson kick failed), 8:64 3:20
	AU	JJ Wilson 17 yd pass from J. Gatewood (A. Carlson kick), 8:59 4:21
	AU	H. Joiner 32 yd run (A. Carlson kick), 5:65 3:02

## TEAM STATISTICS

	AUBURN	ARKANSAS
FIRST DOWNS.....	24	14
RUSHES-YARDS (NET).....	51-298	28-52
PASSING YDS (NET).....	193	182
Passes Att-Comp-Int.....	19-13-0	40-19-2
TOTAL OFFENSE PLAYS-YARDS.....	70-491	68-234
Fumble Returns-Yards.....	0-0	0-0
Punt Returns-Yards.....	0-0	0-0
Kickoff Returns-Yards.....	3-48	3-55
Interception Returns-Yards.....	2-2	0-0
Punts (Number-Avg).....	2-47.0	6-36.8
Fumbles-Lost.....	1-1	2-2
Penalties-Yards.....	5-45	4-34
Possession Time.....	30:25	29:35
Third-Down Conversions.....	7 of 13	4 of 16
Fourth-Down Conversions.....	0 of 1	1 of 3
Red-Zone Scores-Chances.....	4-5	1-1
Sacks By: Number-Yards.....	3-12	2-8



**TE CHEYENNE O'GRADY** hauled in seven passes for 72 yards against Auburn, including an incredible 45-yard touchdown in the third quarter. O'Grady has led Arkansas in receptions in three straight games.

## AUBURN

RUSHING	Att.	Gain	Lost	Net	TD	Long	Avg.
Kam Martin	10	84	0	84	0	52	8.4
Harold Joiner	4	59	0	59	1	32	14.8
D.J. Williams	11	48	0	48	0	10	4.4
A. Schwartz	2	30	0	30	0	28	15.0
Shaun Shivers	5	28	0	28	1	12	5.6
Joey Gatewood	6	26	2	24	0	13	4.0
Bo Nix	8	27	8	19	1	14	2.4
Malik Miller	2	9	0	9	0	7	4.5
TEAM	3	0	3	-3	0	0	-1.0

PASSING	Comp.	Att.	Yds	TD	Int	Long	Sack
Bo Nix	12	17	176	3	0	48	2
Joey Gatewood	1	2	17	1	0	17	0

RECEIVING	No.	Yds	TD	Long
A. Schwartz	6	73	1	28
Seth Williams	4	90	2	48
Jay Jay Wilson	1	17	1	17
Sal Cannella	1	7	0	7
S. Jackson	1	6	0	6

PUNTING	No.	Yds	Avg.	Long	I20	TB
Arryn Siposs	2	94	47.0	48	1	0

FIELD GOALS	Made	Att.	Long	Kicks
Anders Carlson	1	2	44	44, 48x

## ARKANSAS

RUSHING	Att.	Gain	Lost	Net	TD	Long	Avg.
Rakeem Boyd	13	47	8	39	0	11	3.0
Devwah Whaley	4	12	0	12	0	5	3.0
Cheyenne O'Grady	1	3	0	3	0	3	3.0
TJ Hammonds	1	3	0	3	0	3	3.0
Treyton Burks	2	2	3	-1	0	2	-0.5
Ben Hicks	7	8	12	-4	0	5	-0.6

PASSING	Comp.	Att.	Yds	TD	Int	Long	Sack
Ben Hicks	19	39	182	1	1	45	3
Sam Loy	0	1	0	0	1	0	0

RECEIVING	No.	Yds	TD	Long
Cheyenne O'Grady	7	72	1	45
Trey Knox	3	34	0	19
Treyton Burks	3	28	0	13
Rakeem Boyd	2	26	0	17
Devwah Whaley	2	19	0	12
Tyson Morris	1	8	0	8
TJ Hammonds	1	-5	0	0

PUNTING	No.	Yds	Avg.	Long	I20	TB
Sam Loy	6	221	36.8	39	2	0

FIELD GOALS	Made	Att.	Long	Kicks
Connor Limpert	1	2	28	44x, 28



# GAME 8 ||| at ALABAMA

Arkansas (2-6, 0-5).....7  
Alabama (8-0, 5-0).....48

October 26, 2019 | Tuscaloosa, Ala.

Bryant-Denny Stadium | Time: 6 p.m. | Attendance: 100,233

TV: ESPN > Dave Pasch (PBP), Greg McElroy (Analyst) & Tom Luginbill (Sideline)

## SCORING SUMMARY

	1st	2nd	3rd	4th	Final
Arkansas	0	0	0	7	7
Alabama	17	24	7	0	48

### QTR. TEAM SCORING PLAY

1st	UA	J. Bulovas 31 yd field goal, 14-69 6:27
	UA	H. Ruggs III 14 yd pass from M. Jones (J. Bulovas kick), 1-14 0:07
	UA	J. Jeudy 14 yd pass from Mac Jones (J. Bulovas kick), 5-48 1:42
2nd	UA	N. Harris 1 yd run (J. Bulovas kick), 6-70 2:16
	UA	N. Harris 1 yd run (J. Bulovas kick), 4-48 1:30
	UA	J. Bulovas 30 yd field goal, 5-13 1:48
	UA	T. Diggs 84 yd interception return (J. Bulovas kick)
3rd	UA	J. Jeudy 40 yd pass from Mac Jones (J. Bulovas kick), 5-64 2:22
4th	AR	C. O'Grady 8 yd pass from J.S. Jones (C. Limpert kick), 13-85 7:34

## TEAM STATISTICS

	ARKANSAS	ALABAMA
FIRST DOWNS	13	23
RUSHES-YARDS (NET)	30-106	38-179
PASSING YDS (NET)	107	280
Passes Att-Comp-Int	26-11-3	30-24-0
TOTAL OFFENSE PLAYS-YARDS	56-213	68-459
Fumble Returns-Yards	0-0	1-37
Punt Returns-Yards	0-0	0-0
Kickoff Returns-Yards	3-49	2-3
Interception Returns-Yards	0-0	3-108
Punts (Number-Avg)	6-39.0	2-47.5
Fumbles-Lost	1-1	1-0
Penalties-Yards	0-0	6-60
Possession Time	25:26	34:34
Third-Down Conversions	3 of 12	8 of 13
Fourth-Down Conversions	0 of 0	0 of 1
Red-Zone Scores-Chances	1-1	6-7
Sacks By: Number-Yards	0-0	1-7



**FS JOE FOUCHA** led all defenders with a career-high 13 tackles in the game at Alabama. Foucha's 13 stops are the most by a Razorback this season and his second double-digit tackle performance of the year.

### ARKANSAS

RUSHING	Att.	Gain	Lost	Net	TD	Long	Avg.
Rakeem Boyd	12	51	1	50	0	12	4.2
Devwah Whaley	9	42	2	40	0	10	4.4
John Stephen Jones	6	24	10	14	0	12	2.3
TJ Hammonds	1	7	0	7	0	7	7.0
Treyton Burks	1	3	0	3	0	3	3.0
Team	1	0	8	-8	0	0	-8.0

PASSING	Comp.	Att.	Yds	TD	Int	Long	Sack
Nick Starkel	5	19	58	0	3	22	0
John Stephen Jones	6	7	49	1	0	12	1

RECEIVING	No.	Yds	TD	Long
Rakeem Boyd	4	55	0	22
Cheyenne O'Grady	4	13	1	8
Devwah Whaley	2	24	0	15
Treyton Burks	1	15	0	15

PUNTING	No.	Yds	Avg.	Long	I20	TB
Sam Loy	6	234	39.0	52	2	0

FIELD GOALS	Made	Att.	Long	Kicks
-------------	------	------	------	-------

### ALABAMA

RUSHING	Att.	Gain	Lost	Net	TD	Long	Avg.
Najee Harris	13	86	0	86	2	20	6.6
B. Robinson Jr.	13	70	3	67	0	37	5.2
Keilan Robinson	9	29	0	29	0	5	3.2
Mac Jones	1	1	0	1	0	1	1.0
Ta. Tagovailoa	1	0	2	-2	0	0	-2.0
TEAM	1	0	2	-2	0	0	-2.0

PASSING	Comp.	Att.	Yds	TD	Int	Long	Sack
Mac Jones	18	22	235	3	0	47	0
Ta. Tagovailoa	6	8	45	0	0	15	0

RECEIVING	No.	Yds	TD	Long
Jerry Jeudy	7	103	2	40
Jaylen Waddle	5	39	0	15
DeVonta Smith	4	67	0	47
Henry Ruggs III	4	47	1	18
M. Forristall	2	11	0	11
B. Robinson Jr.	1	8	0	8
John Metchie	1	5	0	5

PUNTING	No.	Yds	Avg.	Long	I20	TB
Ty Perine	2	95	47.5	49	1	0

FIELD GOALS	Made	Att.	Long	Kicks
Joseph Bulovas	2	2	31	31, 30

## WEEKLY MEDIA SCHEDULE: MISSISSIPPI STATE WEEK

### 28 MON

**Press Conference**  
Noon - Coach Morris  
12:20 - Coach Chavis  
12:30 - Coach Craddock

### 29 TUES

**Post Practice Media**  
6:15 p.m.  
Student-athletes

### 30 WED

**SEC Teleconference**  
10 a.m. - 12:10 p.m.  
11 a.m. - Coach Morris

**Pre Practice Media**  
4:20 p.m.  
Coach Morris

**On the Air with**  
**Chad Morris - 7 p.m.**

### 31 THURS

No media availability

### 1 FRI

No media availability

### 2 SAT

**Game 9**  
Mississippi State  
DWRRS  
Kickoff - 3 p.m.  
TV - SEC Network

**Post Game**  
Coach Morris &  
student-athletes

### 3 SUN

No media availability

## ARKANSAS COMMUNICATIONS



### KYLE PARKINSON

**Associate AD/Communications**

Cell ..... 479.387.4753  
Email..... kparkin@uark.edu  
Twitter..... @TheOtherKP



### MICHAEL MINSHEW

**Assistant Director/Communications**

Cell ..... 479.200.9498  
Email..... mminshew@uark.edu  
Twitter..... @mminshew



### JOHN THOMAS

**Assistant Director/Communications**

Cell ..... 479.313.2564  
Email..... jfthomas@uark.edu  
Twitter..... @John\_Thomas

**Office:** 479-575-2751

**Fax:** 479-575-7481

**Fayetteville Press Box:** (479) 575-6622

**Little Rock Press Box:** (501) 663-0514

## GAME CREDENTIAL REQUESTS

All requests for media and/or photo credentials must be made online at [www.SportsSystems.com/Arkansas](http://www.SportsSystems.com/Arkansas). Requests should be made at least two weeks in advance.

Credentials will not be mailed. They may be picked up beginning three hours prior to kickoff at the media will call station at the base of the elevator at both Donald W. Reynolds Razorback Stadium in Fayetteville and War Memorial Stadium in Little Rock. Photo identification is required when picking up credentials.

## ARKANSAS FTP SITE

An FTP site is available for members of the media. For more information concerning the FTP site, contact Michelle Glover ([miglover@uark.edu](mailto:miglover@uark.edu)).

## CollegePressBox.com

CollegePressBox.com is the official media website for SEC football. Access and download weekly game notes, quotes, statistics, media guides, headshots, logos, flip cards and more for each of the SEC's members. Login information will be distributed to accredited media or you can apply for a password by sending an email to [password@collegepressbox.com](mailto:password@collegepressbox.com).

## SEC WEEKLY TELECONFERENCE

Head coach Chad Morris will participate each week in the SEC teleconference of football coaches. The teleconferences will be conducted each Wednesday from Aug. 28 to Nov. 20 from 10 a.m. CT to 12:10 p.m. CT. For more information and the teleconference number, contact the SEC Media Relations Office at (205) 458-3000.

10:00 a.m.	Ed Orgeron, LSU
10:10 a.m.	Kirby Smart, Georgia
10:20 a.m.	Dan Mullen, Florida
10:30 a.m.	Derek Mason, Vanderbilt
10:40 a.m.	Nick Saban, Alabama
10:50 a.m.	Jeremy Pruitt, Tennessee
<b>11:00 a.m.</b>	<b>Chad Morris, Arkansas</b>
11:10 a.m.	Barry Odom, Missouri
11:20 a.m.	Matt Luke, Ole Miss
11:30 a.m.	Jimbo Fisher, Texas A&M
11:40 a.m.	Mark Stoops, Kentucky
11:50 a.m.	Joe Moorehead, Mississippi State
12:00 p.m.	Will Muschamp, South Carolina
12:10 p.m.	Gus Malzahn, Auburn

## ON THE AIR WITH CHAD MORRIS

"On the Air with Chad Morris," Coach Morris' weekly radio show presented by Lindsey and Westrock Coffee Company airs on Wednesday nights starting at 7 p.m. For the 10th straight year, the one-hour radio show will be broadcast live from the Catfish Hole. The show will be carried throughout the state of Arkansas on the Razorback Sports Network and locally in Fayetteville on 105.3 FM, 99.5, 92.1 FM and 1290 AM.

## RAZORBACK FOOTBALL WITH CHAD MORRIS

"Razorback Football with Chad Morris" is the official television coach's show of Razorback football. The one-hour show will air statewide and throughout the region on numerous television affiliates. A total of 12 shows will air throughout the season on the following stations: KATV (Sunday's at 10:30 p.m.), KFSM (Sunday at 10:30 p.m.) and KNXW (Sunday at 9:30 p.m.). The show will also be available regionally on Cox Sports Television on Wednesdays at 6 p.m. and Fox Sports Southwest on Tuesdays at 4 p.m.

## RADIO AFFILIATES

Batesville.....	KWOZ-FM 103.3
Batesville.....	KBTA-AM 1340
Camden.....	KCXY-FM 95.3
Camden.....	KAMD-FM 97.1
Crossett.....	KAGH-AM 800
Crossett.....	KAGH-FM 104.9
De Queen.....	KDON-FM 92.1
DeWitt.....	KDEW-FM 97.3
El Dorado.....	KMRX-FM 96.1
Fayetteville.....	KAKS-FM 99.5
Fayetteville.....	KUOA-AM 1290
Fayetteville.....	KOSM-FM 92.1
Fayetteville.....	KUOA-FM 95.3
Fayetteville.....	KBVA-FM HD3 106.5
Forrest City.....	KBFC-FM 93.5
Fort Smith.....	KERX-FM 95.3
Glenwood.....	KHGZ-AM 670
Glenwood.....	KHGZ-FM 98.9
Hot Springs/Mena.....	KTTG-FM 96.3
Jonesboro.....	KEGI-FM 100.5
Little Rock.....	KABZ-FM 103.7
Magnolia.....	KZHE-FM 100.5
Marshall.....	KBCN-FM 104.3
Mena.....	KTTG-FM 96.3
Monett (Mo.).....	KKBL-FM 95.9
Monticello.....	KGPO-FM 99.9
Morrilton.....	KCON-FM 99.3
Mountain Home.....	KOMT-FM 107.5
Ozark.....	KDYN-FM 96.7
Ozark.....	KDYN-AM 1540
Ruston (La.).....	KWXM-FM 102.3
Searcy.....	KSMD-FM 99.1
Texarkana (Texas).....	KKTK-AM 1400
Wynne.....	KWYN-FM 92.5