

2019 FOOTBALL ARKANSAS

Saturday, November 23, 2019 • 6 p.m. • ESPN • Tiger Stadium (102,321) • Baton Rouge, La.

ESPN

Dave Pasch, Play-By-Play
Greg McElroy, Analyst
Tom Luginbill, Reporter

RAZORBACK/IMG SPORTS NETWORK

Chuck Barrett, Play-By-Play
Quinn Grovey, Analyst
Geno Bell, Reporter

SIRIUS/XM RADIO

XM Channel 380

COACHING STAFF

ON THE FIELD (Year at Arkansas)

Barry Lunney Jr. - Interim HC/ Tight Ends (7th)
Jeff Traylor - Associate Head Coach/Running Backs (2nd)
Steve Caldwell - Defensive Line (2nd)
Ron Cooper - Secondary (2nd)
Daniel Da Prato - Special Teams (1st)
Dustin Fry - Offensive Line (2nd)
Kenny Ingram - Defensive Tackles (1st)
Justin Stepp - Wide Receivers (2nd)

IN THE BOOTH

John Chavis - Defensive Coordinator/Linebackers (2nd)
Joe Craddock - Offensive Coordinator/Quarterbacks (2nd)
Mark Smith - Secondary (2nd)

FOUR DOWNS

185

>>>>>>

Rakeem Boyd rushed for 185 yards against Western Kentucky, his highest yardage total since arriving on the Hill.

6

>>>>>>

Kam Curl recorded 11 tackles vs. WKU, making it six-straight games a Razorback has had a double-digit performance.

9


>>>>>>

Arkansas tallied its ninth fumble recovery in 2019 after Micahh Smith fell on a ball popped free by Jalen Catalan.

5

>>>>>>

Treyton Burks hauled in a season-high five catches against Western Kentucky, giving him 25 receptions & 389 yards.



ARKANSAS
at
LSU



ARKANSAS RAZORBACKS (2-8, 0-6)

CFP/AP/Coaches Rank: NR/NR/NR

Interim Head Coach: Barry Lunney Jr. (Arkansas, 1996)

Career Record: 0-0 (1st season)

Record at Arkansas: Same

LSU TIGERS (10-0, 6-0)

CFP/AP/Coaches Rank: 1/1/1

Head Coach: Ed Orgeron (Texas A&M, 1992)

Career Record: 51-36 (8th season)

Record at LSU: 35-9 (4th season)

THE RUNDOWN

• The Razorbacks return from the bye week to take on No. 1 LSU at 6 p.m. on Saturday, Nov. 23, at Tiger Stadium in Baton Rouge.

• It will be the 65th meeting between the two programs, as LSU leads the all-time series, 40-22-2. The Tigers also lead in games played in Baton Rouge at 11-3-1.

• Arkansas' last win over LSU came in Baton Rouge, as the Razorbacks picked up a three-score victory over the Tigers on Nov. 14, 2015, by a score of 31-14.

• Saturday will mark the first game under interim head coach Barry Lunney Jr. Serving in his seventh season, Lunney Jr. has coached the Arkansas tight ends unit since 2013 and was in his first year as special teams coordinator.

• Lunney Jr. started a school record 40 games at quarterback for the Razorbacks from 1992-95 and was captain of the 1995 team that played in the first SEC Championship Game in school history.

• Junior running back Rakeem Boyd had another stellar game against Western Kentucky, running for 185 yards on eight carries, scoring twice on 76 and 86-yard carries. It was the third-straight game he's accumulated 100 or more yards in a game, putting up 105 all-purpose yards against Alabama (55 receiving, 50 rushing) and 114 yards & a score against Mississippi State the week before.

• True freshman quarterback KJ Jefferson recorded a rushing touchdown for the second consecutive game, scoring on a two-yard run in the fourth quarter against WKU.

• Junior safety Kam Curl led the team in tackles with 11 on Nov. 9 vs. Western Kentucky, coming up one shy of a career-high. It was his second double-digit tackle performance of the year and first game with 1.0 or more TFLs since the season opener.

• Sophomore linebacker Bumper Pool tallied nine tackles in the contest, making it four of the last five games he's finished with at least nine stops.

• Arkansas will finish the year with Missouri at War Memorial Stadium in Little Rock on Friday, Nov. 29, at 1:30 p.m. on CBS.



NICK STARKEL

PASSING

93/169 (55%)

1,118 YDS

7 TD/10 INT



RAKEEM BOYD

RUSHING

150 ATT

1,005 YDS

8 TD



TREYTON BURKS

RECEIVING

25 REC

389 YDS

0 TD



DE'JON HARRIS

TACKLES

82 TOTAL

3.5 TFL

2 FR

HOME	AWAY	HOME	HOME	ARL	AWAY	HOME	AWAY	HOME	HOME	AWAY	LR
AUG 31 W, 20-13	SEP 7 L, 31-17	SEP 14 W, 55-34	SEP 21 L, 31-24	SEP 28 L, 31-27	OCT 12 L, 24-20	OCT 19 L, 51-10	OCT 26 L, 48-7	NOV 2 L, 54-24	NOV 9 L, 45-19	NOV 23 6 PM	NOV 29 1:30 PM
SEC	SEC	SEC	SEC	ESPN	SEC	SEC	ESPN	SEC	SEC	ESPN	CBS

THE GAME: ARKANSAS at LSU

INSIDE THE LSU SERIES

All-Time Record: LSU leads 40-22-2

In Fayetteville: LSU leads 3-2-0

In Baton Rouge: LSU leads 11-3-1

In Little Rock: LSU leads 9-7-0

In Shreveport: LSU leads 16-9-0

In Dallas: LSU leads 1-0-1

In Memphis: Arkansas leads 1-0-0

Most points scored by Arkansas: 51 (1910)

Most points scored by LSU: 55 (2003)

Largest margin of victory by Arkansas: 51 (1910)

Largest margin of victory by LSU: 32 (1908)

Date	UA/Opp Rank	Site	Result
Nov. 22, 1901		Baton Rouge, La.	L, 15-0
Nov. 30, 1906		Baton Rouge, La.	T, 6-6
Nov. 9, 1907		Little Rock, Ark.	L, 17-12
Nov. 26, 1908		Little Rock, Ark.	L, 36-4
Nov. 13, 1909		Memphis, Tenn.	W, 16-0
Nov. 24, 1910		Little Rock, Ark.	W, 51-0
Nov. 23, 1911		Little Rock, Ark.	W, 11-0
Nov. 9, 1912		Little Rock, Ark.	L, 7-6
Nov. 8, 1913		Shreveport, La.	L, 12-7
Nov. 7, 1914		Shreveport, La.	W, 20-12
Nov. 6, 1915		Shreveport, La.	L, 13-7
Nov. 4, 1916		Shreveport, La.	L, 17-7
Nov. 3, 1917		Shreveport, La.	W, 14-0
Oct. 25, 1919		Shreveport, La.	L, 20-0
Nov. 6, 1920		Shreveport, La.	L, 3-0
Nov. 5, 1921		Shreveport, La.	L, 10-7
Oct. 28, 1922		Shreveport, La.	W, 40-6
Oct. 27, 1923		Shreveport, La.	W, 26-13
Nov. 1, 1924		Shreveport, La.	W, 10-7
Oct. 31, 1925		Shreveport, La.	W, 12-0
Nov. 6, 1926		Shreveport, La.	L, 14-0
Oct. 29, 1927		Shreveport, La.	W, 28-0
Nov. 3, 1928		Shreveport, La.	W, 7-0
Nov. 2, 1929		Shreveport, La.	W, 32-0
Nov. 1, 1930		Shreveport, La.	L, 27-12
Oct. 24, 1931		Shreveport, La.	L, 13-6
Oct. 22, 1932		Shreveport, La.	L, 14-0
Oct. 21, 1933		Shreveport, La.	L, 20-0
Oct. 20, 1934		Shreveport, La.	L, 16-0
Oct. 19, 1935		Shreveport, La.	L, 13-7
Oct. 24, 1936	NR/13	Shreveport, La.	L, 19-7
Jan. 1, 1947	16/8	Dallas, Texas	T, 0-0
Nov. 21, 1953		Little Rock, Ark.	L, 9-8
Nov. 20, 1954	9/NR	Shreveport, La.	L, 7-6
Nov. 19, 1955		Little Rock, Ark.	L, 13-7
Nov. 24, 1956		Shreveport, La.	L, 21-7
Jan. 1, 1966	2/NR	Dallas, Texas	L, 14-7
Nov. 27, 1992		Fayetteville, Ark.	W, 30-6
Nov. 27, 1993		Baton Rouge, La.	W, 42-24
Nov. 26, 1994		Little Rock, Ark.	L, 30-12
Nov. 18, 1995	14/NR	Baton Rouge, La.	L, 28-0
Nov. 29, 1996	NR/19	Little Rock, Ark.	L, 17-7
Nov. 28, 1997	NR/17	Baton Rouge, La.	L, 31-21
Nov. 27, 1998	13/NR	Little Rock, Ark.	W, 41-14
Nov. 26, 1999	17/NR	Baton Rouge, La.	L, 35-10
Nov. 24, 2000	NR/24	Little Rock, Ark.	W, 14-3
Nov. 23, 2001	24/NR	Baton Rouge, La.	L, 41-38
Nov. 29, 2002	NR/18	Little Rock, Ark.	W, 21-20
Nov. 28, 2003	NR/3	Baton Rouge, La.	L, 55-24
Nov. 24, 2004	NR/14	Little Rock, Ark.	L, 43-14
Nov. 19, 2005	NR/3	Baton Rouge, La.	L, 19-17
Nov. 24, 2006	5/9	Little Rock, Ark.	L, 36-26
Nov. 23, 2007	NR/1	Baton Rouge, La.	W, 50-48 (3OT)
Nov. 28, 2008		Little Rock, Ark.	W, 31-30
Nov. 28, 2009	NR/17	Baton Rouge, La.	L, 33-30 (OT)
Nov. 27, 2010	12/6	Little Rock, Ark.	W, 31-23
Nov. 25, 2011	3/1	Baton Rouge, La.	L, 31-27
Nov. 23, 2012	NR/8	Fayetteville, Ark.	L, 20-13
Nov. 29, 2013	NR/15	Baton Rouge, La.	L, 31-27
Nov. 15, 2014	NR/20	Fayetteville, Ark.	W, 17-0
Nov. 14, 2015	NR/9	Baton Rouge, La.	W, 31-14
Nov. 12, 2016	25/24	Fayetteville, Ark.	L, 38-10
Nov. 11, 2017	NR/24	Baton Rouge, La.	L, 33-10
Nov. 10, 2018	NR/13	Fayetteville, Ark.	L, 24-17

STATISTICAL BREAKDOWN: ARKANSAS at LSU

Arkansas	Rank: SEC (FBS)	Category	LSU	Rank: SEC (FBS)
22.3	12 (106)	Scoring Offense	47.8	1 (2)
36.2	14 (122)	Scoring Defense	23.8	9 (44)
353.5	12 (106)	Total Offense	556.0	1 (2)
446.7	13 (109)	Total Defense	367.8	9 (47)
148.7	11 (84)	Rushing Offense	165.7	7 (60)
225.4	14 (123)	Rushing Defense	130.8	4 (33)
204.8	10 (90)	Passing Offense	390.3	1 (2)
221.3	9 (59)	Pass Defense	237.0	11 (78)
18.31	11 (104)	Kickoff Return Avg.	18.92	9 (93)
10.92	7 (28)	Punt Return Avg.	12.32	6 (22)
26:26	14 (122)	Time of Possession	30:01	7 (63)
34.1%	12 (110)	3rd Down Conv. Pct.	51.6%	2 (4)
45.9%	14 (116)	Opp. 3rd-D Conv. Pct.	32.2%	5 (20)
37.09	12 (90)	Net Punting	37.83	10 (74)
-0.70	14 (113)	Turnover Margin	0.40	3 (32)
9	3 (17)	Fumbles Recovered	4	12 (97)
6	5 (45)	Fumbles Lost	4	3 (16)
5	12 (101)	Passes Intercepted	11	4 (22)
14	9 (68)	Turnovers Gained	15	7 (56)
21	14 (119)	Turnovers Lost	11	3 (21)
102.39	13 (125)	Passing Efficiency	195.74	2 (3)
151.12	13 (115)	Pass Efficiency Defense	122.46	9 (36)
47	1 (13)	Fewest Penalties	59	4 (49)
392	1 (11)	Fewest Yards Penalized	589	11 (82)
1.80	11 (87)	Sacks	2.10	7 (67)
1.60	4 (37)	Sacks Allowed	2.30	11 (80)
5.1	11 (99)	Tackles for Losses	6.1	4 (56)
5.50	10 (57)	Tackles for Loss Allowed	5.20	6 (41)
184	12 (105)	First Downs	276	1 (4)
226	12 (101)	First Downs Allowed	193	8 (41)
71.4%	12 (120)	Red Zone Offense	96.4%	2 (4)
85.4%	13 (84)	Red Zone Defense	75.0%	3 (20)

INDIVIDUAL STATS

ARKANSAS					LSU				
Rushing	Att.	Yds.	Avg.	TD	Rushing	Att.	Yds.	Avg.	TD
Rakeem Boyd	150	1,005	6.7	8	Clyde Edwards-Helaire	158	958	6.1	12
Devwah Whaley	60	256	4.3	3	Tyrion Davis-Price	47	235	5.0	4
Passing	Comp.	Att.	Yds.	TD/Int.	Passing	Comp.	Att.	Yds.	TD/Int.
Nick Starkel	93	169	1,118	7/10	Joe Burrow	75	215	2.9	3
Ben Hicks	64	132	736	2/2	John Emery	32	136	4.3	2
John Stephen Jones	13	26	101	2/1	Passing	Comp.	Att.	Yds.	TD/Int.
K.J. Jefferson	7	17	92	0/1	Joe Burrow	268	341	3,687	38/6
					Myles Brennan	17	29	216	0/1
Receiving	Rec.	Yds.	Avg.	TD	Receiving	Rec.	Yds.	Avg.	TD
Treyton Burks	25	389	15.6	0	Ja'Marr Chase	57	1,116	19.6	13
Trey Knox	27	366	13.6	2	Justin Jefferson	71	1,010	14.2	11
Mike Woods	28	350	12.5	3	Terrace Marshall Jr.	28	410	14.6	8
Rakeem Boyd	15	131	8.7	0	Thaddeus Moss	32	355	11.1	1
Punting	No.	Yds.	Avg.	Long	Punting	No.	Yds.	Avg.	Long
Sam Loy	44	1,740	39.5	59	Zach Von Rosenberg	30	1,291	43.0	57
Punt Returns	No.	Yds.	Avg.	Long	Punt Returns	No.	Yds.	Avg.	Long
Treyton Burks	12	130	10.8	32	Derek Stingley	15	146	9.7	0
					Trey Palmer	3	65	21.7	1
Kickoff Returns	No.	Yds.	Avg.	Long	Kickoff Returns	No.	Yds.	Avg.	Long
De'Vion Warren	16	326	20.4	37	Clyde Edwards-Helaire	9	199	22.1	38
Treyton Burks	7	163	23.3	42					
Tackles	UT-AT	TT	TFL	Other	Tackles	UT-AT	TT	TFL	Other
De'Jon Harris	39-43	82	3.5-5	2 FR	Jacob Phillips	38-44	82	4.5-16	1 FF
Bumper Pool	29-47	76	5.5-11	4 PBU	JaCoby Stevens	33-32	65	4.5-8	2.0 INT
Kam Curl	45-30	75	4.0-12	2 INT	Patrick Queen	20-32	52	6.0-21	1 INT

LAST MEETING: LSU 24, ARKANSAS 17

Score by Quarters	1	2	3	4	Total
LSU	7	7	10	0	24
Arkansas	0	3	0	14	17

Qtr Time Scoring play

1st	07:30	LSU - Just. Jefferson 40 yd pass from Joe Burrow (Cole Tracy kick), 1-40 0:09
2nd	05:24	LSU - Nick Brossette 12 yd run (Cole Tracy kick), 14-77 7:24
	00:00	AR - Connor Limpert 24 yd field goal, 4-27 0:21
3rd	09:44	LSU - C. Ed.-Helaire 13 yd run (Cole Tracy kick), 4-59 2:07
	03:12	LSU - Cole Tracy 40 yd field goal, 5-30 2:56
4th	12:37	AR - Cheyenne O'Grady 11 yd pass from Ty Storey (Connor Limpert kick), 8-76 2:16
	05:27	AR - Cheyenne O'Grady 32 yd pass from Ty Storey (Connor Limpert kick), 6-75 1:33

	LSU	AR
FIRST DOWNS	20	14
RUSHES-YARDS (NET)	48-164	19-16
PASSING YDS (NET)	195	200
Passes Att-Comp-Int	21-15-0	39-19-1
TOTAL OFFENSE PLAYS-YARDS	69-359	58-216
Fumble Returns-Yards	0-0	1-24
Punt Returns-Yards	1--7	2-0
Kickoff Returns-Yards	1-25	0-0
Interception Returns-Yards	1-0	0-0
Punts (Number-Avg)	7-40.3	8-39.1
Fumbles-Lost	3-1	1-1
Penalties-Yards	7-69	6-60
Possession Time	35:47	24:13
Third-Down Conversions	5 of 14	2 of 12
Fourth-Down Conversions	0 of 1	1 of 2
Red-Zone Scores-Chances	2-3	2-2
Sacks By: Number-Yards	4-31	3-21

RUSHING: LSU-Nick Brossette 23-90; C. Ed.-Helaire 17-56; Joe Burrow 7-15; Just. Jefferson 1-3. Arkansas-Rakeem Boyd 10-30; Ty Storey 8-minus 7; Deon Stewart 1-minus 7.

PASSING: LSU-Joe Burrow 15-21-0-195. Arkansas-Ty Storey 19-38-1-200; Cole Kelley 0-1-0-0.

RECEIVING: LSU-Just. Jefferson 6-117; Derrick Dillon 2-25; Ja'Marr Chase 2-19; C. Ed.-Helaire 2-5; Dee Anderson 1-26; Tory Carter 1-6; Nick Brossette 1-minus 3. Arkansas-Cheyenne O'Grady 6-75; Rakeem Boyd 4-3; Jared Cornelius 2-46; LaMichael Pettway 2-33; Deon Stewart 2-11; Grayson Gunter 1-23; Mike Woods 1-14; Jordan Jones 1-minus 5.

INTERCEPTIONS: LSU-Kary Vincent 1-0. Arkansas-None.

FUMBLES: LSU-Joe Burrow 2-1; Jonathan Giles 1-0. Arkansas-Ty Storey 1-1.

LSU (8-2,5-2) vs. Arkansas (2-8,0-6)

Date: Nov 10, 2018 • Site: Fayetteville, Ark. • Stadium: DWRRS

Attendance: 64135

Kickoff time: 6:39 pm • End of Game: 9:55 pm • Total elapsed time: 3:16

Officials: Referee: Lee Hedrick; Umpire: Walt Hill; Linesman: Johnny Crawford;

Line judge: Walter Flowers; Back judge: Michael Watson; Field judge: Chris Jamison;

Side judge: Glen Fucik; Center judge: Steve Marlowe;

Temperature: 38 deg • Wind: SSW 5mph • Weather: clear

Scanned Tickets: 48,950

IN DEPTH CHART: OFFENSE

WR



8 Mike Woods ||| 6-1, 203, So.

Leader in TDs (3) & rec. (28), 3rd in rec. yards (350) ... 11-yd TD catch vs. MSU ... Four rec., 62 yards & TD vs. TAMU ... First 100-yd game (115) vs. SJSU on 9/21 - Career-long 62-yd TD catch ... Six catches (career-high) at OM - team-high.

	REC	YDS	TD
2019	28	350	3
2018	18	206	1
Totals	46	556	4

3 Koilan Jackson ||| 6-2, 211, So.

Played in all 10 games this season, starting against Texas A&M ... Has three catches for 38 yards and a touchdown, including two receptions for 19 yards at Ole Miss, scoring on a six-yard pass ... Caught one pass for 13 yards in 2018 as R-Fr.

	REC	YDS	TD
2019	3	38	1
2018	1	13	0
Totals	4	51	1

TE



89 Grayson Gunter ||| 6-4, 243, Jr.

Started vs. PSU, CSU & MSU ... 1 catch for 23 yards vs. MSU ... 3 rec., 16 yards vs. PSU ... Played in 11 games last year, starting twice ... High four rec., 51 yards, 1 TD vs. Tulsa ... Father Bubba played football at Ole Miss from 1989-91.

	REC	YDS	TD
2019	4	39	0
2018	4	51	1
2017	-	-	-
2016	1	29	0
Totals	9	119	1

14 Chase Harrell ||| 6-4, 249, Sr.

Started vs. WKU ... Caught three passes for 34 yards this year, scoring once on a 14-yd pass vs. Colorado State - First TD as Razorback ... Transitioned to TE from WR after 2018 season ... Transferred to Arkansas as a Jr. after three years at KU.

	REC	YDS	TD
2019	3	34	1
2018	4	69	0
2017 (KU)	25	221	3
2016 (KU)	5	81	2
Totals	37	396	6

LT



76 Myron Cunningham ||| 6-6, 290, Jr.

Started at RG in first 3 games, LT vs. SJSU, UK, ALA, MSU & WKU ... Played 549 snaps ... Iowa Central CC transfer ... First Team NJCAA All-American (2018) - started all 12 games, helping team to 8-4 record with 4,670 yds (2,884 pass) & 46 TDs.

	GP	GS
2019	10	8
2018	12	12
Totals	22	20

62 Brady Latham ||| 6-5, 284, Fr.

Played in three games this season - Colorado State, Alabama & Mississippi State ... Three-star prospect ... Rated as No. 11 player in Oklahoma by 247Sports ... Lettered in both football and baseball at Jenks High School.

	GP	GS
2019	3	0
Totals	3	0

LG



54 Austin Capps ||| 6-4, 304, Sr.

First career start vs. PSU, also started last six of last seven games ... Played in 11 games in 2018 ... Totaled 193 snaps, 151 at LG & 42 at RG ... Season-high 45 snaps vs. North Texas on 9/15 ... Transitioned from the d-line to the o-line in 2018.

	GP	GS
2019	8	7
2018	11	0
2017	12	0
2016	12	0
Totals	43	7

57 Shane Clenin ||| 6-6, 302, So.

Appeared in nine of 10 games this year, starting vs. Mississippi State ... Saw 26 snaps on offense at ALA ... Played in seven games in 2018, appearing in each of the last five games ... Totaled 61 snaps, including a season-high 50 vs. EIU.

	GP	GS
2019	9	2
2018	7	2
Totals	16	4

C



66 Ty Clary ||| 6-4, 285, Jr.

PFF National Team of the Week (Week 3) ... No. 3 rated C in SEC ... Started all 10 games ... 638 snaps, no sacks or QB hits ... Played in all 12 games in 2018, starting the last 11 ... Finished fourth on the team in total snaps played (674).


	GP	GS
2019	10	10
2018	12	11
2017	7	4
Totals	29	25

57 Shane Clenin ||| 6-6, 302, So.

Appeared in nine of 10 games this year, starting vs. Mississippi State ... Saw 26 snaps on offense at ALA ... Played in seven games in 2018, appearing in each of the last five games ... Totaled 61 snaps, including a season-high 50 vs. EIU.

	GP	GS
2019	9	2
2018	7	2
Totals	16	4

RG



51 Ricky Stromberg ||| 6-4, 266, Fr.

Started at LG vs. OM/CSU, RG in last six games ... Totaled 584 snaps - one sack allowed, five QB hits & seven hurries ... Four-star prospect by 247Sports ... Rated as the No. 19 OG in the country & No. 3 prospect in Oklahoma by 247Sports.

	GP	GS
2019	10	9
Totals	10	9

55 Beaux Limmer ||| 6-5, 293, Fr.

Saw action vs. CSU, MSU & WKU ... Three-star prospect by Rivals, 247Sports & ESPN ... Rated as the No. 67 offensive tackle in the nation by 247Sports ... Helped Tyler Lee HS to 2,346 yards rushing, 1,159 passing yards & 26 total TDs as a senior.

	GP	GS
2019	3	-
Totals	3	-

RT



78 Dalton Wagner ||| 6-9, 302, So.

Started at RT in all 10 games, totaling 622 snaps ... Played in 11 of 12 games in 2018, starting once at LT on homecoming against Tulsa ... Totaled 205 snaps as a R-Fr ... Did not allow a sack or QB hit in 65 pass protection snaps.

	GP	GS
2019	10	10
2018	11	1
Totals	21	11

71 Ryan Winkel ||| 6-6, 285, R-Fr.

Seen action in nine of 10 games ... Has played 41 snaps on the offensive line this year, all at RT, 22 in pass protection ... PFF grade of 84.9 in pass blocking ... Did not play in 2018 after a pectoral injury ... Three-star prospect.

	GP	GS
2019	9	-
Totals	9	-

QB



13 KJ Jefferson ||| 6-3, 228, Fr. -OR-

Made collegiate debut vs. Mississippi State ... Tossed lone reception to Treyton Burks for 32-yard gain ... Rushed for a five-yard score ... 6-of-15, 60 yards vs. WKU - 32 rush yds & 2-yd TD ... Consensus Four-Star from Sardin, Miss.

	C-A-I	YDS	TD
2019	7-17-1	92	0
Totals	7-17-1	92	0

9 John Stephen Jones ||| 5-11, 199, R-Fr.

Started vs. WKU - 3-of-10, 27 yards ... Appeared vs. Alabama & Mississippi State, throwing a TD pass in both.

17 Nick Starkel ||| 6-3, 214, Jr.

Played in 7 games, starting 5 ... Thrown for 1,118 yards and 7 TDs ... Tossed 300+ yds & 3 TDs in back-to-back games.

	CAI	YDS	TD
2019	13-26-1	101	2
2018	2-8-1	18	0
2017	15-34-2	189	2
Totals			

RB



5 Rakeem Boyd ||| 6-0, 213, Jr. > Doak Walker & Earl Campbell Tyler Rose Watch Lists

185 rush yds, 2 TDs vs. WKU - most while @ ARK ... First Hog w/ two 75+ yd TD runs in same game (76 & 86) since at least 1997, first in same yr since Felix Jones (2006) ... 8th 100+ game @ ARK ... 3rd multi-TD game this year (CSU & UK).

	ATT	YDS	TD
2019	150	1,005	8
2018	123	734	2
Totals	273	1,739	10

21 Devwah Whaley ||| 5-11, 212, Sr. > Doak Walker Watch List

11-yd TD vs. TAMU ... 9 att., 81 yds, 1 TD vs. CSU ... Scored first TD of yr for ARK vs. PSU ... Second in rushing last yr with 368 yards on 82 carries ... Four starts in 2018 ... 165 yards/TD at CSU (9/8/18) ... Second on team in rushing in 2017 (559 yds).

	ATT	YDS	TD
2019	60	256	3
2018	82	368	2
2017	127	559	7
2016	602	1,110	3
Totals	379	1,785	15

WR



16 Treyton Burks ||| 6-3, 223, Fr. > ESPN Preseason Freshman All-American

5 rec., 59 yds vs. WKU ... 134 KOR yds vs. MSU - most by Hog since 2017 ... Four rec., 58 yards vs. TAMU ... Led team in rec. yds twice this yr - first vs. PSU (52 yds on 3 rec.) & CSU (92 yds on 4 rec.) ... Two rec., 28 yds @ OM ... Consensus Four-star.

	REC	YDS	TD
2019	25	389	0
Totals	25	389	0

19 Tyson Morris ||| 6-1, 200, Jr.

Caught a pass in eight of 10 games ... three for 60 yds & a TD vs. SJSU - second career TD & career-high yds ... Played in 11 of 12 games as a R-Fr in 2018 ... Caught four passes for 30 yards, scoring on an 11-yd play vs. VU on 11/20/18.

	REC	YDS	TD
2019	12	155	1
2018	4	30	1
Totals	16	185	1

WR



7 Trey Knox ||| 6-5, 205, Fr. > FWAA Preseason Freshman All-American Watch List

Three catches, 34 yards vs. Auburn ... Team-best six rec. vs. CSU - 90 yds & first-career TD on 24 yd pass ... 83 yds & TD vs. SJSU ... Team-high six rec./88 yards at OM ... Team-longest 38-yd play in start vs. PSU ... Four-star prospect.

	REC	YDS	TD
2019	27	376	2
Totals	27	376	2

15 T.Q. Jackson ||| 6-4, 197, Fr.

Caught first pass vs. TAMU, two yard cross ... Four-star prospect by Rivals ... Rated No. 42 WR in the country & 41st overall player in Texas by Rivals ... Recorded a team-best 797 receiving yards on 38 receptions with 11 TDs at Jefferson HS.

	REC	YDS	TD
2019	1	2	-
Totals	1	2	-

IN DEPTH CHART: DEFENSE

	U-A-T	TFL	SACK
2019	16-15-31	5:5-32	2:5-20
2018	3-10-13	1:5-3	0:0-0
2017	1-0-1	0:0-0	0:0-0
Totals	20-25-45	7:0-35	2:5-20

6 Gabe Richardson ||| 6-3, 240, Sr.

FF returned by Harris for TD vs. TAMU - Five tackles, 1.0 TFL ... Seven stops, one sack at OM ... Three tackles, half-a-sack vs. PSU ... Played in 11 games, two starts in 2018 ... Fumble recovery vs. UNT (9/15/18) ... First career start 9/8/18.



DE

	U-A-T	TFL	SACK
2019	8-5-13	4:5-25	3:5-21
2018	11-9-20	1:0-5	0:0-0
2017	0-0-0	0:0-0	0:0-0
2016	0-0-0	0:0-0	0:0-0
Totals	19-14-33	5:5-30	3:5-21

86 Jamarion Bell ||| 6-5, 265, Sr.

Three stops vs. WKU ... Both tackles vs. TAMU were sacks ... 3.5 sacks this year ... Played in 11 games in 2018 ... Forced a fumble against Ole Miss on 10/13/18 ... Posted multi-tackle performances in six games, including four vs. EIU.




DT

	U-A-T	TFL	SACK
2019	19-17-36	8:5-30	5:0-24
2018	19-26-45	10:0-44	4:5-25
2017	15-22-37	7:5-33	2:5-19
2016	8-19-27	5:5-23	2:5-13
Totals	61-84-145	31:5-130	14:5-81

3 McTelvin Agim ||| 6-3, 300, Sr. > Preseason third-team All-SEC, Bednarik Watch List

TFL in five of last six games + FR vs. AUB & 1.5 TFL at UK ... FF vs. CSU ... TFL at OM ... Led ARK in tackles (6) & sacks (2.0) vs. PSU ... 10.0 TFLs in 2018 ... First Hog with 10+ TFLs since Deatrich Wise Jr. (2015).




DT

	U-A-T	TFL	SACK
2019	5-14-19	3:5-22	2:5-19
2018	10-16-26	1:5-10	1:5-6
2017	10-16-26	1:5-3	0:0-0
2016	1-3-4	4:0-17	2:0-15
Totals	26-49-75	12:5-52	6:0-40

93 Isaiah Nichols ||| 6-3, 277, R-Fr.

Tallied four tackles vs. CSU, including 0.5 TFL ... Three tackles at OM & vs. MSU ... Seen action in every game this year ... Played in three games in 2018, totaling 45 snaps ... Recorded a tackle in the season opener vs. EIU (9/1/18), a solo stop.




DT

	U-A-T	TFL	SACK
2019	5-6-11	2:0-4	0:0-0
2018	4-10-14	0:0-0	0:0-0
2017	2-4-6	0:5-0	0:0-0
2016	11-20-31	2:5-4	0:0-0

52 TJ Smith ||| 6-3, 293, Sr. > Wuerffel Watch List

Four stops vs. WKU ... PFF National Team of the Week (10/1) ... Sack & FF vs. TAMU ... 3 stops vs. CSU, sack & 1.5 TFL ... Inaugural recipient of Broyles Razorback Award ... SEC Community Service Team/Leadership Council.




DE

	U-A-T	TFL	SACK
2019	3-0-3	1:0-1	0:0-0
2018	1-4-5	0:5-2	0:0-0
2017	3-3-6	0:0-0	0:0-0
2016	7-7-14	1:5-3	0:0-0

42 Jonathan Marshall ||| 6-3, 299, Jr.

TFL & forced fumble at UK ... Two tackles vs. CSU ... Two stops, one TFL at OM ... Tackle & QBH vs. PSU ... Played in 11 games in 2018 ... Posted four multi-tackle games, with three stops vs. Tulsa (10/20/18) & Mississippi State (11/17/18).




LB

	U-A-T	TFL	SACK
2019	39-43-82	3:5-5	0:0-0
2018	62-56-118	9:0-23	2:0-11
2017	66-49-115	8:5-25	3:5-18
2016	18-19-37	2:0-8	1:0-6
Totals	185-167-352	23:0-63	6:5-35

11 Mataio Soli ||| 6-4, 239, Fr.

TFL vs. TAMU ... Started at DE in last nine games ... One tackle, 0.5 TFL vs. CSU ... Three stops at OM ... Recorded solo stop vs. PSU ... Four-star prospect - Rivals & 247Sports ... Son of former Arkansas D-Lineman Junior Soli (1992-95).




DE

	U-A-T	TFL	SACK
2019	4-7-11	0:5-0	0:0-0
2018	4-7-11	0:5-0	0:0-0

13 Collin Clay ||| 6-5, 285, Fr.

Saw action in last eight games - three stops vs. TAMU, two at UK ... Three tackles, first 0.5 TFL, vs. MSU ... Four-star (Rivals & 247Sports) ... Racked up 62 tackles, three sacks & 5.5 TFLs as Sr. at Putnam City HS.




LB

	U-A-T	TFL	SACK
2019	16-15-31	2:5-9	1:0-7
2018	9-15-24	0:0-0	0:0-0
2017	3-0-3	0:0-0	0:0-0
2016	28-30-58	2:5-9	1:0-7

27 Hayden Henry ||| 6-2, 226, Jr.

Six stops vs. MSU ... Seven tackles vs. CSU - forced fumble in 4th quarter ... Sack vs. PSU ... Played in all 12 games in 2018 ... Brother Hudson (freshman TE) on team ... Brother Hunter (Mackey Winner) & dad Mark (C) played at Arkansas.




LB

	U-A-T	TFL	SACK
2019	3-0-3	1:0-1	0:0-0
2018	1-4-5	0:5-2	0:0-0
2017	3-3-6	0:0-0	0:0-0
2016	7-7-14	1:5-3	0:0-0

22 Deon Edwards ||| 6-1, 220, Jr.

TFL at ALA ... Had a tackle vs. CSU ... Seen action on special teams in all eight games ... Played in all 12 games last year ... Recorded his lone half-tackle-for-loss against EIU ... Had two stops vs. EIU & at CSU a week later ... Also one vs. UNT.




LB

	U-A-T	TFL	SACK
2019	29-47-76	3:5-5	0:0-0
2018	14-15-29	2:5-4	0:0-0
2017	43-62-104	8:0-15	0:5-3

8 De'Jon Harris ||| 6-0, 245, Sr. > Preseason second-team All-SEC, Butkus Watch List

12 tackles vs. MSU ... 10 stops & FF vs. AUB, 9 at ALA ... 10 tackles, TFL, FR at UK ... Returned fumble for TD vs. TAMU ... 12 stops vs. CSU ... Led SEC in tackles (118) in '18 ... Career-high 16 stops 9/29/18 ... 100+ stops in back-to-back yrs - 7th Hog.



LB

	U-A-T	TFL	SACK
2019	9-27-36	3:0-14	1:0-8
2018	8-16-24	2:5-4	0:0-0
2017	22-16-38	3:0-15	1:0-9
2016	39-59-98	9:0-33	2:0-17

31 Grant Morgan ||| 5-11, 229, Jr.

Season-high seven tackles vs. WKU ... Four stops vs. UK & AUB, five at ALA ... Four tackles, 1.5 for loss, 1.0 sack vs. CSU ... Four stops & a TFL vs. PSU ... Played in all 12 games last year.




LB

	U-A-T	TFL	SACK
2019	29-47-76	5:5-11	0:5-3
2018	14-15-29	2:5-4	0:0-0
2017	43-62-104	8:0-15	0:5-3

10 Bumper Pool ||| 6-2, 228, So.

Nine tackles vs. WKU ... Team & career-best 13 stops, 1.5 TFLs vs. MSU ... First sack vs. AUB, nine tackles ... 10 stops at UK - 1.5 TFLs & PBU - 9 at OM, 1 TFL ... Four starts in 2018 ... Fumble rec. vs. EIU (9/1/18) - 60 yd return ... Blocked FG vs. EIU.




LB

	U-A-T	TFL	SACK
2019	16-15-31	2:5-9	1:0-7
2018	9-15-24	0:0-0	0:0-0
2017	3-0-3	0:0-0	0:0-0
2016	28-30-58	2:5-9	1:0-7

27 Hayden Henry ||| 6-2, 226, Jr.

Six stops vs. MSU ... Seven tackles vs. CSU - forced fumble in 4th quarter ... Sack vs. PSU ... Played in all 12 games in 2018 ... Brother Hudson (freshman TE) on team ... Brother Hunter (Mackey Winner) & dad Mark (C) played at Arkansas.




LB

	U-A-T	TFL	INT
2019	21-9-30	0:0-0	1:1-2
2018	8-1-9	0:0-0	0:0-0
2017	29-10-39	0:0-0	1:1-2

21 Montaric Brown ||| 6-0, 187, So.

Five stops vs. WKU ... Five tackles at UK, all solo ... First career INT vs. TAMU ... Four tackles, two PBU & a FR vs. CSU ... Played in 11 games in 2018 ... Season-best five solo tackles at Missouri ... First career start vs. Tulsa.




CB

	U-A-T	TFL	INT
2019	11-2	0:0-0	0:0-0
2018	11-2	0:0-0	0:0-0

17 Malik Chavis ||| 6-2, 198, Fr.

Tackles vs. MSU & WKU ... Three-star ... No. 7 overall recruit in Arkansas by Rivals & ESPN ... Four-year letterwinner at Rison High School in Rison, Ark. - Played DB & RB ... Also lettered in baseball, baseball & track & field.



CB

	U-A-T	TFL	INT
2019	45-30-75	4:0-12	2:2-2
2018	27-26-53	0:0-0	0:0-0
2017	32-14-46	0:0-0	0:0-0
2016	10-4-70-174	4:0-12	2:2-2

2 Kamren Curl ||| 6-2, 198, Jr. > Preseason third-team All-SEC

11 tackles vs. WKU, 1.5 TFLs ... 12 stops vs. TAMU - career-high ... INT vs. SJSU ... Nine tackles vs. CSU ... 69-yd FR TD at OM (first career) ... First INT & sack (2.0) of career vs. PSU ... First player in NCAA this year with a sack, INT & fumble rec. TD.



SS

	U-A-T	TFL	INT
2019	12-8-20	0:0-0	0:0-0
2018	1-4-5	0:0-0	0:0-0
2017	13-12-25	0:0-0	0:0-0

18 Myles Mason ||| 6-2, 203, So.

Four stops vs. WKU ... Five tackles, four solo, vs. PSU ... Played in nine games in 2018 (106 snaps) ... Posted five tackles, one solo, spread out over four games ... Multi-tackle game at Missouri on 11/23/18, including his lone solo stop.




SS

	U-A-T	TFL	INT
2019	38-32-70	1:0-2	1:0-20
2018	6-5-11	0:0-0	0:0-0
2017	44-37-81	1:0-2	1:0-20

7 Joe Foucha ||| 5-11, 198, So.

Career-best 13 tackles at ALA ... First TFL vs. Auburn ... Then-career-high 11 stops at UK ... Six tackles vs. CSU & TAMU ... Fumble rec. at OM ... Game-ending INT vs. PSU, two PBUs ... Played in nine games in 2018, one start at Missouri.



FS

	U-A-T	TFL	INT
2019	2-0-2	0:0-0	0:0-0
2018	0-0-0	0:0-0	0:0-0
2017	11-2	0:0-0	0:0-0
2016	31-4	0:0-0	0:0-0

37 Brenden Young ||| 6-1, 202, Sr.

Has recorded two tackles this season, both solo against Mississippi State on Nov. 2 ... Played in 97 snaps on special teams this year over nine games, 53 in kick return ... Only played in two games in 2018, both on special teams units.



FS

	U-A-T	TFL	INT
2019	13-2-15	1:0-1	0:0-0
2018	0-0-0	0:0-0	0:0-0
2017	13-2-15	1:0-1	0:0-0

24 LaDarrius Bishop ||| 6-0, 193, R-Fr. -OR-

Team-high 8 tackles vs. SJSU - first career start vs. SJSU opposite McCellion ... Returned fumble recovery for TD vs. CSU ... Seen action on special teams ... Played in two games last year ... Saw action vs. UNT (9/15/18) & LSU (11/10/18).



CB

	U-A-T	TFL	INT
2019	16-11-27	0:0-0	1:0-1
2018	21-4-25	0:0-0	0:0-0
2017	37-19-52	0:0-0	1:0-1

4 Jarques McClellion ||| 6-0, 175, So.

Recorded five tackles vs. CSU & TAMU ... INT vs. PSU - first career pick ... Played in all 12 games, starting nine as a redshirt-freshman ... Season-high five tackles, all solo, against Ole Miss in Little Rock ... Team-high seven PBUs in 2018.



CB

RAZORBACK TRENDS

	2019	Streak
Overall	2-8	L7
At Home	2-4	L4
On the Road	0-3	L8
Neutral	0-1	L5
August	1-0	W2
September	1-3	L2
October	0-3	L4
November	0-2	L6
December-January	0-0	L1
vs. SEC	0-6	L17
vs. Non-Conference	2-2	L2
vs. Ranked Opponents	0-3	L12
Record in Games...		
Decided by 7 pts or less	1-3	L3
Decided by 3 pts or less	0-0	W4
During the day	2-4	L4
At night	0-4	L10
Record When Scoring...		
Less than 21 points	1-5	L5
21+ points	1-3	L3
30+ points	1-0	W1
40+ points	1-0	W3
50+ points	1-0	W4
Record When Allowing...		
Less than 14 points	1-0	W13
Less than 21 points	0-0	W9
21+ points	1-8	L7
Record When...		
Scoring first	0-1	L2
Opponents score first	2-7	L6
Leading after the 1Q	2-1	L1
Trailing after the 1Q	0-6	L14
Tied after the 1Q	0-1	L2
Leading at halftime	2-1	L1
Trailing at halftime	0-7	L15
Tied at halftime	0-0	--
Leading after the 3Q	1-1	L1
Trailing after the 3Q	0-7	L17
Tied going into the 4Q	1-0	W1
In overtime games	0-0	L1
Record With...		
Less than 300 yards total offense	0-3	L14
400+ yards total offense	1-1	L1
500+ yards total offense	1-0	W2
Less than 100 yards rushing	0-3	L6
100+ yards rushing	2-5	L5
200+ yards rushing	3-1	L1
300+ yards rushing	0-0	L1
Less than 200 yards passing	1-5	L5
200+ yards passing	1-3	L2
300+ yards passing	1-2	L1
400+ yards passing	0-0	L2
A 100-yard rusher	2-3	L3
2+ 100-yard rushers	0-0	W8
Record When Allowing...		
Less than 200 total yards	0-0	W6
200+ total yards	2-8	L7
300+ total yards	1-8	L7
400+ total yards	1-7	L6
Less than 100 rush yards	1-1	L1
100+ rush yards	1-7	L6
200+ rush yards	1-5	L4
Less than 200 pass yards	1-3	L3
200+ pass yards	1-5	L4
300+ pass yards	0-1	L4
400+ pass yards	0-1	L3
A 100-yard rusher	1-3	L3
Record When Having...		
No turnovers	0-1	L1
Less than 3 turnovers	2-5	L4
3 or more turnovers	0-3	L18
No takeaways	0-1	L5
Less than 3 takeaways	1-8	L7
3 or more takeaways	1-0	W3
Win turnover battle	2-3	L2
Lost turnover battle	0-5	L13
Turnovers even	0-0	W1
More than 30:00 TOP	1-0	W1
Less than 30:00 TOP	1-8	L7

RAZORBACK NOTEBOOK

QUICK HITS

- Arkansas will face LSU for the 65th time in the series history. LSU leads, 40-22-2 and 11-3-1 in games played in Baton Rouge.
- It will be the second time this season Arkansas has faced the top-ranked team in the country, both games on the road.
- The Razorbacks have won four games against a No. 1 opponent, the latest against LSU in a three-overtime thriller (50-48) in Baton Rouge in 2007.
- With Rakeem Boyd's 114-yard performance against Portland State, Arkansas has had at least one player record 100 rushing yards in a game in each of the last 36 years.
- Nick Starkel's 305 passing yards vs. Colorado State made it four of the last five years Arkansas has had at least one quarterback throw for 300 or more yards in a game.
- Mike Woods amassed 115 receiving yards against San Jose State, making it 13-straight years Arkansas has had at least one 100-yard receiver.
- The Razorbacks returned to a natural-grass playing surface at DWRRS for the first time since 2009.
- Forty-five student-athletes on the 2019 roster are from inside the state's borders, with four from Fayetteville - Ty Ty Clary, Elias Hale, Ty Clary, and Tyson Morris.
- Fifteen different states are represented on this year's team.
- Five true freshman have started a game this season - Greg Brooks Jr. (NB), Trey Knox (WR), Mataio Soli (DE) and Ricky Stromberg (LG) / One redshirt freshman - LaDarrius Bishop (CB). Thirty-two have played in a game this season, 21 true.



Trey Knox (L) & Treyon Burks (R) are the top freshman WR duo in the SEC with 52 receptions, 755 yards & two touchdowns.

THAT DUDE RAKEEM

Junior running back Rakeem Boyd continues to make highlight reel plays week after week, from hurdling oncoming defenders to breaking off huge plays for the Razorback offense. For the fifth time this season and eighth time as a Razorback, Boyd rushed for over 100 yards, finishing with 185 against Western Kentucky on Nov. 9. He scored twice on 76 and 86-yard run plays, giving him eight rushing TDs this season. He ranks third in the conference and 20th nationally in rushing yards with 1,005.

- Boyd has accumulated 100+ yards in each of the last three games. He's rushed for over 100 in each of the last two games, with 185 against WKU and 114 vs. Mississippi State, while accumulating 105 all-purpose yards at Alabama on Oct. 26 via 55 receiving & 50 rushing.
- His 185 yards vs. Western Kentucky were his most while wearing an Arkansas uniform and the most by a Razorback since Rawleigh Williams's 205 vs. Mississippi State on Nov. 19, 2016.
- He leads the team with 1,136 all-purpose yards, averaging 113.6 per game, good for sixth in the SEC and 51st nationally.
- Boyd's two-touchdown performance against WKU marked the third time this season he's accomplished the feat, also doing so against Colorado State and Kentucky.
- Boyd is one of 16 Razorback running backs all-time to record eight 100+ yard rushing performances while at Arkansas.
- Arkansas has a total of 14 100-yard performances currently on its roster split between Boyd (eight), senior Devwah Whaley (four) and juniors T.J. Hammonds (one) and Chase Hayden (one).



Rakeem Boyd ranks third in the SEC and is 20th in the country in rushing yards with 1,005 this season.

MR. 1,000

Rakeem Boyd became the first Razorback since Rawleigh Williams (1,360) in 2016 to rush for 1,000 yards in a season, sitting at 1,005 after 10 games. He broke the threshold on an eight-yard run in the fourth quarter against Western Kentucky as part of an eight-carry, 185-yard performance. Boyd is one of three players in the SEC and one of 20 in the country to have run for 1,000+ yards this season. He is 185 yards away from the 10th-most rushing yards in a single season at Arkansas, while his five 100+ rushing games in 2019 marks the 21st time a Razorback has run for 100 or more yards in five games in a season.

THEY CAN'T CATCH HIM

Boyd has rattled off nine plays of 20+ yards this season, the second-most on the team, including eight on the ground. Five of his eight rushes have resulted in touchdowns, all going for 50 or more yards. Boyd is one of two players in the FBS with five rushing touchdowns of 50+ yards this season. He is also the first Razorback since at least 1997 to have two rushing TDs of 75+ yards in the same game. The 86-yard TD run is the longest by a Razorback since T.J. Hammonds' 88-yard rushing score against Coastal Carolina in 2017.

- 59-yard rushing TD vs. Colorado State
- 74-yard rushing TD at Kentucky
- 52-yard rushing TD vs. Mississippi State
- 76-yard rushing TD vs. Western Kentucky
- 86-yard rushing TD vs. Western Kentucky

RAZORBACK NOTEBOOK

LUNNEY TABBED INTERIM HC

Barry Lunney Jr. was named interim head coach on Nov. 10 after serving on staff as tight ends coach (7th) and special teams coordinator (1st) over the last seven years. As a coach, he's mentored countless tight ends to great success, including second round draft pick and Mackey Award winner Hunter Henry. As a player for the Razorbacks, Lunney lettered from 1992-95, starting a school record 40 games at quarterback, and was a team captain on the 1995 team that played in the SEC Championship Game for the first time in school history. In his first game as the starting quarterback in '92, playing for the interim head coach Joe Kines, he led Arkansas to an upset win at No. 4 Tennessee. He left Arkansas with the career records for passing yards, passing TDs, pass completions, pass attempts and total offensive plays.

THE FRESHEST

The top freshman wide receiver duo in the SEC resides in Fayetteville, Arkansas. Trey Knox and Treyton Burks arrived on the Hill with plenty of hype as four-star prospects, with Knox enrolling early in January. In nine games, Knox has hauled in 27 receptions, good for second on the team, for 366 yards and two touchdowns, while Burks has 25 catches for 389 yards, the most by a Razorback receiver, in the same amount of contests. Their totals combine for 52 receptions and 755 yards this season, as Burks has the most receiving yards by an Arkansas true freshman since Hunter Henry's 409 in 2013.

- Burks (43.2) and Knox (40.7) top SEC freshmen in receiving yards per game, while Knox leads conference freshmen in receptions per game at 3.0, with Burks in third at 2.8.
- The duo has 19 of Arkansas' 62 plays of 20+ yards this season, with Burks producing a team-best 14.

BURKS CAN DO IT ALL

Freshman wide receiver Treyton Burks has proven he'll make plays when the ball is in his hands. He leads the team in receiving yards with 389, ranking third in receptions with 25, while also taking eight snaps and rushing for 28 yards. He's been the lone Razorback in the punt return game, fielding 12 for an average of 10.8 yards per return. Burks tried his hand in the kick return game against Mississippi State, returning five for 134 yards, taking one for a long of 42 yards vs. the Bulldogs. His 134 kickoff return yards were the most since DeVion Warren's 141 in 2017 (Ole Miss). Burks ranks second on the team in all-purpose yards this year with 710.



De'Jon Harris ranks third in the SEC in total tackles with 82, needing 18 to capture his third consecutive 100-tackle season.

strong tackler though, as Harris was involved in fumble plays in each of the three games leading up to the game against Alabama, recovering the loose ball against Texas A&M (returned eight yards for a touchdown) and falling on another at Kentucky, while jarring one loose against Auburn. Harris is tied for first in the SEC & 16th nationally with two fumble recoveries this year.

TRIPLE HEADER

In the last contest against Western Kentucky, junior safety Kam Curl and sophomore linebacker Bumper Pool led the squad with 11 and nine tackles, respectively, while also combining for two of Arkansas' three tackles for loss in the game. Pool and Curl rank sixth & seventh in total tackles this year with 76 & 75, respectively. Combined with Harris (82), the trio has combined for 233, the most of any three-man unit in the SEC this season.

BIG HANDS GUY

Speaking of his hands, Treyton Burks has been blessed with size 10.25 inch hands, measured from thumb to pinky finger. Here is how his size 5XL hands compare:

- Average male size - 7.6"
- Houston Texans Receiver DeAndre Hopkins - 10.1"
- Cleveland Browns Receiver Odell Beckham Jr. - 10"
- Atlanta Falcons Receiver Julio Jones - 9.75"
- NBA Hall of Famer Shaquille O'Neal - 11.75"

GUESS WHO'S BACK?

Over the last two seasons, senior linebacker De'Jon Harris has recorded 100+ tackles, ranking him among the top in the conference among active defenders in total tackles. It took nine games in 2019 for Harris to reach the top of the SEC leaderboard, holding strong until the bye week. He comes off the open date with 82 tackles, ranking third in the league in total stops. His stint at the top came after a 12-tackle performance against Mississippi State on Nov. 2, his fourth game this year in double-digits and 19th of his college career. After seven the next week vs. WKU, he sits with 352, putting him five away from seventh in career tackles at Arkansas. He is more than just a

CAREER 100-YARD RUSHING GAMES

Rakeem Boyd • Jr. • RB (8)

185, Western Kentucky, 2019
134, Kentucky, 2019
122, Colorado State, 2019
114, Mississippi State, 2019
114, Portland State, 2019
113, Vanderbilt, 2018
109, Ole Miss, 2018
102, Alabama, 2018

Devwah Whaley • Sr. • RB (4)

165, at Colorado State, 2018
135, Alcorn State, 2016
119, New Mexico State, 2017
112, at Mississippi State, 2016

T.J. Hammonds • R-Jr. • RB (1)

119, Coastal Carolina, 2017

Chase Hayden • Jr. • RB (1)

120, Florida A&M, 2017

CAREER 100-YARD RECEIVING GAMES

Jordan Jones • Jr. • WR (2)

132, Eastern Illinois, 2018
122, Missouri, 2017

Mike Woods • So. • WR (1)

115, San Jose State, 2019

CAREER 400-YARD PASSING GAMES

Nick Starkel • Jr. • QB (2)

499, Wake Forest, 2017
416, New Mexico, 2017

CAREER 300-YARD PASSING GAMES

Ben Hicks • Sr. • QB (12)

397, Houston, 2017
380, USF, 2016
375, Tulane, 2017
344, Memphis, 2018
338, Tulsa, 2017
331, Navy, 2016
328, Cincinnati, 2018
319, Tulsa, 2018
318, Houston, 2018
312, North Texas, 2017
305, TCU, 2017
302, Tulane, 2016

Nick Starkel • Jr. • QB (4)

499, Wake Forest, 2017
416, New Mexico, 2017
356, San Jose State, 2019
305, Colorado State, 2019

CAREER 15-TACKLE GAMES

De'Jon Harris • Sr. • LB (1)

16, Texas A&M, 2018

CAREER MULTI-FORCED FUMBLES GAMES

McTelvin Agim • Sr. • DL (2)

2, Colorado State, 2018
2, Mississippi State, 2017

2019 HONORS

McTelvin Agim • Sr. • DL (4)

Bednarik Award Watch List
Preseason All-SEC Third Team (Coaches)
Preseason All-SEC Third Team (Media)
Pro Football Focus SEC Team of the Week - Week 1

Rakeem Boyd • Jr. • RB (3)

Earl Campbell Tyler Rose Award Watch List
Doak Walker Award Watch List
Pro Football Focus SEC Team of the Week - Week 11

Greg Brooks Jr. • Fr. • DB (1)

FWAA Preseason Freshman All-American Watch List

Treyton Burks • Fr. • WR (1)

ESPN Preseason Freshman All-American

Ty Clary • Jr. • C (1)

Pro Football Focus National Team of the Week - Week 3

Kamren Curl • Jr. • DB (2)

Preseason All-SEC Third Team (Coaches)
Pro Football Focus SEC Team of the Week - Week 1

De'Jon Harris • Jr. • LB (3)

Butkus Award Watch List
Preseason All-SEC Second Team (Coaches)
Preseason All-SEC Second Team (Media)

Trey Knox • Fr. • WR (2)

FWAA Preseason Freshman All-American Watch List
FWAA Midseason Freshman All-American Watch List

Connor Limpert • Sr. • K (2)

Lou Groza Award Watch List
SEC Special Teams Player of the Week (9/16)

T.J. Smith • Sr. • DL (3)

Wuerffel Trophy Watch List
PFF National Team of the Week (9/30)
Wuerffel Trophy Nominee List

Devwah Whaley • Sr. • RB (1)

Doak Walker Award Watch List

RAZORBACKS IN THE NFL

#PRHOGS

As of Nov. 17, 2019

Name	Pos.	NFL Team
Brandon Allen	QB	Denver Broncos
Trey Flowers	DE	Detroit Lions
*Hjalte Froholdt	OL	New England Patriots
Dre Greenlaw	LB	San Francisco 49ers
*Keon Hatcher	WR	Green Bay Packers
Hunter Henry	TE	Los Angeles Chargers
Cody Hollister	WR	Tennessee Titans
*Bijon Jackson	DT	Carolina Panthers
*Jeremiah Ledbetter	DT	Tampa Bay Buccaneers
Mitchell Loewen	DE	Detroit Lions
Jason Peters	OL	Philadelphia Eagles
Frank Ragnow	OL	Detroit Lions
*Randy Ramsey	LB	Green Bay Packers
Dan Skipper	OL	Houston Texans
Chris Smith	DE	Cleveland Browns
Jeremy Sprinkle	TE	Washington Redskins
Armon Watts	DL	Minnesota Vikings
Jonathan Williams	RB	New Orleans Saints
Deatrich Wise Jr.	DE	New England Patriots
Jarius Wright	WR	Carolina Panthers

* Reserve/Injured // ^ Practice Squad

ACTIVE CAREER LEADERS

TACKLES

Rank	Player, Class	Tackles
1.	DeJon Harris, Sr.	352
2.	Kamren Curl, Jr.	174
3.	McTelvin Agim, Sr.	145
4.	Grant Morgan, Jr.	98
5.	T.J. Smith, Sr.	75

TACKLES FOR LOSS

Rank	Player, Class	TFL
1.	McTelvin Agim, Sr.	31.5
2.	DeJon Harris, Sr.	23.0
3.	T.J. Smith, Sr.	13.0
4.	Grant Morgan, Jr.	9.0

SACKS

Rank	Player, Class	Sacks
1.	McTelvin Agim, Sr.	14.5
2.	DeJon Harris, Sr.	6.5
3.	T.J. Smith, Sr.	6.0

INTERCEPTIONS

Rank	Player, Class	INTs
1.	Kamren Curl, Jr.	2
2.	Montaric Brown, So.	1
	Joe Foucha, So.	1
	Jarques McClellion, So.	1

RUSHING

Rank	Player, Class	Yards
1.	Devwah Whaley, Sr.	1,785
2.	Rakeem Boyd, Jr.	1,739
3.	Chase Hayden Jr.	616

RECEPTIONS

Rank	Player, Class	Receptions/Yards
1.	Deon Stewart, Sr.	57/616
2.	Mike Woods, So.	46/556
3.	Jordan Jones, Jr.	38/592
4.	Devwah Whaley, Sr.	36/411

RAZORBACK NOTEBOOK

ON JEFFERSON STREET

True freshman quarterback KJ Jefferson made his debut against Mississippi State and sent the crowd into a frenzy after his first offensive drive. Jefferson took the first snap 21 yards to midfield, bowling over a defender in the process. His next play was a handoff to Rakeem Boyd, who took it 17 yards to go past the 100-yard threshold for the day. Then, Jefferson launched a 32-yard strike to fellow freshman Treyton Burks down the home sideline, putting Arkansas inside the five-yard line. From there, Jefferson finished the drive by barreling into the end zone for his first collegiate score, completing a four-play, 75-yard drive in 1:53. He saw more playing time against Western Kentucky, leading the Hogs on another touchdown drive, capped by a two-yard score for the second TD of his career. He finished the game 6-of-15 for 60 yards passing, while rushing for 32 yards on 16 carries.

JSJ

Redshirt-freshman quarterback John Stephen Jones made his first career start against Western Kentucky after seeing extended playing time in each of the previous games against Alabama and Mississippi State. In Tuscaloosa, he went 6-of-7 passing for 49 yards and a touchdown, while running the ball six times for 14 yards against Alabama. He connected with C.J. O'Grady on an eight-yard pass for Arkansas' lone score of the night, helping O'Grady break the school record for touchdowns by a tight end. Against the Bulldogs, Jones was 4-of-9 for 25 yards, hitting Mike Woods on a beautiful fade to the right corner of the end zone for Woods' third touchdown of the season. John Stephen is a third-generation Razorback, as his father, Stephen, was a four-year linebacker at Arkansas, while his grandfather, Jerry, was a three-year offensive lineman & captain of the 1964 national title team at Arkansas.

NEW BLOOD

During the offseason, Arkansas added two graduate transfer quarterbacks in senior Ben Hicks and junior Nick Starkel, both have made starts for the Razorbacks in 2019. Hicks has played in six games this season, throwing for 736 yards and two touchdowns, racking up 188 & 182 yards against Texas A&M and Auburn, respectively, throwing TD passes in both. Starkel has appeared in seven games this year, totaling 1,118 yards and seven touchdowns, throwing for 300+ yards in back-to-back games against Colorado State and San Jose State, tossing three TDs in both contests. Arkansas is one of three schools in the FBS with two grad transfer quarterbacks on the roster.

BUMP THAT

Sophomore linebacker Bumper Pool has become a reliable force at the WILL position for the Razorbacks, moving up to second on the team in total tackles this season with 76. Pool racked up a career-high and team-best 13 stops against Mississippi State, his second game with 10 or more tackles this season. Included in his total were 1.5 tackles for a loss, a team-high vs. the Bulldogs. He has 5.5 on the season after a half-tackle-for-loss as part of a nine-tackle game against WKU. Pool recorded his first career sack against Auburn, joining forces with T.J. Smith for a seven-yard sack in the second quarter to force a Tiger field goal, which was missed. Pool has led the team in tackles in three games this season, while also getting credit for four pass breakups and a quarterback hurry.

THE INSIDE MAN

Senior defensive tackle McTelvin "Sosa" Agim has picked up tackles for loss in five of the last six games, bringing him to 31.5 as a Razorback. Before the game against Alabama, Agim had recorded sacks in three consecutive games, totaling 14.5 over his career. He inches closer every week to writing his name in the Arkansas record books, needing two sacks and 1.5 tackles for loss for 10th on the career lists by Razorbacks. His 8.5 tackles for loss this year is tied for 10th in the SEC, 3.5 behind the conference leader.

JUMBO JOE

Sophomore safety Joe Foucha is putting together a solid sophomore season at free safety, sitting fourth on the team in total tackles with 70 in 2019. He has recorded double-digit tackle performances twice this season, both on the road in conference play at Kentucky (11) and Alabama (13). A week before his career-best tackle game in Tuscaloosa, Foucha notched his first tackle for loss of his career, bringing down the Auburn rusher for a loss of two yards on a fourth down play. Along with his 70 stops, Foucha has four pass breakups, an interception to close out the Portland State win, a quarterback hurry and a fumble recovery at Ole Miss.

CLEAN AS A WHISTLE

Arkansas has stayed disciplined on the field on this season, ranking first in the SEC and 11th in the country in fewest penalties (47), while also ranking 11th in fewest penalty yards (392) in 2019. The Razorbacks were not penalized at all at Alabama on Oct. 26, making it the first time since at least Sept. 6, 1997, Arkansas has not committed a penalty in a game.

HOG TRACKER

- DeJon Harris sits in eighth in career tackles at Arkansas with 352. He needs five more tackles to tie for seventh (357).
- McTelvin Agim is 1.5 tackles for loss away from 10th on the Arkansas career TFL list (33).
- Agim also needs 2.0 sacks to tie for 10th in career sacks at Arkansas (16.5).
- If Connor Limpert makes five more field goals, he'll be tied for 6th in the career FGM list at Arkansas (44).
- Limpert also needs five more FG attempt to reach eighth on the career list by a Razorback (53).
- Rakeem Boyd rushed for 185 yards against Western Kentucky, his eighth 100-yard performance on the Hill. It made him the 16th Razorback to post eight 100-yard games over an Arkansas career. Another 100-yard rushing game would make him one of 11 to accomplish the feat nine times at Arkansas.
- Devwah Whaley sits at four career 100-yard rushing games at Arkansas. A fifth would make him the 26th Razorback with five in a career.
- Nick Starkel's 356-yard passing game against SJSU marked his second consecutive, making him the first Arkansas QB since Austin Allen in 2016 to throw for 300+ yards in back-to-back games.
- Starkel became the seventh Razorback quarterback to throw for 300 yards multiple times in a season. A third would make him the fifth Arkansas QB to do it three times in one year.
- Mike Woods' 115 receiving yards vs. San Jose State was the first of his career. Another would make him the 27th Razorback to record two games of 100+ receiving yards in a season and the 24th to do it twice in the same year.

RAZORBACK NOTEBOOK

CAT GUY

Through 10 games this season, the Razorbacks have produced 13 takeaways. In the first game of the year, Arkansas racked up three interceptions, all from different defenders in Kamren Curl, Joe Foucha and Jarques McClellion. Curl & Foucha were responsible for both of Arkansas' takeaways at Ole Miss, this time coming via fumbles, including Curl's 69-yard return for a touchdown. Against Colorado State, the Razorbacks added two more fumble recoveries thanks to Montaric Brown, forced by McTelvin Agim, and LaDarius Bishop, who returned Hayden Henry's force for a TD. Curl added his second INT of the year vs. San Jose State, picking off a pass in the first quarter. De'Jon Harris recovered a fumble caused by Gabe Richardson against Texas A&M and returned it for a touchdown, while Montaric "Busta" Brown picked off the Aggie QB in the third quarter for his first career interception. Jonathan Marshall jarred a ball free against Kentucky, and Harris recovered the loose ball for the second consecutive game. Harris made it three-straight games with either a forced or recovered fumble against Auburn, this time popping the ball free for Agim to fall on it for the turnover. Against Mississippi State, Jordan Silver recovered a muffed punt in the second quarter, setting up a field goal. It was Silver's first fumble recovery of his career. Micahh Smith recovered his first fumble of his career vs. WKU after Jalen Catalan popped the ball free for his first career forced fumble.

- Arkansas' performance vs. PSU marked the first time since Nov. 22, 2014, the Razorbacks had recorded three interceptions in a game, doing so in a 30-0 win over Ole Miss.
- All three of the INTs in both of those games came from three different Arkansas defenders.
- Arkansas was one of eight schools in the NCAA to have recorded three or more interceptions in the first week of the year.
- Curl had the first fumble recovery TD on defense since Briston Guidry against EIU in the 2018 season opener.
- Foucha and Curl are the first Razorbacks to record a takeaway in back-to-back games since Kevin Richardson in 2017.
- Arkansas' three fumble recovery TDs this season mark the first time it has recorded three in the same year since 2017.
- Arkansas returned a fumble recovery for a TD in back-to-back games for the first time since 1999, when Orlando Green (Louisiana-Monroe) & Kenoy Kennedy (Alabama) accomplished it.

LEFT IS RIGHT

Senior kicker Connor Limpert is having a strong 2019 season, connecting on 12-of-15 field goal attempts for a clip of 80 percent through nine games. He's made six field goals from 40+ yards this year, which included a season-best 54-yarder against Colorado State. His kick against the Rams tied for the ninth-longest in school history and helped earn him SEC Special Teams Player of the Week on Sept. 16. Last year's semifinalist for the Lou Groza Award and watch list honoree in 2019, Limpert ranks seventh in career field goals made at Arkansas with 39 and is five attempts away from eighth in career attempts with 47. His career percentage of 81.3 would finish as a school record if the season ended today.

YES HE KAM

It was another solid week for junior safety Kamren Curl, who posted 11 tackles against Western Kentucky to lead the squad. The San Diego, California, native traded the team lead in total tackles through the first five weeks of the year, aided by a career-high 12-tackle performance against Texas A&M in Arlington on Sept. 28. It was the first game he had led the team in tackles this season. He ranks fourth in the SEC in total tackles (75) and second in solo stops (45). He's had two sacks, 4.0 tackles for loss, two interceptions & a fumble forced, which he recovered on the same play, taking it 69 yards for a TD against Ole Miss on Sept. 14. He was the first player in the country this season with an interception, sack and fumble recovery for a TD. Curl entered the year as a preseason All-SEC third team member & earned PFF SEC Team of the Week after Portland State.

SO TRUE

Arkansas has started a total of five true freshmen this season, with all five starting in four games against Colorado State, Kentucky, Auburn and Alabama. Greg Brooks Jr. (DB), Treyton Burks (WR), Trey Knox (WR), Mataio Soli (DL) and Ricky Stromberg (OL) have all earned starting nods in 2019. Arkansas is one of six schools to have started at least five true freshmen in 2019 & is one of three programs, including the only SEC school to have started three true freshmen on offense. A total of 32 freshmen have played in a game this season for the Razorbacks, including 21 true freshmen.

NEW 11

Arkansas trotted out an entirely new starting 11 on offense from the previous year's season opener against Portland State. Nine of the first game starters in 2018 have exhausted their time in an Arkansas uniform, while left guard Kirby Adcock and running back Devwah Whaley return to this year's squad. Of the 132 starting spots on offense last year, only 57 were filled by returning student-athletes. It was the first time in at least 30 years Arkansas has had an entirely new starting lineup on offense.

The 82nd football season at **Donald W. Reynolds Razorback Stadium** kicked off against Portland State.

Arkansas has played 299 games at the current site, winning more than 63 percent of its contests.



SEC STANDINGS

EASTERN DIVISION

Team	OVR	SEC	Home	Road	Strk
Georgia	9-1	6-1	5-1	3-0	W4
Florida	9-2	6-2	5-0	3-1	W2
Tennessee	5-5	3-3	4-3	1-2	W3
S. Carolina	4-7	3-5	3-3	1-3	L2
Kentucky	5-5	3-5	4-2	1-3	W1
Missouri	5-5	2-4	5-1	0-4	L4
Vanderbilt	2-8	1-6	2-4	0-4	L3

WESTERN DIVISION

Team	OVR	SEC	Home	Road	Strk
LSU	10-0	6-0	5-0	5-0	W10
Alabama	9-1	6-1	5-1	3-0	W1
Texas A&M	7-3	4-2	5-2	1-1	W4
Auburn	7-3	4-3	4-1	2-2	L1
Ole Miss	4-7	2-5	4-3	0-4	L1
Miss. State	4-6	2-5	2-3	1-3	L1
Arkansas	2-8	0-6	2-4	0-3	L7

THIS WEEK IN THE SEC

Saturday, November 23

Western Carolina at Alabama | 11 a.m. | ESPN
 Samford at Auburn | 11 a.m. | SEC Network
 Texas A&M at Georgia | 2:30 p.m. | CBS
 UT-Martin at Kentucky | 2:30 p.m. | SEC Network
 ETSU at Vanderbilt | 2:30 p.m. | SEC Alternate
 Arkansas at LSU | 6 p.m. | ESPN
 Abilene Christian at MSU | 6:30 p.m. | SEC Alternate
 Tennessee at Missouri | 6:30 p.m. | SEC Network

NEXT WEEK IN THE SEC

Thursday, November 28

Ole Miss at Mississippi State | 6:30 p.m. | ESPN

Friday, November 29

Missouri vs. Arkansas | 1:30 p.m. | CBS

Saturday, November 30

Louisville at Kentucky | 11 a.m. | SEC Network
 Clemson at South Carolina | 11 a.m. | ESPN
 Georgia at Georgia Tech | 11 a.m. | ABC
 Alabama at Auburn | 2:30 p.m. | CBS
 Vanderbilt at Tennessee | 3 p.m. | SEC Network
 Texas A&M at LSU | 6 p.m. | ESPN
 Florida State at Florida | 6:30 p.m. | SEC Network

All times Central

MISCELLANEOUS OFFENSE STATS

GAMES WITH A RECEPTION

Player	2016	2017	2018	2019	Career
Rakeem Boyd	--	--	9	6	15
Treyton Burks	--	--	--	9	9
Grayson Gunter	1	--	4	2	7
Chase Hayden	--	1	6	3	10
T.J. Hammonds	0	1	3	3	7
Chase Harrell	3*	8*	1	3	15
Koilan Jackson	--	--	1	2	3
Hudson Henry	--	--	--	1	1
T.Q. Jackson	--	--	--	1	1
Hayden Johnson	2	3	0	0	5
Jordan Jones	--	9	9	--	18
Trey Knox	--	--	--	7	7
Tyson Morris	--	--	2	8	10
Cheyenne O'Grady	2	9	8	7	26
Deon Stewart	2	10	11	--	23
De'Vion Warren	--	1	2	3	6
Dewah Whaley	5	5	5	6	21
Mike Woods	--	--	8	8	16

5+ RECEPTIONS

Player	2016	2017	2018	2019	Career
Rakeem Boyd	--	--	1	0	1
Treyton Burks	--	--	--	1	1
Chase Hayden	--	0	1	0	1
Jordan Jones	--	--	1	--	1
Trey Knox	--	--	--	3	3
Cheyenne O'Grady	0	0	3	2	5
Deon Stewart	0	2	1	--	3
Mike Woods	--	--	0	2	2

20+ YARD RECEPTION

Player	2016	2017	2018	2019	Career
Rakeem Boyd	--	--	3	1	4
Treyton Burks	--	--	--	8	8
Grayson Gunter	1	--	1	1	3
T.J. Hammonds	0	1	1	--	2
Chase Harrell	--	--	1	0	1
Chase Hayden	--	1	1	0	2
Jordan Jones	--	3	2	--	5
Trey Knox	--	--	--	5	5
Tyson Morris	--	--	0	1	1
Cheyenne O'Grady	2	--	7	6	15
Deon Stewart	--	3	2	--	5
Devwah Whaley	4	1	1	1	7
Mike Woods	--	--	4	5	9

40+ YARD RECEPTION

Player	2016	2017	2018	2019	Career
T.J. Hammonds	0	1	1	0	2
Jordan Jones	--	3	2	0	5
Trey Knox	--	--	--	1	1
Cheyenne O'Grady	0	0	0	2	2
Devwah Whaley	1	--	1	0	2
Mike Woods	--	--	0	3	3

FIRST DOWN RECEPTIONS

Player	2016	2017	2018	2019	Career
Rakeem Boyd	--	--	5	6	11
Treyton Burks	--	--	--	19	19
T.J. Hammonds	0	1	2	1	4
Grayson Gunter	0	--	0	2	2
Chase Harrell	--	--	2	2	4
Chase Hayden	--	1	3	0	4
Koilan Jackson	--	--	1	2	3
Hayden Johnson	1	2	0	0	3
Jordan Jones	--	12	6	--	18
Trey Knox	--	--	--	15	15
Tyson Morris	--	--	2	9	11
Cheyenne O'Grady	2	10	21	15	48
Deon Stewart	1	20	7	--	28
De'Vion Warren	--	0	1	1	2
Devwah Whaley	5	3	3	4	15
Mike Woods	--	--	9	19	28

100 YARDS RECEIVING

Player	2016	2017	2018	2019	Career
Jordan Jones	--	1	1	--	2
Mike Woods	--	--	0	1	1

GAMES WITH A RECEIVING TD

Player	2016	2017	2018	2019	Career
Grayson Gunter	0	--	1	0	1
T.J. Hammonds	0	1	1	0	2
Chase Harrell	2*	3*	0	1	6
Koilan Jackson	--	--	0	1	1
Jordan Jones	--	3	1	0	4
Trey Knox	--	--	--	2	2
Tyson Morris	--	--	1	1	2
Cheyenne O'Grady	1	2	4	3	10
Deon Stewart	--	3	0	0	3
De'Vion Warren	--	0	1	0	1
Devwah Whaley	0	1	0	0	1
Mike Woods	--	--	1	3	4

GAMES WITH MULTIPLE RECEIVING TDS

Player	2016	2017	2018	2019	Career
Cheyenne O'Grady	0	0	2	0	2

10+ YARD RUNS

Player	2016	2017	2018	2019	Career
Rakeem Boyd	--	--	22	24	46
Treyton Burks	--	--	--	1	1
T.J. Hammonds	3	9	1	1	14
Chase Hayden	--	9	6	1	16
Ben Hicks	--	--	--	3	3
KJ Jefferson	--	--	--	2	2
John Stephen Jones	--	--	1	1	2
Jordan Jones	--	2	0	--	2
A'Montae Spivey	--	--	--	1	1
De'Vion Warren	--	0	1	3	4
Devwah Whaley	19	12	11	8	50

20+ YARD RUNS

Player	2016	2017	2018	2019	Career
Rakeem Boyd	--	--	9	8	17
T.J. Hammonds	1	4	0	1	6
Chase Hayden	--	2	0	0	2
KJ Jefferson	--	--	--	1	1
Jordan Jones	--	2	1	--	3
Devwah Whaley	3	5	1	2	11

RUSHING FIRST DOWNS

Player	2016	2017	2018	2019	Career
Rakeem Boyd	--	--	32	33	65
Treyton Burks	--	--	--	1	1
T.J. Hammonds	4	9	1	1	15
Chase Hayden	--	17	11	3	31
Ben Hicks	--	--	--	2	2
KJ Jefferson	--	--	--	6	6
John Stephen Jones	--	--	0	2	2
Jordan Jones	--	2	0	--	2
Cheyenne O'Grady	0	0	0	1	1
De'Vion Warren	--	0	1	3	4
Devwah Whaley	28	28	21	14	91

100 YARDS RUSHING

Player	2016	2017	2018	2019	Career
Rakeem Boyd	--	--	3	5	8
T.J. Hammonds	0	1	0	0	1
Chase Hayden	--	1	0	0	1
Devwah Whaley	2	1	1	0	4

GAMES WITH A RUSHING TD

Player	2016	2017	2018	2019	Career
Rakeem Boyd	--	--	2	5	7
T.J. Hammonds	1	1	0	0	2
Chase Hayden	--	3	1	0	4
KJ Jefferson	--	--	--	1	1
Devwah Whaley	3	6	2	3	14

GAMES WITH MULTIPLE RUSHING TDS

Player	2016	2017	2018	2019	Career
Rakeem Boyd	--	--	0	3	3
Chase Hayden	--	1	0	0	1

MISC. DEFENSE STATS

DOUBLE-DIGIT TACKLES

Player	2016	2017	2018	2019	Career
Kamren Curl	--	0	0	2	2
Joe Foucha	--	--	0	2	2
De'Jon Harris	1	7	7	4	19
Bumper Pool	--	--	0	2	2

TEAM LEADER IN TACKLES (Ties included)

Player	2016	2017	2018	2019	Career
McTelvin Agim	0	0	0	1	1
Kamren Curl	--	1	1	2	4
Joe Foucha	--	--	0	2	2
De'Jon Harris	2	7	7	2	18
Grant Morgan	--	1	0	0	1
Bumper Pool	--	--	0	3	3

GAMES WITH A SACK (Half sacks included)

Player	2016	2017	2018	2019	Career
McTelvin Agim	3	2	4	4	13
Jamario Bell	0	0	0	2	2
Austin Capps	1	2	0	0	3
Kamren Curl	--	0	0	1	1
De'Jon Harris	1	4	2	0	7
Hayden Henry	--	0	0	1	1
Grant Morgan	--	0	0	1	1
Bumper Pool	0	0	0	1	1
Gabe Richardson	--	--	0	3	3
T.J. Smith	0	2	2	3	7

MULTIPLE SACKS (1.5 sacks or more)

Player	2016	2017	2018	2019	Career
McTelvin Agim	0	0	1	1	1
Jamario Bell	0	0	0	1	1
Kam Curl	0	0	0	1	1

MONEY PLAYS

NOTE: Money plays are defined as plays resulting in a first down or a touchdown.

Money Rushers	1st	TD	No	Att
Rakeem Boyd	33	8	36	150
Devwah Whaley	14	3	16	60
KJ Jefferson	6	2	8	16
Chase Hayden	3	0	3	12
De'Vion Warren	3	0	3	5
John Stephen Jones	2	0	2	10
Ben Hicks	2	0	2	10
Treyton Burks	1	0	1	8
Cheyenne O'Grady	1	0	1	1
TJ Hammonds	1	0	1	3
TOTALS	66	13	73	286

1st Down

Money Rushers	1st	TD	No	Att
Rakeem Boyd	13	2	14	87
Devwah Whaley	3	2	4	31
KJ Jefferson	1	1	2	8
Treyton Burks	1	0	1	6
De'Vion Warren	1	0	1	3
TOTALS	19	5	22	153

2nd Down

Money Rushers	1st	TD	No	Att
Rakeem Boyd	15	6	17	51
Devwah Whaley	4	1	5	20
KJ Jefferson	3	0	3	5
Chase Hayden	2	0	2	5
John Stephen Jones	2	0	2	5
De'Vion Warren	2	0	2	2
TOTALS	28	7	31	97

3rd Down

Money Rushers	1st	TD	No	Att
Devwah Whaley	6	0	6	7
Rakeem Boyd	4	0	4	10
KJ Jefferson	2	1	3	3
TJ Hammonds	1	0	1	1
Ben Hicks	1	0	1	4
Chase Hayden	1	0	1	2
TOTALS	15	1	16	29

4th Down

Money Rushers	1st	TD	No	Att
Cheyenne O'Grady	1	0	1	1
Devwah Whaley	1	0	1	2
Ben Hicks	1	0	1	1
Rakeem Boyd	1	0	1	2
TOTALS	4	0	4	7

Money Receptions	1st	TD	No	Rec
Treyton Burks	19	0	19	25
Mike Woods	19	3	19	28
Cheyenne O'Grady	15	3	16	33
Trey Knox	15	2	16	27
Tyson Morris	9	1	9	13
Rakeem Boyd	6	0	6	15
Devwah Whaley	4	0	4	14
Koilan Jackson	2	1	3	3
Grayson Gunter	2	0	2	4
Chase Harrell	2	1	2	3
TJ Hammonds	1	0	1	4
De'Vion Warren	1	0	1	3
TOTALS	95	11	98	178

1st Down

Money Receptions	1st	TD	No	Rec
Treyton Burks	8	0	8	8
Mike Woods	6	1	6	12
Trey Knox	4	1	4	12
Rakeem Boyd	4	0	4	7
Cheyenne O'Grady	3	1	3	12
Koilan Jackson	2	1	3	3
Devwah Whaley	2	0	2	5
Tyson Morris	2	1	2	4
Grayson Gunter	1	0	1	1
TOTALS	32	5	33	71

2nd Down

Money Receptions	1st	TD	No	Rec
Cheyenne O'Grady	7	2	8	14
Mike Woods	6	1	6	8
Treyton Burks	6	0	6	9
Tyson Morris	3	0	3	5
Chase Harrell	1	0	1	1
De'Vion Warren	1	0	1	1
Grayson Gunter	1	0	1	3
TOTALS	31	3	32	58

3rd Down

Money Receptions	1st	TD	No	Rec
Trey Knox	5	1	6	6
Treyton Burks	5	0	5	8
Mike Woods	5	0	5	6
Tyson Morris	4	0	4	4
Cheyenne O'Grady	4	0	4	6
Rakeem Boyd	2	0	2	4
Devwah Whaley	2	0	2	5
TJ Hammonds	1	0	1	2
Chase Harrell	1	1	1	1
TOTALS	29	2	30	46

4th Down

Money Receptions	1st	TD	No	Att
Mike Woods	2	1	2	2
Cheyenne O'Grady	1	0	1	1
TOTALS	3	1	3	3

GAME 11: LSU

20+ YARD BREAKDOWN

BY YARDS

Yards	No.	TD
100+	0	0
90-99	0	0
80-89	1	1
70-79	2	2
60-69	3	3
50-59	2	2
40-49	5	1
30-39	11	1
20-29	38	2
TOTAL	62	12

BY TYPE

Type	No.	TD
Rushing	13	5
Passing	28	5
Punt returns	2	0
Kick returns	15	0
Interceptions	2	0
Fumble returns	2	2
Other	0	0
TOTAL	62	12

BY PLAYER

Player	No.	TD	R	P	KR	PR	IR	FR
Treyton Burks	14	0	0	8	4	2	0	0
Rakeem Boyd	9	5	8	1	0	0	0	0
De'Vion Warren	9	0	0	0	9	0	0	0
Cheyenne O'Grady	6	2	0	6	0	0	0	0
Trey Knox	5	1	0	5	0	0	0	0
Mike Woods	5	1	0	5	0	0	0	0
Devwah Whaley	4	0	3	1	0	0	0	0
TJ Hammonds	3	0	1	0	2	0	0	0
Kamren Curl	2	1	0	0	0	0	1	1
LaDarius Bishop	1	1	0	0	0	0	0	1
Tyson Morris	1	1	0	1	0	0	0	0
Joe Foucha	1	0	0	0	0	0	1	0
KJ Jefferson	1	0	1	0	0	0	0	0
Grayson Gunter	1	0	0	1	0	0	0	0
TOTAL	62	12	13	28	15	2	2	2

ARKANSAS 20+ YARD PLAYS

Yards	Type	Player(s)	Opponent
*86	Rush	Rakeem Boyd	Western Kentucky
*76	Rush	Rakeem Boyd	Western Kentucky
*74	Rush	Rakeem Boyd	Kentucky
*69	FR	Kamren Curl	Ole Miss
*62	Pass	Mike Woods from Nick Starkel	San Jose State
*62	Pass	Cheyenne O'Grady from Nick Starkel	Colorado St.
*59	Rush	Rakeem Boyd	Colorado St.
*52	Rush	Rakeem Boyd	Mississippi St.
49	Pass	Trey Knox from Ben Hicks	Ole Miss
45	Pass	Mike Woods from Nick Starkel	Ole Miss
*45	Pass	Cheyenne O'Grady from Ben Hicks	Auburn
42	KR	Treyton Burks	Mississippi St.
40	Pass	Mike Woods from Nick Starkel	San Jose State
38	Pass	Trey Knox from Nick Starkel	Portland State
38	KR	Treyton Burks	Mississippi St.
38	Pass	Treyton Burks from Nick Starkel	Colorado St.
37	KR	De'Vion Warren	Ole Miss
36	KR	De'Vion Warren	Colorado St.
34	KR	TJ Hammonds	Western Kentucky
32	PR	Treyton Burks	Texas A&M
32	Pass	Treyton Burks from KJ Jefferson	Mississippi St.
31	Pass	Treyton Burks from Ben Hicks	Texas A&M
30	Pass	Mike Woods from Ben Hicks	Ole Miss
*30	Pass	Tyson Morris from Nick Starkel	San Jose State
29	INT	Kamren Curl	Portland State
29	Rush	TJ Hammonds	Western Kentucky
27	Pass	Cheyenne O'Grady from Nick Starkel	Texas A&M
27	Pass	Treyton Burks from Nick Starkel	Colorado St.
26	Pass	Trey Knox from Nick Starkel	Ole Miss
26	PR	Treyton Burks	Kentucky
25	KR	De'Vion Warren	Alabama
25	Rush	Rakeem Boyd	Portland State
25	Pass	Cheyenne O'Grady from Nick Starkel	Ole Miss
*25	FR	LaDarius Bishop	Colorado St.
25	Rush	Devwah Whaley	Colorado St.
*24	Pass	Trey Knox from Nick Starkel	Colorado St.
24	Rush	Devwah Whaley	Colorado St.
24	Rush	Rakeem Boyd	Texas A&M
24	KR	De'Vion Warren	Alabama
23	KR	Treyton Burks	Mississippi St.
23	KR	De'Vion Warren	Kentucky
23	KR	TJ Hammonds	Western Kentucky
23	Pass	Cheyenne O'Grady from Ben Hicks	Texas A&M
23	Pass	Grayson Gunter from Ben Hicks	Mississippi St.
23	KR	De'Vion Warren	San Jose State
22	Pass	Cheyenne O'Grady from Ben Hicks	Kentucky
22	Pass	Mike Woods from Ben Hicks	Texas A&M
22	Rush	Rakeem Boyd	Mississippi St.
22	Pass	Treyton Burks from Nick Starkel	Ole Miss
22	Pass	Rakeem Boyd from Nick Starkel	Alabama

* Touchdown scored on play

NEED TO KNOW INFO

Opponent	Captains	Length	Coin Toss	Kick/Receive	Helmet/Jersey/Pants	Attendance	1st Poss.	Opp. 1st Poss.	Result
Portland State	Agim, Harris, Smith, C. Jackson	3:36	ARK	KICK	Cardinal/Cardinal/White	61055	FG	FG	W 20-13
at Ole Miss	Agim, Harris, Smith, Woods	3:17	ARK	KICK	White/White/White	47915	PUNT	PUNT	L 31-17
Colorado State	Agim, Harris, Smith, Boyd	3:29	ARK	KICK	Cardinal/Cardinal/White	55583	TD	TD	W 55-24
San Jose State	Agim, Harris, Smith, Clary	3:34	ARK	KICK	Cardinal/Cardinal/White	56058	PUNT	TD	L 31-24
vs. Texas A&M	Agim, Harris, Smith, Whaley	3:22	ARK	REC	Cardinal/Cardinal/White	51441	FGA	PUNT	L 31-27
at Kentucky	Agim, Harris, Smith, H. Johnson	3:02	UK	REC	Cardinal/White/Cardinal	57060	TD	PUNT	L 24-20
Auburn	Agim, Harris, Smith, Harrell	3:16	ARK	REC	Cardinal/Cardinal/White	54619	FUM	TD	L 51-10
at Alabama	Agim, Harris, Smith, O'Grady	2:55	ALA	REC	Cardinal/White/White	100233	PUNT	FG	L 48-7
Mississippi St.	Agim, Harris, Smith, Clary	3:05	ARK	KICK	Cardinal/Cardinal/White	52256	PUNT	TD	L 54-24
WKU	Agim, Harris, Smith, Woods	3:06	WKU	REC	Cardinal/Cardinal/White	42985	INT	TD	L 45-19
at LSU									
Missouri									

INTERIM HEAD COACH BARRY LUNNEY JR.

Barry Lunney Jr., a former Arkansas starting quarterback, was named the interim head coach for the Razorbacks on Nov. 10.

He is in his seventh season as tight ends coach at his alma mater and his first as the Razorbacks' special teams coordinator. Lunney has strengthened the program's reputation as #TEU over his six years.

Last season, Arkansas made a living off production out of the tight end position, completing 58.8 percent of the group's targets, which was above the team average. The Razorbacks finished the year ranked second in the country in tight end touchdowns and tied for fourth in the nation in tight end first downs, as junior Cheyenne O'Grady led the team in receptions (30) and touchdowns (six).

Lunney's work has not only resulted success as Razorbacks, but also caught the interest of NFL personnel. Highlighted by Hunter Henry being the first tight end taken in the 2016 NFL Draft,

From 2014 to 2016, Lunney helped develop Henry into the best tight end in the nation. On December 9, 2015, that became official when Henry was named the John Mackey Award winner following his junior season. Henry joined D.J. Williams as former Razorbacks to win the award to make Arkansas the only program to have multiple winners in the award's history.

After earning All-SEC second team honors in 2013 and 2014, Henry won the John Mackey Award and was a consensus first-team All-American as a junior in 2015. He led all Football Bowl Subdivision tight ends with 739 receiving yards on 51 receptions - each career highs - and hauled in three touchdown passes. In addition, Henry and tight end mate Jeremy Sprinkle combined for a league-best 1,128 receiving yards and eight touchdowns. The 1,128 receiving yards are the most by an Arkansas tight end corps in program history.

During his career, Henry hauled in 116 passes for 1,661 yards and nine touchdowns. He is one of only eight tight ends in SEC history to reach the triple-digit mark in receptions while playing in the conference. Of the eight, he is one of four to tally more than 1,500 receiving yards. In addition, his 1,661 career receiving yards rank second in program history among tight ends, only trailing Williams (1,855, 2007-10). His 116 receptions and 1,661 receiving yards through those three seasons were both tops in the SEC among tight ends.

A fellow Arkansas native, Henry was selected with the 35th overall pick by the San Diego Chargers in the second round of the 2016 NFL Draft. A year later, Sprinkle followed Henry's footsteps and was taken by the Washington Redskins in the fifth round of the 2017 NFL Draft. During his senior season, Sprinkle set the Arkansas record for career TDs by a tight end with 11 and was also invited to play in the Reese's Senior Bowl.

Lunney also oversaw the transition of AJ Derby from quarterback to tight end. Derby finished fifth in the SEC with 303 receiving yards during the 2014 season and was a sixth round draft choice of the New England Patriots despite playing the position for less than a year.

In his first season coaching the Razorback tight ends, Lunney led Henry to second-team All-SEC, Freshman All-America and SEC All-Freshman Team recognition. Henry's receiving yards ranked third in the nation among freshman tight ends, and he was the only freshman tight end in the SEC with a 100-yard receiving game. Henry also led SEC tight ends and ranked third in the conference by gaining a first down on 78.6 percent of his receptions.

Before returning to the Razorbacks, Lunney served as the offensive coordinator and quarterbacks coach at Bentonville High School from 2005-13.

In his eight years at Bentonville, the Tigers won 78 games, including 25 straight in 2010-11, played in four state championship games, claiming state titles in 2008 and 2010, and won six straight 7A West Conference crowns from 2007-12. Bentonville played in three 7A state championship games and won at least 12 games in four of his last five seasons.

Bentonville quarterback Dallas Hardison broke the Arkansas state single-season completion percentage record in 2010 and bettered the record in 2011 under the direct guidance of Lunney. In 2011 and 2012, the Tigers won their first 12 games to advance to the state championship game with an offense that averaged 42.5 and 36.8 points per game, respectively.

The 2010 Bentonville team finished the season 13-0 and won the 7A state championship. The offense averaged 47.0 points per game and scored at least 40 points nine times, including 49 points in the semifinal round and the state championship game.

Lunney's first state title at Bentonville came in 2008 as the Tigers won 12 games for the first time since 2001. The offense averaged 30.2 points per game and scored more than 30 points in seven of 13 games.

Before moving to the high school coaching ranks, Lunney compiled seven years of collegiate coaching experience.

Lunney spent two seasons as the co-offensive coordinator and quarterbacks coach at San Jose State. During his tenure, the offense produced six all-conference performers, and tight end Courtney Anderson was selected by the Oakland Raiders in the 2004 NFL Draft. In 2003, the Spartans ranked 17th in the NCAA in passing offense and quarterback Scott Rislov ranked third in the WAC in passing efficiency and total offense.

Prior to that, Lunney spent three seasons at Tulsa, first working with quarterbacks in 2000 and 2001 and then moving to wide receivers in 2002. In 2000, quarterback Josh Blankenship ranked fifth in the WAC in total offense and receiver Don Shoals led the conference and ranked 11th in the NCAA in receptions per game.

His coaching career began with two seasons as a graduate assistant at Arkansas following a standout career for the Razorbacks. In 1998, Arkansas won its first eight games and rose to No. 9 in the national rankings on the way to sharing the SEC Western Division title and earning a berth in the Citrus Bowl. Lunney served as the Razorbacks' running backs coach for the bowl game and throughout the spring of 1999. Arkansas spent the majority of the 1999 season in the top 25 of the national rankings and finished the year with a 27-6 win over No. 14 Texas in the Cotton Bowl.

As a player for the Razorbacks, Lunney lettered from 1992-95, starting 40 games at quarterback, and was a team captain on the 1995 team that played in the SEC Championship Game for the first time in school history. In his first game as the starting quarterback, he led Arkansas to an upset win at No. 4 Tennessee. He left Arkansas holding school career records for passing yards, passing touchdowns, pass completions, pass attempts and total offensive plays. Lunney also played baseball at Arkansas. He was drafted by the Montreal Expos out of high school in 1992 and by the Minnesota Twins in 1996 and played one season of minor league baseball in the Twins organization.

Lunney graduated from Arkansas in 1996 with a bachelor's degree in kinesiology. He and his wife, Janelle, have two sons, Luke and Levi. His grandfather, John lettered at Arkansas from 1946-49. His father, Barry Sr., retired after 28 years as a high school football coach in Arkansas, winning eight state championships at Bentonville HS and Fort Smith Southside HS.



COACHING HISTORY

2019	Arkansas Interim Head Coach
2019	Arkansas TEs/Special Teams Coordinator
2013-18	Arkansas Tight Ends
2005-12	Bentonville (Ark.) HS Offensive Coordinator/QBs
2003-04	San Jose State Co-Offensive Coordinator/QBs
2002	Tulsa Wide Receivers
2000-01	Tulsa Quarterbacks
1998-99	Arkansas Graduate Assistant

DEPTH CHART

OFFENSE

WR (2)	8	Mike Woods	So. // 6-1 // 203
	3	Koilan Jackson	So. // 6-2 // 211
TE (3)	89	Grayson Gunter	Jr. // 6-4 // 243
	14	Chase Harrell	Sr. // 6-4 // 249
	82	Hudson Henry	Fr. // 6-5 // 238
LT	76	Myron Cunningham	Jr. // 6-6 // 290
	62	Brady Latham	Fr. // 6-5 // 284
LG	54	Austin Capps	Sr. // 6-4 // 304
	57	Shane Clenin	So. // 6-6 // 302
	62	Brady Latham	Fr. // 6-5 // 284
C	66	Ty Clary	Jr. // 6-4 // 285
	57	Shane Clenin	So. // 6-6 // 302
RG	51	Ricky Stromberg	Fr. // 6-4 // 266
	55	Beaux Limmer	Fr. // 6-5 // 293
RT	78	Dalton Wagner	So. // 6-9 // 302
	71	Ryan Winkel	R-Fr. // 6-6 // 285
QB	1	KJ Jefferson	Fr. // 6-3 // 228
-OR-	9	John Stephen Jones	R-Fr. // 5-11 // 199
-OR-	17	Nick Starkel	Jr. // 6-3 // 214
RB (4)	5	Rakeem Boyd	Jr. // 6-0 // 213
	21	Devwah Whaley	Sr. // 5-11 // 212
	24	A'Montae Spivey	Fr. // 6-1 // 192
WR (5)	16	Treylon Burks	Fr. // 6-3 // 223
	19	Tyson Morris	Jr. // 6-1 // 200
WR (9)	7	Trey Knox	Fr. // 6-5 // 205
	15	T.Q. Jackson	Fr. // 6-4 // 197

DEFENSE

DE	6	Gabe Richardson	Sr. // 6-3 // 240
	86	Jamario Bell	Sr. // 6-5 // 265
DT	3	McTelvin Agim	Sr. // 6-3 // 300
	93	Isaiah Nichols	R-Fr. // 6-3 // 277
DT	52	TJ Smith	Sr. // 6-3 // 293
	42	Jonathan Marshall	Jr. // 6-3 // 299
DE	11	Mataio Soli	Fr. // 6-4 // 239
	13	Collin Clay	Fr. // 6-5 // 285
SAM	27	Hayden Henry	Jr. // 6-2 // 226
	22	Deon Edwards	Jr. // 6-1 // 220
MIKE	8	De'Jon Harris	Sr. // 6-0 // 245
	31	Grant Morgan	Jr. // 5-11 // 229
WILL	10	Bumper Pool	So. // 6-2 // 228
	27	Hayden Henry	Jr. // 6-2 // 226
CB	21	Montaric Brown	So. // 6-0 // 187
	17	Malik Chavis	Fr. // 6-2 // 198
SS	2	Kamren Curl	Jr. // 6-2 // 198
	18	Myles Mason	So. // 6-2 // 203
FS	7	Joe Foucha	So. // 5-11 // 198
	37	Brenden Young	Sr. // 6-1 // 202
CB	24	LaDarrius Bishop	R-Fr. // 6-0 // 193
-OR-	4	Jarques McClellion	So. // 6-0 // 175
NB	9	Greg Brooks Jr.	Fr. // 5-11 // 179
	26	Micahh Smith	Jr. // 6-0 // 201

SPECIAL TEAMS

K	19	Connor Limpert	Sr. // 6-1 // 175
	80	Matthew Phillips	So. // 5-10 // 180
P	28	Reid Bauer	So. // 5-11 // 198
-OR-	42	Sam Loy	Jr. // 6-1 // 195
LS	48	Jordan Silver	So. // 6-1 // 217
H	18	Jack Lindsey	Jr. // 6-2 // 204
KR	16	Treylon Burks	Fr. // 6-3 // 223
	13	Nathan Parodi	R-Fr. // 5-9 // 170
PR	16	Treylon Burks	Fr. // 6-3 // 223
	41	T.J. Hammonds	Jr. // 5-10 // 200

GAME 11: LSU

GAME-BY-GAME OFFENSIVE STARTERS

Opponent	LT	LG	C	RG	RT	TE	TE/WR/FB	QB	RB	WR	WR
Portland State	C. Jackson	Capps	Clary	Cunningham	Wagner	Gunter	Woods	Hicks	Boyd	Burks	Knox
at Ole Miss	C. Jackson	Stromberg	Clary	Cunningham	Wagner	O'Grady	Gunter	Hicks	Boyd	Woods	Knox
Colorado State	C. Jackson	Stromberg	Clary	Cunningham	Wagner	Gunter	Woods	Starkel	Boyd	Burks	Knox
San Jose State	Cunningham	Capps	Clary	Stromberg	Wagner	O'Grady	Harrell	Starkel	Boyd	Woods	Knox
vs. Texas A&M	C. Jackson	Capps	Clary	Stromberg	Wagner	O'Grady	K. Jackson	Starkel	Boyd	Burks	Woods
at Kentucky	Cunningham	Capps	Clary	Stromberg	Wagner	O'Grady	Woods	Starkel	Boyd	Burks	Knox
Auburn	C. Jackson	Capps	Clary	Stromberg	Wagner	O'Grady	Woods	Hicks	Boyd	Burks	Knox
at Alabama	Cunningham	Adcock	Clary	Stromberg	Wagner	O'Grady	Woods	Starkel	Boyd	Burks	Knox
Mississippi State	Cunningham	Clenin	Clary	Stromberg	Wagner	Gunter	Woods	Hicks	Boyd	Burks	Knox
Western Kentucky	Cunningham	Capps	Clary	Stromberg	Wagner	Harrell	H. Johnson	J.S. Jones	Boyd	Woods	Knox
at LSU											
Missouri											

GAME-BY-GAME DEFENSIVE STARTERS

Opponent	DE	DT	DT	DE	SAM	MIKE	WILL	CB	SS	FS	CB	NB
Portland State	Gerald	Agim	Smith	Richardson	--	Harris	Pool	Brown	Curl	Foucha	McClellion	Brooks
at Ole Miss	Richardson	Agim	Smith	Soli	--	Harris	Pool	Brown	Curl	Foucha	McClellion	Brooks
Colorado State	Richardson	Agim	Smith	Soli	--	Harris	Pool	Brown	Curl	Foucha	McClellion	Brooks
San Jose State	Richardson	Agim	Smith	Soli	--	Harris	Pool	Bishop	Curl	Foucha	McClellion	Brooks
vs. Texas A&M	Richardson	Agim	Smith	Soli	--	Harris	Pool	Brown	Curl	Foucha	McClellion	Brooks
at Kentucky	Richardson	Agim	Smith	Soli	--	Harris	Pool	Brown	Curl	Foucha	McClellion	Brooks
Auburn	Richardson	Agim	Smith	Soli	--	Harris	Pool	Brown	Curl	Foucha	McClellion	Brooks
at Alabama	Richardson	Agim	Smith	Soli	--	Harris	Pool	Brown	Curl	Foucha	McClellion	Brooks
Mississippi State	Richardson	Agim	Smith	Soli	--	Harris	Pool	Brown	Curl	Foucha	Bishop	Brooks
Western Kentucky	Richardson	Agim	Smith	Soli	--	Harris	Pool	Brown	Curl	Foucha	McClellion	Brooks
at LSU												
Missouri												

CAREER STARTS

OFFENSE	2019	2018	2017	2016	TOT	CONS	DEFENSE	2019	2018	2017	2016	TOT	CONS
Ben Hicks, QB, Sr.	4	9*	13*	11*	37	-	McTelvin Agim, DL, Sr.	10	12	11	5	38	26
Colton Jackson, OL, Sr.	5	8	10	3	26	-	De'Jon Harris, LB, Sr.	10	12	12	-	34	34
Ty Clary, OL, Jr.	10	11	4	-	25	21	T.J. Smith, DL, Sr.	10	10	12	-	32	10
Rakeem Boyd, RB, Jr.	10	8	-	-	18	18	Kamren Curl, DB, Jr.	10	11	11	-	32	10
Mike Woods, WR, So.	10	7	-	-	17	11	Jarques McClellion, DB, So.	9	8	-	-	17	1
Devwah Whaley, RB, Sr.	-	4	10	-	14	-	Bumper Pool, LB, So.	10	4	-	-	14	11
Deon Stewart, WR, Sr.	-	8	5	-	13	-	Gabe Richardson, DL, Sr.	10	2	-	-	12	10
Nick Starkel, QB, Jr.	5	-	5*	-	10	-	Montaric Brown, DB, So.	9	3	-	-	11	5
Dalton Wagner, OL, So.	10	1	-	-	11	10	Joe Foucha, DB, So.	10	1	-	-	11	11
Trey Knox, WR, Fr.	9	-	-	-	9	5	Greg Brooks Jr., DB, Fr.	10	-	-	-	10	10
Ricky Stromberg, OL, Fr.	9	-	-	-	9	9	Mataio Soli, DL, Fr.	8	-	-	-	8	8
Myron Cunningham, OL, Jr.	8	-	-	-	8	3	Dorian Gerald, DL, Sr.	2	2	-	-	3	-
Hayden Johnson, FB/TE, Sr.	1	-	-	7	8	1	LaDarius Bishop, DB, R-Fr.	2	-	-	-	2	-
Treyton Burks, WR, Fr.	7	-	-	-	7	-	Hayden Henry, LB, Jr.	-	1	-	-	1	-
Chase Harrell, TE, Sr.	2	-	4*	1*	7	1	Britto Tutt, DB, Sr.	-	1	-	-	1	-
Grayson Gunter, TE, Jr.	4	2	-	-	6	-							
Jordan Jones, WR, Jr.	-	-	6	-	6	-							
Austin Capps, OL, Sr.	6	0	0	0	6	1							
Noah Gatlin, OL, R-Fr.	-	2	-	-	2	-							
Kirby Adcock, OL, So.	1	1	-	-	2	-							
Shane Clenin, OL, So.	1	1	-	-	2	-							
Koilan Jackson, WR, So.	1	-	-	-	1	-							
John Stephen Jones, QB, R-Fr.	1	-	-	-	1	1							

EXPERIENCE ANALYSIS

The chart to the right shows Arkansas' offensive and defensive starting lineups over the last 12 years with numbers representing total starts by classes and percentages of total starts for the entire season.

Season	G	SR	JR	SO	FR	UpperCI%
2019	10 (2-8)	67 (30.5%)	45 (20.5%)	61 (27.7%)	47 (21.4%)	112 (50.9%)
2018	12 (2-10)	103 (39.2%)	86 (32.7%)	44 (16.7%)	30 (11.4%)	189 (71.2%)
2017	12 (4-8)	66 (25.0%)	108 (40.1%)	65 (24.6%)	25 (9.5%)	174 (65.9%)
2016	13 (7-6)	114 (39.9%)	82 (28.7%)	70 (24.5%)	20 (6.9%)	196 (68.5%)
2015	13 (8-5)	67 (23.4%)	143 (50.0%)	58 (20.3%)	18 (6.3%)	210 (73.4%)
2014	13 (7-6)	92 (32.2%)	72 (25.2%)	89 (31.1%)	33 (11.5%)	164 (57.3%)
2013	12 (3-9)	107 (40.5%)	59 (22.3%)	57 (21.6%)	41 (15.5%)	166 (66.7%)
2012	12 (4-8)	99 (37.5%)	87 (33.0%)	31 (11.7%)	46 (17.4%)	186 (70.5%)
2011	13 (11-2)	110 (38.5%)	97 (33.9%)	65 (22.7%)	14 (4.9%)	207 (72.4%)
2010	13 (10-3)	102 (35.7%)	107 (37.4%)	44 (15.4%)	33 (11.5%)	209 (73.1%)
2009	13 (8-5)	74 (25.9%)	83 (29.0%)	115 (40.2%)	14 (4.9%)	157 (54.9%)
2008	12 (5-7)	58 (22.0%)	64 (24.2%)	65 (24.6%)	77 (29.2%)	112 (46.2%)

GAME 11: LSU

GAME-BY-GAME BREAKDOWN

GAME	FINAL	SCORE BY QUARTER					FIRST DOWNS				RUSHING			PASSING			OFFENSE		PUNTING	FUMBLES	PENALTY	THIRD	TOTAL
	SCORE	1	2	3	4	OT	RU	PA	PN	TOT	ATT	YDS	TD	C-A-I	YDS	TD	ATT	YDS	NO-AVG	NO-LOST	NO-YDS	DOWNS	TOP
Portland St.	13	3	3	0	7	-	5	7	4	16	28	75	0	16-33-3	155	1	61	230	5-39.8	0-0	10-85	2/13	26:22
Arkansas	20	10	0	7	3	-	12	11	3	26	42	204	2	18-35-1	191	0	77	395	5-35.6	1-0	7-70	5/15	33:38
Arkansas	17	0	3	0	14	-	5	12	1	18	26	61	0	25-41-0	300	1	67	361	6-35.7	1-1	7-55	5/15	27:32
Ole Miss	31	7	3	7	14	-	11	10	2	23	53	237	2	16-24-0	259	2	77	483	4-49.5	2-2	5-60	8/15	32:28
Colorado St.	34	24	10	10	0	-	10	6	2	18	38	220	2	20-33-0	205	2	71	425	6-47.5	2-2	4-51	4/14	33:56
Arkansas	55	24	3	7	21	-	8	13	2	23	35	215	3	20-35-0	305	3	70	520	4-44.0	2-1	5-49	6/12	25:24
San Jose St.	31	7	17	0	7	-	5	19	3	27	24	101	2	32-49-1	402	2	73	503	5-41.6	2-0	9-85	4/12	30:54
Arkansas	24	7	0	3	14	-	7	16	3	26	32	131	0	28-50-5	356	3	82	487	3-41.0	0-0	6-62	6/15	29:06
Texas A&M	31	7	14	0	10	-	8	14	2	24	33	89	1	23-35-1	251	3	68	340	4-49.5	3-1	6-55	5/10	32:37
Arkansas	27	0	17	7	3	-	5	18	3	26	26	98	1	27-44-1	297	1	70	395	3-38.7	0-0	8-48	5/13	27:23
Arkansas	20	7	6	0	7	-	6	7	3	16	30	183	2	12-27-0	122	0	57	305	4-44.2	1-0	5-39	6/13	22:49
Kentucky	24	0	7	10	7	-	15	5	1	21	54	330	2	8-12-0	88	1	66	418	3-44.3	2-1	7-44	7/14	35:05
Auburn	51	17	0	14	20	-	13	10	1	24	51	298	3	13-19-0	193	4	70	491	2-47.0	1-1	5-45	7/13	30:25
Arkansas	10	0	0	10	0	-	4	7	3	14	28	52	0	19-40-2	182	1	68	234	6-36.8	2-2	4-34	4/16	29:35
Arkansas	7	0	0	0	7	-	5	5	3	13	30	106	0	11-26-3	107	1	56	213	6-39.0	1-1	0-0	3/12	25:26
Alabama	48	17	24	7	0	-	9	14	0	23	38	179	2	24-30-0	280	3	68	459	2-47.5	1-0	6-60	8/13	34:34
Mississippi St.	54	14	24	7	9	-	19	7	1	27	57	460	4	13-19-0	180	2	76	640	2-43.0	1-1	3-23	8/13	40:09
Arkansas	24	0	10	7	7	-	6	3	1	10	25	184	2	9-24-1	101	1	49	285	6-43.7	3-1	2-10	2/12	19:51
WKU	45	14	21	3	7	-	12	11	0	23	47	265	4	22-32-0	213	1	79	478	3-48.0	1-1	3-20	9/18	36:57
Arkansas	19	7	0	0	12	-	8	3	1	12	28	253	3	9-26-2	87	0	54	340	4-37.2	1-0	3-25	4/12	23:03
LSU																							
Arkansas																							
Missouri																							
Arkansas																							

GAME 11: LSU

ARKANSAS INDIVIDUAL SEASON-HIGHS

Rush Attempts	20	Rakeem Boyd, 9/14 vs. Colorado State
Yards Rushing	185	Rakeem Boyd, 11/9 vs. WKU
TD Rushes	2 (3x)	last Rakeem Boyd, 11/9 vs. WKU
Long Rush	86	Rakeem Boyd, 11/9 vs. WKU
Pass Attempts	50	Nick Starkel, 9/21 vs. San Jose State
Pass Completions	28	Nick Starkel, 9/21 at San Jose State
Yards Passing	356	Nick Starkel, 9/21 vs. San Jose State
TD Passes	3	Nick Starkel, 9/14 vs. Colorado State
Long Pass	62 (2x)	last Nick Starkel, 9/21 vs. San Jose State
Receptions	8 (2x)	last C. O'Grady, 9/28 vs. Texas A&M
Yards Receiving	115	Mike Woods, 9/21 vs. San Jose State
TD Receptions	1 (11x)	last Mike Woods, 11/2 vs. Miss. State
Long Reception	62 (2x)	last Mike Woods, 9/21 vs. San Jose State
Field Goals	2 (4x)	last C. Limpert, 10/12 at Kentucky
Long Field Goal	54	Connor Limpert, 9/14 vs. Colorado State
Punts	6 (4x)	last Sam Loy, 11/2 vs. Miss. State
Punting Avg.	44.2	Sam Loy, 10/12 at Kentucky
Long Punt	59	Sam Loy, 11/2 vs. Miss. State
Punts Inside 20	2 (6x)	last Sam Loy, 11/2 vs. Miss. State
Long Punt Return	32	Treyton Burks, 9/28 vs. Texas A&M
Long Kickoff Return	42	Treyton Burks, 11/2 vs. Miss. State
Tackles	13 (2x)	last Bumper Pool, 11/2 vs. Miss. State
Sacks	2.0 (3x)	Jamario Bell, 9/28 vs. Texas A&M
Tackles For Loss	2.0 (4x)	last Jamario Bell, 9/28 vs. Texas A&M
Interceptions	1 (4x)	last Kamren Curl, 9/21 vs. San Jose State

ARKANSAS TEAM GAME-HIGHS

Rushes	42	8/31 vs. Portland State
Yards Rushing	253	11/9 vs. WKU
Yards Per Rush	9.0	11/9 vs. WKU
TD Rushes	3 (2x)	last 11/9 vs. WKU
Pass Attempts	50	9/21 vs. San Jose State
Pass Completions	28	9/21 vs. San Jose State
Yards Passing	356	9/21 vs. San Jose State
Yards Per Pass Comp.	12.7	9/21 vs. San Jose State
TD Passes	3 (2x)	last 9/21 vs. San Jose State
Total Plays	82	9/21 vs. San Jose State
Total Offense	520	9/14 vs. Colorado State
Yards Per Play	7.4	9/14 vs. Colorado State
Points	55	9/14 vs. Colorado State
Sacks By	6	8/31 vs. Portland State
First Downs	26 (3x)	last 9/28 vs. Texas A&M
Penalties	8	last 9/28 vs. Texas A&M
Penalty Yards	70	8/31 vs. Portland State
Turnovers	5	9/21 vs. San Jose State
Interceptions By	3	8/31 vs. Portland State
Punts	6 (4x)	last 11/2 vs. Mississippi State
Punting Avg	44.2	10/12 at Kentucky
Long Punt	59	11/2 vs. Mississippi State
Punts inside 20	2 (6x)	last 11/2 vs. Mississippi State

ARKANSAS' LONGEST PLAYS

Rush	86	Rakeem Boyd, 11/9 vs. WKU
Pass	62	Starkel to Woods, 9/21 vs. San Jose State
Field Goal	54	Connor Limpert, 9/14 vs. Colorado State
Punt	56	Sam Loy, 9/14 vs. Colorado State
Punt Return	32	Treyton Burks, 9/28 vs. Texas A&M
Kickoff Return	42	Treyton Burks, 11/2 vs. Miss. State
Interception Return	29	Kamren Curl, 8/31 vs. Portland State
Fumble Return	69	Kamren Curl, 9/7 at Ole Miss

OPPONENT INDIVIDUAL SEASON-HIGHS

Rush Attempts	26	Scottie Phillips, 9/7 at Ole Miss
Yards Rushing	234	Kylin Hill, 11/2 vs. Miss. State
TD Rushes	3	Kylin Hill, 11/2 vs. Miss. State
Long Rush	75	Marvin Kinsey, 9/14 vs. Colorado State
Pass Attempts	49	Josh Love, 9/21 vs. San Jose State
Pass completions	32	Josh Love, 9/21 vs. San Jose State
Yards Passing	402	Josh Love, 9/21 vs. San Jose State
TD Passes	3 (3x)	last Mac Jones, 10/26 at Alabama
Long Pass	75	Patrick O'Brien, 9/14 vs. Colorado State
Receptions	12	Tre Walker, 9/21 vs. San Jose State
Yards Receiving	161	Tre Walker, 9/21 vs. San Jose State
TD Receptions	2 (4x)	last Jerry Jeudy, 10/26 at Alabama
Long Reception	75	Dante Wright, 9/14 vs. Colorado State
Field Goals	2 (4x)	last J. Christmann, 11/2 vs. Miss. State
Long Field Goal	50 (3x)	last Matt Ruffolo, 10/12 at Kentucky
Punts	6	Ryan Stonehouse, 9/14 Colorado State
Punting Avg.	49.5 (2x)	last Braden Mann, 9/28 vs. Texas A&M
Long Punt	59 (2x)	last J. Haggerty, 11/9 vs. WKU
Punts Inside 20	3	Braden Mann, 9/28 vs. Texas A&M
Long Punt Return	18	Josh Ali, 10/12 at Kentucky
Long Kickoff Return	32	A. Hawkins, 9/14 vs. Colorado State
Tackles	15	Romeo Gunt, 8/31 vs. Portland State
Sacks	2.0	Marlon Davidson, 10/19 vs. Auburn
Tackles for Loss	3.0	Marlon Davidson, 10/19 vs. Auburn
Interceptions	2	Bobby Brown II, 9/21 vs. San Jose State

OPPONENT TEAM GAME-HIGHS

Rushes	57	11/2 vs. Mississippi State
Yards Rushing	460	11/2 vs. Mississippi State
Yards per Rush	8.1	11/2 vs. Mississippi State
TD Rushes	4 (2x)	last 11/9 vs. WKU
Pass Attempts	49	9/21 vs. San Jose State
Pass Completions	32	9/21 vs. San Jose State
Yards Passing	402	9/21 vs. San Jose State
Yards per Pass Comp.	15.4	9/7 at Ole Miss
TD Passes	4	10/19 vs. Auburn
Total Plays	79	11/9 vs. WKU
Total Offense	640	11/2 vs. Mississippi State
Yards per Play	8.4	11/2 vs. Mississippi State
Points	54	11/2 vs. Mississippi State
Sacks By	3 (3x)	last 10/19 vs. Auburn
First Downs	27 (2x)	last 11/2 vs. Mississippi State
Penalties	10	8/31 vs. Portland State
Penalty Yards	85 (2x)	last 9/21 vs. San Jose State
Turnovers	3	8/31 vs. Portland State
Interceptions By	5	9/21 vs. San Jose State
Punts	6	9/14 vs. Colorado State
Punting Avg.	49.5 (2x)	last 9/28 vs. Texas A&M
Long Punt	59 (2x)	last 11/9 vs. WKU
Punts Inside 20	3	9/28 vs. Texas A&M

OPPONENT'S LONGEST PLAYS

Rush	75	Marvin Kinsey, 9/14 vs. Colorado State
Pass	75	Patrick O'Brien, 9/14 vs. Colorado State
Field Goal	50 (3x)	Matt Ruffolo, 10/12 at Kentucky
Punt	59 (2x)	last J. Haggerty, 11/9 vs. WKU
Punt Return	18	Josh Ali, 10/12 at Kentucky
Kickoff Return	32	A. Hawkins, 9/14 vs. Colorado State
Interception Return	84	Trevon Diggs, 10/26 at Alabama
Fumble Return	37	Christian Harris, 10/26 at Alabama

THE LAST TIME ARKANSAS . . .

RUSHING

Had 500+ yards rushing	vs. South Carolina, 2007 (542)
Had 400+ yards rushing	at Texas Tech, 2014 (438)
Had 400+ yards rushing in consecutive games	at Texas Tech, 2014 (438)
	vs. Nicholls, 2014 (495)
Had 300+ yards rushing	vs. Ole Miss, 2018 (300)
Had 300+ yards rushing in consecutive games	at Texas Tech, 2014 (438)
	vs. Nicholls, 2014 (495)
Had 300+ yards rushing in three consecutive games	at Alabama, 2007 (301)
	vs. Kentucky, 2007 (338)
	vs. North Texas, 2007 (446)
Had 300+ yards rushing in four consecutive games	vs. Troy, 2007 (350)
	at Alabama, 2007 (301)
	vs. Kentucky, 2007 (338)
	vs. North Texas, 2007 (446)
Had 250+ yards rushing	vs. Western Kentucky, 2019 (253)
Had 200+ yards rushing	vs. Western Kentucky, 2019 (253)
Had 200+ yards in consecutive games	vs. Coastal Carolina, 2017 (259) and at Ole Miss, 2017 (265)
Had 70+ rushing attempts	at Kentucky, 2003 (71)
Had 60+ rushing attempts	at Texas Tech, 2014 (68)
Had 50+ rushing attempts	vs. Tulsa, 2018 (53)
Had 7+ rushing TDs	at Texas Tech, 2014 (7)
Had 6+ rushing TDs	vs. UT Martin, 2015 (6)
Had 6+ rushing TDs in consecutive games	vs. Nicholls, 2014 (6)
	at Texas Tech, 2014 (7)
Had 5+ rushing TDs	at Mississippi State, 2016 (5)
Had 5+ rushing TDs in consecutive games	vs. Nicholls, 2014 (6)
	at Texas Tech, 2014 (7)
Had 4+ rushing TDs	vs. Missouri, 2017 (4)
Had 4+ rushing TDs in consecutive games	vs. UT Martin, 2015 (6) and vs. Auburn, 2015 (4)
Had 3+ rushing TDs	vs. Western Kentucky, 2019 (3)
Had 3+ rushing TDs in consecutive games	vs. Texas A&M, 2017 (3) and vs. New Mexico State, 2017 (3)
Had 3+ rushing TDs in three straight games	at Texas Tech, 2014 (7)
	vs. NIU, 2014 (3)
	vs. Texas A&M, 2014 (3)
Had 2+ players with 100 yards rushing	at Mississippi State, 2016 (Williams III - 205, Whaley - 112)
Had 3+ players with 100 yards rushing	vs. North Texas, 2007 (McFadden - 138, Jones - 132, Barnett - 105)

PASSING

Had 500+ yards passing	vs. Texas A&M, 2011 (510)
Had 400+ yards passing	vs. Alabama, 2016 (400)
Had 300+ yards passing	vs. San Jose State, 2019 (356)
Had 200+ yards passing	vs. Texas A&M, 2019 (297)
Had 50+ pass attempts	vs. San Jose State, 2019 (50)
Had 40+ pass attempts	vs. Auburn, 2019 (40)
Had 30+ pass attempts	vs. Auburn, 2019 (40)
Had 30+ pass completions	vs. Mississippi State, 2015 (30)
Had 25+ pass completions	vs. Texas A&M, 2019 (27)
Had 20+ pass completions	vs. Texas A&M, 2019 (27)
Had fewer than 10 pass completions	vs. TCU, 2017 (9)
Had 7+ passing TDs	vs. Mississippi State, 2015 (7)
Had 6+ passing TDs	vs. Mississippi State, 2015 (7)
Had 5+ passing TDs	vs. Mississippi State, 2015 (7)
Had 4+ passing TDs	vs. Eastern Illinois, 2018 (4)
Had 3+ passing TDs	vs. San Jose State, 2019 (3)
Had 5+ passes intercepted	vs. San Jose State, 2019 (5)
Had 4+ passes intercepted	vs. San Jose State, 2019 (5)
Had 3+ passes intercepted	vs. San Jose State, 2019 (5)

RECEIVING

Had two players with 100 yards receiving	at Ole Miss, 2015 (Morgan - 122, Reed - 105)
Had 10+ different receivers catch a pass	at Ole Miss, 2019 (10)
Had 9+ different receivers catch a pass	vs. Texas A&M, 2019 (9)
Had 8+ different receivers catch a pass	vs. Texas A&M, 2019 (9)
Had multiple players catch 7+ passes in a game	vs. Mississippi State, 2015 (2)
	(Morgan - 7 & Henry - 7)

COMBINATION OFFENSE

Had one 300-yard passer and one 100-yard rusher in a game	vs. Colorado State, 2019
	(Starkel - 305 pass & Boyd - 122 rush)
Had one 300-yard passer and one 200-yard rusher in a game	at Mississippi State, 2016
	(Allen - 303 pass & Williams III - 205 rush)
Had one 100-yard receiver and one 100-yard rusher in a game	at Missouri, 2016
	(Hatcher - 106 receiving & Williams III - 117 rush)
Had one 100-yard receiver and one 100-yard rusher in consecutive games	at Missouri, 2016
	(Hatcher - 106 receiving & Williams III - 117 rush)
Had one 200-yard rusher and one 100-yard receiver in a game	vs. South Carolina, 2006
	(McFadden - 219 rushing & Monk - 192 receiving)
Had one 150-yard rusher and one 150-yard receiver in a game	vs. Texas A&M, 2015
	(Collins - 151 rushing & Morgan - 155 receiving)
Had four different receivers catch a touchdown pass	at Mississippi State, 2015
	(Sprinkle - 3, Henry - 2, Morgan - 1, Cornelius - 1)
Had two 100-yard rushers	at Mississippi State, 2015
	(Williams III - 205 & Whaley - 112)

Had two 100-yard rushers in consecutive games	at Texas Tech, 2014 (Collins - 145 & Williams - 121)
	vs. Nicholls, 2014 (Collins - 143 & Williams - 131)
Had a 200-yard rusher and a 100-yard rusher in a game	at Mississippi State, 2015
	(Williams III - 205 & Whaley - 112)
Had two 150-yard rushers in a game	vs. South Carolina, 2007
	(McFadden - 321 & Jones - 166)
Had three 100-yard rushers in a game	vs. North Texas, 2007
	(McFadden - 138, Jones - 132 & Barnett - 105)
Had two 100-yard receivers in a game	at Ole Miss, 2015
	(Morgan - 122 & Reed - 105)

TOTAL OFFENSE

Had 700+ yards total offense	vs. North Texas, 2007 (713)
Had 600+ yards total offense	at Mississippi State, 2016 (663)
Had 550+ yards total offense	at Mississippi State, 2016 (663)
Had 500+ yards total offense	vs. Colorado State, 2019 (520)
Had 400+ yards total offense	vs. San Jose State, 2019 (487)
Had 500+ yards total offense in consecutive games	at Mississippi State, 2016 (661)
	at Missouri, 2016 (503)
Had 85+ plays total offense	at Missouri, 2016 (85)
Had 80+ plays total offense	vs. San Jose State, 2019 (82)
Had 75+ plays total offense	vs. San Jose State, 2019 (82)

SCORING

Scored 70+ points	vs. Nicholls, 2014 (73)
Scored 60+ points	vs. UT Martin, 2015 (63)
Scored 50+ points	vs. Colorado State, 2019 (55)
Scored 40+ points	vs. Colorado State, 2019 (55)
Scored 30+ points	vs. Colorado State, 2019 (55)
Scored 40+ points in three consecutive games	vs. Auburn, 2015 (54)
	vs. UT Martin, 2015 (63)
	at Ole Miss, 2015 (53)
Scored 30+ points in five consecutive games	vs. Auburn, 2015 (54)
	vs. UT Martin, 2015 (63)
	at Ole Miss, 2015 (53)
	at LSU, 2015 (31)
	vs. Mississippi State, 2015 (50)
Scored 40+ points in a half	vs. Nicholls, 2014 (56)
Scored 30+ points in a half	at Eastern Illinois, 2018 (38)
Scored 35+ points in a quarter	vs. Nicholls, 2014 (35)
Scored 28+ points in a quarter	vs. Eastern Illinois, 2018 (2nd-28)
Scored 50+ points in consecutive games	at Ole Miss, 2015 (53)
	vs. UT Martin, 2015 (63)
Scored 50+ points in three consecutive games	vs. Auburn, 2015 (54)
	at Ole Miss, 2015 (53)
	vs. UT Martin, 2015 (63)
Scored 50+ points in consecutive SEC games	vs. Auburn, 2015 (54)
	at Ole Miss, 2015 (53)
Both teams combined for 100+ points	at Mississippi State, 2016 (W, 58-42)
Allowed 60+ points	vs. Alabama, 2018 (65)
Allowed 50+ points	vs. Mississippi State, 2019 (54)
Allowed 40+ points	vs. Western Kentucky, 2019 (45)
Allowed 30+ points	vs. Western Kentucky, 2019 (45)
Was held scoreless	at Missouri, 2018 (38-0)
Was held scoreless at Donald W. Reynolds Razorback Stadium	vs. Alabama, 2012 (52-0)
Was held scoreless on the road	at Missouri, 2018 (38-0)
Was held scoreless at a neutral site	vs. Ole Miss, 1959 (28-0)
Won a game without a rushing TD	vs. Kansas State, 2011
Won a game without a passing TD	vs. Portland State, 2019
Won a game in the last 25 seconds of regulation with a TD	at Georgia, 2010
Won a game in the last 25 seconds of regulation with a field goal	at Ole Miss, 2017
Held opponent scoreless	vs. Tulsa, 2018 (23-0)
Held opponent scoreless at Donald W. Reynolds Razorback Stadium	vs. Tulsa, 2018 (23-0)
Held opponent scoreless on the road	at South Carolina, 2002 (23-0)
Held opponent without a touchdown	vs. Tulsa, 2018 (23-0)
Held opponent without an offensive touchdown	vs. Tulsa, 2018 (23-0)
Held two opponents scoreless in one season	vs. LSU, 2014 (17-0)
	vs. Ole Miss, 2014 (30-0)
Held three opponents scoreless in one season	vs. LSU, 1982 (38-0)
	vs. TCU, 1982 (35-0)
	vs. Texas A&M, 1982 (35-0)
Held an opponent scoreless in consecutive games	vs. LSU, 2014 (17-0)
	vs. Ole Miss, 2014 (30-0)
Held an SEC opponent scoreless	vs. Ole Miss, 2014 (30-0)
Held an SEC opponent scoreless in consecutive games	vs. LSU, 2014 (17-0)
	vs. Ole Miss, 2014 (30-0)
Held two SEC opponents scoreless in one season	vs. LSU, 2014 (17-0)
	vs. Ole Miss, 2014 (30-0)
Scored on the first offensive play of the game	vs. Nicholls, 2014 (Hatcher - 82-yard rush)
Scored on the first offensive series of the game	vs. Colorado State, 2019 (Knox 24-yd pass)
Scored a two-point conversion passing	vs. Coastal Carolina, 2017 (Cole Kelley to Jeremy Patton)
Scored a two-point conversion rushing	at Mississippi State, 2016 (Keon Hatcher rush)
Had three players with 2 TDs in a game	vs. Eastern Michigan, 2009 (Green - 2, Davis - 2 & Adams - 2)

THE LAST TIME ARKANSAS . . .

DEFENSE

Held opponent to 10 or fewer first downs: . . . vs. Florida A&M, 2017 (9)
 Held opponent to 0 or fewer yards rushing: . . . vs. Wisconsin, 2007 (-5)
 Held opponent to 25 or fewer yards rushing: . . . vs. New Mexico State, 2017 (11)
 Held opponent to 50 or fewer yards rushing: . . . at Colorado State, 2018 (40)
 Held opponent to 50 or fewer yards passing: . . . vs. Vanderbilt, 2010 (36)
 Held opponent to 100 or fewer yards rushing: . . . vs. Texas A&M, 2019 (89)
 Held opponent to 100 or fewer yards passing: . . . at Kentucky, 2019 (88)
 Held opponent to 200 or fewer yards total offense: . . . vs. Florida A&M, 2017 (175)
 Held opponent to 250 or fewer yards total offense: . . . vs. Portland State, 2019 (230)
 Held opponent to 300 or fewer yards total offense: . . . vs. Portland State, 2019 (230)
 Intercepted 5+ passes: . . . vs. Florida International, 2007 (5)
 Intercepted 4+ passes: . . . vs. Mississippi State, 2007 (4)
 Intercepted 3+ passes: . . . vs. Portland State, 2019 (3)
 Scored a safety: . . . vs. Toledo, 2015
 Scored a touchdown: . . . vs. Texas A&M, 2019 (DeJon Harris - FR)
 Recorded 8+ sacks: . . . at Auburn, 2012 (8)
 Recorded 7+ sacks: . . . at Auburn, 2012 (8)
 Recorded 6+ sacks: . . . vs. Portland State, 2019 (6)
 Recorded 5+ sacks: . . . vs. Portland State, 2019 (6)
 Recorded 4+ sacks: . . . vs. Texas A&M, 2019 (4)
 Had 3 players with 10+ tackles: . . . at Kentucky, 2019
 . . . Joe Foucha (11), DeJon Harris (10), Bumper Pool (10)

SPECIAL TEAMS

Returned a punt for a TD: . . . vs. Kansas State, 2011 (Adams - 51 yards)
 Returned two punts for TDs: . . . vs. Missouri State, 2011 (Adams - 61 yards, 69 yards)
 Returned a blocked punt for a TD: . . . vs. Eastern Michigan, 2009 (Armbrust - 1 yard)
 Returned a kickoff for a TD: . . . vs. Auburn, 2017 (Warren - 100)
 Returned a game-opening kickoff for a TD: . . . vs. Northern Illinois, 2014 (Marshall - 97)
 Returned a season-opening kickoff for a TD: . . . vs. Missouri State, 2009 (D. Johnson - 91 yards)
 Returned a blocked FG for a TD: . . . at Mississippi State, 2004 (Brown - 76 yards)
 Blocked one punt: . . . at Alabama, 2015 (Sprinkle)
 Punted 10+ times: . . . at Auburn, 2016 (10)
 Did not punt: . . . vs. Alcorn State, 2016
 Blocked a field goal: . . . vs. Alcorn State, 2016 (Dan Skipper)
 Had a punt blocked: . . . at Auburn, 2018 (Jordyn Peters)
 Scored on a fake punt: . . . vs. Texas A&M, 2014 (Sam Irwin-Hill - 51 yard rush)
 Scored on a fake field goal: . . . vs. UAB, 2014 (Sebastian Tretola 6 yard pass to Alan D'Appollonio)
 Had a field goal blocked: . . . vs. Kansas State, 2015/16 (Marquel Bryant)
 Blocked a PAT kick: . . . vs. Eastern Illinois, 2018 (Bumper Pool)
 Missed a kicking PAT: . . . at Alabama, 2017 (Connor Limpert)
 Had a kicking PAT blocked: . . . vs. Western Kentucky, 2019 (G. Britton)

MISCELLANEOUS

Had 35+ first downs: . . . at Ole Miss, 2015 (35)
 Had 30+ first downs: . . . vs. Kansas State, 2015 (30)
 Had 25+ first downs: . . . vs. Texas A&M, 2019 (26)
 Had 20+ first downs: . . . vs. Texas A&M, 2019 (26)
 Had 20+ passing first downs: . . . vs. Mississippi State, 2015 (21)
 Had 20+ rushing first downs: . . . at Texas Tech, 2014 (24)
 Had 15+ penalties: . . . vs. Air Force, 1975 (17)
 Had 10+ penalties: . . . vs. North Texas, 2018 (10)
 Had no penalties: . . . at Alabama, 2019
 Had 100+ yards in penalties: . . . vs. Texas A&M, 2011 (112)
 Had 35 minutes+ of possession time: . . . vs. Tulsa, 2018 (35:26)
 Was involved in an overtime game: . . . vs. Texas A&M, 2017 (L, 50-43)
 Defeated a ranked opponent: . . . vs. No. 10 Florida, 2016 (31-10)
 Defeated a ranked opponent on the road: . . . at No. 15 TCU, 2016 (41-38)
 Defeated ranked opponents in consecutive games: . . . at No. 18 Ole Miss, 2015 (53-52, OT)
 . . . at No. 9 LSU, 2015 (31-14)
 Won game on final offensive play: . . . at Ole Miss, 2017 (34-yard field goal)
 Zero sacks allowed in a game: . . . vs. Mississippi State, 2019
 Zero sacks allowed in consecutive games: . . . vs. Toledo, 2015
 . . . vs. Texas Tech, 2015
 Zero sacks allowed in three consecutive games: . . . vs. UTEP, 2015
 . . . vs. Toledo, 2015
 . . . vs. Texas Tech, 2015
 Came back from 15+ points down to win: . . . at Ole Miss, 2017 (down 24 - won 38-37)
 Recorded more points than plays: . . . vs. UT Martin, 2015 (63 points, 56 plays)

THE LAST TIME AN ARKANSAS PLAYER...

RUSHING

Rushed 40+ times:	DeCori Birmingham at Kentucky, 2003 (40)
Rushed 35+ times:	Michael Smith at Kentucky, 2008 (35)
Rushed 30+ times:	Alex Collins vs. Missouri, 2015 (30)
Rushed 25+ times:	Devwah Whaley at Colorado State, 2018 (26)
Rushed for 300+ yards:	Darren McFadden vs. South Carolina, 2007 (321)
Rushed for 250+ yards:	Darren McFadden vs. South Carolina, 2007 (321)
Rushed for 200+ yards:	Rawleigh Williams III at Mississippi State, 2016 (205)
Rushed for 175+ yards:	Rakeem Boyd vs. Western Kentucky, 2019 (185)
Rushed for 150+ yards:	Rakeem Boyd vs. Western Kentucky, 2019 (185)
Rushed for 125+ yards:	Rakeem Boyd vs. Western Kentucky, 2019 (185)
Rushed for 100+ yards:	Rakeem Boyd vs. Western Kentucky, 2019 (185)
Rushed for 100+ yards as a true freshman in his first career game:	Chase Hayden vs. Florida A&M, 2017 (120)
Rushed for 100+ yards (quarterback):	Matt Jones vs. Ole Miss, 2004 (126)
Rushed for 150+ yards in consecutive games:	Alex Collins at Texas Tech, 2015 (170)
	vs. Texas A&M, 2015 (151)
	at Tennessee, 2015 (154)
Rushed for 100+ yards in consecutive games:	Rakeem Boyd vs. Western Kentucky, 2019 (185)
	vs. Mississippi State, 2019 (114)
Rushed for 5+ touchdowns:	Alex Collins vs. UT Martin, 2015 (5)
Rushed for 4+ touchdowns:	Rawleigh Williams III at Mississippi State, 2016 (4)
Rushed for 3+ touchdowns:	Rawleigh Williams III at Mississippi State, 2016 (4)
Rushed for 3+ touchdowns (quarterback):	Matt Jones vs. New Mexico State, 2003 (3)
Rushed for 2+ touchdowns:	Rakeem Boyd vs. Western Kentucky, 2019 (2)
Had three players rush for touchdowns:	Hammonds (1), Whaley (1), Cantrell (1) and Kelley (1) vs. Coastal Carolina, 2017
Had four players rush for touchdowns:	Hammonds (1), Whaley (1), Cantrell (1) and Kelley (1) vs. Coastal Carolina, 2017
Had a run of 80+ yards:	Rakeem Boyd vs. Western Kentucky, 2019 (86)
Had a run of 70+ yards:	Rakeem Boyd vs. Western Kentucky, 2019 (86)
Had a run of 60+ yards:	Rakeem Boyd vs. Western Kentucky, 2019 (86)
Had a run of 50+ yards:	Rakeem Boyd vs. Western Kentucky, 2019 (86)
Had 2 TD runs of 50+ yards:	Rakeem Boyd vs. Western Kentucky, 2019 (86, 76)
Had multiple players with a run of 50+ yards:	Rawleigh Williams III (72) & Devwah Whaley (50) at Mississippi State, 2016

PASSING

Passed for 500+ yards:	Tyler Wilson vs. Texas A&M, 2011 (510)
Passed for 450+ yards:	Tyler Wilson vs. Texas A&M, 2011 (510)
Passed for 400+ yards:	Austin Allen vs. Alabama, 2016 (400)
Passed for 350+ yards:	Nick Starkel vs. San Jose State, 2019 (356)
Passed for 300+ yards:	Nick Starkel vs. San Jose State, 2019 (356)
Passed for 250+ yards:	Nick Starkel vs. San Jose State, 2019 (356)
Passed for 200+ yards:	Nick Starkel vs. San Jose State, 2019 (356)
Attempted 50+ passes:	Nick Starkel vs. San Jose State, 2019 (50)
Attempted 45+ passes:	Nick Starkel vs. San Jose State, 2019 (50)
Attempted 35+ passes:	Ben Hicks vs. Auburn, 2019 (39)
Attempted 30+ passes:	Ben Hicks vs. Auburn, 2019 (39)
Completed 25+ passes:	Nick Starkel vs. San Jose State, 2019 (28)
Completed 20+ passes:	Nick Starkel vs. San Jose State, 2019 (28)
Threw 4+ touchdown passes:	Brandon Allen vs. Mississippi State, 2015 (7)
Threw 3+ touchdown passes:	Nick Starkel vs. San Jose State, 2019 (3)
Threw 2+ touchdown passes:	Nick Starkel vs. Colorado State, 2019 (3)
Threw 2+ touchdown passes in consecutive games:	Austin Allen vs. Texas A&M, 2017 (2)
	vs. New Mexico State, 2017 (3)
Threw 5+ interceptions:	Nick Starkel vs. San Jose State, 2019 (5)
Threw 4+ interceptions:	Nick Starkel vs. San Jose State, 2019 (5)
Threw 3+ interceptions:	Nick Starkel at Alabama, 2019 (3)
Completed pass for 90+ yards:	Matt Jones at Tennessee, 2002 (92)
Completed pass for 80+ yards:	Tyler Wilson vs. Rutgers, 2012 (80)
Completed pass for 70+ yards:	Austin Allen vs. Texas State, 2016 (73)
Completed pass for 60+ yards:	Nick Starkel vs. San Jose State, 2019 (62)
Completed pass for 50+ yards:	Nick Starkel vs. San Jose State, 2019 (62)

RECEIVING

Caught 10+ passes:	Cobi Hamilton vs. LSU, 2012 (10)
Caught 9+ passes:	Drew Morgan at Ole Miss, 2015 (9)
Caught 8+ passes:	Cheyenne O'Grady vs. Texas A&M, 2019 (8)
Caught 7+ passes:	Cheyenne O'Grady vs. Texas A&M, 2019 (8)
Caught 10+ passes in consecutive games:	Cobi Hamilton vs. Tulsa, 2012 (11)
	vs. Ole Miss, 2012 (12)
Had 300+ yards receiving:	Cobi Hamilton vs. Rutgers, 2012 (303)
Had 200+ yards receiving:	Cobi Hamilton vs. Rutgers, 2012 (303)
Had 175+ yards receiving:	Cobi Hamilton vs. Tulsa, 2012 (177)
Had 150+ yards receiving:	Drew Morgan vs. Texas A&M, 2015 (155)
Had 100+ yards receiving:	Mike Woods vs. San Jose State, 2019 (115)
Had 100+ yards receiving in consecutive games:	Jordan Jones vs. Missouri, 2017 (122)
	vs. Eastern Illinois, 2018 (132)
Had 100+ yards receiving (tight end):	Hunter Henry vs. Mississippi State, 2015 (129)
Caught 3+ TD passes:	Jeremy Sprinkle vs. Mississippi State, 2015 (3)
Caught 2+ TD passes:	Cheyenne O'Grady vs. LSU, 2018 (2)
Caught 2+ TD passes (tight end):	Cheyenne O'Grady vs. LSU, 2018 (2)
2+ tight ends caught TD passes:	Hunter Henry (2) & Jeremy Sprinkle (3) vs. Mississippi State, 2015

TOTAL OFFENSE

Had 450+ yards total offense:	Tyler Wilson vs. Texas A&M, 2011 (481)
Had 400+ yards total offense:	Brandon Allen vs. Mississippi State, 2015 (411)
Had 350 yards+ total offense:	Nick Starkel vs. San Jose State, 2019 (364)
Had 300 yards+ total offense:	Nick Starkel vs. San Jose State, 2019 (364)
Had 100 yards both passing and rushing:	Matt Jones vs. Ole Miss, 2004 (Rushing - 126, Passing - 108)

SCORING

Accounted for 5+ touchdowns:	Rawleigh Williams III at Mississippi State, 2016 (5)
Accounted for 4+ touchdowns:	Ty Storey vs. Eastern Illinois, 2018 (4)
Accounted for 3+ touchdowns:	Nick Starkel vs. San Jose State, 2019 (3)
Scored 4+ touchdowns:	Rawleigh Williams III at Mississippi State, 2016 (5)
Scored 3+ touchdowns:	Rawleigh Williams III at Mississippi State, 2016 (5)
Scored 2+ touchdowns:	Rakeem Boyd vs. Western Kentucky, 2019 (2)
Multiple players score 2+ touchdowns:	Chase Hayden (2) and Jonathan Nance (2) vs. New Mexico State, 2017

DEFENSE

Intercepted 3+ passes:	Michael Grant vs. Louisiana-Monroe, 2006 (3)
Intercepted 2+ passes:	Dre Greenlaw vs. Texas A&M, 2018 (2)
Recovered 2+ fumbles:	Chevin Calloway vs. Eastern Illinois, 2018 (2)
Forced 2+ fumbles:	McTelvin Agim at Colorado State, 2018 (2)
Recorded 5+ sacks:	Wayne Martin vs. Ole Miss, 1988 (5.0)
Recorded 3+ sacks:	Chris Smith vs. Southern Miss, 2013 (3.0-22)
Recorded 2+ sacks:	Jamario Bell vs. Texas A&M, 2019 (2.0-11)
Recorded 5+ tackles for loss:	Jermaine Brooks vs. Auburn, 2001 (5-16)
Recorded 3+ tackles for loss:	McTelvin Agim vs. Tulsa, 2018 (3.5-18)
Recorded 20+ tackles:	Jerry Franklin at Mississippi State, 2010 (20)
Recorded 10+ tackles:	Bumper Pool, De'Jon Harris vs. Mississippi State, 2019 (13,12)
Recorded 10+ tackles in back-to-back games:	De'Jon Harris at Kentucky (10)
	vs. Auburn (10)
Recorded 10+ tackles in three straight games:	De'Jon Harris vs. Texas A&M, 2018 (16)
	vs. Alabama, 2018 (11)
	vs. Ole Miss, 2018 (13)
Recorded 15+ tackles in back-to-back games:	Tony Bua vs. Kentucky, 2003 (15)
	vs. South Carolina, 2003 (19)
Recorded 15+ tackles twice in one season:	Brooks Ellis vs. Alabama, 2015 (15)
	vs. Mississippi State, 2015 (15)
Returned an interception for a touchdown:	Santos Ramirez vs. Florida, 2016
Returned a fumble for a touchdown:	De'Jon Harris (6) vs. Texas A&M, 2019

SPECIAL TEAMS

Scored 10+ points kicking:	Connor Limpert vs. Colorado State, 2019 (13)
Made 5+ field goals:	Kendall Trainor vs. Texas A&M, 1988 (5)
Made 4+ field goals:	Connor Limpert vs. Ole Miss, 2018 (4)
Made two field goals of 50+ yards:	Steve Little vs. Oklahoma State, 1976 (53 & 57)
Made one field goal of 50+ yards:	Connor Limpert vs. Colorado State, 2019 (54)
Kicked a punt of 70+ yards:	Sam Irwin-Hill vs. South Carolina, 2013 (79)
Kicked a punt of 60+ yards:	Reid Bauer vs. Ole Miss, 2018 (64)
Punted 10+ times:	Toby Baker at Auburn, 2016 (10)
Totaled 175+ kick return yards:	DeCori Birmingham vs. Alabama, 2002 (197)
Totaled 150+ kick return yards:	Dennis Johnson at Texas, 2008 (150)
Totaled 100+ kick return yards:	Treyton Burks vs. Mississippi State, 2019 (134)
Totaled 50+ punt return yards:	D.J. Dean vs. Nicholls, 2014 (94)

THE LAST TIME AN OPPONENT ...

RUSHING

Had 500+ yards rushing:	at Auburn, 2016 (543)
Had 400+ yards rushing:	Mississippi State, 2019 (460)
Had 300+ yards rushing:	Mississippi State, 2019 (460)
Had 200+ yards rushing:	Western Kentucky, 2019 (265)
Had 70+ rushing attempts:	at Mississippi State, 2010 (70)
Had 60+ rushing attempts:	Missouri, 2017 (60)
Had 50+ rushing attempts:	Mississippi State, 2019 (57)
Had 7+ rushing TDs:	at Auburn, 2016 (7)
Had 6+ rushing TDs:	at Auburn, 2016 (7)
Had 5+ rushing TDs:	Auburn, 2017 (5)
Had 4+ rushing TDs:	Western Kentucky, 2019 (4)

PASSING

Had 500+ yards passing:	Mississippi State, 2015 (508)
Had 400+ yards passing:	San Jose State, 2019 (402)
Had 300+ yards passing:	San Jose State, 2019 (402)
Had 200+ yards passing:	Western Kentucky, 2019 (213)
Had 60+ pass attempts:	Louisiana-Monroe, 2012 (68)
Had 50+ pass attempts:	at Colorado State, 2018 (50)
Had 40+ pass attempts:	San Jose State, 2019 (49)
Had 30+ pass attempts:	Western Kentucky, 2019 (32)
Had 40+ pass completions:	Louisiana-Monroe, 2012 (42)
Had 30+ pass completions:	San Jose State, 2019 (32)
Had 25+ pass completions:	San Jose State, 2019 (32)
Had 20+ pass completions:	Western Kentucky, 2019 (22)
Had 5+ passing TDs:	at Mississippi State, 2018 (5)
Had 4+ passing TDs:	Auburn, 2019 (4)
Had 3+ passing TDs:	at Alabama, 2019 (3)

RECEIVING

Had two players with 100-yards receiving in a game:	Alabama, 2018 (Jerry Jeudy, 135 - Irv Smith Jr., 123)
Had 4+ players catch 5+ passes:	at TCU, 2016 (Kyle Hicks - 8, K. Turpin - 7, Ty Slanina - 7 & Desmond White - 5)
Had 3+ players catch 5+ passes:	Missouri, 2017 (J'Mon Moore - 10, Al Okwuegbunam - 5, Nate Brown - 5)
Had 10+ players catch a pass:	Mississippi State, 2019 (10)
Had 8+ players catch a pass:	Mississippi State, 2019 (10)

TOTAL OFFENSE

Had 700+ yards total offense:	at Southern California, 2005 (736)
Had 650+ yards total offense:	Missouri, 2017 (696)
Had 600+ yards total offense:	Mississippi State, 2019 (640)
Had 550+ yards total offense:	Mississippi State, 2019 (640)
Had 500+ yards total offense:	Mississippi State, 2019 (640)
Had 400+ yards total offense:	Western Kentucky, 2019 (478)
Had 100+ plays total offense:	Missouri, 2017 (102)
Had 90+ plays total offense:	Missouri, 2017 (102)
Had 80+ plays total offense:	Eastern Illinois, 2018 (81)
Had 75+ plays total offense:	Western Kentucky, 2019 (79)

SCORING

Scored 70+ points:	at Southern California, 2005 (70)
Scored 60+ points:	Alabama, 2018 (65)
Scored 50+ points:	Mississippi State, 2019 (54)
Scored 40+ points:	Mississippi State, 2019 (54)
Scored 30+ points:	Mississippi State, 2019 (54)
Scored a two-point conversion rushing:	at LSU, 2007
Scored a two-point conversion passing:	at Colorado State, 2018
Failed on a two-point conversion attempt:	Mississippi State, 2019

TURNOVERS

Had 5+ fumbles:	Eastern Illinois, 2018 (6, lost 5)
Had 4+ fumbles lost:	Eastern Illinois, 2018 (5)
Had 3+ fumbles lost:	Eastern Illinois, 2018 (5)
Committed 5+ turnovers:	Eastern Illinois, 2018 (5)
Did not commit a turnover:	Alabama, 2019
Intercepted 8+ Arkansas passes:	at SMU, 1951 (8)
Intercepted 7+ Arkansas passes:	at SMU, 1951 (8)
Intercepted 6+ Arkansas passes:	North Texas, 2018 (6)
Intercepted 5+ Arkansas passes:	San Jose State, 2019 (5)
Intercepted 4+ Arkansas passes:	San Jose State, 2019 (5)
Intercepted 3+ Arkansas passes:	at Alabama, 2019 (3)
Returned an interception for a touchdown:	Mississippi State, 2019
Returned a fumble for a touchdown:	at Missouri, 2018

DEFENSE

Held Arkansas to 10 or fewer first downs:	at Alabama, 2015 (10)
Recorded 9+ sacks:	Oklahoma, 2001 (9.0-55)
Recorded 8+ sacks:	Oklahoma, 2001 (9.0-55)
Recorded 7+ sacks:	Alabama, 2016 (7.0-53)
Recorded 6+ sacks:	vs. Auburn, 2017 (6.0-34)
Scored a safety:	at Auburn, 2008
Held Arkansas to 50 or fewer yards rushing:	LSU, 2018 (16)
Held Arkansas to 25 or fewer yards rushing:	LSU, 2018 (16)
Held Arkansas to 100 or fewer yards passing:	at Texas Tech, 2014 (61)
Held Arkansas to 50 or fewer yards passing:	South Carolina, 2013 (30)
Held Arkansas to 300 or less yards total offense:	Mississippi State, 2019 (285)
Held Arkansas to 200 or less yards total offense:	at Missouri, 2018 (187)
Held Arkansas to 100 or fewer yards both rushing & passing:	Alabama, 2012 (Rush - 58, Pass - 79)

SPECIAL TEAMS

Returned a punt for a TD:	North Texas, 2018
Returned a kickoff for a TD:	vs. Texas A&M, 2018
Punted 10+ times:	Chattanooga, 2007 (12)
Punted 10+ times in consecutive games:	North Texas, 2007 (10)
Did not punt:	Chattanooga, 2007 (12)
Missed a kicking PAT:	Alabama, 2018
Missed two kicking PATs:	Auburn, 2019
Blocked a field goal:	at LSU, 2017
Blocked a punt:	Kansas State, 2015
	at Auburn, 2018

MISCELLANEOUS

Had 30+ first downs:	Ole Miss, 2018 (32)
Had 10+ penalties:	Portland State, 2019 (10)
Had 100+ yards in penalties:	North Texas, 2018 (102)
Had 35+ minutes of possession time:	Western Kentucky, 2019 (36:57)
Had two 100-yard rushers and one 100-yard receiver:	Texas A&M, 2017 (Kellen Mond - 109 rushing, Keith Ford - 102 rushing & Christian Kirk - 110 receiving)
Had one 100-yard rusher and one 100-yard receiver:	Western Kentucky, 2019 (G. Walker - 129 rushing & J. Pearson - 120 receiving)
Had one 100-yard rusher and two 100-yard receivers:	Alabama, 2018 (Damien Harris - 111 rushing, Jerry Jeudy - 135 receiving & Irv Smith Jr. - 123 receiving)

LAST TIME AN INDIVIDUAL OPPONENT ...

INDIVIDUAL RUSHING

Rushed 40+ times:	Travis Stephens (41), Tennessee (2001)
Rushed 35+ times:	Ish Witter (39), Missouri (2017)
Rushed 30+ times:	Ish Witter (39), Missouri (2017)
Rushed for 200+ yards:	Kylin Hill (234), Mississippi State (2019)
Rushed for 175+ yards:	Kylin Hill (234), Mississippi State (2019)
Rushed for 150+ yards:	Kylin Hill (234), Mississippi State (2019)
Rushed for 125+ yards:	Gaej Walker (129), Western Kentucky (2019)
Rushed for 100+ yards:	Gaej Walker (129), Western Kentucky (2019)
Rushed for 4+ touchdowns:	Nick Fitzgerald (4), Mississippi State (2016)
Rushed for 3+ touchdowns:	Kylin Hill (3), Mississippi State (2019)
Had a run of 80+ yards:	Johnathon Johnson (82), Missouri (2016)
Had a run of 70+ yards:	Marvin Kinsey (75), Colorado State (2019)
Had a run of 60+ yards:	Kylin Hill (62), Mississippi State (2019)
Had a run of 50+ yards:	Kylin Hill (58), Mississippi State (2019)

INDIVIDUAL PASSING

Passed for 500+ yards:	Dak Prescott (508), Mississippi State (2015)
Passed for 450+ yards:	Dak Prescott (508), Mississippi State (2015)
Passed for 400+ yards:	Josh Love (402), San Jose State (2019)
Passed for 300+ yards:	Josh Love (402), San Jose State (2019)
Attempted 60+ passes:	Kolton Browning (67), Louisiana-Monroe (2012)
Attempted 50+ passes:	Kenny Hill (56), TCU (2016)
Attempted 40+ passes:	Josh Love (49), San Jose State (2019)
Completed 40+ passes:	Kolton Browning (42), Louisiana-Monroe (2012)
Completed 30+ passes:	Josh Love (32), San Jose State (2019)
Completed 20+ passes:	Ty Storey (22), Western Kentucky (2019)
Threw 5+ touchdown passes:	Drew Lock (5), Missouri (2017)
Threw 4+ touchdown passes:	Nick Fitzgerald (4), at Mississippi State (2018)
Threw 3+ touchdown passes:	Mac Jones (3), at Alabama (2019)
Completed a pass for 90+ yards:	Trevor Knight (92), Texas A&M (2016)
Completed a pass for 80+ yards:	Kellen Mond (81), Texas A&M (2017)
Completed a pass for 70+ yards:	Patrick O'Brien (75), Colorado State (2019)
Completed a pass for 60+ yards:	Ty Storey (69), Western Kentucky (2019)

INDIVIDUAL RECEIVING

Caught 15+ passes:	Willie Goshu (17), Auburn (1995)
Caught 10+ passes:	J. Pearson (10), Western Kentucky (2019)
Caught 7+ passes:	J. Pearson (10), Western Kentucky (2019)
Had 200+ yards receiving:	Jamaye Smith (208), Mississippi State (2007)
Had 150+ yards receiving:	Tre Walker (161), San Jose State (2019)
Had 100+ yards receiving:	J. Pearson (120), Western Kentucky (2019)
Caught 3+ TD passes:	A. Hollins (3), Eastern Illinois (2018)
Caught 2+ TD passes:	Jerry Jeudy (2), at Alabama (2019)

INDIVIDUAL TOTAL OFFENSE

Had 400+ yards total offense:	Jordan Ta'amu (528; Pass - 387, Rush - 141), Ole Miss (2018)
Had 300+ yards total offense:	Josh Love (393; Pass - 402, Rush - (-9)), San Jose State (2019)
Had 100 yards both passing and rushing:	Jordan Ta'amu (528; Pass - 387, Rush - 141), Ole Miss (2018)

INDIVIDUAL SCORING

Accounted for 6+ touchdowns:	Nick Fitzgerald (Mississippi State), 2016 (6)
Accounted for 5+ touchdowns:	Nick Fitzgerald (Mississippi State), 2018 (5)
Accounted for 4+ touchdowns:	Bo Nix (Auburn), 2018 (3 pass, 1 rush)
Scored 4+ touchdowns:	Peyton Barber (Auburn), 2015 (4)
Scored 3+ touchdowns:	Kylin Hill (Mississippi State), 2019 (3)

INDIVIDUAL DEFENSE

Intercepted 3+ passes:	Minkah Fitzpatrick (3), Alabama (2016)
Intercepted 2+ passes:	Bobby Brown II (2), San Jose State (2019)
Recorded 3+ sacks:	Jordan Elliott (3.0), at Missouri (2018)
Recorded 2+ sacks:	Marlon Davidson (2.0), Auburn (2019)

SPECIAL TEAMS

Kicked 5+ field goals:	Dan Nystrom (5-5), Minnesota (2002)
Kicked four field goals:	Wyatt Bryan (4-4), at Colorado State (2018)
Returned a punt for a TD:	Keegan Brewer, North Texas (2018)
Returned a kick for a TD:	Jashaun Corbin, vs. Texas A&M (2018)

LAST TIME AN INDIVIDUAL OPPONENT ...

100-YARD RUSHING GAMES (9)

Player	Date	Rushes	Yards	TDs
Rawleigh Williams III	11/19/16	16	205	4
Devwah Whaley	11/19/16	19	112	1
Knile Davis	11/20/10	30	187	2
Darren McFadden	11/19/05	21	165	2
De'Arrius Howard	11/20/04	29	125	1
Cedric Cobbs	11/22/03	30	150	2
De'Arrius Howard	11/23/02	25	121	0
Matt Jones	11/17/01	10	131	0
Cedric Cobbs	11/17/01	18	101	3

300-YARD PASSING GAMES (6)

Player	Date	C-A	Yards	TDs
Austin Allen	11/19/16	18-25	303	2
Brandon Allen	11/21/15	30-43	406	7
Tyler Wilson	11/19/11	32-43	365	3
Ryan Mallett	11/20/10	17-26	305	3
Ryan Mallett	11/21/09	18-34	313	5
Nathan Dick	11/22/08	25-43	333	3

100-YARD RECEIVING GAMES (7)

Player	Date	Rec.	Yards	TDs
Hunter Henry	11/21/15	7	129	2
Hunter Henry	11/1/14	7	110	0
Chris Gragg	11/19/11	8	119	1
Jarius Wright	11/20/10	2	105	1
Cobi Hamilton	11/21/09	3	131	2
Lucas Miller	11/22/08	10	201	1
Cedric Washington	11/20/04	5	101	0

TOTALS

100-Yard Rushing Games (Players): 9 (7)

300-Yard Passing Games (Players): 6 (5)

100-Yard Receiving Games (Players): 7 (6)

GAME 11: LSU

ARKANSAS BIG PLAYS FROM SCRIMMAGE

Opponent	Rushing					Passing			
	10-19	20-29	30-39	40-49	50+	20-29	30-39	40-49	50+
Portland State	6	1	0	0	0	2	1	0	0
at Ole Miss	4	0	0	0	0	3	1	2	0
Colorado State	2	2	0	0	1	3	1	0	1
San Jose State	4	0	0	0	0	1	1	1	1
vs. Texas A&M	4	1	0	0	0	3	1	0	0
at Kentucky	2	1	0	0	1	1	0	0	0
Auburn	2	0	0	0	0	0	0	1	0
at Alabama	3	0	0	0	0	1	0	0	0
Mississippi State	2	2	0	0	1	1	1	0	0
WKU	1	1	0	0	2	1	0	0	0
at LSU									
Missouri									
TOTAL	30	8	0	0	5	16	6	4	2

OPPONENT BIG PLAYS FROM SCRIMMAGE

Opponent	Rushing					Passing			
	10-19	20-29	30-39	40-49	50+	20-29	30-39	40-49	50+
Portland State	2	2	0	0	0	0	1	0	0
at Ole Miss	3	4	0	0	0	4	0	1	0
Colorado State	1	0	0	0	1	1	1	0	1
San Jose State	4	1	0	0	0	3	1	0	1
vs. Texas A&M	5	0	0	0	0	1	1	0	0
at Kentucky	6	5	0	0	1	0	1	0	0
Auburn	6	1	1	0	1	2	0	1	0
at Alabama	3	1	1	0	0	1	0	2	0
Mississippi State	4	2	1	1	2	1	1	1	0
WKU	3	1	2	0	0	2	0	0	1
at LSU									
Missouri									
TOTAL	37	17	5	1	5	15	7	5	3

FIRST DOWN GAME LOG

Arkansas					Opponents				
Opponent	Rush	Pass	Penalty	Total	Opponent	Rush	Pass	Penalty	Total
Portland State	12	11	3	26	Portland State	5	7	4	16
at Ole Miss	5	12	1	18	at Ole Miss	11	10	2	23
Colorado State	8	13	2	23	Colorado State	10	6	2	18
San Jose State	7	16	3	26	San Jose State	5	19	3	27
vs. Texas A&M	5	18	3	26	vs. Texas A&M	8	14	2	24
at Kentucky	6	7	3	16	at Kentucky	15	5	1	21
Auburn	4	7	3	14	Auburn	13	10	1	24
at Alabama	5	5	3	13	at Alabama	9	14	0	23
Mississippi State	6	3	1	10	Mississippi State	19	7	1	27
WKU	8	3	1	12	WKU	12	11	0	23
at LSU					at LSU				
Missouri					Missouri				
TOTAL	64	95	23	184	TOTAL	107	103	16	226

TURNOVER CHART

Takeaways					Giveaways				
Opponent	Fumbles	Interceptions	Total	Pts Off	Fumbles	Interceptions	Total	Points Off	Margin
Portland State	0	3	3	0	0	1	1	0	+2
at Ole Miss	2	0	2	0	1	0	1	0	+1
Colorado State	2	0	2	10	1	0	1	7	+1
San Jose State	0	1	1	0	0	5	5	7	-4
vs. Texas A&M	1	1	2	7	0	1	1	0	+1
at Kentucky	1	0	1	3	0	0	0	0	+2
Auburn	1	0	1	7	2	2	4	14	-3
at Alabama	0	0	0	0	1	3	4	24	-4
Mississippi State	1	0	1	3	1	1	2	7	-1
WKU	1	0	1	0	0	2	2	14	-1
at LSU									
Missouri									
TOTAL	9	5	14	30	6	15	21	73	-7

DRIVE SUPERLATIVES

Longest Drive

By No. of Plays
By No. of Yards
By Time of Possession

Arkansas

16 (77 yards, 7:30) vs. Auburn, FG
86 (2 plays, 0:18) vs. WKU, TD
7:34 (13 plays, 85 yards) at Alabama, TD

Opponents

16 (59 yards, 7:42) vs. WKU, TD
89 (15 plays, 9:20) at Alabama, Downs
9:38 (7 plays, 67 yards) vs. WKU, FG

Shortest Drive

By No. of Plays
By No. of Yards
By Time of Possession

Arkansas

19x (-2 yards, 0:19) vs. WKU, End of Half
-9 (3 plays, 0:26) at Kentucky, Punt
0:04 (1 play, -1 yards) vs. Colorado State, End of Half

Opponents

14x (14 yards, 0:07) at Alabama, TD
-18 (3 plays, 2:51) vs. Colorado State, Punt
0:06 (1 play, -12 yards) vs. Texas A&M, Fumble

Scoring Drive Breakdown

Yardage	ARKANSAS		OPPONENT	
	TD	FG	TD	FG
No drive	3	-	3	-
Neg. Yards	-	-	-	-
0-9	-	1	-	-
10-19	-	-	1	1
20-29	1	3	2	-
30-39	-	2	1	1
40-49	2	2	5	6
50-59	1	2	3	2
60-69	4	1	9	3
70-79	8	1	19	1
80-89	8	-	4	-
90-99	-	-	-	-
TOTALS	27	12	46	14

Game-Opening Drives

OPP	ARKANSAS			OPPONENTS		
	PTS	ISTS	YDS	PTS	ISTS	YDS
Portland St.	3	3	54	3	1	42
at Ole Miss	0	0	3	0	0	7
Colorado St.	7	3	75	7	1	75
San Jose St.	0	0	5	7	3	75
vs. Texas A&M	0	3	41	0	2	22
at Kentucky	7	1	75	0	2	35
Auburn	0	0	4	7	1	22
at Alabama	0	1	27	3	5	69
Mississippi St.	0	1	25	7	2	87
WKU	0	0	5	7	3	42
at LSU						
Missouri						
TOTALS	17	12	314	41	55	376

Second Half-Opening Drives

OPP	ARKANSAS			OPPONENTS		
	PTS	ISTS	YDS	PTS	ISTS	YDS
Portland St.	0	1	20	0	2	9
at Ole Miss	0	0	9	0	1	29
Colorado St.	7	4	75	3	5	72
San Jose St.	0	2	44	0	2	37
vs. Texas A&M	7	4	84	0	0	1
at Kentucky	0	0	6	3	3	45
Auburn	3	4	77	0	0	9
at Alabama	0	0	5	7	3	64
Mississippi St.	0	0	7	7	2	66
WKU	0	0	0	0	0	7
at LSU						
Missouri						
TOTALS	17	15	327	13	16	272

Three & Out Drives

	ARKANSAS	OPPONENT
	THREE-&OUTS/DRIVES	THREE-&OUTS/DRIVES
Portland State	1/12 (8.3%)	2/11 (18.2%)
at Ole Miss	3/12 (25.0%)	2/14 (14.3%)
Colorado State	3/15 (20.0%)	6/15 (40.0%)
San Jose State	3/14 (21.4%)	2/15 (13.3%)
vs. Texas A&M	2/11 (18.2%)	3/12 (25.0%)
at Kentucky	2/10 (20.0%)	2/10 (20.0%)
Auburn	5/14 (35.7%)	2/14 (14.3%)
at Alabama	4/12 (33.3%)	0/11 (0.0%)
Mississippi State	4/13 (30.8%)	2/11 (18.2%)
WKU	3/12 (35.0%)	1/10 (10.0%)
at LSU		
Missouri		
TOTALS	30/125 (24.0%)	22/123 (17.9%)

ARKANSAS DRIVE CHARTS

Portland State

Qtr.	Time	Start	Pl-Yds	TOP	Result
1st	13:09	AR30	9-24	3:29	*FIELD GOAL
1st	07:31	AR36	10-64	4:15	*TOUCHDOWN
2nd	14:07	AR27	3-2	1:38	punt
2nd	09:10	AR20	10-40	5:33	punt
2nd	02:46	PS18	3-4	1:23	interception
2nd	00:34	AR35	4-49	0:34	end of half
3rd	15:00	AR35	5-20	2:06	punt
3rd	08:38	AR44	4-19	1:13	punt
3rd	07:17	AR33	12-67	4:57	*TOUCHDOWN
3rd	00:53	AR29	12-63	5:09	*FIELD GOAL
4th	04:14	AR25	6-40	3:10	punt
4th	00:11	PS38	1-(-2)	0:11	end of half

at Ole Miss

Qtr.	Time	Start	Pl-Yds	TOP	Result
1st	14:21	AR31	3-3	1:05	punt
1st	08:34	AR19	8-33	3:48	punt
1st	02:08	AR38	6-12	3:06	punt
2nd	11:30	AR45	7-36	3:11	*FIELD GOAL
2nd	06:34	AR09	3-0	1:04	punt
2nd	02:18	AR27	7-48	1:28	missed fg
3rd	14:56	AR12	3-9	2:38	punt
3rd	09:31	RA27	9-44	3:58	downs
3rd	02:33	AR17	5-41	1:44	fumble
4th	11:09	AR25	6-10	2:01	punt
4th	05:58	AR41	5-39	1:00	downs
4th	03:27	AR19	7-81	2:06	*TOUCHDOWN

OPPONENT DRIVE CHARTS

Portland State

Qtr.	Time	Start	Pl-Yds	TOP	Result
1st	15:00	PS25	6-42	1:51	*FIELD GOAL
1st	09:40	PS25	3-(-2)	2:09	punt
1st	03:16	PS25	11-45	4:09	*FIELD GOAL
2nd	12:29	PS35	6-24	3:19	punt
2nd	03:37	PS20	3-(-2)	0:51	interception
2nd	01:23	PS22	4-15	0:49	punt
3rd	12:54	PS12	8-9	4:16	punt
3rd	07:25	PS20	1-0	0:08	interception
3rd	02:20	PS25	3-8	1:27	punt
4th	10:44	PS25	14-75	6:30	*TOUCHDOWN
4th	01:04	PS03	4-26	0:53	interception

at Ole Miss

Qtr.	Time	Start	Pl-Yds	TOP	Result
1st	15:00	OM25	3-7	0:39	punt
1st	13:16	OM15	13-85	4:35	*TOUCHDOWN
1st	04:46	OM24	7-38	2:38	downs
2nd	14:02	OM15	6-23	2:32	punt
2nd	08:19	OM25	5-17	1:45	punt
2nd	05:30	AR47	7-31	3:06	*FIELD GOAL
2nd	00:50	OM25	2-9	0:50	half
3rd	12:18	OM44	7-29	2:47	fumble
3rd	05:33	OM29	8-71	2:59	*TOUCHDOWN
3rd	00:49	OM42	5-27	2:18	fumble
4th	13:26	OM26	5-74	2:17	*TOUCHDOWN
4th	09:08	OM34	5-66	3:05	*TOUCHDOWN
4th	04:58	OM20	3-9	1:31	punt
4th	01:21	AR44	2-(-3)	1:21	half

ARKANSAS DRIVE CHARTS

Colorado State

Qtr.	Time	Start	Pl-Yds	TOP	Result
1st	14:42	AR25	5-75	1:42	*TOUCHDOWN
1st	11:28	AR18	11-82	3:34	*TOUCHDOWN
1st	06:19	AR25	2-75	0:20	*TOUCHDOWN
1st	03:27	AR36	6-28	2:25	*FIELD GOAL
2nd	14:54	CS38	9-34	3:13	*FIELD GOAL
2nd	09:55	AR34	2-6	0:29	fumble
2nd	07:31	AR30	3-4	1:20	punt
2nd	04:41	AR30	5-14	2:00	punt
2nd	00:04	AR25	1-(-1)	0:04	end of half
3rd	15:00	AR25	8-75	1:53	*TOUCHDOWN
3rd	05:45	AR25	3-6	1:35	punt
3rd	02:26	AR25	3-5	1:56	punt
4th	11:35	AR32	9-68	2:43	*TOUCHDOWN
4th	07:42	AR26	4-74	2:10	*TOUCHDOWN
4th	00:40	AR39	1-(-2)	0:40	end of game

San Jose State

Qtr.	Time	Start	Pl-Yds	TOP	Result
1st	12:44	AR36	3-5	1:16	punt
1st	10:14	AR34	10-60	3:25	downs
1st	02:25	AR28	4-72	1:18	*TOUCHDOWN
1st	00:32	AR34	3-11	0:47	interception
2nd	14:18	AR21	14-56	5:57	downs
2nd	06:09	AR26	3-4	1:15	punt
2nd	01:06	AR25	6-30	0:57	interception
3rd	15:00	AR25	7-44	2:17	interception
3rd	10:45	AR50	7-42	2:19	interception
3rd	07:01	AR45	6-26	2:00	*FIELD GOAL
3rd	01:19	AR20	9-80	3:09	*TOUCHDOWN
4th	10:31	AR20	3-7	1:22	punt
4th	05:51	AR20	7-80	2:55	*TOUCHDOWN
4th	01:13	AR27	1-0	0:09	interception

vs. Texas A&M

Qtr.	Time	Start	Pl-Yds	TOP	Result
1st	15:00	AR25	7-41	2:43	missed fg
1st	09:51	AR14	6-19	3:04	punt
1st	02:56	AR25	10-47	3:41	*FIELD GOAL
2nd	09:48	AR25	10-72	4:12	interception
2nd	03:16	TAMU41	4-41	1:21	*TOUCHDOWN
2nd	00:08	AR25	1-(-1)	0:08	end of half
3rd	13:11	AR16	8-84	2:37	*TOUCHDOWN
3rd	08:55	AR08	3-3	0:49	punt
3rd	03:43	AR12	3-(-10)	1:52	punt
4th	12:21	AR25	11-53	3:35	*FIELD GOAL
4th	03:52	AR25	12-56	3:21	downs

at Kentucky

Qtr.	Time	Start	Pl-Yds	TOP	Result
1st	15:00	AR25	2-75	0:42	*TOUCHDOWN
1st	08:57	AR06	11-44	4:39	punt
1st	01:47	UK32	8-22	1:50	*FIELD GOAL
2nd	09:46	AR29	10-45	3:58	*FIELD GOAL
2nd	00:50	AR23	2-8	0:50	end of half
3rd	09:02	AR25	3-6	1:29	punt
3rd	05:32	AR13	3-(-9)	0:26	punt
3rd	01:50	AR25	6-25	3:37	punt
4th	11:27	UK29	3-29	0:52	*TOUCHDOWN
4th	06:49	AR18	11-60	4:17	downs

Auburn

Qtr.	Time	Start	Pl-Yds	TOP	Result
1st	15:00	AR25	3-(-3)	1:20	fumble
1st	12:38	AR25	3-2	0:53	punt
1st	10:48	AR19	3-3	0:46	punt
1st	07:26	AR43	3-2	1:03	punt
1st	00:51	AR25	5-16	2:24	interception
2nd	10:34	AR30	9-27	5:02	punt
2nd	04:40	AR37	10-37	4:40	missed fg
3rd	13:23	AR13	16-77	7:30	*FIELD GOAL
3rd	04:19	AR25	1-0	0:06	interception
3rd	03:57	AR25	8-39	2:51	downs
3rd	00:24	AU45	1-45	0:10	*TOUCHDOWN
4th	11:54	AR25	3-(-5)	0:30	punt
4th	07:03	AR20	3-6	1:34	punt
4th	02:27	AR16	2-4	0:46	fumble

OPPONENT DRIVE CHARTS

Colorado State

Qtr.	Time	Start	Pl-Yds	TOP	Result
1st	15:00	CS25	2-75	0:18	*TOUCHDOWN
1st	13:00	CS25	3-8	1:32	punt
1st	07:54	CS19	3-5	1:35	punt
1st	05:59	CS25	5-75	2:32	*TOUCHDOWN
1st	01:02	CS25	3-13	1:08	fumble
2nd	11:41	CS25	3-(-6)	1:46	punt
2nd	09:26	AR40	5-40	1:55	*FIELD GOAL
2nd	06:11	CS25	3-7	1:30	punt
2nd	02:41	CS20	10-52	2:37	*FIELD GOAL
3rd	13:07	CS25	15-72	7:22	*FIELD GOAL
3rd	04:10	CS28	3-72	1:44	*TOUCHDOWN
3rd	00:30	CS32	8-36	3:55	missed fg
4th	08:52	CS25	3-4	1:10	punt
4th	05:32	CS25	5-0	2:01	fumble
4th	03:31	CS32	3-(-18)	2:51	punt

San Jose State

Qtr.	Time	Start	Pl-Yds	TOP	Result
1st	15:00	SJ25	7-75	2:16	*TOUCHDOWN
1st	11:28	SJ15	3-7	1:14	punt
1st	06:49	SJ25	9-66	4:24	missed fg
1st	01:07	SJ15	2-2	0:35	interception
2nd	14:45	SJ25	2-28	0:27	*TOUCHDOWN
2nd	08:21	SJ15	7-47	2:12	*FIELD GOAL
2nd	04:54	SJ25	9-79	3:48	*TOUCHDOWN
2nd	00:09	SJ15	2-4	0:09	end of half
3rd	12:43	SJ25	7-37	1:58	downs
3rd	08:26	SJ15	3-(-3)	1:25	punt
3rd	05:01	SJ25	6-35	3:42	punt
4th	13:10	SJ15	6-29	2:39	punt
4th	09:09	SJ25	5-22	3:18	punt
4th	02:56	SJ15	5-75	1:43	*TOUCHDOWN
4th	01:04	SJ30	2-(-3)	1:04	end of game

vs. Texas A&M

Qtr.	Time	Start	Pl-Yds	TOP	Result
1st	12:17	TAMU34	5-22	2:26	punt
1st	06:47	TAMU37	7-63	3:51	*TOUCHDOWN
2nd	14:15	TAMU25	11-75	4:27	*TOUCHDOWN
2nd	05:36	TAMU18	1-(-12)	0:06	fumble
2nd	05:30	TAMU25	3-(-7)	2:14	punt
2nd	01:55	TAMU25	11-75	1:47	*TOUCHDOWN
3rd	15:00	TAMU32	3-1	1:49	punt
3rd	10:34	TAMU25	3-8	1:39	punt
3rd	08:06	TAMU44	8-42	4:23	interception
3rd	01:51	AR34	7-34	4:30	*TOUCHDOWN
4th	08:46	TAMU25	11-43	4:54	*FIELD GOAL
4th	00:31	TAMU19	1-(-1)	0:31	end of game

at Kentucky

Qtr.	Time	Start	Pl-Yds	TOP	Result
1st	14:13	UK32	8-25	5:16	punt
1st	04:18	UK15	5-18	2:31	fumble
2nd	14:57	UK25	9-46	5:11	missed fg
2nd	05:48	UK25	10-75	4:53	*TOUCHDOWN
3rd	14:54	UK23	13-45	5:52	*FIELD GOAL
3rd	07:33	UK37	3-8	2:01	punt
3rd	05:06	UK48	6-48	3:16	*TOUCHDOWN
4th	13:13	UK02	3-0	1:46	punt
4th	10:35	UK25	6-75	3:42	*TOUCHDOWN
4th	02:32	UK22	5-68	2:32	end of game

Auburn

Qtr.	Time	Start	Pl-Yds	TOP	Result
1st	13:40	AR22	3-22	1:02	*TOUCHDOWN
1st	11:45	AU37	3-63	0:57	*TOUCHDOWN
1st	10:02	AU40	7-17	2:36	downs
1st	06:23	AU19	13-55	5:32	*FIELD GOAL
2nd	13:27	AR37	7-8	2:53	missed fg
2nd	05:32	AU10	3-5	0:52	punt
3rd	15:00	AU32	3-9	1:37	punt
3rd	05:53	AU28	5-72	1:34	*TOUCHDOWN
3rd	04:13	AU44	2-56	0:16	*TOUCHDOWN
3rd	01:06	AU36	2-9	0:42	fumble
3rd	00:14	AU36	8-64	3:20	*TOUCHDOWN
4th	11:24	AU41	8-59	4:21	*TOUCHDOWN
4th	05:29	AU35	5-65	3:02	*TOUCHDOWN
4th	01:41	AR20	3-(-3)	1:41	end of game

GAME 11: LSU

ARKANSAS DRIVE CHARTS

at Alabama

Qtr.	Time	Start	Pl-Yds	TOP	Result
1st	15:00	AR25	6-27	2:40	punt
1st	05:53	AR25	4-26	1:43	fumble
1st	04:03	AR25	5-21	1:47	interception
1st	00:34	AR26	3-8	0:53	punt
2nd	12:25	AR02	3-2	0:58	punt
2nd	09:57	AR29	5-16	2:02	punt
2nd	05:38	AR31	3-2	1:14	interception
2nd	02:36	AR25	7-51	2:29	interception
2nd	00:07	AR26	1-4	0:07	end of half
3rd	12:38	AR40	3-5	1:42	punt
3rd	07:26	AR15	13-85	7:34	*TOUCHDOWN
4th	05:32	AR05	3-1	2:17	punt

Mississippi State

Qtr.	Time	Start	Pl-Yds	TOP	Result
1st	12:11	AR21	4-25	1:19	punt
1st	05:31	AR27	3-2	1:32	punt
2nd	14:04	AR25	3-8	1:27	punt
2nd	11:21	AR39	2-61	0:57	*TOUCHDOWN
2nd	07:55	AR20	4-25	1:59	punt
2nd	05:56	MS23	4-1	0:56	*FIELD GOAL
2nd	02:42	AR20	3-4	0:43	interception
2nd	01:59	AR41	3-6	0:28	punt
2nd	00:07	AR40	2-9	0:07	end of half
3rd	15:00	AR25	3-7	1:18	punt
3rd	10:33	AR41	12-59	6:30	*TOUCHDOWN
4th	11:40	AR25	4-75	1:53	*TOUCHDOWN
4th	08:22	MS49	3-11	0:42	fumble

Western Kentucky

Qtr.	Time	Start	Pl-Yds	TOP	Result
1st	15:00	AR25	3-5	1:45	interception
1st	09:30	AR12	4-88	1:28	*TOUCHDOWN
1st	01:59	AR22	3-8	2:08	punt
2nd	07:42	AR25	3-2	1:02	punt
2nd	06:02	AR23	5-8	2:19	punt
2nd	00:19	AR14	1-(-2)	0:19	end of half
3rd	12:59	AR31	3-0	0:28	punt
3rd	09:38	AR35	12-38	6:51	downs
4th	12:39	AR14	2-86	0:18	*TOUCHDOWN
4th	09:31	AR20	3-0	1:11	interception
4th	08:20	AR30	9-70	3:36	*TOUCHDOWN
4th	01:38	AR23	6-17	1:38	end of game

OPPONENT DRIVE CHARTS

at Alabama

Qtr.	Time	Start	Pl-Yds	TOP	Result
1st	12:20	AL18	14-69	6:27	*FIELD GOAL
1st	04:10	AR14	1-14	0:07	*TOUCHDOWN
1st	02:16	AR48	5-48	1:42	*TOUCHDOWN
2nd	14:41	AL30	6-70	2:16	*TOUCHDOWN
2nd	11:27	AR48	4-48	1:30	*TOUCHDOWN
2nd	07:55	AL17	4-3	2:17	punt
2nd	04:24	AR25	5-13	1:48	*FIELD GOAL
3rd	15:00	AL36	5-64	2:22	*TOUCHDOWN
3rd	10:56	AL22	6-17	3:30	punt
4th	14:52	AL06	15-89	9:20	downs
4th	03:15	AL42	5-14	3:15	end of game

Mississippi State

Qtr.	Time	Start	Pl-Yds	TOP	Result
1st	15:00	MS18	6-82	2:49	*TOUCHDOWN
1st	10:52	MS20	11-80	5:21	*TOUCHDOWN
1st	03:59	MS24	11-68	4:55	*FIELD GOAL
2nd	12:37	MS08	3-2	1:16	punt
2nd	10:24	MS25	6-75	2:29	*TOUCHDOWN
2nd	05:00	MS16	5-84	2:18	*TOUCHDOWN
2nd	01:31	MS17	3-7	1:24	punt
3rd	13:42	MS34	6-66	3:09	*TOUCHDOWN
3rd	04:03	MS25	13-47	7:23	*FIELD GOAL
4th	09:47	MS25	3-75	1:25	*TOUCHDOWN
4th	07:40	MS38	11-49	7:40	end of game

Western Kentucky

Qtr.	Time	Start	Pl-Yds	TOP	Result
1st	13:15	AR42	9-42	3:45	*TOUCHDOWN
1st	08:02	WKU25	12-75	6:03	*TOUCHDOWN
2nd	14:51	WKU41	16-59	7:09	*TOUCHDOWN
2nd	06:40	WKU27	2-73	0:38	*TOUCHDOWN
2nd	03:43	WKU32	12-68	3:24	*TOUCHDOWN
3rd	15:00	WKU21	3-7	2:01	punt
3rd	12:31	WKU32	7-67	2:53	*FIELD GOAL
3rd	02:47	WKU27	8-23	5:08	punt
4th	12:21	WKU12	5-19	2:50	punt
4th	04:44	WKU47	6-30	3:06	fumble

AP POLL

Team	Record	Points	Previous
1 LSU (54)	10-0	1542	-
2 Ohio State (5)	10-0	1478	-
3 Clemson (3)	11-0	1442	-
4 Georgia	9-1	1343	5
5 Alabama	9-1	1263	4
6 Oregon	9-1	1243	-
7 Utah	9-1	1155	8
8 Oklahoma	9-1	1144	10
9 Penn State	9-1	1030	-
10 Florida	9-2	984	11
11 Minnesota	9-1	902	7
12 Michigan	8-2	829	14
13 Baylor	9-1	787	12
14 Wisconsin	8-2	746	15
15 Notre Dame	8-2	676	16
16 Auburn	7-3	623	13
17 Cincinnati	9-1	536	-
18 Memphis	9-1	520	-
19 Iowa	7-3	493	23
20 Boise State	9-1	379	19
21 SMU	9-1	328	20
22 Oklahoma State	7-3	200	25
23 Appalachian State	9-1	154	NR
24 Texas A&M	7-3	132	NR
25 Virginia Tech	7-3	61	NR

Dropped from rankings: Navy 21, Texas 22, Indiana 24

Others receiving votes: Indiana 47, Iowa State 31, Virginia 23, Navy 13, Air Force 12, Pittsburgh 9, San Diego State 7, USC 6, Washington 6, Texas 4, Illinois 1, North Dakota State 1

AMWAY COACHES POLL

Team	Record	Points	Previous
1 LSU (55)	10-0	1615	-
2 Ohio State (6)	10-0	1550	-
3 Clemson (4)	11-0	1513	-
4 Georgia	9-1	1383	5
5 Alabama	9-1	1366	4
6 Oregon	9-1	1301	-
7 Oklahoma	9-1	1219	8
8 Utah	9-1	1177	9
9 Penn State	9-1	1081	11
10 Florida	9-2	1031	12
11 Minnesota	9-1	899	7
12 Michigan	8-2	851	14
13 Baylor	9-1	841	10
14 Wisconsin	8-2	786	15
15 Notre Dame	8-2	760	16
16 Auburn	7-3	614	13
17 Cincinnati	9-1	566	-
18 Memphis	9-1	539	-
19 Boise State	9-1	469	-
20 Iowa	7-3	434	22
21 SMU	9-1	341	20
22 Appalachian State	9-1	224	24
23 Oklahoma State	7-3	212	NR
24 Texas A&M	7-3	101	NR
25 San Diego State	8-2	47	NR

Dropped from rankings: Navy 21, Texas 23, Indiana 25

Others receiving votes: Virginia Tech 46, Air Force 43, Indiana 39, Navy 25, Virginia 20, Louisiana Tech 10, Louisiana 8, Pittsburgh 7, USC 3, Wake Forest 2, Temple 1, Kansas State 1

CFB PLAYOFF POLL

Team	Record	Previous
1 LSU	9-0	2
2 Ohio State	9-0	1
3 Clemson	10-0	5
4 Georgia	8-1	6
5 Alabama	8-1	3
6 Oregon	8-1	7
7 Utah	8-1	8
8 Minnesota	9-0	17
9 Penn State	8-1	4
10 Oklahoma	8-1	9
11 Florida	8-2	10
12 Auburn	7-2	11
13 Baylor	9-0	12
14 Wisconsin	7-2	13
15 Michigan	7-2	14
16 Notre Dame	7-2	15
17 Cincinnati	8-1	20
18 Memphis	8-1	21
19 Texas	6-3	NR
20 Iowa	6-3	18
21 Boise State	8-1	22
22 Oklahoma State	6-3	23
23 Navy	7-1	24
24 Kansas State	6-3	16
25 Appalachian State	8-1	NR

Dropped from rankings: Wake Forest 19, SMU 25



Through a collaboration with J.B. Hunt Transport Services, Inc., the new grass featuring Tahoma 31 was transported from Winstead Turf Farms in Arlington, Tenn., beginning installation on August 5. The installation of the playing surface takes DWRRS to natural grass for the first time since 2009 & to its original playing surface beginning in 1938. The Tahoma 31 derives its name from the Native American word, Tahoma, meaning frozen water. In test after test, Tahoma 31 shows its exceptional winter hardiness, tested up to 75 percent more cold tolerant than other bermuda grass varieties. With the additional characteristics of both improved wear tolerance and drought resistance, Tahoma 31 is ideal for sports turf, golf courses and high-quality lawns in the Mid-Atlantic & Transition Zone. The approximately 1800-pound rolls of Matrix turf feature an interwoven mesh support layer that provides strength and stability to the sod without compromise to drainage. The game lines seen on the field were painted robotically. New to DWRRS for the first time in program history will be the introduction of painted-red endzones on the natural grass. The north end zone features the "Arkansas" wordmark, while the south end zone brandishes the "Razorbacks" across its borders.



At a team meeting during camp, head coach Chad Morris unveiled a new honor to be given to a senior every year on the third Saturday of fall camp. The award is named after legendary Arkansas coach & athletic director Frank Broyles and is presented to the player who best exemplifies what Coach Broyles stood for. It was a no-brainer for the first recipient of the award, as T.J. Smith was recognized on Aug. 17 to be this year's honoree. Smith wears a decal on the back of his helmet of the logo shown above.



Eight players on the 2019 Arkansas roster are wearing the SEC Graduate Patch this season having already earned their undergraduate degree: DL McTelvin Agim, TE Chase Harrell, LB De'Jon Harris, QB Ben Hicks, OL Colton Jackson, LB Grant Morgan, DL TJ Smith and QB Nick Starkel. The special patch on their jersey highlights their academic achievement. The patch features a red and white SEC logo with a "stole" wrapping underneath it emblazoned with the all-important word, "Graduate."

When the Razorbacks take the field this season, they'll be sporting a new look that gives a nod back to a special era of Arkansas football. Back in July, the Razorback Football Twitter account posted photos of the "throwback" uniforms the team will wear this season as a call-back to an era of one of its greatest players in school history, Darren McFadden. With the word "ARKANSAS" emblazoned across the front of the jerseys and the two solid red stripes that will run down both sides of the pants, the Razorbacks will be donning a look that dates back to 2006 and 2007, McFadden's final two years as a Hog. In 2006, Arkansas logged its first 10-win season since 1989 and earned a berth in the Capital One Bowl. McFadden, just a sophomore, ran for more than 1,600 yards and totaled 14 touchdowns while winning the Doak Walker Award and finishing as the runner-up in the Heisman Trophy voting. In 2007, McFadden had an even better season, totaling more than 1,800 yards and 16 touchdowns. He was a consensus All-American for the second-consecutive year and, once again, won the Doak Walker Award, finished second in the Heisman voting and also added a Walter Camp Player of the Year Award to his trophy case.



ALPHABETICAL ROSTER

No.	Name	Pos.
68	Kirby Adcock	OL
3	McTelvin Agim	DL
44	Jermarcus Arnold	RB
84	Peyton Ausley	WR
28	Reid Bauer	P
86	Jamario Bell	DL
35	Matt Berry	DB
24	LaDarrius Bishop	DB
15	Simeon Blair	DB
9	Greg Brooks Jr.	DB
5	Rakeem Boyd	RB
34	Martaveous Brown	DB
21	Montaric Brown	DB
16	Treyton Burks	WR
54	Austin Capps	OL
91	Taurean Carter	DL
1	Jalen Catalon	DB
6	Kendall Catalon	WR
16	Malik Chavis	DB
17	Hudson Clark	DB
66	Ty Clary	OL
13	Collin Clay	DL
57	Shane Clinin	OL
76	Myron Cunningham	OL
2	Kamren Curl	DB
20	Jordon Curtis	DB
22	Deon Edwards	LB
7	Joe Foucha	DB
48	Nicholas Fulwider	DL
38	Karch Gardiner	WR
73	Noah Gatlin	OL
5	Dorian Gerald	DL
50	Eric Gregory	DL
89	Grayson Gunter	TE
92	Elias Hale	DL
41	T.J. Hammonds	RB
59	Morgan Hanna	DL
14	Chase Harrell	TE
8	De'Jon Harris	LB
2	Chase Hayden	RB
27	Hayden Henry	LB
82	Hudson Henry	TE
38	Chad Hesson	RB
6	Ben Hicks	QB
58	Griffin Hunt	DL
11	Daulton Hyatt	WR
74	Colton Jackson	OL
3	Koilan Jackson	WR
99	Enoch Jackson Jr.	DL
15	T.Q. Jackson	WR
13	KJ Jefferson	QB
47	Cedric Johnson	LB
32	Hayden Johnson	TE
9	John Stephen Jones	QB
10	Jordan Jones	WR
70	Luke Jones	OL
67	Logan Kallesen	OL
87	Blake Kern	TE
7	Trey Knox	WR
62	Brady Latham	OL
55	Beaux Limmer	OL
19	Connor Limpert	K
18	Jack Lindsey	QB
42	Sam Loy	P
42	Jonathan Marshall	DL
18	Myles Mason	DB
4	Jarques McClellion	DB
90	Marcus Miller	DL
39	John Miscoll	LB
31	Grant Morgan	LB
19	Tyson Morris	WR

NUMERICAL ROSTER

No.	Name	Pos.	Ht.	Wt.	Cl.	Exp.	Hometown (Previous School)
1	Jalen Catalon	DB	5-10	196	Fr.	HS	Mansfield, Texas (Mansfield Legacy HS)
1	De'Vion Warren	WR	5-10	188	Jr.	2L	Monroe, La. (Ouachita Parish HS)
2	Kamren Curl	DB	6-2	198	Jr.	2L	San Diego, Calif. (Muskogee [Okla.] HS)
2	Chase Hayden	RB	5-10	205	Jr.	2L	Memphis, Tenn. (Saint George's Independent School)
3	McTelvin Agim	DL	6-3	300	Sr.	3L	Texarkana, Texas (Hope [Ark.] HS)
3	Koilan Jackson	WR	6-2	211	So.	1L	Little Rock, Ark. (Joe T. Robinson HS)
4	Jarques McClellion	DB	6-0	175	So.	1L	Lake Worth, Fla. (American Heritage School)
4	Shamar Nash	WR	6-3	195	Fr.	HS	Memphis, Tenn. (IMG Academy)
5	Rakeem Boyd	RB	6-0	213	Jr.	1L	Houston, Texas (Independence [Kan.] CC)
5	Dorian Gerald	DL	6-3	261	Sr.	1L	Florence, S.C. (College of the Canyons [Calif.]
6	Kendall Catalon	WR	5-9	184	So.	TR	Mansfield, Texas (Southern)
6	Ben Hicks	QB	6-1	217	Sr.	TR	Waco, Texas (SMU)
6	Gabe Richardson	DL	6-3	240	Sr.	2L	Decatur, Ga. (Hutchinson [Kan.] CC)
7	Joe Foucha	DB	5-11	195	So.	1L	New Orleans, La. (McDonogh 35 HS)
7	Trey Knox	WR	6-5	205	Fr.	HS	Murfreesboro, Tenn. (Blackman HS)
8	De'Jon Harris	LB	6-0	248	Sr.	3L	Harvey, La. (John Ehret HS)
8	Mike Woods	WR	6-1	203	So.	1L	Magnolia, Texas (Magnolia HS)
9	Greg Brooks Jr.	DB	5-11	179	Fr.	HS	Harvey, La. (West Jefferson HS)
9	John Stephen Jones	QB	5-11	199	R-Fr.	RS	Dallas, Texas (Highland Park HS)
10	Jordan Jones	WR	6-1	185	Jr.	2L	Smackover, Ark. (Smackover HS)
10	Bumper Pool	LB	6-2	228	So.	1L	Lucas, Texas (Lovejoy HS)
11	Daulton Hyatt	WR	6-4	197	So.	1L	Arab, Ala. (Etowah HS)
11	Mataio Soli	DL	6-4	239	Fr.	HS	Douglasville, Ga. (Douglas County HS)
13	Collin Clay	DL	6-5	285	Fr.	HS	Oklahoma City, Okla. (Putnam City HS)
13	KJ Jefferson	QB	6-3	228	Fr.	HS	Sardis, Miss. (North Panola HS)
13	Nathan Parodi	DB	5-9	170	R-Fr.	RS	Austin, Texas (Lake Travis HS)
13	Deon Stewart	WR	5-11	161	Sr.	3L	Hardy, Ark. (Highland HS)
14	Chase Harrell	TE	6-4	249	Sr.	1L	Huffman, Texas (Kansas)
14	Britto Tutt	DB	6-1	176	Sr.	2L	Augusta, Ga. (Ventura [Calif.] College)
15	Simeon Blair	DB	5-10	200	R-Fr.	RS	Pine Bluff, Ark. (Pine Bluff HS)
15	T.Q. Jackson	WR	6-4	197	Fr.	HS	Jefferson, Texas (Jefferson HS)
16	Treyton Burks	WR	6-3	223	Fr.	HS	Warren, Ark. (Warren HS)
16	Malik Chavis	DB	6-2	198	Fr.	HS	Rison, Ark. (Rison HS)
17	Hudson Clark	DB	6-2	171	Fr.	HS	Dallas, Texas (Highland Park HS)
17	Nick Starkel	QB	6-3	214	Jr.	TR	Argyle, Texas (Texas A&M)
18	Jack Lindsey	QB	6-2	204	Jr.	1L	Fayetteville, Ark. (Springdale HS)
18	Myles Mason	DB	6-2	203	So.	1L	Trussville, Ala. (Hewitt-Trussville HS)
19	Connor Limpert	K	6-1	175	Sr.	3L	Allen, Texas (Allen HS)
19	Tyson Morris	WR	6-1	200	Jr.	1L	Helena-West Helena, Ark. (Fayetteville HS)
20	Jordon Curtis	DB	6-0	176	So.	1L	Jenks, Okla. (Jenks HS)
21	Montaric Brown	DB	6-0	187	So.	1L	Ashdown, Ark. (Ashdown HS)
21	Devwah Whaley	RB	5-11	212	Sr.	3L	Beaumont, Texas (Central HS)
22	Deon Edwards	LB	6-1	220	Jr.	2L	Clermont, Fla. (Lake Minneola HS)
22	Trelon Smith	RB	5-9	184	So.	TR	Houston, Texas (Arizona State)
24	LaDarrius Bishop	DB	6-0	193	R-Fr.	RS	Ashdown, Ark. (Ashdown HS)
24	A'Montae Spivey	RB	6-1	192	Fr.	HS	Phenix City, Ala. (Central HS)
25	Zach Zimos	LB	6-4	211	Fr.	HS	Richmond, Texas (Fort Bend Travis HS)
26	Micahh Smith	DB	6-0	201	Jr.	2L	Marshall, Texas (Marshall HS)
26	Reid Turner	RB	5-10	180	Fr.	HS	Farmington, Ark. (Farmington HS)
27	Hayden Henry	LB	6-2	226	Jr.	2L	Little Rock, Ark. (Pulaski Academy)
28	Reid Bauer	P	5-11	198	So.	1L	Magnolia, Texas (Magnolia HS)
28	Andrew Parker	LB	6-2	237	R-Fr.	RS	New Orleans, La. (Sophie B. Wright HS)
29	Jared Sackett	K	6-1	180	Jr.	TR	Fort Worth, Texas (UTSA)
29	Asa Shearin	LB	6-1	219	Fr.	HS	Jonesboro, Ark. (Jonesboro HS)
31	Grant Morgan	LB	5-11	229	Jr.	2L	Greenwood, Ark. (Greenwood HS)
32	Hayden Johnson	TE	6-2	248	Sr.	3L	Columbia, Mo. (Rock Bridge HS)
33	Logan Orr	LB	6-2	230	Fr.	HS	Jonesboro, Ark. (Jonesboro HS)
34	Martaveous Brown	DB	6-0	190	So.	SQ	Marianna, Ark. (Arkansas Tech)
35	Matt Berry	DB	5-10	200	Sr.	1L	Booneville, Ark. (Ouachita Baptist University)
37	Brenden Young	DB	6-1	202	Sr.	2L	Little Rock, Ark. (Ouachita Baptist University)
38	Chad Hesson	RB	5-9	193	So.	HS	Lucas, Texas (Adams State)
38	Karch Gardiner	WR	5-9	171	Fr.	HS	El Paso, Texas (Del Valle HS)
39	John Miscoll	LB	6-2	209	So.	HS	Southlake, Texas (Northeastern State)
40	Trey Purifoy	TE	6-7	246	Sr.	SQ	Little Rock, Ark. (Ouachita Baptist University)
40	Anthony Travis	LB	6-2	230	Fr.	HS	Fort Smith, Ark. (Fort Smith Northside HS)
41	T.J. Hammonds	RB	5-10	190	R-Jr.	2L	Little Rock, Ark. (Joe T. Robinson HS)
42	Sam Loy	P	6-1	195	Jr.	TR	San Clemente, Calif. (Colorado)
42	Jonathan Marshall	DL	6-3	299	Jr.	2L	Shepherd, Texas (Shepherd HS)
44	Jermarcus Arnold	RB	5-8	186	Jr.	TR	Marianna, Ark. (Arkansas Baptist)
44	Cameron Vail	DB	6-1	187	R-Fr.	RS	Bryant, Ark. (Bryant HS)
47	Cedric Johnson	LB	6-0	206	So.	TR	Dallas, Texas (University of Mary)

GAME 11: LSU

NUMERICAL ROSTER

No.	Name	Pos.	Ht.	Wt.	Cl.	Exp.	Hometown (Previous School)
48	Nicholas Fulwider	DL	6-7	260	R-Fr.	RS	Tyrone, Ga. (Sandy Creek HS)
48	Jordan Silver	LS	6-1	217	So.	1L	Branson, Mo. (Branson HS)
49	McKinley Williams	LB	6-4	201	R-Fr.	RS	Sheridan, Ark. (Sheridan HS)
50	Eric Gregory	DL	6-4	275	Fr.	HS	Memphis, Tenn. (IMG Academy)
50	Chibueze Nwanna	OL	6-7	329	Jr.	TR	Hyattsville, Md. (Lackawanna CC)
51	Ricky Stromberg	OL	6-4	266	Fr.	HS	Tulsa, Okla. (Union HS)
52	T.J. Smith	DL	6-3	293	Sr.	3L	Moultrie, Ga. (Colquitt County HS)
53	John Oehrlein	LS	6-1	244	Fr.	HS	Austin, Texas (Westlake HS)
54	Austin Capps	OL	6-4	304	Sr.	3L	Star City, Ark. (Star City HS)
54	Jake Yurachek	LB	6-0	239	R-Fr.	TR	Friendswood, Texas (Colorado)
55	Beaux Limmer	OL	6-5	293	Fr.	HS	Tyler, Texas (Tyler Lee HS)
56	Zach Williams	DL	6-4	224	Fr.	HS	Little Rock, Ark. (Joe T. Robinson HS)
57	Shane Clinin	OL	6-6	302	So.	1L	Festus, Mo. (Jefferson HS)
58	Griffin Hunt	DL	6-4	230	R-Fr.	RS	Lucas, Texas (Lovejoy HS)
59	Morgan Hanna	DL	6-4	201	Fr.	HS	Greenwood, Ark. (Greenwood HS)
62	Brady Latham	OL	6-5	284	Fr.	HS	Jenks, Okla. (Jenks HS)
66	Ty Clary	OL	6-4	285	Jr.	2L	Fayetteville, Ark. (Fayetteville HS)
67	Logan Kallesen	OL	6-4	299	Fr.	HS	Springdale, Ark. (Shiloh Christian)
68	Kirby Adcock	OL	6-5	288	So.	1L	Nashville, Ark. (Nashville HS)
69	Austin Nix	OL	6-2	286	Fr.	HS	Texarkana, Ark. (Arkansas HS)
70	Luke Jones	OL	6-5	299	R-Fr.	TR	Little Rock, Ark. (Notre Dame)
71	Ryan Winkel	OL	6-6	285	R-Fr.	RS	Memphis, Tenn. (Christian Brothers HS)
72	Drew Vest	OL	6-6	278	Fr.	HS	Searcy, Ark. (Searcy HS)
73	Noah Gatlin	OL	6-7	302	R-Fr.	RS	Jonesboro, Ark. (Jonesboro HS)
74	Colton Jackson	OL	6-5	298	Sr.	3L	Conway, Ark. (Conway HS)
75	Silas Robinson	OL	6-4	306	R-Fr.	RS	Yoakum, Texas (Yoakum HS)
76	Myron Cunningham	OL	6-6	290	Jr.	TR	Warren, Ohio (Iowa Central CC)
78	Dalton Wagner	OL	6-9	308	So.	1L	Spring Grove, Ill. (Richmond Burton HS)
79	Dylan Rathcke	OL	6-5	293	Fr.	HS	Baton Rouge, La. (University Lab HS)
80	Brett Nabors	WR	6-3	182	Fr.	HS	Nashville, Tenn. (Christ Presbyterian Academy)
80	Matthew Phillips	P	5-10	180	So.	1L	Brentwood, Tenn. (Brentwood HS)
81	Jackson Salley	WR	6-0	183	Fr.	HS	Rockwall, Texas (Rockwall-Heath HS)
82	Hudson Henry	TE	6-5	238	Fr.	HS	Little Rock, Ark. (Pulaski Academy)
83	Jimmie Stoudemire	WR	6-2	204	R-Jr.	RS	Prattville, Ala. (Riverside City [Calif.] College)
84	Peyton Ausley	WR	6-2	185	R-Fr.	RS	Austin, Texas (Vandegrift High School)
86	Jamario Bell	DL	6-5	265	Sr.	1L	Junction City, Ark. (Junction City HS)
86	John David White	WR	5-11	171	Fr.	HS	Little Rock, Ark. (Pulaski Academy)
87	Blake Kern	TE	6-4	256	Jr.	1L	Lamar, Ark. (Lamar HS)
89	Grayson Gunter	TE	6-6	243	Jr.	2L	Madison, Miss. (Madison Central HS)
90	Marcus Miller	DL	6-5	299	Fr.	HS	Warren, Ark. (Warren HS)
91	Taurean Carter	DL	6-3	288	Fr.	HS	Mansfield, Texas (Mansfield Legacy HS)
92	Elias Hale	DL	6-4	257	Jr.	SQ	Fayetteville, Ark. (Fayetteville HS)
92	Chad Stephens	P	5-11	188	Jr.	SQ	Owasso, Okla. (Dodge City CC)
93	Isaiah Nichols	DL	6-3	277	R-Fr.	RS	Springdale, Ark. (Springdale HS)
94	David Porter	DL	6-3	250	So.	SQ	Little Rock, Ark. (Joe T. Robinson HS)
99	Enoch Jackson Jr.	DL	6-0	292	Fr.	HS	Mansfield, Texas (Mansfield Legacy HS)

Roster by Class: Senior - 18 | Junior - 24 | Sophomore - 23 | Freshman - 52

FOOTBALL STAFF

Coaching Staff

Barry Lunney Jr. Interim HC/Tight Ends.....	7th Season
John Chavis Defensive Coordinator/LBs.....	2nd Season
Joe Craddock Offensive Coordinator/QBs.....	2nd Season
Steve Caldwell Defensive Line.....	2nd Season
Ron Cooper Secondary.....	2nd Season
Daniel Da Prato Special Teams.....	1st Season
Dustin Fry Offensive Line.....	2nd Season
Kenny Ingram Defensive Tackles.....	1st Season
Mark Smith Secondary.....	2nd Season
Justin Stepp Wide Receivers.....	2nd Season
Jeff Traylor Associate Head Coach/RBs.....	2nd Season

Graduate Assistants

Imarjaye Albury Defense.....	2nd Season
Kyle Brende Equipment.....	2nd Season
Mark Modleski Offense.....	2nd Season
Will Gilchrist Defense.....	1st Season
Cass McCord Video.....	1st Season
Austin Van Poucke Operations.....	1st Season

Quality Control/Analysts

Will Bryant Offense.....	2nd Season
Kap Dede Defense.....	1st Season
Alonzo Hampton Defense.....	1st Season
Jess Loepp Offense.....	1st Season
John Roberts Defense.....	5th Season

Support Staff

Randy Ross Football Operations.....	2nd Season
Trumain Carroll Strength & Conditioning.....	2nd Season
Dave Polanski Athletic Training.....	2nd Season
Bobby Allen HS/NFL Relations.....	7th Season
SJ Tuohy Football Operations.....	2nd Season
Sam Ogden Video.....	2nd Season
Jake Rosch Equipment.....	6th Season
Ty Gatson Offensive Player Personnel.....	2nd Season
Alex Dale Defensive Player Personnel.....	1st Season

ALPHABETICAL ROSTER

No.	Name	Pos.
80	Brett Nabors.....	WR
4	Shamar Nash.....	WR
93	Isaiah Nichols.....	DL
69	Austin Nix.....	OL
50	Chibueze Nwanna.....	OL
53	John Oehrlein.....	LS
33	Logan Orr.....	LB
28	Andrew Parker.....	LB
13	Nathan Parodi.....	DB
80	Matthew Phillips.....	P
10	Bumper Pool.....	LB
94	David Porter.....	DL
40	Trey Purifoy.....	TE
79	Dylan Rathcke.....	OL
6	Gabe Richardson.....	DL
75	Silas Robinson.....	OL
29	Jared Sackett.....	K
81	Jackson Salley.....	WR
29	Asa Shearin.....	LB
48	Jordan Silver.....	LS
26	Micahh Smith.....	DB
52	T.J. Smith.....	DL
22	Trelon Smith.....	RB
11	Mataio Soli.....	DL
24	A'Montae Spivey.....	RB
17	Nick Starkel.....	QB
92	Chad Stephens.....	P
13	Deon Stewart.....	WR
83	Jimmie Stoudemire.....	WR
51	Ricky Stromberg.....	OL
40	Boo Travis.....	LB
26	Reid Turner.....	RB
14	Britto Tutt.....	DB
44	Cameron Vail.....	DB
72	Drew Vest.....	OL
78	Dalton Wagner.....	OL
1	De'Vion Warren.....	WR
21	Devwah Whaley.....	RB
86	John David White.....	WR
49	McKinley Williams.....	LB
56	Zach Williams.....	DL
71	Ryan Winkel.....	OL
8	Michael Woods.....	WR
37	Brenden Young.....	DB
54	Jake Yurachek.....	LB
25	Zach Zimos.....	LB

PRONUNCIATIONS

McTelvin Agim.....	UH-geem
Peyton Ausley.....	OZ-lee
Taurean Carter.....	Tore-ee-an
Joe Foucha.....	foo-SHAY
De'Jon Harris.....	DEE-jhon
Koilan Jackson.....	Coy-Lynn
Enoch Jackson Jr.....	Ee-knock
Barry Lunney Jr.....	LUHN-ee
Jarques McClellion.....	JAR-kwezz
Chibueze Nwanna.....	cha-BOY-zee nah-WAH-na
Nathan Parodi.....	puh-RO-dee
Dylan Rathcke.....	Wrath-key
Mataio Soli.....	mah-TYE-oh
Britto Tutt.....	BREE-toe
De'Vion Warren.....	Deh-VEE-on
Devwah Whaley.....	DEV-wah
Zach Zimos.....	ZIE-mus



McTELVIN AGIM

3

Defensive Line | 6-3 | 300 | Senior
Texarkana, Texas | Hope (Ark.) HS



QUICK HITS

- Nickname: Sosa - given by friends for resemblance to Chief Keef (nicknamed Sosa).
- Enrolled with 28 college credit hours with plan to graduate in three years - accomplished.
- Arkansas' active career leader in tackles for loss (31.5).
- Racked up 8.5 tackles for loss this season, tied for 7th in the SEC.
- Needs just 2.0 sacks and 1.5 tackles for loss to crack into the Arkansas career top-10.

CAREER STATS

	GP/GS	UA	A	ToT	TFL-YDS	SCK-YDS	FF	FR-YDS	INT-YDS	QBH	BRUP
2016	13/5	8	19	27	5.5-23	2.5-13	0	0-0	0-0	2	0
2017	12/11	15	22	37	7.5-33	2.5-19	2	0-0	0-0	3	3
2018	12/12	19	26	45	10.0-44	4.5-25	3	1-0	0-0	11	1
2019	10/10	19	17	36	8.5-30	5.0-24	1	1-0	0-0	3	0
TOTAL	47/38	61	84	145	31.5-130	14.5-81	6	2-0	0-0	19	4

GAME-BY-GAME STATS

	GP/GS	UA	A	ToT	TFL-YDS	SCK-YDS	FF	FR-YDS	INT-YDS	QBH	BRUP
PORTLAND ST.	1/1	2	4	6	2.0-9	2.0-9	0	0-0	0-0	0	0
at Ole Miss	1/1	3	0	3	1.0-2	0.0-0	0	0-0	0-0	0	0
COLORADO ST.	1/1	1	1	2	0.0-0	0.0-0	1	0-0	0-0	2	0
SAN JOSE ST.	1/1	1	0	1	0.0-0	0.0-0	0	0-0	0-0	1	0
vs. Texas A&M	1/1	2	1	3	1.0-7	1.0-7	0	0-0	0-0	0	0
at Kentucky	1/1	3	2	5	1.5-7	1.0-7	0	0-0	0-0	0	0
AUBURN	1/1	1	1	2	1.0-1	1.0-1	0	1-0	0-0	0	0
at Alabama	1/1	2	3	5	1.0-2	0.0-0	0	0-0	0-0	0	0
MISSISSIPPI ST.	1/1	2	5	7	1.0-2	0.0-0	0	0-0	0-0	0	0
WESTERN KY.	1/1	2	0	2	0.0-0	0.0-0	0	0-0	0-0	0	0
at LSU											
MISSOURI											
TOTAL	10/10	19	17	36	8.5-30	5.0-24	1	1-0	0-0	3	0

SEASON HIGHS

Tackles6 vs. Portland St. (8/31/19)
Tackles For Loss2.0 vs. Portland St. (8/31/19)
Sacks2.0 vs. Portland St. (8/31/19)
QB Hurries2 vs. Colorado State (9/14/19)
Pass BreakupsNone
Forced Fumbles1 vs. Colorado State (9/14/19)
Fumble Recoveries1 vs. #11 Auburn (10/19/19)

CAREER HIGHS

Tackles9 vs. TCU (9/9/17)
Tackles For Loss3.5 vs. Tulsa (10/20/18)
Sacks2.0 (2x) vs. Portland St. (8/31/19)
QB Hurries3 vs. North Texas (9/15/18)
Pass Breakups1 (4x) vs. Eastern Illinois (9/1/18)
Forced Fumbles2 (2x) last at Colorado State (9/8/18)
Fumble Recoveries1 vs. #11 Auburn (10/19/19)

IN THE RANKINGS

Category	Stat	SEC	NCAA
Sacks	5.0	T-10th	T-79th



JAMARIO BELL

86

Defensive Line | 6-5 | 265 | Senior
Junction City, Ark. | Junction City HS

QUICK HITS

- Once shattered a backboard with a dunk during a high school basketball game in 2014.
- Second on the team in sacks (3.5) despite only playing eight games this year.
- Five of his 13 tackles have been in sack plays.
- Has six tackles in his last three games, half being solo stops.
- Moved positions from DE to LB to TE to LB to DE during five-year Arkansas career.

CAREER STATS

	GP/GS	UA	A	ToT	TFL-YDS	SCK-YDS	FF	FR-YDS	INT-YDS	QBH	BRUP
2017	2/0	0	0	0	0.0-0	0.0-0	0	0-0	0-0	0	0
2018	11/0	11	9	20	1.0-5	0.0-0	1	0-0	0-0	1	0
2019	8/0	8	5	13	4.5-25	3.5-21	1	0-0	0-0	2	0
TOTAL	21/0	19	14	33	5.5-30	3.5-21	2	0-0	0-0	3	0

GAME-BY-GAME STATS

	GP/GS	UA	A	ToT	TFL-YDS	SCK-YDS	FF	FR-YDS	INT-YDS	QBH	BRUP
PORTLAND ST.	1/0	0	1	1	0.5-1	0.5-1	0	0-0	0-0	1	0
at Ole Miss	-/-	-	-	-	-	-	-	-	-	-	-
COLORADO ST.	-/-	-	-	-	-	-	-	-	-	-	-
SAN JOSE ST.	1/0	2	1	3	2.0-13	1.0-9	1	0-0	0-0	0	0
vs. Texas A&M	1/0	2	0	2	2.0-11	2.0-11	0	0-0	0-0	0	0
at Kentucky	1/0	1	0	1	0.0-0	0.0-0	0	0-0	0-0	0	0
AUBURN	1/0	0	0	0	0.0-0	0.0-0	0	0-0	0-0	0	0
at Alabama	1/0	1	1	2	0.0-0	0.0-0	0	0-0	0-0	0	0
MISSISSIPPI ST.	1/0	0	1	1	0.0-0	0.0-0	0	0-0	0-0	0	0
WESTERN KY.	1/0	2	1	3	0.0-0	0.0-0	0	0-0	0-0	1	0
at LSU											
MISSOURI											
TOTAL	8/0	8	5	13	4.5-25	3.5-21	1	0-0	0-0	2	0

SEASON HIGHS

Tackles3 (2x) last vs. Western Kentucky (11/9/19)
Tackles For Loss2.0 (2x) last vs. Texas A&M (9/28/19)
Sacks2.0 vs. Texas A&M (9/28/19)
QB Hurries1 (2x) last vs. Western Kentucky (11/9/19)
Pass BreakupsNone
Forced Fumbles1 vs. San Jose State (9/21/19)

CAREER HIGHS

Tackles4 (2x) last vs. LSU (11/10/19)
Tackles For Loss2.0 (2x) last vs. Texas A&M (9/28/19)
Sacks2.0 vs. Texas A&M (9/28/19)
QB Hurries1 (3x) last vs. Western Kentucky (11/9/19)
Pass BreakupsNone
Forced Fumbles1 (2x) last vs. San Jose State (9/21/19)

IN THE RANKINGS

Category	Stat	SEC	NCAA
Sacks	3.5	T-13th	



RAKEEM BOYD

5

Running Back | 6-0 | 213 | Junior
Stratford, Texas | Independence CC (Kansas)

QUICK HITS

- Brother, Rashad, is a sprinter for the Arkansas track & field team.
- Moved from New Orleans to Houston at age 5 because of Hurricane Katrina.
- Talled his eighth 100+ yard game of career in Week 11 vs. WKU (11/9) - 16th Razorback all time.
- Five of his seven scoring runs have been of 50+ yards (Colorado St., Kentucky, Mississippi St., 2 vs. WKU).
- Is the first Razorback to log 1,000+ yards in a season since Rawleigh Williams III (1,360) in 2016.

CAREER STATS

	RUSHING					RECEIVING				
	GP/GS	ATT	YDS	AVG	TD	LNG	REC	YDS	AVG	TD
2018	12/8	123	734	6.0	2	69	23	165	7.2	0
2019	10/10	150	1,005	6.7	8	86	15	131	8.7	0
TOTAL	22/18	273	1,739	6.4	10	86	38	296	7.8	0

GAME-BY-GAME STATS

	RUSHING					RECEIVING				
	GP/GS	ATT	YDS	AVG	TD	LNG	REC	YDS	AVG	TD
PORTLAND ST.	1/1	18	114	6.3	1	25	3	22	7.3	0
at Ole Miss	1/1	17	67	3.9	0	10	1	8	8.0	0
COLORADO ST.	1/1	20	122	6.1	2	59	0	0	0.0	0
SAN JOSE ST.	1/1	18	91	5.1	0	18	3	10	3.3	0
vs. Texas A&M	1/1	18	89	4.9	0	24	2	10	5.0	0
at Kentucky	1/1	15	134	8.9	2	74	0	0	0.0	0
AUBURN	1/1	13	39	3.0	0	11	2	26	13.0	0
at Alabama	1/1	12	50	4.2	0	12	4	55	13.8	0
MISSISSIPPI ST.	1/1	11	114	10.4	1	52	0	0	0.0	0
WESTERN KY.	1/1	8	185	23.1	2	86	0	0	0.0	0
at LSU										
MISSOURI										
TOTAL	10/10	150	1,005	6.7	8	86	15	131	8.7	0

SEASON HIGHS

Rushes	20 vs. Colorado St. (9/14/19)
Rushing Yards	185 vs. Western Kentucky (11/9/19)
Rushing Touchdowns	2 (3x) last vs. Western Kentucky (11/9/19)
Long Rush	86 vs. Western Kentucky (11/9/19)
100-Yard Games	5 last vs. Western Kentucky (11/9/19)
Receptions	4 at #1 Alabama (10/26/19)
Receiving Yards	55 at #1 Alabama (10/26/19)
Receiving Touchdowns	None
Long Reception	22 at #1 Alabama (10/26/19)

CAREER HIGHS

Rushes	22 vs. Tulsa (10/20/18)
Rushing Yards	185 vs. Western Kentucky (11/9/19)
Rushing Touchdowns	2 (3x) last vs. Western Kentucky (11/9/19)
Long Rush	86 vs. Western Kentucky (11/9/19)
100-Yard Games	8 last vs. Western Kentucky (11/9/19)
Receptions	5 vs. Alabama (10/6/18)
Receiving Yards	55 at #1 Alabama (10/26/19)
Receiving Touchdowns	None
Long Reception	38 vs. Ole Miss (10/13/18)

IN THE RANKINGS

Category	Stat	SEC	NCAA
Rushing yards	1,005	3rd	20th
Rushing yards per game	100.5	3rd	25th
All purpose yards per game	113.6	7th	53rd
Rushing attempts	150	5th	50th



GREG BROOKS JR.

9

Defensive Back | 5-11 | 179 | Freshman
Harvey, La. | West Jefferson HS

QUICK HITS

- Early enrollee
- Son of Greg Brooks Sr. - DB at Michigan & Southern Miss - Drafted by Bengals (6th rd) in 2004.
- Has started all 10 games in 2019 at nickel back.
- Four-star prospect by Rivals and ESPN - No. 35 CB in nation & No. 18 in Louisiana by ESPN.
- Tied a season-high five tackles against WKU (11/9); Has 11 tackles in the last four games.

CAREER STATS

	GP/GS	UA	A	ToT	TFL-YDS	SCK-YDS	FF	FR-YDS	INT-YDS	QBH	BRUP
2019	10/10	13	11	24	0.0-0	0.0-0	0	0-0	0-0	1	3
TOTAL	10/10	13	11	24	0.0-0	0.0-0	0	0-0	0-0	1	3

GAME-BY-GAME STATS

	GP/GS	UA	A	ToT	TFL-YDS	SCK-YDS	FF	FR-YDS	INT-YDS	QBH	BRUP
PORTLAND ST.	1/1	0	0	0	0.0-0	0.0-0	0	0-0	0-0	1	0
at Ole Miss	1/1	3	1	4	0.0-0	0.0-0	0	0-0	0-0	0	2
COLORADO ST.	1/1	1	0	1	0.0-0	0.0-0	0	0-0	0-0	0	0
SAN JOSE ST.	1/1	1	4	5	0.0-0	0.0-0	0	0-0	0-0	0	0
vs. Texas A&M	1/1	2	1	3	0.0-0	0.0-0	0	0-0	0-0	0	0
at Kentucky	1/1	0	0	0	0.0-0	0.0-0	0	0-0	0-0	0	0
AUBURN	1/1	1	0	1	0.0-0	0.0-0	0	0-0	0-0	0	0
at Alabama	1/1	2	1	3	0.0-0	0.0-0	0	0-0	0-0	0	0
MISSISSIPPI ST.	1/1	0	2	2	0.0-0	0.0-0	0	0-0	0-0	0	0
WESTERN KY.	1/1	3	2	5	0.0-0	0.0-0	0	0-0	0-0	0	1
at LSU											
MISSOURI											
TOTAL	10/10	13	11	24	0.0-0	0.0-0	0	0-0	0-0	1	3

SEASON HIGHS

Tackles	5 (2x) last vs. Western Kentucky (11/9/19)
Double-Figure Tackle Games	None
Tackles For Loss	None
Sacks	None
Interceptions	None
Interception Return Yards	None
QB Hurries	1 vs. Portland St. (8/31/19)
Pass Breakups	2 at Ole Miss (9/7/19)
Forced Fumbles	None

CAREER HIGHS

Tackles	5 (2x) last vs. Western Kentucky (11/9/19)
Double-Figure Tackle Games	None
Tackles For Loss	None
Sacks	None
Interceptions	None
Interception Return Yards	None
QB Hurries	1 vs. Portland St. (8/31/19)
Pass Breakups	2 at Ole Miss (9/7/19)
Forced Fumbles	None



MONTARIC BROWN

21

Defensive Back | 6-0 | 187 | Sophomore
Ashdown, Ark. | Ashdown HS

QUICK HITS

- Nickname - Busta - given to him by HS coach & town of Ashdown, Ark.
- Tied a career-high five tackles (vs. WKU - 11/9) for the second time this year.
- Has totaled four or more tackles in five of nine games this year, including each of the last two games.
- Pulled in his first interception of his career vs. Texas A&M (9/28); One of 10 Razorbacks with a takeaway in 2019
- Redshirted 2017 season.

CAREER STATS

	GP/GS	UA	A	ToT	TFL-YDS	SCK-YDS	FF	FR-YDS	INT-YDS	QBH	BRUP
2018	11/3	8	1	9	0.0-0	0.0-0	0	0-0	0-0	0	1
2019	9/9	21	9	30	0.0-0	0.0-0	0	1-0	1-12	0	3
TOTAL	20/12	29	10	39	0.0-0	0.0-0	0	1-0	1-12	0	4

GAME-BY-GAME STATS

	GP/GS	UA	A	ToT	TFL-YDS	SCK-YDS	FF	FR-YDS	INT-YDS	QBH	BRUP
PORTLAND ST.	1/1	2	0	2	0.0-0	0.0-0	0	0-0	0-0	0	0
at Ole Miss	1/1	1	0	1	0.0-0	0.0-0	0	0-0	0-0	0	0
COLORADO ST.	1/1	2	2	4	0.0-0	0.0-0	0	1-0	0-0	0	2
SAN JOSE ST.	-	-	-	-	-	-	-	-	-	-	-
vs. Texas A&M	1/1	3	1	4	0.0-0	0.0-0	0	0-0	1-12	0	0
at Kentucky	1/1	5	0	5	0.0-0	0.0-0	0	0-0	0-0	0	0
AUBURN	1/1	2	1	3	0.0-0	0.0-0	0	0-0	0-0	0	0
at Alabama	1/1	2	0	2	0.0-0	0.0-0	0	0-0	0-0	0	1
MISSISSIPPI ST.	1/1	3	1	4	0.0-0	0.0-0	0	0-0	0-0	0	0
WESTERN KY.	1/1	1	4	5	0.0-0	0.0-0	0	0-0	0-0	0	0
at LSU											
MISSOURI											
TOTAL	9/9	21	9	30	0.0-0	0.0-0	0	1-0	1-12	2	3

SEASON HIGHS

Tackles 5 (2x) last vs. Western Kentucky (11/9/19)
 Double-Figure Tackle Games None
 Tackles For Loss None
 Sacks None
 Interceptions 1 vs. Texas A&M (9/28/19)
 Interception Return Yards 12 vs. Texas A&M (9/28/19)
 QB Hurries 2 vs. Colorado St. (9/14/19)
 Pass Breakups 2 vs. Colorado State (9/14/19)
 Forced Fumbles None

CAREER HIGHS

Tackles 5 (3x) last vs. Western Kentucky (11/9/19)
 Double-Figure Tackle Games None
 Tackles For Loss None
 Sacks None
 Interceptions 1 vs. Texas A&M (9/28/19)
 Interception Return Yards 12 vs. Texas A&M (9/28/19)
 QB Hurries 2 vs. Colorado St. (9/14/19)
 Pass Breakups 2 vs. Colorado State (9/14/19)
 Forced Fumbles None



TREYLON BURKS

16

Wide Receiver | 6-3 | 223 | Freshman
Warren, Ark. | Warren HS

QUICK HITS

- Enjoys being outdoors, fishing & watching old re-runs of westerns in the early morning.
- Season-high five catches vs. WKU (11/9); 25 catches in 2019 is third-most among all SEC freshmen.
- Has caught at least one pass in all nine games he's played this year.
- Totalled 134 kickoff return yards vs. Miss. St. (11/2), the most by a Hog since 2017.
- Rated as the top player in the state of Arkansas by 247Sports & No. 82 in country by ESPN.

CAREER STATS

	RECEIVING					RUSHING				
	GP/GS	REC	YDS	AVG	TD	LNG	ATT	YDS	AVG	TD
2019	9/7	25	379	15.2	0	38	7	17	2.4	0
TOTAL	9/7	25	379	15.2	0	38	7	17	2.4	0

GAME-BY-GAME STATS

	RECEIVING					RUSHING				
	GP/GS	REC	YDS	AVG	TD	LNG	ATT	YDS	AVG	TD
PORTLAND ST.	1/1	3	52	17.3	0	20	0	0	0	0
at Ole Miss	1/0	2	28	14.0	0	22	0	0	0	0
COLORADO ST.	1/1	4	92	23.0	0	38	0	0	0	0
SAN JOSE ST.	-	-	-	-	-	-	-	-	-	-
vs. Texas A&M	1/1	4	58	14.5	0	31	0	0	0	0
at Kentucky	1/1	2	25	12.5	0	15	0	0	0	0
AUBURN	1/1	3	28	9.3	0	13	2	-1	-0.5	0
at Alabama	1/1	1	15	15.0	0	15	1	3	3.0	0
MISSISSIPPI ST.	1/1	1	32	32.0	0	32	4	15	3.8	0
WESTERN KY.	1/0	5	59	11.8	0	20	0	0	0.0	0
at LSU										
MISSOURI										
TOTAL	9/7	25	379	15.2	0	38	7	17	2.4	0

SEASON HIGHS

Receptions 5 vs. Western Kentucky (11/9/19)
 Receiving Yards 92 vs. Colorado St. (9/14/19)
 Receiving Touchdowns None
 Long Reception 38 vs. Colorado St. (9/14/19)
 Rushes 4 vs. Mississippi St. (11/2/19)
 Rushing Yards 15 vs. Mississippi St. (11/2/19)
 Long Rush 7 vs. Mississippi St. (11/2/19)

CAREER HIGHS

Receptions 5 vs. Western Kentucky (11/9/19)
 Receiving Yards 92 vs. Colorado St. (9/14/19)
 Receiving Touchdowns None
 Long Reception 38 vs. Colorado St. (9/14/19)
 Rushes 4 vs. Mississippi St. (11/2/19)
 Rushing Yards 15 vs. Mississippi St. (11/2/19)
 Long Rush 7 vs. Mississippi St. (11/2/19)

IN THE RANKINGS

Category	Stat	SEC	NCAA
Punt return average	10.8	5th	13th
Yards per catch	15.6	6th	89th
Punt returns	12	7th	T-41st
Receiving yards per game (Freshmen only)	43.2	1st	
Receptions per game (Freshmen only)	2.8	3rd	
All purpose yards per game (Freshmen only)	78.9	2nd	

GAME 11: LSU



KAMREN CURL

2

Defensive Back | 6-2 | 198 | Junior
San Diego, Calif. | Muskogee HS (Okla.)

QUICK HITS

- Coached by his dad, Greg, in HS - DC in 9th grade / Assistant Coach on varsity.
- Father served in Navy, moved from California to Oklahoma at start of HS career.
- Returned his first career fumble recovery 69 yards for a touchdown at Ole Miss (9/7).
- First player in the nation with a SCK, an INT and a fumble recovery for a TD this year.
- Led the team with 11 tackles vs. WKU (11/9), his second double-digit game this year, one shy of a career-high.

CAREER STATS

	GP/GS	UA	A	ToT	TFL-YDS	SCK-YDS	FF	FR-YDS	INT-YDS	QBH	BRUP
2017	12/11	32	14	46	0.0-0	0.0-0	0	0-0	0-0	0	8
2018	11/11	27	26	53	0.0-0	0.0-0	1	0-0	0-0	1	5
2019	10/10	45	30	75	4.0-12	2.0-9	1	1-69	2-36	0	1
TOTAL	33/32	104	70	174	4.0-12	2.0-9	2	1-69	2-36	1	14

GAME-BY-GAME STATS

	GP/GS	UA	A	ToT	TFL-YDS	SCK-YDS	FF	FR-YDS	INT-YDS	QBH	BRUP
PORTLAND ST.	1/1	4	1	5	2.0-9	2.0-9	0	0-0	1-29	0	0
at Ole Miss	1/1	6	2	8	0.0-0	0.0-0	1	1-69	0-0	0	0
COLORADO ST.	1/1	7	2	9	0.0-0	0.0-0	0	0-0	0-0	0	0
SAN JOSE ST.	1/1	3	2	5	0.0-0	0.0-0	0	0-0	1-7	0	1
vs. Texas A&M	1/1	4	8	12	0.0-0	0.0-0	0	0-0	0-0	0	0
at Kentucky	1/1	3	2	5	0.5-1	0.0-0	0	0-0	0-0	0	0
AUBURN	1/1	5	3	8	0.0-0	0.0-0	0	0-0	0-0	0	0
at Alabama	1/1	3	4	7	0.0-0	0.0-0	0	0-0	0-0	0	0
MISSISSIPPI ST.	1/1	5	0	5	0.0-0	0.0-0	0	0-0	0-0	0	0
WESTERN KY.	1/1	5	6	11	1.5-2	0.0-0	0	0-0	0-0	0	0
at LSU											
MISSOURI											
TOTAL	10/10	45	30	75	4.0-12	2.0-9	1	1-69	2-36	0	1

SEASON HIGHS

Tackles	12 vs. Texas A&M (9/28/19)
Double Figure Tackle Games	1 last vs. Texas A&M (9/28/19)
Tackles For Loss	2.0 vs. Portland St. (8/31/19)
Sacks	2.0 vs. Portland St. (8/31/19)
QB Hurries	None
Pass Breakups	None
Forced Fumbles	1 at Ole Miss (9/7/19)
Interceptions	1 (2x) last vs. San Jose State (9/21/19)

CAREER HIGHS

Tackles	12 vs. Texas A&M (9/28/19)
Double Figure Tackle Games	1 last vs. Texas A&M (9/28/19)
Tackles For Loss	2.0 vs. Portland St. (8/31/19)
Sacks	2.0 vs. Portland St. (8/31/19)
QB Hurries	1 vs. LSU (11/10/18)
Pass Breakups	3 at South Carolina (10/7/17)
Forced Fumbles	1 (2x) last at Ole Miss (9/7/19)
Interceptions	1 (2x) last vs. San Jose State (9/21/19)

IN THE RANKINGS

Category	Stat	SEC	NCAA
Tackles per game	7.5	10th	T-95th
Interceptions per game	0.2	11th	110th
Total interceptions	2	T-11th	T-91st
Tackles per game (SEC games)	7.5	15th	



JOE FOUCHA

7

Defensive Back | 5-11 | 195 | Sophomore
New Orleans, La. | McDonogh 35 HS

QUICK HITS

- House flooded during Hurricane Katrina - moved to Texas, moved back to NOLA later.
- Recognized as PAT Award winner by Coach Morris after camp - Passion/Attitude/Trust.
- Topped his career-high for second time this year with 13 tackles at #1 Alabama (10/26).
- Hauled in his first career interception late vs. Portland St. (8/31), sealing the game.
- Has two double-digit tackle games in career, both this year (at Kentucky - 10/12).

CAREER STATS

	GP/GS	UA	A	ToT	TFL-YDS	SCK-YDS	FF	FR-YDS	INT-YDS	QBH	BRUP
2018	9/1	6	5	11	0.0-0	0.0-0	0	0-0	0-0	0	0
2019	10/10	38	32	70	1.0-2	0.0-0	0	1-0	1-20	1	4
TOTAL	19/11	44	37	81	1.0-2	0.0-0	0	1-0	1-20	1	4

GAME-BY-GAME STATS

	GP/GS	UA	A	ToT	TFL-YDS	SCK-YDS	FF	FR-YDS	INT-YDS	QBH	BRUP
PORTLAND ST.	1/1	0	1	1	0.0-0	0.0-0	0	0-0	1-20	0	2
at Ole Miss	1/1	6	1	7	0.0-0	0.0-0	0	1-0	0-0	0	0
COLORADO ST.	1/1	2	4	6	0.0-0	0.0-0	0	0-0	0-0	0	0
SAN JOSE ST.	1/1	1	3	4	0.0-0	0.0-0	0	0-0	0-0	1	1
vs. Texas A&M	1/1	3	3	6	0.0-0	0.0-0	0	0-0	0-0	0	0
at Kentucky	1/1	8	3	11	0.0-0	0.0-0	0	0-0	0-0	0	0
AUBURN	1/1	5	3	8	1.0-2	0.0-0	0	0-0	0-0	0	0
at Alabama	1/1	9	4	13	0.0-0	0.0-0	0	0-0	0-0	0	1
MISSISSIPPI ST.	1/1	1	8	9	0.0-0	0.0-0	0	0-0	0-0	0	0
WESTERN KY.	1/1	3	2	5	0.0-0	0.0-0	0	0-0	0-0	0	0
at LSU											
MISSOURI											
TOTAL	10/10	38	32	70	1.0-2	0.0-0	0	1-0	1-20	1	4

SEASON HIGHS

Tackles	13 at #1 Alabama (10/26/19)
Double-Digit Tackle Games	1 last at #1 Alabama (10/26/19)
Tackles For Loss	1.0 vs. #11 Auburn (10/19/19)
Sacks	None
QB Hurries	1 vs. San Jose State (9/21/19)
Pass Breakups	2 vs. Portland St. (8/31/19)
Forced Fumbles	None
Interceptions	1 vs. Portland St. (8/31/19)

CAREER HIGHS

Tackles	13 at #1 Alabama (10/26/19)
Double-Digit Tackle Games	1 last at #1 Alabama (10/26/19)
Tackles For Loss	1.0 vs. #11 Auburn (10/19/19)
Sacks	None
QB Hurries	1 vs. San Jose State (9/21/19)
Pass Breakups	2 vs. Portland St. (8/31/19)
Forced Fumbles	None
Interceptions	1 vs. Portland St. (8/31/19)



DORIAN GERALD

5

Tight End | 6-6 | 243 | Senior
Madison, Miss. | Madison Central HS

NEWS

Will miss the rest of the 2019 season after an injury in week one.

QUICK HITS

- Played in eight games during his first season at Arkansas, starting the final two contests.
- Totaled 275 snaps over the course of the year, 245 coming on the defensive line
- Recorded multi-tackle performances in each of the last five games of the year.
- Had multiple solo stops in three of the last four games.
- Racked up a season-high nine tackles, with 1.5 TFLs, at Mississippi State (11/17/18).

CAREER STATS

	GP/GS	UA	A	ToT	TFL-YDS	SCK-YDS	FF	FR-YDS	INT-YDS	QBH	BRUP
2018	8/2	8	13	21	2.5-13	0.0-0	0	0-0	0-0	2	2
2019	1/1	0	1	1	0.0-0	0.0-0	0	0-0	0-0	0	1
TOTAL	9/3	8	14	22	2.5-13	0.0-0	0	0-0	0-0	2	3

GAME-BY-GAME STATS

	GP/GS	UA	A	ToT	TFL-YDS	SCK-YDS	FF	FR-YDS	INT-YDS	QBH	BRUP
PORTLAND ST.	1/1	0	1	1	0.0-0	0.0-0	0	0-0	0-0	0	1
at Ole Miss	-/-	-	-	-	-	-	-	-	-	-	-
COLORADO ST.	-/-	-	-	-	-	-	-	-	-	-	-
SAN JOSE ST.	-/-	-	-	-	-	-	-	-	-	-	-
vs. Texas A&M	-/-	-	-	-	-	-	-	-	-	-	-
at Kentucky	-/-	-	-	-	-	-	-	-	-	-	-
AUBURN	-/-	-	-	-	-	-	-	-	-	-	-
at Alabama	-/-	-	-	-	-	-	-	-	-	-	-
MISSISSIPPI ST.	-/-	-	-	-	-	-	-	-	-	-	-
WESTERN KY.	-/-	-	-	-	-	-	-	-	-	-	-
at LSU	-/-	-	-	-	-	-	-	-	-	-	-
MISSOURI	-/-	-	-	-	-	-	-	-	-	-	-
TOTAL	1/1	0	1	1	0.0-0	0.0-0	0	0-0	0-0	0	1

SEASON HIGHS

Tackles1 vs. Portland St. (8/31/19)
Tackles For LossNone
SacksNone
QB HurriesNone
Pass Breakups1 vs. Portland St. (8/31/19)
Forced FumblesNone
InterceptionsNone

CAREER HIGHS

Tackles9 at Mississippi State (11/17/18)
Tackles For Loss1.5 at Mississippi State (11/17/18)
SacksNone
QB Hurries1, twice, at Missouri (11/23/18)
Pass Breakups1 (3x) last vs. Portland St. (8/31/19)
Forced FumblesNone
InterceptionsNone



GRAYSON GUNTER

89

Tight End | 6-6 | 243 | Junior
Madison, Miss. | Madison Central HS

QUICK HITS

- Father, Bubba, played football at Ole Miss from 1989-91 as an outside linebacker.
- Played in 11 of 12 games for the Razorbacks as a redshirt sophomore in 2018, starting twice.
- Racked up a career-high three catches in Week 1 vs. Portland St. (8/31).
- Tied a career-high 23 receiving yards after hauling in the second-longest rec. vs. Miss. St. (11/2/19).
- One of two players on 2019 roster from the state of Mississippi.

CAREER STATS

	GP/GS	RECEIVING					RUSHING				
		REC	YDS	AVG	TD	LNG	ATT	YDS	AVG	TD	LNG
2016	13/0	1	29	29.0	0	29	0	0	0.0	0	0
2018	11/2	4	51	12.8	1	23	0	0	0.0	0	0
2019	10/4	4	39	9.8	0	23	0	0	0.0	0	0
TOTAL	34/6	9	119	13.2	1	29	0	0	0.0	0	0

GAME-BY-GAME STATS

	GP/GS	RECEIVING					RUSHING				
		REC	YDS	AVG	TD	LNG	ATT	YDS	AVG	TD	LNG
PORTLAND ST.	1/1	3	16	5.3	0	9	0	0	0	0	0
at Ole Miss	1/1	0	0	0.0	0	0	0	0	0	0	0
COLORADO ST.	1/1	0	0	0.0	0	0	0	0	0	0	0
SAN JOSE ST.	1/0	0	0	0.0	0	0	0	0	0	0	0
vs. Texas A&M	1/0	0	0	0.0	0	0	0	0	0	0	0
at Kentucky	1/0	0	0	0.0	0	0	0	0	0	0	0
AUBURN	1/0	0	0	0.0	0	0	0	0	0	0	0
at Alabama	1/0	0	0	0.0	0	0	0	0	0	0	0
MISSISSIPPI ST.	1/1	1	23	23.0	0	23	0	0	0	0	0
WESTERN KY.	1/0	0	0	0.0	0	0	0	0	0	0	0
at LSU	-/-	-	-	-	-	-	-	-	-	-	-
MISSOURI	-/-	-	-	-	-	-	-	-	-	-	-
TOTAL	10/4	4	39	9.8	0	23	0	0	0	0	0

SEASON HIGHS

Receptions3 vs. Portland St. (8/31/19)
Receiving Yards23 vs. Mississippi St. (11/2/19)
Receiving TouchdownsNone
Long Reception23 vs. Mississippi St. (11/2/19)
RushesNone
Rushing YardsNone
Rushing TouchdownsNone

CAREER HIGHS

Receptions3 vs. Portland St. (8/31/19)
Receiving Yards23 (2x) last vs. Mississippi St. (11/2/19)
Receiving Touchdowns1 vs. Tulsa (10/20/18)
Long Reception23 (2x) last vs. Mississippi St. (11/2/19)
RushesNone
Rushing YardsNone
Rushing TouchdownsNone



T.J. HAMMONDS

41

Running Back | 5-10 | 184 | Redshirt Junior
Little Rock, Ark. | Joe T. Robinson HS

QUICK HITS

- Played in four of the first five games last year, then did not play again to keep redshirt.
- Recorded the team's longest catch last year 64 yards for a TD at Colorado State (9/8).
- Had three carries in three of the four games played last season.
- His 88-yard TD run against Coastal Carolina ('17) was the sixth-longest run in team history.
- Also had a 60-yard TD catch vs. CC to be first Hog since 2012 with two TDs of 60+ yards.

CAREER STATS

	GP/GS	RECEIVING				RUSHING					
		REC	YDS	AVG	TD	LNG	ATT	YDS	AVG	TD	LNG
2016	8/0	0	0	0.0	0	0	15	88	5.9	1	30
2017	12/0	2	64	32.0	1	60	32	267	8.3	1	88
2018	4/0	4	84	12.0	1	64	10	28	2.8	0	10
2019	4/0	4	10	2.5	0	7	3	39	13.0	0	29
TOTAL	28/0	12	166	13.8	2	64	60	436	6.9	2	88

GAME-BY-GAME STATS

	GP/GS	RECEIVING				RUSHING					
		REC	YDS	AVG	TD	LNG	ATT	YDS	AVG	TD	LNG
PORTLAND ST.	-/-	-	-	-	-	-	-	-	-	-	-
at Ole Miss	-/-	-	-	-	-	-	-	-	-	-	-
COLORADO ST.	-/-	-	-	-	-	-	-	-	-	-	-
SAN JOSE ST.	-/-	-	-	-	-	-	-	-	-	-	-
vs. Texas A&M	1/0	2	8	4.0	0	7	0	0	0.0	0	0
at Kentucky	-/-	-	-	-	-	-	-	-	-	-	-
AUBURN	1/0	1	-5	-5.0	0	-5	1	3	3.0	0	3
at Alabama	1/0	0	0	0.0	0	0	1	7	7.0	0	7
MISSISSIPPI ST.	-/-	-	-	-	-	-	-	-	-	-	-
WESTERN KY.	1/0	1	7	7.0	0	7	1	29	29.0	0	29
at LSU											
MISSOURI											
TOTAL	4/0	4	10	2.5	0	7	3	39	13.0	0	29

SEASON HIGHS

Rushes	1 (3x) last vs. Western Kentucky (11/9/19)
Rushing Yards	7 (2x) last vs. Western Kentucky (11/9/19)
Rushing Touchdowns	None
Long Rush	7 (2x) last vs. Western Kentucky (11/9/19)
Receptions	2 vs. Texas A&M (9/28/19)
Receiving Yards	29 vs. Western Kentucky (11/9/19)
Receiving Touchdowns	None
Long Reception	29 vs. Western Kentucky (11/9/19)

CAREER HIGHS

Rushes	11 at Ole Miss (10/28/17)
Rushing Yards	119 vs. Coastal Carolina (11/4/17)
Rushing Touchdowns	1 (2x), last vs. Coastal Carolina (11/4/17)
Long Rush	88 vs. Coastal Carolina (11/4/17)
Receptions	2 vs. North Texas (9/15/18)
Receiving Yards	64 at Colorado State (9/8/18)
Receiving Touchdowns	1 (2x) last at Colorado State (9/8/18)
Long Reception	64 at Colorado State (9/8/18)



CHASE HARRELL

14

Tight End | 6-4 | 249 | Senior
Huffman, Texas | Kansas

QUICK HITS

- Has a newborn son, Calvin.
- Caught his first touchdown at Arkansas in Week 3 vs. Colorado St. (9/14).
- Two of his three receptions this season have gone for 14 yards.
- Transitioned to tight end after 2018 season.
- Transferred to Arkansas as a junior after three years at Kansas.

CAREER STATS

	GP/GS	RECEIVING				RUSHING					
		REC	YDS	AVG	TD	LNG	ATT	YDS	AVG	TD	LNG
2016 (KU)	12	5	81	16.2	2	38	0	0	0.0	0	0
2017 (KU)	12/4	25	221	8.8	3	28	0	0	0.0	0	0
2018	10/0	4	60	15.0	0	36	0	0	0.0	0	0
2019	10/2	3	34	11.3	1	14	0	0	0.0	0	0
TOTAL	41/9	48	486	10.1	6	38	0	0	0.0	0	0

GAME-BY-GAME STATS

	GP/GS	RECEIVING				RUSHING					
		REC	YDS	AVG	TD	LNG	ATT	YDS	AVG	TD	LNG
PORTLAND ST.	1/0	1	14	14.0	0	14	0	0	0	0	0
at Ole Miss	1/0	0	0	0	0	0	0	0	0	0	0
COLORADO ST.	1/0	1	14	14.0	1	14	0	0	0	0	0
SAN JOSE ST.	1/1	0	0	0.0	0	0	0	0	0	0	0
vs. Texas A&M	1/0	0	0	0.0	0	0	0	0	0	0	0
at Kentucky	1/0	0	0	0.0	0	0	0	0	0	0	0
AUBURN	1/0	0	0	0.0	0	0	0	0	0	0	0
at Alabama	1/0	0	0	0.0	0	0	0	0	0	0	0
MISSISSIPPI ST.	1/0	1	6	6.0	0	0	0	0	0	0	0
WESTERN KY.	1/1	0	0	0.0	0	0	0	0	0	0	0
at LSU											
MISSOURI											
TOTAL	10/2	3	34	11.3	1	14	0	0	0.0	0	0

SEASON HIGHS

Receptions	1 (3x) last vs. Mississippi St. (11/2/19)
Receiving Yards	14, twice vs. Colorado State (9/14/19)
Receiving Touchdowns	1 vs. Colorado State (9/14/19)
Long Reception	14, twice vs. Colorado State (9/14/19)
Rushes	None
Rushing Yards	None
Rushing Touchdowns	None
Long Rush	None
Punt Returns	None
Long Punt Return	None
Kick Returns	None
Kick Return Yards	None
Kick Return Touchdowns	None

CAREER HIGHS

Receptions	6 vs. Oklahoma (11/18/17)
Receiving Yards	58 at Ohio (9/2/17)
Receiving Touchdowns	1 (6x), vs. Colorado State (9/14/19)
Long Reception	38 vs. Rhode Island (9/3/16)
Rushes	None
Rushing Yards	None
Rushing Touchdowns	None
Punt Returns	None
Long Rush	None
Long Punt Return	None
Kick Returns	None
Kick Return Yards	None
Kick Return Touchdowns	None

GAME 11: LSU



DE'JON HARRIS

8

Linebacker | 6-0 | 248 | Senior
Harvey, La. | John Ehret HS

QUICK HITS

- Nickname: Scoota - given to him by his mom as a child.
- Fourth double-digit tackle game of season (12 vs. Miss. St. - 11/2/19); 19th of career.
- Picked up first takeaway (FR) of season vs. Texas A&M (9/28), second of career.
- Tied for SEC lead in tackles (82); T-5th in tackles (53) in SEC games.
- Led the SEC in total tackles, solo stops & tackles in SEC play during the 2018 regular season.

CAREER STATS

	GP/GS	UA	A	ToT	TFL-YDS	SCK-YDS	FF	FR-YDS	INT-YDS	QBH	BRUP
2016	12/0	18	19	37	2.0-8	1.0-6	1	0-0	0-0	0	0
2017	12/12	66	49	115	8.5-25	3.5-18	0	0-0	0-0	4	2
2018	12/12	62	56	118	9.0-23	2.0-11	1	1-0	0-0	2	5
2019	10/10	39	43	82	3.5-5	0.0-0	1	2-6	0-0	2	2
TOTAL	46/34	185	167	352	23.0-61	6.5-51	3	3-6	0-0	8	9

GAME-BY-GAME STATS

	GP/GS	UA	A	ToT	TFL-YDS	SCK-YDS	FF	FR-YDS	INT-YDS	QBH	BRUP
PORTLAND ST.	1/1	0	3	3	0.5-1	0.0-0	0	0-0	0-0	1	0
at Ole Miss	1/1	3	3	6	0.0-0	0.0-0	0	0-0	0-0	0	0
COLORADO ST.	1/1	6	6	12	0.5-1	0.0-0	0	0-0	0-0	0	0
SAN JOSE ST.	1/1	3	4	7	0.0-0	0.0-0	0	0-0	0-0	0	2
vs. Texas A&M	1/1	5	1	6	1.0-2	0.0-0	0	1-6	0-0	0	0
at Kentucky	1/1	6	4	10	1.0-1	0.0-0	0	1-0	0-0	0	0
AUBURN	1/1	5	5	10	0.0-0	0.0-0	1	0-0	0-0	0	0
at Alabama	1/1	3	6	9	0.0-0	0.0-0	0	0-0	0-0	0	0
MISSISSIPPI ST.	1/1	5	7	12	0.5-0	0.0-0	0	0-0	0-0	0	0
WESTERN KY.	1/1	3	4	7	0.0-0	0.0-0	0	0-0	0-0	0	0
at LSU											
MISSOURI											
TOTAL	10/10	39	43	82	3.5-5	0.0-0	1	2-6	0-0	1	2

SEASON HIGHS

Tackles	12 (2x) last vs. Mississippi St. (11/2/19)
Tackles For Loss	1.0 (2x) last at Kentucky (10/12/19)
Double-Figure Tackle Games	4 last vs. Mississippi St. (11/2/19)
Sacks	None
Interceptions	None
Interception Return Yards	None
QB Hurries	1 vs. Portland St. (8/31/19)
Pass Breakups	2 vs. San Jose State (9/21/19)
Forced Fumbles	1 vs. #11 Auburn (10/19/19)
Fumble Recoveries	1 (2x) last at Kentucky (10/12/19)

CAREER HIGHS

Tackles	16 vs. Texas A&M (9/29/18)
Tackles For Loss	2.0 (3x), last vs. Texas A&M (9/29/18)
Double-Figure Tackle Games	19, last vs. Mississippi St. (11/2/19)
Sacks	1.0 (6x) last vs. Ole Miss (10/13/18)
Interceptions	None
Interception Return Yards	1 vs. Tulsa (10/20/18)
QB Hurries	3 vs. Missouri (11/24/17)
Pass Breakups	2 (3x) last vs. San Jose State (9/21/19)
Forced Fumbles	1 (3x) last vs. #11 Auburn (10/19/19)
Fumble Recoveries	1 (3x) last at Kentucky (10/12/19)

IN THE RANKINGS

Category	Stat	SEC	NCAA
Tackles per game	8.2	3rd	T-49th
Fumbles recovered	2	T-1st	T-16th



CHASE HAYDEN

2

Running Back | 5-10 | 205 | Junior
Memphis, Tenn. | Saint George's Independent School

QUICK HITS

- Father, Aaron, was RB at Tennessee & drafted by Chargers (4th rd) in 1995 NFL Draft.
- Played in all 12 games for the Razorbacks as a sophomore in 2018.
- Totaled 220 snaps over the course of the season, 214 out of the backfield.
- Ranked third on the team in rushing with 251 yards and a touchdown on 57 carries in 2018.
- Racked up 70 yards on five carries, scoring once against Vanderbilt on Oct. 27.

CAREER STATS

	RUSHING					RECEIVING					
	GP/GS	ATT	YDS	AVG	TD	LNG	REC	YDS	AVG	TD	LNG
2017	7/0	61	326	5.3	4	40	1	23	23.0	0	23
2018	12/0	57	251	4.4	1	38	11	61	5.5	0	20
2019	4/0	12	39	3.3	0	15	4	12	3.0	0	6
TOTAL	23/0	130	617	4.7	5	40	16	96	6.0	0	23

GAME-BY-GAME STATS

	RUSHING					RECEIVING					
	GP/GS	ATT	YDS	AVG	TD	LNG	REC	YDS	AVG	TD	LNG
PORTLAND ST.	1/0	9	28	3.1	0	6	1	4	4.0	0	4
at Ole Miss	1/0	1	-6	-6.0	0	-6	1	-4	-4.0	0	-4
COLORADO ST.	1/0	2	17	8.5	0	15	2	12	6.0	0	6
SAN JOSE ST.	1/0	0	0	0.0	0	0	0	0	0.0	0	0
vs. Texas A&M	-/-	-	-	-	-	-	-	-	-	-	-
at Kentucky	-/-	-	-	-	-	-	-	-	-	-	-
AUBURN	-/-	-	-	-	-	-	-	-	-	-	-
at Alabama	-/-	-	-	-	-	-	-	-	-	-	-
MISSISSIPPI ST.	-/-	-	-	-	-	-	-	-	-	-	-
WESTERN KY.	-/-	-	-	-	-	-	-	-	-	-	-
at LSU											
MISSOURI											
TOTAL	4/0	12	39	3.3	0	15	4	12	3.0	0	6

SEASON HIGHS

Rushes	9 vs. Portland St. (8/31/19)
Rushing Yards	28 vs. Portland St. (8/31/19)
Rushing Touchdowns	None
Long Rush	15 vs. Colorado St. (9/14/19)
100-Yard Games	None
Receptions	2 vs. Colorado St. (9/14/19)
Receiving Yards	12 vs. Colorado St. (9/14/19)
Receiving Touchdowns	None
Long Reception	6 vs. Colorado St. (9/14/19)

CAREER HIGHS

Rushes	14 vs. Florida A&M (8/31/17)
Rushing Yards	120 vs. Florida A&M (8/31/17)
Rushing Touchdowns	2 vs. New Mexico State (9/30/17)
Long Rush	40 vs. Auburn (10/21/17)
100-Yard Games	1, 120 vs. Florida A&M (8/31/17)
Receptions	5 vs. Vanderbilt (10/27/18)
Receiving Yards	26 vs. Alabama (10/6/18)
Receiving Touchdowns	None
Long Reception	23 vs. Auburn (10/21/17)

GAME 11: LSU



HAYDEN HENRY

27

Linebacker | 6-2 | 226 | Junior
Little Rock, Ark. | Pulaski Academy

QUICK HITS

- Razorback Bloodline: Grandfather, Skip Coffman, played basketball (1957-62), father, Mark, played football (1988-91), brothers Hunter (2013-15) & Hudson (current freshman) play FB.
- Has played in all 10 games in 2019, racking up 31 tackles (2.5 TFL).
- Notched career-high 1.5 TFL vs. CSU (9/14) in Week 3 along with a forced fumble and a PBU.
- Had a career high eight tackles against LSU (11/10/18).

CAREER STATS

	GP/GS	UA	A	ToT	TFL-YDS	SCK-YDS	FF	FR-YDS	INT-YDS	QBH	BRUP
2017	12/0	3	0	3	0.0-0	0.0-0	0	0-0	0-0	0	0
2018	12/1	9	15	24	0.0-0	0.0-0	0	0-0	0-0	0	0
2019	10/0	16	15	31	2.5-9	1.0-7	1	0-0	0-0	0	2
TOTAL	34/1	28	30	58	2.5-9	1.0-7	1	0-0	0-0	0	2

GAME-BY-GAME STATS

	GP/GS	UA	A	ToT	TFL-YDS	SCK-YDS	FF	FR-YDS	INT-YDS	QBH	BRUP
PORTLAND ST.	1/0	1	0	1	1.0-7	1.0-7	0	0-0	0-0	0	0
at Ole Miss	1/0	2	2	4	0.0-0	0.0-0	0	0-0	0-0	0	0
COLORADO ST.	1/0	2	5	7	1.5-2	0.0-0	1	0-0	0-0	0	1
SAN JOSE ST.	1/0	1	0	1	0.0-0	0.0-0	0	0-0	0-0	0	1
vs. Texas A&M	1/0	1	0	1	0.0-0	0.0-0	0	0-0	0-0	0	0
at Kentucky	1/0	4	0	4	0.0-0	0.0-0	0	0-0	0-0	0	0
AUBURN	1/0	2	0	2	0.0-0	0.0-0	0	0-0	0-0	0	0
at Alabama	1/0	1	3	4	0.0-0	0.0-0	0	0-0	0-0	0	0
MISSISSIPPI ST.	1/0	1	5	6	0.0-0	0.0-0	0	0-0	0-0	0	0
WESTERN KY.	1/0	1	0	1	0.0-0	0.0-0	0	0-0	0-0	0	0
at LSU											
MISSOURI											
TOTAL	10/0	16	15	31	2.5-9	1.0-7	1	0-0	0-0	0	2

SEASON HIGHS

Tackles 7 vs. Colorado St. (9/14/19)
Tackles For Loss 1.5 vs. Colorado St. (9/14/19)
Sacks 1.0 vs. Portland St. (8/31/19)
Interceptions None
Interception Return Yards None
QB Hurries None
Pass Breakups 1 (2x) last vs. San Jose State (9/21/19)
Forced Fumbles 1 vs. Colorado St. (9/14/19)

CAREER HIGHS

Tackles 8 vs. LSU (11/10/18)
Tackles For Loss 1.5 vs. Colorado St. (9/14/19)
Sacks 1.0 vs. Portland St. (8/31/19)
Interceptions None
Interception Return Yards None
QB Hurries None
Pass Breakups 1 (2x) last vs. San Jose State (9/21/19)
Forced Fumbles 1 vs. Colorado St. (9/14/19)



BEN HICKS

6

Quarterback | 6-1 | 217 | Senior
Waco, Texas | SMU



QUICK HITS

- Transferred from SMU with one year of eligibility remaining.
- Played in 12 games, starting nine, as a junior at SMU.
- Left SMU as career leader in passing yards, total offense, TD passes, TDs responsible for, completions and 300-yard games.
- Came off the bench against Texas A&M (9/28) and threw a season-high 188 yards (15 comp.)

CAREER STATS

	PASSING								RUSHING					
	GP/GS	COMP	ATT	PCT	YDS	TD	INT	LNG	ATT	YDS	AVG	TD	LNG	
2016	12/11	234	422	55.4	2,930	19	15	88	41	-83	-2.0	2	15	
2017	13/13	276	472	58.4	3,569	33	12	86	54	47	0.9	1	25	
2018	12/9	208	372	55.9	2,582	19	7	71	45	-68	-1.5	0	51	
2019	6/4	64	132	48.4	736	2	2	49	20	2	0.1	0	17	
TOTAL	43/37	782	1,358	57.6	9,817	73	36	88	160	-102	-0.6	3	51	

GAME-BY-GAME STATS

	PASSING								RUSHING					
	GP/GS	COMP	ATT	PCT	YDS	TD	INT	LNG	ATT	YDS	AVG	TD	LNG	
PORTLAND ST.	1/1	14	29	48.3	143	0	0	20	2	6	3.0	0	10	
at Ole Miss	1/1	7	16	43.8	98	0	0	49	4	-5	-1.0	0	6	
COLORADO ST.	-/-	-	-	-	-	-	-	-	-	-	-	-	-	
SAN JOSE ST.	-/-	-	-	-	-	-	-	-	-	-	-	-	-	
vs. Texas A&M	1/0	15	27	55.6	188	1	0	31	3	0	0.0	0	17	
at Kentucky	1/0	5	8	62.5	81	0	0	22	4	5	0.8	0	13	
AUBURN	1/1	19	39	48.7	182	1	1	45	7	-4	-0.6	0	5	
at Alabama	-/-	-	-	-	-	-	-	-	-	-	-	-	-	
MISSISSIPPI ST.	1/1	4	13	30.8	44	0	1	23	0	0	0.0	0	0	
WESTERN KY.	-/-	-	-	-	-	-	-	-	-	-	-	-	-	
at LSU														
MISSOURI														
TOTAL	6/4	64	132	48.4	736	2	2	49	20	2	0.1	0	17	

SEASON HIGHS

Pass Attempts 39 vs. #11 Auburn (10/19/19)
Completions 19 vs. #11 Auburn (10/19/19)
Pass Yards 188 vs. #23 Texas A&M (9/28/19)
Pass TDs 1 (2x) last vs. #11 Auburn (10/19/19)
Long Pass 49 at Ole Miss (9/7/19)
Completion % 62.5 at Kentucky (10/12/19)
Rushes 7 vs. #11 Auburn (10/19/19)
Rush Yards 6 vs. Portland St. (8/31/19)
Rush TDs None
Long Rush 17 vs. #23 Texas A&M (9/28/19)

CAREER HIGHS

Pass Attempts 58 at Houston (10/7/17)
Completions 41 at Houston (10/7/17)
Pass Yards 397 at Houston (10/7/17)
Pass TDs 4, 5x, last at Houston (10/7/17)
Long Pass 88 at North Texas (9/1/18)
Completion % 100.0 vs. Navy (9/22/18)
Rushes 7 (6x) last vs. #11 Auburn (10/19/19)
Rush Yards 54 vs. UCF (11/4/17)
Rush TDs 1 vs. Arkansas State (9/23/17)
Long Rush 51 at UConn (11/10/18)



KJ JEFFERSON

13

Quarterback | 6-3 | 228 | Freshman
Sardis, Miss. | North Panola HS

QUICK HITS

- Made collegiate debut against Mississippi State (11/2) in fourth quarter.
- Led team on four-play, 75-yard touchdown drive - capped by five-yard TD run.
- Consensus four-star prospect.
- Rated No. 4 dual-threat QB (247Sports) & No. 12 player in Mississippi (Rivals).
- 40 wins, 9,582 passing yards, 2,922 rushing yards & 143 total TDs at North Panola HS.

CAREER STATS

	PASSING								RUSHING						
	GP/GS	COMP	ATT	PCT	YDS	TD	INT	LNG	ATT	YDS	AVG	TD	LNG		
2019	2/0	7	17	41.2	92	0	1	32	18	58	3.2	2	21		
TOTAL	2/0	7	17	41.2	92	0	1	32	18	58	3.2	2	21		

GAME-BY-GAME STATS

	PASSING								RUSHING						
	GP/GS	COMP	ATT	PCT	YDS	TD	INT	LNG	ATT	YDS	AVG	TD	LNG		
PORTLAND ST.	-/-	-	-	-	-	-	-	-	-	-	-	-	-	-	-
at Ole Miss	-/-	-	-	-	-	-	-	-	-	-	-	-	-	-	-
COLORADO ST.	-/-	-	-	-	-	-	-	-	-	-	-	-	-	-	-
SAN JOSE ST.	-/-	-	-	-	-	-	-	-	-	-	-	-	-	-	-
vs. Texas A&M	-/-	-	-	-	-	-	-	-	-	-	-	-	-	-	-
at Kentucky	-/-	-	-	-	-	-	-	-	-	-	-	-	-	-	-
AUBURN	-/-	-	-	-	-	-	-	-	-	-	-	-	-	-	-
at Alabama	-/-	-	-	-	-	-	-	-	-	-	-	-	-	-	-
MISSISSIPPI ST.	1/0	1	2	50.0	32	0	0	32	2	26	13.0	1	21		
WESTERN KY.	1/0	6	15	40.0	60	0	1	20	16	32	2.0	1	17		
at LSU															
MISSOURI															
TOTAL	2/0	7	17	41.2	92	0	1	32	18	58	3.2	2	21		

SEASON HIGHS

Pass Attempts.....	15 vs. Western Kentucky (11/9/19)
Completions.....	6 vs. Western Kentucky (11/9/19)
Pass Yards.....	60 vs. Western Kentucky (11/9/19)
Pass TDs.....	None
Long Pass.....	32 vs. Mississippi State (11/2/19)
Completion %.....	50.0 vs. Mississippi State (11/2/19)
Rushes.....	16 vs. Western Kentucky (11/9/19)
Rush Yards.....	32 vs. Western Kentucky (11/9/19)
Rush TDs.....	1 (2x) last vs. Western Kentucky (11/9/19)
Long Rush.....	21 vs. Mississippi State (11/2/19)

CAREER HIGHS

Pass Attempts.....	15 vs. Western Kentucky (11/9/19)
Completions.....	6 vs. Western Kentucky (11/9/19)
Pass Yards.....	60 vs. Western Kentucky (11/9/19)
Pass TDs.....	None
Long Pass.....	32 vs. Mississippi State (11/2/19)
Completion %.....	50.0 vs. Mississippi State (11/2/19)
Rushes.....	16 vs. Western Kentucky (11/9/19)
Rush Yards.....	32 vs. Western Kentucky (11/9/19)
Rush TDs.....	1 (2x) last vs. Western Kentucky (11/9/19)
Long Rush.....	21 vs. Mississippi State (11/2/19)



JOHN STEPHEN JONES

9

Quarterback | 5-11 | 199 | Reshirt Freshman
Sardis, Miss. | North Panola HS

QUICK HITS

- Third-generation Razorback Football player - Father, Stephen, was a linebacker and grand-father, Jerry, was offensive lineman & captain of 1964 national title team.
- Made first career start vs. WKU (11/9), completing three passes for 27 yards.
- Thrown touchdowns in two of three games - 8-yd pass to C.J. O'Grady vs. Alabama & 11-yd pass to Mike Woods vs. Mississippi State.

CAREER STATS

	PASSING								RUSHING						
	GP/GS	COMP	ATT	PCT	YDS	TD	INT	LNG	ATT	YDS	AVG	TD	LNG		
2018	3/0	2	8	25.0	18	0	1	13	3	15	5.0	0	15		
2019	3/1	13	26	50.0	101	2	1	12	11	22	2.0	0	12		
TOTAL	6/1	15	34	44.1	119	2	2	13	14	37	2.6	0	15		

GAME-BY-GAME STATS

	PASSING								RUSHING						
	GP/GS	COMP	ATT	PCT	YDS	TD	INT	LNG	ATT	YDS	AVG	TD	LNG		
PORTLAND ST.	-/-	-	-	-	-	-	-	-	-	-	-	-	-	-	-
at Ole Miss	-/-	-	-	-	-	-	-	-	-	-	-	-	-	-	-
COLORADO ST.	-/-	-	-	-	-	-	-	-	-	-	-	-	-	-	-
SAN JOSE ST.	-/-	-	-	-	-	-	-	-	-	-	-	-	-	-	-
vs. Texas A&M	-/-	-	-	-	-	-	-	-	-	-	-	-	-	-	-
at Kentucky	-/-	-	-	-	-	-	-	-	-	-	-	-	-	-	-
AUBURN	-/-	-	-	-	-	-	-	-	-	-	-	-	-	-	-
at Alabama	1/0	6	7	85.7	49	1	0	12	6	14	2.3	0	12		
MISSISSIPPI ST.	1/0	4	9	44.4	25	1	0	11	3	3	1.0	0	3		
WESTERN KY.	1/1	3	10	30.0	27	0	1	11	2	5	2.5	0	4		
at LSU															
MISSOURI															
TOTAL	3/1	13	26	50.0	101	2	1	12	11	22	2.0	0	12		

SEASON HIGHS

Pass Attempts.....	10 vs. Western Kentucky (11/9/19)
Completions.....	6 at Alabama (10/26/19)
Pass Yards.....	49 at Alabama (10/26/19)
Pass TDs.....	1, twice, vs. Mississippi State (11/2/19)
Long Pass.....	12 at Alabama (10/26/19)
Completion %.....	85.7 at Alabama (10/26/19)
Rushes.....	6 at Alabama (10/26/19)
Rush Yards.....	14 at Alabama (10/26/19)
Rush TDs.....	None
Long Rush.....	12 at Alabama (10/26/19)

CAREER HIGHS

Pass Attempts.....	10 vs. Western Kentucky (11/9/19)
Completions.....	6 at Alabama (10/26/19)
Pass Yards.....	49 at Alabama (10/26/19)
Pass TDs.....	1, twice, vs. Mississippi State (11/2/19)
Long Pass.....	13 at Missouri (11/23/18)
Completion %.....	85.7 at Alabama (10/26/19)
Rushes.....	6 at Alabama (10/26/19)
Rush Yards.....	15 vs. North Texas (9/15/18)
Rush TDs.....	None
Long Rush.....	15 vs. North Texas (9/15/18)



JORDAN JONES

10

Wide Receiver | 6-1 | 185 | Junior
Smackover, Ark. | Smackover HS

QUICK HITS

- Arkansas 3A State 100-meter dash champion (10.75).
- Played in all 12 games as a sophomore in 2018 - catching a pass in nine.
- Reeled in the top yardage-performance by a Hog last year with 132 in the season opener.
- Recorded his lone TD of the year on a 57-yard pass against EIU in the first game.
- Helped Arkansas extend its streak of 12-straight years with a 100+ yard receiver.

CAREER STATS

	RECEIVING					RUSHING				
	GP/GS	REC	YDS	AVG	TD	LNG	ATT	YDS	AVG	TD
2017	12/6	21	401	19.1	3	65	8	88	11.0	0
2018	12/0	17	191	11.2	1	57	1	9	9.0	0
TOTAL	24/6	38	592	15.6	4	65	9	97	10.7	0

GAME-BY-GAME STATS

	RUSHING					RECEIVING				
	GP/GS	REC	YDS	AVG	TD	LNG	ATT	YDS	AVG	TD
PORTLAND ST.	-/-	-	-	-	-	-	-	-	-	-
at Ole Miss	-/-	-	-	-	-	-	-	-	-	-
COLORADO ST.	-/-	-	-	-	-	-	-	-	-	-
SAN JOSE ST.	-/-	-	-	-	-	-	-	-	-	-
vs. Texas A&M	-/-	-	-	-	-	-	-	-	-	-
at Kentucky	-/-	-	-	-	-	-	-	-	-	-
AUBURN	-/-	-	-	-	-	-	-	-	-	-
at Alabama	-/-	-	-	-	-	-	-	-	-	-
MISSISSIPPI ST.	-/-	-	-	-	-	-	-	-	-	-
WESTERN KY.	-/-	-	-	-	-	-	-	-	-	-
at LSU	-/-	-	-	-	-	-	-	-	-	-
MISSOURI	-/-	-	-	-	-	-	-	-	-	-
TOTAL	0/0	0	0	0.0	0	0	0	0	0.0	0

SEASON HIGHS

Receptions	5 vs. Eastern Illinois (9/1/18)
Receiving Yards	132 vs. Eastern Illinois (9/1/18)
Receiving Touchdowns	1 vs. Eastern Illinois (9/1/18)
Long Reception	57 vs. Eastern Illinois (9/1/18)
Rushes	1 vs. Alabama (10/6/18)
Rushing Yards	9 vs. Alabama (10/6/18)
Rushing Touchdowns	None
Long Rush	9 vs. Alabama (10/6/19)

CAREER HIGHS

Receptions	5 vs. Eastern Illinois (9/1/18)
Receiving Yards	132 vs. Eastern Illinois (9/1/18)
Receiving Touchdowns	1 (4x) last vs. Eastern Illinois (9/1/18)
Long Reception	65 vs. Missouri (11/24/17)
Rushes	2 vs. Texas A&M (9/23/17)
Rushing Yards	50 vs. Texas A&M (9/23/17)
Rushing Touchdowns	None
Long Rush	30 vs. Texas A&M (9/23/17)



TREY KNOX

7

Wide Receiver | 6-5 | 205 | Freshman
Murfreesboro, Tenn. | Blackman HS

QUICK HITS

- Loves country music - big Luke Bryan fan.
- Second among SEC freshmen in receptions per game (3.0) and third in receiving yards per game (40.7).
- His 49-yard reception at Ole Miss is the longest by an Arkansas true freshman since Hunter Henry (2013).
- Four-star prospect by Rivals, 247Sports & ESPN - 16th in country & No. 4 in Tenn. by Rivals.
- One of four Razorbacks with a receiving TD this year and one of three Arkansas WR with multiple TDs.

CAREER STATS

	RECEIVING					RUSHING				
	GP/GS	REC	YDS	AVG	TD	LNG	ATT	YDS	AVG	TD
2019	9/9	27	366	13.6	2	49	0	0	0.0	0
TOTAL	9/9	27	366	13.6	2	49	0	0	0.0	0

GAME-BY-GAME STATS

	RECEIVING					RUSHING				
	GP/GS	REC	YDS	AVG	TD	LNG	ATT	YDS	AVG	TD
PORTLAND ST.	1/1	1	38	38.0	0	38	0	0	0	0
at Ole Miss	1/1	6	88	14.7	0	49	0	0	0	0
COLORADO ST.	1/1	6	90	15.0	1	24	0	0	0	0
SAN JOSE ST.	1/1	8	83	10.4	1	19	0	0	0	0
vs. Texas A&M	-/-	-	-	-	-	-	-	-	-	-
at Kentucky	1/1	2	24	12.0	0	18	0	0	0	0
AUBURN	1/1	3	34	11.3	0	19	0	0	0	0
at Alabama	1/1	0	0	0.0	0	0	0	0	0	0
MISSISSIPPI ST.	1/1	1	9	9.0	0	9	0	0	0	0
WESTERN KY.	1/1	0	0	0.0	0	0	0	0	0	0
at LSU	-/-	-	-	-	-	-	-	-	-	-
MISSOURI	-/-	-	-	-	-	-	-	-	-	-
TOTAL	9/9	27	366	13.6	2	49	0	0	0.0	0

SEASON HIGHS

Receptions	8 vs. San Jose State (9/21/19)
Receiving Yards	90 vs. Colorado St. (9/14/19)
Receiving Touchdowns	1 (2x) last vs. San Jose State (9/21/19)
Long Reception	49 at Ole Miss (9/7/19)

CAREER HIGHS

Receptions	8 vs. San Jose State (9/21/19)
Receiving Yards	90 vs. Colorado St. (9/14/19)
Receiving Touchdowns	1 (2x) last vs. San Jose State (9/21/19)
Long Reception	49 at Ole Miss (9/7/19)

IN THE RANKINGS

Category	Stat	SEC	NCAA
Receiving yards per game	40.7	22nd	
Receptions per game	3.0	T-20th	
Receiving yards per game (Freshmen only)	40.7	2nd	
Receptions per game (Freshmen only)	3.0	1st	
All purpose yards per game (Freshmen only)	40.7	50th	



JONATHAN MARSHALL 42

Defensive Line | 6-3 | 299 | Junior
Shepherd, Texas | Shepherd HS

QUICK HITS

- Strength coach Trumain Carroll on Marshall - "Strongest human I've ever been around."
- Summer max at 650 lbs on squad, 365 lbs clean, 450 lbs bench, 33 inch vertical.
- Cousin Cedric Reed - Buffalo Bills, relative Cedric Hardman 9th pick overall by 49ers in 1970.
- Played in all 10 games this season, registered first FF of career at Kentucky (10/12).
- Has two tackles for loss this year, both coming in conference games.

CAREER STATS

	GP/GS	UA	A	ToT	TFL-YDS	SCK-YDS	FF	FR-YDS	INT-YDS	QBH	BRUP
2017	12/0	2	4	6	0.5-0	0.0-0	0	0-0	0-0	2	0
2018	11/0	4	10	14	0.0-0	0.0-0	0	0-0	0-0	0	0
2019	10/0	5	7	12	2.0-4	0.0-0	1	0-0	0-0	3	0
TOTAL	33/0	11	21	32	3.0-4	0.0-0	1	0-0	0-0	5	0

GAME-BY-GAME STATS

	GP/GS	UA	A	ToT	TFL-YDS	SCK-YDS	FF	FR-YDS	INT-YDS	QBH	BRUP
PORTLAND ST.	1/0	1	0	1	0.0-0	0.0-0	0	0-0	0-0	1	0
at Ole Miss	1/0	2	0	2	1.0-1	0.0-0	0	0-0	0-0	0	0
COLORADO ST.	1/0	1	1	2	0.0-0	0.0-0	0	0-0	0-0	1	0
SAN JOSE ST.	1/0	0	1	1	0.0-0	0.0-0	0	0-0	0-0	1	0
vs. Texas A&M	1/0	0	0	0	0.0-0	0.0-0	0	0-0	0-0	0	0
at Kentucky	1/0	1	0	1	1.0-3	0.0-0	1	0-0	0-0	0	0
AUBURN	1/0	0	1	1	0.0-0	0.0-0	0	0-0	0-0	0	0
at Alabama	1/0	0	2	2	0.0-0	0.0-0	0	0-0	0-0	0	0
MISSISSIPPI ST.	1/0	0	2	2	0.0-0	0.0-0	0	0-0	0-0	0	0
WESTERN KY.	1/0	0	0	0	0.0-0	0.0-0	0	0-0	0-0	0	0
at LSU											
MISSOURI											
TOTAL	10/0	5	7	12	2.0-4	0.0-0	1	0-0	0-0	3	0

SEASON HIGHS

Tackles 2 (4x) last vs. Mississippi St. (11/2/19)
 Tackles For Loss 1.0 (2x) last at Kentucky (10/12/19)
 Sacks None
 Interceptions None
 Interception Return Yards None
 QB Hurries 1 (3x) last vs. San Jose State (9/21/19)
 Pass Breakups None
 Forced Fumbles 1 at Kentucky (10/12/19)

CAREER HIGHS

Tackles 3 (2x) last at Mississippi State (11/17/18)
 Tackles For Loss 1.0 (2x) last at Kentucky (10/12/19)
 Sacks None
 Interceptions None
 Interception Return Yards None
 QB Hurries 2 vs. Florida A&M (8/31/17)
 Pass Breakups None
 Forced Fumbles 1 at Kentucky (10/12/19)



JARQUES McCLELLION 4

Defensive Back | 6-0 | 175 | Sophomore
Lake Worth, Fla. | American Heritage School

QUICK HITS

- Changed number from 24 to honor cousin & former Notre Dame RB Greg Bryant.
- Writes poetry to keep his mind right and find a sense of calm.
- Cousin of Brandon Flowers, who played CB for the Kansas City Chiefs & San Diego Chargers.
- Matched career-high five tackles in three-consecutive weeks (3-5), including nine solo stops.
- Hauled in his first career interception midway through the 3rd quarter vs. Portland St.

CAREER STATS

	GP/GS	UA	A	ToT	TFL-YDS	SCK-YDS	FF	FR-YDS	INT-YDS	QBH	BRUP
2018	12/9	21	4	25	0.0-0	0.0-0	0	0-0	0-0	0	7
2019	10/9	16	11	27	0.0-0	0.0-0	0	0-0	1-0	0	4
TOTAL	22/18	37	15	52	0.0-0	0.0-0	0	0-0	1-0	0	11

GAME-BY-GAME STATS

	GP/GS	UA	A	ToT	TFL-YDS	SCK-YDS	FF	FR-YDS	INT-YDS	QBH	BRUP
PORTLAND ST.	1/1	1	0	1	0.0-0	0.0-0	0	0-0	1-0	0	0
at Ole Miss	1/1	1	0	1	0.0-0	0.0-0	0	0-0	0-0	0	0
COLORADO ST.	1/1	4	1	5	0.0-0	0.0-0	0	0-0	0-0	0	0
SAN JOSE ST.	1/1	3	2	5	0.0-0	0.0-0	0	0-0	0-0	0	1
vs. Texas A&M	1/1	2	3	5	0.0-0	0.0-0	0	0-0	0-0	0	2
at Kentucky	1/1	1	0	1	0.0-0	0.0-0	0	0-0	0-0	0	0
AUBURN	1/1	1	1	2	0.0-0	0.0-0	0	0-0	0-0	0	0
at Alabama	1/1	0	1	1	0.0-0	0.0-0	0	0-0	0-0	0	0
MISSISSIPPI ST.	1/1	1	1	2	0.0-0	0.0-0	0	0-0	0-0	0	1
WESTERN KY.	1/1	2	2	4	0.0-0	0.0-0	0	0-0	0-0	0	0
at LSU											
MISSOURI											
TOTAL	10/9	16	11	27	0.0-0	0.0-0	0	0-0	1-0	0	4

SEASON HIGHS

Tackles 5 (3x) last vs. #23 Texas A&M (9/28/19)
 Tackles For Loss None
 Sacks None
 Interceptions 1 vs. Portland St. (8/31/19)
 Interception Return Yards None
 QB Hurries None
 Pass Breakups 2 vs. #23 Texas A&M (9/28/19)
 Forced Fumbles None

CAREER HIGHS

Tackles 5 (4x) last vs. #23 Texas A&M (9/28/19)
 Tackles For Loss None
 Sacks None
 Interceptions 1 vs. Portland St. (8/31/19)
 Interception Return Yards None
 QB Hurries None
 Pass Breakups 2 (2x) last vs. #23 Texas A&M (9/28/19)
 Forced Fumbles None



GRANT MORGAN

31



Linebacker | 5-11 | 229 | Junior
Greenwood HS | Greenwood, Ark.

QUICK HITS

- Younger brother of former Arkansas & NFL wide receiver Drew Morgan.
- Began Arkansas career as walk-on, placed on scholarship Aug. 2018.
- Played in 34-straight games since freshman season in 2017.
- Picked up his second-career sack vs. CSU (9/14) - part of second-straight five-tackle performance.
- Tallied a season-high seven tackles (two solo) vs. WKU (11/9); 4th game with five or more.

CAREER STATS

	GP/GS	UA	A	ToT	TFL-YDS	SCK-YDS	FF	FR-YDS	INT-YDS	QBH	BRUP
2017	12/0	22	16	38	3.5-15	1.0-9	1	0-0	0-0	2	2
2018	12/0	8	16	24	2.5-4	0.0-0	0	0-0	0-0	2	1
2019	10/0	9	27	36	3.0-14	1.0-8	0	0-0	0-0	0	0
TOTAL	34/0	39	59	99	9.0-33	2.0-17	1	0-0	0-0	4	3

GAME-BY-GAME STATS

	GP/GS	UA	A	ToT	TFL-YDS	SCK-YDS	FF	FR-YDS	INT-YDS	QBH	BRUP
PORTLAND ST.	1/0	2	2	4	1.0-4	0.0-0	0	0-0	0-0	0	0
at Ole Miss	1/0	1	4	5	0.0-0	0.0-0	0	0-0	0-0	0	0
COLORADO ST.	1/0	1	3	5	1.5-9	1.0-8	0	0-0	0-0	0	0
SAN JOSE ST.	1/0	0	1	1	0.0-0	0.0-0	0	0-0	0-0	0	0
vs. Texas A&M	1/0	0	1	1	0.5-1	0.0-0	0	0-0	0-0	0	0
at Kentucky	1/0	0	4	4	0.0-0	0.0-0	0	0-0	0-0	0	0
AUBURN	1/0	2	2	4	0.0-0	0.0-0	0	0-0	0-0	0	0
at Alabama	1/0	1	4	5	0.0-0	0.0-0	0	0-0	0-0	0	0
MISSISSIPPI ST.	1/0	0	1	1	0.0-0	0.0-0	0	0-0	0-0	0	0
WESTERN KY.	1/0	2	5	7	0.0-0	0.0-0	0	0-0	0-0	0	0
at LSU											
MISSOURI											
TOTAL	10/0	9	27	36	3.0-14	1.0-8	0	0-0	0-0	0	0

SEASON HIGHS

Tackles 7 vs. Western Kentucky (11/9/19)
 Tackles For Loss 1.5 vs. Colorado St. (9/14/19)
 Sacks 1.0 vs. Colorado St. (9/14/19)
 Interceptions None
 Interception Return Yards None
 QB Hurries None
 Pass Breakups None
 Forced Fumbles None
 Fumble Recoveries None

CAREER HIGHS

Tackles 8 vs. Missouri (11/24/17)
 Tackles For Loss 2.0 vs. Mississippi State (11/18/17)
 Sacks 1.0 (3x) last vs. Colorado St. (9/14/19)
 Interceptions None
 Interception Return Yards None
 QB Hurries 1 (3x) last vs. North Texas (9/15/18)
 Pass Breakups 1 (3x) last vs. Eastern Illinois (9/1/18)
 Forced Fumbles 1 vs. Auburn (10/21/17)
 Fumble Recoveries None



TYSON MORRIS

19

Wide Receiver | 6-1 | 200 | Junior
Helena-West Helena, Ark. | Fayetteville HS

QUICK HITS

- Began Arkansas career as walk-on, placed on scholarship in August 2019.
- Father, Isaiah Morris, played basketball at Arkansas from 1990-92 - drafted by Miami Heat.
- Led the team with two catches vs. Miss. St. (11/2); Third multi-catch game this year.
- Career game vs. San Jose State - four receptions, 60 yards, long 30 yards, TD.
- Transferred from Central Oklahoma in 2017.

CAREER STATS

	GP/GS	RECEIVING					RUSHING				
		REC	YDS	AVG	TD	LNG	ATT	YDS	AVG	TD	LNG
2018	11/0	4	30	7.5	1	11	0	0	0.0	0	0
2019	10/0	13	155	11.9	1	30	0	0	0.0	0	0
TOTAL	21/0	17	185	10.9	2	30	0	0	0.0	0	0

GAME-BY-GAME STATS

	GP/GS	RECEIVING					RUSHING				
		REC	YDS	AVG	TD	LNG	ATT	YDS	AVG	TD	LNG
PORTLAND ST.	1/0	1	15	15.0	0	15	0	0	0.0	0	0
at Ole Miss	1/0	1	8	8.0	0	8	0	0	0.0	0	0
COLORADO ST.	1/0	1	9	9.0	0	9	0	0	0.0	0	0
SAN JOSE ST.	1/0	4	60	15.0	1	30	0	0	0.0	0	0
vs. Texas A&M	1/0	2	26	13.0	0	16	0	0	0.0	0	0
at Kentucky	1/0	1	11	11.0	0	11	0	0	0.0	0	0
AUBURN	1/0	1	8	8.0	0	8	0	0	0.0	0	0
at Alabama	1/0	0	0	0.0	0	0	0	0	0.0	0	0
MISSISSIPPI ST.	1/0	2	18	9.0	0	10	0	0	0.0	0	0
WESTERN KY.	1/0	0	0	0.0	0	0	0	0	0.0	0	0
at LSU											
MISSOURI											
TOTAL	10/0	13	155	11.9	1	30	0	0	0.0	0	0

SEASON HIGHS

Receptions 4 vs. San Jose State (9/21/19)
 Receiving Yards 60 vs. San Jose State (9/21/19)
 Receiving Touchdowns 1 vs. San Jose State (9/21/19)
 Long Reception 30 vs. San Jose State (9/21/19)

CAREER HIGHS

Receptions 4 vs. San Jose State (9/21/19)
 Receiving Yards 60 vs. San Jose State (9/21/19)
 Receiving Touchdowns 1 (2x) last vs. San Jose State (9/21/19)
 Long Reception 30 vs. San Jose State (9/21/19)



BUMPER POOL

10

Linebacker | 6-2 | 228 | Sophomore
Lucas, Texas | Lovejoy HS

QUICK HITS

- Father, sister, grandfather, two aunts and two cousins are all graduates of Arkansas.
- Has 46 tackles over the last five weeks, ranking 1st or 2nd on the team in four games.
- Led the team with 13 tackles vs. Mississippi State (11/2), his second career double-digit game.
- Has at least 0.5 TFL in five of the last six weeks; 5.5 TFL in 2019 (T-2nd on team).
- 60-yard fumble return last year in Arkansas' longest since Jerry Franklin (94 yards in 2011).

CAREER STATS

	GP/GS	UA	A	ToT	TFL-YDS	SCK-YDS	FF	FR-YDS	INT-YDS	QBH	BRUP
2018	10/4	14	15	29	2.5-4	0.0-0	0	1-60	0-0	1	4
2019	10/10	29	47	76	5.5-11	0.5-3	0	0-0	0-0	1	4
TOTAL	20/14	43	62	105	8.0-15	0.5-3	0	1-60	0-0	2	8

GAME-BY-GAME STATS

	GP/GS	UA	A	ToT	TFL-YDS	SCK-YDS	FF	FR-YDS	INT-YDS	QBH	BRUP
PORTLAND ST.	1/1	2	4	6	0.0-0	0.0-0	0	0-0	0-0	0	1
at Ole Miss	1/1	7	2	9	1.0-2	0.0-0	0	0-0	0-0	0	0
COLORADO ST.	1/1	0	4	4	0.0-0	0.0-0	0	0-0	0-0	0	0
SAN JOSE ST.	1/1	3	4	7	0.0-0	0.0-0	0	0-0	0-0	0	1
vs. Texas A&M	1/1	0	4	4	0.5-0	0.0-0	0	0-0	0-0	1	0
at Kentucky	1/1	5	5	10	1.5-3	0.0-0	0	0-0	0-0	0	1
AUBURN	1/1	4	5	9	0.5-3	0.5-3	0	0-0	0-0	0	0
at Alabama	1/1	2	3	5	0.0-0	0.0-0	0	0-0	0-0	0	0
MISSISSIPPI ST.	1/1	3	10	13	1.5-3	0.0-0	0	0-0	0-0	0	0
WESTERN KY.	1/1	3	6	9	0.5-0	0.0-0	0	0-0	0-0	0	1
at LSU											
MISSOURI											
TOTAL	10/10	29	47	76	5.5-11	0.5-3	0	0-0	0-0	1	4

SEASON HIGHS

Tackles 13 vs. Mississippi St. (11/2/19)
Tackles For Loss 1.5 (2x) last vs. Mississippi St. (11/2/19)
Sacks 0.5 vs. #11 Auburn (10/19/19)
Interceptions None
Interception Return Yards None
QB Hurries None
Pass Breakups 1 (4x) last vs. Western Kentucky (11/9/19)
Forced Fumbles None
Fumble Recoveries None

CAREER HIGHS

Tackles 13 vs. Mississippi St. (11/2/19)
Tackles For Loss 1.5 (2x) last vs. Mississippi St. (11/2/19)
Sacks 0.5 vs. #11 Auburn (10/19/19)
Interceptions None
Interception Return Yards None
QB Hurries 1 vs. North Texas (9/15/18)
Pass Breakups 1 (7x) last vs. Western Kentucky (11/9/19)
Forced Fumbles 1 at Colorado State (9/8/18)
Fumble Recoveries 1 vs. Eastern Illinois (9/1/18)



GABE RICHARDSON

6

Defensive End | 6-3 | 240 | Senior
Decatur, Ga. | Hutchinson [Kan.] CC

QUICK HITS

- Anchoring defensive end unit that features three freshmen.
- T-2nd on team in TFL (5.5) and is third in sacks (2.5).
- Started every game this season after starting twice in 2018.
- Has at least one TFL in five of 10 games this year.
- Transfer from Hutchinson CC - KJCCC All-Conference honoree.

CAREER STATS

	GP/GS	UA	A	ToT	TFL-YDS	SCK-YDS	FF	FR-YDS	INT-YDS	QBH	BRUP
2017	4/0	1	0	1	0.0-0	0.0-0	1	0-0	0-0	0	0
2018	11/2	3	10	13	1.5-3	0.0-0	0	1-0	0-0	2	1
2019	10/10	16	15	31	5.5-32	2.5-20	1	0-0	0-0	0	1
TOTAL	25/12	20	25	45	7.0-35	2.5-20	2	1-0	0-0	2	2

GAME-BY-GAME STATS

	GP/GS	UA	A	ToT	TFL-YDS	SCK-YDS	FF	FR-YDS	INT-YDS	QBH	BRUP
PORTLAND ST.	1/1	0	3	3	1.0-4	0.5-3	0	0-0	0-0	0	0
at Ole Miss	1/1	4	3	7	1.0-7	1.0-7	0	0-0	0-0	0	0
COLORADO ST.	1/1	1	1	2	1.5-12	1.0-10	0	0-0	0-0	0	0
SAN JOSE ST.	1/1	1	1	2	1.0-1	0.0-0	0	0-0	0-0	0	1
vs. Texas A&M	1/1	3	2	5	1.0-8	0.0-0	1	0-0	0-0	0	0
at Kentucky	1/1	4	1	5	0.0-0	0.0-0	0	0-0	0-0	0	0
AUBURN	1/1	1	1	2	0.0-0	0.0-0	0	0-0	0-0	0	0
at Alabama	1/1	2	0	2	0.0-0	0.0-0	0	0-0	0-0	0	0
MISSISSIPPI ST.	1/1	0	1	1	0.0-0	0.0-0	0	0-0	0-0	0	0
WESTERN KY.	1/1	0	2	2	0.0-0	0.0-0	0	0-0	0-0	0	0
at LSU											
MISSOURI											
TOTAL	10/10	16	15	31	5.5-32	2.5-20	1	0-0	0-0	0	1

SEASON HIGHS

Tackles 7 at Ole Miss (9/7/19)
Tackles For Loss 1.5 vs. Colorado State (9/14/19)
Sacks 1.0, twice, vs. Colorado State (9/14/19)
Interceptions None
Interception Return Yards None
QB Hurries None
Pass Breakups 1 vs. San Jose State (9/21/19)
Forced Fumbles 1 vs. #23 Texas A&M (9/28/19)
Fumble Recoveries None

CAREER HIGHS

Tackles 7 at Ole Miss (9/7/19)
Tackles For Loss 1.5 vs. Colorado State (9/14/19)
Sacks 1.0, twice, vs. Colorado State (9/14/19)
Interceptions None
Interception Return Yards None
QB Hurries 1, twice, at Colorado State (9/8/18)
Pass Breakups 1 (2x) last vs. San Jose State (9/21/19)
Forced Fumbles 1 (2x) last vs. #23 Texas A&M (9/28/19)
Fumble Recoveries 1 vs. North Texas (9/15/18)

IN THE RANKINGS

Category	Stat	SEC	NCAA
Tackles for loss	5.5	T-33rd	
Sacks per game	0.25	T-26th	

GAME 11: LSU



T.J. SMITH



52

Defensive Line | 6-3 | 293 | Senior
Moultrie, Ga. | Colquitt County HS



QUICK HITS

- Dropped basketball for football after losing 1-on-1 game to football coach in junior high.
- Recipient of the inaugural Frank Broyles Razorback Award from Coach Morris.
- SEC Community Service Team & SEC Leadership Council representative.
- Played in the last 22 games for the Razorbacks, starting 20 over the last two seasons.
- Has 4.0 tackles for loss this season, tying his career-high set during his sophomore season (2017).

CAREER STATS

	GP/GS	UA	A	ToT	TFL-YDS	SCK-YDS	FF	FR-YDS	INT-YDS	QBH	BRUP
2016	5/0	1	3	4	1.5-3	0.0-0	0	0-0	0-0	0	0
2017	12/12	10	16	26	4.0-17	2.0-15	1	0-0	0-0	3	0
2018	12/10	10	16	26	3.5-10	1.5-6	0	0-0	0-0	0	0
2019	10/10	5	14	19	4.0-23	2.5-19	1	0-0	0-0	3	0
TOTAL	38/32	26	49	75	13.0-53	6.0-40	2	0-0	0-0	6	0

GAME-BY-GAME STATS

	GP/GS	UA	A	ToT	TFL-YDS	SCK-YDS	FF	FR-YDS	INT-YDS	QBH	BRUP
PORTLAND ST.	1/1	0	1	1	0.0-0	0.0-0	0	0-0	0-0	1	0
at Ole Miss	1/1	0	1	1	0.0-0	0.0-0	0	0-0	0-0	0	0
COLORADO ST.	1/1	1	2	3	1.5-9	1.0-7	0	0-0	0-0	1	0
SAN JOSE ST.	1/1	0	0	0	0.0-0	0.0-0	0	0-0	0-0	1	0
vs. Texas A&M	1/1	1	1	2	1.0-8	1.0-8	1	0-0	0-0	0	0
at Kentucky	1/1	1	1	2	0.5-1	0.0-0	0	0-0	0-0	0	0
AUBURN	1/1	0	2	2	0.5-4	0.5-4	0	0-0	0-0	0	0
at Alabama	1/1	0	1	1	0.0-0	0.0-0	0	0-0	0-0	0	0
MISSISSIPPI ST.	1/1	1	2	3	0.5-1	0.0-0	0	0-0	0-0	0	0
WESTERN KY.	1/1	1	3	4	0.0-0	0.0-0	0	0-0	0-0	0	0
at LSU											
MISSOURI											
TOTAL	10/10	5	14	19	4.0-23	2.5-19	1	0-0	0-0	3	0

SEASON HIGHS

Tackles 4 vs. Western Kentucky (11/9/19)
Tackles For Loss 1.5 vs. Colorado St. (9/14/19)
Sacks 1.0 vs. Colorado St. (9/14/19)
Interceptions None
Interception Return Yards None
QB Hurries 1 (3x) last vs. San Jose State (9/21/19)
Pass Breakups None
Forced Fumbles 1 vs. #23 Texas A&M (9/28/19)
Fumble Recoveries None

CAREER HIGHS

Tackles 5 at Ole Miss (10/28/17)
Tackles For Loss 2.0 at South Carolina (10/7/17)
Sacks 1.0 (4x) last vs. Colorado St. (9/14/19)
Interceptions None
Interception Return Yards None
QB Hurries 1 (6x) last vs. San Jose State (9/21/19)
Pass Breakups None
Forced Fumbles 1 (2x) last vs. #23 Texas A&M (9/28/19)
Fumble Recoveries None



MATAIO SOLI

11

Defensive Lineman | 6-4 | 239 | Freshman
Douglasville, Ga. | Douglas County HS

QUICK HITS

- Son of All-SEC Razorback & NFL nose guard Junior Soli (1992-95).
- Started each of the last nine games, totaling 14 tackles, 1.5 TFL and two QBH.
- One of seven freshmen in the SEC with at least one TFL in conference play.
- Four-star prospect by Rivals and 247Sports.
- Racked up 84 total tackles, 64 solo, 29 for loss and 22.5 sacks as a senior in HS.

CAREER STATS

	GP/GS	UA	A	ToT	TFL-YDS	SCK-YDS	FF	FR-YDS	INT-YDS	QBH	BRUP
2019	10/9	8	9	17	1.5-4	0.0-0	0	0-0	0-0	2	0
TOTAL	10/9	8	9	17	1.5-4	0.0-0	0	0-0	0-0	2	0

GAME-BY-GAME STATS

	GP/GS	UA	A	ToT	TFL-YDS	SCK-YDS	FF	FR-YDS	INT-YDS	QBH	BRUP
PORTLAND ST.	1/0	1	0	1	0.0-0	0.0-0	0	0-0	0-0	0	0
at Ole Miss	1/1	2	1	3	0.0-0	0.0-0	0	0-0	0-0	1	0
COLORADO ST.	1/1	0	1	1	0.5-0	0.0-0	0	0-0	0-0	1	0
SAN JOSE ST.	1/1	1	1	2	0.0-0	0.0-0	0	0-0	0-0	0	0
vs. Texas A&M	1/1	2	1	3	1.0-4	0.0-0	0	0-0	0-0	0	0
at Kentucky	1/1	1	1	2	0.0-0	0.0-0	0	0-0	0-0	0	0
AUBURN	1/1	1	0	1	0.0-0	0.0-0	0	0-0	0-0	0	0
at Alabama	1/1	0	2	2	0.0-0	0.0-0	0	0-0	0-0	0	0
MISSISSIPPI ST.	1/1	0	1	1	0.0-0	0.0-0	0	0-0	0-0	0	0
WESTERN KY.	1/1	0	1	1	0.0-0	0.0-0	0	0-0	0-0	0	0
at LSU											
MISSOURI											
TOTAL	10/9	8	9	17	1.5-4	0.0-0	0	0-0	0-0	2	0

SEASON HIGHS

Tackles 3 (2x) last vs. #23 Texas A&M (9/28/19)
Tackles For Loss 1.0 vs. #23 Texas A&M (9/28/19)
Sacks None
Interceptions None
Interception Return Yards None
QB Hurries 1 (2x) last vs. Colorado St. (9/14/19)
Pass Breakups None
Forced Fumbles None
Fumble Recoveries None

CAREER HIGHS

Tackles 3 (2x) last vs. #23 Texas A&M (9/28/19)
Tackles For Loss 1.0 vs. #23 Texas A&M (9/28/19)
Sacks None
Interceptions None
Interception Return Yards None
QB Hurries 1 (2x) last vs. Colorado St. (9/14/19)
Pass Breakups None
Forced Fumbles None
Fumble Recoveries None



A'MONTAE SPIVEY

24

Running Back | 6-1 | 192 | Freshman
Phenix City, Ala. | Central HS

QUICK HITS

- Appeared in first collegiate game against Mississippi State on Nov. 2.
- Ran for 14 yards on three carries in the fourth quarter, with a long of 11 yards.
- Three-star prospect by Rivals, 247Sports and ESPN.
- Rushed for 1,363 yards on 183 carries, scoring 19 touchdowns in 2018 as HS senior.
- Opelika-Auburn News Offensive Player of the Year.

CAREER STATS

	GP/GS	RUSHING					RECEIVING				
		ATT	YDS	AVG	TD	LNG	REC	YDS	AVG	TD	LNG
2019	1/0	3	14	4.7	0	11	0	0	0.0	0	0
TOTAL	1/0	3	14	4.7	0	11	0	0	0.0	0	0

GAME-BY-GAME STATS

	GP/GS	RUSHING					RECEIVING				
		ATT	YDS	AVG	TD	LNG	REC	YDS	AVG	TD	LNG
PORTLAND ST.	-/-	-	-	-	-	-	-	-	-	-	-
at Ole Miss	-/-	-	-	-	-	-	-	-	-	-	-
COLORADO ST.	-/-	-	-	-	-	-	-	-	-	-	-
SAN JOSE ST.	-/-	-	-	-	-	-	-	-	-	-	-
vs. Texas A&M	-/-	-	-	-	-	-	-	-	-	-	-
at Kentucky	-/-	-	-	-	-	-	-	-	-	-	-
AUBURN	-/-	-	-	-	-	-	-	-	-	-	-
at Alabama	-/-	-	-	-	-	-	-	-	-	-	-
MISSISSIPPI ST.	1/0	3	14	4.7	0	11	0	0	0.0	0	0
WESTERN KY.	-/-	-	-	-	-	-	-	-	-	-	-
at LSU	-	-	-	-	-	-	-	-	-	-	-
MISSOURI	-	-	-	-	-	-	-	-	-	-	-
TOTAL	1/0	3	14	4.7	0	0	0	0	0.0	0	0

SEASON HIGHS

Rushes	3 vs. Mississippi State (11/2/19)
Rushing Yards	14 vs. Mississippi State (11/2/19)
Rushing Touchdowns	None
Long Rush	11 vs. Mississippi State (11/2/19)
100-Yard Games	None
Receptions	None
Receiving Yards	None
Receiving Touchdowns	None
Long Reception	None

CAREER HIGHS

Rushes	3 vs. Mississippi State (11/2/19)
Rushing Yards	14 vs. Mississippi State (11/2/19)
Rushing Touchdowns	None
Long Rush	11 vs. Mississippi State (11/2/19)
100-Yard Games	None
Receptions	None
Receiving Yards	None
Receiving Touchdowns	None
Long Reception	None



NICK STARKEL

17

Quarterback | 6-3 | 214 | Junior
Argyle, Texas | Texas A&M



QUICK HITS

- Transferred to Arkansas from Texas A&M - two years of eligibility remain.
- Previously wore a Justin Bieber t-shirt under uniform - ripped & threw away after loss.
- Made his first start as a Razorback vs. CSU (9/14), totaling 305 yards and three TDs.
- It was the first 300+ yard performance by a Razorback since Austin Allen in 2017 (313 vs. Missouri).
- Topped his season high with 356 yards passing vs. SJSU (9/21); Most by an Arkansas QB since 2016 (Austin Allen).

CAREER STATS

	GP/GS	PASSING							RUSHING				
		COMP	ATT	PCT	YDS	TD	INT	LNG	ATT	YDS	AVG	TD	LNG
2017	7/5	123	205	60.0	1,793	14	6	70	12	-42	-3.5	1	3
2018	5/0	15	22	68.1	169	1	0	25	1	-6	-6.0	0	0
2019	7/5	93	169	55.0	1,118	7	10	62	6	-16	-2.7	0	8
TOTAL	19/10	231	396	58.3	3,080	22	16	70	19	-64	-3.4	1	8

GAME-BY-GAME STATS

	GP/GS	PASSING							RUSHING				
		COMP	ATT	PCT	YDS	TD	INT	LNG	ATT	YDS	AVG	TD	LNG
PORTLAND ST.	1/0	4	5	80.0	48	0	1	38	0	0	0.0	0	0
at Ole Miss	1/0	17	24	70.8	201	1	0	45	1	-9	-9.0	0	-9
COLORADO ST.	1/1	20	35	57.1	305	3	0	62	1	-4	-4.0	0	-4
SAN JOSE ST.	1/1	28	50	56.0	356	3	5	62	2	8	4.0	0	8
vs. Texas A&M	1/1	12	17	70.6	109	0	1	27	1	-2	-2.0	0	-2
at Kentucky	1/1	7	19	36.8	41	0	0	15	1	-9	-9.0	0	-9
AUBURN	-/-	-	-	-	-	-	-	-	-	-	-	-	-
at Alabama	1/1	5	19	26.3	58	0	3	22	0	0	0.0	0	0
MISSISSIPPI ST.	-/-	-	-	-	-	-	-	-	-	-	-	-	-
WESTERN KY.	-/-	-	-	-	-	-	-	-	-	-	-	-	-
at LSU	-	-	-	-	-	-	-	-	-	-	-	-	-
MISSOURI	-	-	-	-	-	-	-	-	-	-	-	-	-
TOTAL	7/5	93	169	55.0	1,118	7	10	62	6	-16	-2.7	0	8

SEASON HIGHS

Pass Attempts	50 vs. San Jose State (9/21/19)
Completions	28 vs. San Jose State (9/21/19)
Pass Yards	356 vs. San Jose State (9/21/19)
Pass TDs	3 (2x) last vs. San Jose State (9/21/19)
Long Pass	62 (2x) last vs. San Jose State (9/21/19)
Completion %	80.0 vs. Portland St. (8/31/19)
Rushes	2 vs. San Jose State (9/21/19)
Rush Yards	8 vs. San Jose State (9/21/19)
Rush TDs	None
Long Rush	8 vs. San Jose State (9/21/19)

CAREER HIGHS

Pass Attempts	63 vs. Wake Forest (12/29/17)
Completions	42 vs. Wake Forest (12/29/17)
Pass Yards	499 vs. Wake Forest (12/29/17)
Pass TDs	4 (2x) last vs. Wake Forest (12/29/17)
Long Pass	70 vs. Mississippi State (10/28/17)
Completion %	100.0 vs. Louisiana-Monroe (9/15/18)
Rushes	3 at LSU (10/25/17)
Rush Yards	8 vs. San Jose State (9/21/19)
Rush TDs	1 at Ole Miss (11/25/17)
Long Rush	8 vs. San Jose State (9/21/19)

IN THE RANKINGS

Category	Stat	SEC	NCAA
Total offense yards	1,102	15th	
Passing yards	1,118	12th	



DEON STEWART

13



Wide Receiver | 5-11 | 161 | Senior
Hardy, Ark. | Highland HS

NEWS

Will miss the 2019 season after tearing ACL in preseason camp.

QUICK HITS

- Played in all 12 games for the Razorbacks in 2018, starting eight at wide receiver.
- Ranked fourth on the team in receptions with 22.
- Has at least one catch in 19 of the last 20 games, including 13 multi-catch games.
- Recorded multiple catches in seven of the last 11 SEC contests.
- Last year's primary punt return specialist, with nine going for 91 yards.

CAREER STATS

	RECEIVING					RUSHING					LNG
	GP/GS	REC	YDS	AVG	TD	LNG	ATT	YDS	AVG	TD	
2016	12/0	2	34	17.0	0	19	2	9	4.5	0	5
2017	12/6	33	404	12.2	3	38	8	10	1.2	0	8
2018	12/8	22	178	8.1	0	37	2	0	0.0	0	7
TOTAL	34/14	57	616	10.8	3	38	10	22	2.2	0	7

2018 GAME-BY-GAME STATS

	RECEIVING					RUSHING					LNG
	GP/GS	REC	YDS	AVG	TD	LNG	ATT	YDS	AVG	TD	
EASTERN ILLINOIS	1/0	1	0	0.0	0	0	0	0	0.0	0	0
at Colorado State	1/0	1	10	10.0	0	10	0	0	0.0	0	0
NORTH TEXAS	1/0	2	12	6.0	0	8	0	0	0.0	0	0
at Auburn	1/0	1	32	32.0	0	32	0	0	0.0	0	0
vs. Texas A&M	1/1	1	6	6.0	0	6	0	0	0.0	0	0
ALABAMA	1/1	2	53	21.5	0	37	0	0	0.0	0	0
OLE MISS	1/1	2	5	2.5	0	5	0	0	0.0	0	0
TULSA	1/1	0	0	0.0	0	0	0	0	0.0	0	0
VANDERBILT	1/1	2	23	11.5	0	17	0	0	0.0	0	0
LSU	1/1	2	11	5.5	0	9	1	-7.0	-7.0	0	0
at Mississippi State	1/1	6	13	2.1	0	8	1	7	7.0	0	7
at Missouri	1/1	2	12	6.0	0	0	0	0	0.0	0	0
TOTAL	12/8	22	178	8.1	0	37	2	0	0.0	0	7

SEASON HIGHS

Receptions	6 at Missouri (11/17/18)
Receiving Yards	53 vs. Alabama (10/6/18)
Receiving Touchdowns	None
Long Reception	37 vs. Alabama (10/6/18)
Rushes	None
Rushing Yards	None
Rushing Touchdowns	None
Long Rush	None
Punt Returns	2 vs. Tulsa (10/20/18)
Long Punt Return	45 at Colorado State (9/8/18)
Kick Returns	1 (2x) last at Auburn (9/22/18)
Kick Return Yards	20 at Auburn (9/22/18)
Kick Return Touchdowns	None

CAREER HIGHS

Receptions	6 (3x) last at Missouri (11/17/18)
Receiving Yards	71 vs. New Mexico State (9/30/17)
Receiving Touchdowns	1 (3x), last at Ole Miss (10/28/17)
Long Reception	38 vs. New Mexico State (9/30/17)
Rushes	2 vs. Auburn (10/21/17)
Rushing Yards	5 vs. Virginia Tech (12/29/16)
Rushing Touchdowns	None
Punt Returns	2 vs. Tulsa (10/20/18)
Long Rush	5 vs. Virginia Tech (12/29/16)
Long Punt Return	45 at Colorado State (9/8/18)
Kick Returns	7 vs. LSU (11/12/16)
Kick Return Yards	119 at Missouri (11/25/16)
Kick Return Touchdowns	None



De'VION WARREN

1

Wide Receiver | 5-10 | 188 | Junior
Monroe, La. | Ouachita Parish HS

QUICK HITS

- Played in nine games for the Razorbacks in 2018 as a sophomore.
- Hauled in a career-long reception vs. SJSU (9/21), going 15 yards for his only catch in the game.
- Took a kick back 78 yards in the fourth quarter against Alabama (10/6/18).
- Became the first Razorback since 2014 to return a kickoff for a TD - 2017 vs. No. 21 Auburn.
- 100-yard kickoff return was the longest for a score since Felix Jones' 100-yard TD in 2006.

CAREER STATS

	RECEIVING					RUSHING					KICK RETURN				
	GP/GS	REC	YDS	AVG	TD	LNG	ATT	YDS	AVG	TD	LNG	RET	YDS	TD	LNG
2017	12/0	1	5	5.0	0	5	2	10	5.0	0	6	29	765	1	100
2018	9/0	3	14	4.7	1	0	2	-3	-1.5	0	10	14	399	0	78
2019	8/0	3	20	6.7	0	15	5	51	10.2	0	37	16	326	0	37
TOTAL	26/0	7	39	5.6	1	15	9	58	6.4	0	37	59	1,490	1	100

GAME-BY-GAME STATS

	RECEIVING					RUSHING					KICK RETURN				
	GP/GS	REC	YDS	AVG	TD	LNG	ATT	YDS	AVG	TD	LNG	RET	YDS	TD	LNG
PORTLAND ST.	1/0	0	0	0.0	0	0	3	37	12.3	0	37	1	16	0	16
at Ole Miss	1/0	1	1	1.0	0	1	1	12	12.0	0	12	3	72	0	37
COLORADO ST.	1/0	1	4	4.0	0	4	1	2	2.0	0	2	1	36	0	36
SAN JOSE ST.	1/0	1	15	15.0	0	15	0	0	0.0	0	0	2	43	0	23
vs. Texas A&M	-/-	-	-	-	-	-	-	-	-	-	-	-	-	-	-
at Kentucky	1/0	0	0	0.0	0	0	0	0	0.0	0	0	2	38	0	23
AUBURN	1/0	0	0	0.0	0	0	0	0	0.0	0	0	3	55	0	20
at Alabama	1/0	0	0	0.0	0	0	0	0	0.0	0	0	2	49	0	25
MISSISSIPPI ST.	1/0	0	0	0.0	0	0	0	0	0.0	0	0	2	17	0	16
WESTERN KY.	-/-	-	-	-	-	-	-	-	-	-	-	-	-	-	-
at LSU															
MISSOURI															
TOTAL	8/0	3	20	6.7	0	15	5	51	10.2	0	37	16	326	0	37

SEASON HIGHS

Receptions	1 (3x) last vs. San Jose State (9/21/19)
Receiving Yards	15 vs. San Jose State (9/21/19)
Receiving Touchdowns	None
Long Reception	15 vs. San Jose State (9/21/19)
Rushes	3 vs. Portland St. (8/31/19)
Rushing Yards	37 vs. Portland St. (8/31/19)
Rushing Touchdowns	None
Long Rush	37 vs. Portland St. (8/31/19)
Punt Returns	None
Long Punt Return	None
Kickoff Returns	3 (2x) last vs. #11 Auburn (10/19/19)
Kickoff Return Yards	72 at Ole Miss (9/7/19)
Kickoff Return Touchdowns	None

CAREER HIGHS

Receptions	2 at Colorado State (9/8/18)
Receiving Yards	17 vs. Alabama (10/6/18)
Receiving Touchdowns	1 vs. Alabama (10/6/18)
Long Reception	17 vs. Alabama (10/6/18)
Rushes	3 vs. Portland St. (8/31/19)
Rushing Yards	37 vs. Portland St. (8/31/19)
Rushing Touchdowns	None
Long Rush	37 vs. Portland St. (8/31/19)
Punt Returns	None
Long Punt Return	None
Kickoff Returns	5 (2x), last vs. Coastal Carolina (11/4/17)
Kickoff Return Yards	141 at Ole Miss (10/28/17)
Kickoff Return Touchdowns	1 vs. Auburn (10/21/17)

IN THE RANKINGS

Category	Stat	SEC	NCAA
Kick return yards per game	20.4	4th	64th



DEVWAH WHALEY

21

Running Back | 5-11 | 212 | Senior
Beaumont, Texas | Central HS

QUICK HITS

- Father = middle distance runner, mother = sprinter at BYU, Devwah = triple jumper in HS.
- Played in seven games for the Razorbacks in 2018, starting each of the first four.
- Finished as the team's second leading rusher with 368 yards on 82 carries, scoring twice.
- Scored his third TD of season vs. Texas A&M (9/28), 15th of career - 11-yard run in 3rd qtr.
- Named a preseason Doak Walker Award watch list member.

CAREER STATS

	RUSHING					RECEIVING				
	GP/GS	ATT	YDS	AVG	TD	LNG	REC	YDS	AVG	TD
2016	13/0	110	602	5.4	3	75	6	139	23.2	0
2017	12/11	127	559	4.4	7	33	8	56	7.0	1
2018	7/4	82	368	4.5	2	26	8	87	10.9	0
2019	10/0	60	266	4.4	3	25	14	132	9.4	0
TOTAL	42/16	379	1,794	4.7	16	75	36	414	11.5	1

GAME-BY-GAME STATS

	RUSHING					RECEIVING				
	GP/GS	ATT	YDS	AVG	TD	LNG	REC	YDS	AVG	TD
PORTLAND ST.	1/0	9	21	2.3	1	11	0	0	0.0	0
at Ole Miss	1/0	2	2	1.0	0	2	2	23	11.5	0
COLORADO ST.	1/0	9	81	9.0	1	25	0	0	0.0	0
SAN JOSE ST.	1/0	12	32	2.7	0	16	4	40	10.0	0
vs. Texas A&M	1/0	3	12	4.0	1	11	3	21	7.0	0
at Kentucky	1/0	9	42	4.7	0	21	0	0	0.0	0
AUBURN	1/0	4	12	3.0	0	5	2	19	9.5	0
at Alabama	1/0	9	40	4.4	0	10	2	24	12.0	0
MISSISSIPPI ST.	1/0	2	12	6.0	0	8	0	0	0.0	0
WESTERN KY.	1/0	1	2	2.0	0	2	1	5	5.0	0
at LSU										
MISSOURI										
TOTAL	10/0	60	266	4.4	3	25	14	132	9.4	0

SEASON HIGHS

Rushes	12 vs. San Jose State (9/21/19)
Rushing Yards	81 vs. Colorado St. (9/14/19)
Rushing TDs	1 (3x) vs. #23 Texas A&M (9/28/19)
Long Rush	25 vs. Colorado St. (9/14/19)
100-Yard Games	None
Receptions	4 vs. San Jose State (9/21/19)
Receiving Yards	40 vs. San Jose State (9/21/19)
Receiving TDs	None
Long Reception	22 vs. San Jose State (9/21/19)

CAREER HIGHS

Rushes	26 at Colorado State (9/8/18)
Rushing Yards	165 at Colorado State (9/8/18)
Rushing TDs	1 (16x) last vs. #23 Texas A&M (9/28/19)
Long Rush	75 vs. Alcorn State (10/1/16)
100-Yard Games	4, last at Colorado State (9/8/18)
Receptions	4 vs. San Jose State (9/21/19)
Receiving Yards	69 vs. Florida (11/5/16)
Receiving TDs	1 at Ole Miss (10/28/17)
Long Reception	43 (2x) last at Missouri (11/23/18)



MIKE WOODS

8

Wide Receiver | 6-1 | 203 | Sophomore
Magnolia, Texas | Magnolia HS

QUICK HITS

- First signee for HC Chad Morris - committed to SMU when Morris & staff were in Dallas.
- Enjoys hiking Lake Fayetteville & Devil's Den in Northwest Arkansas.
- Led all Arkansas receivers in Weeks 4 & 5 vs. SJSU (9/21) and TAMU (9/28) - 177 yds combined & 2 TDs.
- Turned in his first career 100-yard receiving game, totaling 115 yards (1 TD) on four catches against SJSU (9/21).
- Is the first Razorback with a 100-yard receiving game since Jordan Jones vs. EIU (9/1/18).

CAREER STATS

	RUSHING					RECEIVING				
	GP/GS	ATT	YDS	AVG	TD	LNG	REC	YDS	AVG	TD
2018	10/7	0	0	0.0	0	0	18	206	11.4	1
2019	10/10	0	0	0.0	0	0	28	350	12.5	3
TOTAL	20/17	0	0	0.0	0	0	45	556	12.4	4

GAME-BY-GAME STATS

	RUSHING					RECEIVING				
	GP/GS	ATT	YDS	AVG	TD	LNG	REC	YDS	AVG	TD
PORTLAND ST.	1/1	0	0	0.0	0	0	5	30	6.0	0
at Ole Miss	1/1	0	0	0.0	0	0	6	84	14.0	0
COLORADO ST.	1/1	0	0	0.0	0	0	3	10	3.3	0
SAN JOSE ST.	1/1	0	0	0.0	0	0	4	115	28.8	1
vs. Texas A&M	1/1	0	0	0.0	0	0	4	62	15.5	1
at Kentucky	1/1	0	0	0.0	0	0	3	18	6.0	0
AUBURN	1/1	0	0	0.0	0	0	0	0	0.0	0
at Alabama	1/1	0	0	0.0	0	0	0	0	0.0	0
MISSISSIPPI ST.	1/1	0	0	0.0	0	0	2	15	7.5	1
WESTERN KY.	1/1	0	0	0.0	0	0	2	16	8.0	0
at LSU										
MISSOURI										
TOTAL	10/10	0	0	0.0	0	0	28	350	12.5	3

SEASON HIGHS

Rushes	None
Rushing Yards	None
Rushing TDs	None
Long Rush	None
100-Yard Games	1, last vs. San Jose State (9/21/19)
Receptions	6 at Ole Miss (9/7/19)
Receiving Yards	115 vs. San Jose State (9/21/19)
Receiving TDs	1 (3x) last vs. Mississippi St. (11/2/19)
Long Reception	62 vs. San Jose State (9/21/19)

CAREER HIGHS

Rushes	None
Rushing Yards	None
Rushing TDs	None
Long Rush	None
100-Yard Games	1, last vs. San Jose State (9/21/19)
Receptions	6 (2x) last at Ole Miss (9/7/19)
Receiving Yards	115 vs. San Jose State (9/21/19)
Receiving TDs	1 (4x) last vs. Mississippi St. (11/2/19)
Long Reception	62 vs. San Jose State (9/21/19)

GAME 1 ||| PORTLAND STATE

Portland State (0-1)13
Arkansas (1-0)20

August 31, 2019 | Fayetteville, Ark.
Donald W. Reynolds Razorback Stadium | Time: 3 p.m. | Attendance: 61,055
TV: SEC Network > Dave Neal (PBP), DJ Shockley (Analyst) & Dawn Davenport (Sideline)

SCORING SUMMARY

	1st	2nd	3rd	4th	Final
Portland State	3	3	0	7	13
Arkansas	10	0	7	3	20

QTR. TEAM SCORING PLAY

1st	PSU	C. Williams 50 yd field goal 6-42 1:51
	ARK	C. Limpert 34 yd field goal 9-54 3:29
	ARK	D. Whaley 1 yd run (C. Limpert kick) 10-64 4:15
2nd	PSU	C. Williams 47 yd field goal 11-45 4:09
3rd	ARK	R. Boyd 2 yd run (C. Limpert kick) 12-67 4:57
4th	ARK	C. Limpert 25 yd field goal 12-63 5:09
	PSU	C. Taumoepeau 32 yd pass from J. Eason (C. Williams) 14-75 6:30

TEAM STATISTICS

	PORTLAND STATE	ARKANSAS
FIRST DOWNS	16	26
RUSHES-YARDS (NET)	28-75	42-204
PASSING YDS (NET)	155	191
Passes Att-Comp-Int	33-16-3	35-18-1
TOTAL OFFENSE PLAYS-YARDS	61-230	77-395
Fumble Returns-Yards	0-0	0-0
Punt Returns-Yards	1-0	2-16
Kickoff Returns-Yards	0-0	1-16
Interception Returns-Yards	1-17	3-49
Punts (Number-Avg)	5-39.8	5-35.6
Fumbles-Lost	0-0	1-0
Penalties-Yards	10-85	7-70
Possession Time	26:22	33:38
Third-Down Conversions	2 of 13	5 of 15
Fourth-Down Conversions	3 of 3	2 of 2
Red-Zone Scores-Chances	0-0	4-6
Sacks By: Number-Yards	1-4	6-29



SS KAMREN CURL led a solid defensive effort in the season opener coming up with his first career interception along with a pair of sacks as the Razorbacks intercepted three passes and recorded six sacks.

PORTLAND STATE

RUSHING	Att.	Gain	Lost	Net	TD	Long	Avg.
HOFFMAN,Sirgeo	4	28	0	28	0	20	7.0
ALEXANDER,Davis	14	56	29	27	0	22	1.9
DAIGBE,Emmanuel	1	11	0	11	0	11	11.0
EASON,Jalani	5	10	4	6	0	5	1.2
HOLTZ,Ewyn	2	2	0	2	0	1	1.0
MARTIN,Carlos	2	3	2	1	0	3	0.5

PASSING	Comp.	Att.	Yds	TD	Int	Long	Sack
ALEXANDER,Davis	10-21-2	81	0	16	6		
EASON,Jalani	6-11-1	74	1	32	0		
TEAM	0-1-0	0	0	0	0		

RECEIVING	No.	Yds	TD	Long
Alexander Hollins	9	127	3	43
DAIGBE,Emmanuel	5	43	0	15
Charlie TAUMOEPEAU	4	56	1	32
HOFFMAN,Sirgeo	4	35	0	15
KOETTER,Davis	1	16	0	16
Mataio TALALEMOTU	1	5	0	5
MARTIN,Carlos	1	0	0	0

PUNTING	No.	Yds	Avg.	Long	I20	TB
VERNON,Seth	5	199	39.8	46	0	1

FIELD GOALS	Made	Att.	Long	Kicks
Cody Williams	2	2	50	50, 47

ARKANSAS

RUSHING	Att.	Gain	Lost	Net	TD	Long	Avg.
Rakeem Boyd	18	116	2	114	1	25	6.3
De'Vion Warren	3	37	0	37	0	17	12.3
Chase Hayden	9	28	0	28	0	6	3.1
Devwah Whaley	9	26	5	21	1	11	2.3
Ben Hicks	2	10	4	6	0	10	3.0
Team	1	0	2	-2	0	0	-2.0

PASSING	Comp.	Att.	Yds	TD	Int	Long	Sack
Ben Hicks	14-29-0	143	0	20	1		
Nick Starkel	4-5-1	48	0	38	0		
Team	0-1-0	0	0	0	0		

RECEIVING	No.	Yds	TD	Long
Mike Woods	5	30	0	15
Treyton Burks	3	52	0	20
Rakeem Boyd	3	22	0	13
Grayson Gunter	3	16	0	9
Trey Knox	1	38	0	38
Tyson Morris	1	15	0	15
Chase Harrell	1	14	0	14
Chase Hayden	1	4	0	4

PUNTING	No.	Yds	Avg.	Long	I20	TB
Sam Loy	4	142	35.5	40	2	2
Reid Bauer	1	36	36.0	36	0	0

FIELD GOALS	Made	Att.	Long	Kicks
Connor Limpert	2	2	34	34, 25

GAME 2 ||| at OLE MISS

Arkansas (1-1, 0-1)17
Ole Miss (1-1, 1-0)31

September 7, 2019 | Oxford, Miss.
Vaught-Hemingway Stadium | Time: 6:30 p.m. | Attendance: 47,915
TV: SEC Network > Tom Hart (PBP), Jordan Rodgers (Analyst) & Cole Cubelic (Sideline)

SCORING SUMMARY

	1st	2nd	3rd	4th	Final
Arkansas	0	3	0	14	17
Ole Miss	7	3	7	14	31

QTR. TEAM SCORING PLAY

1st	OM	E. Moore 2 yd pass from M. Corral (L. Logan kick), 13-85 4:35
2nd	AR	C. Limpert 36 yd field goal, 7-36 3:11
	OM	L. Logan 33 yd field goal, 7-31 3:06
3rd	OM	S. Phillips 1 yd run (L. Logan kick), 8-71 2:59
4th	AR	K. Curl 69 yd fumble recovery (C. Limpert kick)
	OM	E. Moore 46 yd pass from M. Corral (L. Logan kick), 5-74 2:17
	OM	S. Phillips 26 yd run (L. Logan kick), 5-66 3:05
	AR	K. Jackson 6 yd pass from N. Starkel (C. Limpert kick), 7-81 2:06

TEAM STATISTICS

	ARKANSAS	OLE MISS
FIRST DOWNS	18	23
RUSHES-YARDS (NET)	26-61	53-237
PASSING YDS (NET)	300	246
Passes Att-Comp-Int.	41-25-0	24-16-0
TOTAL OFFENSE PLAYS-YARDS	67-361	77-483
Fumble Returns-Yards	2-69	0-0
Punt Returns-Yards	2-28	0-0
Kickoff Returns-Yards	5-76	1-25
Interception Returns-Yards	0-0	0-0
Punts (Number-Avg)	6-35.7	4-49.5
Fumbles-Lost	1-1	2-2
Penalties-Yards	7-55	5-60
Possession Time	27:32	32:28
Third-Down Conversions	5 of 15	8 of 15
Fourth-Down Conversions	0 of 2	0 of 2
Red-Zone Scores-Chances	2-3	3-3
Sacks By: Number-Yards	1-7	3-21



QB NICK STARKEL came off the bench to pass for 201 yards in the second half on 17-of-24 passing with a touchdown late in the fourth quarter at Ole Miss.

ARKANSAS

RUSHING	Att.	Gain	Lost	Net	TD	Long	Avg.
Rakeem Boyd	17	71	4	67	0	10	3.9
De'Vion Warren	1	12	0	12	0	12	12.0
Devwah Whaley	2	2	0	2	0	2	1.0
Ben Hicks	4	7	12	-5	0	6	-1.2
Chase Hayden	1	0	6	-6	0	0	-6.0
Nick Starkel	1	0	9	-9	0	0	-9.0

PASSING	Comp.	Att.	Yds	TD	Int	Long	Sack
Nick Starkel	17	24	0	201	1	45	1
Ben Hicks	7	16	0	98	0	49	2
Rakeem Boyd	1	1	0	1	0	1	0

RECEIVING	No.	Yds	TD	Long
Trey Knox	6	88	0	49
Mike Woods	6	84	0	45
Cheyenne O'Grady	3	45	0	25
Treyton Burks	2	28	0	22
Devwah Whaley	2	23	0	14
Koilan Jackson	2	19	1	13
Rakeem Boyd	1	8	0	8
Tyson Morris	1	8	0	8
De'Vion Warren	1	1	0	1
Chase Hayden	1	-4	0	0

PUNTING	No.	Yds	Avg.	Long	I20	TB
Sam Loy	6	214	35.7	51	2	0

FIELD GOALS	Made	Att.	Long	Kicks
Connor Limpert	1	2	36	34, 43x

OLE MISS

RUSHING	Att.	Gain	Lost	Net	TD	Long	Avg.
S. Phillips	26	145	2	143	2	26	5.5
Matt Corral	10	60	14	46	0	23	4.6
Snoop Conner	8	42	0	42	0	25	5.2
Jerrion Ealy	4	8	1	7	0	4	1.8
Isaiah Woullard	1	3	0	3	0	3	3.0
O. Cooley	1	1	0	1	0	5	1.0
Elijah Moore	1	0	2	-2	0	0	-2.0
TEAM	2	0	3	-3	0	0	-1.5

PASSING	Comp.	Att.	Yds	TD	Int	Long	Sack
Matt Corral	16	24	0	246	2	46	1

RECEIVING	No.	Yds	TD	Long
Elijah Moore	7	130	2	46
Jerrion Ealy	3	35	0	26
D. Drummond	2	38	0	26
O. Cooley	2	28	0	18
Jason Pellerin	2	15	0	13

PUNTING	No.	Yds	Avg.	Long	I20	TB
Mac Brown	4	198	49.5	52	2	0

FIELD GOALS	Made	Att.	Long	Kicks
Luke Logan	1	1	33	33

GAME 3 ||| COLORADO STATE

Colorado State (1-2) 34
Arkansas (2-1, 0-1) 55

September 14, 2019 | Fayetteville, Ark.
Donald W. Reynolds Razorback Stadium | Time: 3 p.m. | Attendance:
TV: SEC Network > Dave Neal (PBP), DJ Shockley (Analyst) & Dawn Davenport (Sideline)

SCORING SUMMARY

	1st	2nd	3rd	4th	Final
Colorado State	14	10	10	0	34
Arkansas	24	3	7	21	55

QTR. TEAM SCORING PLAY

1st	CSU	M. Kinsey Jr. 75 yd run (C. Camper kick), 2-75 0:18
	AR	T. Knox 24 yd pass from N. Starkel (C. Limpert kick), 5-75 1:42
	AR	C. Harrell 14 yd pass from N. Starkel (C. Limpert kick), 11-82 3:34
	AR	R. Boyd 59 yd run (C. Limpert kick), 2-75 0:20
	CSU	W. Jackson 14 yd pass from C. Hill (C. Camper kick), 5-75 2:32
	AR	C. Limpert 54 yd field goal, 6-28 2:25
	AR	C. Limpert 22 yd field goal, 9-34 3:13
2nd	CSU	C. Hill 1 yd run (C. Camper kick), 5-40 1:55
	CSU	C. Camper 46 yd field goal, 10-52 2:37
3rd	AR	R. Boyd 4 yd run (C. Limpert kick), 8-75 1:53
	CSU	C. Camper 21 yd field goal, 15-72 7:22
	CSU	D. Wright 75 yd pass from P. O'Brien (C. Camper kick), 3-72 1:44
4th	AR	D. Whaley 5 yd run (C. Limpert kick), 9-68 2:43
	AR	C. O'Grady 62 yd pass from N. Starkel (C. Limpert kick), 4-74 2:10
	AR	L. Bishop 25 yd fumble recovery (C. Limpert kick)

TEAM STATISTICS

	COLORADO STATE	ARKANSAS
FIRST DOWNS	18	23
RUSHES-YARDS (NET)	38-220	35-215
PASSING YDS (NET)	205	305
Passes Att-Comp-Int.	33-20-0	35-20-0
TOTAL OFFENSE PLAYS-YARDS	71-425	70-520
Fumble Returns-Yards	0-0	1-25
Punt Returns-Yards	0-0	3-9
Kickoff Returns-Yards	2-48	1-36
Interception Returns-Yards	0-0	0-0
Punts (Number-Avg)	6-47.5	4-44.0
Fumbles-Lost	2-2	2-1
Penalties-Yards	4-51	5-49
Possession Time	33:56	26:04
Third-Down Conversions	4 of 14	6 of 12
Fourth-Down Conversions	0 of 0	0 of 0
Red-Zone Scores-Chances	3-3	4-4
Sacks By: Number-Yards	1-4	3-25



RB RAKEEM BOYD ran for a career-best 122 yards on 20 carries in the win over Colorado State and became the first Razorback to run for two TDs since 2017.

COLORADO STATE

RUSHING	Att.	Gain	Lost	Net	TD	Long	Avg.
M. Kinsey Jr.	20	185	5	180	1	75	9.0
M. McElroy	6	48	0	48	0	34	8.0
D. Wright	2	5	0	5	0	4	2.5
J. Thomas	2	2	0	2	0	2	1.0
C. Hill	2	1	8	-7	1	1	-3.5
P. O'Brien	6	11	19	-8	0	4	-1.3

PASSING	Comp.	Att.	Yds	TD	Int	Long	Sack
C. Hill	13	23	99	1	0	19	1
P. O'Brien	7	10	106	1	0	75	2

RECEIVING	No.	Yds	TD	Long
D. Wright	4	97	1	75
W. Jackson	4	53	1	19
Tr. McBride	3	22	0	10
M. Kinsey Jr.	3	3	0	7
C. Butler	2	8	0	7
A. Prentice	2	7	0	5
E.J. Scott	1	8	0	8
M. McElroy	1	7	0	7

PUNTING	No.	Yds	Avg.	Long	I20	TB
R. Stonehouse	6	285	47.5	56	1	0

FIELD GOALS	Made	Att.	Long	Kicks
C. Camper	2	3	46	46, 21, 50x

ARKANSAS

RUSHING	Att.	Gain	Lost	Net	TD	Long	Avg.
Rakeem Boyd	20	127	5	122	2	59	6.1
Devwah Whaley	9	81	0	81	1	25	9.0
Chase Hayden	2	17	0	17	0	15	8.5
De'Vion Warren	1	2	0	2	0	2	2.0
Team	2	0	3	-3	0	0	-1.5
Nick Starkel	1	0	4	-4	0	0	-4.0

PASSING	Comp.	Att.	Yds	TD	Int	Long	Sack
Nick Starkel	20	35	305	0	3	62	1

RECEIVING	No.	Yds	TD	Long
Trey Knox	6	90	1	24
Treyton Burks	4	92	0	38
Cheyenne O'Grady	3	74	1	62
Chase Hayden	2	12	0	6
Mike Woods	2	10	0	6
Chase Harrell	1	14	1	14
Tyson Morris	1	9	0	9
De'Vion Warren	1	4	0	4

PUNTING	No.	Yds	Avg.	Long	I20	TB
Sam Loy	4	176	44.0	56	0	1

FIELD GOALS	Made	Att.	Long	Kicks
Connor Limpert	2	2	54	54, 22

GAME 4 ||| SAN JOSE STATE

San Jose State (2-1) 31
Arkansas (2-2, 0-1)..... 24

September 21, 2019 | Fayetteville, Ark.
Donald W. Reynolds Razorback Stadium | Time: 3 p.m. | Attendance: 56,058
TV: SEC Network > Dave Neal (PBP), DJ Shockley (Analyst) & Dawn Davenport (Sideline)

SCORING SUMMARY

	1st	2nd	3rd	4th	Final
San Jose State	7	17	0	7	34
Arkansas	7	0	3	14	21

QTR. TEAM SCORING PLAY

1st	SJSU	J. Blackwell 3 yd pass from J. Love (M. Mercurio kick), 7-75 2:16
	AR	M. Woods 62 yd pass from N. Starkel (C. Limpert kick), 4-72 1:18
2nd	SJSU	N. Nash 15 yd run (M. Mercurio kick), 2-28 0:27
	SJSU	M. Mercurio 47 yd field goal, 7-47 2:12
	SJSU	I. Holiness 26 yd pass from J. Love (M. Mercurio kick), 9-79 3:48
3rd	AR	C. Limpert 48 yd field goal, 6-26 2:00
4th	AR	T. Morris 30 yd pass from N. Starkel (C. Limpert kick), 9-80 3:09
	AR	T. Knox 8 yd pass from N. Starkel (C. Limpert kick), 7-80 2:55
	SJSU	D. Packer 19 yd run (M. Mercurio kick), 5-75 1:43

TEAM STATISTICS

	SAN JOSE STATE	ARKANSAS
FIRST DOWNS	27	26
RUSHES-YARDS (NET)	24-101	32-131
PASSING YDS (NET).....	402	356
Passes Att-Comp-Int.....	49-32-1	50-28-5
TOTAL OFFENSE PLAYS-YARDS	73-503	82-487
Fumble Returns-Yards.....	0-0	0-0
Punt Returns-Yards.....	0-0	0-0
Kickoff Returns-Yards	0-0	3-61
Interception Returns-Yards	5-77	1-7
Punts (Number-Avg).....	5-41.6	3-41.0
Fumbles-Lost	2-0	0-0
Penalties-Yards	9-85	6-62
Possession Time	30:54	29:06
Third-Down Conversions.....	4 of 12	6 of 15
Fourth-Down Conversions.....	0 of 1	1 of 3
Red-Zone Scores-Chances	3-4	1-3
Sacks By: Number-Yards	0-0	1-9



WR MIKE WOODS caught four passes for a career-best 115 yards, including a career-best 62-yard touchdown grab in the first quarter.

SAN JOSE STATE

RUSHING	Att.	Gain	Lost	Net	TD	Long	Avg.
Dejon Packer	8	40	0	40	1	19	5.0
Tyler Nevens	6	34	0	34	0	23	5.7
Nick Nash	4	30	4	26	1	15	6.5
Isaiah Hamilton	1	13	0	13	0	13	13.0
Isaiah Holiness	1	2	0	2	0	2	2.0
Team	3	0	5	-5	0	0	-1.7
Josh Love	1	0	9	-9	0	0	-9.0

PASSING	Comp.	Att.	Yds	TD	Int	Long	Sack
Josh Love	32	49	402	2	1	50	1

RECEIVING	No.	Yds	TD	Long
Tre Walker	12	161	0	20
Isaiah Hamilton	5	46	0	17
Isaiah Holiness	4	64	1	32
Jaqu Blackwell	4	49	1	24
Derrick Deese	3	22	0	14
Bailey Gaither	1	50	0	50
Andre Crump Jr	1	5	0	5
Brett Foley	1	3	0	3
Bill Humphreys	1	2	0	2

PUNTING	No.	Yds	Avg.	Long	I20	TB
Alex Galland	5	208	41.6	46	0	3

FIELD GOALS	Made	Att.	Long	Kicks
Matt Mercurio	1	2	47	46x, 47

ARKANSAS

RUSHING	Att.	Gain	Lost	Net	TD	Long	Avg.
Rakeem Boyd	18	95	4	91	0	18	5.1
Devwah Whaley	12	39	7	32	0	16	2.7
Nick Starkel	2	8	0	8	0	8	4.0

PASSING	Comp.	Att.	Yds	TD	Int	Long	Sack
Nick Starkel	28	50	356	3	5	62	0

RECEIVING	No.	Yds	TD	Long
Trey Knox	8	83	1	19
Mike Woods	4	115	1	62
Tyson Morris	4	60	1	30
Devwah Whaley	4	40	0	22
Cheyenne O'Grady	4	33	0	12
Rakeem Boyd	3	10	0	8
De'Vion Warren	1	15	0	15

PUNTING	No.	Yds	Avg.	Long	I20	TB
Sam Loy	3	123	41.0	50	1	0

FIELD GOALS	Made	Att.	Long	Kicks
Connor Limpert	1	1	48	48

GAME 5 ||| vs. TEXAS A&M

Texas A&M (3-2, 1-1) 31
Arkansas (2-3, 0-2) 27

September 28, 2019 | Arlington, Texas
AT&T Stadium | Time: 11 a.m. | Attendance: 51,441
TV: ESPN > Mark Jones (PBP), Dusty Dvoracek (Analyst) & Olivia Dekker (Sideline)

SCORING SUMMARY

	1st	2nd	3rd	4th	Final
Texas A&M	7	14	0	10	31
Arkansas	0	17	7	3	27

QTR. TEAM SCORING PLAY

1st	TAMU	A. Smith 9 yd pass from K. Mond (S. Small kick), 7-63 3:51
2nd	AR	C. Limpert 46 yd field goal, 10-47 3:41
	TAMU	I. Spiller 4 yd run (S. Small kick), 11-75 4:27
	AR	D. Harris 6 yd fumble recovery (C. Limpert kick)
	AR	M. Woods 13 yd pass from B. Hicks (C. Limpert kick), 4-41 1:21
	TAMU	Q. Davis 22 yd pass from K. Mond (S. Small kick), 11-75 1:47
3rd	AR	D. Whaley 11 yd run (C. Limpert kick), 8-84 2:37
4th	TAMU	Q. Davis 3 yd pass from K. Mond (S. Small kick), 7-34 4:30
	AR	C. Limpert 40 yd field goal, 11-53 3:35
	TAMU	S. Small 50 yd field goal, 11-43 4:54

TEAM STATISTICS

	TEXAS A&M	ARKANSAS
FIRST DOWNS	24	26
RUSHES-YARDS (NET)	33-89	26-98
PASSING YDS (NET)	251	297
Passes Att-Comp-Int.	35-23-1	44-27-1
TOTAL OFFENSE PLAYS-YARDS	68-340	70-395
Fumble Returns-Yards	0-0	1-6
Punt Returns-Yards	1-9	2-35
Kickoff Returns-Yards	1-31	0-0
Interception Returns-Yards	1-18	1-12
Punts (Number-Avg)	4-49.5	3-38.7
Fumbles-Lost	3-1	0-0
Penalties-Yards	6-55	8-48
Possession Time	32:37	27:23
Third-Down Conversions	5 of 10	5 of 13
Fourth-Down Conversions	0 of 0	1 of 2
Red-Zone Scores-Chances	3-4	2-4
Sacks By: Number-Yards	2-17	4-26



TE CHEYENNE O'GRADY posted career-bests with eight catches and 91 yards against Texas A&M at AT&T Stadium. The senior led all pass catchers in the game in receptions and yards.

TEXAS A&M

RUSHING	Att.	Gain	Lost	Net	TD	Long	Avg.
Jacob Kibodi	9	40	2	38	0	14	4.2
Kellen Mond	14	67	34	33	0	18	2.4
Quartney Davis	2	19	0	19	0	18	9.5
Isaiah Spiller	7	12	12	0	1	5	0.0
Team	1	0	1	-1	0	0	-1.0

PASSING	Comp.	Att.	Yds	TD	Int	Long	Sack
Kellen Mond	23	35	251	3	1	30	4

RECEIVING	No.	Yds	TD	Long
Jhamon Ausbon	7	82	0	17
Quartney Davis	7	62	2	22
Ainias Smith	5	80	1	30
Isaiah Spiller	2	17	0	12
Jacob Kibodi	1	9	0	9
Camron Buckley	1	1	0	1

PUNTING	No.	Yds	Avg.	Long	I20	TB
Braden Mann	4	198	49.5	59	3	0

FIELD GOALS	Made	Att.	Long	Kicks
Seth Small	1	1	50	50

ARKANSAS

RUSHING	Att.	Gain	Lost	Net	TD	Long	Avg.
Rakeem Boyd	18	91	2	89	0	24	4.9
Devwah Whaley	3	15	3	12	1	11	4.0
Ben Hicks	3	17	17	0	0	17	0.0
Team	1	0	1	-1	0	0	-1.0
Nick Starkel	1	0	2	-2	0	0	-2.0

PASSING	Comp.	Att.	Yds	TD	Int	Long	Sack
Ben Hicks	15	27	188	1	0	31	2
Nick Starkel	12	17	109	0	1	27	0

RECEIVING	No.	Yds	TD	Long
Cheyenne O'Grady	8	91	0	27
Mike Woods	4	62	1	22
Treyton Burks	4	58	0	31
Devwah Whaley	3	21	0	16
Tyson Morris	2	26	0	16
Rakeem Boyd	2	10	0	7
TJ Hammonds	2	8	0	7
Koilan Jackson	1	19	0	19
TQ Jackson	1	2	0	24

PUNTING	No.	Yds	Avg.	Long	I20	TB
Sam Loy	3	116	38.7	45	0	0

FIELD GOALS	Made	Att.	Long	Kicks
Connor Limpert	2	3	46	51x, 46, 40

GAME 6 ||| at KENTUCKY

Arkansas (2-4, 0-3)20
Kentucky (3-3, 1-3)..... 24

October 12, 2019 | Lexington, Ky.
Kroger Field | Time: 6:30 p.m. | Attendance: 57,060
TV: SEC Network > Tom Hart (PBP), Jordan Rodgers (Analyst) & Cole Cubelic (Sideline)

SCORING SUMMARY

	1st	2nd	3rd	4th	Final
Arkansas	7	6	0	7	20
Kentucky	0	7	10	7	24

QTR. TEAM SCORING PLAY

1st	AR	R. Boyd 74 yd run (C. Limpert kick), 2-75 0:42
2nd	AR	C. Limpert 28 yd field goal, 8-22 1:50
	AR	C. Limpert 44 yd field goal, 10-45 3:58
	UK	L. Bowden 3 yd run (M. Ruffolo kick), 10-75 4:53
3rd	UK	M. Ruffolo 50 yd field goal, 13-45 5:52
	UK	C. Thomas 10 yd pass from L. Bowden (M. Ruffolo kick), 6-48 3:16
4th	AR	R. Boyd 2 yd run (C. Limpert kick), 3-29 0:52
	UK	L. Bowden 24 yd run (M. Ruffolo kick), 6-75 3:42

TEAM STATISTICS

	ARKANSAS	KENTUCKY
FIRST DOWNS	16	21
RUSHES-YARDS (NET)	30-183	54-330
PASSING YDS (NET).....	122	88
Passes Att-Comp-Int.....	27-12-0	12-8-0
TOTAL OFFENSE PLAYS-YARDS	57-305	66-418
Fumble Returns-Yards.....	0-0	0-0
Punt Returns-Yards.....	1-26	3-18
Kickoff Returns-Yards	2-38	2-48
Interception Returns-Yards	0-0	0-0
Punts (Number-Avg).....	4-44.2	3-44.3
Fumbles-Lost	1-0	2-1
Penalties-Yards	5-39	7-44
Possession Time	22:49	37:11
Third-Down Conversions.....	6 of 13	7 of 14
Fourth-Down Conversions.....	0 of 1	0 of 1
Red-Zone Scores-Chances	2-3	3-4
Sacks By: Number-Yards	1-7	3-18



RB RAKEEM BOYD ran for a career-high 134 yards at Kentucky. The junior took the second play from scrimmage 74 yards for a TD, the longest run of his Arkansas career.

ARKANSAS

RUSHING	Att.	Gain	Lost	Net	TD	Long	Avg.
Rakeem Boyd	15	137	3	134	2	74	8.9
Devwah Whaley	9	44	2	42	0	21	4.7
Treyton Burks	1	11	0	11	0	11	11.0
Ben Hicks	4	15	10	5	0	13	1.2
Nick Starkel	1	0	9	-9	0	0	-9.0

PASSING	Comp.	Att.	Yds	TD	Int	Long	Sack
Nick Starkel	7	19	41	0	0	15	1
Ben Hicks	5	8	81	0	0	22	2

RECEIVING	No.	Yds	TD	Long
Cheyenne O'Grady	4	44	0	22
Mike Woods	3	18	0	15
Treyton Burks	2	25	0	15
Trey Knox	2	24	0	18
Tyson Morris	1	11	0	11

PUNTING	No.	Yds	Avg.	Long	I20	TB
Sam Loy	4	177	44.2	50	2	0

FIELD GOALS	Made	Att.	Long	Kicks
Connor Limpert	2	2	44	28,44

KENTUCKY

RUSHING	Att.	Gain	Lost	Net	TD	Long	Avg.
Lynn Bowden	24	205	9	196	2	51	8.2
Asim Rose	16	93	3	90	0	27	5.6
Kavosiey Smoke	11	49	4	45	0	25	4.1
Akeem Hayes	1	2	0	2	0	2	2.0
Team	2	0	3	-3	0	0	-1.5

PASSING	Comp.	Att.	Yds	TD	Int	Long	Sack
Lynn Bowden	7	11	78	1	0	31	1
Asim Rose	1	1	10	0	0	10	0

RECEIVING	No.	Yds	TD	Long
Justin Rigg	2	43	0	31
Josh Ali	2	13	0	10
Clevon Thomas	2	10	1	10
Allen Dailey	1	14	0	14
Bryce Oliver	1	8	0	8

PUNTING	No.	Yds	Avg.	Long	I20	TB
Max Duffy	3	133	44.3	54	2	0

FIELD GOALS	Made	Att.	Long	Kicks
Matt Ruffolo	1	2	50	47x,50

GAME 7 ||| AUBURN

Auburn (6-1, 3-1).....51
Arkansas (2-5, 0-4).....10

October 19, 2019 | Fayetteville, Ark.
Donald W. Reynolds Razorback Stadium | Time: 11 a.m. | Attendance: 54,619
TV: ESPN > Taylor Zazour (PBP), Matt Stinchcomb (Analyst) & Alyssa Lang (Sideline)

SCORING SUMMARY

	1st	2nd	3rd	4th	Final
Auburn	17	0	14	20	51
Arkansas	0	0	10	0	10

QTR. TEAM SCORING PLAY

1st	AU	B. Nix 4 yd run (A. Carlson kick), 3-22 1:02
	AU	S. Shivers 6 yd run (A. Carlson kick), 3-63 0:57
	AU	A. Carlson 44 yd field goal, 13-55 5:32
3rd	AR	C. Limpert 28 yd field goal, 16-77 7:30
	AU	S. Williams 48 yd pass from B. Nix (A. Carlson kick), 5-72 1:34
	AU	A. Schwartz 28 yd pass from B. Nix (A. Carlson kick), 2-56 0:16
	AR	C. O'Grady 45 yd pass from B. Hicks (C. Limpert kick), 1-45 0:10
4th	AU	S. Williams 15 yd pass from B. Nix (A. Carlson kick failed), 8-64 3:20
	AU	JJ Wilson 17 yd pass from J. Gatewood (A. Carlson kick), 8-59 4:21
	AU	H. Joiner 32 yd run (A. Carlson kick), 5-65 3:02

TEAM STATISTICS

	AUBURN	ARKANSAS
FIRST DOWNS.....	24	14
RUSHES-YARDS (NET).....	51-298	28-52
PASSING YDS (NET).....	193	182
Passes Att-Comp-Int.....	19-13-0	40-19-2
TOTAL OFFENSE PLAYS-YARDS.....	70-491	68-234
Fumble Returns-Yards.....	0-0	0-0
Punt Returns-Yards.....	0-0	0-0
Kickoff Returns-Yards.....	3-48	3-55
Interception Returns-Yards.....	2-2	0-0
Punts (Number-Avg).....	2-47.0	6-36.8
Fumbles-Lost.....	1-1	2-2
Penalties-Yards.....	5-45	4-34
Possession Time.....	30:25	29:35
Third-Down Conversions.....	7 of 13	4 of 16
Fourth-Down Conversions.....	0 of 1	1 of 3
Red-Zone Scores-Chances.....	4-5	1-1
Sacks By: Number-Yards.....	3-12	2-8



TE CHEYENNE O'GRADY hauled in seven passes for 72 yards against Auburn, including an incredible 45-yard touchdown in the third quarter. O'Grady has led Arkansas in receptions in three straight games.

AUBURN

RUSHING	Att.	Gain	Lost	Net	TD	Long	Avg.
Kam Martin	10	84	0	84	0	52	8.4
Harold Joiner	4	59	0	59	1	32	14.8
D.J. Williams	11	48	0	48	0	10	4.4
A. Schwartz	2	30	0	30	0	28	15.0
Shaun Shivers	5	28	0	28	1	12	5.6
Joey Gatewood	6	26	2	24	0	13	4.0
Bo Nix	8	27	8	19	1	14	2.4
Malik Miller	2	9	0	9	0	7	4.5
TEAM	3	0	3	-3	0	0	-1.0

PASSING	Comp.	Att.	Yds	TD	Int	Long	Sack
Bo Nix	12	17	176	3	0	48	2
Joey Gatewood	1	2	17	1	0	17	0

RECEIVING	No.	Yds	TD	Long
A. Schwartz	6	73	1	28
Seth Williams	4	90	2	48
Jay Jay Wilson	1	17	1	17
Sal Cannella	1	7	0	7
S. Jackson	1	6	0	6

PUNTING	No.	Yds	Avg.	Long	I20	TB
Arryn Siposs	2	94	47.0	48	1	0

FIELD GOALS	Made	Att.	Long	Kicks
Anders Carlson	1	2	44	44, 48x

ARKANSAS

RUSHING	Att.	Gain	Lost	Net	TD	Long	Avg.
Rakeem Boyd	13	47	8	39	0	11	3.0
Devwah Whaley	4	12	0	12	0	5	3.0
Cheyenne O'Grady	1	3	0	3	0	3	3.0
TJ Hammonds	1	3	0	3	0	3	3.0
Treyton Burks	2	2	3	-1	0	2	-0.5
Ben Hicks	7	8	12	-4	0	5	-0.6

PASSING	Comp.	Att.	Yds	TD	Int	Long	Sack
Ben Hicks	19	39	182	1	1	45	3
Sam Loy	0	1	0	0	1	0	0

RECEIVING	No.	Yds	TD	Long
Cheyenne O'Grady	7	72	1	45
Trey Knox	3	34	0	19
Treyton Burks	3	28	0	13
Rakeem Boyd	2	26	0	17
Devwah Whaley	2	19	0	12
Tyson Morris	1	8	0	8
TJ Hammonds	1	-5	0	0

PUNTING	No.	Yds	Avg.	Long	I20	TB
Sam Loy	6	221	36.8	39	2	0

FIELD GOALS	Made	Att.	Long	Kicks
Connor Limpert	1	2	28	44x, 28

GAME 8 ||| at ALABAMA

Arkansas (2-6, 0-5).....7
Alabama (8-0, 5-0).....48

October 26, 2019 | Tuscaloosa, Ala.
Bryant-Denny Stadium | Time: 6 p.m. | Attendance: 100,233
TV: ESPN > Dave Pasch (PBP), Greg McElroy (Analyst) & Tom Luginbill (Sideline)

SCORING SUMMARY

	1st	2nd	3rd	4th	Final
Arkansas	0	0	0	7	7
Alabama	17	24	7	0	48

QTR. TEAM SCORING PLAY

1st	UA	J. Bulovas 31 yd field goal, 14-69 6:27
	UA	H. Ruggs III 14 yd pass from M. Jones (J. Bulovas kick), 1-14 0:07
	UA	J. Jeudy 14 yd pass from Mac Jones (J. Bulovas kick), 5-48 1:42
2nd	UA	N. Harris 1 yd run (J. Bulovas kick), 6-70 2:16
	UA	N. Harris 1 yd run (J. Bulovas kick), 4-48 1:30
	UA	J. Bulovas 30 yd field goal, 5-13 1:48
	UA	T. Diggs 84 yd interception return (J. Bulovas kick)
3rd	UA	J. Jeudy 40 yd pass from Mac Jones (J. Bulovas kick), 5-64 2:22
4th	AR	C. O'Grady 8 yd pass from J.S. Jones (C. Limpert kick), 13-85 7:34

TEAM STATISTICS

	ARKANSAS	ALABAMA
FIRST DOWNS	13	23
RUSHES-YARDS (NET)	30-106	38-179
PASSING YDS (NET)	107	280
Passes Att-Comp-Int	26-11-3	30-24-0
TOTAL OFFENSE PLAYS-YARDS	56-213	68-459
Fumble Returns-Yards	0-0	1-37
Punt Returns-Yards	0-0	0-0
Kickoff Returns-Yards	3-49	2-3
Interception Returns-Yards	0-0	3-108
Punts (Number-Avg)	6-39.0	2-47.5
Fumbles-Lost	1-1	1-0
Penalties-Yards	0-0	6-60
Possession Time	25:26	34:34
Third-Down Conversions	3 of 12	8 of 13
Fourth-Down Conversions	0 of 0	0 of 1
Red-Zone Scores-Chances	1-1	6-7
Sacks By: Number-Yards	0-0	1-7



FS JOE FOUCHA led all defenders with a career-high 13 tackles in the game at Alabama. Foucha's 13 stops are the most by a Razorback this season and his second double-digit tackle performance of the year.

ARKANSAS

RUSHING	Att.	Gain	Lost	Net	TD	Long	Avg.
Rakeem Boyd	12	51	1	50	0	12	4.2
Devwah Whaley	9	42	2	40	0	10	4.4
John Stephen Jones	6	24	10	14	0	12	2.3
TJ Hammonds	1	7	0	7	0	7	7.0
Treyton Burks	1	3	0	3	0	3	3.0
Team	1	0	8	-8	0	0	-8.0

PASSING	Comp.	Att.	Yds	TD	Int	Long	Sack
Nick Starkel	5	19	58	0	3	22	0
John Stephen Jones	6	7	49	1	0	12	1

RECEIVING	No.	Yds	TD	Long
Rakeem Boyd	4	55	0	22
Cheyenne O'Grady	4	13	1	8
Devwah Whaley	2	24	0	15
Treyton Burks	1	15	0	15

PUNTING	No.	Yds	Avg.	Long	I20	TB
Sam Loy	6	234	39.0	52	2	0

FIELD GOALS	Made	Att.	Long	Kicks
-------------	------	------	------	-------

ALABAMA

RUSHING	Att.	Gain	Lost	Net	TD	Long	Avg.
Najee Harris	13	86	0	86	2	20	6.6
B. Robinson Jr.	13	70	3	67	0	37	5.2
Keilan Robinson	9	29	0	29	0	5	3.2
Mac Jones	1	1	0	1	0	1	1.0
Ta. Tagovailoa	1	0	2	-2	0	0	-2.0
TEAM	1	0	2	-2	0	0	-2.0

PASSING	Comp.	Att.	Yds	TD	Int	Long	Sack
Mac Jones	18	22	235	3	0	47	0
Ta. Tagovailoa	6	8	45	0	0	15	0

RECEIVING	No.	Yds	TD	Long
Jerry Jeudy	7	103	2	40
Jaylen Waddle	5	39	0	15
DeVonta Smith	4	67	0	47
Henry Ruggs III	4	47	1	18
M. Forristall	2	11	0	11
B. Robinson Jr.	1	8	0	8
John Metchie	1	5	0	5

PUNTING	No.	Yds	Avg.	Long	I20	TB
Ty Perine	2	95	47.5	49	1	0

FIELD GOALS	Made	Att.	Long	Kicks
Joseph Bulovas	2	2	31	31, 30

GAME 9 ||| MISSISSIPPI STATE

Mississippi State (4-5, 2-4) 54
Arkansas (2-7, 0-6) 24

November 2, 2019 | Fayetteville, Ark.
Donald W. Reynolds Razorback Stadium | Time: 3 p.m. | Attendance: 52,256
TV: SEC Network > Taylor Zarzour (PBP), Matt Stinchcomb (Analyst) & Alyssa Lang (Sideline)

SCORING SUMMARY

	1st	2nd	3rd	4th	Final
Mississippi State	14	24	7	9	54
Arkansas	0	10	7	7	24

QTR. TEAM SCORING PLAY

1st	MS	K. Hill 4 yd run (J. Christmann kick), 6-82 2:49
	MS	O. Mitchell 33 yd pass from T. Stevens (J. Christmann kick), 11-80 5:21
2nd	MS	J. Christmann 26 yd field goal, 11-68 4:55
	AR	R. Boyd 52 yd run (C. Limpert kick), 2-61 0:57
	MS	K. Hill 2 yd run (J. Christmann kick), 6-75 2:29
	AR	C. Limpert 40 yd field goal, 4-1 0:56
	MS	K. Hill 1 yd run (J. Christmann kick), 5-84 2:18
	MS	M. Murphy 32 yd interception return (J. Christmann kick)
3rd	MS	F. Green 3 yd pass from T. Stevens (J. Christmann kick), 6-66 3:09
	AR	M. Woods 11 yd pass from J.S. Jones (C. Limpert kick), 12-59 6:30
4th	MS	J. Christmann 46 yd field goal, 13-47 7:23
	AR	KJ Jefferson 5 yd run (C. Limpert kick), 4-75 1:53
	MS	Nick Gibson 47 yd run (K. Schexnayder rush failed), 3-75 1:25

TEAM STATISTICS

	MISSISSIPPI STATE	ARKANSAS
FIRST DOWNS	27	10
RUSHES-YARDS (NET)	57-460	25-184
PASSING YDS (NET)	180	101
Passes Att-Comp-Int	19-13-0	24-9-1
TOTAL OFFENSE PLAYS-YARDS	76-640	49-285
Fumble Returns-Yards	0-0	0-0
Punt Returns-Yards	1-0	1-1
Kickoff Returns-Yards	2-27	8-154
Interception Returns-Yards	1-32	0-0
Punts (Number-Avg)	2-43.0	6-43.7
Fumbles-Lost	1-1	3-1
Penalties-Yards	3-23	2-10
Possession Time	40:09	19:51
Third-Down Conversions	8 of 13	2 of 12
Fourth-Down Conversions	1 of 1	1 of 1
Red-Zone Scores-Chances	5-6	2-2
Sacks By: Number-Yards	0-0	0-0



RB RAKEEM BOYD ran for 114 yards against Mississippi State on just 11 carries. The 100-yard effort was his fourth of the season and his seventh as a Razorback.

MISSISSIPPI STATE

RUSHING	Att.	Gain	Lost	Net	TD	Long	Avg.
Kylin Hill	21	236	2	234	3	62	11.1
Nick Gibson	12	129	0	129	1	47	10.8
Tommy Stevens	15	76	2	74	0	15	4.9
L. Witherspoon	5	24	0	24	0	9	4.8
Malik Dear	2	4	0	4	0	2	2.0
Isaiah Zuber	1	0	2	-2	0	0	-2.0
TEAM	1	0	3	-3	0	0	-3.0

PASSING	Comp.	Att.	Yds	TD	Int	Long	Sack
Tommy Stevens	12	18	172	2	0	42	0
Logan Burnett	1	1	8	0	0	8	0

RECEIVING	No.	Yds	TD	Long
Dedrick Thomas	2	59	0	42
Austin Williams	2	18	0	11
Brad Cumbest	2	16	0	8
Osirus Mitchell	1	33	1	33
Isaiah Zuber	1	27	0	27
Malik Dear	1	8	0	8
Stephen Guidry	1	8	0	8
G. Spivey	1	7	0	7
Farrod Green	1	3	1	3
Kylin Hill	1	1	0	1

PUNTING	No.	Yds	Avg.	Long	I20	TB
Tucker Day	2	86	43.0	50	0	0

FIELD GOALS	Made	Att.	Long	Kicks
Jace Christmann	2	2	46	26,46

ARKANSAS

RUSHING	Att.	Gain	Lost	Net	TD	Long	Avg.
Rakeem Boyd	11	115	1	114	1	52	10.4
KJ Jefferson	2	26	0	26	1	21	13.0
Treyton Burks	4	15	0	15	0	7	3.8
A'Montae Spivey	3	16	2	14	0	11	4.7
Devwah Whaley	2	12	0	12	0	8	6.0
John Stephen Jones	3	3	0	3	0	3	1.0

PASSING	Comp.	Att.	Yds	TD	Int	Long	Sack
Ben Hicks	4	13	44	0	1	23	0
John Stephen Jones	4	9	25	1	0	11	0
KJ Jefferson	1	2	32	0	0	32	0

RECEIVING	No.	Yds	TD	Long
Tyson Morris	2	18	0	10
Mike Woods	2	15	1	11
Treyton Burks	1	32	0	32
Grayson Gunter	1	23	0	23
Trey Knox	1	9	0	9
Chase Harrell	1	6	0	6
Hudson Henry	1	-2	0	0

PUNTING	No.	Yds	Avg.	Long	I20	TB
Sam Loy	6	262	43.7	59	2	1

FIELD GOALS	Made	Att.	Long	Kicks
Connor Limpert	1	1	40	40

GAME 10 ||| WESTERN KENTUCKY

Western Kentucky (6-4, 4-2)..... 45
Arkansas (2-8, 0-5)..... 19

November 9, 2019 | Fayetteville, Ark.
Donald W. Reynolds Razorback Stadium | Time: 11 a.m. | Attendance: 42,985
TV: SEC Network > Taylor Zanzour (PBP), Matt Stinchcomb (Analyst) & Alyssa Lang (Sideline)

SCORING SUMMARY

	1st	2nd	3rd	4th	Final
Western Kentucky	14	21	3	7	45
Arkansas	7	0	0	12	19

QTR. TEAM SCORING PLAY

1st	WKU	J. Sloan 19 yd run (C. Munson kick), 9-42 3:45
	AR	Rakeem Boyd 76 yd run (Connor Limpert kick), 4-88 1:28
	WKU	T. Storey 9 yd run (C. Munson kick), 12-75 6:03
2nd	WKU	T. Storey 1 yd run (C. Munson kick), 16-59 7:09
	WKU	J. Pearson 69 yd pass from T. Storey (C. Munson kick), 2-73 0:38
	WKU	G. Walker 1 yd run (C. Munson kick), 12-68 3:24
3rd	WKU	C. Munson 19 yd field goal, 7-67 2:53
4th	AR	Rakeem Boyd 86 yd run (Connor Limpert kick blocked), 2-86 0:18
	WKU	D. Key 25 yd interception return (C. Munson kick)
	AR	KJ Jefferson 2 yd run (KJ Jefferson pass failed), 9-70 3:36

TEAM STATISTICS

	WKU	ARKANSAS
FIRST DOWNS.....	23	12
RUSHES-YARDS (NET).....	47-265	28-253
PASSING YDS (NET).....	213	87
Passes Att-Comp-Int.....	32-22-0	26-9-2
TOTAL OFFENSE PLAYS-YARDS.....	79-478	54-340
Fumble Returns-Yards.....	0-0	0-0
Punt Returns-Yards.....	0-0	1-18
Kickoff Returns-Yards.....	1-12	6-101
Interception Returns-Yards.....	2-25	0-0
Punts (Number-Avg).....	3-48.0	4-37.2
Fumbles-Lost.....	1-1	1-0
Penalties-Yards.....	3-20	3-25
Possession Time.....	36:57	23:03
Third-Down Conversions.....	9 of 18	4 of 12
Fourth-Down Conversions.....	5 of 5	1 of 2
Red-Zone Scores-Chances.....	5-5	1-1
Sacks By: Number-Yards.....	2-19	0-0



RB RAKEEM BOYD topped 1,000 yards on the season with a career-best 185 yards. Boyd scored on runs of 76 and 86 yards, giving him five TD runs of 50+ yards this season.

WESTERN KENTUCKY

RUSHING	Att.	Gain	Lost	Net	TD	Long	Avg.
G. Walker	23	129	0	129	1	39	5.6
T. Storey	17	77	0	77	2	22	4.5
J. Sloan	1	19	0	19	1	19	19.0
D. Shanley	1	16	0	16	0	16	16.0
J. Samuel	3	14	0	14	0	6	4.7
K. McClendon	2	10	0	10	0	9	5.0

PASSING	Comp.	Att.	Yds	TD	Int	Long	Sack
T. Storey	22-32-0	213	1	69	0		

RECEIVING	No.	Yds	TD	Long
J. Pearson	10	120	1	69
L. Jackson	7	73	0	26
J. Simon	2	22	0	22
J. Sloan	1	0	0	0
G. Walker	1	-1	0	0
G. LaFrance	1	-1	0	0

PUNTING	No.	Yds	Avg.	Long	I20	TB
J. Haggerty	3	144	48.0	59	1	0

FIELD GOALS	Made	Att.	Long	Kicks
C. Munson	1	1	19	19

ARKANSAS

RUSHING	Att.	Gain	Lost	Net	TD	Long	Avg.
Rakeem Boyd	8	185	0	185	2	86	23.1
KJ Jefferson	16	57	25	32	1	17	2.0
TJ Hammonds	1	29	0	29	0	29	29.0
John Stephen Jones	2	5	0	5	0	4	2.5
Devwah Whaley	1	2	0	2	0	2	2.0

PASSING	Comp.	Att.	Yds	TD	Int	Long	Sack
KJ Jefferson	6-15-1	60	0	20	2		
John Stephen Jones	3-10-1	27	0	11	0		
Treyton Burks	0-1-0	0	0	0	0		

RECEIVING	No.	Yds	TD	Long
Treyton Burks	5	59	0	20
Mike Woods	2	16	0	11
TJ Hammonds	1	7	0	7
Devwah Whaley	1	5	0	5

PUNTING	No.	Yds	Avg.	Long	I20	TB
Reid Bauer	2	74	37.0	37	0	0
Sam Loy	2	75	37.5	46	0	0

FIELD GOALS	Made	Att.	Long	Kicks
-------------	------	------	------	-------

WEEKLY MEDIA SCHEDULE: LSU WEEK

18 MON	19 TUES	20 WED	21 THURS	22 FRI	23 SAT	24 SUN
Press Conference Noon - Coach Lunney Jr.	Practice Viewing 4:15 p.m. Approximately 20 minutes	SEC Teleconference 10 a.m. - 12:10 p.m. 11 a.m. - Coach Lunney Jr. Pre Practice Media 4:20 p.m. Coach Lunney Jr. On the Air with Barry Lunney Jr. 7 p.m.	No media availability	No media availability	Game 11 LSU Kickoff - 6 p.m. TV - ESPN Post Game Coach Lunney Jr. & student-athletes	No media availability

ARKANSAS COMMUNICATIONS



KYLE PARKINSON

Associate AD/Communications

Cell 479.387.4753
 Email..... kparkin@uark.edu
 Twitter @TheOtherKP



MICHAEL MINSHEW

Assistant Director/Communications

Cell 479.200.9498
 Email..... mminshew@uark.edu
 Twitter @mminshew



JOHN THOMAS

Assistant Director/Communications

Cell 479.313.2564
 Email..... jfthomas@uark.edu
 Twitter @John_Thomas

Office: 479-575-2751

Fax: 479-575-7481

Fayetteville Press Box: (479) 575-6622

Little Rock Press Box: (501) 663-0514

GAME CREDENTIAL REQUESTS

All requests for media and/or photo credentials must be made online at www.SportsSystems.com/Arkansas. Requests should be made at least two weeks in advance.

Credentials will not be mailed. They may be picked up beginning three hours prior to kickoff at the media will call station at the base of the elevator at both Donald W. Reynolds Razorback Stadium in Fayetteville and War Memorial Stadium in Little Rock. Photo identification is required when picking up credentials.

ARKANSAS FTP SITE

An FTP site is available for members of the media. For more information concerning the FTP site, contact Michelle Glover (miglover@uark.edu).

CollegePressBox.com

CollegePressBox.com is the official media website for SEC football. Access and download weekly game notes, quotes, statistics, media guides, headshots, logos, flip cards and more for each of the SEC's members. Login information will be distributed to accredited media or you can apply for a password by sending an email to password@collegepressbox.com.

SEC WEEKLY TELECONFERENCE

Interim head coach Barry Lunney Jr. will participate each week in the SEC teleconference of football coaches. The teleconferences will be conducted each Wednesday from Aug. 28 to Nov. 20 from 10 a.m. CT to 12:10 p.m. CT. For more information and the teleconference number, contact the SEC Media Relations Office at (205) 458-3000.

10:00 a.m.	Ed Orgeron, LSU
10:10 a.m.	Kirby Smart, Georgia
10:20 a.m.	Dan Mullen, Florida
10:30 a.m.	Derek Mason, Vanderbilt
10:40 a.m.	Nick Saban, Alabama
10:50 a.m.	Jeremy Pruitt, Tennessee
11:00 a.m.	Barry Lunney Jr., Arkansas
11:10 a.m.	Barry Odom, Missouri
11:20 a.m.	Matt Luke, Ole Miss
11:30 a.m.	Jimbo Fisher, Texas A&M
11:40 a.m.	Mark Stoops, Kentucky
11:50 a.m.	Joe Moorehead, Mississippi State
12:00 p.m.	Will Muschamp, South Carolina
12:10 p.m.	Gus Malzahn, Auburn

ON THE AIR WITH BARRY LUNNEY JR.

"On the Air with Barry Lunney Jr.," Coach Lunney Jr.'s weekly radio show presented by Lindsey and Westrock Coffee Company airs on Wednesday nights starting at 7 p.m. For the 10th straight year, the one-hour radio show will be broadcast live from the Catfish Hole. The show will be carried throughout the state of Arkansas on the Razorback Sports Network and locally in Fayetteville on 105.3 FM, 99.5, 92.1 FM and 1290 AM.

RAZORBACK FOOTBALL WITH BARRY LUNNEY JR.

"Razorback Football with Barry Lunney Jr." is the official television coach's show of Razorback football. The one-hour show will air statewide and throughout the region on numerous television affiliates. A total of 12 shows will air throughout the season on the following stations: KATV (Sunday's at 10:30 p.m.), KFSM (Sunday at 10:30 p.m.) and KNXW (Sunday at 9:30 p.m.). The show will also be available regionally on Cox Sports Television on Wednesdays at 6 p.m. and Fox Sports Southwest on Tuesdays at 4 p.m.

RADIO AFFILIATES

Batesville.....	KWOZ-FM 103.3
Batesville.....	KBTA-AM 1340
Camden.....	KCXY-FM 95.3
Camden.....	KAMD-FM 97.1
Crossett.....	KAGH-AM 800
Crossett.....	KAGH-FM 104.9
De Queen.....	KDON-FM 92.1
DeWitt.....	KDEW-FM 97.3
El Dorado.....	KMRX-FM 96.1
Fayetteville.....	KAKS-FM 99.5
Fayetteville.....	KUOA-AM 1290
Fayetteville.....	KOSM-FM 92.1
Fayetteville.....	KUOA-FM 95.3
Fayetteville.....	KBVA-FM HD3 106.5
Forrest City.....	KBFC-FM 93.5
Fort Smith.....	KERX-FM 95.3
Glenwood.....	KHGZ-AM 670
Glenwood.....	KHGZ-FM 98.9
Hot Springs/Mena.....	KTTG-FM 96.3
Jonesboro.....	KEGI-FM 100.5
Little Rock.....	KABZ-FM 103.7
Magnolia.....	KZHE-FM 100.5
Marshall.....	KBCN-FM 104.3
Mena.....	KTTG-FM 96.3
Monett (Mo.).....	KKBL-FM 95.9
Monticello.....	KGPO-FM 99.9
Morrilton.....	KCON-FM 99.3
Mountain Home.....	KOMT-FM 107.5
Ozark.....	KDYN-FM 96.7
Ozark.....	KDYN-AM 1540
Ruston (La.).....	KWXM-FM 102.3
Searcy.....	KSMD-FM 99.1
Texarkana (Texas).....	KKTK-AM 1400
Wynne.....	KWYN-FM 92.5