



COLORADO STATE

FOOTBALL

15 CONFERENCE CHAMPIONSHIPS | 17 BOWL GAME APPEARANCES | 45 WEEKS IN THE POLLS SINCE 1994 | 29 ALL-AMERICANS
257 FIRST-TEAM ALL-CONFERENCE SELECTIONS | 3 COLLEGE FOOTBALL HALL OF FAME SELECTIONS | 1 JIM THORPE AWARD WINNER

Primary Contact: Kyle Neaves, Associate Athletic Director for Communications • Kyle.Neaves@colostate.edu • (228) 424-6921 • @KyleNeavesCSU
Secondary Contact: Mike Brohard, Assistant Director for Athletics Communications and Content Development • Mike.Brohard@colostate.edu • (970) 290-0650 • @MBrohard

GAME 3

at Arkansas

2 p.m. MT | Sept. 14, 2019 | Razorback Stadium (76,000)

ON TV: SEC ESPN NETWORK
Play-by-Play: Dave Neal
Analyst: DJ Shockley
Sideline: Dawn Davenport

RADIO: **Play-by-Play:** Brian Roth
Analyst: Mark Driscoll
Reporter: Marty Cesario

Colorado State Sports Network: KARS 102.9 FM
Internet Radio: SiriusXM Ch. 972 and TuneIn app

COLORADO STATE RAMS (1-1)

DATE	OPPONENT	TIME (MT)	TV/RESULT
AUGUST/SEPTEMBER			
30	vs. Colorado (Denver)	8 p.m.	L, 31-52
7	Western Illinois	2 p.m.	W, 38-13
14	at Arkansas	2 p.m.	SEC Network
21	Toledo	TBD	ESPN Networks
28	at Utah State*	5:30 p.m.	CBS Sports Network
OCTOBER			
5	San Diego State*	TBD	ESPN Networks
11	at New Mexico	6 p.m.	CBS Sports Network
26	at Fresno State*	TBD	ESPN Networks
NOVEMBER			
2	UNLV*	1:30 p.m.	AT&T SportsNet
16	Air Force*	TBD	ESPN Networks
22	at Wyoming*	7:30 p.m.	ESPN2
29	Boise State*	1:30 p.m.	CBS SN

ARKANSAS RAZORBACKS (1-1)

DATE	OPPONENT	TIME (CT)	TV/RESULT
AUGUST/SEPTEMBER			
31	Portland State	3 p.m.	W, 20-13
7	at Ole Miss*	6:30 p.m.	L, 17-31
14	Colorado State	3:00 p.m.	SEC Network
21	San Jose State	TBD	TBD
28	vs. Texas A&M*	TBD	TBD
OCTOBER			
12	at Kentucky*	TBD	TBD
19	Auburn*	TBD	TBD
26	at Alabama*	TBD	TBD
NOVEMBER			
2	Mississippi State*	TBD	TBD
9	Western Kentucky	TBD	TBD
23	at LSU*	TBD	TBD
29	Missouri*	1:30 p.m.	CBS



COLORADO STATE VS. ARKANSAS	1-3
Mike Bobo vs. Arkansas	1-0
Chad Morris vs. CSU	0-1
in Fayetteville-	0-0

NOTING THE RAMS

- Colorado State University is celebrating its 150th anniversary, it's sesquicentennial celebration, this year. As part of that celebration, the team will wear a white helmet which features the current Rams-head logo on the side, a 150th celebration sticker on the back and an EDGE sticker on the front during the 2019 Homecoming game vs. San Diego State.
- The Rams enter year five under head coach Mike Bobo, a former quarterback and offensive coordinator at Georgia. Bobo became the 22nd head coach in program history when he was hired on Dec. 23, 2014.
- Bobo became the first CSU coach to win seven regular season games in his first season as the program's head coach as well as the first to lead CSU to a bowl game in each of his first three seasons.
- The Rams continued a trend of playing talent, regardless of class, under Mike Bobo in the season opener vs. Colorado. Five true freshmen appeared in the game including two as starters, WR Dante Wright and OL Nouredin Nouili. The pair became the 15th and 16th true freshmen to start in a game under Bobo's leadership (since 2015). **More on Page 11**
- Quarterback Collin Hill returned to action and started his first season opener in his career after battling through a pair of ACL tears that hampered him in the 2016 season and before spring 218. Hill returned from injury and started the Rams' final four games in 2018, averaging 275 yds/gm. In those four starts, Hill went 94-154 (61.0%) for 1,099 yards & 5 TDs, with 6 INTs. **More on Page 4**
- The Rams return two starters on the offensive line, Jeff Taylor and Barry Wesley, accounting for 25 starts in their career heading into the 2019 campaign. Wesley, who came to the program as a walk-on, started all 12 games as a redshirt freshman and played all five positions. **Offensive Line Starts by Position on Page 18**
- True freshman Nouredin Nouili became CSU's first true freshman to start on the offensive line in a season opener in at least the last 30 years. **More on Page 12**
- CSU's offensive line allowed 6.00 tackles for loss last season, a mark which ranked No. 63 nationally. Through two games, the line has been stout and ranks No. 21 nationally in TFLs allowed at 3.50 per game.

NOTING THE GAME

- Colorado State heads to Fayetteville this week to take on the Arkansas Razorbacks. In one of the highlights of the 2018 campaign, CSU rallied from 18 points down (27-9) midway through the 3rd quarter to tie the game with 5:19 remaining in the 4th quarter. A one-yard Izzy Matthews run with eight seconds left in the game put the Rams ahead 34-27, securing the victory over the Razorbacks, the first over an SEC team in Fort Collins and second-ever in program history.
- Traveling to Arkansas is an unusual trip for the Rams who have not played in the Natural State since their last trip to play the No. 23-ranked Razorbacks in Little Rock on Sept. 29, 1990. The Rams have played in Arkansas just three times in program history.
- During Mike Bobo's run as a full-time position coach at Georgia, the Bulldogs were 6-1 vs. Arkansas including a 2-0 mark in Fayetteville.
- The Rams are 3-13 all-time against the current membership of the SEC.

WHERE TO FIND IT

GENERAL

Media Information	2
Weekly Schedule	2
Mike Bobo	8
Bobo Record Book	9
This Week in CSU	10
Rule Changes	12
MW Standings	13
CSU Rosters	15-16
What Returns	16

ON THE GAME

Game Center	3
Depth Chart	7
Assistant Coaches	7
Record Breakdown	11

NOTEBOOK

Offensive Notes	4
Defensive Notes	5
Special Teams Notes	6
Schedule Notes	6
2019 Notebook	11-14
Start Chart	13
Games Played Chart	14
Game Notables	19
The Last Time	21-22
Game Recaps	24-25

STATISTICS

Opening Drives	17
Position/Game Starts	18
Explosive Plays	19
Turnovers/Big Plays	20
Drive Summaries	23
Stat Packet	26

NUMBERS TO WATCH

2-2

Dante Wright, who also wears 22, is one of only two players in the nation with consecutive games with a rushing and receiving touchdown (WISC's J. Taylor).

351

Quarterback Collin Hill, who has thrown for 300+ yards in five of his nine career starts, threw for 351 yards in the first half against Western Illinois.

500

The Rams eclipsed 500 yards of offense for the 20th time under Mike Bobo against WIU. The mark is good for 10th-most nationally and the most by a MW team.



Media INFORMATION

WORKING CREDENTIALS: To request credentials, contact the Communications office. All requests should be made as early as possible and should be limited to working press only. Working space in the Canvas Stadium press box is limited and a photo work room is available on the ground level for credentialed photographers.

MEDIA WILL-CALL: If not received by mail, credentials may be picked up at the Staff/Media Entrance inside Canvas Stadium. Please be mindful that parking passes cannot be picked up at will-call and must be received prior to gameday.

PHOTOGRAPHERS: Credentials for photographers will be issued on the basis of circulation, with priority granted to agencies covering the participating schools on a regular basis. Per NCAA rules, images or likeness of current student-athletes may not be sold, distributed or used for commercial purposes.

SIDELINE ACCESS: Excluding select portions of the game, media sideline access is reserved for photographers/videographers. Credentialed photographers/videographers who arrive on the sideline without proper equipment will be removed from the sideline. Credentials must be worn at all times on the sideline. When on the sideline, media must remain outside the bench area. This includes during pre-game activities.

RECRUITS: Per NCAA rule, media are not permitted to have contact with a prospect or family members of a prospect during their visit (official or unofficial) to campus, including prospects in attendance at practice or games. Contact includes in-person conversations, phone calls, text messages, e-mails, etc. Media are also asked to make every effort to keep distance from prospects on campus, including at practice, during pre-game activities on the sidelines and in the stands.

GAMEDAY SERVICES: Members of the media covering CSU will be provided with pregame notes for both teams, a game program and a flipcard. Approximately 30 minutes following the completion of the game, a final statistical book, including complete team and individual stats, running play-by-play and postgame quotes from players and coaches, will be available.

POSTGAME INTERVIEWS: For home games, head coach Mike Bobo and select student-athletes will hold a postgame news conference with the media in the press conference room on the field level of Canvas Stadium. Media members covering the press conference can take the press box elevator down to the Field Level (FL) and proceed to the room straight ahead.

PRACTICES: CSU football practices are open to media Tuesday and Wednesday for periods 1 through 4. Video is permitted for individual drills only during the open periods, although media may be alerted of other portions that are not available for video. Requests for players and assistants should be made by 11 a.m. on the day of practice.

COLORADO STATE ATHLETIC COMMUNICATIONS

Kyle Neaves Associate A.D./Communications
Kyle.Neaves@colostate.edu Cell: (228) 424-6921
Primary Football Contact

Mike Brohard Assistant Communications Dir.
Mike.Brohard@colostate.edu Cell: (970) 290-0650
Secondary Football Contact

John Martin Assistant Communications Dir.
John.A.Martin@colostate.edu

Jeff Schmidt Communications Coordinator
Jeff.Schmidt@colostate.edu

Austin Hannon Communications Coordinator
Austin.Hannon@colostate.edu

John Hirn Historian
football@coloradoaggies.com

Mailing Address:
CSU Athletic Communications
Campus Delivery 0120
Fort Collins, CO 80523

WEEKLY PRESS CONFERENCE

Coach Mike Bobo will hold his weekly press conference each Monday during a game week at Noon in the press conference room on the field level of Canvas Stadium.

Weekly Press Conference Dates:

September 2	October 21
September 9	October 28
September 16	November 11
September 23	November 18
September 30	November 25
October 7	

COLLEGE PRESS BOX.COM

Now in its 15th season, collegepressbox.com is the official media website of Division I football. Access is provided to approved members of the media as well as a variety of working professionals in the college football industry, including coaches, scouts, analysts and more. In order to be provided with the full range of content, you must register and be approved for access, a process that takes just a few minutes.

WEEK 3 SCHEDULE

1 SUNDAY

No availability

2 MONDAY

Press Conference
Noon

Canvas Stadium
Media Room

Mike Bobo available

3 TUESDAY

Practice
3:50-5:50 p.m.

Mike Bobo and
Offensive Players
available

4 WEDNESDAY

Practice
3:50-5:30 p.m.

Mike Bobo and
Defensive Players
available

5 THURSDAY

No Availability

6 FRIDAY

No Availability

7 SATURDAY


Game #3
at Arkansas
2 p.m. MT
SEC Network

Post Game
Coach Bobo and
select players
available.



LAST MEETING

Sept. 8, 2018 • Canvas Stadium • Fort Collins • 31,849



Arkansas	27
Colorado State	34

Quarter Breakdown

	1	2	3	4	Total
Arkansas	7	6	14	0	27
Colorado State	3	6	8	17	34

Scoring Summary

First Quarter

- 12:26 CSU W. Bryan, 55-yard field goal
- 2:02 ARK D. Whaley 3-yard run (C. Limpert kick)

Second Quarter

- 9:37 ARK C. Limpert 28-yard field goal
- 6:28 ARK C. Limpert 31-yard field goal
- 3:00 CSU W. Bryan 46-yard field goal
- 0:32 CSU W. Bryan 44-yard field goal

Third Quarter

- 8:35 ARK L. Pettway 25-yard pass from C. Kelley (C. Limpert kick)
- 7:28 ARK TJ Hammons 64-yard pass from C. Kelley (C. Limpert kick)
- 2:46 CSU P. Williams 4-yard pass from KJ Carta-Samuels (C. Butler pass)

Fourth Quarter

- 11:07 CSU P. Williams 10-yard pass from KJ Carta-Samuels (W. Bryan kick)
- 5:19 CSU W. Bryan 22-yard field goal
- 0:08 CSU I. Matthews 1-yard run (W. Bryan kick)

	ARK	CSU
FIRST DOWNS	24	21
RUSHES-YARDS (NET)	53-299	23-40
PASSING YDS (NET)	144	389
Passes Att-Comp-Int	11-22-2	32-50-1
TOTAL OFFENSE PLAYS-YARDS	75-443	73-429
Fumble Returns-Yards	0-0	0-0
Punt Returns-Yards	1-45	4-0
Kickoff Returns-Yards	2-23	4-69
Interception Returns-Yards	1-0	2-4
Punts (Number-Avg)	5-38.2	5-56.8
Fumbles-Lost	0-0	3-1
Penalties-Yards	6-60	6-54
Possession Time	32:27	27:33
Third-Down Conversions	5 of 15	6 of 15
Fourth-Down Conversions	0 of 0	0 of 0
Red-Zone Scores-Chances	3-3	4-4

Arkansas

Rushing	No	Yds	TD	Lg	Avg
Whaley, Devwah	26	165	1	18	6.3
Boyd, Rakeem	7	67	0	36	9.6
Hayden, Chase	11	55	0	18	5.0
Storey, Ty	2	11	0	17	5.5
Team	1	-1	0	-1	-1.0
Kelley, Cole	3	-6	0	3	-2.0

Passing	Cmp	Att	Int	Yds	TD	Lg
Kelley, Cole	6	9	0	108	2	89
Storey, Ty	5	13	2	36	0	19

Receiving	No	Yds	TD	Lg
Hammons, TJ	1	64	1	64
Pettway, LaMichael	2	27	1	25
Patton, Jeremy	2	26	0	19
Dalton, Nate	1	11	0	11
Cantrell, Austin	1	10	0	10
Kelley, Cole	0	9	0	0
Jones, Jordan	1	2	0	2
Nance, Jonathan	1	-2	0	-2
Warren, De'Vion	2	-3	0	0

Tackles	UA-A	Total	Sacks
Harris, De'Jon	0-11	11	0.0
Ramirez, Santos	4-6	10	0.0
McClure, D'Vone	5-4	9	0.0
Johnson, Mustafa	2-3	5	0.5

Colorado State

Rushing	No	Yds	TD	Lg	Avg
Matthews, Izzy	9	27	1	14	3.0
Kinsey Jr., Marvin	5	10	0	4	2.0
Carta-Samuels, KJ	5	3	0	8	0.6
Boddie, Rashaad	3	3	0	2	1.0
McElroy, Marcus	1	-3	0	-3	-3.0

Passing	Cmp	Att	Int	Yds	TD	Lg
Carta-Samuels, K.J.	32	47	1	389	2	54
Hill, Collin	0	3	0	0	0	0

Receiving	No	Yds	TD	Lg
Williams, Preston	12	154	2	31
Butler, Cameron	4	107	0	54
Johnson, Olabisi	5	47	0	18
Kinsey, Jr., Marvin	4	34	0	20
Fulton, Brenden	2	30	0	20
Hammer, Griffin	1	9	0	9
Matthews, Izzy	1	4	0	4
Prentice, Adam	1	4	0	4
Wise, Darius	2	0	0	2

Tackles	UA-A	Total	Sacks
Watson, Josh	4-9	13	0.0
Scott, Braylin	5-5	10	0.0
Thomas, Tre	3-6	9	0.0
HICKS, Jamal	1-5	6	0.0

QUICK FACTS

	CSU	ARK
Location	Fort Collins, Colo.	Fayetteville, Ark.
Founded	1870	1871
Enrollment	33,769	27,558
Nickname	Rams	Razorbacks
Colors	Green and Gold	Cardinal and White
Home Stadium	Canvas Stadium	Reynolds Stadium
Stadium Capacity	41,000	76,000
Conference Affiliation	Mountain West	Southeastern
2019 Record	1-1	1-1
2019 Conference Record	0-0	0-1
2018 Conference Finish	5th, Mountain	7th, West

TEAM COMPARISON

2019 STATS

	CSU	ARK
Scoring Offense	34.5	18.5
Scoring Defense	32.5	22.0
Rushing Yards	160.0	132.5
Rushing Defense	153.5	156.0
Passing Yards	385.0	245.5
Passing Defense	191.5	200.5
Total Offense	545.0	378.0
Total Defense	345.0	356.5
Interceptions Lost/Gained	2/0	1-3
Fumbles Lost/Gained	4/1	1-2
Penalties/Yards	7/80.5	7.0/62.5
Time of Possession	31:42	30:35
Third Down Off./Def.	50.0%/28%	33%/36%
Fourth Down Off./Def.	50%/50%	50%/60%
Sacks For/Allowed	7/3	7/4
Touchdowns For/Allowed	9/8	4/5
Field Goal Attempts	2-5	3-4
Red Zone Touchdowns Off./Def.	67.6%/80%	33%/67%

NCAA RANKING COMPARISON

2019 RANKINGS

	CSU	ARK
Scoring Offense	T-52	107
Scoring Defense	107	55
Rushing Offense	68	92
Rushing Defense	79	84
Passing Offense	7	57
Passing Defense	51	58
Total Offense	13	86
Total Defense	56	65
First Downs Offense	26	58
First Downs Defense	49	64
Penalty Yards	T-82	88
Turnover Margin	T-126	12
Sacks For	17	17
Sacks Against	46	64
Third Down Offense	29	100
Third Down Defense	30	66
Red Zone Offense	68	107
Red Zone Defense	79	90

SERIES BREAKDOWN

SERIES

Arkansas leads 3-1

SCORE	W/L	DATE	HOST
9-43	L	10-26-74	ARK
3-36	L	9-15-79	ARK
20-31	L	9-29-90	ARK
34-27	W	9-8-18	CSU

OFFENSIVE NOTES

QB



#15 Collin Hill
6-4, 227, r-Jr, Moore, S.C.

- Threw for a career-best 374 yards vs. Colorado
- Completed career-best 77-yard TD pass vs. Western Illinois
- Has thrown for more than 300 yards in five of nine career starts
- Matched career-best four TD passes vs. Western Illinois

#2 Justice McCoy **OR**
6-1, 207, r-So., New Orleans, La.

#12 Patrick O'Brien
6-4, 240, r-Jr., San Juan Capistrano, Calif.

RB



#32 Marcus McElroy
5-11, 228, Jr., Denver, Colo.

- Made first 2019 appearance in a start vs. Western Illinois
- Logged a career-best 14 carries and 61 yards vs. Colorado in 2018
- Longest rush is 27 yards vs. Utah State in 2018
- Notched four receptions in 2018 with a long of 20

#5 Marvin Kinsey, Jr.
6-0, 211, Sr., Atlanta, Ga

- Has played in 35 games, all in a reserve role
- Rushed for 127 yards against New Mexico as a freshman (2016)
- Hit the Lobos for a 75-yard scoring run as three backs surpassed 100 yards

TE



#16 Cam Butler
6-1, 247, Jr., Columbia, S.C.

- One of two CSU tight ends on the preseason Mackey Award Watch list (T. McBride)
- Has appeared in all 27 possible games during his CSU career along with 18 starts
- Had two catches for 17 yards, including a 13-yard TD vs. CUr
- Caught a touchdown in his first career game as a true freshman vs. Oregon State

#85 Trey McBride
6-4, 258, So., Fort Morgan, Colo.

- Played in all 12 games as a true freshman, starting five
- His lone TD came on a 48-yard play vs. Florida
- Finished the Florida game with a career-best three catches for 60 yards

WR



#9 Warren Jackson
6-6, 218, Jr., Mission Hills, Calif.

- Has played in 25 career games, starting five
- He has a trio of two-TD performances, the latest vs. Boise State in 2018
- Hit a career high with 105 receiving yards against the Broncos
- All seven of his career TD receptions have been on the road or neutral site

#1 Jadon Walker
6-0, 190, r-So., Lithia Springs, Ga.

- Converted from safety to wide receiver during the 2018 season
- Saw action in 11 games in 2018 as a safety and on special teams
- Named the 2016 Region 5-4A Player of the Year as a high school senior

WR



#22 Dante Wright
5-8, 168, Fr., Navarre, Fla.

- First career catch was a 39-yard TD pass vs. CU
- Caught a 75-yard scoring pass on the first offensive play of game vs. Western Illinois
- Scored a rushing and receiving TD in each of his first two collegiate games
- Leads all freshmen in all-purpose yards per game (nationally)

#23 Brenden Fulton
5-9, 190, r-Sr., Greeley, Colo.

- Made appearances in 19 career games
- Joined the team as a walk-on, put on scholarship prior to 2018 season
- Posted a career-best two receptions and 30 yards vs. Arkansas in 2018

WR



#3 E.J. Scott
6-1, 194, r-So., Powder Springs, Ga.

- Has started the first two games of the 2019 season
- Career-best four catches for 63 yards vs. WIU
- Scored his first career TD vs. WIU
- Career-long reception of 40 yards came vs. WIU

#80 Nikko Hall
6-0, 181, So., Calabasas, Calif.

- Played in eight games as a true freshman in 2018
- Notched a career-best three catches for 33 yards vs. Illinois State
- Opened the 2019 season with two catches vs. CU

LT



#72 T.J. Storment
6-7, 325, r-Jr., Statesville, N.C.

- Started first two games at LT
- Transferred to Colorado State from Fullerton College
- Earned first-team all-conference recognition at Fullerton College
- CSU is his third school; went to Old Dominion out of high school (2016-17)

#76 John Blasco, Jr.
6-6, 324, r-So., Tacoma, Wash.

- Made his first career appearance vs. WIU
- Redshirted in 2017
- Ranked as Washington's sixth-best tackle coming out of high school

LG



#73 Nouredin Nouili
6-3, 295, Fr., Frankfurt, Germany.

- Became first true freshman lineman to start a game since Blaine Saipaia in 1996
- Came to the United States as an exchange student from Germany
- Played at Norris High School in Nebraska
- Helped Norris reach the Class B state championship game

#70 Joctavis Phillips
6-4, 329, r-So., West Monroe, La.

- Made his first career start at guard vs. WIU
- Made a reserve appearance in the opener vs. CU
- Appeared in 11 games in 2018, mostly on special teams

C



#64 Scott Brooks
6-2, 303, Jr., Moorpark, Calif.

- Made his first career start vs. CU
- Played in the final eight games of 2018 as a reserve
- Earned the starting job coming out of spring camp
- Earned Academic All-Mountain West honors

#60 Florian McCann
6-3, 303, r-Fr., Denver, Colo.

- Redshirted in 2018
- Earned all-state honors at Mullen in 2017
- One of four Mullen players on roster

RG



#71 Jeff Taylor
6-0, 307, Sr., Jonesboro, Ga.

- The Rams' most experienced lineman with 35 games played and 15 starts
- Started at guard vs. CU, but also played some at center
- Started 11 of 12 games for CSU in 2018
- Started three games as a sophomore in 2017

#56 Ches Jackson
6-4, 294, r-Fr., Tifton, Ga.

- Played in one game in 2018, allowing him to still claim a redshirt season
- Was ranked 14th best player in Georgia out of high school
- Played in International Bowl IX Team vs. Canada

RT



#69 Barry Wesley
6-6, 305, r-So., Morrison, Colo.

- Has made 14 consecutive starts for CSU
- Came to CSU as a walk-on; was put on scholarship prior to 2018 season
- Played all five positions along the line for the Rams in 2017
- Started all 12 games in 2018, the first seven at left tackle

#77 Keith Williams
6-7, 310, r-Jr., Baltimore, Md.

- Appeared in two games in 2018 as a backup lineman
- Transferred from Independence Community College (2016-17)
- Three-time all-division selection as a prep

Year	GP/GS	Cmp.	Att.	Pct.	Yds.	TD/INT
2019	2/2	56	79	70.8	741	7/2
Career	17/9	250	410	61.0	3,224	22/11
Car. Highs:	34	54	85.7	374	4/2	

Year	GP/GS	Rush	Yds.	Avg.	TD	Long
2019	1/1	7	31	4.4	0	18
Career	19/1	61	259	4.2	0	27
Car. Highs:	14	45	7.5	0	27	

Year	GP/GS	Rush	Yds.	Avg.	TD	Long
2019	2/0	25	130	5.2	0	24
Car. Highs:	18	127	12.7	2	75	

Year	GP/GS	Rec	Yds.	Avg.	TD	Long
2019	2/1	7	75	10.7	0	22
Career	27/18	43	500	11.6	4	54
Car. Highs:	5	107	26.8	1	54	

Year	GP/GS	Rec	Yds.	Avg.	TD	Long
2019	1/0	1	16	16.0	0	16
Car. Highs:	4	60	20.0	1	48	

Year	GP/GS	Rec	Yds.	Avg.	TD	Long
2019	2/2	15	142	9.5	1	29
Career	25/5	62	812	13.1	7	40
Car. Highs:	9	105	17.3	2	40	

Year	GP/GS	Rec	Yds.	Avg.	TD	Long
2019	1/0	1	16	16.0	0	16
Car. Highs:	1	16	16.0	0	16	

Year	GP/GS	Rec	Yds.	Avg.	TD	Long
2019	2/1	2	17	8.5	1	13
Career	2/2	11	183	16.6	2	75
Car. Highs:	7	111	18.0	1	75	

Year	GP/GS	Rec	Yds.	Avg.	TD	Long
2019	1/0	0	0	0.0	0	0
Car. Highs:	2	30	15.0	0	20	

Year	GP/GS	Rec	Yds.	Avg.	TD	Long
2019	2/2	5	74	14.8	1	40
Career	13/3	8	61	7.6	0	15
Car. Highs:	4	63	15.6	1	40	

Year	GP/GS	Rec	Yds.	Avg.	TD	Long
2019	1/0	2	18	9.0	0	9
Car. Highs:	3	33	11.0	1	17	

Year	GP/GS
2019	2/2
Career	2/2

Year	GP/GS
2019	1/0
Career:	1/0

Year	GP/GS
2019	1/1
Career	1/1

Year	GP/GS
2019	2/1
Career:	14/1

Year	GP/GS
2019	2/2
2018	8/0
Career	10/2

Year	GP/GS
2019	0/0
Career:	0/0

Year	GP/GS
2019	2/2
2018	12/11
Career	35/15

Year	GP/GS
2019	1/0
Career:	2/0

Year	GP/GS
2019	2/2
2018	12/12
Career	14/14

Year	GP/GS
2019	20
Career:	2/0



Defensive NOTES

DE



#33 Manny Jones
6-3, 269, Jr., Cartersville, Ga.

- Has played in 23 games, making 10 starts
- Had a career-best seven tackles vs. Boise State in 2017
- Posted two sacks vs. Utah State in 2017
- Grabbed first career interception in win over Arkansas in 2018

#99 Damion Dickens
6-1, 264, Sr., Lexington, Miss.

- Played in all 13 games with one start since transferring from Copiah-Lincoln CC
- Had a season-high five tackles in his lone start at Air Force on Thanksgiving last season
- No. 79 JUCO prospect in the 2018 signing classes

DT



#98 Ellison Hubbard
6-0, 286, Jr., Loganville, Ga.

- Has played in all 27 career games
- Started all 12 games in 2018
- Had a career-best seven tackles vs. Colorado in 2018
- Career-best 2.0 sacks and 2.5 TFL vs. WIU

#92 Livingston Paogofie
6-1, 269, Jr., Arlington, Texas

- Rejoined the starting lineup vs. WIU
- Posted a career-high three tackles three times (last vs. WIU)
- His lone sack came vs. Nevada in 2017

DT



#97 Toby McBride
6-2, 277, r-Jr., Fort Morgan, Colo.
OR

- Had a career-best 2.0 sacks in win over WIU
- Played in all 13 games as a true freshman in 2016, starting one
- Led team in 2016 with four sacks
- His career-best six tackles came against Colorado in 2019

#94 Devin Phillips
6-1, 311, So., Monroe, La.

- Started all 10 games he played in as a true freshman
- Had a career-best six tackles vs. New Mexico
- His career sacks came on back-to-back plays vs. New Mexico

DE



#1 Jalen Bates
6-4, 254, r-Sr., Kaplan, La.

- Started first game in a CSU uniform, vs. CU
- Graduate transfer from Arizona State
- Played in all 13 games with 10 starts in 2018 for Sun Devils
- Had six tackles for loss and once sack in 2018

#91 Jan-Phillip Bombek
6-2, 253, Sr., Hamburg, Germany

- One of two German-born players on the team
- Career-best 1.5 sacks vs. WIU
- Had a strip sack and recovered the fumble vs. WIU

LB



#24 Tron Folsom
6-1, 211, Sr., Alma, Ga. .

- Graduate transfer from Troy, started the season opener
- Was second-team All-Sun Belt in 2018 with 80 tackles
- Notched 184 career tackles at Troy
- Posted two sacks in final year at Troy

#43 Troy Golden
6-1, 214, r-Fr., Orlando, Fla.

- Played in three games last year as a true freshman, allowing him to redshirt
- Recorded one tackle on special teams
- Collected 178 tackles in his high school career

LB



#12 Cam'Ron Carter
6-0, 221, So., Tucker, Ga.

- Made his second career start in the opener vs. CU
- Played in 11 games as a true freshman in 2018
- Matched a career-best seven tackles vs. WIU
- Had five solo tackles vs. WIU

#13 Trey Sutton
5-11, 237, r-Jr., Miami, Fla.

- Saw action in all 12 games last season and earned three starts
- Had a career-high 7 tackles on Thanksgiving at Air Force
- Father, James Sutton II, played football at Miami

LB



#44 Max McDonald
6-0, 239, r-Jr., Fort Collins, Colo.

- Returned to the starting lineup vs. CU
- Played in four games last year as a junior, allowing him to claim it as a redshirt season
- Has played in 24 career games, starting eight
- Posted a career-best nine tackles vs. Marshall in 2017

#5 Dequan Jackson
6-1, 228, So., Jacksonville, Fla.

- Played in 10 games as a true freshman in 2018
- Earned Academic All-Mountain West recognition
- Had career-best four tackles vs. WIU

CB



#4 Rashad Ajayi
5-11, 183, So., Fairburn, Ga.

- In 2018, became first true freshman to start every game at CSU since Rashad Higgins in 2013
- Turned his first interception into a 55-yard pick-six vs. San Jose State, 2018
- Recorded a season-high five tackles vs. Wyoming, 2018
- Named an accountability team leader

#26 Marshaun Cameron
5-8, 181, Sr., Los Angeles, Calif.

- Transfer from Northern Colorado State University
- Sat out 2018 season with an injury
- Led the Bears with 11 passes defended in 2017

S



#7 Jamal Hicks
6-0, 203, Sr., Gardena, Calif.

- Led team with 13 tackles, 11 solo, in opener vs. CU
- Ranked third on the team in 2018 with 93 tackles
- Had a career-best 15 stops vs. Air Force in 2018
- Intercepted two passes vs. Abilene Christian in 2017

#8 Quinn Brinnon
5-11, 205, So., Pleasanton, Calif.

- Appeared in all 12 games as a true freshman in 2018
- Posted a career-best 10 tackles vs. Air Force
- First collegiate start came vs. Air Force

S



#37 Logan Stewart
6-0, 214, r-Jr., Loveland, Colo.

- Made first career start at CSU in opener vs. CU
- Joined the team as a walk-on from Iowa Central Community College
- Had 66 tackles for ICC in 2018
- Put on scholarship this summer after a strong spring camp

#10 Tywan Francis
5-10, 194, So., New Orleans, La.

- Played in 11 games as a true freshman in 2018
- Had his first career start vs. Utah State
- Recorded a career-best six tackles vs. the Aggies

CB



#14 Anthony Hawkins
5-10, 201, Sr., Arlington, Texas

- Has played in 40 career games, starting 18
- Four of his starts came at wideout as a true freshman
- Posted a career-best seven stops vs. Colorado in 2017
- Intercepted three passes in 2017

#11 Andre Neal
6-0, 196, Sr., Baltimore, Md.

- Made his first start for CSU vs. WIU
- Transferred from College of San Mateo
- Earned All-America honors in 2018

Year	GP/GS	UT	AT	TT	Sack	TFL
2019	2/2	3	4	7	0.0	0.5
Career	24/11	35	41	76	4.0	14.0
Car. Highs:	4	5	7	2.0	2.0	2.0

Year	GP/GS	UT	AT	TT	Sack	TFL
2019	2/0	0	0	0	0.0	0
Career	2/0	0	0	0	0.0	0
Car. Highs:	4	4	5	0.0	1.0	1.0

Year	GP/GS	UT	AT	TT	Sack	TFL
2019	2/1	5	4	9	2.5	2.5
Career	27/13	27	39	66	7.0	10.5
Car. Highs:	4	4	7	2.5	2.5	2.5

Year	GP/GS	UT	AT	TT	Sack	TFL
2019	2/1	1	2	3	0.0	0
Career	2/1	1	2	3	0.0	0
Car. Highs:	3	3	3	1.0	1.0	1.0

Year	GP/GS	UT	AT	TT	Sack	TFL
2019	2/0	5	5	10	2.0	3.0
Career	19/1	24	23	47	7.0	13.5
Car. Highs:	4	3	6	2.0	3.0	3.0

Year	GP/GS	UT	AT	TT	Sack	TFL
2019	2/2	1	1	2	0	0
Career	2/2	1	1	2	0	0
Car. Highs:	1	5	6	1.5	1.5	1.5

Year	GP/GS	UT	AT	TT	Sack	TFL
2019	2/2	2	3	5	0	0.5
Career	19/11	19	17	36	1.0	6.5
Car. Highs:	5	3	5	0.5	1.0	1.0

Year	GP/GS	UT	AT	TT	Sack	TFL
2019	2/0	2	4	6	1.5	2.5
Career	2/0	4	4	6	3.0	1.5
Car. Highs:	4	4	6	3.0	1.5	1.5

Year	GP/GS	UT	AT	TT	Sack	TFL
2019	2/2	4	0	4	0	0
Career	40/26	110	79	189	3.0	17.5
Car. Highs:	11	8	16	1.0	2.0	2.0

Year	GP/GS	UT	AT	TT	Sack	TFL
2019	2/0	1	1	2	0.0	0.0
Career	2/0	1	1	2	0.0	0.0
Car. Highs:	1	1	2	0.0	0.0	0.0

Year	GP/GS	UT	AT	TT	Sack	TFL
2019	2/2	7	5	12	0.0	1.0
Career	13/3	17	24	41	0.0	4.0
Car. Highs:	5	8	8	0.0	2.0	2.0

Year	GP/GS	UT	AT	TT	Sack	TFL
2019	0/0	0	0	0	0.0	0
Career	0/0	0	0	0	0.0	0
Car. Highs:	3	4	7	1.0	1.0	1.0

Year	GP/GS	UT	AT	TT	Sack	TFL
2019	2/1	1	0	1	0.0	0
Career	25/8	34	35	69	2.0	6.5
Car. Highs:	6	6	9	1.0	2.0	2.0

Year	GP/GS	UT	AT	TT	Sack	TFL
2019	2/1	7	0	7	0	0.0
Career	2/1	7	0	7	0	0.0
Car. Highs:	4	3	4	0.5	0.0	0.0

Year	GP/GS	UT	AT	TT	TFL	INT/PD
2019	2/2	2	0	2	0	0/0
Career	14/14	23	12	35	2.0	1/6
Car. Highs:	4	3	5	1.0	1.3	1.3

Year	GP/GS	UT	AT	TT	TFL	INT/PD
2019	1/0	0	3	3	0	0/0
Career	1/0	0	3	3	0	0/0
Car. Highs:	5	6	10	0.5	1/3	1/3

Year	GP/GS	UT	AT	TT	TFL	INT/PD
2019	2/2	11	5	16	0	0/0
Career	30/18	98	70	168	4.0	3/5
Car. Highs:	7	9	15	1.0	2/2	2/2








Year	GP/GS	UT	AT	TT	TFL	INT/PD
2019	2/0	2	3	5	0	0/0
Career	2/0	6	4	10	1.0	0/0
Car. Highs:	6	4	10	1.0	0/0	0/0

Year	GP/GS	UT	AT	TT	TFL	INT/PD
2019	2/2	5	2	7	0	0/0
Career	2/2	5	2	7	0	0/0
Car. Highs:	4	2	4	0	0/0	0/0

Year	GP/GS	UT	AT	TT	TFL	INT/PBU
2019	2/0	5	2	7	0.0	0/0
Career	2/0	3	4	4	0.0	0/1
Car. Highs:	3	4	4	0.0	0/1	0/1

Year	GP/GS	UT	AT	TT	TFL	INT/PD
2019	2/1	2	1	3	0	0/2
Career	40/18	40	11	51	2.0	3/8
Car. Highs:</						

Special Teams NOTES

K		#83 Braxton Davis 5-11, 180, r-Sr., Fort Collins, Colo.	<ul style="list-style-type: none"> Has appeared in 43 career games Saw action in four games in 2018, allowing him to redshirt Made his first career FG against WIU (41 yards) His 240 kickoff attempts have resulted in 121 touchbacks 	<table border="1" style="width: 100%; border-collapse: collapse;"> <thead> <tr> <th>Year</th> <th>GP/GS</th> <th>FG</th> <th>FGA</th> <th>Lg.</th> <th>PAT</th> <th>Pts.</th> </tr> </thead> <tbody> <tr> <td>2019</td> <td>2/-</td> <td>1</td> <td>2</td> <td>41</td> <td>1-1</td> <td>4</td> </tr> <tr> <td>Career</td> <td>43/-</td> <td>1</td> <td>4</td> <td>41</td> <td>4-4</td> <td>7</td> </tr> <tr> <td>Car. Highs:</td> <td>1</td> <td>2</td> <td>--</td> <td>3-3</td> <td>4</td> <td>4</td> </tr> </tbody> </table>	Year	GP/GS	FG	FGA	Lg.	PAT	Pts.	2019	2/-	1	2	41	1-1	4	Career	43/-	1	4	41	4-4	7	Car. Highs:	1	2	--	3-3	4	4
	Year	GP/GS	FG	FGA	Lg.	PAT	Pts.																									
	2019	2/-	1	2	41	1-1	4																									
Career	43/-	1	4	41	4-4	7																										
Car. Highs:	1	2	--	3-3	4	4																										
	#90 Max Poduska 6-0, 185, r-Fr., Fort Collins, Colo.	<ul style="list-style-type: none"> Made good on his only FG attempt (42) and all three PAT attempts Transferred to CSU from Kanas State, where he redshirted in 2018 A local product, he graduated from Rocky Mountain High School Was 8-of-13 on field goals as a prep 	<table border="1" style="width: 100%; border-collapse: collapse;"> <thead> <tr> <th>Year</th> <th>GP/GS</th> <th>FG</th> <th>FGA</th> <th>Lg.</th> <th>PAT</th> <th>Pts.</th> </tr> </thead> <tbody> <tr> <td>2019</td> <td>2/-</td> <td>1</td> <td>3</td> <td>42</td> <td>8-8</td> <td>11</td> </tr> <tr> <td>Career</td> <td>2/-</td> <td>1</td> <td>3</td> <td>42</td> <td>8-8</td> <td>6</td> </tr> <tr> <td>Car. Highs:</td> <td>1</td> <td>1</td> <td>42</td> <td>4-4</td> <td>6</td> <td>6</td> </tr> </tbody> </table>	Year	GP/GS	FG	FGA	Lg.	PAT	Pts.	2019	2/-	1	3	42	8-8	11	Career	2/-	1	3	42	8-8	6	Car. Highs:	1	1	42	4-4	6	6	
Year	GP/GS	FG	FGA	Lg.	PAT	Pts.																										
2019	2/-	1	3	42	8-8	11																										
Career	2/-	1	3	42	8-8	6																										
Car. Highs:	1	1	42	4-4	6	6																										
		#95 Cayden Camper 6-5, 205, Fr., Pueblo, Colo.	<ul style="list-style-type: none"> A walk-on to the team with a big leg who hit from 59 yards away in a fall camp scrimmage An in-state player, prepped at Pueblo County HS 	<table border="1" style="width: 100%; border-collapse: collapse;"> <thead> <tr> <th>Year</th> <th>GP/GS</th> <th>FG</th> <th>FGA</th> <th>Lg.</th> <th>PAT</th> <th>Pts.</th> </tr> </thead> <tbody> <tr> <td>2019</td> <td>--</td> <td>--</td> <td>--</td> <td>--</td> <td>--</td> <td>--</td> </tr> <tr> <td>Car. Highs:</td> <td>--</td> <td>--</td> <td>--</td> <td>--</td> <td>--</td> <td>--</td> </tr> </tbody> </table>	Year	GP/GS	FG	FGA	Lg.	PAT	Pts.	2019	--	--	--	--	--	--	Car. Highs:	--	--	--	--	--	--							
Year	GP/GS	FG	FGA	Lg.	PAT	Pts.																										
2019	--	--	--	--	--	--																										
Car. Highs:	--	--	--	--	--	--																										
P		#41 Ryan Stonehouse 5-9, 171, Jr., La Verne, Calif.	<ul style="list-style-type: none"> Rams' career leader in punting average at 47.4 yards and a second team All-American in 2018 Has one pass attempt, a completion good for 11 yards, against Utah State in 2018 Father, Paul, punted for Stanford (1989-92), and uncle, John, punted for USC (1992-94) CSU's lone representative on the 2019 preseason all-Mountain West team 	<table border="1" style="width: 100%; border-collapse: collapse;"> <thead> <tr> <th>Year</th> <th>GP/GS</th> <th>Punt</th> <th>Yds.</th> <th>Avg.</th> <th>I-20</th> <th>LG</th> </tr> </thead> <tbody> <tr> <td>2019</td> <td>2/-</td> <td>4</td> <td>198</td> <td>49.5</td> <td>-</td> <td>59</td> </tr> <tr> <td>Career</td> <td>27/-</td> <td>115</td> <td>5,449</td> <td>47.4</td> <td>42</td> <td>70</td> </tr> <tr> <td>Car. Highs</td> <td>9</td> <td>439</td> <td>56.8</td> <td>--</td> <td>70</td> <td>70</td> </tr> </tbody> </table>	Year	GP/GS	Punt	Yds.	Avg.	I-20	LG	2019	2/-	4	198	49.5	-	59	Career	27/-	115	5,449	47.4	42	70	Car. Highs	9	439	56.8	--	70	70
	Year	GP/GS	Punt	Yds.	Avg.	I-20	LG																									
2019	2/-	4	198	49.5	-	59																										
Career	27/-	115	5,449	47.4	42	70																										
Car. Highs	9	439	56.8	--	70	70																										
		#86 Ross Reiter 5-11, 231, So., Phoenix, Ariz.	<ul style="list-style-type: none"> Served as Rams' longsnapper as a true freshman Posted four special teams tackles Earned Academic All-Mountain West honors No. 2 rated longsnapper out of high school 	<table border="1" style="width: 100%; border-collapse: collapse;"> <thead> <tr> <th>Year</th> <th>GP/GS</th> </tr> </thead> <tbody> <tr> <td>2019</td> <td>2/-</td> </tr> <tr> <td>2018</td> <td>12/-</td> </tr> <tr> <td>Career</td> <td>14/-</td> </tr> </tbody> </table>	Year	GP/GS	2019	2/-	2018	12/-	Career	14/-																				
Year	GP/GS																															
2019	2/-																															
2018	12/-																															
Career	14/-																															
LS		#22 Dante Wright 5-8, 168, Fr., Navarre, Fla.	<ul style="list-style-type: none"> First career catch was a 39-yard TD pass vs. CU Caught a 75-yard scoring pass on the first offensive play of game vs. Western Illinois Scored a rushing and receiving TD in each of his first two collegiate games Leads all freshmen in all-purpose yards per game (nationally) 	<table border="1" style="width: 100%; border-collapse: collapse;"> <thead> <tr> <th>Year</th> <th>PR/Yds.</th> <th>Lg.</th> <th>KR/Yds.</th> <th>Lg.</th> <th>TD</th> </tr> </thead> <tbody> <tr> <td>2019</td> <td>6/54</td> <td>20</td> <td>-/-</td> <td>-</td> <td>0</td> </tr> <tr> <td>Career</td> <td>6/54</td> <td>20</td> <td>-/-</td> <td>-</td> <td>0</td> </tr> <tr> <td>Car. Highs:</td> <td>4/35</td> <td>20</td> <td>-/-</td> <td>-</td> <td>0</td> </tr> </tbody> </table>	Year	PR/Yds.	Lg.	KR/Yds.	Lg.	TD	2019	6/54	20	-/-	-	0	Career	6/54	20	-/-	-	0	Car. Highs:	4/35	20	-/-	-	0				
	Year	PR/Yds.	Lg.	KR/Yds.	Lg.	TD																										
2019	6/54	20	-/-	-	0																											
Career	6/54	20	-/-	-	0																											
Car. Highs:	4/35	20	-/-	-	0																											
		#10 Tywan Francis 5-10, 194, So., New Orleans, La.	<ul style="list-style-type: none"> Played in 11 games as a true freshman in 2018 Had his first career start vs. Utah State Recorded a career-best six tackles vs. the Aggies 	<table border="1" style="width: 100%; border-collapse: collapse;"> <thead> <tr> <th>Year</th> <th>PR/Yds.</th> <th>Lg.</th> <th>KR/Yds.</th> <th>Lg.</th> <th>TD</th> </tr> </thead> <tbody> <tr> <td>2019</td> <td>--</td> <td>--</td> <td>--</td> <td>--</td> <td>--</td> </tr> <tr> <td>Car. Highs:</td> <td>--</td> <td>--</td> <td>--</td> <td>--</td> <td>--</td> </tr> </tbody> </table>	Year	PR/Yds.	Lg.	KR/Yds.	Lg.	TD	2019	--	--	--	--	--	Car. Highs:	--	--	--	--	--										
Year	PR/Yds.	Lg.	KR/Yds.	Lg.	TD																											
2019	--	--	--	--	--																											
Car. Highs:	--	--	--	--	--																											
PR		#14 Anthony Hawkins 5-10, 201, Sr., Arlington, Texas	<ul style="list-style-type: none"> Returned to kick returning duties after leading the team in 2018 Started opener at cornerback Only Ram to return a kickoff this season 	<table border="1" style="width: 100%; border-collapse: collapse;"> <thead> <tr> <th>Year</th> <th>PR/Yds.</th> <th>Lg.</th> <th>KR/Yds.</th> <th>Lg.</th> <th>TD</th> </tr> </thead> <tbody> <tr> <td>2019</td> <td>-/-</td> <td>-</td> <td>4/80</td> <td>25</td> <td>0</td> </tr> <tr> <td>Career</td> <td>-/-</td> <td>-</td> <td>25/536</td> <td>51</td> <td>0</td> </tr> <tr> <td>Car. Highs:</td> <td>-/-</td> <td>-</td> <td>3/89</td> <td>51</td> <td>0</td> </tr> </tbody> </table>	Year	PR/Yds.	Lg.	KR/Yds.	Lg.	TD	2019	-/-	-	4/80	25	0	Career	-/-	-	25/536	51	0	Car. Highs:	-/-	-	3/89	51	0				
	Year	PR/Yds.	Lg.	KR/Yds.	Lg.	TD																										
2019	-/-	-	4/80	25	0																											
Career	-/-	-	25/536	51	0																											
Car. Highs:	-/-	-	3/89	51	0																											
		#5 Marvin Kinsey, Jr. 6-0, 211, Sr., Atlanta, Ga.	<ul style="list-style-type: none"> Has played in 35 games, all in a reserve role Rushed for 127 yards against New Mexico as a freshman (2016) Hit the Lobos for a 75-yard scoring run as three backs surpassed 100 yards 	<table border="1" style="width: 100%; border-collapse: collapse;"> <thead> <tr> <th>Year</th> <th>PR/Yds.</th> <th>Lg.</th> <th>KR/Yds.</th> <th>Lg.</th> <th>TD</th> </tr> </thead> <tbody> <tr> <td>2019</td> <td>--</td> <td>--</td> <td>-/-</td> <td>--</td> <td>--</td> </tr> <tr> <td>Car. Highs:</td> <td>--</td> <td>--</td> <td>1/2</td> <td>2</td> <td>--</td> </tr> </tbody> </table>	Year	PR/Yds.	Lg.	KR/Yds.	Lg.	TD	2019	--	--	-/-	--	--	Car. Highs:	--	--	1/2	2	--										
Year	PR/Yds.	Lg.	KR/Yds.	Lg.	TD																											
2019	--	--	-/-	--	--																											
Car. Highs:	--	--	1/2	2	--																											

2019 SCHEDULE NOTES AND RESULTS

DATE	OPPONENT (RECORD)	LOCATION	BROADCAST	TIME (MT)	RESULT/SERIES	NOTES
Aug. 30	 vs. COLORADO (0-1) Buffaloes	Denver, Co. Broncos Stadium at Mile High	ESPN	8 p.m.	L, 31-52 CU, 67-22-2	Last Rocky Mountain Showdown played in Denver
Sept. 7	 WESTERN ILLINOIS (0-0) Leathernecks	Fort Collins Canvas Stadium	AT&T Sports Net	2 p.m.	W, 38-13 CSU leads 1-0	CSU opens game with 75-yard TD pass, Hill to Wright
Sept. 14	 at ARKANSAS (0-0) Razorbacks	Fayetteville, Ark. Reynolds Stadium	SEC Network	2 p.m.	Arkansas leads 3-1	Rams rallied past Arkansas in FoCo last season for 34-27 victory
Sept. 21	 TOLEDO (0-0) Rockets	Fort Collins Canvas Stadium	ESPN TBD	TBD	Series tied 1-1	Teams meeting for 1st time since 1973 under Arslanian
Sept. 28	 at UTAH STATE (0-0) Aggies	Logan, Utah Maverik Stadium	CBS Sports Net.	5:30 p.m.	Colorado State leads 39-34-2	Rams had a late touchdown overtuned in 2018 heartbreaker
Oct. 5	 SAN DIEGO STATE (0-0) Aztecs	Fort Collins Canvas Stadium	ESPN TBD	TBD	San Diego State leads 20-14	Rams hosting SDSU for 2019 Homecoming Game/Stripe Out
Oct. 11	 at NEW MEXICO (0-0) Lobos	Albuquerque, N.M. Dreamstyle Stadium	CBS Sports Net	6 p.m.	Colorado State leads 41-25	CSU playing on a short week for first time in 2019 (six days)
Oct. 26	 at FRESNO STATE (0-0) Bulldogs	Fresno, Calif. Bulldog Stadium	ESPN TBD	TBD	Colorado State leads 9-5	Rams face the defending MW champions for 1st time since 2016
Nov. 2	 UNLV (0-0) Rebels	Fort Collins Canvas Stadium	AT&T Sports Net	1:30 p.m.	Colorado State leads 15-6-1	CSU currently riding a three-game winning streak over UNLV
Nov. 16	 AIR FORCE Falcolns	Fort Collins Canvas Stadium	ESPN TBD	TBD	Air Force leads 35-21-1	Rams looking to snap a three-game losing streak vs. AFA
Nov. 22	 at WYOMING (0-0) Cowboys	Laramie, Wyo. War Memorial Stadium	ESPN2	7:30 p.m.	Colorado State leads 57-46-5	Latest Border War matchup since 2011 when teams played Dec. 3
Nov. 29	 BOISE STATE (0-0) Broncos	Fort Collins Canvas Stadium	CBS Sports Net.	1:30 p.m.	Boise State leads 8-0	Rams looking to get first victory over Boise State on Senior Day



Depth CHART

OFFENSE

QB	15	Collin Hill	6-4	227	r-Jr.
	2	Justice McCoy	6-1	207	r-So.
or	12	Patrick O'Brien	6-4	240	r-Jr.
	13	Judd Erickson	6-3	221	r-So.
RB	32	Marcus McElroy	5-11	228	Jr.
	5	Marvin Kinsey, Jr.	6-0	211	Sr.
	28	Christian Hunter	5-10	198	Fr.
	27	Jaylen Thomas	5-10	214	Fr.
FB	46	Adam Prentice	6-0	243	r-Jr.
	82	Isiah Pannunzio	6-1	236	r-Jr.
TE	16	Cameron Butler	6-1	247	Jr.
or	85	Trey McBride	6-4	258	So.
	84	Gary Williams	6-1	235	r-Fr.
	89	Kyle Helbig	6-3	253	Fr.
WR	9	Warren Jackson	6-6	218	Jr.
	1	Jadon Walker	6-0	190	r-So.
	19	Jaylen Hearst	6-0	194	Fr.
WR	22	Dante Wright	5-8	168	Fr.
	23	Brenden Fulton	5-9	190	r-Sr.
	39	Thomas Pannunzio	5-8	163	So.
WR	3	E.J. Scott	6-1	194	r-So.
or	80	Nikko Hall	6-0	181	So.
	81	Ty McCullouch	5-11	173	Fr.
LT	72	T.J. Storment	6-7	325	r-Jr.
	76	John Blasco, Jr.	6-6	324	r-So.
LG	73	Nouredin Nouili	6-3	295	Fr.
	70	Joctavis Phillips	6-4	329	r-So.
C	64	Scott Brooks	6-2	303	Jr.
	60	Florian McCann	6-3	303	r-Fr.
RG	71	Jeff Taylor	6-0	307	Sr.
	56	Ches Jackson	6-4	294	r-Fr.
RT	69	Barry Wesley	6-6	305	r-So.
	77	Keith Williams	6-7	310	r-Jr.

DEFENSE

DE	33	Manny Jones	6-3	269	Jr.
	99	Damion Dickens	6-1	264	Sr.
	56	Rushton Roberts	6-4	239	r-Fr.
DT	98	Ellison Hubbard	6-0	286	Jr.
	92	Livingston Paogofe	6-1	269	Jr.
DT	94	Devin Phillips	6-1	311	So.
or	97	Toby McBride	6-2	277	r-Jr.
DE	1	Jalen Bates	6-4	254	r-Sr.
	91	Jan-Phillip Bombek	6-2	253	Sr.
LB	24	Tron Folsom	6-1	211	Sr.
	43	Troy Golden	6-1	214	r-Fr.
	42	Mohamed Kamara	6-2	236	Fr.
LB	12	Cam'Ron Carter	6-0	221	So.
	13	Trey Sutton	5-11	237	r-Jr.
	30	Jack Grauberger	6-0	205	r-Jr.
LB	44	Max McDonald	6-0	239	r-Jr.
	5	Dequan Jackson	6-1	228	So.
CB	4	Rashad Ajayi	5-11	183	So.
	26	Marshaun Cameron	5-8	181	Sr.
	25	Keevan Bailey	5-11	172	Fr.
or	2	Dajon Owens	6-0	185	Jr.
S	7	Jamal Hicks	6-0	203	Sr.
	8	Quinn Brinnon	5-11	205	So.
	17	Christian Cumber	5-11	191	r-So.
S	37	Logan Stewart	6-0	214	r-Jr.
	10	Tywan Francis	5-10	194	So.
	6	Malcolm Magee	6-0	193	r-Fr.
or	3	Caleb Blake	5-10	187	Fr.
CB	14	Anthony Hawkins	5-10	201	Sr.
	11	Andre Neal	6-0	196	Sr.
	38	Adonis Ruffran	5-8	173	r-So.
or	15	Brandon Crossley	5-10	173	Fr.

SPECIAL TEAMS

K	83	Braxton Davis	5-11	180	r-Sr.
or	90	Max Poduska	6-0	185	r-Fr.
or	95	Cayden Camper	6-5	205	Fr.
P	41	Ryan Stonehouse	5-9	171	Jr.
	67	Joe DeLine	5-11	202	r-Jr.
H	67	Joe DeLine	5-11	202	r-Jr.
LS	86	Ross Reiter	5-11	231	So.
	97	Huck Vollmar	6-2	209	r-Fr.
PR	22	Dante Wright	5-8	168	Fr.
	23	Brenden Fulton	5-9	190	r-Sr.
	10	Tywan Francis	5-10	194	So.
KR	14	Anthony Hawkins	5-10	201	Sr.
or	5	Marvin Kinsey, Jr.	6-0	211	Sr.
or	25	Keevan Bailey	5-11	172	Fr.

PRONUNCIATION GUIDE

1	JADON Walker	JAY-den
2	DAJON Owens	DAY-zhon
4	Rashad AJAYI	uh-Jye
5	DEQUAN Jackson	duh-KWON
10	TYWAN Francis	TY-WON
20	A'Jon Vivens	AY-jon
32	Marcus MCELROY	mick-ELL-roy
38	Adonis RUFSPAN	ROOF-run
40	CORTE TAPIA	KORT TAP-ee-uh
47	David AGGREY	AH-grey
55	TAVIAN Brown	Tay-ve-an
56	CHES Jackson	Chess
63	Alex AZUSENIS	Ah-ZEUS-enis
65	LUIS LEBRON	LOO-ee luh-BRON
73	NOUREDIN NOUILI	NURR-uh-din new-WHEEL-ee
86	Ross REITER	right-ER
90	Maxwell PODUSKA	Puh-DOO-skuh
91	JAN-PHILLIP BOMBKE	YON-FIL-ip BOMB-beck
92	Livingston PAOGOFIE	puh-GO-fee
96	CIAN QUIROGA	SIGH-ann CURE-row-guh

Assistant COACHES

ON GAMEDAY

Ronnie Letson - Asst. Head Coach/Quarterbacks	Press Box
Dave Johnson - Offensive Coordinator/OL	Sideline
John Jancek - Defensive Coordinator	Sideline
Chase Gibson - Co-STC/Linebackers	Sideline
Nick Jones - Co-STC/Tight Ends	Sideline
Bryan Applewhite - Running Backs	Press Box
Joe Cox - Wide Receivers	Sideline
Keith Gilmore - Defensive Line	Sideline
George Helow - Safeties	Sideline
Anthony Perkins - Cornerbacks	Press Box



RONNIE LETSON
PRESS BOX



DAVE JOHNSON
SIDELINE



NICK JONES
PRESS BOX



BRYAN APPLEWHITE
SIDELINE



JOE COX
SIDELINE



JOHN JANCEK
SIDELINE



CHASE GIBSON
SIDELINE



KEITH GILMORE
SIDELINE



GEORGE HELOW
SIDELINE



ANTHONY PERKINS
PRESS BOX

Head Coach MIKE BOBO

1-1 // FIFTH YEAR

25-28 Overall/Fifth Year

Mike Bobo is in his fifth season as head coach at Colorado State in 2019, having been appointed by CSU President Dr. Tony Frank on Dec. 23, 2014, as the 22nd head coach in program history. In his four seasons at the helm Bobo has guided the Rams to three bowl appearances and led some of the most prolific offenses in Colorado State history. His teams have re-written the school's record books and produced a number of NFL talents, including 2018 Dallas Cowboys third-round draft choice Michael Gallup.

The former Georgia Bulldog came to Fort Collins from his alma mater, where he had been a record-breaking starting quarterback and spent 16 seasons coaching, including the last eight (2007-14) as offensive coordinator.

Bobo is the only head coach in Colorado State history to lead his teams to bowl games in each of his first three seasons, and joins Sonny Lubick as the only two to coach the Rams in multiple bowl games in their careers. The Rams' offense has been explosive throughout Bobo's time as head coach, with his teams ranking in the Top 10 in school history for yards-per-game in each season, including the school record of 492.5 in 2017.

Bobo's Rams have posted three of the top seven scoring seasons in CSU history and four of the top six figures for passing touchdowns in a season. In 2018 the Rams' 26 touchdowns passes—from two different quarterbacks—ranked fourth in the record books, and CSU ranked 13th among all FBS programs in passing offense (304.9). Despite scoring offense being down and the running game dropping off after the departures of seniors on the offensive line and at running back, Bobo's Rams still managed the 10th-best offensive season in CSU history in 2018, averaging 410.5 yards per game.

Wide receiver Preston Williams and punter Ryan Stonehouse earned second-team All-America honors from Sporting News in 2018.

The 2017 Rams finished the season with a 7-6 record and ranked 11th in all of FBS in total offense (492.5). CSU also ranked second in third-down conversions (50.3%) and eighth in first downs (25.1), also both school records.

Five Rams earned All-Mountain West honors in 2017, including first-team selections Jake Bennett (C), Michael Gallup (WR), Zack Golditch (T) and Nick Stevens (QB), and second-team selection Dalyn Dawkins (RB). Gallup was a consensus All-American (just the

fourth in CSU history) and was a finalist for the Biletnikoff Award.

In 2016, Bobo became the first head coach in CSU history to lead the Rams to a bowl game in each of his first two seasons.

In 2015 Bobo became the only head coach in program history to win seven regular season games in his first season at the helm. Bobo's Rams won four games in a row, and five out of six, to close the 2015 regular season, securing CSU's third consecutive bowl invitation en route to a 7-6 record. CSU's four wins in the season's final month marked the first undefeated November by a Rams team since 1948, and included three road wins—at Wyoming in his first "Border War," at New Mexico and at Fresno State.

Five Rams earned All-MW in 2015, including Hunt, who was one of three finalists for the Ray Guy Award. CSU ranked fourth in the FBS in net punting average (42.0) and 17th in kickoff return average (25.1). Bobo's Rams were one of only two FBS schools to have three running backs each record at least one game with 140 or more rushing yards (Dawkins, Izzy Matthews and Jasen Oden, Jr.) and quarterback Stevens set passing records for a CSU sophomore with 2,679 yards through the air and 21 touchdowns (fifth-most in school history).

Bobo's 14-year stint at Georgia, where he had starred at quarterback in the late 1990s, began in January 2001 when head coach Mark Richt hired him as quarterbacks coach, for his second stint with the school. He was promoted by Richt to offensive coordinator in 2007. During his time at UGA, Bobo helped lead the Bulldogs to 135 victories, including two Southeastern Conference championships, five SEC Eastern Division titles and eight bowl victories. The 2012 Broyles Award finalist held the offensive coordinator spot for 92 games with the Bulldogs, scoring 30-plus points 57 times, 40-plus points 29 times and more than 50 points 13 times.

In 2014 Bobo led a Bulldogs offense that averaged 41.3 points per game, which ranked eighth nationally, and racked up 457.8 yards of total offense per game. Against teams ranked in the Top 25, UGA compiled a 3-2 record while scoring 34.4 points per game. The 537 points scored in 2014 established a Georgia single-season record. The previous single-season record was set in 2012 while Bobo was offensive coordinator.

Bobo guided several talented

quarterbacks at Georgia, including Aaron Murray, who played from 2010-13. Murray, who was chosen in the fifth round of the 2014 NFL Draft by the Kansas City Chiefs, set more than 25 UGA records and four SEC marks. He became the first player in SEC history to have at least 3,000 passing yards in four consecutive seasons. The NFL's No. 1 draft choice in 2009, Matthew Stafford, also blossomed under Bobo's tutelage. The Detroit Lions' starting quarterback was second-team All-SEC and earned All-America recognition in 2008 for Georgia and was MVP of the 2009 Capital One Bowl.

In Bobo's time at Georgia he also mentored quarterback David Greene (2001-04), who was the winningest quarterback in NCAA Division I history at the time (42), wide receiver A.J. Green, running back Todd Gurley and many others. In all, Bobo helped mold four first-round NFL draft choices at Georgia: Stafford (No. 1 in 2009), running back Knowshon Moreno (No. 12 in 2009), Green (No. 4 in 2011) and Gurley (No. 10 in 2015).

Prior to joining Richt's staff at Georgia, Bobo served one year as an assistant coach at Jacksonville State, after working as an administrative assistant and graduate assistant from 1998-99 at UGA.

Bobo was a quarterback for the Bulldogs from 1994-97, earning four letters, and led the team in passing in 1996 and '97. Among all UGA quarterbacks, Bobo ranks first in single-season completion percentage (65% in '97), single-season passing efficiency rating (155.8 in '97), second in career touchdown passes (38) and third in career pass completions (445), season passing yards (2,751 in '97), career passing yards (6,334) and single-season touchdown passes (19). In his career Bobo threw for 6,334 yards, which is third-most all-time by a Georgia quarterback.

Bobo, a native of Thomasville, Ga., was inducted into the Thomasville-Thomas County Sports Hall of Fame on Nov. 10, 2016. He joined his father, George, a long-time successful high school coach in Georgia, who was inducted in 2013.

Bobo and his wife, Lainie, have five children, a son Drew (14); triplets Olivia, Jake and Ava Grace (12); and Kate (11).

Complete biography available on CSURams.com



The Bobo FILE

Born: April 9, 1974
Hometown: Thomasville, Ga.
College: Georgia, '98
Wife: Lainie
Children: Drew, Olivia, Jake, Ava Grace, Kate
 |-----Triplets-----|

Coaching CAREER

1998: Georgia Administration
1999: Georgia Graduate Assistant
2000: Jacksonville St. Quarterbacks
2001-06: Georgia Quarterbacks
2007-14: Georgia Offensive Coord./QBs
2015-Pres.: Colorado State Head Coach

Bowl EXPERIENCE

1995: Peach Georgia, Player
1997: Outback Georgia, Player
1998: Peach Georgia, Staff
1999: Outback Georgia, Coach
2001: Music City Georgia, Coach
2002: Sugar Georgia, Coach
2003: Capital One Georgia, Coach
2004: Outback Georgia, Coach
2005: Sugar Georgia, Coach
2006: Chick-Fil-A Georgia, Coach
2007: Sugar Georgia, Coach
2008: Capital One Georgia, Coach
2009: Independence Georgia, Coach
2010: Liberty Georgia, Coach
2011: Outback Georgia, Coach
2012: Capital One Georgia, Coach
2013: Gator Georgia, Coach
2014: Belk Georgia, Coach
2015: Arizona Colorado State, Head Coach
2016: Idaho Potato Colorado State, Head Coach
2017: New Mexico Colorado State, Head Coach



Bobo RECORD BOOK

PASSING

Passing Yards		Opp.	Date.	Yards
1.	K.J. Carta Samuels	Hawaii	8/25/18	537
2.	Nick Stevens	vs. Idaho	12/22/17	445
3.	K.J. Carta Samuels	Arkansas	9/8/18	389
4.	Nick Stevens	Nevada	10/14/17	384
5.	Collin Hill	vs. Colorado	8/31/19	374
	Nick Stevens	at Air Force	11/12/16	374

Touchdown Passes		Opp.	Date.	TDs
1.	K.J. Carta Samuels	Hawaii	8/25/18	5
	Nick Stevens	Savannah State	9/5/15	5
	Nick Stevens	vs. Idaho	12/22/17	5
4.	Six others with.....	4

Pass Attempts		Opp.	Date.	Atts.
1.	Collin Hill	Wyoming	10/26/18	54
2.	Nick Stevens	vs. Marshall	12/16/17	52
3.	K.J. Carta Samuels	Hawaii	8/25/18	50
4.	Collin Hill	vs. Colorado	8/31/19	47
	K.J. Carta Samuels	Arkansas	9/8/18	47
	Nick Stevens	vs. Colorado	9/1/17	47

Pass Completions		Opp.	Date.	Cmps.
1.	K.J. Carta Samuels	Hawaii	8/25/18	34
	Collin Hill	Wyoming	10/26/18	34
3.	K.J. Carta Samuels	Arkansas	9/8/18	32
4.	Collin Hill	vs. Colorado	8/31/19	31
5.	Nick Stevens	Boise State	11/11/17	29

RUSHING

Rushing Yards		Opp.	Date.	Yards
1.	Dalyn Dawkins	Nevada	10/14/17	191
2.	Dalyn Dawkins	Boise State	11/11/17	161
3.	Dalyn Dawkins	at Wyoming	11/4/17	154
4.	Dalyn Dawkins	UNLV	11/14/15	151
5.	Jasen Oden	at UTSA	9/26/15	143

Rushing Touchdowns		Opp.	Date.	TDs
1.	16 players tied with.....	2
	Last time...Marvin Kinsey Jr.	Wyoming	10/26/18	

Rush Attempts		Opp.	Date.	Atts.
1.	Dalyn Dawkins	Boise State	11/11/17	32
2.	Jasen Oden	at UTSA	9/26/15	30
3.	Dalyn Dawkins	at Wyoming	11/4/17	29
4.	Izzy Matthews	New Mexico	10/13/18	26
5.	Dalyn Dawkins	at Wyoming	11/7/15	25
	Jasen Oden	vs. Colorado	9/19/15	25

RECEIVING

Receiving Yards		Opp.	Date.	Yards
1.	Olabisi Johnson	vs. Idaho	12/22/16	265
2.	Michael Gallup	Nevada	10/14/17	263
3.	Preston Williams	at Air Force	11/22/18	248
4.	Michael Gallup	at Air Force	11/12/16	213
5.	Michael Gallup	at Hawaii	9/30/17	212

Receiving Touchdowns		Opp.	Date.	TDs
1.	Preston Williams	at Air Force	11/22/18	3
	Michael Gallup	Nevada	10/14/17	3
	Michael Gallup	vs. Idaho	12/22/16	3
	Michael Gallup	at San Diego State	11/26/16	3
	Rashard Higgins	UNLV	11/14/15	3

Receptions	Opp.	Date.	Recs.	
1.	Michael Gallup	Nevada	10/14/17	13
	Michael Gallup	at Air Force	11/12/16	13
3.	Preston Williams	at Air Force	11/22/18	12
	Preston Williams	Arkansas	9/8/18	12
5.	Michael Gallup	Oregon State	8/26/17	11
	Michael Gallup	Boise State	11/11/17	11

TEAM

Total Yards		Yards
1.	Hawaii (8/25/18)	653
2.	Abilene Christian (9/9/17)	615
3.	at Hawaii (9/30/17)	610
4.	Nevada (10/14/17)	608
5.	San Jose State (11/18/17)	606

Total Plays		Plays
1.	Boise State (11/11/17)	95
2.	vs. Colorado (9/19/15)	88
3.	vs. Nevada (12/29/15)	84
4.	at Utah State (10/17/17)	83
	New Mexico (10/13/18)	83
	vs. Marshall (12/16/17)	83

Total Points		Points
1.	Savannah State (9/5/15)	65
2.	at San Diego State (11/26/16)	63
3.	Oregon State (8/26/17)	58
4.	Boise State (11/11/17)	52
5.	at Hawaii (9/30/17)	51

Total First Downs		First Downs
1.	Savannah State (9/5/15)	33
	Boise State (11/11/17)	33
3.	Oregon State (8/26/17)	31
4.	vs. Nevada (12/29/15)	30
	Abilene Christian (9/9/17)	30

Highest Yards Per Play		YPP
1.	New Mexico (11/19/16)	11.1
2.	at Hawaii (9/30/17)	10.3
3.	vs. Idaho (12/22/16)	9.1
4.	at Air Force (11/12/16)	8.7
	Savannah State (9/5/15)	8.7
	Hawaii (8/25/18)	8.7

YEAR-BY-YEAR RECORD

Year	---League Games---					---Overall---		
	W-L	PF	PA	Finish	W-L	PF	PA	
2015	5-3	220	232	t3	7-6	385	354	
2016	5-3	308	224	5	7-6	459	395	
2017	5-3	284	235	5	7-6	431	361	
2018	2-6	198	286	t9	3-9	274	441	
2019	0-0	0	0	-	1-1	69	65	

This Week in COLORADO STATE FOOTBALL HISTORY

Rams Beat Louisville in Liberty Bowl rematch at Hughes Stadium

by John Hirn, Volunteer CSU Historian

Sept. 14, 2002 – The 2002 season had started off with two great wins and one horrible defeat. After beating Virginia on the road and a very exciting victory over the Buffs at Invesco Field, the Rams suffered a bad loss to UCLA at the Rose Bowl. They finally came home to Hughes Stadium to play the University of Louisville in a rematch of the great 2000 Liberty Bowl victory over the Cardinals that capped one of the finest seasons in school history.

At the helm was junior quarterback Bradlee Van Pelt and Rams favorite running back Cecil “The Diesel” Sapp, who had literally carried CU’s defense all over Denver two weeks prior.

The Rams had revenge in their eyes after a 7-2 loss to Louisville in Kentucky during the 2001 season. They knew they were better than the Cardinals and came out to prove their worth on their own home turf. Coach Sonny Lubick, in his 10th season at the helm said in his postgame interview, “We’re controlling the game, then I look up and we’re behind 14-7. Then we come back to lead at the half, we get up a few points, but suddenly they’re back in it. I’m thinking ‘This is fun, this is how football should be.’”

Lubick’s Rams truly took control -- and by the middle of the fourth quarter -- led 36-14 after Sapp ran for 134 yards on 30 carries with three touchdowns. Van Pelt threw for 170 yards, and with the lead seemingly in hand, freshman quarterback Justin Holland came in to get some playing time and passed for 94 yards.

It was with eight minutes left in the game and still leading 36-14 when the bottom dropped out of the CSU defense. The Cardinals came back with a vengeance and scored almost at will. Within a few minutes of the final cannon to end the game, Louisville had scored 19 unanswered points and had the ball at their own 1-yard line.

Cardinals quarterback Dave Ragone drove his team to the CSU 26, trailing by only three points and time ticking down on the clock to end the game. On fourth-and-long, CSU’s Rhett Nelson broke up Ragone’s pass to halt the drive and seal the 36-33 victory for the Rams. Cardinals’ head coach John L. Smith said after the game, “They’re an awful good football team. Maybe we gave them too much, but tonight we’re definitely not as good as they are.”

The Rams would go on to one of the best seasons of the 2000s, winning the conference championship but losing in the Liberty Bowl. The 2002 season was one to remember with great offensive performances all year from Sapp and Van Pelt.





2019 NOTEBOOK

RECORD BREAKDOWN

	In 2019	Under Bobo
Record	1-1	25-28
Mountain West	0-1	17-15
Non-Conference	1-1	8-13
Home	1-0	15-10
Away	0-0	10-10
Neutral	0-1	0-8
Artificial Turf	1-0	24-21
Natural Grass	0-1	1-7
Day Games	1-0	14-9
Night Games	0-1	11-19
In August	0-1	1-3
In September	1-0	8-8
In October	0-0	8-8
In November	0-0	8-6
In December	0-0	0-3
When Scoring First	1-0	21-8
When Opponent Scores First	0-1	4-20
When Leading after 1st Quarter	1-0	17-9
When Trailing after 1st Quarter	0-0	6-13
When Tied after 1st Quarter	0-1	2-6
When Leading at Half	1-0	21-4
When Trailing at Half	0-1	4-24
When Tied at Half	0-0	0-0
When Leading after 3rd Quarter	1-0	20-2
When Trailing after 3rd Quarter	0-1	4-25
When Tied after 3rd Quarter	0-0	1-1
In Overtime Games	0-0	0-3
vs. Top 25	0-0	0-3
Scoring < 20 points	0-0	0-12
Scoring 20+ points	1-1	25-16
Scoring 30+ points	1-1	19-5
Scoring 40+ points	0-0	11-3
Opponent scoring < 20 points	1-0	9-2
Opponent scoring 20+ points	0-1	16-26
Opponent scoring 30+ points	0-1	7-20
Opponent scoring 40+ points	0-1	1-14
Rushing for < 100 yards	0-0	1-6
Rushing for 100+ yards	1-1	24-22
Rushing for 200+ yards	0-0	18-4
Rushing for 300+ yards	0-0	3-0
Passing for < 100 yards	0-0	1-1
Passing for 100+ yards	1-1	24-27
Passing for 200+ yards	1-1	20-21
Passing for 300+ yards	1-1	10-13
Passing for 400+ yards	0-0	0-2
Opponent rushes for < 100 yards	1-0	6-0
Opponent rushes for 100+ yards	0-1	19-28
Opponent passes for 200+ yards	0-1	8-16
Opponent passes for 300+ yards	0-0	4-8
Total Offense < 300 Yards	0-0	0-4
Total Offense 300+ Yards	1-1	25-24
Opponent has < 300 yards total off.	1-0	11-2
Opponent has 300+ yards total off.	0-1	14-26
Having a 100-yard rusher	0-0	14-8
Opp. has a 100-yard rusher	0-1	7-19
3rd Down % <25	0-0	1-1
3rd Down % 25-49	0-1	11-18
3rd Down % 50+	1-0	13-9
Opponent 3rd Down % <25	0-0	4-3
Opponent 3rd Down % 25-49	1-1	16-15
Opponent 3rd Down % 50+	0-0	5-10
Commit No Turnovers	0-0	11-3
Win Turnover Battle	0-0	14-4
Equal Turnovers as Opponent	0-0	6-4
Lose Turnover Battle	1-1	5-20
Lead Time of Possession	1-1	14-12
Trail Time of Possession	0-0	11-16
Commit <6 Penalties	0-0	7-11
Commit 6+ Penalties	1-1	18-17
More Plays than Opponent	1-1	16-19
Same Number of Plays as Opponent	0-0	0-1
Fewer Plays than Opponent	0-0	9-8

THE EDGE PROGRAM

EDGE is the program head coach Mike Bobo wants to serve as the foundation for the Colorado State football team.

It stands for **Effort, Discipline, Gratitude and Excuse-Free**. It was put into place at the beginning of the off-season program with the intent of holding players and staff accountable for every aspect of their lives. How it works:

Captains were chosen to lead 10 accountability teams:

TE Cameron Butler	DE Emmanuel Jones
CB Rashad Ajayi	S Josh Griffin
QB Collin Hill	K Joe DeLine
LB Dequan Jackson	FB Adam Prentice
WR Warren Jackson	OL Barry Wesley

They are graded in performance, on and off the field, including the classroom, meetings and all team functions. Points can be added or deducted through player's actions. The discipline for being late to a meeting on the first or second offense is the entire team does 25 up-downs, the accountability team they are on does 50 up-downs and the individual does 100 up-downs. The discipline increases for continued misses.

If a player loses focus, does a drill incorrectly or does not act appropriately, three up-downs are done by the team on the coach's command.

Awards are given up weekly for academics, performance, in-season and each semester. The accountability team with the lowest total will have a task assigned by the coach, such as helping do team laundry. Winning teams have been awarded meals with Bobo or other activities.

TRUE FRESHMEN IN STARTING ROLES

Under head coach Mike Bobo, talented players see the field regardless of their classification. Two true freshman started the 2019 opener on offense (Dante Wright; Nouredin Nouili), marking the 15th and 16th times true freshmen have started under Mike Bobo.

TRUE FRESHMAN STARTERS UNDER MIKE BOBO

2019	Starts	2017	Starts
Dante Wright, WR	2	Cameron Butler, TE	6
Nouredin Nouili, OL	1	Manny Jones, LB	1
2018	Starts	2016	Starts
Rashad Ajayi, CB	12	Jamal Hicks, DB	5
Devin Phillips, DL	10	Collin Hill, QB	4
Trey McBride, TE	5	Anthony Hawkins, WR	4
Quinn Brannon, DB	1	Arjay Jean, DL	1
Cam'ron Carter, LB	1	Toby McBride, DL	1
Tywan Francis, DB	1		
2015	Starts	2015	Starts
		Olabisi Johnson, WR	1

In addition, redshirt freshman Barry Wesley started every game of the 2018 season on the offensive line (seven at LT, five at LG). Wesley was one of 13 freshmen (true or redshirt) offensive linemen in FBS to start every game in 2018.

CALL HIM MR. GRIFFIN

CSU's Joshua Griffin has bounced between running back and safety in fall camp while also leading one of the 10 EDGE accountability groups. Griffin is uniquely qualified for the role after serving in the special forces for most of his adult life.

Born in October 1986, Griffin is the oldest player in the FBS this season.

Age	Name, School	Pos.	Class	Birth Month	Hometown
33	Joshua Griffin, CSU	DB	Jr.	October 1986	Houston, Texas
32	James Stefanou, CU	K	Jr.	April 1987	Melbourne, Australia
31	Wade Lees, UCLA	P	Gr.	April 1988	Melbourne, Australia
30	Dane Roy, Houston	P	Sr.	January 1989	Bunyip, Australia
29	Tom Hutton, Okla. St.	P	Fr.	March 1990	Newborough, VI, Australia
29	Morgan James, Cincinnati	OL	Sr.	March 1990	Highland, Mich. (Pro Hockey)
29	Jesse Beal, West Virginia	TE	So.	July 1990	Washington, D.C. (Minor League Baseball)
27	Ben Griffiths, USC	P	r-Fr.	September 1991	Melbourne, Australia

2019 NOTEBOOK

BOBO GUIDING OFFENSE TO NEW HEIGHTS

CSU's offense has flourished during head coach Mike Bobo's four seasons in Fort Collins. In each of his first three seasons, the Rams posted numbers that ranked in the top 10 in most total yards, yards per game, yards per play, first downs, rushing yards, passing yards, total points and points per game. In his four years, Bobo's offenses have produced 3 of the top 4 seasons for passing TDs and 4 of the top 6, and have recorded 4 of the top 10 seasons for offensive yards per game.

MOST TOTAL YARDS, SEASON

Yards	Year
2. 6,402	2017
4. 6,012	2016
6. 5,536	2015

MOST YARDS PER GAME, SEASON

Yards	Year
1. 492.5	2017
4. 462.5	2016
7. 425.8	2015
10. 410.5	2018

YARDS PER PLAY, SEASON

Yards	Year
2. 6.68	2016 (6012/900)
5. 6.55	2017 (6402/977)
8. 5.98	2015 (5536/926)

MOST PASS TDS, SEASON

TDs	Year
2. 29	2017
29	2016
4. 26	2018
6. 24	2015

MOST NET RUSH YARDS, SEASON

Yards	Year
5. 2,831	2016
7. 2,777	2015
8. 2,603	2017

MOST POINTS, SEASON

Points	Year
3. 459	2016
5. 434	2017
8. 385	2015

THE WRIGHT STUFF

True freshman receiver Dante Wright burst onto the college football scene with his play in the Rocky Mountain Showdown vs. Colorado.

Wright was one of just 8 players to tally both a receiving and rushing touchdown in the same game through Week 0 and Week 1 and of those 8, only two were freshmen (Temple's Re'mahn Davis). He became the first true freshman to score twice in a game for the Rams since Warren Jackson did against Alabama in 2017, and the first to score in a season opener since Joe Hansley in 2012.

Through two weeks, only Wright and Wisconsin's Jonathan Taylor have scored a rushing and receiving touchdown in each game. He is also the first Ram since Gartrell Johnson to score a rushing and receiving touchdown in consecutive games.

Wright currently ranks No. 8 nationally in all-purpose yardage - and the highest ranked freshman by more than 30 yards - and is a two-time honoree from the Paul Hornung Award, given to the nation's most versatile player.

NOUILI MAKES HISTORY

True freshman Nouredin Nouili started the 2019 season opener at left guard, becoming the first true freshman OL to start for CSU in the opener in at least the last 30 years and first true freshman OL to start at any point since Blaine Saipaia did in week 4 in 1996 (UNLV).

Nouili was also one of only 8 true freshmen to start in all of the FBS in his season opener as well as the only one from a group of 5 school.

COLORADO STATE FOOTBALL -- A FAMILY AFFAIR

While teams across the country talk about their locker rooms being all about family, at Colorado State, the Rams are walking that walk as well.

CSU features three sets of brothers on the team along with a father-son duo in the defensive coaching room in defensive coordinator John Jancek and his son, former Tennessee quarterback Zac Jancek.

Brothers on Colorado State's Roster:

OL Joctavis Phillip and DL Devin Phillips
 FB Isiah Pannunzio and WR Thomas Pannunzio
 TE Trey McBride and DL Toby McBride

NOTE EXPANDED

TEAMS WITH 3 OR MORE SETS OF BROTHERS

The Rams are one of just 13 teams in the country to have three or more sets of brothers on the team.

The others are:

- 5 - Clemson, Nebraska, Michigan State
- 4 - Georgia Tech
- 3 - Ohio, Temple, NC State, Iowa State, BYU, Iowa, UAB, Colorado State, Oregon

2019 RULE CHANGES

Targeting Foul Changes

Under the new rule, a player who is ejected for a **third or more targeting foul** anytime during the season also will be ineligible for the entire next game.

It does not matter when this additional foul happens: whether it is in the first quarter or the fourth quarter, he will be ineligible for the whole next game. Also, it does not matter when the next game is played. It is the player's next scheduled game---whenever that is.

The role of **instant replay** in administering the targeting foul is also being changed. Every targeting foul goes for instant replay review, as in the past. However, starting in 2019 the replay official will look at all aspects of the play and make one of two rulings: either the call on the field is confirmed or it is overturned. A ruling of "stands" will no longer be possible for a targeting review.

Wedge Blocking on Kickoffs

The three-man wedge has been illegal on kickoffs (when three players on the receiving team align shoulder-to-shoulder within two yards of each other to block for the ball carrier). In 2019, this rule is even more restrictive: the **two-man wedge** will be illegal and will carry a 15-yard penalty. As in the past, the wedge is not illegal during an onside kick or when the play results in a touchback. The only change is that the two-man wedge is outlawed.

Blindside Blocks

A player delivers a blindside block when the opponent cannot see the block coming in time to defend himself. It will now be illegal to deliver a blindside block by attacking an opponent with forcible contact, no matter where the contact is made.

The words **attacking** and **forcible** will be key for the officials on the field in calling this foul. If the contact is to the head or neck area, it is still a targeting foul. However, it will now be a personal foul even if by rule it is not a targeting foul---that is, even if the block is not to the head or neck area. The blindside block foul will carry a 15-yard penalty.

Overtime

Beginning in 2019, starting with the **fifth overtime**, each team will have only one play: a two-point conversion attempt from the three-yard line. Beginning with the third overtime a team that scores a touchdown must still attempt a two-point conversion, but when the fifth overtime begins, the new one-play-per-team rule will take effect.



2019 NOTEBOOK

START CHART

OFFENSE

Player	2019	Streak	Career
Scott Brooks, OL	2	2	2
Cameron Butler, TE	1	-	18
Nate Craig-Myers, WR	-	-	17
Collin Hill, QB	2	6	10
Warren Jackson, WR	2	3	5
Trey McBride, TE	1	1	6
Marcus McElroy, RB	1	1	1
Nouredin Nouili, OL	1	-	1
Isiah Pannunzio, FB	-	-	1
Joctavis Phillips, OL	1	1	1
Adam Prentice, FB	1	-	13
E.J. Scott, WR	2	2	3
T.J. Stormont, OL	2	2	2
Jeff Taylor, OL	2	9	15
Barry Wesley, OL	2	14	14
Dante Wright, WR	2	2	2

DEFENSE

Player	2019	Streak	Career
Rashad Ajayi, CB	2	14	14
Jalen Bates, DE	2	2	12
Jan-Phillip Bombek, DE	-	-	2
Quinn Brinnon, S	-	-	1
Cam'Ron Carter, LB	1	1	2
Damion Dickens, DL	-	-	1
Tron Folsom, LB	2	2	25
Tywan Francis, S	-	-	1
Anthony Hawkins, DB	1	-	18
Jamal Hicks, S	2	10	19
Ellison Hubbard, DL	1	-	13
Dequan Jackson, LB	1	1	1
Manny Jones, DL	2	5	11
Toby McBride, DL	-	-	1
Max McDonald, LB	1	-	9
Andre Neal, CB	2	2	2
Dajon Owens, DB	-	-	2
Livingston Paogofie, DL	1	1	3
Devin Phillips, DL	2	2	12
Logan Stewart, DB	2	2	2
Trey Sutton, LB	-	-	3

Indicates player has started in every possible game of his career at CSU.

2019 MOUNTAIN WEST STANDINGS

MOUNTAIN

	Overall	MW
Air Force	1-0	0-0
Boise State	2-0	0-0
New Mexico	1-0	0-0
Wyoming	2-0	0-0
Colorado State	1-1	0-0
Utah State	1-1	0-0

WEST

	Overall	MW
Hawai'i	2-0	0-0
San Diego State	2-0	0-0
Nevada	1-1	0-0
San Jose State	1-1	0-0
UNLV	1-1	0-0
Fresno State	0-2	0-0

100/300 YARD GAMES UNDER BOBO

100-YARD RUSHING GAMES

#	Yds	Player (Career #)	Opponent	Date
1	118	Dalyn Dawkins	Colorado	9/19/15
2	143	Jasen Oden, Jr. (1)	UTSA	9/26/15
3	140	Dalyn Dawkins	Wyoming	11/7/15
4	151	Dalyn Dawkins	UNLV	11/14/15
5	140	Izzy Matthews	Fresno St.	11/28/15
6	125	Dalyn Dawkins	Utah St.	10/8/16
7	102	Dalyn Dawkins	AFA	11/12/16
8	127	Marvin Kinsey, Jr. (1)	UNM	11/19/16
9	107	Izzy Matthews	UNM	11/19/16
10	102	Dalyn Dawkins	UNM	11/19/16
11	104	Izzy Matthews	SDSU	11/26/16
12	103	Dalyn Dawkins	SDSU	11/26/16
13	118	Dalyn Dawkins	Idaho	12/22/16
14	130	Dalyn Dawkins	Hawai'i	9/30/17
15	121	Dalyn Dawkins	Utah St.	10/7/17
16	191	Dalyn Dawkins	Nevada	10/14/17
17	116	Izzy Matthews	UNM	10/20/17
18	143	Dalyn Dawkins	Air Force	10/28/17
19	154	Dalyn Dawkins	Wyoming	11/4/17
20	161	Dalyn Dawkins	Boise St.	11/11/17
21	138	Dalyn Dawkins (15)	San José St.	11/18/17
22	125	Izzy Matthews	San José St.	10/6/18
23	109	Izzy Matthews	Boise State	10/19/18
24	100	Izzy Matthews (7)	Utah State	11/17/18

100-YARD RECEIVING GAMES

#	Yds	Player	Opponent	Date
1	125	Rashard Higgins	Colorado	9/19/15
2	103	Rashard Higgins	UTSA	9/26/15
3	115	Rashard Higgins	Utah St.	10/3/15
4	102	Rashard Higgins	UNLV	11/14/15
5	140	Rashard Higgins	UNM	11/21/15
6	128	Rashard Higgins (6)	Nevada	12/29/15
7	140	Michael Gallup	Utah St.	10/8/16
8	126	Michael Gallup	Fresno St.	11/5/16
9	213	Michael Gallup	Air Force	11/12/16
10	116	Michael Gallup	UNM	11/19/16
11	139	Michael Gallup	SDSU	11/26/16
12	265	Olabisi Johnson	Idaho	12/22/16
13	108	Michael Gallup	Idaho	12/22/16
14	134	Michael Gallup	Oregon St.	8/26/17
15	103	Michael Gallup	ACU	9/9/17
16	212	Michael Gallup	Hawai'i	9/30/17
17	263	Michael Gallup	Nevada	10/14/17
18	161	Michael Gallup	Air Force	10/28/17
19	102	Michael Gallup (12)	Boise St.	11/11/2017
20	119	Olabisi Johnson	Marshall	12/16/17
21	188	Preston Williams	Hawai'i	8/25/18
22	157	Olabisi Johnson	Hawai'i	8/25/18
23	154	Preston Williams	Arkansas	9/8/18
24	107	Cameron Butler (1)	Arkansas	9/8/18
25	106	Preston Williams	Florida	9/15/18
26	107	Olabisi Johnson	Illinois State	9/22/18
27	154	Preston Williams	Boise State	10/19/18
28	105	Warren Jackson (1)	Boise State	10/19/18
29	126	Preston Williams	Wyoming	10/26/18
30	107	Olabisi Johnson (5)	Utah State	11/17/18
31	248	Preston Williams (6)	Air Force	11/22/18
32	111	Dante Wright (1)	W. Illinois	9/7/19

300-YARD PASSING GAMES

#	Yds	Player	Opponent	Date
1	310	Nick Stevens	Nevada	12/29/15
2	315	Collin Hill	UNC	9/17/16
3	370	Collin Hill	Wyoming	10/1/16
4	374	Nick Stevens	Air Force	11/12/16
5	445	Nick Stevens	Idaho	12/22/16
6	334	Nick Stevens	Oregon St.	8/26/17
7	309	Nick Stevens	Colorado	9/1/17
8	337	Nick Stevens	ACU	9/9/17
9	351	Nick Stevens	Hawai'i	9/30/17
10	384	Nick Stevens	Nevada	10/14/17
11	309	Nick Stevens	Boise St.	11/11/17
12	305	Nick Stevens	San José St.	11/18/17
13	320	Nick Stevens (11)	Marshall	12/17/17
14	537	K.J. Carta-Samuels	Hawai'i	8/25/18
15	389	K.J. Carta-Samuels	Arkansas	9/8/18
16	311	K.J. Carta-Samuels (3)	New Mexico	10/13/18
17	333	Collin Hill (3)	Wyoming	10/26/18
18	374	Collin Hill (4)	Colorado	8/30/19
19	367	Collin Hill (5)	W. Illinois	9/7/19

ACTIVE PLAYERS WITH 300/100 YARD GAMES

Type	Player	#
Rush	Marvin Kinsey	1
Rec.	Cameron Butler	1
Rec.	Warren Jackson	1
Rec.	Dante Wright	1
Pass	Collin Hill	5

NOTE EXPANDED

ECLIPSING 500 YARDS

Since 2015, Mike Bobo's first season as CSU's head coach, the Rams have tallied 500+ yards of total offense in 20 games.

That mark is good for 10th most nationally and is the most by any Mountain West Conference school.

2019 NOTEBOOK

CANVAS STADIUM

Canvas Stadium is the new name for Colorado State University's 41,000-capacity multipurpose stadium that opened on the school's Fort Collins campus in 2017. The newly re-branded Canvas Credit Union received naming rights to the facility through a \$37.7 million partnership agreement announced in April 2018. The agreement, which stands as one of the largest collegiate athletic venue naming agreements in history, was part of an ambitious re-branding initiative being undertaken by the previously branded Public Service Credit Union, under the direction of company President and CEO Todd Marksberry.

Canvas Credit Union is a not-for-profit, state-chartered, member-owned financial cooperative that has been in business since 1938. Today, the credit union has more than \$2.3 billion in assets and more than 238,000 members – and a mission to help individuals and families make better decisions and grow stronger financially. Learfield's Rams Sports Properties and their Campus+ business brokered the agreement as part of its ongoing support for Colorado State University athletics.

The \$220 million, 727,000-square-foot stadium proved immensely popular and attractive to fans in its inaugural season of 2017, and drew rave reviews from local and national media, as well national television networks that broadcast Colorado State's games to large audiences. The Rams set an all-time attendance record with a total of 192,369 fans and a per-game average of 32,062, representing a 16-percent attendance increase from 2016—eighth-highest in all of college football. Season ticket sales also reached an all-time high of 15,477, a 40-percent increase from the 2016 total of 11,054.

The return of CSU football games to campus from Hughes Stadium in 2017 brought the pageantry and celebration of Rams game days back to the heart of the university for the first time in 50 years, providing countless new engagement opportunities for the entire university. The stadium's design embraces Colorado's natural beauty, topography and visual connections to the Rocky Mountains from campus and ensures functionality for both game-day and non-game day usage.

The agreement with Canvas Credit Union combined with \$20 million given in 2016 to name Sonny Lubick Field brings the total naming rights revenues at Colorado State to \$57 million for the stadium. This compares favorably with the recently announced \$69 million United Airlines Memorial Coliseum at University of Southern California and the \$41 million Alaska Airlines Field at Husky Stadium at the University of Washington. The Colorado State agreement with Canvas Credit Union is for 15 years and includes annual escalator clauses for inflation, as well as a signing bonus, in recognition of the visibility and success of the stadium.



GAMES PLAYED CHART

OFFENSE

Player	2019	Streak	Career
John Blasco, Jr., OL	1	1	1
Scott Brooks, OL	2	10	11
Cameron Butler, TE	2	27	27
Nate Craig-Myers, WR	-	-	27
Brenden Fulton, WR	1	1	19
Nikko Hall, WR	1	-	10
Griffin Hammer, TE	-	-	6
Kyle Helbig, TE	2	2	2
Collin Hill, QB	2	7	17
Christian Hunter, RB	2	2	2
Ches Jackson, OL	1	1	3
Warren Jackson, WR	2	10	25
Marvin Kinsey, Jr., RB	2	2	36
Trey McBride, TE	2	14	14
Justice McCoy, QB	1	1	1
Ty McCullough, WR	2	2	2
Marcus McElroy, RB	1	1	19
Nouredin Nouili, OL	1	-	1
Patrick O'Brien, QB	1	1	4
Isiah Pannunzio, FB	2	2	14
Thomas Pannunzio, WR	2	4	11
Jocstavis Phillips, OL	2	2	14
Adam Prentice, FB	2	27	27
E.J. Scott, WR	2	6	12
T.J. Stormont, OL	2	2	2
Jeff Taylor, OL	2	16	35
Jaylen Thomas, RB	2	2	2
A'Jon Vivens, WR	-	-	4
Jadon Walker, WR	1	1	16
Barry Wesley, OL	2	14	14
Keith Williams, OL	2	2	4
Dante Wright, WR	2	2	2

DEFENSE

Player	2019	Streak	Career
Rashad Ajayi, CB	2	14	14
Keevan Bailey, CB	1	1	1
Jalen Bates, DE	2	2	21
Jan-Phillip Bombek, DE	2	13	13
Quinn Brannon, S	2	14	14
Tavian Brown, LB	1	1	1
Marshaun Cameron, DB	2	2	2
Cam'Ron Carter, LB	2	8	13
Brandon Crossley, DB	2	2	2
Christian Cumber, DB	2	2	3
Brandon Derrow, DL	2	2	6
Damion Dickens, DL	2	14	14
Tron Folsom, LB	2	2	40
Jamori Fox, DL	-	-	1
Tywan Francis, S	2	2	13
Troy Golden, LB	2	2	5
Jack Grauberger, LB	-	-	8
Anthony Hawkins, DB	2	40	40
Jamal Hicks, S	2	14	31
Ellison Hubbard, DL	2	27	27
Dequan Jackson, LB	2	5	12
Manny Jones, DL	2	5	24
Mohamed Kamara, LB	1	1	1
Malcolm Magee, S	2	2	5
Toby McBride, DL	2	2	19
Max McDonald, LB	2	2	25
Patrick Moody, LB	-	-	9
Andre Neal, DB	2	2	2
Dajon Owens, DB	2	5	13
Livingston Paogofie, DL	2	25	25
Devin Phillips, DL	2	2	13
Cian Quiroga, DL	1	1	1
Rushton Roberts, DL	1	1	1
Adonis Ruffan, DB	2	5	6
Logan Stewart, DB	2	2	2
Trey Sutton, LB	-	-	16

SPECIAL TEAMS

Player	2019	Streak	Career
Braxton Davis, K	2	2	43
Joe DeLine, P	2	2	3
Maxwell Poduska, K	2	2	2
Ross Reiter, LS	2	14	14
Ryan Stonehouse, P	2	27	27



2019 RAMS

NUMERICAL ROSTER		No.	NAME	POS.	HT	WT	CL	HOMETOWN/LAST SCHOOL
		47	David Aggrey	RB	5-9	200	r-Fr.-RS	Aurora, Colo. (Rangeview HS)
		4	Rashad Ajayi	CB	5-11	183	So.-1L	Fairburn, Ga. (Langston Hughes HS)
		63	Alex Azusenis	OL	6-4	304	Fr.-HS	Powell, Ohio (Olentangy Liberty HS)
1	Jalen Bates	25	Keevan Bailey	CB	5-11	172	Fr.-HS	Conyers, Ga. (Salem HS)
1	Jadon Walker	1	Jalen Bates	DE	6-4	254	r-Sr.-TR	Kaplan, La. (Arizona State)
2	Justice McCoy	3	Caleb Blake	S	5-10	187	Fr.-HS	Winter Haven, Fla. (Bishop Moore HS)
2	Dajon Owens	76	John Blasco, Jr.	OL	6-6	324	r-So.-SQ	Tacoma, Wash. (Stadium HS)
3	Caleb Blake	91	Jan-Phillip Bombek	DL	6-2	253	Sr.-1L	Hamburg, Germany (Hamburg HS)
3	E.J. Scott	8	Quinn Brinnon	S	5-11	205	So.-1L	Pleasanton, Calif. (Bishop O'Dowd HS)
4	Rashad Ajayi	64	Scott Brooks	OL	6-2	303	Jr.-1L	Moorpark, Calif. (Moorpark HS)
4	Nate Craig-Myers	55	Tavian Brown	LB	6-0	225	Fr.-HS	Demopolis, Ala. (Demopolis HS)
5	Dequan Jackson	16	Cameron Butler	TE	6-1	247	Jr.-2L	Columbia, S.C. (Ridge View HS)
5	Marvin Kinsey, Jr.	26	Marshaun Cameron	CB	5-8	181	Sr.-TR	Los Angeles, Calif. (Northern Colo.)
6	Malcolm Magee	95	Cayden Camper	K	6-5	205	Fr.-HS	Pueblo, Colo. (Pueblo County HS)
7	Jamal Hicks	12	Cam'ron Carter	LB	6-0	221	So.-1L	Tucker, Ga. (Tucker HS)
8	Quinn Brinnon	4	Nate Craig-Myers	WR	6-2	202	Jr.-TR	Dade City, Fla. (Auburn)
9	Warren Jackson	50	Kyle Crooks	LB	6-1	210	r-Jr.-RS	Castle Rock, Colo. (Douglas County HS)
10	Tywan Francis	15	Brandon Crossley	CB	5-10	173	Fr.-HS	Dallas, Texas. (Bowie HS)
10	Aaron Syverson	52	Aidan Cullen	DE	6-4	244	Fr.-HS	Monument, Colo. (Palmer Ridge HS)
11	Andre Neal	17	Christian Cumber	CB	5-11	191	r-So.-SQ	Denver, Colo. (J.K. Mullen HS)
12	Cam'ron Carter	83	Braxton Davis	K	5-11	180	r-Sr.-3L	Fort Collins, Colo. (Poudre HS)
12	Patrick O'Brien	35	Joe DeLine	K	5-11	202r	r-Jr.-SQ	Steamboat Springs, Colo. (Steam.Sp. HS)
13	Judd Erickson	54	Brandon Darrow	DE	6-3	259	r-Fr.-RS	Columbus, Ohio (St. Francis De Sales HS)
13	Jeremiah Pruitte	99	Damion Dickens	DE	6-1	264	Sr.-1L	Lexington, Miss. (Copiah-Lincoln CCC)
13	Trey Sutton	27	Dylan Emery	S	6-0	198	Fr.-HS	The Colony, Texas. (Valor Christian HS)
14	Anthony Hawkins	13	Judd Erickson	QB	6-3	221	r-So.-SQ	Highlands Ranch, Colo. (Mountain Vista HS)
15	Brandon Crossley	66	Kieran Firment	OL	6-3	312	r-So.-SQ	Oakdale, Pa. (West Allegheny HS)
15	Collin Hill	24	Tron Folsom	LB	6-1	211	Sr.-TR	Alma, Ga. (Troy)
16	Cameron Butler	90	Jamori Fox	DL	6-0	289	r-Jr.-TR	Marietta, Ga. (Ellsworth CC)
17	Christian Cumber	10	Tywan Francis	S	5-10	194	So.-1L	New Orleans, La. (Landry-Walker HS)
19	Xavier Goldsmith	23	Brenden Fulton	WR	5-9	190	r-Sr.-2L	Greeley, Colo. (Northridge HS)
19	Jaylen Hearst	34	Anthony Giusti	LB	6-0	221	r-Sr.-1L	Novato, Calif. (City College of San Francisco)
20	A'Jon Vivens	43	Troy Golden	LB	6-1	214	r-Fr.-RS	Orlando, Fla. (Olympia HS)
22	Dante Wright	19	Xavier Goldsmith	CB	5-7	159	Fr.-HS	Detroit, Mich. (Harrison HS)
23	Brenden Fulton	37	Anthony Grassi	WR	5-7	189	r-So.-RS	Colorado Springs, Colo. (Palmer HS)
23	Mikell Harvey	30	Jack Grauberger	LB	6-0	205	r-Jr.-1L	Fort Collins, Colo. (Fort Collins HS)
24	Tron Folsom	35	Joshua Griffin	RB	5-10	194	Jr.-SQ	Houston, Texas. (Ross Shaw Sterling HS)
25	Keevan Bailey	80	Nikko Hall	WR	6-0	181	So.-1L	Calabasas, Calif. (Calabasas HS)
26	Marshaun Cameron	88	Griffin Hammer	TE	6-4	235	r-So.-SQ	South Elgin, Ill. (St. Charles North)
26	Logan Ludwig	23	Mikell Harvey	CB	5-8	160	r-Fr.-RS	Slidell, La. (Northshore HS)
27	Dylan Emery	14	Anthony Hawkins	CB	5-10	201	Sr.-3L	Arlington, Texas. (Bowie HS)
27	Jaylen Thomas	19	Jaylen Hearst	WR	6-0	194	Fr.-HS	Fort Worth, Texas. (Fossil Ridge HS)
28	Christian Hunter	89	Kyle Helbig	TE	6-3	253	Fr.-HS	Broomfield, Colo. (Holy Family HS)
29	Tyreese Jackson	7	Jamal Hicks	S	6-0	203	Sr.-3L	Gardena, Calif. (Narbonne HS)
30	Jack Grauberger	15	Collin Hill	QB	6-4	227	r-Jr.-2L	Moore, S.C. (Dorman HS)
31	Ryan Lynch	49	Dylan Holt	WR	6-2	210	Jr.-TR	Denver, Colo. (Pima CC)
32	Marcus McElroy	62	Blake Householder	OL	5-11	272	r-Fr.-RS	Missouri City, Texas. (Dulles HS)
33	Emmanuel Jones	98	Ellison Hubbard	DL	6-0	286	Jr.-2L	Loganville, Ga. (Grayson HS)
34	Anthony Giusti	28	Christian Hunter	RB	5-10	198	Fr.-HS	Fontana, Calif. (Kaiser HS)
34	Hunter Williams	5	Dequan Jackson	LB	6-1	228	So.-1L	Jacksonville, Fla. (Robert E. Lee HS)
35	Joe DeLine	56	Ches Jackson	OL	6-4	294	r-Fr.-RS	Tifton, Ga. (Tift County HS)
35	Joshua Griffin	29	Tyreese Jackson	RB	6-0	207	Fr.-HS	Jeanerette, La. (Westgate HS)
37	Logan Stewart	9	Warren Jackson	WR	6-6	218	Jr.-2L	Mission Hills, Calif. (Bishop Alemany HS)
37	Anthony Grassi	71	Jeff Taylor	OL	6-0	307	Sr.-3L	Jonesboro, Ga. (Jonesboro HS)
38	Adonis Rufran	33	Emmanuel Jones	DE	6-3	269	Jr.-2L	Cartersville, Ga. (Woodland HS)
39	Thomas Pannunzio	42	Mohamed Kamara	LB	6-2	236	Fr.-HS	Newark, N.J. (Central HS)
40	Corte Tapia	5	Marvin Kinsey, Jr.	RB	6-0	211	Sr.-3L	Atlanta, Ga. (Riverwood HS)
41	Ryan Stonehouse	65	Luis Lebron	OL	6-3	322	r-So.-SQ	Jacksonville, Fla. (Sandalwood HS)
42	Mohamed Kamara	26	Logan Ludwig	WR	5-10	187	r-Fr.-RS	Littleton, Colo. (ThunderRidge HS)
43	Troy Golden	31	Ryan Lynch	WR	6-1	187	r-Fr.-RS	Louisville, Colo. (Legacy HS)
44	Max McDonald	6	Malcolm Magee	S	6-0	193	r-Fr.-RS	Collins, Miss. (Ocean Springs HS)
		97	Toby McBride	DL	6-2	277	r-Jr.-1L	Fort Morgan, Colo. (Fort Morgan HS)
		85	Trey McBride	TE	6-4	258	So.-1L	Fort Morgan, Colo. (Fort Morgan HS)
		60	Florian McCann	OL	6-3	303	r-Fr.-RS	Denver, Colo. (Mullen HS)
		2	Justice McCoy	QB	6-1	207	r-So.-SQ	New Orleans, La. (Saint Augustine HS)
		81	Ty McCullough	WR	5-11	173	Fr.-HS	Moreno Valley, Calif. (Rancho Verde HS)

2019 RAMS

44	Max McDonald	LB	6-0	239	r-Jr.-1L	Fort Collins, Colo. (Rocky Mountain HS)
83	Chris McEahern	WR	5-10	184	Fr.-HS	Arvada, Colo. (Arvada West HS)
32	Marcus McElroy	RB	5-11	228	Jr.-1L	Denver, Colo. (J.K. Mullen HS)
51	Patrick Moody	LB	6-1	224	r-So.-RS	Vero Beach, Fla. (Vero Beach Senior HS)
11	Andre Neal	CB	6-0	196	Sr.-TR	Baltimore, Md. (College of San Mateo)
73	Nouredin Nouili	OL	6-3	295	Fr.-HS	Frankfurt, Germany. (Norris HS)
12	Patrick O'Brien	QB	6-4	240	r-Jr.-SQ	San Juan Capistrano, Calif. (Nebraska)
2	Dajon Owens	CB	6-0	185	Jr.-1L	Los Angeles, Calif. (Long Beach City College)
82	Isiah Pannunzio	FB	6-1	236	r-Jr.-2L	Pueblo, Colo. (Pueblo South HS)
39	Thomas Pannunzio	WR	5-8	163	So.-1L	Aurora, Colo. (Pueblo South HS)
92	Livingston Paogofie	DL	6-1	269	Jr.-2L	Arlington, Texas (Bowie HS)
74	Cade Perram	OL	6-3	285	Fr.-HS	Crestwood, Ky. (Saint Xavier HS)
94	Devin Phillips	DL	6-1	311	So.-1L	Monroe, La. (Neville HS)
70	Joctavis Phillips	OL	6-4	329	r-So.-RS	West Monroe, La. (Neville HS)
53	Cade Plath	LB	5-11	220	Fr.-HS	Chanhassen, Minn. (Chanhassen HS)
90	Max Poduska	K	6-0	185	r-Fr.-TR	Fort Collins, Colo. (Kansas State)
46	Adam Prentice	FB	6-0	243	r-Jr.-2L	Fresno, Calif. (Clovis HS)
13	Jeremiah Pruitte	WR	6-5	206	Fr.-HS	Marietta, Ga. (Wheeler HS)
96	Cian Quiroga	DE	6-1	240	Fr.-HS	Denver, Colo. (Valor Christian HS)
86	Ross Reiter	LS	5-11	231	So.-1L	Phoenix, Ariz. (Brophy College Prep)
56	Rushton Roberts	DE	6-4	239	r-Fr.-RS	Jacksonville, Fla. (The Bolles School)
38	Adonis Rufran	CB	5-8	173	r-So.-SQ	Colorado Springs, Colo. (Palmer HS)
87	Ryan Sayre	WR	6-1	204	r-So.-TR	Castle Rock, Colo. (Chadron State)
3	E.J. Scott	WR	6-1	194	r-So.-RS	Powder Springs, Ga. (McEachern HS)
86	Maxx Shapiro	TE	6-0	227	r-So.-RS	Claremont, Calif. (Claremont HS)
57	Kavasz Sherard	OL	6-4	303	r-Fr.-RS	Anderson, S.C. (T.L. Hanna HS)
78	Stevie Sifuentes	OL	6-1	283	Fr.-HS	Abilene, Texas (Abilene HS)
45	Jacob Stanton	LB	6-0	224	r-Fr.-RS	Thornton, Colo. (Chaparral HS)
37	Logan Stewart	S	6-0	214	r-Jr.-RS	Loveland, Colo. (Mountain View HS)
41	Ryan Stonehouse	P	5-9	171	Jr.-2L	La Verne, Calif. (Mater Dei HS)
72	T.J. Storment	OL	6-7	325	r-Jr.-TR	Statesville, N.C. (Fullerton College)
13	Trey Sutton	LB	5-11	237	r-Jr.-1L	Miami, Fla. (Westminster Christian HS)
10	Aaron Syverson	QB	5-11	188	Fr.-HS	Minnetonka, Minn. (Minnetonka HS)
40	Corte Tapia	FB	6-1	237	r-So.-SQ	Windsor, Colo. (Windsor HS)
27	Jaylen Thomas	RB	5-10	214	Fr.-HS	Colorado Springs, Colo. (Vista Ridge HS)
20	A'Jon Vivens	WR	5-11	198	So.-SQ	Denver, Colo. (Mullen HS)
97	Huck Vollmar	LS	6-2	209	r-Fr.-RS	Colorado Springs, Colo. (Air Academy HS)
1	Jadon Walker	WR	6-0	190	r-So.-SQ	Lithia Springs, Ga. (Chapel Hills HS)
69	Barry Wesley	OL	6-6	305	r-So.-1L	Morrison, Colo. (Bear Creek HS)
77	Keith Williams	OL	6-7	310	r-Jr.-SQ	Baltimore, Md. (Independence CC)
34	Hunter Williams	RB	5-7	184	r-Fr.-RS	Frisco, Texas. (Frisco Centennial HS)
84	Gary Williams	TE	6-1	235	r-Fr.-RS	Charlotte, N.C. (Zebulon B. Vance S)
22	Dante Wright	WR	5-8	168	Fr.-HS	Navarre, Fla. (Navarre HS)

NUMERICAL ROSTER

45	Jacob Stanton	LB
46	Adam Prentice	FB
47	David Aggrey	RB
49	Dylan Holt	WR
50	Kyle Crooks	LB
51	Patrick Moody	LB
52	Aidan Cullen	DE
53	Cade Plath	LB
54	Brandon Darrow	DE
55	Tavian Brown	LB
56	Ches Jackson	OL
56	Rushton Roberts	DE
57	Kavasz Sherard	OL
60	Florian McCann	OL
62	Blake Householder	OL
63	Alex Azusenis	OL
64	Scott Brooks	OL
65	Luis Lebron	OL
66	Kieran Firment	OL
69	Barry Wesley	OL
70	Joctavis Phillips	OL
71	Jeff Taylor	OL
72	T.J. Storment	OL
73	Nouredin Nouili	OL
74	Cade Perram	OL
76	John Blasco, Jr.	OL
77	Keith Williams	OL
78	Stevie Sifuentes	OL
80	Nikko Hall	WR
81	Ty McCullouch	WR
82	Isiah Pannunzio	FB
83	Braxton Davis	K
83	Chris McEahern	WR
84	Gary Williams	TE
85	Trey McBride	TE
86	Ross Reiter	LS
86	Maxx Shapiro	TE
87	Ryan Sayre	WR
88	Griffin Hammer	TE
89	Kyle Helbig	TE
90	Jamori Fox	DL
90	Max Poduska	K
91	Jan-Phillip Bombek	DL
92	Livingston Paogofie	DL
94	Devin Phillips	DL
95	Cayden Camper	K
96	Cian Quiroga	DE
97	Toby McBride	DL
97	Huck Vollmar	LS
98	Ellison Hubbard	DL
99	Damion Dickens	DE

WHAT RETURNS...

Offense	
Rushing Yards	45.8%
Passing Yards	38.2%
Receiving Yards	36.5%
Scoring	24.8%
Defense	
Tackles	56.5%
Tackles for Loss	58.2%
Sacks	60.0%
Interceptions	28.6%
Fumbles Forced ..	80.0%
Special Teams	
Field Goals	0.0%
Extra Points	0.0%
Punting Yards	100%
PR Yards	10.9%
KOR Yards	70.9%

Offensive Starts Returning

TE Cameron Butler	17
OL Jeff Taylor	13
OL Barry Wesley	12
FB Adam Prentice	12
QB Collin Hill	8
TE Trey McBride	5
WR Warren Jackson	3
FB Isiah Pannunzio	1
WR E.J. Scott	1

Defensive Starts Returning

S Jamal Hicks	18
CB Anthony Hawkins	17
CB Rashad Ajayi	12
DL Ellison Hubbard	12
DL Devin Phillips	10
DL Manny Jones	9
LB Max McDonald	8
LB Trey Sutton	3
CB Dajon Owens	2
DL Livingston Paogofie	2
DL Jan-Phillip Bombek	2
DL Toby McBride	1
LB Cam/Ron Carter	1
DL Damion Dickens	1
S Tywan Francis	1
S Quinn Brannon	1

Specialist Starts Returning

P Ryan Stonehouse	25
LS Ross Reiter	12



Experience BREAKDOWN

OFFENSE RETURNING LETTERMEN (16)

Quarterbacks (1) Collin Hill	Wide Receivers (5) Brenden Fulton Nikko Hall Warren Jackson Thomas Pannunzio E.J. Scott
Backs (3) Marvin Kinsey, Jr. Marcus McElroy Adam Prentice	Offensive Line (4) Scott Brooks Joctavis Phillips Jeff Taylor Barry Wesley
Tight Ends (3) Cameron Butler Trey McBride Isiah Pannunzio	

DEFENSE RETURNING LETTERMEN (18)

Defensive Line (6) Jan-Phillip Bombek Damion Dickens Ellison Hubbard Manny Jones Livingston Paogofie Devin Phillips	Linebackers (6) Cam'Ron Carter Tanner Clem Anthony Giusti Jack Grauberger Dequan Jackson Trey Sutton	Secondary (6) Rashad Ajayi Quinn Brannon Tywan Francis Anthony Hawkins Jamal Hicks Dajon Owens
--	---	---

SPECIALISTS (2)

Ross Reiter, LS
Ryan Stonehouse, P

RETURNING CAREER CONSECUTIVE AND TOTAL STARTS

OFFENSE/SPEC.	Yr.	Total Starts	Consec. Starts	---Starts by Year---			
				2019	2018	2017	2016
Cameron Butler, TE	Jr.	18	-	1	10	7	0
Jeff Taylor, OL	Sr.	15	7	2	10	3	0
Barry Wesley, OL	So.	14	14	2	12	0	0
Adam Prentice, FB	Jr.	13	-	1	6	6	0
Collin Hill, QB	Jr.	10	6	2	4	0	4
Trey McBride, TE	So.	6	1	1	5	0	0
Warren Jackson, WR	Jr.	5	3	2	3	0	0
E.J. Scott, WR	So.	3	2	2	1	0	0
Scott Brooks, OL	Jr.	2	2	2	0	0	0
T.J. Storum, OL	Jr.	2	2	2	0	0	0
Dante Wright, WR	Fr.	2	2	2	0	0	0
Marcus McElroy, RB	Jr.	1	1	1	0	0	0
Joctavis Phillips, OL	So.	1	1	1	0	0	0
Nouredin Nouili, OL	Fr.	1	-	1	0	0	0
Isiah Pannunzio, FB	Jr.	1	-	0	1	0	0

DEFENSE	Yr.	Total Starts	Consec. Starts	---Starts by Year---			
				2019	2018	2017	2016
Jamal Hicks, S	Sr.	20	2	2	9	4	5
Anthony Hawkins, CB	Sr.	18	-	1	4	9	4
Rashad Ajayi, CB	So.	14	14	2	12	0	0
Ellison Hubbard, DL	Jr.	13	-	1	12	0	0
Devin Phillips, DL	So.	12	2	2	10	0	0
Manny Jones, DL	Jr.	11	5	2	8	1	0
Max McDonald, LB	Jr.	9	-	1	0	8	0
Trey Sutton, LB	Jr.	3	-	0	3	0	0
Dajon Owens, CB	Jr.	2	-	0	2	0	0
Livingston Paogofie, DL	Jr.	3	1	1	2	0	0
Jalen Bates, DL	Sr.	2	2	2	0	0	0
Tron Folsom, LB	Sr.	2	2	2	0	0	0
Andre Neal, DB	Sr.	2	2	2	0	0	0
Logan Stewart, DB	Jr.	2	2	2	0	0	0
Cam'ron Carter, LB	So.	2	1	1	1	0	0
Jan-Phillip Bombek, DE	Sr.	2	-	0	2	0	0
Dequan Jackson, LB	So.	1	1	1	0	0	0
Toby McBride, DL	Jr.	1	-	0	0	0	1
Damion Dickens, DL	Sr.	1	-	0	1	0	0
Tywan Francis, S	So.	1	-	0	1	0	0
Quinn Brannon, S	So.	1	-	0	1	0	0

GAME-OPENING DRIVES

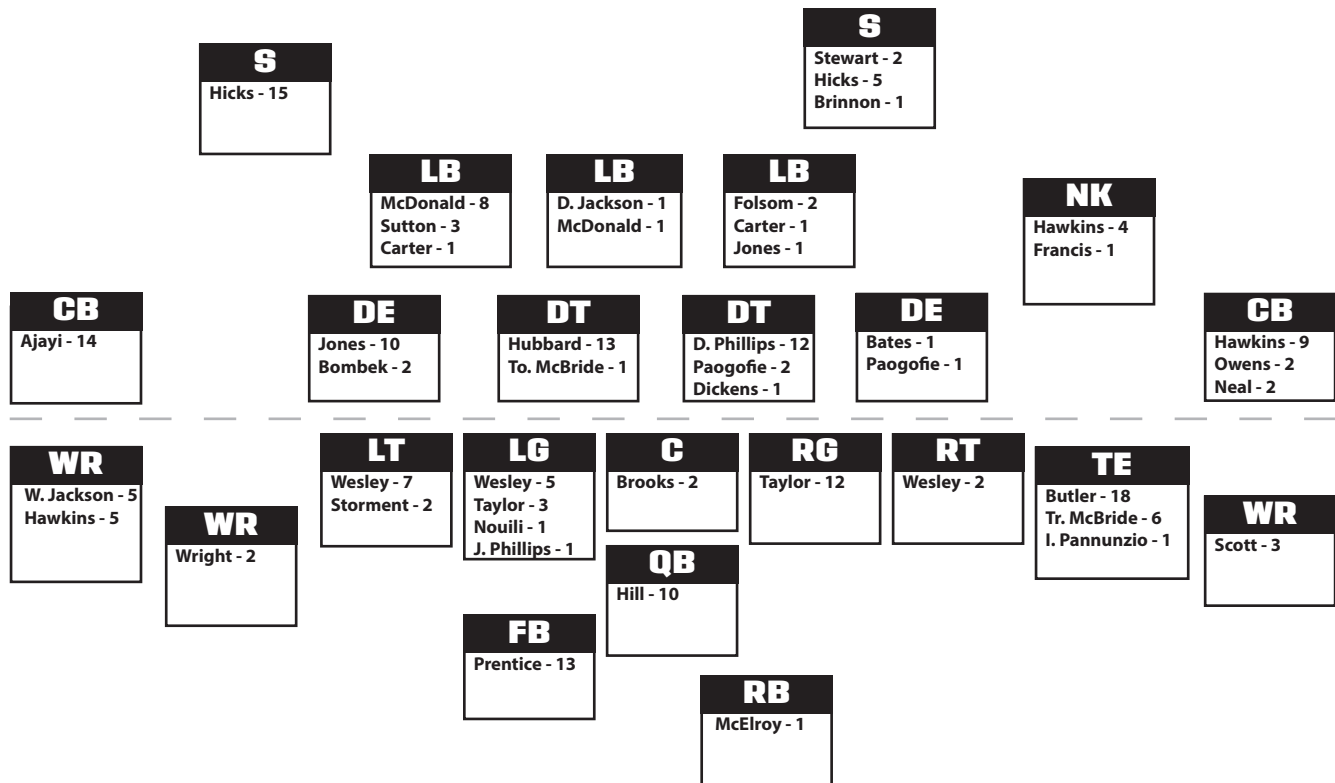
	-----CSU-----				-----OPP-----			
	Plays	Yds.	TOP	Result	Plays	Yds.	TOP	Result
vs. Colorado	6	80	2:41	TD	10	75	5:30	TD
Western Illinois	1	75	0:10	TD	6	19	3:05	Punt
at Arkansas								
Toledo								
at Utah State								
San Diego State								
at New Mexico								
at Fresno State								
UNLV								
Air Force								
at Wyoming								
Boise State								

SECOND HALF-OPENING DRIVES

	-----CSU-----				-----OPP-----			
	Plays	Yds.	TOP	Result	Plays	Yds.	TOP	Result
vs. Colorado	1	2	0:19	Fumble	3	27	0:54	TD
Western Illinois	4	49	1:30	TD	9	24	4:45	Downs
at Arkansas								
Toledo								
at Utah State								
San Diego State								
at New Mexico								
at Fresno State								
UNLV								
Air Force								
at Wyoming								
Boise State								



Position STARTS



OFFENSIVE GAME-BY-GAME STARTERS

OPPONENT	QB	RB	WR	WR	TE	LT	LG	C	RG	RT	11
vs. Colorado	Hill	Prentice (FB)	W. Jackson	Wright	Butler	Storment	Nouili	Brooks	Taylor	Wesley	Scott (WR)
Western Illinois	Hill	McElroy	W. Jackson	Wright	Tr. McBride	Storment	J. Phillips	Brooks	Taylor	Wesley	Scott (WR)
at Arkansas											
Toledo											
at Utah State											
San Diego State											
at New Mexico											
at Fresno State											
UNLV											
Air Force											
at Wyoming											
Boise State											

DEFENSIVE GAME-BY-GAME STARTERS

OPPONENT	DE	DT	DT	DE	LB	LB	CB	S	S	CB	11
vs. Colorado	Bates	Hubbard	D. Phillips	Jones	McDonald	Folsom	Ajayi	Stewart	Hicks	Neal	Hawkins (NK)
Western Illinois	Bates	Paogofia	D. Phillips	Jones	D. Jackson	Folsom	Ajayi	Stewart	Hicks	Neal	Carter (LB)
at Arkansas											
Toledo											
at Utah State											
San Diego State											
at New Mexico											
at Fresno State											
UNLV											
Air Force											
at Wyoming											
Boise State											



Explosive PLAYS

Yds	Type	Player	Opp.	Qtr.
77	Pass	Kinsey Jr./Hill	WIU	1*
75	Pass	Wright/Hill	WIU	1*
41	Run	Wright	CU	2*
40	Pass	Scott/Hill	WIU	2
39	Pass	Wright/Hill	CU	1*
33	Run	Wright	WIU	3*
31	Pass	Kinsey Jr./Hill	CU	1
29	Pass	W. Jackson/Hill	CU	3
29	Pass	McCullouch/O'Brien	WIU	4
24	Run	Kinsey Jr.	WIU	1
22	Pass	Tr. McBride/Hill	CU	2
20	PR	Wright	WIU	2
18	Run	McElroy	WIU	4
15	Run	Collin Hill	CU	4
13	Run	Kinsey Jr.	WIU	1

* Indicates a touchdown-scoring play

BY TYPE (TOUCHDOWNS)

Passing	8 (3)
Rushing	6 (2)
Defensive Return	0
Kickoff Return (30+)	0
Punt Return (15+)	1
TOTALS	15 (5)

BY GAME

vs. Colorado	6 (2)
Western Illinois	8 (3)
at Arkansas	-
Toledo	-
at Utah State	-
San Diego State	-
at New Mexico	-
at Fresno State	-
UNLV	-
Air Force	-
at Wyoming	-
Boise State	-

BY QUARTER

1st	6
2nd	4
3rd	2
4th	3

PASSING

Collin Hill	7 (3)
Patrick O'Brien	1

RECEIVING

Dante Wright	2 (2)
Marvin Kinsey Jr.	2 (1)
E.J. Scott	1
Warren Jackson	1
Ty McCullouch	1
Trey McBride	1

RUSHING

Dante Wright	2 (2)
Marvin Kinsey Jr.	2
Marcus McElroy	1
Collin Hill	1

DEFENSIVE RETURN

KICK RETURN (30+)

PUNT RETURN (15+)

Dante Wright	1
--------------	---

GAME-BY-GAME NOTABLES

Opponent	Captains	Coin Toss	Kick or Receive	First Poss.	Game Time	Game Length	Helmet Style	Jersey Color	Pants Color	Game Result
vs. Colorado	Prentice, Hicks, To. McBride, W. Jackson	Lost	Kick	TD	8:47	3:19	Green	White	Green	L, 31-52
Western Illinois	Prentice, Hicks, Jones, W. Jackson	Lost	Receive	TD	2:05	3:20	Green	Green	Gold	W, 38-13
at Arkansas										
Toledo										
at Utah State										
San Diego State										
at New Mexico										
at Fresno State										
UNLV										
Air Force										
at Wyoming										
Boise State										



Big Play BREAKDOWN

TURNOVERS

Opponent	Forced by CSU			Pts Off	Pts. Off Margin	Forced by Opponent			Pts Off
	Fum	INT	Tot			Fum	INT	Tot	
vs. Colorado	0	0	0	0	-17	2	2	4	17
Western Illinois	1	0	1	0	-3	2	0	2	3
at Arkansas	-	-	-	-	-	-	-	-	-
Toledo	-	-	-	-	-	-	-	-	-
at Utah State	-	-	-	-	-	-	-	-	-
San Diego State	-	-	-	-	-	-	-	-	-
at New Mexico	-	-	-	-	-	-	-	-	-
at Fresno State	-	-	-	-	-	-	-	-	-
UNLV	-	-	-	-	-	-	-	-	-
Air Force	-	-	-	-	-	-	-	-	-
at Wyoming	-	-	-	-	-	-	-	-	-
Boise State	-	-	-	-	-	-	-	-	-
TOTAL	1	0	1	0	-20	4	2	6	20

CSU BIG PLAYS

Opponent	Rushing				Passing				Special Teams		Defensive Plays	
	15-19	20-29	30-39	40+	20-29	30-39	40-49	50+	Block	Ret. TD	INT	TD
vs. Colorado	1	0	0	1	2	2	0	0	0	0	0	0
Western Illinois	1	1	1	0	1	0	1	2	0	0	0	0
at Arkansas	-	-	-	-	-	-	-	-	-	-	-	-
Toledo	-	-	-	-	-	-	-	-	-	-	-	-
at Utah State	-	-	-	-	-	-	-	-	-	-	-	-
San Diego State	-	-	-	-	-	-	-	-	-	-	-	-
at New Mexico	-	-	-	-	-	-	-	-	-	-	-	-
at Fresno State	-	-	-	-	-	-	-	-	-	-	-	-
UNLV	-	-	-	-	-	-	-	-	-	-	-	-
Air Force	-	-	-	-	-	-	-	-	-	-	-	-
at Wyoming	-	-	-	-	-	-	-	-	-	-	-	-
Boise State	-	-	-	-	-	-	-	-	-	-	-	-
TOTAL	2	1	1	1	3	2	1	2	0	0	0	0

OPPONENT BIG PLAYS

Opponent	Rushing				Passing				Special Teams		Defensive Plays	
	15-19	20-29	30-39	40+	20-29	30-39	40-49	50+	Block	Ret. TD	INT	TD
vs. Colorado	1	2	1	0	4	1	0	0	0	0	2	1
Western Illinois	0	0	0	1	1	1	0	0	0	0	0	0
at Arkansas	-	-	-	-	-	-	-	-	-	-	-	-
Toledo	-	-	-	-	-	-	-	-	-	-	-	-
at Utah State	-	-	-	-	-	-	-	-	-	-	-	-
San Diego State	-	-	-	-	-	-	-	-	-	-	-	-
at New Mexico	-	-	-	-	-	-	-	-	-	-	-	-
at Fresno State	-	-	-	-	-	-	-	-	-	-	-	-
UNLV	-	-	-	-	-	-	-	-	-	-	-	-
Air Force	-	-	-	-	-	-	-	-	-	-	-	-
at Wyoming	-	-	-	-	-	-	-	-	-	-	-	-
Boise State	-	-	-	-	-	-	-	-	-	-	-	-
TOTAL	1	2	1	1	5	2	0	0	0	0	2	1

SCORING DRIVES

Opponent	No.	Plays	Yards	Time	TD Drives	Plays	Yards	Time
vs. Colorado	5	41	378	4:12	4	30	322	3:42
Western Illinois	6	31	354	2:27	5	23	318	2:03
at Arkansas	-	-	-	-	-	-	-	-
Toledo	-	-	-	-	-	-	-	-
at Utah State	-	-	-	-	-	-	-	-
San Diego State	-	-	-	-	-	-	-	-
at New Mexico	-	-	-	-	-	-	-	-
at Fresno State	-	-	-	-	-	-	-	-
UNLV	-	-	-	-	-	-	-	-
Air Force	-	-	-	-	-	-	-	-
at Wyoming	-	-	-	-	-	-	-	-
Boise State	-	-	-	-	-	-	-	-
AVERAGE	5.5	36	366	3:19	4.5	26.5	320	2:52



The Last Time A RAM...

PASSING

Pass Yards

Stat	Individual	Total	Opponent	Date
500+	K.J. Carta-Samuels	537	Hawai'i	8/25/18
450+	K.J. Carta-Samuels	537	Hawai'i	8/25/18
400+	K.J. Carta-Samuels	537	Hawai'i	8/25/18
350+	Collin Hill	367	W. Illinois	9/7/19
300+	Collin Hill	367	W. Illinois	9/7/19

Touchdown Passes

Stat	Individual	Total	Opponent	Date
6	Mark Driscoll	6	Nevada	10/19/74
5	K.J. Carta-Samuels	5	Hawai'i	8/25/18
4	Collin Hill	4	W. Illinois	9/7/19

Pass Attempts

Stat	Individual	Total	Opponent	Date
50+	Collin Hill	54	Wyoming	10/26/18
40+	Collin Hill	47	Colorado	8/30/19
30+	Collin Hill	32	W. Illinois	9/7/19

Pass Completions

Stat	Individual	Total	Opponent	Date
35+	Garrett Grayson	36	Boise St.	9/6/14
30+	Collin Hill	31	Colorado	8/30/19
25+	Collin Hill	25	W. Illinois	9/7/19

Completion Pct. (Min. 15 Attempts)

Stat	Individual	Total	Opponent	Date
85%+	Garrett Grayson	18-21	Wyoming	10/25/14
80%+	Nick Stevens	26-32	SJSU	11/18/17
75%+	Collin Hill	25-32	W. Illinois	9/7/19

RECEIVING

Receiving Yards

Stat	Individual	Total	Opponent	Date
250+	Michael Gallup	263	vs. Nevada	10/14/17
200+	Preston Williams	248	at AFA	11/22/18
150+	Preston Williams	248	at AFA	11/22/18

Touchdown Receptions

Stat	Individual	Total	Opponent	Date
4	Rashard Higgins	4	Tulsa	10/4/14
3	Preston Williams	3	at AFA	11/22/18

Receptions

Stat	Individual	Total	Opponent	Date
14+	Jeff Champine	14	New Mexico	10/29/83
12+	Preston Williams	12	at AFA	11/22/18
10+	Preston Williams	12	at AFA	11/22/18

Long Reception

Stat	Individual	Total	Opponent	Date
90+	Ron Harris	94	UNC	9/24/77
80+	Damon Morton	83	at UNLV	10/20/07
70+	Marvin Kinsey Jr.	77	W. Illinois	9/7/19

Two Players with 100+ Receiving Yards

Preston Williams (154) & Warren Jackson (105) at Boise State, 10/19/18

RUSHING

Rushing Yards

Stat	Individual	Total	Opponent	Date
300+	Kapri Bibbs	312	Nevada	11/9/13
250+	Kapri Bibbs	312	Nevada	11/9/13
200+	Dee Hart	230	New Mexico	11/22/14
150+	Dalyn Dawkins	161	Boise St.	11/11/17

Rush Attempts

Stat	Individual	Total	Opponent	Date
40+	Kyle Bell	40	vs. CU	9/1/07
35+	Kapri Bibbs	38	at New Mexico	11/16/13
30+	Dalyn Dawkins	32	Boise St.	11/11/17

Rush Touchdowns

Stat	Individual	Total	Opponent	Date
6	Kapri Bibbs	6	at New Mexico	11/16/13
5	Dee Hart	5	New Mexico	11/22/14
4	Dee Hart	5	New Mexico	11/22/14
3	Dee Hart	5	New Mexico	11/22/14

Long Rush

Stat	Individual	Total	Opponent	Date
80+	Kapri Bibbs	85	Nevada	11/9/13
50+	Izzy Matthews	56	at Boise St	10/19/18

Two Players Rush for 100+ Yards

Izzy Matthews (104) and Dalyn Dawkins (103) at San Diego State, 11/26/16

Three Players Rush for 100+ Yards

Karvin Kinsey, Jr. (127), Izzy Matthews (107) and Dalyn Dawkins (102), New Mexico, 11/19/16

DEFENSE

Tackles

Stat	Individual	Total	Opponent	Date
25+	Eric Tippeconnic	27	at Arkansas	9/29/90
20+	Adam Lancisero	20	at Utah	11/6/04
15+	Tre Thomas	18	at AFA	11/22/18
	Josh Watson	17	at AFA	11/22/18

Sacks

Stat	Individual	Total	Opponent	Date
4+	Guy Miller	4.5	UNLV	10/16/10
3+	Jan-Philip Bombek	3.0	SJSU	10/6/18

Five Players Record A Sack

J. Buys (1.0), E. Hubbard (1.0), R. King (1.0), T. McBride (1.0), T. Thomas (1.0), vs. Colorado, 9/1/17

Interception Returned for TD...

Rashad Ajayi (55 yds), SJSU, 10/6/18

Fumble Returned for TD...

Kevin Davis (0 yds), Savannah State, 9/5/15

Forced Safety...

[Team], UTSA, 9/26/15

TEAM

Total Offense

Stat	Total	Opponent	Date
650+	653	Hawai'i	8/25/18
600+	653	Hawai'i	8/25/18
550+	585	W. Illinois	9/7/19
500+	585	W. Illinois	9/7/19

Points Scored

Stat	Total	Opponent	Date
70+	76	at UTEP	10/27/73
60+	63	at SDSU	11/26/16
50+	52	Boise State	11/11/17
40+	42	SJSU	11/18/17

Offensive Plays

Stat	Total	Yards	Opponent	Date
100+	109	626	Boise State	11/2/13
90+	95	570	Boise State	11/11/17
80+	83	423	New Mexico	10/13/18

Yards Per Play

Stat	Total	Opponent	Date
10.0+	10.3	at Hawai'i	9/30/17
9.0+	10.3	at Hawai'i	9/30/17
8.0+	8.5	W. Illinois	9/7/19

Passes Intercepted

Stat	Total	Opponent	Date
6	6	West Virginia	11/18/78
5	5	at New Mexico	11/17/01
4	5	at New Mexico	11/17/01
3	3	Oregon State	8/26/17

Sacks

Stat	Total	Opponent	Date
7	7	W. Illinois	9/7/19

Forced Fumbles

Stat	Total	Opponent	Date
7	7	Wyoming	11/16/00

SPECIAL TEAMS

Kickoff Returned for TD...

Kevin Nutt, Jr. (96 yds) at Fresno State, 11/28/15

Punt Returned for TD...

Robert Ruiz (91) at San Diego State, 11/26/16

Blocked A Punt...

at Nevada, 10/12/14

Blocked A Field Goal...

at New Mexico, 11/21/15



The Last Time AN OPPONENT...

INDIVIDUAL

30 Rushing Attempts	34	Cole Fagan, Air Force; Nov. 22, 2018
200 Yards Rushing	260	Cole Fagan, Air Force; Nov. 22, 2018
150 Yards Rushing	260	Cole Fagan, Air Force; Nov. 22, 2018
4 Touchdowns Rushing	4	Tim McVey, Air Force; Nov. 12, 2016
3 Touchdowns Rushing	3	Alex Fontenot, Colorado; Aug. 30, 2019
400 Yards Passing	404	Ty Gangi, Nevada; Nov. 10, 2018
350 Yards Passing	404	Ty Gangi, Nevada; Nov. 10, 2018
50 Pass Attempts	51	Joe Gray, San Jose State; Nov. 1, 2014
40 Pass Attempts	40	Josh Live, San Jose State; Oct. 6, 2018
35 Pass Attempts	40	Josh Live, San Jose State; Oct. 6, 2018
30 Pass Completions	31	Dru Brown, Hawai'i; Sept. 30, 2017
25 Pass Completions	28	Ty Gangi, Nevada; Nov. 10, 2018
20 Pass Completions	28	Ty Gangi, Nevada; Nov. 10, 2018
4 Touchdown Passes	4	Ty Gangi, Nevada; Nov. 10, 2018
400 Yards Total Offense	411	Ty Gangi, Nevada; Nov. 10, 2018
300 Yards Total Offense	411	Ty Gangi, Nevada; Nov. 10, 2018
10 Receptions	11	Laviska Shenault, Colorado; Aug. 31, 2018
200 Receiving Yards	208	Laviska Shenault, Colorado; Aug. 31, 2018
3 Touchdown Receptions	3	Kendal Keys, UNLV; Nov. 14, 2015
3 Field Goals Made	3	Ryan Meskell, Hawai'i; Aug. 25, 2018
2 Pass Interceptions	2	Marcell Gibbons, Northern Colorado; Sept. 10, 2011
50-Yard Field Goal	51	Jason Sanders, New Mexico; Nov. 19, 2016
60-Yard Punt	60	JT Bohlken, Illinois State; Sept. 22, 2018
Kickoff Return For Touchdown	44	Avery Williams, Boise State; Oct. 19, 2018
Punt Return For Touchdown	74	Kekaula Kaniho, Boise State; Oct. 19, 2018
Fumble Return For Touchdown	9	Mustaf Johnson, Colorado; Aug. 30, 2019
Interception Return For Touchdown	95	Aaron Wade, Utah State; Nov. 17, 2018
	32	Jontrell Rocquemore, Utah State; Nov. 17, 2018
Punt Block For Touchdown	0	Tyrie Cleveland, Florida; Sept. 15, 2018

OPPONENT

TEAM		OPPONENT
30 First Downs	30	Air Force; Nov. 22, 2018
400 Yards Rushing	413	Air Force; Oct. 28, 2017
300 Yards Rushing	393	Air Force; Nov. 22, 2018
60 Rushing Attempts	67	Air Force; Nov. 22, 2018
50 Rushing Attempts	67	Air Force; Nov. 22, 2018
4 Rushing Touchdowns	4	Colorado; Aug. 30, 2019
400 Yards Passing	404	Nevada; Nov. 10, 2018
50 Pass Attempts	51	San Jose State; Nov. 1, 2014
40 Pass Attempts	45	Boise State; Nov. 11, 2017
30 Pass Completions	31	Hawai'i; Sept. 30, 2017
4 Touchdown Passes	4	Nevada; Nov. 10, 2018
600 Yards Total Offense	636	Nevada; Nov. 10, 2018
80 Total Plays	83	Air Force; Nov. 22, 2018
4 Turnovers Forced	4	Colorado; Aug. 30, 2019
0 Turnovers Given Up	0	Colorado; Aug. 30, 2019
2 Players In Game/100 Yards Rushing	2	Wyoming; Oct. 26, 2018
3 Players In Game/100 Yards Rushing	3	Air Force; Sept. 30, 1989
2 Players In Game/100 Yards Receiving	2	Colorado; Aug. 31, 2018
100-yd. Rusher and 100-yd. Receiver		Illinois State; Sept. 22, 2018
100-yd. Rusher and 200-yd. Receiver		Colorado; Aug. 31, 2018
10 or Fewer First Downs	9	Northern Colorado; Sept. 10, 2011
4 Passes Had Intercepted	5	New Mexico; Nov. 17, 2001
100 Yards Or Fewer Rushing	64	Western Illinois; Sept. 7, 2019
50 Yards Or Fewer Rushing	48	San Jose State; Oct. 6, 2018
300 Yards Or Fewer Total Offense	215	Western Illinois; Sept. 7, 2019
Scored a Safety	1	San Jose State; Oct. 6, 2018
Blocked Punt	1	Florida; Sept. 15, 2018
Blocked Field Goal	1	North Dakota State; Sept. 8, 2012
2-Point Conversion	1	Hawai'i; Oct. 26, 2013
35:00 Time Of Possession	38:31	Air Force; Nov. 22, 2018
50 Points Scored	52	Colorado; Aug. 30, 2019
Shutout	13-0	Utah State; Nov. 23, 2013
0 Points Scored 1st Quarter	0	New Mexico; Oct. 13, 2018
0 Points Scored, 1st Half	0	San Jose State; Oct. 6, 2018
0 Points Scored Through 3 Quarters	0	Fresno State; Nov. 5, 2016
0 Points Scored, 4th Quarter	0	Nevada; Nov. 10, 2018
0 Points Scored, 2nd Half	0	Colorado; Sept. 1, 2017

Drive **SUMMARIES**

August 30 vs. Colorado	Qtr.	Time	Plays	Yds.	Elapsed
Hill to Wright, 39 pass (Poduska kick)	1	6:42	6	80	2:41
Hill to Jackson, 8 pass (Poduska kick)	2	14:13	11	92	5:27
Wright, 41 rush (Poduska kick)	2	1:35	7	75	4:02
Poduska, 42 field goal	3	4:30	11	56	6:16
Hill to Butler, 13 pass (Poduska kick)	4	12:13	6	75	2:37

September 7 vs. Western Illinois	Qtr.	Time	Plays	Yds.	Elapsed
Hill to Wright, 75 pass (Poduska kick)	1	14:50	1	75	0:10
Hill to Kinsey, 77 pass (Poduska kick)	1	7:53	3	75	0:54
Hill to Scott, 10 pass (Poduska kick)	2	8:43	11	65	6:10
Hill to Kinsey, 14 pass (Poduska kick)	2	5:27	4	52	1:31
Wright, 33 rush (Davis kick)	3	8:45	4	49	1:30
Davis, 41 field goal	4	8:12	8	38	4:32

September 14 at Arkansas	Qtr.	Time	Plays	Yds.	Elapsed
-	-	-	-	-	-

September 21 vs. Toledo	Qtr.	Time	Plays	Yds.	Elapsed
-	-	-	-	-	-

September 28 at Utah State	Qtr.	Time	Plays	Yds.	Elapsed
-	-	-	-	-	-

October 5 vs. San Diego State	Qtr.	Time	Plays	Yds.	Elapsed
-	-	-	-	-	-

October 11 at New Mexico	Qtr.	Time	Plays	Yds.	Elapsed
-	-	-	-	-	-

October 26 at Fresno State	Qtr.	Time	Plays	Yds.	Elapsed
-	-	-	-	-	-

November 2 vs. UNLV	Qtr.	Time	Plays	Yds.	Elapsed
-	-	-	-	-	-

November 16 vs. Air Force	Qtr.	Time	Plays	Yds.	Elapsed
-	-	-	-	-	-

November 22 at Wyoming	Qtr.	Time	Plays	Yds.	Elapsed
-	-	-	-	-	-

November 29 vs. Boise State	Qtr.	Time	Plays	Yds.	Elapsed
-	-	-	-	-	-

DRIVE SUPERLATIVES

Longest TD Drive (Yards) - 92 yards vs. Colorado (Hill to Jackson, 8 pass)

Shortest TD Drive (Yards) - 49 yards vs. Western Illinois (Wright, 33 rush)

Longest TD Drive (Time) - 5:27 vs. Colorado (Hill to Jackson, 8 pass)

Shortest TD Drive (Time) - 0:10 vs. Western Illinois (Hill to Wright, 75 pass)

Most Plays on TD Drive - 11 plays, three times

Fewest Plays on TD Drive - 1 play vs. Western Illinois (Hill to Wright, 75 pass)

Game RECAPS

GAME 1



Colorado State	7	14	3	7	--	31
Colorado	7	17	14	14	--	52

August 30, 2019 • Broncos Stadium at Mile High • Denver • 66,997

DENVER -- Colorado State turned the ball over four times (2 INT, 2 fumbles) and Colorado turned those takeaways into 17 points as the Buffaloes beat the Rams for the fifth-straight season.

Quarterback Collin Hill threw for 374 yards in his first season opener of his career, and true freshman wide receiver Dante Wright was sensational. The Navarra, Fla. native tallied a pair of touchdowns - rushing and receiving - and was the offensive star of the night for the Rams.

CSU allowed just three tackles for loss in 78 offensive plays and looked much improved over the 2018 unit. Freshman Nouredin Nouili became the first true freshman to start a season opener on the line in at least the past 30 years.

Defensively, Jamal Hicks led all CSU tacklers with 13 tackles. However, the unit allowed CU running back Alex Fontenot to rack up 125 yards and three touchdowns on 19 carries, part of 243 total rushing yards for the Buffs on the evening.

The game was the final match-up between the two rivals in Denver after 10 years.

GAME BREAKDOWN

	CSU	CU
FIRST DOWNS	27	23
Rushing	8	11
Passing	18	10
Penalty	1	2
NET YARDS RUSHING	131	243
Rushing Attempts	31	40
Average Per Rush	4.2	6.1
Rushing Touchdowns	1	4
Yards Gained Rushing	164	247
Yards Lost Rushing	33	4
NET YARDS PASSING	374	232
Completions-Attempts-Int	31-47-2	13-20-0
Average Per Attempt	8.0	11.6
Average Per Completion	12.1	17.8
Passing Touchdowns	3	2
TOTAL OFFENSE YARDS	505	475
Total offense plays	78	60
Average Gain Per Play	6.5	7.9
Fumbles: Number-Lost	3-2	0-0
Penalties: Number-Yards	6-64	4-43
PUNTS-YARDS	1-59	4-196
Average Yards Per Punt	59.0	49.0
Net Yards Per Punt	53.0	44.2
Inside 20	0	1
50+ Yards	1	1
Touchbacks	0	0
Fair catch	0	1
KICKOFFS-YARDS	6-405	9-560
Average Yards Per Kickoff	67.5	62.2
Net Yards Per Kickoff	41.3	41.6
Touchbacks	5	5
Fair Catch Yards	0	17
Punt returns: Number-Yards-TD	2-19-0	1-6-0
Average Per Return	9.5	6.0
Kickoff returns: Number-Yds-TD	3-61-0	1-32-0
Average Per Return	20.3	32.0
Interceptions: Number-Yds-TD	0-0-0	2-0-0
Fumble Returns: Number-Yds-TD	0-0-0	1-9-1
Miscellaneous Yards	0	0
Possession Time	32:55	27:05
1st Quarter	5:45	9:15
2nd Quarter	10:01	4:59
3rd Quarter	8:23	6:37
4th Quarter	8:46	6:14
Third-Down Conversions	5 of 12	3 of 9
Fourth-Down Conversions	2 of 4	1 of 1
Red-Zone Scores-Chances	3-4	4-4
Touchdowns	2-4	4-4
Field goals	1-4	0-4
Sacks By: Number-Yards	0-0	2-17
PAT Kicks	4-4	7-7
Field Goals	1-1	1-1
Points off turnovers	0	17

GAME NOTES

- **Captains:** S Jamal Hicks, DL Toby McBride, FB Adam Prentice, WR Warren Jackson
- **Coin Toss/Result:** Colorado won the coin toss (CSU had choice). Buffs elect to receive.
- **Denver Farewell:** The game marked the final Rocky Mountain Showdown in Denver, where CSU posted a 6-13 record. Next year the game will be played at Canvas Stadium (Saturday, Sept. 5).
- **True starter:** Nouredin Nouili became the first true freshman offensive lineman to start a game since Blaine Saipaia did in 1996. Saipaia started the fourth game of the season that year against UNLV. He was one of five true freshmen projected to start the season opener for their team this year, the only one in the Group of 5.
- **More Truth:** Kyle Helbig, Christian Hunter, Ty McCullough and Brandon Crossley also made appearances on offense, marking four true freshmen to play for the Rams.
- **First Time Starters:** On defense, Jalen Bates, Logan Stewart, Andre Neal and Tron Folsom made their first starts as Rams. On offense, Dante Wright and T.J. Stormont joined Nouili.
- **First Time Rams:** In addition to Folsom, Bates, Stewart, Neal, Nouili, Stormont, Hunter, Crossley, McCullough, Helbig and Wright, Jaylen Thomas, Maxwell Poduska and Marshaun Cameron all made their first appearances in a CSU uniform.
- **Points:** The 83 points were the most scored in a single game in the series.
- Dante Wright became the first true freshman to score twice in a game for the Rams since Warren Jackson did against Alabama in 2017, and the first to score in a season opener since Joe Hansley in 2012.

SCORING SUMMARY

Team	Qtr	Time	Scoring Play	Pl.	TOP	Score
COLO	1st	9:30	Harris 1 pass from Montez (Stefanou kick)	10-75	5:30	0-7
CSU	1st	6:42	WRIGHT, D. 39 yd pass from HILL, C. (PODUSKA kick)	6-80	2:41	7-7
COLO	2nd	14:13	Stefanou, James 41 yd field goal	8-56	3:14	7-10
CSU	2nd	8:39	JACKSON, W. 8 yd pass from HILL, C. (PODUSKA kick)	11-92	5:27	14-10
COLO	2nd	5:37	Mangham, Jaren 5 yd run (Stefanou kick)	6-75	3:02	14-17
CSU	2nd	1:35	WRIGHT, D. 41 yd run (PODUSKA kick)	7-75	4:02	21-17
COLO	2nd	0:25	Shenault 25 yd pass from Montez (Stefanou kick)	6-75	1:10	21-24
COLO	3rd	13:47	Fontenot, Alex 7 yd run (Stefanou kick)	3-27	0:54	21-31
CSU	3rd	4:30	PODUSKA, M. 42 yd field goal	11-56	6:16	24-31
COLO	3rd	0:00	Fontenot, Alex 14 yd run (Stefanou kick)	9-68	4:20	24-38
CSU	4th	12:13	BUTLER, C. 13 yd pass from HILL, C. (PODUSKA kick)	6-75	2:37	31-38
COLO	4th	9:16	Fontenot, Alex 22 yd run (Stefanou kick)	6-75	2:57	31-45
COLO	4th	3:57	Johnson, Mustaf 9 yd fumble recovery (Stefanou kick)	--	--	31-52

STATISTICS LEADERS

Colorado State

PASSING	C-A-I	Yds	TD	Long	Sack
Hill	31-47-2	374	3	39	2

RUSHING	No.	Gain	Loss	Net	TD	LG	Avg.
Wright, D.	3	59	0	59	1	41	19.7
Kinsey Jr., M.	12	41	0	41	0	10	3.4
Thomas, J.	7	29	0	29	0	9	4.1
Hunter, C.	3	10	0	10	0	5	3.3
Hill, C.	4	25	17	8	0	15	2.0
TEAM	2	0	16	-16	0	0	-8.0
TOTALS	31	164	33	131	1	41	4.2

RECEIVING	No.	Yds	TD	Long
Jackson, W.	8	87	1	29
Kinsey Jr., M.	5	69	0	31
Wright, D.	4	72	1	39
Mcbride, Tr.	4	52	0	22
Thomas, J.	3	28	0	17
Prentice, A.	2	20	0	14
Hall, N.	2	18	0	9
Butler, C.	2	17	1	13
Scott, E.J.	1	11	0	11
TOTALS	31	374	3	39

Colorado

PASSING	C-A-I	Yds	TD	Long	Sack
Montez, Steven	13-20-0	232	2	38	0

RUSHING	No.	Gain	Loss	Net	TD	LG	Avg.
Fontenot, Alex	19	127	2	125	3	32	6.6
Mangham, Jaren	11	42	2	40	1	12	3.6
Montez, Steven	5	39	0	39	0	19	7.8
Shenault, Lavis	3	35	0	35	0	23	11.7
Smith, Deion	2	4	0	4	0	3	2.0
TOTALS	40	247	4	243	4	32	6.1

RECEIVING	No.	Yds	TD	Long
Brown, Tony	3	71	0	38
Shenault, Lavis	3	48	1	25
Russell, Brady	2	44	0	27
Nixon, K.D.	2	29	0	19
Harris, Jalen	2	24	1	23
Stanley, Dimitr	1	16	0	16
TOTALS	13	232	2	38



GAME 2



Western Illinois	3	3	0	7	--	13
Colorado State	14	14	7	3	--	38

September 7, 2019 • Canvas Stadium • Fort Collins, Colo. • 24,453

FORT COLLINS, Colo. (AP) -- Collin Hill had two long touchdown passes in the first quarter and two more scoring passes before halftime as Colorado State pounded Western Illinois, 38-13 in its home opener on Saturday.

The Rams let the season opener at Colorado slip away by turning the ball over four times. This time they forced Western Illinois into four turnovers en route to their first win. Hill wasted no time getting Colorado State on the board, dropping back on the first play from scrimmage and finding Dante Wright behind the Western Illinois secondary for a 75-yard scoring play 10 seconds into the game.

Less than a minute after Nathan Erickson kicked a 32-yard field goal to cut the Leathernecks' deficit to 7-3, Hill found Marvin Kinsey Jr. on a short pass that the senior broke for a 75-yard catch and run for a touchdown.

Hill hit E.J. Scott with a 10-yard touchdown pass in the second quarter and followed that with a 14-yard toss to Kinsey that made it 28-6 at intermission. Hill finished 25 of 32 for 367 yards passing and had four touchdowns without an interception. Kinsey carried 13 times for 89 yards and pulled in two passes for 91 yards and two scores.

GAME BREAKDOWN

	WIU	CSU
FIRST DOWNS	12	25
Rushing	3	11
Passing	7	14
Penalty	2	0
NET YARDS RUSHING	64	189
Rushing Attempts	28	36
Average Per Rush	2.3	5.2
Rushing Touchdowns	0	1
Yards Gained Rushing	119	205
Yards Lost Rushing	55	16
NET YARDS PASSING	151	396
Completions-Attempts-Int	22-37-0	26-33-0
Average Per Attempt	4.1	12.0
Average Per Completion	6.9	15.2
Passing Touchdowns	1	4
TOTAL OFFENSE YARDS	215	585
Total offense plays	65	69
Average Gain Per Play	3.3	8.5
Fumbles: Number-Lost	1-1	4-2
Penalties: Number-Yards	8-35	8-97
PUNTS-YARDS	7-326	3-139
Average Yards Per Punt	46.6	46.3
Net Yards Per Punt	39.1	44.0
Inside 20	3	0
50+ Yards	2	1
Touchbacks	1	0
Fair catch	0	1
KICKOFFS-YARDS	4-175	6-387
Average Yards Per Kickoff	43.8	64.5
Net Yards Per Kickoff	26.5	38.2
Touchbacks	2	4
Fair Catch Yards	0	0
Punt returns: Number-Yards-TD	1-7-0	5-32-0
Average Per Return	7.0	6.4
Kickoff returns: Number-Yards-TD	2-58-0	1-19-0
Average Per Return	29.0	19.0
Interceptions: Number-Yards-TD	0-0-0	0-0-0
Fumble Returns: Number-Yards-TD	0-0-0	0-0-0
Miscellaneous Yards	0	0
Possession Time	29:32	30:28
1st Quarter	8:33	6:27
2nd Quarter	4:25	10:35
3rd Quarter	10:25	4:35
4th Quarter	6:09	8:51
Third-Down Conversions	4 of 16	8 of 14
Fourth-Down Conversions	1 of 3	0 of 0
Red-Zone Scores-Chances	1-1	2-2
Touchdowns	0-1	2-2
Field goals	1-1	0-2
Sacks By: Number-Yards	1-8	7-53
PAT Kicks	1-1	5-5
Field Goals	2-2	1-4
Points off turnovers	3	0

GAME NOTES

- **Captains:** Jamal Hicks, Warren Jackson, Manny Jones, Adam Prentice
- **Home Openers:** With the win, the Rams are 71-44-5 (.617) in home openers, 3-1 at Canvas Stadium and 4-1 under head coach Mike Bobo. The top coaches in terms of winning percentage in home openers with at least five games: Bob Davis (8-1, .888), Sonny Lubick (12-3, .800), Bobo (4-1, .800) and Harry Hughes (18-9-3, .650)
- **FCS foes:** Since 1993, Colorado State is 16-2 against FCS opponents. Bobo is now 4-1.
- **Quick Strike:** CSU scored on the first play of the game, a 75-yard TD pass from QB Collin Hill to WR Dante Wright. The last time the Rams had a one-play scoring drive was Oct. 28, 2017, when WR Michael Gallup caught a 55-yard scoring pass from QB Nick Stevens.
- The last time CSU opened a game with a touchdown was a 100-yard kickoff return by Dexter Wynn vs. San Diego State on Oct. 28, 2000. Wynn was recently elected to the 2019 CSU Athletics Hall of Fame.
- **First Start:** Joctavis Phillips made his first start, replacing Nouredin Nouili at left guard.
- **Sack Attack:** The last time CSU recorded seven sacks was at Utah State on Oct. 7, 2017.
- **A Winning Lead:** The last time CSU led a game during all four quarters was at Utah State on Oct. 7, 2017.
- **True Freshman:** Three more first-year players saw game action, S Caleb Blake, DE Cian Quiroga and LB Tavian Brown.

SCORING SUMMARY

Team	Qtr	Time	Scoring Play	Pl.	TOP	Score
CSU	1st	14:50	WRIGHT, D. 75 yd pass from HILL, C. (Poduska kick)	1-75	0:10	0-7
WIU	1st	08:52	Erickson, N. 32 yd field goal	6-10	1:43	3-7
CSU	1st	07:53	KINSEY JR., M. 77 yd pass from HILL, C. (Poduska kick)	3-75	0:54	3-14
WIU	2nd	14:53	Erickson, N. 44 yd field goal	6-42	2:25	6-14
CSU	2nd	08:43	SCOTT, E.J. 10 yd pass from HILL, C. (Poduska kick)	11-65	6:10	6-21
CSU	2nd	05:27	KINSEY JR., M. 14 yd pass from HILL, C. (Poduska kick)	4-52	1:31	6-28
CSU	3rd	08:45	WRIGHT, D. 33 yd run (Davis kick)	4-49	1:30	6-35
CSU	4th	08:12	DAVIS, B. 41 yd field goal	8-38	4:32	6-38
WIU	4th	05:52	Tate, T. 26 yd pass from Sampson, C. (Erickson kick)	5-85	2:15	13-38

STATISTICS LEADERS

Colorado State

PASSING	C-A-I	Yds	TD	Long	Sack
Hill, C.	25-32-0	367	4	77	0
O'Brien, P.	1-1-0	29	0	29	0
McCoy, J.	0-0-0	0	0	0	1
TOTALS	26-33-0	396	4	77	1

RUSHING	No.	Gain	Loss	Net	TD	LG	Avg.
Kinsey Jr., M.	13	91	2	89	0	24	6.8
Wright, D.	1	33	0	33	1	33	33.0
McElroy, M.	7	31	0	31	0	18	4.4
Thomas, J.	5	27	0	27	0	10	5.4
Hunter, cC	4	7	0	7	0	4	1.8
McCoy, J.	2	11	8	3	0	11	1.5
Hill, C.	4	5	6	-1	0	3	-0.2
TOTALS	36	205	16	189	1	33	5.2

RECEIVING	No.	Yds	TD	Long
Wright, D.	7	111	1	75
Jackson, W.	7	55	0	16
Scott, E.J.	4	63	1	40
McBride, Tr.	3	23	0	14
Kinsey Jr., M.	2	91	2	77
McCullough, T.	1	29	0	29
Walker, J.	1	16	0	16
Hunter, C.	1	8	0	8
TOTALS	26	396	4	77

Western Illinois

PASSING	C-A-I	Yds	TD	Long	Sack
Sampson, Connor	22-37-0	151	1	34	7

RUSHING	No.	Gain	Loss	Net	TD	LG	Avg.
Walker, Kendon	9	66	1	65	0	42	7.2
Ratkovich, C.	7	32	0	32	0	9	4.6
Tate, Tony	4	21	3	18	0	10	4.5
Drake, Jared	1	0	0	0	0	0	0.0
Sampson, Connor	7	0	51	-51	0	0	-7.3
TOTALS	28	119	55	64	0	42	2.3

RECEIVING	No.	Yds	TD	Long
Ratkovich, C.	5	23	0	15
Houston, Dennis	4	50	0	34
Tate, Tony	4	45	1	26
Angel, Gabe	3	19	0	9
Carrera, Eric	3	12	0	5
Wahee, George	1	2	0	2
Drake, Jared	1	1	0	1
Walker, Kendon	1	-1	0	0
TOTALS	22	151	1	34

The Automated ScoreBook
Colorado State Game Results (as of Sep 08, 2019)
All games

Date	Opponent		Score	Overall	Conference	Time	Attend
Aug 30, 2019	vs Colorado	L	31-52	0-1	0-0	3:19	66997
Sep 07, 2019	WESTERN ILLINOIS	W	38-13	1-1	0-0	3:20	24453

The Automated ScoreBook
Colorado State Overall Team Statistics (as of Sep 08, 2019)
All games

Team Statistics	CSU	OPP
SCORING	69	65
Points Per Game	34.5	32.5
Points Off Turnovers	0	20
FIRST DOWNS	52	35
Rushing	19	14
Passing	32	17
Penalty	1	4
RUSHING YARDAGE	320	307
Yards gained rushing	369	366
Yards lost rushing	49	59
Rushing Attempts	67	68
Average Per Rush	4.8	4.5
Average Per Game	160.0	153.5
TDs Rushing	2	4
PASSING YARDAGE	770	383
Comp-Att-Int	57-80-2	35-57-0
Average Per Pass	9.6	6.7
Average Per Catch	13.5	10.9
Average Per Game	385.0	191.5
TDs Passing	7	3
TOTAL OFFENSE	1090	690
Total Plays	147	125
Average Per Play	7.4	5.5
Average Per Game	545.0	345.0
KICK RETURNS: #-Yards	4-80	3-90
PUNT RETURNS: #-Yards	7-51	2-13
INT RETURNS: #-Yards	0-0	2-0
KICK RETURN AVERAGE	20.0	30.0
PUNT RETURN AVERAGE	7.3	6.5
INT RETURN AVERAGE	0.0	0.0
FUMBLES-LOST	7-4	1-1
PENALTIES-Yards	14-161	12-78
Average Per Game	80.5	39.0
PUNTS-Yards	4-198	11-522
Average Per Punt	49.5	47.5
Net punt average	46.2	41.0
KICKOFFS-Yards	12-792	13-735
Average Per Kick	66.0	56.5
Net kick average	39.8	36.9
TIME OF POSSESSION/Game	31:42	28:18
3RD-DOWN Conversions	13/26	7/25
3rd-Down Pct	50%	28%
4TH-DOWN Conversions	2/4	2/4
4th-Down Pct	50%	50%
SACKS BY-Yards	7-53	3-25
MISC YARDS	0	0
TOUCHDOWNS SCORED	9	8
FIELD GOALS-ATTEMPTS	2-5	3-3
ON-SIDE KICKS	1-1	0-0
RED-ZONE SCORES	(5-6) 83%	(5-5) 100%
RED-ZONE TOUCHDOWNS	(4-6) 67%	(4-5) 80%
PAT-ATTEMPTS	(9-9) 100%	(8-8) 100%
ATTENDANCE	24453	0
Games/Avg Per Game	1/24453	0/0
Neutral Site Games		1/66997

Score by Quarters	1st	2nd	3rd	4th	OT	Total
Colorado State	21	28	10	10	0	69
Opponents	10	20	14	21	0	65

The Automated ScoreBook
Colorado State Overall Individual Statistics (as of Sep 08, 2019)
All games

Rushing	g	att	gain	loss	net	avg	td	lg	avg/g
KINSEY JR., M.	2	25	132	2	130	5.2	0	24	65.0
WRIGHT, D.	2	4	92	0	92	23.0	2	41	46.0
THOMAS, J.	2	12	56	0	56	4.7	0	10	28.0
McELROY, M.	1	7	31	0	31	4.4	0	18	31.0
HUNTER, C.	2	7	17	0	17	2.4	0	5	8.5
HILL, C.	2	8	30	23	7	0.9	0	15	3.5
McCOY, J.	1	2	11	8	3	1.5	0	11	3.0
TEAM	1	2	0	16	-16	-8.0	0	0	-16.0
Total	2	67	369	49	320	4.8	2	41	160.0
Opponents	2	68	366	59	307	4.5	4	42	153.5

Passing	g	effic	comp	att	in	pct	yds	td	lg	avg/g
HILL, C.	2	173.85	56	79	2	70.9	741	7	77	370.5
O'BRIEN, P.	1	343.60	1	1	0	100.	29	0	29	29.0
McCOY, J.	1	0.00	0	0	0	0.0	0	0	0	0.0
Total	2	175.98	57	80	2	71.2	770	7	77	385.0
Opponents	2	135.21	35	57	0	61.4	383	3	38	191.5

Receiving	g	no.	yds	avg	td	lg	avg/g
JACKSON, W.	2	15	142	9.5	1	29	71.0
WRIGHT, D.	2	11	183	16.6	2	75	91.5
KINSEY JR., M.	2	7	160	22.9	2	77	80.0
McBRIDE, Tr.	2	7	75	10.7	0	22	37.5
SCOTT, E.J.	2	5	74	14.8	1	40	37.0
THOMAS, J.	2	3	28	9.3	0	17	14.0
PRENTICE, A.	2	2	20	10.0	0	14	10.0
HALL, N.	1	2	18	9.0	0	9	18.0
BUTLER, C.	2	2	17	8.5	1	13	8.5
McCULLOUGH, T.	2	1	29	29.0	0	29	14.5
WALKER, J.	1	1	16	16.0	0	16	16.0
HUNTER, C.	2	1	8	8.0	0	8	4.0
Total	2	57	770	13.5	7	77	385.0
Opponents	2	35	383	10.9	3	38	191.5

Punt Returns	no.	yds	avg	td	lg
WRIGHT, D.	6	54	9.0	0	20
CAMERON, M.	1	-3	-3.0	0	0
Total	7	51	7.3	0	20
Opponents	2	13	6.5	0	7

Interceptions	no.	yds	avg	td	lg
Total	0	0	0.0	0	0
Opponents	2	0	0.0	0	0

Kick Returns	no.	yds	avg	td	lg
HAWKINS, A.	4	80	20.0	0	25
Total	4	80	20.0	0	25
Opponents	3	90	30.0	0	36

Fumble Returns	no.	yds	avg	td	lg
Total	0	0	0.0	0	0
Opponents	1	9	9.0	1	9

The Automated ScoreBook
Colorado State Overall Individual Statistics (as of Sep 08, 2019)
All games

Scoring	td	fg	PAT				dx	saf	pts
			kick	rush	rcv	pass			
WRIGHT, D.	4	-	-	-	-	-	-	24	
KINSEY JR., M.	2	-	-	-	-	-	-	12	
PODUSKA, M.	-	1-3	8-8	-	-	-	-	11	
SCOTT, E.J.	1	-	-	-	-	-	-	6	
JACKSON, W.	1	-	-	-	-	-	-	6	
BUTLER, C.	1	-	-	-	-	-	-	6	
DAVIS, B.	-	1-2	1-1	-	-	-	-	4	
Total	9	2-5	9-9	-	-	-	-	69	
Opponents	8	3-3	8-8	-	-	-	-	65	

Total Offense	g	plays	rush	pass	total	avg/g
HILL, C.	2	87	7	741	748	374.0
KINSEY JR., M.	2	25	130	0	130	65.0
WRIGHT, D.	2	4	92	0	92	46.0
THOMAS, J.	2	12	56	0	56	28.0
McELROY, M.	1	7	31	0	31	31.0
O'BRIEN, P.	1	1	0	29	29	29.0
HUNTER, C.	2	7	17	0	17	8.5
McCOY, J.	1	2	3	0	3	3.0
TEAM	1	2	-16	0	-16	-16.0
Total	2	147	320	770	1090	545.0
Opponents	2	125	307	383	690	345.0

Field Goals	fg	pct.	01-19	20-29	30-39	40-49	50-99	lg	blk
PODUSKA, M.	1-3	33.3	0-0	0-0	0-0	1-3	0-0	42	0
DAVIS, B.	1-2	50.0	0-0	0-0	0-0	1-1	0-1	41	0

FG Sequence	Colorado State	Opponents
Colorado	(42)	(41)
Western Illinois	49,61,43,(41)	(32),(44)

Numbers in (parentheses) indicate field goal was made.

Punting	no.	yds	avg	lg	tb	fc	i2050+	blk
STONEHOUSE, R.	4	198	49.5	59	0	1	0	2
Total	4	198	49.5	59	0	1	0	2
Opponents	11	522	47.5	63	1	1	4	3

Kickoffs	no.	yds	avg	tb	ob	retn	net ydIn
DAVIS, B.	12	792	66.0	9	0		
Total	12	792	66.0	9	0	30.0	39.8
Opponents	13	735	56.5	7	1	20.0	36.9

The Automated ScoreBook
 Colorado State Overall Individual Statistics (as of Sep 08, 2019)
 All games

All Purpose	g	rush	rcv	pr	kr	ir	total	avg/g
WRIGHT, D.	2	92	183	54	0	0	329	164.5
KINSEY JR.,	2	130	160	0	0	0	290	145.0
JACKSON,	2	0	142	0	0	0	142	71.0
THOMAS, J.	2	56	28	0	0	0	84	42.0
HAWKINS, A.	2	0	0	0	80	0	80	40.0
McBRIDE, Tr.	2	0	75	0	0	0	75	37.5
SCOTT, E.J.	2	0	74	0	0	0	74	37.0
McELROY, M	1	31	0	0	0	0	31	31.0
McCULLOUC	2	0	29	0	0	0	29	14.5
HUNTER, C.	2	17	8	0	0	0	25	12.5
PRENTICE,	2	0	20	0	0	0	20	10.0
HALL, N.	1	0	18	0	0	0	18	18.0
BUTLER, C.	2	0	17	0	0	0	17	8.5
WALKER, J.	1	0	16	0	0	0	16	16.0
HILL, C.	2	7	0	0	0	0	7	3.5
McCOY, J.	1	3	0	0	0	0	3	3.0
CAMERON,	2	0	0	-3	0	0	-3	-1.5
TEAM	1	-16	0	0	0	0	-16	-16.0
Total	2	320	770	51	80	0	1221	1610.5
Opponents	2	307	383	13	90	0	793	396.5

The Automated ScoreBook
Colorado State Overall Defensive Statistics (as of Sep 08, 2019)
All games

#	Defensive Leaders	gp	Tackles			tfl/yds	Sacks	Pass defense			Fumbles	blkd	
			ua	a	tot		no-yds	int-yds	brup	qbh	rcv-yds	ff	kick
7	HICKS, J.	2	11	5	16
12	CARTER, C.	2	7	5	12	2.0-3
98	HUBBARD, E.	2	6	4	10	3.5-35	3.5-35	.	.	1	.	.	.
97	McBRIDE, To.	2	5	5	10	3.0-13	2.0-12
10	FRANCIS, T.	2	5	2	7
37	STEWART, L.	2	5	2	7
5L	JACKSON, D.	2	7	.	7	1	.	.	.
33	JONES, E.	2	3	4	7	0.5-1	.	.	.	3	.	.	.
91	BOMBEEK, J.	2	2	4	6	2.5-9	1.5-6	.	.	.	1-0	1	.
8	BRINNON, Q.	2	2	3	5
1	BATES, J.	2	2	3	5	0.5-1	.	.	.	2	.	.	.
24	FOLSOM, T.	2	4	.	4	1	.	.	.
92	PAOGOFIE, L.	2	1	2	3
26	CAMERON, M.	2	.	3	3
14	HAWKINS, A.	2	2	1	3	.	.	.	2
25	BAILEY, K.	1	.	3	3
4	AJAYI, R.	2	2	.	2
43	GOLDEN, T.	2	1	1	2
11	NEAL, A.	2	1	1	2
94	PHILLIPS, D.	2	1	1	2	.	.	.	1	2	.	.	.
2	OWENS, D.	2	.	1	1
83	DAVIS, B.	2	1	.	1
5D	CROSSLEY, B.	2	1	.	1
44	McDONALD, M.	2	1	.	1
56	ROBERTS, R.	1	.	1	1
17	CUMBER, C.	2	.	1	1
38	RUFAN, A.	2	1	.	1
42	KAMARA, M.	1	1	.	.	.
99	DICKENS, D.	2	1
Total		2	71	52	123	12-62	7-53	.	4	11	1-0	1	.
Opponents		2	83	72	155	7-46	3-25	2-0	1	5	4-9	5	.

The Automated ScoreBook
 Colorado State Team Game-by-Game (as of Sep 08, 2019)
 All games

TEAM STATISTICS

Date	Opponent	Rushing				Receiving				Passing				Kick Returns				Punt Returns				tot off		
		no.	yds	td	lg	no.	yds	td	lg	cmp	att	int	yds	td	lg	no.	yds	td	lg	no.	yds		td	lg
Aug 30	vs Colorado	31	131	1	41	31	374	3	39	31	47	2	374	3	39	3	61	0	25	2	19	0	13	505
Sep 07	WESTERN ILLINOIS	36	189	1	33	26	396	4	77	26	33	0	396	4	77	1	19	0	19	5	32	0	20	585
Colorado State		67	320	2	41	57	770	7	77	57	80	2	770	7	77	4	80	0	25	7	51	0	20	1090
		68	307	4	42	35	383	3	38	35	57	0	383	3	38	3	90	0	36	2	13	0	7	690

Games: 2 • Avg/rush: 4.8 • Avg/catch: 13.5 • Pass effic: 175.98 • KR avg: 20.0 • PR avg: 7.3 • All purpose avg/game: 610.5 • Total offense a

Date	Opponent	Tackles				Sacks	Fumble	Pass Defense			blkd	PAT Attempts			off			
		ua	a	total	tfl-yds	no-yds	ff	fr-yds	int-yds	qbh	brup	kick	kick	rush	rcv	saf	t/o	pts
Aug 3	vs Colorado	41	12	53	2.0-4	0.0-0	0	0-0	0-0	2	1	0	4-4	0	0	0	0	31
Sep 0	WESTERN ILLINOIS	30	40	70	10.0-58	7.0-53	1	1-0	0-0	9	3	0	5-5	0	0	0	0	38
Colorado State		71	52	123	12.0-62	7.0-53	1	1-0	0-0	11	4	0	9-9	0	0	0	0	69
		83	72	155	7.0-46	3.0-25	5	4-9	2-0	5	1	0	8-8	0	0	0	20	65

Date	Opponent	Punting							Field Goals			Kickoffs						
		no.	yds	avg	long	blkd	tb	fc	50+	i20	md-att	long	blkd	no.	yds	avg	tb	ob
Aug 3	vs Colorado	1	59	59.0	59	0	0	0	1	0	1-1	42	0	6	405	67.5	5	0
Sep 0	WESTERN ILLINOIS	3	139	46.3	55	0	0	1	1	0	1-4	41	0	6	387	64.5	4	0
Colorado State		4	198	49.5	59	0	0	1	2	0	2-5	42	0	12	792	66.0	9	0
		11	522	47.5	63	0	1	1	3	4	3-3	44	0	13	735	56.5	7	1

The Automated ScoreBook
 Colorado State Opponent Game-by-Game (as of Sep 08, 2019)
 All games

OPPONENT STATISTICS

Date	Opponent	Rushing				Receiving				Passing				Kick Returns				Punt Returns				tot off		
		no.	yds	td	lg	no.	yds	td	lg	cmp	att	int	yds	td	lg	no.	yds	td	lg	no.	yds		td	lg
Aug 30	vs Colorado	40	243	4	32	13	232	2	38	13	20	0	232	2	38	1	32	0	32	1	6	0	6	475
Sep 07	WESTERN ILLINOIS	28	64	0	42	22	151	1	34	22	37	0	151	1	34	2	58	0	36	1	7	0	7	215
Opponents		68	307	4	42	35	383	3	38	35	57	0	383	3	38	3	90	0	36	2	13	0	7	690
		67	320	2	41	57	770	7	77	57	80	2	770	7	77	4	80	0	25	7	51	0	20	1090

Games: 2 • Avg/rush: 4.5 • Avg/catch: 10.9 • Pass effic: 135.21 • KR avg: 30.0 • PR avg: 6.5 • All purpose avg/game: 396.5 • Total offense a

Date	Opponent	Tackles				Sacks	Fumble	Pass Defense			blkd	PAT Attempts			off			
		ua	a	total	tfl-yds	no-yds	ff	fr-yds	int-yds	qbh	brup	kick	kick	rush	rcv	saf	t/o	pts
Aug 3	vs Colorado	50	16	66	3.0-32	2.0-17	2	2-9	2-0	2	0	0	7-7	0	0	0	17	52
Sep 0	WESTERN ILLINOIS	33	56	89	4.0-14	1.0-8	3	2-0	0-0	3	1	0	1-1	0	0	0	3	13
Opponents		83	72	155	7.0-46	3.0-25	5	4-9	2-0	5	1	0	8-8	0	0	0	20	65
		71	52	123	12.0-62	7.0-53	1	1-0	0-0	11	4	0	9-9	0	0	0	0	69

Date	Opponent	Punting								Field Goals			Kickoffs					
		no.	yds	avg	long	blkd	tb	fc	50+	i20	md-att	long	blkd	no.	yds	avg	tb	ob
Aug 3	vs Colorado	4	196	49.0	63	0	0	1	1	1	1-1	41	0	9	560	62.2	5	0
Sep 0	WESTERN ILLINOIS	7	326	46.6	52	0	1	0	2	3	2-2	44	0	4	175	43.8	2	1
Opponents		11	522	47.5	63	0	1	1	3	4	3-3	44	0	13	735	56.5	7	1
		4	198	49.5	59	0	0	1	2	0	2-5	42	0	12	792	66.0	9	0

The Automated ScoreBook
 Colorado State By-Quarter Statistics (as of Sep 08, 2019)
 All games

3rd-Down Conversions

Date	Opponent	Score	Overall		1st Qtr		2nd Qtr		3rd Qtr		4th Qtr		Overtime	
Aug 30, 201	vs Colorado	L 31-52	5-12	41.7	2-2	100.0	0-1	0.0	2-4	50.0	1-5	20.0		
Sep 07, 201	WESTERN ILLINOIS	38-13	8-14	57.1	2-3	66.7	4-5	80.0	1-3	33.3	1-3	33.3		
	Colorado State		13-26	50.0	4-5	80.0	4-6	66.7	3-7	42.9	2-8	25.0	0-0	0.0
	Opponents		7-25	28.0	2-7	28.6	1-5	20.0	3-8	37.5	1-5	20.0	0-0	0.0

4th-Down Conversions

Date	Opponent	Score	Overall		1st Qtr		2nd Qtr		3rd Qtr		4th Qtr		Overtime	
Aug 30, 201	vs Colorado	L 31-52	2-4	50.0	0-0	0.0	1-1	100.0	0-0	0.0	1-3	33.3		
Sep 07, 201	WESTERN ILLINOIS	38-13	0-0	0.0	0-0	0.0	0-0	0.0	0-0	0.0	0-0	0.0		
	Colorado State		2-4	50.0	0-0	0.0	1-1	100.0	0-0	0.0	1-3	33.3	0-0	0.0
	Opponents		2-4	50.0	0-0	0.0	0-0	0.0	2-3	66.7	0-1	0.0	0-0	0.0

Time of Possession

Date	Opponent	Score	Overall		1st Qtr		2nd Qtr		3rd Qtr		4th Qtr		Overtime	
Aug 30, 201	vs Colorado	L 31-52	32:55		5:45		10:01		8:23		8:46			
Sep 07, 201	WESTERN ILLINOIS	38-13	30:28		6:27		10:35		4:35		8:51			
	Colorado State	Total	63:23		12:12		20:36		12:58		17:37		0:00	
		Avg.	31:41		6:06		10:18		6:29		8:48		0:00	
	Opponents	Total	56:37		17:48		9:24		17:02		12:23		0:00	
		Avg.	28:18		8:54		4:42		8:31		6:11		0:00	

The Automated ScoreBook
 Colorado State Red-Zone Results (as of Sep 08, 2019)
 All games

Colorado State Inside Opponent Red-Zone

Date	Opponent	Score	Times	Times	Total	Rush			Pass	FGs	Failed to score inside RZ					
			In RZ	Score	Pts	TDs	TDs	TDs	Made	FGA	Dow	Int	Fum	Half	Gam	
Aug 30, 201	vs Colorado	L 31-52	4	3	17	2	0	2	1	0	1	0	0	0	0	0
Sep 07, 201	WESTERN ILLINOIS	38-13	2	2	14	2	0	2	0	0	0	0	0	0	0	0
Totals			6	5	31	4	0	4	1	0	1	0	0	0	0	0
5 of 6 (83.3%)																

Opponents Inside Colorado State Red-Zone

Date	Opponent	Score	Times	Times	Total	Rush			Pass	FGs	Failed to score inside RZ					
			In RZ	Score	Pts	TDs	TDs	TDs	Made	FGA	Dow	Int	Fum	Half	Gam	
Aug 30, 201	vs Colorado	L 31-52	4	4	28	4	3	1	0	0	0	0	0	0	0	0
Sep 07, 201	WESTERN ILLINOIS	38-13	1	1	3	0	0	0	1	0	0	0	0	0	0	0
Totals			5	5	31	4	3	1	1	0	0	0	0	0	0	0
5 of 5 (100.0%)																

The Automated ScoreBook
 Colorado State Game Superlatives (as of Sep 08, 2019)
 All games

INDIVIDUAL GAME HIGHS

Rushes	13	KINSEY JR., M. vs Western Illinois (Sep 07, 2019)
Yards Rushing	89	KINSEY JR., M. vs Western Illinois (Sep 07, 2019)
TD Rushes	1	WRIGHT, D. vs Colorado (Aug 30, 2019)
	1	WRIGHT, D. vs Western Illinois (Sep 07, 2019)
Long Rush	41	WRIGHT, D. vs Colorado (Aug 30, 2019)
Pass attempts	47	HILL, C. vs Colorado (Aug 30, 2019)
Pass completions	31	HILL, C. vs Colorado (Aug 30, 2019)
Yards Passing	374	HILL, C. vs Colorado (Aug 30, 2019)
TD Passes	4	HILL, C. vs Western Illinois (Sep 07, 2019)
Long Pass	77	HILL, C. vs Western Illinois (Sep 07, 2019)
Receptions	8	JACKSON, W. vs Colorado (Aug 30, 2019)
Yards Receiving	111	WRIGHT, D. vs Western Illinois (Sep 07, 2019)
TD Receptions	2	KINSEY JR., M. vs Western Illinois (Sep 07, 2019)
Long Reception	77	KINSEY JR., M. vs Western Illinois (Sep 07, 2019)
Field Goals	1	PODUSKA, M. vs Colorado (Aug 30, 2019)
	1	DAVIS, B. vs Western Illinois (Sep 07, 2019)
Long Field Goal	42	PODUSKA, M. vs Colorado (Aug 30, 2019)
Punts	3	STONEHOUSE, R. vs Western Illinois (Sep 07, 2019)
Punting Avg	59.0	STONEHOUSE, R. vs Colorado (Aug 30, 2019)
Long Punt	59	STONEHOUSE, R. vs Colorado (Aug 30, 2019)
Long Punt Return	20	WRIGHT, D. vs Western Illinois (Sep 07, 2019)
Long Kickoff Return	25	HAWKINS, A. vs Colorado (Aug 30, 2019)
Tackles	13	HICKS, J. vs Colorado (Aug 30, 2019)
Sacks	3.5	HUBBARD, E. vs Western Illinois (Sep 07, 2019)
Tackles For Loss	3.5	HUBBARD, E. vs Western Illinois (Sep 07, 2019)

The Automated ScoreBook
Colorado State Game Superlatives (as of Sep 08, 2019)
All games

TEAM GAME HIGHS

Rushes	36	vs Western Illinois (Sep 07, 2019)
Yards Rushing	189	vs Western Illinois (Sep 07, 2019)
Yards Per Rush	5.2	vs Western Illinois (Sep 07, 2019)
TD Rushes	1	vs Colorado (Aug 30, 2019)
	1	vs Western Illinois (Sep 07, 2019)
Pass attempts	47	vs Colorado (Aug 30, 2019)
Pass completions	31	vs Colorado (Aug 30, 2019)
Yards Passing	396	vs Western Illinois (Sep 07, 2019)
Yards Per Pass	12.0	vs Western Illinois (Sep 07, 2019)
TD Passes	4	vs Western Illinois (Sep 07, 2019)
Total Plays	78	vs Colorado (Aug 30, 2019)
Total Offense	585	vs Western Illinois (Sep 07, 2019)
Yards Per Play	8.5	vs Western Illinois (Sep 07, 2019)
Points	38	vs Western Illinois (Sep 07, 2019)
Sacks By	7	vs Western Illinois (Sep 07, 2019)
First Downs	27	vs Colorado (Aug 30, 2019)
Penalties	8	vs Western Illinois (Sep 07, 2019)
Penalty Yards	97	vs Western Illinois (Sep 07, 2019)
Turnovers	4	vs Colorado (Aug 30, 2019)
Punts	3	vs Western Illinois (Sep 07, 2019)
Punting Avg	59.0	vs Colorado (Aug 30, 2019)
Long Punt	59	vs Colorado (Aug 30, 2019)
Long Punt Return	20	vs Western Illinois (Sep 07, 2019)

The Automated ScoreBook
 Colorado State Game Superlatives (as of Sep 08, 2019)
 All games

OPPONENT INDIVIDUAL GAME HIGHS

Rushes	19	Fontenot, Alex, vs Colorado (Aug 30, 2019)
Yards Rushing	125	Fontenot, Alex, vs Colorado (Aug 30, 2019)
TD Rushes	3	Fontenot, Alex, vs Colorado (Aug 30, 2019)
Long Rush	42	Walker, Kendon, vs Western Illinois (Sep 07, 2019)
Pass attempts	37	Sampson, Connor, vs Western Illinois (Sep 07, 2019)
Pass completions	22	Sampson, Connor, vs Western Illinois (Sep 07, 2019)
Yards Passing	232	Montez, Steven, vs Colorado (Aug 30, 2019)
TD Passes	2	Montez, Steven, vs Colorado (Aug 30, 2019)
Long Pass	38	Montez, Steven, vs Colorado (Aug 30, 2019)
Receptions	5	Ratkovich, C., vs Western Illinois (Sep 07, 2019)
Yards Receiving	71	Brown, Tony, vs Colorado (Aug 30, 2019)
TD Receptions	1	Shenault, Lavis, vs Colorado (Aug 30, 2019)
	1	Harris, Jalen, vs Colorado (Aug 30, 2019)
	1	Tate, Tony, vs Western Illinois (Sep 07, 2019)
Long Reception	38	Brown, Tony, vs Colorado (Aug 30, 2019)
Field Goals	2	Erickson, N., vs Western Illinois (Sep 07, 2019)
Long Field Goal	44	Erickson, N., vs Western Illinois (Sep 07, 2019)
Punts	7	Fellner, Adam, vs Western Illinois (Sep 07, 2019)
Punting Avg	49.0	Kinney, Alex, vs Colorado (Aug 30, 2019)
Long Punt	63	Kinney, Alex, vs Colorado (Aug 30, 2019)
Punts inside 20	3	Fellner, Adam, vs Western Illinois (Sep 07, 2019)
Long Punt Return	7	Hall, Justin, vs Western Illinois (Sep 07, 2019)
Long Kickoff Return	36	Hall, Justin, vs Western Illinois (Sep 07, 2019)
Tackles	11	Landman, Nate, vs Colorado (Aug 30, 2019)
	11	Viti, Mike, vs Western Illinois (Sep 07, 2019)
Sacks	1.0	Van Diest, Jona, vs Colorado (Aug 30, 2019)
	1.0	Lang, Terrance, vs Colorado (Aug 30, 2019)
Tackles For Loss	1.5	Williams, Kyle, vs Western Illinois (Sep 07, 2019)
Interceptions	2	Onu, Mikial, vs Colorado (Aug 30, 2019)

The Automated ScoreBook
Colorado State Game Superlatives (as of Sep 08, 2019)
All games

OPPONENT TEAM GAME HIGHS

Rushes	40	vs Colorado (Aug 30, 2019)
Yards Rushing	243	vs Colorado (Aug 30, 2019)
Yards Per Rush	6.1	vs Colorado (Aug 30, 2019)
TD Rushes	4	vs Colorado (Aug 30, 2019)
Pass attempts	37	vs Western Illinois (Sep 07, 2019)
Pass completions	22	vs Western Illinois (Sep 07, 2019)
Yards Passing	232	vs Colorado (Aug 30, 2019)
Yards Per Pass	11.6	vs Colorado (Aug 30, 2019)
TD Passes	2	vs Colorado (Aug 30, 2019)
Total Plays	65	vs Western Illinois (Sep 07, 2019)
Total Offense	475	vs Colorado (Aug 30, 2019)
Yards Per Play	7.9	vs Colorado (Aug 30, 2019)
Points	52	vs Colorado (Aug 30, 2019)
Sacks By	2	vs Colorado (Aug 30, 2019)
First Downs	23	vs Colorado (Aug 30, 2019)
Penalties	8	vs Western Illinois (Sep 07, 2019)
Penalty Yards	43	vs Colorado (Aug 30, 2019)
Turnovers	1	vs Western Illinois (Sep 07, 2019)
Interceptions By	2	vs Colorado (Aug 30, 2019)
Punts	7	vs Western Illinois (Sep 07, 2019)
Punting Avg	49.0	vs Colorado (Aug 30, 2019)
Long Punt	63	vs Colorado (Aug 30, 2019)
Punts inside 20	3	vs Western Illinois (Sep 07, 2019)
Long Punt Return	7	vs Western Illinois (Sep 07, 2019)

The Automated ScoreBook
 Colorado State Games Played (as of Sep 08, 2019)
 All games

##	PLAYER	GP-GS	COLO	WIU
4	AJAYI, R.	2/2	START	START
25	BAILEY, K.	1/-	...	XXX
1	BATES, J.	2/2	START	START
3D	BLAKE, C.	1/-	...	XXX
76	BLASCO JR., J.	1/-	...	XXX
91	BOMBEEK, J.	2/-	XXX	XXX
8	BRINNON, Q.	2/-	XXX	XXX
64	BROOKS, S.	2/2	START	START
55	BROWN, T.	1/-	...	XXX
16	BUTLER, C.	2/1	START	XXX
26	CAMERON, M.	2/-	XXX	XXX
12	CARTER, C.	2/1	XXX	START
5D	CROSSLEY, B.	2/-	XXX	XXX
17	CUMBER, C.	2/-	XXX	XXX
83	DAVIS, B.	2/-	XXX	XXX
35	DeLINE, J.	2/-	XXX	XXX
54	DERROW, B.	2/-	XXX	XXX
99	DICKENS, D.	2/-	XXX	XXX
24	FOLSOM, T.	2/2	START	START
10	FRANCIS, T.	2/-	XXX	XXX
23	FULTON, B.	2/-	XXX	XXX
43	GOLDEN, T.	2/-	XXX	XXX
80	HALL, N.	1/-	XXX	...
14	HAWKINS, A.	2/1	START	XXX
89	HELBIG, K.	2/-	XXX	XXX
7	HICKS, J.	2/2	START	START
15	HILL, C.	2/2	START	START
98	HUBBARD, E.	2/1	START	XXX
28	HUNTER, C.	2/-	XXX	XXX
6L	JACKSON, C.	1/-	...	XXX
5L	JACKSON, D.	2/1	XXX	START
9	JACKSON, W.	2/2	START	START
33	JONES, E.	2/2	START	START
42	KAMARA, M.	1/-	...	XXX
5	KINSEY JR., M.	2/-	XXX	XXX
6	MAGEE, M.	2/-	XXX	XXX
97	McBRIDE, To.	2/-	XXX	XXX
85	McBRIDE, Tr.	2/1	XXX	START
2Q	McCOY, J.	1/-	...	XXX
81	McCULLOUGH, T.	2/-	XXX	XXX
44	McDONALD, M.	2/1	START	XXX
32	McELROY, M.	1/1	...	START
11	NEAL, A.	2/2	START	START
73	NOUILI, N.	1/1	START	...
1Q	O'BRIEN, P.	1/-	...	XXX
2	OWENS, D.	2/-	XXX	XXX
82	PANNUNZIO, I.	2/-	XXX	XXX

The Automated ScoreBook
Colorado State Games Played (as of Sep 08, 2019)
All games

##	PLAYER	GP-GS	COLO	WIU
39	PANNUNZIO, T.	2/-	XXX	XXX
92	PAOGOFIE, L.	2/1	XXX	START
94	PHILLIPS, D.	2/2	START	START
70	PHILLIPS, J.	2/1	XXX	START
9K	PODUSKA, M.	2/-	XXX	XXX
46	PRENTICE, A.	2/1	START	XXX
96	QUIROGA, C.	1/-	...	XXX
86	REITER, R.	2/-	XXX	XXX
56	ROBERTS, R.	1/-	...	XXX
38	RUFRAN, A.	2/-	XXX	XXX
3	SCOTT, E.J.	2/2	START	START
37	STEWART, L.	2/2	START	START
41	STONEHOUSE, R.	2/-	XXX	XXX
72	STORMENT, T.J.	2/2	START	START
71	TAYLOR, J.	2/2	START	START
27	THOMAS, J.	2/-	XXX	XXX
1W	WALKER, J.	1/-	...	XXX
69	WESLEY, B.	2/2	START	START
84	WILLIAMS, G.	1/-	...	XXX
77	WILLIAMS, K.	2/-	XXX	XXX
22	WRIGHT, D.	2/2	START	START