

MISSISSIPPI STATE FOOTBALL

THE MATCHUP: GAME 9

MISSISSIPPI STATE BULLDOGS (3-5, 1-4 SEC)

at

ARKANSAS RAZORBACKS (2-6, 0-5 SEC)



November 2, 2019 • 3 p.m. CT • Fayetteville, Ark. • Donald W. Reynolds Razorback Stadium (76,000)

STORYLINES

- The Bulldogs are set to hit the road for the fourth time in their last five contests Saturday when they travel to Fayetteville, Arkansas, to take on the Razorbacks. State enters the game following a 49-30 loss at Texas A&M, while Arkansas is coming off a 48-7 setback at No. 2 Alabama.
- The Hogs lead the all-time series 16-12-1, and the teams are meeting for the 29th time. The first meeting in the series was in 1916, a 20-7 Bulldog victory. MSU and Arkansas met only twice prior to 1992 when the Razorbacks joined the SEC. This is the 28th straight year the two teams are playing each other.
- State has claimed six out of the last seven meetings with the Razorbacks. Four out of the last six games have been decided in the final minutes with a Bulldog making a memorable play in each of State's four victories.
- Last year against the Hogs, Nick Fitzgerald threw four touchdown passes and ran for another score to lead No. 25 MSU over Arkansas 52-6. It was State's largest margin of victory in the all-time series. Aeris Williams added 104 yards rushing on 15 carries. MSU's defense held Arkansas to just 219 total yards and was led by Johnathan Abram, who had 12 tackles, including 3.5 for a loss and 1.5 sacks.
- RB **Kylin Hill** erupted for 150 rushing yards and a touchdown last week at Texas A&M to reclaim the SEC rushing lead and notch his fifth 100-yard game on the ground this season. Hill enters Saturday's game with 793 rushing yards and six TDs.
- Making his third career start, QB **Garrett Shrader** threw a career-high three touchdown passes last week against the Aggies to give him at least one scoring toss in four straight games. Shrader became the fourth MSU QB since 2000 to record 1,000 passing yards and 500 rushing yards in a single season, joining Nick Fitzgerald (2016, 2017, 2018), Dak Prescott (2013, 2014, 2015) and Chris Relf (2010).
- WR **Isaiah Zuber**, a graduate transfer from Kansas State, was on the receiving end of two of QB **Garrett Shrader's** three passing touchdowns at Texas A&M. Zuber's first touchdown catch of the game from 14 yards out was also his first as a Bulldog. His second touchdown of the day was a 38-yard strike from Shrader, who also had a 32-yard TD throw to WR **Stephen Guidry**.
- C **Darryl Williams** is a team captain, preseason All-American and candidate for the Senior CLASS Award and Rimington and Outland Trophies. He has started 33 (total career starts with eight at center) of the Bulldogs' last 34 games and allowed just one sack since the start of the 2017 season (at Kentucky in 2018). He is one of six SEC centers who hasn't allowed a sack this season (minimum 200 pass blocking snaps).
- The Bulldogs have relied heavily on its freshmen this season. Eighteen such players (9 true, 9 redshirt) have played multiple games through the first seven contests, while 15 sophomores and seven transfers (4 JUCO) have played at least one game. In addition, sixteen different Bulldogs have seen game action for the first time, while 15 have earned starts for the first time. True freshman CB **Martin Emerson** earned his first career start vs. No. 2 LSU two weeks ago in place of CB **Maurice Smitherman**, who fell victim to a season-ending injury. Last week at Texas A&M, true freshman CB **Jarrian Jones** got his first career start in place of injured CB **Cameron Dantzer**.

NUMBERS TO KNOW

157

WR **Stephen Guidry** has combined for 157 receiving yards, eight catches and two TD receptions in MSU's last two games

80

RB **Kylin Hill** needs 80 rush yards to hit 2,000 for his career

16

16 of QB **Garrett Shrader's** 17 completions of 20+ yards have come in SEC play (4th in SEC)

8

QB **Garrett Shrader** is averaging 8.0 yards per pass attempt in SEC play (4th in SEC)

5

RB **Kylin Hill** leads the SEC with five 100-yard rush games this season (two more than the next closest player)

2

QB **Garrett Shrader** is one of only two Power 5 QBs this season with 1,000 pass yards and 500 rush yards (other: Jalen Hurts, Oklahoma)

BROADCAST INFORMATION

TV: SEC NETWORK

Play-by-Play: Taylor Zarzour
Analyst: Matt Stinchcomb
Reporter: Alyssa Lang

RADIO: MSU SPORTS RADIO NETWORK

Play-by-Play: Neil Price
Analyst: Matt Wyatt
Sideline: Jay Perry

SATELLITE RADIO

Sirius: 134 | **XM:** 192 | **Internet:** 963

TEAM INFORMATION

MISSISSIPPI STATE

Head Coach: Joe Moorhead (Fordham, 1996)
Rankings: NR (AP) / NR (Coaches)
Overall Record: 41-23* (sixth season)
Overall On-Field Record: 49-23 (sixth season)
Mississippi State Record: 3-10* (second season)
Mississippi State On-Field Record: 11-10 (second season)

ARKANSAS

Head Coach: Chad Morris (Texas A&M, 1992)
Rankings: NR (AP) / NR (Coaches)
Overall Record: 18-38 (fifth season)
Arkansas Record: 4-16 (second season)

2019 MISSISSIPPI STATE SCHEDULE

Overall: 3-5 | SEC: 1-4 | H: 2-2 | A: 1-3 | N: 0-0

AUGUST (1-0)

31 at Louisiana (New Orleans) ESPNU W, 38-28

SEPTEMBER (2-2)

7 Southern Miss ESPNU W, 38-15

14 Kansas State ESPN L, 31-24

21 Kentucky * SEC Network W, 28-13

28 at #7/7 Auburn * ESPN L, 56-23

OCTOBER (0-3)

12 at Tennessee * SEC Network L, 20-10

19 #2/3 LSU * CBS L, 36-13

26 at Texas A&M * SEC Network L, 49-30

NOVEMBER (0-0)

2 at Arkansas * SEC Network 3 p.m.

16 #2/1 Alabama * TBA TBA

23 Abilene Christian (HC) TBA TBA

28 Ole Miss * ESPN 6:30 p.m.

MISSISSIPPI STATE COACHING STAFF

Joe Moorhead, head coach (2nd)
Tony Hughes, associate head coach/tight ends (8th, 2nd stint)*
Terry Richardson, assistant head coach/run game coord./RBs (1st)
Deke Adams, defensive line (1st)
Andrew Breiner, pass game coordinator/QBs (2nd)*
Terrell Buckley, cornerbacks (4th)
Marcus Johnson, offensive line (2nd)
Michael Johnson, wide receivers (1st)
Joey Jones, special teams coordinator (2nd)
Chris Marve, defensive run game coordinator/LBs (1st)
Bob Shoop, defensive coordinator/safeties (2nd)*

* - denotes in the booth



GAME 8 DEPTH CHART: ARKANSAS

OFFENSE

WR (X)	1	Stephen Guidry	6-4	200	Sr.-1L
	18	Cameron Gardner	6-4	220	Fr.-RS
WR (H)	2	Dedrick Thomas	5-9	190	Sr.-3L
	12	Isaiah Zuber	6-0	190	Sr.-GTR
	85	Austin Williams	6-3	200	So.-1L
WR (Z)	5	Osirus Mitchell	6-5	210	Jr.-2L
	4	JaVonta Payton	6-1	180	Jr.-JC
	9	Malik Dear	5-9	220	Sr.-3L
LT	78	Tyre Phillips	6-5	345	Sr.-1L
	69	Kwatrivous Johnson	6-7	330	Fr.-RS
LG	56	Dareuan Parker	6-4	330	Jr.-2L
	75	Michael Story	6-4	300	Sr.-3L
C	73	Darryl Williams	6-3	310	Sr.-2L
	79	Evans Wilkerson	6-5	310	Sr.-3L
RG	51	Stewart Reese	6-5	345	Jr.-2L
	63	LaQuinston Sharp	6-3	315	Jr.-JC
RT	55	Greg Eiland	6-8	335	Jr.-2L
	70	Tommy Champion	6-5	320	Sr.-1L
TE	82	Farrod Green	6-4	240	Sr.-3L
	84	Dontea Jones	6-4	250	Jr.-2L
	-or-	11 Geor'quarius Spivey	6-5	250	Fr.-RS
	-or-	25 Brad Cumbest	6-5	250	Fr.-RS
	88	Powers Warren	6-3	245	So.-1L
RB	8	Kylin Hill	5-11	215	Jr.-2L
	21	Nick Gibson	5-11	215	Sr.-3L
	22	Lee Witherspoon	5-10	205	Fr.-HS
QB	6	Garrett Shrader	6-4	220	Fr.-HS
	7	Tommy Stevens	6-5	235	Sr.-GTR
	10	Keytaon Thompson	6-4	225	Jr.-2L

SPECIALISTS

PK	47	Jace Christmann	6-0	200	Jr.-2L
	26	Jordan Lawless	6-0	200	Jr.-SQ
KO	48	Scott Goodman	5-10	200	So.-1L
P	37	Tucker Day	6-0	210	So.-1L
	97	Reed Bowman	6-0	200	Jr.-TR
LS	67	Paul Blackwell	5-10	210	Jr.-RS
H	27	Kody Schexnayder	5-10	195	Sr.-2L
KR	12	Isaiah Zuber	6-0	190	Sr.-GTR
	-or-	32 Brian Cole II	6-2	210	Sr.-1L
PR	9	Malik Dear	5-9	220	Sr.-3L
	-or-	32 Brian Cole II	6-2	210	Sr.-1L

DEFENSE

LE	5	Chauncey Rivers	6-3	275	Sr.-1L
	43	Fletcher Adams	6-2	265	Sr.-3L
DT	90	Lee Autry	6-2	305	Sr.-1L
	84	Jaden Crumedy	6-5	300	Fr.-RS
	92	Kendell Jones	6-4	300	Sr.-2L
NG	54	Fabien Lovett	6-4	315	Fr.-RS
	99	James Jackson	6-3	315	So.-1L
RE	42	Marquiss Spencer	6-4	285	Jr.-2L
	52	Kobe Jones	6-4	270	Jr.-2L
WILL	6	Willie Gay Jr.	6-2	240	Jr.-2L
	10	Leo Lewis	6-2	245	Sr.-3L
	18	Aaron Brule	6-1	235	Fr.-RS
MIKE	40	Erroll Thompson	6-1	250	Jr.-2L
	41	Tim Washington	6-3	240	Sr.-3L
	30	Sh'mar Kilby-Lane	6-2	230	Sr.-1L
SAM	41	Tim Washington	6-3	240	Sr.-3L
	30	Sh'mar Kilby-Lane	6-2	230	Sr.-1L
STAR	32	Brian Cole II	6-2	210	Sr.-1L
	38	Fred Peters	5-10	200	Jr.-JC
CB	1	Martin Emerson	6-2	195	Fr.-HS
	13	Tyler Williams	6-2	175	So.-1L
FS	29	C.J. Morgan	6-0	200	Jr.-2L
	7	Marcus Murphy	6-1	200	So.-1L
SS	11	Jaquarius Landrews	6-0	200	Sr.-1L
	35	Landon Guidry	6-0	195	So.-1L
CB	3	Cameron Dantzler	6-2	185	Jr.-2L
	2	Jarrian Jones	6-0	190	Fr.-HS
	-or-	16 Corey Charles	5-10	180	Jr.-2L

PRONUNCIATION GUIDE

Aaron Brule	brew-LAY
Malik Dear	ma-LEAK
Jaquarius Landrews	ja-OUARE-ee-US
Jace Christmann	CHRIST-man
Jaden Crumedy	crum-eh-DEE
Greg Eiland	rhymes with island
Farrod Green	fa-ROD
Dontea Jones	dahn-TAY
Jarrian Jones	JAR-ee-un
Sh'mar Kilby-Lane	shuh-MAR
Kwatrivous Johnson	kwa-TRAY-vee-US
Osirus Mitchell	o-SIGH-russ
Dareuan Parker	DARE-ee-UN
JaVonta Payton	ja-VON-tay
Tyre Phillips	tie-REE
Kody Schexnayder	SHEX-nye-dur
Garrett Shrader	SHRAY-der
Geor'quarius Spivey	ja-OUARE-ee-US
Dedrick Thomas	rhymes with red
Erroll Thompson	AIR-uhl
Keytaon Thompson	KEY-tahn
Isaiah Zuber	ZOO-bur

MEDIA INFORMATION

2019 MISSISSIPPI STATE FOOTBALL MEDIA SERVICES: GAME 9 AT ARKANSAS

28 MONDAY	29 TUESDAY	30 WEDNESDAY	31 THURSDAY	1 FRIDAY	2 SATURDAY	3 SUNDAY
Coach Moorhead Press Conference 12:30 p.m. Seal Media Room SEC Network+	Requested Offensive Players 6:45 p.m. Seal Media Room	Coach Moorhead on SEC Teleconference 11:50 a.m. Passcode from SEC Requested Defensive & Special Teams Players/ QB Coach Andrew Breiner 6:35 p.m. Seal Media Room	Dawg Talk with Joe Moorhead 6:30 p.m. at The Veranda HailState.com/Plus Tune In app 100.9 FM Starkville	no media availability Team charter flight in afternoon	MSU at Arkansas 3 p.m. • SECN • Razorback Stadium Coach Moorhead and selected players will be available after the game in the visiting media room.	no media availability

MSU ATHLETIC COMMUNICATIONS FOOTBALL STAFF

Bill Martin, Senior Associate AD/Communications (*Joe Moorhead correspondence*)
662-325-0967 (office) | 662-418-3821 (cell)
BMartin@athletics.msstate.edu | @MSUBillMartin

Brandon Langlois, Associate Director (*player/assistant coach correspondence*)
662-325-0093 (office) | 601-405-5650 (cell)
BLanglois@athletics.msstate.edu | @BMLanglois

Taylor Shirey, Assistant Director
662-325-0967 (office) | 256-899-6482 (cell)
TShirey@athletics.msstate.edu | @taylor_shirey14

GAME-WEEK INTERVIEW POLICIES

Head Coach Joe Moorhead

Head coach Joe Moorhead's game-week press conferences begin Aug. 26 and will be held every Monday of a game week, including Labor Day. The press conference begins at 12:30 p.m. CT in the media room of the Leo Seal Jr. Football Complex. It will be streamed on SEC Network+ via WatchESPN.com and the Watch ESPN app, as well as MSU football's social media platforms. FTP video will be distributed to media on Monday afternoons. On-demand video will be available on HailState.com and MSU's YouTube channel (YouTube.com/HailState). Monday press conferences will not be held during open weeks (Sept. 30, Nov. 4).

Moorhead and the 13 other SEC coaches will be available on the SEC's coaches media teleconference. The teleconferences are every Wednesday from Aug. 28 until Nov. 27. Moorhead's 10-minute segment is scheduled from 11:50 a.m.-12 p.m. CT. Access to the teleconference is distributed by the SEC Communications Office.

Moorhead's weekly radio show, "Dawg Talk," makes its season debut on Thursday, Aug. 29 live from The Veranda in Starkville. The show airs from 6:30-7:30 p.m. CT on affiliates of the MSU Sports Network presented by Learfield, as well as HailState.com/plus and MSU's Facebook page. The show is held every Thursday during a game week with the exception of Egg Bowl week. The Egg Bowl week show will be held on Tuesday, Nov. 26.

Please contact **Bill Martin** for more information regarding Moorhead's media schedule.

Assistant Coaches

During game weeks, one selected assistant coach will be available in the Leo Seal Jr. Football Complex media room following Wednesday's practice. The assistant coach available each week will be distributed on Sundays when the weekly media schedule is announced.

Please contact **Brandon Langlois** for more information regarding assistant coaches.

Student-Athletes

All interviews with student-athletes must be arranged through Brandon Langlois in the MSU Athletic Communications Office. Media members are NOT permitted to contact student-athletes on their own at any time. This includes phone, E-mail, text or through social media platforms. Student-athletes' contact information will not be given out.

During game weeks, requested offensive players will be available following Tuesday's practice, while requested defensive players will be available following Wednesday's practice. All game-week player interviews will be conducted in the media room of the Leo Seal Jr. Football Complex. No player interviews will be conducted on the field. The training room, locker room and housing areas are considered private student-athlete areas and are off limits to the media.

Please submit your player requests to Brandon Langlois 24 hours in advance of the interview sessions. The deadlines are 5 p.m. Mondays for offense and 5 p.m. Tuesdays for defense. Final approval of players available during game week is at the discretion of the MSU Athletic Communications staff. True freshmen and newcomers will only be available if they see significant action in games.

Monday serves as MSU's designated NCAA "off day." Players are not available on Mondays for interviews of any kind.

Postgame Interviews

Head coach Joe Moorhead and selected players will be available for interviews following each game. For home games, Moorhead's press conference and player interviews will be conducted in the Golding Family Media Center located on the north end of Davis Wade Stadium. MSU interviews can be accessed via the northeast tunnel and then through the Dowsing-Bell Plaza. The visiting head coach and players will be available following the game in the visitors' media room located on the second floor of the M-Club Building in the south end zone. This area can be accessed via the left ramp in the south end zone. For road games, Moorhead and selected players will be available in the visitors' media room.

The MSU locker room is closed to media for both home and away games. MSU players and assistant coaches may NOT be approached on the field following games for interviews.

PRACTICES

All practices during the season are closed to the media and public.

LEO SEAL JR. FOOTBALL COMPLEX MEDIA ROOM

Game week media availabilities are held in the media room located on the top floor of the Leo Seal Jr. Football Complex. Media are welcome to work in this room beginning one hour prior to the media availability time and following the media availability.

ROBERT M. HARTLEY PRESS BOX/MEDIA WILL CALL

Media Will Call of Davis Wade Stadium opens three hours prior to kickoff at Gate C (SW side of the stadium across from Barnes and Noble). All patrons, including media, will go through metal detector procedures before entering Davis Wade Stadium. Media will enter at Gate C and all bags will be searched and tagged. For more information, visit HailState.com/metaldetector. The clear bag policy does not apply to credentialed media members.

The Robert M. Hartley Press Box, named for longtime Mississippi State Sports Information Director and administrator Bob Hartley, is located on the 200 level of the west side of Davis Wade Stadium. To access the press box, enter Gate C on the west side of Davis Wade Stadium and take the media elevator to Level 2.

In accordance with Mississippi State Athletic Communications and Football Writers Association of America (FWAA) rules, the Robert M. Hartley Press Box is a working press box and cheering or any other disruptive behavior will not be tolerated. Violators will be asked to leave and may be subject to further disciplinary action.

COLLEGE PRESS BOX.COM

CollegePressBox.com serves as a one-stop shop for all media needs regarding college football. Members can access player headshots, game notes, record books and more for all FBS schools. To apply for access, media are asked to enter their information at collegepressbox.com/register.

IMPORTANT PHONE NUMBERS

MSU Athletic Communications Main Number: (662) 322-8881
Davis Wade Stadium at Scott Field Press Box: (662) 325-3776



JOE MOORHEAD

Second Season
@BallCoachJoeMo

33RD HEAD FOOTBALL COACH AT MISSISSIPPI STATE 2016 & 2017 NATIONAL OFFENSIVE COORDINATOR OF THE YEAR

When Mississippi State Director of Athletics John Cohen was charged with identifying the Bulldogs' 33rd head football coach, he was looking for a man with a pedigree as a winner, an innovator with a blue-collar work ethic and at the forefront, a 'ball coach.' From the beginning of the search, Joe Moorhead was the unequivocal leader. Moorhead, the 2016 and 2017 National Offensive Coordinator of the Year and the mastermind behind Penn State's offensive juggernaut, enters his second season in Starkville in 2019. Officially named head coach on November 29, 2017, Moorhead became just the second MSU head coach to win eight or more games on the field in his debut season and the first since College Football Hall of Famer Allyn McKeen in 1939. The 45-year-old played a pivotal role in conference championships at his four previous coaching stops, including Penn State (2016), Fordham (2014), Connecticut (2010) and Akron (2005).

In his short time in Starkville, the Pittsburgh, Pennsylvania, native has already made a marvelous impact, securing a Top 25 national ranking, a New Year's Day bowl berth, multiple Top 25 recruiting classes, forming relationships around the state of Mississippi and developing a 'good to great' attitude within the program.

Behind one of the SEC's most potent rushing attacks and the nation's No. 1 defense, Moorhead's first State squad defeated two top-20 teams by double digits, won four out of its last five regular-season games and qualified for a school-record ninth-consecutive bowl. The Bulldogs dominated then-No. 8 Auburn, 23-9, on Oct. 6, while quarterback Nick Fitzgerald accounted for 329 yards of total offense as State put away then-No. 16 Texas A&M, 28-13, on Oct. 28.

MSU reclaimed the historic Golden Egg trophy when the Bulldogs throttled rival Ole Miss, 35-3, on Thanksgiving night in Oxford. It represented the largest margin of victory by a first-year MSU head coach in Egg Bowl history. The win also propelled State to a berth in its first-ever Outback Bowl, representing the program's second-most prestigious bowl this decade. Moorhead became just the second coach in Bulldog history to reach a bowl game in his first season, joining Jackie Sherrill's 1991 squad.

State held eight of its opponents to their lowest point total of the season, including then-No. 1 Alabama, No. 10 Florida and No. 16 Texas A&M. Moorhead's first Bulldog team secured the program's second-highest finish ever in the College Football Playoff rankings at No. 18, as well as a No. 25 ranking in the final Coaches poll.

For only the second time in program history and the first since 2000, MSU produced four All-Americans led by first-teamers defensive end Montez Sweat and center Elgton Jenkins as well as safety Johnathan Abram and defensive tackle Jeffery

Simmons. Under Moorhead's guidance, Fitzgerald secured his place as one of the best dual-threat quarterbacks in SEC history as he became the conference's all-time leading quarterback rusher in addition to shattering 13 school records. Six players also earned All-SEC distinction for their year-long performance.

The Bulldogs then made a major impact in the winter and spring of 2019. A school-record eight MSU players were invited to the NFL Combine. In April, three Bulldogs were called in the first round of the 2019 NFL Draft – a first in program history – as Simmons went No. 19 overall (Tennessee), Sweat went No. 26 (Washington) and Abram followed at No. 27 (Oakland). State's three first-round selections tied with Clemson and Alabama for the most in the nation. MSU finished with a three-day total of five draft selections, including Jenkins going in the second round to Green Bay and Gerri Green being chosen by Indianapolis in the sixth round. The four defensive picks were the most in a single draft in school history. An additional seven other Bulldogs signed free agent contracts, including Fitzgerald with Tampa Bay.

Moorhead's recruiting prowess has been evident as well. A year after signing the nation's No. 25 class after just a few weeks on the job, he hauled in the No. 24 ranked class in the spring of 2019 highlighted by the signing of Charles Cross, the first five-star offensive lineman prospect in MSU history and first overall offensive five star since 2002. Moorhead's 12 four-star or greater signees were the most in a two-year span at MSU since at least 2000 when recruiting database rankings began.

Off the field, Moorhead's group has been model citizens in the community and classroom. A total of 32 Bulldogs were recognized on the SEC Academic Honor Roll in his first season. The same fall as State finished in the Top 25 of the final polls, the Bulldogs posted the highest team GPA on record with a 2.84, as five student-athletes earned a perfect 4.0.

As a collegiate student-athlete at Fordham, Moorhead was a three-year starter at quarterback and a team captain as a senior. He was a second-team All-Patriot League pick as a senior, finishing 13th nationally in total offense. He graduated with school single-season records for completions and passing yards. Following his collegiate career, Moorhead spent time in the training camp of the Milwaukee Mustangs of the Arena Football League after playing the 1996 season for the Munich Cowboys of the E.F.A.F.

Moorhead received an English degree from Fordham in 1996. He and his wife, Jennifer, have three children: daughter Kyra (18), son Mason (16) and son Donovan (12). Moorhead, an avid Pittsburgh Steelers and Pirates fan, and his family are active members of the Starkville community.

THE MOORHEAD FILE

Hometown: Pittsburgh, Pa.
Education: Fordham University, 1996 (B.A. English)
Wife: Jennifer
Children: Donovan (12), Mason (16), Kyra (18)
Birthday: November 2, 1973

COACHING CAREER

2018-p: Mississippi State (Head Coach)
 2016-17: Penn State (Offensive Coordinator/QBs)
 2012-15: Fordham (Head Coach)
 2011: Connecticut (Quarterbacks)
 2009-10: Connecticut (Offensive Coordinator/QBs)
 2006-08: Akron (Offensive Coordinator/Quarterbacks)
 2005: Akron (Assistant HC/Pass Game & Recruiting Coord./WRs)
 2004: Akron (WRs/Recruiting Coordinator/Punt Return)
 2003: Georgetown (Offensive Coordinator/Quarterbacks)
 2002: Georgetown (Pass Game Coordinator/Quarterbacks)
 2001: Georgetown (Quarterbacks)
 2000: Georgetown (Running Backs)
 1999: Pittsburgh (Graduate Assistant/Defense)
 1998: Pittsburgh (Graduate Assistant/Recruiting)

BOWL GAMES, PLAYOFF GAMES COACHED IN

2018: Outback Bowl (Mississippi State)
 2017: Rose Bowl (Penn State)
 2015: FCS First Round (Fordham)
 2014: FCS First, Second Round (Fordham)
 2013: FCS First, Second Round (Fordham)
 2011: Fiesta Bowl (Connecticut)
 2010: PapaJohns.com Bowl (Connecticut)
 2005: Motor City Bowl (Akron)

BY THE NUMBERS

8

Wins on the field by MSU in Moorhead's first season, the most victories by a first-year Bulldog head coach since 1939

2

Just the second coach in MSU history to lead the Bulldogs to a bowl game in his first season, joining Jackie Sherrill in 1991

3

Moorhead led Fordham to the 2014 Patriot League title and three straight FCS playoff appearances

MOORHEAD'S YEAR-BY-YEAR HEAD COACHING RECORD

Year	School	Overall	Conf.	Notable
2012	Fordham	6-5	0-0	Fordham first winning season since 2007
2013	Fordham	12-2	0-0	FCS Playoffs Second Round, No. 9 ranking
2014	Fordham	11-3	6-0	FCS Playoffs Second Round, No. 11 ranking
2015	Fordham	9-3	5-1	FCS Playoffs First Round, No. 19 ranking
2018	Mississippi State	0-5* (8-5 on field)	0-4* (4-4 on field)	Outback Bowl, No. 18 CFP ranking, No. 25 Coaches ranking
2019	Mississippi State	3-5	1-4	
TOTALS	(7th season)	41-23 (49-23 on field)	12-9 (16-9 on field)	
MSU Record	(2nd season)	3-10 (11-10 on field)	1-8 (5-8 on field)	
Fordham Record	(4 seasons)	38-13	11-1	

*wins vacated by the NCAA Committee on Infractions (Aug. 2019)

2019 HONORS AND AWARDS

2019 INDIVIDUAL HONORS

LEE AUTRY – SR. – DT

Senior Bowl Watch List

BRIAN COLE II – SR. – S

Senior Bowl Watch List

CAMERON DANTZLER – JR. – CB

Bednarik Award Watch List

Jim Thorpe Award Watch List

Nagurski Trophy Watch List

Preseason Second Team All-American (Lindy's Sports)

Preseason Fourth Team All-American (Phil Steele, Athlon Sports)

Preseason Second Team All-SEC (Media, Coaches, PFF, Athlon Sports, Phil Steele)

WILLIE GAY JR. – JR. – LB

Butkus Award Watch List

Preseason Third Team All-SEC (Phil Steele)

FARROD GREEN – SR. – TE

John Mackey Award Watch List

PFF SEC Team of the Week (Week 1)

STEPHEN GUIDRY – SR. – WR

Senior Bowl Watch List

KYLIN HILL – JR. – RB

Maxwell Award Watch List

Doak Walker Award Watch List

Preseason Third Team All-SEC (Coaches, Athlon Sports, Phil Steele)

PFF SEC Team of the Week (Week 1)

KOBE JONES – JR. – DE

Wuerffel Trophy Watch List

Wuerffel Trophy Nominee

All-State AFCA Good Works Team Nominee

JAQUARIUS LANDREWS – SR. S

Senior Bowl Watch List

LEO LEWIS – SR. – LB

Senior Bowl Watch List

TYRE PHILLIPS – SR. – OL

Senior Bowl Watch List

PFF SEC Team of the Week (Week 1)

CHAUNCEY RIVERS – SR. – DE

Ted Hendricks Award Watch List

Senior Bowl Watch List

Preseason Third Team All-SEC (Media, Coaches, Athlon Sports, Phil Steele)

GARRETT SHRADER – FR. – QB

SEC Freshman of the Week (vs. Kentucky)

MAURICE SMITHERMAN – SR. – CB

Preseason All-SEC Honorable Mention (PFF)

TOMMY STEVENS – SR. – QB

Senior Bowl Watch List

DEDRICK THOMAS – SR. – WR

Senior Bowl Watch List

ERROLL THOMPSON – JR. – LB

Bednarik Award Watch List

Butkus Award Watch List

Nagurski Trophy Watch List

Preseason First Team All-SEC (Media, Coaches, PFF, Athlon Sports)

Preseason Third Team All-SEC (Phil Steele)

DARRYL WILLIAMS – SR. – C

Senior CLASS Award Candidate

Rimington Trophy Watch List

Outland Trophy Watch List

Senior Bowl Watch List

Preseason Second Team All-American (Lindy's Sports)

Preseason All-SEC Honorable Mention (PFF)

Preseason Second Team All-SEC (Media, Coaches, Phil Steele)

Preseason Third Team All-SEC (Athlon Sports)

SEC Co-Offensive Lineman of the Week (vs. Southern Miss)

STAFF PLAYERS OF THE WEEK

AT LOUISIANA (AUG. 31)

Offense: RB Kylin Hill

Defense: CB Cameron Dantzler

Special Teams: P Tucker Day

Scout Team for Defense: QB Jalen Mayden

Scout Team for Offense: LB Nick Jarrett

Scout Team for Special Teams: S Cody Swanson

Student-Athletes: WR Quinton Torbor/Cody Swanson

SOUTHERN MISS (SEPT. 9)

Offense: RB Kylin Hill

Defense: DE Marquiss Spencer

Special Teams: WR JaVonta Payton

Scout Team for Defense: RB Robert Rivers

Scout Team for Offense: LB Willie Gay Jr.

Scout Team for Special Teams: S Somon Anderson

Student-Athletes: WR Isaiah Zuber/S Fred Peters

KENTUCKY (SEPT. 21)

Offense: RB Kylin Hill/QB Garrett Shrader

Defense: LB Erroll Thompson

Special Teams: P Tucker Day

Scout Team for Defense: WR Vincent Taylor

Scout Team for Offense: LB Jack Harris/CB Jaylon Reed

Scout Team for Special Teams: S Shawn Preston Jr.

Student-Athletes: DE Fletcher Adams/OL Cordavien Suggs

TOP 25 RANKINGS/ GAME-BY-GAME INFO

ASSOCIATED PRESS POLL (WEEK 9)

RK.	TEAM	REC.	POINTS
1.	LSU (17)	8-0	1476
2.	Alabama (21)	8-0	1474
3.	Ohio State (17)	8-0	1468
4.	Clemson (7)	8-0	1406
5.	Penn State	8-0	1302
6.	Florida	7-1	1226
7.	Oregon	7-1	1108
8.	Georgia	6-1	1093
9.	Utah	7-1	1032
10.	Oklahoma	7-1	1017
11.	Auburn	6-2	910
12.	Baylor	7-0	882
13.	Minnesota	8-0	778
14.	Michigan	6-2	744
15.	SMU	8-0	666
16.	Notre Dame	5-2	563
17.	Cincinnati	6-1	524
18.	Wisconsin	6-2	513
19.	Iowa	6-2	456
20.	Appalachian State	7-0	393
21.	Boise State	6-1	280
22.	Kansas State	5-2	218
23.	Wake Forest	6-1	200
24.	Memphis	7-1	188
25.	San Diego State	7-1	50

Others receiving votes: Texas 49, Navy 43, UCF 33, Washington 19, Texas A&M 14, USC 11, Louisiana Tech 6, Indiana 4, Oklahoma State 1, Pittsburgh 1, Iowa State 1

COACHES POLL (WEEK 9)

RK.	TEAM	REC.	POINTS
1.	Alabama	8-0	1593
2.	LSU	8-0	1515
3.	Clemson	8-0	1508
4.	Ohio State	8-0	1491
5.	Penn State	8-0	1359
6.	Florida	7-1	1271
7.	Georgia	6-1	1180
8.	Oregon	7-1	1163
9.	Oklahoma	7-1	1069
10.	Utah	7-1	1048
11.	Baylor	7-0	921
12.	Auburn	6-2	869
13.	Minnesota	8-0	840
14.	SMU	8-0	727
15.	Michigan	6-2	652
16.	Notre Dame	5-2	624
17.	Wisconsin	6-2	537
18.	Cincinnati	6-1	523
19.	Iowa	6-2	492
20.	Appalachian State	7-0	398
21.	Boise State	6-1	382
22.	Wake Forest	6-1	280
23.	Memphis	7-1	187
24.	Texas	5-3	104
25.	Kansas State	5-2	102

Others Receiving Votes: San Diego State 94, Navy 75, UCF 24, Louisiana Tech 22, Indiana 18, Texas A&M 16, Washington 15, Oklahoma State 7, Iowa State 3, UAB 3, Arizona State 3, Air Force 3, Virginia Tech 3, Wyoming 2, Virginia 2

CFP RANKINGS

RK.	TEAM	REC.
1.		
2.		
3.		
4.		
5.		
6.		
7.		
8.		
9.		
10.		
11.		
12.		
13.		
14.		
15.		
16.		
17.		
18.		
19.		
20.		
21.		
22.		
23.		
24.		
25.		

First CFP Rankings will be unveiled on Tuesday, Nov. 5 at 8 p.m. CT

MISSISSIPPI STATE GAME-BY-GAME NOTABLES

Opponent	Time (CT)	TV	Location	Length	Won Coin Toss	Defer/Receive	Helmet/Jerseys/Pants	Attendance
at Louisiana	11:01 a.m.	ESPNU	New Orleans, LA	3:37	Louisiana	Defer	White/White/White	22,440
Southern Miss	2:32 p.m.	ESPNU	Starkville	3:08	MSU	Defer	White/Maroon/White	55,143
Kansas State	11:02 a.m.	ESPN	Starkville	3:29	Kansas State	Defer	Maroon/Maroon/Gray	54,522
Kentucky	3:01 p.m.	SECN	Starkville	3:19	MSU	Defer	White/Maroon/White	54,556
at Auburn	6:10 p.m.	ESPN	Auburn, AL	3:30	Auburn	Defer	Maroon/White/Maroon	87,451
at Tennessee	12:03 p.m.	SECN	Knoxville, TN	2:56	Tennessee	Defer	White/White/White	85,462
LSU	2:39 p.m.	CBS	Starkville	3:17	LSU	Defer	White/Maroon/Maroon	59,282
at Texas A&M	11:03 p.m.	SECN	College Station, TX	3:27	Texas A&M	Defer	Maroon/White/Gray	102,025
at Arkansas								
Alabama								
Abilene Christian								
Ole Miss								

TRENDS / TOP GAMES / MSU IN NFL

MSU TRENDS / RECORD WHEN

	2019	Moorhead	Streak
August	1-0	1-0	W1
September	2-2	5-4	L1
October	0-3	2-4	L3
November	0-0	3-1	W2
December-January	0-0	0-1	L1

MSU's Conference Record...

at home	1-1	4-2	L1
on the road	0-3	1-6	L3

MSU's Non-Conference Record...

at home	1-1	4-1	L1
on the road	1-0	2-0	W3
neutral	0-0	0-1	L1

MSU vs. Ranked Opponents...

overall	0-2	2-4	L3
at home	0-1	2-1	L1
on the road	0-1	0-3	L9
neutral	0-0	0-0	L3
vs. Top 10	0-1	1-4	L5

MSU's Record in Games...

decided by 7 pts or less	0-1	0-3	L3
decided by 3 pts or less	0-0	0-0	L1
Road during the day	1-2	2-3	L2
Road at night	0-1	1-3	L1
Home during the day	2-2	3-2	L1
Home at night	0-0	5-1	W3

MSU's Record When Scoring...

less than 21 points	0-3	0-7	L9
21 or more points	3-3	11-4	L2
24 or more points	3-2	10-2	L1
30 or more points	2-1	8-1	L1

MSU's Record When Allowing...

less than 21 points	2-1	10-3	L1
21 or more points	1-2	6-5	L2
24 or more points	1-3	1-6	L3
30 or more points	0-3	0-3	L3

MSU's Record When...

MSU scores first	3-0	9-3	W3
Opponent scores first	0-2	2-6	L6
Leading after the 1st qtr	2-0	8-2	W2
Trailing after the 1st qtr	0-4	0-6	L7
Leading at halftime	3-0	10-1	W7
Trailing at halftime	0-4	1-7	L6
Leading after the 3rd qtr	3-1	11-1	W1
Trailing after the 3rd qtr	0-4	0-7	L7

MSU's Record With...

less than 300 yards	0-1	0-5	L9
400+ yards total offense	2-1	9-1	L1
500+ yards total offense	0-0	4-0	W4
600+ yards total offense	0-0	2-0	W5
less than 100 yards rush	0-0	0-2	L5
100+ yards rushing	3-5	11-8	L4
150+ yards rushing	3-2	10-4	L1
200+ yards rushing	3-2	10-3	L1
250+ yards rushing	1-0	7-0	W8
less than 200 yards pass	2-3	6-8	L2
300+ yards passing	0-0	1-0	W1
350+ yards passing	0-0	1-0	W6
400+ yards passing	0-0	0-0	W2
450+ yards passing	0-0	0-0	W1

TOP GAMES

200-YARD PASSING GAMES

Garrett Shrader, Fr., QB (2)

238, LSU, 2019

209, at Auburn, 2019

Tommy Stevens, Sr., QB (1)

236, at Louisiana, 2019

Keytaon Thompson, Jr., QB (1)

364, Stephen F. Austin, 2018

100-YARD RUSHING GAMES

Kylin Hill, Jr., RB (8)

211, at Kansas State, 2018

197, at Louisiana, 2019

150, at Texas A&M, 2019

126, Auburn, 2018

123, Southern Miss, 2019

120, Kentucky, 2019

111, Kansas State, 2019

108, at Ole Miss, 2018

Keytaon Thompson, Jr., QB (3)

147, Louisville, 2017

121, Ole Miss, 2017

109, Stephen F. Austin, 2018

Garrett Shrader, Fr., QB (1)

125, Kentucky, 2019

100-YARD RECEIVING GAMES

Stephen Guidry, Sr., WR (1)

130, Texas A&M, 2018

Osirus Mitchell, Jr., WR (1)

114, Stephen F. Austin, 2018

BULLDOGS IN THE NFL

Name	at MSU	Team	Year	Pos.
Johnathan Abram - IR	2017-18	Oakland	R	S
Johnathan Abram - IR	2017-18	Oakland	R	S
Denico Autry	2012-13	Indianapolis	6	DT/DE
Hunter Bradley	2012-17	Green Bay	2	LS
Fred Brown	2014-15	Denver	1	WR
Richie Brown - IR	2012-16	Atlanta	1	LB
Deion Calhoun	2014-18	Miami	R	OG
Taveze Calhoun - IR	2011-15	Atlanta	1	CB
Logan Cooke	2014-17	Jacksonville	2	P
Fletcher Cox*^	2009-11	Philadelphia	8	DT
J.T. Gray	2014-17	New Orleans	2	DB
Gerri Green - #	2014-18	Indianapolis	R	LB
Braxton Hoyett - #	2014-18	Kansas City	R	DT
Gabe Jackson*	2009-13	Oakland	6	OG
Elgton Jenkins	2014-18	Green Bay	R	OG
Justin Johnson - IR	2015-18	Seattle	R	TE
Malcolm Johnson - IR	2010-14	Green Bay	3	FB
Chris Jones*	2013-15	Kansas City	4	DT
Kyle Love	2006-09	Carolina	8	DT
Benardrick McKinney*^	2011-14	Houston	5	LB
Mark McLaurin - IR	2015-18	New York	R	LB
Pernell McPhee - IR	2009-10	Baltimore	9	LB
Dak Prescott*^	2011-15	Dallas	4	QB
Martinas Rankin	2015-17	Kansas City	2	OT
Will Redmond	2012-15	Green Bay	4	S
Jeffery Simmons	2016-18	Tennessee	R	DL
Darius Slay*^	2011-12	Detroit Lions	7	CB
Preston Smith*	2011-14	Green Bay	5	LB
Montez Sweat	2017-18	Washington	R	R
Jordan Thomas - IR	2016-17	Houston	2	TE
K.J. Wright*	2007-10	Seattle	9	LB

* - 2018 Regular Starter
 ^ - 2018 Pro Bowl Selection
 IR - Injured Reserved
 # - Practice Squad

FROM STATE SUNDAYS

INSIDE THE SERIES VS. ARKANSAS

SERIES SUPERLATIVES

Most points scored by Mississippi State: 52 (2018)
Most points scored by Arkansas: 58 (2016)
Largest margin of victory by Mississippi State: 46 (2018)
Largest margin of victory by Arkansas: 46 (2003)
Longest winning streak by Mississippi State: 4 (2012-15)
Longest winning streak by Arkansas: 9 (1999-2007)
Last win by Mississippi State: 52-6 (2018)
Last win by Arkansas: 58-42 (2016)
Current winning streak: 2, Mississippi State (2017-18)

TOP INDIVIDUAL PERFORMANCES

INDIVIDUAL 100-YARD RUSHING GAMES (12)

Yds.	Player	Date	Att.
179	Anthony Dixon	11-22-2008	23
176	Anthony Dixon	11-21-2009	24
150	Vick Ballard	11-20-2010	33
142	Kevin Bouie	11-5-1994	22
131	Nick Fitzgerald	11-9-2016	17
120	Kevin Bouie	11-6-1993	25
117	Keffer McGee	11-4-1995	27
109	Jerious Norwood	11-22-2004	23
104	Aeris Williams	11-17-2018	15
103	Chris Relf	11-20-2010	31
101	Nick Fitzgerald	11-18-2017	22
101	Josh Robinson	11-23-2013	17

INDIVIDUAL 100-YARD RECEIVING GAMES (8)

Yds.	Player	Date	Att.
208	Jamaye Smith	11-17-2007	10
171	Fred Ross	11-29-2016	10
154	Fred Ross	11-14-2015	10
132	Kevin Prentiss	11-21-1998	7
120	Eric Moulds	11-5-1994	7
110	Josh Robinson	11-1-2014	6
107	Fred Ross	11-1-2014	4
101	Brandon Holloway	11-21-2015	4

SERIES HISTORY

ARKANSAS LEADS, 16-12-1

11/30/1916:	MSU, 20-7	at Memphis, Tenn.
10/28/1939:	MSU, 19-0	at Memphis, Tenn.
11/7/1992:	MSU, 10-3	at Starkville
11/6/1993:	Tied, 13-13	at Little Rock, Ark.
11/5/1994:	MSU, 17-7	at Starkville
11/4/1995:	UA, 26-21	at Little Rock, Ark.
11/23/1996:	UA, 16-13	at Starkville
11/22/1997:	UA, 17-7	at Fayetteville, Ark.
11/21/1998:	MSU, 22-21	at Starkville
11/20/1999:	UA, 14-9	at Little Rock, Ark.
11/18/2000:	UA, 17-10 (OT)	at Starkville
11/17/2001:	UA, 24-21	at Fayetteville, Ark.
11/23/2002:	UA, 26-19	at Starkville
11/22/2003:	UA, 52-6	at Fayetteville, Ark.
11/20/2004:	UA, 24-21	at Starkville
11/19/2005:	UA, 44-10	at Little Rock, Ark.
11/18/2006:	UA, 28-14	at Starkville
11/17/2007:	UA, 45-31	at Little Rock, Ark.
11/22/2008:	MSU, 31-28	at Starkville
11/21/2009:	UA, 42-21	at Little Rock, Ark.
11/20/2010:	UA, 38-31 (2OT)	at Starkville
11/19/2011:	UA, 44-17	at Little Rock, Ark.
11/17/2012:	MSU, 45-14	at Starkville
11/23/2013:	MSU, 24-17 (OT)	at Little Rock, Ark.
11/1/2014:	MSU, 17-10	at Starkville
11/21/2015:	MSU, 51-50	at Fayetteville, Ark.
11/19/2016:	UA, 58-42	at Starkville
11/18/2017:	MSU, 28-21	at Fayetteville, Ark.
11/17/2018:	MSU, 52-6	at Starkville

Starkville: Tied, 7-7 | Fayetteville: UA, 3-2 | Neutral Sites: UA, 6-3-1

SERIES NOTABLES

MSU and Arkansas are meeting for the 29th time ... The first meeting in the series was in 1916, a 20-7 Bulldog victory ... The two schools met only twice prior to 1992 when the Razorbacks joined the SEC ... This is the 28th straight year the two teams are playing each other ... State has claimed six out of the last seven meetings ... Four out of the last six games have been decided in the final minutes with a Bulldog making a memorable play in each of State's four victories ... The last time in Fayetteville in 2017, Nick Fitzgerald threw two touchdowns in the final four minutes as the Bulldogs prevailed 28-21 ... In Fayetteville in 2015, Beniquez Brown blocked a potential game-winning 29-yard field goal with 0:39 remaining, while Dak Prescott became the first quarterback in SEC history to record over 550 yards of total offense and seven touchdowns in a game ... In 2014, Will Redmond intercepted Brandon Allen with 0:16 to play preserving a 17-10 win for the No. 1 Bulldogs ... In 2013 in Fayetteville, Damian Williams scored on 25-yard touchdown run in overtime and Taveze Calhoun recorded an interception on the Razorbacks' overtime possession ... The Bulldogs have won the last three games played in the state of Arkansas (twice in Fayetteville, once in Little Rock) ... State's 52-6 win over the Hogs last season in Starkville was its largest margin of victory in the series ... 502 miles separate the two campuses.

2019 TEAM COMPARISONS

Statistic	MISSISSIPPI STATE			ARKANSAS		
	Value	FBS	SEC	Value	FBS	SEC
3rd Down Conversion Pct	0.360	100	11	0.360	99	10
3rd Down Conversion Pct Defense	0.386	72	11	0.433	99	14
4th Down Conversion Pct	0.444	87	8	0.385	107	11
4th Down Conversion Pct Defense	0.375	23	8	0.333	15	5
Blocked Kicks	-	-	-	-	-	-
Blocked Kicks Allowed	0	1	1	0	1	1
Blocked Punts	-	-	-	-	-	-
Blocked Punts Allowed	0	1	1	0	1	1
Completion Percentage	0.576	94	8	0.537	113	13
Defensive TDs	1	37	6	3	4	2
Fewest Penalties	50	70	6	42	31	1
Fewest Penalties Per Game	6.25	61	4	5.25	23	1
Fewest Penalty Yards	397	46	2	357	31	1
Fewest Penalty Yards Per Game	49.63	40	2	44.63	25	1
First Downs Defense	166	76	10	176	96	13
First Downs Offense	177	40	5	162	72	10
Fumbles Lost	9	116	13	5	58	5
Fumbles Recovered	10	6	2	7	18	4
Kickoff Return Defense	20.35	58	10	18.45	29	4
Kickoff Returns	18.20	105	11	18.39	103	10
Net Punting	37.85	78	11	36.54	97	13
Passes Had Intercepted	9	101	12	12	125	14
Passes Intercepted	6	62	9	5	80	10
Passing Offense	192.1	106	12	232.5	65	7
Passing Yards Allowed	243.1	89	11	227.5	71	9
Passing Yards per Completion	13.03	41	5	11.63	89	10
Punt Return Defense	10.83	104	9	5.40	43	4
Punt Returns	6.75	71	12	11.40	31	9
Red Zone Defense	0.800	39	10	0.833	62	12
Red Zone Offense	0.852	57	5	0.680	125	14
Rushing Defense	159.1	63	11	191.1	97	13
Rushing Offense	186.6	46	5	131.3	104	13
Sacks Allowed	2.75	106	14	1.75	47	5
Scoring Defense	31.0	95	12	32.9	107	13
Scoring Offense	25.5	90	10	22.5	106	12
Tackles for Loss Allowed	5.25	45	7	6.13	78	11
Team Passing Efficiency	131.08	76	8	109.14	119	12
Team Passing Efficiency Defense	150.71	111	12	150.76	112	13
Team Sacks	1.63	97	12	2.25	58	9
Team Tackles for Loss	4.6	110	14	5.5	82	10
Time of Possession	31:35	32	3	27:41	110	13
Total Defense	402.3	73	10	418.6	89	13
Total Offense	378.8	88	10	363.8	98	11
Turnover Margin	-0.25	84	12	-0.63	108	14
Turnovers Gained	16	13	3	12	55	9
Turnovers Lost	18	122	14	17	119	13

INSIDE THE SERIES VS. ARKANSAS

LAST GAME VS. ARKANSAS

Arkansas **6**
#21/25/23 MSU **52**

Nov. 17, 2018
 Davis Wade Stadium
 Starkville, Miss.
 57,772

Mississippi State

RUSHING	Att.	Gain	Lost	Net	TD	Long	Avg.
Aeris Williams	15	104	0	104	0	20	6.9
Nick Fitzgerald	14	89	4	85	1	16	6.1
Nick Gibson	9	48	0	48	1	12	5.3
Dontavian Lee	7	38	0	38	0	13	5.4
Keytaon Thompson	2	12	0	12	0	9	6.0

PASSING	Com	Att	Int	Yds	TD	Long	Sacks
Nick Fitzgerald	9	14	0	127	4	34	0
Keytaon Thompson	3	4	0	61	1	33	0

RECEIVING	No.	Yds.	TD	Long
Justin Johnson	3	59	1	34
Austin Williams	2	52	2	33
Osirus Mitchell	2	21	1	15
Dontea Jones	1	17	0	17
Stephen Guidry	1	15	0	15
Farrod Green	1	11	0	11
Aeris Williams	1	9	0	9
Keith Mixon	1	4	1	4

PUNTING	No.	Yds.	Avg.	Long	I20	TB
Tucker Day	1	40	40.0	40	1	0

FIELD GOALS	Att.	Made	Long	KICKS
Jace Christmann	1	1	19	19 made

ALL RETURNS	Punts			Kickoffs			Intercepted		
	No.	Yds.	Lg.	No.	Yds.	Lg.	No.	Yds.	Lg.
Dedrick Thomas	1	0	0	1	15	15	0	0	0
C.J. Morgan	0	0	0	0	0	0	1	7	7

Arkansas

RUSHING	Att.	Gain	Lost	Net	TD	Long	Avg.
Rakeem Boyd	14	89	5	84	0	31	6.0
Dewah Whaley	4	16	0	16	0	6	4.0
Deon Stewart	1	7	0	7	0	7	7.0
Maleek Williams	3	4	2	2	0	2	0.7
Chase Hayden	1	0	1	-1	0	0	-1.0
Connor Noland	5	18	21	-3	0	12	-0.6
Ty Storey	5	8	15	-7	0	4	-1.4
De'Vion Warren	1	0	13	-13	0	0	-13.0
Reid Bauer	1	0	16	-16	0	0	-16.0

PASSING	Com	Att	Int	Yds	TD	Long	Sacks
Ty Storey	16	27	1	137	0	47	2
John Stephen Jones	1	3	0	5	0	5	0
Connor Noland	2	3	0	8	0	8	2
De'Vion Warren	0	1	0	0	0	0	1

RECEIVING	No.	Yds.	TD	Long
Deon Stewart	6	13	0	8
LaMichael Pettway	4	83	0	47
Mike Woods	3	15	0	7
Cheyenne O'Grady	2	24	0	17
Jordan Jones	2	5	0	5
Rakeem Boyd	1	8	0	8
Dewah Whaley	1	2	0	2

PUNTING	No.	Yds.	Avg.	Long	I20	TB
Reid Bauer	3	112	37.3	39	0	0

FIELD GOALS	Att.	Made	Long	KICKS
Connor Limpert	3	2	43	43 missed; 36 made; 32 made

ALL RETURNS	Punts			Kickoffs			Intercepted		
	No.	Yds.	Lg.	No.	Yds.	Lg.	No.	Yds.	Lg.
De'Vion Warren	0	0	0	2	95	71	0	0	0

Fitzgerald Shines on Senior Day in 52-6 Win vs. Arkansas

Playing his final game in Davis Wade Stadium, **Nick Fitzgerald** accounted for five touchdowns and the Bulldog defense prevented Arkansas from reaching the endzone in a 52-6 win over the Razorbacks. It was the largest victory for State in the series' history and only the second day game for the Bulldogs in 2018. MSU jumped out to a 17-0 lead utilizing a pair of touchdown runs - a 2-yarder by Fitzgerald and an 8-yarder by **Nick Gibson**. Fitzgerald overtook Anthony Dixon as MSU's all-time leader in rushing touchdowns. His final four completions of the day were all touchdown passes in the second half, including a 34-yarder to fellow senior **Justin Johnson** on the Bulldogs' first possession. Meanwhile, **Johnathan Abram** put on a clinic at safety, racking up a game-high and a career-best 12 tackles, 1.5 sacks, 3.5 tackles for loss, one forced fumble, one fumble recovery and two quarterback hurries. State accumulated five sacks and 12 tackles for loss on the day. **Erroll Thompson** added 10 tackles and 2.5 tackles for loss. **C.J. Morgan** recorded an interception. The Bulldogs closed their home state with a 6-1 record and did not allow a rushing touchdown in Davis Wade Stadium the entire season.

Arkansas	3	3	3	0	-6
Mississippi State	3	14	21	14	-52

1st	08:27	MSU	Jace Christmann 19 yd field goal
2nd	10:28	MSU	Nick Fitzgerald 2 yd run (Jace Christmann kick)
	05:20	MSU	Nick Gibson 8 yd run (Jace Christmann kick)
	00:32	AR	Connor Limpert 36 yd field goal
3rd	11:19	AR	Connor Limpert 32 yd field goal
	08:42	MSU	Justin Johnson 34 yd pass from Nick Fitzgerald (Jace Christmann kick)
	07:41	MSU	Keith Mixon 4 yd pass from Nick Fitzgerald (Jace Christmann kick)
4th	03:02	MSU	Osirus Mitchell 15 yd pass from Nick Fitzgerald (Jordan Lawless kick)
	13:04	MSU	Austin Williams 19 yd pass from Nick Fitzgerald (Jordan Lawless kick)
	05:20	MSU	Austin Williams 33 yd pass from Keytaon Thompson (Jordan Lawless kick)

Team Stats

	AR	MSU
FIRST DOWNS	17	29
Rushing	10	16
Passing	6	9
Penalty	1	4
NET YARDS RUSHING	69	287
Rushing Attempts	35	47
Average Per Rush	2.0	6.1
NET YARDS PASSING	150	188
Completions-Attempts-Int	19-34-1	12-18-0
Average Per Attempt	4.4	10.4
Average Per Completion	7.9	15.7
TOTAL OFFENSE YARDS	219	475
Total offense plays	69	65
Average Gain Per Play	3.2	7.3
Fumbles: Number-Lost	3-2	2-1
Penalties: Number-Yards	9-85	7-60
PUNTS-YARDS	3-112	1-40
KICKOFFS-YARDS	3-193	9-533
Punt returns: Number-Yards-TD	0-0-0	1-0-0
Kickoff returns: Number-Yds-TD	2-95-0	1-15-0
Interceptions: Number-Yds-TD	0-0-0	1-7-0
Fumble Returns: Number-Yds-TD	0-0-0	0-0-0
Possession Time	27:39	32:21
Third-Down Conversions	5 of 17	7 of 10
Fourth-Down Conversions	1 of 4	1 of 1
Red-Zone Scores-Chances	2-4	6-6
Sacks By: Number-Yards	0-0	5-48
PAT Kicks	0-0	7-7

QUICK HITS: OFFENSE/DEFENSE/SPECIAL TEAMS

OFFENSE QUICK HITS

- Generated 400+ yards of total offense for the 10th time under **Joe Moorhead** last week at Texas A&M. State is 9-1 in such games and has totaled 400+ yards of offense three times this season
- MSU (5), Georgia (5) and Ole Miss (6) are the only teams in the SEC that have rushed for 200+ yards in five or more games this season
- Averaging 205.1 rushing yards per game over the last two seasons (2nd in SEC behind Georgia's 237.8)
- Scored first three times this season (at Louisiana, vs. Southern Miss and vs. Kentucky) and 9-3 under **Joe Moorhead** (3-0 this year) when doing so
- Scored 30+ points nine times under **Joe Moorhead**, (three times this season) and 8-1 when hitting that mark
- RB **Kylin Hill** and South Carolina's Kevin Harris are the only players in the SEC this year who have rushed for 120+ yards and three touchdowns in a single game. Hill did it in the fourth game of the season vs. Kentucky
- Scored points in each of its last five red zone drives and in six of its last seven, dating back to the Tennessee game
- Scored a touchdown in the red zone 69.7 percent of trips this season (T-4th in SEC)
- 13 red zone TDs have been rushing (4th in SEC)
- 16 drives of 10+ plays this season, scoring points on 11 of those (8 TDs)
- Rushed for a touchdown in seven different games this season and have multiple rushing scores in four games.
- Logged 177 first downs (5th in SEC) ... 83 first downs have been rushing (4th in SEC)
- MSU's 21 first-half points in the SEC opener vs. Kentucky were its most against an SEC opponent since scoring 21 points against Ole Miss in 2018 and 27 points against Ole Miss in 2016.
- 15 different players have caught at least one pass this season, while 11 have multiple receptions
- WR **Osirus Mitchell** (4) and WR **Stephen Guidry** (4) have combined for eight of State's 12 receiving touchdowns this season
- Five different players have caught a TD in 2019

- WR **Dedrick Thomas** has been money on third down with each of his five third down catches converting a first down
- Eight different Bulldogs have at least one 20+ yard reception. WR **Osirus Mitchell** leads with way with five, WR **Dedrick Thomas** is next with four, WR **Stephen Guidry** and WR **Isaiah Zuber** have three, WR **Austin Williams** has two, and TE **Farrod Green**, WR **JaVonta Payton**, WR **Malik Dear** and RB **Nick Gibson** have one
- All four of WR **Dedrick Thomas'** 20+ yard receptions have come from QB **Garrett Shrader**, including two in the SEC opener vs. Kentucky
- Recorded 32 plays of 20+ yards from scrimmage this season, and 22 have come in the last five games
- Scored a touchdown on 10 of 11 drives with at least one 20+ yard rush this season
- Totaled 32 scoring drives (26 TD) this season
- Put together 30 drives this year with at least three first downs and have scored a touchdown on 18 of them
- Totaled 135 plays of 10+ yards this season from scrimmage (4th in SEC), including 63 rushes of 10+ yards (leads SEC and 10 more than the next team)
- Recorded eight TDs of 20+ yards from scrimmage this season. WR **Osirus Mitchell** is responsible for four of those (receiving), WR **Stephen Guidry** has two (receiving), while RB **Lee Witherspoon** (rushing) and WR **Isaiah Zuber** (receiving) own the others with one each

DEFENSE QUICK HITS

- LB **Erroll Thompson** is State's leading tackler (55)
- Three Bulldogs have recorded 50+ tackles in 2019
- Allowed 30+ points just four times over its last 21 contests (each this season) dating back to 2018 (31 by Kansas State, 56 by No. 7 Auburn, 36 by No. 2 LSU, 49 by Texas A&M)
- State has allowed a 100-yard rusher once in the last 16 games (Kentucky on Sept. 21, 2019)
- Has not allowed a rush of more than 31 yards this season
- MSU, Alabama and Georgia are the only SEC schools that haven't allowed a 40+ yard rush in 2019
- Surrendered just five total plays of 40+ yards from scrimmage (T-4th in SEC)
- Racked up 80.0 tackles for loss in its last 12 games dating back to last season

- Recorded at least one sack in 29 of the last 30 games dating back to last season
- Forced an interception in five of eight games this season and multiple picks in two games
- LB **Willie Gay Jr.** returned an interception 52 yards for a touchdown on the game-opening drive vs. Kentucky in the SEC opener. It was MSU's first defensive TD since 2017 against UMass (J.T. Gray, returned an interception 58 yards for a score)
- 18 different Bulldogs have recorded at least 0.5 tackle for loss so far this season
- S **Brian Cole II** leads MSU in tackles for loss (7.0) and DE **Chauncey Rivers** leads in sacks (2.5)
- True freshman DT **Nathan Pickering** logged the first sack of his career vs. No. 2 LSU two weeks ago
- S **C.J. Morgan** leads MSU with eight pass breakups
- DE **Chauncey Rivers** leads MSU in total pressures (18), DE **Marquiss Spencer** is next (15), LB **Erroll Thompson** is third (12) and LB **Leo Lewis** is fourth (10)

SPECIAL TEAMS QUICK HITS

- P **Tucker Day** has a 43.7 punting average (8th in SEC). His longest punt of the season is 70 yards, while seven total punts have gone 50+ yards
- K **Jace Christmann** converted a career-long 51-yard field goal attempt in the second quarter at Tennessee on Oct. 12. It was the first 50+ yard field goal made by an MSU player since 2002 (53 yards by Brent Smith vs. Tennessee)
- K **Jace Christmann** is 102-of-103 on PATs for his career. Last week, he became just the second Bulldog in school history to make 100 or more PATs, joining school-record holder Westin Graves (2014-16). Christmann is two shy of tying Graves' school record of 104

NOTEBOOK

12 GRADUATES ON MSU'S ROSTER

Name	Pos.	Degree
Lee Autry	DT	Interdisciplinary Studies
Brian Cole II	S	Interdisciplinary Studies
Malik Dear	WR	Kinesiology
Jaquarius Landrews	S	Interdisciplinary Studies
Alec Murphy	RB	Marketing
Chauncey Rivers	DE	Interdisciplinary Studies
Tommy Stevens	QB	Telecommunications ^
Michael Story	OL	Kinesiology
Dedrick Thomas	WR	Psychology
Tim Washington	LB	Industrial Technology
Evans Wilkerson	OL	Accounting
Isaiah Zuber	WR	Sociology/Criminology +



^ - degree earned at Penn State

+ - degree earned at Kansas State

120TH SEASON IN PROGRAM HISTORY

The 2019 season serves as the 120th season of Mississippi State football. Head coach **Joe Moorhead**, the 2016 and 2017 National Offensive Coordinator of the Year, is the 33rd head football coach in school history. Moorhead spearheaded the Bulldogs to a No. 25 Coaches poll final ranking and a No. 18 ranking in the 2018 College Football Playoff, representing the program's second-highest CFP finish ever. Moorhead has also produced back-to-back Top 25 recruiting classes.

NINE STRAIGHT BOWL APPEARANCES

Mississippi State is on a school-record streak of nine consecutive bowl appearances, joining Alabama, Georgia, LSU and Texas A&M as the only SEC schools to go to a bowl game every season this decade. The Bulldogs appeared in their first-ever Outback Bowl, the program's highest bowl game since the 2014 Orange Bowl.

FROM STATE TO SUNDAYS

Bulldogs continue to dominate NFL rosters in 2019 with over 30 players on active or practice squads. Five current active Bulldogs have been selected to the Pro Bowl during their careers, including Dallas Cowboys starting quarterback Dak Prescott, Philadelphia Eagles defensive tackle Fletcher Cox, Houston Texans linebacker Benardrick McKinney, Detroit Lions cornerback Darius Slay and Seattle Seahawks linebacker K.J. Wright. In the spring of 2019, a school-record eight Bulldogs were invited to the NFL Combine. In April, three MSU players were called in the first round of the 2019 NFL Draft - a first in program history - as Jeffery Simmons (No. 19 - Tennessee), Montez Sweat (No. 26 - Washington) and Johnathan Abram (No. 27 - Oakland) were all selected.

NEW FACES ON COACHING STAFF IN 2019

Joe Moorhead continues to serve as the offensive playcaller. Moorhead is joined by three new coaches on offense - **Tony Hughes** (associate head coach/tight ends), **Terry Richardson** (assistant head coach/run game coordinator/running backs) and **Michael Johnson** (wide receivers). There are two new coaches on defense - **Deke Adams** (defensive line) and **Chris Marve** (defensive run game coordinator/linebackers). Defensively, MSU has continuity at the playcaller position for the first time since 2014 as 2018 Broyles Award finalist and national defensive coordinator of the year **Bob Shoop** enters his second year with the program. Shoop's unit was the best in college football last season, allowing the fewest yards per game (263.1) and fewest yards per play (4.13).

FIVE TEAM CAPTAINS

The five 2019 team captains are safety **Brian Cole II**, punter **Kody Schexnayder**, quarterback **Tommy Stevens**, linebacker **Erroll Thompson** and center **Darryl Williams**. The captains are selected in a vote entirely by their teammates. Thompson and Williams were tabbed captains following MSU's spring game on April 13. Cole, Schexnayder and Stevens were revealed on Aug. 25 following a vote during preseason camp.

LEADERSHIP COUNCIL

MSU's 2019 Leadership Council is made up of 12 players selected by a team vote, which includes the five captains. The leadership council includes six seniors: **Brian Cole II**, **Farrod Green**, **Leo Lewis**, **Kody Schexnayder**, **Tommy Stevens** and **Darryl Williams**; two juniors: **C.J. Morgan** and **Erroll Thompson**; one sophomore: **Austin Williams**; two redshirt freshmen: **Aaron Brule** and **Fabien Lovett**; and one true freshman: **De'Monte Russell**.

MOORHEAD QUICKEST TO 10 ON-FIELD WINS SINCE 1954-55

With the Sept. 7 victory over Southern Miss, **Joe Moorhead** became the quickest MSU head coach to 10 on-field victories since College Football Hall of Famer Darrell Royal did it in 15 games from 1954-55. Moorhead also did it in 15 games. Royal departed for the University of Washington the following season before going on to Texas. Allyn McKeen, another College Football Hall of Famer, is the quickest MSU coach to 10 wins having done it in 12 games from 1939-40.

Quickest MSU Coaches to 10 Wins

Coach	# of Games	Years
Allyn McKeen*	12	1939-40
Ralph Sasse	13	1935-36
Sid Robinson	13	1917-19
Joe Moorhead	15	2018-19
Darrell Royal*	15	1954-55
E.C. Hayes	15	1914-15
W.D. Chadwick	15	1909-10

* - denotes College Football Hall of Famer

WINS BY SEC TEAMS SINCE START OF 2014 SEASON

Playing in the difficult SEC West, the Bulldogs have won the sixth-most games (45) in the entire SEC since the start of the 2014 season, a year MSU was ranked No. 1 in the nation for five weeks.

Rank	School	Wins	P5 Wins	Non-P5 Wins
1.	Alabama	75	58	12
2.	Georgia	58	42	10
3.	LSU	52	36	11
4.	Auburn	47	29	13
5.	Florida	47	33	9
T-6.	Mississippi State	45	25	15
T-6.	Texas A&M	45	27	12
8.	Missouri	40	23	11
9.	Mississippi	38	21	11
10.	Kentucky	38	22	11
11.	Tennessee	37	21	10
12.	South Carolina	35	22	8
13.	Arkansas	30	15	9
14.	Vanderbilt	26	11	10

15 BULLDOGS HAVE MADE THEIR FIRST CAREER START IN 2019

Bulldogs making their first career start this season (15 - 8 offense, 7 defense): DE **Chauncey Rivers** (at Louisiana), DT **Jaden Crumedy** (at Louisiana), DT **Fabien Lovett** (at Louisiana), DE **Marquiss Spencer** (at Louisiana); LT **Tyre Phillips** (at Louisiana), LG **Dareuan Parker** (at Louisiana), WR **Cameron Gardner** (at Louisiana), QB **Tommy Stevens** (at Louisiana), LG **Tommy Champion** (Southern Miss), CB **Tyler Williams** (Kansas State), QB **Garrett Shrader** (Kentucky), WR **Isaiah Zuber** (Kentucky), TE **Geor'quarius Spivey** (Kentucky), CB **Martin Emerson** (LSU) and CB **Jarrian Jones** (at Texas A&M).

16 BULLDOGS HAVE MADE THEIR FIRST APPEARANCE IN 2019

Bulldogs making their first career appearances this season (16): CB **Martin Emerson Jr.** (at Louisiana), CB **Jarrian Jones** (at Louisiana), WR **JaVonta Payton** (at Louisiana), QB **Tommy Stevens** (at Louisiana), WR **Isaiah Zuber** (at Louisiana), S **Collin Duncan** (at Louisiana), S **Aadreekis Conner** (at Louisiana), S **Fred Peters** (at Louisiana), OL **LaQuinston Sharp** (at Louisiana), LS **Paul Blackwell** (at Louisiana), DT **Nathan Pickering** (Southern Miss), QB **Garrett Shrader** (Southern Miss), DE **Demonte' Russell** (Southern Miss), RB **Lee Witherspoon** (Southern Miss), CB **J.P. Purvis** (Southern Miss) and OL **Charles Cross** (Southern Miss).

WILLIAMS NAMED TO SENIOR CLASS AWARD

C **Darryl Williams** is one of 30 candidates for the prestigious Senior CLASS Award this season. Williams and Auburn's Derrick Brown are the candidates from the SEC. An acronym for Celebrating Loyalty and Achievement for Staying in School®, the Senior CLASS Award focuses on the total student-athlete and encourages students to use their platform in athletics to make a positive impact as leaders in their communities. Just 15 credit hours away from earning his undergraduate degree in human development and family sciences, Williams has maintained a 3.0 cumulative GPA and has been on the SEC Academic Honor Roll throughout his career.

NOTING MSU'S RUN GAME

MSU has boasted one of the nation's top rushing attacks since the start of 2016.

- Logged 200+ yards in five games this year (most recently last week at Texas A&M - 239).
- Rushed for 200+ yards at Texas A&M last week for the 30th time since 2016.
- Topped 200 yards on the ground in 13 of 21 games under **Joe Moorhead**.
- Rushed for 200+ yards in eight games in 2016 and nine times in 2017.
- Under Moorhead, MSU is 10-3 when eclipsing the 200-yard mark on the ground.
- Fifth in the SEC this season in rush yards/game (186.6).
- Second in the SEC (20th, FBS) in 2018 in rush yards/game (223.62) and second in the SEC (12th, FBS) in yards/carry (5.66).
- 19-2 record since 2016 when rushing for 250+ yards.
- Six 250-yard rushing games in 2018 were the second-most in the SEC behind Georgia (8).

SEC LEADERS IN 200+ YARDS RUSHING GAMES SINCE 2018

Rank	School	200+ Yard Rush Games	Record When
1.	Georgia	14	14-0
2.	Mississippi State	13	10-3
T-3.	Missouri	11	9-2
T-3.	Ole Miss	11	7-4
T-5.	Florida	10	10-0
T-5.	Texas A&M	10	9-1
T-5.	Kentucky	10	10-0
8.	Alabama	9	9-0
9.	Auburn	8	8-0
10.	South Carolina	7	6-1
11.	LSU	6	5-1
12.	Arkansas	5	2-3
13.	Vanderbilt	4	2-2
14.	Tennessee	3	2-1

> Six of MSU's 200-yard rushing games since 2018 have been vs. SEC teams (3rd in SEC).

SAME GAME 100-YARD RUSHING GAMES SINCE 2016

Since 2016 (once this season), MSU has had multiple 100-yard rushers in the same game 10 times.

Opponent	Date	Yards Rushing
Kentucky	9/21/19	Garrett Shrader (125), Kylin Hill (120)
at Ole Miss	11/22/18	Nick Fitzgerald (117), Kylin Hill (108)
#8 Auburn	10/6/18	Nick Fitzgerald (195), Kylin Hill (126)
Louisiana	9/16/18	Nick Fitzgerald (107), Aeris Williams (101)
at Kansas State	9/8/18	Nick Fitzgerald (159), Kylin Hill (211)
UMass	11/4/17	Nick Fitzgerald (135), Aeris Williams (114)
BYU	10/14/17	Aeris Williams (114), Nick Fitzgerald (103)
at Louisiana Tech	9/9/17	Nick Fitzgerald (111), Aeris Williams (107)
at Ole Miss	11/26/16	Nick Fitzgerald (258), Aeris Williams (191)
#4 Texas A&M	11/5/16	Nick Fitzgerald (182), Aeris Williams (140)

TAKEAWAYS, TURNOVER MARGIN IN 2019

After ranking sixth in the SEC in total takeaways with 20 in 2018, "Hunting the Ball" was a major point of emphasis this past offseason for the Bulldogs' defense. State has racked up 16 takeaways in eight games this season (T-13th in FBS, 3rd in SEC).

- T-12th in the FBS in takeaways per game this season (2.0)
- Had nine takeaways through the first eight games last season compared to 16 this season
- Gained 10 fumbles in 2019 (2nd in SEC, T-6th in FBS)
- Recorded multiple takeaways in five of eight games this season
- Gained at least one fumble in four of eight games this season
- Gained three fumbles three times (at Louisiana, vs. Kansas State, at Auburn)
- Picked off at least one pass in four of eight games this season
- Logged multiple interceptions twice (vs. Southern Miss, at Tennessee)

HOLDING TEAMS TO FEWER THAN 200 YARDS RUSHING

Since the start of the 2018 season, MSU has held 18 of its 21 opponents below the 200-yard rushing mark, which is tied for the third most in the SEC during that stretch.

- Only three times has a team rushed for 200+ yards on the Bulldogs since 2018 - Kentucky in 2018 (229 yards), Auburn in 2019 (217) and Texas A&M in 2019 (207).
- 10 of those 18 opponents have been SEC teams (T-3rd in the SEC).

SEC LEADERS IN HOLDING TEAMS BELOW 200-YARDS RUSHING SINCE 2018

Rank	School	Opp. Below 200+ Rushing	Record When
T-1.	Georgia	20	17-3
T-1.	Alabama	20	19-1
T-3.	Mississippi State	18	11-7
T-3.	Texas A&M	18	11-7
T-3.	Auburn	18	13-5

Rank	School	SEC Opp. Below 200+ Rushing	Record When
1.	Alabama	13	13-0
2.	Georgia	12	10-2
T-3.	Mississippi State	10	5-5
T-3.	Texas A&M	10	5-5
T-3.	Auburn	10	5-5

STATE HAS A TAKEAWAY IN 22 OF ITS LAST 24 GAMES

The Bulldogs have collected at least one takeaway in 22 of their last 24 games dating back to the 2017 season at Arkansas on Nov. 18. State has compiled 43 takeaways in its last 24 games. MSU recorded at least one takeaway in 22 straight games (longest active streak in the FBS) before State was unable to forced a takeaway vs. No. 2 LSU on Oct 19.

MSU'S TAKEAWAYS SINCE NOV. 18, 2017 AT ARKANSAS

Date	Opponent	Takeaway
11/18/17	Arkansas	FF by Johnathan Abram (FR by Marquiss Spencer)
11/23/17	Ole Miss	FF by Erroll Thompson (FR by Jeffery Simmons)
		INT by Mark McLaurin
12/30/17	Louisville	3 INT by Mark McLaurin
		INT by Cameron Dantzler
9/1/18	Stephen F. Austin	INT by C.J. Morgan
9/8/18	Kansas State	INT by Erroll Thompson
9/15/18	Louisiana	INT by Johnathan Abram
9/22/18	Kentucky	INT by Brian Cole
9/29/18	Florida	INT by Cameron Dantzler
10/6/18	Auburn	FR by Joel Baldwin on muffed punt
		FF by Mark McLaurin (FR by Kobe Jones)
10/20/18	LSU	INT by Cameron Dantzler
10/27/18	Texas A&M	INT by Erroll Thompson
11/3/18	LA Tech	INT by Stephen Adegoke
11/10/18	Alabama	FR by Braxton Hoyett
		INT by Willie Gay Jr.
11/17/18	Arkansas	FF by Johnathan Abram (FR by Johnathan Abram)
		INT by C.J. Morgan
11/17/18	Arkansas	FF by Chris Rayford (FR by Chris Rayford)
11/22/18	Ole Miss	FF by Jeffery Simmons (FR by Willie Gay)
		INT by Johnathan Abram
		INT by Maurice Smitherman
1/1/19	Iowa	FF by Stephen Adegoke (FR by Mark McLaurin)
		INT by Willie Gay Jr.
8/31/19	Louisiana	INT by Cameron Dantzler
		FR by Brian Cole II on backward pass
		FR by Erroll Thompson on TEAM sack
		FF by Marquiss Spencer (FR by Cameron Dantzler)
9/7/19	Southern Miss	FF by Marquiss Spencer (FR by Tyler Williams)
		INT by Martin Emerson
		INT by C.J. Morgan
9/14/19	Kansas State	FR by Paul Blackwell
		FF by Stewart Reese (FR by Darryl Williams)
		FR by Jarrian Jones
9/21/19	Kentucky	INT by Willie Gay Jr.
9/28/19	Auburn	2 FR by Leo Lewis
		1 FR by Aaron Brule
10/12/19	Tennessee	1 INT by Cameron Dantzler
		1 INT by Brian Cole II

MSU HAS AN INTERCEPTION IN 16 OF ITS LAST 21 GAMES

State has collected an interception in 16 of its last 21 games and has 19 total interceptions during that stretch. MSU carried a streak of nine straight games with a pickoff into the Kansas State game on Sept. 14, 2019, before it was ended.

The 19 pickoffs have been credited to nine different players, including six on the 2019 roster:

- CB Cameron Dantzler (1 vs. Florida, 2018; 1 at LSU, 2018; 1 at Louisiana, 2019; 1 at Tennessee, 2019)
- S Brian Cole II (1 at Kentucky, 2018; 1 at Tennessee, 2019)
- LB Erroll Thompson (1 at Kansas State, 2018; 1 vs. Texas A&M, 2018)
- CB C.J. Morgan (1 vs. Stephen F. Austin, 2018; 1 vs. Arkansas, 2018; 1 vs. Southern Miss, 2019)
- LB Willie Gay Jr. (1 at Alabama, 2018; 1 vs. Iowa, 2018; 1 vs. Kentucky, 2019)
- CB Martin Emerson (1 vs. Southern Miss, 2019)
- CB Maurice Smitherman (1 at Ole Miss, 2018)
- S Johnathan Abram (1 vs. Louisiana, 2018; 1 at Ole Miss, 2018)
- CB Stephen Adegoke (1 vs. LA Tech, 2018)

SEC LEADERS IN HOLDING OPPONENTS BELOW 30 POINTS SINCE 2018

Rank	School	30+ Point Games Allowed
1.	Kentucky	1
T-2.	Auburn	2
T-2.	Georgia	2
T-4.	Mississippi State	4
T-4.	Texas A&M	4
T-4.	Alabama	4
T-4.	LSU	4
T-4.	Florida	4

Rank	School	30+ Point Games Allowed vs. SEC
1.	Kentucky	1
T-2.	Auburn	2
T-2.	Alabama	2
T-2.	Georgia	2
T-2.	LSU	2
T-6.	Mississippi State	3
T-6.	Missouri	3

NOTING TRUE FRESHMAN QB GARRETT SHRADER

QB **Garrett Shrader**, an early enrollee from Charlotte Christian North High School in North Carolina who won back-to-back state titles in high school, has been arguably the top freshman signal-caller in the FBS this season. Shrader, an electric athlete, joins Oklahoma's Jalen Hurts as the only Power 5 players to throw for 1,000+ yards and rush for 500+ yards this season.

- Passed for 1,022 yards and rushed for 504 yards in seven games
- Responsible for 10 touchdowns (7 passing, 3 rushing)
- Only true freshman QB in the FBS with 1,000+ passing yards and 500+ rushing yards
- Led MSU in rushing four of the last five games (all vs. SEC)
- Averages 218.0 yards of total offense per game (5th in SEC)
- Thrown a TD in four straight games (2 at Auburn, 1 at Tennessee, 1 vs. LSU, 3 at Texas A&M)
- Three touchdown passes at Texas A&M are a career high
- 1 of 7 SEC QBs with at least three passing TDs in an SEC game this season
- 16 of 17 completions of 20+ yards have been in SEC play (4th in SEC)
- 17 total completions of 20+ yards (T-2nd in SEC among QBs)
- Responsible for at least one touchdown in five of seven games played
- Logged both a passing and rushing touchdown in a single game twice (at Auburn, vs. LSU)
- 29 runs for a first down (leads SEC QBs and ranks 7th in SEC overall)
- 26 runs for 10+ yards (T-12th in FBS overall, 5th in FBS among QBs, T-1st in SEC overall)
- Four runs for 20+ yards (3rd in SEC among QBs)
- 50 completions for a first down and 48 for 10+ yards
- Three runs of 10+ yards in the red zone (leads SEC)
- 11 runs of 10+ yards on second down (T-1st in SEC, leads SEC QBs)
- Complete 60+ percent of passes in three different games

FBS QUARTERBACKS: RUSHING YARDS PER GAME

Rank	Player	School	Games	Rush Yards/Game
1.	Malcolm Perry	Navy	7	133.4
2.	Jalen Hurts	Oklahoma	8	100.1
3.	Asher O'Hara	MTSU	8	76.1
4.	Garrett Shrader	Mississippi State	7	72.0
5.	Sean Chambers	Wyoming	8	70.9

Note: To qualify, player must have played in 75% of his team's games.

FBS QUARTERBACKS: MOST 10+ YARD RUNS

Rank	Player	School	Attempts	10+ Yards
1.	Jalen Hurts	Oklahoma	103	33
2.	Malcolm Perry	Navy	145	32
3.	Asher O'Hara	MTSU	122	27
T-4.	Garrett Shrader	Mississippi State	92	26
T-4.	Nathan Rourke	Ohio	97	26

FBS QUARTERBACKS: 1,000+ PASS YARDS / 500+ RUSH YARDS

Player	School	Games	Pass Att.	Pass Yds.	Rush Att.	Rush Yds
Jalen Hurts	Oklahoma	8	180	2,469	103	801
Dan Ellington	Georgia State	8	238	1,771	116	512
Nathan Rourke	Ohio	8	206	1,743	97	536
Spencer Sanders	Oklahoma State	8	214	1,739	107	500
Asher O'Hara	MTSU	8	227	1,652	122	621
Garrett Shrader	Mississippi State	7	136	1,022	92	504

FBS TRUE FRESHMAN QUARTERBACKS: 7+ PASS TD / 3+ RUSH TD

Player	School	Passing TD	Rushing TD
Jayden Daniels	Arizona State	11	3
Max Duggan	Texas Christian	11	3
Bo Nix	Auburn	12	4
Garrett Shrader	Mississippi State	7	3

SHRADER THROWS CAREER-HIGH THREE TDs IN THIRD START AT TEXAS A&M

In his third start, QB **Garrett Shrader** completed 13 of 30 passes for 194 yards and a career-high three touchdowns with one interception last week at Texas A&M.

- Totaled four completions of 25+ yards, including a pair of 30+ yard strikes
- Logged four runs of 10+ yards
- Connected with WR **Stephen Guidry** for a 32-yard TD on MSU's first scoring drive
- Found WR **Isaiah Zuber** for touchdowns twice (14 yards and 35 yards)
- 35-yard TD pass to Zuber is his longest TD pass of the season
- Marked the second straight week he threw a TD of 20+ yards to Guidry
- Threw a touchdown for the fourth straight game this season
- First MSU QB with four straight games with a TD pass in a season since Nick Fitzgerald (2017)
- Had multiple TD passes for the second time this season (Previous: 2 at No. 7 Auburn)
- Became the first Bulldog freshman to throw at least five touchdowns in a single season since Tyler Russell (5) in 2010

SHRADER MAKES SECOND START

QB **Garrett Shrader** made his second career start against No. 2 LSU on Oct. 19. He finished the game 17-of-28 passing for 238 yards and one TD to go along with 66 rushing yards and one TD on 19 carries.

- Career-high 304 yards of total offense and averaged 6.5 yards per play
- Scored State's first TD of the game (12-yard rush)
- Found WR **Stephen Guidry** for a 24-yard TD pass in the fourth quarter
- Had 155 yards of total offense in the first half (9 of 13 passing for 112 yards and one interception to go along with 11 rushes for 43 yards and one touchdown)
- Logged one run of 10+ yards

SHRADER STARTS AT QB IN SEC OPENER VS. KENTUCKY

QB **Garrett Shrader** started at quarterback in place of QB **Tommy Stevens** vs. Kentucky. Shrader became the fifth MSU true freshman to start at least one game at quarterback since the 1989 season (others: **Keytaon Thompson** (2017), Damian Williams (2013), Wesley Carroll (2007), Todd Jordan (1989)) Thompson started the 2017 TaxSlayer Bowl vs. Louisville, Williams started the 2013 Egg Bowl vs. Ole Miss and Carroll started in nine games in 2007.

- Shrader accounted for 305 yards of total offense, including rushing for 125 yards on 11 carries, to lead MSU past Kentucky, 28-13 in its SEC opener. Shrader was just the second MSU true freshman QB to start in an SEC game in the last 12 years (Damian Williams, 2013 Egg Bowl the other).
- Shrader was an efficient 17-of-22 for 180 yards through the air. He accounted for all six of the Bulldogs' 20+ yard plays in the game, including rushes of 49- and 36-yards. With the score a one-possession game and 4:32 remaining, Shrader engineered a six-play, 75 yard drive and extended the drive with a 49-yard rush on third down.
- The winning drive culminated with a touchdown and put the game out of reach. Shrader became the first MSU QB in school history to rush for over 100 yards and pass for over 100 yards in his first career start. He was the first to do it overall since senior Nick Fitzgerald last season.
- For his efforts, Shrader was recognized as the SEC Freshman of the Week on Sept. 23, becoming the first Bulldog offensive player to earn the honor since RB LaDarius Perkins on Nov. 27, 2010. He was the first MSU true freshman QB to ever receive the accolade.

BREAKING DOWN SHRADER'S APPEARANCES (NON STARTS)

vs. Southern Miss - Week 2

Taking over for QB **Tommy Stevens** in the first half of Week 2 vs. Southern Miss, true QB Garrett Shrader completed seven of his 11 pass attempts for 71 yards as the Bulldogs cruised to their 38-15 win. Shrader completed passes to six different Bulldogs and also rushed for 16 yards. He had a pair of 15+ yard completions - one to RB **Kylin Hill** for 15 yards and the other to WR **Isaiah Zuber** for 17.

vs. Kansas State - Week 3

He entered the game for Stevens again in Week 3 vs. Kansas State and went 4-of-12 passing for 51 yards, rushed 10 times for 82 yards and a score.

at Auburn - Week 5

Shrader, who made his first career start in Week 4 against Kentucky, spelled an injured Stevens again in Week 5 at Auburn and found success. Shrader entered the game on MSU's second series in the first quarter and immediately guided the Bulldogs on a 12-play, 75-yard drive that ate up 6:49 for MSU's second-longest scoring drive (time wise) of the season. He connected with WR **Stephen Guidry** for a 9-yard touchdown with 2:20 on the clock. Shrader finished the game 12-of-23 through the air for 209 yards and two touchdowns. He added 89 yards rushing on 16 carries, including a 7-yard touchdown run in the fourth quarter. Shrader accounted for 298 yards of total offense, including all six of the Bulldogs' 20+ yard plays from scrimmage.

at Tennessee - Week 7

Stevens got the start at quarterback last week at Tennessee but was spelled by true freshman Garrett Shrader to start the second half. Shrader completed the game and was effective, finishing 5-of-10 for 79 yards through the air. He connected with WR **Dedrick Thomas** on a 17-yard strike to complete an eight-play, 90-yard drive (longest drive of the season in terms of yardage) with 8:27 to play in the game. Shrader extended the drive with a gritty 12-yard run on fourth down. He finished with 62 rushing yards.

HILL RECLAIMS SEC RUSHING LEAD

Behind 150 rushing yards (fifth 100-yard game in 2019) and one touchdown last week at Texas A&M, RB **Kylin Hill** reclaimed the top spot on the SEC's rushing yards leaderboard this season (T-19th in FBS). For the season, Hill sits at 793 rushing yards and six rushing touchdowns on an SEC-high 155 attempts. Last week against the Aggies, Hill:

- Went over 100 yards rushing for the fifth time this season
- Tied for 12th in MSU single season history for 100-yard rushing games (5)
- Tied for 12th in MSU career history for 100-yard rushing games (8)
- Broke off a 36-yard run in the second quarter, his longest run since at Alabama on 11/10/18 and later added a 39-yard run in the fourth quarter
- His 36-yard run came on State's first scoring drive and set up a 32-yard TD pass from QB **Garrett Shrader** to WR **Stephen Guidry** two plays later
- Grounded out 79 yards on 12 carries for a 6.6 per carry average in the first half

A LOOK AT WHERE HILL RANKS IN THE SEC

Category	Stat	SEC Rank
Rushing Yards	793	1st
Rushing Yards Per Game	99.1	3rd
Rushing TDs	6	T-5th
100-Yard Rushing Games	5	1st
Rushes for 1st Down	40	2nd
Rushes for 10+ Yards	26	T-1st
Rushes for 20+ Yards	6	T-7th
Yards From Scrimmage	860	4th
Yards From Scrimmage Per Game	107.5	4th

8 FOR 100

RB **Kylin Hill** owns eight career 100-yard rushing games, all coming in the last two seasons. Earlier this season, Hill became the first MSU player to open a season with 100+ yards rushing in each of the first four games. Prior to Week 4 when Hill had 120 yards rushing against Kentucky, the last MSU player to have four straight 100-yard rushing games was QB Nick Fitzgerald against BYU (15-103/2 TD), against Kentucky (12-115/2 TD), at Texas A&M (18-105/1 TD) and vs. UMass (17-135/2 TD) in 2017.

In fact, the last MSU running back to have four consecutive 100-yard rushing games was Anthony Dixon who had a streak of five straight games at Vanderbilt (21/123/0 TD), against LSU (27-106/2 TD), against Georgia Tech (18-106/0 TD), against Houston (21-134/2 TD) and at Middle Tennessee (27-135/2 TD) in 2009.

- Needs just one more 100-yard rushing game to enter MSU's career top 10
- Six of Hill's eight career 100-yard rushing games have been against Power 5 teams
- Four of his eight career 100-yard rushing games have been against SEC teams

NOSE FOR THE END ZONE

RB **Kylin Hill** has six rushing touchdowns through eight games this season. Hill has scored at least one touchdown rushing in four of eight games and has found the end zone at least once through the air or on the ground in six of the last 10 games, dating back to the 2018 season.

- Three rushing TDs against Kentucky were the most for a MSU player during a SEC game since QB Nick Fitzgerald secured four rushing TDs against Arkansas in 2016
- Three rushing TDs against Kentucky also marked the first time since Ballard in 2010 vs. Arkansas that an MSU running back found the end zone three times against an SEC opponent
- First MSU running back with at least three rushing touchdowns in a single game since Vick Ballard had three in 2011 at Memphis
- Hill's rushing score last week at Texas A&M brought his career total to 12

DON'T BLINK

Highlighted by 26 rushes of 10+ yards through eight games, RB **Kylin Hill** has a career total of 59. Hill had 19 such rushes in 11 games last year and 14 in 12 game in 2017.

FIRST DOWN MACHINE

RB **Kylin Hill** has an impressive 40 rushes for a first down this season and 99 for his career. Hill is averaging 5.0 rushing first downs per game this season. Last week at Texas A&M he surpassed his 2018 total of 37.

BREAKING DOWN HILL'S YARDS AFTER CONTACT

Opponent	Net Rushing Yards	Yards After Contact
Louisiana	197	88
Southern Miss	123	98
Kansas State	111	71
Kentucky	120	59
Auburn	45	33
Tennessee	13	15
LSU	34	25
Texas A&M	150	83
TOTAL	793	467

> Hill had 472 yards after contact in 2018

SEC LEADERS IN YARDS AFTER CONTACT IN 2019 PER PFF

Rank	Player	School	Yards After Contact
1.	Ke'Shawn Vaughn	Vanderbilt	480
2.	Kylin Hill	Mississippi State	467
3.	Tavien Feaster	South Carolina	427
4.	Larry Rountree III	Missouri	418
5.	D'Andre Swift	Georgia	407

SEC LEADERS IN AVOIDED TACKLES IN 2019 PER PFF

Rank	Player	School	Avoided Tackles
1.	Kylin Hill	Mississippi State	37
2.	Clyde Edwards-Helaire	LSU	34
T-3.	Ja'Tarvious Whitlow	Auburn	33
T-3.	Ke'Shawn Vaughn	Vanderbilt	33
5.	Najee Harris	Alabama	32

> Hill had 31 avoided tackles in 2018

TEAM CAPTAIN WILLIAMS IS THE LEADER OF THE O-LINE

C **Darryl Williams** is a team captain, preseason All-American and candidate for the Rimington and Outland Trophies. He made the move to center from left guard during spring ball and anchors an offensive line that has been a strength on offense the last two seasons.

- Started 33 (total career starts with eight at center) of the Bulldogs' last 34 games
- Has allowed just one sack since the start of the 2017 season (sack came at Kentucky in 2018)
- Allowed just four pressures in 2019 (3 hurries, 1 hit)
- Surrendered only one pressure over the last three games
- Earned SEC Co-Offensive Lineman of the Week honors following his strong performance in Week 2 against Southern Miss
- All 441 of his snaps this season have come at center
- Allowed only one sack, three QB hits and five hurries for just nine total pressures in 2018

SEC CENTERS WITH ZERO SACKS ALLOWED IN 2019

C **Darryl Williams** is one of six SEC centers who hasn't allowed a sack this season (minimum 200 pass blocking snaps).

Player	School	Pass Blocking Snaps	Sacks Allowed
Donell Stanley	South Carolina	353	0
Ty Clary	Arkansas	332	0
Brandon Kennedy	Tennessee	259	0
Eli Johnson	Ole Miss	257	0
Kaleb Kim	Auburn	231	0
Darryl Williams	Mississippi State	227	0

A CLOSER LOOK AT STATE'S O-LINE

The Bulldogs had to replace two starters on the offensive line as guard Deion Calhoun and center Elgton Jenkins departed for the NFL after last season. However, State welcomed back a veteran group with plenty of starting experience. MSU heads into Week 10 with a combined 111 starts on the line. State entered 2019 with 71, which was the fifth-most in the SEC.

RG Stewart Reese

- Started all but one game of his college career (33; 26 at RT, 7 at RG)
- Last week at Texas A&M was his first career missed start
- Has seen action in 314 total snaps in 2019 (251 at RG, 63 at RT)
- Slid into right guard for the first time in his career this season
- Has allowed six pressures (zero sacks) in 159 pass-block snaps in 2019
- Last time he allowed a sack was at Alabama in 2018

RT Greg Eiland

- Started 24 games in his career
- 17 starts at left tackle and seven at right tackle (first seven games this season)
- Has played the fourth-most snaps this season among MSU's offensive linemen (335)
- 11 snaps this season have been at left tackle

LT Tyre Phillips

- Played in all 13 games in 2018 (rotated at both tackle positions but did not start)
- Has been solid at left tackle this season, starting all eight games
- Played the most snaps among MSU's offensive linemen (506)
- Allowed the first sack of his career (340 pass block snaps) at Tennessee (6th game of season)
- Saw action in two snaps at left guard in the season opener
- Surrendered just 2.0 sacks this year (both at Tennessee)

LG Dareuan Parker

- Saw action in every game last season
- Started at left guard in six games this season
- Missed the second and third games of this season (injury)
- Had top overall grade in his return vs. Kentucky in Week 5 among MSU offensive linemen from PFF (79.7) and an impressive run-block grade (82.0)
- Two of MSU's three rushing touchdowns and 194 of the Bulldogs' 241 rushing yards vs. Kentucky were to the left (Parker's side)
- Just four pressures allowed in 2019 (1 sack, 1 hit, 2 hurries)
- No sacks allowed in the last four games and has allowed just one all season (vs. Kentucky)

More on the Bulldogs' offensive line

Behind the starting five, MSU has experience in guard **Michael Story** and tackle **Tommy Champion** and center **Evans Wilkerson**. JUCO transfer **LaQuinston Sharp** saw his first career action in Week 1 at right guard. He earned an 85.7 grade from PFF in 31 snaps played. He's played mostly at right guard so far. He had to take one snap at center in the season opener.

Champion earned his first career start at left guard in Week 2 in place of Parker. He played 40 snaps and was solid, not allowing a pressure. He got the start there again in Week 3 and started at right tackle last week at Texas A&M in place of **Greg Eliand**, who was out with an injury. Champion has seen 30+ snaps of action in three games at right guard (Kentucky, at Auburn, at Tennessee) and 60+ snaps at right tackle each of the last two games (LSU, at Texas A&M). Despite not being a regular starter, Champion has played the third-most snaps played on MSU's offensive line this season (381).

MITCHELL AND GUIDRY TIED FOR TEAM LEAD IN TD CATCHES

WR **Osirus Mitchell** and WR **Stephen Guidry** are tied for the team lead with four TD catches. Guidry has a TD catch in each of the last two games and in four total games. Mitchell has also found the end zone through the air in four games, including each of the first three. Both Mitchell and Guidry have caught a TD in two of the same games (Southern Miss, at Auburn). Mitchell or Guidry has a TD reception in six of eight games.

MITCHELL LEADS MSU IN RECEIVING

WR **Osirus Mitchell** is State's top receiver in yardage (344) and catches (25). He has at least one reception of 20+ yards in five different games. His 17 catches for a first down and 10 catches for 15+ yards lead MSU.

- Led MSU in receiving yards in four games this season
- Touchdown catches have been 31, 28, 35 and 21 yards, respectively
- Caught a TD for the third straight game in Week 3 (first MSU player since WR Chad Bumphis in 2012 to accomplish that feat) and has a TD catch in four of five games
- Caught a TD pass from QB **Tommy Stevens** on MSU's first drive in each of the first two games
- Has multiple receptions in six games this season

GUIDRY HAS BEST GAME OF SEASON VS. NO. 2 LSU

WR **Stephen Guidry** led MSU in receiving yards (98) and receptions (6) to go along with a 24-yard touchdown catch (first 20-yard reception of the season) in the fourth quarter vs. No. 2 LSU.

- Per PFF, 37 of his yards against No. 2 LSU were earned after the catch
- Had catches vs. five different LSU defenders and a passer rating when targeted of 115.6
- Has just one dropped pass all season so far on 17 catchable targets (drop rate: 5.9%)

GUIDRY FOLLOWS UP WITH SOLID PERFORMANCE AT TEXAS A&M

WR **Stephen Guidry** caught two passes for 59 yards, including a 32-yard TD last week at Texas A&M. It was the second straight game he caught a 20+ yard TD pass.

- 15 of 18 catches this season have been for a first down
- 10 catches have been for 15+ yards
- Two catches have resulted in 25+ yard gains
- 202 of his 270 receiving yards this season have been in SEC play, which leads the Bulldogs
- Three of his four receiving touchdowns have been in SEC play (T-5th in the SEC)
- 222 of his 270 receiving yards have come on first and second downs

THOMAS STEPS UP AS RELIABLE TARGET

WR **Dedrick Thomas** is State's third-leading receiver with 248 yards on 18 catches. He also has one touchdown catch to his credit. He has four receptions of 20+ yards and at least one in three different games.

- 13 catches have been for 10+ yards
- Go-to target on third down with all five receptions converting a first down this year
- Three of his catches on third down have been 25+ yard gains
- Leads MSU with 10 catches for 10+ yards in SEC play

NOTING TOMMY STEVENS' BULLDOG DEBUT

QB **Tommy Stevens** started for the first time in his college career in State's 38-28 season-opening win at Louisiana. It was his first start at any level since Nov. 7, 2014 in high school.

- For the game, Stevens was 20-of-30 passing for 236 yards and two touchdowns and rushed 11 times for 37 yards and one TD.
- According to PFF, he completed 17 of 22 passes (77.3 percent) for 200 yards (9.1 yards/attempt) and 11 first downs when facing "no pressure" in the season opener.
- In the first half, he went 10-of-16 passing for 127 yards and scored a TD both passing (31-yard pass) and rushing (4-yard run).
- Had touchdown passes of 31 yards (Osirus Mitchell) and 12 yards (Austin Williams).
- Was one of three SEC QBs with multiple passing touchdowns and a rushing TD in Week 1.
- His 20 completions were the most by an MSU QB since Nick Fitzgerald completed 23 passes on Nov. 19, 2016 vs. Arkansas.
- Had 13 completions for a first down, which was the third-most in the SEC in Week 1, and five completions for 15+ yards and a pair for 25+.

STEVENS SOLID IN SECOND START BEFORE 2ND QUARTER INJURY

In QB **Tommy Stevens'** second start he connected with WR **Osirus Mitchell** for a TD on MSU's opening drive for the second straight game (31 yards vs. Louisiana, 28 yards vs. Southern Miss). Mitchell was Stevens' third target of the drive after WR **Dedrick Thomas** and WR **Stephen Guidry** had each hauled in 10+ yard passes.

- Went 7-of-7 passing for 84 yards and a TD in the first quarter, and on the next play threw an 11-yard TD strike to Guidry
- Connected on his first nine passing attempts (105 yards, two TDs) with a 244.2 passer rating before an incompleting late in the second quarter
- Nine straight completions marked the longest streak for a Bulldog QB to start the game since Dak Prescott completed his first 12 passing attempts against Arkansas in 2015
- Left the game late in the second quarter with an injury and did not return

BRIAN COLE II HAVING SOLID SENIOR SEASON SO FAR

S **Brian Cole II** leads the Bulldogs and is tied for ninth in the SEC in tackles for loss this season (7.0). Cole's 7.0 tackles for loss lead the SEC among defensive backs (T-7th among FBS defensive backs). He also has 2.0 sacks this season to his credit.

- Picked off his first pass of the season at Tennessee in the sixth game (second of his career)
- Recorded at least 0.5 TFL in eight of 13 career games, including five games this season
- Collected nine total pressures this year, according to PFF
- Logged a career-high nine tackles last week at Texas A&M

STUFFING THE STAT SHEET

S **Brian Cole** has been a ballhawk this season. He is one of three SEC players credited with at least one interception, one sack, one forced fumble and one fumble recovery.

Player	School	INT	Sacks	FF	FR
Kamren Curl	Arkansas	2	2.0	1	1
Brian Cole II	Mississippi State	1	2.0	1	1
Jeremiah Dinson	Auburn	1	2.0	1	1

Cole is one of just five Bulldogs to accomplish that feat in a single season since 2000:

Player	Year	INT	Sacks	FF	FR
Jamar Chaney	2009	2	2.0	2	1
Johnathan Calvin	2016	1	7.0	2	1
Gerri Green	2017	1	5.0	3	1
Johnathan Abram	2018	2	3.0	1	1
Brian Cole II	2019	1	2.0	1	1

Cole is one of just four Power 5 players to total 45+ tackles, 7.0 tackles for loss, one interception and one forced fumble in 2019:

Player	School	Tackles	TFL	INT	FF
Mike Rose	Iowa State	53	8.0	1	1
Joseph Ossai	Texas	55	7.0	2	1
Anfernee Jennings	Alabama	48	7.5	1	1
Brian Cole II	Mississippi State	46	7.0	1	1

DANTZLER AMONG SEC'S BEST IN COVERAGE

CB **Cameron Dantzler** a preseason All-American, candidate for the Jim Thorpe, Bednarik and Nagurski awards, currently own the No. 3 overall grade (88.0) by PFF in the SEC among cornerbacks this season. Dantzler missed last week's game at Texas A&M due to injury. The week before, he was solid in coverage against No. 2 LSU (allowed 2 receptions on 3 targets for just 13 total yards allowed and 1 pass defense, per PFF).

- For his career, allowed a passer rating of just 36.4 (1 TD allowed, 5 INTs, 13 pass deflections)
- 36.4 passer rating when targeted since the beginning of the 2017 season ranks second among all SEC cornerbacks with at least 25 targets in coverage during that time ranking behind only Georgia's Deandre Baker, according to PFF.
- Played 143 coverage snaps this season and 617 for his career
- Targeted 15 times and allowed just six receptions (40 percent) for 96 yards
- Allowed only 19 yards after catches
- Surrendered just one touchdown this season (at Auburn)
- Recorded two interceptions this season (leads MSU)
- He LSU's Derek Stingley Jr., and Alabama's Patrick Surtain II are the only SEC players with 6+ PBU and multiple interceptions

SEC CB LEADERS IN PASSER RATING ALLOWED PER PFF (MIN. 15 TARGETS)

Rank	Player	School	Rating
1.	Trevon Diggs	Alabama	21.4
2.	Roney Elam	Texas A&M	35.3
3.	Patrick Surtain II	Alabama	36.4
4.	Cameron Dantzler	Mississippi State	39.6
5.	Derek Stingley Jr.	LSU	41.6

RIVERS RECORDS CAREER-HIGH 1.5 SACKS VS. NO. 2 LSU

DE **Chauncey Rivers** had a career game vs. No. 2 LSU, logging 1.5 sacks. He upped his season total to 2.5, which leads all MSU defenders. His other sack this year came in the win against Kentucky.

- Leads MSU in total pressures (18)
- Played 318 snaps this season (most among MSU defensive linemen)
- Recorded at least one pressure in every game this season
- Zero missed tackles over the last three games
- Second among Bulldog defenders in tackles for loss this season (4.5)

OUTSIDE THE HUDDLE PROFILES

OFFENSIVE PLAYERS

#70 Tommy Champion – OL

His mother calls him “T.J.” ... Claims he is really a quarterback ... Favorite food is fried pork chop ... Says he is a “hooper at heart” ... Has a one-year-old daughter named KayLeeh Z. Champion and says she comes before anyone.

#9 Malik Dear – WR

Nickname is “Weeble” ... Earned his undergraduate degree in kinesiology in December of 2018 ... Currently working on a master’s degree in workforce education leadership.

#55 Greg Eiland - OL

Nickname is “Peewee” ... Enjoys being outdoors ... Avid hunter and fisher ... Rides bulls and horses ... Boston Red Sox fan ... Favorite NFL team is the Indianapolis Colts and is a big fan of Peyton Manning ... Also played baseball growing up ... Favorite candy is Reese’s.

#18 Cameron Gardner - WR

Nicknames are “Cam” and “Cam G” ... Starkville native that reunites with former teammates Willie Gay Jr, Kameron Jones and Kobe Jones ... Lists the Philadelphia Eagles as his favorite NFL team and De’Andre Hopkins as his favorite player ... His brother (Navy) and nephew (Air Force) both served in the military ... Also played baseball and basketball growing up ... Favorite candies are Swedish Fish and Mike N’ Ikes ... Wants to serve as a secret service agent following his football career ... Lists his parents as the inspirational people in his life because “they’ve been through so much, and you wouldn’t even know because they always have a smile on their face.”

#82 Farrod Green - TE

Grew up with teammate Leo Lewis ... Played basketball until the 10th grade ... Enjoys watching Netflix and gaming in his free time ... His father coaches at Copiah Lincoln Community College and he grew up on Co-Lin’s campus ... His father has coached at Co-Lin for over 25 years and has coached the likes of Nick Fairley, DeQuan Menzie, Arthur Maulet and MSU alum Donald Gray ... Aspires to be a coach like his father one day ... His go-to breakfast on gamedays is cheese eggs, sausage and a waffle.

#1 Stephen Guidry - WR

Nicknames are “Bankroll” and “Killa” ... Born in Baton Rouge ... Likes to listen to NBA Youngboy and Boosie before a game to psyche himself up ... Favorite NFL team is the Jacksonville Jaguars and his favorite player is Odell Beckham Jr. ... Also played basketball, track and baseball growing up ... Enjoys playing NBA 2K during his free time ... Hidden talent is jiggling.

#8 Kylin Hill - RB

Hidden talent is dancing and claims he is the best dancer on the team ... Favorite artist is NBA Youngboy... His dream is to meet Kobe Bryant one day ... Favorite candy is sour gummy worms ... Favorite NFL team is the New England Patriots.

#5 Osirus Mitchell - WR

Grandmother called him “Bam Bam” growing up because he tended to break and throw things ... Skilled cooked and painter ... Wanted to play basketball not football in college his entire high school career ... Only decided to pursue football after his senior year ... Addicted to white chocolate Hershey’s and hot Cheetos ... Shares the same birthday (Sept. 15) with his mother and sister ... Enjoys fishing to relax ... Made regular fishing trips with Cameron Dantzler and Tim Washington over the summer ... Dantzler lists Osirus as the teammate that inspires him most because of his “motor to go” that pushes Dantzler to also work harder.

#4 JaVonta Payton – WR

Nicknames are “JP” and “Tay” ... He is the oldest of 12 siblings ... Enjoys watching movies in his spare time and aspires to act following his football career ... Enjoys watching old Disney shows to remind him of his childhood ... Teammates give him a hard time over how skinny he is ... Favorite NFL team is the Tennessee Titans ... Favorite candy is Reese’s.

#78 Tyre Phillips – OL

Nickname is “Big Country” ... Musically gifted ... Plays the piano and the trumpet ... Despite playing on the offensive line, does not like large crowds and does not like being touched.

#51 - Stewart Reese - OT

Nickname is “Big Stew” ... Enjoys playing video games ... His favorite video game series is Call of Duty with his favorite game being Black Ops 3 ... Animal lover, especially favors dogs ... Enjoys singing ... Aspires to be an anesthesiologist.

#6 - Garrett Shrader - QB

Says his nickname is “Shrader” ... Reason he gave was “nobody remembered my first name” ... People around the football building say he’s a grill-master ... Has three siblings ... When asked to describe himself in 25 words or less, he said: bold, fun, confident ... Said his teammates give him a hard time about “the way I dress” ... Can solve a Rubik’s Cube ... Favorite Mississippi State player in the NFL is Jeffery Simmons ... Favorite NFL Player is Aaron Rodgers ... Doesn’t really have social media (has a Twitter account, but not very active) ... Said best advice he’s ever received: “Keep your head where your feet are” ... Two-time state champion at Charlotte Christian ... His father played football and baseball at The Citadel in Charleston, South Carolina.

#11 Geor’quarius Spivey – TE

His first name combines the beginning of his father’s name, George ... His grandmother gave him the nickname “Monk” as a child because he was hyper and jumped around like a monkey ... Loves playing Fortnite and Madden in his free time ... Feels like he is the “greatest” on the team when it comes to gaming ... Enjoys shopping for new tennis shoes and cooking ... Favorite NFL players are Chad Johnson and Julio Jones ... Also played basketball and ran track growing up ... Says his inspiration is his grandmother because she “influenced me to be a better person.”

#7 Tommy Stevens - QB

Graduate transfer quarterback from Penn State ... Indianapolis native ... Enjoys hanging out with friends and playing video games in his spare time ... Listens to Metallica to psyche himself up for big games ... Favorite NFL team is the Dallas Cowboys ... His grandfather is a former Marine ... His hidden talent is that he is a “decent bowler” ... One of his favorite snacks is sunflower seeds ... Prefers Hulu over Netflix and likes to binge watch South Park.

#2 Dedrick Thomas - WR

Nickname is “Sweet Feet” ... Earned the nickname as a sophomore while playing football at Memphis Central from going to camps and juking others on the field ... Claims to be a NBA 2k “freak” ... Grew up believing he was going to play basketball because his closet friends have played the sport on the collegiate and professional level ... Big anime fan with his favorites being Naruto and Dragon Ball Z ... Graduated with a degree in kinesiology in May and is currently pursuing a degree in psychology.

#88 Powers Warren - TE

Nickname is “Powow” ... Born in Kansas City, Kansas ... His hidden talent is his ability to do a back flip ... Also played basketball, hockey and soccer growing up ... His father is the former Chief Operating Officer of the Minnesota Vikings and was recently named the commissioner of the Big Ten Conference.

#85 - Austin Williams - WR

Lived in Germany for two years when he was in the fifth grade ... Enjoys skydiving.

#73 Darryl Williams – OL

Nickname is “The Big General” ... Battles for the title of best griller on the team with Tim Washington ... His specialty is ribs and often hosts the offensive line for cookouts ... Listens to “Ready or Not” by Fugees to get hyped for a big game ... Claims his “phenomenal” suit game will “blow you off the charts” ... Lists his mom and his uncle as his biggest fans and motivations ... Enjoys fishing in his free time ... Favorite Mississippi State tradition is “Don’t Stop Believing” heading into the fourth quarter ... Majoring in human development because he has a passion for working with children and would like to pursue that following his football career.

#12 Isaiah Zuber - WR

Nickname is “Zube” ... Graduate transfer wide receiver from Kansas State ... Native of Stone Mountain, Georgia, and played at Stephenson, the same high school that produced former MSU players Preston Smith and Montez Sweat and current Bulldog Chauncey Rivers.

OUTSIDE THE HUDDLE PROFILES

DEFENSE/SPECIAL TEAMS PLAYERS

#90 Lee Autry – DT

Younger brother to former Bulldog and current Indianapolis Colt – Denico Autry ... His secret hobby is making beats on his laptop ... Wears No. 90 because it was the number he wore when he first started playing football ... Favorite NFL team is the Carolina Panthers ... Also played basketball growing up ... Favorite candy is Trollis gummies ... Plays football for his mother and wants to give back to her after watching her struggle to make ends meet when growing up ... After his football career, he dreams of giving back to his community and helping high school athletes develop on the field to earn collegiate scholarships.

#32 Brian Cole II - S

Nickname is "BCole" ... Was on the swim team in middle school ... Avid video gamer that enjoys playing NBA2K ... Hails from Saginaw, Michigan where he was the No. 1 receiver in the state of Michigan coming out of high school ... Allergic to dogs despite wanting to own one someday ... Enjoys super heroes and has a tattoo of his favorite – The Incredible Hulk ... His father is a retired police officer ... Darryl Williams lists Cole as his most inspirational teammate, calling him family and admiring his love for the game of football.

#3 - Cameron Dantzler - CB

Nickname in high school was "The Needle", because he was long and skinny but "when I hit you, it hurts" ... Enjoys singing and watching cartoons ... His favorite cartoons are SpongeBob SquarePants and The Boondocks ... Listens to NBA Youngboy and Meek Mill before big games ... Lists his mom as his biggest fan because she "brags on me so much, it's crazy" ... His son, Cameron Dantzler Jr., was born on May 26 ... Says the birth of his son has "changed his whole demeanor" ... Also adopted a pitbull puppy, Bruno, over the summer ... His go-to breakfast on game days is pancakes ... Enjoys fishing and riding horses in his free time ... Made regular fishing trips with Osirus Mitchell and Tim Washington over the summer.

#6 Willie Gay Jr. - LB

Starkville native that was high school teammates with fellow Bulldog Kobe Jones on defense ... Grew up a Mississippi State fan ... enjoys singing ... Mother calls him Chip because she says he is "sweet as a chocolate chip" ... Runs an Instagram account for his two pitbulls – Pac & Leila Ali.

#11 Jaquarius Landrews

Goes by his middle name "Capri" because he isn't the biggest fan of his first name ... He is left handed ... Wears No. 11 to represent being the "11th man on the field" ... Teammates gave him a hard time over the summer for shaving his head ... Favorite candy is M&M's ... Earned his undergraduate degree in interdisciplinary studies in December of 2018 ... Currently working on his master's degree in workforce education leadership ... His daughter, Nevaeh, was born in January ... Says she is his inspiration because she "gives him every reason to be great."

#52 Kobe Jones - DE

Reunites on defense with high school teammate with Willie Gay Jr. ... One of his former coaches gave him the nickname "Mayor of Starkville" over the 2018 season ... Has worn No. 52 since he was seven ... Favorite NFL team is the Dallas Cowboys ... Favorite television show is "Power" ... Favorite food is ribeye steak ... Helps coach the Starkville Cowboys, a local little league football team.

#10 Leo Lewis – LB

Farrod Green lists him as his most inspirational teammate ... The duo is from the same area in Mississippi and understand each other's struggles of growing up and motivates the two to push harder ... The two have been close friends before becoming teammates at Mississippi State.

#54 Fabien Lovett - DT

Nickname is "Fabo" ... Claims to be a "shy" and "quiet" person ... Likes to play Madden during his free time ... Following his football career, he'd like to pursue welding ... Favorite candies are cherry sours and white chocolate Reese's.

#7 Marcus Murphy - S

Plays in honor of his mother Demetrick Murphy, who passed away unexpectedly in January, and his son Mason ... Mason is battling a rare genetic abnormality and is searching for a bone marrow transplant ... Wears No. 7 because it "means everything" to his family ... Enjoys hunting in his spare time ... Favorite NFL team is the Atlanta Falcons ... Says his baseball skills is his hidden talent.

#29 C.J. Morgan - S

Played violin before he ever picked up football and continued to play the instrument up until the 9th grade ... Is the oldest of four siblings ... Before every game, listens to his "Old Vibes" playlist, which consists of 70s to 2000s R&B ... Active brother of the Phi Beta Sigma Fraternity ... Loves joking around with his friends ... Favorite artist is Drake ... Says he hates to hold hands with anyone because he has "really sweaty hands."

#8 Maurice Smitherman - CB

Nickname is "Mo" ... He chose to wear No. 8 because of its ties to "new beginnings" in the Bible ... His favorite NFL team is the New England Patriots ... Best advice he ever received is from former Bulldog and NFL star Darius Slay: you have to know "that you are the best on the field" ... Enjoys sour candies ... Also played basketball growing up.

#40 Erroll Thompson - LB

Enjoys listening to music to get hyped on gamedays ... Favorite Mississippi State tradition is the Dawg Walk ... Enjoys hanging out with friends and playing video games in his free time ... Go-to breakfast on gamedays is an omelet ... Played baseball until his junior year of high school ... Claims he was a better baseball player than football player growing up ... Models his game after Luke Kuechly and Bobby Wagner ... Talks to his dad, a former Alabama State football player, after every game ... His father likes to watch game replays and will critique his game.

#50 Tim Washington - LB

Young linebackers on the team call him "Uncle Tim" ... Enjoys fishing and spent the summer taking fishing trips with Cameron Dantzler and Osirus Mitchell ... Has a passion for cooking and grilling ... Battles Darryl Williams for the title of the best griller on the team ... Some of his favorite things to cook/grill are seafood and chicken ... Earned his undergraduate degree in industrial technology in May ... Currently pursuing a master's degree in workforce education leadership.

#67 Paul Blackwell - SNP

Both of his grandfathers – Milton Chandler and James Blackwell served in the military ... Enjoys fishing and boating ... Goal is to work as a petroleum engineer following his football career ... Also played soccer and baseball growing up ... Favorite NFL team is the New Orleans Saints.

#42 Tucker Day - P

Enjoys singing acting ... Several family members are actors ... Skilled at impersonating people and characters ... Avid hockey fan and enjoys playing hockey as well ... Big fan of the Nashville Predators and New York Rangers ... Was an amateur junior hockey player for the Nashville Junior Predators.

#47 - Jace Christmann - K

Born John Christmann V ... His family did not call him John for the first month of his life to avoid the confusion of being a fifth-generation John ... His dad found the name Jace in an old book, which is derived from the initials J.C. ... Learned how to solve a Rubik's Cube over the 2018 season ... Runs a Twitter account dedicated to the Bulldog specialists (@4thDownDawgs).

#48 Scott Goodman - K

Is a triplet ... The only boy of the triplet set and was born second by a minute ... His older sister, Jamie, attends Ole Miss while his younger sister, Sydney, attends Auburn ... He did not grow up playing football, only starting his football career in high school ... Favorite NFL team is the New Orleans Saints ... Also grew up playing soccer and baseball ... Likes to hunt and fish during his free time.

#27 Kody Schexnayder – P/HLD

Nickname is "Shex" ... Has a twin brother, Kyle ... The first sport he actually fell in love with was baseball before finding his passion for football ... Enjoys fishing in his spare time ... His favorite NFL team is the New Orleans Saints ... His family had to overcome tragedy after losing everything in the effects of Hurricane Katrina in 2005.

CAREER/GAME-BY-GAME STARTS

MISSISSIPPI STATE CAREER STARTS BY POSITION

OFFENSE

LEFT TACKLE

Greg Eiland - 17
Tyre Phillips - 8

LEFT GUARD

Darryl Williams - 25
Michael Story - 3
Tommy Champion - 2
Dareuan Parker - 6

CENTER

Darryl Williams - 8

RIGHT GUARD

Stewart Reese - 7
Michael Story - 1

RIGHT TACKLE

Stewart Reese - 26
Greg Eiland - 7
Tommy Champion - 1

TIGHT END

Farrod Green - 29
Geor'quarius Spivey - 1

WIDE RECEIVER

Osirus Mitchell - 21
Dedrick Thomas - 15
Malik Dear - 9
Stephen Guidry - 10
Austin Williams - 5
Isaiah Zuber - 2
Cameron Gardner - 1

RUNNING BACK

Kylin Hill - 19
Nick Gibson - 1

QUARTERBACK

Tommy Stevens - 5
Garrett Shrader - 3
Keytaon Thompson - 2

DEFENSE

DEFENSIVE END

Fletcher Adams - 7
Chauncey Rivers - 8
Marquiss Spencer - 8

DEFENSIVE TACKLE

Fabien Lovett - 7
Lee Autry - 4
Jaden Crumedy - 5
Fletcher Adams - 1
Kobe Jones - 1

LINEBACKER

Leo Lewis - 43
Erroll Thompson - 40
Willie Gay Jr. - 6

SAFETY

Brian Cole II - 12
Jaquarius Landrews - 11
C.J. Morgan - 20

CORNERBACK

Cameron Dantzler - 19
Maurice Smitherman - 8
Martin Emerson - 2
Jarrian Jones - 1
Tyler Williams - 1

MISSISSIPPI STATE OFFENSIVE GAME-BY-GAME STARTERS IN 2019

Game	WR (X)	WR (H)	WR (Z)	LT	LG	C	RG	RT	TE	RB	QB
at Louisiana	C. Gardner	D. Thomas	O. Mitchell	T. Phillips	D. Parker	D. Williams	S. Reese	G. Eiland	F. Green	K. Hill	T. Stevens
Southern Miss	S. Guidry	D. Thomas	O. Mitchell	T. Phillips	T. Champion	D. Williams	S. Reese	G. Eiland	F. Green	K. Hill	T. Stevens
Kansas State	S. Guidry	D. Thomas	O. Mitchell	T. Phillips	T. Champion	D. Williams	S. Reese	G. Eiland	F. Green	K. Hill	T. Stevens
Kentucky	I. Zuber	G. Spivey (TE)	O. Mitchell	T. Phillips	D. Parker	D. Williams	S. Reese	G. Eiland	F. Green	K. Hill	G. Shrader
at Auburn	S. Guidry	D. Thomas	O. Mitchell	T. Phillips	D. Parker	D. Williams	S. Reese	G. Eiland	F. Green	K. Hill	T. Stevens
at Tennessee	I. Zuber	D. Thomas	O. Mitchell	T. Phillips	D. Parker	D. Williams	S. Reese	G. Eiland	F. Green	K. Hill	T. Stevens
LSU	S. Guidry	D. Thomas	O. Mitchell	T. Phillips	D. Parker	D. Williams	S. Reese	G. Eiland	F. Green	K. Hill	G. Shrader
at Texas A&M	S. Guidry	D. Thomas	O. Mitchell	T. Phillips	D. Parker	D. Williams	M. Story	T. Champion	F. Green	K. Hill	G. Shrader
at Arkansas											
Alabama											
Abilene Christian											
Ole Miss											

MISSISSIPPI STATE DEFENSIVE GAME-BY-GAME STARTERS IN 2019

Game	DE	DT	NG	DE	WLB	MLB	S/LB	CB	FS	SS	CB
at Louisiana	C. Rivers	J. Crumedy	F. Lovett	M. Spencer	L. Lewis	E. Thompson	B. Cole II	M. Smitherman	C. Morgan	J. Landrews	C. Dantzler
Southern Miss	C. Rivers	L. Autry	F. Lovett	M. Spencer	L. Lewis	E. Thompson	B. Cole II	M. Smitherman	C. Morgan	J. Landrews	C. Dantzler
Kansas State	C. Rivers	J. Crumedy	F. Lovett	M. Spencer	L. Lewis	E. Thompson	B. Cole II	M. Smitherman	C. Morgan	J. Landrews	T. Williams
Kentucky	C. Rivers	L. Autry	F. Lovett	M. Spencer	L. Lewis	E. Thompson	B. Cole II	M. Smitherman	C. Morgan	J. Landrews	C. Dantzler
at Auburn	C. Rivers	J. Crumedy	F. Lovett	M. Spencer	L. Lewis	E. Thompson	B. Cole II	M. Smitherman	C. Morgan	J. Landrews	C. Dantzler
at Tennessee	C. Rivers	L. Autry	F. Lovett	M. Spencer	L. Lewis	E. Thompson	B. Cole II	M. Smitherman	C. Morgan	J. Landrews	C. Dantzler
LSU	C. Rivers	J. Crumedy	F. Lovett	M. Spencer	L. Lewis	E. Thompson	B. Cole II	M. Emerson	C. Morgan	J. Landrews	C. Dantzler
at Texas A&M	C. Rivers	J. Crumedy	F. Lovett	M. Spencer	L. Lewis	E. Thompson	B. Cole II	M. Emerson	C. Morgan	J. Landrews	J. Jones
at Arkansas											
Alabama											
Abilene Christian											
Ole Miss											

CAREER PARTICIPATION

MISSISSIPPI STATE CAREER STARTS/PARTICIPATION CHART

Player	'16	'17	'18	'19	Total
Fletcher Adams	11/0	13/6	13/2	8/0	45/8
Somon Anderson	--	--	2/0	2/0	4/0
Lee Autry	--	--	13/1	3/3	16/4
Paul Blackwell	--	--	--	8/0	8/0
Aaron Brule	--	--	4/0	8/0	12/0
Logan Burnett	--	2/0	2/0	1/0	5/0
Tommy Champion	--	--	6/0	8/3	14/3
Korey Charles	--	3/0	7/0	4/0	14/0
Brian Cole II	--	--	5/4	8/8	13/12
Jace Christmann	--	13/0	13/0	7/0	33/0
Aadreekis Conner	--	--	--	7/0	7/0
Londyn Craft	--	--	2/0	4/0	6/0
Charles Cross	--	--	--	3/0	3/0
Jaden Crumedy	--	--	2/0	8/5	10/5
Brad Cumbest	--	--	3/0	7/0	10/0
Cameron Dantzler	--	13/0	13/13	6/6	32/19
Tucker Day	--	2/0	13/0	8/0	23/0
Malik Dear *	12/9	0/0	11/0	8/0	42/9
Taury Dixon	--	--	10/0	4/0	14/0
Collin Duncan	--	--	--	7/0	7/0
Greg Eiland	--	13/4	13/13	7/7	33/24
Martin Emerson	--	--	--	8/2	8/2
Raymond Freeman	--	--	2/0	--	2/0
Esaias Furdge	--	--	2/0	--	2/0
Cameron Gardner	--	--	3/0	8/1	11/1
Willie Gay Jr.	--	13/0	13/6	2/0	28/6
Nick Gibson	3/0	13/1	9/0	6/0	31/1
Scott Goodman	--	--	13/0	8/0	21/0
Farrod Green	12/8	13/13	13/0	8/8	46/29
Landon Guidry	--	--	8/0	8/0	16/0
Stephen Guidry	--	--	13/5	7/5	20/10
Kylin Hill	--	13/0	11/11	8/8	32/19
James Jackson	--	--	4/0	8/0	12/0
Devonta Jason	--	--	13/0	2/0	15/0
R.J. Jennings	--	--	9/0	3/0	12/0
Jett Johnson	--	--	2/0	--	2/0
Kwatrivous Johnson	--	--	2/0	--	2/0
Dontea Jones	--	4/0	12/0	7/0	23/0
Jarrian Jones	--	--	--	8/1	8/1
Kendell Jones	1/0	4/0	1/0	5/0	11/0
Kobe Jones	--	13/0	13/1	8/0	34/1
Sh'mar Kilby-Lane	--	--	6/0	6/0	12/0
Jaquarius Landrews	--	--	10/3	8/8	18/11
Jordan Lawless	--	--	2/0	1/0	3/0
Leo Lewis	13/13	13/12	12/10	8/8	46/43
Fabien Lovett	--	--	2/0	8/8	10/8
Jalen Mayden	--	--	3/0	--	3/0
Osirus Mitchell	--	9/0	13/13	8/8	30/21
C.J. Morgan	--	10/0	13/3	8/8	31/11
Marcus Murphy	--	--	12/0	2/0	14/0
Aaron Odom	--	--	2/0	1/0	3/0
Dareاون Parker	--	12/0	13/0	6/6	31/6
JaVonta Payton	--	--	--	7/0	7/0

Player	'16	'17	'18	'19	Total
Fred Peters	--	--	--	8/0	8/0
Tyre Phillips	--	--	13/0	8/8	21/8
Nathan Pickering	--	--	--	4/0	4/0
Shawn Preston	--	--	1/0	4/0	5/0
J.P. Purvis	--	--	--	4/0	4/0
Jaylon Reed	--	--	3/0	--	3/0
Stewart Reese	--	13/13	13/13	7/7	33/33
Chauncey Rivers	--	--	13/0	8/8	21/8
Robert Rivers	--	--	3/0	1/0	4/0
Devon Robinson	--	--	1/0	--	1/0
Demonte' Russell	--	--	--	3/0	3/0
Kody Schexnayder	4/0	1/0	13/0	8/0	26/0
LaQuinston Sharp	--	--	--	4/0	4/0
Joshua Short	--	--	1/0	--	1/0
Garrett Shrader	--	--	--	7/3	7/3
Maurice Smitherman	10/0	13/0	13/2	6/6	42/8
Marquiss Spencer	12/0	13/0	4/0	8/8	37/8
Geor'quarius Spivey	--	--	3/0	8/1	11/1
Tommy Stevens	--	--	--	5/5	5/5
Michael Story	8/2	6/0	9/1	7/1	30/4
Nathan Swanson	--	--	2/0	--	2/0
Deddrick Thomas	10/0	13/0	13/8	8/7	44/15
Erroll Thompson	--	13/3	13/13	8/8	34/24
Keytaon Thompson	--	10/1	9/1	--	19/2
Sherman Timbs	--	--	1/0	8/0	8/0
Powers Warren	--	--	5/0	1/0	6/0
Tim Washington	12/0	13/0	13/0	7/0	45/0
Nathaniel Watson	--	--	2/0	4/0	6/0
Evans Wilkerson	12/0	13/0	13/0	8/0	46/0
Austin Williams	--	--	13/5	8/0	21/5
Darryl Williams	7/0	13/13	12/12	8/8	40/33
Tyler Williams	--	--	9/0	5/1	14/1
Lee Witherspoon	--	--	--	6/0	6/0
Cameron Young	--	--	1/0	7/0	8/0
Isaiah Zuber	--	--	--	8/2	8/2

* 11/0 in 2015

LONG PLAYS

MISSISSIPPI STATE'S 20+ YARD PLAYS

MSU'S 20+ YARD PLAYS BREAKDOWN

BY PLAY

Pass	21
Rush	11
TOTAL	32

BY GAME

Louisiana	3
Southern Miss.....	4
Kansas State.....	3
Kentucky.....	6
Auburn	6
Tennessee.....	1
LSU.....	3
Texas A&M	6
Arkansas.....	
Alabama.....	
Abilene Christian.....	
Ole Miss	

BY QUARTER

1st	8
2nd	7
3rd.....	9
4th.....	8

RUSHING

Kylin Hill.....	6
Garrett Shrader	4
Lee Witherspoon	1

PASSING

Garrett Shrader	17
Tommy Stevens	4

RECEIVING

Osirus Mitchell.....	5
Dedrick Thomas.....	4
Stephen Guidry.....	3
Isaiah Zuber	3
Austin Williams.....	2
Malik Dear	1
Nick Gibson.....	1
Farrod Green	1
JaVonta Payton	1

20+ MORE YARD TOUCHDOWNS

Osirus Mitchell.....	4
Stephen Guidry.....	2
Lee Witherspoon	1
Isaiah zuber	1

MSU'S 20+ YARD PLAYS FROM SCRIMMAGE

Yards	Type	Player	Opponent	Qtr.
49	Rush	Garrett Shrader	Kentucky	4th
47	Pass	Farrod Green from Garrett Shrader	Auburn	2nd
39	Rush	Kylin Hill	Texas A&M	3rd
38*	Pass	Isaiah Zuber from Garrett Shrader	Texas A&M	4th
36	Rush	Kylin Hill	Texas A&M	1st
36	Rush	Garrett Shrader	Kentucky	2nd
35*	Pass	Osirus Mitchell from Tommy Stevens	Kansas State	2nd
32	Pass	Stephen Guidry from Garrett Shrader	Texas A&M	1st
31*	Pass	Osirus Mitchell from Tommy Stevens	Louisiana	1st
30	Pass	JaVonta Payton from Garrett Shrader	Auburn	4th
29	Pass	Isaiah Zuber from Garrett Shrader	LSU	3rd
28*	Pass	Osirus Mitchell from Tommy Stevens	Southern Miss	1st
28	Pass	Austin Williams from Tommy Stevens	Louisiana	2nd
26	Pass	Dedrick Thomas from Garrett Shrader	Kansas State	3rd
25	Pass	Stephen Guidry from Garrett Shrader	Texas A&M	4th
25	Pass	Dedrick Thomas from Garrett Shrader	Texas A&M	3rd
25	Pass	Dedrick Thomas from Garrett Shrader	Kentucky	3rd
24	Pass	Nick Gibson from Garrett Shrader	LSU	2nd
24*	Pass	Stephen Guidry from Garrett Shrader	LSU	4th
24	Rush	Garrett Shrader	Auburn	1st
22	Rush	Kylin Hill	Kansas State	2nd
22	Rush	Kylin Hill	Southern Miss	1st
22	Rush	Kylin Hill	Southern Miss	3rd
22*	Rush	Lee Witherspoon	Southern Miss	4th
21	Pass	Osirus Mitchell from Garrett Shrader	Tennessee	4th
21*	Pass	Osirus Mitchell from Garrett Shrader	Auburn	3rd
21	Pass	Dedrick Thomas from Garrett Shrader	Kentucky	1st
20	Rush	Garrett Shrader	Auburn	4th
20	Pass	Isaiah Zuber from Garrett Shrader	Auburn	3rd
20	Pass	Austin Williams from Garrett Shrader	Kentucky	2nd
20	Pass	Malik Dear from Garrett Shrader	Kentucky	3rd
20	Rush	Kylin Hill	Louisiana	1st

*Denotes play resulted in touchdown.

MISSISSIPPI STATE'S LONGEST PLAYS OF THE SEASON

Type	Play	Opponent
Rushing	49 yards by Garrett Shrader	Kentucky (9/21)
Rushing Touchdown	22 yards by Lee Witherspoon	Southern Miss (9/7)
Passing	47 yards by Garrett Shrader to Farrod Green	at Auburn (9/28)
Passing Touchdown	38 yards by Garrett Shrader to Isaiah Zuber	at Texas A&M (10/26)
Punt Return	40 yards by Malik Dear	at Louisiana (8/31)
Kick Return	24 yards by JaVonta Payton	Kansas State (9/14)
Interception Return	52 yards by Willie Gay Jr.	Kentucky (9/21)
Punt	70 yards by Tucker Day	LSU (10/19)
Field Goal	51 yards by Jace Christmann	at Tennessee (10/12)

MISCELLANEOUS STATS

Games with a Reception

Player	'16	'17	'18	'19	Career
#1 Stephen Guidry	--	--	12	6	18
#2 Dedrick Thomas	3	11	10	8	32
#3 Devonta Jason	--	--	2	--	2
#4 JaVonta Payton	--	--	--	4	4
#5 Osirus Mitchell	--	5	10	7	22
#8 Kylin Hill	--	3	10	6	19
#9 Malik Dear (10 in '15)	10	--	1	1	22
#12 Isaiah Zuber	--	--	--	5	5
#18 Cameron Gardner	--	--	--	1	1
#21 Nick Gibson	0	3	5	1	9
#25 Brad Cumbest	--	--	1	--	1
#82 Farrod Green	6	5	9	7	27
#84 Dontea Jones	--	0	4	3	7
#85 Austin Williams	--	--	7	4	11

Games with 5+ Receptions

Player	'16	'17	'18	'19	Career
#1 Stephen Guidry	--	--	0	1	1
#2 Dedrick Thomas	0	0	0	--	0
#3 Devonta Jason	--	--	0	--	0
#5 Osirus Mitchell	--	0	2	4	5
#8 Kylin Hill	--	0	1	--	1
#9 Malik Dear (1 in '15)	0	--	0	--	1
#21 Nick Gibson	0	0	0	--	0
#25 Brad Cumbest	--	--	0	--	0
#82 Farrod Green	0	0	0	--	0
#84 Dontea Jones	--	0	0	--	0
#85 Austin Williams	--	--	0	--	0

Receptions of 20+ Yards

Player	'16	'17	'18	'19	Career
#1 Stephen Guidry	--	--	9	3	12
#2 Dedrick Thomas	0	4	4	4	12
#3 Devonta Jason	--	--	1	1	2
#5 Osirus Mitchell	--	--	7	4	11
#8 Kylin Hill	--	0	2	--	2
#9 Malik Dear (1 in '15)	4	--	0	--	5
#21 Nick Gibson	0	0	0	1	1
#25 Brad Cumbest	--	--	1	--	1
#82 Farrod Green	0	4	0	1	5
#84 Dontea Jones	--	0	1	--	1
#85 Austin Williams	--	--	3	2	5

Receptions of 50+ Yards

Player	'16	'17	'18	'19	Career
#1 Stephen Guidry	--	--	2	--	2
#2 Dedrick Thomas	0	0	0	--	0
#3 Devonta Jason	--	--	0	--	0
#5 Osirus Mitchell	--	--	1	--	1
#8 Kylin Hill	--	--	1	--	1
#9 Malik Dear (0 in '15)	0	--	0	--	0
#21 Nick Gibson	0	0	0	--	0
#25 Brad Cumbest	--	--	0	--	0
#82 Farrod Green	0	1	0	--	1
#84 Dontea Jones	--	0	0	--	0
#85 Austin Williams	--	--	0	--	0

Receptions for a First Down

Player	'16	'17	'18	'19	Career
#1 Stephen Guidry	--	--	15	16	31
#2 Dedrick Thomas	3	10	10	11	34
#3 Devonta Jason	--	--	2	--	2
#5 Osirus Mitchell	--	3	13	17	33
#8 Kylin Hill	--	1	6	4	11
#9 Malik Dear (14 in '15)	13	--	1	2	30
#12 Isaiah Zuber	--	--	--	7	7
#18 Cameron Gardner	--	--	--	1	1
#21 Nick Gibson	0	2	2	1	5
#25 Brad Cumbest	--	--	1	--	1
#82 Farrod Green	7	5	5	7	25
#84 Dontea Jones	--	0	3	3	6
#85 Austin Williams	--	--	5	4	9

100-Yards Receiving

Player	'16	'17	'18	'19	Career
#1 Stephen Guidry	--	--	1	--	1
#2 Dedrick Thomas	0	0	0	--	0
#3 Devonta Jason	--	--	0	--	0
#5 Osirus Mitchell	--	0	1	--	1
#8 Kylin Hill	--	0	0	--	0
#9 Malik Dear (0 in '15)	0	--	0	--	0
#21 Nick Gibson	0	0	0	--	0
#25 Brad Cumbest	--	--	0	--	0
#82 Farrod Green	0	0	0	--	0
#84 Dontea Jones	--	0	0	--	0
#85 Austin Williams	--	--	0	--	0

Games with a Receiving TD

Player	'16	'17	'18	'19	Career
#1 Stephen Guidry	--	--	3	4	7
#2 Dedrick Thomas	1	4	2	1	8
#3 Devonta Jason	--	--	0	--	0
#5 Osirus Mitchell	--	0	3	4	7
#8 Kylin Hill	--	0	4	--	4
#9 Malik Dear (1 in '15)	2	--	0	--	3
#21 Nick Gibson	0	0	0	--	0
#25 Brad Cumbest	--	--	0	--	0
#82 Farrod Green	1	0	0	--	1
#84 Dontea Jones	--	0	1	--	1
#85 Austin Williams	--	--	2	1	3

Games with Multiple Receiving TDs

Player	'16	'17	'18	'19	Career
#1 Stephen Guidry	--	--	0	--	0
#2 Dedrick Thomas	0	0	0	--	0
#3 Devonta Jason	--	--	0	--	0
#5 Osirus Mitchell	--	0	1	--	1
#8 Kylin Hill	--	0	0	--	0
#9 Malik Dear (1 in '15)	0	--	0	--	1
#21 Nick Gibson	0	0	0	--	0
#25 Brad Cumbest	--	--	0	--	0
#82 Farrod Green	0	0	0	--	0
#84 Dontea Jones	--	0	0	--	0
#85 Austin Williams	--	--	1	--	1

Runs of 10+ Yards

Player	'16	'17	'18	'19	Career
#6 Garrett Shrader	--	--	--	26	26
#8 Kylin Hill	--	14	19	25	58
#21 Nick Gibson	2	8	5	3	18

Runs of 20+ Yards

Player	'16	'17	'18	'19	Career
#6 Garrett Shrader	--	--	--	8	8
#8 Kylin Hill	--	1	5	6	13
#21 Nick Gibson	0	1	2	--	3

Runs of 50+ Yards

Player	'16	'17	'18	'19	Career
#8 Kylin Hill	--	0	1	--	1
#21 Nick Gibson	0	0	1	--	1

Rushing First Downs

Player	'16	'17	'18	'19	Career
#6 Garrett Shrader	--	--	--	31	31
#8 Kylin Hill	--	22	37	40	99
#21 Nick Gibson	3	11	11	4	29

100-Yards Rushing

Player	'16	'17	'18	'19	Career
#6 Garrett Shrader	--	--	--	2	2
#8 Kylin Hill	--	0	3	5	8
#21 Nick Gibson	0	0	0	--	0

Games with a Rushing Touchdown

Player	'16	'17	'18	'19	Career
#6 Garrett Shrader	--	--	--	3	3
#7 Tommy Stevens	--	--	--	2	2
#8 Kylin Hill	--	2	3	4	9
#21 Nick Gibson	0	1	1	2	4

Games with Multiple Rushing TDs

Player	'16	'17	'18	'19	Career
#8 Kylin Hill	--	0	1	1	2
#21 Nick Gibson	0	0	0	--	0

CAREER HIGHS

MISSISSIPPI STATE OFFENSIVE/SPECIAL TEAMS CAREER HIGHS

#1 WR STEPHEN GUIDRY

Receptions	6, vs LSU (10-19-19)
Receiving Yards	130, vs. Texas A&M (10-27-18)
Receiving TDs	1, (6x) last vs LSU (10-19-19)
Long Reception	84 vs. Texas A&M (10-27-18)

#2 WR DEDDRICK THOMAS

Receptions	4, vs. Ole Miss (11-23-17)
Receiving Yards	70, vs. LA Tech (11-3-18)
Receiving TDs	1, (5x) last vs Tennessee (10-12-19)
Long Reception	44, vs. Louisiana (9-15-18)
Punt Returns	4, vs. Massachusetts (11-3-17)
Punt Return Yards	104, vs. Massachusetts (11-3-17)
Long Punt Return	83 vs. Massachusetts (11-3-17)
Kick Returns	5, vs. Louisville (12-30-17)
Kick Return Yards	110, vs. Louisville (12-30-17)
Long Kick Return	22, (twice) last at Ole Miss (11-22-18)

#3 WR DEVONTA JASON

Receptions	1, (twice) last vs. LA Tech (11-3-18)
Receiving Yards	25, vs. Stephen F. Austin (9-1-18)
Receiving TDs	none
Long Reception	25, vs. Stephen F. Austin (9-1-18)

#4 JAVONTA PAYTON

Receptions	2, vs. Kentucky (9-21-19)
Receiving Yards	30, at Auburn (9-28-19)
Long Reception	30, at Auburn (9-28-19)

#5 WR OSIRUS MITCHELL

Receptions	6, (3x) last at Louisiana (8-31-19)
Receiving Yards	114, vs. Stephen F. Austin (9-1-18)
Receiving TDs	2, vs. Stephen F. Austin (9-1-18)
Long Reception	84, vs. Stephen F. Austin (9-1-18)

#6 QB GARRETT SHRADER

Completions	17, (2x) last vs LSU (10-19-19)
Attempts	30, at Texas A&M (10-26-19)
Passing Yards	238, vs. LSU (10-19-19)
Passing TDs	3, at Texas A&M (10-26-19)
Long Pass	47, at Auburn (9-28-19)
Rushes	19, vs. LSU (10-19-19)
Rushing Yards	125, vs. Kentucky (9-21-19)
Rushing TDs	1, (3x) last vs LSU (10-19-19)
Long Rush	49, vs. Kentucky (9-21-19)

#7 QB TOMMY STEVENS

Completions	20, at Louisiana (8-31-19)
Attempts	30, at Louisiana (8-31-19)
Passing Yards	236, at Louisiana (8-31-19)
Passing TDs	2, (twice) last vs. Southern Miss (9-7-19)
Long Pass	35, (twice) last vs. Kansas State (9-14-19)
Rushes	12, at Maryland (11-25-17)*
Rushing Yards	113, at Maryland (11-25-17)*
Rushing TDs	3, at Maryland (11-25-17)*
Long Rush	45, vs. Iowa (11-5-16)*
Receptions	3, vs. Washington (12-30-17)*
Receiving Yards	22, vs. Nebraska (11-18-17)*
Receiving TDs	1, (twice) last at Northwestern (10-7-17)*
Long Reception	13, vs. Nebraska (11-18-17)*

* achieved while playing at Penn State

#8 RB KYLIN HILL

Rushes	27, at Louisiana (8-31-19)
Rushing Yards	211, at Kansas State (9-8-18)
Rushing TDs	3, vs. Kentucky (9-21-19)
Long Rush	52, at Kansas State (9-8-18)
Receptions	5, vs. LA Tech (11-3-18)
Receiving Yards	53, vs. Stephen F. Austin (9-1-18)
Receiving TDs	1, (4x) last vs. Iowa (1-1-19)
Long Reception	53, vs. Stephen F. Austin (9-1-18)

#9 WR MALIK DEAR

Receptions	6, vs. LA Tech (10-17-15)
Receiving Yards	70, vs. LA Tech (10-17-15)
Receiving TDs	2, vs. Ole Miss (11-28-15)
Long Reception	27, vs. LA Tech (10-17-15)
Rushes	5, at Kentucky (10-22-16)
Rushing Yards	77, at Kentucky (10-22-16)
Long Rush	52, at Texas A&M (10-3-15)
Punt Returns	2, (3x) last vs LSU (10-19-19)
Punt Return Yards	40, at Louisiana (8-31-19)
Long Punt Return	40, at Louisiana (8-31-19)
Kick Returns	4, vs. Arkansas (11-19-16)
Kick Return Yards	56, vs. LA Tech (10-17-15)
Long Kick Return	34, vs. LA Tech (10-17-15)

#12 WR ISAIAH ZUBER

Receptions	10, at West Virginia (9-22-18)*
Receiving Yards	144, vs. UTSA (9-15-18)*
Receiving TDs	2, (3x) last at Texas A&M (10-26-19)
Long Reception	72, vs. UTSA (9-15-18)*
Punt Returns	4, at TCU (11-3-18)*
Punt Return Yards	92, at South Dakota (9-1-18)*
Long Punt Return	85, at South Dakota (9-1-18)*

* achieved while playing at Kansas State

#18 WR CAMERON GARDNER

Receptions	1, vs. Southern Miss (9-7-19)
Receiving Yards	7, vs. Southern Miss (9-7-19)
Receiving TDs	none
Long Reception	7, vs. Southern Miss (9-7-19)

#21 RB NICK GIBSON

Rushes	9, vs. Arkansas (11-17-18)
Rushing Yards	64, vs. LA Tech (11-3-18)
Rushing TDs	1, (4x) last vs. Southern Miss (9-7-19)
Long Rush	62, vs. LA Tech (11-3-18)
Receptions	1, (several times) last vs LSU (10-19-19)
Receiving Yards	12, (twice) last at LSU (10-20-18)
Long Reception	12, (twice) last at LSU (10-20-18)

#22 RB LEE WITHERSPOON

Rushes	7, vs. Southern Miss (9-7-18)
Rushing Yards	40, vs. Southern Miss (9-7-18)
Rushing TDs	1, vs. Southern Miss (9-7-18)
Long Rush	22, vs. Southern Miss (9-7-18)

#25 WR BRAD CUMBEST

Receptions	1, vs. Louisiana (9-15-18)
Receiving Yards	21, vs. Louisiana (9-15-18)
Receiving TDs	none
Long Reception	21, vs. Louisiana (9-15-18)

#32 RB ROBERT RIVERS

Rushes	3, vs. Louisiana (9-15-18)
Rushing Yards	21, vs. Louisiana (9-15-18)
Rushing TDs	none
Long Rush	9, vs. Louisiana (9-15-18)

#82 TE FARROD GREEN

Receptions	3, (5x) last at Auburn (9-28-19)
Receiving Yards	69, at Auburn (9-28-19)
Receiving TDs	1, at Massachusetts (9-24-16)
Long Reception	62, vs. Charleston Southern (9-2-17)

#84 TE DONTEA JONES

Receptions	2, (twice) last vs. Kansas State (9-14-19)
Receiving Yards	32, vs. Kansas State (9-14-19)
Receiving TDs	1, vs. Stephen F. Austin (9-1-18)
Long Reception	26, vs. Kansas State (9-14-19)

#85 WR AUSTIN WILLIAMS

Receptions	3, at Louisiana (8-31-19)
Receiving Yards	52, vs. Arkansas (11-17-18)
Receiving TDs	2, vs. Arkansas (11-17-18)
Long Reception	33, vs. Arkansas (11-17-18)

#26 K JORDAN LAWLESS

Field Goal Attempts	2, at Louisiana (8-31-19)
Field Goals Made	1, at Louisiana (8-31-19)
Field Goal Long	37, at Louisiana (8-31-19)
PATs Made	5, at Louisiana (8-31-19)
Kickoffs	none
Kickoff Yards	none
Kickoff Average	none

#27 P KODY SCHEXNAYDER

Punts	7, at Alabama (11-12-16)
Punt Yards	210, at Alabama (11-12-16)
Punt Average	46.67, at Ole Miss (11-26-16)
Long Punt	52, vs. Texas A&M (11-5-16)
50+ Yard Punts	1, (twice) last at Ole Miss (11-26-16)
Punts Downed Inside 20	2, at Alabama (11-12-16)

#42 P TUCKER DAY

Punts	8, at Alabama (11-10-18)
Punt Yards	294, at Alabama (11-10-18)
Punt Average	50.4, vs. Iowa (1-1-19)
Long Punt	70, (2x) last vs LSU (10-19-19)
50+ Yard Punts	2, (twice) last vs. Southern Miss (9-7-19)
Punts Downed Inside 20	3, (3x) last vs. Southern Miss (9-7-19)

#47 K JACE CHRISTMANN

Field Goal Attempts	4, vs. Auburn (10-6-18)
Field Goals Made	3, (3x) last vs. Iowa (1-1-19)
Field Goal Long	51, vs. Tennessee (10-12-19)
PATs Made	8, vs. Louisiana (9-15-18)
Kickoffs	1, (4x) last at Auburn (9-28-19)
Kickoff Yards	44, vs. LA Tech (11-3-18)
Kickoff Average	44.0, vs. LA Tech (11-3-18)

#47 K SCOTT GOODMAN

Kickoffs	10, vs. Stephen F. Austin (9-1-18)
Kickoff Yards	643, vs. Stephen F. Austin (9-1-18)
Kickoff Average	65.0, (twice) last at Alabama (11-10-18)

#97 P REED BOWMAN

Punts	2, at Auburn (9-28-19)
Punt Yards	82, at Auburn (9-28-19)
Punt Average	41.0, at Auburn (9-28-19)
Long Punt	51, at Auburn (9-28-19)
50+ Yard Punt	1, at Auburn (9-28-19)
Punts Downed Inside 20	1, at Auburn (9-28-19)

CAREER HIGHS

MISSISSIPPI STATE DEFENSIVE CAREER HIGHS

#1 CB MARTIN EMERSON

Tackles 6, at Auburn (9-28-19)
 TFL 1.0, at Auburn (9-28-19)
 Sacks none
 PBU none
 Interceptions 1, vs. Southern Miss (9-7-19)
 Fumbles Forced none
 Fumbles Recovered none

#2 CB JARRIAN JONES

Tackles 2, at Auburn (9-28-19)
 TFL none
 Sacks none
 PBU 1, (twice) at Texas A&M (10-26-19)
 Interceptions none
 Fumbles Forced none
 Fumbles Recovered 1, vs. Kansas State (9-14-19)

#3 CB CAMERON DANTZLER

Tackles 7, (3x) last vs LSU (10-19-19)
 TFL 1.0, (3x) last at Alabama (11-10-18)
 Sacks 1.0, at Alabama (11-10-18)
 PBU 3, (3x) last vs. Kentucky (9-21-19)
 Interceptions 1, (5x) last vs Tennessee (10-12-19)
 Fumbles Forced 1, vs LSU (10-19-19)
 Fumbles Recovered 1, at Louisiana (8-31-19)

#5 DE CHAUNCEY RIVERS

Tackles 5, (twice) at Texas A&M (10-26-19)
 TFL 2.0, vs. Louisiana (9-15-18)
 Sacks 1.5, vs LSU (10-19-19)
 PBU 1, vs. Kentucky (9-21-19)
 Interceptions none
 Fumbles Forced none
 Fumbles Recovered none

#6 LB WILLIE GAY JR.

Tackles 9, at Alabama (11-10-18)
 TFL 2.0, at Alabama (11-10-18)
 Sacks 2.0, at Alabama (11-10-18)
 PBU 1, (3x) last vs. Florida (9-29-18)
 Interceptions 1, (3x) last vs. Kentucky (9-21-19)
 Fumbles Forced 1, vs. Massachusetts (11-3-17)
 Fumbles Recovered 1, at Ole Miss (11-22-18)

#7 S MARCUS MURPHY

Tackles 2, vs. LA Tech (11-3-18)
 TFL 0.5, vs. Arkansas (11-17-18)
 Sacks none
 PBU 1, vs. Arkansas (11-17-18)
 Interceptions none
 Fumbles Forced none
 Fumbles Recovered none

#8 CB MAURICE SIMTHERMAN

Tackles 5, (2x) last vs Tennessee (10-12-19)
 TFL none
 Sacks none
 PBU 1, (3x) last at LSU (10-20-18)
 Interceptions 1, (3x) last at Louisiana (8-31-19)
 Fumbles Forced 1, vs. Arkansas (11-17-18)
 Fumbles Recovered none

#10 LB LEO LEWIS

Tackles 12, (twice) last vs. Kansas State (9-14-19)
 TFL 2.0, vs. South Alabama (9-3-16)
 Sacks 1.0, (3x) last vs LSU (10-19-19)
 PBU 1, (4x) last vs. Kansas State (9-14-19)
 Interceptions none
 Fumbles Forced 1, (2x) at Auburn (9-28-19)
 Fumbles Recovered 2, at Auburn (9-28-19)

#11 S JAQUARIUS LANDREWS

Tackles 9, at Auburn (9-28-19)
 TFL none
 Sacks none
 PBU 1, at Auburn (9-28-19)
 Interceptions none
 Fumbles Forced none
 Fumbles Recovered none

#12 S SHAWN PRESTON, JR.

Tackles 5, (twice) at Texas A&M (10-26-19)
 TFL 2.5, vs. Texas A&M (10-27-18)
 Sacks 2.0, vs. Texas A&M (10-27-18)
 PBU 4, vs. Kentucky (9-21-19)
 Interceptions none
 Fumbles Forced none
 Fumbles Recovered none

#13 CB TYLER WILLIAMS

Tackles 3, (3x) last vs. Kentucky (9-21-19)
 TFL none
 Sacks none
 PBU 2, at Louisiana (8-31-19)
 Interceptions none
 Fumbles Forced none
 Fumbles Recovered 1, vs. Southern Miss (9-7-19)

#14 LB NATHANIEL WATSON

Tackles 2, vs. Stephen F. Austin (9-1-18)
 TFL none
 Sacks none
 PBU none
 Interceptions none
 Fumbles Forced none
 Fumbles Recovered none

#16 CB KOREY CHARLES

Tackles 2, at Texas A&M (10-26-19)
 TFL none
 Sacks none
 PBU none
 Interceptions none
 Fumbles Forced none
 Fumbles Recovered none

#18 LB AARON BRULE

Tackles 1, (4x) last vs Tennessee (10-12-19)
 TFL none
 Sacks none
 PBU none
 Interceptions none
 Fumbles Forced none
 Fumbles Recovered 1, at Auburn (9-28-19)

#20 CB TAURY DIXON

Tackles 1, at Louisiana (8-31-19)
 TFL none
 Sacks none
 PBU none
 Interceptions none
 Fumbles Forced none
 Fumbles Recovered none

#29 S C.J. MORGAN

Tackles 9, (2x) last vs Tennessee (10-12-19)
 TFL 0.5, vs. Southern Miss (9-7-19)
 Sacks none
 PBU 4, vs LSU (10-19-19)
 Interceptions 1, (3x) last vs. Southern Miss (9-7-19)
 Fumbles Forced none
 Fumbles Recovered none

#31 S AADREEKIS CONNER

Tackles 2, vs. Kansas State (9-14-19)
 TFL none
 Sacks none
 PBU none
 Interceptions none
 Fumbles Forced none
 Fumbles Recovered none

#32 S BRIAN COLE II

Tackles 9, at Texas A&M (10-26-19)
 TFL 2.5, vs. Southern Miss (9-7-19)
 Sacks 1.0, (3x) last vs. Kansas State (9-14-19)
 PBU 1, vs. Kentucky (9-21-19)
 Interceptions 1, (2x) last vs Tennessee (10-12-19)
 Fumbles Forced 1, vs. Kansas State (9-14-19)
 Fumbles Recovered 1, at Louisiana (8-31-19)

#40 LB ERROLL THOMPSON

Tackles 14, vs. Florida (9-29-18)
 TFL 2.5, vs. Arkansas (11-17-18)
 Sacks 1.5, vs. Arkansas (11-17-18)
 PBU 1, (twice) last vs. Kentucky (9-21-19)
 Interceptions 1, (twice) last vs. Texas A&M (10-27-18)
 Fumbles Forced 1, vs. Ole Miss (11-23-17)
 Fumbles Recovered 1, at Louisiana (8-31-19)

#42 DE MARQUISS SPENCER

Tackles 6, at Texas A&M (10-26-19)
 TFL 1.5, at Arkansas (11-18-17)
 Sacks 1.0, (twice) last vs. Southern Miss (9-7-19)
 PBU 1, (3x) vs LSU (10-19-19)
 Interceptions none
 Fumbles Forced 1, (twice) last vs. Southern Miss (9-7-19)
 Fumbles Recovered 1, (3x) last at Arkansas (11-18-17)

#43 DE FLETCHER ADAMS

Tackles 5, (twice) last vs. Ole Miss (11-23-17)
 TFL 1.5, vs. Charleston Southern (9-2-17)
 Sacks 1.0, (3x) last at Auburn (9-28-19)
 PBU 1, vs. LSU (9-16-17)
 Interceptions none
 Fumbles Forced 1, (twice) last vs. Kentucky (9-21-19)
 Fumbles Recovered none

CAREER HIGHS

MISSISSIPPI STATE DEFENSIVE CAREER HIGHS

#50 LB TIM WASHINGTON

Tackles 9, vs. Louisiana (9-15-18)
 TFL 1.0, (3x) last vs. Kentucky (9-21-19)
 Sacks..... 1.0, vs. Kentucky (9-21-19)
 PBU none
 Interceptions..... none
 Fumbles Forced 2, at Auburn (9-28-19)
 Fumbles Recovered none

#52 DE KOBE JONES

Tackles 6, vs. Charleston Southern (9-2-17)
 TFL 2.5, vs. Charleston Southern (9-2-17)
 Sacks..... 1.0, (twice) last at Auburn (9-28-19)
 PBU none
 Interceptions..... none
 Fumbles Forced 1, vs. Charleston Southern (9-2-17)
 Fumbles Recovered 1, vs. Auburn (10-6-18)

#54 DT FABIEN LOVETT

Tackles 4, vs Tennessee (10-12-19)
 TFL 0.5, vs Tennessee (10-12-19)
 Sacks..... 0.5, vs Tennessee (10-12-19)
 PBU none
 Interceptions..... none
 Fumbles Forced none
 Fumbles Recovered none

#84 DT JADEN CRUMEDY

Tackles 3, (twice) last at Auburn (9-28-19)
 TFL 1.0, at Auburn (9-28-19)
 Sacks..... none
 PBU none
 Interceptions..... none
 Fumbles Forced none
 Fumbles Recovered none

#90 DT LEE AUTRY

Tackles 3, (2x) last vs Tennessee (10-12-19)
 TFL 1.0, (2x) last vs Tennessee (10-12-19)
 Sacks..... 0.5, vs Tennessee (10-12-19)
 PBU none
 Interceptions..... none
 Fumbles Forced none
 Fumbles Recovered none

#92 DT KENDELL JONES

Tackles 2, vs. Charleston Southern (9-1-17)
 TFL 0.5, vs. Charleston Southern (9-1-17)
 Sacks..... none
 PBU none
 Interceptions..... none
 Fumbles Forced none
 Fumbles Recovered none

#93 DT CAMERON YOUNG

Tackles 1, (twice) at Texas A&M (10-26-19)
 TFL 1.0, at Texas A&M (10-26-19)
 Sacks..... none
 PBU none
 Interceptions..... none
 Fumbles Forced none
 Fumbles Recovered none

#99 DT JAMES JACKSON

Tackles 2, vs. Stephen F. Austin (9-1-18)
 TFL none
 Sacks..... none
 PBU none
 Interceptions..... none
 Fumbles Forced 1, at Auburn (9-28-19)
 Fumbles Recovered none

GAME SUPERLATIVES

MISSISSIPPI STATE

INDIVIDUAL GAME HIGHS

Rushes	27	Kylin Hill at Louisiana (Aug 31, 2019)
Yards Rushing	197	Kylin Hill at Louisiana (Aug 31, 2019)
TD Rushes	3	Kylin Hill vs Kentucky (Sep 21, 2019)
Long Rush	49	Garrett Shrader vs Kentucky (Sep 21, 2019)
Pass attempts	30	Tommy Stevens at Louisiana (Aug 31, 2019) Garrett Shrader at Texas A&M (Oct 26, 2019)
Pass completions	20	Tommy Stevens at Louisiana (Aug 31, 2019)
Yards Passing	238	Garrett Shrader vs LSU (Oct 19, 2019)
TD Passes	3	Garrett Shrader at Texas A&M (Oct 26, 2019)
Long Pass	47	Garrett Shrader at Auburn (Sep 28, 2019)
Receptions	6	Osirus Mitchell at Louisiana (Aug 31, 2019) Stephen Guidry vs LSU (Oct 19, 2019)
Yards Receiving	98	Stephen Guidry vs LSU (Oct 19, 2019)
TD Receptions	2	Isaiah Zuber at Texas A&M (Oct 26, 2019)
Long Reception	47	Farrod Green at Auburn (Sep 28, 2019)
Field Goals	1	Jordan Lawless at Louisiana (Aug 31, 2019) Jace Christmann vs Southern Miss (Sep 07, 2019) Jace Christmann vs Kansas State (Sep 14, 2019) Jace Christmann at Auburn (Sep 28, 2019) Jace Christmann at Tennessee (Oct 12, 2019) Jace Christmann at Texas A&M (Oct 26, 2019)
Long Field Goal	51	Jace Christmann at Tennessee (Oct 12, 2019)
Punts	6	Tucker Day vs Kansas State (Sep 14, 2019)
Punting Avg	49.8	Tucker Day vs Southern Miss (Sep 07, 2019)
Long Punt	70	Tucker Day vs LSU (Oct 19, 2019)
Punts inside 20	3	Tucker Day vs Southern Miss (Sep 07, 2019)
Long Punt Return	40	Malik Dear at Louisiana (Aug 31, 2019)
Long Kickoff Return	28	Isaiah Zuber vs LSU (Oct 19, 2019)
Tackles	13	Erroll Thompson at Tennessee (Oct 12, 2019)
Sacks	1.5	Chauncey Rivers vs LSU (Oct 19, 2019)
Tackles For Loss	2.5	Brian Cole II vs Southern Miss (Sep 07, 2019)
Interceptions	1	Cameron Dantzler at Louisiana (Aug 31, 2019) Martin Emerson vs Southern Miss (Sep 07, 2019) C.J. Morgan vs Southern Miss (Sep 07, 2019) Willie Gay Jr. vs Kentucky (Sep 21, 2019) Cameron Dantzler at Tennessee (Oct 12, 2019) Brian Cole II at Tennessee (Oct 12, 2019)

TEAM GAME HIGHS

Rushes	44	vs Kansas State (Sep 14, 2019)
Yards Rushing	261	at Louisiana (Aug 31, 2019)
Yards Per Rush	6.5	at Louisiana (Aug 31, 2019)
TD Rushes	3	at Louisiana (Aug 31, 2019) vs Southern Miss (Sep 07, 2019) vs Kentucky (Sep 21, 2019)
Pass attempts	30	at Louisiana (Aug 31, 2019) at Texas A&M (Oct 26, 2019)
Pass completions	20	at Louisiana (Aug 31, 2019)
Yards Passing	238	vs LSU (Oct 19, 2019)
Yards Per Pass	8.5	vs LSU (Oct 19, 2019)
TD Passes	3	at Texas A&M (Oct 26, 2019)
Total Plays	71	vs Kansas State (Sep 14, 2019)
Total Offense	497	at Louisiana (Aug 31, 2019)
Yards Per Play	7.1	at Louisiana (Aug 31, 2019)
Points	38	at Louisiana (Aug 31, 2019) vs Southern Miss (Sep 07, 2019)
Sacks By	3	vs Kentucky (Sep 21, 2019) vs LSU (Oct 19, 2019)
First Downs	29	at Louisiana (Aug 31, 2019)
Penalties	13	vs LSU (Oct 19, 2019)
Penalty Yards	109	vs LSU (Oct 19, 2019)
Turnovers	3	vs Kansas State (Sep 14, 2019) at Tennessee (Oct 12, 2019) vs LSU (Oct 19, 2019) at Texas A&M (Oct 26, 2019)
Interceptions By	2	vs Southern Miss (Sep 07, 2019) at Tennessee (Oct 12, 2019)
Punts	6	vs Kansas State (Sep 14, 2019) at Auburn (Sep 28, 2019)
Punting Avg	49.8	vs Southern Miss (Sep 07, 2019)
Long Punt	70	vs LSU (Oct 19, 2019)
Punts inside 20	3	vs Southern Miss (Sep 07, 2019)
Long Punt Return	40	at Louisiana (Aug 31, 2019)

GAME SUPERLATIVES

OPPONENTS

INDIVIDUAL GAME HIGHS

Rushes	22	Isaiah Spiller, at Texas A&M (Oct 26, 2019)
Yards Rushing	105	Asim Rose, vs Kentucky (Sep 21, 2019)
TD Rushes	3	JaTarvious Whitlow, at Auburn (Sep 28, 2019)
Long Rush	31	Asim Rose, vs Kentucky (Sep 21, 2019)
Pass attempts	41	Sawyer Smith, vs Kentucky (Sep 21, 2019)
Pass completions	25	Joe Burrow, vs LSU (Oct 19, 2019)
Yards Passing	335	Bo Nix, at Auburn (Sep 28, 2019)
TD Passes	4	Joe Burrow, vs LSU (Oct 19, 2019)
Long Pass	65	Jack Abraham, vs Southern Miss (Sep 07, 2019)
Receptions	8	Jamal Bell, at Louisiana (Aug 31, 2019) Seth Williams, at Auburn (Sep 28, 2019) Justin Jefferson, vs LSU (Oct 19, 2019)
Yards Receiving	161	Seth Williams, at Auburn (Sep 28, 2019)
TD Receptions	2	Seth Williams, at Auburn (Sep 28, 2019)
Long Reception	65	Jordan Mitchell, vs Southern Miss (Sep 07, 2019)
Field Goals	3	Cade York, vs LSU (Oct 19, 2019)
Long Field Goal	49	Brent Cimaglia at Tennessee (Oct 12, 2019)
Punts	5	Devin Anctil, vs Kansas State (Sep 14, 2019) Zach Von Rosenberg, vs LSU (Oct 19, 2019)
Punting Avg	51.3	Max Duffy, vs Kentucky (Sep 21, 2019)
Long Punt	61	Devin Anctil, vs Kansas State (Sep 14, 2019)
Punts inside 20	3	Braden Mann, at Texas A&M (Oct 26, 2019)
Long Punt Return	25	Phillip Brooks, vs Kansas State (Sep 14, 2019) Lynn Bowden, vs Kentucky (Sep 21, 2019)
Long Kickoff Return	100	Malik Knowles, vs Kansas State (Sep 14, 2019)
Tackles	11	Denzel Goolsby, vs Kansas State (Sep 14, 2019) Grant Delpit, vs LSU (Oct 19, 2019)
Sacks	2.0	Ty Williams, vs Southern Miss (Sep 07, 2019) Darrell Taylor, at Tennessee (Oct 12, 2019)
Tackles For Loss	2.0	Ty Williams, vs Southern Miss (Sep 07, 2019) K.J. Britt, at Auburn (Sep 28, 2019) Darrell Taylor, at Tennessee (Oct 12, 2019) M. Divinity, vs LSU (Oct 19, 2019)
Interceptions	1	AJ Parker, vs Kansas State (Sep 14, 2019) Denzel Goolsby, vs Kansas State (Sep 14, 2019) Quandre Mosely, vs Kentucky (Sep 21, 2019) Nigel Warrior, at Tennessee (Oct 12, 2019) Trevon Flowers, at Tennessee (Oct 12, 2019) Kenneth George, at Tennessee (Oct 12, 2019) JaCoby Stevens, vs LSU (Oct 19, 2019) Kristian Fulton, vs LSU (Oct 19, 2019) Devin Morris, at Texas A&M (Oct 26, 2019)

TEAM GAME HIGHS

Rushes	45	at Auburn (Sep 28, 2019)
Yards Rushing	217	at Auburn (Sep 28, 2019)
Yards Per Rush	5.5	vs Kentucky (Sep 21, 2019)
TD Rushes	6	at Auburn (Sep 28, 2019)
Pass attempts	42	vs Kentucky (Sep 21, 2019)
Pass completions	25	vs LSU (Oct 19, 2019)
Yards Passing	361	at Auburn (Sep 28, 2019)
Yards Per Pass	15.0	at Auburn (Sep 28, 2019)
TD Passes	4	vs LSU (Oct 19, 2019)
Total Plays	78	at Louisiana (Aug 31, 2019)
Total Offense	578	at Auburn (Sep 28, 2019)
Yards Per Play	8.4	at Auburn (Sep 28, 2019)
Points	56	at Auburn (Sep 28, 2019)
Sacks By	7	at Tennessee (Oct 12, 2019)
First Downs	27	at Louisiana (Aug 31, 2019)
Penalties	7	vs Kansas State (Sep 14, 2019) vs LSU (Oct 19, 2019)
Penalty Yards	88	vs LSU (Oct 19, 2019)
Turnovers	4	at Louisiana (Aug 31, 2019)
Interceptions By	3	at Tennessee (Oct 12, 2019)
Punts	5	vs Southern Miss (Sep 07, 2019) vs Kansas State (Sep 14, 2019) vs LSU (Oct 19, 2019)
Punting Avg	51.3	vs Kentucky (Sep 21, 2019)
Long Punt	61	vs Kansas State (Sep 14, 2019)
Punts inside 20	3	at Texas A&M (Oct 26, 2019)
Long Punt Return	25	vs Kansas State (Sep 14, 2019) vs Kentucky (Sep 21, 2019)

TAKEAWAYS AND TURNOVERS

MISSISSIPPI STATE TAKEAWAYS

Opponent	Takeaway	Qtr.	Time	Yard-Line	Result	Result of Drive
Louisiana	Cameron Dantzler INTERCEPTION	1	12:15	UL 35	No return	Turnover (fumble)
	Brian Cole II FUMBLE RECOVERY	1	7:28	Own 48	No return	Turnover (downs)
	Erroll Thompson FUMBLE RECOVERY	2	11:14	UL 42	No return	Nick Gibson 8-yard TD rush
	Cameron Dantzler FUMBLE RECOVERY	3	3:53	Own 12	No return	Punt
Southern Miss	Tyler Williams FUMBLE RECOVERY	2	10:39	Own 42	No return	Punt
	Martin Emerson INTERCEPTION	4	3:07	Own 33	45-yard return	Lee Witherspoon 22-yard TD rush
	C.J. Morgan INTERCEPTION	4	1:33	Own 38	9-yard return	End of game
Kansas State	Paul Blackwell FUMBLE RECOVERY	2	10:44	Own 49	No return	Tommy Stevens 2-yard TD rush
	Darryl Williams FUMBLE RECOVERY	3	11:37	Own 17	4-yard return	Garrett Shrader 5-yard TD rush
	Jarrian Jones FUMBLE RECOVERY	3	1:58	Own 44	No return	Jace Christmann 47-yard FG
Kentucky	Willie Gay Jr. INTERCEPTION	1	13:35	Own 48	52-yard return (TD)	Willie Gay Jr. 52-yard TD return
Auburn	Leo Lewis FUMBLE RECOVERY	2	4:31	AU 48	No return	Turnover (fumble)
	Leo Lewis FUMBLE RECOVERY	3	11:01	Own 39	No return	Punt
	Aaron Brule FUMBLE RECOVERY	4	12:47	AU 47	No return	Turnover (downs)
Tennessee	Cameron Dantzler INTERCEPTION	1	11:06	Own 0	No return	Punt
	Brian Cole II INTERCEPTION	2	2:19	Own 0	No return	Turnover (interception)

TOTAL 16 Takeaways (6 interceptions, 10 fumbles)

5 Touchdowns, 1 Field Goal (38 points)

MISSISSIPPI STATE TURNOVERS

Opponent	Takeaway	Qtr.	Time	Yard-Line	Result	Result of Drive
Louisiana	Mi Jacquet III FUMBLE RECOVERY	1	10:11	Own 28	No return	Turnover (fumble)
	Paul Boudreaux FUMBLE RECOVERY	1	4:22	MSU 15	No return	Elija Mitchell 3-yard TD rush
Kansas State	Denzel Goolsby INTERCEPTION	1	6:28	KSU 31	16-yard return	Blake Lynch 35-yard FG
	Daniel Green FUMBLE RECOVERY	2	3:16	MSU 39	9-yard return	Skylar Thompson 1-yard TD rush
	AJ Parker INTERCEPTION	3	11:37	MSU 40	Fumble (recovered by MSU)	Garrett Shrader 5-yard TD rush
Kentucky	Quandre Mosely INTERCEPTION	2	0:48	Own 12	39-yard return	Chance Poore missed 47-yard FG
	Jamari Brown FUMBLE RECOVERY	3	9:10	Own 20	No return	Kavosiey Smoke 2-yard TD rush
Auburn	Jordyn Peters FUMBLE RECOVERY	1	9:41	Own 18	No return	Anthony Schwartz 13-yard TD rush
	Jeremiah Dinson FUMBLE RECOVERY	2	2:44	AU 16	No return	Ja'Tarvious Whitlow 3-yard TD rush
Tennessee	Kenneth George INTERCEPTION	1	1:14	Own 10	24-yard return	Punt
	Trevon Flowers INTERCEPTION	2	0:59	Own 49	14-yard return	Brent Cimaglia 49-yard FG
	Nigel Warrior INTERCEPTION	3	4:57	Own 38	-3-yard return	Punt
LSU	Rashard Lawrence FUMBLE RECOVERY	2	11:37	MSU 45	1-yard return	Cade York 25-yard FG
	JaCoby Stevens INTERCEPTION	2	1:53	MSU 49	9-yard return	Ja'Marr Chase 8-yard TD catch
	Kristian Fulton INTERCEPTION	3	3:02	Own 40	No return	Punt
Texas A&M	Devin Morris INTERCEPTION	1	4:18	Own 45	No return	Kellen Mond 12-yard TD rush
	Debione Renfro FUMBLE RECOVERY	2	6:28	MSU 19	No return	Kendrick Rogers 16-yard TD catch
	Keldrick Carper FUMBLE RECOVERY	4	10:06	MSU 42	No return	Cordarrian Richardson 2-yard TD rush

TOTAL 18 Turnovers (9 interceptions, 9 fumbles)

9 Touchdowns, 3 Field Goals (72 points)

2019 GAME LEADERS

MISSISSIPPI STATE GAME-BY-GAME LEADERS

Opponent	Rushes	Rush Yards	Catches	Receiving Yards	Tackles	Tackles-For-Loss	Sacks
at Louisiana	27, K. Hill	197, K. Hill	6, O. Mitchell	88, O. Mitchell	10, E. Thompson	1.0, 3 players	1.0, Team
Southern Miss	14, K. Hill	123, K. Hill	3, O. Mitchell	46, O. Mitchell	7, 2 players	2.5, B. Cole	1.0, 2 players
Kansas State	24, K. Hill	111, K. Hill	5, O. Mitchell	74, O. Mitchell	12, L. Lewis	2.0, B. Cole	1.0, B. Cole
Kentucky	26, K. Hill	125, G. Shrader	4, O. Mitchell	46, D. Thomas	9, C. Morgan	1.0, 5 players	1.0, 3 players
at Auburn	17, K. Hill	89, G. Shrader	3, F. Green	69, F. Green	8, 2 players	1.0, 6 players	1.0, 2 players
at Tennessee	13, G. Shrader	62, G. Shrader	5, O. Mitchell	58, O. Mitchell	13, E. Thompson	1.0, 4 players	0.5, 2 players
LSU	19, G. Shrader	66, G. Shrader	6, S. Guidry	98, S. Guidry	8, J. Landrews	1.5, 2 players	1.5, C. Rivers
at Texas A&M	21, K. Hill	150, K. Hill	3, 2 players	59, S. Guidry	9, B. Cole	1.0, 2 players	--
at Arkansas							
Alabama							
Abilene Christian							
Ole Miss							

OPPONENT GAME-BY-GAME LEADERS

Opponent	Rushes	Rush Yards	Catches	Receiving Yards	Tackles	Tackles-For-Loss	Sacks
at Louisiana	14, E. Mitchell	80, R. Calais	8, J. Bell	113, J. Bell	9, P. Butler	1.0, 2 players	1.0, 2 players
Southern Miss	6, D. Harris	51, K. Perkins	6, J. Mitchell	94, J. Mitchell	10, S. Showers	2.0, T. Williams	2.0, T. Williams
Kansas State	17, J. Gilbert	59, J. Gilbert	3, D. Schoen	50, D. Schoen	11, D. Goolsby	1.5, K. Ball	1.0, 2 players
Kentucky	10, K. Smoke	105, A. Rose	7, L. Bowden	129, L. Bowden	10, B. Echols	1.5, D. Square	1.0, 2 players
at Auburn	10, J. Whittlow	56, B. Nix	8, S. Williams	161, S. Williams	6, D. Thomas	2.0, K. Britt	1.0, 2 players
at Tennessee	19, T. Jordan	63, T. Chandler	3, 2 players	56, T. Byrd	7, D. Bituli	2.0, D. Taylor	2.0, D. Taylor
LSU	11, C. Edwards-Helaire	53, C. Edwards-Helaire	8, J. Jefferson	89, J. Jefferson	11, G. Delpit	2.0, M. Divinity	1.0, 2 players
at Texas A&M	22, I. Spiller	90, I. Spiller	5, Q. Davis	63, J. Wydermyer	7, D. Richardson	1.0, 2 players	1.0, 2 players
at Arkansas							
Alabama							
Abilene Christian							
Ole Miss							

LAST TIME IT HAPPENED

LAST TIME MISSISSIPPI STATE ...

RUSHING

Had 400+ yards rushing:	at Ole Miss, 2016 (457)
Had 300+ yards rushing:	at Ole Miss, 2018 (309)
Had 250+ yards rushing:	at Louisiana, 2019 (261)
Had 200+ yards rushing:	at Texas A&M, 2019 (239)
Had 70+ rushing attempts:	vs. Arkansas, 2010 (70)
Had 60+ rushing attempts:	vs. Ole Miss, 2017 (62)
Had 50+ rushing attempts:	at Ole Miss, 2018 (51)
Had seven+ rushing TDs:	vs. Louisiana, 2018 (6)
Had six+ rushing TDs:	vs. Louisiana, 2018 (6)
Had five+ rushing TDs:	vs. Louisiana, 2018 (6)
Had four+ rushing TDs:	at Ole Miss, 2018 (4)
Had three+ rushing TDs:	vs. Kentucky, 2019 (3)
Had two+ players with 100 yards rushing:	vs. Kentucky, 2019 (Garrett Shrader 125, Kylin Hill 120)
Had three+ players with 100 yards rushing:	vs. NE Louisiana, 1996 (Tony Buckhalter 119, Nakia Greer 110, Robert Isaac 103)

PASSING

Had 450+ yards passing:	at Arkansas, 2015 (508)
Had 400+ yards passing:	vs. Samford, 2016 (417)
Had 300+ yards passing:	vs. Stephen F. Austin, 2018 (398)
Had 200+ yards passing:	vs. LSU, 2019 (238)
Had 40+ pass attempts:	at Alabama, 2016 (43)
Had 30+ pass attempts:	at Texas A&M, 2019 (30)
Had 25+ pass completions:	vs. UMass, 2016 (26)
Had 20+ pass completions:	at Louisiana, 2019 (20)
Had five+ passing TDs:	vs. Arkansas, 2018 (5)
Had four+ passing TDs:	vs. Arkansas, 2018 (5)
Had three+ passing TDs:	at Texas A&M, 2019 (3)
Had four+ passes intercepted:	at LSU, 2018 (4)
Had three+ passes intercepted:	at Tennessee, 2019 (3)

RECEIVING

Had two players with 100 yards receiving:	vs. Samford, 2016 (Donald Gray, 207; Fred Ross, 107)
Had 10+ different receivers catch a pass:	vs. Stephen F. Austin, 2018 (12)
Had eight+ different receivers catch a pass:	at Louisiana, 2019 (9)

COMBINATION OFFENSE

Had one 300-yard passer and one 100-yard rusher in a game:	vs. Brigham Young, 2001 (Kevin Fant 346 pass & Dicenzo Miller 119 rush)
Had one 100-yard receiver and one 100-yard rusher in a game:	vs. Stephen F. Austin, 2018 (Osirus Mitchell 114 receiving & Keytaon Thompson 109 rush)

TOTAL OFFENSE

Had 600+ yards total offense:	vs. Louisiana, 2018 (607)
Had 550+ yards total offense:	vs. Louisiana, 2018 (607)
Had 500+ yards total offense:	vs. Louisiana Tech, 2018 (532)
Had 400+ yards total offense:	at Texas A&M, 2019 (433)
Had 85+ plays total offense:	vs. Ole Miss, 2017 (94)
Had 80+ plays total offense:	vs. Ole Miss, 2017 (94)
Had 75+ plays total offense:	vs. Louisville, 2017 (75)

SCORING

Scored 60+ points:	vs. Stephen F. Austin, 2018 (63)
Scored 50+ points:	vs. Arkansas, 2018 (52)
Scored 40+ points:	vs. Arkansas, 2018 (52)

LAST TIME IT HAPPENED

LAST TIME MISSISSIPPI STATE ...

Scored 30+ points:	at Texas A&M, 2019 (30)
Allowed 60+ points:	vs. South Carolina, 1995 (65)
Allowed 50+ points:	at Auburn, 2019 (56)
Allowed 40+ points:	at Texas A&M, 2019 (49)
Allowed 30+ points:	at Texas A&M, 2019 (49)
Was held scoreless:	at Alabama, 2018 (0-24)
Was held scoreless at Scott Field:	vs. LSU, 2007 (0-45)
Was held scoreless on the road:	at No. 1 Alabama, 2018 (0-24)
Was held scoreless at a non-campus site:	vs. Florida, 1989 (21-0 in Tampa, Fla.)
Held opponent scoreless:	vs. Charleston Southern, 2017 (49-0)
Held opponent scoreless at Scott Field:	vs. Charleston Southern, 2017 (49-0)
Held opponent scoreless on the road:	at South Carolina, 1998 (38-0)
Held opponent scoreless at neutral site:	vs. Kansas, 1981 Hall of Fame Bowl (10-0)
Held opponent without a touchdown:	at Ole Miss, 2018 (35-3)
Held opponent without an offensive touchdown:	at Ole Miss, 2018 (35-3)
Held two opponents scoreless in one season:	2014
Held three opponents scoreless in one season:	1963
Held an SEC opponent scoreless:	vs. Vanderbilt, 2014 (51-0)
Held two SEC opponents scoreless in one season:	1998
Scored a two-point conversion passing:	vs. Arkansas, 2016 (Nick Fitzgerald to Fred Ross)
Scored a two-point conversion rushing:	vs. Ole Miss, 2017 (Keytaon Thompson rush)
Attempted a two-point conversion:	at Texas A&M, 2019 (pass unsuccessful)

TURNOVERS

Committed eight+ turnovers:	at Arkansas, 2003 (8)
Committed seven+ turnovers:	vs. LSU, 2007 (7)
Had five+ fumbles:	vs. Georgia Tech, 2009 (5)
Lost four+ fumbles:	vs. Georgia Tech, 2009 (4)
Lost three+ fumbles:	vs. Ole Miss, 2017 (3)
Did not commit a turnover:	vs. Southern Miss, 2019 (0)
Did not cause a turnover:	vs. Alabama, 2017
Recorded six+ takeaways:	at Kentucky, 2007 (6)
Recorded five+ takeaways:	vs. Arkansas, 2012 (5)
Returned three+ interceptions for TDs:	vs. Arkansas State, 1994 (Walt Harris - 41; Jimmy Lipscomb - 28; Dwayne Curry - 29)
Returned two+ interceptions for TDs:	vs. Jackson State, 2012 (Darius Slay - 52, Matthew Wells - 22)
Returned one interception for a TD:	vs. Kentucky, 2019 (52 yards by Willie Gay Jr.)
Returned a fumble for a TD:	at Louisiana Tech, 2017 (90 yards by Jeffery Simmons)
Two players had 2+ interceptions	at Middle Tennessee, 2009 (Corey Broomfield - 2; Johnthan Banks - 2)

DEFENSE

Held opponent to 10 or fewer first downs:	vs. BYU, 2017 (8)
Held opponent to 0 or fewer yards rushing:	vs. Iowa, 2018 (-15 yds, 20 att.)
Held opponent to 25 or fewer yards rushing:	vs. Iowa, 2018 (-15 yds, 20 att.)
Held opponent to 50 or fewer yards rushing:	vs. Iowa, 2018 (-15 yds, 20 att.)
Held opponent to 50 or fewer yards passing:	vs. Charleston Southern, 2017 (15)
Held opponent to 100 or fewer yards rushing:	vs. LSU, 2019 (86 yds, 25 att.)
Held opponent to 100 or fewer yards passing:	vs. Louisiana Tech, 2018 (98)
Held opponent to 100 or fewer yards total offense	vs. Charleston Southern, 2017 (33)
Held opponent to 200 or fewer yards total offense:	vs. Iowa, 2018 (199)
Held opponent to 250 or fewer yards total offense:	vs. Iowa, 2018 (199)
Held opponent to 300 or fewer yards total offense:	vs. Kansas State, 2019 (269)
Intercepted five+ passes:	at Memphis, 2002 (5)
Intercepted four+ passes:	at Middle Tennessee, 2009 (4)
Intercepted three+ passes:	vs. Louisville, 2017 (4)

LAST TIME IT HAPPENED

LAST TIME MISSISSIPPI STATE ...

Scored a safety:	vs Charleston Southern, 2017 (2)
Scored two+ safeties:	vs. Charleston Southern, 2017 (2)
Recorded nine+ sacks:	at Ole Miss, 1996 (9.0)
Recorded eight+ sacks:	vs. Oklahoma State, 1999 (8.0)
Recorded six+ sacks:	vs. Louisville, 2017 (6)
Recorded five+ sacks:	vs. Arkansas, 2018 (5)
Recorded four+ sacks:	at Ole Miss, 2018 (4)
Did not record a sack:	at Texas A&M, 2019
Recorded 10+ tackles for loss	at Ole Miss, 2018 (11)
Had four players record 10+ tackles:	vs. Texas A&M, 2012 (B. McKinney, C. Lawrence, N. Whitley, M. Wells)
Had three players record 10+ tackles:	at LSU, 2018 (J. Abram, M. McLaurin, J. Simmons)
Had two players record 10+ tackles:	vs. Arkansas, 2018 (J. Abram, E. Thompson)

SPECIAL TEAMS

Returned a punt for a TD:	vs. UMass, 2017 (Dedrick Thomas - 82)
Returned a blocked punt for a TD:	at Louisiana Tech, 2017 (Jeffery Simmons - 90)
Returned a kickoff for a TD:	at Southern Miss, 2015 (Brandon Holloway - 100)
Returned a blocked FG for a TD:	vs. Southern Miss, 2014 (Jay Hughes - 70)
Blocked one punt:	at Louisiana Tech, 2017 (Jeffery Simmons)
Blocked two punts:	vs. LSU, 1999 (Robert Bean, Eugene Clinton, Rob Knight)
Blocked three punts:	vs. LSU, 1999 (Robert Bean, Eugene Clinton, Rob Knight)
Punted 10+ times:	at Ole Miss, 2008 (10)
Did not punt:	vs. Troy, 2013
Blocked a field goal	vs. Miami (Ohio), 2016 (Nelson Adams)
Had a punt blocked:	at Texas A&M, 2017 (Armani Watts)
Had a field goal blocked:	at Arkansas, 2013 (Devon Bell 28-yard attempt)
Blocked a PAT kick:	vs. Miami (Ohio), 2016 (Johnathan Calvin)
Scored on a blocked PAT kick:	vs. Texas A&M, 2000 (Julius Griffith)
Missed a kicking PAT:	at Ole Miss, 2016
Had a kicking PAT blocked:	at Louisiana Tech, 2017
Recovered an onside kick:	at Texas A&M, 2017

MISCELLANEOUS

Had 30+ first downs:	vs. BYU, 2017 (35)
Had 20+ first downs:	at Texas A&M, 2019 (22)
Had 20+ penalties:	vs. Clemson, 1999 (21)
Had 10+ penalties:	vs. LSU, 2019 (13)
Had 100+ yards in penalties:	vs. LSU, 2019 (109)
Had 35 minutes+ of possession time:	at Ole Miss, 2018 (36:14)
Had 40 minutes+ of possession time:	vs. Auburn, 2018 (41:53)
Was involved in a tie game:	vs. Arkansas, 1993 (13-13)
Was involved in an overtime game:	2OT at BYU, 2016 (L, 28-21)

LAST TIME IT HAPPENED

LAST TIME A MISSISSIPPI STATE PLAYER ...

RUSHING

Rushed 40+ times:	Michael Davis vs. Ole Miss, 1993 (40)
Rushed 35+ times:	James Johnson vs. Alabama, 1998 (36)
Rushed 30+ times:	Vick Ballard vs. Arkansas, 2010 (33)
Rushed 25+ times:	Kylin Hill vs. Kentucky, 2019 (26)
Rushed for 250+ yards:	Nick Fitzgerald at Ole Miss, 2016 (258)
Rushed for 200+ yards:	Kylin Hill at Kansas State, 2018 (211)
Rushed for 175+ yards:	Kylin Hill vs. Louisiana, 2019 (197)
Rushed for 150+ yards:	Kylin Hill at Texas A&M, 2019 (150)
Rushed for 125+ yards:	Kylin Hill at Texas A&M, 2019 (150)
Rushed for 100+ yards:	Kylin Hill at Texas A&M, 2019 (150)
Rushed for 100+ yards (QB):	Garrett Shrader vs. Kentucky, 2019 (125)
Rushed for four+ touchdowns:	Nick Fitzgerald vs. Louisiana, 2018 (4)
Rushed for three+ touchdowns:	Kylin Hill vs. Kentucky, 2019 (3)
Rushed for two+ touchdowns:	Kylin Hill vs. Kentucky, 2019 (3)
Had a run of 80+ yards:	James Johnson at Alabama, 1997 (83)
Had a run of 70+ yards:	Nick Fitzgerald vs. Texas A&M, 2018 (76)
Had a run of 60+ yards:	Nick Fitzgerald vs. Texas A&M, 2018 (76)
Had a run of 50+ yards:	Nick Fitzgerald vs. Texas A&M, 2018 (76)

PASSING

Passed for 450+ yards:	Dak Prescott at Arkansas, 2015 (508)
Passed for 400+ yards:	Nick Fitzgerald vs. Samford, 2016 (417)
Passed for 300+ yards:	Keytaon Thompson vs. Stephen F. Austin, 2018 (364)
Passed for 250+ yards:	Keytaon Thompson vs. Stephen F. Austin, 2018 (364)
Passed for 200+ yards:	Garrett Shrader vs. LSU, 2019 (238)
Attempted 45+ passes:	Dak Prescott at Arkansas, 2015 (50)
Attempted 35+ passes:	Nick Fitzgerald vs. Samford, 2016 (35)
Completed 30+ passes:	Keytaon Thompson vs. Stephen F. Austin, 2018 (31)
Completed 25+ passes:	Keytaon Thompson vs. Stephen F. Austin, 2018 (31)
Completed 20+ passes:	Tommy Stevens vs. Louisiana, 2019 (20)
Threw four+ touchdown passes:	Nick Fitzgerald vs. Arkansas, 2018 (4)
Threw three+ touchdown passes:	Garrett Shrader at Texas A&M, 2019 (3)
Threw five+ interceptions:	Michael Henig vs. LSU, 2007 (6)
Threw four+ interceptions:	Nick Fitzgerald at LSU, 2018 (4)
Threw three+ interceptions:	Nick Fitzgerald at LSU, 2018 (4)
Completed pass for 90+ yards:	Kevin Fant to Terrell Grindle vs. Kentucky, 2002 (91)
Completed pass for 80+ yards:	Nick Fitzgerald to Stephen Guidry vs. Texas A&M, 2018 (84)
Completed pass for 70+ yards:	Nick Fitzgerald to Stephen Guidry vs. Texas A&M, 2018 (84)
Completed pass for 60+ yards:	Nick Fitzgerald to Stephen Guidry vs. Texas A&M, 2018 (84)
Completed pass for 50+ yards:	Nick Fitzgerald to Stephen Guidry vs. Texas A&M, 2018 (84)
Completed pass for 40+ yards:	Garrett Shrader to Farrod Green at Auburn, 2019 (47)

RECEIVING

Caught 15+ passes:	Eric Moulds at Tennessee, 1995 (15)
Caught 10+ passes:	Fred Ross vs. Arkansas, 2016 (10)
Caught seven+ passes:	Fred Ross vs. Arkansas, 2016 (10)
Had 200+ yards receiving:	Donald Gray vs. Samford, 2016 (207)
Had 175+ yards receiving:	Donald Gray vs. Samford, 2016 (207)
Had 150+ yards receiving:	Fred Ross vs. Arkansas, 2016 (171)
Had 100+ yards receiving:	Stephen Guidry vs. Texas A&M, 2018 (130)
Caught three+ TD passes:	Donald Gray vs. Samford, 2016 (3)
Caught two+ TD passes:	Isaiah Zuber at Texas A&M, 2019 (2)

LAST TIME IT HAPPENED

LAST TIME A MISSISSIPPI STATE PLAYER ...

TOTAL OFFENSE

Had 450+ yards total offense:	Keytaon Thompson vs. Stephen F. Austin, 2018 (473)
Had 400+ yards total offense:	Keytaon Thompson vs. Stephen F. Austin, 2018 (473)
Had 350 yards+ total offense:	Nick Fitzgerald vs. Louisiana Tech, 2018 (350)
Had 300 yards+ total offense:	Garrett Shrader vs. LSU, 2019 (304)
Had 100 yards both passing and rushing:	Garrett Shrader vs. Kentucky, 2019 (125 rush, 180 pass)

SCORING

Accounted for five+ touchdowns:	Nick Fitzgerald vs. Arkansas, 2018 (1 rush, 4 pass)
Accounted for four+ touchdowns:	Nick Fitzgerald vs. Arkansas, 2018 (1 rush, 4 pass)
Accounted for three+ touchdowns:	Kylin Hill vs. Kentucky, 2019 (3 rush)
Scored four+ touchdowns:	Nick Fitzgerald vs. Louisiana, 2018 (4 rush)
Scored three+ touchdowns:	Kylin Hill vs. Kentucky, 2019 (3 rush)
Scored two+ touchdowns:	Isaiah Zuber at Texas A&M, 2019 (2 catch)
Scored two+ non-offensive TDs:	Jeffery Simmons (FR & blkd punt) at Louisiana Tech, 2017

DEFENSE

Intercepted three+ passes:	Mark McLaurin vs. Louisville, 2017 (3)
Intercepted two+ passes:	Mark McLaurin vs. Louisville, 2017 (3)
Intercepted a pass	2 players vs. Tennessee, 2019 (1)
Recovered three+ fumbles:	Chris Correro vs. Memphis, 1987 (3)
Recovered two+ fumbles:	Leo Lewis at Auburn, 2019 (2)
Recovered a fumble	Leo Lewis (2) and Aaron Brule at Auburn, 2019 (3)
Forced two+ fumbles:	Tim Washington at Auburn, 2019 (2)
Forced a fumble	Tim Washington (2) and Leo Lewis (1) at Auburn, 2019 (3)
Recorded five+ sacks:	Greg Favors at Ole Miss, 1996 (5.5)
Recorded three+ sacks:	Montez Sweat vs. Auburn, 2018 (3.0)
Recorded two+ sacks:	Willie Gay Jr. at Alabama, 2018 (2.0)
Recorded five+ tackles for loss:	Deljuan Robinson vs. Auburn, 2006 (5.0)
Recorded three+ tackles for loss:	Johnathan Abram vs. Arkansas, 2018 (3.5)
Recorded 20+ tackles:	Mario Haggan vs. Arkansas, 2000 (20)
Recorded 10+ tackles:	Erroll Thompson vs. Tennessee, 2019 (13)
Recorded 10+ tackles in back-to-back games:	Beniquez Brown, 2015 (Two Straight) vs. Alabama (11), at Arkansas (12)
Returned an interception for a touchdown:	Willie Gay Jr. (53) vs. Kentucky, 2019

SPECIAL TEAMS

Scored 10+ points kicking:	Jace Christmann vs. Auburn, 2018 (11)
Kicked five+ field goals:	Derek DePasquale vs. UAB, 2010 (5)
Kicked four+ field goals:	Derek DePasquale vs. UAB, 2010 (5)
Kicked three+ field goals:	Jace Christmann vs. Auburn, 2018 (3)
Made one field goal of 50+ yards	Jace Christmann at Tennessee, 2019 (51)
Kicked two field goals of 50+ yards:	Brian Hazelwood vs. Memphis, 1997 (51, 53)
Kicked one field goal of 50+ yards:	Jace Christmann at Tennessee, 2019 (51)
Kicked a punt of 70+ yards:	Tucker Day vs. LSU, 2019 (70)
Kicked a punt of 60+ yards:	Tucker Day vs. LSU, 2019 (70)
Punted 10+ times:	Blake McAdams at Ole Miss, 2008 (12)
Totaled 175+ kick return yards:	Jameon Lewis at Ole Miss, 2012 (183, 5 ret.)
Totaled 150+ kick return yards:	Jameon Lewis at Ole Miss, 2012 (183, 5 ret.)
Totaled 100+ kick return yards:	Keith Mixon vs. Arkansas, 2016 (106, 5 ret.)
Totaled 50+ punt return yards:	Keith Mixon vs. Stephen F. Austin, 2018 (64, 6 ret.)

LAST TIME IT HAPPENED

LAST TIME AN OPPONENT ...

RUSHING

Had 400+ yards rushing:	Georgia Tech, 2014 (452)
Had 300+ yards rushing:	Arkansas, 2016 (357)
Had 200+ yards rushing:	Texas A&M, 2019 (207)
Had 70+ rushing attempts:	Oklahoma State, 1998 (71)
Had 60+ rushing attempts:	Georgia Tech, 2014 (61)
Had 50+ rushing attempts:	Auburn, 2016 (58)
Had 40+ rushing attempts	Tennessee, 2019 (44)
Had six+ rushing TDs:	Auburn, 2019 (6)
Had four+ rushing TDs:	Texas A&M, 2019 (4)
Had two players with 100 yds rushing:	Arkansas, 2016 (Williams 205, Whaley 112)

PASSING

Had 400+ yards passing:	Samford, 2016 (468)
Had 300+ yards passing:	LSU, 2019 (327)
Had 200+ yards passing:	Texas A&M, 2019 (234)
Had 60+ pass attempts:	Samford, 2016 (70)
Had 50+ pass attempts:	Samford, 2016 (70)
Had 40+ pass attempts:	Kentucky, 2019 (41)
Had 30+ pass attempts:	LSU, 2019 (35)
Had 40+ pass completions:	Samford, 2016 (42)
Had 30+ pass completions:	Alabama, 2016 (31)
Had 25+ pass completions:	LSU, 2019 (25)
Had 20+ pass completions:	LSU, 2019 (25)
Had five+ passing TDs:	Alabama, 2016 (5)
Had four+ passing TDs:	LSU, 2019 (4)
Had three+ passing TDs:	Texas A&M, 2019 (3)

RECEIVING

Had two players with 100 yards receiving in a game:	Samford, 2016 (Karelc Hamilton 213 and Kelvin McKnight 115)
Had four+ players catch five+ passes:	Arkansas, 2015 (5)
Had three+ players catch five+ passes:	Ole Miss, 2016 (3)
Had 12+ players catch a pass:	Florida, 2018 (12)
Had eight+ players catch a pass	LSU, 2019 (8)

TOTAL OFFENSE

Had 650+ yards total offense:	Arkansas, 2016 (661)
Had 600+ yards total offense:	Arkansas, 2016 (661)
Had 550+ yards total offense:	Auburn, 2019 (578)
Had 500+ yards total offense:	Auburn, 2019 (578)
Had 400+ yards total offense:	Texas A&M, 2019 (441)
Had 80+ plays total offense:	Louisiana Tech, 2017 (80)
Had 75+ plays total offense:	Louisiana, 2019 (76)

SCORING

Scored 60+ points:	South Carolina, 1995 (65)
Scored 50+ points:	Auburn, 2019 (56)
Scored 40+ points:	Auburn, 2019 (56)
Scored 30+ points:	LSU, 2019 (36)
Scored a two-point conversion rushing:	Arkansas, 2016
Scored a two-point conversion passing:	Southern Miss, 2019
Failed on a two-point conversion attempt:	Arkansas, 2016

LAST TIME IT HAPPENED

LAST TIME AN OPPONENT ...

TURNOVERS

Had five+ fumbles:.....	Ole Miss, 2011 (6)
Had four+ fumbles lost:.....	LSU, 2004 (4)
Had three+ fumbles lost:.....	Auburn, 2019 (3)
Committed five+ turnovers:.....	Arkansas, 2012 (5)
Did not commit a turnover:.....	Texas A&M, 2019
Intercepted five+ MSU passes:.....	LSU, 2010 (5)
Intercepted four+ MSU passes:.....	LSU, 2018 (4)
Intercepted three+ MSU passes:.....	Tennessee, 2019 (3)
Returned an interception for a TD:.....	UMass, 2017 (Isaiah Rodgers)
Returned a fumble for a TD:.....	Arkansas, 2017 (Briston Guidry 0-yd fumble recovery)

DEFENSE

Held MSU to 10 or fewer first downs:.....	Alabama, 2018 (7)
Recorded 10+ sacks:.....	Ole Miss, 2008 (11)
Recorded seven+ sacks:.....	Tennessee, 2019 (7)
Scored a safety:.....	Texas A&M, 2013
Scored two safeties:.....	Florida, 2005
Held MSU to 25 or fewer yards rushing:.....	Alabama, 2011 (12)
Held MSU to 100 or fewer yards passing:.....	Auburn, 2018 (69)
Held MSU to 50 or fewer yards passing:.....	Florida, 2010 (33)
Held MSU to 300 or less yards total offense:.....	Tennessee, 2019 (267)
Held MSU to 200 or less yards total offense:.....	Alabama, 2018 (184)
Held MSU to 100 or fewer yards both rushing & passing:.....	Ole Miss, 2008 (-51 rush, 88 pass)

SPECIAL TEAMS

Returned a punt for a TD:.....	Texas A&M, 2016 (Christian Kirk - 93)
Returned a blocked punt for a TD:.....	Ole Miss, 2013 (Terrell Grant - 0)
Returned a kickoff for a TD:.....	Kansas State, 2019 (Malik Knowles - 100)
Punted 10+ times:.....	Vanderbilt, 2009 (11)
Did not punt:.....	Arkansas, 2016
Missed a kicking PAT:.....	LSU, 2019
Missed two kicking PATs:.....	Tulane, 2006
Blocked a field goal:.....	Arkansas, 2013
Blocked a punt:.....	Texas A&M, 2017

MISCELLANEOUS

Had 30+ first downs:.....	Ole Miss, 2016 (31)
Had 10+ penalties:.....	Florida, 2018 (11)
Had 100+ yards in penalties:.....	LSU, 2017 (112)
Had 35 minutes+ of possession time:.....	Louisiana Tech, 2017 (36:08)
Had two 100-yard rushers and one 100-yard receiver:.....	Georgia Tech, 2014 (Days 171 rush, Thomas 121 rush, Waller 114 rec.)
Had one 100-yard rusher and one 100-yard receiver:.....	Alabama, 2016 (Hurts 100 rush, Stewart 156 rec.)

INDIVIDUAL RUSHING

Rushed 40+ times:.....	Deuce McAllister (Ole Miss), 1998 (40)
Rushed 35+ times:.....	Kamryn Pettway (Auburn), 2016 (39)
Rushed for 200+ yards:.....	Rawleigh Williams III (Arkansas), 2016 (205)
Rushed for 175+ yards:.....	Rawleigh Williams III (Arkansas), 2016 (205)
Rushed for 150+ yards:.....	Benny Snell (Kentucky), 2018 (165)
Rushed for 125+ yards:.....	Benny Snell (Kentucky), 2018 (165)
Rushed for 100+ yards:.....	Benny Snell (Kentucky), 2018 (165)

LAST TIME IT HAPPENED

LAST TIME AN OPPONENT ...

Rushed for five+ touchdowns:	Carnell Williams (Auburn), 2003 (6)
Rushed for four+ touchdowns:	Benny Snell (Kentucky), 2018 (4)
Had a run of 80+ yards:	Marquis Young (UMass), 2016 (83)
Had a run of 70+ yards:	Lamar Jackson (Louisville), 2017 (75)
Had a run of 60+ yards:	Lamar Jackson (Louisville), 2017 (75)
Had a run of 50+ yards:	Lamar Jackson (Louisville), 2017 (75)

INDIVIDUAL PASSING

Passed for 450+ yards:	Devlin Hodges (Samford), 2016 (468)
Passed for 400+ yards:	Devlin Hodges (Samford), 2016 (468)
Passed for 300+ yards:	Joe Burrow (LSU), 2019 (327)
Attempted 60+ passes:	Devlin Hodges (Samford), 2016 (69)
Attempted 50+ passes:	Devlin Hodges (Samford), 2016 (69)
Completed 30+ passes:	Devlin Hodges (Samford), 2016 (42)
Completed 20+ passes:	Joe Burrow (LSU), 2019 (25)
Threw five+ touchdown passes:	Brandon Allen (Arkansas), 2015 (7)
Threw four+ touchdown passes:	Joe Burrow (LSU), 2019 (4)
Threw three+ touchdown passes:	Kellen Mond (Texas A&M), 2019 (3)
Completed a pass for 80+ yards:	Jacoby Brisett to Pharoah McKeever (NC State), 2015 (82)
Completed a pass for 70+ yards:	Nate Stanley to Nick Easley (Iowa), 2018 (75)
Completed a pass for 60+ yards:	Joe Burrow to Racey McMath, 2019 (60)

INDIVIDUAL RECEIVING

Caught 10+ passes:	Karel Hamilton (Samford), 2016 (14)
Caught seven+ passes:	Justin Jefferson (LSU), 2019 (8)
Had 150+ yards receiving:	A.J. Brown (Ole Miss), 2017 (167)
Had 100+ yards receiving:	Seth Williams (Auburn), 2019 (161)
Caught three+ TD passes:	ArDarius Stewart (Alabama), 2016 (3)
Caught two+ TD passes:	Seth Williams (Auburn), 2019 (2)

INDIVIDUAL TOTAL OFFENSE

Had 500+ yards total offense:	Devlin Hodges (Samford), 2016 (513)
Had 400+ yards total offense:	Jalen Hurts (Alabama), 2016 (447)
Had 100 yards both passing and rushing:	Lamar Jackson (Louisville), 2017, (171 pass/158 rush)

INDIVIDUAL SCORING

Accounted for six+ touchdowns:	Brandon Allen (Arkansas), 2015 (7 pass)
Accounted for five+ touchdowns:	Kellen Mond (Texas A&M), 2019 (3 pass, 2 rush)
Accounted for four+ touchdowns:	Joe Burrow (LSU), 2019 (4 pass)
Scored four+ touchdowns:	Benny Snell (Kentucky), 2018 (4 rush)
Scored three+ touchdowns:	JaTarvious Whitlow (Auburn), 2019 (3 rush)

INDIVIDUAL DEFENSE

Intercepted three+ passes:	Craig Steltz (LSU), 2007 (3)
Intercepted two+ passes:	Grant Delpit (LSU), 2018 (2)
Recorded three+ sacks:	Jonathan Allen (Alabama), 2015 (3)
Recorded two+ sacks:	Ty Williams (Southern Miss), 2019 (2)

SPECIAL TEAMS

Scored 10+ points kicking:	Cade York (LSU), 2019 (12)
Kicked five+ field goals:	Austin MacGinnis (Kentucky), 2016 (5)
Kicked four field goals:	Cole Tracy (LSU), 2018 (4)

2019 Mississippi State Football

Mississippi State Combined Team Statistics (as of Oct 26, 2019)

All games

Date	Opponent	Score	Att.	Record:	Overall	Home	Away	Neutral
Aug 31, 2019	at Louisiana	W 38-28	22440	All games	3-5	2-2	1-3	0-0
Sep 07, 2019	SOUTHERN MISS	W 38-15	55143	Conference	1-4	1-1	0-3	0-0
Sep 14, 2019	KANSAS STATE	L 24-31	54522	Non-Conference	2-1	1-1	1-0	0-0
* Sep 21, 2019	KENTUCKY	W 28-13	54556					
* Sep 28, 2019	at #7 Auburn	L 23-56	87451					
* Oct 12, 2019	at Tennessee	L 10-20	85462					
* Oct 19, 2019	#2 LSU	L 13-36	59282					
* Oct 26, 2019	at Texas A&M	L 30-49	102025					

Rushing	gp-gs	att	gain	loss	net	avg	td	lg	avg/g
Kylin Hill	8-8	155	826	33	793	5.1	6	39	99.1
Garrett Shrader	7-3	92	590	86	504	5.5	3	49	72.0
Nick Gibson	6-0	15	90	6	84	5.6	2	19	14.0
Tommy Stevens	5-5	34	116	64	52	1.5	2	14	10.4
Lee Witherspoon	6-0	12	47	0	47	3.9	1	22	7.8
JaVonta Payton	8-0	1	11	0	11	11.0	0	11	1.4
Dedrick Thomas	8-7	1	5	0	5	5.0	0	5	0.6
Isaiah Zuber	8-2	1	4	0	4	4.0	0	4	0.5
Total	8	315	1688	195	1493	4.7	14	49	186.6
Opponents	8	281	1429	156	1273	4.5	17	31	159.1

Passing	gp-gs	effic	comp-att-int	pct	yds	td	lg	avg/g
Garrett Shrader	7-3	127.90	75-136-5	55.1	1022	7	47	146.0
Tommy Stevens	5-5	137.33	43-69-4	62.3	515	5	35	103.0
Total	8	131.08	118-205-9	57.6	1537	12	47	192.1
Opponents	8	150.71	137-222-6	61.7	1945	14	65	243.1

Receiving	gp-gs	no.	yds	avg	td	lg	avg/g
Osirus Mitchell	8-8	25	344	13.8	4	35	43.0
Stephen Guidry	7-5	18	270	15.0	4	32	38.6
Dedrick Thomas	8-7	18	248	13.8	1	26	31.0
Isaiah Zuber	8-2	13	184	14.2	2	38	23.0
Farrod Green	8-8	12	148	12.3	0	47	18.5
Kylin Hill	8-8	9	67	7.4	0	18	8.4
Austin Williams	8-0	6	86	14.3	1	28	10.8
JaVonta Payton	8-0	5	63	12.6	0	30	7.9
Dontea Jones	7-0	4	35	8.8	0	14	5.0
Malik Dear	8-0	2	28	14.0	0	20	3.5
Lee Witherspoon	6-0	2	16	8.0	0	12	2.7
Nick Gibson	6-0	1	24	24.0	0	24	4.0
Geor'quarius Spivey	8-1	1	12	12.0	0	12	1.5
Cameron Gardner	8-1	1	7	7.0	0	7	0.9
Robert Rivers	1-0	1	5	5.0	0	5	5.0
Total	8	118	1537	13.0	12	47	192.1
Opponents	8	137	1945	14.2	14	65	243.1

Field Goals	fg	pct.	01-19	20-29	30-39	40-49	50-99	lg	blk
Jordan Lawless	1-2	50.0	0-0	0-1	1-1	0-0	0-0	37	0
Jace Christmann	5-7	71.4	0-0	1-1	2-3	1-2	1-1	51	0

Scoring	td	fg	PAT				dxp	saf	pts
			kick	rush	rcv	pass			
Kylin Hill	6	-	-	-	-	-	-	36	
Jace Christmann	-	5-7	19-20	-	-	-	-	34	
Stephen Guidry	4	-	-	-	-	-	-	24	
Osirus Mitchell	4	-	-	-	-	-	-	24	
Garrett Shrader	3	-	-	-	-	0-2	-	18	
Isaiah Zuber	2	-	-	-	-	-	-	12	
Tommy Stevens	2	-	-	-	-	-	-	12	
Nick Gibson	2	-	-	-	-	-	-	12	
Jordan Lawless	-	1-2	5-5	-	-	-	-	8	
Austin Williams	1	-	-	-	-	-	-	6	
Dedrick Thomas	1	-	-	-	-	-	-	6	
Lee Witherspoon	1	-	-	-	-	-	-	6	
Willie Gay Jr.	1	-	-	-	-	-	-	6	
Total	27	6-9	24-25	-	-	0-2	-	204	
Opponents	32	8-11	30-31	-	1	1-1	-	248	

Score by Quarters	1st	2nd	3rd	4th	OT	Total
Mississippi State	27	79	35	63	0	204
Opponents	58	78	52	60	0	248

Team Statistics	MS	OPP
FIRST DOWNS	177	166
Rushing	83	69
Passing	78	86
Penalty	16	11
RUSHING YARDAGE	1493	1273
Rushing Attempts	315	281
Average Per Rush	4.7	4.5
Average Per Game	186.6	159.1
TDs Rushing	14	17
PASSING YARDAGE	1537	1945
Comp-Att-Int	118-205-9	137-222-6
Average Per Pass	7.5	8.8
Average Per Catch	13.0	14.2
Average Per Game	192.1	243.1
TDs Passing	12	14
TOTAL OFFENSE	3030	3218
Average Per Play	5.8	6.4
Average Per Game	378.8	402.2
KICK RETURNS: #-Yards	15-273	23-468
PUNT RETURNS: #-Yards	8-54	12-130
INT RETURNS: #-Yards	6-106	9-122
FUMBLES-LOST	13-9	15-10
PENALTIES-Yards	50-397	38-353
PUNTS-AVG	33-43.6	29-45.1
TIME OF POSSESSION/Game	31:35	28:24
3RD-DOWN Conversions	32/89	34/88
4TH-DOWN Conversions	4/9	3/8

Interceptions	no.	yds	avg	td	lg
Cameron Dantzler	2	0	0.0	0	0
Brian Cole II	1	0	0.0	0	0
Willie Gay Jr.	1	52	52.0	1	52
Martin Emerson	1	45	45.0	0	45
C.J. Morgan	1	9	9.0	0	9

Punting	no.	yds	avg	lg	tb	fc	i20	50+	blk
Tucker Day	31	1357	43.8	70	3	5	7	7	0
Reed Bowman	2	82	41.0	51	0	0	1	1	0

Punt Returns	no.	yds	avg	td	lg
Malik Dear	6	52	8.7	0	40
Isaiah Zuber	1	2	2.0	0	0
Taury Dixon	1	0	0.0	0	0
Total	8	54	6.8	0	40
Opponents	12	130	10.8	0	25

Kick Returns	no.	yds	avg	td	lg
Isaiah Zuber	7	144	20.6	0	28
Brian Cole II	3	44	14.7	0	18
JaVonta Payton	3	56	18.7	0	24
Dedrick Thomas	1	14	14.0	0	14
Lee Witherspoon	1	15	15.0	0	15
Total	15	273	18.2	0	28
Opponents	23	468	20.3	1	100

All Purpose	g	rush	rcv	pr	kr	ir	total	avg/g
Kylin Hill	8	793	67	0	0	0	860	107.5
Garrett Shrader	7	504	0	0	0	0	504	72.0
Osirus Mitchell	8	0	344	0	0	0	344	43.0
Isaiah Zuber	8	4	184	2	144	0	334	41.8
Stephen Guidry	7	0	270	0	0	0	270	38.6
Total	8	1493	1537	54	273	106	3463	432.9
Opponents	8	1273	1945	130	468	122	3938	492.2

Total Offense	g	plays	rush	pass	total	avg/g
Garrett Shrader	7	228	504	1022	1526	218.0
Kylin Hill	8	155	793	0	793	99.1
Tommy Stevens	5	103	52	515	567	113.4
Nick Gibson	6	15	84	0	84	14.0
Lee Witherspoon	6	12	47	0	47	7.8
Total	8	520	1493	1537	3030	378.8
Opponents	8	503	1273	1945	3218	402.2

Tackles

Sacks

Pass defence

Fumbles

blkd

2019 Mississippi State Football
Mississippi State Overall Team Statistics (as of Oct 26, 2019)
All games

Team Statistics	MS	OPP
SCORING	204	248
Points Per Game	25.5	31.0
Points Off Turnovers	38	72
FIRST DOWNS	177	166
Rushing	83	69
Passing	78	86
Penalty	16	11
RUSHING YARDAGE	1493	1273
Yards gained rushing	1688	1429
Yards lost rushing	195	156
Rushing Attempts	315	281
Average Per Rush	4.7	4.5
Average Per Game	186.6	159.1
TDs Rushing	14	17
PASSING YARDAGE	1537	1945
Comp-Att-Int	118-205-9	137-222-6
Average Per Pass	7.5	8.8
Average Per Catch	13.0	14.2
Average Per Game	192.1	243.1
TDs Passing	12	14
TOTAL OFFENSE	3030	3218
Total Plays	520	503
Average Per Play	5.8	6.4
Average Per Game	378.8	402.2
KICK RETURNS: #-Yards	15-273	23-468
PUNT RETURNS: #-Yards	8-54	12-130
INT RETURNS: #-Yards	6-106	9-122
KICK RETURN AVERAGE	18.2	20.3
PUNT RETURN AVERAGE	6.8	10.8
INT RETURN AVERAGE	17.7	13.6
FUMBLES-LOST	13-9	15-10
PENALTIES-Yards	50-397	38-353
Average Per Game	49.6	44.1
PUNTS-Yards	33-1439	29-1307
Average Per Punt	43.6	45.1
Net punt average	37.8	39.1
KICKOFFS-Yards	41-2420	47-2938
Average Per Kick	59.0	62.5
Net kick average	38.5	40.2
TIME OF POSSESSION/Game	31:35	28:24
3RD-DOWN Conversions	32/89	34/88
3rd-Down Pct	36%	39%
4TH-DOWN Conversions	4/9	3/8
4th-Down Pct	44%	38%
SACKS BY-Yards	13-81	22-133
MISC YARDS	0	0
TOUCHDOWNS SCORED	27	32
FIELD GOALS-ATTEMPTS	6-9	8-11
ON-SIDE KICKS	0-0	0-0
RED-ZONE SCORES	(23-27) 85%	(28-35) 80%
RED-ZONE TOUCHDOWNS	(19-27) 70%	(22-35) 63%
PAT-ATTEMPTS	(24-25) 96%	(30-31) 97%
ATTENDANCE	223503	297378
Games/Avg Per Game	4/55876	4/74344
Neutral Site Games		0/0

Score by Quarters	1st	2nd	3rd	4th	OT	Total
Mississippi State	27	79	35	63	0	204
Opponents	58	78	52	60	0	248

2019 Mississippi State Football
Mississippi State Overall Individual Statistics (as of Oct 26, 2019)
All games

Rushing	gp-gs	att	gain	loss	net	avg	td	lg	avg/g
Kylin Hill	8-8	155	826	33	793	5.1	6	39	99.1
Garrett Shrader	7-3	92	590	86	504	5.5	3	49	72.0
Nick Gibson	6-0	15	90	6	84	5.6	2	19	14.0
Tommy Stevens	5-5	34	116	64	52	1.5	2	14	10.4
Lee Witherspoon	6-0	12	47	0	47	3.9	1	22	7.8
JaVonta Payton	8-0	1	11	0	11	11.0	0	11	1.4
Dedrick Thomas	8-7	1	5	0	5	5.0	0	5	0.6
Isaiah Zuber	8-2	1	4	0	4	4.0	0	4	0.5
Malik Dear	8-0	1	0	0	0	0.0	0	0	0.0
Dontea Jones	7-0	0	-1	0	-1	0.0	0	0	-0.1
TEAM	3-0	3	0	6	-6	-2.0	0	0	-2.0
Total	8	315	1688	195	1493	4.7	14	49	186.6
Opponents	8	281	1429	156	1273	4.5	17	31	159.1

Passing	gp-gs	effic	comp-att-int	pct	yds	td	lg	avg/g
Garrett Shrader	7-3	127.90	75-136-5	55.1	1022	7	47	146.0
Tommy Stevens	5-5	137.33	43-69-4	62.3	515	5	35	103.0
Total	8	131.08	118-205-9	57.6	1537	12	47	192.1
Opponents	8	150.71	137-222-6	61.7	1945	14	65	243.1

Receiving	gp-gs	no.	yds	avg	td	lg	avg/g
Osirus Mitchell	8-8	25	344	13.8	4	35	43.0
Stephen Guidry	7-5	18	270	15.0	4	32	38.6
Dedrick Thomas	8-7	18	248	13.8	1	26	31.0
Isaiah Zuber	8-2	13	184	14.2	2	38	23.0
Farrod Green	8-8	12	148	12.3	0	47	18.5
Kylin Hill	8-8	9	67	7.4	0	18	8.4
Austin Williams	8-0	6	86	14.3	1	28	10.8
JaVonta Payton	8-0	5	63	12.6	0	30	7.9
Dontea Jones	7-0	4	35	8.8	0	14	5.0
Malik Dear	8-0	2	28	14.0	0	20	3.5
Lee Witherspoon	6-0	2	16	8.0	0	12	2.7
Nick Gibson	6-0	1	24	24.0	0	24	4.0
Geor'quarius Spivey	8-1	1	12	12.0	0	12	1.5
Cameron Gardner	8-1	1	7	7.0	0	7	0.9
Robert Rivers	1-0	1	5	5.0	0	5	5.0
Total	8	118	1537	13.0	12	47	192.1
Opponents	8	137	1945	14.2	14	65	243.1

Punt Returns	no.	yds	avg	td	lg
Malik Dear	6	52	8.7	0	40
Isaiah Zuber	1	2	2.0	0	0
Taury Dixon	1	0	0.0	0	0
Total	8	54	6.8	0	40
Opponents	12	130	10.8	0	25

Interceptions	no.	yds	avg	td	lg
Cameron Dantzler	2	0	0.0	0	0
C.J. Morgan	1	9	9.0	0	9
Willie Gay Jr.	1	52	52.0	1	52
Brian Cole II	1	0	0.0	0	0
Martin Emerson	1	45	45.0	0	45
Total	6	106	17.7	1	52
Opponents	9	122	13.6	0	39

Kick Returns	no.	yds	avg	td	lg
Isaiah Zuber	7	144	20.6	0	28
Brian Cole II	3	44	14.7	0	18
JaVonta Payton	3	56	18.7	0	24
Dedrick Thomas	1	14	14.0	0	14
Lee Witherspoon	1	15	15.0	0	15
Total	15	273	18.2	0	28
Opponents	23	468	20.3	1	100

Fumble Returns	no.	yds	avg	td	lg
Darryl Williams	1	4	4.0	0	4
Total	1	4	4.0	0	4
Opponents	2	10	5.0	0	9

2019 Mississippi State Football
Mississippi State Overall Individual Statistics (as of Oct 26, 2019)
All games

Scoring	td	fg	PAT				dpx	saf	pts
			kick	rush	rcv	pass			
Kylin Hill	6	-	-	-	-	-	-	36	
Jace Christmann	-	5-7	19-20	-	-	-	-	34	
Stephen Guidry	4	-	-	-	-	-	-	24	
Osirus Mitchell	4	-	-	-	-	-	-	24	
Garrett Shrader	3	-	-	-	-	0-2	-	18	
Nick Gibson	2	-	-	-	-	-	-	12	
Tommy Stevens	2	-	-	-	-	-	-	12	
Isaiah Zuber	2	-	-	-	-	-	-	12	
Jordan Lawless	-	1-2	5-5	-	-	-	-	8	
Lee Witherspoon	1	-	-	-	-	-	-	6	
Willie Gay Jr.	1	-	-	-	-	-	-	6	
Dedrick Thomas	1	-	-	-	-	-	-	6	
Austin Williams	1	-	-	-	-	-	-	6	
Total	27	6-9	24-25	-	-	0-2	-	204	
Opponents	32	8-11	30-31	-	1	1-1	-	248	

Total Offense	g	plays	rush	pass	total	avg/g
Garrett Shrader	7	228	504	1022	1526	218.0
Kylin Hill	8	155	793	0	793	99.1
Tommy Stevens	5	103	52	515	567	113.4
Nick Gibson	6	15	84	0	84	14.0
Lee Witherspoon	6	12	47	0	47	7.8
JaVonta Payton	8	1	11	0	11	1.4
Dedrick Thomas	8	1	5	0	5	0.6
Isaiah Zuber	8	1	4	0	4	0.5
Dontea Jones	7	0	-1	0	-1	-0.1
TEAM	3	3	-6	0	-6	-2.0
Total	8	520	1493	1537	3030	378.8
Opponents	8	503	1273	1945	3218	402.2

Field Goals	fg	pct.	01-19	20-29	30-39	40-49	50-99	lg	blk
Jordan Lawless	1-2	50.0	0-0	0-1	1-1	0-0	0-0	37	0
Jace Christmann	5-7	71.4	0-0	1-1	2-3	1-2	1-1	51	0

FG Sequence	Mississippi State	Opponents
Louisiana	27,(37)	-
Southern Miss	(30),43	36
Kansas State	(47)	(35)
Kentucky	-	(40),47,26,(29)
Auburn	(27)	-
Tennessee	(51),36	(49),(22)
LSU	-	(20),(23),(25)
Texas A&M	(33)	-

Punting	no.	yds	avg	lg	tb	fc	i20	50+	blk
Tucker Day	31	1357	43.8	70	3	5	7	7	0
Reed Bowman	2	82	41.0	51	0	0	1	1	0
Total	33	1439	43.6	70	3	5	8	8	0
Opponents	29	1307	45.1	61	6	9	10	10	0

Kickoffs	no.	yds	avg	tb	ob	retn	net	ydln
Scott Goodman	32	1880	58.8	12	0			
Tucker Day	8	501	62.6	3	0			
Jace Christmann	1	39	39.0	0	0			
Total	41	2420	59.0	15	0	20.3	38.5	26
Opponents	47	2938	62.5	31	1	18.2	40.2	24

Numbers in (parentheses) indicate field goal was made.

2019 Mississippi State Football
Mississippi State Overall Individual Statistics (as of Oct 26, 2019)
All games

All Purpose	g	rush	rcv	pr	kr	ir	total	avg/g
Kylin Hill	8	793	67	0	0	0	860	107.5
Garrett Shrader	7	504	0	0	0	0	504	72.0
Osirus Mitchell	8	0	344	0	0	0	344	43.0
Isaiah Zuber	8	4	184	2	144	0	334	41.8
Stephen Guidry	7	0	270	0	0	0	270	38.6
Deddrick Thoma	8	5	248	0	14	0	267	33.4
Farrod Green	8	0	148	0	0	0	148	18.5
JaVonta Payton	8	11	63	0	56	0	130	16.2
Nick Gibson	6	84	24	0	0	0	108	18.0
Austin Williams	8	0	86	0	0	0	86	10.8
Malik Dear	8	0	28	52	0	0	80	10.0
Lee Witherspoo	6	47	16	0	15	0	78	13.0
Tommy Stevens	5	52	0	0	0	0	52	10.4
Willie Gay Jr.	2	0	0	0	0	52	52	26.0
Martin Emerson	8	0	0	0	0	45	45	5.6
Brian Cole II	8	0	0	0	44	0	44	5.5
Dontea Jones	7	-1	35	0	0	0	34	4.9
Geor'quarius Spi	8	0	12	0	0	0	12	1.5
C.J. Morgan	8	0	0	0	0	9	9	1.1
Cameron Gardn	8	0	7	0	0	0	7	0.9
Robert Rivers	1	0	5	0	0	0	5	5.0
TEAM	3	-6	0	0	0	0	-6	-2.0
Total	8	1493	1537	54	273	106	3463	432.9
Opponents	8	1273	1945	130	468	122	3938	492.2

2019 Mississippi State Football
Mississippi State Overall Defensive Statistics (as of Oct 26, 2019)
All games

##	Defensive Leaders	gp-gs	Tackles				tfl/yds	Sacks no-yds	Pass defense			Fumbles		blkd	
			ua	a	tot				int-yds	brup	qbh	rcv-yds	ff	kick	saf
40	Erroll Thompson	8-8	26	29	55	1.5-3	.	.	1	4	1-0	.	.	.	
11	Jaquarius Landrews	8-8	32	21	53	0.5-0	.	.	4	2	
29	C.J. Morgan	8-8	29	24	53	0.5-2	.	1-9	8	
10	Leo Lewis	8-8	20	28	48	3.5-8	1.0-6	.	1	1	2-0	1	.	.	
32	Brian Cole II	8-8	32	14	46	7.0-27	2.0-17	1-0	1	2	1-0	1	.	.	
5	Chauncey Rivers	8-8	18	9	27	4.5-21	2.5-17	.	1	4	
3	Cameron Dantzler	6-6	17	6	23	0.5-4	0.5-4	2-0	6	.	1-0	1	.	.	
42	Marquiss Spencer	8-8	14	8	22	2.5-7	1.0-5	.	1	.	.	2	.	.	
1E	Martin Emerson	8-2	9	10	19	1.0-1	.	1-45	
52	Kobe Jones	8-0	7	10	17	2.5-5	1.0-4	.	.	1	
8S	M. Smitherman	6-6	10	4	14	1	
1P	Shawn Preston Jr.	4-0	9	4	13	.	.	.	1	
41	Tim Washington	7-0	6	7	13	2.0-8	1.0-7	2	.	.	
43	Fletcher Adams	8-0	7	6	13	2.0-8	1.0-4	.	.	2	.	1	.	.	
84	Jaden Crumedy	8-5	6	6	12	1.0-1	
13	Tyler Williams	5-1	4	6	10	.	.	.	3	1	1-0	.	.	.	
54	Fabien Lovett	8-8	3	7	10	0.5-2	0.5-2	
6	Willie Gay Jr.	2-0	2	5	7	1.0-2	.	1-52	
4	JaVonta Payton	8-0	2	4	6	
90	Lee Autry	3-3	2	4	6	2.5-8	0.5-3	.	.	1	
93	Cameron Young	7-0	2	3	5	1.0-2	
99	James Jackson	8-0	3	2	5	
2J	Jarrian Jones	8-1	4	1	5	.	.	.	2	.	1-0	.	.	.	
16	Korey Charles	4-0	3	1	4	
2A	A. Conner	7-0	4	.	4	
35	Landon Guidry	8-0	1	3	4	
18	Aaron Brule	8-0	1	2	3	1-0	.	.	.	
2P	Nathan Pickering	4-0	2	1	3	2.0-8	1.0-7	
30	Sh'mar Kilby-Lane	6-0	1	2	3	
6B	Paul Blackwell	8-0	2	.	2	1-0	.	.	.	
34	Sherman Timbs	8-0	1	1	2	
TM	TEAM	3-0	2	.	2	1.0-5	1.0-5	2	.	.	
8	Kylin Hill	8-8	2	.	2	
9R	De'Monte Russell	3-0	.	1	1	
48	Scott Goodman	8-0	.	1	1	
63	LaQuinston Sharp	4-0	1	.	1	
51	Stewart Reese	7-7	1	.	1	1	.	.	
79	Evans Wilkerson	8-0	1	.	1	
6S	Garrett Shrader	7-3	1	.	1	
20	Taury Dixon	4-0	1	.	1	
7	Tommy Stevens	5-5	1	.	1	
2	Dedrick Thomas	8-7	1	.	1	
73	Darryl Williams	8-8	1-4	.	.	.	
Total		8	290	230	520	37-122	13-81	6-106	29	19	10-4	11	.	.	
Opponents		8	280	258	538	42-181	22-133	9-122	26	15	9-10	8	.	.	

2019 Mississippi State Football
Mississippi State Team Game-by-Game (as of Oct 26, 2019)
All games

TEAM STATISTICS

Date	Opponent	Rushing				Receiving				Passing				Kick Returns				Punt Returns				tot off
		no.	yds	td	lg	no.	yds	td	lg	cmp	att	int	yds	td	lg	no.	yds	td	lg	no.	yds	
Aug 31	at Louisiana	40	261	3	20	20	236	2	31	20-30-0	236	2	31	3	54	0	22	3	40	0	40	497
Sep 07	SOUTHERN MISS	41	210	3	22	16	176	2	28	16-21-0	176	2	28	0	0	0	0	1	8	0	8	386
Sep 14	KANSAS STATE	44	201	2	22	11	151	1	35	11-27-2	151	1	35	4	71	0	24	1	1	0	0	352
Sep 21	KENTUCKY	40	241	3	49	17	180	0	25	17-22-1	180	0	25	0	0	0	0	0	0	0	0	421
Sep 28	at Auburn	38	118	1	24	13	216	2	47	13-26-0	216	2	47	1	16	0	0	0	0	0	0	334
Oct 12	at Tennessee	37	121	0	14	11	146	1	21	11-21-3	146	1	21	1	9	0	9	0	0	0	0	267
Oct 19	LSU	37	102	1	12	17	238	1	29	17-28-2	238	1	29	1	28	0	28	2	3	0	7	340
Oct 26	at Texas A&M	38	239	1	39	13	194	3	38	13-30-1	194	3	38	5	95	0	23	1	2	0	0	433
Mississippi State		315	1493	14	49	118	1537	12	47	118-205-9	1537	12	47	15	273	0	28	8	54	0	40	3030
		281	1273	17	31	137	1945	14	65	137-222-6	1945	14	65	23	468	1	100	12	130	0	25	3218

Games: 8 • Avg/rush: 4.7 • Avg/catch: 13.0 • Pass effic: 131.08 • KR avg: 18.2 • PR avg: 6.8 • All purpose avg/game: 432.9 • Total offense avg/gm: 378.8

Date	Opponent	Tackles				Sacks no-yds	Fumble		Pass Defense			blkd kick	PAT Attempts			off		pts
		ua	a	total	tfl-yds		ff	fr-yds	int-yds	qbh	brup		kick	rush	rcv	saf	t/o	
Aug 31	at Louisiana	61	2	63	3.0-9	1.0-5	2	3-0	1-0	0	2	0	5-5	0	0	0	7	38
Sep 07	SOUTHERN MISS	23	42	65	5.0-20	2.0-12	1	1-0	2-54	3	1	0	5-5	0	0	0	7	38
Sep 14	KANSAS STATE	22	48	70	5.0-15	1.0-10	2	3-4	0-0	3	3	0	3-3	0	0	0	17	24
Sep 21	KENTUCKY	31	28	59	5.0-19	3.0-16	1	0-0	1-52	5	13	0	4-4	0	0	0	7	28
Sep 28	at Auburn	47	16	63	6.0-18	2.0-11	4	3-0	0-0	1	1	0	2-3	0	0	0	0	23
Oct 12	at Tennessee	34	36	70	5.0-13	1.0-5	0	0-0	2-0	0	0	0	1-1	0	0	0	0	10
Oct 19	LSU	30	38	68	6.0-25	3.0-22	1	0-0	0-0	2	7	0	1-1	0	0	0	0	13
Oct 26	at Texas A&M	42	20	62	2.0-3	0.0-0	0	0-0	0-0	5	2	0	3-3	0	0	0	0	30
Mississippi State		290	230	520	37.0-122	13.0-81	11	10-4	6-106	19	29	0	24-25	0	0	0	38	204
		280	258	538	42.0-181	22.0-133	8	9-10	9-122	15	26	0	30-31	0	1	0	72	248

Date	Opponent	Punting								Field Goals			Kickoffs					
		no.	yds	avg	long	blkd	tb	fc	50+	i20	md-att	long	blkd	no.	yds	avg	tb	ob
Aug 31	at Louisiana	2	80	40.0	42	0	0	0	0	2	1-2	37	0	7	400	57.1	1	0
Sep 07	SOUTHERN MISS	4	199	49.8	59	0	0	2	2	3	1-2	30	0	7	454	64.9	5	0
Sep 14	KANSAS STATE	6	242	40.3	55	0	0	1	1	0	1-1	47	0	5	310	62.0	2	0
Sep 21	KENTUCKY	3	147	49.0	50	0	2	0	1	0	0-0	0	0	5	295	59.0	3	0
Sep 28	at Auburn	6	250	41.7	51	0	0	0	1	2	1-1	27	0	5	273	54.6	2	0
Oct 12	at Tennessee	4	173	43.2	56	0	0	0	1	0	1-2	51	0	3	176	58.7	1	0
Oct 19	LSU	5	214	42.8	70	0	1	1	1	1	0-0	0	0	3	179	59.7	1	0
Oct 26	at Texas A&M	3	134	44.7	50	0	0	1	1	0	1-1	33	0	6	333	55.5	0	0
Mississippi State		33	1439	43.6	70	0	3	5	8	8	6-9	51	0	41	2420	59.0	15	0
		29	1307	45.1	61	0	6	9	10	10	8-11	49	0	47	2938	62.5	31	1

2019 Mississippi State Football
Mississippi State Opponent Game-by-Game (as of Oct 26, 2019)
All games

OPPONENT STATISTICS

Date	Opponent	Rushing				Receiving				Passing				Kick Returns				Punt Returns				tot off		
		no.	yds	td	lg	no.	yds	td	lg	cmp	att	int	yds	td	lg	no.	yds	td	lg	no.	yds		td	lg
Aug 31	at Louisiana	38	163	3	26	24	267	1	32	24	40	1	267	1	32	6	125	0	30	0	0	0	0	430
Sep 07	SOUTHERN MISS	27	110	0	26	18	234	2	65	18	26	2	234	2	65	2	38	0	26	1	2	0	2	344
Sep 14	KANSAS STATE	35	146	2	17	10	123	1	24	10	18	0	123	1	24	3	124	1	100	4	44	0	25	269
Sep 21	KENTUCKY	28	154	1	31	15	232	0	39	15	42	1	232	0	39	2	22	0	19	1	25	0	25	386
Sep 28	at Auburn	45	217	6	30	18	361	2	48	18	24	0	361	2	48	1	21	0	21	3	34	0	18	578
Oct 12	at Tennessee	44	190	1	23	10	167	1	41	10	14	2	167	1	41	1	14	0	14	1	13	0	13	357
Oct 19	LSU	25	86	0	19	25	327	4	60	25	35	0	327	4	60	2	24	0	22	1	2	0	2	413
Oct 26	at Texas A&M	39	207	4	25	17	234	3	52	17	23	0	234	3	52	6	100	0	21	1	10	0	10	441
Opponents		281	1273	17	31	137	1945	14	65	137	222	6	1945	14	65	23	468	1	100	12	130	0	25	3218
		315	1493	14	49	118	1537	12	47	118	205	9	1537	12	47	15	273	0	28	8	54	0	40	3030

Games: 8 • Avg/rush: 4.5 • Avg/catch: 14.2 • Pass effic: 150.71 • KR avg: 20.3 • PR avg: 10.8 • All purpose avg/game: 492.2 • Total offense avg/gm: 402.2

Date	Opponent	Tackles				Sacks no-yds	Fumble		Pass Defense			blkd kick	PAT Attempts			off		
		ua	a	total	tfl-yds		ff	fr-yds	int-yds	qbh	brup		kick	rush	rcv	saf	t/o	pts
Aug 31	at Louisiana	51	16	67	2.0-7	2.0-7	1	2-0	0-0	1	1	0	4-4	0	0	0	7	28
Sep 07	SOUTHERN MISS	32	46	78	6.0-24	3.0-20	0	0-0	0-0	2	1	0	1-1	0	1	0	0	15
Sep 14	KANSAS STATE	26	58	84	6.0-19	2.0-13	0	1-9	2-39	3	3	0	4-4	0	0	0	10	31
Sep 21	KENTUCKY	36	28	64	4.0-20	2.0-14	1	1-0	1-39	0	4	0	1-1	0	0	0	7	13
Sep 28	at Auburn	37	14	51	5.0-32	2.0-25	2	2-0	0-0	1	5	0	8-8	0	0	0	14	56
Oct 12	at Tennessee	31	28	59	10.0-40	7.0-33	1	0-0	3-35	0	2	0	2-2	0	0	0	3	20
Oct 19	LSU	35	36	71	5.0-15	2.0-6	1	1-1	2-9	4	4	0	3-4	0	0	0	10	36
Oct 26	at Texas A&M	32	32	64	4.0-24	2.0-15	2	2-0	1-0	4	6	0	7-7	0	0	0	21	49
Opponents		280	258	538	42.0-181	22.0-133	8	9-10	9-122	15	26	0	30-31	0	1	0	72	248
		290	230	520	37.0-122	13.0-81	11	10-4	6-106	19	29	0	24-25	0	0	0	38	204

Date	Opponent	Punting							Field Goals			Kickoffs						
		no.	yds	avg	long	blkd	tb	fc	50+	i20	md-att	long	blkd	no.	yds	avg	tb	ob
Aug 31	at Louisiana	3	133	44.3	46	0	0	0	0	1	0-0	0	0	5	262	52.4	1	1
Sep 07	SOUTHERN MISS	5	170	34.0	43	0	0	1	0	0	0-1	0	0	3	195	65.0	3	0
Sep 14	KANSAS STATE	5	253	50.6	61	0	2	2	3	1	1-1	35	0	6	357	59.5	2	0
Sep 21	KENTUCKY	3	154	51.3	56	0	2	1	2	1	2-4	40	0	4	260	65.0	4	0
Sep 28	at Auburn	1	43	43.0	43	0	0	1	0	0	0-0	0	0	9	583	64.8	8	0
Oct 12	at Tennessee	4	185	46.2	57	0	1	2	2	2	2-2	49	0	4	260	65.0	3	0
Oct 19	LSU	5	233	46.6	57	0	1	1	2	2	3-3	25	0	8	518	64.8	7	0
Oct 26	at Texas A&M	3	136	45.3	58	0	0	1	1	3	0-0	0	0	8	503	62.9	3	0
Opponents		29	1307	45.1	61	0	6	9	10	10	8-11	49	0	47	2938	62.5	31	1
		33	1439	43.6	70	0	3	5	8	8	6-9	51	0	41	2420	59.0	15	0

2019 Mississippi State Football
Mississippi State Red-Zone Results (as of Oct 26, 2019)
All games

Mississippi State Inside Opponent Red-Zone

Date	Opponent	Score	Times In RZ	Times Scored	Total Pts	Rush TDs	Pass TDs	FGs Made	Failed to score inside RZ						
									FGA	Down	Int	Fumb	Half	Game	
Aug 31, 2019	at Louisiana	W 38-28	6	5	31	4	3	1	1	1	0	0	0	0	0
Sep 07, 2019	SOUTHERN MISS	W 38-15	4	4	24	3	2	1	1	0	0	0	0	0	0
Sep 14, 2019	KANSAS STATE	L 24-31	2	2	14	2	2	0	0	0	0	0	0	0	0
Sep 21, 2019	KENTUCKY	W 28-13	4	3	21	3	3	0	0	0	0	0	1	0	0
Sep 28, 2019	at Auburn	L 23-56	4	3	16	2	1	1	1	0	0	0	1	0	0
Oct 12, 2019	at Tennessee	L 10-20	2	1	7	1	0	1	0	1	0	0	0	0	0
Oct 19, 2019	LSU	L 13-36	1	1	7	1	1	0	0	0	0	0	0	0	0
Oct 26, 2019	at Texas A&M	L 30-49	4	4	23	3	1	2	1	0	0	0	0	0	0
Totals			27	23	143	19	13	6	4	2	0	0	2	0	0
23 of 27 (85.2%)															

Opponents Inside Mississippi State Red-Zone

Date	Opponent	Score	Times In RZ	Times Scored	Total Pts	Rush TDs	Pass TDs	FGs Made	Failed to score inside RZ						
									FGA	Down	Int	Fumb	Half	Game	
Aug 31, 2019	at Louisiana	W 38-28	5	4	28	4	3	1	0	0	0	0	1	0	0
Sep 07, 2019	SOUTHERN MISS	W 38-15	1	0	0	0	0	0	0	1	0	0	0	0	0
Sep 14, 2019	KANSAS STATE	L 24-31	5	4	24	3	2	1	1	0	1	0	0	0	0
Sep 21, 2019	KENTUCKY	W 28-13	4	2	10	1	1	0	1	2	0	0	0	0	0
Sep 28, 2019	at Auburn	L 23-56	5	5	35	5	5	0	0	0	0	0	0	0	0
Oct 12, 2019	at Tennessee	L 10-20	4	2	10	1	1	0	1	0	0	2	0	0	0
Oct 19, 2019	LSU	L 13-36	5	5	23	2	0	2	3	0	0	0	0	0	0
Oct 26, 2019	at Texas A&M	L 30-49	6	6	42	6	4	2	0	0	0	0	0	0	0
Totals			35	28	172	22	16	6	6	3	1	2	1	0	0
28 of 35 (80.0%)															

2019 Mississippi State Football
Mississippi State By-Quarter Statistics (as of Oct 26, 2019)
All games

3rd-Down Conversions

Date	Opponent	Score	Overall	1st Qtr	2nd Qtr	3rd Qtr	4th Qtr	Overtime
Aug 31, 2019	at Louisiana	W 38-28	4-9 44.4	1-2 50.0	2-3 66.7	1-2 50.0	0-2 0.0	
Sep 07, 2019	SOUTHERN MISS	W 38-15	3-9 33.3	1-1 100.0	0-2 0.0	1-2 50.0	1-4 25.0	
Sep 14, 2019	KANSAS STATE	L 24-31	4-14 28.6	0-2 0.0	2-4 50.0	2-4 50.0	0-4 0.0	
Sep 21, 2019	KENTUCKY	W 28-13	6-10 60.0	2-3 66.7	1-1 100.0	2-4 50.0	1-2 50.0	
Sep 28, 2019	at Auburn	L 23-56	3-12 25.0	1-4 25.0	1-3 33.3	0-2 0.0	1-3 33.3	
Oct 12, 2019	at Tennessee	L 10-20	5-12 41.7	1-3 33.3	2-3 66.7	1-3 33.3	1-3 33.3	
Oct 19, 2019	LSU	L 13-36	3-12 25.0	2-4 50.0	1-2 50.0	0-3 0.0	0-3 0.0	
Oct 26, 2019	at Texas A&M	L 30-49	4-11 36.4	0-3 0.0	0-3 0.0	3-3 100.0	1-2 50.0	
	Mississippi State		32-89 36.0	8-22 36.4	9-21 42.9	10-23 43.5	5-23 21.7	0-0 0.0
	Opponents		34-88 38.6	11-23 47.8	10-24 41.7	5-16 31.2	8-25 32.0	0-0 0.0

4th-Down Conversions

Date	Opponent	Score	Overall	1st Qtr	2nd Qtr	3rd Qtr	4th Qtr	Overtime
Aug 31, 2019	at Louisiana	W 38-28	0-1 0.0	0-1 0.0	0-0 0.0	0-0 0.0	0-0 0.0	
Sep 07, 2019	SOUTHERN MISS	W 38-15	0-0 0.0	0-0 0.0	0-0 0.0	0-0 0.0	0-0 0.0	
Sep 14, 2019	KANSAS STATE	L 24-31	0-1 0.0	0-0 0.0	0-0 0.0	0-0 0.0	0-1 0.0	
Sep 21, 2019	KENTUCKY	W 28-13	0-0 0.0	0-0 0.0	0-0 0.0	0-0 0.0	0-0 0.0	
Sep 28, 2019	at Auburn	L 23-56	1-2 50.0	1-1 100.0	0-0 0.0	0-0 0.0	0-1 0.0	
Oct 12, 2019	at Tennessee	L 10-20	1-1 100.0	0-0 0.0	0-0 0.0	0-0 0.0	1-1 100.0	
Oct 19, 2019	LSU	L 13-36	0-2 0.0	0-1 0.0	0-0 0.0	0-0 0.0	0-1 0.0	
Oct 26, 2019	at Texas A&M	L 30-49	2-2 100.0	0-0 0.0	1-1 100.0	0-0 0.0	1-1 100.0	
	Mississippi State		4-9 44.4	1-3 33.3	1-1 100.0	0-0 0.0	2-5 40.0	0-0 0.0
	Opponents		3-8 37.5	0-2 0.0	0-1 0.0	1-1 100.0	2-4 50.0	0-0 0.0

Time of Possession

Date	Opponent	Score	Overall	1st Qtr	2nd Qtr	3rd Qtr	4th Qtr	Overtime
Aug 31, 2019	at Louisiana	W 38-28	30:37	10:04	7:58	7:59	4:36	
Sep 07, 2019	SOUTHERN MISS	W 38-15	33:46	6:59	5:22	10:47	10:38	
Sep 14, 2019	KANSAS STATE	L 24-31	33:05	5:56	9:25	11:24	6:20	
Sep 21, 2019	KENTUCKY	W 28-13	33:06	5:52	9:44	10:42	6:48	
Sep 28, 2019	at Auburn	L 23-56	32:35	10:25	7:40	7:25	7:05	
Oct 12, 2019	at Tennessee	L 10-20	26:58	7:27	8:28	5:07	5:56	
Oct 19, 2019	LSU	L 13-36	34:21	9:41	8:03	7:47	8:50	
Oct 26, 2019	at Texas A&M	L 30-49	28:12	5:53	8:33	6:49	6:57	
	Mississippi State	Total	252:40	62:17	65:13	68:00	57:10	0:00
		Avg.	31:35	7:47	8:09	8:30	7:08	0:00
	Opponents	Total	227:13	57:43	54:47	52:00	62:43	0:00
		Avg.	28:24	7:12	6:50	6:30	7:50	0:00

2019 Mississippi State Football
Mississippi State Games Played (as of Oct 26, 2019)
All games

##	PLAYER	GP-GS	LA	USM	KS	UK	AU	UT	LSU	TAMU
7M	Marcus Murphy	2/-	XXX	...	XXX
17	Aaron Odom	1/-	XXX
56	Dareuan Parker	6/6	START	START	START	START	START	START
4	JaVonta Payton	8/-	XXX	XXX	XXX	XXX	XXX	XXX	XXX	XXX
38	Fred Peters	8/-	XXX	XXX	XXX	XXX	XXX	XXX	XXX	XXX
78	Tyre Phillips	8/8	START	START	START	START	START	START	START	START
2P	N. Pickering	4/-	...	XXX	XXX	...	XXX	XXX
23	J.P. Purvis	4/-	...	XXX	XXX	XXX	XXX
51	Stewart Reese	7/7	START	START	START	START	START	START	START	...
5	Chauncey Rivers	8/8	START	START	START	START	START	START	START	START
3R	Robert Rivers	1/-	...	XXX
9R	D. Russell	3/-	...	XXX	XXX	XXX
27	K. Schexnayder	8/-	XXX	XXX	XXX	XXX	XXX	XXX	XXX	XXX
63	L. Sharp	4/-	XXX	XXX	XXX	XXX
6S	Garrett Shrader	7/3	...	XXX	XXX	START	XXX	XXX	START	START
8S	M. Smitherman	6/6	START	START	START	START	START	START
42	M. Spencer	8/8	START	START	START	START	START	START	START	START
1S	G. Spivey	8/1	XXX	XXX	XXX	START	XXX	XXX	XXX	XXX
7	Tommy Stevens	5/5	START	START	START	...	START	START
75	Michael Story	7/1	...	XXX	XXX	XXX	XXX	XXX	XXX	START
2	Dedrick Thomas	8/7	START	START	START	XXX	START	START	START	START
40	Erroll Thompson	8/8	START	START	START	START	START	START	START	START
34	Sherman Timbs	8/-	XXX	XXX	XXX	XXX	XXX	XXX	XXX	XXX
88	Powers Warren	1/-	...	XXX
50	Tim Washington	7/-	XXX	XXX	XXX	XXX	XXX	...	XXX	XXX
14	N. Watson	4/-	XXX	XXX	...	XXX	XXX
79	Evans Wilkerson	8/-	XXX	XXX	XXX	XXX	XXX	XXX	XXX	XXX
85	Austin Williams	8/-	XXX	XXX	XXX	XXX	XXX	XXX	XXX	XXX
73	Darryl Williams	8/8	START	START	START	START	START	START	START	START
13	Tyler Williams	5/1	XXX	XXX	START	XXX	XXX
22	L. Witherspoon	6/-	...	XXX	XXX	XXX	XXX	...	XXX	XXX
93	Cameron Young	7/-	...	XXX	XXX	XXX	XXX	XXX	XXX	XXX
12	Isaiah Zuber	8/2	XXX	XXX	XXX	START	XXX	START	XXX	XXX

2019 Mississippi State Football
Mississippi State Total Tackles Game-by-Game (as of Oct 26, 2019)
All games

Total Tackles	UA-A	Total	LA	USM	KS	UK	AU	UT	LSU	TAMU
Erroll Thompson	26-29	55	9-1	1-3	1-8	4-3	1-0	5-8	3-4	2-2
C.J. Morgan	29-24	53	7-0	2-4	3-3	3-6	4-4	5-4	2-3	3-0
J. Landrews	32-21	53	8-0	4-3	4-5	4-3	1-1	2-2	3-5	6-2
Leo Lewis	20-28	48	6-0	0-5	1-11	2-1	7-1	2-1	2-5	0-4
Brian Cole II	32-14	46	3-0	5-2	4-2	2-3	4-0	3-2	5-2	6-3
Chauncey Rivers	18-9	27	4-0	1-1	1-3	2-1	2-0	2-3	1-1	5-0
Cam Dantzler	17-6	23	7-0	1-0	DNP	4-1	1-0	1-1	3-4	DNP
M. Spencer	14-8	22	3-0	3-1	0-1	1-1	1-2	0-1	0-2	6-0
Martin Emerson	9-10	19	1-0	-	1-1	1-1	4-2	0-1	1-4	1-1
Kobe Jones	7-10	17	1-1	0-2	0-1	0-3	3-0	1-2	1-1	1-0
M. Smitherman	10-4	14	1-0	1-2	1-1	1-0	2-0	4-1	DNP	DNP
S. Preston Jr.	9-4	13	DNP	DNP	DNP	DNP	3-0	-	2-3	4-1
Fletcher Adams	7-6	13	-	2-2	-	1-1	1-0	1-0	1-2	1-1
Tim Washington	6-7	13	-	-	1-5	1-1	4-0	DNP	-	0-1
Jaden Crumedy	6-6	12	3-0	0-1	0-2	-	3-0	0-1	0-1	0-1
Tyler Williams	4-6	10	-	1-2	0-3	2-1	DNP	DNP	DNP	1-0
Fabien Lovett	3-7	10	1-0	0-2	-	0-1	0-1	1-3	-	1-0
Willie Gay Jr.	2-5	7	DNP	DNP	DNP	1-1	DNP	1-4	DNP	DNP
Lee Autry	2-4	6	DNP	0-2	DNP	1-0	DNP	1-2	DNP	DNP
JaVonta Payton	2-4	6	1-0	0-1	0-1	-	0-1	-	1-0	0-1
Jarrian Jones	4-1	5	1-0	0-1	-	-	2-0	-	1-0	-
Cameron Young	2-3	5	DNP	1-1	0-1	-	0-1	-	-	1-0
James Jackson	3-2	5	1-0	-	-	-	1-1	1-0	0-1	-
Landon Guidry	1-3	4	-	0-2	-	-	0-1	-	-	1-0
A. Conner	4-0	4	1-0	-	2-0	-	DNP	-	1-0	-
Korey Charles	3-1	4	1-0	1-0	DNP	DNP	DNP	DNP	-	1-1
Aaron Brule	1-2	3	-	0-1	-	-	0-1	1-0	-	-
N. Pickering	2-1	3	DNP	-	DNP	DNP	1-0	DNP	1-0	0-1
S. Kilby-Lane	1-2	3	-	0-2	-	DNP	-	-	DNP	1-0
Sherman Timbs	1-1	2	-	-	-	-	-	1-0	-	0-1
Paul Blackwell	2-0	2	-	-	-	-	1-0	-	-	1-0
Kylin Hill	2-0	2	-	-	1-0	1-0	-	-	-	-
TEAM	2-0	2	1-0	-	-	-	1-0	-	-	-
Taury Dixon	1-0	1	1-0	-	-	DNP	DNP	DNP	-	DNP
Dedrick Thomas	1-0	1	-	-	-	-	-	-	1-0	-
D. Russell	0-1	1	DNP	0-1	-	DNP	DNP	-	DNP	DNP
Garrett Shrader	1-0	1	DNP	-	-	-	-	-	1-0	-
Tommy Stevens	1-0	1	-	-	-	DNP	-	1-0	DNP	DNP
Evans Wilkerson	1-0	1	-	-	-	-	-	1-0	-	-
Stewart Reese	1-0	1	-	-	1-0	-	-	-	-	DNP
Scott Goodman	0-1	1	-	0-1	-	-	-	-	-	-
L. Sharp	1-0	1	-	-	1-0	DNP	DNP	DNP	DNP	-

2019 Mississippi State Football
Mississippi State Passing Game-by-Game (as of Oct 26, 2019)
All games

#6S Garrett Shrader	Comp	Att	Int	Pct	Yards	TD	Long	Sacked	Effic
Southern Miss	7	11	0	63.6	71	0	17	1-7	117.85
Kansas State	4	12	0	33.3	51	0	26	0-0	69.03
Kentucky	17	22	1	77.3	180	0	25	2-14	136.91
Auburn	12	23	0	52.2	209	2	47	1-9	157.20
Tennessee	5	10	1	50.0	79	1	21	4-21	129.36
LSU	17	28	2	60.7	238	1	29	2-6	129.61
Texas A&M	13	30	1	43.3	194	3	38	2-15	123.99
TOTALS	75	136	5	55.1	1022	7	47	12-72	127.90

#7 Tommy Stevens	Comp	Att	Int	Pct	Yards	TD	Long	Sacked	Effic
Louisiana	20	30	0	66.7	236	2	31	2-7	154.75
Southern Miss	9	10	0	90.0	105	2	28	2-13	244.20
Kansas State	7	15	2	46.7	100	1	35	2-13	98.00
Auburn	1	3	0	33.3	7	0	7	1-16	52.93
Tennessee	6	11	2	54.5	67	0	19	3-12	69.35
TOTALS	43	69	4	62.3	515	5	35	10-61	137.33

2019 Mississippi State Football
Mississippi State Rushing/Receiving Game-by-Game (as of Oct 26, 2019)
All games

RUSHING	No-Yds/TD	LA	USM	KS	UK	AU	UT	LSU	TAMU
Kylin Hill	155-793/6	27-197/1	14-123/1	24-111/0	26-120/3	17-45/0	11-13/0	15-34/0	21-150/1
Garrett Shrader	92-504/3	DNP	9-16/0	10-82/1	11-125/0	16-89/1	13-62/0	19-66/1	14-64/0
Nick Gibson	15-84/2	2-27/1	5-31/1	DNP	DNP	1--1/0	2-5/0	2--3/0	3-25/0
Tommy Stevens	34-52/2	11-37/1	6-0/0	7-5/1	DNP	1--16/0	9-26/0	DNP	DNP
L. Witherspoon	12-47/1	DNP	7-40/1	3-4/0	-	2-3/0	DNP	-	-
JaVonta Payton	1-11/0	-	-	-	-	-	1-11/0	-	-
Dedrick Thomas	1-5/0	-	-	-	-	-	-	1-5/0	-
Isaiah Zuber	1-4/0	-	-	-	-	-	1-4/0	-	-
Malik Dear	1-0/0	-	-	-	1-0/0	-	-	-	-
TEAM	3--6/0	-	DNP	DNP	2--4/0	1--2/0	DNP	DNP	DNP

RECEIVING	No-Yds/TD	LA	USM	KS	UK	AU	UT	LSU	TAMU
Osirus Mitchell	25-344/4	6-88/1	2-46/1	5-74/1	4-36/0	2-33/1	5-58/0	-	1-9/0
Stephen Guidry	18-270/4	4-36/0	3-32/1	-	DNP	1-9/1	2-36/0	6-98/1	2-59/1
Dedrick Thomas	18-248/1	2-19/0	1-12/0	2-32/0	2-46/0	2-22/0	3-43/1	3-31/0	3-43/0
Isaiah Zuber	13-184/2	1-14/0	2-23/0	-	3-16/0	1-20/0	-	3-53/0	3-58/2
Farrod Green	12-148/0	1-3/0	-	1-13/0	3-20/0	3-69/0	1-9/0	1-11/0	2-23/0
Austin Williams	6-86/1	3-43/1	1-13/0	-	1-20/0	-	-	-	1-10/0
Kylin Hill	9-67/0	1-10/0	2-19/0	2-20/0	-	2-21/0	-	1-5/0	1--8/0
JaVonta Payton	5-63/0	1-9/0	1-10/0	-	2-14/0	1-30/0	-	-	-
Dontea Jones	4-35/0	1-14/0	2-9/0	1-12/0	-	-	DNP	-	-
Malik Dear	2-28/0	-	-	-	2-28/0	-	-	-	-
Nick Gibson	1-24/0	-	-	DNP	DNP	-	-	1-24/0	-
L. Witherspoon	2-16/0	DNP	-	-	-	-	DNP	2-16/0	-
G. Spivey	1-12/0	-	-	-	-	1-12/0	-	-	-
Cameron Gardner	1-7/0	-	1-7/0	-	-	-	-	-	-
Robert Rivers	1-5/0	DNP	1-5/0	DNP	DNP	DNP	DNP	DNP	DNP

2019 Mississippi State Football
Mississippi State Return Stats Game-by-Game (as of Oct 26, 2019)
All games

PUNT RETURNS	No-Yds	LA	USM	KS	UK	AU	UT	LSU	TAMU
Malik Dear	6-52	2-40	1-8	1-1	-	-	-	2-3	-
Isaiah Zuber	1-2	-	-	-	-	-	-	-	1-2
Taury Dixon	1-0	1-0	-	-	DNP	DNP	DNP	-	DNP

KICK RETURNS	No-Yds	LA	USM	KS	UK	AU	UT	LSU	TAMU
Isaiah Zuber	7-144	2-36	-	-	-	-	-	1-28	4-80
JaVonta Payton	3-56	-	-	2-40	-	1-16	-	-	-
Brian Cole II	3-44	1-18	-	1-17	-	-	1-9	-	-
L. Witherspoon	1-15	DNP	-	-	-	-	DNP	-	1-15
Dedrick Thomas	1-14	-	-	1-14	-	-	-	-	-

INT. RETURNS	No-Yds	LA	USM	KS	UK	AU	UT	LSU	TAMU
Cam Dantzler	2-0	1-0	-	DNP	-	-	1-0	-	DNP
Brian Cole II	1-0	-	-	-	-	-	1-0	-	-
Willie Gay Jr.	1-52	DNP	DNP	DNP	1-52	DNP	-	DNP	DNP
C.J. Morgan	1-9	-	1-9	-	-	-	-	-	-
Martin Emerson	1-45	-	1-45	-	-	-	-	-	-

FUMBLE RETURNS	No-Yds	LA	USM	KS	UK	AU	UT	LSU	TAMU
Darryl Williams	1-4	-	-	1-4	-	-	-	-	-

2019 Mississippi State Football
Mississippi State Sacks Game-by-Game (as of Oct 26, 2019)
All games

SACKS	UA-A	Total	LA	USM	KS	UK	AU	UT	LSU	TAMU
Chauncey Rivers	2-1	2.5	-	-	-	1.0-5	-	-	1.5-12	-
Brian Cole II	2-0	2.0	-	1.0-7	1.0-10	-	-	-	-	-
TEAM	1-0	1.0	1.0-5	-	-	-	-	-	-	-
Kobe Jones	1-0	1.0	-	-	-	-	1.0-4	-	-	-
Tim Washington	1-0	1.0	-	-	-	1.0-7	-	DNP	-	-
Fletcher Adams	1-0	1.0	-	-	-	1.0-4	-	-	-	-
Leo Lewis	1-0	1.0	-	-	-	-	-	-	1.0-6	-
M. Spencer	1-0	1.0	-	1.0-5	-	-	-	-	-	-
N. Pickering	1-0	1.0	DNP	-	DNP	DNP	1.0-7	DNP	-	-
Fabien Lovett	0-1	0.5	-	-	-	-	-	0.5-2	-	-
Lee Autry	0-1	0.5	DNP	-	DNP	-	DNP	0.5-3	DNP	DNP
Cam Dantzler	0-1	0.5	-	-	DNP	-	-	-	0.5-4	DNP

2019 Mississippi State Football
Mississippi State Tackle For Loss Game-by-Game (as of Oct 26, 2019)
All games

TACKLES FOR LOSS	UA-A	Total	LA	USM	KS	UK	AU	UT	LSU	TAMU
Brian Cole II	6-2	7.0	1.0-3	2.5-10	2.0-12	-	-	1.0-2	0.5-0	-
Chauncey Rivers	3-3	4.5	1.0-1	-	0.5-1	1.0-5	-	0.5-2	1.5-12	-
Leo Lewis	2-3	3.5	-	0.5-0	0.5-0	-	1.0-1	-	1.5-7	-
M. Spencer	2-1	2.5	-	1.0-5	0.5-1	-	-	-	-	1.0-1
Kobe Jones	2-1	2.5	-	-	-	-	1.0-4	1.0-1	0.5-0	-
Lee Autry	1-3	2.5	DNP	0.5-3	DNP	1.0-1	DNP	1.0-4	DNP	DNP
N. Pickering	2-0	2.0	DNP	-	DNP	DNP	1.0-7	DNP	1.0-1	-
Fletcher Adams	2-0	2.0	-	-	-	1.0-4	1.0-4	-	-	-
Tim Washington	1-2	2.0	-	-	1.0-1	1.0-7	-	DNP	-	-
Erroll Thompson	0-3	1.5	-	-	-	-	-	1.0-2	0.5-1	-
Jaden Crumedy	1-0	1.0	-	-	-	-	1.0-1	-	-	-
TEAM	1-0	1.0	1.0-5	-	-	-	-	-	-	-
Cameron Young	1-0	1.0	DNP	-	-	-	-	-	-	1.0-2
Willie Gay Jr.	1-0	1.0	DNP	DNP	DNP	1.0-2	DNP	-	DNP	DNP
Martin Emerson	1-0	1.0	-	-	-	-	1.0-1	-	-	-
C.J. Morgan	0-1	0.5	-	0.5-2	-	-	-	-	-	-
Cam Dantzler	0-1	0.5	-	-	DNP	-	-	-	0.5-4	DNP
Fabien Lovett	0-1	0.5	-	-	-	-	-	0.5-2	-	-
J. Landrews	0-1	0.5	-	-	0.5-0	-	-	-	-	-

2019 Mississippi State Football
Mississippi State Fumbles Game-by-Game (as of Oct 26, 2019)
All games

FUMBLES	No-Lost	LA	USM	KS	UK	AU	UT	LSU	TAMU
Garrett Shrader	4-2	DNP	-	-	1-1	2-1	1-0	-	-
Nick Gibson	2-2	-	-	DNP	DNP	-	-	1-1	1-1
Tommy Stevens	2-2	1-1	-	1-1	DNP	-	-	DNP	DNP
Malik Dear	1-0	-	-	1-0	-	-	-	-	-
Taury Dixon	1-1	1-1	-	-	DNP	DNP	DNP	-	DNP
Stephen Guidry	1-1	-	-	-	DNP	-	-	-	1-1
Isaiah Zuber	1-0	-	-	-	-	-	-	-	1-0
JaVonta Payton	1-1	-	-	-	-	1-1	-	-	-

FUMBLES FORCED	Number	LA	USM	KS	UK	AU	UT	LSU	TAMU
TEAM	2	1	DNP	DNP	-	1	DNP	DNP	DNP
M. Spencer	2	1	1	-	-	-	-	-	-
Tim Washington	2	-	-	-	-	2	DNP	-	-
Fletcher Adams	1	-	-	-	1	-	-	-	-
Cam Dantzler	1	-	-	DNP	-	-	-	1	DNP
Stewart Reese	1	-	-	1	-	-	-	-	DNP
Brian Cole II	1	-	-	1	-	-	-	-	-
Leo Lewis	1	-	-	-	-	1	-	-	-

FUMBLES RECOVERED	Number	LA	USM	KS	UK	AU	UT	LSU	TAMU
Leo Lewis	2	-	-	-	-	2	-	-	-
Erroll Thompson	1	1	-	-	-	-	-	-	-
Tyler Williams	1	-	1	-	-	DNP	DNP	DNP	-
Paul Blackwell	1	-	-	1	-	-	-	-	-
Aaron Brule	1	-	-	-	-	1	-	-	-
Jarrian Jones	1	-	-	1	-	-	-	-	-
Cam Dantzler	1	1	-	DNP	-	-	-	-	DNP
Brian Cole II	1	1	-	-	-	-	-	-	-
Darryl Williams	1	-	-	1	-	-	-	-	-

MSU SCORING DRIVES

MISSISSIPPI STATE: GAME 1 AT LOUISIANA

Quarter	Game Drive	Plays, Yards	TOP	Result
Q1, 15:00	Drive #1	6 plays, 74 yds.	TOP: 2:33	Result: TD
Q2, 11:14	Drive #10	5 plays, 42 yds.	TOP: 1:56	Result: TD
Q2, 4:25	Drive #12	11 plays, 82 yds.	TOP: 3:54	Result: TD
Q3, 11:13	Drive #16	9 plays, 65 yds.	TOP: 4:06	Result: TD
Q4, 13:14	Drive #20	1 plays, 12 yds.	TOP: 0:07	Result: TD
Q4, 2:45	Drive #24	6 plays, 23 yds.	TOP: 1:43	Result: FG

MISSISSIPPI STATE: GAME 2 VS. SOUTHERN MISS

Quarter	Game Drive	Plays, Yards	TOP	Result
Q1, 11:45	Drive #2	5 plays, 61 yds.	TOP: 2:09	Result: TD
Q1, 4:50	Drive #4	9 plays, 80 yds.	TOP: 4:55	Result: TD
Q2, 2:37	Drive #10	6 plays, 52 yds.	TOP: 1:55	Result: TD
Q3, 11:02	Drive #14	9 plays, 58 yds.	TOP: 4:25	Result: TD
Q3, 4:42	Drive #16	10 plays, 63 yds.	TOP: 5:30	Result: FG
Q4, 3:07	Drive #22	2 plays, 22 yds.	TOP: 0:47	Result: TD

MISSISSIPPI STATE: GAME 3 VS. KANSAS STATE

Quarter	Game Drive	Plays, Yards	TOP	Result
Q2, 10:44	Drive #8	10 plays, 51 yds.	TOP: 5:05	Result: TD
Q2, 0:40	Drive #12	4 plays, 66 yds.	TOP: 0:31	Result: TD
Q3, 11:37	Drive #16	12 plays, 79 yds.	TOP: 6:50	Result: TD
Q3, 1:58	Drive #19	6 plays, 26 yds.	TOP: 2:08	Result: FG

MISSISSIPPI STATE: GAME 4 VS. KENTUCKY

Quarter	Game Drive	Plays, Yards	TOP	Result
Q1, 2:49	Drive #5	10 plays, 75 yds.	TOP: 4:25	Result: TD
Q2, 10:36	Drive #7	10 plays, 80 yds.	TOP: 5:51	Result: TD
Q4, 4:39	Drive #18	6 plays, 75 yds.	TOP: 3:00	Result: TD

MISSISSIPPI STATE: GAME 5 AT AUBURN

Quarter	Game Drive	Plays, Yards	TOP	Result
Q1, 8:59	Drive #6	12 plays, 75 yds.	TOP: 6:39	Result: TD
Q2, 13:18	Drive #8	11 plays, 66 yds.	TOP: 5:23	Result: FG
Q3, 5:29	Drive #20	6 plays, 65 yds.	TOP: 3:16	Result: TD
Q4, 4:03	Drive #26	8 plays, 78 yds.	TOP: 3:13	Result: TD

MSU SCORING DRIVES

MISSISSIPPI STATE: GAME 6 AT TENNESSEE

Quarter	Game Drive	Plays, Yards	TOP	Result
Q2, 14:48	Drive #7	13 plays, 59 yds.	TOP: 7:08	Result: FG
Q4, 12:04	Drive #18	8 plays, 90 yds.	TOP: 3:37	Result: TD

MISSISSIPPI STATE: GAME 7 VS. LSU

Quarter	Game Drive	Plays, Yards	TOP	Result
Q2, 8:33	Drive #7	7 plays, 75 yds.	TOP: 3:09	Result: TD
Q4, 3:41	Drive #25	8 plays, 90 yds.	TOP: 2:42	Result: TD

MISSISSIPPI STATE: GAME 8 AT TEXAS A&M

Quarter	Game Drive	Plays, Yards	TOP	Result
Q1, 0:10	Drive #7	4 plays, 75 yds.	TOP: 1:42	Result: TD
Q2, 5:34	Drive #13	16 plays, 63 yds.	TOP: 4:57	Result: FG
Q3, 13:20	Drive #16	10 plays, 74 yds.	TOP: 5:32	Result: TD
Q3, 1:17	Drive #18	9 plays, 79 yds.	TOP: 3:51	Result: TD
Q4, 5:00	Drive #22	12 plays, 75 yds.	TOP: 4:11	Result: TD

OPPONENT SCORING DRIVES

LOUISIANA: GAME 1 VS. MISSISSIPPI STATE

Quarter	Game Drive	Plays, Yards	TOP	Result
Q1, 4:22	Drive #7	3 plays, 15 yds.	TOP: 1:05	Result: TD
Q2, 9:12	Drive #11	10 plays, 69 yds.	TOP: 4:41	Result: TD
Q4, 12:59	Drive #21	9 plays, 69 yds.	TOP: 3:03	Result: TD
Q4, 7:21	Drive #23	14 plays, 99 yds.	TOP: 4:36	Result: TD

SOUTHERN MISS: GAME 2 AT MISSISSIPPI STATE

Quarter	Game Drive	Plays, Yards	TOP	Result
Q3, 6:37	Drive #15	4 plays, 75 yds.	TOP: 1:55	Result: TD
Q4, 7:04	Drive #19	2 plays, 75 yds.	TOP: 0:33	Result: TD

KANSAS STATE: GAME 3 AT MISSISSIPPI STATE

Quarter	Game Drive	Plays, Yards	TOP	Result
Q1, 6:28	Drive #4	9 plays, 36 yds.	TOP: 4:05	Result: FG
Q1, 1:17	Drive #6	6 plays, 55 yds.	TOP: 2:46	Result: TD
Q2, 3:16	Drive #11	5 plays, 30 yds.	TOP: 2:30	Result: TD
Q4, 8:55	Drive #23	6 plays, 53 yds.	TOP: 3:18	Result: TD

KENTUCKY: GAME 4 AT MISSISSIPPI STATE

Quarter	Game Drive	Plays, Yards	TOP	Result
Q1, 7:11	Drive #4	10 plays, 58 yds.	TOP: 4:22	Result: FG
Q3, 9:10	Drive #13	12 plays, 80 yds.	TOP: 3:40	Result: TD
Q4, 9:11	Drive #17	12 plays, 55 yds.	TOP: 4:32	Result: FG

AUBURN: GAME 5 VS. MISSISSIPPI STATE

Quarter	Game Drive	Plays, Yards	TOP	Result
Q1, 13:04	Drive #2	1 plays, 30 yds.	TOP: 0:09	Result: TD
Q1, 11:05	Drive #4	5 plays, 47 yds.	TOP: 1:19	Result: TD
Q1, 9:41	Drive #5	2 plays, 18 yds.	TOP: 0:42	Result: TD
Q1, 2:10	Drive #7	11 plays, 78 yds.	TOP: 3:52	Result: TD
Q2, 7:55	Drive #9	5 plays, 74 yds.	TOP: 2:22	Result: TD
Q2, 2:44	Drive #13	12 plays, 84 yds.	TOP: 2:32	Result: TD
Q3, 15:00	Drive #15	4 plays, 75 yds.	TOP: 1:32	Result: TD
Q3, 2:13	Drive #21	7 plays, 75 yds.	TOP: 2:57	Result: TD

OPPONENT SCORING DRIVES

TENNESSEE: GAME 6 VS. MISSISSIPPI STATE

Quarter	Game Drive	Plays, Yards	TOP	Result
Q1, 9:27	Drive #4	8 plays, 60 yds.	TOP: 4:31	Result: TD
Q2, 0:59	Drive #10	4 plays, 5 yds.	TOP: 0:59	Result: FG
Q3, 9:58	Drive #13	7 plays, 56 yds.	TOP: 3:46	Result: FG
Q4, 8:19	Drive #19	9 plays, 91 yds.	TOP: 5:44	Result: TD

LSU: GAME 7 AT MISSISSIPPI STATE

Quarter	Game Drive	Plays, Yards	TOP	Result
Q1, 12:09	Drive #2	12 plays, 42 yds.	TOP: 4:17	Result: FG
Q1, 1:02	Drive #4	10 plays, 84 yds.	TOP: 3:35	Result: FG
Q2, 11:37	Drive #6	7 plays, 37 yds.	TOP: 3:04	Result: FG
Q2, 5:17	Drive #8	1 plays, 60 yds.	TOP: 0:10	Result: TD
Q2, 1:53	Drive #10	5 plays, 55 yds.	TOP: 1:03	Result: TD
Q3, 12:03	Drive #14	4 plays, 66 yds.	TOP: 1:27	Result: TD
Q3, 8:28	Drive #16	8 plays, 80 yds.	TOP: 2:52	Result: TD

TEXAS A&M: GAME 8 VS. MISSISSIPPI STATE

Quarter	Game Drive	Plays, Yards	TOP	Result
Q2, 6:28	Drive #12	3 plays, 19 yds.	TOP: 0:54	Result: TD
Q3, 15:00	Drive #15	4 plays, 70 yds.	TOP: 1:40	Result: TD
Q3, 7:48	Drive #17	11 plays, 75 yds.	TOP: 6:31	Result: TD
Q4, 10:06	Drive #21	9 plays, 42 yds.	TOP: 5:06	Result: TD
Q1, 9:11	Drive #4	5 plays, 51 yds.	TOP: 2:21	Result: TD
Q1, 4:18	Drive #6	9 plays, 55 yds.	TOP: 4:08	Result: TD
Q2, 13:28	Drive #8	7 plays, 65 yds.	TOP: 3:08	Result: TD

DRIVE CHARTS

LONG DRIVE SUPERLATIVES

Longest Drive

MSU
 No. of Plays 13 (59 yards, 7:08) at Tennessee (10/12), results in made FG
 By No. of Yards 90 (8p, 3:37) at Tennessee (10/12), results in TD
 By Time of Possession 7:08 (13p, 59 yards) at Tennessee (10/12), results in made FG

Opponents

14 (99 yards, 4:36) by Louisiana (8/31), results in TD
 99 yards (14 p, 4:36) by Louisiana (8/31), results in TD
 5:44 (9 p, 91 yards) by Tennessee (10/12), results in TD

GAME 1 AT LOUISIANA

MISSISSIPPI STATE

Drive Started				Drive Ended			Consumed	
Team	Qtr	Spot	Time	Spot	Time	How Lost	PI-Yds	TOP
MS	1st	M26	15:00	L00	12:27	* TOUCHDOWN	6-74	2:33
MS	1st	L35	12:13	L28	10:11	Fumble	4-7	2:02
MS	1st	M48	07:28	L32	05:16	Downs	6-20	2:12
MS	1st	M15	00:00	M15	04:22	Fumble	0-0	0:00
MS	1st	M15	03:10	L09	13:03	Missed FG	10-76	5:07
MS	2nd	L42	11:14	L00	09:18	* TOUCHDOWN	5-42	1:56
MS	2nd	M18	04:25	L00	00:31	* TOUCHDOWN	11-82	3:54
MS	2nd	M48	00:25	L42	00:00	End of half	4-10	0:25
MS	3rd	M35	11:13	L00	07:07	* TOUCHDOWN	9-65	4:06
MS	3rd	M12	03:53	L43	14:49	Punt	7-45	4:04
MS	4th	L12	13:14	L00	13:07	* TOUCHDOWN	1-12	0:07
MS	4th	M25	09:56	L39	07:21	Punt	6-36	2:35
MS	4th	L42	02:45	L19	01:02	* FIELD GOAL	6-23	1:43
MS	4th	M01	00:00	M01	00:00	End of half	0-0	0:00

LOUISIANA

Drive Started				Drive Ended			Consumed	
Team	Qtr	Spot	Time	Spot	Time	How Lost	PI-Yds	TOP
LA	1st	L22	12:20	L22	12:13	Interception	1-0	0:07
LA	1st	L28	10:11	M48	07:28	Fumble	8-24	2:43
LA	1st	L32	05:16	L39	04:22	Punt	3-7	0:54
LA	1st	M15	04:22	M00	03:17	* TOUCHDOWN	3-15	1:05
LA	2nd	L20	13:03	L42	11:14	Fumble	4-22	1:49
LA	2nd	L31	09:12	M00	04:31	* TOUCHDOWN	10-69	4:41
LA	3rd	L25	15:00	L21	11:13	Punt	6--4	3:47
LA	3rd	L13	06:58	M12	03:53	Fumble	8-75	3:05
LA	4th	L01	14:49	L09	13:14	Punt	3-8	1:35
LA	4th	L31	12:59	M00	09:56	* TOUCHDOWN	9-69	3:03
LA	4th	L01	07:21	M00	02:45	* TOUCHDOWN	14-99	4:36
LA	4th	L35	00:55	M33	00:00	Interception	4-32	0:55

GAME 2 VS. SOUTHERN MISS

MISSISSIPPI STATE

Drive Started				Drive Ended			Consumed	
Team	Qtr	Spot	Time	Spot	Time	How Lost	PI-Yds	TOP
MS	1st	M39	11:45	U00	09:36	* TOUCHDOWN	5-61	2:09
MS	1st	M20	04:50	U00	14:55	* TOUCHDOWN	9-80	4:55
MS	2nd	M42	10:39	M50	08:50	Punt	3-8	1:49
MS	2nd	M50	06:27	M37	04:54	Punt	3--13	1:33
MS	2nd	M48	02:37	U00	00:42	* TOUCHDOWN	6-52	1:55
MS	3rd	M25	15:00	M28	13:20	Punt	3-3	1:40
MS	3rd	M42	11:02	U00	06:37	* TOUCHDOWN	9-58	4:25
MS	3rd	M25	04:42	U12	14:12	* FIELD GOAL	10-63	5:30
MS	4th	M44	12:16	U25	07:04	Missed FG	9-31	5:12
MS	4th	M25	06:31	M34	04:13	Punt	3-9	2:18
MS	4th	U22	03:07	U00	02:20	* TOUCHDOWN	2-22	0:47
MS	4th	M47	01:33	U46	00:00	End of half	2-7	1:33

SOUTHERN MISS

Drive Started				Drive Ended			Consumed	
Team	Qtr	Spot	Time	Spot	Time	How Lost	PI-Yds	TOP
USM	1st	U27	15:00	U45	11:45	Punt	6-18	3:15
USM	1st	U25	09:36	M19	04:50	Missed FG	10-56	4:46
USM	2nd	U25	14:55	M42	10:39	Fumble	8-33	4:16
USM	2nd	U08	08:50	U21	06:27	Punt	5-13	2:23
USM	2nd	U04	04:54	U09	02:37	Punt	3-5	2:17
USM	2nd	U25	00:42	M49	00:00	End of half	3-26	0:42
USM	3rd	U27	13:20	U25	11:02	Punt	3--2	2:18
USM	3rd	U25	06:37	M00	04:42	* TOUCHDOWN	4-75	1:55
USM	4th	U12	14:03	U15	12:16	Punt	4-3	1:47
USM	4th	U25	07:04	M00	06:31	* TOUCHDOWN	2-75	0:33
USM	4th	U15	04:13	U39	03:07	Interception	3-24	1:06
USM	4th	U25	02:20	U43	01:33	Interception	3-18	0:47

DRIVE CHARTS

GAME 3 VS. KANSAS STATE

MISSISSIPPI STATE

Team	Qtr	Drive Started			Drive Ended			Consumed	
		Spot	Time	Obtained	Spot	Time	How Lost	Pl-Yds	TOP
MS	1st	M22	15:00	Kickoff	M39	12:23	Punt	5-17	2:37
MS	1st	M20	08:41	Downs	K44	06:28	Interception	5-36	2:13
MS	1st	M25	02:23	Kickoff	M26	01:17	Punt	3-1	1:06
MS	2nd	M28	13:26	Kickoff	M18	10:44	Punt	3--10	2:42
MS	2nd	M49	10:44	Fumble	K00	05:39	* TOUCHDOWN	9-51	5:05
MS	2nd	M28	04:12	Punt	M39	03:16	Fumble	3-11	0:56
MS	2nd	M34	00:40	Kickoff	K00	00:09	* TOUCHDOWN	4-66	0:31
MS	3rd	M20	12:29	Punt	M21	11:37	Interception	3-1	0:52
MS	3rd	M21	11:37	Fumble	K00	04:47	* TOUCHDOWN	12-79	6:50
MS	3rd	M26	03:42	Punt	M18	01:58	Punt	3--8	1:44
MS	3rd	M45	01:58	Fumble	K29	14:50	* FIELD GOAL	6-26	2:08
MS	4th	M10	14:28	Kickoff	M15	13:24	Punt	3-5	1:04
MS	4th	M08	10:21	Punt	M16	08:55	Punt	3-8	1:26
MS	4th	M25	05:37	Kickoff	K20	02:35	Downs	8-55	3:02
MS	4th	M20	00:30	Punt	M40	00:00	End of half	2-20	0:30

KANSAS STATE

Team	Qtr	Drive Started			Drive Ended			Consumed	
		Spot	Time	Obtained	Spot	Time	How Lost	Pl-Yds	TOP
KS	1st	K32	12:23	Punt	M20	08:41	Downs	7-48	3:42
KS	1st	K47	06:28	Interception	M17	02:23	* FIELD GOAL	9-36	4:05
KS	1st	K45	01:17	Punt	M00	13:31	* TOUCHDOWN	5-55	2:46
KS	2nd	M49	00:00	Punt	M49	10:44	Fumble	0-0	0:00
KS	2nd	K25	05:39	Kickoff	K31	04:12	Punt	3-6	1:27
KS	2nd	M30	03:16	Fumble	M00	00:46	* TOUCHDOWN	5-30	2:30
KS	2nd	K32	00:07	Kickoff	K30	00:00	End of half	1--2	0:07
KS	3rd	K22	14:52	Kickoff	K39	12:29	Punt	5-17	2:23
KS	3rd	M17	00:00	Interception	M17	11:37	Fumble	0-0	0:00
KS	3rd	K25	04:47	Kickoff	K18	03:42	Punt	3--7	1:05
KS	3rd	M44	00:00	Punt	M45	01:58	Fumble	0--1	0:00
KS	4th	M00	14:36	Kickoff	M00	14:36	* TOUCHDOWN	0-0	0:00
KS	4th	K30	13:24	Punt	K50	10:21	Punt	5-20	3:03
KS	4th	K47	08:55	Punt	M00	05:37	* TOUCHDOWN	6-53	3:18
KS	4th	K20	02:35	Downs	K48	00:30	Punt	5-28	2:05

GAME 4 VS. KENTUCKY

MISSISSIPPI STATE

Team	Qtr	Drive Started			Drive Ended			Consumed	
		Spot	Time	Obtained	Spot	Time	How Lost	Pl-Yds	TOP
MS	1st	K00	13:35	Interception	K00	13:35	* TOUCHDOWN	0-0	0:00
MS	1st	M20	10:14	Punt	K48	07:11	Punt	8-32	3:03
MS	1st	M25	02:49	Kickoff	K00	13:24	* TOUCHDOWN	9-75	4:25
MS	2nd	M20	10:36	Punt	K00	04:45	* TOUCHDOWN	10-80	5:51
MS	2nd	M17	03:00	Punt	K32	00:48	Interception	5-51	2:12
MS	2nd	M29	00:05	Missed FG	M27	00:00	End of half	1--2	0:05
MS	3rd	M25	15:00	Kickoff	K20	09:10	Fumble	11-55	5:50
MS	3rd	M25	05:30	Kickoff	K49	00:38	Punt	6-26	4:52
MS	4th	M20	12:15	Missed FG	M41	09:11	Punt	5-21	3:04
MS	4th	M25	04:39	Kickoff	K00	01:39	* TOUCHDOWN	6-75	3:00
MS	4th	K46	00:44	Downs	K48	00:00	End of half	1--2	0:44

KENTUCKY

Team	Qtr	Drive Started			Drive Ended			Consumed	
		Spot	Time	Obtained	Spot	Time	How Lost	Pl-Yds	TOP
UK	1st	K25	15:00	Kickoff	K48	13:35	Interception	4-23	1:25
UK	1st	K25	13:35	Kickoff	K47	10:14	Punt	6-22	3:21
UK	1st	K20	07:11	Punt	M22	02:49	* FIELD GOAL	10-58	4:22
UK	2nd	K23	13:18	Kickoff	K44	10:36	Punt	5-21	2:42
UK	2nd	K25	04:45	Kickoff	K38	03:00	Punt	4-13	1:45
UK	2nd	M49	00:48	Interception	M29	00:05	Missed FG	6-20	0:43
UK	3rd	K20	09:10	Fumble	M00	05:30	* TOUCHDOWN	11-80	3:40
UK	3rd	K20	00:38	Punt	M08	12:15	Missed FG	9-72	3:23
UK	4th	K34	09:11	Punt	M11	04:39	* FIELD GOAL	11-55	4:32
UK	4th	K34	01:34	Kickoff	K46	00:44	Downs	8-12	0:50

GAME 5 AT AUBURN

MISSISSIPPI STATE

Team	Qtr	Drive Started			Drive Ended			Consumed	
		Spot	Time	Obtained	Spot	Time	How Lost	Pl-Yds	TOP
MS	1st	M25	15:00	Kickoff	M06	13:04	Punt	3--19	1:56
MS	1st	M25	12:55	Kickoff	M22	11:05	Punt	3--3	1:50
MS	1st	M02	09:46	Kickoff	M18	09:41	Fumble	0-16	0:05
MS	1st	M25	08:59	Kickoff	A00	02:20	* TOUCHDOWN	12-75	6:39
MS	2nd	M25	13:18	Kickoff	A09	07:55	* FIELD GOAL	11-66	5:23
MS	2nd	M25	05:33	Kickoff	M28	04:31	Punt	3-3	1:02
MS	2nd	A48	03:47	Fumble	A16	02:44	Fumble	2-32	1:03
MS	2nd	M25	00:12	Kickoff	M23	00:00	End of half	1--2	0:12
MS	3rd	M25	13:28	Kickoff	M39	11:01	Punt	4-14	2:27
MS	3rd	M35	09:10	Fumble	M36	07:28	Punt	3-1	1:42
MS	3rd	M35	05:29	Punt	A00	02:13	* TOUCHDOWN	6-65	3:16
MS	4th	M25	14:16	Kickoff	M27	12:47	Punt	3-2	1:29
MS	4th	M48	11:09	Fumble	A20	08:46	Downs	6-32	2:23
MS	4th	M22	04:03	Downs	A00	00:50	* TOUCHDOWN	8-78	3:13

AUBURN

Team	Qtr	Drive Started			Drive Ended			Consumed	
		Spot	Time	Obtained	Spot	Time	How Lost	Pl-Yds	TOP
AU	1st	M30	13:04	Punt	M00	12:55	* TOUCHDOWN	1-30	0:09
AU	1st	M47	11:05	Punt	M00	09:41	* TOUCHDOWN	5-47	1:24
AU	1st	M18	09:41	Fumble	M00	08:59	* TOUCHDOWN	2-18	0:42
AU	1st	A22	02:10	Kickoff	M00	13:18	* TOUCHDOWN	11-78	3:52
AU	2nd	A26	07:55	Kickoff	M00	05:33	* TOUCHDOWN	5-74	2:22
AU	2nd	A34	04:31	Punt	A48	03:47	Fumble	2-14	0:44
AU	2nd	A08	02:44	Fumble	M00	00:12	* TOUCHDOWN	11-92	2:32
AU	3rd	A25	15:00	Kickoff	M00	13:28	* TOUCHDOWN	4-75	1:32
AU	3rd	A19	11:01	Punt	M35	09:10	Fumble	4-46	1:51
AU	3rd	A13	07:28	Punt	A22	05:29	Punt	3-9	1:59
AU	3rd	A25	02:13	Kickoff	M00	14:16	* TOUCHDOWN	7-75	2:57
AU	4th	A42	12:47	Punt	M48	11:09	Fumble	3-10	1:38
AU	4th	A20	08:46	Downs	M22	04:03	Downs	9-58	4:43
AU	4th	A25	00:50	Kickoff	A23	00:00	End of half	2--2	0:50

DRIVE CHARTS

GAME 6 AT TENNESSEE

MISSISSIPPI STATE

Team	Qtr	Drive Started			Drive Ended			Consumed	
		Spot	Time	Obtained	Spot	Time	How Lost	Pl-Yds	TOP
MS	1st	M09	15:00	Kickoff	M12	12:54	Punt	3-3	2:06
MS	1st	M20	11:06	Interception	M17	09:27	Punt	3--3	1:39
MS	1st	M25	04:56	Kickoff	T32	01:14	Interception	7-43	3:42
MS	2nd	M08	14:48	Punt	T33	07:40	* FIELD GOAL	13-59	7:08
MS	2nd	M20	02:19	Interception	M37	00:59	Interception	4-17	1:20
MS	3rd	M20	11:36	Punt	M24	09:58	Punt	3-4	1:38
MS	3rd	M25	06:12	Kickoff	M36	04:57	Interception	4-11	1:15
MS	3rd	M28	02:46	Punt	M24	00:32	Punt	4--4	2:14
MS	4th	M10	12:04	Punt	T00	08:27	* TOUCHDOWN	8-90	3:37
MS	4th	M25	02:35	Kickoff	T18	00:16	Missed FG	11-57	2:19

TENNESSEE

Team	Qtr	Drive Started			Drive Ended			Consumed	
		Spot	Time	Obtained	Spot	Time	How Lost	Pl-Yds	TOP
UT	1st	M46	12:54	Punt	M12	11:06	Interception	4-34	1:48
UT	1st	T40	09:27	Punt	M00	04:56	* TOUCHDOWN	8-60	4:31
UT	1st	T34	01:14	Interception	T40	14:48	Punt	3-6	1:26
UT	2nd	T15	07:38	Kickoff	M17	02:19	Interception	9-68	5:19
UT	2nd	M37	00:59	Interception	M32	15:00	* FIELD GOAL	4-5	0:59
UT	3rd	T25	15:00	Kickoff	T43	11:36	Punt	6-18	3:24
UT	3rd	T39	09:58	Punt	M05	06:12	* FIELD GOAL	7-56	3:46
UT	3rd	T35	04:57	Interception	T35	02:46	Punt	3-0	2:11
UT	3rd	T30	00:32	Punt	M49	12:04	Punt	6-21	3:28
UT	4th	T09	08:19	Kickoff	M00	02:35	* TOUCHDOWN	9-91	5:44
UT	4th	T20	00:16	Missed FG	T18	00:00	End of half	1--2	0:16

GAME 7 VS. LSU

MISSISSIPPI STATE

Team	Qtr	Drive Started			Drive Ended			Consumed	
		Spot	Time	Obtained	Spot	Time	How Lost	Pl-Yds	TOP
MS	1st	M25	15:00	Kickoff	M45	12:09	Downs	6-20	2:51
MS	1st	M25	07:52	Kickoff	L45	01:02	Punt	11-30	6:50
MS	2nd	M25	12:27	Kickoff	M45	11:37	Fumble	2-20	0:50
MS	2nd	M25	08:33	Kickoff	L00	05:24	* TOUCHDOWN	7-75	3:09
MS	2nd	M25	05:07	Kickoff	M39	01:53	Interception	6-14	3:14
MS	2nd	M30	00:41	Kickoff	M35	00:00	End of half	2-5	0:41
MS	3rd	M36	13:28	Punt	M30	12:03	Punt	3--6	1:25
MS	3rd	M25	10:36	Kickoff	M30	08:28	Punt	3-5	2:08
MS	3rd	M25	05:36	Kickoff	M49	03:02	Interception	5-24	2:34
MS	3rd	M20	01:40	Punt	L23	13:19	Downs	7-57	3:21
MS	4th	M22	11:31	Punt	M24	08:56	Punt	3-2	2:35
MS	4th	M08	07:51	Punt	M05	05:59	Punt	3--3	1:52
MS	4th	M10	03:41	Punt	L00	00:59	* TOUCHDOWN	7-90	2:42

LSU

Team	Qtr	Drive Started			Drive Ended			Consumed	
		Spot	Time	Obtained	Spot	Time	How Lost	Pl-Yds	TOP
LSU	1st	M45	12:09	Downs	M03	07:52	* FIELD GOAL	12-42	4:17
LSU	1st	L11	01:02	Punt	M05	12:27	* FIELD GOAL	10-84	3:35
LSU	2nd	M44	11:37	Fumble	M07	08:33	* FIELD GOAL	6-37	3:04
LSU	2nd	L40	05:17	Kickoff	M00	05:07	* TOUCHDOWN	1-60	0:10
LSU	2nd	L45	01:53	Interception	M00	00:50	* TOUCHDOWN	5-55	1:03
LSU	3rd	L25	15:00	Kickoff	L25	13:28	Punt	3-0	1:32
LSU	3rd	L34	12:03	Punt	M00	10:36	* TOUCHDOWN	4-66	1:27
LSU	3rd	L20	08:28	Punt	M00	05:36	* TOUCHDOWN	7-80	2:52
LSU	3rd	L40	03:02	Interception	L48	01:40	Punt	3-8	1:22
LSU	4th	L23	13:19	Downs	L17	11:31	Punt	3--6	1:48
LSU	4th	L50	08:56	Punt	M44	07:51	Punt	3-6	1:05
LSU	4th	L49	05:59	Punt	L48	03:41	Punt	4--1	2:18
LSU	4th	L15	00:53	Kickoff	L11	00:00	End of half	2--4	0:53

GAME 8 AT TEXAS A&M

MISSISSIPPI STATE

Team	Qtr	Drive Started			Drive Ended			Consumed	
		Spot	Time	Obtained	Spot	Time	How Lost	Pl-Yds	TOP
MS	1st	V25	15:00	Kickoff	M28	13:56	Punt	3-3	1:04
MS	1st	V10	11:18	Punt	M10	09:11	Punt	3-0	2:07
MS	1st	V25	06:50	Kickoff	T46	04:18	Interception	7-29	2:32
MS	1st	V25	00:10	Kickoff	T00	13:28	* TOUCHDOWN	4-75	1:42
MS	2nd	V18	10:20	Kickoff	M14	08:26	Punt	3--4	1:54
MS	2nd	V07	06:38	Punt	M19	06:28	Fumble	1-12	0:10
MS	2nd	V22	05:34	Kickoff	T15	00:37	* FIELD GOAL	16-63	4:57
MS	3rd	V26	13:20	Kickoff	T00	07:48	* TOUCHDOWN	10-74	5:32
MS	3rd	V21	01:17	Kickoff	T00	12:26	* TOUCHDOWN	9-79	3:51
MS	4th	V15	10:18	Punt	M42	10:06	Fumble	1-27	0:12
MS	4th	V25	05:00	Kickoff	T00	00:49	* TOUCHDOWN	12-75	4:11

TEXAS A&M

Team	Qtr	Drive Started			Drive Ended			Consumed	
		Spot	Time	Obtained	Spot	Time	How Lost	Pl-Yds	TOP
TAMU	1st	T32	13:56	Punt	M47	11:18	Punt	5-21	2:38
TAMU	1st	T49	09:11	Punt	M00	06:50	* TOUCHDOWN	5-51	2:21
TAMU	1st	T45	04:18	Interception	M00	00:10	* TOUCHDOWN	9-55	4:08
TAMU	2nd	T35	13:28	Kickoff	M00	10:20	* TOUCHDOWN	7-65	3:08
TAMU	2nd	T43	08:26	Punt	M48	06:38	Punt	3-9	1:48
TAMU	2nd	M19	06:28	Fumble	M00	05:34	* TOUCHDOWN	3-19	0:54
TAMU	2nd	T20	00:37	Kickoff	T24	00:00	End of half	1-4	0:37
TAMU	3rd	T30	15:00	Kickoff	M00	13:20	* TOUCHDOWN	4-70	1:40
TAMU	3rd	T25	07:48	Kickoff	M00	01:17	* TOUCHDOWN	11-75	6:31
TAMU	4th	T32	12:26	Kickoff	T29	10:18	Punt	3--3	2:08
TAMU	4th	M42	10:06	Fumble	M00	05:00	* TOUCHDOWN	9-42	5:06
TAMU	4th	T15	00:49	Kickoff	T28	00:00	End of half	2-13	0:49

GAME 1

MSU
Louisiana

38
28

Aug. 31, 2019
Mercedes-Benz Superdome
New Orleans, La.
22,440

Mississippi State

RUSHING	Att.	Gain	Lost	Net	TD	Long	Avg.
Kylin Hill	27	197	0	197	1	20	7.3
Tommy Stevens	11	44	7	37	1	14	3.4
Nick Gibson	2	27	0	27	1	19	13.5

PASSING	Com	Att	Int	Yds	TD	Long	Sacks
Tommy Stevens	20	30	0	236	2	31	2

RECEIVING	No.	Yds.	TD	Long
Osirus Mitchell	6	88	1	31
Stephen Guidry	4	36	0	19
Austin Williams	3	43	1	28
Deddrick Thomas	2	19	0	10
Isaiah Zuber	1	14	0	14
Dontea Jones	1	14	0	14
Kylin Hill	1	10	0	10
JaVonta Payton	1	9	0	9
Farrod Green	1	3	0	3

PUNTING	No.	Yds.	Avg.	Long	I20	TB
Tucker Day	2	80	40.0	42	2	0

FIELD GOALS	Att.	Made	Long	KICKS
Jordan Lawless	2	1	37	missed 27

ALL RETURNS	Punts			Kickoffs			Intercepted		
	No.	Yds.	Lg.	No.	Yds.	Lg.	No.	Yds.	Lg.
Isaiah Zuber	0	0	0	2	36	22	0	0	0
Cameron Dantzler	0	0	0	0	0	0	1	0	0
Maurice Smitherman	0	0	0	0	0	0	1	0	0
Malik Dear	2	40	40	0	0	0	0	0	0
Taury Dixon	1	0	0	0	0	0	0	0	0
Brian Cole II	0	0	0	1	18	18	0	0	0

Louisiana

RUSHING	Att.	Gain	Lost	Net	TD	Long	Avg.
Raymond Calais	8	80	0	80	0	26	10.0
Trey Ragas	9	63	0	63	1	17	7.0
Elija Mitchell	14	31	0	31	1	9	2.2
Levi Lewis	6	18	28	-10	1	10	-1.7

PASSING	Com	Att	Int	Yds	TD	Long	Sacks
Levi Lewis	23	9	2	267	1	32	1

RECEIVING	No.	Yds.	TD	Long
Jamal Bell	8	113	0	22
Ja'Mar Bradley	6	93	0	32
Raymond Calais	3	15	0	11
Peter LeBlanc	2	5	0	4
Elija Mitchell	2	4	0	7
Trey Ragas	1	19	0	19
Nick Ralston	1	11	1	11
Bria Smith Jr.	1	7	0	7

PUNTING	No.	Yds.	Avg.	Long	I20	TB
Rhys Byrns	3	133	44.3	46	1	0

FIELD GOALS	Att.	Made	Long	KICKS
none				

ALL RETURNS	Punts			Kickoffs			Intercepted		
	No.	Yds.	Lg.	No.	Yds.	Lg.	No.	Yds.	Lg.
Ja'Mar Bradley	0	0	0	2	38	23	0	0	0
Raymond Calais	0	0	0	1	19	19	0	0	0
Chris Smith	0	0	0	3	68	30	0	0	0

MSU Tops Louisiana In New Orleans, 38-28

Playing its first game in the Mercedes-Benz Superdome since 2007, MSU used 497 yards of total offense in **Tommy Stevens'** debut as quarterback to defeat Louisiana, 38-28, in New Orleans. **Kylin Hill** rushed for 197 yards on 27 carries, representing the highest rushing output by a Bulldog in a season opener in program history. Stevens, the graduate transfer from Penn State, didn't waste any time in making an impact as he orchestrated a six-play, 74-yard drive that culminated with a beautiful over-the-shoulder throw to **Osirus Mitchell** for a 31-yard touchdown with 12:27 in the first quarter. With the score tied at 14 all, MSU reeled off 21 unanswered points behind the Stevens-Hill combo. Both accounted for rushing touchdowns. **Malik Dear's** 40-yard punt return early in the fourth quarter set up a Stevens-to-**Austin Williams** 12-yard passing score on the ensuing play to make it 35-14. Stevens finished 20-of-30 with 236 yards passing. The Ragin' Cajuns rallied with 14 straight points, including a 99-yard drive late in the game. **Jordan Lawless'** first career made field goal, a 37-yarder with 1:02 to go, pushed it to a double-digit margin. **Erroll Thompson** led all tacklers with 10 and a fumble recovery. State forced four turnovers - three fumbles and one interception. **Cameron Dantzler** added seven tackles, one fumble recovery and an interception on UL's first offensive play of the game.

Mississippi State	7	14	7	10	- 38
Louisiana	7	7	0	14	- 28

1st	12:27	MSU	Osirus Mitchell 31 yd pass from Tommy Stevens (Jordan Lawless kick)
	03:17	UL	Elija Mitchell 3 yd run (Stevie Artigue kick)
2nd	09:18	MSU	Nick Gibson 8 yd run (Jordan Lawless kick)
	04:31	UL	Nick Ralston 11 yd pass from Levi Lewis (Stevie Artigue kick)
	00:31	MSU	Tommy Stevens 4 yd run (Jordan Lawless kick)
3rd	07:07	MSU	Kylin Hill 5 yd run (Jordan Lawless kick)
4th	13:07	MSU	Austin Williams 12 yd pass from Tommy Stevens (Jordan Lawless kick)
	09:56	UL	Levi Lewis 1 yd run (Stevie Artigue kick)
	02:45	UL	Trey Ragas 17 yd run (Stevie Artigue kick)
	01:02	MSU	Jordan Lawless 37 yd field goal

Team Stats

	MSU	UL
FIRST DOWNS	29	27
Rushing	15	10
Passing	13	16
Penalty	1	1
NET YARDS RUSHING	261	164
Rushing Attempts	40	37
Average Per Rush	6.5	4.4
NET YARDS PASSING	236	267
Completions-Attempts-Int	20-30-0	24-39-2
Average Per Attempt	7.9	6.8
Average Per Completion	11.8	11.1
TOTAL OFFENSE YARDS	497	431
Total offense plays	70	76
Average Gain Per Play	7.1	5.7
Fumbles: Number-Lost	2-2	3-3
Penalties: Number-Yards	5-40	5-45
PUNTS-YARDS	2-80	3-133
KICKOFFS-YARDS	7-400	5-262
Punt returns: Number-Yards-TD	3-40-0	0-0-0
Kickoff returns: Number-Yds-TD	3-54-0	6-125-0
Interceptions: Number-Yds-TD	1-0-0	0-0-0
Fumble Returns: Number-Yds-TD	0-0-0	0-0-0
Possession Time	31:03	28:57
Third-Down Conversions	4 of 9	4 of 10
Fourth-Down Conversions	1 of 2	0 of 1
Red-Zone Scores-Chances	5-6	4-5
Sacks By: Number-Yards	1-5	2-7
PAT Kicks	5-5	4-4
Field Goals	1-2	0-0
Points off turnovers	7	7

GAME 2

Southern Miss
MSU

15
38

Sept. 7, 2019
Davis Wade Stadium
Starkville, Miss.
55,143

Southern Miss

RUSHING	Att.	Gain	Lost	Net	TD	Long	Avg.
Kevin Perkins	5	51	0	51	0	26	10.2
D. Harris	6	49	0	49	0	18	8.2
Darius Maberry	4	12	0	12	0	8	3.0
S. Anderson	2	11	0	11	0	11	5.5
Dee Baker	1	2	0	2	0	2	2.0
Jaylond Adams	2	2	0	2	0	2	1.0
Jordan Kempf	1	0	5	-5	0	0	-5.0
Jack Abraham	6	10	22	-12	0	4	-2.0

PASSING	Com	Att	Int	Yds	TD	Long	Sacks
Jack Abraham	18	26	2	234	2	65	2

RECEIVING	No.	Yds.	TD	Long
J. Mitchell	6	94	1	65
Tim Jones	5	73	0	25
Jaylond Adams	4	56	1	28
Trevor Terry	1	7	0	7
Kevin Perkins	1	3	0	3
Neil McLaurin	1	1	0	1

PUNTING	No.	Yds.	Avg.	Long	I20	TB
Zac Everett	3	125	41.7	43	0	0
Matt Bromell	2	45	22.5	29	0	0

FIELD GOALS	Att.	Made	Long	KICKS
Andrew Stein	1	0	--	missed 36

ALL RETURNS	Punts			Kickoffs			Intercepted		
	No.	Yds.	Lg.	No.	Yds.	Lg.	No.	Yds.	Lg.
Jaylond Adams	1	2	2	1	12	12	0	0	0
Dee Baker	0	0	0	1	26	26	0	0	0

Mississippi State

RUSHING	Att.	Gain	Lost	Net	TD	Long	Avg.
Kylin Hill	14	125	2	123	1	22	8.8
L. Witherspoon	7	40	0	40	1	22	5.7
Nick Gibson	5	32	1	31	1	13	6.2
Garrett Shrader	9	23	7	16	0	10	1.8
Tommy Stevens	6	14	14	0	0	6	0.0

PASSING	Com	Att	Int	Yds	TD	Long	Sacks
Garrett Shrader	7	11	0	71	0	17	1
Tommy Stevens	9	10	0	105	2	28	2

RECEIVING	No.	Yds.	TD	Long
Stephen Guidry	3	32	1	11
Osirus Mitchell	2	46	1	28
Isaiah Zuber	2	23	0	17
Kylin Hill	2	19	0	15
Dontea Jones	2	9	0	6
Austin Williams	1	13	0	13
Dedrick Thomas	1	12	0	12
JaVonta Payton	1	10	0	10
Cameron Gardner	1	7	0	7
Robert Rivers	1	5	0	5

PUNTING	No.	Yds.	Avg.	Long	I20	TB
Tucker Day	4	199	49.8	59	3	0

FIELD GOALS	Att.	Made	Long	KICKS
Jace Christmann	2	1	30	made 30; missed 43

ALL RETURNS	Punts			Kickoffs			Intercepted		
	No.	Yds.	Lg.	No.	Yds.	Lg.	No.	Yds.	Lg.
Malik Dear	1	8	8	0	0	0	0	0	0
C.J. Morgan	0	0	0	0	0	0	1	9	9
Martin Emerson	0	0	0	0	0	0	1	45	45

State Soars Past Golden Eagles in Home Opener, 38-15

In one of the hottest games in Davis Wade Stadium history, MSU jumped out to a 28-0 lead and secured a 38-15 victory over in-state foe Southern Miss to open the home 2019 slate. Kickoff temperature was 94 degrees, representing the hottest in Davis Wade Stadium since 1998. The heat had no effect on the Bulldogs, however. **Tommy Stevens**, making his Starkville debut, completed his first nine passes for 105 yards and two touchdowns before exiting the game due to injury late in the second quarter. Stevens' hot streak to start the game represented the most consecutive completions by an MSU QB since Dak Prescott against Arkansas in 2015. For the second straight game, the combination of Stevens to **Osirus Mitchell** put the Bulldogs on the board on the first drive. Stevens found Mitchell for a 28-yard touchdown with 9:36 to play, and he later connected with **Stephen Guidry** for an 11-yard score. The day belonged to **Kylin Hill**, who put on a show rushing for 123 yards and one touchdown against a stingy USM defense that was ranked in the top three nationally a year ago. True freshman **Garrett Shrader** spelled Stevens and fared well, going 7-of-11 in his first career action. MSU managed three takeaways, including interceptions from **C.J. Morgan** and true freshman **Martin Emerson**. **Brian Cole II** led all tacklers with seven, including one sack and 2.5 tackles for loss. **Marquiss Spencer** added one strip sack.

Southern Miss	0	0	7	8	- 15
Mississippi State	7	14	7	10	- 38

1st	09:36	MSU	Osirus Mitchell 28 yd pass from Tommy Stevens (Jace Christmann kick)
2nd	14:55	MSU	Stephen Guidry 11 yd pass from Tommy Stevens (Jace Christmann kick)
	00:42	MSU	Nick Gibson 13 yd run (Jace Christmann kick)
3rd	06:37	MSU	Kylin Hill 3 yd run (Jace Christmann kick)
	04:42	USM	Jaylond Adams 28 yd pass from Jack Abraham (Andrew Stein kick)
4th	14:12	MSU	Jace Christmann 30 yd field goal
	06:31	USM	J. Mitchell 65 yd pass from Jack Abraham (Trevor Terry pass from Jack Abraham)
	02:20	MSU	L. Witherspoon 22 yd run (Jace Christmann kick)

Team Stats

	USM	MSU
FIRST DOWNS	17	21
Rushing	7	10
Passing	10	11
Penalty	0	0
NET YARDS RUSHING	110	210
Rushing Attempts	27	41
Average Per Rush	4.1	5.1
NET YARDS PASSING	234	176
Completions-Attempts-Int	18-26-2	16-21-0
Average Per Attempt	9.0	8.4
Average Per Completion	13.0	11.0
TOTAL OFFENSE YARDS	344	386
Total offense plays	53	62
Average Gain Per Play	6.5	6.2
Fumbles: Number-Lost	2-1	0-0
Penalties: Number-Yards	1-5	2-10
PUNTS-YARDS	5-170	4-199
KICKOFFS-YARDS	3-195	7-454
Punt returns: Number-Yards-TD	1-2-0	1-8-0
Kickoff returns: Number-Yds-TD	2-38-0	0-0-0
Interceptions: Number-Yds-TD	0-0-0	2-54-0
Fumble Returns: Number-Yds-TD	0-0-0	0-0-0
Possession Time	26:14	33:46
Third-Down Conversions	2 of 9	3 of 9
Fourth-Down Conversions	0 of 0	0 of 0
Red-Zone Scores-Chances	0-1	4-4
Sacks By: Number-Yards	3-20	2-12
PAT Kicks	1-1	5-5
Field Goals	0-1	1-2
Points off turnovers	0	7

GAME 3

Kansas State
#23 MSU

31
24

Sept. 14, 2019
Davis Wade Stadium
Starkville, Miss.
54,522

Kansas State

RUSHING	Att.	Gain	Lost	Net	TD	Long	Avg.
James Gilbert	17	62	3	59	0	11	3.5
Jordan Brown	5	41	0	41	1	17	8.2
Harry Trotter	5	25	0	25	0	9	5.0
Malik Knowles	2	12	0	12	0	7	6.0
Skylar Thompson	4	18	10	8	1	16	2.0
Wykeen Gill	1	3	0	3	0	3	3.0
TEAM	1	0	2	-2	0	0	-2.0

PASSING	Com	Att	Int	Yds	TD	Long	Sacks
Skylar Thompson	10	18	0	123	1	24	1

RECEIVING	No.	Yds.	TD	Long
Dalton Schoen	3	50	1	20
Wykeen Gill	2	9	0	6
Phillip Brooks	2	5	0	7
Nick Lenners	1	24	0	24
Landry Weber	1	23	0	23
Malik Knowles	1	12	0	12

PUNTING	No.	Yds.	Avg.	Long	I20	TB
Devin Anctil	5	253	50.6	61	1	2

FIELD GOALS	Att.	Made	Long	KICKS
Blake Lynch	1	1	35	made 35

ALL RETURNS	Punts			Kickoffs			Intercepted		
	No.	Yds.	Lg.	No.	Yds.	Lg.	No.	Yds.	Lg.
Phillip Brooks	2	45	25	0	0	0	0	0	0
Malik Knowles	0	0	0	3	124	100	0	0	0
AJ Parker	0	0	0	0	0	0	1	23	23
Seth Porter	1	-1	0	0	0	0	0	0	0
Denzel Goolsby	0	0	0	0	0	0	1	16	16
Jordan Brown	1	0	0	0	0	0	0	0	0

Mississippi State

RUSHING	Att.	Gain	Lost	Net	TD	Long	Avg.
Kylin Hill	24	116	5	111	0	22	4.6
Garrett Shrader	10	82	0	82	1	16	8.2
Tommy Stevens	7	19	14	5	1	4	0.7
Lee Witherspoon	3	4	0	4	0	2	1.3
Dontea Jones	0	-1	0	-1	0	0	0.0

PASSING	Com	Att	Int	Yds	TD	Long	Sacks
Tommy Stevens	7	15	2	100	1	35	2
Garrett Shrader	4	12	0	51	0	26	0

RECEIVING	No.	Yds.	TD	Long
Osirus Mitchell	5	74	1	35
Dedrick Thomas	2	32	0	26
Kylin Hill	2	20	0	12
Farrad Green	1	13	0	13
Dontea Jones	1	12	0	12

PUNTING	No.	Yds.	Avg.	Long	I20	TB
Tucker Day	6	242	40.3	55	0	0

FIELD GOALS	Att.	Made	Long	KICKS
Jace Christmann	1	1	47	made 47

ALL RETURNS	Punts			Kickoffs			Intercepted		
	No.	Yds.	Lg.	No.	Yds.	Lg.	No.	Yds.	Lg.
Dedrick Thomas	0	0	0	1	14	14	0	0	0
JaVonta Payton	0	0	0	2	40	24	0	0	0
Malik Dear	1	1	0	0	0	0	0	0	0
Brian Cole II	0	0	0	1	17	17	0	0	0

Kansas State Edges MSU, 31-24

Kylin Hill rushed for over 100 yards for the third consecutive game, but it was not enough as Kansas State scored 14 unanswered points in the fourth quarter to beat MSU, 31-24, on a hot morning kickoff in Davis Wade Stadium. It was the first meeting between the two teams in Starkville since 1974 and the first Power 5 non-conference team to visit Davis Wade Stadium since 2009. Malik Knowles took a kickoff back 100 yards for the Wildcats to tie the game at 24 all with 14:36 to go in the fourth. MSU was unable to muster anything offensively and K-State went 53 yards on six plays that culminated with a 15-yard touchdown pass with 5:37 to go. **Tommy Stevens**, battling an upper body injury sustained a week earlier, got the start but did not return early in the third quarter. The Bulldogs were decimated with injuries with CB **Cameron Dantzler**, RB **Nick Gibson** and OL **Dareuan Parker** all out. Stevens helped erase a 10-0 deficit, rushing for a two-yard touchdown following a muffed punt from the Wildcats. **Osirus Mitchell** then made a spectacular one-handed, 35-yard touchdown grab with 0:09 left in the half. True freshman **Garrett Shrader** spelled Stevens in the third quarter and displayed his toughness, orchestrating a 12-play, 79-yard drive that ate up 6:50. He finished it off with a two-yard touchdown dive. **Jace Christmann's** key 47-yard field goal to start the fourth look to have put the Bulldogs in firm control, up 24-17, before K-State mounted its comeback. The Bulldogs turned it over three times on the day, but did outgain the Wildcats 352-269. Leo Lewis produced a game-high 12 tackles, while **Brian Cole II** continued his hot start to the year with six tackles, one punishing strip sack and two tackles for loss.

Kansas State	3	14	0	14	- 31
Mississippi State	0	14	7	3	- 24

1st	02:23	KSU	Blake Lynch 35 yd field goal
2nd	13:31	KSU	Jordan Brown 7 yd run (Blake Lynch kick)
	05:39	MSU	Tommy Stevens 2 yd run (Jace Christmann kick)
	00:46	KSU	Skylar Thompson 1 yd run (Blake Lynch kick)
	00:09	MSU	Osirus Mitchell 35 yd pass from Tommy Stevens (Jace Christmann kick)
3rd	04:47	MSU	Garrett Shrader 5 yd run (Jace Christmann kick)
4th	14:50	MSU	Jace Christmann 47 yd field goal
	14:36	KSU	Malik Knowles 100 yd kickoff return (Blake Lynch kick)
	05:37	KSU	Dalton Schoen 15 yd pass from S. Thompson (Blake Lynch kick)

Team Stats

	K-STATE	MSU
FIRST DOWNS	17	21
Rushing	8	9
Passing	7	8
Penalty	2	4
NET YARDS RUSHING	146	201
Rushing Attempts	35	44
Average Per Rush	4.2	4.6
NET YARDS PASSING	123	151
Completions-Attempts-Int	10-18-0	11-27-2
Average Per Attempt	6.8	5.6
Average Per Completion	12.3	13.7
TOTAL OFFENSE YARDS	269	352
Total offense plays	53	71
Average Gain Per Play	5.1	5.0
Fumbles: Number-Lost	4-3	2-1
Penalties: Number-Yards	7-59	7-83
PUNTS-YARDS	5-253	6-242
KICKOFFS-YARDS	6-357	5-310
Punt returns: Number-Yards-TD	4-44-0	1-1-0
Kickoff returns: Number-Yds-TD	3-124-1	4-71-0
Interceptions: Number-Yds-TD	2-39-0	0-0-0
Fumble Returns: Number-Yds-TD	1-9-0	1-4-0
Possession Time	26:55	33:05
Third-Down Conversions	3 of 10	4 of 14
Fourth-Down Conversions	0 of 1	0 of 1
Red-Zone Scores-Chances	4-5	2-2
Sacks By: Number-Yards	2-13	1-10
PAT Kicks	4-4	3-3
Field Goals	1-1	1-1
Points off turnovers	10	17

GAME 4

Kentucky MSU

13
28

Sept. 21, 2019
Davis Wade Stadium
Starkville, Miss.
54,556

Kentucky

RUSHING	Att.	Gain	Lost	Net	TD	Long	Avg.
Asim Rose	9	105	0	105	0	31	11.7
Lynn Bowden	3	37	0	37	0	17	12.3
Kavosiey Smoke	10	28	3	25	1	12	2.5
TEAM	1	0	5	-5	0	0	-5.0
Sawyer Smith	5	4	12	-8	0	3	-1.6

PASSING	Com	Att	Int	Yds	TD	Long	Sacks
Sawyer Smith	15	41	1	232	0	39	3
Lynn Bowden	0	1	0	0	0	0	0

RECEIVING	No.	Yds.	TD	Long
Lynn Bowden	7	129	0	39
Josh Ali	5	61	0	20
Keaton Upshaw	1	19	0	19
Ahmad Wagner	1	15	0	15
Clevan Thomas	1	8	0	8

PUNTING	No.	Yds.	Avg.	Long	I20	TB
Max Duffy	3	154	51.3	56	1	2

FIELD GOALS	Att.	Made	Long	KICKS
Chance Poore	3	1	40	made 40; missed 47; missed 26
Matt Ruffolo	1	1	29	made 29

ALL RETURNS	Punts			Kickoffs			Intercepted		
	No.	Yds.	Lg.	No.	Yds.	Lg.	No.	Yds.	Lg.
Lynn Bowden	1	25	25	1	19	19	0	0	0
Quandre Mosely	0	0	0	0	0	0	1	39	39
Drew Schlegel	0	0	0	1	3	3	0	0	0

Mississippi State

RUSHING	Att.	Gain	Lost	Net	TD	Long	Avg.
Garrett Shrader	11	139	14	125	0	49	11.4
Kylin Hill	26	126	6	120	3	18	4.6
Malik Dear	1	0	0	0	0	0	0.0
TEAM	2	0	4	-4	0	0	-2.0

PASSING	Com	Att	Int	Yds	TD	Long	Sacks
Garrett Shrader	17	22	1	180	0	25	2

RECEIVING	No.	Yds.	TD	Long
Osirus Mitchell	4	36	0	14
Farrod Green	3	20	0	13
Isaiah Zuber	3	16	0	7
Dedrick Thomas	2	46	0	25
Malik Dear	2	28	0	20
JaVonta Payton	2	14	0	13
Austin Williams	1	20	0	20

PUNTING	No.	Yds.	Avg.	Long	I20	TB
Tucker Day	3	147	49.0	50	0	2

FIELD GOALS	Att.	Made	Long	KICKS
none	--	--	--	--

ALL RETURNS	Punts			Kickoffs			Intercepted		
	No.	Yds.	Lg.	No.	Yds.	Lg.	No.	Yds.	Lg.
Willie Gay Jr.	0	0	0	0	0	0	1	52	52

Shrader, MSU Close Out UK in SEC Opener, 28-13

The stage wasn't too big for true freshman quarterback **Garrett Shrader** in MSU's SEC opener. Shrader, making his first career start in just his third collegiate game, accounted for 305 yards of total offense, including 125 rushing on 11 carries, to lift the Bulldogs past Kentucky, 28-13, on Saturday in Davis Wade Stadium. Shrader was just the second MSU true freshman QB to start in an SEC game in the last 12 years. He was an efficient 17-of-22 for 180 yards through the air. Shrader accounted for all six of the Bulldogs' 20+ yard plays in the game. **Kylin Hill** was spectacular again, becoming the first Bulldog to rush for 100 or more yards in the first four games of a season. Hill rushed for 120 yards on 26 carries with a career-best three touchdowns. The Bulldogs got on the board via their defense on the fifth play of the game. **Willie Gay Jr.**, in on his first play of the year after missing the first three games due to a violation of team rules, stepped in front of a Sawyer Smith pass and returned it 52 yards for a touchdown. The Bulldogs chewed up clock in the second quarter with impressive drives. Hill finished one on a 12-yard highlight reel touchdown run as he leaped from the four-yard line and extended the ball inside the pylon for the score. On the ensuing possession, Shrader engineered a 10-play, 80-yard drive that took 5:00. His 36-yard rush set up another Hill touchdown that made it 21-3 at the half. The Wildcats responded with 10 unanswered. With the score a one-possession game and 4:32 remaining, Shrader conducted a six-play, 75 yard drive and extended the drive with a 49-yard rush on third down. Hill finished it off with another score. The Bulldogs held Kentucky to 1-of-12 on third down. **C.J. Morgan** led MSU with nine tackles. **Jaquarius Landrews** added seven tackles and a game-high four pass breakups.

Kentucky	3	0	7	3	- 13
Mississippi State	7	14	0	7	- 28

1st	13:35	MSU	Willie Gay Jr. 52 yd interception return (Jace Christmann kick)
	02:49	UK	Chance Poore 40 yd field goal
2nd	13:24	MSU	Kylin Hill 12 yd run (Jace Christmann kick)
	04:45	MSU	Kylin Hill 2 yd run (Jace Christmann kick)
3rd	05:30	UK	Kavosiey Smoke 2 yd run (Chance Poore kick)
4th	04:39	UK	Matt Ruffolo 29 yd field goal
	01:39	MSU	Kylin Hill 1 yd run (Jace Christmann kick)

Team Stats

	UK	MSU
FIRST DOWNS	21	22
Rushing	9	12
Passing	10	9
Penalty	2	1
NET YARDS RUSHING	154	241
Rushing Attempts	28	40
Average Per Rush	5.5	6.0
NET YARDS PASSING	232	180
Completions-Attempts-Int	15-42-1	17-22-1
Average Per Attempt	5.5	8.2
Average Per Completion	15.5	10.6
TOTAL OFFENSE YARDS	386	421
Total offense plays	70	62
Average Gain Per Play	5.5	6.8
Fumbles: Number-Lost	1-0	1-1
Penalties: Number-Yards	5-40	5-45
PUNTS-YARDS	3-154	3-147
KICKOFFS-YARDS	4-260	5-295
Punt returns: Number-Yards-TD	1-25-0	0-0-0
Average Per Return	25.0	0.0
Kickoff returns: Number-Yds-TD	2-22-0	0-0-0
Average Per Return	11.0	0.0
Interceptions: Number-Yds-TD	1-39-0	1-52-1
Fumble Returns: Number-Yds-TD	0-0-0	0-0-0
Possession Time	26:54	33:06
Third-Down Conversions	1 of 12	6 of 10
Fourth-Down Conversions	3 of 4	0 of 0
Red-Zone Scores-Chances	2-4	3-4
Sacks By: Number-Yards	2-14	3-16
PAT Kicks	1-1	4-4
Field Goals	2-4	0-0
Points off turnovers	7	7

GAME 5

MSU
#7/7 Auburn

23
56

Sept. 28, 2019
Jordan-Hare Stadium
Auburn, Ala.
87,451

Mississippi State

RUSHING	Att.	Gain	Lost	Net	TD	Long	Avg.
Garrett Shrader	16	112	23	89	1	24	5.6
Kylin Hill	17	51	6	45	0	13	2.6
Lee Witherspoon	2	3	0	3	0	2	1.5
Nick Gibson	1	0	1	-1	0	0	-1.0
TEAM	1	0	2	-2	0	0	-2.0
Tommy Stevens	1	0	16	-16	0	0	-16.0

PASSING	Com	Att	Int	Yds	TD	Long	Sacks
Garrett Shrader	12	23	0	209	2	47	1
Tommy Stevens	1	3	0	7	0	7	1

RECEIVING	No.	Yds.	TD	Long
Farrod Green	3	69	0	47
Osirus Mitchell	2	33	1	21
Dedrick Thomas	2	22	0	12
Kylin Hill	2	21	0	18
JaVonta Payton	1	30	0	30
Isaiah Zuber	1	20	0	20
Georquarius Spivey	1	12	0	12
Stephen Guidry	1	9	1	9

PUNTING	No.	Yds.	Avg.	Long	I20	TB
Tucker Day	4	168	42.0	45	1	0
Reed Bowman	2	82	41.0	51	1	0

FIELD GOALS	Att.	Made	Long	KICKS
Jace Christmann	1	1	27	made 27

ALL RETURNS	Punts			Kickoffs			Intercepted		
	No.	Yds.	Lg.	No.	Yds.	Lg.	No.	Yds.	Lg.
JaVonta Payton	0	0	0	1	16	0	0	0	0

Auburn

RUSHING	Att.	Gain	Lost	Net	TD	Long	Avg.
Bo Nix	7	60	4	56	1	30	8.0
J. Whitlow	10	56	1	55	3	30	5.5
D.J. Williams	7	33	1	32	0	9	4.6
Kam Martin	8	36	5	31	1	16	3.9
A. Schwartz	3	25	0	25	1	13	8.3
Shaun Shivers	4	22	0	22	0	10	5.5
Eli Stove	1	3	0	3	0	3	3.0
Malik Miller	1	1	0	1	0	1	1.0
TEAM	2	0	2	-2	0	0	-1.0
Joey Gatewood	2	1	7	-6	0	1	-3.0

PASSING	Com	Att	Int	Yds	TD	Long	Sacks
Bo Nix	16	21	0	335	2	48	1
Joey Gatewood	2	3	0	26	0	11	1

RECEIVING	No.	Yds.	TD	Long
Seth Williams	8	161	2	39
Anthony Schwartz	2	67	0	48
Sal Cannella	2	39	0	31
Will Hastings	2	25	0	21
Eli Stove	1	27	0	27
Malik Miller	1	16	0	11
Jay Jay Wilson	1	16	0	16
Zach Farrar	1	10	0	10

PUNTING	No.	Yds.	Avg.	Long	I20	TB
Arryn Siposs	1	43	43.0	43	0	0

FIELD GOALS	Att.	Made	Long	KICKS
--	--	--	--	--

ALL RETURNS	Punts			Kickoffs			Intercepted		
	No.	Yds.	Lg.	No.	Yds.	Lg.	No.	Yds.	Lg.
N. Igbinoghene	0	0	0	1	21	21	0	0	0
Christian Tutt	3	34	18	0	0	0	0	0	0

Big First Half Carries No. 7 Auburn Past MSU, 56-23

No. 7 Auburn, playing its SEC home opener, scored 21 straight points in the first seven minutes of the game and never looked back as MSU fell 56-23, in a sold-out night game in Jordan-Hare Stadium. The Bulldogs went three and out on their first series, and the Tigers immediately capitalized with great field position and scored on their first play from scrimmage. The score was 21-0 after Auburn took advantage of a **JaVonta Payton** fumble on a kickoff. MSU starting quarterback **Tommy Stevens** suffered a lower body injury on the second series of the game and missed the remainder of the contest. He was once again spelled by true freshman **Garrett Shrader**. Shrader, in his first SEC road appearance, accounted for all three Bulldog touchdowns, firing two TD passes and adding a rushing score. He finished with 298 yards of total offense and got MSU on the board after finishing off a 12-play, 75-yard drive with a **Stephen Guidry** 9-yard pass late in the first quarter. MSU trailed 42-9 at the break, and added touchdowns courtesy of **Osirus Mitchell** and Shrader. His 7-yard touchdown run with 0:50 remaining put him at 89 rushing yards on the night against a stellar Auburn defense. **Farrod Green** led MSU in receiving with 69 yards. **Leo Lewis** and **C.J. Morgan** led all Bulldog tacklers with eight apiece. Lewis had seven solo stops, a tackle for a loss, one forced fumble and one fumble recovery. MSU won the turnover battle, forcing three on the night to extend the consecutive streak to 21 straight games of a takeaway. The Bulldogs were without the services of six players on their two-deep depth chart.

Mississippi State	6	3	7	7	- 23
Auburn	21	21	7	7	- 56

1st	12:55	AU	J. Whitlow 30 yd run (Anders Carlson kick)
	09:46	AU	Bo Nix 9 yd run (Anders Carlson kick)
	08:59	AU	A. Schwartz 13 yd run (Anders Carlson kick)
	02:20	MSU	Stephen Guidry 9 yd pass from Garrett Shrader (Jace Christmann kick failed)
2nd	13:18	AU	J. Whitlow 3 yd run (Anders Carlson kick)
	07:55	MSU	Jace Christmann 27 yd field goal
	05:33	AU	Seth Williams 39 yd pass from Bo Nix (Anders Carlson kick)
	00:12	AU	J. Whitlow 3 yd run (Anders Carlson kick)
3rd	13:28	AU	Seth Williams 32 yd pass from Bo Nix (Anders Carlson kick)
	02:13	MSU	Osirus Mitchell 21 yd pass from Garrett Shrader (Jace Christmann kick)
4th	14:16	AU	Kam Martin 7 yd run (Anders Carlson kick)
	00:50	MSU	Garrett Shrader 7 yd run (Jace Christmann kick)

Team Stats

	MSU	AU
FIRST DOWNS	21	25
Rushing	8	9
Passing	10	13
Penalty	3	3
NET YARDS RUSHING	118	217
Rushing Attempts	38	45
Average Per Rush	3.1	4.8
NET YARDS PASSING	216	361
Completions-Attempts-Int	13-26-0	18-24-0
Average Per Attempt	8.3	15.0
Average Per Completion	16.6	20.1
TOTAL OFFENSE YARDS	334	578
Total offense plays	64	69
Average Gain Per Play	5.2	8.4
Fumbles: Number-Lost	3-2	4-3
Penalties: Number-Yards	9-70	5-37
PUNTS-YARDS	6-250	1-43
KICKOFFS-YARDS	5-273	9-583
Punt returns: Number-Yards-TD	0-0-0	3-34-0
Kickoff returns: Number-Yds-TD	1-16-0	1-21-0
Interceptions: Number-Yds-TD	0-0-0	0-0-0
Fumble Returns: Number-Yds-TD	0-0-0	0-0-0
Possession Time	32:35	27:25
Third-Down Conversions	3 of 12	6 of 10
Fourth-Down Conversions	1 of 2	0 of 1
Red-Zone Scores-Chances	3-4	5-5
Sacks By: Number-Yards	2-11	2-25
PAT Kicks	2-3	8-8
Field Goals	1-1	0-0
Points off turnovers	0	14

GAME 6

MSU
Tennessee

10
20

Oct. 12, 2019
Neyland Stadium
Knoxville, Tenn.
85,462

Mississippi State

RUSHING	Att.	Gain	Lost	Net	TD	Long	Avg.
Garrett Shrader	13	83	21	62	0	14	4.8
Tommy Stevens	9	39	13	26	0	10	2.9
Kylin Hill	11	19	6	13	0	4	1.2
JaVonta Payton	1	11	0	11	0	11	11.0
Nick Gibson	2	5	0	5	0	4	2.5
Isaiah Zuber	1	4	0	4	0	4	4.0

PASSING	Com	Att	Int	Yds	TD	Long	Sacks
Tommy Stevens	6	11	2	67	0	19	3
Garrett Shrader	5	10	1	79	1	21	4

RECEIVING	No.	Yds.	TD	Long
Osirus Mitchell	5	58	0	21
Stephen Guidry	2	36	0	19
Dedrick Thomas	2	25	1	17
Lee Witherspoon	1	18	0	18
Farrod Green	1	9	0	9

PUNTING	No.	Yds.	Avg.	Long	I20	TB
Tucker Day	4	173	43.2	56	0	0

FIELD GOALS	Att.	Made	Long	KICKS
Jace Christmann	2	1	51	made 51; missed 36

ALL RETURNS	Punts			Kickoffs			Intercepted		
	No.	Yds.	Lg.	No.	Yds.	Lg.	No.	Yds.	Lg.
Cameron Dantzler	0	0	0	0	0	0	1	0	0
Brian Cole II	0	0	0	1	9	9	1	0	0

Tennessee

RUSHING	Att.	Gain	Lost	Net	TD	Long	Avg.
Ty Chandler	16	63	0	63	0	15	3.9
Tim Jordan	19	65	6	59	1	15	3.1
Brian Maurer	3	41	0	41	0	23	13.7
Jauan Jennings	1	22	0	22	0	22	22.0
Eric Gray	2	7	0	7	0	5	3.5
Dominick Wood-Anderson	1	5	0	5	0	5	5.0
TEAM	1	0	2	-2	0	0	-2.0
Jarrett Guarantano	1	0	5	-5	0	0	-5.0

PASSING	Com	Att	Int	Yds	TD	Long	Sacks
Brian Maurer	4	7	2	61	0	28	0
Jarrett Guarantano	6	7	0	106	1	41	1

RECEIVING	No.	Yds.	TD	Long
Tyler Byrd	3	56	1	39
Jauan Jennings	3	17	0	15
Ramel Keyton	1	41	0	41
Dominick Wood-Anderson	1	28	0	28
Josh Palmer	1	16	0	16
Tim Jordan	1	9	0	9

PUNTING	No.	Yds.	Avg.	Long	I20	TB
Joe Doyle	4	185	46.2	57	2	1

FIELD GOALS	Att.	Made	Long	KICKS
Brent Cimaglia	2	2	49	49 made; 22 made

ALL RETURNS	Punts			Kickoffs			Intercepted		
	No.	Yds.	Lg.	No.	Yds.	Lg.	No.	Yds.	Lg.
Trevon Flowers	0	0	0	0	0	0	1	14	14
Kenneth George	0	0	0	0	0	0	1	24	24
Marquez Callaway	1	13	13	0	0	0	0	0	0
Nigel Warrior	0	0	0	0	0	0	1	-3	0
Ty Chandler	0	0	0	1	14	14	0	0	0

Tennessee Tops MSU, 20-10, in Rare Knoxville Trip

Playing its first game in Neyland Stadium since 2008, MSU struggled offensively in a 20-10 loss to Tennessee on Saturday morning. The Bulldogs trailed 10-3 at the half. **Jace Christmann** provided MSU with its lone points of the first half, drilling a 51-yard field goal that bounced off the crossbar and through midway through the second quarter. The Bulldogs erased Tennessee drives in the red zone as **Cameron Dantzler** picked off Brian Maurer's pass in the end zone with 11:06 in the first quarter followed by **Brian Cole II's** pick in the end zone with 2:19 in the second quarter. **Tommy Stevens** got the start at quarterback from MSU but was spelled by true freshman **Garrett Shrader** to start the second half. Shrader completed the game and was effective, finishing 5-of-10 for 79 yards through the air. He connected with **Dedrick Thomas** on a 17-yard strike to complete an eight-play, 90-yard drive with 8:27 to play in the game. Shrader extended the drive with a gritty 12-yard run on fourth down. He finished with 62 rushing yards. The Vols put the game out of reach on a 39-yard touchdown pass down the sideline with 2:35 to go, which culminated a 90-yard drive. **Erroll Thompson** notched a game-high 13 tackles, including one for loss. Cole, **Lee Autry** and **Kobe Jones** each added a tackle for loss.

Mississippi State	0	3	0	7	- 10
Tennessee	7	3	3	7	- 20

1st	04:56	UT	Tim Jordan 15 yd run (Brent Cimaglia kick)
2nd	07:40	MSU	Jace Christmann 51 yd field goal
	00:00	UT	Brent Cimaglia 49 yd field goal
3rd	06:12	UT	Brent Cimaglia 22 yd field goal
4th	08:27	MSU	Dedrick Thomas 17 yd pass from Garrett Shrader (Jace Christmann kick)
	02:35	UT	Tyler Byrd 39 yd pass from Jarrett Guarantano (Brent Cimaglia kick)

Team Stats

	MSU	UT
FIRST DOWNS	20	14
Rushing	10	7
Passing	8	7
Penalty	2	0
NET YARDS RUSHING	121	190
Rushing Attempts	37	44
Average Per Rush	3.3	4.3
NET YARDS PASSING	146	167
Completions-Attempts-Int	11-21-3	10-14-2
Average Per Attempt	7.0	11.9
Average Per Completion	13.3	16.7
TOTAL OFFENSE YARDS	267	357
Total offense plays	58	58
Average Gain Per Play	4.6	6.2
Fumbles: Number-Lost	1-0	0-0
Penalties: Number-Yards	4-15	3-34
PUNTS-YARDS	4-173	4-185
KICKOFFS-YARDS	3-176	4-260
Punt returns: Number-Yards-TD	0-0-0	1-13-0
Kickoff returns: Number-Yds-TD	1-9-0	1-14-0
Interceptions: Number-Yds-TD	2-0-0	3-35-0
Fumble Returns: Number-Yds-TD	0-0-0	0-0-0
Possession Time	26:58	33:02
Third-Down Conversions	5 of 12	7 of 15
Fourth-Down Conversions	1 of 1	0 of 0
Red-Zone Scores-Chances	1-2	2-4
Sacks By: Number-Yards	1-5	7-33
PAT Kicks	1-1	2-2
Field Goals	1-2	2-2
Points off turnovers	0	3

GAME 7

#2/3 LSU
MSU

36
13

Oct. 19, 2019
Davis Wade Stadium
Starkville, Miss.
59,282

LSU

RUSHING	Att.	Gain	Lost	Net	TD	Long	Avg.
C. Ed.-Helaire	11	55	2	53	0	17	4.8
Ty Davis-Price	6	49	0	49	0	19	8.2
John Emery Jr.	2	0	1	-1	0	0	-0.5
Team	2	0	4	-4	0	0	-2.0
Joe Burrow	4	11	22	-11	0	11	-2.8

PASSING	Com	Att	Int	Yds	TD	Long	Sacks
Joe Burrow	25	32	0	327	4	60	3
Myles Brennan	0	3	0	0	0	0	0

RECEIVING	No.	Yds.	TD	Long
Justin Jefferson	8	89	1	19
Ja'Marr Chase	5	48	1	18
Racey McMath	3	76	1	60
Thaddeus Moss	3	48	0	24
C. Ed.-Helaire	2	15	0	8
Steph. Sullivan	2	9	0	6
Derrick Dillon	1	37	1	37
Ty Davis-Price	1	5	0	5

PUNTING	No.	Yds.	Avg.	Long	I20	TB
Z.Von Rosenberg	5	233	46.6	57	2	1

FIELD GOALS	Att.	Made	Long	KICKS
Cade York	3	3	25	made 20; made 23; made 25

ALL RETURNS	Punts			Kickoffs			Intercepted		
	No.	Yds.	Lg.	No.	Yds.	Lg.	No.	Yds.	Lg.
C. Ed.-Helaire	0	0	0	2	24	22	0	0	0
JaCoby Stevens	0	0	0	0	0	0	1	9	9
Derek Stingley	1	2	2	0	0	0	0	0	0
Kristian Fulton	0	0	0	0	0	0	1	0	0

Mississippi State

RUSHING	Att.	Gain	Lost	Net	TD	Long	Avg.
Garrett Shrader	19	72	6	66	1	12	3.5
Kylin Hill	15	41	7	34	0	11	2.3
Dedrick Thomas	1	5	0	5	0	5	5.0
Nick Gibson	2	1	4	-3	0	1	-1.5

PASSING	Com	Att	Int	Yds	TD	Long	Sacks
Garrett Shrader	17	28	2	238	1	29	2

RECEIVING	No.	Yds.	TD	Long
Stephen Guidry	6	98	1	24
Isaiah Zuber	3	53	0	29
Dedrick Thomas	3	31	0	17
L. Witherspoon	2	16	0	12
Nick Gibson	1	24	0	24
Farrod Green	1	11	0	11
Kylin Hill	1	5	0	5

PUNTING	No.	Yds.	Avg.	Long	I20	TB
Tucker Day	5	214	42.8	70	1	1

FIELD GOALS	Att.	Made	Long	KICKS
--	--	--	--	--

ALL RETURNS	Punts			Kickoffs			Intercepted		
	No.	Yds.	Lg.	No.	Yds.	Lg.	No.	Yds.	Lg.
Isaiah Zuber	0	0	0	1	28	28	0	0	0
Malik Dear	2	3	7	0	0	0	0	0	0

MSU Falls To #2 LSU in Home CBS Contest, 36-13

With CBS making its first appearance in Davis Wade Stadium since 2015, No. 2 LSU jumped out to a 22-7 halftime lead and took advantage of three Mississippi State turnovers as the Bulldogs fell 36-13. MSU's defense did hold the Tigers' high-powered No. 1 offense to season lows in points (36) and total yards (413). State was within striking distance in the first half following **Garrett Shrader's** 12-yard TD run with 5:24 to go in the second quarter. Shrader, a true freshman making his second career start, accounted for 304 yards of total offense and two touchdowns on the day, throwing for a season-best 238 yards. He was State's leading rusher with 66 yards. MSU's defense limited LSU scoring drives to three field goals in the first two quarters, but the Tigers finished with two touchdowns in the final 5:05 of the first half. **Stephen Guidry** had his best game of the season, making six catches for 98 yards and one touchdown. Shrader found him on a 24-yard touchdown pass in the fourth quarter that capped a seven-play, 90-yard drive. **Martin Emerson**, another true freshman, got his first career start in place of an injured **Maurice Smitherman**. Seven Bulldogs accounted for at least 0.5 tackles for loss. **Jaquarius Landrews** turned in a team-high eight tackles. **Chauncey Rivers** collected a career-high 1.5 sacks, and C.J. Morgan registered a career-high four pass breakups.

LSU	3	19	14	0	- 36
Mississippi State	0	7	0	6	- 13

1st	07:52	LSU	Cade York 20 yd field goal
2nd	12:27	LSU	Cade York 23 yd field goal
	08:33	LSU	Cade York 25 yd field goal
	05:24	MSU	Garrett Shrader 12 yd run (Jace Christmann kick)
	05:07	LSU	Racey McMath 60 yd pass from Joe Burrow (Cade York kick failed)
	00:50	LSU	Ja'Marr Chase 8 yd pass from Joe Burrow (Cade York kick)
3rd	10:36	LSU	Derrick Dillon 37 yd pass from Joe Burrow (Cade York kick)
	05:36	LSU	Justin Jefferson 18 yd pass from Joe Burrow (Cade York kick)
4th	00:59	MSU	Stephen Guidry 24 yd pass from Garrett Shrader (Garrett Shrader pass failed)

Team Stats

	LSU	MSU
FIRST DOWNS	21	21
Rushing	8	5
Passing	10	12
Penalty	3	4
NET YARDS RUSHING	86	102
Rushing Attempts	25	37
Average Per Rush	3.4	2.8
NET YARDS PASSING	327	238
Completions-Attempts-Int	25-35-0	17-28-2
Average Per Attempt	9.3	8.5
Average Per Completion	13.1	14.0
TOTAL OFFENSE YARDS	413	340
Total offense plays	60	65
Average Gain Per Play	6.9	5.2
Fumbles: Number-Lost	1-0	1-1
Penalties: Number-Yards	7-88	13-109
PUNTS-YARDS	5-233	5-214
KICKOFFS-YARDS	8-518	3-179
Punt returns: Number-Yards-TD	1-2-0	2-3-0
Kickoff returns: Number-Yds-TD	2-24-0	1-28-0
Interceptions: Number-Yds-TD	2-9-0	0-0-0
Fumble Returns: Number-Yds-TD	1-1-0	0-0-0
Possession Time	25:39	34:21
Third-Down Conversions	3 of 11	3 of 12
Fourth-Down Conversions	0 of 0	0 of 2
Red-Zone Scores-Chances	5-5	1-1
Sacks By: Number-Yards	2-6	3-22
PAT Kicks	3-4	1-1
Field Goals	3-3	0-0
Points off turnovers	10	0

GAME 8

MSU
Texas A&M

30
49

Oct. 26, 2019
Kyle Field
College Station, Texas
102,025

Mississippi State

RUSHING	Att.	Gain	Lost	Net	TD	Long	Avg.
Kylin Hill	21	151	1	150	1	39	7.1
Garrett Shrader	14	79	15	64	0	14	4.6
Nick Gibson	3	25	0	25	0	8	8.3

PASSING	Com	Att	Int	Yds	TD	Long	Sacks
Garrett Shrader	13	30	1	194	3	38	2

RECEIVING	No.	Yds.	TD	Long
Isaiah Zuber	3	58	2	38
Dedrick Thomas	3	43	0	25
Stephen Guidry	2	59	1	32
Farrod Green	2	23	0	19
Austin Williams	1	10	0	10
Osirus Mitchell	1	9	0	9
Kylin Hill	1	-8	0	0

PUNTING	No.	Yds.	Avg.	Long	I20	TB
Tucker Day	3	134	44.7	50	0	0

FIELD GOALS	Att.	Made	Long	KICKS
Jace Christmann	1	1	33	made 33

ALL RETURNS	Punts			Kickoffs			Intercepted		
	No.	Yds.	Lg.	No.	Yds.	Lg.	No.	Yds.	Lg.
Isaiah Zuber	1	2	0	4	80	23	0	0	0
Lee Witherspoon	0	0	0	1	15	15	0	0	0

Texas A&M

RUSHING	Att.	Gain	Lost	Net	TD	Long	Avg.
Isaiah Spiller	22	93	3	90	1	24	4.1
Kellen Mond	9	76	0	76	2	25	8.4
C Richardson	6	28	0	28	1	13	4.7
Connor Blumrick	2	13	0	13	0	11	6.5

PASSING	Com	Att	Int	Yds	TD	Long	Sacks
Kellen Mond	17	23	0	234	3	52	0

RECEIVING	No.	Yds.	TD	Long
Quartney Davis	5	57	0	21
Jhamon Ausbon	4	55	1	19
Kendrick Rogers	4	44	1	16
J Wydermyer	2	63	1	52
Isaiah Spiller	1	13	0	13
Camron Buckley	1	2	0	2

PUNTING	No.	Yds.	Avg.	Long	I20	TB
Braden Mann	3	136	45.3	58	3	0

FIELD GOALS	Att.	Made	Long	KICKS
none				

ALL RETURNS	Punts			Kickoffs			Intercepted		
	No.	Yds.	Lg.	No.	Yds.	Lg.	No.	Yds.	Lg.
Jalen Preston	0	0	0	2	40	20	0	0	0
Devin Morris	0	0	0	0	0	0	1	0	0
Ainias Smith	1	10	10	3	49	21	0	0	0
Ryan Renick	0	0	0	1	11	11	0	0	0

MSU Drops Fourth Straight, 49-30, at Texas A&M

MSU turned it over three times and fell behind by 18 at the half as the Bulldogs lost their fourth consecutive game, 49-30, on Saturday afternoon at Texas A&M. The Bulldogs trailed 14-0 at the end of the first quarter, but Garrett Shrader found Stephen Guidry, who went up and grabbed a beautiful 32-yard pass in the endzone to make it 14-7 with 13:28 to go in the second quarter. MSU went four plays and 75 yards on that scoring drive. However, A&M answered with back-to-back scores to make it 28-7. Jace Christmann, making a return to his home state, drilled a 33-yard field goal just before the end of the first half. The Bulldogs were plagued by injuries going into the game and during the game as starting offensive linemen Stewart Reese and Greg Eiland as well as both starting cornerbacks. True freshmen Jarrion Jones and Martin Emerson made the start at corner. The Bulldogs offense picked up the pace in the second half as Shrader fired two touchdown passes to graduate transfer Isaiah Zuber, who had his best day of the season. Kylin Hill added a 1-yard touchdown run, capping a nine-play, 79-yard drive to start the fourth quarter. Hill finished with a game-high 150 yards on the ground for his fifth 100-yard game of the season. MSU's defense only managed two tackles for loss and no sacks on the day against a high-powered Aggie offense. Brian Cole II finished with a game-high nine tackles and one quarterback hurry, while Jaquarius Landrews collected eight tackles and one QB hurry. Chauncey Rivers and Cameron Young tallied a tackle for loss apiece.

Mississippi State	0	10	7	13	- 30
Texas A&M	14	14	14	7	- 49

1st	06:50	TAMU	Kellen Mond 1 yd run (Seth Small kick)
	00:10	TAMU	Kellen Mond 12 yd run (Seth Small kick)
2nd	13:28	MSU	Stephen Guidry 32 yd pass from Garrett Shrader (Jace Christmann kick)
	10:20	TAMU	Jhamon Ausbon 19 yd pass from Kellen Mond (Seth Small kick)
	05:34	TAMU	Kendrick Rogers 16 yd pass from Kellen Mond (Seth Small kick)
	00:37	MSU	Jace Christmann 33 yd field goal
3rd	13:20	TAMU	J Wydermyer 52 yd pass from Kellen Mond (Seth Small kick)
	07:48	MSU	Isaiah Zuber 14 yd pass from Garrett Shrader (Jace Christmann kick)
	01:17	TAMU	Isaiah Spiller 4 yd run (Seth Small kick)
4th	12:26	MSU	Kylin Hill 1 yd run (Jace Christmann kick)
	05:00	TAMU	C Richardson 2 yd run (Seth Small kick)
	00:49	MS	Isaiah Zuber 38 yd pass from Garrett Shrader (Garrett Shrader pass failed)

Team Stats

	MSU	TAMU
FIRST DOWNS	22	24
Rushing	14	11
Passing	7	13
Penalty	1	0
NET YARDS RUSHING	239	207
Rushing Attempts	38	39
Average Per Rush	6.3	5.3
NET YARDS PASSING	194	234
Completions-Attempts-Int	13-30-1	17-23-0
Average Per Attempt	6.5	10.2
Average Per Completion	14.9	13.8
TOTAL OFFENSE YARDS	433	441
Total offense plays	68	62
Average Gain Per Play	6.4	7.1
Fumbles: Number-Lost	3-2	0-0
Penalties: Number-Yards	5-25	5-45
PUNTS-YARDS	3-134	3-136
KICKOFFS-YARDS	6-333	8-503
Punt returns: Number-Yards-TD	1-2-0	1-10-0
Kickoff returns: Number-Yds-TD	5-95-0	6-100-0
Interceptions: Number-Yds-TD	0-0-0	1-0-0
Fumble Returns: Number-Yds-TD	0-0-0	0-0-0
Possession Time	28:12	31:48
Third-Down Conversions	4 of 11	8 of 11
Fourth-Down Conversions	2 of 2	0 of 0
Red-Zone Scores-Chances	4-4	6-6
Sacks By: Number-Yards	0-0	2-15
PAT Kicks	3-3	7-7
Field Goals	1-1	0-0
Points off turnovers	0	21



JACE CHRISTMANN

Kicker
Junior • 6-0 • 200
Houston, Texas (Memorial)
Major: Petroleum Engineering

47


- Walk-on kicker who has solidified himself as one of the best at his position in the SEC
- Earned 2017 Freshman All-America and All-SEC honors with his accuracy
- For his career, is 29-of-37 on field goals and 102-of-103 on PATs
- Career-long field goal made is 51 yards
- His career field goal percentage of .784 is second in MSU career history behind only Brent Smith (2002-03, .800)
- Seventh in program history with 29 career field goals made, one shy of tying for sixth
- Ranks second in program history in career PATs made with 102 and is two shy of tying Westin Graves for the school record of 104
- Tied then career high with a 47-yard FG early in the fourth quarter **vs. Kansas State (9/14)**
- He also hit a pair of 47-yarders during the Auburn and Louisiana Tech games last season
- His streak of consecutive made PATs came to a close **at #7 Auburn (9/28)** with 95 consecutive PATs made, an MSU career record
- Converted a career-long 51-yard FG attempt in the second quarter **at Tennessee (10/12)**, the first 50+ yard FG made by an MSU player since 2002
- In return to home state of Texas, drilled a 33-yard field goal in the second quarter **at Texas A&M (10/26)** and became just the second player in MSU history to convert over 100 PATs in a career with three on the day

CHRISTMANN'S CAREER KICKING STATS

YEAR	G	ALL	1-19	20-29	30-39	40-49	50+	LG	BLK	PAT
2017	13	12-14	0-0	6-6	3-3	3-5	0	45	0	42-42
2018	13	12-16	2-2	2-2	4-5	4-7	0	47	0	41-41
2019	7	5-7	0-0	1-1	2-3	1-2	1	51	0	19-20
TOTAL	33	29-37	2-2	9-9	9-11	8-14	1	51	0	102-103

CHRISTMANN'S 2019 GAME-BY-GAME KICKING STATS

OPPONENT	MADE	MISSED	PAT
at Louisiana		---DNP---	
Southern Miss	30	43	5-5
Kansas State	47	---	3-3
Kentucky	---	---	4-4
at Auburn	27	---	2-3
at Tennessee	51	36	1-1
LSU	---	---	1-1
at Texas A&M	33	---	3-3
at Arkansas			
Alabama			
Abilene Christian			
Ole Miss			
TOTAL	5-7	2	19-20



BRIAN COLE II

Safety
Senior • 6-2 • 210
Saginaw, Mich. (East Mississippi CC)
Major: Communications



32

- Senior Bowl Watch List
- Athletic starting safety in his third season with the program
- Also sees action as a returner on special teams
- Voted a 2019 team captain by his teammates
- An SEC graduate, who earned his degree in interdisciplinary studies in May
- Saw his first career action in 2018 after redshirting in 2017
- Missed the majority of the 2018 season due to upper-body injury
- Played in 13 career contests with 12 starts
- Recorded 57 career tackles, including 10 TFLs and 3.0 sacks
- Leads all SEC DBs with seven tackles for loss and ranks tied for ninth overall in league in TFLs in 2019
- Recovered a fumble at MSU's 48-yard line **vs. Louisiana (8/31)** for the first FR of his career
- Recorded a sack for a 7-yard loss in the second quarter **vs. Southern Miss (9/7)**
- It was his second career sack and first since Sept. 8, 2018 at Kansas State
- Led MSU's defense in the first half against Southern Miss with six tackles, closing the game tied for the team lead with seven total
- Finished the game against USM with seven tackles and a career-best TFLs (2.5) and sacks (1)
- Recorded a TFL for the third straight game with 2.0, including one sack for the second straight week, **vs. Kansas State (9/14)**
- Also forced the first fumble of his career with his strip sack against Kansas State
- Recorded the second interception of his career, picking off a pass in the end zone during the second quarter **at Tennessee (10/12)**
- It was his first interception since last season at Kentucky on Sept. 22, 2018
- Tied a then-career high with seven tackles **vs. #2 LSU (10/19)**, including 0.5 for loss and five solo
- Followed LSU performance up with a career-best and game-high nine tackles **at Texas A&M (10/26)** along with one QB hurry ... Six of his tackles were of the solo variety

COLE'S CAREER DEFENSIVE STATS

YEAR	G/S	UA	A	TT	TFL-YDS	SACKS-YDS	INT	PBU	FF	FR
2018	5/4	5	6	11	3.0-7	1.0-1	1	0	0	0
2019	8/8	32	14	46	7.0-27	2.0-17	1	1	1	1
TOTAL	13/12	37	20	57	10.0-34	3.0-18	2	1	1	1

COLE'S 2019 GAME-BY-GAME DEFENSIVE STATS

OPPONENT	G/S	UA	A	TT	TFL-YDS	SACKS-YDS	INT	PBU	FF	FR
at Louisiana	1/1	3	0	3	1.0-3	0-0	0	0	0	1
Southern Miss	1/1	5	2	7	2.5-10	1-7	0	0	0	0
Kansas State	1/1	4	2	6	2.0-12	1-10	0	0	1	0
Kentucky	1/1	2	3	5	0.0-0	0-0	0	1	0	0
at Auburn	1/1	4	0	4	0.0-0	0-0	0	0	0	0
at Tennessee	1/1	3	2	5	1.0-2	0-0	1	0	0	0
LSU	1/1	5	2	7	0.5-0	0-0	0	0	0	0
at Texas A&M	1/1	6	3	9	0.0-0	0-0	0	0	0	0
at Arkansas										
Alabama										
Abilene Christian										
Ole Miss										
TOTAL	8/8	32	14	46	7.0-27	2-17	1	1	1	1



JADEN CRUMEDY

Defensive Tackle
Redshirt Freshman • 6-5 • 300
Hattiesburg, Miss. (Oak Grove)
Major: Undeclared

84

- Talented defensive tackle who is in his second year with the program
- Saw action in two contests as a true freshman before redshirting
- Played in 10 career games with five starts
- Recorded 12 career tackles, including 1.0 for loss
- Made his first start at defensive tackle **vs. Louisiana (8/31)** and collected three solo stops
- Matched his career high with three tackles **at #7 Auburn (9/28)**, including the first tackle for loss of his career
- Enters the Arkansas game with a tackle in four straight games

CRUMEDY'S CAREER DEFENSIVE STATS

YEAR	G/S	UA	A	TT	TFL-YDS	SACKS-YDS	INT	PBU	FF	FR
2018	2/0	0	0	0	0-0	0-0	0	0	0	0
2019	8/5	6	6	12	1.0-1	0-0	0	0	0	0
TOTAL	10/5	6	6	12	1.0-1	0-0	0	0	0	0

CRUMEDY'S 2019 GAME-BY-GAME DEFENSIVE STATS

OPPONENT	G/S	UA	A	TT	TFL-YDS	SACKS-YDS	INT	PBU	FF	FR
at Louisiana	1/1	3	0	3	0.0-0	0-0	0	0	0	0
Southern Miss	1/0	0	1	1	0.0-0	0-0	0	0	0	0
Kansas State	1/1	0	2	2	0.0-0	0-0	0	0	0	0
Kentucky	1/0	0	0	0	0.0-0	0-0	0	0	0	0
at Auburn	1/1	3	0	3	1.0-1	0-0	0	0	0	0
at Tennessee	1/0	0	1	1	0.0-0	0-0	0	0	0	0
LSU	1/1	0	1	1	0.0-0	0-0	0	0	0	0
at Texas A&M	1/1	0	1	1	0.0-0	0-0	0	0	0	0
at Arkansas										
Alabama										
Abilene Christian										
Ole Miss										
TOTAL	8/5	6	6	12	1.0-1	0-0	0	0	0	0



CAMERON DANTZLER

Cornerback
Junior • 6-2 • 185
Hammond, La. (St. Thomas Aquinas)
Major: Human Development/Family Sciences

3

- Bednarik Award Watch List
- Jim Thorpe Award Watch List
- Nagurski Trophy Watch List
- Preseason Second Team All-American (Lindy's Sports)
- Preseason Fourth Team All-American (Phil Steele, Athlon Sports)
- Preseason Second Team All-SEC (Media, Coaches, PFF, Athlon Sports, Phil Steele)
- Lockdown corner who is in his second season as a starter
- Saw his first career action in 2017 after redshirting in 2016
- Played in 32 career games with 19 starts
- Recorded 91 career tackles, including 4.5 TFLs
- Produced five career interceptions and 23 passes defended
- Leads MSU in passes defended this season with eight (2 INT; 6 PBU)
- According to PFF, has allowed a passer rating of 36.4 (only 1 TD allowed), which ranks No. 2 in the SEC since the start of the 2017 season behind only Georgia's Deandre Baker
- According to PFF, owns the No. 1 overall grade (88.6) among SEC CBs in 2019
- Recorded an interception on **Louisiana's (8/31)** first offensive play of the game
- Matched career high with seven tackles against the Ragin' Cajuns and added the first fumble recovery of his career
- Did not see action **vs. Kansas State (9/14)** due to a lower-body injury
- Matched career high with three PBUs **vs. Kentucky (9/21)** and added five total tackles
- Collected his second interception of the season, picking off a pass in the corner of the end zone on **Tennessee's (10/12)** first possession of the game to eliminate a drive
- Tied a career high with seven tackles, including his first sack of the season early in the third quarter against **#2 LSU (10/19)**
- Also forced his first career fumble on that sack, when he took down Joe Burrow
- Missed the **Texas A&M (10/26)** game due to an upper body injury

DANTZLER'S CAREER DEFENSIVE STATS

YEAR	G/S	UA	A	TT	TFL-YDS	SACKS-YDS	INT	PBU	FF	FR
2017	13/0	15	10	25	2-9	0-0	1	3	0	0
2018	13/13	32	11	43	2-12	1-9	2	9	0	0
2019	6/6	17	6	23	0.5-4	0.5-4	2	6	1	1
TOTAL	32/19	64	27	91	4.5-25	1.5-13	5	18	1	1

DANTZLER'S 2019 GAME-BY-GAME DEFENSIVE STATS

OPPONENT	G/S	UA	A	TT	TFL-YDS	SACKS-YDS	INT	PBU	FF	FR
at Louisiana	1/1	7	0	7	0.0-0	0-0	1	0	0	1
Southern Miss	1/1	1	0	1	0.0-0	0-0	0	1	0	0
Kansas State					---DNP---					
Kentucky	1/1	4	1	5	0.0-0	0-0	0	3	0	0
at Auburn	1/1	1	0	1	0.0-0	0-0	0	0	0	0
at Tennessee	1/1	1	1	2	0.0-0	0-0	1	0	0	0
LSU	1/1	3	4	7	0.5-4	0.5-4	0	2	1	0
at Texas A&M					---DNP---					
at Arkansas										
Alabama										
Abilene Christian										
Ole Miss										
TOTAL	6/6	17	6	23	0.5-4	0.5-4	2	6	1	1



TUCKER DAY

Punter
Sophomore • 6-0 • 210
Brentwood, Tenn. (Brentwood)
Major: Marketing

37

- Versatile specialist that serves as the primary punter and is also in the mix for kickoff duties
- Recorded 78 career punts for 3,208 yards and a 41.1 average, which is the eighth-best mark in school history
- Longest punt of his career is 70 yards, which he has achieved twice
- Averaging 43.8 yards per punt in 2019, which is eighth in the SEC and 35th nationally
- Averages 63.1 yards per kickoff for his career, including 62.6 in 2019 on eight attempts
- Downed both of his fourth-quarter punts **vs. Louisiana (8/31)** at the 1-yard-line
- First two punts **vs. Southern Miss (9/7)** were both downed inside the 10-yard line
- Boomed a 55-yard punt during the fourth quarter **vs. Kansas State (9/14)**
- Punted three times for 147 yards, including a 50-yarder, to average 49.0 yards per punt **vs. Kentucky (9/21)**
- Averaged 42.6 yards on five punts against **#2 LSU (10/19)**, including a booming 70-yarder in the third quarter that tied his career high
- Averaged 44.7 yards on three punts **at Texas A&M (10/26)**, including his seventh 50-yarder of the year ... Also kicked off three times, averaging 60.3 ypk against the Aggies
- Has booted a 50-plus yarder in three straight games and six out of eight games this season

DAY'S CAREER PUNTING STATS

YEAR	G	NO	YDS	LG	AVG	I20	50+
2017	2	0	0	0	0.0	0	0
2018	13	47	1851	70	39.4	13	4
2019	8	31	1357	70	43.8	7	7
TOTAL	23	78	3208	70	41.1	20	11

DAY'S 2019 GAME-BY-GAME PUNTING STATS

OPPONENT	NO	YDS	LG	AVG	I20
Louisiana	2	80	42	40.0	2
Southern Miss	4	199	59	49.8	3
Kansas State	6	242	55	40.3	0
Kentucky	3	147	50	49.0	0
at Auburn	4	168	45	42.0	1
at Tennessee	4	173	56	43.2	0
LSU	5	214	70	42.8	1
at Texas A&M	3	134	50	44.7	0
at Arkansas					
Alabama					
Abilene Christian					
Ole Miss					
TOTAL	31	1357	70	43.8	7



MALIK DEAR

Wide Receiver
Senior • 5-9 • 220
Jackson, Miss. (Murrah)
Major: Workforce Education Leadership



9

- Veteran wide receiver in his fourth season with the program
- Also sees action as a returner on special teams and as a backup running back
- An SEC graduate, who earned his degree in kinesiology last December
- Saw his first career action in 2015 and redshirted the 2017 season due to an ACL injury
- Played in 42 games with nine starts and accounted for six touchdowns
- Returned a punt 40 yards to **Louisiana's (8/31)** 12-yard line at the 13:14 mark in the fourth quarter to set up an MSU score the following play
- The 40-yard punt return was the longest return of his career
- Caught his first passes of the season **vs. Kentucky (9/21)** for 28 total yards and also lined up at running back for one rushing attempt against the Wildcats

DEAR'S CAREER RECEIVING STATS

YEAR	G/S	REC	YDS	AVG	TD	LP/OPPONENT
2015	11/0	22	217	9.9	2	27/LA TECH
2016	12/9	23	264	11.5	2	33/SAMFORD
2018	11/0	1	12	12.0	0	12/LOUISIANA
2019	8/0	2	28	12.0	0	20/KENTUCKY
TOTAL	42/9	48	521	10.9	4	33/SAMFORD

DEAR'S CAREER PUNT RETURN STATS

YEAR	G/S	PR	YDS	AVG	LG	TD
2015	11/0	1	7	7.0	7	0
2016	12/9	0	0	0.0	0	0
2018	11/0	3	9	3.0	9	0
2019	8/0	6	52	8.7	40	0
TOTAL	42/9	10	68	6.8	40	0

DEAR'S 2019 GAME-BY-GAME RECEIVING STATS

OPPONENT	G/S	REC	YDS	AVG	TD	LG
Louisiana	1/0	0	0	0.0	0	0
Southern Miss	1/0	0	0	0.0	0	0
Kansas State	1/0	0	0	0.0	0	0
Kentucky	1/0	2	28	14.0	0	20
at Auburn	1/0	0	0	0.0	0	0
at Tennessee	1/0	0	0	0.0	0	0
LSU	1/0	0	0	0.0	0	0
at Texas A&M	1/0	0	0	0.0	0	0
at Arkansas						
Alabama						
Abilene Christian						
Ole Miss						
TOTAL	8/0	2	28	14.0	0	20



MARTIN EMERSON JR.

Cornerback
Freshman • 6-2 • 195
Pensacola, Fla. (Pine Forest)
Major: Undeclared

1

- A physical playmaker with quality size and speed
- Appeared in eight games with two starts as a true freshman for the Bulldogs
- Made collegiate debut **vs. Louisiana (8/31)** and collected one tackle
- Notched his first career INT in the fourth quarter **vs. Southern Miss (9/7)**, returning the pick 45 yards to set up an MSU touchdown
- First Bulldog true freshman to record an interception since 2012 Jim Thorpe Award winner Johnthan Banks did so in 2009
- Turned in solid performance **at #7 Auburn (9/8)**, totaling a career-high six tackles and his first tackle for loss as a Bulldog
- Made his first career start in place of an injured Maurice Smitherman **vs. #2 LSU (10/19)** and notched five tackles
- In his first career SEC road start **at Texas A&M (10/26)**, collected two tackles

EMERSON'S CAREER DEFENSIVE STATS

YEAR	G/S	UA	A	TT	TFL-YDS	SACKS-YDS	INT	PBU	FF	FR
2019	8/2	9	10	19	1.0-1	1.0-0	1-45	1	0	0
TOTAL	8/2	9	10	19	1.0-1	1.0-0	1-45	1	0	0

EMERSON'S 2019 GAME-BY-GAME DEFENSIVE STATS

OPPONENT	G/S	UA	A	TT	TFL-YDS	SACKS-YDS	INT	PBU	FF	FR
at Louisiana	1/0	1	0	1	0.0-0	0-0	0	0	0	0
Southern Miss	1/0	0	0	0	0.0-0	0-0	1	1	0	0
Kansas State	1/0	1	1	2	0.0-0	0-0	0	0	0	0
Kentucky	1/0	1	1	2	0.0-0	0-0	0	0	0	0
at Auburn	1/0	4	2	6	1.0-1	0-0	0	0	0	0
at Tennessee	1/0	0	1	1	0.0-0	0-0	0	0	0	0
LSU	1/1	1	4	5	0.0-0	0-0	0	0	0	0
at Texas A&M	1/1	1	1	2	0.0-0	0-0	0	0	0	0
at Arkansas										
Alabama										
Abilene Christian										
Ole Miss										
TOTAL	8/2	9	10	19	1.0-1	0-0	1	1	0	0



CAMERON GARDNER

Wide Receiver
Redshirt Freshman • 6-4 • 220
Starkville, Miss. (Starkville)
Major: Undeclared

18

- Sure-handed receiver in his second season with the program
- Played in 11 career games with one start
- Made the first start of his collegiate career **vs. Louisiana (8/31)**
- Recorded a 7-yard reception, the first of his career, **vs. Southern Miss (9/7)**

GARDNER'S CAREER RECEIVING STATS

YEAR	G/S	REC	YDS	AVG	TD	LP/OPPONENT
2018	3/0	0	0	0.0	0	N/A
2019	8/1	1	7	7.0	0	7/USM
TOTAL	11/1	1	7	7.0	0	7/USM

GARDNER'S 2019 GAME-BY-GAME RECEIVING STATS

OPPONENT	G/S	REC	YDS	AVG	TD	LG
at Louisiana	1/1	0	0	0.0	0	0
Southern Miss	1/0	1	7	7.0	0	7
Kansas State	1/0	0	0	0.0	0	0
Kentucky	1/0	0	0	0.0	0	0
at Auburn	1/0	0	0	0.0	0	0
at Tennessee	1/0	0	0	0.0	0	0
LSU	1/0	0	0	0.0	0	0
at Texas A&M	1/0	0	0	0.0	0	0
at Arkansas						
Alabama						
Abilene Christian						
Ole Miss						
Louisiana						
TOTAL	8/1	1	7	7.0	0	7



NICK GIBSON

Running Back
Senior • 5-11 • 215
Birmingham, Ala. (Pinson Valley)
Major: Kinesiology

21

- Senior running back who serves as the primary backup to Kylin Hill
- Saw his first career action in 2016 after redshirting in 2015
- Appeared in 31 contests with one career start
- For his career, recorded 585 rushing yards with four touchdowns, averaging 14.0 yp game
- Scored third career rushing TD on an 8-yard run in the second quarter **vs. Louisiana (8/31)**
- It was his first score on the ground since Nov. 17, 2018 vs. Arkansas
- Added his second rushing touchdown of the season and his fourth of his career going untouched on a 13-yard rush during the second quarter **vs. Southern Miss (9/7)**
- Did not see action **vs. Kansas State (9/14)** and **vs. Kentucky (9/21)** due to a lower-body injury
- Hauled in a career-long 24 yard catch in the second quarter **vs. #2 LSU (10/19)**

GIBSON'S CAREER RUSHING/RECEIVING STATS

YEAR	G/S	RUSH	YDS	AVG	TD	LG	REC	YDS	AVG	TD	LG
2016	3/0	9	57	6.3	0	14	0	0	0.0	0	0
2017	13/1	45	239	5.3	1	39	3	25	8.3	0	12
2018	9/0	27	205	7.6	1	62	5	36	7.2	0	12
2019	6/0	15	84	5.6	2	19	1	24	24.0	0	24
Total	31/1	96	585	6.1	4	62	9	85	9.4	0	24

GIBSON'S 2019 GAME-BY-GAME RUSHING/RECEIVING STATS

OPPONENT	G/S	RUSH	YDS	AVG	TD	LG	REC	YDS	AVG	TD	LG
at Louisiana	1/0	2	27	13.5	1	19	0	0	0.0	0	0
Southern Miss	1/0	5	31	6.2	1	13	0	0	0.0	0	0
Kansas State							---DNP---				
Kentucky							---DNP---				
at Auburn	1/0	1	-1	-1.0	0	0	0	0	0.0	0	0
at Tennessee	1/0	2	5	2.5	0	4	0	0	0.0	0	0
LSU	1/0	2	-3	-1.5	0	1	1	24	24.0	0	24
at Texas A&M	1/0	3	25	8.3	0	0	0	0	0.0	0	0
at Arkansas											
Alabama											
Abilene Christian											
Ole Miss											
TOTAL	6/0	15	84	5.6	2	19	1	24	24.0	0	24



FARROD GREEN

Tight End
Senior • 6-4 • 240
Wesson, Miss. (Wesson Attendance Center)
Major: Human Development/Family Sciences

82

- John Mackey Award Watch List
- Hard-nosed and experienced tight end who is in his fifth season
- Saw his first career action in 2016 after redshirting in 2015
- Punishing blocker and because of his physical ability, has also seen action on special teams
- Played in 46 career games with 29 starts
- Collected 43 career receptions for 524 yards and one touchdown
- Recorded three receptions for 36 yards **vs. Kentucky (9/21)** for his first multi-reception game of his senior season
- Hauled in a 47-yard completion from Garrett Shrader late in the second quarter **at #7 Auburn (9/28)**, the Bulldogs' longest passing play from scrimmage this season
- Equaled a career high in catches (3) and set a career high in receiving yards (69) at Auburn
- Eclipsed the 500-yard receiving mark for his career with an 11-yard catch **vs. #2 LSU (10/19)** in the second quarter
- Made two grabs for 23 yards **at Texas A&M (10/26)**, including a 19-yarder that set up a field goal
- Enters Arkansas game with a catch in six straight contests

GREEN'S CAREER RECEIVING STATS

YEAR	G/S	REC	YDS	AVG	TD	LP/OPPONENT
2016	12/8	11	121	11.0	1	18/ALABAMA
2017	13/13	9	174	19.3	0	62/CSU
2018	13/0	11	81	7.4	0	13/AUBURN
2019	8/8	12	148	12.3	0	47/AUBURN
TOTAL	46/29	43	524	12.2	1	62/CSU

GREEN'S 2019 GAME-BY-GAME RECEIVING STATS

OPPONENT	G/S	REC	YDS	AVG	TD	LG
at Louisiana	1/1	1	3	3.0	0	3
Southern Miss	1/1	0	0	0.0	0	0
Kansas State	1/1	1	13	13.0	0	13
Kentucky	1/1	3	20	6.7	0	13
at Auburn	1/1	3	69	23.0	0	47
at Tennessee	1/1	1	9	9.0	0	9
LSU	1/1	1	11	11.0	0	11
at Texas A&M	1/1	2	23	11.5	0	19
at Arkansas						
Alabama						
Abilene Christian						
Ole Miss						
TOTAL	8/8	12	148	12.3	0	47



STEPHEN GUIDRY

Wide Receiver
Senior • 6-4 • 200
New Roads, La. (Hinds [MS] CC)
Major: Interdisciplinary studies

1

- Senior Bowl Watch List
- A big-play threat who can stretch the field
- The team leader in receiving yards (440) during his first year with the program in 2018
- Played in 20 career games with 10 starts
- Totaled 710 career receiving yards and seven touchdowns
- 16 of his 18 receptions this season have gone for a first down or touchdown
- Hauled in an 11-yard TD reception in the second quarter **vs. Southern Miss (9/7)**, becoming the third different MSU receiver with a receiving TD this season
- Did not see action **vs. Kentucky (9/21)** due to injury
- Hauled in his second touchdown of the season with a 9-yard catch from Garrett Shrader in the first quarter **at #7 Auburn (2/28)**
- Caught two passes for 36 total yards and tied his season long with a 19-yard reception **at Tennessee (10/12)**
- Breakout game **vs. #2 LSU (10/19)**, catching a career-high six passes for a team-leading 98 yards and one touchdown ... The 98 receiving yards were a single-game high for an MSU player this season ... TD was on a 24-yard strike that accounted for the Bulldogs' final score
- Provided arguably the best catch of his career, going up in the endzone for a 32-yard TD reception - his longest of the season - in the second quarter **at Texas A&M (10/26)** ... Finished the game with two receptions for 59 yards
- Enters the Arkansas game with a TD catch in back-to-back games and three out of his last four contests

GUIDRY'S CAREER RECEIVING STATS

YEAR	G/S	REC	YDS	AVG	TD	LP/OPPONENT
2018	13/5	19	440	23.2	3	84/TEXAS A&M
2019	7/5	18	270	15.0	4	32/TEXAS A&M
TOTAL	20/10	37	710	19.2	7	84/TEXAS A&M

GUIDRY'S 2019 GAME-BY-GAME RECEIVING STATS

OPPONENT	G/S	REC	YDS	AVG	TD	LG
Louisiana	1/0	4	36	9.0	0	19
Southern Miss	1/1	3	32	10.7	1	11
Kansas State	1/1	0	0	0.0	0	0
Kentucky		---	DNP---			
at Auburn	1/1	1	9	9.0	1	9
at Tennessee	1/0	2	36	18.0	0	19
LSU	1/1	6	98	16.3	1	24
at Texas A&M	1/1	2	59	29.5	1	32
at Arkansas						
Alabama						
Abilene Christian						
Ole Miss						
TOTAL	7/5	18	270	15.0	4	32



KYLIN HILL

Running Back
Junior • 5-11 • 215
Columbus, Miss. (Columbus)
Major: Psychology

8

- Maxwell Award and Doak Walker Award Watch Lists
- Preseason Third Team All-SEC (Coaches, Athlon Sports, Phil Steele)
- Shifty, powerful running back who is in his second season as a starter
- Appeared in 32 contests with 19 career starts
- Has not fumbled in 350 career carries
- In 2019, leads the SEC in overall rushing yards with 793
- Collected eight career 100-yard rushing contests and needs just one more to enter MSU's career top 10 in 100-yard rushing games ... is currently tied for 12th
- Only player in the nation to go over 100-yards rushing in each of the first four games this season and the first MSU player to accomplish this feat since at least 1990
- Ranks second in the SEC in yards after contact this season with 467
- Totaled 26 rushes of 10+ yards this season, which is tied for the SEC lead and tied for 12th nationally
- Game-high 197 yards rushing on 27 carries and had a rushing TD **vs. Louisiana (8/31)**
- With 123 rushing yards **vs. Southern Miss (9/7)**, joined RB Vick Ballard as the only MSU players with 100+ rushing yards in each of the first two games of a season since 1999
- His 100-yard rushing game snapped Southern Miss' streak of 15 consecutive games without allowing a 100-yard rusher
- Racked up five 15+ yards plays from scrimmage against the Golden Eagles (1 receiving, 4 rushing), highlighted by a pair of 22-yard runs
- Totaled 111 yards on 24 carries **vs. Kansas State (9/14)**
- Logged his fourth run of 20+ yards this season with a 22-yard carry in the second quarter against the Wildcats
- Rushed for 120 yards on 26 carries with a career-best three touchdowns **vs. Kentucky (9/21)**, which including a leaping score from the 4-yard line as he extended the ball inside the pylon for a touchdown
- First MSU running back with three or more rushing touchdowns in a game since Vick Ballard had three in 2011 against Memphis and the first to do so in an SEC game since 2010
- Responded with 150 yards rushing on 21 carries **at Texas A&M (10/26)**, his fifth 100-yard game of the season ... Reeled off a season-long 39-yard run and scored a 1-yard TD ... 81 of his 150 yards were after contact

HILL'S CAREER RUSHING/RECEIVING STATS

YEAR	G/S	RUSH	YDS	AVG	TD	LG	REC	YDS	AVG	TD	LG
2017	13/0	78	393	5.0	2	30	4	38	9.5	0	17
2018	11/11	117	734	6.3	4	52	22	176	8.0	4	53
2019	8/8	155	793	5.1	6	39	9	67	7.4	0	18
TOTAL	32/19	350	1920	5.5	12	52	35	281	8.5	4	53

HILL'S 2019 GAME-BY-GAME RUSHING/RECEIVING STATS

OPPONENT	G/S	RUSH	YDS	AVG	TD	LG	REC	YDS	AVG	TD	LG
at Louisiana	1/1	27	197	7.3	1	20	1	10	10.0	0	10
Southern Miss	1/1	14	123	8.8	1	22	2	19	9.5	0	15
Kansas State	1/1	24	111	4.6	0	22	2	20	10.0	0	12
Kentucky	1/1	26	120	4.6	3	18	0	0	0.0	0	0
at Auburn	1/1	17	45	2.6	0	13	2	21	10.5	0	18
at Tennessee	1/1	11	13	0.8	0	4	0	0	0.0	0	0
LSU	1/1	15	34	2.3	0	11	1	5	5.0	0	5
at Texas A&M	1/1	21	150	7.1	1	39	1	-8	-8.0	0	0
at Arkansas											
Alabama											
Abilene Christian											
Ole Miss											
TOTAL	8/8	155	793	5.1	6	39	9	67	7.4	0	18



DONTEA JONES

Tight End
Junior • 6-4 • 250
McCool, Miss. (Jireh [NC] Prep)
Major: Interdisciplinary Studies

84


- Athletic playmaker that holds a pivotal role at tight end
- Saw his first career action in 2017 after redshirting in 2016
- Played in 24 career games as a reserve tight end
- Made eight career catches for 101 yards and a touchdown

JONES' CAREER RECEIVING STATS

YEAR	G/S	REC	YDS	AVG	TD	LP/OPPONENT
2017	4/0	0	0	0.0	0	NA
2018	12/0	4	66	16.5	1	21/KSTATE
2019	8/0	4	35	8.8	0	14/LOUISIANA
TOTAL	24/0	8	101	12.6	1	21/KSTATE

JONES' 2019 GAME-BY-GAME RECEIVING STATS

OPPONENT	G/S	REC	YDS	AVG	TD	LG
at Louisiana	1/0	1	14	14.0	0	14
Southern Miss	1/0	2	9	4.5	0	6
Kansas State	1/0	1	12	12.0	0	12
Kentucky	1/0	0	0	0.0	0	0
at Auburn	1/0	0	0	0.0	0	0
at Tennessee	1/0	0	0	0.0	0	0
LSU	1/0	0	0	0.0	0	0
at Texas A&M	1/0	0	0	0.0	0	0
at Arkansas						
Alabama						
Abilene Christian						
Ole Miss						
TOTAL	8/0	4	35	8.8	0	14



JARRIAN JONES

Cornerback
Freshman • 6-0 • 190
Brandon, Miss. (Northwest Rankin)
Major: Undeclared

2

- A versatile athlete who is coming off an extremely productive high school career
- Appeared in eight games with one start as a true freshman cornerback for the Bulldogs
- Made collegiate debut **vs. Louisiana (8/31)**, collecting a tackle
- Recovered a muffed punt **vs. Kansas State (9/14)** for the first fumble recovery of his career
- Added the first pass break-up of his career versus the Wildcats
- Totaled a career-high two tackles **at #7 Auburn (9/23)**
- Made his first career start in place of an injured Cameron Dantzler **at Texas A&M (10/26)** and recorded one pass breakup on the first drive of the game

JONES' CAREER DEFENSIVE STATS

YEAR	G/S	UA	A	TT	TFL-YDS	SACKS-YDS	INT	PBU	FF	FR
2019	7/0	4	1	5	0-0	0-0	0	2	0	1
TOTAL	8/1	4	1	5	0-0	0-0	0	2	0	1

JONES' 2019 GAME-BY-GAME DEFENSIVE STATS

OPPONENT	G/S	UA	A	TT	TFL-YDS	SACKS-YDS	INT	PBU	FF	FR
at Louisiana	1/0	1	0	1	0.0-0	0.0-0	0	0	0	0
Southern Miss	1/0	0	1	1	0.0-0	0.0-0	0	0	0	0
Kansas State	1/0	0	0	0	0.0-0	0.0-0	0	1	0	1
Kentucky	1/0	0	0	0	0.0-0	0.0-0	0	0	0	0
at Auburn	1/0	2	0	2	0.0-0	0.0-0	0	0	0	0
at Tennessee	1/0	0	0	0	0.0-0	0.0-0	0	0	0	0
LSU	1/0	1	0	1	0.0-0	0.0-0	0	0	0	0
at Texas A&M	1/1	0	0	0	0.0-0	0.0-0	0	1	0	0
at Arkansas										
Alabama										
Abilene Christian										
Ole Miss										
TOTAL	8/1	4	1	5	0.0-0	0-0	0	2	0	1



KOBE JONES

Defensive End
Junior • 6-4 • 270
Starkville, Miss. (Starkville)
Major: Business Administration

52

- Wuerffel Trophy Watch List
- All-State AFCA Good Works Team Nominee
- Powerful defensive lineman who is in his third season
- Made his much-anticipated debut in 2017 after redshirting in 2016
- Has seen the field in 34 career games
- Collected 57 career total tackles, including 13.5 for loss and two sacks
- Has a forced fumble and recovered fumble to his credit
- Totaled three tackles **at #7 Auburn (9/28)**, logging his first tackle for loss of the season with a 4-yard sack
- Recorded a TFL for the second straight game **at Tennessee (10/12)**, closing the game with three total tackles
- Came off the bench and picked up two tackles, including 0.5 for loss, **vs. #2 LSU (10/19)**

JONES' CAREER DEFENSIVE STATS

YEAR	G/S	UA	A	TT	TFL-YDS	SACKS-YDS	INT	PBU	FF	FR
2017	13/0	8	10	18	4.5-15	1.0-9	0	0	1	0
2018	13/1	12	10	22	6.5-14	0.0-0	0	0	0	1
2019	8/0	7	10	17	2.5-5	1.0-4	0	0	0	0
TOTAL	34/1	27	30	57	13.5-34	2.0-13	0	0	1	1

JONES' 2019 GAME-BY-GAME DEFENSIVE STATS

OPPONENT	G/S	UA	A	TT	TFL-YDS	SACKS-YDS	INT	PBU	FF	FR
at Louisiana	1/0	1	1	2	0.0-0	0.0-0	0	0	0	0
Southern Miss	1/0	0	2	2	0.0-0	0.0-0	0	0	0	0
Kansas State	1/0	0	1	1	0.0-0	0.0-0	0	0	0	0
Kentucky	1/0	0	3	3	0.0-0	0.0-0	0	0	0	0
at Auburn	1/0	3	0	3	1.0-4	1.0-4	0	0	0	0
at Tennessee	1/0	1	2	3	1.0-1	0.0-0	0	0	0	0
LSU	1/0	1	1	2	0.5-0	0.0-0	0	0	0	0
at Texas A&M	1/0	1	0	1	0.0-0	0.0-0	0	0	0	0
at Arkansas										
Alabama										
Abilene Christian										
Ole Miss										
TOTAL	8/0	6	10	16	2.5-5	1-4	0	0	0	0



JAQUARIUS LANDREWS

Safety
Senior • 6-0 • 200
Summit, Miss. (Copiah-Lincoln [MS] CC)
Major: Workforce Education Leadership



11

- Senior Bowl Watch List
- Versatile strong safety who is in his third season with the program
- Solid 2018 junior season in his MSU debut after redshirting in 2017
- An SEC graduate, earning his degree in interdisciplinary studies last December
- Appeared in 18 contests with 11 career starts
- Collected 74 career tackles, including 5.0 for loss and 3.0 sacks
- Turned in a then career-high eight tackles **vs. Louisiana (8/31)**
- Tied for the team high in tackles (7) **vs. Southern Miss (9/7)** with fellow safety Brian Cole II
- Shattered his career high with nine tackles, including 0.5 for loss, **vs. Kansas State (9/14)**
- Collected seven total tackles, including four solo stops, and added a career-high four pass breakups **vs. Kentucky (9/21)**
- Produced a team-high eight tackles in start **vs. #2 LSU (10/19)**
- Had another eight-tackle game **at Texas A&M (10/26)** and added a QB hurry

LANDREWS' CAREER DEFENSIVE STATS

YEAR	G/S	UA	A	TT	TFL-YDS	SACKS-YDS	INT	PBU	FF	FR
2018	10/3	10	11	21	4.5-32	3-30	0	5	0	0
2019	8/8	32	21	53	0.5-0	0-0	0	4	0	0
TOTAL	18/11	42	32	74	5.0-32	3-30	0	9	0	0

LANDREWS' 2019 GAME-BY-GAME DEFENSIVE STATS

OPPONENT	G/S	UA	A	TT	TFL-YDS	SACKS-YDS	INT	PBU	FF	FR
at Louisiana	1/1	8	0	8	0.0-0	0-0	0	0	0	0
Southern Miss	1/1	4	3	7	0.0-0	0-0	0	0	0	0
Kansas State	1/1	4	5	9	0.5-0	0-0	0	0	0	0
Kentucky	1/1	4	3	7	0.0-0	0-0	0	4	0	0
at Auburn	1/1	1	1	2	0.0-0	0-0	0	0	0	0
at Tennessee	1/1	2	2	4	0.0-0	0-0	0	0	0	0
LSU	1/1	3	5	8	0.0-0	0-0	0	0	0	0
at Texas A&M	1/1	6	2	8	0.0-0	0-0	0	0	0	0
at Arkansas										
Alabama										
Abilene Christian										
Ole Miss										
TOTAL	8/8	32	21	53	0.5-0	0-0	0	4	0	0



LEO LEWIS

Linebacker
Senior • 6-2 • 245
Brookhaven, Miss. (Brookhaven)
Major: Interdisciplinary Studies

10

- Senior Bowl Watch List
- Veteran, instinctive linebacker who is in his fourth year as a starter
- Played in 46 games with 43 starts
- Recorded 218 career tackles, including 12.0 for loss and 3.0 sacks
- Equaled a career-high with a team-leading 12 tackles **vs. Kansas State (9/14)**
- He also recorded 12 tackles at BYU during the 2016 season
- Led MSU in tackles (5) during the first half **at #7 Auburn (9/28)** and closed the game tied for the team lead in tackles with eight
- Recovered fumbles in the second and third quarters at Auburn, extending MSU's streak of consecutive games with a takeaway to 21
- Erupted for seven tackles, including a team-high 1.5 for loss and one sack **vs. #2 LSU (10/19)** ... Sacked Jow Burrow for a six-yard loss in the second quarter, representing Lewis' first sack of the year

LEWIS' CAREER DEFENSIVE STATS

YEAR	G/S	UA	A	TT	TFL-YDS	SACKS-YDS	INT	PBU	FF	FR
2016	13/13	35	44	79	4.5-9	1.0-2	0	1	0	0
2017	13/12	15	31	46	1-10	1.0-10	0	1	1	0
2018	12/10	23	22	45	3-4	0.0-0	0	1	0	0
2019	8/8	20	28	48	3.5-8	1.0-6	0	1	1	2
TOTAL	46/43	93	125	218	12.0-31	3.0-18	0	4	2	2

LEWIS' 2019 GAME-BY-GAME DEFENSIVE STATS

OPPONENT	G/S	UA	A	TT	TFL-YDS	SACKS-YDS	INT	PBU	FF	FR
at Louisiana	1/1	6	0	6	0.0-0	0.0-0	0	0	0	0
Southern Miss	1/1	0	5	5	0.5-0	0.0-0	0	0	0	0
Kansas State	1/1	1	11	12	0.5-0	0.0-0	0	1	0	0
Kentucky	1/1	2	1	3	0.0-0	0.0-0	0	0	0	0
at Auburn	1/1	7	1	8	1.0-1	0.0-0	0	0	1	2
at Tennessee	1/1	2	1	3	0.0-0	0.0-0	0	0	0	0
LSU	1/1	2	5	7	1.5-7	1.0-6	0	0	0	0
at Texas A&M	1/1	0	4	4	0.0-0	0.0-0	0	0	0	0
at Arkansas										
Alabama										
Abilene Christian										
Ole Miss										
TOTAL	8/8	20	28	48	3.5-8	1.0-6	0	1	1	2



FABIEN LOVETT

Defensive Tackle
Redshirt Freshman • 6-4 • 315
Olive Branch, Miss. (Olive Branch)
Major: Undeclared

54

- Powerful defensive line who starts at nose guard
- Appeared in two contests as a true freshman in 2018
- Seen action in 10 career contests, making eight starts
- Earned his first collegiate start **vs. Louisiana (8/31)** and recorded a tackle
- In just his second start, set a career high with two tackles **vs. Southern Miss (9/7)**
- Set a career high with four tackles **at Tennessee (10/12)**, including the first tackle for loss (0.5) and sack (0.5) of his career

LOVETT'S CAREER DEFENSIVE STATS

YEAR	G/S	UA	A	TT	TFL-YDS	SACKS-YDS	INT	PD	FF	FR
2018	2/0	0	0	0	0-0	0-0	0	0	0	0
2019	8/8	3	7	10	0.5-2	0.5-2	0	0	0	0
TOTAL	10/8	3	7	10	0.5-2	0.5-2	0	0	0	0

LOVETT'S 2019 GAME-BY-GAME DEFENSIVE STATS

OPPONENT	G/S	UA	A	TT	TFL-YDS	SACKS-YDS	INT	PD	FF	FR
at Louisiana	1/1	1	0	1	0.0-0	0.0-0	0	0	0	0
Southern Miss	1/1	0	2	2	0.0-0	0.0-0	0	0	0	0
Kansas State	1/1	0	0	0	0.0-0	0.0-0	0	0	0	0
Kentucky	1/1	0	1	1	0.0-0	0.0-0	0	0	0	0
at Auburn	1/1	0	1	1	0.0-0	0.0-0	0	0	0	0
at Tennessee	1/1	1	3	4	0.5-2	0.5-2	0	0	0	0
LSU	1/1	0	0	0	0.0-0	0.0-0	0	0	0	0
at Texas A&M	1/1	1	0	0	0.0-0	0.0-0	0	0	0	0
at Arkansas										
Alabama										
Abilene Christian										
Ole Miss										
TOTAL	8/8	2	7	9	0.5-2	0.5-2	0	0	0	0



OSIRUS MITCHELL

Wide Receiver
Junior • 6-5 • 210
Sarasota, Fla. (Booker)
Major: Human Development/Family Sciences

5

- Imposing outside target who is a deep-play threat
- Appeared in 30 career games with 21 starts to his credit
- Totaled 56 catches for 822 career receiving yards and eight touchdowns
- Tied with Dedrick Thomas as the team's active career leader in receiving touchdowns (8)
- Each of his team-leading four TD receptions this season have been for 20+ yards
- Has totaled multiple receptions in six contests this season and has at least one catch in 22 of his 30 career games
- Recorded a 31-yard touchdown catch on the game-opening drive **vs. Louisiana (8/31)** for his first score since Nov. 17, 2018 vs. Arkansas
- Led the team vs. the Ragin' Cajuns in receiving yards (88) on six catches, including one TD
- For the second straight week, hauled in a touchdown pass on the opening offensive drive with a 28-yard touchdown **vs. Southern Miss (9/7)**
- Hauled in five receptions for 74 total yards and a touchdown **vs. Kansas State (9/14)**
- First MSU player to make a touchdown reception in three straight contests since WR Chad Bumphis in 2012
- Recorded five-plus catches in a game for the second time this season and the fourth time in his career with his five reception against Kansas State
- Caught his fourth touchdown of the season with a 21-yard reception in the third quarter **at #7 Auburn (9/28)**
- Caught each of his three targets in the first quarter **at Tennessee (10/12)** for 22 yards and a first down, closing the game with 58 total yards off five receptions

MITCHELL'S CAREER RECEIVING STATS

YEAR	G/S	REC	YDS	AVG	TD	LP/OPPONENT
2017	9/0	5	51	10.2	0	18/UMASS
2018	13/13	26	427	16.4	4	84/SFA
2019	8/8	25	344	13.8	4	35/KSTATE
TOTAL	30/21	55	822	14.7	8	84/SFA

MITCHELL'S 2019 GAME-BY-GAME RECEIVING STATS

OPPONENT	G/S	REC	YDS	AVG	TD	LG
at Louisiana	1/1	6	88	14.7	1	31
Southern Miss	1/1	2	46	23.0	1	28
Kansas State	1/1	5	74	14.8	1	35
Kentucky	1/1	4	36	9.0	0	14
at Auburn	1/1	2	33	16.5	1	21
at Tennessee	1/1	5	58	11.6	0	21
LSU	1/1	0	0	0.0	0	0
at Texas A&M	1/1	1	9	9.0	0	9
at Arkansas						
Alabama						
Abilene Christian						
Ole Miss						
TOTAL	8/8	25	344	13.8	4	35



C.J. MORGAN

Safety
Senior • 6-0 • 200
Bossier City, La. (Parkway)
Major: Political Science

29

- Instinctive, hard-hitting defender who starts at free safety
- In his fourth season with the program after redshirting in 2016
- Played in 31 career contests, making 11 starts
- Collected 78 career tackles and three interceptions
- Team leader and tied for third in the SEC in pass breakups with eight in 2019
- Ranks second on squad in total tackles and is 17th in the SEC (53)
- Totaled six tackles, including the first TFL (0.5) of his career, **vs. Southern Miss (9/7)**
- Sealed the game against the Golden Eagles with a fourth-quarter INT, the third of his career
- Led MSU with a career-high nine tackles and career-best two PBUs **vs. Kentucky (9/21)**
- Team leader in tackles for the second straight week with eight **at #7 Auburn (9/28)**
- Matched career-high nine tackles **at Tennessee (10/12)**
- Notched five tackles and had a career-best four pass breakups **vs. #2 LSU (10/19)**
- Collected three tackles and one pass breakup in the first half **at Texas A&M (10/26)** ... Did not return in the second half vs. the Aggies due to upper body injury

MORGAN'S CAREER DEFENSIVE STATS

YEAR	G/S	UA	A	TT	TFL-YDS	SACKS-YDS	INT	PBU	FF	FR
2017	10/0	4	1	5	0.0-0	0.0-0	0	0	0	0
2018	13/3	13	7	20	0.0-0	0.0-0	2	1	0	0
2019	8/8	29	24	53	0.5-2	0.0-0	1	8	0	0
TOTAL	31/11	46	32	78	0.5-2	0.0-0	3	9	0	0

MORGAN'S 2019 GAME-BY-GAME DEFENSIVE STATS

OPPONENT	G/S	UA	A	TT	TFL-YDS	SACKS-YDS	INT	PBU	FF	FR
at Louisiana	1/1	7	0	7	0.0-0	0.0-0	0	0	0	0
Southern Miss	1/1	2	4	6	0.5-2	0.0-0	1	0	0	0
Kansas State	1/1	3	3	6	0.0-0	0.0-0	0	1	0	0
Kentucky	1/1	3	6	9	0.0-0	0.0-0	0	2	0	0
at Auburn	1/1	4	4	8	0.0-0	0.0-0	0	0	0	0
at Tennessee	1/1	5	4	9	0.0-0	0.0-0	0	0	0	0
LSU	1/1	2	3	5	0.0-0	0.0-0	0	4	0	0
at Texas A&M	1/1	3	0	3	0.0-0	0.0-0	0	1	0	0
at Arkansas										
Alabama										
Abilene Christian										
Ole Miss										
TOTAL	8/8	29	24	53	0.5-2	0.0-0	1	8	0	0



JAVONTA PAYTON

Wide Receiver
Junior · 6-1 · 180
Nashville, Tenn. (Northwest [MS] CC)
Major: Communications

4

- One of the top-ranked junior college wide receivers in the country
- Versatile playmaker who also sees action on special teams
- Has made eight appearances and totaled five receptions for 63 yards
- Made his Bulldog debut **vs. Louisiana (8/31)**, hauling in a 9-yard reception
- Totaled two kick returns **vs. Kansas State (9/14)** for 40 yards, including a season-long return of 24
- Making his SEC debut, turned in the first multi-reception game of his career with two for 14 yards **vs. Kentucky (9/21)**
- Lone catch **at #7 Auburn (9/28)** was a career-long reception of 30 yards
- Saw action in the run game **at Tennessee (10/12)** with an 11-yard sweep

PAYTON'S CAREER RECEIVING STATS

YEAR	G/S	REC	YDS	AVG	TD	LP/OPPONENT
2019	8/0	5	63	12.6	0	30/AUBURN
TOTAL	8/0	5	63	12.6	0	30/AUBURN

PAYTON'S CAREER KICK RETURN STATS

YEAR	G/S	KR	YDS	AVG	LG	TD
2019	8/0	3	56	18.7	24	0
TOTAL	8/0	3	56	18.7	24	0

PAYTON'S 2019 GAME-BY-GAME RECEIVING STATS

OPPONENT	G/S	REC	YDS	AVG	TD	LG
Louisiana	1/0	1	9	9.0	0	9
Southern Miss	1/0	1	10	10.0	0	10
Kansas State	1/0	0	0	0.0	0	0
Kentucky	1/0	2	14	7.0	0	13
at Auburn	1/0	1	30	30.0	0	30
at Tennessee	1/0	0	0	0.0	0	0
LSU	1/0	0	0	0.0	0	0
at Texas A&M	1/0	0	0	0.0	0	0
at Arkansas						
Alabama						
Abilene Christian						
Ole Miss						
TOTAL	8/0	5	63	12.6	0	30



NATHAN PICKERING

Defensive Tackle
Freshman · 6-4 · 315
Mount Olive, Miss. (Seminary)
Major: Mechanical Engineering

22

- In debut season in the defensive middle after enrolling at MSU in June 2019
- One of the top 100 prospects in the nation coming out of high school
- Made his collegiate debut **vs. Southern Miss (9/7)**
- Collected his first career sack and tackle in the fourth quarter **at #7 Auburn (9/28)**, dropping QB for a seven-yard loss
- Saw significant playing time **vs. #2 LSU (10/19)** and tallied a tackle for loss in the second quarter

PICKERING'S CAREER DEFENSIVE STATS

YEAR	G/S	UA	A	TT	TFL-YDS	SACKS-YDS	INT	PBU	FF	FR
2019	4/0	2	1	3	2.0-8	1.0-7	0	0	0	0
TOTAL	4/0	2	1	3	2.0-8	1.0-7	0	0	0	0

PICKERING'S 2019 GAME-BY-GAME DEFENSIVE STATS

OPPONENT	G/S	UA	A	TT	TFL-YDS	SACKS-YDS	INT	PBU	FF	FR
at Louisiana					---DNP---					
Southern Miss	1/0	0	0	0	0.0-0	0.0-0	0	0	0	0
Kansas State					---DNP---					
Kentucky					---DNP---					
at Auburn	1/0	1	0	1	1.0-7	1.0-7	0	0	0	0
at Tennessee					---DNP---					
LSU	1/0	1	0	1	1.0-1	0.0-0	0	0	0	0
at Texas A&M	1/0	0	1	0	0.0-0	0.0-0	0	0	0	0
at Arkansas										
Alabama										
Abilene Christian										
Ole Miss										
TOTAL	4/0	2	1	3	2.0-8	1.0-7	0	0	0	0



CHAUNCEY RIVERS

Defensive End
Senior • 6-3 • 275
Stone Mountain, Ga. (East Mississippi CC)
Major: Communication



5

- Ted Hendricks Award Watch List
- Senior Bowl Watch List
- Preseason Third Team All-SEC (Media, Coaches, Athlon Sports, Phil Steele)
- Moved into a starting role at defensive end on the strong-side
- An SEC graduate, who earned his degree in interdisciplinary studies last December
- Appeared in 21 career games with eight starts
- Collected 51 career tackles, including 11.5 for loss and 5.0 sacks
- Tops among team defensive linemen in tackles for loss this season (4.5)
- Made first start of MSU career **vs. Louisiana (8/31)** and had four tackles with 1.0 for loss
- Registered three tackles, one sack, one TFL, one pass breakup and two quarterback hurries **vs. Kentucky (9/21)**
- Collected a career-high five tackles, including 0.5 for loss, **at Tennessee (10/12)**
- Turned in a game-high and career-best 1.5 sacks of Joe Burrow **vs. #2 LSU (10/19)**
- Picked up a season-best five solo tackles **at Texas A&M (10/26)** and added a QB hurry

RIVERS' CAREER DEFENSIVE STATS

YEAR	G/S	UA	A	TT	TFL-YDS	SACKS-YDS	INT	PBU	FF	FR
2018	13/0	8	16	24	7-29	2.5-19	0	0	0	0
2019	8/8	18	9	27	4.5-21	2.5-17	0	1	0	0
TOTAL	21/8	26	25	51	11.5-50	5.0-36	0	1	0	0

RIVERS' 2019 GAME-BY-GAME DEFENSIVE STATS

OPPONENT	G/S	UA	A	TT	TFL-YDS	SACKS-YDS	INT	PBU	FF	FR
at Louisiana	1/1	4	0	4	1.0-1	0.0-0	0	0	0	0
Southern Miss	1/1	1	1	2	0.0-0	0.0-0	0	0	0	0
Kansas State	1/1	1	3	4	0.5-1	0.0-0	0	0	0	0
Kentucky	1/1	2	1	3	1.0-5	1.0-5	0	1	0	0
at Auburn	1/1	2	0	2	0.0-0	0.0-0	0	0	0	0
at Tennessee	1/1	2	3	5	0.5-2	0.0-0	0	0	0	0
LSU	1/1	1	1	2	1.5-12	1.5-12	0	0	0	0
at Texas A&M	1/0	5	0	5	0.0-0	0.0-0	0	0	0	0
at Arkansas										
Alabama										
Abilene Christian										
Ole Miss										
TOTAL	8/8	18	9	27	4.5-21	2.5-17	0	1	0	0



GARRETT SHRADER

Quarterback
Freshman • 6-4 • 220
Charlotte, N.C. (Charlotte Christian School)
Major: Undeclared

6

- SEC Freshman of the Week (Sept. 23 - Kentucky)
- One of the top dual-threat quarterbacks of the 2019 signing class
- Tabbed the starting quarterback on Oct. 14 and owns three starts this season
- January 2019 enrollee who participated in spring ball
- Joins Oklahoma grad transfer Jalen Hurts as only two Power 5 players to rush for over 500 yards and throw for over 1,000 yards this season
- Responsible for 10 touchdowns this season (seven pass, three rush)
- Made his collegiate debut **vs. Southern Miss (9/7)**, taking over for an injured Tommy Stevens with 2:37 remaining in the second quarter and finishing 7-of-11 for 71 yards through the air
- Took over for an injured Tommy Stevens in the third quarter **vs. Kansas State (9/14)** and produced a 12-play, 79-yard scoring drive that was capped with his first career TD (5-yard run)
- Closed the game against Kansas State with 51 passing yards (4-of-12) and 82 yards rushing with a rushing TD on 10 attempts
- Made his first collegiate start **vs. Kentucky (9/21)** and accounted for 305 yards of total offense, including rushing for 125 yards on 11 carries and was an efficient 17-of-22 for 180 yards through the air
- Just the second MSU true freshman quarterback to start in an SEC game in the last 12 years - Damian Williams in the 2013 Egg Bowl is the other
- Accounted for all six of the Bulldogs' 20+ yard plays vs. Kentucky, including rushes of 49- and 36-yards
- The first MSU QB in school history to rush for over 100 yards and pass for over 100 yards in his first career start vs. Kentucky ... Was named SEC Freshman of the Week for his efforts
- Replaced Tommy Stevens in the first quarter **at #7 Auburn (9/28)**, finishing the game 12 of 23 passing for 209 yards and two touchdowns
- Rushed 16 yards against Auburn for 89 yards and a score, finishing with 298 total yards
- Orchestrated a 75-yard scoring drive in his first series at quarterback against Auburn, capping it off with his first touchdown of his career with a 9-yard touchdown pass to Stephen Guidry
- Completed a 47-yard completion to Farrod Green late in the second quarter against Auburn for the Bulldogs' longest passing play from scrimmage on the year
- Started the second half **at Tennessee (10/12)**, finishing the game 5-of-10 passing for 79 yards, one touchdown and one interception
- In just his second career start, accounted for 304 yards of total offense, rushing for a touchdown and throwing for a touchdown **vs. #2 LSU (10/19)** ... Provided 12-yard TD run in second quarter that made it a two-point deficit
- Threw for a career-high 238 yards and completed 60.7 percent of his passes vs. #2 LSU
- Fired a season-high three touchdown passes **at Texas A&M (10/26)**, finishing the game with 258 yards of total offense

SHRADER'S CAREER PASSING/RUSHING STATS

YEAR	G/S	CMP	ATT	INT	PCT	YDS	TD	LG	RUSH	YDS	TD	LG
2019	7/3	75	136	5	.551	1022	4	47	92	504	3	49
TOTAL	7/3	75	136	5	.551	1022	4	47	92	504	3	49

SHRADER'S 2019 GAME-BY-GAME PASSING/RUSHING STATS

OPPONENT	G/S	CMP	ATT	INT	PCT	YDS	TD	LG	RUSH	YDS	TD	LG
at Louisiana						--DNP---						
Southern Miss	1/0	7	11	0	.636	71	0	17	9	16	0	10
Kansas State	1/0	4	12	0	.333	51	0	26	10	82	1	16
Kentucky	1/1	17	22	1	.773	180	0	25	11	125	0	49
at Auburn	1/0	12	23	0	.522	209	2	47	16	89	1	24
at Tennessee	1/0	5	10	1	.500	79	1	21	13	62	0	14
LSU	1/1	17	28	2	.607	238	1	29	19	66	1	12
at Texas A&M	1/1	13	30	1	.433	194	3	38	14	64	0	14
at Arkansas												
Alabama												
Abilene Christian												
Ole Miss												
TOTAL	7/2	75	136	5	.551	1022	7	47	92	504	3	49



MAURICE SMITHERMAN

Cornerback
Senior • 5-10 • 195
Adamsville, Ala. (Minor)
Major: Human Development/Family Sciences

8

- Preseason All-SEC Honorable Mention (PFF)
- Quick, talented defensive back who is a lockdown corner
- Saw significant action last season as a reserve cornerback and moves into a starting role
- Appeared in 42 contests with eight starts
- Totaled 48 tackles, two interceptions and five passes defended over his career
- Matched career high with five total tackles at **Tennessee (10/12)**
- Suffered a season-ending lower body injury at practice on Oct. 16

SMITHERMAN'S CAREER DEFENSIVE STATS

YEAR	G/S	UA	A	TT	TFL-YDS	SACKS-YDS	INT	PBU	FF	FR
2016	10/0	4	1	5	0-0	0-0	1	0	0	0
2017	13/0	3	3	6	0-0	0-0	0	0	0	0
2018	13/2	11	12	23	0-0	0-0	1	3	1	0
2019	6/6	10	4	14	0-0	0-0	0	0	0	0
TOTAL	42/8	28	20	48	0-0	0-0	2	3	1	0

SMITHERMAN'S 2019 GAME-BY-GAME DEFENSIVE STATS

OPPONENT	G/S	UA	A	TT	TFL-YDS	SACKS-YDS	INT	PBU	FF	FR
at Louisiana	1/1	1	0	1	0-0	0-0	0	0	0	0
Southern Miss	1/1	1	2	3	0-0	0-0	0	0	0	0
Kansas State	1/1	1	1	2	0-0	0-0	0	0	0	0
Kentucky	1/1	1	0	1	0-0	0-0	0	0	0	0
at Auburn	1/1	2	0	2	0-0	0-0	0	0	0	0
at Tennessee	1/1	4	1	5	0-0	0-0	0	0	0	0
LSU					---DNP---					
at Texas A&M					---DNP---					
at Arkansas										
Alabama										
Abilene Christian										
Ole Miss										
TOTAL	6/6	10	4	14	0-0	0-0	0	0	0	0



MARQUISS SPENCER

Defensive End
Junior • 6-2 • 285
Greenwood, Miss. (Greenwood)
Major: Interdisciplinary Studies

42

- Talented pass rusher who took over a starting role at defensive end
- Appeared in 38 total games with eight starts
- Collected 61 career tackles, including 19.5 TFLs and 3.0 sacks, and forced two fumbles and has three fumble recoveries
- Tied for the SEC lead in forced fumbles (2) through eight games
- In first career start vs. **Louisiana (8/31)**, had three tackles and forced a fumble
- Forced a fumble in the second quarter on a **Southern Miss (9/7)** third-down attempt, his second straight game with a forced fumble
- Added four total tackles against Southern Miss, including his first TFL and sack of the season
- Erupted for a career-high six tackles and one tackle for loss at **Texas A&M (10/26)** ... Was his first TFL since Week 3
- According to PFF, delivered the highest run grade among SEC edge defenders in Week 8 against the Aggies (85.3) with all six of his solo stops coming on 19 run defensive snaps

SPENCER'S CAREER DEFENSIVE STATS

YEAR	G/S	UA	A	TT	TFL-YDS	SACKS-YDS	INT	PBU	FF	FR
2016	12/0	9	8	17	3-12	1.0-9	0	0	0	1
2017	13/0	5	14	19	4.5-16	1.0-6	0	2	0	2
2018	4/0	1	2	3	0.5-1	0.0-0	0	0	0	0
2019	8/8	14	8	22	2.5-7	1.0-5	0	1	2	0
TOTAL	37/8	29	32	61	10.5-36	3.0-20	0	3	2	3

SPENCER'S 2019 GAME-BY-GAME DEFENSIVE STATS

OPPONENT	G/S	UA	A	TT	TFL-YDS	SACKS-YDS	INT	PBU	FF	FR
at Louisiana	1/1	3	0	3	0.0-0	0-0	0	0	1	0
Southern Miss	1/1	3	1	4	1.0-5	1-5	0	0	1	0
Kansas State	1/1	0	1	1	0.5-1	0-0	0	0	0	0
Kentucky	1/1	1	1	2	0.0-0	0-0	0	0	0	0
at Auburn	1/1	1	2	3	0.0-0	0-0	0	0	0	0
at Tennessee	1/1	0	1	1	0.0-0	0-0	0	0	0	0
LSU	1/1	0	2	2	0.0-0	0-0	0	1	0	0
at Texas A&M	1/1	6	0	6	1.0-1	0-0	0	0	0	0
at Arkansas										
Alabama										
Abilene Christian										
Ole Miss										
TOTAL	8/8	14	8	22	2.5-7	1-5	0	1	2	0



GEOR'QUARIUS SPIVEY

Tight End
Redshirt Freshman • 6-5 • 250
Monroe, La. (Richwood)
Major: Business Administration

11


- A speedy and physical tight end who enters his second season
- Appeared in three contests as a true freshman in 2018
- Played in 10 career contests with one start
- Made his first collegiate start **vs. Kentucky (9/21)**
- Recorded the first reception of his career, hauling in a 12-yard pass **at #7 Auburn (9/28)**

SPIVEY'S CAREER RECEIVING STATS

YEAR	G/S	REC	YDS	AVG	TD	LP/OPPONENT
2018	3/0	0	0	0.0	0	NA
2019	8/1	1	12	12.0	0	12/AUBURN
TOTAL	11/1	1	12	12.0	0	12/AUBURN

SPIVEY'S 2019 GAME-BY-GAME RECEIVING STATS

OPPONENT	G/S	REC	YDS	AVG	TD	LG
at Louisiana	1/0	0	0	0.0	0	0
Southern Miss	1/0	0	0	0.0	0	0
Kansas State	1/0	0	0	0.0	0	0
Kentucky	1/1	0	0	0.0	0	0
at Auburn	1/0	1	12	12.0	0	12
at Tennessee	1/0	0	0	0.0	0	0
LSU	1/0	0	0	0.0	0	0
at Texas A&M	1/0	0	0	0.0	0	0
at Arkansas						
Alabama						
Abilene Christian						
Ole Miss						
TOTAL	8/1	1	12	12.0	0	12



TOMMY STEVENS

Quarterback
Senior • 6-5 • 235
Indianapolis, Ind. (Penn State)
Major: Community College Education



7

- Senior Bowl Watch List
- Graduate transfer quarterback from Penn State
- Named the starting quarterback heading into the season
- Graduated from Penn State in December 2018 with a degree in telecommunications
- Thrown at least one TD pass to three different receivers so far this season
- Responsible for seven touchdowns this season (5 passing, 2 rushing)
- Started for the first time in his college career **vs. Louisiana (8/31)**
- It was his first start at any level since Nov. 7, 2014 in high school
- In MSU debut, went 20-of-30 passing for 236 yards and two TDs and rushed 11 times for 37 yards and one TD vs. Louisiana
- Improved to 2-0 as a starter, including his first at home inside Davis Wade Stadium, with a 38-15 victory vs. **Southern Miss (9/7)**
- For the second straight game, connected with WR Osirus Mitchell for a TD on MSU's opening drive with a 28-yard score
- Went 7-of-7 passing for 84 yards and a TD in the first quarter, and on the next play threw an 11-yard TD strike to WR Stephen Guidry.
- Connected on his first nine passing attempts (105 yards, two TDs) before an incompletion late in the second quarter
- It was the longest streak for a MSU quarterback to start the game since QB Dak Prescott completed his first 12 passing attempts against Arkansas in 2015
- Left the USM game late in the second quarter with an injury and did not return
- Scored MSU's first touchdown **vs. Kansas State (9/14)** on a 2-yard run with 5:39 in the second quarter for his second rushing TD this season and first since the season opener
- Connected on seven of his 15 passing attempts against the Wildcats for 100 yards and hit Osirus Mitchell for a career-long, 35-yard touchdown pass
- Left the K-State game during the third quarter due to an upper body injury
- Did not see action **vs. Kentucky (9/21)** due to an upper body injury
- Earned the start at **Auburn (9/28)** but left the game in the first quarter due to a lower body injury
- Started the game at quarterback at **Tennessee (10/12)**, completing 6-of-11 passes for 67 yards and rushing nine times for 26 yards in the first half

STEVENS' CAREER PASSING/RUSHING STATS

YEAR	G/S	CMP	ATT	INT	PCT	YDS	TD	LG	RUSH	YDS	TD	LG
2019	5/5	43	69	4	.623	515	5	35	34	52	2	14
TOTAL	5/5	43	69	4	.623	515	5	35	34	52	2	14

STEVENS' 2019 GAME-BY-GAME PASSING/RUSHING STATS

OPPONENT	G/S	CMP	ATT	INT	PCT	YDS	TD	LG	RUSH	YDS	TD	LG
at Louisiana	1/1	20	30	0	.667	236	2	31	11	37	1	14
Southern Miss	1/1	9	10	0	.900	105	2	28	6	0	0	6
Kansas State	1/1	7	15	2	.467	100	1	35	7	5	1	4
Kentucky					---DNP---							
at Auburn	1/1	1	3	0	.333	7	0	7	1	-16	0	0
at Tennessee	1/1	6	11	2	.545	67	0	19	9	26	0	10
LSU					---DNP---							
at Texas A&M					---DNP---							
at Arkansas												
Alabama												
Abilene Christian												
Ole Miss												
TOTAL	5/5	43	69	4	.623	515	5	35	34	52	2	14



DEDDRICK THOMAS

Wide Receiver
Senior • 5-9 • 190
Memphis, Tenn. (Memphis Central)
Major: Psychology



2

- Senior Bowl Watch List
- Returning shifty slot receiver who is in his fifth year with the program
- Also a major contributor in the return game with one touchdown to his credit
- An SEC graduate, earning his degree in kinesiology in May 2019
- Provides great experience with 44 career games played and 15 starts
- Collected 64 career receptions for 775 yards
- Tied with Osirus Mitchell as the team's active career leader in receiving touchdowns (8)
- Hauled in multiple receptions in seven of eight contests this season
- Caught a 17-yard touchdown in the fourth quarter **at Tennessee (10/12)** for his first score of the season
- MSU's second-leading receiver **vs. #2 LSU (10/19)**, collecting three receptions for 31 yards, including a beautiful diving catch in the middle of the field in the first half
- Tied for team lead in catches **at Texas A&M (10/26)**, making three for 43 yards

THOMAS' CAREER RECEIVING STATS

YEAR	G/S	REC	YDS	AVG	TD	LP/OPPONENT
2016	10/0	5	44	8.8	1	15/UMASS
2017	13/0	22	227	10.3	4	24/CSU
2018	13/8	19	256	13.5	2	44/LOUISIANA
2019	8/7	18	248	13.8	1	26/KSTATE
TOTAL	44/15	64	775	12.1	8	44/LOUISIANA

THOMAS' 2019 GAME-BY-GAME RECEIVING STATS

OPPONENT	G/S	REC	YDS	AVG	TD	LG
at Louisiana	1/1	2	19	9.5	0	10
Southern Miss	1/1	1	12	12.0	0	12
Kansas State	1/1	2	32	16.0	0	26
Kentucky	1/0	2	46	23.0	0	25
at Auburn	1/1	2	22	11.0	0	12
at Tennessee	1/1	2	25	12.5	1	17
LSU	1/1	3	31	10.3	0	17
at Texas A&M	1/1	3	43	14.3	0	25
at Arkansas						
Alabama						
Abilene Christian						
Ole Miss						
TOTAL	8/7	17	248	13.8	1	26



ERROLL THOMPSON

Linebacker
Junior • 6-1 • 250
Florence, Ala. (Florence)
Major: Interdisciplinary Studies

40

- Bednarik Award Watch List
- Butkus Award Watch List
- Nagurski Trophy Watch List
- Preseason First Team All-SEC (Media, Coaches, PFF, Athlon Sports)
- Preseason Third Team All-SEC (Phil Steele)
- Voted a team captain by his fellow teammates
- Smart, instinctive, hard-hitting junior who is one of the best linebackers in college football
- In his fourth year with the program and his second as a primary starter
- Appeared in 34 career games with 24 starts
- Collected 188 career total tackles, including 16 for loss and six sacks
- Has recorded four double-digit tackling games during his career
- The team leader in tackles for the second straight year, and is currently 14th in the SEC with 56
- Led all Bulldog tacklers with 10 in the season opener **vs. Louisiana (8/31)**
- Turned in his second double-digit tackling game of the season **at Tennessee (10/12)** with a season-high 12 tackles, including his first tackle for loss of the year
- Provided seven tackles, including 0.5 for loss, and one quarterback hurry of Joe Burrow **vs. #2 LSU (10/19)**

THOMPSON'S CAREER DEFENSIVE STATS

YEAR	G/S	UA	A	TT	TFL-YDS	SACKS-YDS	INT	PBU	FF	FR
2017	13/3	21	25	46	5.5-36	2.5-18	0	1	1	0
2018	13/13	31	56	87	9.0-34	3.5-26	2	0	0	0
2019	8/8	26	29	55	1.5-3	0.0-0	0	1	0	1
TOTAL	34/24	78	110	188	16.0-73	6-44	2	2	1	1

THOMPSON'S 2019 GAME-BY-GAME DEFENSIVE STATS

OPPONENT	G/S	UA	A	TT	TFL-YDS	SACKS-YDS	INT	PBU	FF	FR
at Louisiana	1/1	9	1	10	0.0-0	0.0-0	0	0	0	1
Southern Miss	1/1	1	3	4	0.0-0	0.0-0	0	0	0	0
Kansas State	1/1	1	8	9	0.0-0	0.0-0	0	0	0	0
Kentucky	1/1	4	3	7	0.0-0	0.0-0	0	1	0	0
at Auburn	1/1	1	0	1	0.0-0	0.0-0	0	0	0	0
at Tennessee	1/1	5	8	13	1.0-2	0.0-0	0	0	0	0
LSU	1/1	3	4	7	0.5-1	0.0-0	0	0	0	0
at Texas A&M	1/1	2	2	4	0.0-0	0.0-0	0	0	0	0
at Arkansas										
Alabama										
Abilene Christian										
Ole Miss										
TOTAL	8/8	26	29	55	1.5-3	0-0	0	1	0	1



KEYTAON THOMPSON

Quarterback
Junior • 6-4 • 235
New Orleans, La. (Landry-Walker)
Major: Sports Studies

10

- Exceptional dual-threat quarterback, who is 2-0 as a starter with 18 career touchdowns
- Led the Bulldogs to a 2017 TaxSlayer Bowl victory in his first career start
- Also started the 2018 season opener in place of Nick Fitzgerald
- Played in 19 games with two starts
- Owns three 100-yard rushing games
- Has not seen any action in 2019

THOMPSON'S CAREER PASSING/RUSHING STATS

YEAR	G/S	CMP	ATT	INT	PCT	YDS	TD	LG	RUSH	YDS	TD	LG
2017	10/1	32	66	2	.485	388	2	32	75	448	6	40
2018	9/1	18	39	1	.462	458	6	84	24	226	4	25
2019	0/0	0	0	0	.000	0	0	0	0	0	0	0
TOTAL	19/2	50	105	3	.476	846	8	84	99	672	10	40

THOMPSON'S 2019 GAME-BY-GAME PASSING/RUSHING STATS

OPPONENT	G/S	CMP	ATT	INT	PCT	YDS	TD	LG	RUSH	YDS	TD	LG
at Louisiana					---DNP---							
Southern Miss					---DNP---							
Kansas State					---DNP---							
Kentucky					---DNP---							
at Auburn					---DNP---							
at Tennessee					---DNP---							
LSU					---DNP---							
at Texas A&M					---DNP---							
at Arkansas					---DNP---							
Alabama					---DNP---							
Abilene Christian					---DNP---							
Ole Miss					---DNP---							
TOTAL	0/0	0	0	0	.000	0	0	0	0	0	0	0



TIM WASHINGTON

Linebacker
Senior • 6-3 • 240
Yazoo City, Miss. (Yazoo City)
Major: Workforce Education Leadership



41


- An imposing, veteran linebacker who is an option at the position
- Played in 45 career games and serves as the backup Mike linebacker
- An SEC graduate, who earned his undergraduate degree in industrial technology in May
- Totaled 42 career tackles, including 3.5 for loss
- In 2019, tied for the SEC lead in forced fumbles through eight games (2)
- Collected a season-high six tackles, including 1.0 for loss, **vs. Kansas State (9/14)**
- Recorded two tackles including the first sack of his career **vs. Kentucky (9/21)**
- Totaled four tackles and forced two fumbles, the firsts of his career, **at #7 Auburn (9/28)**
- Did not see action **at Tennessee (10/12)** due to an upper-body injury

WASHINGTON'S CAREER DEFENSIVE STATS

YEAR	G/S	UA	A	TT	TFL-YDS	SACKS-YDS	INT	PD	FF	FR
2016	12/0	0	0	0	0-0	0-0	0	0	0	0
2017	13/0	1	7	8	0-0	0-0	0	0	0	0
2018	13/0	5	16	21	1.5-3	0-0	0	0	0	0
2019	7/0	6	7	13	2.0-8	1-7	0	0	2	0
TOTAL	45/0	12	30	42	3.5-11	1-7	0	0	2	0

WASHINGTON'S 2019 GAME-BY-GAME DEFENSIVE STATS

OPPONENT	G/S	UA	A	TT	TFL-YDS	SACKS-YDS	INT	PD	FF	FR
at Louisiana	1/0	0	0	0	0.0-0	0.0-0	0	0	0	0
Southern Miss	1/0	0	0	0	0.0-0	0.0-0	0	0	0	0
Kansas State	1/0	1	5	6	1.0-1	0.0-0	0	0	0	0
Kentucky	1/0	1	1	2	1.0-7	1.0-7	0	0	0	0
at Auburn	1/0	4	0	4	0.0-0	0.0-0	0	0	2	0
at Tennessee					---DNP---					
LSU	1/0	0	0	0	0.0-0	0.0-0	0	0	0	0
at Texas A&M	1/0	0	1	1	0.0-0	0.0-0	0	0	0	0
at Arkansas										
Alabama										
Abilene Christian										
Ole Miss										
TOTAL	7/0	6	7	13	2.0-8	1.0-7	0	0	2	0



AUSTIN WILLIAMS

Wide Receiver
Sophomore - 6-3 - 200
Ocean Springs, Miss. (Ocean Springs)
Major: Finance

85

- Promising sophomore receiver with good size and tremendous hands
- Appeared in 20 contests, making five starts
- Collected 15 receptions for 213 career yards and four touchdowns
- Had a 12-yard TD catch to give MSU a 35-14 lead in the fourth quarter **vs. Louisiana (8/31)**
- It was the fourth TD catch of his career and his first since hauling in a pair of TD passes vs. Arkansas on Nov. 17, 2018
- Made a 10-yard catch in the fourth quarter **at Texas A&M (10/26)**, his first since the SEC opener

WILLIAMS' CAREER RECEIVING STATS

YEAR	G/S	REC	YDS	AVG	TD	LP/OPPONENT
2018	13/5	10	137	13.7	3	33/ARKANSAS
2019	8/0	6	86	14.3	1	28/LOUISIANA
TOTAL	21/5	16	223	13.9	4	33/ARKANSAS

WILLIAMS' 2019 GAME-BY-GAME RECEIVING STATS

OPPONENT	G/S	REC	YDS	AVG	TD	LG
at Louisiana	1/0	3	43	14.3	1	28
Southern Miss	1/0	1	13	13.0	0	13
Kansas State	1/0	0	0	0.0	0	0
Kentucky	1/0	1	20	20.0	0	20
at Auburn	1/0	0	0	0.0	0	0
at Tennessee	1/0	0	0	0.0	0	0
LSU	1/0	0	0	0.0	0	0
at Texas A&M	1/0	1	10	10.0	0	10
at Arkansas						
Alabama						
Abilene Christian						
Ole Miss						
TOTAL	8/0	6	86	15.2	1	28



TYLER WILLIAMS

Cornerback
Sophomore - 6-2 - 175
Oxford, Miss. (Lafayette)
Major: Business Administration

13

- Lockdown, lengthy corner who is poised for a strong sophomore campaign
- Appeared in 13 games, primarily as a reserve cornerback, with one start to his credit
- Totaled 15 career tackles and has broken up four passes
- Broke up a career-high two passes **vs. Louisiana (8/31)**
- Set career high with three tackles **vs. Southern Miss (9/7)** and added the first fumble recovery of his career
- Earned the start in place of an injured Cameron Dantzler **vs. Kansas State (9/14)** and collected three tackles
- Did not see action **at #7 Auburn (9/28)**, **at Tennessee (10/12)** and **vs. #2 LSU (10/19)** due to injury
- Returned from injury, seeing his first action since Week 4 when he made one tackle and notched a quarterback hurry **at Texas A&M (10/27)**

WILLIAMS' CAREER DEFENSIVE STATS

YEAR	G/S	UA	A	TT	TFL-YDS	SACKS-YDS	INT	PBU	FF	FR
2018	9/0	4	2	6	0-0	0-0	0	1	0	0
2019	5/1	4	6	10	0-0	0-0	0	3	1	0
TOTAL	14/1	8	8	16	0-0	0-0	0	4	1	0

WILLIAMS' 2019 GAME-BY-GAME DEFENSIVE STATS

OPPONENT	G/S	UA	A	TT	TFL-YDS	SACKS-YDS	INT	PBU	FF	FR
at Louisiana	1/0	0	0	0	0-0	0-0	0	2	0	0
Southern Miss	1/0	1	2	3	0-0	0-0	0	0	1	0
Kansas State	1/1	0	3	3	0-0	0-0	0	0	0	0
Kentucky	1/0	2	1	3	0-0	0-0	0	1	0	0
at Auburn					---DNP---					
at Tennessee					---DNP---					
LSU					---DNP---					
at Texas A&M	1/0	1	0	1	0-0	0-0	0	0	0	0
at Arkansas										
Alabama										
Abilene Christian										
Ole Miss										
TOTAL	5/1	4	6	10	0-0	0-0	0	3	1	0



LEE WITHERSPOON

Running Back
Freshman • 5-10 • 205
Birmingham, Ala. (North Jackson)
Major: Undeclared

22

- Outstanding true freshman running back who shattered Alabama state records at North Jackson High School
- Holds Alabama state records for single-season rushing TDs (53) and total TDs (59)
- Recorded first career TD with a 22-yard run in the fourth quarter **vs. Southern Miss (9/7)**
- Finished with 40 yards on seven carries against the Golden Eagles
- Recorded the first reception of his career with an 18-yard catch **at Tennessee (10/12)**
- Saw significant action in second half **vs. #2 LSU (10/19)**, catching two passes for 16 yards
- Returned the first kickoff of his career with a 15-yard return in the fourth quarter at **Texas A&M (10/26)**

WITHERSPOON'S CAREER RUSHING/RECEIVING STATS

YEAR	G/S	RUSH	YDS	AVG	TD	LG	REC	YDS	AVG	TD	LG
2019	7/0	12	47	3.9	1	22	3	34	11.3	0	18
Total	7/0	12	47	3.9	1	22	3	34	11.3	0	18

WITHERSPOON'S 2019 GAME-BY-GAME RUSHING/RECEIVING STATS

OPPONENT	G/S	RUSH	YDS	AVG	TD	LG	REC	YDS	AVG	TD	LG
at Louisiana							---	DNP---			
Southern Miss	1/0	7	40	5.7	1	22	0	0	0.0	0	0
Kansas State	1/0	3	4	1.3	0	2	0	0	0.0	0	0
Kentucky	1/0	0	0	0.0	0	0	0	0	0.0	0	0
at Auburn	1/0	2	3	2.5	0	0	0	0	0.0	0	0
at Tennessee	1/0	0	0	0.0	0	0	1	18	18.0	0	18
LSU	1/0	0	0	0.0	0	0	2	16	8.0	0	12
at Texas A&M	1/0	0	0	0.0	0	0	0	0	0.0	0	0
at Arkansas											
Alabama											
Abilene Christian											
Ole Miss											
TOTAL	7/0	12	47	3.9	1	22	3	34	11.3	0	18



ISAIAH ZUBER

Wide Receiver
Senior • 6-0 • 190
Stone Mountain, Ga. (Kansas State)
Major: Workforce Education Leadership



12

- An athletic, lockdown graduate transfer who can play multiple receiver positions
- Also contributes on special teams as the primary kickoff return option
- Kansas' State's top receiver in 2018 with 52 catches, 619 yards and five touchdowns
- Including his Kansas State career, has caught 13 career touchdown passes (2 at MSU, 11 at KState)
- Made his MSU debut **vs. Louisiana (8/31)**, hauling in a reception for 14 yards
- Returned two kicks vs. the Ragin' Cajuns for a total of 36 yards
- Made his first start as a Bulldog **vs. Kentucky (9/21)**, recording three receptions for 16 yards
- Hauled in a 20-yard catch **at #7 Auburn (9/28)**
- Earned his second start of the season **at Tennessee (10/12)**, rushing one time for four yards
- Solid game vs. **#2 LSU (10/19)**, making three catches for 53 yards, including a long of 29
- Provided a season-long 28-yard kickoff return in the second quarter against the Tigers
- MSU's top receiver **at Texas A&M (10/26)**, notching the first two TDs of his Bulldog career on a three-catch, 58-yard day ... Was the third 2-TD game of his career (had two as a junior at Kansas State) ... Both TDs came in the second half, including a 38-yarder in the fourth quarter
- Became the first Bulldog of the season with a 2-TD receiving game and first since Austin Williams vs. Arkansas in 2018
- Finished the Texas A&M game with 140 all-purpose yards, second-most on the day, after a season-high 80 yards on kickoff returns (averaged 20.0 ypr)

ZUBER'S MSU CAREER RECEIVING STATS

YEAR	G/S	REC	YDS	AVG	TD	LP/OPPONENT
2019	8/2	13	184	14.2	2	38/TEXAS A&M
TOTAL	8/2	13	184	14.2	2	38/TEXAS A&M

ZUBER'S MSU CAREER KICK RETURN STATS

YEAR	G/S	KR	YDS	AVG	LG	TD
2019	8/2	7	144	20.6	28	0
TOTAL	8/2	7	144	20.6	28	0

ZUBER'S 2019 GAME-BY-GAME RECEIVING STATS

OPPONENT	G/S	REC	YDS	AVG	TD	LG
at Louisiana	1/0	1	14	14.0	0	14
Southern Miss	1/0	2	23	11.5	0	17
Kansas State	1/0	0	0	0.0	0	0
Kentucky	1/1	3	16	5.3	0	7
at Auburn	1/0	1	20	20.0	0	20
at Tennessee	1/1	0	0	0.0	0	0
LSU	1/0	3	53	17.7	0	29
at Texas A&M	1/0	3	58	19.3	2	38
at Arkansas						
Alabama						
Abilene Christian						
Ole Miss						
TOTAL	8/2	13	184	14.2	2	38

2019 MISSISSIPPI STATE ROSTER

No.	Name	Pos.	Ht.	Wt.	Cl.	Exp.	Hometown (Previous School)
1	Martin Emerson	CB	6-2	195	Fr.	HS	Pensacola, Fla. (Pine Forest)
1	Stephen Guidry	WR	6-4	200	Sr.	1L	New Roads, La. (Hinds [Miss.] CC)
2	Jarrian Jones	CB	6-0	190	Fr.	HS	Brandon, Miss. (Northwest Rankin)
2	Dedrick Thomas	WR	5-9	190	Sr.	3L	Memphis, Tenn. (Memphis Central)
3	Cameron Dantzler	CB	6-2	185	Jr.	2L	Hammond, La. (St. Thomas Aquinas)
4	JaVonta Payton	WR	6-1	180	Jr.	JC	Nashville, Tenn. (Northwest [Miss.] CC)
5	Osirus Mitchell	WR	6-5	210	Jr.	2L	Sarasota, Fla. (Booker)
5	Chauncey Rivers	DE	6-3	275	Sr.	1L	Stone Mountain, Ga. (East Mississippi CC)
6	Willie Gay Jr.	LB	6-2	240	Jr.	2L	Starkville, Miss. (Starkville)
6	Garrett Shrader	QB	6-4	220	Fr.	HS	Charlotte, N.C. (Charlotte Christian)
7	Marcus Murphy	S	6-1	200	So.	1L	West Point, Miss. (West Point)
7	Tommy Stevens	QB	6-5	235	Sr.	GTR	Indianapolis, Ind. (Penn State)
8	Kylin Hill	RB	5-11	215	Jr.	2L	Columbus, Miss. (Columbus)
8	Maurice Smitherman	CB	5-10	195	Sr.	3L	Adamsville, Ala. (Minor)
9	Malik Dear	WR	5-9	220	Sr.	3L	Jackson, Miss. (Murrah)
9	De'Monte Russell	DE	6-4	230	Fr.	HS	Jackson, Miss. (Provine)
10	Leo Lewis	LB	6-2	245	Sr.	3L	Brookhaven, Miss. (Brookhaven)
10	Keytaon Thompson	QB	6-4	225	Jr.	2L	New Orleans, La. (Landry-Walker)
11	Jaquarius Landrews	S	6-0	200	Sr.	1L	Summit, Miss. (Copiah-Lincoln [Miss.] CC)
11	Geor'quarius Spivey	TE	6-5	250	RFr.	RS	Monroe, La. (Richwood)
12	Shawn Preston Jr.	S	6-0	200	RFr.	RS	St. James, La. (St. James)
12	Isaiah Zuber	WR	6-0	190	Sr.	GTR	Stone Mountain, Ga. (Kansas State)
13	Kyziah Pruitt	WR	5-10	210	Fr.	HS	Macon, Miss. (Noxubee County)
13	Tyler Williams	CB	6-2	175	So.	1L	Oxford, Miss. (Lafayette)
14	Jalen Mayden	QB	6-2	230	RFr.	RS	Sachse, Texas (Sachse)
14	Nathaniel Watson	LB	6-2	245	RFr.	RS	Maplesville, Ala. (Maplesville)
15	Jack Harris	DE	6-3	245	Fr.	HS	Sumrall, Miss. (Oak Grove)
16	Korey Charles	CB	5-10	180	Jr.	2L	Miami, Fla. (North Florida Christian)
17	Logan Burnett	QB	6-2	200	Jr.	SQ	Pelham, Ala. (Bessemer Academy)
17	Aaron Odom	DE	6-3	270	So.	1L	Jackson, Miss. (Callaway)
18	Aaron Brule	LB	6-1	235	RFr.	RS	Metairie, La. (Archbishop Rummel)
18	Cameron Gardner	WR	6-4	220	RFr.	RS	Starkville, Miss. (Starkville)
19	Cole Deeds	K	6-2	180	RFr.	RS	Fairhope, Ala. (Fairhope)
19	Collin Duncan	S	6-0	195	Fr.	HS	Montgomery, Ala. (St. James)
20	Taury Dixon	CB	5-9	165	Jr.	1L	Madison, Miss. (East Mississippi CC)
20	Lee Tanner	WR	5-11	180	RFr.	RS	Madison, Miss. (Madison-Ridgeland Academy)
21	Nick Gibson	RB	5-11	215	Sr.	3L	Birmingham, Ala. (Pinson Valley)
21	Jaylon Reed	CB	6-0	190	RFr.	RS	Olive Branch, Miss. (Olive Branch)
22	Nathan Pickering	DT	6-4	315	Fr.	HS	Mount Olive, Miss. (Seminary)
22	Lee Witherspoon	RB	5-10	205	Fr.	HS	Birmingham, Ala. (North Jackson)
23	Raymond Freeman	LS	6-2	225	So.	SQ	Cantonment, Fla. (J.M. Tate Senior)
23	J.P. Purvis	S	6-1	200	Fr.	HS	Pelahatchie, Miss. (Pelahatchie Attendance Center)
24	Dylan Lawrence	CB	6-4	190	Fr.	HS	George County, Miss. (George County)
24	Tristan Pisacane	WR	5-9	180	Jr.	SQ	Franklin, Tenn. (Centennial)
25	Somon Anderson	S	6-0	200	So.	SQ	New Orleans, La. (Brother Martin)
25	Brad Cumbest	TE	6-5	250	RFr.	RS	Hurley, Miss. (East Central)
26	Aadreekis Conner	S	6-2	210	So.	SQ	Port Gibson, Miss. (Port Gibson)
26	Jordan Lawless	K	6-0	200	Jr.	SQ	Lindale, Texas (Tyler [Texas] JC)
26	Alec Murphy	RB	6-0	230	Sr.	3L	Nixa, Mo. (Nixa)
27	Esaias Furdge	CB	5-11	180	RFr.	RS	Clarksdale, Miss. (Clarksdale)
27	Kody Schexnayder	P	5-10	195	Sr.	2L	River Ridge, La. (John Curtis)
28	Londyn Craft	S	6-0	200	So.	SQ	Rio Rancho, N.M. (IMG Academy)
29	C.J. Morgan	S	6-0	200	Jr.	2L	Bossier City, La. (Parkway)
30	Sh'mar Kilby-Lane	LB	6-2	230	Sr.	1L	Hollywood, Fla. (Copiah-Lincoln [Miss.] CC)
32	Brian Cole II	S	6-2	210	Sr.	1L	Saginaw, Mich. (East Mississippi CC)
32	Robert Rivers	RB	5-11	210	So.	1L	Ocala, Fla. (Trinity Catholic)
33	Joshua Short	CB	5-10	185	RFr.	RS	Greenville, Miss. (Northwest Rankin)
34	Sherman Timbs	DE	6-2	265	So.	SQ	Indianola, Miss. (Indianola Academy)
35	Landon Guidry	S	6-0	195	So.	1L	Spring Hill, Tenn. (Independence)
37	Tucker Day	P	6-0	210	So.	1L	Brentwood, Tenn. (Brentwood)
38	Cason Grant	WR	5-11	180	RFr.	RS	Abilene, Texas (Wylie)

2019 MISSISSIPPI STATE ROSTER

No.	Name	Pos.	Ht.	Wt.	Cl.	Exp.	Hometown (Previous School)
38	Fred Peters	S	5-10	200	Jr.	JC	Columbia, Miss. (Jones County [Miss.] JC)
39	Nathan Swanson	LS	6-5	230	Sr.	SQ	Norcross, Ga. (Norcross)
40	Erroll Thompson	LB	6-1	250	Jr.	2L	Florence, Ala. (Florence)
41	Tim Washington	LB	6-3	240	Sr.	3L	Yazoo City, Miss. (Yazoo City)
42	Marquiss Spencer	DE	6-4	285	Jr.	2L	Greenwood, Miss. (Greenwood)
43	Fletcher Adams	DE	6-2	265	Sr.	3L	Brandon, Miss. (Brandon)
44	Jett Johnson	LB	6-2	235	RFr.	RS	Tupelo, Miss. (Tupelo)
45	Devon Robinson	DT	6-4	295	RFr.	RS	Memphis, Tenn. (Whitehaven)
46	Cody Swanson	S	6-0	180	Fr.	HS	Madison, Miss. (Madison-Ridgeland Academy)
47	Jace Christmann	K	6-0	200	Jr.	2L	Houston, Texas (Memorial)
48	Scott Goodman	K	5-10	200	So.	1L	Brandon, Miss. (Brandon)
51	R.J. Jennings	LB	6-0	235	Jr.	RS	Birmingham, Ala. (Briarwood Christian)
51	Stewart Reese	OL	6-5	345	Jr.	2L	Fort Pierce, Fla. (Fort Pierce Central)
52	Kobe Jones	DE	6-4	270	Jr.	2L	Starkville, Miss. (Starkville)
54	Fabien Lovett	DT	6-4	315	RFr.	RS	Olive Branch, Miss. (Olive Branch)
55	Greg Eiland	OL	6-8	335	Jr.	2L	Philadelphia, Miss. (Philadelphia)
56	Dareuan Parker	OL	6-4	330	Jr.	2L	Olive Branch, Miss. (DeSoto Central)
57	John Garner	DE	6-4	230	RFr.	RS	Ridgeland, Miss. (St. Andrew's Episcopal)
58	Kameron Jones	OL	6-5	325	RFr.	RS	Starkville, Miss. (Starkville)
62	Matt Stanic	OL	6-4	345	Jr.	SQ	Madison, Miss. (Madison Central)
63	LaQuinston Sharp	OL	6-3	315	Jr.	JC	Columbus, Miss. (East Mississippi CC)
64	Thomas Cox	LS	6-0	185	Jr.	JC	Fulton, Miss. (Itawamba [Miss.] CC)
67	Paul Blackwell	LS	5-10	210	Jr.	RS	Pascagoula, Miss. (Resurrection Catholic)
67	Charles Cross	OL	6-5	270	Fr.	HS	Laurel, Miss. (Laurel HS)
69	Kwatrivous Johnson	OL	6-7	330	RFr.	RS	Greenwood, Miss. (Greenwood)
70	Tommy Champion	OL	6-5	320	Sr.	1L	Jackson, Miss. (Copiah-Lincoln [Miss.] CC)
72	Brandon Cunningham	OL	6-4	305	Fr.	HS	St. Martin, Miss. (St. Martin)
73	Darryl Williams	OL	6-3	310	Sr.	2L	Bessemer, Ala. (Bessemer City)
74	Nick Pendley	OL	6-4	310	Fr.	HS	Canton, Ga. (Creekview)
75	Michael Story	OL	6-4	300	Sr.	3L	Ripley, Miss. (Ripley)
76	Brevyn Jones	OL	6-4	280	Fr.	HS	Center Point, Ala. (Huffman)
77	Cordavien Suggs	OL	6-6	315	So.	SQ	Jackson, Miss. (Fletcher)
78	Tyre Phillips	OL	6-5	345	Sr.	1L	Grenada, Miss. (East Mississippi CC)
79	Evans Wilkerson	OL	6-5	310	Sr.	3L	Ridgeland, Miss. (Jackson Academy)
82	Farrod Green	TE	6-4	240	Sr.	3L	Wesson, Miss. (Wesson Attendance Center)
83	Quinton Torbor	WR	6-1	195	Fr.	HS	Destrehan, La. (Destrehan)
84	Jaden Crumedy	DT	6-5	300	RFr.	RS	Hattiesburg, Miss. (Oak Grove)
84	Dontea Jones	TE	6-4	250	Jr.	2L	McCool, Miss. (Jireh (N.C.) Prep)
85	Austin Williams	WR	6-3	200	So.	1L	Ocean Springs, Miss. (Ocean Springs)
88	Powers Warren	TE	6-3	245	So.	1L	Minnetonka, Minn. (Minnetonka Senior)
90	Lee Autry	DT	6-2	305	Sr.	1L	Albemarle, N.C. (Itawamba [Miss.] CC)
92	Kendell Jones	DT	6-4	300	Sr.	2L	Pinson, Ala. (Clay-Chalkville)
93	Cameron Young	DT	6-3	305	RFr.	RS	Crosby, Miss. (Franklin County)
98	Joseph Garner	DE	6-3	235	RFr.	RS	Ridgeland, Miss. (St. Andrew's Episcopal)
95	Allen Love	DT	6-2	285	So.	TR	Birmingham, Ala. (Louisville)
97	Reed Bowman	P	6-0	200	Jr.	TR	Magnolia, Texas (Texas Tech)
99	James Jackson	DT	6-3	315	So.	1L	Pascagoula, Miss. (Pascagoula)

PRONUNCIATION GUIDE

2	Jarrian Jones	JAR-ee-un
4	Izuchukwu King Ani	Iz-ooH-choo-kwoo
4	JaVonta Payton	ja-VON-tay
4	Dedrick Thomas	rhymes with red
5	Osirus Mitchell	o-SIGH-russ
9	Malik Dear	ma-LEAK
9	De'Monte Russell	DUH-mahn-tay
10	Keytaon Thompson	KEY-tahn
11	Jaquarius Landrews	ja-QUARE-ee-US
11	Geor'quarius Spivey	ja-QUARE-ee-US
12	Isaiah Zuber	ZOO-bur
13	Kyziah Pruitt	KUH-zeye-uh

18	Aaron Brule	BREW-lay
27	Esaias Furdge	ee-ZAH-yahs
27	Kody Schexnayder	SHEX-nye-dur
40	Erroll Thompson	AIR-uhl
47	Jace Christmann	CHRIST-man
55	Greg Eiland	rhymes with island
56	Dareuan Parker	DARE-ee-un
69	Kwatrivous Johnson	Kwa-TRAY-vee-us
77	Cordavien Suggs	COR-day-vee-uhn
78	Tyre Phillips	tie-REE
82	Farrod Green	fa-ROD
84	Dontea Jones	DAH-ny

2019 MISSISSIPPI STATE COACHES

ON THE FIELD



JOE MOORHEAD
Head Coach
Second Season



TERRY RICHARDSON
Assistant Head Coach/Run
Game Coordinator/RBs
First Season



DEKE ADAMS
Defensive Line
First Season



TERRELL BUCKLEY
Cornerbacks
Fourth Season



MARCUS JOHNSON
Offensive Line
Second Season



MICHAEL JOHNSON
Wide Receivers
First Season



JOEY JONES
Special Teams Coordinator
Second Season



CHRIS MARVE
Defensive Run Game Coordinator/LBs
First Season

IN THE BOOTH



ANDREW BREINER
Pass Game Coordinator/QBs
Second Season



TONY HUGHES
Associate Head Coach/Tight Ends
Eighth Season (second stint)



BOB SHOOP
Defensive Coordinator/Safeties
Second Season