



Saturday, October 3, 2020 • 6:30 p.m. • SEC Network Alternate • Davis Wade Stadium (61,337) • Starkville, Miss.

SEC NETWORK ALTERNATE

Roy Philpott, Play-By-Play
Kelly Stouffer, Analyst
Tera Talmadge, Reporter

RAZORBACK/IMG SPORTS NETWORK

Chuck Barrett, Play-By-Play
Quinn Grovey, Analyst
Geno Bell, Reporter

SIRIUS/XM RADIO

XM Channel 383
Internet Channel 973

COACHING STAFF

ON THE FIELD (Year at Arkansas)

Sam Pittman - Head Coach (1st)
Scott Fountain - Asst. HC/Special Teams (1st)
Kendal Briles - Offensive Coordinator/QBs (1st)
Sam Carter - Cornerbacks (1st)
Brad Davis - Offensive Line (1st)
Derrick LeBlanc - Defensive Line (1st)
Rion Rhoades - Linebackers (1st)
Jimmy Smith - Running Backs (1st)
Justin Stepp - Wide Receivers (3rd)

IN THE BOOTH

Barry Odom - Assoc. HC/Def. Coordinator/Safeties (1st)
Jon Cooper - Tight Ends (1st)

FOUR DOWNS

1

>>>>>>

Sophomore Treyton Burks hauled in his first career touchdown against Georgia, catching a 49-yard bomb from Feleipe Franks.

9

>>>>>>

Nine different Razorbacks made their first career start against Georgia in Week 1.

102

>>>>>>

Burks also recorded his first career 100-yard receiving game with 102 yards in the opener.

13

>>>>>>

Senior linebacker and captain Grant Morgan made his first career start and recorded a career-best 13 tackles against Georgia.

ARKANSAS AT MISSISSIPPI STATE

ARKANSAS RAZORBACKS (0-1, 0-1)

AP/Coaches Rank: NR/NR

Head Coach: Sam Pittman (Pittsburg State (Kan.), '86)

Career Record: 0-1 (1st season)

Record at Arkansas: Same

MISSISSIPPI STATE BULLDOGS (1-0, 1-0)

AP/Coaches Rank: 16/14

Head Coach: Mike Leach (BYU, '83)

Career Record: 140-90 (19th season)

Record at Mississippi State: 1-0

THE RUNDOWN

• In its first road game of the season, Arkansas travels to battle Mississippi State on Saturday at 6:30 p.m. inside Davis Wade Stadium in Starkville. The game will be broadcast on SEC Network Alternate.

• The Razorbacks will play Mississippi State for the 29th straight season and lead the all-time series, 16-13-1.

• Arkansas fell to No. 4 Georgia, 37-10, in Head Coach Sam Pittman's debut in Week 1. The Razorbacks held a 7-5 advantage at halftime.

• In the first Arkansas scoring drive of the season, QB Feleipe Franks engineered a seven play, 91-yard TD drive capped by a Treyton Burks 49-yard TD reception. The Razorbacks last compiled a 90+ yard TD drive on Oct. 27, 2018 vs. Vanderbilt.

• Arkansas' defense impressed in the first half against Georgia, limiting the Bulldogs to 1-for-12 on third down conversions in the half. The last time the Hogs held an opponent to one first half third down conversion was on Sept. 6, 2014 against Nicholls State (1-for-12).

• WR Treyton Burks recorded career highs of 7 receptions and 102 receiving yards against Georgia in Week 1. He also scored his first career TD on Arkansas' first scoring drive of the season.

• The Hogs return a bevy of offensive talent from 2019's team, led by senior running back Rakeem Boyd, junior receiver Mike Woods and sophomore wideouts Treyton Burks and Trey Knox. The quartet accounted for 2,967 (59.9%) of Arkansas' 4,951 all-purpose yards in 2019. Overall, 3,992, nearly 81%, of the Razorbacks' yardage is back for the 2020 season.

• Arkansas also brings back nine of 16 turnovers on the defensive unit from last season, as well as four of its forced fumbles. Juniors Montaric Brown and Joe Foucha both picked off a pass and recovered a fumble last year.

• Among Arkansas' impressive newcomer group is transfer quarterback Feleipe Franks, a three-year starter at Florida from 2017-19. Before a season-ending injury in 2019, Franks was electric in 2018, throwing for 2,457 yards and 24 touchdowns, while rushing for 350 yards and seven scores.



FELEIPE FRANKS

PASSING

19/36 (53%)

200 YDS

1 TD/2 INT



TREYTON SMITH

RUSHING

6 ATT

38 YDS

0 TD



TREYTON BURKS

RECEIVING

7 REC

102 YDS

1 TD



GRANT MORGAN

TACKLES

13 TOTAL

4 SOLO

0 PBU



GEORGIA
SEPTEMBER 26
L, 37-10



@MISS STATE
OCTOBER 3
SEC NETWORK ALTERNATE
6:30 PM



@AUBURN
OCTOBER 10
SEC NETWORK
3 PM



OLE MISS
OCTOBER 17
SECN/SECNA/ESPN
TBA



@TEXAS A&M
OCTOBER 31
SEC NETWORK
6:30 PM



TENNESSEE
NOVEMBER 7
ESPN/SEC NETWORK
6:30 PM



@FLORIDA
NOVEMBER 14
TBA



LSU
NOVEMBER 21
TBA



@MISSOURI
NOVEMBER 28
TBA



ALABAMA
DECEMBER 5
TBA

THE GAME: ARKANSAS at MISSISSIPPI STATE

INSIDE THE MISSISSIPPI STATE SERIES

All-Time Record: Arkansas leads 16-13-1

In Fayetteville: Series tied 3-3

In Starkville: Series tied 7-7

In Little Rock: Arkansas leads 6-1-1

In Memphis: Mississippi State leads 2-0

Most points scored by Arkansas: 58 (2016)

Most points scored by Mississippi State: 54 (2019)

Largest margin of victory by Arkansas: 46 (2003)

Largest margin of victory by Mississippi State: 46 (2018)

SERIES HISTORY

Date	UA/Opp Rank	Site	Result
Nov. 25, 1916		Memphis, Tenn.	L, 20-7
Sept. 30, 1939		Memphis, Tenn.	L, 19-0
Nov. 7, 1992	NR/19	Starkville, Miss.	L, 10-3
Nov. 6, 1993		Little Rock, Ark.	T, 13-13
Nov. 5, 1994	NR/24	Starkville, Miss.	L, 17-7
Nov. 4, 1995		Little Rock, Ark.	W, 26-21
Nov. 23, 1996		Starkville, Miss.	W, 16-13 (OT)
Nov. 22, 1997	NR/14	Fayetteville, Ark.	W, 17-7
Nov. 21, 1998	9/NR	Starkville, Miss.	L, 22-21
Nov. 20, 1999	22/12	Little Rock, Ark.	W, 14-9
Nov. 18, 2000	NR/13	Starkville, Miss.	W, 17-10 (OT)
Nov. 17, 2001		Fayetteville, Ark.	W, 24-21
Nov. 23, 2002		Starkville, Miss.	W, 26-19
Nov. 22, 2003		Fayetteville, Ark.	W, 52-6
Nov. 20, 2004		Starkville, Miss.	W, 24-21
Nov. 10, 2005		Little Rock, Ark.	W, 44-10
Nov. 18, 2006	5/NR	Starkville, Miss.	W, 28-14
Nov. 17, 2007		Little Rock, Ark.	W, 45-31
Nov. 22, 2008		Starkville, Miss.	L, 31-28
Nov. 21, 2009		Little Rock, Ark.	W, 42-21
Nov. 20, 2010	13/22	Starkville, Miss.	W, 38-31 (2OT)
Nov. 19, 2011	6/NR	Little Rock, Ark.	W, 44-17
Nov. 17, 2012		Starkville, Miss.	L, 45-14
Nov. 23, 2013		Little Rock, Ark.	L, 24-17
Nov. 1, 2014		Starkville, Miss.	L, 17-10
Nov. 21, 2015		Fayetteville, Ark.	L, 51-50
Nov. 18, 2016		Starkville, Miss.	W, 58-42
Nov. 18, 2017	NR/16	Fayetteville, Ark.	L, 28-21
Nov. 17, 2018	NR/24	Starkville, Miss.	L, 52-6
Nov. 2, 2019		Fayetteville, Ark.	L, 54-24

100-YARD RUSHING GAMES (10)

Player	Date	Rushes	Yards	TDs
Rakeem Boyd	11/2/19	11	114	1
Rawleigh Williams	11/19/16	16	205	4
Devwah Whaley	11/19/16	19	112	1
Knile Davis	11/20/10	30	187	2
Darren McFadden	11/19/05	21	165	2
De'Arrius Howard	11/20/04	29	125	1
Cedric Cobbs	11/22/03	30	150	2
De'Arrius Howard	11/23/02	25	121	0
Matt Jones	11/17/01	10	131	0
Cedric Cobbs	11/17/01	18	101	3

300-YARD PASSING GAMES (6)

Player	Date	C-A	Yards	TDs
Austin Allen	11/19/16	18-25	303	2
Brandon Allen	11/21/15	30-43	406	7
Tyler Wilson	11/19/11	32-43	365	3
Ryan Mallett	11/20/10	17-26	305	3
Ryan Mallett	11/21/09	18-34	313	5
Nathan Dick	11/22/08	25-43	333	3

100-YARD RECEIVING GAMES (7)

Player	Date	Rec.	Yards	TDs
Hunter Henry	11/21/15	7	129	2
Hunter Henry	11/1/14	7	110	0
Chris Gragg	11/19/11	8	119	1
Jarius Wright	11/20/10	2	105	1
Cobi Hamilton	11/21/09	3	131	2
Lucas Miller	11/22/08	10	201	1
Cedric Washington	11/20/04	5	101	0

TOTALS

100-Yard Rushing Games (Players): 10 (8)

300-Yard Passing Games (Players): 6 (5)

100-Yard Receiving Games (Players): 7 (6)

STATISTICAL BREAKDOWN: GEORGIA at ARKANSAS

Arkansas	Rank: SEC (FBS)	Category	Mississippi State	Rank: SEC (FBS)
10.0	14 (70)	Scoring Offense	44.0	2 (11)
37.0	11 (59)	Scoring Defense	34.0	9 (49)
280.0	13 (66)	Total Offense	632.0	2 (3)
387.0	8 (37)	Total Defense	425.0	11 (46)
77.0	12 (69)	Rushing Offense	9.0	14 (72)
121.0	9 (24)	Rushing Defense	80.0	4 (12)
203.0	12 (51)	Passing Offense	623.0	1 (1)
266.0	8 (47)	Pass Defense	345.0	11 (65)
10.00	10 (66)	Kickoff Return Avg.	-	-
0.00	6 (52)	Punt Return Avg.	0.00	6 (52)
24:14	13 (70)	Time of Possession	30:28	7 (32)
21.4%	13 (68)	3rd Down Conv. Pct.	50.0%	5 (20)
30.0%	4 (16)	Opp. 3rd-D Conv. Pct.	29.4%	3 (15)
33.4	13 (63)	Net Punting	45.3	6 (7)
-1.00	9 (52)	Turnover Margin	-2.00	12 (63)
1	5 (29)	Fumbles Recovered	-	-
0	1 (1)	Fumbles Lost	2	11 (49)
1	5 (38)	Passes Intercepted	2	2 (21)
2	5 (40)	Turnovers Gained	2	5 (40)
3	11 (36)	Turnovers Lost	4	14 (55)
88.08	14 (70)	Passing Efficiency	168.05	5 (15)
116.90	3 (19)	Pass Efficiency Defense	134.52	8 (37)
10	13 (30)	Fewest Penalties	7	8 (17)
53	12 (20)	Fewest Yards Penalized	40	4 (9)
3.00	5 (21)	Sacks	7.00	1 (1)
2.00	4 (32)	Sacks Allowed	5.00	13 (67)
4.0	11 (61)	Tackles for Losses	7.0	7 (28)
4.00	2 (9)	Tackles for Loss Allowed	7.00	7 (43)
15	14 (71)	First Downs	24	4 (55)
19	5 (11)	First Downs Allowed	25	12 (22)
100%	1 (3)	Red Zone Offense	100%	1 (3)
75.0%	4 (20)	Red Zone Defense	100%	8 (52)

INDIVIDUAL STATS

ARKANSAS					MISSISSIPPI STATE				
Rushing					Rushing				
Att.	Yds.	Avg.	TD		Att.	Yds.	Avg.	TD	
Trelon Smith	6	38	6.3	0	Kylin Hill	7	34	4.9	0
Rakeem Boyd	11	21	1.9	0	Jo'Quavious Marks	3	15	5.0	0
KJ Jefferson	4	16	4.0	0	K.J. Costello	5	-38	-7.6	0
Passing					Passing				
Comp.	Att.	Yds.	TD/INT		Comp.	Att.	Yds.	TD/INT	
Feleipe Franks	19	36	200	1/2	K.J. Costello	36	60	623	5/2
Receiving					Receiving				
Rec.	Yds.	Avg.	TD		Rec.	Yds.	Avg.	TD	
Treylon Burks	7	102	14.6	1	Kylin Hill	8	158	19.8	1
Rakeem Boyd	4	8	2.0	0	Osirus Mitchell	7	183	26.1	2
Mike Woods	3	40	13.3	0	Austin Williams	7	57	8.1	1
Trelon Smith	3	13	4.3	0	JaVonta Payton	6	122	20.3	0
Punting					Punting				
No.	Yds.	Avg.	Long		No.	Yds.	Avg.	Long	
George Caratan	6	288	48.0	57	Tucker Day	2	95	47.5	58
Sam Loy	2	81	40.5	44	Reed Bowman	1	39	39.0	39
Punt Returns					Punt Returns				
No.	Yds.	Avg.	Long		No.	Yds.	Avg.	Long	
-	-	-	-	-	-	-	-	-	-
Kickoff Returns					Kickoff Returns				
No.	Yds.	Avg.	Long		No.	Yds.	Avg.	Long	
De'Vion Warren	1	10	10.0	10	-	-	-	-	-
Tackles					Tackles				
UT-AT	TT	TFL	Other		UT-AT	TT	TFL	Other	
Grant Morgan	4-9	13	0.0	-	Shawn Preston Jr.	6-5	11	0.0	-
Bumper Pool	5-6	11	1.5	1 SK	Erroll Thompson	4-6	10	1.0	1 SK
Jalen Catalon	7-2	9	0.0	1 PBU, 1 FF	Aaron Brule	6-4	10	1.0	1 SK
Jerry Jacobs	7-0	7	0.0	-	Esais Furdge	5-1	6	0.0	1 INT
Zach Williams	3-4	7	1.5	1 SK	Jordan Davis	2-4	6	0.0	1 PBU

LAST MEETING: MISSISSIPPI STATE 54, ARKANSAS 24

Score by Quarters	1	2	3	4	Total
Mississippi St.	14	24	7	9	54
Arkansas	0	10	7	7	24

Qtr Time Scoring play

1st	12:11	MS - Kylin Hill 4 yd run (Jace Christmann kick), 6-82 2:49
	05:31	MS - Osirus Mitchell 33 yd pass from Tommy Stevens (Jace Christmann kick), 11-80 5:21
2nd	14:04	MS - Jace Christmann 26 yd field goal, 11-68 4:55
	10:24	AR - Rakeem Boyd 52 yd run (Connor Limpert kick), 2-61 0:57
	07:55	MS - Kylin Hill 2 yd run (Jace Christmann kick), 6-75 2:29
	05:00	AR - Connor Limpert 40 yd field goal, 4-1 0:56
	02:42	MS - Kylin Hill 1 yd run (Jace Christmann kick), 5-84 2:18
	01:59	MS - Marcus Murphy 32 yd interception return (Jace Christmann kick)
3rd	10:33	MS - Farrod Green 3 yd pass from Tommy Stevens (Jace Christmann kick), 6-66 3:09
	04:03	AR - Mike Woods 11 yd pass from J.S. Jones (Connor Limpert kick), 12-59 6:30
4th	11:40	MS - Jace Christmann 46 yd field goal, 13-47 7:23
	09:47	AR - KJ Jefferson 5 yd run (Connor Limpert kick), 4-75 1:53
	08:22	MS - Nick Gibson 47 yd run (K. Schexnayder rush failed), 3-75 1:25

	MS	AR
FIRST DOWNS	27	10
RUSHES-YARDS (NET)	57-460	25-184
PASSING YDS (NET)	180	101
Passes Att-Comp-Int	19-13-0	24-9-1
TOTAL OFFENSE PLAYS-YARDS	76-640	49-285
Fumble Returns-Yards	0-0	0-0
Punt Returns-Yards	1-0	1--1
Kickoff Returns-Yards	2-27	8-154
Interception Returns-Yards	1-32	0-0
Punts (Number-Avg)	2-43.0	6-43.7
Fumbles-Lost	1-1	3-1
Penalties-Yards	3-23	2-10
Possession Time	40:09	19:51
Third-Down Conversions	8 of 13	2 of 12
Fourth-Down Conversions	1 of 1	1 of 1
Red-Zone Scores-Chances	5-6	2-2
Sacks By: Number-Yards	0-0	0-0

RUSHING: Mississippi St.-Kylin Hill 21-234; Nick Gibson 12-129; Tommy Stevens 15-74; L. Witherspoon 5-24; Malik Dear 2-4; Isaiah Zuber 1-minus 2; TEAM 1-minus 3. Arkansas-Rakeem Boyd 11-114; KJ Jefferson 2-26; Treyton Burks 4-15; A'Montae Spivey 3-14; Devwah Whaley 2-12; J.S. Jones 3-3.

PASSING: Mississippi St.-Tommy Stevens 12-18-0-172; Logan Burnett 1-1-0-8. Arkansas-Ben Hicks 4-13-1-44; J.S. Jones 4-9-0-25; KJ Jefferson 1-2-0-32.

RECEIVING: Mississippi St.-Dedrick Thomas 2-59; Austin Williams 2-18; Brad Cumbest 2-16; Osirus Mitchell 1-33; Isaiah Zuber 1-27; Stephen Guidry 1-8; Malik Dear 1-8; G. Spivey 1-7; Farrod Green 1-3; Kylin Hill 1-1. Arkansas-Tyson Morris 2-18; Mike Woods 2-15; Treyton Burks 1-32; Grayson Gunter 1-23; Trey Knox 1-9; Chase Harrell 1-6; Hudson Henry 1-minus 2.

INTERCEPTIONS: Mississippi St.-Marcus Murphy 1-32. Arkansas-None.

FUMBLES: Mississippi St.-Malik Dear 1-1. Arkansas-Joe Foucha 1-0; Treyton Burks 1-0; A'Montae Spivey 1-1.

Mississippi St. (4-5,2-4) vs. Arkansas (2-7,0-6)

Date: Nov 02, 2019 • Site: Fayetteville, Ark. • Stadium: DWRRS

Attendance: 52256

Kickoff time: 3:03 pm • End of Game: 6:08 pm • Total elapsed time: 3:05

Officials: Referee: Matt Loeffler; Umpire: Stan Weihe; Linesman: G.A. Gus Morris;

Line judge: Michael Shirey; Back judge: Tra Boger; Field judge: Heriberto Bonet;

Side judge: Jesse Dupuy; Center judge: Chris Snead;

Temperature: 53 • Wind: NNW 9mph • Weather: Sunny

GAME 2: MISSISSIPPI STATE

IN DEPTH CHART: OFFENSE

WR



8 Mike Woods ||| 6-1, 196, Jr.

Wk 1 vs. Georgia - 3 rec. for 40 yds... Started all 12 games in 2019 ... Led the team in receptions (33) and touchdowns (four) last year ... Posted first 100-yd game (115) vs. SJSU on 9/21 - Career-long 62-yd TD catch in game.

	REC	YDS	TD
2020	3	40	0
2019	33	423	4
2018	18	206	1
Totals	54	669	5

6 Kendall Catalon ||| 5-9, 182, R-Jr.

Sat out in 2019 after transferring from Southern ... Played two seasons at Southern leading the Jaguars in 2018 with 28 catches for 275 yards ... Older brother of safety Jalen Catalon.

	REC	YDS	TD
2018 (SU)	28	275	3
2017 (SU)	28	483	4
Totals	56	758	7

WR



16 Treyon Burks ||| 6-3, 232, So.

Wk 1 vs. Georgia career-high in rec (7) and yds (102)... 1st car. TD rec of 49-yds (career-long) ... Used in every aspect of offense - receiving, rushing, throwing and as a returner on ST ... 2019 led team in rec yds (475).

	REC	YDS	TD
2020	7	102	1
2019	29	475	0
Totals	36	577	1

10 De'Vion Warren ||| 5-10, 186, Sr. - OR - 41 T.J. Hammonds ||| 5-10, 189, R-Sr.

Wk 1 vs. Georgia - career-long 28 yd rec ... 9 GP in 2019, primarily on ST ... Returned a team-high 16 kickoffs for 326 yards, averaging 20.4 ypr ... Long was a 37-yard return at Ole Miss (9/7) ... Followed it with 36-yarder vs. CSU (9/14).

	REC	YDS	TD
Warren	1	28	0
2020	1	19	0
2019	0	0	0
2018	1	5	0
Totals	6	52	0

LT



76 Myron Cunningham ||| 6-6, 325, R-Sr.

In 2019, started 10 of 11 games played, primarily at left tackle, totaling 705 plays overall, 690 on the offensive line ... Allowed just one sack in 383 pass blocking plays ... Iowa Central CC transfer ... First Team NJCAA All-American (2018).

	GP	GS
2020	1	1
2019	11	10
Totals	12	11

73 Noah Gatlin ||| 6-7, 307, R-So.

Sidelined by preseason injury in 2019 ... Played in four games as a true freshman in 2018, starting twice at left tackle at Colorado State (9/8) and vs. North Texas (9/15) ... Allowed just two sacks during his time on the line - 193 total snaps.

	GP	GS
2020	1	1
2018	4	2
Totals	5	3

LG



62 Brady Latham ||| 6-5, 284, Fr.

Made first start Wk 1 vs. Georgia ... Played in 3 games in 2019 - Colorado St., Alabama & Miss. State, totaling seven snaps ... Rated as No. 11 player in Oklahoma by 247Sports ... Lettered in both football & baseball at Jenks High School.

	GP	GS
2020	1	1
2019	3	0
Totals	4	1

57 Shane Cienin ||| 6-6, 302, So. - OR - 70 Luke Jones ||| 6-5, 293, R-So.

Cienin played in 11 games in 2019, starting once at LG vs. MSU (11/2) ... Totaled 149 plays, 104 on the O-Line ... Jones transferred to Arkansas from Notre Dame in 2019, sat out due to transfer rules ... Did not play during in 2018.

	GP	GS
Cienin	0	0
2020	11	1
2019	7	1
2018	18	2
Totals	18	2

C



51 Ricky Stromberg ||| 6-4, 311, So.

First career start at C vs Georgia Wk 1 ... 2019 - Started first two games at LG, final nine at RG, playing all 12 games as a freshman ... Totaled 741 snaps and did not allow a sack in 417 pass protection plays.


	GP	GS
2020	12	11
2019	1	1
Totals	13	12

66 Ty Clary ||| 6-4, 298, Sr.

Started all 12 games at center in 2019, totaling 767 plays ... PFF National Team of the Week (Week 3) ... No. 3 rated C in SEC in 2019 (PFF) ... Did not allow a sack in 443 pass protection plays, with only two quarterback hits.

	GP	GS
2020	0	0
2019	12	12
2018	12	11
2017	7	4
Totals	31	27

RG



55 Beaux Limmer ||| 6-5, 293, R-Fr.

Made 1st car-start Wk 1 vs. Georgia ... 4 GP in 2019, seeing action vs. CSU (9/14), MSU (11/2), WKU (11/9) & Mizzou (11/29) ... Did not allow a sack in 16 pass blocking plays ... Consensus three-star prospect.

	GP	GS
2020	1	1
2019	4	0
Totals	5	1

71 Ryan Winkel ||| 6-6, 307, R-So.

Seen action in 11 of 12 games last season... Played in 119 snaps during the year, including 53 on the offensive line ... Earned an 81.3 in pass blocking (PFF) vs. SJSU (9/21) ... Finished the year with a 75.0 mark in pass protection.

	GP	GS
2020	0	0
2019	11	0
Totals	11	0

RT



73 Noah Gatlin ||| 6-7, 307, R-So.

Made 1st car-start Wk 1 vs. Georgia ... Sidelined by preseason injury in 2019 ... 4 GP as true freshman in 2018, starting 2 at left tackle at Colorado St. (9/8) & vs. North Texas (9/15) ... Allowed two sacks during his time on the line - 193 total snaps.

	GP	GS
2020	1	1
2018	4	2
Totals	5	3

78 Dalton Wagner ||| 6-9, 319, R-Jr.

Started at RT in all 12 games last year, totaling 798 snaps, including 751 on the O-Line - second-most on team ... Played in 11 of 12 games in 2018, one start at LT ... Did not allow a sack/QB hit in 65 pass blocking snaps.

	GP	GS
2020	0	0
2019	12	12
2018	11	1
Totals	23	13

QB



13 Feleipe Franks ||| 6-6, 228, R-Sr.

Threw 49-yd TD to Burks in ARK debut vs. Georgia ... Team Captain ... Florida transfer after 3 years (2017-19) ... Started all 13 games in '18, racking up 2,457 passing yds & 24 TDs, plus 350 rushing yds & seven TDs.

	C-A-I	YDS	TD
2020	19-36-2	200	1
2019 (UF)	54-71-3	698	5
2018 (UF)	188-322-6	2,457	24
2017 (UF)	125-229-8	1,438	9
Totals	367-622-17	4,593	38

1 KJ Jefferson ||| 6-3, 236, R-Fr.

Dual-threat QB ... Played in three games in 2019 ... Started at LSU (7-14, 105 yds) ... Debuted vs. MSU (11/2) ... Tossed lone completion to Treyon Burks for 32-yard gain ... Rushed for a five-yard score.

	C-A-I	YDS	TD
2020	1-2-0	3	0
2019	14-31-1	197	0
Totals	14-31-1	197	0

RB



5 Rakeem Boyd ||| 6-0, 206, Sr. > 2nd Team Preseason All-SEC, Doak Walker Watch List

Team Captain ... Started all 12 games in 2019, one of seven Hogs ... Team's leading rusher for second-straight year ... First Hog since 2016 (Rawleigh Williams III) to rush for 1,000 yards in a season ... Hit 100-yard mark eight times at UA.

	ATT	YDS	TD
2020	11	21	0
2019	184	1,133	8
2018	123	734	2
Totals	307	1,867	10

22 Trelon Smith ||| 5-9, 185, R-So.

Led Arkansas in rushing yds Wk 1 vs. Georgia ... Sat out 2019 due to transfer rules ... Transferred from Arizona St. after 2018 season - two-year letterwinner (2017-18) ... Redshirted 2018 - 4 GP - rushed for 56 yards on 11 carries

	ATT	YDS	TD
2020	6	38	0
2018 (ASU)	11	56	0
2017 (ASU)	1	4	0
Totals	12	60	0

TE



82 Hudson Henry ||| 6-5, 249, R-Fr.

Made his first career start against Georgia ... Caught a 14-yard pass at LSU as part of a two-reception, 17-yard day ... Consensus four-star prospect ... Ranked as top TE in the country from Pulaski Academy in Little Rock.

	REC	YDS	TD
2020	0	0	0
2019	3	15	0
Totals	3	15	0

89 Blayne Toll ||| 6-5, 234, Fr.

Made debut as a true freshman in Week 1 vs. Georgia ... Moved to TE during preseason camp from DL ... Four-star prospect by ESPN ... Tagged as the No. 20 SS DE in the country by ESPN ... Played receiver in high school

	REC	YDS	TD
2020	0	0	0
Totals	0	0	0

WR



7 Trey Knox ||| 6-5, 207, So.

Started all 11 games he played last season ... Hauled in 28 passes for 385 yards, averaging 13.8 yards per catch ... Ranked third among SEC freshman receivers in yards, yards per catch, receptions per game (2.5) and yards per game (35.0).

	REC	YDS	TD
2020	1	3	0
2019	28	385	3
Totals	29	388	3

19 Tyson Morris ||| 6-1, 202, R-Sr.

Played in 11 games in 2019 ... Caught at least one pass in 11 games, including each of the first seven games - the only Hog to do so ... Averaged 11.9 yds per catch ... Hit a season-high four rec. for 60 yds vs. SJSU (9/21).

	REC	YDS	TD
2020	0	0	0
2019	13	155	1
2018	4	30	1
Totals	17	185	1

IN DEPTH CHART: DEFENSE

	U-A-T	TFL	SACK
2020	2-2-4	15-20	15-20
2019	0-1-1	0-0-0	0-0-0
2018	8-13-21	25-33	0-0-0
Totals	10-16-26	40-33	15-20

5 Dorian Gerald III | 6-3, 288, R-Sr.

First career sack vs. Georgia in Wk 1, first sack was loss of 17 yds ... Started the 2019 opener vs. PSU, suffering a season-ending injury ... Played in eight games in '18, starting the final two road matchups at DE.



JACK

	U-A-T	TFL	SACK
2020	0-0-0	0-0-0	0-0-0
2019	9-10-19	15-4	0-0-0
Totals	9-10-19	15-4	0-0-0

11 Mataio Soli III | 6-4, 235, So.

Started 11 of 12 games at defensive end last year ... Tallied four multi-tackle games, including a season-high three stops, two solo vs. both Ole Miss (9/7) & Auburn (10/19) ... Son of former Arkansas D-Lineman Junior Soli (1992-95).



DT

	U-A-T	TFL	SACK
2020	0-3-3	0-0-0	0-0-0
2019	7-10-17	1-0-3	0-5-1
2018	1-0-1	0-0-0	0-0-0
Totals	14-26-40	5-0-12	0-5-0

93 Isaiah Nichols III | 6-3, 276, R-So.

Made 1st career start Wk 1 vs. Georgia - first car PBU ... Played in all 12 games as a redshirt freshman in 2019 ... Made 17 stops, seven solo, with one tackle for loss ... Posted a tackle in nine of 12 games ... Played in three games in 2018.



DT

	U-A-T	TFL	SACK
2020	0-0-0	0-0-0	0-0-0
2019 (Clemson)	4-2-6	0-5-0	0-5-0
2018 (Clemson)	5-3-8	10-12	10-12
2017 (Clemson)	5-4-9	10-2	10-2
Totals	14-9-23	25-14	25-14

97 Xavier Kelly III | 6-5, 311, R-Sr.

Grad transfer from Clemson ... Finished his Tiger career with 26 tackles, 2.5 for loss, a forced fumble & a fumble recovery in 256 career snaps and 28 total games at Clemson ... Transitioned from DE to DT in 2018.



	U-A-T	TFL	SACK
2020	1-1-2	0-0-0	0-0-0
2019	8-9-17	4-5-12	0-5-0
2018	4-10-14	0-0-0	0-0-0
2017	2-4-6	0-0-0	0-0-0
Totals	15-24-39	5-0-12	0-5-0

42 Jonathan Marshall III | 6-3, 299, Jr.

Team Captain ... Played in all 12 games in 2019, seeing 311 snaps on the D-Line ... Ranked sixth on the team in TFLs ... Also had three PBUs & forced a fumble at UK (10/12) ... Season-high three stops vs. Mizzou (11/29).



DT

	U-A-T	TFL	SACK
2020	0-2-2	0-0-0	0-0-0
Totals	0-2-2	0-0-0	0-0-0

91 Taurean Carter III | 6-3, 291, R-Fr.

First career game vs. Georgia in Wk 1 ... Did not see action as a true freshman in 2019 ... Named the No. 30 defensive tackle in the nation coming out of high school ... Throws shot put for Arkansas track & field team.

	U-A-T	TFL	SACK
2020	1-0-1	0-0-0	0-0-0
Totals	1-0-1	0-0-0	0-0-0

13 Julius Coates III | 6-6, 289, Jr.

JUCO transfer from East Mississippi CC ... Tallied 30 tackles in 10 games, 19 solo, with nine TFLs and six sacks ... Forced two fumbles, recovered two and broke up two passes ... Played offense at Ellsworth Community College in 2018.



DE

	U-A-T	TFL	SACK
2020	0-3-3	0-0-0	0-0-0
2019	1-3-4	0-0-0	0-0-0
Totals	1-6-7	0-0-0	0-0-0

50 Eric Gregory III | 6-4, 283, R-Fr.

Played in two games in 2019, appearing against Auburn (10/19) and Mississippi State (11/2) ... Totaled 27 snaps, 25 on the defensive line ... Recorded four tackles, two against both teams ... Four-star prospect by Rivals and ESPN.

	U-A-T	TFL	SACK
2020	5-6-11	1-0-4	0-5-3
2019	38-56-94	6-5-12	1-0-6
2018	14-15-29	2-5-4	0-0-0
Totals	57-77-134	10-0-20	1-5-9

10 Bumper Pool III | 6-2, 229, Jr.

Wk 1 vs. Georgia - 2nd on team with 11 tckls - had 1.0 TFL ... In 2019 started 12 gms ... Finished 2nd on the team in tackles with a career-high 94, posted two DD tackle games vs. Miss. State & Mizzou ... Yes, that's his real name.

	U-A-T	TFL	SACK
2020	0-0-0	0-0-0	0-0-0
2019 (OU)	3-0-3	0-0-0	0-0-0
2018 (OU)	0-0-0	0-0-0	0-0-0
Totals	3-0-3	0-0-0	0-0-0


30 Levi Draper III | 6-1, 235, R-Jr.

Transfer from Oklahoma ... Played in all 14 games in 2019 for Sooners, mostly on special teams, making three tackles ... Played in all 14 games in 2018 on special teams ... Four-star recruit out of Collinsville (Okla.) HS.

	U-A-T	TFL	SACK
2020	4-9-13	0-0-0	0-0-0
2019	9-30-39	3-0-14	1-0-8
2018	8-16-24	2-5-4	0-0-0
2017	22-16-38	3-5-15	1-0-9
Totals	44-71-114	9-0-33	2-0-17

31 Grant Morgan III | 5-11, 222, R-Sr.

Wk 1 vs. Georgia 1st career-start, led team with career-high 13 tckls, 10 in 1st half ... Team Captain ... Played in all 12 games in 2019 ... Top PFF defensive grade at Ole Miss (84.3).



LB

	U-A-T	TFL	SACK
2020	1-0-1	0-0-0	0-0-0
2019	2-3-5	0-0-0	0-0-0
Totals	3-3-6	0-0-0	0-0-0

28 Andrew Parker III | 6-2, 235, R-So.

Played in seven games as a redshirt freshman in 2019, making five tackles ... Redshirted in 2018 after picking Arkansas over Texas A&M, Texas, TCU and others.

	U-A-T	TFL	INT
2020	7-0-7	0-0-0	0-0
2019 (ASU)	16-5-21	1-0-7	0-0
2018 (ASU)	24-7-31	3-0-7	4-9
Totals	47-12-59	4-0-14	4-9

0 Jerry Jacobs III | 5-11, 203, R-Sr.

Wk 1 vs. Georgia first game at Arkansas, 7 solo stops ... Grad transfer from Arkansas St. (2018-19), 52 total tackles in 17 gms in 2 seasons, with 4.0 TFL ... At Hutchinson CC (2017), earning KJCC All-Conference honors.



CB

	U-A-T	TFL	INT
2020	0-0-0	0-0-0	0-0
Totals	0-0-0	0-0-0	0-0

20 Khari Johnson III | 6-0, 189, Fr.

Played first career game Wk 1 vs. Georgia ... Three-star prospect by 247Sports and ESPN ... Rated as the No. 14 player in the state by 247Sports ... Suffield Academy in Suffield, Conn. ... Played on both sides of the ball in HS.

	U-A-T	TFL	INT
2020	7-2-9	0-0-0	0-0
2019	3-3-6	0-0-0	0-0
Totals	10-5-15	0-0-0	0-0

1 Jalen Catalan III | 5-10, 189, R-Fr.

Played in four games in 2019 ... Saw 33 defensive snaps and 14 on special teams, with the majority of his time on the field vs. WKU (11/9) ... Recorded six tackles in the game, with a PBU & a forced fumble ... Four-star from Mansfield, Texas.

	U-A-T	TFL	INT
2020	0-0-0	0-0-0	0-0
2019	16-12-28	1-0-2	0-0
2018	1-4-5	0-0-0	0-0
Totals	17-16-33	1-0-2	0-0

18 Myles Mason III | 6-2, 204, Jr.

In 2019 11 GP with 1 start ... Totaled 434 plays, 334 on defense ... Opened and closed the season with five tackles in both games against Portland State (8/31) & Mizzou (11/29) ... ESPN four-star recruit

	U-A-T	TFL	INT
2020	1-2-3	0-0-0	0-0
2019	1-0-1	0-0-0	0-0
Totals	2-2-4	0-0-0	0-0

15 Simeon Blair III | 5-10, 204, R-So.

Started first career game Wk 1 vs. UGA and had first career multi-tackle game ... Played in 11 games in 2019, mostly on special teams ... DNP as true freshman in 2018 ... Played QB and DB at Pine Bluff HS.



BS

	U-A-T	TFL	INT
2020	2-1-3	0-0-0	0-0
2019	44-43-87	1-0-2	1-20
2018	6-5-11	0-0-0	0-0
Totals	52-49-101	1-0-2	1-20

- OR - 7 Joe Foucha III | 5-11, 188, Jr.

Started all 12 games at FS last year ... Totaled 853 plays in 2019, also seeing time on special teams ... Finished third on the team in total tackles (87) ... Recorded an interception (PSU), recovered a fumble (OM) & broke up four passes.

	U-A-T	TFL	INT
2020	3-0-3	0-0-0	1-0
2019	25-14-39	1-0-3	1-12
2018	8-1-9	0-0-0	0-0
Totals	36-15-51	1-0-3	2-12

21 Montaric Brown III | 6-0, 190, R-Jr.

Wk 1 vs. Georgia - picked off pass in 1st half ... Started 10 games in 2019 ... Tallied three PBUs, an interception and a fumble recovery, posting multiple stops in all 10 games ... Fumble recovery vs. CSU (9/14) and INT vs. TAMU (9/28).

	U-A-T	TFL	INT
2020	0-0-0	0-0-0	0-0
2019	1-1-2	0-0-0	0-0
Totals	1-1-2	0-0-0	0-0

4 Malik Chavis III | 6-2, 194, R-Fr.

Played in two games in 2019, making two tackles as a true freshman ... Three-star recruit out of Rison (Ark.) HS lettering four years in football ... Ran for 939 yards on 91 carries with 11 TDs as a senior for the Wildcats.



CB

	U-A-T	TFL	INT
2020	1-1-2	0-0-0	0-0
2019	13-12-25	0-0-0	1-6
Totals	14-13-27	0-0-0	1-6

9 Greg Brooks So. III | 5-11, 185, So.

Started all 12 games at nickel back in 2019 ... Played in 515 snaps, the most of any freshman last year ... Recorded 25 stops, with three PBUs, a quarterback hurry & an interception in the second half against Missouri (11/29) in Little Rock.

	U-A-T	TFL	INT
2020	0-1-1	0-0-0	0-0
2019	15-7-22	0-0-0	0-0
2018	0-0-0	0-0-0	0-0
Totals	15-8-23	0-0-0	0-0

24 LaDarrius Bishop III | 6-0, 193, R-So.

Played in 10 games, starting in three at cornerback in 2019 ... Started against San Jose State, Mississippi State and LSU ... Played in two games as a true freshman in 2018.

NB

RAZORBACK TRENDS

	2020	Streak
Overall	0-1	L10
At Home	0-1	L6
On the Road	0-0	L9
Neutral	0-0	L5
August	0-0	W2
September	1-4	L3
October	0-0	L4
November	0-0	L8
December-January	0-0	L1
vs. SEC	0-1	L20
vs. Non-Conference	0-0	L2
vs. Ranked Opponents	0-1	L14
Record in Games...		
Decided by 7 pts or less	0-0	L3
Decided by 3 pts or less	0-0	W4
During the day	0-1	L6
At night	0-0	L11
Record When Scoring...		
Less than 21 points	0-1	L8
21+ points	0-0	L3
30+ points	0-0	W1
40+ points	0-0	W3
50+ points	0-0	W4
Record When Allowing...		
Less than 14 points	0-0	W13
Less than 21 points	0-0	W9
21+ points	0-1	L10
Record When...		
Scoring first	0-1	L4
Opponents score first	0-0	L7
Leading after the 1Q	0-1	L3
Trailing after the 1Q	0-0	L15
Tied after the 1Q	0-0	L2
Leading at halftime	0-1	L2
Trailing at halftime	0-0	L17
Tied at halftime	0-0	--
Leading after the 3Q	0-0	L1
Trailing after the 3Q	0-1	L20
Tied going into the 4Q	0-0	W1
In overtime games	0-0	L1
Record With...		
Less than 300 yards total offense	0-1	L16
400+ yards total offense	0-0	L1
500+ yards total offense	0-0	W2
Less than 100 yards rushing	0-1	L7
100+ yards rushing	0-0	L7
200+ yards rushing	0-0	L1
300+ yards rushing	0-0	L1
Less than 200 yards passing	0-0	L7
200+ yards passing	0-1	L3
300+ yards passing	0-0	L1
400+ yards passing	0-0	L2
A 100-yard rusher	0-0	L3
2+ 100-yard rushers	0-0	W8
Record When Allowing...		
Less than 200 total yards	0-0	W6
200+ total yards	0-1	L10
300+ total yards	0-1	L10
400+ total yards	0-1	L7
Less than 100 rush yards	0-0	L1
100+ rush yards	0-1	L9
200+ rush yards	0-0	L5
Less than 200 pass yards	0-0	L4
200+ pass yards	0-1	L6
300+ pass yards	0-0	L5
400+ pass yards	0-0	L3
A 100-yard rusher	0-0	L4
Record When Having...		
No turnovers	0-0	L3
Less than 3 turnovers	0-0	L4
3 or more turnovers	0-0	L19
No takeaways	0-0	L5
Less than 3 takeaways	0-1	L10
3 or more takeaways	0-0	W3
Win turnover battle	0-0	L4
Lost turnover battle	0-1	L14
Turnovers even	0-0	W1
More than 30:00 TOP	0-0	L1
Less than 30:00 TOP	0-1	L9

RAZORBACK NOTEBOOK

SERIES NOTABLES

- Arkansas faces Mississippi State for the 31st time in the all-time series. The Razorbacks lead the set, 16-13-1 with the series tied 7-7 in Starkville.
- This season's Oct. 3 meeting marks the first time since the series' second ever showdown on Sept. 30, 1939, that the two haven't met in November.
- The Razorbacks last won in Starkville, 58-42, on Nov. 18, 2016. It was also Arkansas' last win in the series.
- Mississippi State won the first meeting in the series, 20-7, on Nov. 25, 1916 in Memphis, Tenn.
- The winning team has posted at least 50 points in four of the last five meetings.
- Arkansas has won all three overtime games in the series and last won in 2 OT on Nov. 20, 2010, 38-31.

QUICK HITS

- A Razorback quarterback has thrown for 300 or more yards in a game in four of the last five years.
- Arkansas has had at least one player record 100 rushing yards in a game in each of the last 36 years.
- Arkansas has had at least one receiver post a 100-yard receiving game in 14-straight years.
- The Razorbacks returned to a natural-grass playing surface at DWRRS last season for the first time since 2009.
- Thirty-nine student-athletes on the 2020 roster are from inside the state's borders, with five from Fayetteville - Ty Clary, Jon Conley, Elias Hale, Jack Lindsey, and Tyson Morris.
- Seventeen different states are represented on this year's team.

SCHEDULE NOTABLES

- In the latest edition of the AP Poll (Sept. 27) eight of Arkansas' 10 opponents this year are ranked.
- Arkansas will play back-to-back AP Poll ranked teams to begin the season for the first time in school history.
- Sam Pittman is the first Razorback head coach in program history to face a ranked team in his first game as head coach.

LAST TIME OUT

Arkansas dropped its season-opener to No. 4 Georgia, 37-10, but did hold a 7-5 halftime lead. QB Feleipe Franks went 19-for-36 for 200 yards and a touchdown in his Razorback debut and put Arkansas on top first with a 49-yard TD toss to WR Treyton Burks. Now a sophomore, Burks compiled a career game, setting personal bests in receptions (7) and receiving yards (102) while scoring his first career TD on a career-best 49-yard grab. Nine different Hogs made their first career starts including De'Vion Warren (WR), Beaux Limmer (RG), Brady Latham (LG), Isaiah Nichols (DT), Julius Coates (DE), Grant Morgan (LB), Jalen Catalan (S), Simeon Blair (S) and Jonathan Marshall (DT).

THE PITT BOSS IS BACK

Sam Pittman returns to the Hill to lead the Razorback football program as head coach. With an extensive 32 years of coaching, including stops at seven different power five schools, Pittman is back with the Hogs, where he spent three years (2013-15) as assistant head coach, the offensive line coach and recruiting coordinator. Pittman is widely regarded as one of the nation's best offensive line coaches and recruiters. He has coached 15 players that have been selected in the NFL Draft since 2013, including first round picks Andrew Thomas (4th in 2020), Isaiah Wilson (29th in 2020), Frank Ragnow (20th in 2018), Isaiah Wynn (23rd overall in 2018), Ja'Wuan James (19th overall in 2014) and Jonathan Cooper (7th overall in 2013). Overall, Pittman has coached seven offensive linemen that were selected in the first round of the NFL Draft, including Stockar McDougle (20th overall in 2000). Travis Swanson also became the highest drafted Razorback center in school history when he was picked 76th overall in 2014.

LEADERS OF THE BAND

On Sept. 16, head coach Sam Pittman announced the team's four captains for the 2020 season. All seniors, the captain's list includes: Rakeem Boyd, Feleipe Franks, Jonathan Marshall and Grant Morgan. Boyd served as one of the team's rotating captain for last year's game against Colorado State. For the 2020 campaign, only one player will be allowed to participate in the pregame coin toss due to player safety precautions.

LAST RIDE FOR THE DREAM

Senior running back Rakeem Boyd returns for his third year leading the Razorback backfield. The Houston, Texas, native has been the team's top rushing attack in each of the last two seasons, posting 734 yards on 123 carries in 2018 and 1,133 yards last season behind 184 touches, finding the endzone 10 times over the two years, including eight touchdowns in 2019. Boyd finished the season ranked fourth in the SEC and 27th nationally after averaging 94.4 rushing yards per game and sixth in the conference in yards per carry at 6.2. He was also a threat catching the ball, hauling in 19 passes through the air for 160 yards. Boyd will start the year on four watch lists: Doak Walker, Earl Campbell Tyler Rose, Maxwell and Reese's Senior Bowl Top 250.



Sam Pittman was tabbed as the 34th head coach in Razorback Football history on Dec. 8. He previously served as assistant head coach, leading the Arkansas offensive line from 2013-15.



Rakeem Boyd is poised for another memorable season after leading Arkansas' rushers the last two years.

RAZORBACK NOTEBOOK

DRIPPIN' BOYD BULLETS

- Boyd was the first Razorback to rush for 1,000 yards in a season since Rawleigh Williams III (1,360) in 2016.
- Boyd rushed for 100+ yards in five games in 2019, posting a season-high 185 yards against Western Kentucky on Nov. 9, his most rushing yards as a Razorback.
- He has eclipsed the 100-yard mark in eight games over two years, making him one of 16 Razorback running backs in school history to do so.
- Boyd's eight 100-yard games are: **2018** - Alabama (102), Ole Miss (109), Vanderbilt (113) // **2019** - Portland State (114), Colorado State (122), Kentucky (134), Mississippi State (114), Western Kentucky (185).
- Last year, his Western Kentucky showing was one for the record books. He carried the ball eight times, scoring twice on 76- and 86-yard plays. It marked five rushing touchdowns in 2019 from 50+ yards.
- Boyd's pair of 76+ yard scores in the same game made him the first Hog since at least 1997 to do so and the first Arkansas RB since Felix Jones (2006) to have two in the same season.

THE NEW OLD GUY ON THE BLOCK

For the second-straight year, a transfer QB is guiding the Arkansas offense. This season, the task will be undertaken by Feleipe Franks, who joined the Hogs after three years at Florida (2017-19). Franks played in 28 games and made 25 starts for the Gators, registering 4,593 passing yards with 37 touchdowns to 17 interceptions and a 59.1% completion percentage (354-for-599). On the ground, the Crawfordville, Fla. product ran for 438 yards and eight scores. Last season, Franks started the first three games of the season but missed the remainder of the campaign due to an injury. In his last healthy season as a redshirt sophomore in 2018, he started all 13 games guiding the Gators to a 10-3 record and a No. 6 final ranking in the USA Today Coaches' Poll throwing for 2,457 yards and 24 touchdowns. Leading the Gators to a 41-15 thrashing of No. 7 Michigan in the Chick-Fil-A Peach Bowl, he earned Offensive MVP honors racking up 173 passing yards (13-for-23) and one touchdown, while rushing for 74 yards and a score. He begins the year on the Johnny Unitas Golden Arm Award and Reese's Senior Bowl Top 250 watch lists.

WHERE CAN'T HE PLAY?

Sophomore receiver Treyton Burks has done a little bit of everything in his two seasons for the Razorbacks. He has been used



Treyton Burks was a threat every time he stepped on the field last year, proving he was one of the top freshman in the conference in 2019.

in every aspect of the offense - receiving, rushing, throwing - plus as a returner on special teams. Burks hauled in 29 passes for 475 yards, leading the team in receiving yards. He averaged 16.4 yards per catch and 43.2 yards per game, both ranking second among conference freshmen. He was also the team's main punt returner, fielding 12 punts for 130 yards for a 10.8 clip. Along with punt returns, Burks was used in the kickoff return game as well, taking back 10 for 226 yards for an average of 22.6 yards per return. He finished second on the team in all-purpose yards with 866. Burks is on the Paul Hornung Award watch list to begin the 2020 campaign.

DON'T FORGET ABOUT HIS HANDS

Burks has been blessed with size 10.25 inch hands, measured from thumb to pinky finger. Here is how his size 5XL hands compare:

- Average male size - 7.6"
- Houston Texans Receiver DeAndre Hopkins - 10.1"
- Cleveland Browns Receiver Odell Beckham Jr. - 10"
- Atlanta Falcons Receiver Julio Jones - 9.75"
- NBA Hall of Famer Shaquille O'Neal - 11.75"

DYNAMIC TRIO

Burks and fellow sophomore receiver Trey Knox were regarded as one of the top freshman receiver duos in the country last season, and combined with junior wideout Mike Woods, the Hogs are poised to have a strong stable of pass catchers in 2020. The group registered 145 of Arkansas' 203 receiving yards in Week 1 against Georgia. Woods put together a strong sophomore campaign, leading the team in receptions (33) and touchdown catches (four), racking up 423 receiving yards for 12.8 yards per catch. He was the only Razorback to catch a touchdown pass from four different quarterbacks last season. Knox followed closely behind the two, posting 28 receptions for 385 yards, finding the endzone three times in 2019.

BIG MAN ON THE RIGHT

Senior offensive lineman Myron Cunningham packed on more weight and is expected to be an immovable object in the trenches for the Hogs in 2020. He appeared in every offensive snap in eight of 11 games played, starting 10 games, while allowing just one sack in 383 plays of pass protection. He starts the 2020 campaign on the Reese's Senior Bowl Top 250 Watch List.

HOG ISLAND

Arkansas returns four of its interceptions from last season, all coming from different defenders. The Razorbacks entered the 2019 campaign without any players who had picked off a pass in a game.

- Jarques McClellion vs. Portland State (8/31)
- Joe Foucha vs. Portland State (8/31)
- Montaric Brown vs. Texas A&M (9/28)
- Greg Brooks Jr. vs. Missouri (11/29)

CAREER 100-YARD RUSHING GAMES

Rakeem Boyd • Sr. • RB (8)

185, Western Kentucky, 2019
134, Kentucky, 2019
122, Colorado State, 2019
114, Mississippi State, 2019
114, Portland State, 2019
113, Vanderbilt, 2018
109, Ole Miss, 2018
102, Alabama, 2018

T.J. Hammonds • R-Sr. • RB (1)

119, Coastal Carolina, 2017

CAREER 100-YARD RECEIVING GAMES

Mike Woods • Jr. • WR (1)

115, San Jose State, 2019

Treyton Burks • So. • WR (1)

102, Georgia, 2020

2020 HONORS

PRESEASON ALL-SEC

Rakeem Boyd • Sr. • RB

Phil Steele - Second Team Offense
Athlon Sports - Second Team Offense
SEC Coaches - Second Team Offense

Treyton Burks • So. • WR

Phil Steele - Third Team Punt Return

Ty Clary • Sr. • OL

Phil Steele - Fourth Team Offense

Bumper Pool • Jr. • LB

Phil Steele - Fourth Team Defense

Jordan Silver • Sr. • LS

Phil Steele - Fourth Team Special Teams

Ricky Stromberg • So. • OL

Athlon Sports - Fourth Team Offense

De'Vion Warren • Sr. • WR

Phil Steele - Fourth Team Kick Return
Athlon Sports - Fourth Team Kick Return

WATCH LISTS

Rakeem Boyd • Sr. • RB

Doak Walker Award
Maxwell Award
Reese's Senior Bowl Top 250
Earl Campbell Tyler Rose Award

Treyton Burks • So. • WR

Paul Hornung Award

Myron Cunningham • Sr. • OL

Reese's Senior Bowl Top 250

Feleipe Franks • Sr. • QB

Johnny Unitas Golden Arm Award
Reese's Senior Bowl Top 250

A.J. Reed • Sr. • K

Lou Groza Award

RAZORBACKS IN THE NFL

#PRHOGS

As of Sept. 27, 2020

Name	Pos.	NFL Team
McTelvin Agim	DL	Denver Broncos
^Brandon Allen	QB	Cincinnati Bengals
Kamren Curl	S	Washington Football Team
Trey Flowers	DE	Detroit Lions
Hjalte Froholdt	OL	New England Patriots
Dre Greenlaw	LB	San Francisco 49ers
^Chase Harrell	TE	San Francisco 49ers
^DeJon Harris	LB	Green Bay Packers
Hunter Henry	TE	Los Angeles Chargers
^Cody Hollister	WR	Tennessee Titans
^Jeremiah Ledbetter	DT	Tampa Bay Buccaneers
Jason Peters	OL	Philadelphia Eagles
Frank Ragnow	OL	Detroit Lions
Randy Ramsey	LB	Green Bay Packers
^Chris Smith	DE	Las Vegas Raiders
^T.J. Smith	DL	Los Angeles Chargers
Jeremy Sprinkle	TE	Washington Football Team
Armon Watts	DL	Minnesota Vikings
Deatrich Wise Jr.	DE	New England Patriots

* Reserve/Injured // ^ Practice Squad

ACTIVE CAREER LEADERS

TACKLES

Rank	Player, Class	Tackles
1.	Bumper Pool, Jr.	134
2.	Grant Morgan, Sr.	114
2.	Joe Fouca, Jr.	101
4.	Jarques McClellion, Jr.	59
	Hayden Henry, Sr.	59

TACKLES FOR LOSS

Rank	Player, Class	TFL
1.	Bumper Pool, Jr.	10.0
2.	Grant Morgan, Sr.	9.0
3.	Jonathan Marshall, Sr.	5.0
4.	Dorian Gerald, R-Sr.	4.0
5.	Deon Edwards, R-Sr.	2.5
	Hayden Henry, Sr.	2.5

SACKS

Rank	Player, Class	Sacks
1.	Grant Morgan, Sr.	2.0
2.	Dorian Gerald, R-Sr.	1.5
	Hayden Henry, Sr.	1.5
4.	Bumper Pool, Jr.	1.0
5.	Jonathan Marshall, Sr.	0.5
	Isaiah Nichols, R-So.	0.5

INTERCEPTIONS

Rank	Player, Class	INTs
1.	Montaric Brown, Jr.	2
2.	Greg Brooks, So.	1
	Joe Fouca, Jr.	1
	Jarques McClellion, JR.	1

RUSHING

Rank	Player, Class	Yards
1.	Rakeem Boyd, Jr.	1,888
2.	Feleipe Franks, R-Sr.	451
3.	T.J. Hammonds, R-Sr.	341
4.	Trelon Smith, R-Jr.	98
5.	Jack Lindsey, R-Sr.	80

RECEPTIONS

Rank	Player, Class	Receptions/Yards
1.	Mike Woods, Jr.	54/679
2.	Rakeem Boyd, Sr.	46/333
3.	Treyon Burks, So.	36/577
4.	Trey Knox, So.	29/388
5.	Tyson Morris, R-Sr.	17/185

RAZORBACK NOTEBOOK

AGENT 0

Although four defenders from last year's squad have an interception to their name, a new addition to the Arkansas secondary posted four picks in one season at Arkansas State in Jerry Jacobs. He is the first Razorback in program history to wear No. 0 and tied for the team-lead with seven solo stops in Week 1 vs. Georgia. He played two years for the Red Wolves from 2018-19, racking up 52 total tackles in 17 games, with 40 solo and four for loss. He had 31 tackles, 24 solo, in 2018, breaking up 12 passes while intercepting four. Before his time in Jonesboro, Jacobs was a KJCC All-Conference honoree from Hutchinson (Kan.)

Community College, playing 12 games, totaling 39 tackles with four more picks where current Razorback linebacker coach Rion Rhoades was his head coach.

BUMP THAT

Junior linebacker Bumper Pool leads the linebacker unit in 2020 after finishing his sophomore season with a career-high 94 tackles, the second-most last year and the most among returning defenders. He picked up right where he left off last season, making 11 tackles with 1.0 TFL and 0.5 sacks against Georgia in Week 1. Pool started all 12 games in 2019 at the WILL linebacker spot, appearing in 698 plays, with 623 coming on defense. He tallied 38 solo stops, 6.5 for loss, the most among returners, with half-a-sack, breaking up five passes and one quarterback hurry. Pool posted three double-digit tackle games in 2019, racking up a season-best 13 against both Mississippi State (11/2) and Missouri (11/29). He is currently the team's active career leader in total tackles with 134 and tackles for loss with 10.0.

CAPTAIN MORGAN

Pool is flanked by fellow linebacker and senior captain Grant Morgan, a Greenwood, Arkansas native. Morgan has not missed a game in his three years playing for the Hogs, and made his first career start this year in Week 1 vs. Georgia. He impressed making a career-best 13 tackles, with 10 in the first half. Grant is the younger brother of former Arkansas receiver Drew Morgan.

THE BIG DOG

Another defender who has been in the program since 2016 is redshirt-senior captain Jonathan Marshall, who has missed just one game of 36=7 over the last three years on the line. A freak in the weight room, Marshall has played in 853 snaps during his time as a Hog, posting 5.0 tackles for loss, good for third on the team. Last year, he had 17 tackles, eight solo, enjoying his best season in the backfield with 4.5 tackles for loss and half-a-sack. He also had three pass breakups and forced a fumble at Kentucky on Oct. 12. Marshall has had a family history of playing at the next level, with his cousin, Cedric Reed playing for the Buffalo Bills and another relative, Cedric Hardman, remains as the San Francisco 49ers all-time franchise leader in sacks with 112.5.

ANOTHER GROZA SEMIFINALIST ON THE HILL

Hog fans were spoiled by near-automatic kicker Connor Limpert over the last few years. Now, Arkansas has acquired another Lou Groza Award semifinalist in grad transfer A.J. Reed. A native of Prattville, Alabama, Reed spent the last three years kicking for Duke and is coming off the best year of his collegiate career. He recorded a team-best 79 points on 15-of-18 (.833) field goals and 34-of-34 (1.000) PATs in 2019, including a career-long field goal of 51 yards against Syracuse. He was the only kicker in the ACC to convert three FGs of 49+ yards (North Carolina A&T, Middle Tennessee and Syracuse), while his 51-yarder was the 29th field goal of 50+ yards in Duke history. He earned ACC Specialist of the Week on Nov. 18 after the 51-yard conversion, while also hitting on a 31-yard kick in the game against Syracuse.

TAKE TWO FOR DG

Redshirt-senior defensive lineman Dorian Gerald gets another shot at disrupting opposing offenses this season after a season-ending injury cut his 2019 short. He created havoc in his first game back, totaled 1.5 TFLs Week 1 against Georgia. In 2018, Gerald racked up 21 tackles, eight solo, with 2.5 tackles for loss. He also broke up two passes and was credited with two quarterback hurries. He joined the Razorbacks after earning the top defensive end spot in the country in ESPN's junior college top 50 list for his performance at College of the Canyons (Calif.). Gerald tallied 96 tackles, including 43.0 for loss and 22.0 sacks with six forced fumbles and two fumble recoveries during JUCO play.

JUMBO JOE

Junior safety Joe Fouca took a big step forward as a sophomore in 2019, starting all 12 games for the Hogs at the free safety spot. He finished third on the team in total tackles with 87, including 44 solo, after participating in 853 plays over both defensive coverages and special teams units. He also recorded an interception, recovered a fumble, broke up four passes and was credited with a quarterback hurry. Fouca hauled in his first career interception to seal Arkansas' season-opening victory over Portland State on Aug. 30. He finished with a personal-best 13 total stops and nine solo tackles at Alabama (Oct. 26).



On the **road** this year, the Hogs will throw it back to the classic white uniforms from the 2006-07 seasons.

RAZORBACK NOTEBOOK

HOGS UNITED

In an effort to fight social injustices and engage in the community, the Arkansas football team has committed to devoting time regularly throughout the season to community service. During camp, the team videochatted with members of the Fayetteville Boys & Girls Club and Yvonne Richardson Center, continuing to encourage them as society handles this unique time period. The Hogs also engaged in a discussion with members of the Fayetteville Police Department as a team. This season, the Razorbacks will wear a patch on their jerseys with the word "Equality" as the team strives to make an impact to better our community, state and nation.



PATCHES O'HOULIHAN

Thirteen Razorbacks will replace their normal SEC patch with the SEC Graduate patch, indicating they've already earned their degree. The honor will be worn by Shane Clenin, Elias Hale, Hayden Henry, Blake Kern, Jack Lindsey, Jonathan Marshall, Grant Morgan, Tyson Morris and Dalton Wagner, as well as grad transfers Feleipe Franks, Jerry Jacobs, Xavier Kelly and A.J. Reed.

ODOM

Former Missouri head coach Barry Odom heads to the Hill as the Razorbacks' defensive coordinator and associate head coach after spending the last four years at his alma mater, leading the Tigers to a pair of bowl games and finishing the 2018 regular season ranked 23rd in the College Football Playoff poll. Odom's Missouri teams were known for their stout defenses thanks to his prowess on that side of the ball. The Tigers ended the 2019 regular season as one of the nation's top defenses, ranking 14th in the country in total defense (312.0 ypg) and third in the Southeastern Conference. His defense also did not allow many points this past fall, giving up just 19.4 points per game to rank 17th in FBS. The defense was particularly strong against the pass, ranking sixth in the nation and second in the SEC with just 179.3 yards per game allowed.

Odom's Defensive Staff includes:

- Sam Carter - Cornerbacks - TCU (2015)
- Derrick LeBlanc - Defensive Line - Northwestern State (1997)
- Rion Rhoades - Linebackers - Northwestern Oklahoma State (1998)

BRILES

Offensive coordinator Kendal Briles brings a wealth of knowledge and success to Arkansas as a play caller during his career. The 2015 Broyles Award finalist led offenses at each of his four coaching stops - Florida State, Houston, Florida Atlantic and Baylor. Since taking over play-calling duties prior to the Cotton Bowl at the end of the 2014 season, when his Baylor offense set an NCAA bowl record with 601 passing yards against Michigan State, Briles' offenses have averaged 39.5 points per game. At Florida State, Briles took over a struggling offense that ranked 103rd in total offense (361.2 ypg) and 113th in scoring (21.9 ppg) in 2018. In his lone season with the Seminoles, he engineered an offense that improved greatly in both categories gaining 403.2 yards per game and scoring 29.1 points per game. The Noles' running game saw the biggest improvement going from one of the worst in the FBS (91.1 ypg) in 2018 to 133.8 yards per game this season. The FSU offense also saw huge turnarounds in the red zone (78.1% in 2018, 86.5% in 2019) and third down conversions (29.1% in 2018, 37.5% in 2019).

Briles' Offensive Staff includes:

- Jon Cooper - Tight Ends - Oklahoma (2009)
- Brad Davis - Offensive Line - Oklahoma (2003)
- Jimmy Smith - Running Backs - Fayetteville State (2002)
- Justin Stepp - Wide Receivers - Furman (2007)

FOUNTAIN

Scott Fountain joins the Hogs as the assistant head coach and special teams coordinator for head coach Sam Pittman. Fountain came to Arkansas after spending 2019 at Georgia in the same role. The Bulldogs saw immediate success with Fountain at the controls, led by kicker and Lou Groza Award winner Rodrigo Blankenship. The first-team All-SEC kicker capped an impressive career at UGA going 27-for-33 (81.8%) on field goals and making all 46 extra points as the Bulldogs won the 2020 Allstate Sugar Bowl. Blankenship was also a weapon on kickoffs allowing just 14 returns all season. Punter Jake Camarda improved in 2019 as well, upping his average to 46.8 yards per punt to rank sixth nationally.

The 83rd football season at **Donald W. Reynolds Razorback Stadium** is officially underway. Arkansas has played 298 games at the current site, winning more than 64 percent of its contests.



SEC STANDINGS

EASTERN DIVISION

Team	OVR	SEC	Home	Road	Strk
Florida	1-0	1-0	0-0	1-0	1-0
Georgia	1-0	1-0	0-0	1-0	1-0
Tennessee	1-0	1-0	0-0	1-0	1-0
Kentucky	0-1	0-1	0-0	0-1	0-1
Missouri	0-1	0-1	0-1	0-0	0-1
S. Carolina	0-1	0-1	0-1	0-0	0-1
Vanderbilt	0-1	0-1	0-0	0-1	0-1

WESTERN DIVISION

Team	OVR	SEC	Home	Road	Strk
Alabama	1-0	1-0	0-0	1-0	1-0
Auburn	1-0	1-0	1-0	0-0	1-0
Miss. State	1-0	1-0	0-0	1-0	1-0
Texas A&M	1-0	1-0	1-0	0-0	1-0
Arkansas	0-1	0-1	0-1	0-0	0-1
LSU	0-1	0-1	0-1	0-0	0-1
Ole Miss	0-1	0-1	0-1	0-0	0-1

THIS WEEK IN THE SEC

Saturday, September 26

South Carolina at Florida | 11 a.m. | ESPN
 Missouri at Tennessee | 11 a.m. | SEC Network
 Texas A&M at Alabama | 2:30 p.m. | CBS
 Ole Miss at Kentucky | 4 p.m. | SEC Network
 Arkansas at Mississippi State | 6:30 p.m. | SECN Alt
 LSU at Vanderbilt | 6:30 p.m. | SEC Network
 Auburn at Georgia | 7:30 p.m. | ESPN

NEXT WEEK IN THE SEC

Saturday, October 3

Arkansas at Auburn | TBD | TBD
 Alabama at Ole Miss | TBD | TBD
 Florida at Texas A&M | TBD | TBD
 Tennessee at Georgia | TBD | TBD
 Mississippi State at Kentucky | TBD | TBD
 Missouri at LSU | TBD | TBD
 South Carolina at Vanderbilt | TBD | TBD

All times Central



THE HOG POD WITH BO MATTINGLY

Check out the Hog Pod with Bo Mattingly for great stories and insight about Razorbacks football - including episodes with Head Coach Sam Pittman, defensive coordinator Barry Odom, offensive coordinator Kendal Briles, special teams coordinator Scott Fountain, LB coach Rion Rhoades, RB Rakeem Boyd, QB Feleipe Franks and AD Hunter Yurachek. Find the podcast on apple podcasts, Spotify or visit arkansasrazorbacks.com/thehogpod.

MISCELLANEOUS OFFENSE STATS

GAMES WITH A RECEPTION

Player	2017	2018	2019	2020	Career
Rakeem Boyd	--	9	7	1	17
Treyton Burks	--	--	10	1	11
T.J. Hammonds	1	3	3	0	7
Hudson Henry	--	--	2	0	2
Koilan Jackson	--	1	2	--	3
KJ Jefferson	--	--	1	0	1
Blake Kern	0	0	0	1	1
Trey Knox	--	--	7	1	8
Tyson Morris	--	2	8	0	10
Trelon Smith	--	--	--	1	1
De'Vion Warren	1	2	3	1	7
John David White	--	--	1	--	1
Mike Woods	--	8	9	1	18

5+ RECEPTIONS

Player	2017	2018	2019	2020	Career
Rakeem Boyd	--	1	0	0	1
Treyton Burks	--	--	1	1	2
Trey Knox	--	--	3	0	3
Mike Woods	--	0	2	0	2

20+ YARD RECEPTION

Player	2017	2018	2019	2020	Career
Rakeem Boyd	--	3	2	0	5
Treyton Burks	--	--	10	3	13
T.J. Hammonds	1	1	--	0	2
Trey Knox	--	--	5	0	5
Tyson Morris	--	0	1	0	1
De'Vion Warren	0	0	0	1	1
Mike Woods	--	4	6	0	10

40+ YARD RECEPTION

Player	2017	2018	2019	2020	Career
Treyton Burks	--	--	0	1	1
T.J. Hammonds	1	1	0	0	2
Trey Knox	--	--	1	0	1
Mike Woods	--	0	3	0	3

FIRST DOWN RECEPTIONS

Player	2017	2018	2019	2020	Career
Rakeem Boyd	--	5	7	0	12
Treyton Burks	--	--	22	3	25
T.J. Hammonds	1	2	1	0	4
Hudson Henry	--	--	1	0	1
Koilan Jackson	--	1	2	0	3
Blake Kern	0	0	0	1	1
Trey Knox	--	--	15	0	15
Tyson Morris	--	2	9	0	11
De'Vion Warren	0	1	1	1	3
John David White	--	--	1	0	1
Mike Woods	--	9	22	3	34

100 YARDS RECEIVING

Player	2017	2018	2019	2020	Career
Treyton Burks	--	--	0	1	1
Mike Woods	--	0	1	0	1

GAMES WITH A RECEIVING TD

Player	2017	2018	2019	2020	Career
Treyton Burks	--	--	0	1	1
T.J. Hammonds	1	1	0	0	2
Koilan Jackson	--	0	1	0	1
Trey Knox	--	--	2	0	2
Tyson Morris	--	1	1	0	2
De'Vion Warren	0	1	0	0	1
Mike Woods	--	1	4	0	5

GAMES WITH MULTIPLE RECEIVING TDS

Player	2017	2018	2019	2020	Career
none					

10+ YARD RUNS

Player	2017	2018	2019	2020	Career
Rakeem Boyd	--	22	26	0	48
Treyton Burks	--	--	1	0	1
T.J. Hammonds	9 (3)	1	2	0	15
KJ Jefferson	--	--	3	1	4
John Stephen Jones	--	1	1	0	2
Jack Lindsey	--	--	1	0	1
A'Montae Spivey	--	--	1	0	1
Trelon Smith	--	--	--	2	2
De'Vion Warren	0	1	3	0	4

20+ YARD RUNS

Player	2017	2018	2019	2020	Career
Rakeem Boyd	--	9	8	0	17
T.J. Hammonds	4 (1)	0	1	0	6
KJ Jefferson	--	--	1	0	1
Jack Lindsey	--	--	1	0	1

RUSHING FIRST DOWNS

Player	2017	2018	2019	2020	Career
Rakeem Boyd	--	32	34		66
Treyton Burks	--	--	1		1
Feleipe Franks	--	--	--	1	1
T.J. Hammonds	9 (4)	1	2		16
KJ Jefferson	--	--	7	2	9
John Stephen Jones	--	0	2		2
Jack Lindsey	--	--	1		1
Trelon Smith	--	--	--	1	1
De'Vion Warren	0	1	3		4

100 YARDS RUSHING

Player	2017	2018	2019	2020	Career
Rakeem Boyd	--	3	5	0	8
T.J. Hammonds	1	0	0	0	1

GAMES WITH A RUSHING TD

Player	2017	2018	2019	2020	Career
Rakeem Boyd	--	2	5	0	7
TJ Hammonds	1 (1)	0	0	0	2
KJ Jefferson	--	--	1	0	1

GAMES WITH MULTIPLE RUSHING TDS

Player	2017	2018	2019	2020	Career
Rakeem Boyd	--	0	3	0	3

MISC. DEFENSE STATS

DOUBLE-DIGIT TACKLES

Player	2017	2018	2019	2020	Career
Joe Foucha	--	0	2	0	2
Grant Morgan	0	0	0	1	1
Bumper Pool	--	0	2	1	3

TEAM LEADER IN TACKLES (Ties included)

Player	2017	2018	2019	2020	Career
Joe Foucha	--	0	2	0	2
Grant Morgan	1	0	0	1	2
Bumper Pool	--	0	3	0	3

GAMES WITH A SACK (Half sacks included)

Player	2017	2018	2019	2020	Career
Dorian Gerald	--	--	0	1	1
Hayden Henry	0	1	1	0	2
Grant Morgan	0	0	1	1	2
Bumper Pool	0	0	1	1	2
Zach Williams	--	--	0	1	1

MULTIPLE SACKS (1.5 sacks or more)

Player	2017	2018	2019	2020	Career
Dorian Gerald	--	--	0	1	1

MONEY PLAYS

NOTE: Money plays are defined as plays resulting in a first down or a touchdown.

Money Rushers	1st	TD	No	Att	Money Receptions	1st	TD	No	Rec
KJ Jefferson	2	0	2	3	Treylon Burks	3	1	3	7
Trelon Smith	1	0	1	6	Mike Woods	3	0	3	3
Feleipe Franks	1	0	1	4	DeVion Warren	1	0	1	1
TOTALS	4	0	4	26	Blake Kern	1	0	1	1
					TOTALS	8	1	8	20
1st Down Money Rushers	1st	TD	No	Att	1st Down Money Receptions	1st	TD	No	Rec
KJ Jefferson	1	0	1	1	Treylon Burks	1	0	1	2
Trelon Smith	1	0	1	4	Mike Woods	1	0	1	1
TOTALS	2	0	2	16	TOTALS	2	0	2	5
2nd Down Money Rushers	1st	TD	No	Att	2nd Down Money Receptions	1st	TD	No	Rec
Feleipe Franks	1	0	1	2	Treylon Burks	2	1	2	4
KJ Jefferson	1	0	1	2	Mike Woods	1	0	1	1
TOTALS	2	0	2	7	TOTALS	3	1	3	7
3rd Down Money Rushers	1st	TD	No	Att	3rd Down Money Receptions	1st	TD	No	Rec
					Mike Woods	1	0	1	1
TOTALS	0	0	0	3	DeVion Warren	1	0	1	1
					Blake Kern	1	0	1	1
TOTALS	0	0	0	0	TOTALS	3	0	3	8
4th Down Money Rushers	1st	TD	No	Att	4th Down Money Receptions	1st	TD	No	Att
					TOTALS	0	0	0	0

GAME 2: MISSISSIPPI STATE

20+ YARD BREAKDOWN

BY YARDS

Yards	No.	TD
100+	0	0
90-99	0	0
80-89	0	0
70-79	0	0
60-69	0	0
50-59	0	0
40-49	1	1
30-39	0	0
20-29	3	0
TOTAL	4	1

BY TYPE

Type	No.	TD
Rushing	0	0
Passing	4	1
Punt returns	0	0
Kick returns	0	0
Interceptions	0	0
Fumble returns	0	0
Other	0	0
TOTAL	4	1

BY PLAYER

Player	No.	TD	R	P	KR	PR	IR	FR
Treylon Burks	3	1	0	3	0	0	0	0
DeVion Warren	1	0	0	1	0	0	0	0
TOTAL	4	1	0	4	0	0	0	0

ARKANSAS 20+ YARD PLAYS

Yards	Type	Player(s)	Opponent
*49	Pass	Treylon Burks from Feleipe Franks	UGA
28	Pass	DeVion Warren from Feleipe Franks	UGA
27	Pass	Treylon Burks from Feleipe Franks	UGA
20	Pass	Treylon Burks from Feleipe Franks	UGA

* Touchdown scored on play

NEED TO KNOW INFO

Opponent	Captains	Length	Coin Toss	Kick/Receive	Helmet/Jersey/Pants	Attendance	1st Poss.	Opp. 1st Poss.	Result
Georgia	Morgan, Boyd, Franks, Marshall	3:44	UGA	REC	Cardinal/Cardinal/White	16,500	PUNT	PUNT	L 37-10
at Miss. State									
at Auburn									
Ole Miss									
at Texas A&M									
Tennessee									
at Florida									
LSU									
at Missouri									
Alabama									

HEAD COACH SAM PITTMAN



Sam Pittman returns to The Hill as the 34th head coach in Razorback history after four seasons on staff at Georgia, including this last season when he served as the Associate Head Coach and offensive line coach for the Bulldogs. Georgia was just the most recent stop of Pittman's career that has spanned the high school, junior college and collegiate levels.

The Oklahoma native has coached at seven different Power 5 schools during his 32 years of coaching, including Oklahoma, Missouri, Kansas, North Carolina and Tennessee. With a wealth of experience, Pittman is widely regarded as one of the nation's best offensive line coaches and recruiters. He has coached 15 players that have been selected in the NFL Draft since 2013, including first round picks Andrew Thomas (4th in 2020), Isaiah Wilson (29th in 2020), Frank Ragnow (20th in 2018), Isaiah Wynn (23rd overall in 2018), Ja'Wuan James (19th overall in 2014) and Jonathan Cooper (7th overall in 2013). Overall, Pittman has coached seven offensive linemen that were selected in the first round of the NFL Draft, including Stockar McDougle (20th overall in 2000). Travis Swanson also became the highest drafted Razorback center in school history when he was picked 76th overall in 2014.

"Sam Pittman has been an integral part of successful teams that have competed at the highest levels, including for SEC and NCAA Championships," Vice Chancellor and Director of Athletics Hunter Yurachek said. "As one of the nation's premier offensive line coaches, he has built a remarkable body of work thanks to his tremendous passion for his student-athletes, including teaching the fundamentals and developing his players on and off the field. Sam instills in his players the motivation, grit and determination required to compete and win. Throughout this process, I heard from many of his former players about the tremendous influence he had on them as a player and as a man."

"Sam knows the Southeastern Conference inside and out and is one of the nation's best recruiters. His connections throughout football will enable him to build a quality coaching staff. In his previous tenure, Sam and his wife Jamie fell in love with the state of Arkansas and with Razorback fans. They know what a special place this is and are excited for the opportunity to come back to the Home of the Razorbacks."

Pittman arrived in Athens in 2016 as the offensive line coach as part of Kirby Smart's first staff. In his four seasons with the Bulldogs, Pittman helped Georgia to unprecedented success including three-straight Southeastern Conference Eastern Division titles. In 2019, the Bulldogs' rushing attack has been led by D'Andre Swift, who finished fourth in the league with 1,216 yards just ahead of Arkansas' Rakeem Boyd (1,133).

The 2017 Bulldogs were a special team, winning 13 games, the SEC championship and making the school's first-ever College Football Playoff appearance - a win over Oklahoma in the Rose Bowl. Georgia's offense that year was the best in the SEC and ninth nationally in rushing, led by Nick Chubb and Sony Michel. During his four seasons in Athens, he was part of a staff that produced four Top 10 recruiting classes, including the nation's No. 1 class in 2018.

An original member of Bret Bielema's staff at Arkansas in 2013, Pittman helped build the Razorbacks' offensive line into one of the best in the league. He quickly made an impact, helping Travis Swanson earn first-team All-America honors and be a Rimington Trophy finalist in 2013. His first two offensive lines at Arkansas led the SEC in sacks allowed per game and his offensive line in 2014 paved the way for two 1,000-yard rushers in Jonathan Williams and Alex Collins. That OL also averaged 328.4 pounds per player as the largest offensive line in the FBS and NFL that season.

In Pittman's final year in Fayetteville his offensive line contributed to an offense that finished second in the SEC in total offense (456.8 ypg), second in scoring (40.2 ppg) and third in passing offense (264.2 ypg). During his tenure with the Razorbacks, Pittman mentored some of the best offensive linemen at Arkansas in recent memory, including Swanson, Sebastian Tretola, Dan Skipper and Frank Ragnow.

Pittman's coaching career began in 1987 as the head coach at Princeton (Mo.) HS. He coached at Hutchinson (Kan.) CC for three seasons, including the final two as the head coach, before getting his first FBS opportunity at Northern Illinois in 1994. He later returned to NIU to help the Huskies to a pair of division championships and two bowl games. Pittman got his first experience in the SEC in 2012 when he joined the staff at Tennessee.

Pittman played defensive end at Pittsburg State, where he was a first-team NAIA All-American and twice earned all-conference recognition. He graduated with a bachelor's degree in 1986 and was inducted into the PSU Athletics Hall of Fame in 1998. He is married to his wife, Jamie.

COACHING HISTORY

2020	Arkansas Head Coach
2019	Georgia Associate Head Coach/OL
2016-18	Georgia Offensive Line
2013-15	Arkansas Asst. HC/OL/Recruiting Coord.
2012	Tennessee Offensive Line
2011	North Carolina Associate Head Coach/OL
2007-10	North Carolina Offensive Line
2004-06	Northern Illinois Assistant Head Coach/OL
2003	Northern Illinois Offensive Line
2001	Kansas Offensive Line
2000	Missouri Offensive Line
1999	Western Michigan Assistant Coach
1997-98	Oklahoma Offensive Line
1996	Cincinnati Offensive Tackles/Tight Ends
1994-95	Northern Illinois Offensive Line
1992-93	Hutchinson (Kan.) CC Head Coach
1991	Hutchinson (Kan.) CC Offensive Line
1989-90	Trenton (Mo.) HS Head Coach
1987-88	Princeton (Mo.) HS Head Coach

DEPTH CHART

OFFENSE

WR	8	Mike Woods	So. // 6-1 // 196
	6	Kendall Catalon	R-Jr. // 5-9 // 182
WR	16	Treyton Burks	So. // 6-3 // 232
	10	De'Vion Warren	Sr. // 5-10 // 186
-OR-	41	T.J. Hammonds	R-Sr. // 5-10 // 192
LT	76	Myron Cunningham	R-Sr. // 6-6 // 325
	73	Noah Gatlin	R-So. // 6-7 // 307
LG	62	Brady Latham	R-Fr. // 6-5 // 296
	57	Shane Clenin	R-Jr. // 6-6 // 316
-OR-	70	Luke Jones	R-So. // 6-5 // 294
C	51	Ricky Stromberg	So. // 6-4 // 311
	66	Ty Clary	Sr. // 6-4 // 298
RG	55	Beaux Limmer	R-Fr. // 6-5 // 293
	71	Ryan Winkel	R-So. // 6-6 // 307
RT	73	Noah Gatlin	R-So. // 6-7 // 307
	78	Dalton Wagner	R-Jr. // 6-9 // 319
QB	13	Feleipe Franks	R-Sr. // 6-6 // 228
	1	KJ Jefferson	R-Fr. // 6-3 // 236
RB	5	Rakeem Boyd	Sr. // 6-0 // 206
	22	Trelon Smith	R-Jr. // 5-9 // 185
	3	A'Montae Spivey	R-Fr. // 6-1 // 188
TE	82	Hudson Henry	R-Fr. // 6-5 // 249
	89	Blayne Toll	Fr. // 6-5 // 234
WR	7	Trey Knox	So. // 6-5 // 207
	19	Tyson Morris	R-Sr. // 6-1 // 202

DEFENSE

JACK	5	Dorian Gerald	R-Sr. // 6-3 // 288
	11	Mataio Soli	So. // 6-4 // 235
	56	Zach Williams	So. // 6-4 // 246
DT	93	Isaiah Nichols	R-Fr. // 6-3 // 281
	97	Xavier Kelly	R-Sr. // 6-4 // 311
	90	Marcus Miller	R-Fr. // 6-5 // 307
DT	42	Jonathan Marshall	R-Sr. // 6-3 // 317
	91	Taurean Carter	R-Fr. // 6-3 // 291
DE	13	Julius Coates	R-Jr. // 6-6 // 289
	50	Eric Gregory	R-Fr. // 6-4 // 283
WILL	10	Bumper Pool	Jr. // 6-2 // 229
	30	Levi Draper	R-Jr. // 6-1 // 223
	32	Deon Edwards	R-Sr. // 6-1 // 218
MIKE	31	Grant Morgan	R-Sr. // 5-11 // 222
	28	Andrew Parker	R-So. // 6-2 // 235
	27	Hayden Henry	Sr. // 6-2 // 229
CB	0	Jerry Jacobs	R-Sr. // 5-11 // 203
	20	Khari Johnson	Fr. // 6-0 // 189
SS	1	Jalen Catalon	R-Fr. // 5-10 // 189
	18	Myles Mason	Jr. // 6-2 // 204
BS	15	Simeon Blair	R-So. // 5-10 // 204
-OR-	7	Joe Foucha	Jr. // 5-11 // 188
	2	Myles Slusher	Fr. // 6-0 // 186
CB	21	Montaric Brown	R-Jr. // 6-0 // 190
	4	Malik Chavis	R-Fr. // 6-2 // 194
NB	9	Greg Brooks Jr.	So. // 5-11 // 185
	24	LaDarrius Bishop	R-So. // 6-0 // 192

SPECIAL TEAMS

K	35	A.J. Reed	R-Jr. // 5-11 // 186
	80	Matthew Phillips	So. // 5-10 // 175
P	40	George Caratan	Jr. // 6-2 // 213
-OR-	43	Sam Loy	R-Jr. // 6-1 // 190
LS	48	Jordan Silver	R-Jr. // 6-1 // 235
	39	H.T. Fountain	Sr. // 6-0 // 233
H	40	George Caratan	Jr. // 6-2 // 213
KR	10	De'Vion Warren	Sr. // 5-10 // 186
	3	A'Montae Spivey	R-Fr. // 6-1 // 188
PR	16	Treyton Burks	So. // 6-3 // 232
	10	De'Vion Warren	Sr. // 5-10 // 186

GAME 2: MISSISSIPPI STATE

GAME-BY-GAME OFFENSIVE STARTERS

Opponent	LT	LG	C	RG	RT	TE	TE/WR	QB	RB	WR	WR
Georgia	Cunningham	Latham	Stromberg	Limmer	Gatlin	Hud. Henry	Warren (WR)	Franks	Boyd	Burks	Knox
at Mississippi State											
at Auburn											
Ole Miss											
at Texas A&M											
Tennessee											
at Florida											
LSU											
at Missouri											
Alabama											

GAME-BY-GAME DEFENSIVE STARTERS

Opponent	JACK	DT	DT	DE	WILL	MIKE	CB	SS	BS	CB	NB
Georgia	Gerald	Nichols	Marshall	Coates	Pool	Morgan	Jacobs	J. Catalon	Blair	Brown	Brooks Jr.
at Mississippi State											
at Auburn											
Ole Miss											
at Texas A&M											
Tennessee											
at Florida											
LSU											
at Missouri											
Alabama											

CAREER STARTS

OFFENSE	2020	2019	2018	2017	TOT	CONS	DEFENSE	2020	2019	2018	2017	TOT	CONS
Feleipe Franks, QB, Sr.	1	*3	*13	*8	25	1	Jarques McClellion, DB, Jr.	-	11	8	-	19	-
Rakeem Boyd, RB, Sr.	1	12	8	-	21	21	Bumper Pool, LB, Jr.	1	12	4	-	17	14
Mike Woods, WR, Jr.	1	12	7	-	20	14	Montaric Brown, DB, Jr.	1	10	3	-	14	2
Dalton Wagner, OL, R-Jr.	0	12	1	-	13	-	Joe Foucha, DB, Jr.	-	12	1	-	13	-
Trey Knox, WR, So.	1	11	-	-	12	8	Greg Brooks Jr., DB, So.	1	12	-	-	13	13
Ricky Stromberg, OL, So.	1	11	-	-	12	12	Mataio Soli, DL, So.	-	10	-	-	10	-
Myron Cunningham, OL, R-Sr.	1	10	-	-	11	6	Dorian Gerald, DL, R-Sr.	1	2	2	-	4	1
Treyton Burks, WR, So.	1	9	-	-	10	3	LaDarrius Bishop, DB, R-So.	-	3	-	-	3	-
Noah Gatlin, OL, R-So.	1	-	2	-	3	1	Hayden Henry, LB, Sr.	-	-	1	-	1	-
Shane Clenin, OL, Jr.	0	1	1	-	2	-	Myles Mason, DB, Jr.	-	1	-	-	1	-
Koilan Jackson, WR, R-Jr.	-	1	-	-	1	-	Jerry Jacobs, DB, R-Sr.	1	0	0	-	1	1
John Stephen Jones, QB, R-So.	-	1	-	-	1	-	Simeon Blair, DB, R-So.	1	0	-	-	1	1
KJ Jefferson, QB, R-Fr.	0	1	-	-	1	-	Jalen Catalon, DB, R-Fr.	1	0	-	-	1	1
Jack Lindsey, QB, R-Sr.	-	1	-	-	1	-	Julius Coates, DL, R-Jr.	1	-	-	-	1	1
Brady Latham, OL, R-Fr.	1	0	-	-	1	1	Jonathan Marshall, DL, R-Sr.	1	0	0	0	1	1
Beaux Limmer, OL, R-Fr.	1	0	-	-	1	1	Grant Morgan, LB, R-Sr.	1	0	0	0	1	1
De'Vion Warren, WR, Sr.	1	0	0	0	1	1	Isaiah Nichols, DL, R-Fr.	1	0	-	-	1	1

EXPERIENCE ANALYSIS

The chart to the right shows Arkansas' offensive and defensive starting lineups over the last 13 years with numbers representing total starts by classes and percentages of total starts for the entire season.

Season	G	SR	JR	SO	FR	UpperCI%
2020	1 (0-1)	8 (36.4%)	4 (18.2%)	6 (27.3%)	4 (18.2%)	12 (54.6%)
2019	12 (2-10)	77 (29.2%)	55 (20.8%)	73 (27.7%)	59 (22.4%)	132 (50.0%)
2018	12 (2-10)	103 (39.2%)	86 (32.7%)	44 (16.7%)	30 (11.4%)	189 (71.2%)
2017	12 (4-8)	66 (25.0%)	108 (40.1%)	65 (24.6%)	25 (9.5%)	174 (65.9%)
2016	13 (7-6)	114 (39.9%)	82 (28.7%)	70 (24.5%)	20 (6.9%)	196 (68.5%)
2015	13 (8-5)	67 (23.4%)	143 (50.0%)	58 (20.3%)	18 (6.3%)	210 (73.4%)
2014	13 (7-6)	92 (32.2%)	72 (25.2%)	89 (31.1%)	33 (11.5%)	164 (57.3%)
2013	12 (3-9)	107 (40.5%)	59 (22.3%)	57 (21.6%)	41 (15.5%)	166 (66.7%)
2012	12 (4-8)	99 (37.5%)	87 (33.0%)	31 (11.7%)	46 (17.4%)	186 (70.5%)
2011	13 (11-2)	110 (38.5%)	97 (33.9%)	65 (22.7%)	14 (4.9%)	207 (72.4%)
2010	13 (10-3)	102 (35.7%)	107 (37.4%)	44 (15.4%)	33 (11.5%)	209 (73.1%)
2009	13 (8-5)	74 (25.9%)	83 (29.0%)	115 (40.2%)	14 (4.9%)	157 (54.9%)
2008	12 (5-7)	58 (22.0%)	64 (24.2%)	65 (24.6%)	77 (29.2%)	112 (46.2%)

GAME 2: MISSISSIPPI STATE

GAME-BY-GAME BREAKDOWN

	FINAL	SCORE BY QUARTER					FIRST DOWNS					RUSHING			PASSING			OFFENSE		PUNTING	FUMBLES	PENALTY	THIRD	TOTAL
GAME	SCORE	1	2	3	4	OT	RU	PA	PN	TOT	ATT	YDS	TD	C-A-I	YDS	TD	ATT	YDS	NO-AVG	NO-LOST	NO-YDS	DOWNS	TOP	
Georgia	37	0	5	22	10	-	8	10	1	19	42	121	1	28-47-1	266	2	89	387	7-49.9	3-1	12-108	6-20	35:46	
Arkansas	10	7	0	3	0	-	4	8	3	15	28	77	0	20-39-3	203	1	67	280	9-42.0	2-0	10-53	3-14	24:14	
Arkansas																								
Miss. State																								
Arkansas																								
Auburn																								
Ole Miss																								
Arkansas																								
Arkansas																								
TexasA&M																								
Tennessee																								
Arkansas																								
Arkansas																								
Florida																								
LSU																								
Arkansas																								
Arkansas																								
Missouri																								
Alabama																								
Arkansas																								

AP POLL

As of Sept. 27, 2020

Rank	Team	Record	Points	Previous
1	Clemson (55)	2-0	1542	-
2	Alabama (3)	1-0	1473	-
3	Florida	1-0	1324	5
4	Georgia	1-0	1310	-
5	Notre Dame	2-0	1231	7
6	Ohio State (4)	0-0	1169	NR
7	Auburn	1-0	1133	8
8	Miami	3-0	1045	12
9	Texas	2-0	862	8
10	Penn State	0-0	840	NR
11	UCF	2-0	743	13
12	North Carolina	1-0	734	11
13	Texas A&M	1-0	705	10
14	Oregon	0-0	651	NR
15	Cincinnati	2-0	646	14
16	Mississippi State	1-0	590	NR
17	Oklahoma State	2-0	555	15
18	Oklahoma	1-1	535	3
19	Wisconsin	0-0	510	NR
20	LSU	0-1	401	6
21	Tennessee	1-0	377	16
22	BYU	2-0	295	18
23	Michigan	0-0	277	NR
24	Pittsburgh	3-0	248	21
25	Memphis	1-0	196	13

Others receiving votes: Virginia Tech 195, Louisiana 126, Minnesota 110, USC 104, Kansas State 60, SMU 37, Marshall 31, Baylor 22, Iowa 16, Utah 14, Virginia 12, Arkansas State 11, UAB 5, Kentucky 4, Louisville 4, Washington 4, Army 3

Dropped from rankings: Louisiana 19, Virginia Tech 20, Army 22, Kentucky 23, Louisville 24, Marshall 25

AMWAY COACHES POLL

As of Sept. 27, 2020

Rank	Team	Record	Points	Previous
1	Clemson (42)	2-0	1194	-
2	Alabama (4)	1-0	1144	-
3	Florida	1-0	1038	6
4	Georgia	1-0	1006	3
5	Notre Dame	2-0	971	7
6	Ohio State (2)	0-0	890	10
7	Auburn	1-0	889	8
8	Miami	3-0	795	14
9	Texas	2-0	745	-
10	Penn State	0-0	589	13
11	North Carolina	1-0	578	12
12	UCF	2-0	577	15
13	Texas A&M	1-0	561	11
14	Mississippi State	1-0	492	NR
15	Cincinnati	2-0	480	16
16	Oklahoma	1-1	473	3
17	LSU	0-1	445	5
18	Wisconsin	0-0	438	17
19	Oklahoma State	2-0	374	19
20	Tennessee	1-0	321	21
21	Michigan	0-0	271	19
22	BYU	2-0	260	23
23	Virginia Tech	1-0	215	24
24	Memphis	1-0	210	21
25	Pittsburgh	3-0	179	NR

Others receiving votes: Louisiana 108, Minnesota 106, SMU 46, Kansas State 33, Iowa 32, Virginia 29, Baylor 25, Marshall 22, Kentucky 17, Arkansas State 16, Boston College 9, South Carolina 6, Nebraska 4, UAB 3, Coastal Carolina 3, Army 3, Louisiana Tech 2, Ole Miss 1

Dropped from rankings: Minnesota 22, Louisiana 25

GAME 2: MISSISSIPPI STATE

ARKANSAS INDIVIDUAL SEASON-HIGHS

Rush Attempts	11	Rakeem Boyd, 9/26 vs. Georgia
Yards Rushing	38	Trelon Smith, 9/26 vs. Georgia
TD Rushes	-	--
Long Rush	19	KJ Jefferson, 9/26 vs. Georgia
Pass Attempts	36	Feleipe Franks, 9/26 vs. Georgia
Pass Completions	19	Feleipe Franks, 9/26 vs. Georgia
Yards Passing	200	Feleipe Franks, 9/26 vs. Georgia
TD Passes	1	Feleipe Franks, 9/26 vs. Georgia
Long Pass	49	Feleipe Franks, 9/26 vs. Georgia
Receptions	7	Treyton Burks, 9/26 vs. Georgia
Yards Receiving	102	Treyton Burks, 9/26 vs. Georgia
TD Receptions	1	Treyton Burks, 9/26 vs. Georgia
Long Reception	49	Treyton Burks, 9/26 vs. Georgia
Field Goals	1	A.J. Reed, 9/26 vs. Georgia
Long Field Goal	25	A.J. Reed, 9/26 vs. Georgia
Punts	5	George Caratan, 9/26 vs. Georgia
Punting Avg.	49.6	George Caratan, 9/26 vs. Georgia
Long Punt	57	George Caratan, 9/26 vs. Georgia
Punts Inside 20	-	--
Long Punt Return	-	--
Long Kickoff Return	10	De'Vion Warren, 9/26 vs. Georgia
Tackles	13	Grant Morgan, 9/26 vs. Georgia
Sacks	1.5	Dorian Gerald, 9/26 vs. Georgia
Tackles For Loss	1.5 (2x)	Gerald, Z. Williams, 9/26 vs. Georgia
Interceptions	1	Montaric Brown, 9/26 vs. Georgia

ARKANSAS TEAM GAME-HIGHS

Rushes	28	9/26 vs. Georgia
Yards Rushing	77	9/26 vs. Georgia
Yards Per Rush	2.8	9/26 vs. Georgia
TD Rushes	-	--
Pass Attempts	39	9/26 vs. Georgia
Pass Completions	20	9/26 vs. Georgia
Yards Passing	203	9/26 vs. Georgia
Yards Per Pass Comp.	5.2	9/26 vs. Georgia
TD Passes	1	9/26 vs. Georgia
Total Plays	67	9/26 vs. Georgia
Total Offense	280	9/26 vs. Georgia
Yards Per Play	4.2	9/26 vs. Georgia
Points	10	9/26 vs. Georgia
Sacks By	3	9/26 vs. Georgia
First Downs	15	9/26 vs. Georgia
Penalties	10	9/26 vs. Georgia
Penalty Yards	53	9/26 vs. Georgia
Turnovers	3	9/26 vs. Georgia
Interceptions By	1	9/26 vs. Georgia
Punts	9	9/26 vs. Georgia
Punting Avg	42.0	9/26 vs. Georgia
Long Punt	57	9/26 vs. Georgia
Punts inside 20	-	--

ARKANSAS' LONGEST PLAYS

Rush	19	KJ Jefferson, 9/26 vs. Georgia
Pass	49	Franks to Burks, 9/26 vs. Georgia
Field Goal	25	A.J. Reed, 9/26 vs. Georgia
Punt	57	George Caratan, 9/26 vs. Georgia
Punt Return	-	--
Kickoff Return	10	De'Vion Warren, 9/26 vs. Georgia
Interception Return	0	Montaric Brown, 9/26 vs. Georgia
Fumble Return	7	Myles Slusher, 9/26 vs. Georgia

OPPONENT INDIVIDUAL SEASON-HIGHS

Rush Attempts	13	Zamir White, 9/26 vs. Georgia
Yards Rushing	71	Zamir White, 9/26 vs. Georgia
TD Rushes	1	Zamir White, 9/26 vs. Georgia
Long Rush	20	Zamir White, 9/26 vs. Georgia
Pass Attempts	29	Stetson Bennett, 9/26 vs. Georgia
Pass completions	20	Stetson Bennett, 9/26 vs. Georgia
Yards Passing	211	Stetson Bennett, 9/26 vs. Georgia
TD Passes	2	Stetson Bennett, 9/26 vs. Georgia
Long Pass	26	Stetson Bennett, 9/26 vs. Georgia
Receptions	6	Kearis Jackson, 9/26 vs. Georgia
Yards Receiving	62	Kearis Jackson, 9/26 vs. Georgia
TD Receptions	1 (2x)	Pickens, Fitzpatrick, 9/26 vs. Georgia
Long Reception	26	D. Washington, 9/26 vs. Georgia
Field Goals	2	Jack Podlesny, 9/26 vs. Georgia
Long Field Goal	38 (2x)	Jack Podlesny, 9/26 vs. Georgia
Punts	7	Jake Camarda, 9/26 vs. Georgia
Punting Avg.	49.9	Jake Camarda, 9/26 vs. Georgia
Long Punt	63	Jake Camarda, 9/26 vs. Georgia
Punts Inside 20	5	Jake Camarda, 9/26 vs. Georgia
Long Punt Return	23	T. Stevenson, 9/26 vs. Georgia
Long Kickoff Return	48	Kenny McIntosh, 9/26 vs. Georgia
Tackles	7	Nakobe Dean, 9/26 vs. Georgia
Sacks	1.5	Nolan Smith, 9/26 vs. Georgia
Tackles for Loss	1.5	Nolan Smith, 9/26 vs. Georgia
Interceptions	2	Richard LeCounte, 9/26 vs. Georgia

OPPONENT TEAM GAME-HIGHS

Rushes	42	9/26 vs. Georgia
Yards Rushing	121	9/26 vs. Georgia
Yards per Rush	2.9	9/26 vs. Georgia
TD Rushes	1	9/26 vs. Georgia
Pass Attempts	47	9/26 vs. Georgia
Pass Completions	28	9/26 vs. Georgia
Yards Passing	266	9/26 vs. Georgia
Yards per Pass Comp.	5.7	9/26 vs. Georgia
TD Passes	2	9/26 vs. Georgia
Total Plays	89	9/26 vs. Georgia
Total Offense	387	9/26 vs. Georgia
Yards per Play	4.3	9/26 vs. Georgia
Points	37	9/26 vs. Georgia
Sacks By	2	9/26 vs. Georgia
First Downs	19	9/26 vs. Georgia
Penalties	12	9/26 vs. Georgia
Penalty Yards	108	9/26 vs. Georgia
Turnovers	2	9/26 vs. Georgia
Interceptions By	3	9/26 vs. Georgia
Punts	7	9/26 vs. Georgia
Punting Avg.	49.9	9/26 vs. Georgia
Long Punt	63	9/26 vs. Georgia
Punts Inside 20	5	9/26 vs. Georgia

OPPONENT'S LONGEST PLAYS

Rush	20	Zamir White, 9/26 vs. Georgia
Pass	26	Bennett to Washington, 9/26 vs. Georgia
Field Goal	38	Jack Podlesny, 9/26 vs. Georgia
Punt	63	Jake Camarda, 9/26 vs. Georgia
Punt Return	23	T. Stevenson, 9/26 vs. Georgia
Kickoff Return	48	Kenny McIntosh, 9/26 vs. Georgia
Interception Return	38	Richard LeCounte, 9/26 vs. Georgia
Fumble Return	-	--

THE LAST TIME ARKANSAS . . .

RUSHING

Had 500+ yards rushing	vs. South Carolina, 2007 (542)
Had 400+ yards rushing	at Texas Tech, 2014 (438)
Had 400+ yards rushing in consecutive games	at Texas Tech, 2014 (438)
	vs. Nicholls, 2014 (495)
Had 300+ yards rushing	vs. Ole Miss, 2018 (300)
Had 300+ yards rushing in consecutive games	at Texas Tech, 2014 (438)
	vs. Nicholls, 2014 (495)
Had 300+ yards rushing in three consecutive games	at Alabama, 2007 (301)
	vs. Kentucky, 2007 (338)
	vs. North Texas, 2007 (446)
Had 300+ yards rushing in four consecutive games	vs. Troy, 2007 (350)
	at Alabama, 2007 (301)
	vs. Kentucky, 2007 (338)
	vs. North Texas, 2007 (446)
Had 250+ yards rushing	vs. Western Kentucky, 2019 (253)
Had 200+ yards rushing	vs. Western Kentucky, 2019 (253)
Had 200+ yards in consecutive games	vs. Coastal Carolina, 2017 (259) and at Ole Miss, 2017 (265)
Had 70+ rushing attempts	at Kentucky, 2003 (71)
Had 60+ rushing attempts	at Texas Tech, 2014 (68)
Had 50+ rushing attempts	vs. Tulsa, 2018 (53)
Had 7+ rushing TDs	at Texas Tech, 2014 (7)
Had 6+ rushing TDs	vs. UT Martin, 2015 (6)
Had 6+ rushing TDs in consecutive games	vs. Nicholls, 2014 (6)
	at Texas Tech, 2014 (7)
Had 5+ rushing TDs	at Mississippi State, 2016 (5)
Had 5+ rushing TDs in consecutive games	vs. Nicholls, 2014 (6)
	at Texas Tech, 2014 (7)
Had 4+ rushing TDs	vs. Missouri, 2017 (4)
Had 4+ rushing TDs in consecutive games	vs. UT Martin, 2015 (6) and vs. Auburn, 2015 (4)
Had 3+ rushing TDs	vs. Western Kentucky, 2019 (3)
Had 3+ rushing TDs in consecutive games	vs. Texas A&M, 2017 (3) and vs. New Mexico State, 2017 (3)
Had 3+ rushing TDs in three straight games	at Texas Tech, 2014 (7)
	vs. NIU, 2014 (3)
	vs. Texas A&M, 2014 (3)
Had 2+ players with 100 yards rushing	at Mississippi State, 2016 (Williams III - 205, Whaley - 112)
Had 3+ players with 100 yards rushing	vs. North Texas, 2007 (McFadden - 138, Jones - 132, Barnett - 105)

PASSING

Had 500+ yards passing	vs. Texas A&M, 2011 (510)
Had 400+ yards passing	vs. Alabama, 2016 (400)
Had 300+ yards passing	vs. San Jose State, 2019 (356)
Had 200+ yards passing	vs. Texas A&M, 2019 (297)
Had 50+ pass attempts	vs. San Jose State, 2019 (50)
Had 40+ pass attempts	vs. Auburn, 2019 (40)
Had 30+ pass attempts	vs. Georgia, 2020 (39)
Had 30+ pass completions	vs. Mississippi State, 2015 (30)
Had 25+ pass completions	vs. Texas A&M, 2019 (27)
Had 20+ pass completions	vs. Texas A&M, 2019 (27)
Had fewer than 10 pass completions	vs. TCU, 2017 (9)
Had 7+ passing TDs	vs. Mississippi State, 2015 (7)
Had 6+ passing TDs	vs. Mississippi State, 2015 (7)
Had 5+ passing TDs	vs. Mississippi State, 2015 (7)
Had 4+ passing TDs	vs. Eastern Illinois, 2018 (4)
Had 3+ passing TDs	vs. San Jose State, 2019 (3)
Had 5+ passes intercepted	vs. San Jose State, 2019 (5)
Had 4+ passes intercepted	vs. San Jose State, 2019 (5)
Had 3+ passes intercepted	vs. Georgia, 2020 (3)

RECEIVING

Had two players with 100 yards receiving	at Ole Miss, 2015 (Morgan - 122, Reed - 105)
Had 10+ different receivers catch a pass	at Ole Miss, 2019 (10)
Had 9+ different receivers catch a pass	vs. Texas A&M, 2019 (9)
Had 8+ different receivers catch a pass	vs. Texas A&M, 2019 (9)
Had multiple players catch 7+ passes in a game	vs. Mississippi State, 2015 (2)
	(Morgan - 7 & Henry - 7)

COMBINATION OFFENSE

Had one 300-yard passer and one 100-yard rusher in a game	vs. Colorado State, 2019
	(Starkel - 305 pass & Boyd - 122 rush)
Had one 300-yard passer and one 200-yard rusher in a game	at Mississippi State, 2016
	(Allen - 303 pass & Williams III - 205 rush)
Had one 100-yard receiver and one 100-yard rusher in a game	at Missouri, 2016
	(Hatcher - 106 receiving & Williams III - 117 rush)
Had one 100-yard receiver and one 100-yard rusher in consecutive games	at Missouri, 2016
	(Hatcher - 106 receiving & Williams III - 117 rush)
Had one 200-yard rusher and one 100-yard receiver in a game	vs. South Carolina, 2006
	(McFadden - 219 rushing & Monk - 192 receiving)
Had one 150-yard rusher and one 150-yard receiver in a game	vs. Texas A&M, 2015
	(Collins - 151 rushing & Morgan - 155 receiving)
Had four different receivers catch a touchdown pass	at Mississippi State, 2015
	(Sprinkle - 3, Henry - 2, Morgan - 1, Cornelius - 1)
Had two 100-yard rushers	at Mississippi State, 2015
	(Williams III - 205 & Whaley - 112)

Had two 100-yard rushers in consecutive games	at Texas Tech, 2014 (Collins - 145 & Williams - 212)
	vs. Nicholls, 2014 (Collins - 143 & Williams - 131)
Had a 200-yard rusher and a 100-yard rusher in a game	at Mississippi State, 2015
	(Williams III - 205 & Whaley - 112)
Had two 150-yard rushers in a game	vs. South Carolina, 2007
	(McFadden - 321 & Jones - 166)
Had three 100-yard rushers in a game	vs. North Texas, 2007
	(McFadden - 138, Jones - 132 & Barnett - 105)
Had two 100-yard receivers in a game	at Ole Miss, 2015
	(Morgan - 122 & Reed - 105)

TOTAL OFFENSE

Had 700+ yards total offense	vs. North Texas, 2007 (713)
Had 600+ yards total offense	at Mississippi State, 2016 (663)
Had 550+ yards total offense	at Mississippi State, 2016 (663)
Had 500+ yards total offense	vs. Colorado State, 2019 (520)
Had 400+ yards total offense	vs. San Jose State, 2019 (487)
Had 500+ yards total offense in consecutive games	at Mississippi State, 2016 (661)
	at Missouri, 2016 (503)
Had 85+ plays total offense	at Missouri, 2016 (85)
Had 80+ plays total offense	vs. San Jose State, 2019 (82)
Had 75+ plays total offense	vs. San Jose State, 2019 (82)

SCORING

Scored 70+ points	vs. Nicholls, 2014 (73)
Scored 60+ points	vs. UT Martin, 2015 (63)
Scored 50+ points	vs. Colorado State, 2019 (55)
Scored 40+ points	vs. Colorado State, 2019 (55)
Scored 30+ points	vs. Colorado State, 2019 (55)
Scored 40+ points in three consecutive games	vs. Auburn, 2015 (54)
	vs. UT Martin, 2015 (63)
	at Ole Miss, 2015 (53)
Scored 30+ points in five consecutive games	vs. Auburn, 2015 (54)
	vs. UT Martin, 2015 (63)
	at Ole Miss, 2015 (53)
	at LSU, 2015 (31)
	vs. Mississippi State, 2015 (50)
Scored 40+ points in a half	vs. Nicholls, 2014 (56)
Scored 30+ points in a half	at Eastern Illinois, 2018 (38)
Scored 35+ points in a quarter	vs. Nicholls, 2014 (35)
Scored 28+ points in a quarter	vs. Eastern Illinois, 2018 (2nd-28)
Scored 50+ points in consecutive games	at Ole Miss, 2015 (53)
	vs. UT Martin, 2015 (63)
Scored 50+ points in three consecutive games	vs. Auburn, 2015 (54)
	at Ole Miss, 2015 (53)
	vs. UT Martin, 2015 (63)
Scored 50+ points in consecutive SEC games	vs. Auburn, 2015 (54)
	at Ole Miss, 2015 (53)
Both teams combined for 100+ points	at Mississippi State, 2016 (W, 58-42)
Allowed 60+ points	vs. Alabama, 2018 (65)
Allowed 50+ points	vs. Mississippi State, 2019 (54)
Allowed 40+ points	vs. Western Kentucky, 2019 (45)
Allowed 30+ points	vs. Georgia, 2020 (37)
Was held scoreless	at Missouri, 2018 (38-0)
Was held scoreless at Donald W. Reynolds Razorback Stadium	vs. Alabama, 2012 (52-0)
Was held scoreless on the road	at Missouri, 2018 (38-0)
Was held scoreless at a neutral site	vs. Ole Miss, 1959 (28-0)
Won a game without a rushing TD	vs. Kansas State, 2011
Won a game without a passing TD	vs. Portland State, 2019
Won a game in the last 25 seconds of regulation with a TD	at Georgia, 2010
Won a game in the last 25 seconds of regulation with a field goal	at Ole Miss, 2017
Held opponent scoreless	vs. Tulsa, 2018 (23-0)
Held opponent scoreless at Donald W. Reynolds Razorback Stadium	vs. Tulsa, 2018 (23-0)
Held opponent scoreless on the road	at South Carolina, 2002 (23-0)
Held opponent without a touchdown	vs. Tulsa, 2018 (23-0)
Held opponent without an offensive touchdown	vs. Tulsa, 2018 (23-0)
Held two opponents scoreless in one season	vs. LSU, 2014 (17-0)
	vs. Ole Miss, 2014 (30-0)
Held three opponents scoreless in one season	vs. LSU, 1982 (38-0)
	vs. TCU, 1982 (35-0)
	vs. Texas A&M, 1982 (35-0)
Held an opponent scoreless in consecutive games	vs. LSU, 2014 (17-0)
	vs. Ole Miss, 2014 (30-0)
Held an SEC opponent scoreless	vs. Ole Miss, 2014 (30-0)
Held an SEC opponent scoreless in consecutive games	vs. LSU, 2014 (17-0)
	vs. Ole Miss, 2014 (30-0)
Held two SEC opponents scoreless in one season	vs. LSU, 2014 (17-0)
	vs. Ole Miss, 2014 (30-0)
Scored on the first offensive play of the game	vs. Nicholls, 2014 (Hatcher - 82-yard rush)
Scored on the first offensive series of the game	at Kentucky, 2019 (Boyd 74-yd rush)
Scored a two-point conversion passing	vs. Coastal Carolina, 2017 (Cole Kelley to Jeremy Patton)
Scored a two-point conversion rushing	at Mississippi State, 2016 (Keon Hatcher rush)
Had three players with 2 TDs in a game	vs. Eastern Michigan, 2009 (Green - 2, Davis - 2 & Adams - 2)

THE LAST TIME ARKANSAS . . .

DEFENSE

Held opponent to 10 or fewer first downs: . . . vs. Florida A&M, 2017 (9)
 Held opponent to 0 or fewer yards rushing: . . . vs. Wisconsin, 2007 (-5)
 Held opponent to 25 or fewer yards rushing: . . . vs. New Mexico State, 2017 (11)
 Held opponent to 50 or fewer yards rushing: . . . at Colorado State, 2018 (40)
 Held opponent to 50 or fewer yards passing: . . . vs. Vanderbilt, 2010 (36)
 Held opponent to 100 or fewer yards rushing: . . . vs. Texas A&M, 2019 (89)
 Held opponent to 100 or fewer yards passing: . . . at Kentucky, 2019 (88)
 Held opponent to 200 or fewer yards total offense: . . . vs. Florida A&M, 2017 (175)
 Held opponent to 250 or fewer yards total offense: . . . vs. Portland State, 2019 (230)
 Held opponent to 300 or fewer yards total offense: . . . vs. Portland State, 2019 (230)
 Intercepted 5+ passes: . . . vs. Florida International, 2007 (5)
 Intercepted 4+ passes: . . . vs. Mississippi State, 2007 (4)
 Intercepted 3+ passes: . . . vs. Portland State, 2019 (3)
 Scored a safety: . . . vs. Toledo, 2015
 Scored a touchdown: . . . vs. Texas A&M, 2019 (De'Jon Harris - FR)
 Recorded 8+ sacks: . . . at Auburn, 2012 (8)
 Recorded 7+ sacks: . . . at Auburn, 2012 (8)
 Recorded 6+ sacks: . . . vs. Portland State, 2019 (6)
 Recorded 5+ sacks: . . . vs. Portland State, 2019 (6)
 Recorded 4+ sacks: . . . vs. Texas A&M, 2019 (4)
 Had 3 players with 10+ tackles: . . . vs. Missouri, 2019
 . . . Bumper Pool (13), Joe Foucha (12), De'Jon Harris (11)

SPECIAL TEAMS

Returned a punt for a TD: . . . vs. Kansas State, 2011 (Adams - 51 yards)
 Returned two punts for TDs: . . . vs. Missouri State, 2011 (Adams - 61 yards, 69 yards)
 Returned a blocked punt for a TD: . . . vs. Eastern Michigan, 2009 (Armbrust - 1 yard)
 Returned a kickoff for a TD: . . . vs. Auburn, 2017 (Warren - 100)
 Returned a game-opening kickoff for a TD: . . . vs. Northern Illinois, 2014 (Marshall - 97)
 Returned a season-opening kickoff for a TD: . . . vs. Missouri State, 2009 (D. Johnson - 91 yards)
 Returned a blocked FG for a TD: . . . at Mississippi State, 2004 (Brown - 76 yards)
 Blocked one punt: . . . at Alabama, 2015 (Sprinkle)
 Punted 10+ times: . . . at Auburn, 2016 (10)
 Did not punt: . . . vs. Alcorn State, 2016
 Blocked a field goal . . . vs. Alcorn State, 2016 (Dan Skipper)
 Had a punt blocked: . . . vs. Georgia, 2020 (Zamir White)
 Scored on a fake punt . . . vs. Texas A&M, 2014 (Sam Irwin-Hill - 51 yard rush)
 Scored on a fake field goal: . . . vs. UAB, 2014 (Sebastian Tretola 6 yard pass to Alan D'Appollonio)
 Had a field goal blocked: . . . vs. Kansas State, 2015/16 (Marquel Bryant)
 Blocked a PAT kick: . . . vs. Eastern Illinois, 2018 (Bumper Pool)
 Missed a kicking PAT: . . . at Alabama, 2017 (Connor Limpert)
 Had a kicking PAT blocked: . . . vs. Western Kentucky, 2019 (G. Britton)

MISCELLANEOUS

Had 35+ first downs . . . at Ole Miss, 2015 (35)
 Had 30+ first downs: . . . vs. Kansas State, 2015 (30)
 Had 25+ first downs: . . . vs. Texas A&M, 2019 (26)
 Had 20+ first downs: . . . vs. Texas A&M, 2019 (26)
 Had 20+ passing first downs: . . . vs. Mississippi State, 2015 (21)
 Had 20+ rushing first downs: . . . at Texas Tech, 2014 (24)
 Had 15+ penalties: . . . vs. Air Force, 1975 (17)
 Had 10+ penalties: . . . vs. Georgia, 2020 (10)
 Had no penalties: . . . at Alabama, 2019
 Had 100+ yards in penalties: . . . vs. Texas A&M, 2011 (112)
 Had 35 minutes+ of possession time: . . . at LSU, 2019 (40:21)
 Was involved in an overtime game: . . . vs. Texas A&M, 2017 (L, 50-43)
 Defeated a ranked opponent . . . vs. No. 10 Florida, 2016 (31-10)
 Defeated a ranked opponent on the road . . . at No. 15 TCU, 2016 (41-38)
 Defeated ranked opponents in consecutive games . . . at No. 18 Ole Miss, 2015 (53-52, OT)
 . . . at No. 9 LSU, 2015 (31-14)
 Won game on final offensive play: . . . at Ole Miss, 2017 (34-yard field goal)
 Zero sacks allowed in a game: . . . vs. Missouri, 2019
 Zero sacks allowed in consecutive games: . . . vs. Toledo, 2015
 . . . vs. Texas Tech, 2015
 Zero sacks allowed in three consecutive games: . . . vs. UTEP, 2015
 . . . vs. Toledo, 2015
 . . . vs. Texas Tech, 2015
 Came back from 15+ points down to win: . . . at Ole Miss, 2017 (down 24 - won 38-37)
 Recorded more points than plays: . . . vs. UT Martin, 2015 (63 points, 56 plays)

THE LAST TIME AN ARKANSAS PLAYER . . .

RUSHING

Rushed 40+ times:	DeCori Birmingham at Kentucky, 2003 (40)
Rushed 35+ times:	Michael Smith at Kentucky, 2008 (35)
Rushed 30+ times:	Alex Collins vs. Missouri, 2015 (30)
Rushed 25+ times:	Devwah Whaley at Colorado State, 2018 (26)
Rushed for 300+ yards:	Darren McFadden vs. South Carolina, 2007 (321)
Rushed for 250+ yards:	Darren McFadden vs. South Carolina, 2007 (321)
Rushed for 200+ yards:	Rawleigh Williams III at Mississippi State, 2016 (205)
Rushed for 175+ yards:	Rakeem Boyd vs. Western Kentucky, 2019 (185)
Rushed for 150+ yards:	Rakeem Boyd vs. Western Kentucky, 2019 (185)
Rushed for 125+ yards:	Rakeem Boyd vs. Western Kentucky, 2019 (185)
Rushed for 100+ yards:	Rakeem Boyd vs. Western Kentucky, 2019 (185)
Rushed for 100+ yards as a true freshman in his first career game:	Chase Hayden vs. Florida A&M, 2017 (120)
Rushed for 100+ yards (quarterback):	Matt Jones vs. Ole Miss, 2004 (126)
Rushed for 150+ yards in consecutive games:	Alex Collins at Texas Tech, 2015 (170)
	vs. Texas A&M, 2015 (151)
	at Tennessee, 2015 (154)
Rushed for 100+ yards in consecutive games:	Rakeem Boyd vs. Western Kentucky, 2019 (185)
	vs. Mississippi State, 2019 (114)
Rushed for 5+ touchdowns:	Alex Collins vs. UT Martin, 2015 (5)
Rushed for 4+ touchdowns:	Rawleigh Williams III at Mississippi State, 2016 (4)
Rushed for 3+ touchdowns:	Rawleigh Williams III at Mississippi State, 2016 (4)
Rushed for 3+ touchdowns (quarterback):	Matt Jones vs. New Mexico State, 2003 (3)
Rushed for 2+ touchdowns:	Rakeem Boyd vs. Western Kentucky, 2019 (2)
Had three players rush for touchdowns:	Hammonds (1), Whaley (1), Cantrell (1) and Kelley (1) vs. Coastal Carolina, 2017
Had four players rush for touchdowns:	Hammonds (1), Whaley (1), Cantrell (1) and Kelley (1) vs. Coastal Carolina, 2017
Had a run of 80+ yards:	Rakeem Boyd vs. Western Kentucky, 2019 (86)
Had a run of 70+ yards:	Rakeem Boyd vs. Western Kentucky, 2019 (86)
Had a run of 60+ yards:	Rakeem Boyd vs. Western Kentucky, 2019 (86)
Had a run of 50+ yards:	Rakeem Boyd vs. Western Kentucky, 2019 (86)
Had 2 TD runs of 50+ yards:	Rakeem Boyd vs. Western Kentucky, 2019 (86, 76)
Had multiple players with a run of 50+ yards:	Rawleigh Williams III (72) & Devwah Whaley (50) at Mississippi State, 2016

PASSING

Passed for 500+ yards:	Tyler Wilson vs. Texas A&M, 2011 (510)
Passed for 450+ yards:	Tyler Wilson vs. Texas A&M, 2011 (510)
Passed for 400+ yards:	Austin Allen vs. Alabama, 2016 (400)
Passed for 350+ yards:	Nick Starkel vs. San Jose State, 2019 (356)
Passed for 300+ yards:	Nick Starkel vs. San Jose State, 2019 (356)
Passed for 250+ yards:	Nick Starkel vs. San Jose State, 2019 (356)
Passed for 200+ yards:	Feleipe Franks vs. Georgia, 2020 (200)
Attempted 50+ passes:	Nick Starkel vs. San Jose State, 2019 (50)
Attempted 45+ passes:	Nick Starkel vs. San Jose State, 2019 (50)
Attempted 35+ passes:	Feleipe Franks vs. Georgia, 2020 (36)
Attempted 30+ passes:	Ben Hicks vs. Auburn, 2019 (39)
Completed 25+ passes:	Nick Starkel vs. San Jose State, 2019 (28)
Completed 20+ passes:	Nick Starkel vs. San Jose State, 2019 (28)
Threw 4+ touchdown passes:	Brandon Allen vs. Mississippi State, 2015 (7)
Threw 3+ touchdown passes:	Nick Starkel vs. San Jose State, 2019 (3)
Threw 2+ touchdown passes:	Jack Lindsey vs. Missouri, 2019 (2)
Threw 2+ touchdown passes in consecutive games:	Austin Allen vs. Texas A&M, 2017 (2)
	vs. New Mexico State, 2017 (3)
Threw 5+ interceptions:	Nick Starkel vs. San Jose State, 2019 (5)
Threw 4+ interceptions:	Nick Starkel vs. San Jose State, 2019 (5)
Threw 3+ interceptions:	Nick Starkel at Alabama, 2019 (3)
Completed pass for 90+ yards:	Matt Jones at Tennessee, 2002 (92)
Completed pass for 80+ yards:	Tyler Wilson vs. Rutgers, 2012 (80)
Completed pass for 70+ yards:	Austin Allen vs. Texas State, 2016 (73)
Completed pass for 60+ yards:	Nick Starkel vs. San Jose State, 2019 (62)
Completed pass for 50+ yards:	Nick Starkel vs. San Jose State, 2019 (62)

RECEIVING

Caught 10+ passes:	Cobi Hamilton vs. LSU, 2012 (10)
Caught 9+ passes:	Drew Morgan at Ole Miss, 2015 (9)
Caught 8+ passes:	Cheyenne O'Grady vs. Texas A&M, 2019 (8)
Caught 7+ passes:	Treyton Burks vs. Georgia, 2020 (7)
Caught 10+ passes in consecutive games:	Cobi Hamilton vs. Tulsa, 2012 (11)
	vs. Ole Miss, 2012 (12)
Had 300+ yards receiving:	Cobi Hamilton vs. Rutgers, 2012 (303)
Had 200+ yards receiving:	Cobi Hamilton vs. Rutgers, 2012 (303)
Had 175+ yards receiving:	Cobi Hamilton vs. Tulsa, 2012 (177)
Had 150+ yards receiving:	Drew Morgan vs. Texas A&M, 2015 (155)
Had 100+ yards receiving:	Treyton Burks vs. Georgia, 2020 (102)
Had 100+ yards receiving in consecutive games:	Jordan Jones, vs. Missouri, 2017 (122)
	vs. Eastern Illinois, 2018 (132)
Had 100+ yards receiving (tight end):	Hunter Henry vs. Mississippi State, 2015 (129)
Caught 3+ TD passes:	Jeremy Sprinkle vs. Mississippi State, 2015 (3)
Caught 2+ TD passes:	Cheyenne O'Grady vs. LSU, 2018 (2)
Caught 2+ TD passes (tight end):	Cheyenne O'Grady vs. LSU, 2018 (2)
2+ tight ends caught TD passes:	Hunter Henry (2) & Jeremy Sprinkle (3) vs. Mississippi State, 2015

TOTAL OFFENSE

Had 450+ yards total offense:	Tyler Wilson vs. Texas A&M, 2011 (481)
Had 400+ yards total offense:	Brandon Allen vs. Mississippi State, 2015 (411)
Had 350+ yards total offense:	Nick Starkel vs. San Jose State, 2019 (364)
Had 300+ yards total offense:	Nick Starkel vs. San Jose State, 2019 (364)
Had 100 yards both passing and rushing:	Matt Jones vs. Ole Miss, 2004 (Rushing - 126, Passing - 108)

SCORING

Accounted for 5+ touchdowns:	Rawleigh Williams III at Mississippi State, 2016 (5)
Accounted for 4+ touchdowns:	Ty Storey vs. Eastern Illinois, 2018 (4)
Accounted for 3+ touchdowns:	Nick Starkel vs. San Jose State, 2019 (3)
Scored 4+ touchdowns:	Rawleigh Williams III at Mississippi State, 2016 (5)
Scored 3+ touchdowns:	Rawleigh Williams III at Mississippi State, 2016 (5)
Scored 2+ touchdowns:	Rakeem Boyd vs. Western Kentucky, 2019 (2)
Multiple players score 2+ touchdowns:	Chase Hayden (2) and Jonathan Nance (2) vs. New Mexico State, 2017

DEFENSE

Intercepted 3+ passes:	Michael Grant vs. Louisiana-Monroe, 2006 (3)
Intercepted 2+ passes:	Dre Greenlaw vs. Texas A&M, 2018 (2)
Recovered 2+ fumbles:	Chevin Calloway vs. Eastern Illinois, 2018 (2)
Forced 2+ fumbles:	McTelvin Agim at Colorado State, 2018 (2)
Recorded 5+ sacks:	Wayne Martin vs. Ole Miss, 1988 (5.0)
Recorded 3+ sacks:	Chris Smith vs. Southern Miss, 2013 (3.0-22)
Recorded 2+ sacks:	Jamario Bell vs. Texas A&M, 2019 (2.0-11)
Recorded 5+ tackles for loss:	Jermaine Brooks vs. Auburn, 2001 (5-16)
Recorded 3+ tackles for loss:	McTelvin Agim vs. Tulsa, 2018 (3.5-18)
Recorded 20+ tackles:	Jerry Franklin at Mississippi State, 2010 (20)
Recorded 10+ tackles:	Grant Morgan, Bumper Pool vs. Georgia, 2020 (13,11)
Recorded 10+ tackles in back-to-back games:	De'Jon Harris at Kentucky (10)
	vs. Auburn (10)
Recorded 10+ tackles in three straight games:	De'Jon Harris vs. Texas A&M, 2018 (16)
	vs. Alabama, 2018 (11)
	vs. Ole Miss, 2018 (13)
Recorded 15+ tackles in back-to-back games:	Tony Bua vs. Kentucky, 2003 (15)
	vs. South Carolina, 2003 (19)
Recorded 15+ tackles twice in one season:	Brooks Ellis vs. Alabama, 2015 (15)
	vs. Mississippi State, 2015 (15)
Returned an interception for a touchdown:	Santos Ramirez vs. Florida, 2016
Returned a fumble for a touchdown:	De'Jon Harris (6) vs. Texas A&M, 2019

SPECIAL TEAMS

Scored 10+ points kicking:	Connor Limpert vs. Colorado State, 2019 (13)
Made 5+ field goals:	Kendall Trainor vs. Texas A&M, 1988 (5)
Made 4+ field goals:	Connor Limpert vs. Ole Miss, 2018 (4)
Made two field goals of 50+ yards:	Steve Little vs. Oklahoma State, 1976 (53 & 57)
Made one field goal of 50+ yards:	Connor Limpert vs. Colorado State, 2019 (54)
Kicked a punt of 70+ yards:	Sam Irwin-Hill vs. South Carolina, 2013 (79)
Kicked a punt of 60+ yards:	Reid Bauer vs. Ole Miss, 2018 (64)
Punted 10+ times:	Toby Baker at Auburn, 2016 (10)
Totaled 175+ kick return yards:	DeCori Birmingham vs. Alabama, 2002 (197)
Totaled 150+ kick return yards:	Dennis Johnson at Texas, 2008 (150)
Totaled 100+ kick return yards:	Treyton Burks vs. Mississippi State, 2019 (134)
Totaled 50+ punt return yards:	D.J. Dean vs. Nicholls, 2014 (94)

THE LAST TIME AN OPPONENT ...

RUSHING

Had 500+ yards rushing:	at Auburn, 2016 (543)
Had 400+ yards rushing:	Mississippi State, 2019 (460)
Had 300+ yards rushing:	Mississippi State, 2019 (460)
Had 200+ yards rushing:	at LSU, 2019 (260)
Had 70+ rushing attempts:	at Mississippi State, 2010 (70)
Had 60+ rushing attempts:	Missouri, 2017 (60)
Had 50+ rushing attempts:	Mississippi State, 2019 (57)
Had 7+ rushing TDs:	at Auburn, 2016 (7)
Had 6+ rushing TDs:	at Auburn, 2016 (7)
Had 5+ rushing TDs:	at LSU, 2019 (5)
Had 4+ rushing TDs:	at LSU, 2019 (5)

PASSING

Had 500+ yards passing:	Mississippi State, 2015 (508)
Had 400+ yards passing:	San Jose State, 2019 (402)
Had 300+ yards passing:	at LSU, 2019 (352)
Had 200+ yards passing:	Georgia, 2020 (266)
Had 60+ pass attempts:	Louisiana-Monroe, 2012 (68)
Had 50+ pass attempts:	at Colorado State, 2018 (50)
Had 40+ pass attempts:	Georgia, 2020 (47)
Had 30+ pass attempts:	Georgia, 2020 (47)
Had 40+ pass completions:	Louisiana-Monroe, 2012 (42)
Had 30+ pass completions:	San Jose State, 2019 (32)
Had 25+ pass completions:	Georgia, 2020 (28)
Had 20+ pass completions:	Georgia, 2020 (28)
Had 5+ passing TDs:	at Mississippi State, 2018 (5)
Had 4+ passing TDs:	Auburn, 2019 (4)
Had 3+ passing TDs:	at LSU, 2019 (3)

RECEIVING

Had two players with 100-yards receiving in a game:	Alabama, 2018 (Jerry Jeudy, 135 - Irv Smith Jr., 123)
Had 4+ players catch 5+ passes:	at TCU, 2016 (Kyle Hicks - 8, K. Turpin - 7, Ty Slanina - 7 & Desmond White - 5)
Had 3+ players catch 5+ passes:	Missouri, 2017 (J'Mon Moore - 10, Al Okwuegbunam - 5, Nate Brown - 5)
Had 10+ players catch a pass:	Mississippi State, 2019 (10)
Had 8+ players catch a pass:	Mississippi State, 2019 (10)

TOTAL OFFENSE

Had 700+ yards total offense:	at Southern California, 2005 (736)
Had 650+ yards total offense:	Missouri, 2017 (696)
Had 600+ yards total offense:	at LSU, 2019 (612)
Had 550+ yards total offense:	at LSU, 2019 (612)
Had 500+ yards total offense:	at LSU, 2019 (612)
Had 400+ yards total offense:	at LSU, 2019 (612)
Had 100+ plays total offense:	Missouri, 2017 (102)
Had 90+ plays total offense:	Missouri, 2017 (102)
Had 80+ plays total offense:	Georgia, 2020 (89)
Had 75+ plays total offense:	Georgia, 2020 (89)

SCORING

Scored 70+ points:	at Southern California, 2005 (70)
Scored 60+ points:	Alabama, 2018 (65)
Scored 50+ points:	at LSU, 2019 (56)
Scored 40+ points:	at LSU, 2019 (56)
Scored 30+ points:	Georgia, 2020 (37)
Scored a two-point conversion rushing:	Georgia, 2020
Scored a two-point conversion passing:	at Colorado State, 2018
Failed on a two-point conversion attempt:	Mississippi State, 2019

TURNOVERS

Had 5+ fumbles:	Eastern Illinois, 2018 (6, lost 5)
Had 4+ fumbles lost:	Eastern Illinois, 2018 (5)
Had 3+ fumbles lost:	Eastern Illinois, 2018 (5)
Committed 5+ turnovers:	Eastern Illinois, 2018 (5)
Did not commit a turnover:	Alabama, 2019
Intercepted 8+ Arkansas passes:	at SMU, 1951 (8)
Intercepted 7+ Arkansas passes:	at SMU, 1951 (8)
Intercepted 6+ Arkansas passes:	North Texas, 2018 (6)
Intercepted 5+ Arkansas passes:	San Jose State, 2019 (5)
Intercepted 4+ Arkansas passes:	San Jose State, 2019 (5)
Intercepted 3+ Arkansas passes:	Georgia, 2020 (3)
Returned an interception for a touchdown:	Georgia, 2020
Returned a fumble for a touchdown:	at Missouri, 2018

DEFENSE

Held Arkansas to 10 or fewer first downs:	at Alabama, 2015 (10)
Recorded 9+ sacks:	Oklahoma, 2001 (9.0-55)
Recorded 8+ sacks:	Oklahoma, 2001 (9.0-55)
Recorded 7+ sacks:	Alabama, 2016 (7.0-53)
Recorded 6+ sacks:	vs. Auburn, 2017 (6.0-34)
Scored a safety:	Georgia, 2020
Held Arkansas to 50 or fewer yards rushing:	LSU, 2018 (16)
Held Arkansas to 25 or fewer yards rushing:	LSU, 2018 (16)
Held Arkansas to 100 or fewer yards passing:	Missouri, 2019 (77)
Held Arkansas to 50 or fewer yards passing:	South Carolina, 2013 (30)
Held Arkansas to 300 or less yards total offense:	Georgia, 2020 (280)
Held Arkansas to 200 or less yards total offense:	at Missouri, 2018 (187)
Held Arkansas to 100 or fewer yards both rushing & passing:	Alabama, 2012 (Rush - 58, Pass - 79)

SPECIAL TEAMS

Returned a punt for a TD:	North Texas, 2018
Returned a kickoff for a TD:	vs. Texas A&M, 2018
Punted 10+ times:	Chattanooga, 2007 (12)
Punted 10+ times in consecutive games:	North Texas, 2007 (10)
Did not punt:	Chattanooga, 2007 (12)
Missed a kicking PAT:	Alabama, 2018
Missed two kicking PATs:	Auburn, 2019
Blocked a field goal:	at LSU, 2017
Blocked a punt:	Kansas State, 2015
	Georgia, 2020

MISCELLANEOUS

Had 30+ first downs:	Ole Miss, 2018 (32)
Had 10+ penalties:	Georgia, 2020 (12)
Had 100+ yards in penalties:	Georgia, 2020 (108)
Had 35+ minutes of possession time:	Georgia, 2020 (35:46)
Had two 100-yard rushers and one 100-yard receiver:	Texas A&M, 2017 (Kellen Mond - 109 rushing, Keith Ford - 102 rushing & Christian Kirk - 110 receiving)
Had one 100-yard rusher and one 100-yard receiver:	at LSU, 2019 (Clyde Edwards-Helaire - 188 rushing & Ja'Marr Chase - 144 receiving)
Had one 100-yard rusher and two 100-yard receivers:	Alabama, 2018 (Damien Harris - 111 rushing, Jerry Jeudy - 135 receiving & Irv Smith Jr. - 123 receiving)

LAST TIME AN INDIVIDUAL OPPONENT . . .

INDIVIDUAL RUSHING

Rushed 40+ times: Travis Stephens (41), Tennessee (2001)
 Rushed 35+ times: Ish Witter (39), Missouri (2017)
 Rushed 30+ times: Ish Witter (39), Missouri (2017)
 Rushed for 200+ yards: Kylin Hill (234), Mississippi State (2019)
 Rushed for 175+ yards: Clyde Edwards-Helaire (188), at LSU (2019)
 Rushed for 150+ yards: Clyde Edwards-Helaire (188), at LSU (2019)
 Rushed for 125+ yards: Clyde Edwards-Helaire (188), at LSU (2019)
 Rushed for 100+ yards: Clyde Edwards-Helaire (188), at LSU (2019)
 Rushed for 4+ touchdowns: Nick Fitzgerald (4), Mississippi State (2016)
 Rushed for 3+ touchdowns: Clyde Edwards-Helaire (3), at LSU (2019)
 Had a run of 80+ yards: Clyde Edwards-Helaire (89), at LSU (2019)
 Had a run of 70+ yards: Clyde Edwards-Helaire (89), at LSU (2019)
 Had a run of 60+ yards: Clyde Edwards-Helaire (89), at LSU (2019)
 Had a run of 50+ yards: Clyde Edwards-Helaire (89), at LSU (2019)

INDIVIDUAL PASSING

Passed for 500+ yards: Dak Prescott (508), Mississippi State (2015)
 Passed for 450+ yards: Dak Prescott (508), Mississippi State (2015)
 Passed for 400+ yards: Josh Love (402), San Jose State (2019)
 Passed for 300+ yards: Joe Burrow (327), at LSU (2019)
 Attempted 60+ passes: Kolton Browning (67), Louisiana-Monroe (2012)
 Attempted 50+ passes: Kenny Hill (56), TCU (2016)
 Attempted 40+ passes: Josh Love (49), San Jose State (2019)
 Completed 40+ passes: Kolton Browning (42), Louisiana-Monroe (2012)
 Completed 30+ passes: Josh Love (32), San Jose State (2019)
 Completed 20+ passes: Stetson Bennett (20), Georgia (2020)
 Threw 5+ touchdown passes: Drew Lock (5), Missouri (2017)
 Threw 4+ touchdown passes: Nick Fitzgerald (4), at Mississippi State (2018)
 Threw 3+ touchdown passes: Joe Burrow (3), at LSU (2019)
 Completed a pass for 90+ yards: Trevor Knight (92), Texas A&M (2016)
 Completed a pass for 80+ yards: Kellen Mond (81), Texas A&M (2017)
 Completed a pass for 70+ yards: Patrick O'Brien (75), Colorado State (2019)
 Completed a pass for 60+ yards: Ty Storey (69), Western Kentucky (2019)

INDIVIDUAL RECEIVING

Caught 15+ passes: Willie Goshu (17), Auburn (1995)
 Caught 10+ passes: J. Pearson (10), Western Kentucky (2019)
 Caught 7+ passes: Clyde Edwards-Helaire (7), at LSU (2019)
 Had 200+ yards receiving: Jamayel Smith (208), Mississippi State (2007)
 Had 150+ yards receiving: Ja'Marr Chase (144), at LSU (2019)
 Had 100+ yards receiving: Ja'Marr Chase (144), at LSU (2019)
 Caught 3+ TD passes: A. Hollins (3), Eastern Illinois (2018)
 Caught 2+ TD passes: Ja'Marr Chase (2), at LSU (2019)

INDIVIDUAL TOTAL OFFENSE

Had 400+ yards total offense: Jordan Ta'amu (528; Pass - 387, Rush - 141), Ole Miss (2018)
 Had 300+ yards total offense: Joe Burrow (351; Pass - 327, Rush - 24), at LSU (2019)
 Had 100 yards both passing and rushing: Jordan Ta'amu (528; Pass - 387, Rush - 141), Ole Miss (2018)

INDIVIDUAL SCORING

Accounted for 6+ touchdowns: Nick Fitzgerald (Mississippi State), 2016 (6)
 Accounted for 5+ touchdowns: Nick Fitzgerald (Mississippi State), 2018 (5)
 Accounted for 4+ touchdowns: Bo Nix (Auburn), 2018 (3 pass, 1 rush)
 Scored 4+ touchdowns: Peyton Barber (Auburn), 2015 (4)
 Scored 3+ touchdowns: Kylin Hill (Mississippi State), 2019 (3)

INDIVIDUAL DEFENSE

Intercepted 3+ passes: Minkah Fitzpatrick (3), Alabama (2016)
 Intercepted 2+ passes: Richard LeCounte (2), Georgia (2020)
 Recorded 3+ sacks: JaCoby Stevens (3.0), at LSU (2019)
 Recorded 2+ sacks: JaCoby Stevens (3.0), at LSU (2019)

SPECIAL TEAMS

Kicked 5+ field goals: Dan Nystrom (5-5), Minnesota (2002)
 Kicked four field goals: Wyatt Bryan (4-4), at Colorado State (2018)
 Returned a punt for a TD: Keegan Brewer, North Texas (2018)
 Returned a kick for a TD: Jashaun Corbin, vs. Texas A&M (2018)

GAME 2: MISSISSIPPI STATE

ARKANSAS BIG PLAYS FROM SCRIMMAGE

Opponent	Rushing					Passing			
	10-19	20-29	30-39	40-49	50+	20-29	30-39	40-49	50+
Georgia	3	0	0	0	0	3	0	1	0
at Miss. State									
at Auburn									
Ole Miss									
at Texas A&M									
Tennessee									
at Florida									
LSU									
at Missouri									
Alabama									
Totals	3	0	0	0	0	3	0	1	0

OPPONENT BIG PLAYS FROM SCRIMMAGE

Opponent	Rushing					Passing			
	10-19	20-29	30-39	40-49	50+	20-29	30-39	40-49	50+
Georgia	3	1	0	0	0	2	0	0	0
at Miss. State									
at Auburn									
Ole Miss									
at Texas A&M									
Tennessee									
at Florida									
LSU									
at Missouri									
Alabama									
Totals	3	1	0	0	0	2	0	0	0

FIRST DOWN GAME LOG

Arkansas					Opponents				
Opponent	Rush	Pass	Penalty	Total	Opponent	Rush	Pass	Penalty	Total
Georgia	4	8	3	15	Georgia	8	10	1	19
at Miss. State					at Miss. State				
at Auburn					at Auburn				
Ole Miss					Ole Miss				
at Texas A&M					at Texas A&M				
Tennessee					Tennessee				
at Florida					at Florida				
LSU					LSU				
at Missouri					at Missouri				
Alabama					Alabama				
TOTAL	4	8	3	15	TOTAL	8	10	1	19

TURNOVER CHART

Takeaways					Giveaways				
Opponent	Fumbles	Interceptions	Total	Pts Off	Fumbles	Interceptions	Total	Points Off	Margin
Georgia	1	1	2	3	0	3	3	14	-1
at Miss. State									
at Auburn									
Ole Miss									
at Texas A&M									
Tennessee									
at Florida									
LSU									
at Missouri									
Alabama									
TOTAL	1	1	2	3	0	3	3	14	-1

DRIVE SUPERLATIVES

Longest Drive

By No. of Plays
By No. of Yards
By Time of Possession

Arkansas

11 (43 yards, 4:15) vs. Georgia, FG
91 (7 plays, 2:17) vs. Georgia, TD
4:15 (11 plays, 43 yards) vs. Georgia, FG

Opponents

13 (81 yards, 5:38) vs. Georgia, TD
81 (13 plays, 5:38) vs. Georgia, TD
5:38 (13 plays, 81 yards) vs. Georgia, TD

Shortest Drive

By No. of Plays
By No. of Yards
By Time of Possession

Arkansas

2 (2 yards, 0:27) vs. Georgia, INT
-1 2x (last 3 plays, 1:29) vs. Georgia, punt
0:27 (2 play, 2 yards) vs. Georgia, INT

Opponents

1 (-2 yards, 0:07) vs. Georgia, end of game
-7 (4 plays, 1:51) vs. Georgia, punt
0:07 (1 play, -2 yards) vs. Georgia, end of game

Scoring Drive Breakdown

Yardage	ARKANSAS		OPPONENT	
	TD	FG	TD	FG
No drive	-	-	1	-
Neg. Yards	-	-	-	-
0-9	-	-	-	-
10-19	-	-	-	-
20-29	-	-	1	1
30-39	-	-	-	-
40-49	-	1	-	-
50-59	-	-	1	1
60-69	-	-	-	-
70-79	-	-	-	-
80-89	-	-	1	-
90-99	1	-	-	-
TOTALS	1	1	4	2

Game-Opening Drives

OPP	ARKANSAS			OPPONENTS		
	PTS	ISTS	YDS	PTS	ISTS	YDS
Georgia	0	0	6	0	1	34
at Miss. State						
at Auburn						
Ole Miss						
at Texas A&M						
Tennessee						
at Florida						
LSU						
at Missouri						
Alabama						
TOTALS	0	0	6	0	1	34

Second Half-Opening Drives

OPP	ARKANSAS			OPPONENTS		
	PTS	ISTS	YDS	PTS	ISTS	YDS
Georgia	3	3	43	0	1	38
at Miss. State						
at Auburn						
Ole Miss						
at Texas A&M						
Tennessee						
at Florida						
LSU						
at Missouri						
Alabama						
TOTALS	3	3	43	0	1	38

Three & Out Drives

	ARKANSAS THREE-&-OUTS/DRIVES	OPPONENT THREE-&-OUTS/DRIVES
Georgia	8/16 (50.0%)	1/16 (6.3%)
at Mississippi State		
at Auburn		
Ole Miss		
at Texas A&M		
Tennessee		
at Florida		
LSU		
at Missouri		
Alabama		
TOTALS	8/16 (50.0%)	1/16 (6.3%)

ARKANSAS DRIVE CHARTS

Georgia	Qtr.	Time	Start	Pl-Yds	TOP	Result
	1st	15:00	AR25	3-6	0:55	punt
	1st	11:05	AR09	7-91	2:17	*TOUCHDOWN
	1st	07:41	AR10	3-5	0:36	punt
	1st	05:14	AR07	3-29	0:41	interception
	1st	03:14	AR05	3-2	0:50	punt
	1st	00:49	AR01	4-(-1)	1:19	*SAFETY
	2nd	11:47	AR20	3-5	1:40	punt
	2nd	06:11	AR24	3-6	1:01	punt
	2nd	03:37	AR21	6-37	2:37	punt
	3rd	12:38	AR49	11-43	4:15	*FIELD GOAL
	3rd	06:00	AR16	3-(-1)	1:29	punt
	3rd	03:20	AR25	2-2	0:27	interception
	3rd	02:53	AR25	3-25	1:00	interception
	4th	11:15	AR25	3-6	2:26	punt
	4th	05:24	AR11	3-6	1:25	punt
	4th	01:23	AR25	8-34	1:16	downs

OPPONENT DRIVE CHARTS

Georgia	Qtr.	Time	Start	Pl-Yds	TOP	Result
	1st	14:05	GA34	6-19	3:00	punt
	1st	08:48	GA25	3-9	1:07	punt
	1st	07:05	GA50	4-(-7)	1:51	punt
	1st	04:33	AR15	3-3	1:19	interception
	1st	02:24	GA44	4-9	1:35	punt
	2nd	14:30	AR45	7-3	2:43	punt
	2nd	10:07	GA39	10-37	3:56	downs
	2nd	05:10	GA20	5-5	1:33	punt
	2nd	01:00	GA20	8-59	1:00	*FIELD GOAL
	3rd	15:00	GA25	6-33	2:22	fumble
	3rd	08:23	GA43	6-57	2:23	*TOUCHDOWN
	3rd	04:31	AR24	4-24	1:11	*TOUCHDOWN
	3rd	01:53	GA19	13-81	5:38	*TOUCHDOWN
	4th	08:49	GA25	5-1	3:25	punt
	4th	03:59	AR43	6-22	2:36	*FIELD GOAL
	4th	00:07	GA41	1-(-2)	0:07	end of game




SAM CARTER
CORNERBACKS



BRAD DAVIS
OFFENSIVE LINE



DERRICK LEBLANC
DEFENSIVE LINE



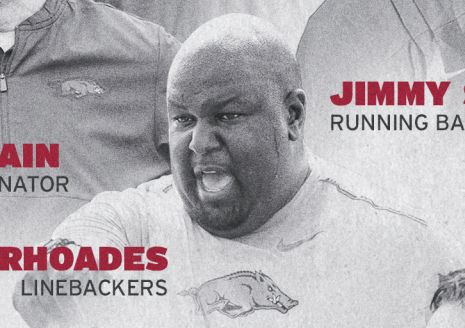
JIMMY SMITH
RUNNING BACKS



JON COOPER
TIGHT ENDS



SCOTT FOUNTAIN
SPECIAL TEAMS COORDINATOR



RION RHOADES
LINEBACKERS



JUSTIN STEPP
WIDE RECEIVERS



BARRY ODOM
DEFENSIVE COORDINATOR/S



SAM PITTMAN
HEAD COACH



KENDAL BRILES
OFFENSIVE COORDINATOR/QB



ALPHABETICAL ROSTER

No.	Name	Pos.
28	Reid Bauer	P
46	Nathan Bax	TE
24	LaDarius Bishop	DB
15	Simeon Blair	DB
43	Brooks Both	LB
5	Rakeem Boyd	RB
44	Andy Boykin	DL
15	Braden Bratcher	QB
9	Greg Brooks Jr.	DB
34	Martaveous Brown	DB
21	Montaric Brown	DB
26	Donte Buckner	RB
16	Treyton Burks	WR
33	Kelin Burrle	LB
23	Devin Bush	CB
90	Vito Calvaruso	K
40	George Caratan	P
91	Taurean Carter	DL
1	Jalen Catalon	DB
6	Kendall Catalon	WR
4	Malik Chavis	DB
53	Eli Chism	LS
17	Hudson Clark	DB
66	Thy Clary	OL
57	Shane Clinin	OL
13	Julius Coates	DL
85	Harper Cole	WR
86	Kevin Compton	WR
38	Jon Conley	DB
11	Jaquayln Crawford	WR
76	Myron Cunningham	OL
75	Ray Curry Jr.	OL
20	Jordan Curtis	DB
30	Levi Draper	LB
32	Deon Edwards	LB
7	Joe Foucha	DB
39	H.T. Fountain	LS
13	Feleipe Franks	QB
48	Nicholas Fulwider	DL
33	Karch Gardiner	WR
73	Noah Gatlin	OL
5	Dorian Gerald	DL
50	Eric Gregory	DL
92	Elias Hale	DL
41	T.J. Hammonds	WR
59	Morgan Hanna	DL
83	Marcus Henderson	TE/OL
27	Hayden Henry	LB
82	Hudson Henry	TE
2	Malik Hornsby	QB
59	Griffin Hunt	OL
4	Koilan Jackson	WR
99	Enoch Jackson Jr.	DL
0	Jerry Jacobs	DB
1	KJ Jefferson	QB
43	Cedric Johnson	LB
20	Dominique Johnson	RB
20	Khari Johnson	DB
9	John Stephen Jones	QB
70	Luke Jones	OL
97	Xavier Kelly	DL
87	Blake Kern	TE
7	Trey Knox	WR
62	Brady Latham	OL
55	Beaux Limmer	OL
18	Jack Lindsey	QB
43	Sam Loy	P
42	Jonathan Marshall	DL
18	Myles Mason	DB
4	Jarques McClellion	DB
90	Marcus Miller	DL
31	Grant Morgan	LB
19	Tyson Morris	WR
4	Shamar Nash	WR

NUMERICAL ROSTER

No.	Name	Pos.	Ht.	Wt.	Cl.	Exp.	Hometown (Previous School)
0	Jerry Jacobs	DB	5-11	203	R-Sr.	TR	Atlanta, Ga. (South Cobb HS/Arkansas St.)
1	Jalen Catalon	DB	5-10	189	R-Fr.	RS	Mansfield, Texas (Mansfield Legacy HS)
1	KJ Jefferson	QB	6-3	236	R-Fr.	RS	Sardis, Miss. (North Panola HS)
2	Malik Hornsby	QB	6-2	183	Fr.	HS	Missouri City, Texas (Ft. Bend Marshall HS)
2	Myles Slusher	DB	6-0	186	Fr.	HS	Broken Arrow, Okla. (Broken Arrow HS)
3	A'Montae Spivey	RB	6-1	188	R-Fr.	RS	Phenix City, Ala. (Central HS)
3	Nick Turner	DB	5-11	189	Fr.	HS	New Orleans, La. (Brother Martin HS)
4	Malik Chavis	DB	6-2	194	R-Fr.	RS	Rison, Ark. (Rison HS)
4	Koilan Jackson	WR	6-2	228	R-Jr.	2L	Little Rock, Ark. (Joe T. Robinson HS)
4	Jarques McClellion	DB	6-0	188	R-Jr.	2L	Lake Worth, Fla. (American Heritage School)
4	Shamar Nash	WR	6-3	215	R-Fr.	RS	Memphis, Tenn. (IMG Academy)
5	Rakeem Boyd	RB	6-0	206	Sr.	2L	Stratford, Texas (Independence [Kan.] CC)
5	Dorian Gerald	DL	6-3	288	R-Sr.	1L	Florence, S.C. (College of the Canyons [Calif.]
6	Kendall Catalon	WR	5-9	182	R-Jr.	RS	Mansfield, Texas (Southern)
6	Jacorrei Turner	DB	6-2	193	Fr.	HS	Atlanta, Ga. (Woodward Academy)
7	Joe Foucha	DB	5-11	188	Jr.	2L	New Orleans, La. (McDonogh 35 HS)
7	Trey Knox	WR	6-5	207	So.	1L	Murfreesboro, Tenn. (Blackman HS)
8	Mike Woods	WR	6-1	196	Jr.	2L	Magnolia, Texas (Magnolia HS)
9	Greg Brooks Jr.	DB	5-11	185	So.	1L	Harvey, La. (West Jefferson HS)
9	John Stephen Jones	QB	5-11	202	R-So.	1L	Dallas, Texas (Highland Park HS)
10	Bumper Pool	LB	6-2	229	Jr.	2L	Lucas, Texas (Lovejoy HS)
10	De'Vion Warren	WR	5-10	186	Sr.	3L	Monroe, La. (Ouachita Parish HS)
11	Jaquayln Crawford	WR	5-10	172	R-So.	TR	Rockdale, Texas (Rockdale HS/Oklahoma)
11	Mataio Soli	DL	6-4	235	So.	1L	Douglasville, Ga. (Douglas County HS)
13	Julius Coates	DL	6-6	289	R-Jr.	TR	Rockford, Ill. (Guilford HS/East Miss. CC)
13	Feleipe Franks	QB	6-6	228	R-Sr.	TR	Crawfordsville, Fla. (Wakulla HS/Florida)
14	Nathan Parodi	DB	5-9	175	R-So.	1L	Austin, Texas (Lake Travis HS)
14	Cade Pearson	QB	6-3	223	R-So.	TR	Texarkana, Texas (Texas HS/North Texas)
15	Simeon Blair	DB	5-10	204	R-So.	1L	Pine Bluff, Ark. (Pine Bluff HS)
15	Braden Bratcher	QB	5-11	172	Fr.	HS	Little Rock, Ark. (Pulaski Academy)
16	Treyton Burks	WR	6-3	232	So.	1L	Warren, Ark. (Warren HS)
17	Hudson Clark	DB	6-2	176	R-Fr.	RS	Dallas, Texas (Highland Park HS)
17	John David White	WR	5-11	171	R-Fr.	RS	Little Rock, Ark. (Pulaski Academy)
18	Jack Lindsey	QB	6-2	206	R-Sr.	2L	Fayetteville, Ark. (Springdale HS)
18	Myles Mason	DB	6-2	204	Jr.	2L	Trussville, Ala. (Hewitt-Trussville HS)
19	Tyson Morris	WR	6-1	202	R-Sr.	2L	Helena-West Helena, Ark. (Fayetteville HS)
20	Jordan Curtis	DB	6-0	176	R-Jr.	2L	Jenks, Okla. (Jenks HS)
20	Dominique Johnson	RB	6-1	240	Fr.	HS	Crowley, Texas (Crowley HS)
20	Khari Johnson	DB	6-0	189	Fr.	HS	Boston, Mass. (Suffield Academy)
21	Montaric Brown	DB	6-0	190	R-Jr.	2L	Ashdown, Ark. (Ashdown HS)
22	Trelon Smith	RB	5-9	185	R-Jr.	RS	Houston, Texas (Arizona State)
23	Devin Bush	DB	6-0	200	R-Fr.	RS	New Orleans, La. (Edna Karr HS)
23	Josh Oglesby	RB	5-8	174	R-So.	SQ	Katy, Texas (Katy HS)
24	LaDarius Bishop	DB	6-0	192	R-So.	1L	Ashdown, Ark. (Ashdown HS)
25	Zach Zimos	LB	6-4	225	R-Fr.	RS	Sugar Land, Texas (Fort Bend Travis HS)
26	Donte Buckner	RB	5-11	192	Fr.	HS	Pine Bluff, Ark. (White Hall HS)
26	Micahh Smith	DB	6-0	211	R-Sr.	3L	Marshall, Texas (Marshall HS)
27	Hayden Henry	LB	6-2	229	Sr.	3L	Little Rock, Ark. (Pulaski Academy)
28	Reid Bauer	P	5-11	205	R-So.	RS	Magnolia, Texas (Magnolia HS)
28	Andrew Parker	LB	6-2	235	R-So.	1L	New Orleans, La. (Sophie B. Wright HS)
29	Asa Shearin	LB	6-1	221	R-Fr.	RS	Jonesboro, Ark. (Jonesboro HS)
30	Levi Draper	LB	6-1	223	R-Jr.	TR	Collinsville, Okla. (Collinsville HS/Oklahoma)
31	Grant Morgan	LB	5-11	222	R-Sr.	3L	Greenwood, Ark. (Greenwood HS)
32	Deon Edwards	LB	6-1	218	R-Sr.	3L	Clermont, Fla. (Lake Minneola HS)
32	Reid Turner	RB	5-10	181	R-Fr.	RS	Farmington, Ark. (Farmington HS)
33	Kelin Burrle	LB	6-0	212	Fr.	HS	Harvey, La. (Helen Cox HS)
33	Karch Gardiner	WR	5-9	176	R-Fr.	RS	El Paso, Texas (Del Valle HS)
34	Martaveous Brown	DB	6-0	182	Jr.	SQ	Marianna, Ark. (Arkansas Tech)
35	A.J. Reed	K	5-11	186	R-Sr.	TR	Prattville, Ala. (Prattville HS/Duke)
35	Jake Yurachek	LB	6-0	233	R-So.	1L	Friendswood, Texas (Friendswood HS/Colorado)
37	Eric Thomas Jr.	LB	6-3	248	Fr.	HS	Pensacola, Fla. (Booker T. Washington HS)
38	Jon Conley	DB	6-0	169	R-Fr.	SQ	Fayetteville, Ark. (Fayetteville HS)
39	H.T. Fountain	LS	6-0	233	Sr.	TR	Flomaton, Ala. (Lindsey Wilson/Escambia Academy)
40	George Caratan	P	6-2	213	Jr.	TR	Pacific Palisades, Calif. (St. Thomas More HS/Mich.)
41	T.J. Hammonds	WR	5-10	192	R-Sr.	3L	Little Rock, Ark. (Joe T. Robinson HS)
42	Jonathan Marshall	DL	6-3	317	R-Sr.	3L	Shepherd, Texas (Shepherd HS)
43	Brooks Both	LB	6-0	225	Fr.	HS	Harrison, Ark. (Harrison HS)
43	Sam Loy	P	6-1	190	R-Sr.	1L	San Clemente, Calif. (Colorado)
44	Andy Boykin	DL	6-4	314	Fr.	HS	Lagrange, Ga. (Troup County HS)
44	Cameron Vail	DB	6-1	197	R-So.	SQ	Bryant, Ark. (Bryant HS)
45	Jackson Woodard	LB	6-3	227	Fr.	HS	Little Rock, Ark. (LR Christian Academy)
46	Nathan Bax	TE	6-4	238	R-Fr.	TR	Jefferson City, Mo. (Helias Catholic HS/III. St.)
47	Cedric Johnson	LB	6-0	200	R-So.	RS	Dallas, Texas (University of Mary)
48	Nicholas Fulwider	DL	6-7	301	R-So.	SQ	Tyrone, Ga. (Sandy Creek HS)

NUMERICAL ROSTER

No.	Name	Pos.	Ht.	Wt.	Cl.	Exp.	Hometown (Previous School)
48	Jordan Silver	LS	6-1	228	R-Jr.	2L	Branson, Mo. (Branson HS)
49	McKinley Williams	LB	6-1	210	R-So.	1L	Sheridan, Ark. (Sheridan HS)
50	Eric Gregory	DL	6-4	283	R-Fr.	RS	Memphis, Tenn. (IMG Academy)
50	Chibueze Nwanna	OL	6-7	338	R-Sr.	SQ	Hyattsville, Md. (Lackawanna CC)
51	Ricky Stromberg	OL	6-4	311	So.	1L	Tulsa, Okla. (Union HS)
52	J.T. Towers	LB	6-4	205	Fr.	HS	Little Rock, Ark. (Joe T. Robinson HS)
53	John Oehrlein	LS	6-1	228	R-Fr.	RS	Austin, Texas (Westlake HS)
53	Eli Chism	LS	6-2	224	Fr.	HS	Shreveport, La. (Calvary Baptist Academy)
54	Austin Nix	OL	6-2	312	R-So.	1L	Texarkana, Ark. (Arkansas HS)
55	Beaux Limmer	OL	6-5	293	R-Fr.	RS	Tyler, Texas (Tyler Lee HS)
56	Zach Williams	DL	6-4	246	So.	1L	Little Rock, Ark. (Joe T. Robinson HS)
57	Shane Clemen	OL	6-6	316	R-Jr.	2L	Festus, Mo. (Jefferson HS)
58	Jashaud Stewart	DL	6-2	223	Fr.	HS	Jonesboro, Ark. (Jonesboro HS)
59	Griffin Hunt	OL	6-4	238	R-So.	SQ	Lucas, Texas (Lovejoy HS)
62	Brady Latham	OL	6-5	296	R-Fr.	RS	Jenks, Okla. (Jenks HS)
66	Ty Clary	OL	6-4	298	Sr.	3L	Fayetteville, Ark. (Fayetteville HS)
67	Payton Simpson	OL	6-4	360	Fr.	HS	Bentonville, Ark. (Bentonville HS)
70	Luke Jones	OL	6-5	294	R-So.	TR	Little Rock, Ark. (Pulaski Academy/Notre Dame)
71	Ryan Winkel	OL	6-6	307	R-So.	1L	Memphis, Tenn. (Christian Brothers HS)
72	Drew Vest	OL	6-6	299	R-Fr.	RS	Searcy, Ark. (Searcy HS)
73	Noah Gatlin	OL	6-7	307	R-So.	SQ	Jonesboro, Ark. (Jonesboro HS)
74	Jalen St. John	OL	6-5	359	Fr.	HS	St. Louis, Mo. (Trinity Catholic HS)
75	Ray Curry Jr.	OL	6-5	320	Fr.	HS	Memphis, Tenn. (White Station HS)
76	Myron Cunningham	OL	6-6	325	R-Sr.	1L	Warren, Ohio (Iowa Central CC)
78	Dalton Wagner	OL	6-9	319	R-Jr.	2L	Spring Grove, Ill. (Richmond Burton HS)
79	Dylan Rathcke	OL	6-5	290	R-Fr.	RS	Baton Rouge, La. (University Lab HS)
80	Matthew Phillips	K/P	5-10	175	R-So.	RS	Brentwood, Tenn. (Brentwood HS)
80	Collin Sutherland	TE	6-5	251	Fr.	HS	Flower Mound, Texas (Marcus HS)
81	Darin Turner	WR	6-3	208	Fr.	HS	Memphis, Tenn. (Central HS)
82	Hudson Henry	TE	6-5	249	R-Fr.	RS	Little Rock, Ark. (Pulaski Academy)
83	Marcus Henderson	TE/OL	6-5	284	Fr.	HS	Memphis, Tenn. (Memphis University School)
85	Harper Cole	WR	5-9	179	Fr.	HS	Aurora, Ill. (Waubonsie Valley HS)
86	Kevin Compton	WR	6-2	176	Fr.	HS	Pine Bluff, Ark. (Watson Chapel HS)
87	Blake Kern	TE	6-4	269	R-Sr.	2L	Lamar, Ark. (Lamar HS)
89	Blayne Toll	TE	6-5	234	Fr.	HS	Hazen, Ark. (Hazen HS)
90	Vito Calvaruso	K	6-2	182	Fr.	HS	Jefferson City, Mo. (Helias Catholic HS)
90	Marcus Miller	DL	6-5	307	R-Fr.	RS	Warren, Ark. (Warren HS)
91	Taurean Carter	DL	6-3	291	R-Fr.	RS	Mansfield, Texas (Mansfield Legacy HS)
92	Elias Hale	DL	6-4	251	R-Sr.	SQ	Fayetteville, Ark. (Fayetteville HS)
93	Isaiah Nichols	DL	6-3	281	R-So.	1L	Springdale, Ark. (Springdale HS)
94	David Porter	DL	6-3	226	R-Jr.	1L	Little Rock, Ark. (Joe T. Robinson HS)
95	Morgan Hanna	DL	6-4	221	R-Fr.	RS	Greenwood, Ark. (Greenwood HS)
97	Xavier Kelly	DL	6-5	311	R-Sr.	TR	Wichita, Kan. (East HS/Clemson)
99	Enoch Jackson Jr.	DL	6-0	298	R-Fr.	RS	Mansfield, Texas (Mansfield Legacy HS)

Roster by Class: Senior - 22 | Junior - 18 | Sophomore - 27 | Freshman - 51

ALPHABETICAL ROSTER

No.	Name	Pos.
93	Isaiah Nichols	DL
54	Austin Nix	OL
50	Chibueze Nwanna	OL
53	John Oehrlein	LS
23	Josh Oglesby	RB
28	Andrew Parker	LB
14	Nathan Parodi	DB
14	Cade Pearson	QB
80	Matthew Phillips	P
10	Bumper Pool	LB
94	David Porter	DL
79	Dylan Rathcke	OL
35	AJ Reed	K
29	Asa Shearin	LB
48	Jordan Silver	LS
67	Payton Simpson	OL
2	Myles Slusher	DB
26	Micahh Smith	DB
22	Trelon Smith	RB
74	Jalen St. John	OL
11	Mataio Soli	DL
3	A'Montae Spivey	RB
58	Jashaud Stewart	DL
51	Ricky Stromberg	OL
80	Collin Sutherland	TE
37	Eric Thomas Jr.	LB
89	Blayne Toll	TE
52	J.T. Towers	LB
81	Darin Turner	WR
6	Jacorrei Turner	LB
3	Nick Turner	DB
32	Reid Turner	RB
44	Cameron Vail	DB
72	Drew Vest	OL
78	Dalton Wagner	OL
10	De'Vion Warren	WR
17	John David White	WR
49	McKinley Williams	LB
56	Zach Williams	DL
71	Ryan Winkel	OL
45	Jackson Woodard	LB
8	Mike Woods	WR
35	Jake Yurachek	LB
25	Zach Zimos	LB

FOOTBALL STAFF

Coaching Staff

Sam Pittman Head Coach	1st Season
Barry Odom Assoc. Head Coach/DC/Safeties	1st Season
Scott Fountain Asst. HC/Special Teams Coord.	1st Season
Kendal Briles Offensive Coordinator/QBs	1st Season
Sam Carter Cornerbacks	1st Season
Jon Cooper Tight Ends	1st Season
Brad Davis Offensive Line	1st Season
Derrick LeBlanc Defensive Line	1st Season
Rion Rhoades Linebackers	1st Season
Jimmy Smith Running Backs	1st Season
Justin Stepp Wide Receivers	3rd Season

Graduate Assistants

Kenji Jackson Defense	1st Season
Kevin Johnson Offense	1st Season
KreSean Reed Defense	1st Season
Ryan Yurachek Offense	1st Season
Cass McCord Video	2nd Season
Austin Van Poucke Operations	2nd Season

Quality Control

Michael Anthony Offense	1st Season
Mark Cala Offense	1st Season
Joseph Henry Offense	1st Season
Mike Krysl Special Teams	1st Season
Michael Scherer Offense	1st Season
Jake Trump Defense	1st Season

Support Staff

Patrick Doherty Football Operations	1st Season
Amanda Gilpin Asst. Football Operations	1st Season
Jamil Walker Strength & Conditioning	1st Season
Ed Ellis Assoc. Strength & Conditioning	1st Season
Dave Polanski Athletic Training	3rd Season
Bobby Allen HS/NFL Relations	8th Season
Dustin Shippey Video	1st Season
Jake Rosch Equipment	7th Season

PRONUNCIATIONS

Kelin Burrie	KEY-lin burl
Taurean Carter	Tore-ee-an
Jaquayln Crawford	ja-kway-lin
Levi Draper	dray-per
Joe Foucha	foo-SHAY
Malik Hornsby	ma-leek
Koilan Jackson	Coy-Lynn
Enoch Jackson Jr.	Ee-knock
Derrick LeBlanc	luh-blon
Xavier Kelly	X-zavier
Jarques McClellion	JAR-kwezz
Chibueze Nwanna	cha-BOY-zee nah-WAH-na
Nathan Parodi	pa-ro-DEE
Dylan Rathcke	Wrath-key
Rion Rhoades	Ryan
Mataio Soli	mah-TYE-oh
Jashaud Stewart	ja-shawd
Zach Zimos	ZIE-mus

GAME 2: MISSISSIPPI STATE



JERRY JACOBS

0

Defensive Back | 5-11 | 203 | R-Senior
Atlanta, Ga. | Arkansas State



QUICK HITS

- Finished tied for second in the Sun Belt for most interceptions (4) in 2018.
- Member of back-to-back bowl teams at Arkansas State.
- Played one year at Hutchinson CC for head coach Rion Rhoades, who is now Arkansas' linebackers coach.
- Rated a three-star junior college prospect by 247 Sports.

CAREER STATS

	GP/GS	UA	A	TOT	TFL-YDS	SCK-YDS	FF	FR-YDS	INT-YDS	QBH	BRUP
2018	13/11	24	7	31	3.0-7	0.0-0	0	0-0	4-19	0	8
2019	4/2	16	5	21	1.0-0	0.0-0	0	0-0	0-0	0	2
2020	1/1	7	0	7	0.0-0	0.0-0	0	0-0	0-0	0	0
TOTAL	18/14	47	12	59	4.0-7	0.0-0	0	0-0	4-19	0	10

* 2018 & 2019 at Arkansas State

GAME-BY-GAME STATS

	GP/GS	UA	A	TOT	TFL-YDS	SCK-YDS	FF	FR-YDS	INT-YDS	QBH	BRUP
GEORGIA	1/1	7	0	7	0.0-0	0.0-0	0	0-0	0-0	0	0
at Mississippi St.											
at Auburn											
OLE MISS											
at Texas A&M											
TENNESSEE											
at Florida											
LSU											
at Missouri											
ALABAMA											
TOTAL	1/1	7	0	7	0.0-0	0.0-0	0	0-0	0-0	0	0

SEASON HIGHS

Tackles 7 vs. #4 Georgia (9/26/20)
 Double Figure Tackle Games
 Tackles For Loss
 Sacks
 QB Hurries
 Pass Breakups
 Forced Fumbles
 Fumble Recoveries
 Interceptions

CAREER HIGHS

Tackles 13 vs. SMU (8/31/19)*
 Double Figure Tackle Games 1 vs. SMU (8/31/19)*
 Tackles For Loss 1.0 (3x) last vs. vs. SMU (8/31/19)*
 Sacks None
 QB Hurries None
 Pass Breakups 2 (2x) last vs. South Alabama (11/3/18)*
 Forced Fumbles None
 Fumble Recoveries None
 Interceptions 2 vs. UNLV (9/22/18)*

* at Arkansas State



JALEN CATALON

1

Defensive Back | 5-10 | 189 | R-Freshman
Mansfield, Texas | Mansfield Legacy HS

QUICK HITS

- In his first career start, finished third on the team in tackles (9) and forced a fumble vs. No. 4 Georgia.
- Played 33 defensive snaps in 2019 with 29 coming against Western Kentucky.
- Had six tackles last year vs. WKU with a PBU and his first career forced fumble.
- Rated a four-star prospect by Rivals, 247Sports and ESPN.

CAREER STATS

	GP/GS	UA	A	TOT	TFL-YDS	SCK-YDS	FF	FR-YDS	INT-YDS	QBH	BRUP
2019	4/0	3	3	6	0.0-0	0.0-0	1	0-0	0-0	0	1
2020	1/1	7	2	9	0.0-0	0.0-0	1	0-0	0-0	0	1
TOTAL	5/1	10	5	15	0.0-0	0.0-0	2	0-0	0-0	0	1

GAME-BY-GAME STATS

	GP/GS	UA	A	TOT	TFL-YDS	SCK-YDS	FF	FR-YDS	INT-YDS	QBH	BRUP
GEORGIA	1/1	7	2	9	0.0-0	0.0-0	1	0-0	0-0	0	1
at Mississippi St.											
at Auburn											
OLE MISS											
at Texas A&M											
TENNESSEE											
at Florida											
LSU											
at Missouri											
ALABAMA											
TOTAL	1/1	7	2	9	0.0-0	0.0-0	1	0-0	0-0	0	1

SEASON HIGHS

Tackles 9 vs. #4 Georgia (9/26/20)
 Double Figure Tackle Games
 Tackles For Loss
 Sacks
 QB Hurries
 Pass Breakups 1 vs. #4 Georgia (9/26/20)
 Forced Fumbles 1 vs. #4 Georgia (9/26/20)
 Fumble Recoveries
 Interceptions

CAREER HIGHS

Tackles 9 vs. #4 Georgia (9/26/20)
 Double Figure Tackle Games None
 Tackles For Loss None
 Sacks None
 QB Hurries None
 Pass Breakups 1 (2x) last vs. #4 Georgia (9/26/20)
 Forced Fumbles 1 (2x) last vs. #4 Georgia (9/26/20)
 Fumble Recoveries None
 Interceptions None

GAME 2: MISSISSIPPI STATE



KJ JEFFERSON

1

Quarterback | 6-3 | 236 | R-Freshman
Sardis, Miss. | North Panola HS

QUICK HITS

- In 2019 appeared against Mississippi State, Western Kentucky and LSU and earned his first career start at No. 1 LSU.
- Led team on four-play, 75-yard touchdown drive against MSU - capped by five-yard TD run.
- Consensus four-star prospect. and rated No. 4 dual-threat QB nationally by 247Sports and No. 12 player in Mississippi by Rivals.
- At North Panola HS totaled 40 wins, 9,582 passing yards, 2,922 rushing yards & 143 total TDs.

CAREER STATS

	PASSING					RUSHING						
	GP/GS	COMP	ATT	PCT	YDS	TD	INT	LNG	ATT	YDS	AVG	TD
2019	3/1	14	31	45.2	197	0	1	38	30	58	1.9	2
2020	1/0	1	2	50.0	3	0	0	3	4	16	4.0	0
TOTAL	4/1	15	33	45.5	200	0	1	41	34	74	2.2	2

GAME-BY-GAME STATS

	PASSING					RUSHING						
	GP/GS	COMP	ATT	PCT	YDS	TD	INT	LNG	ATT	YDS	AVG	TD
GEORGIA	1/0	1	2	50.0	3	0	0	3	4	16	4.0	0
at Mississippi St.												
at Auburn												
OLE MISS												
at Texas A&M												
TENNESSEE												
at Florida												
LSU												
at Missouri												
ALABAMA												
TOTAL	1/0	1	2	50.0	3	0	0	3	4	16	4.0	0

SEASON HIGHS

Pass Attempts	2 vs. #4 Georgia (9/26/20)
Completions	1 vs. #4 Georgia (9/26/20)
Pass Yards	3 vs. #4 Georgia (9/26/20)
Pass TDs	
Long Pass	3 vs. #4 Georgia (9/26/20)
Completion %	50.0% vs. #4 Georgia (9/26/20)
Rushes	4 vs. #4 Georgia (9/26/20)
Rush Yards	16 vs. #4 Georgia (9/26/20)
Rush TDs	
Long Rush	19 vs. #4 Georgia (9/26/20)

CAREER HIGHS

Pass Attempts	15 vs. Western Kentucky (11/9/19)
Completions	7 at #1 LSU (11/23/19)
Pass Yards	105 at #1 LSU (11/23/19)
Pass TDs	None
Long Pass	38 at #1 LSU (11/23/19)
Completion %	50.0 (3x) last vs. #4 Georgia (9/26/20)
Rushes	16 vs. Western Kentucky (11/9/19)
Rush Yards	32 vs. Western Kentucky (11/9/19)
Rush TDs	1 (2x) last vs. Western Kentucky (11/9/19)
Long Rush	21 vs. Mississippi State (11/2/19)



MYLES SLUSER

2

Defensive Back | 6-0 | 186 | Freshman
Broken Arrow, Okla. | Broken Arrow HS

QUICK HITS

- Recorded a fumble recovery in his first collegiate game against No. 4 Georgia.
- Rated a four-star prospect by Rivals, 247Sports and ESPN.
- Rated No. 5 safety in the country and No. 2 overall in Oklahoma by 247Sports.
- Part of 2018 13-0 Broken Arrow team that won the state championship
- Chose Arkansas over Alabama, LSU, Texas A&M, Notre Dame, Oregon and others.

CAREER STATS

	GP/GS	UA	A	TOT	TFL-YDS	SCK-YDS	FF	FR-YDS	INT-YDS	QBH	BRUP
2020	1/0	0	0	0	0.0-0	0.0-0	0	1-7	0-0	0	0
TOTAL	1/0	0	0	0	0.0-0	0.0-0	0	1-7	0-0	0	0

GAME-BY-GAME STATS

	GP/GS	UA	A	TOT	TFL-YDS	SCK-YDS	FF	FR-YDS	INT-YDS	QBH	BRUP
GEORGIA	1/0	0	0	0	0.0-0	0.0-0	0	1-7	0-0	0	0
at Mississippi St.											
at Auburn											
OLE MISS											
at Texas A&M											
TENNESSEE											
at Florida											
LSU											
at Missouri											
ALABAMA											
TOTAL	1/0	0	0	0	0.0-0	0.0-0	0	1-7	0-0	0	0

SEASON HIGHS

Tackles	
Double Figure Tackle Games	
Tackles For Loss	
Sacks	
QB Hurries	
Pass Breakups	
Forced Fumbles	
Fumble Recoveries	1 vs. #4 Georgia (9/26/20)
Interceptions	

CAREER HIGHS

Tackles	None
Double Figure Tackle Games	None
Tackles For Loss	None
Sacks	None
QB Hurries	None
Pass Breakups	None
Forced Fumbles	None
Fumble Recoveries	1 vs. #4 Georgia (9/26/20)
Interceptions	None

GAME 2: MISSISSIPPI STATE



A'MONTAE SPIVEY

3

Running Back | 6-1 | 188 | R-Freshman
Phenix City, Ala. | Central HS

QUICK HITS

- Appeared in first collegiate game against Mississippi St. (11/2) - 3 carries, 14 yards.
- Saw more time on the field at #1 LSU (11/23), totaling four carries for 10 yards.
- Three-star prospect by Rivals, 247Sports and ESPN.
- Rushed for 1,363 yards on 183 carries, scoring 19 touchdowns in 2018 as HS senior.
- Opelika-Auburn News Offensive Player of the Year.

CAREER STATS

	GP/GS	RUSHING					RECEIVING				
		ATT	YDS	AVG	TD	LNG	REC	YDS	AVG	TD	LNG
2019	2/0	7	24	3.4	0	11	0	0	0.0	0	0
2020	1/0	0	0	0.0	0	0	0	0	0.0	0	0
TOTAL	2/0	7	24	3.4	0	11	0	0	0.0	0	0

GAME-BY-GAME STATS

	GP/GS	RUSHING					RECEIVING				
		ATT	YDS	AVG	TD	LNG	REC	YDS	AVG	TD	LNG
GEORGIA	1/0	0	0	0.0	0	0	0	0	0.0	0	0
at Mississippi St.											
at Auburn											
OLE MISS											
at Texas A&M											
TENNESSEE											
at Florida											
LSU											
at Missouri											
ALABAMA											
TOTAL	1/0	0	0	0.0	0	0	0	0	0.0	0	0

SEASON HIGHS

Rushes
Rushing Yards
Rushing Touchdowns
Long Rush
100-Yard Games
Receptions
Receiving Yards
Receiving Touchdowns
Long Reception

CAREER HIGHS

Rushes4 at #1 LSU (11/23/19)
Rushing Yards14 vs. Mississippi State (11/2/19)
Rushing TouchdownsNone
Long Rush11 vs. Mississippi State (11/2/19)
100-Yard GamesNone
ReceptionsNone
Receiving YardsNone
Receiving TouchdownsNone
Long ReceptionNone



JARQUES McCLELLION

4

Defensive Back | 6-0 | 188 | R-Junior
Lake Worth, Fla. | American Heritage School

QUICK HITS

- Made at least one tackle in every game of the 2019 season.
- Played 725 defensive coverage snaps at corner, the second most of any Razorback last year.
- Changed number from 24 to honor cousin & former Notre Dame RB Greg Bryant who passed away in 2016.
- Writes poetry to keep his mind right and find a sense of calm.
- Cousin of Brandon Flowers, who played CB for the Kansas City Chiefs & San Diego Chargers.

CAREER STATS

	GP/GS	UA	A	ToT	TFL-YDS	SCK-YDS	FF	FR-YDS	INT-YDS	QBH	BRUP
2018	12/9	21	4	25	0.0-0	0.0-0	0	0-0	0-0	0	7
2019	12/11	21	13	34	0.0-0	0.0-0	0	0-0	1-0	0	4
2020	0/0	-	-	-	-	-	-	-	-	-	-
TOTAL	24/20	42	17	59	0.0-0	0.0-0	0	0-0	1-0	0	11

GAME-BY-GAME STATS

	GP/GS	UA	A	TOT	TFL-YDS	SCK-YDS	FF	FR-YDS	INT-YDS	QBH	BRUP
GEORGIA	---	DNP	---	---	---	---	---	---	---	---	---
at Mississippi St.											
at Auburn											
OLE MISS											
at Texas A&M											
TENNESSEE											
at Florida											
LSU											
at Missouri											
ALABAMA											
TOTAL											

SEASON HIGHS

Tackles
Tackles For Loss
Sacks
Interceptions
Interception Return Yards
QB Hurries
Pass Breakups
Forced Fumbles

CAREER HIGHS

Tackles5 (4x) last vs. #23 Texas A&M (9/28/19)
Tackles For LossNone
SacksNone
Interceptions1 vs. Portland State (8/31/19)
Interception Return YardsNone
QB HurriesNone
Pass Breakups2 (2x) last vs. #23 Texas A&M (9/28/19)
Forced FumblesNone



RAKEEM BOYD

5

Running Back | 6-0 | 206 | Senior
Houston, Texas | Independence CC (Kansas)

QUICK HITS

- Brother, Rashad, is a sprinter for the Arkansas track & field team.
- Moved from New Orleans to Houston at age five because of Hurricane Katrina.
- Last season ranked fourth in the SEC and 27th nationally averaging 94.4 rushing ypg and ninth in the SEC averaging 6.2 ypc.
- Had five carries of 50+ yards in 2019, one of only five FBS players to do so (Chuba Hubbard, Okla. St.; JK Dobbins, Ohio St.; Malcolm Perry, Navy; Darrynton Evans, App St.).
- One of only three FBS backs to have three runs of 70+ yards in 2019 (Chuba Hubbard, Okla. St.; CJ Verdell, Oregon).
- Totaled eight 100+ yard rushing games over his career; one of only 16 backs in school history to accomplish the feat.
- First back-to-back yearly leading rusher at Arkansas since Dennis Johnson (2011-12).
- Starred in Season 3 of Netflix's Last Chance U at Independence CC.
- Attended Texas A&M out of high school and redshirted in 2016.

CAREER STATS

	GP/GS	RUSHING				RECEIVING					
		ATT	YDS	AVG	TD	LNG	REC	YDS	AVG	TD	LNG
2018	12/8	123	734	6.0	2	69	23	165	7.2	0	38
2019	12/12	184	1,133	6.2	8	86	19	160	8.4	0	29
2020	1/1	11	21	1.9	0	5	4	8	2.0	0	6
TOTAL	25/21	318	1,888	5.9	10	91	46	333	7.2	0	38

GAME-BY-GAME STATS

	GP/GS	RUSHING				RECEIVING					
		ATT	YDS	AVG	TD	LNG	REC	YDS	AVG	TD	LNG
GEORGIA	1/1	11	21	1.9	0	5	4	8	2.0	0	6
at Mississippi St.											
at Auburn											
OLE MISS											
at Texas A&M											
TENNESSEE											
at Florida											
LSU											
at Missouri											
ALABAMA											
TOTAL	1/1	11	21	1.9	0	5	4	8	2.0	0	6

SEASON HIGHS

Rushes	11 vs. #4 Georgia (9/26/20)
Rushing Yards	21 vs. #4 Georgia (9/26/20)
Rushing Touchdowns	
Long Rush	5 vs. #4 Georgia (9/26/20)
100-Yard Games	
Receptions	4 vs. #4 Georgia (9/26/20)
Receiving Yards	8 vs. #4 Georgia (9/26/20)
Receiving Touchdowns	
Long Reception	6 vs. #4 Georgia (9/26/20)

CAREER HIGHS

Rushes	22 vs. Tulsa (10/20/18)
Rushing Yards	185 vs. Western Kentucky (11/9/19)
Rushing Touchdowns	2 (3x) last vs. Western Kentucky (11/9/19)
Long Rush	86 vs. Western Kentucky (11/9/19)
100-Yard Games	8 last vs. Western Kentucky (11/9/19)
Receptions	5 vs. Alabama (10/6/18)
Receiving Yards	55 at #1 Alabama (10/26/19)
Receiving Touchdowns	None
Long Reception	38 vs. Ole Miss (10/13/18)



DORIAN GERALD

5

Defensive Line | 6-3 | 288 | R-Senior
Florence, S.C. | College of the Canyons (Calif.)

QUICK HITS

- Recorded his first career sack as a Razorback with 1.5 against No. 4 Georgia in Week 1.
- Played in only one game of the 2019 season, Week 1 against Portland State, due to injury.
- Earned first two starts at Arkansas career the final two weeks of 2018 against Mississippi State and Missouri.
- Rated the No. 1 JUCO defensive end and No. 4 player overall by ESPN.
- As a freshman at the College of the Canyons recorded 24.0 TFLs and 12.0 sacks.

CAREER STATS

	GP/GS	UA	A	TOT	TFL-YDS	SCK-YDS	FF	FR-YDS	INT-YDS	QBH	BRUP
2018	8/2	8	13	21	2.5-13	0.0-0	0	0-0	0-0	2	2
2019	1/1	0	1	1	0.0-0	0.0-0	0	0-0	0-0	0	1
2020	1/1	2	2	4	1.5-20	1.5-20	0	0-0	0-0	0	0
TOTAL	10/4	10	16	26	4.0-33	1.5-20	0	0-0	0-0	2	3

GAME-BY-GAME STATS

	GP/GS	UA	A	TOT	TFL-YDS	SCK-YDS	FF	FR-YDS	INT-YDS	QBH	BRUP
GEORGIA	1/1	2	2	4	1.5-20	1.5-20	0	0-0	0-0	0	0
at Mississippi St.											
at Auburn											
OLE MISS											
at Texas A&M											
TENNESSEE											
at Florida											
LSU											
at Missouri											
ALABAMA											
TOTAL	1/1	2	2	4	1.5-20	1.5-20	0	0-0	0-0	0	0

SEASON HIGHS

Tackles	4 vs. #4 Georgia (9/26/20)
Tackles For Loss	1.5 vs. #4 Georgia (9/26/20)
Sacks	1.5 vs. #4 Georgia (9/26/20)
QB Hurries	
Pass Breakups	
Forced Fumbles	
Interceptions	

CAREER HIGHS

Tackles	9 at Mississippi State (11/17/18)
Tackles For Loss	1.5 (2x) last vs. #4 Georgia (9/26/20)
Sacks	1.5 vs. #4 Georgia (9/26/20)
QB Hurries	1, twice, at Missouri (11/23/18)
Pass Breakups	1 (3x) last vs. Portland St. (8/31/19)
Forced Fumbles	None
Interceptions	None



JOE FOUCHA

7

Defensive Back | 5-11 | 188 | Junior
New Orleans, La. | McDonogh 35 HS

QUICK HITS

- House flooded during Hurricane Katrina - moved to Texas, moved back to NOLA later.
- Started all 12 games at free safety in 2019 and had three double-digit tackle performances against #1 Alabama, Kentucky and Missouri, the most of any returner for 2020.
- Made first career interception with 11 seconds left in the fourth quarter to seal a season-opening 2019 win over Portland State, 20-13.
- Saw the most action on the team (757 snaps) in 2019.
- Consensus three-star prospect and was ranked the No. 18 player in Louisiana by Rivals

CAREER STATS

	GP/GS	UA	A	TOT	TFL-YDS	SCK-YDS	FF	FR-YDS	INT-YDS	QBH	BRUP
2018	9/1	6	5	11	0.0-0	0.0-0	0	0-0	0-0	0	0
2019	12/12	44	43	87	1.0-2	0.0-0	0	1-0	1-20	1	4
2020	1/0	2	1	3	0.0-0	0.0-0	0	0-0	0-0	0	0
TOTAL	22/13	52	44	96	1.0-2	0.0-0	0	1-0	1-20	1	4

GAME-BY-GAME STATS

	GP/GS	UA	A	TOT	TFL-YDS	SCK-YDS	FF	FR-YDS	INT-YDS	QBH	BRUP
GEORGIA	1/0	2	1	3	0.0-0	0.0-0	0	0-0	0-0	0	0
at Mississippi St.											
at Auburn											
OLE MISS											
at Texas A&M											
TENNESSEE											
at Florida											
LSU											
at Missouri											
ALABAMA											
TOTAL	1/0	2	1	3	0.0-0	0.0-0	0	0-0	0-0	0	0

SEASON HIGHS

Double-Digit Tackle Games.....	
Tackles For Loss.....	
Sacks.....	
QB Hurries.....	
Pass Breakups.....	
Forced Fumbles.....	
Interceptions.....	

CAREER HIGHS

Tackles.....	13 at #1 Alabama (10/26/19)
Double-Digit Tackle Games.....	1 last at #1 Alabama (10/26/19)
Tackles For Loss.....	1.0 vs. #11 Auburn (10/19/19)
Sacks.....	None
QB Hurries.....	1 vs. San Jose State (9/21/19)
Pass Breakups.....	2 vs. Portland State (8/31/19)
Forced Fumbles.....	None
Interceptions.....	1 vs. Portland State (8/31/19)



TREY KNOX

7

Wide Receiver | 6-5 | 207 | Sophomore
Murfreesboro, Tenn. | Blackman HS

QUICK HITS

- Finished fourth on the team in 2019 in both catches (28) and yards (385).
- Among SEC freshman, finished third in the league in receiving yards (385), receiving yards per game (35.0) and receptions per game (2.54).
- Part of the top SEC freshman duo with Trey Knox to combine for 860 receiving yards.
- 49-yard catch in 2019 against Ole Miss is the longest by an Arkansas true freshman since Hunter Henry (2013).
- Four-star prospect by Rivals, 247Sports & ESPN - 16th in country & No. 4 in Tenn. by Rivals.
- Loves country music - big Luke Bryan fan.

CAREER STATS

	RECEIVING						RUSHING					
	GP/GS	REC	YDS	AVG	TD	LNG	ATT	YDS	AVG	TD	LNG	
2019	11/11	28	385	13.8	3	49	0	0	0.0	0	0	0
2020	1/1	1	3	3.0	0	3	0	0	0.0	0	0	0
TOTAL	12/12	29	388	13.4	3	49	0	0	0.0	0	0	0

GAME-BY-GAME STATS

	RECEIVING						RUSHING					
	GP/GS	REC	YDS	AVG	TD	LNG	ATT	YDS	AVG	TD	LNG	
GEORGIA	1/1	1	3	3.0	0	3	0	0	0.0	0	0	0
at Mississippi St.												
at Auburn												
OLE MISS												
at Texas A&M												
TENNESSEE												
at Florida												
LSU												
at Missouri												
ALABAMA												
TOTAL	1/1	1	3	3.0	0	3	0	0	0.0	0	0	0

SEASON HIGHS

Receptions.....	1 vs. #4 Georgia (9/26/20)
Receiving Yards.....	3 vs. #4 Georgia (9/26/20)
Receiving Touchdowns.....	
Long Reception.....	3 vs. #4 Georgia (9/26/20)

CAREER HIGHS

Receptions.....	8 vs. San Jose State (9/21/19)
Receiving Yards.....	90 vs. Colorado St. (9/14/19)
Receiving Touchdowns.....	1 (23) last vs. Missouri (11/29/19)
Long Reception.....	49 at Ole Miss (9/7/19)



MIKE WOODS

8

Wide Receiver | 6-1 | 196 | Junior
Magnolia, Texas | Magnolia HS

QUICK HITS

- Led the team in 2019 in receiving yards (423), receiving TDs (4) and tied for the lead in catches (33).
- Caught a touchdown pass from four different quarterbacks in 2019 against San Jose State, Texas A&M, Mississippi State and LSU.
- Was the first signee for previous head coach Chad Morris, originally committed to Morris and staff at SMU.
- 2018 Fall SEC Academic Honor Roll
- Enjoys hiking Lake Fayetteville & Devil's Den in Northwest Arkansas.

CAREER STATS

	GP/GS	RUSHING				RECEIVING					
		ATT	YDS	AVG	TD	LNG	REC	YDS	AVG	TD	LNG
2018	10/7	0	0	0.0	0	0	18	206	11.4	1	29
2019	12/12	0	0	0.0	0	0	33	423	12.8	4	62
2020	1/1	0	0	0.0	0	0	3	40	13.3	0	15
TOTAL	22/19	0	0	0.0	0	0	54	669	12.4	4	62

GAME-BY-GAME STATS

	GP/GS	RUSHING				RECEIVING					
		ATT	YDS	AVG	TD	LNG	REC	YDS	AVG	TD	LNG
GEORGIA	1/1	0	0	0.0	0	0	3	40	13.3	0	15
at Mississippi St.											
at Auburn											
OLE MISS											
at Texas A&M											
TENNESSEE											
at Florida											
LSU											
at Missouri											
ALABAMA											
TOTAL	1/1	0	0	0.0	0	0	3	40	13.3	0	15

SEASON HIGHS

100-Yard Games 1, last vs. San Jose State (9/21/19)
 Receptions 6 (2x) last at Ole Miss (9/7/19)
 Receiving Yards 115 vs. San Jose State (9/21/19)
 Receiving TDs 1 (5x) last at #1 LSU (11/23/19)
 Long Reception 62 vs. San Jose State (9/21/19)

CAREER HIGHS

100-Yard Games 1, last vs. San Jose State (9/21/19)
 Receptions 6 (2x) last at Ole Miss (9/7/19)
 Receiving Yards 115 vs. San Jose State (9/21/19)
 Receiving TDs 1 (5x) last at #1 LSU (11/23/19)
 Long Reception 62 vs. San Jose State (9/21/19)



GREG BROOKS JR.

9

Defensive Back | 5-11 | 185 | Sophomore
Harvey, La | West Jefferson HS

QUICK HITS

- In 2019, started all 12 games at nickel back and was the only Razorback freshman to start every game.
- Intercepted first career pass in the 2019 season finale against Missouri.
- Dad, Greg Brooks Sr., played collegiately as a DB at Michigan and Southern Miss before being drafted in the sixth round of the 2004 NFL Draft by Cincinnati.
- Rated No. 35 corner in his class by ESPN and four-star prospect by ESPN & Rivals; enrolled early at Arkansas.

CAREER STATS

	GP/GS	UA	A	TOT	TFL-YDS	SCK-YDS	FF	FR-YDS	INT-YDS	QBH	BRUP
2019	12/12	13	12	25	0-0	0-0	0	0-0	1-6	1	3
2020	1/1	1	1	2	0-0	0-0	0	0-0	0-0	1	0
TOTAL	13/13	14	13	27	0.0-0	0.0-0	0	0-0	1-6	2	3

GAME-BY-GAME STATS

	GP/GS	UA	A	TOT	TFL-YDS	SCK-YDS	FF	FR-YDS	INT-YDS	QBH	BRUP
GEORGIA	1/1	1	1	2	0.0-0	0.0-0	0	0-0	0-0	0	0
at Mississippi St.											
at Auburn											
OLE MISS											
at Texas A&M											
TENNESSEE											
at Florida											
LSU											
at Missouri											
ALABAMA											
TOTAL	1/1	1	1	2	0.0-0	0.0-0	0	0-0	0-0	0	0

SEASON HIGHS

Tackles 2 vs. #4 Georgia (9/26/20)
 Tackles For Loss
 Sacks
 QB Hurries 1 vs. #4 Georgia (9/26/20)
 Pass Breakups
 Forced Fumbles
 Fumble Recoveries

CAREER HIGHS

Tackles 5 (2x) vs. Western Kentucky (11/09/19)
 Tackles For Loss None
 Sacks None
 QB Hurries 1 (2x) last vs. #4 Georgia (9/26/20)
 Interceptions 1 vs. Missouri (11/29/19)
 Interception Return Yards 6 vs. Missouri (11/29/19)
 Pass Breakups 2 at Ole Miss (9/07/19)
 Forced Fumbles None
 Fumble Recoveries None



BUMPER POOL

10

Linebacker | 6-2 | 229 | Junior
Lucas, Texas | Lovejoy HS

QUICK HITS

- Team's leading returner in tackles and tackles for loss (6.5) for 2020.
- Finished second on the team in tackles (94) in 2019.
- 60-yard fumble return last year is Arkansas' longest since Jerry Franklin (94 yards in 2011).
- Father, sister, grandfather, two aunts and two cousins are all graduates of Arkansas.
- Sister, Maddie, is the Arkansas Assistant Director of On-Campus Recruiting and brother, Harper, is an equipment manager for the Razorbacks.
- 2018 and 2019 Fall SEC Academic Honor Roll

CAREER STATS

	GP/GS	UA	A	TOT	TFL-YDS	SCK-YDS	FF	FR-YDS	INT-YDS	QBH	BRUP
2018	10/4	14	15	29	2.5-4	0.0-0	0	1-60	0-0	1	4
2019	12/12	38	56	94	6.5-12	0.5-3	0	0-0	0-0	1	5
2020	1/1	5	6	11	1.0-4	0.5-3	0	0-0	0-0	0	1
TOTAL	23/17	57	77	134	10.0-20	1.0-6	0	1-60	0-0	2	10

GAME-BY-GAME STATS

	GP/GS	UA	A	TOT	TFL-YDS	SCK-YDS	FF	FR-YDS	INT-YDS	QBH	BRUP
GEORGIA	1/1	5	6	11	1.0-4	0.5-3	0	0-0	0-0	0	1
at Mississippi St.											
at Auburn											
OLE MISS											
at Texas A&M											
TENNESSEE											
at Florida											
LSU											
at Missouri											
ALABAMA											
TOTAL	1/1	5	6	11	1.0-4	0.5-3	0	0-0	0-0	0	1

SEASON HIGHS

Tackles	11 vs. #4 Georgia (9/26/20)
Tackles For Loss	1.0 vs. #4 Georgia (9/26/20)
Sacks	0.5 vs. #4 Georgia (9/26/20)
Interceptions	
Interception Return Yards	
QB Hurries	
Pass Breakups	1 vs. #4 Georgia (9/26/20)
Forced Fumbles	
Fumble Recoveries	

CAREER HIGHS

Tackles	13 (2x) last vs. Missouri (11/29/19)
Tackles For Loss	1.5 (2x) last vs. Mississippi St. (11/2/19)
Double-Digit Tackle Games	3 last vs. Missouri (11/29/19)
Sacks	0.5 (2x) last vs. #4 Georgia (9/26/20)
QB Hurries	1 vs. North Texas (9/15/18)
Interceptions	None
Interception Return Yards	None
Pass Breakups	1 (8x) last at #1 LSU (11/23/19)
Forced Fumbles	1 at Colorado State (9/8/18)
Fumble Recoveries	1 vs. Eastern Illinois (9/1/18)



De'VION WARREN

10

Wide Receiver | 5-10 | 186 | Senior
Monroe, La. | Ouachita Parish HS

QUICK HITS

- Career 25.0 kickoff return average ranks third in school history behind Dickey Morton (26.14, 1971-73) and Felix Jones (28.2, 2005-07).
- 28.5 kickoff return average in 2018 ranks third for a single-season in program history and his 26.4 kickoff return average in 2017 ranks fourth.
- Totaled 1,500 career return yards, the third most in program history behind Felix Jones (1,749, 2005-07) and Dennis Johnson (2,784, 2008-12).
- Became the first Razorback since 2014 to return a kickoff for a TD - 2017 vs. No. 21 Auburn.
- 100-yard kickoff return was the longest for a score since Felix Jones' 100-yard TD in 2006.

CAREER STATS

	RECEIVING					RUSHING					KICK RETURN				
	GP/GS	REC	YDS	AVG	TD	LNG	ATT	YDS	AVG	TD	LNG	RET	YDS	TD	LNG
2017	12/0	1	5	5.0	0	5	2	10	5.0	0	6	29	765	1	100
2018	9/0	3	14	4.7	1	0	2	-3	-1.5	0	10	14	399	0	78
2019	9/0	4	19	4.8	0	15	5	51	10.2	0	17	16	326	0	37
2020	1/1	1	28	28.0	0	28	0	0	0.0	0	0	1	10	0	10
TOTAL	28/1	8	66	8.3	1	28	9	58	6.4	0	17	60	1500	1	100

GAME-BY-GAME STATS

	RECEIVING					RUSHING					KICK RETURN				
	GP/GS	REC	YDS	AVG	TD	LNG	ATT	YDS	AVG	TD	LNG	RET	YDS	TD	LNG
GEORGIA	1/1	1	28	28.0	0	28	0	0	0.0	0	0	1	10	0	10
at Mississippi St.															
at Auburn															
OLE MISS															
at Texas A&M															
TENNESSEE															
at Florida															
LSU															
at Missouri															
ALABAMA															
TOTAL	1/1	1	28	28.0	0	28	0	0	0.0	0	0	1	10	0	10

SEASON HIGHS

Receptions	1 vs. #4 Georgia (9/26/20)
Receiving Yards	28 vs. #4 Georgia (9/26/20)
Receiving Touchdowns	
Long Reception	28 vs. #4 Georgia (9/26/20)
Rushes	
Rushing Yards	
Rushing Touchdowns	
Long Rush	
Punt Returns	
Long Punt Return	
Kickoff Returns	1 vs. #4 Georgia (9/26/20)
Kickoff Return Yards	10 vs. #4 Georgia (9/26/20)
Kickoff Return Touchdowns	

CAREER HIGHS

Receptions	2 at Colorado State (9/8/18)
Receiving Yards	28 vs. #4 Georgia (9/26/20)
Receiving Touchdowns	1 vs. Alabama (10/6/18)
Long Reception	28 vs. #4 Georgia (9/26/20)
Rushes	3 vs. Portland State (8/31/19)
Rushing Yards	37 vs. Portland State (8/31/19)
Rushing Touchdowns	None
Long Rush	17 vs. Portland State (8/31/19)
Punt Returns	None
Long Punt Return	None
Kickoff Returns	5 (2x), last vs. Coastal Carolina (11/4/17)
Kickoff Return Yards	141 at Ole Miss (10/28/17)
Kickoff Return Touchdowns	1 vs. Auburn (10/21/17)

GAME 2: MISSISSIPPI STATE



MATAIO SOLI

11

Defensive Lineman | 6-4 | 235 | Sophomore
Douglasville, Ga. | Douglas County HS

QUICK HITS

- One of seven freshmen in the SEC with at least one TFL in conference play in 2019.
- Four-star prospect by Rivals and 247Sports and ranked No. 16 weakside defensive end in the country by 247Sports.
- Son of All-SEC Razorback & NFL nose guard Junior Soli (1992-95).
- Racked up 84 total tackles, 64 solo, 29 for loss and 22.5 sacks as a senior in HS.

CAREER STATS

	GP/GS	UA	A	TOT	TFL-YDS	SCK-YDS	FF	FR-YDS	INT-YDS	QBH	BRUP
2019	12/11	9	10	19	1.5-4	0.0-0	0	0-0	0-0	2	0
TOTAL	12/11	9	10	19	1.5-4	0.0-0	0	0-0	0-0	2	0

GAME-BY-GAME STATS

	GP/GS	UA	A	TOT	TFL-YDS	SCK-YDS	FF	FR-YDS	INT-YDS	QBH	BRUP
GEORGIA											
at Mississippi St.											
at Auburn											
OLE MISS											
at Texas A&M											
TENNESSEE											
at Florida											
LSU											
at Missouri											
ALABAMA											
TOTAL											

SEASON HIGHS

Tackles
Tackles For Loss
Sacks
Interceptions
Interception Return Yards
QB Hurries
Pass Breakups
Forced Fumbles
Fumble Recoveries

CAREER HIGHS

Tackles3 (2x) last vs. #23 Texas A&M (9/28/19)
Tackles For Loss1.0 vs. #23 Texas A&M (9/28/19)
SacksNone
InterceptionsNone
Interception Return YardsNone
QB Hurries1 (2x) last vs. Colorado State (9/14/19)
Pass BreakupsNone
Forced FumblesNone
Fumble RecoveriesNone



JULIUS COATES

13

Defensive Line | 6-6 | 289 | R-Junior
Rockford, Ill. | East Mississippi CC

QUICK HITS

- Played first collegiate season at Ellsworth CC in Iowa and played tight end.
- Transferred to East Mississippi CC and converted to defensive end where he racked up 30 tackles with 9.0 tackles for loss and 6.0 sacks in 2019.
- Rated a three-star prospect out of high school by 247Sports.

CAREER STATS

	GP/GS	UA	A	TOT	TFL-YDS	SCK-YDS	FF	FR-YDS	INT-YDS	QBH	BRUP
2020	1/1	1	0	1	0.0-0	0.0-0	0	0-0	0-0	1	0
TOTAL	1/1	1	0	1	0.0-0	0.0-0	0	0-0	0-0	1	0

GAME-BY-GAME STATS

	GP/GS	UA	A	TOT	TFL-YDS	SCK-YDS	FF	FR-YDS	INT-YDS	QBH	BRUP
GEORGIA	1/1	1	0	1	0.0-0	0.0-0	0	0-0	0-0	1	0
at Mississippi St.											
at Auburn											
OLE MISS											
at Texas A&M											
TENNESSEE											
at Florida											
LSU											
at Missouri											
ALABAMA											
TOTAL	1/1	1	0	1	0.0-0	0.0-0	0	0-0	0-0	1	0

SEASON HIGHS

Tackles1 vs. #4 Georgia (9/26/20)
Tackles For Loss
Double-Figure Tackle Games
Sacks
Interceptions
Interception Return Yards
QB Hurries1 vs. #4 Georgia (9/26/20)
Pass Breakups
Forced Fumbles
Fumble Recoveries

CAREER HIGHS

Tackles1 vs. #4 Georgia (9/26/20)
Tackles For Loss
Double-Figure Tackle Games
Sacks
Interceptions
Interception Return Yards
QB Hurries1 vs. #4 Georgia (9/26/20)
Pass Breakups
Forced Fumbles
Fumble Recoveries



FELEIPE FRANKS

13

Quarterback | 6-6 | 228 | R-Senior
Crawfordsville, Fla. | Florida

QUICK HITS

- Started the first three games at Florida in 2019, before suffering a season-ending injury against Kentucky.
- As a redshirt sophomore at Florida in 2018, led the Gators to a 10-3 record and a No. 6 final ranking in the USA Today Coaches' Poll.
- Totaled six 200+ yard passing games in 2018, the most at Florida since Tim Tebow in 2007.
- Won Offensive MVP honors in the Chick-fil-A Peach Bowl throwing for 173 yards and a score while rushing for 74 yards and a touchdown in a 41-15 win over No. 7 Michigan.
- Started 2017 season opener, first freshman to start the opener at Florida since 1988.
- Selected by the Boston Red Sox in the 31st round in the 2019 MLB Amateur Draft as a pitcher.

CAREER STATS

	PASSING					RUSHING						
	GP/GS	COMP	ATT	PCT	YDS	TD	INT	LNG	ATT	YDS	AVG	TD
2017	11/8	125	229	54.6	1438	9	8	63	58	20	0.3	0
2018	13/13	188	322	58.4	2457	24	6	65	110	350	3.2	7
2019	3/3	54	71	76.1	698	5	3	69	21	68	3.2	1
2020	1/1	19	36	52.3	200	1	2	49	5	13	2.6	0
TOTAL	28/25	386	658	58.7	4793	39	19	69	194	451	2.3	8

* 2017-19 at Florida

GAME-BY-GAME STATS

	PASSING					RUSHING						
	GP/GS	COMP	ATT	PCT	YDS	TD	INT	LNG	ATT	YDS	AVG	TD
GEORGIA	1/1	19	36	52.3	200	1	2	49	5	13	2.6	0
at Mississippi St.												
at Auburn												
OLE MISS												
at Texas A&M												
TENNESSEE												
at Florida												
LSU												
at Missouri												
ALABAMA												
TOTAL	1/1	19	36	52.3	200	1	2	49	5	13	2.6	0

SEASON HIGHS

Pass Attempts	36 vs. #4 Georgia (9/26/20)
Completions	19 vs. #4 Georgia (9/26/20)
Pass Yards	200 vs. #4 Georgia (9/26/20)
Pass TDs	1 vs. #4 Georgia (9/26/20)
Long Pass	49 vs. #4 Georgia (9/26/20)
Completion %	52.3% vs. #4 Georgia (9/26/20)
Rushes	5 vs. #4 Georgia (9/26/20)
Rush Yards	13 vs. #4 Georgia (9/26/20)
Rush TDs	
Long Rush	7 vs. #4 Georgia (9/26/20)

CAREER HIGHS

Pass Attempts	39 vs. Florida State (11/25/17)*
Completions	25 vs. UT Martin (9/7/19)*
Pass Yards	284 at Vanderbilt (10/13/18)*
Pass TDs	5 vs. Charleston Southern (9/1/18)*
Long Pass	69 vs. UT Martin (9/7/19)*
Completion %	92.6 vs. UT Martin (9/7/19)*
Rushes	16 vs. South Carolina (11/10/18)*
Rush Yards	82 vs. Texas A&M (10/14/17)*
Rush TDs	2 vs. South Carolina (11/10/18)*
Long Rush	79 vs. Texas A&M (10/14/17)*

* at Florida



TREYLON BURKS

16

Wide Receiver | 6-3 | 232 | Sophomore
Warren, Ark. | Warren HS

QUICK HITS

- Recorded his first career TD and 100-yard game in opener vs. No. 4 Georgia.
- Finished second in 2019 among SEC freshman in receiving yards per catch (16.4 ypc) and yards per game (43.2 ypg).
- Was second on the team in 2019 with 866 all-purpose yards.
- Became the first Arkansas true freshman receiver with 400+ yards in a season since Marcus Monk (569) in 2004.
- Part of the top SEC freshman duo with Trey Knox to combine for 860 receiving yards.
- Rated as the top player in the state of Arkansas by 247Sports & No. 82 in country by ESPN.
- Enjoys being outdoors, fishing & watching old re-runs of westerns in the early morning.

CAREER STATS

	RECEIVING					RUSHING					
	GP/GS	REC	YDS	AVG	TD	LNG	ATT	YDS	AVG	TD	LNG
2019	11/9	29	475	16.4	0	38	9	35	3.9	0	11
2020	1/1	7	102	14.6	1	49	1	3	3.0	0	3
TOTAL	12/10	36	577	16.0	1	49	10	38	3.8	0	11

GAME-BY-GAME STATS

	RECEIVING					RUSHING					
	GP/GS	REC	YDS	AVG	TD	LNG	ATT	YDS	AVG	TD	LNG
GEORGIA	1/1	7	102	14.6	1	49	1	3	3.0	0	3
at Mississippi St.											
at Auburn											
OLE MISS											
at Texas A&M											
TENNESSEE											
at Florida											
LSU											
at Missouri											
ALABAMA											
TOTAL	1/1	7	102	14.6	1	49	1	3	3.0	0	3

SEASON HIGHS

Receptions	7 vs. #4 Georgia (9/26/20)
Receiving Yards	102 vs. #4 Georgia (9/26/20)
Receiving Touchdowns	1 vs. #4 Georgia (9/26/20)
Long Reception	49 vs. #4 Georgia (9/26/20)
Rushes	1 vs. #4 Georgia (9/26/20)
Rushing Yards	3 vs. #4 Georgia (9/26/20)
Long Rush	3 vs. #4 Georgia (9/26/20)

CAREER HIGHS

Receptions	7 vs. #4 Georgia (9/26/20)
Receiving Yards	102 vs. #4 Georgia (9/26/20)
Receiving Touchdowns	1 vs. #4 Georgia (9/26/20)
Long Reception	49 vs. #4 Georgia (9/26/20)
Rushes	4 vs. Mississippi St. (11/2/19)
Rushing Yards	15 vs. Mississippi St. (11/2/19)
Long Rush	7 (2x) last at #1 LSU (11/23/19)

IN THE 2019 RANKINGS

Category	Stat	SEC	NCAA
Punt return average	10.8	5th	14th
Yards per catch	16.7	5th	57th
Punt returns	12	8th	51st
Receiving yards per game (Freshmen only)	46.9	1st	
Receptions per game (Freshmen only)	2.8	2nd	
All purpose yards per game (Freshmen only)	81.3	3rd	



TYSON MORRIS

19

Wide Receiver | 6-1 | 202 | R-Senior
Helena-West Helena, Ark. | Central Oklahoma



QUICK HITS

- Finished fourth on the team in 2019 with 11.9 ypc.
- Began Arkansas career as walk-on, placed on scholarship in August 2019.
- Father, Isaiah Morris, played basketball at Arkansas from 1990-92 - drafted by Miami Heat.
- Won the Arkansas Class 7A state championship as a senior in 2015
- Transferred from Central Oklahoma in 2017.

CAREER STATS

	GP/GS	RECEIVING				LNG	RUSHING				LNG
		REC	YDS	AVG	TD		ATT	YDS	AVG	TD	
2018	11/0	4	30	7.5	1	11	0	0	0.0	0	0
2019	11/0	13	155	11.9	1	30	0	0	0.0	0	0
2020	1/0	0	0	0.0	0	0	0	0	0.0	0	0
TOTAL	22/0	17	185	10.9	2	30	0	0	0.0	0	0

GAME-BY-GAME STATS

	GP/GS	RECEIVING				LNG	RUSHING				LNG
		REC	YDS	AVG	TD		ATT	YDS	AVG	TD	
GEORGIA	1/0	0	0	0.0	0	0	0	0	0.0	0	0
at Mississippi St.											
at Auburn											
OLE MISS											
at Texas A&M											
TENNESSEE											
at Florida											
LSU											
at Missouri											
ALABAMA											
TOTAL											

SEASON HIGHS

Receptions
Receiving Yards.....
Receiving Touchdowns.....
Long Reception

CAREER HIGHS

Receptions4 vs. San Jose State (9/21/19)
Receiving Yards.....60 vs. San Jose State (9/21/19)
Receiving Touchdowns1 (2x) last vs. San Jose State (9/21/19)
Long Reception30 vs. San Jose State (9/21/19)



MONTARIC BROWN

21

Defensive Back | 6-0 | 190 | R-Junior
Ashdown, Ark. | Ashdown HS

QUICK HITS

- Picked off his second career pass in opener vs. No. 4 Georgia.
- Finished the 2019 season tied for fifth on the team in tackles (39).
- Recorded a career-best six tackles in the 2019 season finale against Missouri.
- Picked off Texas A&M QB Kellen Mond in the end zone for his first career INT against Texas A&M.
- Nickname - Buster - given to him by HS coach & town of Ashdown, Ark.
- Consensus four-star prospect and No. 1 player in Arkansas.

CAREER STATS

	GP/GS	UA	A	TOT	TFL-YDS	SCK-YDS	FF	FR-YDS	INT-YDS	QBH	BRUP
2018	11/3	8	1	9	0.0-0	0.0-0	0	0-0	0-0	0	1
2019	10/10	25	14	39	1.0-3	0.0-0	0	1-0	1-12	0	3
2020	1/1	3	0	3	0.0-0	0.0-0	0	0-0	1-0	1	1
TOTAL	22/14	36	15	51	1.0-3	0.0-0	0	1-0	2-12	0	5

GAME-BY-GAME STATS

	GP/GS	UA	A	TOT	TFL-YDS	SCK-YDS	FF	FR-YDS	INT-YDS	QBH	BRUP
GEORGIA	1/1	3	0	3	0.0-0	0.0-0	0	0-0	0-0	0	1
at Mississippi St.											
at Auburn											
OLE MISS											
at Texas A&M											
TENNESSEE											
at Florida											
LSU											
at Missouri											
ALABAMA											
TOTAL	1/1	3	0	3	0.0-0	0.0-0	0	0-0	0-0	0	1

SEASON HIGHS

Tackles3 vs. #4 Georgia (9/26/20)
Double-Figure Tackle Games.....
Tackles For Loss.....
Sacks.....
Interceptions1 vs. #4 Georgia (9/26/20)
Interception Return Yards.....
QB Hurries.....
Pass Breakups.....1 vs. #4 Georgia (9/26/20)
Forced Fumbles.....

CAREER HIGHS

Tackles6 vs. Missouri (11/29/19)
Double-Figure Tackle Games.....None
Tackles For Loss.....1.0 vs. Missouri (11/29/19)
Sacks.....None
Interceptions1 (2x) last vs. #4 Georgia (9/26/20)
Interception Return Yards12 vs. Texas A&M (9/28/19)
QB Hurries.....None
Pass Breakups.....2 vs. Colorado State (9/14/19)
Forced Fumbles.....None



TRELON SMITH

22

Running Back | 5-9 | 185 | R-Junior
Houston, Texas | Arizona State

QUICK HITS

- Did not play during the 2019 season at Arkansas due to NCAA transfer regulations.
- Smith and fellow running back Rakeem Boyd both hail from Houston, but they did not know each other prior to attending Arkansas.
- Attended Cypress Ridge HS where he was a consensus three-star prospect. 247Sports tabbed him as the No. 10 all-purpose back in the country.

CAREER STATS

	GP/GS	RUSHING					RECEIVING				
		ATT	YDS	AVG	TD	LNG	REC	YDS	AVG	TD	LNG
2017	4/0	1	4	4.0	0	4	0	0	0	0	0
2018	4/0	11	56	5.1	0	19	4	22	5.5	0	7
2019		--- DNP due to transfer rules ---									
2020	1/0	6	38	6.3	0	11	3	13	4.3	0	6
TOTAL	9/0	18	90	5.0	0	19	7	35	5.0	0	7

* 2017 & 2018 at Arizona State

GAME-BY-GAME STATS

	GP/GS	RUSHING					RECEIVING				
		ATT	YDS	AVG	TD	LNG	REC	YDS	AVG	TD	LNG
GEORGIA	1/0	6	38	6.3	0	11	3	13	4.3	0	6
at Mississippi St.											
at Auburn											
OLE MISS											
at Texas A&M											
TENNESSEE											
at Florida											
LSU											
at Missouri											
ALABAMA											
TOTAL	1/0	6	38	6.3	0	11	3	13	4.3	0	6

SEASON HIGHS

Rushes	6 vs. #4 Georgia (9/26/20)
Rushing Yards	38 vs. #4 Georgia (9/26/20)
Rushing Touchdowns	
Long Rush	11 vs. #4 Georgia (9/26/20)
100-Yard Games	
Receptions	3 vs. #4 Georgia (9/26/20)
Receiving Yards	13 vs. #4 Georgia (9/26/20)
Receiving Touchdowns	
Long Reception	6 vs. #4 Georgia (9/26/20)

CAREER HIGHS

Rushes	8 at #10 Washington (9/22/18)*
Rushing Yards	45 at #10 Washington (9/22/18)*
Rushing Touchdowns	None
Long Rush	19 at #10 Washington (9/22/18)*
100-Yard Games	None
Receptions	3 (2x) last vs. #4 Georgia (9/26/20)
Receiving Yards	16 at #10 Washington (9/22/18)*
Receiving Touchdowns	None
Long Reception	7 at #10 Washington (9/22/18)*

* at Arizona State



DEVIN BUSH

23

Defensive Back | 6-0 | 200 | R-Freshman
New Orleans, La. | Edna Karr HS

QUICK HITS

- Appeared in four of the first five games for the Razorbacks in 2019.
- Did not record any statistics, appearing in 29 total snaps.
- A consensus four-star prospect, ranked as the No. 16 cornerback in the nation by ESPN.

CAREER STATS

	GP/GS	UA	A	TOT	TFL-YDS	SCK-YDS	FF	FR-YDS	INT-YDS	QBH	BRUP
2019	4/0	0	0	0	0.0-0	0.0-0	0	0-0	0-0	0	0
2020	0/0	0	0	0	0.0-0	0.0-0	0	0-0	0-0	0	0
TOTAL	4/0	0	0	0	0.0-0	0.0-0	0	0-0	0-0	0	0

GAME-BY-GAME STATS

	GP/GS	UA	A	TOT	TFL-YDS	SCK-YDS	FF	FR-YDS	INT-YDS	QBH	BRUP
GEORGIA											
at Mississippi St.											
at Auburn											
OLE MISS											
at Texas A&M											
TENNESSEE											
at Florida											
LSU											
at Missouri											
ALABAMA											
TOTAL											

SEASON HIGHS

Tackles	
Double-Figure Tackle Games	
Tackles For Loss	
Sacks	
Interceptions	
Interception Return Yards	
QB Hurries	
Pass Breakups	
Forced Fumbles	

CAREER HIGHS

Tackles	
Double-Figure Tackle Games	
Tackles For Loss	
Sacks	
Interceptions	
Interception Return Yards	
QB Hurries	
Pass Breakups	
Forced Fumbles	

GAME 2: MISSISSIPPI STATE



LaDARIUS BISHOP

24

Defensive Back | 6-0 | 192 | R-Sophomore
Ashdown, Ark. | Ashdown HS

QUICK HITS

- Scored a touchdown on a 25-yard fumble recovery against Colorado State.
- First career game with a tackle came against San Jose State, posted a career-best eight.
- Added seven stops in his final game of the year against No. 1 LSU.

CAREER STATS

	GP/GS	UA	A	TOT	TFL-YDS	SCK-YDS	FF	FR-YDS	INT-YDS	QBH	BRUP
2018	4/0	0	0	0	0.0-0	0.0-0	0	0-0	0-0	0	0
2019	10/3	15	7	22	1.0-1	0.0-0	0	1-25	0-0	0	1
2020	1/0	0	0	0	0.0-0	0.0-0	0	0-0	0-0	0	0
TOTAL	14/3	15	7	22	1.0-1	0.0-0	0	1-25	0-0	0	1

GAME-BY-GAME STATS

	GP/GS	UA	A	TOT	TFL-YDS	SCK-YDS	FF	FR-YDS	INT-YDS	QBH	BRUP
GEORGIA	1/0	0	0	0	0.0-0	0.0-0	0	0-0	0-0	0	0
at Mississippi St.											
at Auburn											
OLE MISS											
at Texas A&M											
TENNESSEE											
at Florida											
LSU											
at Missouri											
ALABAMA											
TOTAL	1/0	0	0	0	0.0-0	0.0-0	0	0-0	0-0	0	0

SEASON HIGHS

Tackles
Double-Figure Tackle Games
Tackles For Loss
Sacks
Interceptions
Interception Return Yards
QB Hurries
Pass Breakups
Forced Fumbles

CAREER HIGHS

Tackles8 vs. San Jose State (9/21/19)
Double-Figure Tackle GamesNone
Tackles For Loss1.0 vs. Western Kentucky (11/09/19)
SacksNone
InterceptionsNone
Interception Return YardsNone
QB HurriesNone
Pass Breakups1 vs. Colorado State (9/14/19)
Forced FumblesNone
Fumble Recoveries1 vs. Colorado State (9/14/19)



MICAHH SMITH

26

Defensive Back | 6-0 | 211 | R-Senior
Marshall, Texas. | Marshall HS

QUICK HITS

- Saw action in 284 plays in 2019, more than both prior seasons combined.
- Recovered a fumble in the fourth quarter against Western Kentucky.
- Forced a fumble in kickoff coverage against New Mexico State in 2017.
- A three-star prospect out of high school.

CAREER STATS

	GP/GS	UA	A	TOT	TFL-YDS	SCK-YDS	FF	FR-YDS	INT-YDS	QBH	BRUP
2017	10/0	1	2	3	0.0-0	0.0-0	1	0-0	0-0	0	0
2018	4/0	0	1	1	0.0-0	0.0-0	0	0-0	0-0	0	0
2019	11/0	13	9	22	0.0-0	0.0-0	0	1-0	0-0	1	2
2020	0/0	0	0	0	0.0-0	0.0-0	0	0-0	0-0	0	0
TOTAL	25/0	14	12	27	0.0-0	0.0-0	1	1-0	0-0	1	2

GAME-BY-GAME STATS

	GP/GS	UA	A	TOT	TFL-YDS	SCK-YDS	FF	FR-YDS	INT-YDS	QBH	BRUP
GEORGIA											
at Mississippi St.											
at Auburn											
OLE MISS											
at Texas A&M											
TENNESSEE											
at Florida											
LSU											
at Missouri											
ALABAMA											
TOTAL											

SEASON HIGHS

Tackles
Double-Figure Tackle Games
Tackles For Loss
Sacks
Interceptions
Interception Return Yards
QB Hurries
Pass Breakups
Forced Fumbles
Fumble Recoveries

CAREER HIGHS

Tackles5 vs. Western Kentucky (11/09/19)
Double-Figure Tackle GamesNone
Tackles For LossNone
SacksNone
InterceptionsNone
Interception Return YardsNone
QB Hurries1 vs. San Jose State (9/21/19)
Pass Breakups1 (2x) last vs. Western Kentucky (11/09/19)
Forced Fumbles1 vs. New Mexico State (9/30/17)
Fumble Recoveries1 vs. Western Kentucky (11/09/19)



HAYDEN HENRY

27

Linebacker | 6-2 | 226 | Junior
Little Rock, Ark. | Pulaski Academy



QUICK HITS

- Recorded first career sack in the 2019 season opener against Portland State.
- Forced a fumble that was returned for a TD by LaDarrius Bishop against Colorado State in 2019.
- Named 2018 & 2019 Fall SEC Academic Honor Roll.
- Razorback Bloodline: Grandfather, Skip Coffman, played basketball (1957-62), father, Mark, played football (1988-91), brothers Hunter (2013-15) & Hudson (current) play FB.
- Brother Hunter is a tight end for the Los Angeles Chargers.

CAREER STATS

	GP/GS	UA	A	TOT	TFL-YDS	SCK-YDS	FF	FR-YDS	INT-YDS	QBH	BRUP
2017	12/0	3	0	3	0.0-0	0.0-0	0	0-0	0-0	0	0
2018	12/1	9	15	24	0.0-0	0.0-0	0	0-0	0-0	0	0
2019	10/0	16	15	31	2.5-9	1.0-7	1	0-0	0-0	0	2
2020	1/0	1	0	1	0.0-0	0.0-0	0	0-0	0-0	0	0
TOTAL	35/1	29	30	59	2.5-9	1.0-7	1	0-0	0-0	0	2

GAME-BY-GAME STATS

	GP/GS	UA	A	TOT	TFL-YDS	SCK-YDS	FF	FR-YDS	INT-YDS	QBH	BRUP
GEORGIA	1/0	1	0	1	0.0-0	0.0-0	0	0-0	0-0	0	0
at Mississippi St.											
at Auburn											
OLE MISS											
at Texas A&M											
TENNESSEE											
at Florida											
LSU											
at Missouri											
ALABAMA											
TOTAL	1/0	1	0	1	0.0-0	0.0-0	0	0-0	0-0	0	0

SEASON HIGHS

Tackles 1 vs. #4 Georgia (9/26/20)
Tackles For Loss
Sacks
Interceptions
Interception Return Yards
QB Hurries
Pass Breakups
Forced Fumbles

CAREER HIGHS

Tackles 8 vs. LSU (11/10/18)
Tackles For Loss 1.5 vs. Colorado State (9/14/19)
Sacks 1.0 vs. Portland State (8/31/19)
Interceptions None
Interception Return Yards None
QB Hurries None
Pass Breakups 1 (2x) last vs. San Jose State (9/21/19)
Forced Fumbles 1 vs. Colorado State (9/14/19)



GRANT MORGAN

31

Linebacker | 5-11 | 222 | R-Senior
Greenwood HS | Greenwood, Ark.



QUICK HITS

- Set a career-high with 13 tackles, with 10 in the first half in his first career start against No. 4 Georgia.
- Sixth leading tackler on the team in 2019, set a career-best with 39 total stops.
- Made at least one tackle in every game in 2019, a season-best 7 against Western Kentucky.
- Younger brother of former Arkansas & NFL wide receiver Drew Morgan.
- Began Arkansas career as walk-on, placed on scholarship Aug. 2018.
- Played in 36-straight games since freshman season in 2017.

CAREER STATS

	GP/GS	UA	A	TOT	TFL-YDS	SCK-YDS	FF	FR-YDS	INT-YDS	QBH	BRUP
2017	12/0	22	16	38	3.5-15	1.0-9	1	0-0	0-0	2	2
2018	12/0	8	16	24	2.5-4	0.0-0	0	0-0	0-0	2	1
2019	12/0	9	30	39	3.0-14	1.0-8	0	0-0	0-0	0	0
2020	1/1	4	9	13	0.0-0	0.0-0	0	0-0	0-0	0	0
TOTAL	37/1	43	71	115	9.0-33	2.0-17	1	0-0	0-0	4	3

GAME-BY-GAME STATS

	GP/GS	UA	A	TOT	TFL-YDS	SCK-YDS	FF	FR-YDS	INT-YDS	QBH	BRUP
GEORGIA	1/1	4	9	13	0.0-0	0.0-0	0	0-0	0-0	0	0
at Mississippi St.											
at Auburn											
OLE MISS											
at Texas A&M											
TENNESSEE											
at Florida											
LSU											
at Missouri											
ALABAMA											
TOTAL	1/1	4	9	13	0.0-0	0.0-0	0	0-0	0-0	0	0

SEASON HIGHS

Tackles 13 vs. #4 Georgia (9/26/20)
Tackles For Loss
Sacks
Interceptions
Interception Return Yards
QB Hurries
Pass Breakups
Forced Fumbles
Fumble Recoveries

CAREER HIGHS

Tackles 13 vs. #4 Georgia (9/26/20)
Tackles For Loss 2.0 vs. Mississippi State (11/18/17)
Sacks 1.0 (3x) last vs. Colorado State (9/14/19)
Interceptions None
Interception Return Yards None
QB Hurries 1 (3x) last vs. North Texas (9/15/18)
Pass Breakups 1 (3x) last vs. Eastern Illinois (9/1/18)
Forced Fumbles 1 vs. Auburn (10/21/17)
Fumble Recoveries None

GAME 2: MISSISSIPPI STATE



A.J. REED

35

Kicker | 5-11 | 186 | R-Senior
Prattville, Ala. | Duke



QUICK HITS

- Made 61 consecutive PATs, dating back to 2016 at Duke, last miss 9/17/16 at Northwestern.
- ACC Specialist of the Week 11/28/19 after hitting a career-long 51 yard field goal vs. Syracuse.
- Only ACC kicker in 2019 to make three field goals of 49 or more yards.
- In 2019 was All-ACC Honorable Mention and a CoSIDA Academic All-District honoree.
- Graduated from Duke with a degree in political science and a minor in economics.
- Dad was in the Air Force and he lived in over 10 different places while growing up. Both of his parents are from Ft. Smith, Ark., roughly 60 miles from Fayetteville.

CAREER STATS

	FIELD GOALS/POINT AFTER TRIES								KICKOFFS				
	GP/GS	FGM	FGA	PCT	LG	BLK	XPM	XPA	NO	YDS	AVG	TB	OB
2016	12/0	3	10	97.9	38	0	37	38	0	0	0.0	0	0
2017	--- DNP REDSHIRTED ---												
2018	6/0	0	0	0.00	0	0	0	0	34	2021	59.4	5	1
2019	12/0	15	18	83.3	51	0	34	34	57	3182	55.8	15	1
2020	1/0	1	1	100.0	25	0	1	1	0	0	0.0	0	0
TOTAL	31/0	19	29	65.5	51	0	72	73	91	5203	57.1	20	2

* 2016-19 at Duke

GAME-BY-GAME STATS

	FIELD GOALS/POINT AFTER TRIES								KICKOFFS				
	GP/GS	FGM	FGA	PCT	LG	BLK	XPA	XPM	NO	YDS	AVG	TB	OB
GEORGIA	1/0	1	1	100.0	25	0	1	1	0	0	0.0	0	0
at Mississippi St.													
at Auburn													
OLE MISS													
at Texas A&M													
TENNESSEE													
at Florida													
LSU													
at Missouri													
ALABAMA													
TOTAL	1/0	1	1	100.0	25	0	1	1	0	0	0.0	0	0

SEASON HIGHS

Field Goals Made	1 vs. #4 Georgia (9/26/20)
Field Goals Attempted	1 vs. #4 Georgia (9/26/20)
Long Field Goal	25 vs. #4 Georgia (9/26/20)
Point After Tries	1 vs. #4 Georgia (9/26/20)
Point After Tries Made	1 vs. #4 Georgia (9/26/20)

CAREER HIGHS

Field Goals Made	2 (4x) last vs. Miami (FL) (11/30/19)*
Field Goals Attempted	3 (2x) last vs. Miami (FL) (11/30/19)*
Long Field Goal	51 vs. Syracuse (11/16/19)*
Point After Tries	7 vs. North Carolina Central (9/3/16)*
Point After Tries Made	7 vs. North Carolina Central (9/3/16)*

* at Duke



T.J. HAMMONDS

41

Wide Receiver | 5-10 | 184 | R-Senior
Little Rock, Ark. | Joe T. Robinson HS

QUICK HITS

- Made transition from running back to wide receiver prior to the 2020 season.
- Recorded the team's longest receptions in 2018 on a 64 yard TD grab at Colorado State.
- His 88-yard TD run against Coastal Carolina ('17) was the sixth-longest run in team history.
- Also had a 60-yard TD catch vs. CC to be first Hog since 2012 with two TDs of 60+ yards.
- Consensus four-star prospect out of high school.

CAREER STATS

	RECEIVING					RUSHING				
	GP/GS	REC	YDS	AVG	TD	LNG	ATT	YDS	AVG	TD
2016	8/0	0	0	0.0	0	0	15	88	5.9	1
2017	12/0	2	64	32.0	1	60	32	267	8.3	1
2018	4/0	4	84	12.0	1	64	10	28	2.8	0
2019	5/0	4	10	2.5	0	7	8	62	7.8	0
2020	1/0	0	0	0.0	0	0	1	-14	-14.0	0
TOTAL	30/0	12	166	13.8	2	64	65	448	6.9	2

GAME-BY-GAME STATS

	RECEIVING					RUSHING				
	GP/GS	REC	YDS	AVG	TD	LNG	ATT	YDS	AVG	TD
GEORGIA	1/0	0	0	0.0	0	0	1	-14	-14.0	0
at Mississippi St.										
at Auburn										
OLE MISS										
at Texas A&M										
TENNESSEE										
at Florida										
LSU										
at Missouri										
ALABAMA										
TOTAL	1/0	0	0	0.0	0	0	1	-14	-14.0	0

SEASON HIGHS

Rushes	1 vs. #4 Georgia (9/26/20)
Rushing Yards	
Rushing Touchdowns	
Long Rush	
Receptions	
Receiving Yards	
Receiving Touchdowns	
Long Reception	

CAREER HIGHS

Rushes	11 at Ole Miss (10/28/17)
Rushing Yards	119 vs. Coastal Carolina (11/4/17)
Rushing Touchdowns	1 (2x), last vs. Coastal Carolina (11/4/17)
Long Rush	88 vs. Coastal Carolina (11/4/17)
Receptions	2 (2x) last vs. #23 Texas A&M (9/28/19)
Receiving Yards	64 at Colorado State (9/8/18)
Receiving Touchdowns	1 (2x) last at Colorado State (9/8/18)
Long Reception	64 at Colorado State (9/8/18)



JONATHAN MARSHALL

42

Defensive Line | 6-3 | 317 | R-Senior
Shepherd, Texas | Shepherd HS



QUICK HITS

- Most experienced returner along the D-line for 2020 with 35 career games played.
- Recorded a career-best 1.5 TFLs in the 2019 season finale against Missouri.
- Summer max at 650 lbs on squad, 365 lbs clean, 450 lbs bench, 33 inch vertical.
- Cousin Cedric Reed - Buffalo Bills, relative Cedric Hardman 9th pick overall by 49ers in 1970.
- Great all-around athlete, recorded 1,200 points and 800 rebounds in HS; also threw shot-put.

CAREER STATS

	GP/GS	UA	A	TOT	TFL-YDS	SCK-YDS	FF	FR-YDS	INT-YDS	QBH	BRUP
2017	12/0	2	4	6	0.5-0	0.0-0	0	0-0	0-0	2	0
2018	11/0	4	10	14	0.0-0	0.0-0	0	0-0	0-0	0	0
2019	12/0	8	9	17	4.5-12	0.5-0	1	0-0	0-0	3	0
2020	1/1	1	1	2	0.0-0	0.0-0	0	0-0	0-0	1	0
TOTAL	34/1	15	24	39	5.0-12	0.5-0	1	0-0	0-0	6	0

GAME-BY-GAME STATS

	GP/GS	UA	A	TOT	TFL-YDS	SCK-YDS	FF	FR-YDS	INT-YDS	QBH	BRUP
GEORGIA	1/1	1	1	2	0.0-0	0.0-0	0	0-0	0-0	1	0
at Mississippi St.											
at Auburn											
OLE MISS											
at Texas A&M											
TENNESSEE											
at Florida											
LSU											
at Missouri											
ALABAMA											
TOTAL	1/1	1	1	2	0.0-0	0.0-0	0	0-0	0-0	1	0

SEASON HIGHS

Tackles 2 vs. #4 Georgia (9/26/20)
Tackles For Loss
Sacks
Interceptions
Interception Return Yards
QB Hurries 1 vs. #4 Georgia (9/26/20)
Pass Breakups
Forced Fumbles

CAREER HIGHS

Tackles 3 (3x) last vs. Missouri (11/29/19)
Tackles For Loss 1.5 vs. Missouri (11/29/19)
Sacks 0.5 vs. Missouri (11/29/19)
Interceptions None
Interception Return Yards None
QB Hurries 2 vs. Florida A&M (8/31/17)
Pass Breakups None
Forced Fumbles 1 at Kentucky (10/12/19)



SAM LOY

43

Punter | 6-1 | 190 | R-Senior
San Clemente, Calif. | Colorado

QUICK HITS

- Seven of 56 punts in 2019 were returned, booted a season-long 59-yard punt vs. Miss. St.
- Enrolled at Colorado in summer of 2018, but sat out due to NCAA transfer regulations.
- Served as Vanderbilt's primary punter in 2016 & 2017.
- Finished fourth in the SEC with 40.2 ypp in 2017.
- Out of high school named the nation's top senior punter by Kornblue Kicking Service.

CAREER STATS

	GP/GS	NO	YDS	AVG	LG	TB	FC	I20	50+	BLK
2016	13/0	68	2832	41.6	67	6	15	22	12	2
2017	12/0	64	2575	40.2	56	4	19	14	8	0
2018										
2019	12/0	56	2210	39.5	59	4	31	19	8	0
2020	1/0	3	121	40.3	44	0	1	0	0	0
TOTAL	38/0	191	7738	40.5	59	14	66	55	28	2

* 2016 & 2017 at Vanderbilt

GAME-BY-GAME STATS

	GP/GS	NO	YDS	AVG	LG	TB	FC	I20	50+	BLK
GEORGIA	1/0	3	121	40.3	44	0	1	0	0	0
at Mississippi St.										
at Auburn										
OLE MISS										
at Texas A&M										
TENNESSEE										
at Florida										
LSU										
at Missouri										
ALABAMA										
TOTAL	1/0	3	121	40.3	44	0	1	0	0	0

SEASON HIGHS

Total Punts 3 vs. #4 Georgia (9/26/20)
Average 40.3 vs. #4 Georgia (9/26/20)
Long 44 vs. #4 Georgia (9/26/20)
Yards 121 vs. #4 Georgia (9/26/20)

CAREER HIGHS

Total Punts 9 vs. #1 Alabama (9/23/17)*
Average 49.3, 4 punts vs. Middle Tennessee (9/10/16)*
Long 67 at Georgia (10/15/16)*
Yards 393 vs. #1 Alabama (9/23/17)*

*at Vanderbilt

GAME 2: MISSISSIPPI STATE



ISAIAH NICHOLS

93

Defensive Line | 6-3 | 281 | R-Sophomore
Springdale, Ark. | Springdale HS

QUICK HITS

- Recorded 1.0 TFL and 0.5 SKs in the 2019 season finale against Missouri.
- Had three multi-tackle games including a career-best four stops vs. Colorado State.
- Consensus three-star prospect out of high school.
- Recorded 43 tackles for loss his final two seasons in high school.
- Finalist for Hooten's Class 7A/6A Defensive Player of the Year.

CAREER STATS

	GP/GS	UA	A	TOT	TFL-YDS	SCK-YDS	FF	FR-YDS	INT-YDS	QBH	BRUP
2018	3/0	1	0	1	0.0-0	0.0-0	0	0-0	0-0	0	0
2019	12/0	7	10	17	1.0-3	0.5-1	0	0-0	0-0	0	0
2020	1/1	0	3	3	0.0-0	0.0-0	0	0-0	0-0	1	0
TOTAL	16/1	8	13	21	1.0-3	0.5-1	0	0-0	0-0	1	0

GAME-BY-GAME STATS

	GP/GS	UA	A	TOT	TFL-YDS	SCK-YDS	FF	FR-YDS	INT-YDS	QBH	BRUP
GEORGIA	1/1	0	3	3	0.0-0	0.0-0	0	0-0	0-0	1	0
at Mississippi St.											
at Auburn											
OLE MISS											
at Texas A&M											
TENNESSEE											
at Florida											
LSU											
at Missouri											
ALABAMA											
TOTAL	1/1	0	3	3	0.0-0	0.0-0	0	0-0	0-0	1	0

SEASON HIGHS

Tackles 3 vs. #4 Georgia (9/26/20)
Tackles For Loss
Sacks
Interceptions
Interception Return Yards
QB Hurries 1 vs. #4 Georgia (9/26/20)
Pass Breakups
Forced Fumbles

CAREER HIGHS

Tackles 4 vs. Colorado State (9/14/19)
Tackles For Loss 0.5 (2x) last vs. Missouri (11/29/19)
Sacks 0.5 vs. Missouri (11/29/19)
Interceptions None
Interception Return Yards None
QB Hurries None
Pass Breakups None
Forced Fumbles None



XAVIER KELLY

97

Defensive Line | 6-5 | 311 | R-Senior
Wichita, Kan. | Clemson



QUICK HITS

- Member of two National Championship teams and four ACC Championship team at Clemson.
- Recorded first career sack in 2017 against Wake Forest.
- While at Clemson completed microinternships at Adobe and WH Trucking.
- Graduated from Clemson in December 2019 with a degree in sports communication.
- Very talented artist - Clem DT coach Todd Bates said "He can touch people with his gift."

CAREER STATS

	GP/GS	UA	A	TOT	TFL-YDS	SCK-YDS	FF	FR-YDS	INT-YDS	QBH	BRUP
2017	8/0	5	4	9	1.0-2	1.0-2	0	0-0	0-0	3	0
2018	11/0	5	3	8	1.0-12	1.0-12	1	0-0	0-0	1	0
2019	10/0	4	2	6	0.0-0	0.5-0	0	1-0	0-0	3	0
2020	1/0	0	0	0	0.0-0	0.0-0	0	0-0	0-0	0	0
TOTAL	30/0	14	9	23	1.0-3	2.5-14	1	1-0	0-0	7	0

* 2017-19 at Clemson

GAME-BY-GAME STATS

	GP/GS	UA	A	TOT	TFL-YDS	SCK-YDS	FF	FR-YDS	INT-YDS	QBH	BRUP
GEORGIA	1/0	0	0	0	0.0-0	0.0-0	0	0-0	0-0	0	0
at Mississippi St.											
at Auburn											
OLE MISS											
at Texas A&M											
TENNESSEE											
at Florida											
LSU											
at Missouri											
ALABAMA											
TOTAL	1/0	0	0	0	0.0-0	0.0-0	0	0-0	0-0	0	0

SEASON HIGHS

Tackles
Tackles For Loss
Sacks
Interceptions
Interception Return Yards
QB Hurries
Pass Breakups
Forced Fumbles

CAREER HIGHS

Tackles 5 vs. The Citadel (11/18/17)*
Tackles For Loss 1.0 (2x) last at Florida State (10/27/18)*
Sacks 1.0 (2x) last at Florida State (10/27/18)*
Interceptions None
Interception Return Yards None
QB Hurries 3 at Syracuse (9/14/19)*
Pass Breakups None
Forced Fumbles None

* at Clemson

GAME 1 ||| GEORGIA

No. 4/3 Georgia (1-0, 1-0) 37
Arkansas (0-1, 0-1) 10

September 26, 2020 | Fayetteville, Ark.

Donald W. Reynolds Razorback Stadium | Time: 3 p.m. | Attendance: 16,500

TV: SEC Network > Dave Neal (PBP), DJ Shockley (Analyst) & Tera Talmadge (Sideline)

SCORING SUMMARY

	1st	2nd	3rd	4th	Final
Georgia	0	5	22	10	37
Arkansas	7	0	3	0	10

QTR. TEAM SCORING PLAY

1st	AR	Treyton Burks 49 yd pass from Feleipe Franks (AJ Reed kick), 7-91 2:17
2nd	UGA	TEAM safety
	UGA	Jack Podlesny 38 yd field goal, 8-59 1:00
3rd	AR	AJ Reed 25 yd field goal, 11-43 4:15
	UGA	George Pickens 19 yd pass from S. Bennett (S. Bennett rush), 6-57 2:23
	UGA	J. FitzPatrick 7 yd pass from Stetson Bennett (J. Podlesny kick), 4-24 1:11
	UGA	Eric Stokes 30 yd interception return (Jack Podlesny kick)
4th	UGA	Zamir White 6 yd run (Jack Podlesny kick), 13-81 5:38
	UGA	Jack Podlesny 38 yd field goal, 6-22 2:36

TEAM STATISTICS

	GEORGIA	ARKANSAS
FIRST DOWNS	19	15
RUSHES-YARDS (NET)	42-121	28-77
PASSING YDS (NET)	266	203
Passes Att-Comp-Int.	47-28-1	39-20-3
TOTAL OFFENSE PLAYS-YARDS	89-387	67-280
Fumble Returns-Yards	0-0	1-7
Punt Returns-Yards	3-57	0-0
Kickoff Returns-Yards	2-91	1-10
Interception Returns-Yards	3-68	1-0
Punts (Number-Avg)	7-49.9	9-42.0
Fumbles-Lost	3-1	2-0
Penalties-Yards	12-108	10-53
Possession Time	35:46	24:14
Third-Down Conversions	6 of 20	3 of 14
Fourth-Down Conversions	2 of 3	0 of 1
Red-Zone Scores-Chances	3-4	1-1
Sacks By: Number-Yards	2-16	3-31



WR TREYLON BURKS hauled in his first career touchdown to give Arkansas an early lead against Georgia. Burks also recorded his first career 100-yard game with seven catches for 102 yards.

GEORGIA

RUSHING	Att.	Gain	Lost	Net	TD	Long	Avg.
Zamir White	13	71	0	71	1	20	5.5
James Cook	7	26	0	26	0	7	3.7
Stetson Bennett	5	26	6	20	0	11	4.0
Kenny McIntosh	3	6	0	6	0	3	2.0
Kendall Milton	1	4	0	4	0	4	4.0
Daijun Edwards	1	4	0	4	0	4	4.0
D'Wan Mathis	10	34	30	4	0	9	0.4
TEAM	2	0	14	-14	0	0	-7.0

PASSING	Comp.	Att.	Yds	TD	Int	Long	Sack
Stetson Bennett	20	29	211	2	0	26	1
D'Wan Mathis	8	17	55	0	1	12	2
TEAM	0	1	0	0	0	0	0

RECEIVING	No.	Yds	TD	Long
Kearis Jackson	6	62	0	16
George Pickens	4	47	1	19
D. Robertson	4	29	0	19
Matt Landers	2	27	0	23
J. FitzPatrick	2	19	1	12
Rosemy Jacksaint	2	12	0	6
James Cook	2	10	0	5
Zamir White	2	9	0	9
D. Washington	1	26	0	26
Jermaine Burton	1	13	0	13
Brett Seither	1	12	0	12
Kenny McIntosh	1	0	0	0

PUNTING	No.	Yds	Avg.	Long	I20	50+	TB
Jake Camarda	7	349	49.9	63	5	4	1

FIELD GOALS	Made	Att.	Long	Kicks
Jack Podlesny	2	2	38	38,38

ARKANSAS

RUSHING	Att.	Gain	Lost	Net	TD	Long	Avg.
Trelon Smith	6	38	0	38	0	11	6.3
Rakeem Boyd	11	22	1	21	0	5	1.9
KJ Jefferson	4	27	11	16	0	19	4.0
Feleipe Franks	5	18	5	13	0	7	2.6
Treyton Burks	1	3	0	3	0	3	3.0
TJ Hammonds	1	0	14	-14	0	0	-14.0

PASSING	Comp.	Att.	Yds	TD	Int	Long	Sack
Feleipe Franks	19	36	200	1	2	49	1
KJ Jefferson	1	2	3	0	0	3	1
Treyton Burks	0	1	0	0	1	0	0

RECEIVING	No.	Yds	TD	Long
Treyton Burks	7	102	1	49
Rakeem Boyd	4	8	0	6
Mike Woods	3	40	0	15
Trelon Smith	3	13	0	6
DeVion Warren	1	28	0	28
Blake Kern	1	9	0	9
Trey Knox	1	3	0	3

PUNTING	No.	Yds	Avg.	Long	I20	50+	TB
Sam Loy	3	121	40.3	44	0	0	0
George Caratan	5	248	49.6	57	0	3	1
TEAM	1	9	9.0	9	0	0	0

FIELD GOALS	Made	Att.	Long	Kicks
A.J. Reed	1	1	25	25

TEAM STATISTICS

Team Statistics	AR	OPP
SCORING	10	37
Points Per Game	10.0	37.0
Points Off Turnovers	3	14
FIRST DOWNS	15	19
Rushing	4	8
Passing	8	10
Penalty	3	1
RUSHING YARDAGE	77	121
Yards gained rushing	108	171
Yards lost rushing	31	50
Rushing Attempts	28	42
Average Per Rush	2.8	2.9
Average Per Game	77.0	121.0
TDs Rushing	0	1
PASSING YARDAGE	203	266
Comp-Att-Int	20-39-3	28-47-1
Average Per Pass	5.2	5.7
Average Per Catch	10.1	9.5
Average Per Game	203.0	266.0
TDs Passing	1	2
TOTAL OFFENSE	280	387
Total Plays	67	89
Average Per Play	4.2	4.3
Average Per Game	280.0	387.0
KICK RETURNS: #-Yards	1-10	2-91
PUNT RETURNS: #-Yards	0-0	3-57
INT RETURNS: #-Yards	1-0	3-68
KICK RETURN AVERAGE	10.0	45.5
PUNT RETURN AVERAGE	0.0	19.0
INT RETURN AVERAGE	0.0	22.7
FUMBLES-LOST	2-0	3-1
PENALTIES-Yards	10-53	12-108
Average Per Game	53.0	108.0
PUNTS-Yards	9-378	7-349
Average Per Punt	42.0	49.9
Net punt average	33.4	47.0
KICKOFFS-Yards	4-268	6-384
Average Per Kick	67.0	64.0
Net kick average	31.8	41.5
TIME OF POSSESSION/Game	24:14	35:46
3RD-DOWN Conversions	3/14	6/20
3rd-Down Pct	21%	30%
4TH-DOWN Conversions	0/1	2/3
4th-Down Pct	0%	67%
SACKS BY-Yards	3-31	2-16
MISC YARDS	0	0
TOUCHDOWNS SCORED	1	4
FIELD GOALS-ATTEMPTS	1-1	2-2
ON-SIDE KICKS	0-0	0-0
RED-ZONE SCORES	(1-1) 100%	(3-4) 75%
RED-ZONE TOUCHDOWNS	(0-1) 0%	(3-4) 75%
PAT-ATTEMPTS	(1-1) 100%	(3-3) 100%
ATTENDANCE	16500	0
Games/Avg Per Game	1/16500	0/0
Neutral Site Games		0/0

Score by Quarters	1st	2nd	3rd	4th	OT	Total
Arkansas Razorback	7	0	3	0	0	10
Opponents	0	5	22	10	0	37

2019 GAME-BY-GAME LEADERS

Opponent	Rushes	Rush Yards	Catches	Receiving Yards	Tackles	Tackles-For-Loss	Sacks
Georgia	11, Rakeem Boyd	38, Trelon Smith	7, Treyton Burks	102, Treyton Burks	13, Grant Morgan	1.5, Gerald, Williams	1.5, Dorian Gerald
at Mississippi State							
at Auburn							
Ole Miss							
at Texas A&M							
Tennessee							
at Florida							
LSU							
at Missouri							
Alabama							

ARKANSAS OFFENSE GAME-BY-GAME STATISTICS

Date	Opponent	Rushing				Receiving				Passing				Kick Returns				Punt Returns				tot off
		no.	yds	td	lg	no.	yds	td	lg	cmp-att-int	yds	td	lg	no.	yds	td	lg	no.	yds	td	lg	
Sep 26	UGA	28	77	0	19	20	203	1	49	20-39-3	203	1	49	1	10	0	10	0	0	0	0	280
Opponents		42	121	1	20	28	266	2	26	28-47-1	266	2	26	2	91	0	48	3	57	0	23	387

Games: 1 • Avg/rush: 2.8 • Avg/catch: 10.1 • Pass effic: 88.08 • KR avg: 10.0 • All purpose avg/game: 290.0 • Total offense avg/gm: 280.0

ARKANSAS DEFENSE GAME-BY-GAME STATISTICS

Date	Opponent	Tackles				Sacks		Fumble		Pass Defense			blkd	PAT Attempts				off		
		ua	a	total	tfl-yds	no-yds	ff	fr-yds	int-yds	qbh	brup	kick	kick	rush	rcv	saf	t/o	pts		
Sep 26	UGA	43	38	81	4.0-33	3.0-31	1	1-7	1-0	4	6	0	1-1	0	0	0	3	10		
Opponents		43	38	81	4.0-33	3.0-31	1	1-7	1-0	4	6	0	1-1	0	0	0	3	10		
Opponents		35	20	55	4.0-19	2.0-16	0	0-0	3-68	3	5	1	3-3	1	0	1	14	37		

ARKANSAS SPECIAL TEAMS GAME-BY-GAME STATISTICS

Date	Opponent	Punting									Field Goals			Kickoffs				
		no.	yds	avg	long	blkd	tb	fc	50+	i20	md-att	long	blkd	no.	yds	avg	tb	ob
Sep 26	UGA	9	378	42.0	57	1	1	2	3	0	1-1	25	0	4	268	67.0	2	0
Opponents		9	378	42.0	57	1	1	2	3	0	1-1	25	0	4	268	67.0	2	0
Opponents		7	349	49.9	63	0	1	3	4	5	2-2	38	0	6	384	64.0	5	0

ARKANSAS RED ZONE GAME-BY-GAME STATISTICS

Date	Opponent	Score		Times	Times	Total	Rush		Pass	FGs	Failed to score inside RZ					
				In RZ	Scored	Pts	TDs	TDs	TDs	Made	FGA	Down	Int	Fumb	Half	Game
Sep 26, 2020	UGA	L	10-37	1	1	3	0	0	0	1	0	0	0	0	0	0
Totals				1	1	3	0	0	0	1	0	0	0	0	0	0
1 of 1 (100.0%)																

GAME 2: MISSISSIPPI STATE

OPPONENT OFFENSE GAME-BY-GAME STATISTICS

		Rushing				Receiving				Passing				Kick Returns				Punt Returns				tot		
Date	Opponent	no.	yds	td	lg	no.	yds	td	lg	cmp	att	int	yds	td	lg	no.	yds	td	lg	no.	yds	td	lg	off
Sep 26	UGA	42	121	1	20	28	266	2	26	28-47-1	266	2	26	2	91	0	48	3	57	0	23	387		
		42	121	1	20	28	266	2	26	28-47-1	266	2	26	2	91	0	48	3	57	0	23	387		
	Arkansas Razorbacks	28	77	0	19	20	203	1	49	20-39-3	203	1	49	1	10	0	10	0	0	0	0	280		

Games: 1 • Avg/rush: 2.9 • Avg/catch: 9.5 • Pass eff: 116.90 • KR avg: 45.5 • PR avg: 19.0 • All purpose avg/game: 603.0 • Total offense avg/gm: 387.0

OPPONENT DEFENSE GAME-BY-GAME STATISTICS

Date	Opponent	Tackles				Sacks	Fumble		Pass Defense			blkd kick	PAT Attempts			off		
		ua	a	total	tfl-yds		ff	fr-yds	int-yds	qbh	brup		kick	rush	rcv	saf	t/o	pts
Sep 26	UGA	35	20	55	4.0-19	2.0-16	0	0-0	3-68	3	5	1	3-3	1	0	1	14	37
	Arkansas Razorbacks	35	20	55	4.0-19	2.0-16	0	0-0	3-68	3	5	1	3-3	1	0	1	14	37
		43	38	81	4.0-33	3.0-31	1	1-7	1-0	4	6	0	1-1	0	0	0	3	10

OPPONENT SPECIAL TEAMS GAME-BY-GAME STATISTICS

Date	Opponent	Punting									Field Goals			Kickoffs				
		no.	yds	avg	long	blkd	tb	fc	50+	i20	md-att	long	blkd	no.	yds	avg	tb	ob
Sep 26	UGA	7	349	49.9	63	0	1	3	4	5	2-2	38	0	6	384	64.0	5	0
	Arkansas Razorbacks	7	349	49.9	63	0	1	3	4	5	2-2	38	0	6	384	64.0	5	0
		9	378	42.0	57	1	1	2	3	0	1-1	25	0	4	268	67.0	2	0

OPPONENT RED ZONE GAME-BY-GAME STATISTICS

Date	Opponent	Score	Times	Times	Total	Rush		Pass	FGs	Failed to score inside RZ					
			In RZ	Scored	Pts	TDs	TDs	TDs	Made	FGA	Down	Int	Fumb	Half	Game
Sep 26, 2020	UGA	L 10-37	4	3	22	3	1	2	0	0	0	1	0	0	0
	Totals		4	3	22	3	1	2	0	0	0	1	0	0	0
	3 of 4 (75.0%)														

TEAM COMPARISON GAME-BY-GAME STATISTICS

Opponent	Score	First Downs				Rushing Number-Yards	Passing		Total Offense Plays-Yards	Return Yards	Turn- Overs
		Total	Rush	Pass	Pen		Comp-Att-Int	Yards			
UGA	10 - 37	15 / 19	4 / 8	8 / 10	3 / 1	28-77 / 42-121	20-39-3 / 28-47-1	203 / 266	67-280 / 89-387	17 / 216	3 / 2
Totals	10 - 37	15 / 19	4 / 8	8 / 10	3 / 1	28-77 / 42-121	20-39-3 / 28-47-1	203 / 266	67-280 / 89-387	17 / 216	3 / 2

Opponent	3rd Down Conversions	4th Down Conversions	Time of Possession	TOP Margin	Avg Yds/Rush	Avg Yds/Pass	Avg Yds/Play	Punting Number-Avg	Penalties Number-Yards	Sacks
UGA	3-14 / 6-20	0-1 / 2-3	24:14 / 35:46	-11:32	2.8 / 2.9	5.2 / 5.7	4.2 / 4.3	9-42.0 / 7-49.9	10-53 / 12-108	3 / 2
Totals	3-14 / 6-20	0-1 / 2-3	24:14 / 35:46	-11:32	2.8 / 2.9	5.2 / 5.7	4.2 / 4.3	9-42.0 / 7-49.9	10-53 / 12-108	3 / 2

Note: Game totals are displayed in the format TEAM/OPPONENT for each category

ARKANSAS INDIVIDUAL STATISTICS

Rushing	gp-gs	att	gain	loss	net	avg	td	lg	avg/g
Rakeem Boyd	12-12	184	1173	40	1133	6.2	8	86	94.4
Dewwah Whaley	12-0	69	302	24	278	4.0	4	25	23.2
Jack Lindsey	11-1	7	81	1	80	11.4	0	30	7.3
TJ Hammonds	5-0	8	65	0	65	8.1	0	29	13.0
KJ Jefferson	3-1	30	110	52	58	1.9	2	21	19.3
De'Vion Warren	9-0	5	51	0	51	10.2	0	17	5.7
Chase Hayden	4-0	12	45	6	39	3.2	0	15	9.8
Treyton Burks	11-9	9	38	3	35	3.9	0	11	3.2
A'Montae Spivey	2-0	7	26	2	24	3.4	0	11	12.0
John Stephen Jones	3-1	11	32	10	22	2.0	0	12	7.3
Ben Hicks	7-4	21	65	55	10	0.5	0	17	1.4
Cheyenne O'Grady	7-6	1	3	0	3	3.0	0	3	0.4
Team	6-0	6	0	16	-16	-2.7	0	0	-2.7
Nick Starkel	8-5	6	8	24	-16	-2.7	0	8	-2.0
Total	12	376	1999	233	1766	4.7	14	86	147.2
Opponents	12	486	2891	233	2658	5.5	29	89	221.5

Passing	gp-gs	effic	comp-att-int	pct	yds	td	lg	avg/g
Nick Starkel	8-5	109.42	96-179-10	53.6	1152	7	62	144.0
Ben Hicks	7-4	94.59	65-137-2	47.4	738	2	49	105.4
KJ Jefferson	3-1	92.09	14-31-1	45.2	197	0	38	65.7
Jack Lindsey	11-1	111.61	13-30-0	43.3	126	3	24	11.5
John Stephen Jones	3-1	100.32	13-26-1	50.0	101	2	12	33.7
Treyton Burks	11-9	0.00	0-1-0	0.0	0	0	0	0.0
Sam Loy	12-0	-200.00	0-1-1	0.0	0	0	0	0.0
Team	6-0	0.00	0-1-0	0.0	0	0	0	0.0
Rakeem Boyd	12-12	108.40	1-1-0	100.0	1	0	1	0.1
Total	12	101.39	202-407-15	49.6	2315	14	62	192.9
Opponents	12	154.99	227-341-6	66.6	2750	25	75	229.2

Receiving	gp-gs	no.	yds	avg	td	lg	avg/g
Mike Woods	12-12	33	423	12.8	4	62	35.2
Cheyenne O'Grady	7-6	33	372	11.3	3	62	53.1
Treyton Burks	11-9	29	475	16.4	0	38	43.2
Trey Knox	11-11	28	385	13.8	3	49	35.0
Rakeem Boyd	12-12	19	160	8.4	0	29	13.3
Dewwah Whaley	12-0	16	141	8.8	0	22	11.8
Tyson Morris	11-0	13	155	11.9	1	30	14.1
Grayson Gunter	12-6	6	55	9.2	1	23	4.6
De'Vion Warren	9-0	4	19	4.8	0	15	2.1
Chase Hayden	4-0	4	12	3.0	0	6	3.0
TJ Hammonds	5-0	4	10	2.5	0	7	2.0
Koilan Jackson	11-1	3	38	12.7	1	19	3.5
Chase Harrell	12-2	3	34	11.3	1	14	2.8
Hudson Henry	3-0	3	15	5.0	0	14	5.0
John David White	2-0	2	27	13.5	0	14	13.5
TQ Jackson	3-0	1	2	2.0	0	2	0.7
KJ Jefferson	3-1	1	-8	-8.0	0	0	-2.7
Total	12	202	2315	11.5	14	62	192.9
Opponents	12	227	2750	12.1	25	75	229.2

GAME-BY-GAME OFFENSIVE LINE SNAPS

Player	Total	UGA	MSU	AUB	MISS	TAMU	TENN	FLA	LSU	MIZZ	ALA
Myron Cunningham	71	71									
Ricky Stromberg	71	71									
Beaux Limmer	68	68									
Brady Latham	67	67									
Noah Gatlin	56	56									
Dalton Wagner	15	15									
Luke Jones	4	4									
Shane Clenin	3	3									
Marcus Henderson	2	2									

ARKANSAS INDIVIDUAL STATISTICS

Scoring	td	fg	PAT				dxp	saf	pts
			kick	rush	rcv	pass			
Treylon Burks	1	-	-	-	-	-	-	-	6
AJ Reed	-	1-1	1-1	-	-	-	-	-	4
Total	1	1-1	1-1	-	-	-	-	-	10
Opponents	4	2-2	3-3	1-1	-	-	-	1	37

Field Goals	fg	pct.	01-19	20-29	30-39	40-49	50-99	lg	blk
AJ Reed	1-1	100.0	0-0	1-1	0-0	0-0	0-0	25	0

FG Sequence	Arkansas Razorbacks	Opponents
UGA	(25)	(38),(38)

Numbers in (parentheses) indicate field goal was made.

Total Offense	g	plays	rush	pass	total	avg/g
Feleipe Franks	1	41	13	200	213	213.0
Trelon Smith	1	6	38	0	38	38.0
Rakeem Boyd	1	11	21	0	21	21.0
KJ Jefferson	1	6	16	3	19	19.0
Treylon Burks	1	2	3	0	3	3.0
TJ Hammonds	1	1	-14	0	-14	-14.0
Total	1	67	77	203	280	280.0
Opponents	1	89	121	266	387	387.0

Punting	no.	yds	avg	lg	tb	fc	i20	50+	blk
George Caratan	5	248	49.6	57	1	1	0	3	1
Sam Loy	3	121	40.3	44	0	1	0	0	0
TEAM	1	9	9.0	9	0	0	0	0	0
Total	9	378	42.0	57	1	2	0	3	1
Opponents	7	349	49.9	63	1	3	5	4	0

Kickoffs	no.	yds	avg	tb	ob	retn	net	ydln
Vito Calvaruso	4	268	67.0	2	0			
Total	4	268	67.0	2	0	45.5	31.8	33
Opponents	6	384	64.0	5	0	10.0	41.5	23

ARKANSAS INDIVIDUAL STATISTICS

All Purpose	g	rush	rcv	pr	kr	ir	total	avg/g
Treyton Burks	1	3	102	0	0	0	105	105.0
Trelon Smith	1	38	13	0	0	0	51	51.0
Mike Woods	1	0	40	0	0	0	40	40.0
DeVion Warren	1	0	28	0	10	0	38	38.0
Rakeem Boyd	1	21	8	0	0	0	29	29.0
KJ Jefferson	1	16	0	0	0	0	16	16.0
Feleipe Franks	1	13	0	0	0	0	13	13.0
Blake Kern	1	0	9	0	0	0	9	9.0
Trey Knox	1	0	3	0	0	0	3	3.0
TJ Hammonds	1	-14	0	0	0	0	-14	-14.0
Total	1	77	203	0	10	0	290	290.0
Opponents	1	121	266	57	91	68	603	603.0

Punt Returns	no.	yds	avg	td	lg
Total	0	0	0.0	0	0
Opponents	3	57	19.0	0	23

Interceptions	no.	yds	avg	td	lg
Montaric Brown	1	0	0.0	0	0
Total	1	0	0.0	0	0
Opponents	3	68	22.7	1	38

Kick Returns	no.	yds	avg	td	lg
DeVion Warren	1	10	10.0	0	10
Total	1	10	10.0	0	10
Opponents	2	91	45.5	0	48

Fumble Returns	no.	yds	avg	td	lg
Myles Slusher	1	7	7.0	0	7
Total	1	7	7.0	0	7
Opponents	0	0	0.0	0	0

ARKANSAS DEFENSIVE STATISTICS

#	Defensive Leaders	gp	Tackles				Sacks no-yds	Pass defense			Fumbles		blkd	
			ua	a	tot	tfl/yds		int-yds	brup	qbh	rcv-yds	ff	kick	saf
31	Grant Morgan	1	4	9	13
10	Bumper Pool	1	5	6	11	1.0-4	0.5-3	.	1
1	Jalen Catalon	1	7	2	9	.	.	.	1	.	.	1	.	.
0	Jerry Jacobs	1	7	.	7
56	Zach Williams	1	3	4	7	1.5-9	1.0-8
5G	Dorian Gerald	1	2	2	4	1.5-20	1.5-20
7	Joe Foucha	1	2	1	3
93	Isaiah Nichols	1	.	3	3	.	.	.	1
50	Eric Gregory	1	.	3	3	1
21	Montaric Brown	1	3	.	3	.	.	1-0	1
15	Simeon Blair	1	1	2	3	.	.	.	1
9	Greg Brooks Jr	1	1	1	2	1
91	Taurean Carter	1	.	2	2	.	.	.	1
9C	Vito Calvaruso	1	2	.	2
42	J. Marshall	1	1	1	2	1
8	Mike Woods	1	1	.	1
1	DeVion Warren	1	.	1	1
27	Hayden Henry	1	1	.	1
24	L. Bishop	1	.	1	1
28	Andrew Parker	1	1	.	1
7K	Trey Knox	1	1	.	1
1C	Julius Coates	1	1	.	1	1
2	Myles Slusher	1	1-7	.	.	.
Total		1	43	38	81	4-33	3-31	1-0	6	4	1-7	1	.	.
Opponents		1	35	20	55	4-19	2-16	3-68	5	3	.	.	1	1

ARKANSAS INDIVIDUAL GAME HIGHS

Rushes	11	Rakeem Boyd vs UGA (Sep 26, 2020)
Yards Rushing	38	Trelon Smith vs UGA (Sep 26, 2020)
Long Rush	19	KJ Jefferson vs UGA (Sep 26, 2020)
Pass attempts	36	Feleipe Franks vs UGA (Sep 26, 2020)
Pass completions	19	Feleipe Franks vs UGA (Sep 26, 2020)
Yards Passing	200	Feleipe Franks vs UGA (Sep 26, 2020)
TD Passes	1	Feleipe Franks vs UGA (Sep 26, 2020)
Long Pass	49	Feleipe Franks vs UGA (Sep 26, 2020)
Receptions	7	Treyton Burks vs UGA (Sep 26, 2020)
Yards Receiving	102	Treyton Burks vs UGA (Sep 26, 2020)
TD Receptions	1	Treyton Burks vs UGA (Sep 26, 2020)
Long Reception	49	Treyton Burks vs UGA (Sep 26, 2020)
Field Goals	1	AJ Reed vs UGA (Sep 26, 2020)
Long Field Goal	25	AJ Reed vs UGA (Sep 26, 2020)
Punts	6	George Caratan vs UGA (Sep 26, 2020)
Punting Avg	48.0	George Caratan vs UGA (Sep 26, 2020)
Long Punt	57	George Caratan vs UGA (Sep 26, 2020)
Long Kickoff Return	10	DeVion Warren vs UGA (Sep 26, 2020)
Tackles	13	Grant Morgan vs UGA (Sep 26, 2020)
Sacks	1.5	Dorian Gerald vs UGA (Sep 26, 2020)
Tackles For Loss	1.5	Dorian Gerald vs UGA (Sep 26, 2020)
	1.5	Zach Williams vs UGA (Sep 26, 2020)
Interceptions	1	Montaric Brown vs UGA (Sep 26, 2020)

ARKANSAS TEAM GAME HIGHS

Rushes	28	vs UGA (Sep 26, 2020)
Yards Rushing	77	vs UGA (Sep 26, 2020)
Yards Per Rush	2.8	vs UGA (Sep 26, 2020)
Pass attempts	39	vs UGA (Sep 26, 2020)
Pass completions	20	vs UGA (Sep 26, 2020)
Yards Passing	203	vs UGA (Sep 26, 2020)
Yards Per Pass	5.2	vs UGA (Sep 26, 2020)
TD Passes	1	vs UGA (Sep 26, 2020)
Total Plays	67	vs UGA (Sep 26, 2020)
Total Offense	280	vs UGA (Sep 26, 2020)
Yards Per Play	4.2	vs UGA (Sep 26, 2020)
Points	10	vs UGA (Sep 26, 2020)
Sacks By	3	vs UGA (Sep 26, 2020)
First Downs	15	vs UGA (Sep 26, 2020)
Penalties	10	vs UGA (Sep 26, 2020)
Penalty Yards	53	vs UGA (Sep 26, 2020)
Turnovers	3	vs UGA (Sep 26, 2020)
Interceptions By	1	vs UGA (Sep 26, 2020)
Punts	9	vs UGA (Sep 26, 2020)
Punting Avg	42.0	vs UGA (Sep 26, 2020)
Long Punt	57	vs UGA (Sep 26, 2020)

OPPONENT INDIVIDUAL GAME HIGHS

Rushes	13	Zamir White, vs UGA (Sep 26, 2020)
Yards Rushing	71	Zamir White, vs UGA (Sep 26, 2020)
TD Rushes	1	Zamir White, vs UGA (Sep 26, 2020)
Long Rush	20	Zamir White, vs UGA (Sep 26, 2020)
Pass attempts	29	Stetson Bennett, vs UGA (Sep 26, 2020)
Pass completions	20	Stetson Bennett, vs UGA (Sep 26, 2020)
Yards Passing	211	Stetson Bennett, vs UGA (Sep 26, 2020)
TD Passes	2	Stetson Bennett, vs UGA (Sep 26, 2020)
Long Pass	26	Stetson Bennett, vs UGA (Sep 26, 2020)
Receptions	6	Kearis Jackson, vs UGA (Sep 26, 2020)
Yards Receiving	62	Kearis Jackson, vs UGA (Sep 26, 2020)
TD Receptions	1	George Pickens, vs UGA (Sep 26, 2020)
	1	J. FitzPatrick, vs UGA (Sep 26, 2020)
Long Reception	26	D. Washington, vs UGA (Sep 26, 2020)
Field Goals	2	Jack Podlesny, vs UGA (Sep 26, 2020)
Long Field Goal	38	Jack Podlesny, vs UGA (Sep 26, 2020)
Punts	7	Jake Camarda, vs UGA (Sep 26, 2020)
Punting Avg	49.9	Jake Camarda, vs UGA (Sep 26, 2020)
Long Punt	63	Jake Camarda, vs UGA (Sep 26, 2020)
Punts inside 20	5	Jake Camarda, vs UGA (Sep 26, 2020)
Long Punt Return	23	T. Stevenson, vs UGA (Sep 26, 2020)
Long Kickoff Return	48	Kenny McIntosh, vs UGA (Sep 26, 2020)
Tackles	7	Nakobe Dean, vs UGA (Sep 26, 2020)
Sacks	1.5	Nolan Smith, vs UGA (Sep 26, 2020)
Tackles For Loss	1.5	Nolan Smith, vs UGA (Sep 26, 2020)
Interceptions	2	R. LeCounte, vs UGA (Sep 26, 2020)

OPPONENT TEAM GAME HIGHS

Rushes	42	vs UGA (Sep 26, 2020)
Yards Rushing	121	vs UGA (Sep 26, 2020)
Yards Per Rush	2.9	vs UGA (Sep 26, 2020)
TD Rushes	1	vs UGA (Sep 26, 2020)
Pass attempts	47	vs UGA (Sep 26, 2020)
Pass completions	28	vs UGA (Sep 26, 2020)
Yards Passing	266	vs UGA (Sep 26, 2020)
Yards Per Pass	5.7	vs UGA (Sep 26, 2020)
TD Passes	2	vs UGA (Sep 26, 2020)
Total Plays	89	vs UGA (Sep 26, 2020)
Total Offense	387	vs UGA (Sep 26, 2020)
Yards Per Play	4.3	vs UGA (Sep 26, 2020)
Points	37	vs UGA (Sep 26, 2020)
Sacks By	2	vs UGA (Sep 26, 2020)
First Downs	19	vs UGA (Sep 26, 2020)
Penalties	12	vs UGA (Sep 26, 2020)
Penalty Yards	108	vs UGA (Sep 26, 2020)
Turnovers	2	vs UGA (Sep 26, 2020)
Interceptions By	3	vs UGA (Sep 26, 2020)
Punts	7	vs UGA (Sep 26, 2020)
Punting Avg	49.9	vs UGA (Sep 26, 2020)
Long Punt	63	vs UGA (Sep 26, 2020)
Punts inside 20	5	vs UGA (Sep 26, 2020)
Long Punt Return	23	vs UGA (Sep 26, 2020)

ARKANSAS 3RD-DOWN CONVERSIONS

Date	Opponent	Score	Overall		1st Qtr		2nd Qtr		3rd Qtr		4th Qtr		Overtime	
Sep 26, 2020	UGA	L 10-37	3-14	21.4	1-4	25.0	1-4	25.0	1-3	33.3	0-3	0.0		
	Arkansas Razorbacks		3-14	21.4	1-4	25.0	1-4	25.0	1-3	33.3	0-3	0.0	0-0	0.0
	Opponents		6-20	30.0	1-6	16.7	0-6	0.0	2-3	66.7	3-5	60.0	0-0	0.0

ARKANSAS 4TH-DOWN CONVERSIONS

Date	Opponent	Score	Overall		1st Qtr		2nd Qtr		3rd Qtr		4th Qtr		Overtime	
Sep 26, 2020	UGA	L 10-37	0-1	0.0	0-0	0.0	0-0	0.0	0-0	0.0	0-1	0.0		
	Arkansas Razorbacks		0-1	0.0	0-0	0.0	0-0	0.0	0-0	0.0	0-1	0.0	0-0	0.0
	Opponents		2-3	66.7	0-0	0.0	2-3	66.7	0-0	0.0	0-0	0.0	0-0	0.0

ARKANSAS TIME OF POSSESSION

Date	Opponent	Score	Overall		1st Qtr	2nd Qtr	3rd Qtr	4th Qtr	Overtime
Sep 26, 2020	UGA	L 10-37	24:14		6:08	5:48	7:11	5:07	
	Arkansas Razorbacks	Total	24:14		6:08	5:48	7:11	5:07	0:00
		Avg.	24:14		6:08	5:48	7:11	5:07	0:00
	Opponents	Total	35:46		8:52	9:12	7:49	9:53	0:00
		Avg.	35:46		8:52	9:12	7:49	9:53	0:00

ARKANSAS PASSING GAME-BY-GAME STATISTICS

#13 Feleipe Franks	Comp	Att	Int	Pct	Yards	TD	Long	Sacked	Effic
UGA	19	36	2	52.8	200	1	49	1-5	97.50
TOTALS	19	36	2	52.8	200	1	49	1-5	97.50

#1K KJ Jefferson	Comp	Att	Int	Pct	Yards	TD	Long	Sacked	Effic
UGA	1	2	0	50.0	3	0	3	1-11	62.60
TOTALS	1	2	0	50.0	3	0	3	1-11	62.60

#16 Treyton Burks	Comp	Att	Int	Pct	Yards	TD	Long	Sacked	Effic
UGA	0	1	1	0.0	0	0	0	0-0	-200.00
TOTALS	0	1	1	0.0	0	0	0	0-0	-200.00

ARKANSAS RUSHING/RECEIVING GAME-BY-GAME STATISTICS

RUSHING	No-Yds/TD	UGA
Trelon Smith RB	6-38/0	6-38/0
Rakeem Boyd RB	11-21/0	11-21/0
KJ Jefferson QB	4-16/0	4-16/0
Feleipe Franks QB	5-13/0	5-13/0
Treyton Burks WR	1-3/0	1-3/0
TJ Hammonds WR	1-14/0	1-14/0

RECEIVING	No-Yds/TD	UGA
Treyton Burks WR	7-102/1	7-102/1
Mike Woods WR	3-40/0	3-40/0
DeVion Warren WR	1-28/0	1-28/0
Trelon Smith RB	3-13/0	3-13/0
Blake Kern TE	1-9/0	1-9/0
Rakeem Boyd RB	4-8/0	4-8/0
Trey Knox WR	1-3/0	1-3/0

ARKANSAS RETURNS GAME-BY-GAME STATISTICS

PUNT RETURNS	No-Yds	UGA
--------------	--------	-----

KICK RETURNS	No-Yds	UGA
DeVion Warren	1-10	1-10

INT. RETURNS	No-Yds	UGA
Montaric Brown	1-0	1-0

FUMBLE RETURNS	No-Yds	UGA
Myles Slusher	1-7	1-7

ARKANSAS TOTAL TACKLES GAME-BY-GAME STATISTICS

Total Tackles	UA-A	Total	UGA
Grant Morgan LB	4-9	13	4-9
Bumper Pool LB	5-6	11	5-6
Jalen Catalon DB	7-2	9	7-2
Zach Williams DL	3-4	7	3-4
Jerry Jacobs DB	7-0	7	7-0
Dorian Gerald DL	2-2	4	2-2
Joe Foucha DB	2-1	3	2-1
Eric Gregory DL	0-3	3	0-3
Simeon Blair DB	1-2	3	1-2
Isaiah Nichols DL	0-3	3	0-3
Montaric Brown DB	3-0	3	3-0
J. Marshall DL	1-1	2	1-1
Taurean Carter DL	0-2	2	0-2
Vito Calvaruso	2-0	2	2-0
Greg Brooks Jr DB	1-1	2	1-1
L. Bishop DB	0-1	1	0-1
Andrew Parker LB	1-0	1	1-0
Mike Woods	1-0	1	1-0
Trey Knox	1-0	1	1-0
DeVion Warren	0-1	1	0-1
Julius Coates DL	1-0	1	1-0
Hayden Henry LB	1-0	1	1-0

ARKANSAS TACKLES FOR LOSS GAME-BY-GAME STATISTICS

TACKLES FOR LOSS	UA-A	Total	UGA
Zach Williams DL	1-1	1.5	1.5-9
Dorian Gerald DL	1-1	1.5	1.5-20
Bumper Pool LB	0-2	1.0	1.0-4

ARKANSAS SACKS GAME-BY-GAME STATISTICS

SACKS	UA-A	Total	UGA
Dorian Gerald DL	1-1	1.5	1.5-20
Zach Williams DL	1-0	1.0	1.0-8
Bumper Pool LB	0-1	0.5	0.5-3

ARKANSAS FUMBLES GAME-BY-GAME STATISTICS

FUMBLES	No-Lost	UGA
TJ Hammonds WR	1-0	1-0
TEAM	1-0	1-0

FUMBLES FORCED	Number	UGA
Jalen Catalon	1	1

FUMBLES RECOVERED	Number	UGA
Myles Slusher	1	1

WEEKLY MEDIA SCHEDULE: MISSISSIPPI STATE WEEK

27 SUN	28 MON	29 TUES	30 WED	1 THURS	2 FRI	3 SAT
No media availability	Press Conference Noon Sam Pittman via Zoom	Post Practice Media 6:30 p.m. Student-Athletes via Zoom	SEC Teleconference Sam Pittman 11 a.m. Sam Pittman Live 7 p.m.	Pre Practice Media 2 p.m. Sam Pittman via Zoom	No media availability	Game 2 at Mississippi State Kickoff - 6:30 p.m. TV - SEC Network Alt Post Game Coach Pittman & Student-Athletes via Zoom

ARKANSAS COMMUNICATIONS



KYLE PARKINSON

Associate AD/Communications

Cell 479.387.4753

Email.....kparkin@uark.edu

Twitter@TheOtherKP



JACOB PAVILACK

Assistant Director/Communications

Cell479.463.0736

Email.....jlpavila@uark.edu

Twitter@JacobPavs

Office: 479-575-2751

Fax: 479-575-7481

Fayetteville Press Box: (479) 575-6622

Little Rock Press Box: (501) 663-0514

GAME CREDENTIAL REQUESTS

All requests for media and/or photo credentials must be made online at www.SportsSystems.com/Arkansas. Requests should be made at least two weeks in advance.

Credentials will not be mailed. They may be picked up beginning three hours prior to kickoff at the media will call station at the base of the elevator at both Donald W. Reynolds Razorback Stadium in Fayetteville and War Memorial Stadium in Little Rock. Photo identification is required when picking up credentials.

ARKANSAS FTP SITE

An FTP site is available for members of the media. For more information concerning the FTP site, contact Michelle Glover (migllover@uark.edu).

CollegePressBox.com

CollegePressBox.com is the official media website for SEC football. Access and download weekly game notes, quotes, statistics, media guides, headshots, logos, flip cards and more for each of the SEC's members. Login information will be distributed to accredited media or you can apply for a password by sending an email to password@collegepressbox.com.

SEC WEEKLY TELECONFERENCE

Head coach Sam Pittman will participate each week in the SEC teleconference of football coaches. The teleconferences will be conducted each Wednesday from Sept. 23 to Dec. 2 from 10 a.m. CT to 12:10 p.m. CT. For more information and the teleconference number, contact the SEC Media Relations Office at (205) 458-3000.

10:00 a.m.	Ed Orgeron, LSU
10:10 a.m.	Kirby Smart, Georgia
10:20 a.m.	Dan Mullen, Florida
10:30 a.m.	Derek Mason, Vanderbilt
10:40 a.m.	Nick Saban, Alabama
10:50 a.m.	Jeremy Pruitt, Tennessee
11:00 a.m.	Sam Pittman, Arkansas
11:10 a.m.	Elijah Drinkwitz, Missouri
11:20 a.m.	Lane Kiffin, Ole Miss
11:30 a.m.	Jimbo Fisher, Texas A&M
11:40 a.m.	Mark Stoops, Kentucky
11:50 a.m.	Mike Leach, Mississippi State
12:00 p.m.	Will Muschamp, South Carolina
12:10 p.m.	Gus Malzahn, Auburn

SAM PITTMAN LIVE

"Sam Pittman Live," Coach Pittman's weekly radio show presented by Lindsey and Westrock Coffee Company airs on Wednesday nights starting at 7 p.m. For the 11th straight year, the one-hour radio show will be broadcast live from the Catfish Hole. The show will be carried throughout the state of Arkansas on the Razorback Sports Network and locally in Fayetteville on 105.3 FM, 99.5, 92.1 FM and 1290 AM.

RAZORBACK FOOTBALL WITH SAM PITTMAN

"Razorback Football with Sam Pittman" is the official television coach's show of Razorback football. The one-hour show will air statewide and throughout the region on numerous television affiliates. A total of 12 shows will air throughout the season on the following stations: KATV (Sunday's at 10:30 p.m.), KFSM (Sunday at 10:30 p.m.) and KNXW (Sunday at 9:30 p.m.). The show will also be available regionally on Cox Sports Television on Wednesdays at 6 p.m. and Fox Sports Southwest on Tuesdays at 4 p.m.

RADIO AFFILIATES

Batesville.....	KWOZ-FM 103.3
Batesville.....	KBTA-AM 1340
Camden.....	KCXY-FM 95.3
Camden.....	KAMD-FM 97.1
Crossett.....	KAGH-AM 800
Crossett.....	KAGH-FM 104.9
De Queen.....	KDON-FM 92.1
DeWitt.....	KDEW-FM 97.3
El Dorado.....	KMRX-FM 96.1
Fayetteville.....	KAKS-FM 99.5
Fayetteville.....	KUOA-AM 1290
Fayetteville.....	KOSM-FM 92.1
Fayetteville.....	KUOA-FM 95.3
Fayetteville.....	KBVA-FM HD3 106.5
Forrest City.....	KBFC-FM 93.5
Fort Smith.....	KERX-FM 95.3
Glenwood.....	KHGZ-AM 670
Glenwood.....	KHGZ-FM 98.9
Hot Springs/Mena.....	KTTG-FM 96.3
Jonesboro.....	KEGI-FM 100.5
Little Rock.....	KABZ-FM 103.7
Magnolia.....	KZHE-FM 100.5
Marshall.....	KBCN-FM 104.3
Mena.....	KTTG-FM 96.3
Monett (Mo.).....	KKBL-FM 95.9
Monticello.....	KGPO-FM 99.9
Morrilton.....	KCON-FM 99.3
Mountain Home.....	KOMT-FM 107.5
Ozark.....	KDYN-FM 96.7
Ozark.....	KDYN-AM 1540
Ruston (La.).....	KWXM-FM 102.3
Searcy.....	KSMD-FM 99.1
Texarkana (Texas).....	KKTK-AM 1400
Wynne.....	KWYN-FM 92.5