



Saturday, October 17, 2020 • 2:30 p.m. • SEC Network • Donald W. Reynolds Razorback Stadium (76,000) • Fayetteville, Ark.

SEC NETWORK

Dave Flemming, Play-By-Play
Rod Gilmore, Analyst
Tera Talmadge, Reporter

RAZORBACK/IMG SPORTS NETWORK

Chuck Barrett, Play-By-Play
Quinn Groveby, Analyst
Geno Bell, Reporter

SIRIUS/XM RADIO

Sirius/XM Channel 81
Internet Channel 81

COACHING STAFF

ON THE FIELD (Year at Arkansas)

Sam Pittman - Head Coach (1st)
Scott Fountain - Asst. HC/Special Teams (1st)
Kendal Briles - Offensive Coordinator/QBs (1st)
Sam Carter - Cornerbacks (1st)
Brad Davis - Offensive Line (1st)
Derrick LeBlanc - Defensive Line (1st)
Rion Rhoades - Linebackers (1st)
Jimmy Smith - Running Backs (1st)
Justin Stepp - Wide Receivers (3rd)

IN THE BOOTH

Barry Odom - Assoc. HC/Def. Coordinator/Safeties (1st)
Jon Cooper - Tight Ends (1st)

FOUR DOWNS

4

>>>>>>

Senior Feleipe Franks threw four TD passes against Auburn. He is the first Hog since Brandon Allen in 2015 against Mississippi State to toss four TD passes.

12

>>>>>>

The tandem of junior Bumper Pool and redshirt freshman Jalen Catalon each average 12.0 tackles per game, which is tied for second nationally.

195

>>>>>>

Senior De'Vion Warren has posted 195 receiving yards in his last two games against Mississippi State and Auburn and scored three touchdowns.

437

>>>>>>

The Arkansas offense posted 437 total yards against Auburn, its most against an SEC opponent since 2018 against Vanderbilt.



OLE MISS AT ARKANSAS



OLE MISS REBELS (1-2, 1-2)

AP/Coaches Rank: RV/RV

Head Coach: Lane Kiffin (Fresno State, '98)

Career Record: 62-36 (9th season)

Record at Ole Miss: 1-2 (1st season)

ARKANSAS RAZORBACKS (1-2, 1-2)

AP/Coaches Rank: NR/RV

Head Coach: Sam Pittman (Pittsburg State (Kan.), '86)

Career Record: 1-2 (1st season)

Record at Arkansas: Same

THE RUNDOWN

• Arkansas returns home after a pair of road games to host Ole Miss for Homecoming on Saturday, Oct. 17 at 2:30 p.m. CT.

• The Razorbacks narrowly fell at No. 13 Auburn last weekend, 30-28. Arkansas was leading 28-27 in the fourth quarter until Auburn hit a game-winning 39-yard field goal with seven seconds left. Arkansas came all the way back after trailing 17-0 midway through the second quarter.

• Senior WR De'Vion Warren made a career-best five catches for 95 yards and two touchdowns against the Tigers. He became the first Razorback since 2018 to have two TD grabs and is the only current Hog to have a game with two receiving TDs. Warren leads the team in receiving yards (223) and ranks third in the SEC and 14th nationally averaging 22.3 yards per catch.

• Junior RB Treylon Smith made his first career start at Auburn and set career-highs with 81 rushing yards and 78 receiving yards and added his first career TD on a five-yard catch. He is the first Razorback since 2000 to have at least 70 yards in both statistical categories. He leads the team in receptions (14).

• Senior QB Feleipe Franks was 22-for-30 and threw for a career-high 318 yards against Auburn. He tossed four TD passes against the Tigers, the first for a Hog since 2015. Over the last two games, Franks has fired six TD passes. He ranks fifth in the SEC in passing TDs (7) and seventh in passing efficiency (150.4) and passing yards (730).

• Redshirt freshman DB Jalen Catalon led the team with a career-high 14 tackles at Auburn and has posted back-to-back double digit tackle performances. He is tied for the team lead in total tackles (36), leads the country in solo tackles per game (8.7) and is tied for second nationally in total tackles per game (12.0).

• Junior LB Bumper Pool is tied for second nationally, alongside teammate Jalen Catalon, with 12.0 tackles per game.

• Arkansas' defense ranks second in the SEC and 15th nationally allowing an opponent 116.58 passing efficiency. The defense is fifth in the SEC and 25th nationally limiting opponents to a 34.6% third down conversion rate. Arkansas is sixth in the SEC allowing 27.0 points per game.



FELEIPE FRANKS

PASSING

61/94 (65%)

730 YDS

7 TD/2 INT



TREYLON SMITH

RUSHING

41 ATT

167 YDS

0 TD



DE'VION WARREN

RECEIVING

10 REC

223 YDS

3 TD



BUMPER POOL

TACKLES

36 TOTAL

1.0 TFL

4 PBU



GEORGIA
SEPTEMBER 26
SEC NETWORK
L, 37-10



@MISS STATE
OCTOBER 3
SEC NETWORK ALTERNATE
W, 21-14



@AUBURN
OCTOBER 10
ESPN
L, 30-28



OLE MISS
OCTOBER 17
SEC NETWORK
2:30 PM



@TEXAS A&M
OCTOBER 31
SEC NETWORK
6:30 PM



TENNESSEE
NOVEMBER 7
ESPN/SEC NETWORK
6:30 PM



@FLORIDA
NOVEMBER 14
TBA



LSU
NOVEMBER 21
TBA



@MISSOURI
NOVEMBER 28
TBA



ALABAMA
DECEMBER 5
TBA

GAME 4: OLE MISS

THE GAME: OLE MISS at ARKANSAS

INSIDE THE OLE MISS SERIES

All-Time Record: Arkansas leads 36-27-1
In Fayetteville: Arkansas leads 11-2
In Oxford: Ole Miss leads 6-8
In Little Rock: Ole Miss leads 7-8-1
In Memphis: Arkansas leads 8-5
In Jackson: Series tied 4-4
In New Orleans: Ole Miss leads 2-0
Most points scored by Arkansas: 58 (2001)
Most points scored by Ole Miss: 56 (2001)
Largest margin of victory by Arkansas: 36 (2007)
Largest margin of victory by Ole Miss: 28 (1953)

SERIES HISTORY

Last 30 games

Date	UA/Opp Rank	Site	Result
Sept. 22, 1990	13/NR	Little Rock, Ark.	L, 21-17
Sept. 28, 1991		Jackson, Miss.	L, 24-17
Oct. 17, 1992		Little Rock, Ark.	L, 17-3
Oct. 16, 1993		Jackson, Miss.	L, 19-0
Oct. 15, 1994		Fayetteville, Ark.	W, 31-7
Oct. 14, 1995		Memphis, Tenn.	W, 13-6
Nov. 9, 1996		Fayetteville, Ark.	W, 13-7
Nov. 6, 1997		Oxford, Miss.	L, 19-9
Nov. 7, 1998	11/NR	Fayetteville, Ark.	W, 34-0
Nov. 6, 1999	NR/23	Oxford, Miss.	L, 38-16
Nov. 4, 2000		Fayetteville, Ark.	L, 38-24
Nov. 3, 2001		Oxford, Miss.	W, 58-56 (7OT)
Oct. 26, 2002		Fayetteville, Ark.	W, 48-28
Oct. 25, 2003	21/NR	Oxford, Miss.	L, 19-7
Nov. 13, 2004		Fayetteville, Ark.	W, 35-3
Nov. 12, 2005		Oxford, Miss.	W, 28-17
Oct. 21, 2006	15/NR	Fayetteville, Ark.	W, 38-3
Oct. 20, 2007		Oxford, Miss.	W, 44-8
Oct. 25, 2008		Fayetteville, Ark.	L, 23-21
Oct. 24, 2009		Oxford, Miss.	L, 30-17
Oct. 23, 2010	21/NR	Fayetteville, Ark.	W, 38-24
Oct. 22, 2011	10/NR	Oxford, Miss.	W, 29-24
Oct. 27, 2012		Little Rock, Ark.	L, 30-27^
Nov. 9, 2013		Oxford, Miss.	L, 34-24^
Nov. 22, 2014	NR/8	Fayetteville, Ark.	W, 30-0
Nov. 7, 2015	NR/18	Oxford, Miss.	W, 53-52 (OT)
Oct. 15, 2016	22/12	Fayetteville, Ark.	W, 34-30
Oct. 28, 2017		Oxford, Miss.	W, 38-37
Oct. 13, 2018		Little Rock, Ark.	L, 37-33
Sept. 7, 2019		Oxford, Miss.	L, 31-17

^ Win vacated due to NCAA Committee on Infractions penalty

STATISTICAL BREAKDOWN: OLE MISS AT ARKANSAS

Arkansas	Rank: SEC (FBS)	Category	Ole Miss	Rank: SEC (FBS)
19.7	13 (68)	Scoring Offense	41.7	3 (11)
27.0	6 (33)	Scoring Defense	51.7	14 (76)
330.7	12 (65)	Total Offense	573.0	1 (2)
411.0	7 (42)	Total Defense	641.3	14 (76)
86.3	13 (72)	Rushing Offense	192.3	2 (24)
155.7	11 (42)	Rushing Defense	303.3	14 (76)
244.3	9 (33)	Passing Offense	380.7	3 (4)
255.3	6 (45)	Pass Defense	338.0	13 (73)
10.00	13 (73)	Kickoff Return Avg.	19.6	8 (42)
-1.00	14 (76)	Punt Return Avg.	0.00	13 (69)
26:06	14 (68)	Time of Possession	27:13	12 (64)
32.6%	12 (65)	3rd Down Conv. Pct.	55.8%	4 (7)
34.6%	5 (25)	3rd-D Conv. Pct. Defense	64.3%	14 (76)
33.7	12 (66)	Net Punting	39.6	8 (32)
0.33	6 (30)	Turnover Margin	0.67	3 (24)
2	5 (30)	Fumbles Recovered	2	5 (30)
2	5 (28)	Fumbles Lost	0	1 (1)
4	3 (17)	Passes Intercepted	1	10 (59)
6	3 (22)	Turnovers Gained	3	11 (55)
5	9 (39)	Turnovers Lost	1	1 (3)
145.02	6 (24)	Passing Efficiency	212.78	1 (1)
116.58	2 (15)	Pass Efficiency Defense	192.19	14 (75)
21	11 (38)	Fewest Penalties	15	4 (17)
119	5 (15)	Fewest Yards Penalized	145	8 (26)
2.33	5 (34)	Sacks Per Game	1.33	12 (57)
2.67	8 (51)	Sacks Allowed	2.67	8 (51)
3.7	13 (70)	Tackles for Loss	3.33	14 (73)
6.33	10 (43)	Tackles for Loss Allowed	8.00	13 (62)
54	13 (65)	First Downs	86	1 (21)
67	9 (36)	First Downs Allowed	95	14 (60)
87.5%	5 (31)	Red Zone Offense	76.2%	11 (57)
69.2%	3 (9)	Red Zone Defense	89.5%	12 (57)

100-YARD RUSHING GAMES (23)

Last 5 games

Player	Date	Rushes	Yards	TDs
Rakeem Boyd	10/13/18	7	109	1
Rawleigh Williams II	10/15/16	27	180	0
Alex Collins	11/7/15	17	108	0
Dennis Johnson	10/27/12	27	161	1
Dennis Johnson	10/22/11	15	160	1

300-YARD PASSING GAMES (2)

Player	Date	C-A	Yards	TDs
Brandon Allen	11/7/15	33-45	442	6
Bill Montgomery	1/1/70	17-34	338	2

100-YARD RECEIVING GAMES (13)

Player	Date	Rec.	Yards	TDs
Drew Morgan	11/7/15	9	122	3
Dominique Reed	11/7/15	7	105	2
Cobi Hamilton	10/27/12	12	108	0
Joe Adams	10/22/11	4	124	0
DJ Williams	10/25/08	10	129	0
George Wilson	10/25/03	6	104	0
George Wilson	11/3/01	8	105	1
Anthony Lucas	11/6/99	6	102	0
Anthony Lucas	11/7/98	4	177	2
Anthony Eubanks	11/6/97	7	101	1
Anthony Lucas	10/14/95	5	103	0
Chuck Dicus	1/1/70	6	171	1
Bruce Maxwell	1/1/70	9	137	1

TOTALS

100-Yard Rushing Games (Players): 23 (19)
300-Yard Passing Games (Players): 2 (2)
100-Yard Receiving Games (Players): 13 (10)

ARKANSAS

Rushing	Att.	Yds.	Avg.	TD
Trelon Smith	41	167	4.1	0
Rakeem Boyd	19	49	2.6	0
Feleipe Franks	28	49	1.8	0

Passing	Comp.	Att.	Yds.	TD/INT
Feleipe Franks	61	94	730	7/2

Receiving	Rec.	Yds.	Avg.	TD
Trelon Smith	14	113	8.1	1
Mike Woods	12	150	12.5	1
De'Vion Warren	10	223	22.3	3
Treyton Burks	8	112	14.0	1

Punting	No.	Yds.	Avg.	Long
George Caratan	16	727	45.4	57
Sam Loy	3	121	40.3	44

Punt Returns	No.	Yds.	Avg.	Long
Nathan Parodi	1	-1	-1.0	0

Kickoff Returns	No.	Yds.	Avg.	Long
De'Vion Warren	1	10	10.0	10

Tackles	UT-AT	TT	TFL	Other
Bumper Pool	16-20	36	1.0-4	0.5 SK, 4 PBU
Jalen Catalon	26-10	36	0.0	2 PBU, 1 FF
Grant Morgan	8-25	33	0.5-1	1 PBU
Zach Williams	7-10	17	1.5-9	1 SK
Jerry Jacobs	13-0	13	-	-

INDIVIDUAL STATS

OLE MISS

Rushing	Att.	Yds.	Avg.	TD
Jerrion Ealy	45	243	5.4	4
Snoop Conner	37	179	4.8	4
Matt Corral	39	141	3.6	0

Passing	Comp.	Att.	Yds.	TD/INT
Matt Corral	67	88	1080	9/1

Receiving	Rec.	Yds.	Avg.	TD
Elijah Moore	31	462	14.9	1
Kenny Yeboah	15	355	23.7	4
Jonathan Mingo	9	139	15.4	2
Jerrion Ealy	5	67	13.4	0

Punting	No.	Yds.	Avg.	Long
Mac Brown	10	473	47.3	59

Punt Returns	No.	Yds.	Avg.	Long
-	-	-	-	-

Kickoff Returns	No.	Yds.	Avg.	Long
Jerrion Ealy	4	95	23.8	38

Tackles	UT-AT	TT	TFL	Other
Keidron Smith	18-7	25	-	1 PBU
Jaylon Jones	15-7	22	-	-
MoMo Sanogo	10-9	19	1.0-12	1 SK, 2 QBH
Jakorey Hawkins	11-5	16	1 FF, 1 FR, 2 PBU	-
Jacquez Jones	6-9	15	0.5-0	-

GAME 4: OLE MISS

LAST MEETING: OLE MISS 31, ARKANSAS 17

Score by Quarters	1	2	3	4	Total
Arkansas	0	3	0	14	17
Ole Miss	7	3	7	14	31

Qtr Time Scoring play

1st	08:41	OM - Elijah Moore 2 yd pass from Matt Corral (Luke Logan kick), 13-85 4:35
2nd	08:19	AR - Connor Limpert 36 yd field goal, 7-36 3:11
	02:24	OM - Luke Logan 33 yd field goal, 7-31 3:06
3rd	02:34	OM - S. Phillips 1 yd run (Luke Logan kick), 8-71 2:59
4th	13:31	AR - Kamren Curl 69 yd fumble recovery (Connor Limpert kick)
	11:09	OM - Elijah Moore 46 yd pass from Matt Corral (Luke Logan kick), 5-74 2:17
	06:03	OM - S. Phillips 26 yd run (Luke Logan kick), 5-66 3:05
	01:21	AR - Koilan Jackson 6 yd pass from Nick Starkel (Connor Limpert kick), 7-81 2:06

	AR	OM
FIRST DOWNS	18	23
RUSHES-YARDS (NET)	26-61	53-237
PASSING YDS (NET)	300	246
Passes Att-Comp-Int	41-25-0	24-16-0
TOTAL OFFENSE PLAYS-YARDS	67-361	77-483
Fumble Returns-Yards	2-69	0-0
Punt Returns-Yards	2-28	0-0
Kickoff Returns-Yards	5-76	1-25
Interception Returns-Yards	0-0	0-0
Punts (Number-Avg)	6-35.7	4-49.5
Fumbles-Lost	1-1	2-2
Penalties-Yards	7-55	5-60
Possession Time	27:32	32:28
Third-Down Conversions	5 of 15	8 of 15
Fourth-Down Conversions	0 of 2	0 of 2
Red-Zone Scores-Chances	2-3	3-3
Sacks By: Number-Yards	1-7	3-21

RUSHING: Arkansas-Rakeem Boyd 17-67; De'Vion Warren 1-12; Devwah Whaley 2-2; Ben Hicks 4-minus 5; Chase Hayden 1-minus 6; Nick Starkel 1-minus 9. Ole Miss-S. Phillips 26-143; Matt Corral 10-46; Snoop Conner 8-42; Jerrion Ealy 4-7; Isaiah Woullard 1-3; O. Cooley 1-1; Elijah Moore 1-minus 2; TEAM 2-minus 3.

PASSING: Arkansas-Nick Starkel 17-24-0-201; Ben Hicks 7-16-0-98; Rakeem Boyd 1-1-0-1. Ole Miss-Matt Corral 16-24-0-246.

RECEIVING: Arkansas-Trey Knox 6-88; Mike Woods 6-84; C. O'Grady 3-45; Treyton Burks 2-28; Devwah Whaley 2-23; Koilan Jackson 2-19; Rakeem Boyd 1-8; Tyson Morris 1-8; De'Vion Warren 1-1; Chase Hayden 1-minus 4. Ole Miss-Elijah Moore 7-130; Jerrion Ealy 3-35; D. Drummond 2-38; O. Cooley 2-28; Jason Pellerin 2-15.

INTERCEPTIONS: Arkansas-None. Ole Miss-None.

FUMBLES: Arkansas-Devwah Whaley 1-1. Ole Miss-O. Cooley 1-1; Matt Corral 1-1.

Arkansas (1-1,0-1) vs. Ole Miss (1-1,1-0)

Date: Sep 07, 2019 • Site: Oxford, Miss. • Stadium: Vaught-Hemingway
Attendance: 47915

Kickoff time: 6:39 pm • End of Game: 9:56 • Total elapsed time: 3:17
Officials: Referee: Matt Loeffler; Umpire: Stan Weihe; Linesman: Gus Morris III;
Line judge: Michael Shirey; Back judge: Tra Boger; Field judge: Heriberto Bonet;
Side judge: Jesse Dupey; Center judge: Scott Walker;
Temperature: 94 • Wind: • Weather:

GAME 4: OLE MISS

IN DEPTH CHART: OFFENSE

WR



8 Mike Woods ||| 6-1, 196, Jr.

Season-best 6 rec for 81 yards Wk 3 at Auburn ... Started all 12 games in 2019 ... Led the team in receptions (33) and touchdowns (four) last year ... Posted first 100-yd game (115) vs. SJSU on 9/21 - Career-long 62-yd TD catch in game.

	REC	YDS	TD
2020	12	150	1
2019	33	423	4
2018	18	206	1
Totals	63	779	5

6 Kendall Catalan ||| 5-9, 182, R-Jr.

Sat out in 2019 after transferring from Southern ... Played two seasons at Southern leading the Jaguars in 2018 with 28 catches for 275 yards ... Older brother of safety Jalen Catalan.

	REC	YDS	TD
2018 (SU)	28	275	3
2017 (SU)	28	483	4
Totals	56	758	7

WR



16 Treylon Burks ||| 6-3, 232, So.

Wk 1 vs. Georgia career-high in rec (7) and yds (102) ... 1st car. TD rec of 49-yds (career-long) ... Used in every aspect of offense - receiving, rushing, throwing and as a returner on ST ... 2019 led team in rec yds (475).

	REC	YDS	TD
2020	8	112	1
2019	29	475	0
Totals	37	587	1

10 De'Vion Warren ||| 5-10, 186, Sr. - OR - 41 T.J. Hammonds ||| 5-10, 189, R-Sr.

Wk 3 had first 2 TD game at Auburn - Wk 2 vs. MSST - car.high 4 rec, 100 yds, 25 ypc, long 52-yard rec, caught 19-yard TD ... 9 GP in 2019 - returned a team-high 16 kickoffs for 326 yards, averaging 20.4 ypr ... Long was a 37-yard return at Ole Miss (9/7).

	REC	YDS	TD
Warren	10	223	3
2020	10	223	3
2019	4	19	0
2018	3	14	1
2017	1	5	0
Totals	18	261	4

LT



76 Myron Cunningham ||| 6-6, 325, R-Sr.

In 2019, started 10 of 11 games played, primarily at left tackle, totaling 705 plays overall, 690 on the offensive line ... Allowed just one sack in 383 pass blocking plays ... Iowa Central CC transfer ... First Team NJCAA All-American (2018).

	GP	GS
2020	3	3
2019	11	10
Totals	14	13

73 Noah Gatlin ||| 6-7, 307, R-So.

Made 1st car-start Wk 1 vs. Georgia ... Sidelined by preseason injury in 2019 ... 4 GP as true freshman in 2018, starting 2 at left tackle at Colorado St. (9/8) & vs. North Texas (9/15) ... Allowed two sacks during his time on the line - 193 total snaps.

	GP	GS
2020	3	3
2018	4	2
Totals	7	5

LG



62 Brady Latham ||| 6-5, 284, Fr.

Made first start Wk 1 vs. Georgia ... Played in 3 games in 2019 - Colorado St., Alabama & Miss. State, totaling seven snaps ... Rated as No. 11 player in Oklahoma by 247Sports ... Lettered in both football & baseball at Jenks High School.

	GP	GS
2020	3	3
2019	3	0
Totals	6	3

57 Shane Cline ||| 6-6, 302, So. - OR - 70 Luke Jones ||| 6-5, 293, R-So.

Cline played in 11 games in 2019, starting once at LG vs. MSU (11/2) ... Totaled 149 plays, 104 on the O-Line ... Jones transferred to Arkansas from Notre Dame in 2019, sat out due to transfer rules ... Did not play during in 2018.

	GP	GS
Cline	0	0
2020	0	0
2019	11	1
2018	7	1
Totals	18	2

C



51 Ricky Stromberg ||| 6-4, 311, So.

First career start at C vs Georgia Wk 1 ... 2019 - Started first two games at LG, final nine at RG, playing all 12 games as a freshman ... Totaled 741 snaps and did not allow a sack in 417 pass protection plays.

	GP	GS
2020	3	3
2019	12	11
Totals	15	14

66 Ty Clary ||| 6-4, 298, Sr.

Started all 12 games at center in 2019, totaling 767 plays ... PFF National Team of the Week (Week 3) ... No. 3 rated C in SEC in 2019 (PFF) ... Did not allow a sack in 443 pass protection plays, with only two quarterback hits.

	GP	GS
2020	1	0
2019	12	12
2018	12	11
2017	7	4
Totals	32	27

RG



55 Beaux Limmer ||| 6-5, 293, R-Fr.

Made 1st car-start Wk 1 vs. Georgia ... 4 GP in 2019, seeing action vs. CSU (9/14), MSU (11/2), WKU (11/9) & Mizzou (11/29) ... Did not allow a sack in 16 pass blocking plays ... Consensus three-star prospect.

	GP	GS
2020	3	3
2019	4	0
Totals	10	3

71 Ryan Winkel ||| 6-6, 307, R-So.

Seen action in 11 of 12 games last season... Played in 119 snaps during the year, including 53 on the offensive line ... Earned an 81.3 in pass blocking (PFF) vs. SJSU (9/21) ... Finished the year with a 75.0 mark in pass protection.

	GP	GS
2020	0	0
2019	11	0
Totals	11	0

RT



73 Noah Gatlin ||| 6-7, 307, R-So.

Made 1st car-start Wk 1 vs. Georgia ... Sidelined by preseason injury in 2019 ... 4 GP as true freshman in 2018, starting 2 at left tackle at Colorado St. (9/8) & vs. North Texas (9/15) ... Allowed two sacks during his time on the line - 193 total snaps.

	GP	GS
2020	3	3
2018	4	2
Totals	7	5

78 Dalton Wagner ||| 6-9, 319, R-Jr.

Started at RT in all 12 games last year, totaling 798 snaps, including 751 on the O-Line - second-most on team ... Played in 11 of 12 games in 2018, one start at LT ... Did not allow a sack/QB hit in 65 pass blocking snaps.

	GP	GS
2020	1	0
2019	12	12
2018	11	13
Totals	24	13

QB



13 Feleipe Franks ||| 6-6, 228, R-Sr.

Career-high 318 yds (22-for-30) w/ 4 TD in Wk 3 at Auburn ... In win at Miss. State 2 TD - 0 INT ... Team Captain ... Florida transfer after 3 years (2017-19) ... Won Peach Bowl over Michigan at Fla. in 2018.

	C-A-I	YDS	TD
2020	61-94-22	730	7
2019 (UF)	54-71-3	698	5
2018 (UF)	188-322-6	2,457	24
2017 (UF)	125-229-8	1,438	9
Totals	428-716-17	5,323	45

1 KJ Jefferson ||| 6-3, 236, R-Fr.

Dual-threat QB ... Played in three games in 2019 ... Started at LSU (7-14, 105 yds) ... Debuted vs. MSU (11/2) ... Tossed lone completion to Treylon Burks for 32-yard gain ... Rushed for a five-yard score.

	C-A-I	YDS	TD
2020	1-2-0	3	0
2019	14-31-1	197	0
Totals	14-31-1	197	0

RB



5 Rakeem Boyd ||| 6-0, 206, Sr. > 2nd Team Preseason All-SEC, Doak Walker Watch List

Team Captain ... Started all 12 games in 2019, one of seven Hogs ... Team's leading rusher for second-straight year ... First Hog since 2016 (Rawleigh Williams III) to rush for 1,000 yards in a season ... Hit 100-yard mark eight times at UA.

	ATT	YDS	TD
2020	19	49	0
2019	184	1,133	8
2018	123	734	2
Totals	326	1,916	10

22 Trelon Smith ||| 5-9, 185, R-So.

Career-highs of 81 rush yds and 78 rec yds Wk 3 at Auburn with 1st career TD ... Led team in rush yds in each of first 3 weeks ... Transferred from Arizona St. after 2018 season - two-year letterwinner (2017-18).

	ATT	YDS	TD
2020	41	167	0
2018 (ASU)	11	56	0
2017 (ASU)	1	4	0
Totals	53	227	0

TE



82 Hudson Henry ||| 6-5, 249, R-Fr.

Scored first TD Wk 2 at MSST, car-high 2 rec ... Made his first car. start against UGA ... Consensus four-star prospect ... Ranked as top TE in the country from Pulaski Academy in Little Rock ... Brother Hunter plays for LA Chargers.

	REC	YDS	TD
2020	2	20	1
2019	3	15	0
Totals	5	35	0

-OR - 87 Blake Kern ||| 6-4, 269, R-Sr.

Career-high 4 rec for 59 yds Wk 3 at Auburn ... Made his first career start Wk 2 at Mississippi State ... Caught his first career pass in Wk 1 vs. Georgia ... Played in all 12 games in 2019 on special teams and at TE.

	REC	YDS	TD
2020	5	68	0
2019	0	0	0
2018	0	0	0
2017	0	1	0
Totals	5	68	0

WR



7 Trey Knox ||| 6-5, 207, So.

Started all 11 games he played last season ... Hauled in 28 passes for 385 yards, averaging 13.8 yards per catch ... Ranked third among SEC freshman receivers in yards, yards per catch, receptions per game (2.5) and yards per game (35.0).

	REC	YDS	TD
2020	4	33	0
2019	28	385	3
Totals	32	419	3

19 Tyson Morris ||| 6-1, 202, R-Sr.

Played in 11 games in 2019 ... Caught at least one pass in 11 games, including each of the first seven games - the only Hog to do so ... Averaged 11.9 yds per catch ... Hit a season-high four rec. for 60 yds vs. SJSU (9/21).

	REC	YDS	TD
2020	1	6	0
2019	13	155	1
2018	4	30	1
Totals	18	191	1

GAME 4: OLE MISS

IN DEPTH CHART: DEFENSE

	U-A-T	TFL	SACK
2020	2-2-4	15-20	15-20
2019	0-1-1	0-0-0	0-0-0
2018	8-13-21	25-13	0-0-0
Totals	10-16-26	40-33	15-20

5 Dorian Gerald III 6-3, 288, R-Sr.

First career sack vs. Georgia in Wk 1, first sack was loss of 17 yds ... Started the 2019 opener vs. PSU, suffering a season-ending injury ... Played in eight games in '18, starting the final two road matchups at DE.



JACK

	U-A-T	TFL	SACK
2020	7-10-17	15-9	1-0-8
2019	6-6-12	0-0-0	0-0-0
Totals	13-14-29	15-9	1-0-8

-OR - 56 Zach Williams III 6-4, 246, So.

4th on team in total tackles ... Career-high 7 tackles Wk 3 at Auburn ... Earned his first career start Wk 2 at MSST ... Recorded his first career sack vs. UGA ... Son of former Arkansas linebacker Rickey Williams (1984-87).

	U-A-T	TFL	SACK
2020	1-6-7	0-5-1	0-5-1
2019	7-10-17	1-0-3	0-5-1
2018	1-0-1	0-0-0	0-0-0
Totals	15-29-44	1-5-4	1-0-2

93 Isaiah Nichols III 6-3, 276, R-So.

Made 1st career start Wk 1 vs. Georgia - first car PBU ... Played in all 12 games as a redshirt freshman in 2019 ... Made 17 stops, seven solo, with one tackle for loss ... Posted a tackle in nine of 12 games ... Played in three games in 2018.



DT

	U-A-T	TFL	SACK
2020	0-4-4	0-0-0	0-0-0
2019	4-2-6	0-5-0	0-5-0
2018	5-3-8	1-0-2	1-0-2
Totals	14-13-27	2-5-14	2-5-14

97 Xavier Kelly III 6-5, 311, R-Sr.

Grad transfer from Clemson ... Finished his Tiger career with 26 tackles, 2.5 for loss, a forced fumble & a fumble recovery in 256 career snaps and 28 total games at Clemson ... Transitioned from DE to DT in 2018.



DT

	U-A-T	TFL	SACK
2020	7-4-11	1-0-7	1-0-7
2019	8-9-17	4-5-12	0-5-0
2018	4-10-14	0-0-0	0-0-0
2017	2-4-6	0-0-0	0-0-0
Totals	21-27-48	6-0-19	1-5-7

42 Jonathan Marshall III 6-3, 299, Jr.

Team Captain ... Career-high 6 tackles at Auburn Wk 3 with first career full sack ... Played in all 12 games in 2019 ... Ranked sixth on the team in TFLs ... Strongest bench press on team



DE

	U-A-T	TFL	SACK
2020	0-2-2	0-0-0	0-0-0
Totals	0-2-2	0-0-0	0-0-0

91 Taurean Carter III 6-3, 291, R-Fr.

First career game vs. Georgia in Wk 1 ... Did not see action as a true freshman in 2019 ... Named the No. 30 defensive tackle in the nation coming out of high school ... Throws shot put for Arkansas track & field team.

	U-A-T	TFL	SACK
2020	2-0-2	0-0-0	0-0-0
Totals	2-0-2	0-0-0	0-0-0

13 Julius Coates III 6-6, 289, Jr.

JUCO transfer from East Mississippi CC ... Tallied 30 tackles in 10 games, 19 solo, with nine TFLs and six sacks ... Forced two fumbles, recovered two and broke up two passes ... Played offense at Ellsworth Community College in 2018.

	U-A-T	TFL	SACK
2020	5-7-12	1-5-11	1-5-11
2019	1-3-4	0-0-0	0-0-0
Totals	6-10-16	1-5-11	1-5-11

- OR - 50 Eric Gregory III 6-4, 283, R-Fr.

Team's 6th leading tackler ... Career-high six tackles in Wk 3 at Auburn ... Played in two games in 2019, totaled 27 snaps, 25 on the defensive line ... Four-star prospect by Rivals and ESPN.



LB

	U-A-T	TFL	SACK
2020	16-20-36	1-0-4	0-5-3
2019	38-56-94	6-5-12	1-0-6
2018	14-15-29	2-5-4	0-0-0
Totals	68-81-159	10-0-20	1-5-9

10 Bumper Pool III 6-2, 229, Jr.

Tied for team's leading tckler ... Car-best 20 tckls Wk 2 at MSST - 10th single-game at Ark, most in FBS ... In 2019 started 12 gms ... Finished 2nd on the team in tackles with a career-high 94 ... Yes, that's his real name.

	U-A-T	TFL	SACK
2020	0-0-0	0-0-0	0-0-0
2019	3-0-3	0-0-0	0-0-0
2018	0-0-0	0-0-0	0-0-0
Totals	3-0-3	0-0-0	0-0-0


30 Levi Draper III 6-1, 235, R-Jr.

Transfer from Oklahoma ... Played in all 14 games in 2019 for Sooners, mostly on special teams, making three tackles ... Played in all 14 games in 2018 on special teams ... Four-star recruit out of Collinsville (Okla.) HS.

	U-A-T	TFL	SACK
2020	8-25-33	0-5-1	0-0-0
2019	9-30-39	3-10-14	1-0-8
2018	8-16-24	2-5-4	0-0-0
2017	22-16-38	3-15-10	1-0-9
Totals	48-87-134	9-5-34	2-0-17

31 Grant Morgan III 5-11, 222, R-Sr.

Team's 3rd leading tackler - Wk 2 at Mississippi State, career-high 15 tackles ... Wk 1 vs. Georgia 1st career-start ... Team Captain ... Played in all 12 games in 2019 ... Top PFF defensive grade at Ole Miss (84.3).



LB

	U-A-T	TFL	SACK
2020	1-0-1	0-0-0	0-0-0
2019	2-3-5	0-0-0	0-0-0
Totals	3-3-6	0-0-0	0-0-0


28 Andrew Parker III 6-2, 235, R-So.

Played in seven games as a redshirt freshman in 2019, making five tackles ... Redshirted in 2018 after picking Arkansas over Texas A&M, Texas, TCU and others.

	U-A-T	TFL	SACK
2020	13-0-13	0-0-0	0-0-0
2019	16-5-21	1-0-7	0-0-0
2018	24-7-31	3-0-7	4-19
Totals	53-12-65	4-0-14	4-19

0 Jerry Jacobs III 5-11, 203, R-Sr.

Wk 1 vs. Georgia first game at Arkansas, 7 solo stops ... Grad transfer from Arkansas St. (2018-19), 52 total tackles in 17 gms in 2 seasons, with 4.0 TFL ... At Hutchinson CC (2017), earning KJCC All-Conference honors.



CB

	U-A-T	TFL	SACK
2020	1-3-4	0-0-0	0-0-0
Totals	1-3-4	0-0-0	0-0-0

19 Khari Johnson III 6-0, 189, Fr.

Played first career game Wk 1 vs. Georgia ... Three-star prospect by 247Sports and ESPN ... Rated as the No. 14 player in the state by 247Sports ... Suffield Academy in Suffield, Conn. ... Played on both sides of the ball in HS.

	U-A-T	TFL	SACK
2020	26-10-36	0-0-0	0-0-0
2019	3-3-6	0-0-0	0-0-0
Totals	29-13-42	0-0-0	0-0-0


1 Jalen Catalon III 5-10, 189, R-Fr.

Tied for team lead in tackles ... Career-best 14 tackles Wk 3 at Auburn ... 13 tackles Wk 4 at Mississippi State ... Consecutive double-digit tackle games (27 total) ... Four-star from Mansfield, Texas.

	U-A-T	TFL	SACK
2020	0-0-0	0-0-0	0-0-0
2019	16-12-28	1-0-2	0-0-0
2018	1-4-5	0-0-0	0-0-0
Totals	17-16-33	1-0-2	0-0-0

18 Myles Mason III 6-2, 204, Jr.

In 2019 11 GP with 1 start ... Totaled 434 plays, 334 on defense ... Opened and closed the season with five tackles in both games against Portland State (8/31) & Mizzou (11/29) ... ESPN four-star recruit



SS

	U-A-T	TFL	SACK
2020	3-7-10	0-0-0	0-0-0
2019	1-0-1	0-0-0	0-0-0
Totals	4-7-11	0-0-0	0-0-0

15 Simeon Blair III 5-10, 204, R-So.

Career-high six tackles Wk 2 at MSST ... Started first career game Wk 1 vs. UGA ... Played in 11 games in 2019, mostly on special teams ... DNP as true freshman in 2018 ... Played QB and DB at Pine Bluff HS... Former walk-on.



BS

	U-A-T	TFL	SACK
2020	3-7-10	0-0-0	0-0-0
2019	1-0-1	0-0-0	0-0-0
Totals	4-7-11	0-0-0	0-0-0

- OR - 7 Joe Foucha III 5-11, 188, Jr.

Picked off two passes at Mississippi State Wk 2 - also had 0.5 TFL ... Started all 12 games at FS last year ... Finished third on the team in total tackles (87) ... Recorded an interception (PSU), recovered a fumble (OM) & broke up four passes.

	U-A-T	TFL	SACK
2020	3-7-10	0-5-1	2-26
2019	44-43-87	1-0-2	1-20
2018	6-5-11	0-0-0	0-0-0
Totals	53-55-108	1-5-3	3-46

21 Montaric Brown III 6-0, 190, R-Jr.

Wk 1 vs. Georgia - picked off pass in 1st half ... Started 10 games in 2019 ... Tallied three PBUs, an interception and a fumble recovery, posting multiple stops in all 10 games ... Fumble recovery vs. CSU (9/14) and INT vs. TAMU (9/28).

	U-A-T	TFL	SACK
2020	6-0-6	1-0-3	1-1-0
2019	25-14-39	1-0-3	1-1-0
2018	8-1-9	0-0-0	0-0-0
Totals	39-15-54	2-0-6	2-1-2

17 Hudson Clark III 6-2, 176, R-Fr.

Made first career start at Auburn Wk 2 and set car-high 7 tackles ... Played first career game Wk 2 at Mississippi State ... Both parents are Arkansas grads ... Grandfather Ronnie Clark in Arkansas coaches HOF (27-yr HC at Berryville).

	U-A-T	TFL	SACK
2020	8-3-11	1-0-2	1-6-9
2019	13-12-25	0-0-0	1-6-9
Totals	21-15-36	1-0-2	2-7-5


9 Greg Brooks Jr. III 5-11, 185, So.

69-yr pick 6 Wk 2 at Mississippi State ... Started all 14 games at nickel back in career ... Played in 515 snaps, the most of any freshman last year ... Made first INT in second half against Missouri (11/29) in Little Rock.

	U-A-T	TFL	SACK
2020	2-2-4	0-0-0	0-0-0
2019	15-7-22	0-0-0	0-0-0
2018	0-0-0	0-0-0	0-0-0
Totals	17-9-26	0-0-0	0-0-0

24 LaDarrius Bishop III 6-0, 193, R-So.

Played in 10 games, starting in three at cornerback in 2019 ... Started against San Jose State, Mississippi State and LSU ... Played in two games as a true freshman in 2018.



CB



NB

RAZORBACK TRENDS

	2020	Streak
Overall	1-2	L1
At Home	0-1	L6
On the Road	1-1	L1
Neutral	0-0	L5
August	0-0	W2
September	0-1	L3
October	1-1	L1
November	0-0	L8
December-January	0-0	L1
vs. SEC	1-2	L1
vs. Non-Conference	0-0	L2
vs. Ranked Opponents	1-2	L1
Record in Games...		
Decided by 7 pts or less	1-1	L1
Decided by 3 pts or less	0-1	W5
During the day	0-1	L6
At night	1-1	L1
Record When Scoring...		
Less than 21 points	0-1	L8
21+ points	1-1	L1
30+ points	0-0	W1
40+ points	0-0	W3
50+ points	0-0	W4
Record When Allowing...		
Less than 14 points	0-0	W13
Less than 21 points	1-0	W10
21+ points	0-2	L11
Record When...		
Scoring first	1-1	W1
Opponents score first	0-1	L8
Leading after the 1Q	0-1	L3
Trailing after the 1Q	0-1	L16
Tied after the 1Q	1-0	W1
Leading at halftime	1-1	W1
Trailing at halftime	0-1	L18
Tied at halftime	0-0	--
Leading after the 3Q	1-0	W1
Trailing after the 3Q	0-2	L21
Tied going into the 4Q	0-0	W1
In overtime games	0-0	L1
Record With...		
Less than 300 yards total offense	1-1	W1
400+ yards total offense	0-1	L2
500+ yards total offense	0-0	W2
Less than 100 yards rushing	1-1	W1
100+ yards rushing	0-1	L8
200+ yards rushing	0-0	L1
300+ yards rushing	0-0	L1
Less than 200 yards passing	0-0	L7
200+ yards passing	1-2	L1
300+ yards passing	0-1	L2
400+ yards passing	0-0	L2
A 100-yard rusher	0-0	L3
2+ 100-yard rushers	0-0	W8
Record When Allowing...		
Less than 200 total yards	0-0	W6
200+ total yards	1-2	L1
300+ total yards	1-2	L1
400+ total yards	1-1	L1
Less than 100 rush yards	1-0	W1
100+ rush yards	0-2	L10
200+ rush yards	0-1	L6
Less than 200 pass yards	0-1	L5
200+ pass yards	0-2	L6
300+ pass yards	1-0	W1
400+ pass yards	0-0	L3
A 100-yard rusher	0-1	L5
Record When Having...		
No turnovers	0-1	L4
Less than 3 turnovers	1-1	L1
3 or more turnovers	0-1	L20
No takeaways	0-1	L6
Less than 3 takeaways	0-2	L11
3 or more takeaways	1-0	W4
Win turnover battle	1-0	W1
Lost turnover battle	0-1	L14
Turnovers even	0-1	L1
More than 30:00 TOP	0-0	L1
Less than 30:00 TOP	1-2	L1

RAZORBACK NOTEBOOK

SERIES NOTABLES

- Arkansas faces Ole Miss for the 65th time in the all-time series. The Razorbacks lead the set, 36-27-1 and lead 11-2 in games played in Fayetteville.
- The two haven't met in Fayetteville since Oct. 15, 2016 when No. 22 Arkansas beat No. 12 Ole Miss, 34-30. The Razorbacks haven't lost in Fayetteville since Oct. 25, 2008, 23-21.
- Arkansas' 58-56 7 OT win over Ole Miss on Nov. 3, 2001 set numerous NCAA records and is still tied for the longest game in NCAA history. Arkansas is 2-0 against Ole Miss in overtime games.
- Arkansas won the first game of the series, 33-0 in Fayetteville on Oct. 10, 1908.

QUICK HITS

- Arkansas has had at least one player record 100 rushing yards in a game in each of the last 36 years.
- Arkansas has had at least one receiver post a 100-yard receiving game in 14-straight years.
- Thirty-nine student-athletes on the 2020 roster are from inside the state's borders, with five from Fayetteville - Ty Clary, Jon Conley, Elias Hale, Jack Lindsey and Tyson Morris.
- Seventeen different states are represented on this year's team.

LAST TIME OUT

Arkansas came up just short last week and fell at No. 13 Auburn, 30-28. The Razorbacks stormed back in the second half, after falling behind 17-0 midway through the second quarter. The defense held an opponent to under 200 passing yards for the first time this season.

- QB Felipe Franks threw for a career-high 318 yards on 22-of-30 passing with four touchdowns. He became the first Razorback to throw for at least four TD passes since Brandon Allen in 2015 against Mississippi State (7).
- RB Trelon Smith set a career-high with 81 rushing yards and 78 receiving yards and scored his first career touchdown on a five-yard touchdown reception.
- WR De'Vion Warren continued his hot start to the season, hauling in five catches for 95 yards and two touchdowns. He became the first Hog to make two touchdown catches in a game since Cheyenne O'Grady vs. LSU in 2018.
- TE Blake Kern posted career-highs with five catches for 59 yards, including a career-long 35 yard catch.
- S Jalen Catalan led the team with a career-high 14 tackles.

JALEN SOLO

Redshirt freshman safety Jalen Catalan is averaging 8.7 solo tackles per game to lead the nation. He has 26 solo stops over the team's first three games. He is tied with teammate Bumper Pool and ranks first in the SEC and second nationally with 12.0 tackles per game. The Mansfield, Texas product has posted back-to-back double-digit tackle performances and made a career-high 14 stops at No. 13 Auburn.

THE TALENTED MR. SMITH



Trelon Smith is 1 of just 2 FBS players this year with at least 70 rushing & receiving yards in a game.

Arkansas redshirt junior RB Trelon Smith sat out last season due to NCAA transfer rules, and has been a versatile addition to the Razorback offense this year. The Arizona State transfer leads the team in rushing yards (167) and receptions (14) and has been the team's leading rusher in all three games. He turned in career-best of 81 rushing yards and 78 receiving yards with his first career TD at No. 13 Auburn. Smith and Clemson's Travis Etienne (73 rushing yards/114 receiving yards - vs. Virginia) are the only two FBS players to have at least 70 rushing and receiving yards in the same game this season.

3RD DOWN DEFENSE A STRENGTH

This season, Arkansas is allowing opponents to convert 34.6% of third down attempts, the fifth-best mark in the SEC and 25th-best nationally. The defense has kept offenses off schedule by forcing the opposition into an average third down distance to go of 6.5 yards.

FIRST TIMERS

Redshirt freshman DB Hudson Clark joined the list of first time starters for the Razorbacks this year last Saturday. Clark became the 10th first-time starter on the defense this season and joined fellow first-time starter RB Trelon Smith to push the Hogs' number of first-timers to 16 in just the first three games of 2020. The last of first-timers does not include QB Felipe Franks and DB Jerry Jacobs, who started games at their previous schools.



Jalen Catalan leads the nation in solo tackles with 26 stops. The redshirt freshman has 36 tackles in the team's first three games and is tied for the SEC and team lead with Bumper Pool.

RAZORBACK NOTEBOOK

BUMPIN'

Junior linebacker Bumper Pool is tied for the team lead in tackles alongside teammate Jalen Catalon with 12.0 tackles per game (36 total), which is tied for the most in the SEC and second most in the nation. His 20 tackles in Arkansas' 21-14 Week 2 win at No. 16 Mississippi State is this season's FBS single-game high. The mark ranks 10th in school history for most tackles in a game, and is just one of nine SEC players to reach 20 stops in a game over the last ten years. Jerry Franklin (2010 vs. Ole Miss) was the last Razorback to have 20 tackles in a game, while Pool is the first Hog to have 20 tackles with two passes broken up. Pool captured SEC Co-Defensive Player of the Week and Bronko Nagurski National Defensive Player of the Week honors for the effort. The junior ranks second in the SE with 1.3 passes broken up per game. Last year, Pool was second of the team with 94 tackles.

FINDING THE TRACKS?

After a slow start in the first two games (555 total yards), the Arkansas offense found the tracks last Saturday at No. 13 Auburn rolling up a season-best 437 yards of total offense. The Razorbacks' offensive outburst produced the team's most yards in a Southeastern Conference game since 2018 against Vanderbilt when the Hogs racked up 447 yards. The offense was particularly sharp through the air thanks to QB Feleipe Franks, who turned in his first career 300-yard game and tossed four TDs. The 318 yards passing were the most for Arkansas in an SEC game since 2016 when the Razorbacks passed for 348 yards against Missouri in the regular season finale. Even more impressive was the offense producing at a high level without playmakers Rakeem Boyd and Treyton Burks. The emergence of Trelon Smith (81 rushing, 78 receiving and 1 TD) and De'Vion Warren (95 receiving yards and 2 TDs) made the Hogs' offense run in the slop on The Plains.

LET'S BE FRANK

For the second-straight year, a transfer QB is guiding the Arkansas offense. Feleipe Franks, who joined the Hogs after three years at Florida (2017-19), is leading the Arkansas offense. He's made an immediate impact for the Razorbacks, and over the last two weeks against No. 16 Mississippi State and No. 13 Auburn has thrown for 530 yards with six TDs and no interceptions. Franks is fifth in the SEC in passing TDs (7), sixth in completion percentage (64.9%) and seventh in passing yards (730) and passing efficiency (150.4). His 318 yards at Auburn set a new career-best and was his first career 300-yard game. His four touchdown passes were the most by an Arkansas QB since Brandon Allen's school record seven TDs at Mississippi State in 2015. At Florida, Franks played in 28 games and made 25 starts for the Gators, registering 4,593 passing yards with 37 touchdowns

to 17 interceptions and a 59.1% completion percentage (354-for-599). Last season, Franks started the first three games of the season but missed the remainder of the campaign due to an injury. In his last healthy season as a redshirt sophomore in 2018, he started all 13 games guiding the Gators to a 10-3 record and a No. 6 final ranking in the USA Today Coaches' Poll throwing for 2,457 yards and 24 touchdowns. Leading the Gators to a 41-15 thrashing of No. 7 Michigan in the Chick-Fil-A Peach Bowl, he earned Offensive MVP honors racking up 173 passing yards (13-for-23) and one touchdown, while rushing for 74 yards and a score.

BIG START FOR DE'VION

Senior WR De'Vion Warren is off to a great start to his senior season for the Razorbacks and leads the Hogs with 223 receiving yards and three receiving touchdowns. Warren posted his first 100 yard receiving game in the upset of No. 16 Mississippi State, hauling in four passes from Feleipe Franks for 100 yards. The next week at No. 13 Auburn, he made two TD grabs in a game for the first time in his career and made a career-high five receptions for 95 yards. The veteran ranks third in the SEC and 14th nationally averaging 22.3 yards per catch.

HOUSE CALL

Greg Brooks Jr. became the first Razorback since Santos Ramirez in 2016 to intercept a pass and return it for a touchdown when he picked off Mississippi State QB K.J. Costello on the Bulldogs' opening drive. Brooks' interception and 69-yard return to pay dirt set the tone for the night with Joe Foucha intercepting Costello twice for the Hogs' first three-pick game since the 2019 opener against Portland State. The interception was the second of Brooks' career.

C ON THEIR CHEST

On Sept. 16, head coach Sam Pittman announced the team's four captains for the 2020 season. All seniors, the captain's list includes: Rakeem Boyd, Feleipe Franks, Jonathan Marshall and Grant Morgan. Boyd served as one of the team's rotating captain for last year's game against Colorado State. For the 2020 campaign, only one player will be allowed to participate in the pregame coin toss due to player safety precautions.

MR. EVERYTHING

Sophomore receiver Treyton Burks has done a little bit of everything in his two seasons for the Razorbacks. He has been used in every aspect of the offense - receiving, rushing, throwing - plus as a returner on special teams. Burks hauled in 29 passes for 475 yards, leading the team in receiving yards. He averaged 16.4 yards per catch and 43.2 yards per game, both ranking second among conference freshmen. He was also the team's main punt returner, fielding 12 punts for 130 yards for a 10.8 clip. Along with punt returns, Burks was used in the kickoff return game as well, taking back 10 for 226 yards for an average of 22.6 yards per return. He finished second on the team in all-purpose yards with 866. Burks is on the Paul Hornung Award watch list to begin the 2020 campaign.

CAREER 100-YARD RUSHING GAMES

Rakeem Boyd • Sr. • RB (8)
185, Western Kentucky, 2019
134, Kentucky, 2019
122, Colorado State, 2019
114, Mississippi State, 2019
114, Portland State, 2019
113, Vanderbilt, 2018
109, Ole Miss, 2018
102, Alabama, 2018

T.J. Hammonds • R-Sr. • RB (1)
119, Coastal Carolina, 2017

CAREER 100-YARD RECEIVING GAMES

Mike Woods • Jr. • WR (1)
115, San Jose State, 2019

Treyton Burks • So. • WR (1)
102, Georgia, 2020

De'Vion Warren • Sr. • WR (1)
100, Mississippi State, 2020

2020 HONORS

WEEKLY AWARDS

Joe Foucha • Jr. • DB
SEC co-Defensive Player of the Week - Mississippi State

Bumper Pool • Jr. • LB
SEC co-Defensive Player of the week - Mississippi State
Nagurski National Defensive Player of the Week - MSST

PRESEASON ALL-SEC

Rakeem Boyd • Sr. • RB
Phil Steele - Second Team Offense
Athlon Sports - Second Team Offense
SEC Coaches - Second Team Offense

Treyton Burks • So. • WR
Phil Steele - Third Team Punt Return

Ty Clary • Sr. • OL
Phil Steele - Fourth Team Offense

Bumper Pool • Jr. • LB
Phil Steele - Fourth Team Defense

Jordan Silver • Sr. • LS
Phil Steele - Fourth Team Special Teams

Ricky Stromberg • So. • OL
Athlon Sports - Fourth Team Offense

De'Vion Warren • Sr. • WR
Phil Steele - Fourth Team Kick Return
Athlon Sports - Fourth Team Kick Return

WATCH LISTS

Rakeem Boyd • Sr. • RB
Doak Walker Award
Maxwell Award
Reese's Senior Bowl Top 250
Earl Campbell Tyler Rose Award

Treyton Burks • So. • WR
Paul Hornung Award

Myron Cunningham • Sr. • OL
Reese's Senior Bowl Top 250

Feleipe Franks • Sr. • QB
Johnny Unitas Golden Arm Award
Reese's Senior Bowl Top 250

A.J. Reed • Sr. • K
Lou Groza Award



Feleipe Franks turned in his first career 300-yard passing game and became the first Hog QB since 2015 to toss 4 TDs last week.

RAZORBACKS IN THE NFL

#PRHOGS

As of Oct. 12, 2020

Name	Pos.	NFL Team
McTelvin Agim	DL	Denver Broncos
^Brandon Allen	QB	Cincinnati Bengals
Kamren Curl	S	Washington Football Team
Trey Flowers	DE	Detroit Lions
Hjalte Froholdt	OL	New England Patriots
Dre Greenlaw	LB	San Francisco 49ers
^Chase Harrell	TE	San Francisco 49ers
DeJon Harris	LB	Green Bay Packers
Hunter Henry	TE	Los Angeles Chargers
^Cody Hollister	WR	Tennessee Titans
^Jeremiah Ledbetter	DT	Tampa Bay Buccaneers
Jason Peters	OL	Philadelphia Eagles
Frank Ragnow	OL	Detroit Lions
Randy Ramsey	LB	Green Bay Packers
^Chris Smith	DE	Las Vegas Raiders
^T.J. Smith	DL	Los Angeles Chargers
Jeremy Sprinkle	TE	Washington Football Team
Armon Watts	DL	Minnesota Vikings
Deatrich Wise Jr.	DE	New England Patriots

* Reserve/Injured // ^ Practice Squad

ACTIVE CAREER LEADERS

TACKLES

Rank	Player, Class	Tackles
1.	Bumper Pool, Jr.	159
2.	Grant Morgan, Sr.	134
3.	Joe Foucha, Jr.	108
4.	Jerry Jacobs, Sr.	65
5.	Jarques McClellion, Jr.	59

TACKLES FOR LOSS

Rank	Player, Class	TFL
1.	Bumper Pool, Jr.	10.0
2.	Grant Morgan, Sr.	9.5
3.	Jonathan Marshall, Sr.	6.0
4.	Dorian Gerald, R-Sr.	4.0
5.	Hayden Henry, Sr.	3.5

SACKS

Rank	Player, Class	Sacks
1.	Hayden Henry, Sr.	2.5
2.	Grant Morgan, Sr.	2.0
3.	Eric Gregory, R-Fr.	1.5
4.	Dorian Gerald, R-Sr.	1.5
5.	Bumper Pool, Jr.	1.0
	Zach Williams, So.	1.0

INTERCEPTIONS

Rank	Player, Class	INTs
1.	Jerry Jacobs	4
2.	Joe Foucha, Jr.	3
3.	Montaric Brown, Jr.	2
	Greg Brooks, So.	2

RUSHING

Rank	Player, Class	Yards
1.	Rakeem Boyd, Sr.	1,916
2.	Feleipe Franks, R-Sr.	487
3.	T.J. Hammonds, R-Sr.	341
4.	Trelon Smith, R-Jr.	227
5.	Jack Lindsey, R-Sr.	80

RECEPTIONS

Rank	Player, Class	Receptions/Yards
1.	Mike Woods, Jr.	63/779
2.	Rakeem Boyd, Sr.	46/333
3.	Treyon Burks, So.	37/587
4.	Trey Knox, So.	33/418
5.	Trelon Smith, R-Jr.	18/113

RAZORBACK NOTEBOOK

DON'T FORGET ABOUT HIS HANDS

Burks has been blessed with size 10.25 inch hands, measured from thumb to pinky finger. Here is how his size 5XL hands compare:

- Average male size - 7.6"
- Houston Texans Receiver DeAndre Hopkins - 10.1"
- Cleveland Browns Receiver Odell Beckham Jr. - 10"
- Atlanta Falcons Receiver Julio Jones - 9.75"
- NBA Hall of Famer Shaquille O'Neal - 11.75"

LAST RIDE FOR THE DREAM

Senior running back Rakeem Boyd returns for his third year leading the Razorback backfield. The Houston, Texas, native has been the team's top rushing attack in each of the last two seasons, posting 734 yards on 123 carries in 2018 and 1,133 yards last season behind 184 touches, finding the endzone 10 times over the two years, including eight touchdowns in 2019. Boyd finished the season ranked fourth in the SEC and 27th nationally after averaging 94.4 rushing yards per game and sixth in the conference in yards per carry at 6.2. He was also a threat catching the ball, hauling in 19 passes through the air for 160 yards. Boyd will start the year on four watch lists: Doak Walker, Earl Campbell Tyler Rose, Maxwell and Reese's Senior Bowl Top 250.

DRIPPIN BOYD BULLETS

- Boyd was the first Razorback to rush for 1,000 yards in a season since Rawleigh Williams III (1,360) in 2016.
- Boyd rushed for 100+ yards in five games in 2019, posting a season-high 185 yards against Western Kentucky on Nov. 9, his most rushing yards as a Razorback.
- He has eclipsed the 100-yard mark in eight games over two years, making him one of 16 Razorback running backs in school history to do so.
- Boyd's eight 100-yard games are: **2018** - Alabama (102), Ole Miss (109), Vanderbilt (113) // **2019** - Portland State (114), Colorado State (122), Kentucky (134), Mississippi State (114), Western Kentucky (185).
- Last year, his Western Kentucky showing was one for the record books. He carried the ball eight times, scoring twice on 76- and 86-yard plays. It marked five rushing touchdowns in 2019 from 50+ yards.
- Boyd's pair of 76+ yard scores in the same game made him the first Hog since at least 1997 to do so and the first Arkansas RB since Felix Jones (2006) to have two in the same season.

HOG ISLAND

Arkansas has intercepted four passes in its first three games, which ranks third in the SEC and 14th nationally, after picking off six passes all of last year. The Hogs intercepted three passes in a win at No. 16 Mississippi State, picking off three passes in one game for the first time since the 2019 season-opener against Portland State. It also marked the first time Arkansas intercepted three passes against an SEC opponent since 2014 versus Ole Miss. Greg Brooks Jr. returned a pick 69-yards for a TD on the game's first possession, the Hogs first pick six since 2016. Joe Foucha intercepted two passes in a game for the first time in his career and was the first Hog to accomplish the feat since 2018.

- Joe Foucha - 2 INT (MSST) - 26 return yards
- Greg Brooks Jr. - 1 INT (MSST) - 69 return yards with a TD

- Montaric Brown - 1 INT (UGA) - 0 return yards

CAPTAIN MORGAN

Senior captain Grant Morgan has been a sure tackler for the Razorbacks, and ranks sixth nationally and sixth in the SEC averaging 11.0 per game (33 total). Morgan has not missed a game in his three years playing for the Hogs, and made his first career start this year in Week 1 vs. Georgia. He impressed making 13 tackles, with 10 in the first half, and set a new personal best the following week at Mississippi State (15 tackles). Grant is the younger brother of former Arkansas receiver Drew Morgan.

ANOTHER GROZA SEMIFINALIST ON THE HILL

Arkansas has acquired another Lou Groza Award semifinalist in grad transfer A.J. Reed, after now departed kicker Connor Limpert was named to the watch list last year. A native of Prattville, Alabama, Reed spent the last three years kicking for Duke and is coming off the best year of his collegiate career. He recorded a team-best 79 points on 15-of-18 (.833) field goals and 34-of-34 (1.000) PATs in 2019, including a career-long field goal of 51 yards against Syracuse. He was the only kicker in the ACC to convert three FGs of 49+ yards (North Carolina A&T, Middle Tennessee and Syracuse), while his 51-yarder was the 29th field goal of 50+ yards in Duke history. He earned ACC Specialist of the Week on Nov. 18 after the 51-yard conversion, while also hitting on a 31-yard kick in the game against Syracuse.



On the **road** this year, the Hogs will throw it back to the classic white uniforms from the 2006-07 seasons.

RAZORBACK NOTEBOOK

JUMBO JOE

Junior safety Joe Foucha made two of Arkansas' three interceptions to go along with 0.5 TFLs in the Razorbacks' upset victory at No. 16 Mississippi State and earned SEC co-Defensive Player of the Week recognition.

- First Hog to have two interceptions in a game since Dre Greenlaw in 2018 vs. Texas A&M.
- First Razorback to pick off two passes in a road win for the first time since Matterral Richardson vs. Ole Miss in 2007.
- Became the first Razorback to have two interceptions and at least 0.5 TFLs since Michael Grant in 2006 vs. Louisiana-Monroe.

HOGS UNITED

In an effort to fight social injustices and engage in the community, the Arkansas football team has committed to devoting time regularly throughout the season to community service. During camp, the team videochatted with members of the Fayetteville Boys & Girls Club and Yvonne Richardson Center, continuing to encourage them as society handles this unique time period. The Hogs also engaged in a discussion with members of the Fayetteville Police Department as a team. This season, the Razorbacks will wear a patch on their jerseys with the word "Equality" as the team strives to make an impact to better our community, state and nation.



RECOGNIZE THE PATCH

Thirteen Razorbacks will replace their normal SEC patch with the SEC Graduate patch, indicating they've already earned their degree. The honor will be worn by Shane Clinin, Elias Hale, Hayden Henry, Blake Kern, Jack Lindsey, Jonathan Marshall, Grant Morgan, Tyson Morris and Dalton Wagner, as well as grad transfers Feleipe Franks, Jerry Jacobs, Xavier Kelly and A.J. Reed.

THE PITT BOSS IS BACK

Sam Pittman returns to the Hill to lead the Razorback football program as head coach. He became the first head coach in school history to record his first Arkansas win over a ranked opponent with a 21-14 triumph at No. 16 Mississippi State. He has faced three straight ranked opponents to start his head coaching tenure, a first in school history. With an extensive 32 years of coaching, including stops at seven different power five schools, Pittman is back with the Hogs, where he spent three years (2013-15) as assistant head coach, the offensive line coach and recruiting coordinator. Pittman is widely regarded as one of the nation's best offensive line coaches and recruiters. He has coached 15 players that have been selected in the NFL Draft since 2013. Overall, Pittman has coached seven offensive linemen that were selected in the first round of the NFL Draft, including Stockar McDougle (20th overall in 2000). Travis Swanson also became the highest drafted Razorback center in school history when he was picked 76th overall in 2014.

ODOM

Former Missouri head coach Barry Odom heads to the Hill as the Razorbacks' defensive coordinator and associate head coach after spending the last four years at his alma mater, leading the Tigers to a pair of bowl games and finishing the 2018 regular season ranked 23rd in the College Football Playoff poll. Odom's Missouri teams were known for their stout defenses thanks to his prowess on that side of the ball. The Tigers ended the 2019 regular season as one of the nation's top defenses, ranking 14th in the country in total defense (312.0 ypg) and third in the Southeastern Conference. His defense gave up just 19.4 points per game to rank 17th in FBS, ranking sixth nationally and finished second in the SEC with just 179.3 yards per game allowed.

BRILES

Offensive coordinator Kendal Briles brings a wealth of knowledge and success to Arkansas as a play caller during his career. The 2015 Broyles Award finalist led offenses at each of his four coaching stops - Florida State, Houston, Florida Atlantic and Baylor. Since taking over play-calling duties prior to the Cotton Bowl at the end of the 2014 season, when his Baylor offense set an NCAA bowl record with 601 passing yards against Michigan State, Briles' offenses have averaged 39.5 points per game. At Florida State, Briles took over a struggling offense that ranked 103rd in total offense (361.2 ypg) and 113th in scoring (21.9 ppg) in 2018. In his lone season with the Seminoles, he engineered an offense that improved greatly in both categories gaining 403.2 yards per game and scoring 29.1 points per game. The Noles' running game saw the biggest improvement going from one of the worst in the FBS (91.1 ypg) in 2018 to 133.8 yards per game this season. The FSU offense also saw huge turnarounds in the red zone (78.1% in 2018, 86.5% in 2019) and third down conversions (29.1% in 2018, 37.5% in 2019).

The 83rd football season at **Donald W. Reynolds Razorback Stadium** is officially underway. Arkansas has played 298 games at the current site, winning more than 64 percent of its contests.



SEC STANDINGS

EASTERN DIVISION

Team	OVR	SEC	Home	Road	Strk
Georgia	3-0	3-0	2-0	1-0	W3
Florida	2-1	2-1	1-0	1-1	L1
Tennessee	2-1	2-1	1-0	1-1	L1
Kentucky	1-2	1-2	1-1	0-1	W1
Missouri	1-2	1-2	1-1	0-1	W1
S. Carolina	1-2	1-2	0-1	1-1	W1
Vanderbilt	0-3	0-3	0-2	0-1	L3

WESTERN DIVISION

Team	OVR	SEC	Home	Road	Strk
Alabama	3-0	3-0	1-0	2-0	W3
Auburn	2-1	2-1	2-0	0-1	W1
Texas A&M	2-1	2-1	2-0	0-1	W1
Arkansas	1-2	1-2	0-1	1-1	L1
LSU	1-2	1-2	0-1	1-1	L1
Ole Miss	1-2	1-2	0-2	1-0	L1
Miss. State	1-2	1-2	0-1	1-1	L2

THIS WEEK IN THE SEC

Saturday, October 17

Auburn at South Carolina | 11 a.m. | ESPN
 Kentucky at Tennessee | 11 a.m. | SECN
 Ole Miss at Arkansas | 2:30 p.m. | SECN
 Texas A&M at Mississippi State | 3 p.m. | ESPN
 Georgia at Alabama | 7 p.m. | CBS
 LSU at Florida | Postponed
 Vanderbilt at Missouri | Postponed

NEXT WEEK IN THE SEC

Saturday, October 24

Auburn at Ole Miss | 11 a.m. | SECN
 Alabama at Tennessee | 2:30 p.m. | CBS
 South Carolina at LSU | 3 p.m. | SECN
 Missouri at Florida | 6/6:30 p.m. | ESPN/SECN
 Georgia at Kentucky | 6/6:30 p.m. | ESPN/SECN

All times Central



THE HOG POD WITH BO MATTINGLY

Check out the Hog Pod with Bo Mattingly for great stories and insight about Razorbacks football - including episodes with Head Coach Sam Pittman, defensive coordinator Barry Odom, offensive coordinator Kendal Briles, special teams coordinator Scott Fountain, LB coach Rion Rhoades, RB Rakeem Boyd, QB Feleipe Franks and AD Hunter Yurachek. Find the podcast on apple podcasts, Spotify or visit arkansasrazorbacks.com/thehogpod.

MISCELLANEOUS OFFENSE STATS

GAMES WITH A RECEPTION

Player	2017	2018	2019	2020	Career
Rakeem Boyd	--	9	7	1	17
Treyton Burks	--	--	10	2	12
T.J. Hammonds	1	3	3	0	7
Hudson Henry	--	--	2	1	3
Koilan Jackson	--	1	2	--	3
KJ Jefferson	--	--	1	0	1
Blake Kern	0	0	0	2	2
Trey Knox	--	--	7	2	9
Tyson Morris	--	2	8	1	11
Trelon Smith	--	--	--	3	3
De'Vion Warren	1	2	3	3	9
John David White	--	--	1	--	1
Mike Woods	--	8	9	3	20

5+ RECEPTIONS

Player	2017	2018	2019	2020	Career
Rakeem Boyd	--	1	0	0	1
Treyton Burks	--	--	1	1	2
Trey Knox	--	--	3	0	3
Trelon Smith	--	--	--	2	2
De'Vion Warren	--	--	--	1	1
Mike Woods	--	0	2	1	3

20+ YARD RECEPTION

Player	2017	2018	2019	2020	Career
Rakeem Boyd	--	3	2	0	5
Treyton Burks	--	--	10	3	13
T.J. Hammonds	1	1	--	0	2
Blake Kern	0	0	0	1	1
Trey Knox	--	--	5	0	5
Tyson Morris	--	0	1	0	1
Trelon Smith	--	--	--	1	1
De'Vion Warren	0	0	0	4	4
Mike Woods	--	4	6	1	11

40+ YARD RECEPTION

Player	2017	2018	2019	2020	Career
Treyton Burks	--	--	0	1	1
T.J. Hammonds	1	1	0	0	2
Trey Knox	--	--	1	0	1
De'Vion Warren	--	--	--	2	2
Mike Woods	--	0	3	0	3

FIRST DOWN RECEPTIONS

Player	2017	2018	2019	2020	Career
Rakeem Boyd	--	5	7	0	12
Treyton Burks	--	--	22	4	26
T.J. Hammonds	1	2	1	0	4
Hudson Henry	--	--	1	1	2
Koilan Jackson	--	1	2	0	3
Blake Kern	0	0	0	4	4
Trey Knox	--	--	15	2	17
Tyson Morris	--	2	9	0	11
Trelon Smith	--	--	--	5	5
De'Vion Warren	0	1	1	9	11
John David White	--	--	1	0	1
Mike Woods	--	9	22	7	38

100 YARDS RECEIVING

Player	2017	2018	2019	2020	Career
Treyton Burks	--	--	0	1	1
De'Vion Warren	0	0	0	1	1
Mike Woods	--	0	1	0	1

GAMES WITH A RECEIVING TD

Player	2017	2018	2019	2020	Career
Treyton Burks	--	--	0	1	1
T.J. Hammonds	1	1	0	0	2
Hudson Henry	--	--	--	1	1
Koilan Jackson	--	0	1	0	1
Trey Knox	--	--	2	0	2
Tyson Morris	--	1	1	0	2
Trelon Smith	--	--	--	1	1
De'Vion Warren	0	1	0	2	3
Mike Woods	--	1	4	1	6

GAMES WITH MULTIPLE RECEIVING TDS

Player	2017	2018	2019	2020	Career
De'Vion Warren	0	0	0	1	1

10+ YARD RUNS

Player	2017	2018	2019	2020	Career
Rakeem Boyd	--	22	26	0	48
Treyton Burks	--	--	1	0	1
T.J. Hammonds	9 (3)	1	2	0	15
KJ Jefferson	--	--	3	1	4
John Stephen Jones	--	1	1	0	2
Jack Lindsey	--	--	1	0	1
A'Montae Spivey	--	--	1	0	1
Trelon Smith	--	--	--	6	6
De'Vion Warren	0	1	3	0	4

20+ YARD RUNS

Player	2017	2018	2019	2020	Career
Rakeem Boyd	--	9	8	0	17
T.J. Hammonds	4 (1)	0	1	0	6
KJ Jefferson	--	--	1	0	1
Jack Lindsey	--	--	1	0	1

RUSHING FIRST DOWNS

Player	2017	2018	2019	2020	Career
Rakeem Boyd	--	32	34	1	66
Treyton Burks	--	--	1	0	1
Feleipe Franks	--	--	--	5	5
T.J. Hammonds	9 (4)	1	2	0	16
KJ Jefferson	--	--	7	2	9
John Stephen Jones	--	0	2	--	2
Jack Lindsey	--	--	1	--	1
Trelon Smith	--	--	--	7	7
De'Vion Warren	0	1	3	0	4

100 YARDS RUSHING

Player	2017	2018	2019	2020	Career
Rakeem Boyd	--	3	5	0	8
T.J. Hammonds	1	0	0	0	1

GAMES WITH A RUSHING TD

Player	2017	2018	2019	2020	Career
Rakeem Boyd	--	2	5	0	7
TJ Hammonds	1 (1)	0	0	0	2
KJ Jefferson	--	--	1	0	1

GAMES WITH MULTIPLE RUSHING TDS

Player	2017	2018	2019	2020	Career
Rakeem Boyd	--	0	3	0	3

GAME 4: OLE MISS

MISC. DEFENSE STATS

DOUBLE-DIGIT TACKLES

Player	2017	2018	2019	2020	Career
Jalen Catalon	--	--	--	2	2
Joe Foucha	--	0	2	0	2
Grant Morgan	0	0	0	2	2
Bumper Pool	--	0	2	2	4

TEAM LEADER IN TACKLES (Ties included)

Player	2017	2018	2019	2020	Career
Jalen Catalon	--	--	--	1	1
Joe Foucha	--	0	2	0	2
Grant Morgan	1	0	0	1	2
Bumper Pool	--	0	3	0	3

GAMES WITH A SACK (Half sacks included)

Player	2017	2018	2019	2020	Career
Dorian Gerald	--	--	0	1	1
Eric Gregory	--	--	--	2	2
Hayden Henry	0	1	1	1	3
Jonathan Marshall	0	0	0	1	1
Grant Morgan	0	0	1	1	2
Isaiah Nichols	--	--	--	1	1
Bumper Pool	0	0	1	1	2
Zach Williams	--	--	0	1	1

MULTIPLE SACKS (1.5 sacks or more)

Player	2017	2018	2019	2020	Career
Dorian Gerald	--	--	0	1	1

MONEY PLAYS

NOTE: Money plays are defined as plays resulting in a first down or a touchdown.

Money Rushers	1st	TD	No	Att
Trelon Smith	7	0	7	41
Feleipe Franks	5	0	5	21
KJ Jefferson	2	0	2	5
Rakeem Boyd	1	0	1	19
TOTALS	15	0	15	99

1st Down	1st	TD	No	Att
Money Rushers	1st	TD	No	Att
Trelon Smith	3	0	3	21
KJ Jefferson	1	0	1	1
TOTALS	4	0	4	48

2nd Down	1st	TD	No	Att
Money Rushers	1st	TD	No	Att
Trelon Smith	4	0	4	15
Feleipe Franks	3	0	3	8
KJ Jefferson	1	0	1	2
TOTALS	8	0	8	35

3rd Down	1st	TD	No	Att
Money Rushers	1st	TD	No	Att
Feleipe Franks	2	0	2	7
Rakeem Boyd	1	0	1	1
TOTALS	3	0	3	15

4th Down	1st	TD	No	Att
Money Rushers	1st	TD	No	Att
TOTALS	0	0	0	1

Money Receptions	1st	TD	No	Rec
DeVion Warren	9	3	9	10
Mike Woods	7	1	8	11
Trelon Smith	5	1	6	14
Blake Kern	4	0	4	5
Treyton Burks	4	1	4	8
Trey Knox	2	0	2	4
Woods+Spivey	1	0	1	1
Hudson Henry	1	1	1	4
TOTALS	33	7	35	62

1st Down	1st	TD	No	Rec
Money Receptions	1st	TD	No	Rec
DeVion Warren	5	2	5	6
Mike Woods	3	0	3	3
Treyton Burks	1	0	1	2
Woods+Spivey	1	0	1	1
Trey Knox	1	0	1	2
TOTALS	11	2	11	24

2nd Down	1st	TD	No	Rec
Money Receptions	1st	TD	No	Rec
Blake Kern	3	0	3	3
Treyton Burks	2	1	2	4
DeVion Warren	2	1	2	2
Trelon Smith	2	0	2	5
Mike Woods	1	0	1	2
Hudson Henry	1	1	1	1
Trey Knox	1	0	1	2
TOTALS	12	3	12	19

3rd Down	1st	TD	No	Rec
Money Receptions	1st	TD	No	Rec
Trelon Smith	3	1	4	6
Mike Woods	2	1	3	5
DeVion Warren	2	0	2	2
Treyton Burks	1	0	1	2
Blake Kern	1	0	1	1
TOTALS	9	2	11	18

4th Down	1st	TD	No	Att
Money Receptions	1st	TD	No	Att
Mike Woods	1	0	1	1
TOTALS	1	0	1	1

GAME 4: OLE MISS

20+ YARD BREAKDOWN

BY YARDS

Yards	No.	TD
100+	0	0
90-99	0	0
80-89	0	0
70-79	0	0
60-69	1	1
50-59	1	0
40-49	2	1
30-39	2	1
20-29	6	0
TOTAL	12	3

BY TYPE

Type	No.	TD
Rushing	0	0
Passing	10	2
Punt returns	0	0
Kick returns	0	0
Interceptions	2	1
Fumble returns	0	0
Other	0	0
TOTAL	12	3

BY PLAYER

Player	No.	TD	R	P	KR	PR	IR	FR
DeVion Warren	4	1	0	4	0	0	0	0
Treylon Burks	3	1	0	3	0	0	0	0
Greg Brooks Jr	1	1	0	0	0	0	1	0
Mike Woods	1	0	0	1	0	0	0	0
Trelon Smith	1	0	0	1	0	0	0	0
Joe Foucha	1	0	0	0	0	0	1	0
Blake Kern	1	0	0	1	0	0	0	0
TOTAL	12	3	0	10	0	0	2	0

ARKANSAS 20+ YARD PLAYS

Yards	Type	Player(s)	Opponent
*69	INT	Greg Brooks Jr	Mississippi State
52	Pass	DeVion Warren from Feleipe Franks	Mississippi State
*49	Pass	Treylon Burks from Feleipe Franks	UGA
44	Pass	DeVion Warren from Feleipe Franks	Auburn
35	Pass	Blake Kern from Feleipe Franks	Auburn
*30	Pass	DeVion Warren from Feleipe Franks	Auburn
28	Pass	DeVion Warren from Feleipe Franks	UGA
27	Pass	Treylon Burks from Feleipe Franks	UGA
26	INT	Joe Foucha	Mississippi State
25	Pass	Trelon Smith from Feleipe Franks	Auburn
20	Pass	Treylon Burks from Feleipe Franks	UGA
20	Pass	Mike Woods from Feleipe Franks	Mississippi State

* Touchdown scored on play

NEED TO KNOW INFO

Opponent	Captains	Length	Coin Toss	Kick/Receive	Helmet/Jersey/Pants	Attendance	1st Poss.	Opp. 1st Poss.	Result
Georgia	Morgan, Boyd, Franks, Marshall	3:44	UGA	REC	Cardinal/Cardinal/White	16,500	PUNT	PUNT	L 37-10
at Miss. State	Boyd, Franks, Marshall, Morgan	3:19	ARK	KICK	Cardinal/White/White	13,564	PUNT	INT	W 21-14
at Auburn	Franks, Marshall, Morgan	3:37	AUB	REC	Cardinal/White/White	17,490	PUNT	PUNT	L 30-28
Ole Miss									
at Texas A&M									
Tennessee									
at Florida									
LSU									
at Missouri									
Alabama									

HEAD COACH SAM PITTMAN



Sam Pittman returns to The Hill as the 34th head coach in Razorback history after four seasons on staff at Georgia, including this last season when he served as the Associate Head Coach and offensive line coach for the Bulldogs. Georgia was just the most recent stop of Pittman's career that has spanned the high school, junior college and collegiate levels.

The Oklahoma native has coached at seven different Power 5 schools during his 32 years of coaching, including Oklahoma, Missouri, Kansas, North Carolina and Tennessee. With a wealth of experience, Pittman is widely regarded as one of the nation's best offensive line coaches and recruiters. He has coached 15 players that have been selected in the NFL Draft since 2013, including first round picks Andrew Thomas (4th in 2020), Isaiah Wilson (29th in 2020), Frank Ragnow (20th in 2018), Isaiah Wynn (23rd overall in 2018), Ja'Wuan James (19th overall in 2014) and Jonathan Cooper (7th overall in 2013). Overall, Pittman has coached seven offensive linemen that were selected in the first round of the NFL Draft, including Stockar McDougle (20th overall in 2000). Travis Swanson also became the highest drafted Razorback center in school history when he was picked 76th overall in 2014.

"Sam Pittman has been an integral part of successful teams that have competed at the highest levels, including for SEC and NCAA Championships," Vice Chancellor and Director of Athletics Hunter Yurachek said. "As one of the nation's premier offensive line coaches, he has built a remarkable body of work thanks to his tremendous passion for his student-athletes, including teaching the fundamentals and developing his players on and off the field. Sam instills in his players the motivation, grit and determination required to compete and win. Throughout this process, I heard from many of his former players about the tremendous influence he had on them as a player and as a man."

"Sam knows the Southeastern Conference inside and out and is one of the nation's best recruiters. His connections throughout football will enable him to build a quality coaching staff. In his previous tenure, Sam and his wife Jamie fell in love with the state of Arkansas and with Razorback fans. They know what a special place this is and are excited for the opportunity to come back to the Home of the Razorbacks."

Pittman arrived in Athens in 2016 as the offensive line coach as part of Kirby Smart's first staff. In his four seasons with the Bulldogs, Pittman helped Georgia to unprecedented success including three-straight Southeastern Conference Eastern Division titles. In 2019, the Bulldogs' rushing attack has been led by D'Andre Swift, who finished fourth in the league with 1,216 yards just ahead of Arkansas' Rakeem Boyd (1,133).

The 2017 Bulldogs were a special team, winning 13 games, the SEC championship and making the school's first-ever College Football Playoff appearance - a win over Oklahoma in the Rose Bowl. Georgia's offense that year was the best in the SEC and ninth nationally in rushing, led by Nick Chubb and Sony Michel. During his four seasons in Athens, he was part of a staff that produced four Top 10 recruiting classes, including the nation's No. 1 class in 2018.

An original member of Bret Bielema's staff at Arkansas in 2013, Pittman helped build the Razorbacks' offensive line into one of the best in the league. He quickly made an impact, helping Travis Swanson earn first-team All-America honors and be a Rimington Trophy finalist in 2013. His first two offensive lines at Arkansas led the SEC in sacks allowed per game and his offensive line in 2014 paved the way for two 1,000-yard rushers in Jonathan Williams and Alex Collins. That OL also averaged 328.4 pounds per player as the largest offensive line in the FBS and NFL that season.

In Pittman's final year in Fayetteville his offensive line contributed to an offense that finished second in the SEC in total offense (456.8 ypg), second in scoring (40.2 ppg) and third in passing offense (264.2 ypg). During his tenure with the Razorbacks, Pittman mentored some of the best offensive linemen at Arkansas in recent memory, including Swanson, Sebastian Tretola, Dan Skipper and Frank Ragnow.

Pittman's coaching career began in 1987 as the head coach at Princeton (Mo.) HS. He coached at Hutchinson (Kan.) CC for three seasons, including the final two as the head coach, before getting his first FBS opportunity at Northern Illinois in 1994. He later returned to NIU to help the Huskies to a pair of division championships and two bowl games. Pittman got his first experience in the SEC in 2012 when he joined the staff at Tennessee.

Pittman played defensive end at Pittsburg State, where he was a first-team NAIA All-American and twice earned all-conference recognition. He graduated with a bachelor's degree in 1986 and was inducted into the PSU Athletics Hall of Fame in 1998. He is married to his wife, Jamie.

COACHING HISTORY

2020	Arkansas Head Coach
2019	Georgia Associate Head Coach/OL
2016-18	Georgia Offensive Line
2013-15	Arkansas Asst. HC/OL/Recruiting Coord.
2012	Tennessee Offensive Line
2011	North Carolina Associate Head Coach/OL
2007-10	North Carolina Offensive Line
2004-06	Northern Illinois Assistant Head Coach/OL
2003	Northern Illinois Offensive Line
2001	Kansas Offensive Line
2000	Missouri Offensive Line
1999	Western Michigan Assistant Coach
1997-98	Oklahoma Offensive Line
1996	Cincinnati Offensive Tackles/Tight Ends
1994-95	Northern Illinois Offensive Line
1992-93	Hutchinson (Kan.) CC Head Coach
1991	Hutchinson (Kan.) CC Offensive Line
1989-90	Trenton (Mo.) HS Head Coach
1987-88	Princeton (Mo.) HS Head Coach

DEPTH CHART

OFFENSE

WR	8	Mike Woods	So. // 6-1 // 196
	6	Kendall Catalon	R-Jr. // 5-9 // 182
WR	16	Treyton Burks	So. // 6-3 // 232
	10	De'Vion Warren	Sr. // 5-10 // 186
-OR-	41	T.J. Hammonds	R-Sr. // 5-10 // 192
LT	76	Myron Cunningham	R-Sr. // 6-6 // 325
	73	Noah Gatlin	R-So. // 6-7 // 307
LG	62	Brady Latham	R-Fr. // 6-5 // 296
	57	Shane Clenin	R-Jr. // 6-6 // 316
-OR-	70	Luke Jones	R-So. // 6-5 // 294
C	51	Ricky Stromberg	So. // 6-4 // 311
	66	Ty Clary	Sr. // 6-4 // 298
RG	55	Beaux Limmer	R-Fr. // 6-5 // 293
	71	Ryan Winkel	R-So. // 6-6 // 307
RT	73	Noah Gatlin	R-So. // 6-7 // 307
	78	Dalton Wagner	R-Jr. // 6-9 // 319
QB	13	Feleipe Franks	R-Sr. // 6-6 // 228
	1	KJ Jefferson	R-Fr. // 6-3 // 236
RB	5	Rakeem Boyd	Sr. // 6-0 // 206
	22	Trelon Smith	R-Jr. // 5-9 // 185
TE	82	Hudson Henry	R-Fr. // 6-5 // 249
-OR-	87	Blake Kern	R-Sr. // 6-4 // 269
WR	7	Trey Knox	So. // 6-5 // 207
	19	Tyson Morris	R-Sr. // 6-1 // 202

DEFENSE

JACK	5	Dorian Gerald	R-Sr. // 6-3 // 288
-OR-	56	Zach Williams	So. // 6-4 // 246
	11	Mataio Soli	So. // 6-4 // 235
DT	93	Isaiah Nichols	R-Fr. // 6-3 // 281
	97	Xavier Kelly	R-Sr. // 6-4 // 311
	90	Marcus Miller	R-Fr. // 6-5 // 307
DT	42	Jonathan Marshall	R-Sr. // 6-3 // 317
	91	Taurean Carter	R-Fr. // 6-3 // 291
DE	50	Eric Gregory	R-Fr. // 6-4 // 283
-OR-	13	Julius Coates	R-Jr. // 6-6 // 289
WILL	10	Bumper Pool	Jr. // 6-2 // 229
	30	Levi Draper	R-Jr. // 6-1 // 223
	32	Deon Edwards	R-Sr. // 6-1 // 218
MIKE	31	Grant Morgan	R-Sr. // 5-11 // 222
	28	Andrew Parker	R-So. // 6-2 // 235
	27	Hayden Henry	Sr. // 6-2 // 229
CB	0	Jerry Jacobs	R-Sr. // 5-11 // 203
	19	Khari Johnson	Fr. // 6-0 // 189
SS	1	Jalen Catalon	R-Fr. // 5-10 // 189
	18	Myles Mason	Jr. // 6-2 // 204
BS	15	Simeon Blair	R-So. // 5-10 // 204
-OR-	7	Joe Foucha	Jr. // 5-11 // 188
	2	Myles Slusher	Fr. // 6-0 // 186
CB	21	Montaric Brown	R-Jr. // 6-0 // 190
	17	Hudson Clark	R-Fr. // 6-2 // 176
NB	9	Greg Brooks Jr.	So. // 5-11 // 185
	24	LaDarrius Bishop	R-So. // 6-0 // 192

SPECIAL TEAMS

K	35	A.J. Reed	R-Jr. // 5-11 // 186
	80	Matthew Phillips	So. // 5-10 // 175
P	40	George Caratan	Jr. // 6-2 // 213
-OR-	43	Sam Loy	R-Jr. // 6-1 // 190
LS	48	Jordan Silver	R-Jr. // 6-1 // 235
	39	H.T. Fountain	Sr. // 6-0 // 233
H	40	George Caratan	Jr. // 6-2 // 213
KR	10	De'Vion Warren	Sr. // 5-10 // 186
	16	Treyton Burks	So. // 6-3 // 232
PR	16	Treyton Burks	So. // 6-3 // 232
	14	Nathan Parodi	R-So. // 5-9 // 175

GAME 4: OLE MISS

GAME-BY-GAME OFFENSIVE STARTERS

Opponent	LT	LG	C	RG	RT	TE	TE/WR	QB	RB	WR	WR
Georgia	Cunningham	Latham	Stromberg	Limmer	Gatlin	Hud. Henry	Warren (WR)	Franks	Boyd	Burks	Knox
at Mississippi State	Cunningham	Latham	Stromberg	Limmer	Gatlin	Kern	Woods (WR)	Franks	Boyd	Burks	Knox
at Auburn	Cunningham	Latham	Stromberg	Limmer	Gatlin	Kern	Woods (WR)	Franks	T. Smith	Warren	Knox
Ole Miss											
at Texas A&M											
Tennessee											
at Florida											
LSU											
at Missouri											
Alabama											

GAME-BY-GAME DEFENSIVE STARTERS

Opponent	JACK	DT	DT	DE	WILL	MIKE	CB	SS	BS	CB	NB	DIME
Georgia	Gerald	Nichols	Marshall	Coates	Pool	Morgan	Jacobs	J. Catalon	Blair	Brown	Brooks Jr.	--
at Mississippi State	Z. Williams	--	Marshall	Gregory	Pool	Morgan	Jacobs	J. Catalon	Blair	Brown	Brooks Jr.	Slusher
at Auburn	Z. Williams	Nichols	Marshall	Gregory	Pool	Morgan	Jacobs	J. Catalon	Foucha	Clark	Brooks Jr.	
Ole Miss												
at Texas A&M												
Tennessee												
at Florida												
LSU												
at Missouri												
Alabama												

CAREER STARTS

OFFENSE	2020	2019	2018	2017	TOT	CONS	DEFENSE	2020	2019	2018	2017	TOT	CONS
Feleipe Franks, QB, Sr.	3	*3	*13	*8	27	3	Jarques McClellion, DB, Jr.	-	11	8	-	19	-
Rakeem Boyd, RB, Sr.	2	12	8	-	22	-	Bumper Pool, LB, Jr.	3	12	4	-	19	16
Mike Woods, WR, Jr.	3	12	7	-	22	16	Jerry Jacobs, DB, R-Sr.	3	*2	*11	-	16	3
Trey Knox, WR, So.	3	11	-	-	14	10	Montaric Brown, DB, Jr.	2	10	3	-	15	-
Ricky Stromberg, OL, So.	3	11	-	-	14	14	Greg Brooks Jr., DB, So.	3	12	-	-	15	15
Myron Cunningham, OL, R-Sr.	3	10	-	-	13	8	Joe Foucha, DB, Jr.	1	12	1	-	14	1
Dalton Wagner, OL, R-Jr.	0	12	1	-	13	-	Mataio Soli, DL, So.	-	10	-	-	10	-
Treyton Burks, WR, So.	2	9	-	-	11	-	Dorian Gerald, DL, R-Sr.	1	2	2	-	4	-
Noah Gatlin, OL, R-So.	3	-	2	-	5	3	LaDarrius Bishop, DB, R-So.	-	3	-	-	3	-
Brady Latham, OL, R-Fr.	3	0	-	-	3	3	Jalen Catalon, DB, R-Fr.	3	0	-	-	3	3
Beaux Limmer, OL, R-Fr.	3	0	-	-	3	3	Jonathan Marshall, DL, R-Sr.	3	0	0	0	3	3
Shane Clenin, OL, Jr.	0	1	1	-	2	-	Grant Morgan, LB, R-Sr.	3	0	0	0	3	3
Blake Kern, TE, R-Sr.	2	0	0	0	2	1	Simeon Blair, DB, R-So.	2	0	-	-	2	-
De'Vion Warren, WR, Sr.	2	0	0	0	2	2	Eric Gregory, DL, R-Fr.	2	-	-	-	2	2
Koilan Jackson, WR, R-Jr.	-	1	-	-	1	-	Isaiah Nichols, DL, R-Fr.	2	0	-	-	2	1
John Stephen Jones, QB, R-So.	-	1	-	-	1	-	Zach Williams, DL, So.	2	0	-	-	2	2
KJ Jefferson, QB, R-Fr.	0	1	-	-	1	-	Hayden Henry, LB, Sr.	-	-	1	-	1	-
Jack Lindsey, QB, R-Sr.	-	1	-	-	1	-	Myles Mason, DB, Jr.	-	1	-	-	1	-
Hudson Henry, TE, R-Fr.	1	-	-	-	1	-	Julius Coates, DL, R-Jr.	1	-	-	-	1	-
Trelon Smith, RB, R-Jr.	1	-	0	0	1	1	Myles Slusher, DB, Fr.	1	-	-	-	1	-
							Hudson Clark, DB, R-Fr.	1	-	-	-	1	1

EXPERIENCE ANALYSIS

The chart to the right shows Arkansas' offensive and defensive starting lineups over the last 13 years with numbers representing total starts by classes and percentages of total starts for the entire season.

Season	G	SR	JR	SO	FR	UpperCI%
2020	3 (1-2)	22 (33.3%)	11 (16.7%)	18 (27.3%)	15 (22.7%)	33 (50.0%)
2019	12 (2-10)	77 (29.2%)	55 (20.8%)	73 (27.7%)	59 (22.4%)	132 (50.0%)
2018	12 (2-10)	86 (32.7%)	86 (32.7%)	44 (16.7%)	30 (11.4%)	189 (71.2%)
2017	12 (4-8)	66 (25.0%)	108 (40.1%)	65 (24.6%)	25 (9.5%)	174 (65.9%)
2016	13 (7-6)	114 (39.9%)	82 (28.7%)	70 (24.5%)	20 (6.9%)	196 (68.5%)
2015	13 (8-5)	67 (23.4%)	143 (50.0%)	58 (20.3%)	18 (6.3%)	210 (73.4%)
2014	13 (7-6)	92 (32.2%)	72 (25.2%)	89 (31.1%)	33 (11.5%)	164 (57.3%)
2013	12 (3-9)	107 (40.5%)	59 (22.3%)	57 (21.6%)	41 (15.5%)	166 (66.7%)
2012	12 (4-8)	99 (37.5%)	87 (33.0%)	31 (11.7%)	46 (17.4%)	186 (70.5%)
2011	13 (11-2)	110 (38.5%)	97 (33.9%)	65 (22.7%)	14 (4.9%)	207 (72.4%)
2010	13 (10-3)	102 (35.7%)	107 (37.4%)	44 (15.4%)	33 (11.5%)	209 (73.1%)
2009	13 (8-5)	74 (25.9%)	83 (29.0%)	115 (40.2%)	14 (4.9%)	157 (54.9%)
2008	12 (5-7)	58 (22.0%)	64 (24.2%)	65 (24.6%)	77 (29.2%)	112 (46.2%)

GAME 4: OLE MISS

GAME-BY-GAME BREAKDOWN

	FINAL	SCORE BY QUARTER					FIRST DOWNS					RUSHING			PASSING			OFFENSE		PUNTING	FUMBLES	PENALTY	THIRD	TOTAL
GAME	SCORE	1	2	3	4	OT	RU	PA	PN	TOT	ATT	YDS	TD	C-A-I	YDS	TD	ATT	YDS	NO-AVG	NO-LOST	NO-YDS	DOWNS	TOP	
Georgia	37	0	5	22	10	-	8	10	1	19	42	121	1	28-47-1	266	2	89	387	7-49.9	3-1	12-108	6-20	35:46	
Arkansas	10	7	0	3	0	-	4	8	3	15	28	77	0	20-39-3	203	1	67	280	9-42.0	2-0	10-53	3-14	24:14	
Arkansas	21	7	7	7	0	-	6	10	1	17	37	63	0	20-28-0	212	2	65	275	8-42.2	2-2	5-40	5-14	23:40	
Miss. State	14	7	0	7	0	-	5	19	0	24	24	87	1	43-60-3	313	1	84	400	5-42.6	1-1	4-25	6-17	36:20	
Arkansas	28	0	12	6	10	-	5	15	2	22	42	119	0	22-30-0	318	4	72	437	6-35.3	0-0	6-26	6-15	27:42	
Auburn	30	10	10	0	10	-	14	10	0	24	41	259	1	18-29-0	187	1	70	446	5-37.4	1-0	7-52	6-15	32:18	
Ole Miss																								
Arkansas																								
Arkansas																								
TexasA&M																								
Tennessee																								
Arkansas																								
Arkansas																								
Florida																								
LSU																								
Arkansas																								
Arkansas																								
Missouri																								
Alabama																								
Arkansas																								

AP POLL

As of Oct. 11, 2020

Rank	Team	Record	Points	Previous
1	Clemson (59)	4-0	1546	-
2	Alabama (2)	3-0	1463	-
3	Georgia (1)	3-0	1430	-
4	Notre Dame	3-0	1317	5
5	North Carolina	3-0	1190	8
6	Ohio State	0-0	1152	-
7	Oklahoma State	3-0	1069	10
8	Cincinnati	3-0	971	11
9	Penn State	0-0	970	-
10	Florida	2-1	904	4
11	Texas A&M	2-1	883	21
12	Oregon	0-0	817	-
13	Miami	3-1	790	7
14	Auburn	2-1	703	13
15	BYU	4-0	693	-
16	Wisconsin	0-0	633	-
17	SMU	4-0	522	18
18	Tennessee	2-1	463	14
19	Michigan	0-0	417	20
20	Iowa State	3-1	405	24
21	Louisiana	3-0	342	23
22	Kansas State	3-1	302	NR
23	Virginia Tech	2-1	199	19
24	Minnesota	0-0	177	25
25	USC	0-0	124	NR

Others receiving votes: Marshall 106, NC State 87, Oklahoma 71, Tulsa 62, UCF 57, Boston College 43, Coastal Carolina 38, Utah 29, UAB 29, Iowa 28, West Virginia 25, Army 21, Air Force 12, Memphis 12, Liberty 8, Arizona State 6, Ole Miss 6, LSU 5, Houston 5, Texas 5, Washington 4, Louisiana Tech 2, TCU 2, Missouri 2, Virginia 2, Indiana 1

Dropped from rankings: LSU 17, Texas 22

AMWAY COACHES POLL

As of Oct. 11, 2020

Rank	Team	Record	Points	Previous
1	Clemson (55)	4-0	1543	-
2	Alabama (5)	3-0	1478	-
3	Georgia	3-0	1424	-
4	Notre Dame	3-0	1332	5
5	Ohio State (2)	0-0	1194	6
6	North Carolina	3-0	1175	9
7	Oklahoma State	3-0	1056	10
8	Penn State	0-0	1005	-
9	Florida	2-1	928	3
10	Cincinnati	3-0	906	11
11	Texas A&M	2-1	801	20
12	Miami	3-1	795	7
13	BYU	4-0	759	15
14	Auburn	2-1	735	13
15	Wisconsin	0-0	687	25
16	Oregon	0-0	646	17
17	Tennessee	2-1	505	12
18	SMU	4-0	464	21
19	Michigan	0-0	454	-
20	Iowa State	3-1	372	24
21	Louisiana	3-0	280	23
22	Kansas State	3-1	276	NR
23	Virginia Tech	2-1	156	18
24	USC	0-0	147	NR
25	Minnesota	0-0	146	NR

Others receiving votes: UCF 93, NC State 89, Oklahoma 87, Marshall 73, Boston College 68, Iowa 53, Coastal Carolina 48, Utah 44, West Virginia 39, UAB 38, Army 37, Boise State 36, Tulsa 20, Mississippi State 20, Memphis 17, TCU 16, Air Force 13, Ole Miss 13, Arizona State 12, Kentucky 8, Liberty 8, California 7, Houston 7, Texas 7, Missouri 6, Stanford 6, Washington 6, Louisiana Tech 5, Nebraska 5, LSU 4, Arkansas 1

Dropped from rankings: LSU 16, Texas 22, UCF 25

GAME 4: OLE MISS

ARKANSAS INDIVIDUAL SEASON-HIGHS

Rush Attempts	21	Trelon Smith, 10/10 at Auburn
Yards Rushing	81	Trelon Smith, 10/10 at Auburn
TD Rushes	-	--
Long Rush	19	KJ Jefferson, 9/26 vs. Georgia
Pass Attempts	36	Feleipe Franks, 9/26 vs. Georgia
Pass Completions	22	Feleipe Franks, 10/10 at Auburn
Yards Passing	318	Feleipe Franks, 10/10 at Auburn
TD Passes	4	Feleipe Franks, 10/10 at Auburn
Long Pass	52	Feleipe Franks, 10/3 at Miss. State
Receptions	7	Treyton Burks, 9/26 vs. Georgia
Yards Receiving	102	Treyton Burks, 9/26 vs. Georgia
TD Receptions	2	De'Vion Warren, 10/10 at Auburn
Long Reception	52	De'Vion Warren, 10/3 at Miss. State
Field Goals	1 (2x)	last A.J. Reed, 10/10 at Auburn
Long Field Goal	25	A.J. Reed, 9/26 vs. Georgia
Punts	7	George Caratan, 10/3 at Miss. State
Punting Avg.	49.6	George Caratan, 9/26 vs. Georgia
Long Punt	57	George Caratan, 9/26 vs. Georgia
Punts Inside 20	3	George Caratan, 10/3 at Miss. State
Long Punt Return	-1	Nathan Parodi, 10/3 at Miss. State
Long Kickoff Return	10	De'Vion Warren, 9/26 vs. Georgia
Tackles	20	Bumper Pool, 10/3 at Miss. State
Sacks	1.5	Dorian Gerald, 9/26 vs. Georgia
Tackles For Loss	1.5 (2x)	Gerald, Z. Williams, 9/26 vs. Georgia
Interceptions	2	Joe Foucha, 10/3 at Miss. State

ARKANSAS TEAM GAME-HIGHS

Rushes	42	10/10 at Auburn
Yards Rushing	119	10/10 at Auburn
Yards Per Rush	2.8	10/10 at Auburn
TD Rushes	-	--
Pass Attempts	39	9/26 vs. Georgia
Pass Completions	22	10/10 at Auburn
Yards Passing	318	10/10 at Auburn
Yards Per Pass Comp.	14.5	10/10 at Auburn
TD Passes	4	10/10 at Auburn
Total Plays	72	10/10 at Auburn
Total Offense	437	10/10 at Auburn
Yards Per Play	6.1	10/10 at Auburn
Points	28	10/10 at Auburn
Sacks By	3 (2x)	last 10/10 at Auburn
First Downs	22	10/10 at Auburn
Penalties	10	9/26 vs. Georgia
Penalty Yards	53	9/26 vs. Georgia
Turnovers	3	9/26 vs. Georgia
Interceptions By	3	10/3 at Miss. State
Punts	9	9/26 vs. Georgia
Punting Avg	42.2	10/3 at Miss. State
Long Punt	57	9/26 vs. Georgia
Punts inside 20	4	10/3 at Miss. State

ARKANSAS' LONGEST PLAYS

Rush	19	KJ Jefferson, 9/26 vs. Georgia
Pass	52	Franks to Warren, 10/3 at Miss. State
Field Goal	25	A.J. Reed, 9/26 vs. Georgia
Punt	57	George Caratan, 9/26 vs. Georgia
Punt Return	-1	Nathan Parodi, 10/3 at Miss. State
Kickoff Return	10	De'Vion Warren, 9/26 vs. Georgia
Interception Return	69	Greg Brooks Jr, 10/3 at Mississippi State
Fumble Return	7	Myles Slusher, 9/26 vs. Georgia

OPPONENT INDIVIDUAL SEASON-HIGHS

Rush Attempts	20	Tank Bigsby, 10/10 at Auburn
Yards Rushing	146	Tank Bigsby, 10/10 at Auburn
TD Rushes	1 (3x)	last Bo Nix, 10/10 at Auburn
Long Rush	41	D.J. Williams, 10/10 at Auburn
Pass Attempts	59	K.J. Costello, 10/3 at Miss. State
Pass completions	43	K.J. Costello, 10/3 at Miss. State
Yards Passing	313	K.J. Costello, 10/3 at Miss. State
TD Passes	2	Stetson Bennett, 9/26 vs. Georgia
Long Pass	34	K.J. Costello, 10/3 at Miss. State
Receptions	10 (2x)	last A. Schwartz, 10/10 at Auburn
Yards Receiving	100	A. Schwartz, 10/10 at Auburn
TD Receptions	1 (4x)	last A. Schwartz, 10/10 at Auburn
Long Reception	34	Osirus Mitchell, 10/3 at Miss. State
Field Goals	3	Anders Carlson, 10/10 at Auburn
Long Field Goal	47	Anders Carlson, 10/10 at Auburn
Punts	7	Jake Camarda, 9/26 vs. Georgia
Punting Avg.	51.0	Reed Bowman, 10/3 at Miss. State
Long Punt	63	Jake Camarda, 9/26 vs. Georgia
Punts Inside 20	5	Jake Camarda, 9/26 vs. Georgia
Long Punt Return	23	T. Stevenson, 9/26 vs. Georgia
Long Kickoff Return	48	Kenny McIntosh, 9/26 vs. Georgia
Tackles	13 (2x)	Zakoby McClain, 10/10 at Auburn
Sacks	1.5	Nolan Smith, 9/26 vs. Georgia
Tackles for Loss	2.0	Colby Wooden, 10/10 at Auburn
Interceptions	2	Richard LeCounte, 9/26 vs. Georgia

OPPONENT TEAM GAME-HIGHS

Rushes	42	9/26 vs. Georgia
Yards Rushing	259	10/10 at Auburn
Yards per Rush	6.3	10/10 at Auburn
TD Rushes	1 (3x)	last 10/10 at Auburn
Pass Attempts	60	10/3 at Miss. State
Pass Completions	43	10/3 at Miss. State
Yards Passing	313	10/3 at Miss. State
Yards per Pass Comp.	10.4	10/10 at Auburn
TD Passes	2	9/26 vs. Georgia
Total Plays	89	9/26 vs. Georgia
Total Offense	446	10/10 at Auburn
Yards per Play	6.4	10/10 at Auburn
Points	37	9/26 vs. Georgia
Sacks By	3 (2x)	last 10/10 at Auburn
First Downs	24 (2x)	last 10/10 at Auburn
Penalties	12	9/26 vs. Georgia
Penalty Yards	108	9/26 vs. Georgia
Turnovers	4	10/3 at Miss. State
Interceptions By	3	9/26 vs. Georgia
Punts	7	9/26 vs. Georgia
Punting Avg.	49.9	9/26 vs. Georgia
Long Punt	63	9/26 vs. Georgia
Punts Inside 20	5	9/26 vs. Georgia

OPPONENT'S LONGEST PLAYS

Rush	41	D.J. Williams, 10/10 at Auburn
Pass	34	Costello to Mitchell, 10/3 at Miss. State
Field Goal	47	Anders Carlson, 10/10 at Auburn
Punt	63	Jake Camarda, 9/26 vs. Georgia
Punt Return	23	T. Stevenson, 9/26 vs. Georgia
Kickoff Return	48	Kenny McIntosh, 9/26 vs. Georgia
Interception Return	38	Richard LeCounte, 9/26 vs. Georgia
Fumble Return	0	Brule, Craft, 10/3 at Miss. State

THE LAST TIME ARKANSAS . . .

RUSHING

Had 500+ yards rushing	vs. South Carolina, 2007 (542)
Had 400+ yards rushing:	at Texas Tech, 2014 (438)
Had 400+ yards rushing in consecutive games	at Texas Tech, 2014 (438)
	vs. Nicholls, 2014 (495)
Had 300+ yards rushing:	vs. Ole Miss, 2018 (300)
Had 300+ yards rushing in consecutive games	at Texas Tech, 2014 (438)
	vs. Nicholls, 2014 (495)
Had 300+ yards rushing in three consecutive games	at Alabama, 2007 (301)
	vs. Kentucky, 2007 (338)
	vs. North Texas, 2007 (446)
Had 300+ yards rushing in four consecutive games	vs. Troy, 2007 (350)
	at Alabama, 2007 (301)
	vs. Kentucky, 2007 (338)
	vs. North Texas, 2007 (446)
Had 250+ yards rushing:	vs. Western Kentucky, 2019 (253)
Had 200+ yards rushing:	vs. Western Kentucky, 2019 (253)
Had 200+ yards in consecutive games	vs. Coastal Carolina, 2017 (259) and at Ole Miss, 2017 (265)
Had 70+ rushing attempts:	at Kentucky, 2003 (71)
Had 60+ rushing attempts:	at Texas Tech, 2014 (68)
Had 50+ rushing attempts:	vs. Tulsa, 2018 (53)
Had 7+ rushing TDs:	at Texas Tech, 2014 (7)
Had 6+ rushing TDs:	vs. UT Martin, 2015 (6)
Had 6+ rushing TDs in consecutive games	vs. Nicholls, 2014 (6)
	at Texas Tech, 2014 (7)
Had 5+ rushing TDs:	at Mississippi State, 2016 (5)
Had 5+ rushing TDs in consecutive games	vs. Nicholls, 2014 (6)
	at Texas Tech, 2014 (7)
Had 4+ rushing TDs:	vs. Missouri, 2017 (4)
Had 4+ rushing TDs in consecutive games	vs. UT Martin, 2015 (6) and vs. Auburn, 2015 (4)
Had 3+ rushing TDs:	vs. Western Kentucky, 2019 (3)
Had 3+ rushing TDs in consecutive games	vs. Texas A&M, 2017 (3) and vs. New Mexico State, 2017 (3)
Had 3+ rushing TDs in three straight games	at Texas Tech, 2014 (7)
	vs. NIU, 2014 (3)
	vs. Texas A&M, 2014 (3)
Had 2+ players with 100 yards rushing:	at Mississippi State, 2016 (Williams III - 205, Whaley - 112)
Had 3+ players with 100 yards rushing:	vs. North Texas, 2007 (McFadden - 138, Jones - 132, Barnett - 105)

PASSING

Had 500+ yards passing:	vs. Texas A&M, 2011 (510)
Had 400+ yards passing:	vs. Alabama, 2016 (400)
Had 300+ yards passing:	at Auburn, 2020 (318)
Had 200+ yards passing:	at Auburn, 2020 (318)
Had 50+ pass attempts	vs. San Jose State, 2019 (50)
Had 40+ pass attempts:	vs. Auburn, 2019 (40)
Had 30+ pass attempts:	at Auburn, 2020 (30)
Had 30+ pass completions:	vs. Mississippi State, 2015 (30)
Had 25+ pass completions:	vs. Georgia, 2020 (28)
Had 20+ pass completions:	at Auburn, 2020 (22)
Had fewer than 10 pass completions	vs. TCU, 2017 (9)
Had 7+ passing TDs:	vs. Mississippi State, 2015 (7)
Had 6+ passing TDs:	vs. Mississippi State, 2015 (7)
Had 5+ passing TDs:	vs. Mississippi State, 2015 (7)
Had 4+ passing TDs:	at Auburn, 2020 (4)
Had 3+ passing TDs:	vs. San Jose State, 2019 (3)
Had 5+ passes intercepted	vs. San Jose State, 2019 (5)
Had 4+ passes intercepted:	vs. San Jose State, 2019 (5)
Had 3+ passes intercepted:	vs. Georgia, 2020 (3)

RECEIVING

Had two players with 100 yards receiving:	at Ole Miss, 2015 (Morgan - 122, Reed - 105)
Had 10+ different receivers catch a pass	at Ole Miss, 2019 (10)
Had 9+ different receivers catch a pass	vs. Texas A&M, 2019 (9)
Had 8+ different receivers catch a pass	vs. Texas A&M, 2019 (9)
Had multiple players catch 7+ passes in a game	vs. Mississippi State, 2015 (2)
	(Morgan - 7 & Henry - 7)

COMBINATION OFFENSE

Had one 300-yard passer and one 100-yard rusher in a game:	vs. Colorado State, 2019
	(Starkel - 305 pass & Boyd - 122 rush)
Had one 300-yard passer and one 200-yard rusher in a game:	at Mississippi State, 2016
	(Allen - 303 pass & Williams III - 205 rush)
Had one 100-yard receiver and one 100-yard rusher in a game:	at Missouri, 2016
	(Hatcher - 106 receiving & Williams III - 117 rush)
Had one 100-yard receiver and one 100-yard rusher in consecutive games:	at Missouri, 2016
	(Hatcher - 106 receiving & Williams III - 117 rush)
Had one 200-yard rusher and one 100-yard receiver in a game:	vs. South Carolina, 2006
	(McFadden - 219 rushing & Monk - 192 receiving)
Had one 150-yard rusher and one 150-yard receiver in a game:	vs. Texas A&M, 2015
	(Collins - 151 rushing & Morgan - 155 receiving)
Had four different receivers catch a touchdown pass:	at Mississippi State, 2015
	(Sprinkle - 3, Henry - 2, Morgan - 1, Cornelius - 1)
Had two 100-yard rushers:	at Mississippi State, 2015
	(Williams III - 205 & Whaley - 112)

Had two 100-yard rushers in consecutive games:	at Texas Tech, 2014 (Collins - 145 & Williams - 212)
	vs. Nicholls, 2014 (Collins - 143 & Williams - 131)
Had a 200-yard rusher and a 100-yard rusher in a game:	at Mississippi State, 2015
	(Williams III - 205 & Whaley - 112)
Had two 150-yard rushers in a game:	vs. South Carolina, 2007
	(McFadden - 321 & Jones - 166)
Had three 100-yard rushers in a game:	vs. North Texas, 2007
	(McFadden - 138, Jones - 132 & Barnett - 105)
Had two 100-yard receivers in a game:	at Ole Miss, 2015
	(Morgan - 122 & Reed - 105)

TOTAL OFFENSE

Had 700+ yards total offense:	vs. North Texas, 2007 (713)
Had 600+ yards total offense:	at Mississippi State, 2016 (663)
Had 550+ yards total offense:	at Mississippi State, 2016 (663)
Had 500+ yards total offense:	vs. Colorado State, 2019 (520)
Had 400+ yards total offense:	at Auburn, 2020 (437)
Had 500+ yards total offense in consecutive games:	at Mississippi State, 2016 (661)
	at Missouri, 2016 (503)
Had 85+ plays total offense	at Missouri, 2016 (85)
Had 80+ plays total offense	vs. San Jose State, 2019 (82)
Had 75+ plays total offense	vs. San Jose State, 2019 (82)

SCORING

Scored 70+ points	vs. Nicholls, 2014 (73)
Scored 60+ points	vs. UT Martin, 2015 (63)
Scored 50+ points	vs. Colorado State, 2019 (55)
Scored 40+ points	vs. Colorado State, 2019 (55)
Scored 30+ points	vs. Colorado State, 2019 (55)
Scored 40+ points in three consecutive games	vs. Auburn, 2015 (54)
	vs. UT Martin, 2015 (63)
	at Ole Miss, 2015 (53)
Scored 30+ points in five consecutive games	vs. Auburn, 2015 (54)
	vs. UT Martin, 2015 (63)
	at Ole Miss, 2015 (53)
	at LSU, 2015 (31)
	vs. Mississippi State, 2015 (50)
Scored 40+ points in a half	vs. Nicholls, 2014 (56)
Scored 30+ points in a half	at Eastern Illinois, 2018 (38)
Scored 35+ points in a quarter	vs. Nicholls, 2014 (35)
Scored 28+ points in a quarter	vs. Eastern Illinois, 2018 (2nd-28)
Scored 50+ points in consecutive games	at Ole Miss, 2015 (53)
	vs. UT Martin, 2015 (63)
Scored 50+ points in three consecutive games	vs. Auburn, 2015 (54)
	at Ole Miss, 2015 (53)
	vs. UT Martin, 2015 (63)
Scored 50+ points in consecutive SEC games	vs. Auburn, 2015 (54)
	at Ole Miss, 2015 (53)
Both teams combined for 100+ points	at Mississippi State, 2016 (W, 58-42)
Allowed 60+ points	vs. Alabama, 2018 (65)
Allowed 50+ points	vs. Mississippi State, 2019 (54)
Allowed 40+ points	vs. Western Kentucky, 2019 (45)
Allowed 30+ points	at Auburn, 2020 (30)
Was held scoreless	at Missouri, 2018 (38-0)
Was held scoreless at Donald W. Reynolds Razorback Stadium	vs. Alabama, 2012 (52-0)
Was held scoreless on the road	at Missouri, 2018 (38-0)
Was held scoreless at a neutral site	vs. Ole Miss, 1959 (28-0)
Won a game without a rushing TD	at Mississippi State, 2020
Won a game without a passing TD	vs. Portland State, 2019
Won a game in the last 25 seconds of regulation with a TD	at Georgia, 2010
Won a game in the last 25 seconds of regulation with a field goal	at Ole Miss, 2017
Held opponent scoreless	vs. Tulsa, 2018 (23-0)
Held opponent scoreless at Donald W. Reynolds Razorback Stadium	vs. Tulsa, 2018 (23-0)
Held opponent scoreless on the road	at South Carolina, 2002 (23-0)
Held opponent without a touchdown	vs. Tulsa, 2018 (23-0)
Held opponent without an offensive touchdown	vs. Tulsa, 2018 (23-0)
Held two opponents scoreless in one season	vs. LSU, 2014 (17-0)
	vs. Ole Miss, 2014 (30-0)
Held three opponents scoreless in one season	vs. LSU, 1982 (38-0)
	vs. TCU, 1982 (35-0)
	vs. Texas A&M, 1982 (35-0)
Held an opponent scoreless in consecutive games	vs. LSU, 2014 (17-0)
	vs. Ole Miss, 2014 (30-0)
Held an SEC opponent scoreless	vs. Ole Miss, 2014 (30-0)
Held an SEC opponent scoreless in consecutive games	vs. LSU, 2014 (17-0)
	vs. Ole Miss, 2014 (30-0)
Held two SEC opponents scoreless in one season	vs. LSU, 2014 (17-0)
	vs. Ole Miss, 2014 (30-0)
Scored on the first offensive play of the game	vs. Nicholls, 2014 (Hatcher - 82-yard rush)
Scored on the first offensive series of the game	at Kentucky, 2019 (Boyd 74-yd rush)
Scored a two-point conversion passing	vs. Coastal Carolina, 2017 (Cole Kelley to Jeremy Patton)
Scored a two-point conversion rushing	at Mississippi State, 2016 (Keon Hatcher rush)
Had three players with 2 TDs in a game	vs. Eastern Michigan, 2009 (Green - 2, Davis - 2 & Adams - 2)

THE LAST TIME ARKANSAS . . .

DEFENSE

Held opponent to 10 or fewer first downs: . . . vs. Florida A&M, 2017 (9)
 Held opponent to 0 or fewer yards rushing: . . . vs. Wisconsin, 2007 (-5)
 Held opponent to 25 or fewer yards rushing: . . . vs. New Mexico State, 2017 (11)
 Held opponent to 50 or fewer yards rushing: . . . at Colorado State, 2018 (40)
 Held opponent to 50 or fewer yards passing: . . . vs. Vanderbilt, 2010 (36)
 Held opponent to 100 or fewer yards rushing: . . . at Mississippi State, 2020 (87)
 Held opponent to 100 or fewer yards passing: . . . at Kentucky, 2019 (88)
 Held opponent to 200 or fewer yards total offense: . . . vs. Florida A&M, 2017 (175)
 Held opponent to 250 or fewer yards total offense: . . . vs. Portland State, 2019 (230)
 Held opponent to 300 or fewer yards total offense: . . . vs. Portland State, 2019 (230)
 Intercepted 5+ passes: . . . vs. Florida International, 2007 (5)
 Intercepted 4+ passes: . . . vs. Mississippi State, 2007 (4)
 Intercepted 3+ passes: . . . at Mississippi State, 2020 (3)
 Scored a safety: . . . vs. Toledo, 2015
 Scored a touchdown: . . . at Mississippi State, 2020 (Greg Brooks Jr. - INT)
 Recorded 8+ sacks: . . . at Auburn, 2012 (8)
 Recorded 7+ sacks: . . . at Auburn, 2012 (8)
 Recorded 6+ sacks: . . . vs. Portland State, 2019 (6)
 Recorded 5+ sacks: . . . vs. Portland State, 2019 (6)
 Recorded 4+ sacks: . . . vs. Texas A&M, 2019 (4)
 Had 3 players with 10+ tackles: . . . at Mississippi State, 2020
 . . . Bumper Pool (20), Grant Morgan (15), Jalen Catalon (13)

SPECIAL TEAMS

Returned a punt for a TD: . . . vs. Kansas State, 2011 (Adams - 51 yards)
 Returned two punts for TDs: . . . vs. Missouri State, 2011 (Adams - 61 yards, 69 yards)
 Returned a blocked punt for a TD: . . . vs. Eastern Michigan, 2009 (Armbrust - 1 yard)
 Returned a kickoff for a TD: . . . vs. Auburn, 2017 (Warren - 100)
 Returned a game-opening kickoff for a TD: . . . vs. Northern Illinois, 2014 (Marshall - 97)
 Returned a season-opening kickoff for a TD: . . . vs. Missouri State, 2009 (D. Johnson - 91 yards)
 Returned a blocked FG for a TD: . . . at Mississippi State, 2004 (Brown - 76 yards)
 Blocked one punt: . . . at Alabama, 2015 (Sprinkle)
 Punted 10+ times: . . . at Auburn, 2016 (10)
 Did not punt: . . . vs. Alcorn State, 2016
 Blocked a field goal: . . . vs. Alcorn State, 2016 (Dan Skipper)
 Had a punt blocked: . . . at Auburn, 2020 (Barton Lester)
 Scored on a fake punt: . . . vs. Texas A&M, 2014 (Sam Irwin-Hill - 51 yard rush)
 Scored on a fake field goal: . . . vs. UAB, 2014 (Sebastian Tretola 6 yard pass to Alan D'Appollonio)
 Had a field goal blocked: . . . vs. Kansas State, 2015/16 (Marquel Bryant)
 Blocked a PAT kick: . . . vs. Eastern Illinois, 2018 (Bumper Pool)
 Missed a kicking PAT: . . . at Alabama, 2017 (Connor Limpert)
 Had a kicking PAT blocked: . . . vs. Western Kentucky, 2019 (G. Britton)

MISCELLANEOUS

Had 35+ first downs: . . . at Ole Miss, 2015 (35)
 Had 30+ first downs: . . . vs. Kansas State, 2015 (30)
 Had 25+ first downs: . . . vs. Texas A&M, 2019 (26)
 Had 20+ first downs: . . . at Auburn, 2020 (22)
 Had 20+ passing first downs: . . . vs. Mississippi State, 2015 (21)
 Had 20+ rushing first downs: . . . at Texas Tech, 2014 (24)
 Had 15+ penalties: . . . vs. Air Force, 1975 (17)
 Had 10+ penalties: . . . vs. Georgia, 2020 (10)
 Had no penalties: . . . at Alabama, 2019
 Had 100+ yards in penalties: . . . vs. Texas A&M, 2011 (112)
 Had 35 minutes+ of possession time: . . . at LSU, 2019 (40:21)
 Was involved in an overtime game: . . . vs. Texas A&M, 2017 (L, 50-43)
 Defeated a ranked opponent: . . . at No. 16 Mississippi State, 2020 (21-14)
 Defeated a ranked opponent on the road: . . . at No. 16 Mississippi State, 2020 (21-14)
 Defeated ranked opponents in consecutive games: . . . at No. 18 Ole Miss, 2015 (53-52, OT)
 . . . at No. 9 LSU, 2015 (31-14)
 Won game on final offensive play: . . . at Ole Miss, 2017 (34-yard field goal)
 Zero sacks allowed in a game: . . . vs. Missouri, 2019
 Zero sacks allowed in consecutive games: . . . vs. Toledo, 2015
 . . . vs. Texas Tech, 2015
 Zero sacks allowed in three consecutive games: . . . vs. UTEP, 2015
 . . . vs. Toledo, 2015
 . . . vs. Texas Tech, 2015
 Came back from 15+ points down to win: . . . at Ole Miss, 2017 (down 24 - won 38-37)
 Recorded more points than plays: . . . vs. UT Martin, 2015 (63 points, 56 plays)

THE LAST TIME AN ARKANSAS PLAYER . . .

RUSHING

Rushed 40+ times:	DeCori Birmingham at Kentucky, 2003 (40)
Rushed 35+ times:	Michael Smith at Kentucky, 2008 (35)
Rushed 30+ times:	Alex Collins vs. Missouri, 2015 (30)
Rushed 25+ times:	Devwah Whaley at Colorado State, 2018 (26)
Rushed for 300+ yards:	Darren McFadden vs. South Carolina, 2007 (321)
Rushed for 250+ yards:	Darren McFadden vs. South Carolina, 2007 (321)
Rushed for 200+ yards:	Rawleigh Williams III at Mississippi State, 2016 (205)
Rushed for 175+ yards:	Rakeem Boyd vs. Western Kentucky, 2019 (185)
Rushed for 150+ yards:	Rakeem Boyd vs. Western Kentucky, 2019 (185)
Rushed for 125+ yards:	Rakeem Boyd vs. Western Kentucky, 2019 (185)
Rushed for 100+ yards:	Rakeem Boyd vs. Western Kentucky, 2019 (185)
Rushed for 100+ yards as a true freshman in his first career game:	Chase Hayden vs. Florida A&M, 2017 (120)
Rushed for 100+ yards (quarterback):	Matt Jones vs. Ole Miss, 2004 (126)
Rushed for 150+ yards in consecutive games:	Alex Collins at Texas Tech, 2015 (170)
	vs. Texas A&M, 2015 (151)
	at Tennessee, 2015 (154)
Rushed for 100+ yards in consecutive games:	Rakeem Boyd vs. Western Kentucky, 2019 (185)
	vs. Mississippi State, 2019 (114)
Rushed for 5+ touchdowns:	Alex Collins vs. UT Martin, 2015 (5)
Rushed for 4+ touchdowns:	Rawleigh Williams III at Mississippi State, 2016 (4)
Rushed for 3+ touchdowns:	Rawleigh Williams III at Mississippi State, 2016 (4)
Rushed for 3+ touchdowns (quarterback):	Matt Jones vs. New Mexico State, 2003 (3)
Rushed for 2+ touchdowns:	Rakeem Boyd vs. Western Kentucky, 2019 (2)
Had three players rush for touchdowns:	Hammonds (1), Whaley (1), Cantrell (1) and Kelley (1) vs. Coastal Carolina, 2017
Had four players rush for touchdowns:	Hammonds (1), Whaley (1), Cantrell (1) and Kelley (1) vs. Coastal Carolina, 2017
Had a run of 80+ yards:	Rakeem Boyd vs. Western Kentucky, 2019 (86)
Had a run of 70+ yards:	Rakeem Boyd vs. Western Kentucky, 2019 (86)
Had a run of 60+ yards:	Rakeem Boyd vs. Western Kentucky, 2019 (86)
Had a run of 50+ yards:	Rakeem Boyd vs. Western Kentucky, 2019 (86)
Had 2 TD runs of 50+ yards:	Rakeem Boyd vs. Western Kentucky, 2019 (86, 76)
Had multiple players with a run of 50+ yards:	Rawleigh Williams III (72) & Devwah Whaley (50) at Mississippi State, 2016

PASSING

Passed for 500+ yards:	Tyler Wilson vs. Texas A&M, 2011 (510)
Passed for 450+ yards:	Tyler Wilson vs. Texas A&M, 2011 (510)
Passed for 400+ yards:	Austin Allen vs. Alabama, 2016 (400)
Passed for 350+ yards:	Nick Starkel vs. San Jose State, 2019 (356)
Passed for 300+ yards:	Feleipe Franks at Auburn, 2020 (318)
Passed for 250+ yards:	Feleipe Franks at Auburn, 2020 (318)
Passed for 200+ yards:	Feleipe Franks at Auburn, 2020 (318)
Attempted 50+ passes:	Nick Starkel vs. San Jose State, 2019 (50)
Attempted 45+ passes:	Nick Starkel vs. San Jose State, 2019 (50)
Attempted 35+ passes:	Feleipe Franks vs. Georgia, 2020 (36)
Attempted 30+ passes:	Feleipe Franks at Auburn, 2020 (30)
Completed 25+ passes:	Nick Starkel vs. San Jose State, 2019 (28)
Completed 20+ passes:	Feleipe Franks at Auburn, 2020 (22)
Threw 4+ touchdown passes:	Feleipe Franks at Auburn, 2020 (4)
Threw 3+ touchdown passes:	Feleipe Franks at Auburn, 2020 (4)
Threw 2+ touchdown passes:	Feleipe Franks at Auburn, 2020 (4)
Threw 2+ touchdown passes in consecutive games:	Feleipe Franks at Mississippi State, 2020 (2)
	Feleipe Franks at Auburn, 2020 (4)
Threw 5+ interceptions:	Nick Starkel vs. San Jose State, 2019 (5)
Threw 4+ interceptions:	Nick Starkel vs. San Jose State, 2019 (5)
Threw 3+ interceptions:	Nick Starkel at Alabama, 2019 (3)
Completed pass for 90+ yards:	Matt Jones at Tennessee, 2002 (92)
Completed pass for 80+ yards:	Tyler Wilson vs. Rutgers, 2012 (80)
Completed pass for 70+ yards:	Austin Allen vs. Texas State, 2016 (73)
Completed pass for 60+ yards:	Nick Starkel vs. San Jose State, 2019 (62)
Completed pass for 50+ yards:	Feleipe Franks at Mississippi State, 2020 (52)

RECEIVING

Caught 10+ passes:	Cobi Hamilton vs. LSU, 2012 (10)
Caught 9+ passes:	Drew Morgan at Ole Miss, 2015 (9)
Caught 8+ passes:	Cheyenne O'Grady vs. Texas A&M, 2019 (8)
Caught 7+ passes:	Treyton Burks vs. Georgia, 2020 (7)
Caught 10+ passes in consecutive games:	Cobi Hamilton vs. Tulsa, 2012 (11)
	vs. Ole Miss, 2012 (12)
Had 300+ yards receiving:	Cobi Hamilton vs. Rutgers, 2012 (303)
Had 200+ yards receiving:	Cobi Hamilton vs. Rutgers, 2012 (303)
Had 175+ yards receiving:	Cobi Hamilton vs. Tulsa, 2012 (177)
Had 150+ yards receiving:	Drew Morgan vs. Texas A&M, 2015 (155)
Had 100+ yards receiving:	De'Vion Warren at Mississippi State, 2020 (100)
Had 100+ yards receiving in consecutive games:	Jordan Jones, vs. Missouri, 2017 (122)
	vs. Eastern Illinois, 2018 (132)
Had 100+ yards receiving (tight end):	Hunter Henry vs. Mississippi State, 2015 (129)
Caught 3+ TD passes:	Jeremy Sprinkle vs. Mississippi State, 2015 (3)
Caught 2+ TD passes:	De'Vion Warren at Auburn, 2020 (2)
Caught 2+ TD passes (tight end):	Cheyenne O'Grady vs. LSU, 2018 (2)
2+ tight ends caught TD passes:	Hunter Henry (2) & Jeremy Sprinkle (3) vs. Mississippi State, 2015

TOTAL OFFENSE

Had 450+ yards total offense:	Tyler Wilson vs. Texas A&M, 2011 (481)
Had 400+ yards total offense:	Brandon Allen vs. Mississippi State, 2015 (411)
Had 350+ yards total offense:	Nick Starkel vs. San Jose State, 2019 (364)
Had 300+ yards total offense:	Feleipe Franks at Auburn, 2020 (346)
Had 100 yards both passing and rushing:	Matt Jones vs. Ole Miss, 2004 (Rushing - 126, Passing - 108)

SCORING

Accounted for 5+ touchdowns:	Rawleigh Williams III at Mississippi State, 2016 (5)
Accounted for 4+ touchdowns:	Feleipe Franks at Auburn, 2020 (4)
Accounted for 3+ touchdowns:	Feleipe Franks at Auburn, 2020 (4)
Scored 4+ touchdowns:	Rawleigh Williams III at Mississippi State, 2016 (5)
Scored 3+ touchdowns:	Rawleigh Williams III at Mississippi State, 2016 (5)
Scored 2+ touchdowns:	De'Vion Warren at Auburn, 2020 (2)
Multiple players score 2+ touchdowns:	Chase Hayden (2) and Jonathan Nance (2) vs. New Mexico State, 2017

DEFENSE

Intercepted 3+ passes:	Michael Grant vs. Louisiana-Monroe, 2006 (3)
Intercepted 2+ passes:	Joe Foucha at Mississippi State, 2020 (2)
Recovered 2+ fumbles:	Chevin Calloway vs. Eastern Illinois, 2018 (2)
Forced 2+ fumbles:	McTelvin Agim at Colorado State, 2018 (2)
Recorded 5+ sacks:	Wayne Martin vs. Ole Miss, 1988 (5.0)
Recorded 3+ sacks:	Chris Smith vs. Southern Miss, 2013 (3.0-22)
Recorded 2+ sacks:	Jamario Bell vs. Texas A&M, 2019 (2.0-11)
Recorded 5+ tackles for loss:	Jermaine Brooks vs. Auburn, 2001 (5-16)
Recorded 3+ tackles for loss:	McTelvin Agim vs. Tulsa, 2018 (3.5-18)
Recorded 20+ tackles:	Bumper Pool at Mississippi State, 2020 (20)
Recorded 10+ tackles:	Jalen Catalon at Auburn, 2020 (14)
Recorded 10+ tackles in back-to-back games:	Jalen Catalon at Mississippi State, 2020 (13)
	at Auburn (14)
Recorded 10+ tackles in three straight games:	De'Jon Harris vs. Texas A&M, 2018 (16)
	vs. Alabama, 2018 (11)
	vs. Ole Miss, 2018 (13)
Recorded 15+ tackles in back-to-back games:	Tony Bua vs. Kentucky, 2003 (15)
	vs. South Carolina, 2003 (19)
Recorded 15+ tackles twice in one season:	Brooks Ellis vs. Alabama, 2015 (15)
	vs. Mississippi State, 2015 (15)
Returned an interception for a touchdown:	Greg Brooks Jr. at Mississippi State 2020
Returned a fumble for a touchdown:	De'Jon Harris (6) vs. Texas A&M, 2019

SPECIAL TEAMS

Scored 10+ points kicking:	Connor Limpert vs. Colorado State, 2019 (13)
Made 5+ field goals:	Kendall Trainor vs. Texas A&M, 1988 (5)
Made 4+ field goals:	Connor Limpert vs. Ole Miss, 2018 (4)
Made two field goals of 50+ yards:	Steve Little vs. Oklahoma State, 1976 (53 & 57)
Made one field goal of 50+ yards:	Connor Limpert vs. Colorado State, 2019 (54)
Kicked a punt of 70+ yards:	Sam Irwin-Hill vs. South Carolina, 2013 (79)
Kicked a punt of 60+ yards:	Reid Bauer vs. Ole Miss, 2018 (64)
Punted 10+ times:	Toby Baker at Auburn, 2016 (10)
Totaled 175+ kick return yards:	DeCori Birmingham vs. Alabama, 2002 (197)
Totaled 150+ kick return yards:	Dennis Johnson at Texas, 2008 (150)
Totaled 100+ kick return yards:	Treyton Burks vs. Mississippi State, 2019 (134)
Totaled 50+ punt return yards:	D.J. Dean vs. Nicholls, 2014 (94)

THE LAST TIME AN OPPONENT ...

RUSHING

Had 500+ yards rushing:	at Auburn, 2016 (543)
Had 400+ yards rushing:	Mississippi State, 2019 (460)
Had 300+ yards rushing:	Mississippi State, 2019 (460)
Had 200+ yards rushing:	at LSU, 2019 (260)
Had 70+ rushing attempts:	at Mississippi State, 2010 (70)
Had 60+ rushing attempts:	Missouri, 2017 (60)
Had 50+ rushing attempts:	Mississippi State, 2019 (57)
Had 7+ rushing TDs:	at Auburn, 2016 (7)
Had 6+ rushing TDs:	at Auburn, 2016 (7)
Had 5+ rushing TDs:	at LSU, 2019 (5)
Had 4+ rushing TDs:	at LSU, 2019 (5)

PASSING

Had 500+ yards passing:	Mississippi State, 2015 (508)
Had 400+ yards passing:	San Jose State, 2019 (402)
Had 300+ yards passing:	at Mississippi State, 2020 (313)
Had 200+ yards passing:	at Mississippi State, 2020 (313)
Had 60+ pass attempts:	at Mississippi State, 2020 (60)
Had 50+ pass attempts:	at Mississippi State, 2020 (60)
Had 40+ pass attempts:	at Mississippi State, 2020 (60)
Had 30+ pass attempts:	at Mississippi State, 2020 (60)
Had 40+ pass completions:	at Mississippi State, 2020 (43)
Had 30+ pass completions:	at Mississippi State, 2020 (43)
Had 25+ pass completions:	at Mississippi State, 2020 (43)
Had 20+ pass completions:	at Mississippi State, 2020 (43)
Had 5+ passing TDs:	at Mississippi State, 2018 (5)
Had 4+ passing TDs:	Auburn, 2019 (4)
Had 3+ passing TDs:	at LSU, 2019 (3)

RECEIVING

Had two players with 100-yards receiving in a game:	Alabama, 2018 (Jerry Jeudy, 135 - Irv Smith Jr., 123)
Had 4+ players catch 5+ passes:	at Mississippi State, 2020 (J. Marks - 10, Dillon Johnson - 8, Jaden Walley - 6, Osirus Mitchell - 5, Malik Heath - 5)
Had 3+ players catch 5+ passes:	at Mississippi State, 2020 (J. Marks - 10, Dillon Johnson - 8, Jaden Walley - 6, Osirus Mitchell - 5, Malik Heath - 5)
Had 10+ players catch a pass:	Mississippi State, 2019 (10)
Had 8+ players catch a pass:	Mississippi State, 2020 (9)

TOTAL OFFENSE

Had 700+ yards total offense:	at Southern California, 2005 (736)
Had 650+ yards total offense:	Missouri, 2017 (696)
Had 600+ yards total offense:	at LSU, 2019 (612)
Had 550+ yards total offense:	at LSU, 2019 (612)
Had 500+ yards total offense:	at LSU, 2019 (612)
Had 400+ yards total offense:	at Auburn, 2020 (446)
Had 100+ plays total offense:	Missouri, 2017 (102)
Had 90+ plays total offense:	Missouri, 2017 (102)
Had 80+ plays total offense:	at Mississippi State, 2020 (84)
Had 75+ plays total offense:	at Mississippi State, 2020 (84)

SCORING

Scored 70+ points:	at Southern California, 2005 (70)
Scored 60+ points:	Alabama, 2018 (65)
Scored 50+ points:	at LSU, 2019 (56)
Scored 40+ points:	at LSU, 2019 (56)
Scored 30+ points:	at Auburn, 2020 (30)
Scored a two-point conversion rushing:	Georgia, 2020
Scored a two-point conversion passing:	at Colorado State, 2018
Failed on a two-point conversion attempt:	Mississippi State, 2019

TURNOVERS

Had 5+ fumbles:	Eastern Illinois, 2018 (6, lost 5)
Had 4+ fumbles lost:	Eastern Illinois, 2018 (5)
Had 3+ fumbles lost:	Eastern Illinois, 2018 (5)
Committed 5+ turnovers:	Eastern Illinois, 2018 (5)
Did not commit a turnover:	Alabama, 2019
Intercepted 8+ Arkansas passes:	at SMU, 1951 (8)
Intercepted 7+ Arkansas passes:	at SMU, 1951 (8)
Intercepted 6+ Arkansas passes:	North Texas, 2018 (6)
Intercepted 5+ Arkansas passes:	San Jose State, 2019 (5)
Intercepted 4+ Arkansas passes:	San Jose State, 2019 (5)
Intercepted 3+ Arkansas passes:	Georgia, 2020 (3)
Returned an interception for a touchdown:	Georgia, 2020
Returned a fumble for a touchdown:	at Missouri, 2018

DEFENSE

Held Arkansas to 10 or fewer first downs:	at Alabama, 2015 (10)
Recorded 9+ sacks:	Oklahoma, 2001 (9.0-55)
Recorded 8+ sacks:	Oklahoma, 2001 (9.0-55)
Recorded 7+ sacks:	Alabama, 2016 (7.0-53)
Recorded 6+ sacks:	vs. Auburn, 2017 (6.0-34)
Scored a safety:	Georgia, 2020
Held Arkansas to 50 or fewer yards rushing:	LSU, 2018 (16)
Held Arkansas to 25 or fewer yards rushing:	LSU, 2018 (16)
Held Arkansas to 100 or fewer yards passing:	Missouri, 2019 (77)
Held Arkansas to 50 or fewer yards passing:	South Carolina, 2013 (30)
Held Arkansas to 300 or less yards total offense:	at Mississippi State, 2020 (275)
Held Arkansas to 200 or less yards total offense:	at Missouri, 2018 (187)
Held Arkansas to 100 or fewer yards both rushing & passing:	Alabama, 2012 (Rush - 58, Pass - 79)

SPECIAL TEAMS

Returned a punt for a TD:	North Texas, 2018
Returned a kickoff for a TD:	vs. Texas A&M, 2018
Punted 10+ times:	Chattanooga, 2007 (12)
Punted 10+ times in consecutive games:	North Texas, 2007 (10)
Did not punt:	Chattanooga, 2007 (12)
Missed a kicking PAT:	Alabama, 2018
Missed two kicking PATs:	Auburn, 2019
Blocked a field goal:	at LSU, 2017
Blocked a punt:	Kansas State, 2015
	at Auburn, 2020

MISCELLANEOUS

Had 30+ first downs:	Ole Miss, 2018 (32)
Had 10+ penalties:	Georgia, 2020 (12)
Had 100+ yards in penalties:	Georgia, 2020 (108)
Had 35+ minutes of possession time:	at Mississippi State, 2020 (36:20)
Had two 100-yard rushers and one 100-yard receiver:	Texas A&M, 2017 (Kellen Mond - 109 rushing, Keith Ford - 102 rushing & Christian Kirk - 110 receiving)
Had one 100-yard rusher and one 100-yard receiver:	at Auburn, 2020 (Tank Bigsby - 146 rushing & Anthony Schwartz - 10 receiving)
Had one 100-yard rusher and two 100-yard receivers:	Alabama, 2018 (Damien Harris - 111 rushing, Jerry Jeudy - 135 receiving & Irv Smith Jr. - 123 receiving)

LAST TIME AN INDIVIDUAL OPPONENT . . .

INDIVIDUAL RUSHING

Rushed 40+ times: Travis Stephens (41), Tennessee (2001)
 Rushed 35+ times: Ish Witter (39), Missouri (2017)
 Rushed 30+ times: Ish Witter (39), Missouri (2017)
 Rushed for 200+ yards: Kylin Hill (234), Mississippi State (2019)
 Rushed for 175+ yards: Clyde Edwards-Helaire (188), at LSU (2019)
 Rushed for 150+ yards: Clyde Edwards-Helaire (188), at LSU (2019)
 Rushed for 125+ yards: Tank Bigsby (146), at Auburn (2020)
 Rushed for 100+ yards: Tank Bigsby (146), at Auburn (2020)
 Rushed for 4+ touchdowns: Nick Fitzgerald (4), Mississippi State (2016)
 Rushed for 3+ touchdowns: Clyde Edwards-Helaire (3), at LSU (2019)
 Had a run of 80+ yards: Clyde Edwards-Helaire (89), at LSU (2019)
 Had a run of 70+ yards: Clyde Edwards-Helaire (89), at LSU (2019)
 Had a run of 60+ yards: Clyde Edwards-Helaire (89), at LSU (2019)
 Had a run of 50+ yards: Clyde Edwards-Helaire (89), at LSU (2019)

INDIVIDUAL PASSING

Passed for 500+ yards: Dak Prescott (508), Mississippi State (2015)
 Passed for 450+ yards: Dak Prescott (508), Mississippi State (2015)
 Passed for 400+ yards: Josh Love (402), San Jose State (2019)
 Passed for 300+ yards: K.J. Costello (313), at Mississippi State (2020)
 Attempted 60+ passes: Kolton Browning (67), Louisiana-Monroe (2012)
 Attempted 50+ passes: K.J. Costello (59), at Mississippi State (2020)
 Attempted 40+ passes: K.J. Costello (59), at Mississippi State (2020)
 Completed 40+ passes: K.J. Costello (59), at Mississippi State (2020)
 Completed 30+ passes: K.J. Costello (59), at Mississippi State (2020)
 Completed 20+ passes: K.J. Costello (59), at Mississippi State (2020)
 Threw 5+ touchdown passes: Drew Lock (5), Missouri (2017)
 Threw 4+ touchdown passes: Nick Fitzgerald (4), at Mississippi State (2018)
 Threw 3+ touchdown passes: Joe Burrow (3), at LSU (2019)
 Completed a pass for 90+ yards: Trevor Knight (92), Texas A&M (2016)
 Completed a pass for 80+ yards: Kellen Mond (81), Texas A&M (2017)
 Completed a pass for 70+ yards: Patrick O'Brien (75), Colorado State (2019)
 Completed a pass for 60+ yards: Ty Storey (69), Western Kentucky (2019)

INDIVIDUAL RECEIVING

Caught 15+ passes: Willie Goshu (17), Auburn (1995)
 Caught 10+ passes: Anthony Schwartz (10), at Auburn (2020)
 Caught 7+ passes: Anthony Schwartz (10), at Auburn (2020)
 Had 200+ yards receiving: Jamayel Smith (208), Mississippi State (2007)
 Had 150+ yards receiving: Tre Walker (161), San Jose State (2019)
 Had 100+ yards receiving: Anthony Schwartz (100), at Auburn (2020)
 Caught 3+ TD passes: A. Hollins (3), Eastern Illinois (2018)
 Caught 2+ TD passes: Ja'Marr Chase (2), at LSU (2019)

INDIVIDUAL TOTAL OFFENSE

Had 400+ yards total offense: Jordan Ta'amu (528; Pass - 387, Rush - 141), Ole Miss (2018)
 Had 300+ yards total offense: Joe Burrow (351; Pass - 327, Rush - 24), at LSU (2019)
 Had 100 yards both passing and rushing: Jordan Ta'amu (528; Pass - 387, Rush - 141), Ole Miss (2018)

INDIVIDUAL SCORING

Accounted for 6+ touchdowns: Nick Fitzgerald (Mississippi State), 2016 (6)
 Accounted for 5+ touchdowns: Nick Fitzgerald (Mississippi State), 2018 (5)
 Accounted for 4+ touchdowns: Bo Nix (Auburn), 2018 (3 pass, 1 rush)
 Scored 4+ touchdowns: Peyton Barber (Auburn), 2015 (4)
 Scored 3+ touchdowns: Kylin Hill (Mississippi State), 2019 (3)

INDIVIDUAL DEFENSE

Intercepted 3+ passes: Minkah Fitzpatrick (3), Alabama (2016)
 Intercepted 2+ passes: Richard LeCounte (2), Georgia (2020)
 Recorded 3+ sacks: JaCoby Stevens (3.0), at LSU (2019)
 Recorded 2+ sacks: JaCoby Stevens (3.0), at LSU (2019)

SPECIAL TEAMS

Kicked 5+ field goals: Dan Nystrom (5-5), Minnesota (2002)
 Kicked four field goals: Wyatt Bryan (4-4), at Colorado State (2018)
 Returned a punt for a TD: Keegan Brewer, North Texas (2018)
 Returned a kick for a TD: Jashaun Corbin, vs. Texas A&M (2018)

GAME 4: OLE MISS

ARKANSAS BIG PLAYS FROM SCRIMMAGE

Opponent	Rushing					Passing			
	10-19	20-29	30-39	40-49	50+	20-29	30-39	40-49	50+
Georgia	3	0	0	0	0	3	0	1	0
at Miss. State	2	0	0	0	0	1	0	0	1
at Auburn	3	0	0	0	0	1	2	1	0
Ole Miss									
at Texas A&M									
Tennessee									
at Florida									
LSU									
at Missouri									
Alabama									
Totals	8	0	0	0	0	5	2	2	1

OPPONENT BIG PLAYS FROM SCRIMMAGE

Opponent	Rushing					Passing			
	10-19	20-29	30-39	40-49	50+	20-29	30-39	40-49	50+
Georgia	3	1	0	0	0	2	0	0	0
at Miss. State	1	0	0	0	0	0	1	0	0
at Auburn	10	1	0	1	0	1	2	0	0
Ole Miss									
at Texas A&M									
Tennessee									
at Florida									
LSU									
at Missouri									
Alabama									
Totals	14	2	0	1	0	3	3	0	0

FIRST DOWN GAME LOG

Arkansas					Opponents				
Opponent	Rush	Pass	Penalty	Total	Opponent	Rush	Pass	Penalty	Total
Georgia	4	8	3	15	Georgia	8	10	1	19
at Miss. State	6	10	1	17	at Miss. State	5	19	0	24
at Auburn	5	15	2	22	at Auburn	14	10	0	24
Ole Miss					Ole Miss				
at Texas A&M					at Texas A&M				
Tennessee					Tennessee				
at Florida					at Florida				
LSU					LSU				
at Missouri					at Missouri				
Alabama					Alabama				
TOTAL	15	33	6	54	TOTAL	27	39	1	67

TURNOVER CHART

Takeaways					Giveaways				
Opponent	Fumbles	Interceptions	Total	Pts Off	Fumbles	Interceptions	Total	Points Off	Margin
Georgia	1	1	2	3	0	3	3	14	-1
at Miss. State	1	3	4	7	2	0	2	0	+2
at Auburn	0	0	0	0	0	0	0	0	0
Ole Miss									
at Texas A&M									
Tennessee									
at Florida									
LSU									
at Missouri									
Alabama									
TOTAL	2	4	6	10	2	3	5	14	+1

GAME 4: OLE MISS

DRIVE SUPERLATIVES

Longest Drive

By No. of Plays

By No. of Yards

By Time of Possession

Arkansas

13 2x last (85 yards, 5:30) at Auburn, TD

91 2x last (13 plays, 4:37) at Mississippi St., FUM

5:30 (13 plays, 85 yards) at Auburn, TD

Opponents

15 (75 yards, 7:45) at Mississippi St., TD

81 (13 plays, 5:38) vs. Georgia, TD

7:45 (15 plays, 75 yards) at Mississippi St., TD

Shortest Drive

By No. of Plays

By No. of Yards

By Time of Possession

Arkansas

1 2x last (16 yards, 0:07) at Auburn, end of game

-13 (6 plays, 2:10) at Mississippi St., punt

0:01 (1 play, -4 yards) at Mississippi St., end of half

Opponents

1 (-2 yards, 0:07) vs. Georgia, end of game

-7 (4 plays, 1:51) vs. Georgia, punt

0:07 (1 play, -2 yards) vs. Georgia, end of game

Scoring Drive Breakdown

Yardage	ARKANSAS		OPPONENT	
	TD	FG	TD	FG
No drive	1	-	2	-
Neg. Yards	-	-	-	-
0-9	-	-	-	-
10-19	-	-	-	-
20-29	-	-	1	2
30-39	-	-	-	-
40-49	-	1	-	1
50-59	-	-	1	2
60-69	2	-	1	-
70-79	3	1	2	-
80-89	1	-	2	-
90-99	1	-	-	-
TOTALS	8	2	9	5

Game-Opening Drives

OPP	ARKANSAS			OPPONENTS		
	PTS	ISTS	YDS	PTS	ISTS	YDS
Georgia	0	0	6	0	1	34
at Miss. State	0	0	9	0	3	39
at Auburn	0	0	6	0	1	15
Ole Miss						
at Texas A&M						
Tennessee						
at Florida						
LSU						
at Missouri						
Alabama						
TOTALS	0	0	21	0	5	88

Second Half-Opening Drives

OPP	ARKANSAS			OPPONENTS		
	PTS	ISTS	YDS	PTS	ISTS	YDS
Georgia	3	3	43	0	1	38
at Miss. State	7	5	75	7	6	76
at Auburn	6	6	85	0	3	30
Ole Miss						
at Texas A&M						
Tennessee						
at Florida						
LSU						
at Missouri						
Alabama						
TOTALS	16	14	203	7	10	144

Three & Out Drives

	ARKANSAS	OPPONENT
	THREE-&OUTS/DRIVES	THREE-&OUTS/DRIVES
Georgia	8/16 (50.0%)	1/16 (6.3%)
at Mississippi State	4/13 (30.8%)	3/13 (23.1%)
at Auburn	4/13 (30.8%)	1/11 (9.1%)
Ole Miss		
at Texas A&M		
Tennessee		
at Florida		
LSU		
at Missouri		
Alabama		
TOTALS	16/42 (38.1%)	5/40 (12.5%)

GAME 4: OLE MISS

ARKANSAS DRIVE CHARTS

Georgia					
Qtr.	Time	Start	Pl-Yds	TOP	Result
1st	15:00	AR25	3-6	0:55	punt
1st	11:05	AR09	7-91	2:17	*TOUCHDOWN
1st	07:41	AR10	3-5	0:36	punt
1st	05:14	AR07	3-29	0:41	interception
1st	03:14	AR05	3-2	0:50	punt
1st	00:49	AR01	4-(-1)	1:19	*SAFETY
2nd	11:47	AR20	3-5	1:40	punt
2nd	06:11	AR24	3-6	1:01	punt
2nd	03:37	AR21	6-37	2:37	punt
3rd	12:38	AR49	11-43	4:15	*FIELD GOAL
3rd	06:00	AR16	3-(-1)	1:29	punt
3rd	03:20	AR25	2-2	0:27	interception
3rd	02:53	AR25	3-25	1:00	interception
4th	11:15	AR25	3-6	2:26	punt
4th	05:24	AR11	3-6	1:25	punt
4th	01:23	AR25	8-34	1:16	downs

at Mississippi State

Qtr.	Time	Start	Pl-Yds	TOP	Result
1st	03:59	AR25	3-9	1:01	punt
1st	00:02	AR06	13-91	4:37	fumble
2nd	08:00	AR31	8-69	2:33	*TOUCHDOWN
2nd	04:46	AR48	4-11	1:55	punt
2nd	01:18	AR36	4-3	0:39	punt
2nd	00:01	AR27	1-(-4)	0:01	end of half
3rd	15:00	AR25	11-75	3:39	*TOUCHDOWN
3rd	03:50	AR25	4-15	1:47	punt
4th	14:20	AR47	3-(-4)	1:22	punt
4th	11:13	AR32	2-(-11)	0:32	fumble
4th	08:52	AR13	3-0	1:20	punt
4th	04:39	AR09	3-9	2:04	punt
4th	02:35	MS37	6-(-13)	2:10	punt

at Auburn

Qtr.	Time	Start	Pl-Yds	TOP	Result
1st	15:00	AR25	3-6	1:18	punt
1st	10:56	AR10	5-25	2:24	punt
1st	05:56	AR03	3-1	1:24	punt
1st	04:32	AR35	3-0	1:22	punt
1st	00:36	AR25	5-22	1:25	punt
2nd	09:22	AR35	8-65	2:58	*TOUCHDOWN
2nd	04:15	AR25	6-75	2:00	*TOUCHDOWN
2nd	00:38	AR25	3-8	0:38	end of half
3rd	09:44	AR15	13-85	5:30	*TOUCHDOWN
4th	14:51	AR25	10-70	3:14	*FIELD GOAL
4th	10:19	AR30	10-70	4:50	*TOUCHDOWN
4th	02:38	AR20	3-2	0:32	punt
4th	00:07	AR25	1-16	0:07	end of game

OPPONENT DRIVE CHARTS

Georgia					
Qtr.	Time	Start	Pl-Yds	TOP	Result
1st	14:05	GA34	6-19	3:00	punt
1st	08:48	GA25	3-9	1:07	punt
1st	07:05	GA50	4-(-7)	1:51	punt
1st	04:33	AR15	3-3	1:19	interception
1st	02:24	GA44	4-9	1:35	punt
2nd	14:30	AR45	7-3	2:43	punt
2nd	10:07	GA39	10-37	3:56	downs
2nd	05:10	GA20	5-5	1:33	punt
2nd	01:00	GA20	8-59	1:00	*FIELD GOAL
3rd	15:00	GA25	6-33	2:22	fumble
3rd	08:23	GA43	6-57	2:23	*TOUCHDOWN
3rd	04:31	AR24	4-24	1:11	*TOUCHDOWN
3rd	01:53	GA19	13-81	5:38	*TOUCHDOWN
4th	08:49	GA25	5-1	3:25	punt
4th	03:59	AR43	6-22	2:36	*FIELD GOAL
4th	00:07	GA41	1-(-2)	0:07	end of game

at Mississippi State

Qtr.	Time	Start	Pl-Yds	TOP	Result
1st	15:00	MS27	7-39	3:16	interception
1st	11:44	MS25	15-75	7:45	*TOUCHDOWN
1st	02:58	MS18	6-38	2:56	punt
2nd	10:25	MS03	5-20	2:25	punt
2nd	05:27	MS25	3-(-3)	0:41	punt
2nd	02:51	MS20	6-26	1:33	interception
2nd	00:39	MS18	3-6	0:38	punt
3rd	11:11	MS24	14-76	7:21	*TOUCHDOWN
3rd	02:03	MS23	6-45	2:43	interception
4th	12:58	MS09	3-8	1:45	punt
4th	10:41	AR21	4-8	1:49	downs
4th	07:32	AR30	7-21	2:53	downs
4th	00:25	MS12	5-31	0:25	end of game

at Auburn

Qtr.	Time	Start	Pl-Yds	TOP	Result
1st	13:42	AU28	5-15	2:46	punt
1st	08:32	AU17	7-39	2:36	punt
1st	03:10	AU23	5-47	2:34	*FIELD GOAL
2nd	14:11	AU20	10-80	4:49	*TOUCHDOWN
2nd	06:16	AU33	4-22	2:01	punt
2nd	02:15	AU35	6-57	1:37	*FIELD GOAL
3rd	14:53	AU24	11-30	5:09	punt
3rd	04:03	AU36	9-64	4:12	*TOUCHDOWN
4th	11:32	AU14	3-8	1:13	punt
4th	05:29	AU35	7-48	2:51	missed fg
4th	02:06	AR45	7-23	1:59	*FIELD GOAL

GAME 4: OLE MISS

ALPHABETICAL ROSTER

No.	Name	Pos.
28	Reid Bauer	P
46	Nathan Bax	TE
24	LaDarius Bishop	DB
15	Simeon Blair	DB
43	Brooks Both	LB
5	Rakeem Boyd	RB
44	Andy Boykin	DL
15	Braden Bratcher	QB
9	Greg Brooks Jr.	DB
34	Martaveous Brown	DB
21	Montaric Brown	DB
26	Donte Buckner	RB
16	Treyton Burks	WR
33	Kelin Burrle	LB
23	Devin Bush	CB
90	Vito Calvaruso	K
40	George Caratan	P
91	Taurean Carter	DL
1	Jalen Catalon	DB
6	Kendall Catalon	WR
4	Malik Chavis	DB
53	Eli Chism	LS
17	Hudson Clark	DB
66	Ty Clary	OL
57	Shane Clinin	OL
13	Julius Coates	DL
85	Harper Cole	WR
86	Kevin Compton	WR
38	Jon Conley	DB
11	Jaquayln Crawford	WR
76	Myron Cunningham	OL
75	Ray Curry Jr.	OL
20	Jordan Curtis	DB
30	Levi Draper	LB
32	Deon Edwards	LB
7	Joe Foucha	DB
39	H.T. Fountain	LS
13	Feleipe Franks	QB
48	Nicholas Fulwider	DL
33	Karch Gardiner	WR
73	Noah Gatlin	OL
5	Dorian Gerald	DL
50	Eric Gregory	DL
92	Elias Hale	DL
41	T.J. Hammonds	WR
95	Morgan Hanna	DL
83	Marcus Henderson	TE/OL
27	Hayden Henry	LB
82	Hudson Henry	TE
2	Malik Hornsby	QB
59	Griffin Hunt	OL
4	Koilan Jackson	WR
99	Enoch Jackson Jr.	DL
0	Jerry Jacobs	DB
1	KJ Jefferson	QB
47	Cedric Johnson	LB
20	Dominique Johnson	RB
19	Khari Johnson	DB
9	John Stephen Jones	QB
70	Luke Jones	OL
97	Xavier Kelly	DL
87	Blake Kern	TE
7	Trey Knox	WR
62	Brady Latham	OL
55	Beaux Limmer	OL
18	Jack Lindsey	QB
43	Sam Loy	P
42	Jonathan Marshall	DL
18	Myles Mason	DB
4	Jarques McClellion	DB
90	Marcus Miller	DL
31	Grant Morgan	LB
19	Tyson Morris	WR
4	Shamar Nash	WR

NUMERICAL ROSTER

No.	Name	Pos.	Ht.	Wt.	Cl.	Exp.	Hometown (Previous School)
0	Jerry Jacobs	DB	5-11	203	R-Sr.	TR	Atlanta, Ga. (South Cobb HS/Arkansas St.)
1	Jalen Catalon	DB	5-10	189	R-Fr.	RS	Mansfield, Texas (Mansfield Legacy HS)
1	KJ Jefferson	QB	6-3	236	R-Fr.	RS	Sardis, Miss. (North Panola HS)
2	Malik Hornsby	QB	6-2	183	Fr.	HS	Missouri City, Texas (Ft. Bend Marshall HS)
2	Myles Slusher	DB	6-0	186	Fr.	HS	Broken Arrow, Okla. (Broken Arrow HS)
3	A'Montae Spivey	RB	6-1	188	R-Fr.	RS	Phenix City, Ala. (Central HS)
3	Nick Turner	DB	5-11	189	Fr.	HS	New Orleans, La. (Brother Martin HS)
4	Malik Chavis	DB	6-2	194	R-Fr.	RS	Rison, Ark. (Rison HS)
4	Koilan Jackson	WR	6-2	228	R-Jr.	2L	Little Rock, Ark. (Joe T. Robinson HS)
4	Jarques McClellion	DB	6-0	188	R-Jr.	2L	Lake Worth, Fla. (American Heritage School)
4	Shamar Nash	WR	6-3	215	R-Fr.	RS	Memphis, Tenn. (IMG Academy)
5	Rakeem Boyd	RB	6-0	206	Sr.	2L	Stratford, Texas (Independence [Kan.] CC)
5	Dorian Gerald	DL	6-3	288	R-Sr.	1L	Florence, S.C. (College of the Canyons [Calif.]
6	Kendall Catalon	WR	5-9	182	R-Jr.	RS	Mansfield, Texas (Southern)
6	Jacorrei Turner	DB	6-2	193	Fr.	HS	Atlanta, Ga. (Woodward Academy)
7	Joe Foucha	DB	5-11	188	Jr.	2L	New Orleans, La. (McDonogh 35 HS)
7	Trey Knox	WR	6-5	207	So.	1L	Murfreesboro, Tenn. (Blackman HS)
8	Mike Woods	WR	6-1	196	Jr.	2L	Magnolia, Texas (Magnolia HS)
9	Greg Brooks Jr.	DB	5-11	185	So.	1L	Harvey, La. (West Jefferson HS)
9	John Stephen Jones	QB	5-11	202	R-So.	1L	Dallas, Texas (Highland Park HS)
10	Bumper Pool	LB	6-2	229	Jr.	2L	Lucas, Texas (Lovejoy HS)
10	De'Vion Warren	WR	5-10	186	Sr.	3L	Monroe, La. (Ouachita Parish HS)
11	Jaquayln Crawford	WR	5-10	172	R-So.	TR	Rockdale, Texas (Rockdale HS/Oklahoma)
11	Mataio Soli	DL	6-4	235	So.	1L	Douglasville, Ga. (Douglas County HS)
13	Julius Coates	DL	6-6	289	R-Jr.	TR	Rockford, Ill. (Guilford HS/East Miss. CC)
13	Feleipe Franks	QB	6-6	228	R-Sr.	TR	Crawfordville, Fla. (Wakulla HS/Florida)
14	Nathan Parodi	DB	5-9	175	R-So.	1L	Austin, Texas (Lake Travis HS)
14	Cade Pearson	QB	6-3	223	R-So.	TR	Texarkana, Texas (Texas HS/North Texas)
15	Simeon Blair	DB	5-10	204	R-So.	1L	Pine Bluff, Ark. (Pine Bluff HS)
15	Braden Bratcher	QB	5-11	172	Fr.	HS	Little Rock, Ark. (Pulaski Academy)
16	Treyton Burks	WR	6-3	232	So.	1L	Warren, Ark. (Warren HS)
17	Hudson Clark	DB	6-2	176	R-Fr.	RS	Dallas, Texas (Highland Park HS)
17	John David White	WR	5-11	171	R-Fr.	RS	Little Rock, Ark. (Pulaski Academy)
18	Jack Lindsey	QB	6-2	206	R-Sr.	2L	Fayetteville, Ark. (Springdale HS)
18	Myles Mason	DB	6-2	204	Jr.	2L	Trussville, Ala. (Hewitt-Trussville HS)
19	Khari Johnson	DB	6-0	189	Fr.	HS	Boston, Mass. (Suffield Academy)
19	Tyson Morris	WR	6-1	202	R-Sr.	2L	Helena-West Helena, Ark. (Fayetteville HS)
20	Jordan Curtis	DB	6-0	176	R-Jr.	2L	Jenks, Okla. (Jenks HS)
20	Dominique Johnson	RB	6-1	240	Fr.	HS	Crowley, Texas (Crowley HS)
21	Montaric Brown	DB	6-0	190	R-Jr.	2L	Ashdown, Ark. (Ashdown HS)
22	Trelon Smith	RB	5-9	185	R-Jr.	RS	Houston, Texas (Arizona State)
23	Devin Bush	DB	6-0	200	R-Fr.	RS	New Orleans, La. (Edna Karr HS)
23	Josh Oglesby	RB	5-8	174	R-So.	SQ	Katy, Texas (Katy HS)
24	LaDarius Bishop	DB	6-0	192	R-So.	1L	Ashdown, Ark. (Ashdown HS)
25	Zach Zimos	LB	6-4	225	R-Fr.	RS	Sugar Land, Texas (Fort Bend Travis HS)
26	Donte Buckner	RB	5-11	192	Fr.	HS	Pine Bluff, Ark. (White Hall HS)
26	Micahh Smith	DB	6-0	211	R-Sr.	3L	Marshall, Texas (Marshall HS)
27	Hayden Henry	LB	6-2	229	Sr.	3L	Little Rock, Ark. (Pulaski Academy)
28	Reid Bauer	P	5-11	205	R-So.	RS	Magnolia, Texas (Magnolia HS)
28	Andrew Parker	LB	6-2	235	R-So.	1L	New Orleans, La. (Sophie B. Wright HS)
29	Asa Shearin	LB	6-1	221	R-Fr.	RS	Jonesboro, Ark. (Jonesboro HS)
30	Levi Draper	LB	6-1	223	R-Jr.	TR	Collinsville, Okla. (Collinsville HS/Oklahoma)
31	Grant Morgan	LB	5-11	222	R-Sr.	3L	Greenwood, Ark. (Greenwood HS)
32	Deon Edwards	LB	6-1	218	R-Sr.	3L	Clermont, Fla. (Lake Minneola HS)
32	Reid Turner	RB	5-10	181	R-Fr.	RS	Farmington, Ark. (Farmington HS)
33	Kelin Burrle	LB	6-0	212	Fr.	HS	Harvey, La. (Helen Cox HS)
33	Karch Gardiner	WR	5-9	176	R-Fr.	RS	El Paso, Texas (Del Valle HS)
34	Martaveous Brown	DB	6-0	182	Jr.	SQ	Marianna, Ark. (Arkansas Tech)
35	A.J. Reed	K	5-11	186	R-Sr.	TR	Prattville, Ala. (Prattville HS/Duke)
35	Jake Yurachek	LB	6-0	233	R-So.	1L	Friendswood, Texas (Friendswood HS/Colorado)
37	Eric Thomas Jr.	LB	6-3	248	Fr.	HS	Pensacola, Fla. (Booker T. Washington HS)
38	Jon Conley	DB	6-0	169	R-Fr.	SQ	Fayetteville, Ark. (Fayetteville HS)
39	H.T. Fountain	LS	6-0	233	Sr.	TR	Flomaton, Ala. (Lindsey Wilson/Escambia Academy)
40	George Caratan	P	6-2	213	Jr.	TR	Pacific Palisades, Calif. (St. Thomas More HS/Mich.)
41	T.J. Hammonds	WR	5-10	192	R-Sr.	3L	Little Rock, Ark. (Joe T. Robinson HS)
42	Jonathan Marshall	DL	6-3	317	R-Sr.	3L	Shepherd, Texas (Shepherd HS)
43	Brooks Both	LB	6-0	225	Fr.	HS	Harrison, Ark. (Harrison HS)
43	Sam Loy	P	6-1	190	R-Sr.	1L	San Clemente, Calif. (Colorado)
44	Andy Boykin	DL	6-4	314	Fr.	HS	Lagrange, Ga. (Troup County HS)
44	Cameron Vail	DB	6-1	197	R-So.	SQ	Bryant, Ark. (Bryant HS)
45	Jackson Woodard	LB	6-3	227	Fr.	HS	Little Rock, Ark. (LR Christian Academy)
46	Nathan Bax	TE	6-4	238	R-Fr.	TR	Jefferson City, Mo. (Helias Catholic HS/III. St.)
47	Cedric Johnson	LB	6-0	200	R-So.	RS	Dallas, Texas (University of Mary)
48	Nicholas Fulwider	DL	6-7	301	R-So.	SQ	Tyrone, Ga. (Sandy Creek HS)

GAME 4: OLE MISS

NUMERICAL ROSTER

No.	Name	Pos.	Ht.	Wt.	Cl.	Exp.	Hometown (Previous School)
48	Jordan Silver	LS	6-1	228	R-Jr.	2L	Branson, Mo. (Branson HS)
49	McKinley Williams	LB	6-1	210	R-So.	1L	Sheridan, Ark. (Sheridan HS)
50	Eric Gregory	DL	6-4	283	R-Fr.	RS	Memphis, Tenn. (IMG Academy)
50	Chibueze Nwanna	OL	6-7	338	R-Sr.	SQ	Hyattsville, Md. (Lackawanna CC)
51	Ricky Stromberg	OL	6-4	311	So.	1L	Tulsa, Okla. (Union HS)
52	J.T. Towers	LB	6-4	205	Fr.	HS	Little Rock, Ark. (Joe T. Robinson HS)
53	John Oehrlein	LS	6-1	228	R-Fr.	RS	Austin, Texas (Westlake HS)
53	Eli Chism	LS	6-2	224	Fr.	HS	Shreveport, La. (Calvary Baptist Academy)
54	Austin Nix	OL	6-2	312	R-So.	1L	Texarkana, Ark. (Arkansas HS)
55	Beaux Limmer	OL	6-5	293	R-Fr.	RS	Tyler, Texas (Tyler Lee HS)
56	Zach Williams	DL	6-4	246	So.	1L	Little Rock, Ark. (Joe T. Robinson HS)
57	Shane Clemen	OL	6-6	316	R-Jr.	2L	Festus, Mo. (Jefferson HS)
58	Jashaud Stewart	DL	6-2	223	Fr.	HS	Jonesboro, Ark. (Jonesboro HS)
59	Griffin Hunt	OL	6-4	238	R-So.	SQ	Lucas, Texas (Lovejoy HS)
62	Brady Latham	OL	6-5	296	R-Fr.	RS	Jenks, Okla. (Jenks HS)
66	Ty Clary	OL	6-4	298	Sr.	3L	Fayetteville, Ark. (Fayetteville HS)
67	Payton Simpson	OL	6-4	360	Fr.	HS	Bentonville, Ark. (Bentonville HS)
70	Luke Jones	OL	6-5	294	R-So.	TR	Little Rock, Ark. (Pulaski Academy/Notre Dame)
71	Ryan Winkel	OL	6-6	307	R-So.	1L	Memphis, Tenn. (Christian Brothers HS)
72	Drew Vest	OL	6-6	299	R-Fr.	RS	Searcy, Ark. (Searcy HS)
73	Noah Gatlin	OL	6-7	307	R-So.	SQ	Jonesboro, Ark. (Jonesboro HS)
74	Jalen St. John	OL	6-5	359	Fr.	HS	St. Louis, Mo. (Trinity Catholic HS)
75	Ray Curry Jr.	OL	6-5	320	Fr.	HS	Memphis, Tenn. (White Station HS)
76	Myron Cunningham	OL	6-6	325	R-Sr.	1L	Warren, Ohio (Iowa Central CC)
78	Dalton Wagner	OL	6-9	319	R-Jr.	2L	Spring Grove, Ill. (Richmond Burton HS)
79	Dylan Rathcke	OL	6-5	290	R-Fr.	RS	Baton Rouge, La. (University Lab HS)
80	Matthew Phillips	K/P	5-10	175	R-So.	RS	Brentwood, Tenn. (Brentwood HS)
80	Collin Sutherland	TE	6-5	251	Fr.	HS	Flower Mound, Texas (Marcus HS)
81	Darin Turner	WR	6-3	208	Fr.	HS	Memphis, Tenn. (Central HS)
82	Hudson Henry	TE	6-5	249	R-Fr.	RS	Little Rock, Ark. (Pulaski Academy)
83	Marcus Henderson	TE/OL	6-5	284	Fr.	HS	Memphis, Tenn. (Memphis University School)
85	Harper Cole	WR	5-9	179	Fr.	HS	Aurora, Ill. (Waubonsie Valley HS)
86	Kevin Compton	WR	6-2	176	Fr.	HS	Pine Bluff, Ark. (Watson Chapel HS)
87	Blake Kern	TE	6-4	269	R-Sr.	2L	Lamar, Ark. (Lamar HS)
89	Blayne Toll	TE	6-5	234	Fr.	HS	Hazen, Ark. (Hazen HS)
90	Vito Calvaruso	K	6-2	182	Fr.	HS	Jefferson City, Mo. (Helias Catholic HS)
90	Marcus Miller	DL	6-5	307	R-Fr.	RS	Warren, Ark. (Warren HS)
91	Taurean Carter	DL	6-3	291	R-Fr.	RS	Mansfield, Texas (Mansfield Legacy HS)
92	Elias Hale	DL	6-4	251	R-Sr.	SQ	Fayetteville, Ark. (Fayetteville HS)
93	Isaiah Nichols	DL	6-3	281	R-So.	1L	Springdale, Ark. (Springdale HS)
94	David Porter	DL	6-3	226	R-Jr.	1L	Little Rock, Ark. (Joe T. Robinson HS)
95	Morgan Hanna	DL	6-4	221	R-Fr.	RS	Greenwood, Ark. (Greenwood HS)
97	Xavier Kelly	DL	6-5	311	R-Sr.	TR	Wichita, Kan. (East HS/Clemson)
99	Enoch Jackson Jr.	DL	6-0	298	R-Fr.	RS	Mansfield, Texas (Mansfield Legacy HS)

Roster by Class: Senior - 22 | Junior - 18 | Sophomore - 27 | Freshman - 51

ALPHABETICAL ROSTER

No.	Name	Pos.
93	Isaiah Nichols	DL
54	Austin Nix	OL
50	Chibueze Nwanna	OL
53	John Oehrlein	LS
23	Josh Oglesby	RB
28	Andrew Parker	LB
14	Nathan Parodi	DB
14	Cade Pearson	QB
80	Matthew Phillips	P
10	Bumper Pool	LB
94	David Porter	DL
79	Dylan Rathcke	OL
35	AJ Reed	K
29	Asa Shearin	LB
48	Jordan Silver	LS
67	Payton Simpson	OL
2	Myles Slusher	DB
26	Micahh Smith	DB
22	Trelon Smith	RB
74	Jalen St. John	OL
11	Mataio Soli	DL
3	A'Montae Spivey	RB
58	Jashaud Stewart	DL
51	Ricky Stromberg	OL
80	Collin Sutherland	TE
37	Eric Thomas Jr.	LB
89	Blayne Toll	TE
52	J.T. Towers	LB
81	Darin Turner	WR
6	Jacorrei Turner	LB
3	Nick Turner	DB
32	Reid Turner	RB
44	Cameron Vail	DB
72	Drew Vest	OL
78	Dalton Wagner	OL
10	De'Vion Warren	WR
17	John David White	WR
49	McKinley Williams	LB
56	Zach Williams	DL
71	Ryan Winkel	OL
45	Jackson Woodard	LB
8	Mike Woods	WR
35	Jake Yurachek	LB
25	Zach Zimos	LB

FOOTBALL STAFF

Coaching Staff

Sam Pittman Head Coach	1st Season
Barry Odom Assoc. Head Coach/DC/Safeties	1st Season
Scott Fountain Asst. HC/Special Teams Coord.	1st Season
Kendal Briles Offensive Coordinator/QBs	1st Season
Sam Carter Cornerbacks	1st Season
Jon Cooper Tight Ends	1st Season
Brad Davis Offensive Line	1st Season
Derrick LeBlanc Defensive Line	1st Season
Rion Rhoades Linebackers	1st Season
Jimmy Smith Running Backs	1st Season
Justin Stepp Wide Receivers	3rd Season

Graduate Assistants

Kenji Jackson Defense	1st Season
Kevin Johnson Offense	1st Season
KreSean Reed Defense	1st Season
Ryan Yurachek Offense	1st Season
Cass McCord Video	2nd Season
Austin Van Poucke Operations	2nd Season

Quality Control

Michael Anthony Offense	1st Season
Mark Cala Offense	1st Season
Joseph Henry Offense	1st Season
Mike Krysl Special Teams	1st Season
Michael Scherer Offense	1st Season
Jake Trump Defense	1st Season

Support Staff

Patrick Doherty Football Operations	1st Season
Amanda Gilpin Asst. Football Operations	1st Season
Jamil Walker Strength & Conditioning	1st Season
Ed Ellis Assoc. Strength & Conditioning	1st Season
Dave Polanski Athletic Training	3rd Season
Bobby Allen HS/NFL Relations	8th Season
Dustin Shippey Video	1st Season
Jake Rosch Equipment	7th Season

PRONUNCIATIONS

Kelin Burrie	KEY-lin burl
Taurean Carter	Tore-ee-an
Jaquayln Crawford	ja-kway-lin
Levi Draper	dray-per
Joe Foucha	foo-SHAY
Malik Hornsby	ma-leek
Koilan Jackson	Coy-Lynn
Enoch Jackson Jr.	Ee-knock
Enoch Jackson Jr.	Ee-knock
Khari Johnson	ka-REE
Xavier Kelly	X-zavier
Jarques McClellion	JAR-kwezz
Chibueze Nwanna	cha-BOY-zee nah-WAH-na
Nathan Parodi	pa-roe-DEE
Dylan Rathcke	Wrath-key
Rion Rhoades	Ryan
Mataio Soli	mah-TYE-oh
Jashaud Stewart	ja-shawd
Zach Zimos	ZIE-mus



JERRY JACOBS

0

Defensive Back | 5-11 | 203 | R-Senior
Atlanta, Ga. | Arkansas State



QUICK HITS

- Finished tied for second in the Sun Belt for most interceptions (4) in 2018.
- Member of back-to-back bowl teams at Arkansas State.
- Played one year at Hutchinson CC for head coach Rion Rhoades, who is now Arkansas' linebackers coach.
- Rated a three-star junior college prospect by 247 Sports.

CAREER STATS

	GP/GS	UA	A	TOT	TFL-YDS	SCK-YDS	FF	FR-YDS	INT-YDS	QBH	BRUP
2018	13/11	24	7	31	3.0-7	0.0-0	0	0-0	4-19	0	8
2019	4/2	16	5	21	1.0-0	0.0-0	0	0-0	0-0	0	2
2020	2/2	13	0	13	0.0-0	0.0-0	0	0-0	0-0	0	0
TOTAL	20/16	53	12	65	4.0-7	0.0-0	0	0-0	4-19	0	10

* 2018 & 2019 at Arkansas State

GAME-BY-GAME STATS

	GP/GS	UA	A	TOT	TFL-YDS	SCK-YDS	FF	FR-YDS	INT-YDS	QBH	BRUP
GEORGIA	1/1	7	0	7	0.0-0	0.0-0	0	0-0	0-0	0	0
at Mississippi St.	1/1	4	0	4	0.0-0	0.0-0	0	0-0	0-0	0	0
at Auburn	1/1	2	0	2	0.0-0	0.0-0	0	0-0	0-0	0	0
OLE MISS											
at Texas A&M											
TENNESSEE											
at Florida											
LSU											
at Missouri											
ALABAMA											
TOTAL	3/3	13	0	13	0.0-0	0.0-0	0	0-0	0-0	0	0

SEASON HIGHS

Tackles 7 vs. #4 Georgia (9/26/20)
 Double Figure Tackle Games
 Tackles For Loss
 Sacks
 QB Hurries
 Pass Breakups
 Forced Fumbles
 Fumble Recoveries
 Interceptions

CAREER HIGHS

Tackles 13 vs. SMU (8/31/19)*
 Double Figure Tackle Games 1 vs. SMU (8/31/19)*
 Tackles For Loss 1.0 (3x) last vs. SMU (8/31/19)*
 Sacks None
 QB Hurries None
 Pass Breakups 2 (2x) last vs. South Alabama (11/3/18)*
 Forced Fumbles None
 Fumble Recoveries None
 Interceptions 2 vs. UNLV (9/22/18)*

* at Arkansas State



JALEN CATALON

1

Defensive Back | 5-10 | 189 | R-Freshman
Mansfield, Texas | Mansfield Legacy HS

QUICK HITS

- Recorded a career-best 14 tackles at Auburn, second-straight, double-digit tackles performance (13 at Mississippi State)
- In his first career start, finished third on the team in tackles (9) and forced a fumble vs. No. 4 Georgia.
- Rated a four-star prospect by Rivals, 247Sports and ESPN.

CAREER STATS

	GP/GS	UA	A	TOT	TFL-YDS	SCK-YDS	FF	FR-YDS	INT-YDS	QBH	BRUP
2019	4/0	3	3	6	0.0-0	0.0-0	1	0-0	0-0	0	1
2020	3/3	26	10	36	0.0-0	0.0-0	1	0-0	0-0	0	2
TOTAL	7/3	29	13	42	0.0-0	0.0-0	2	0-0	0-0	0	3

GAME-BY-GAME STATS

	GP/GS	UA	A	TOT	TFL-YDS	SCK-YDS	FF	FR-YDS	INT-YDS	QBH	BRUP
GEORGIA	1/1	7	2	9	0.0-0	0.0-0	1	0-0	0-0	0	1
at Mississippi St.	1/1	9	4	13	0.0-0	0.0-0	0	0-0	0-0	0	0
at Auburn	1/1	10	4	14	0.0-0	0.0-0	0	0-0	0-0	0	1
OLE MISS											
at Texas A&M											
TENNESSEE											
at Florida											
LSU											
at Missouri											
ALABAMA											
TOTAL	3/3	26	10	36	0.0-0	0.0-0	1	0-0	0-0	0	2

SEASON HIGHS

Tackles 14 at #13 Auburn (10/10/20)
 Tackles For Loss
 Sacks
 QB Hurries
 Pass Breakups 1 (2x) last at #13 Auburn (10/10/20)
 Forced Fumbles 1 vs. #4 Georgia (9/26/20)
 Fumble Recoveries
 Interceptions

CAREER HIGHS

Tackles 14 at #13 Auburn (10/10/20)
 Double Figure Tackle Games 2
 Tackles For Loss None
 Sacks None
 QB Hurries None
 Pass Breakups 1 (3x) last at #13 Auburn (10/10/20)
 Forced Fumbles 1 (2x) last vs. #4 Georgia (9/26/20)
 Fumble Recoveries None
 Interceptions None

GAME 4: OLE MISS



KJ JEFFERSON

1

Quarterback | 6-3 | 236 | R-Freshman
Sardis, Miss. | North Panola HS

QUICK HITS

- In 2019 appeared against Mississippi State, Western Kentucky and LSU and earned his first career start at No. 1 LSU.
- Led team on four-play, 75-yard touchdown drive against MSU - capped by five-yard TD run.
- Consensus four-star prospect. and rated No. 4 dual-threat QB nationally by 247Sports and No. 12 player in Mississippi by Rivals.
- At North Panola HS totaled 40 wins, 9,582 passing yards, 2,922 rushing yards & 143 total TDs.

CAREER STATS

	PASSING				RUSHING							
	GP/GS	COMP	ATT	PCT	YDS	TD	INT	LNG	ATT	YDS	AVG	TD
2019	3/1	14	31	45.2	197	0	1	38	30	58	1.9	2
2020	1/0	1	2	50.0	3	0	0	3	4	16	4.0	0
TOTAL	4/1	15	33	45.5	200	0	1	41	34	74	2.2	2

GAME-BY-GAME STATS

	PASSING				RUSHING							
	GP/GS	COMP	ATT	PCT	YDS	TD	INT	LNG	ATT	YDS	AVG	TD
GEORGIA	1/0	1	2	50.0	3	0	0	3	4	16	4.0	0
at Mississippi St.	1/0	0	0	0.0	0	0	0	0	2	1	0.5	0
at Auburn				---								
OLE MISS												
at Texas A&M												
TENNESSEE												
at Florida												
LSU												
at Missouri												
ALABAMA												
TOTAL	1/0	1	2	50.0	3	0	0	3	6	17	2.8	0

SEASON HIGHS

Pass Attempts	2 vs. #4 Georgia (9/26/20)
Completions	1 vs. #4 Georgia (9/26/20)
Pass Yards	3 vs. #4 Georgia (9/26/20)
Pass TDs	
Long Pass	3 vs. #4 Georgia (9/26/20)
Completion %	50.0% vs. #4 Georgia (9/26/20)
Rushes	4 vs. #4 Georgia (9/26/20)
Rush Yards	16 vs. #4 Georgia (9/26/20)
Rush TDs	
Long Rush	19 vs. #4 Georgia (9/26/20)

CAREER HIGHS

Pass Attempts	15 vs. Western Kentucky (11/9/19)
Completions	7 at #1 LSU (11/23/19)
Pass Yards	105 at #1 LSU (11/23/19)
Pass TDs	None
Long Pass	38 at #1 LSU (11/23/19)
Completion %	50.0 (3x) last vs. #4 Georgia (9/26/20)
Rushes	16 vs. Western Kentucky (11/9/19)
Rush Yards	32 vs. Western Kentucky (11/9/19)
Rush TDs	1 (2x) last vs. Western Kentucky (11/9/19)
Long Rush	21 vs. Mississippi State (11/2/19)



MYLES SLUSER

2

Defensive Back | 6-0 | 186 | Freshman
Broken Arrow, Okla. | Broken Arrow HS

QUICK HITS

- Earned his first career start at No. 16 Mississippi State.
- Recorded a fumble recovery in his first collegiate game against No. 4 Georgia.
- Rated a four-star prospect by Rivals, 247Sports and ESPN.
- Rated No. 5 safety in the country and No. 2 overall in Oklahoma by 247Sports.
- Chose Arkansas over Alabama, LSU, Texas A&M, Notre Dame, Oregon and others.

CAREER STATS

	GP/GS	UA	A	TOT	TFL-YDS	SCK-YDS	FF	FR-YDS	INT-YDS	QBH	BRUP
2020	2/1	1	2	3	0.0-0	0.0-0	0	1-7	0-0	0	0
TOTAL	2/1	1	2	3	0.0-0	0.0-0	0	1-7	0-0	0	0

GAME-BY-GAME STATS

	GP/GS	UA	A	TOT	TFL-YDS	SCK-YDS	FF	FR-YDS	INT-YDS	QBH	BRUP
GEORGIA	1/0	0	0	0	0.0-0	0.0-0	0	1-7	0-0	0	0
at Mississippi St.	1/1	1	2	3	0.0-0	0.0-0	0	0-0	0-0	0	0
at Auburn					---	DNP	---				
OLE MISS											
at Texas A&M											
TENNESSEE											
at Florida											
LSU											
at Missouri											
ALABAMA											
TOTAL	2/1	1	2	3	0.0-0	0.0-0	0	1-7	0-0	0	0

SEASON HIGHS

Tackles	3 at #16 Mississippi State (10/3/20)
Tackles For Loss	
Sacks	
QB Hurries	
Pass Breakups	
Forced Fumbles	
Fumble Recoveries	1 vs. #4 Georgia (9/26/20)
Interceptions	

CAREER HIGHS

Tackles	3 at #16 Mississippi State (10/3/20)
Double Figure Tackle Games	1
Tackles For Loss	None
Sacks	None
QB Hurries	None
Pass Breakups	None
Forced Fumbles	None
Fumble Recoveries	1 vs. #4 Georgia (9/26/20)
Interceptions	None

GAME 4: OLE MISS



A'MONTAE SPIVEY

3

Running Back | 6-1 | 188 | R-Freshman
Phenix City, Ala. | Central HS

QUICK HITS

- Appeared in first collegiate game against Mississippi St. (11/2) - 3 carries, 14 yards.
- Saw more time on the field at #1 LSU (11/23), totaling four carries for 10 yards.
- Three-star prospect by Rivals, 247Sports and ESPN.
- Rushed for 1,363 yards on 183 carries, scoring 19 touchdowns in 2018 as HS senior.
- Opelika-Auburn News Offensive Player of the Year.

CAREER STATS

	GP/GS	RUSHING				LNG	RECEIVING				LNG
		ATT	YDS	AVG	TD		REC	YDS	AVG	TD	
2019	2/0	7	24	3.4	0	11	0	0	0.0	0	0
2020	2/0	4	11	2.8	0	5	0	0	0.0	0	0
TOTAL	4/0	11	35	3.2	0	11	0	0	0.0	0	0

GAME-BY-GAME STATS

	GP/GS	RUSHING				LNG	RECEIVING				LNG
		ATT	YDS	AVG	TD		REC	YDS	AVG	TD	
GEORGIA	1/0	0	0	0.0	0	0	0	0	0.0	0	0
at Mississippi St.		--- DNP ---									
at Auburn	1/0	4	11	2.8	0	5	0	0	0.0	0	0
OLE MISS											
at Texas A&M											
TENNESSEE											
at Florida											
LSU											
at Missouri											
ALABAMA											
TOTAL	2/0	4	11	2.8	0	5	0	0	0.0	0	0

SEASON HIGHS

Rushes	4 at #13 Auburn (10/10/20)
Rushing Yards	11 at #13 Auburn (10/10/20)
Rushing Touchdowns	
Long Rush	5 at #13 Auburn (10/10/20)
100-Yard Games	
Receptions	
Receiving Yards	
Receiving Touchdowns	
Long Reception	

CAREER HIGHS

Rushes	4 (2x) last at #13 Auburn (10/10/20)
Rushing Yards	14 vs. Mississippi State (11/2/19)
Rushing Touchdowns	None
Long Rush	11 vs. Mississippi State (11/2/19)
100-Yard Games	None
Receptions	None
Receiving Yards	None
Receiving Touchdowns	None
Long Reception	None



RAKEEM BOYD

5

Running Back | 6-0 | 206 | Senior
Houston, Texas | Independence CC (Kansas)

QUICK HITS

- Missed his first game as a Razorback Oct. 10, snapping 22-game streak of starts.
- Brother, Rashad, is a sprinter for the Arkansas track & field team.
- Moved from New Orleans to Houston at age five because of Hurricane Katrina.
- Last season ranked fourth in the SEC and 27th nationally averaging 94.4 rushing ypg and ninth in the SEC averaging 6.2 ypc.
- Had five carries of 50+ yards in 2019, one of only five FBS players to do so (Chuba Hubbard, Okla. St.; JK Dobbins, Ohio St.; Malcolm Perry, Navy; Darrynton Evans, App St.).
- One of only three FBS backs to have three runs of 70+ yards in 2019 (Chuba Hubbard, Okla. St.; CJ Verdell, Oregon).
- Totaled eight 100+ yard rushing games over his career; one of only 16 backs in school history to accomplish the feat.
- First back-to-back yearly leading rusher at Arkansas since Dennis Johnson (2011-12).
- Starred in Season 3 of Netflix's Last Chance U at Independence CC.

CAREER STATS

	GP/GS	RUSHING				LNG	RECEIVING				LNG
		ATT	YDS	AVG	TD		REC	YDS	AVG	TD	
2018	12/8	123	734	6.0	2	69	23	165	7.2	0	38
2019	12/12	184	1,133	6.2	8	86	19	160	8.4	0	29
2020	2/2	19	49	2.6	0	5	4	8	2.0	0	6
TOTAL	26/22	326	1,916	5.9	10	91	46	333	7.2	0	38

GAME-BY-GAME STATS

	GP/GS	RUSHING				LNG	RECEIVING				LNG
		ATT	YDS	AVG	TD		REC	YDS	AVG	TD	
GEORGIA	1/1	11	21	1.9	0	5	4	8	2.0	0	6
at Mississippi St.	1/1	8	28	3.5	0	5	0	0	0.0	0	0
at Auburn		--- DNP ---									
OLE MISS											
at Texas A&M											
TENNESSEE											
at Florida											
LSU											
at Missouri											
ALABAMA											
TOTAL	2/2	19	49	2.6	0	5	4	8	2.0	0	6

SEASON HIGHS

Rushes	11 vs. #4 Georgia (9/26/20)
Rushing Yards	28 3 at #16 Mississippi State (10/3/20)
Rushing Touchdowns	
Long Rush	5 vs. #4 Georgia (9/26/20)
100-Yard Games	
Receptions	4 vs. #4 Georgia (9/26/20)
Receiving Yards	8 vs. #4 Georgia (9/26/20)
Receiving Touchdowns	
Long Reception	6 vs. #4 Georgia (9/26/20)

CAREER HIGHS

Rushes	22 vs. Tulsa (10/20/18)
Rushing Yards	185 vs. Western Kentucky (11/9/19)
Rushing Touchdowns	2 (3x) last vs. Western Kentucky (11/9/19)
Long Rush	86 vs. Western Kentucky (11/9/19)
100-Yard Games	8 last vs. Western Kentucky (11/9/19)
Receptions	5 vs. Alabama (10/6/18)
Receiving Yards	55 at #1 Alabama (10/26/19)
Receiving Touchdowns	None
Long Reception	38 vs. Ole Miss (10/13/18)

GAME 4: OLE MISS



DORIAN GERALD

5

Defensive Line | 6-3 | 288 | R-Senior
Florence, S.C. | College of the Canyons (Calif.)

QUICK HITS

- Recorded his first career sack as a Razorback with 1.5 against No. 4 Georgia in Week 1.
- Played in only one game of the 2019 season, Week 1 against Portland State, due to injury.
- Earned first two starts at Arkansas career the final two weeks of 2018 against Mississippi State and Missouri.
- Rated the No. 1 JUCO defensive end and No. 4 player overall by ESPN.
- As a freshman at the College of the Canyons recorded 24.0 TFLs and 12.0 sacks.

CAREER STATS

	GP/GS	UA	A	TOT	TFL-YDS	SCK-YDS	FF	FR-YDS	INT-YDS	QBH	BRUP
2018	8/2	8	13	21	2.5-13	0.0-0	0	0-0	0-0	2	2
2019	1/1	0	1	1	0.0-0	0.0-0	0	0-0	0-0	0	1
2020	1/1	2	2	4	1.5-20	1.5-20	0	0-0	0-0	0	0
TOTAL	10/4	10	16	26	4.0-33	1.5-20	0	0-0	0-0	2	3

GAME-BY-GAME STATS

	GP/GS	UA	A	TOT	TFL-YDS	SCK-YDS	FF	FR-YDS	INT-YDS	QBH	BRUP
GEORGIA	1/1	2	2	4	1.5-20	1.5-20	0	0-0	0-0	0	0
at Mississippi St.				DNP							
at Auburn				DNP							
OLE MISS											
at Texas A&M											
TENNESSEE											
at Florida											
LSU											
at Missouri											
ALABAMA											
TOTAL	1/1	2	2	4	1.5-20	1.5-20	0	0-0	0-0	0	0

SEASON HIGHS

Tackles	4 vs. #4 Georgia (9/26/20)
Tackles For Loss	1.5 vs. #4 Georgia (9/26/20)
Sacks	1.5 vs. #4 Georgia (9/26/20)
QB Hurries	
Pass Breakups	
Forced Fumbles	
Interceptions	

CAREER HIGHS

Tackles	9 at Mississippi State (11/17/18)
Tackles For Loss	1.5 (2x) last vs. #4 Georgia (9/26/20)
Sacks	1.5 vs. #4 Georgia (9/26/20)
QB Hurries	1, twice, at Missouri (11/23/18)
Pass Breakups	1 (3x) last vs. Portland St. (8/31/19)
Forced Fumbles	None
Interceptions	None



JOE FOUCHA

7

Defensive Back | 5-11 | 188 | Junior
New Orleans, La. | McDonogh 35 HS

QUICK HITS

- Picked off a career-high two passes in upset win at No. 16 Mississippi State to earn SEC co-Defensive Player of the Week.
- House flooded during Hurricane Katrina - moved to Texas, moved back to NOLA later.
- Started all 12 games at free safety in 2019 and had three double-digit tackle performances against #1 Alabama, Kentucky and Missouri, the most of any returner for 2020.
- Made first career interception with 11 seconds left in the fourth quarter to seal a season-opening 2019 win over Portland State, 20-13.

CAREER STATS

	GP/GS	UA	A	TOT	TFL-YDS	SCK-YDS	FF	FR-YDS	INT-YDS	QBH	BRUP
2018	9/1	6	5	11	0.0-0	0.0-0	0	0-0	0-0	0	0
2019	12/12	44	43	87	1.0-2	0.0-0	0	1-0	1-20	1	4
2020	3/1	3	7	10	0.5-1	0.0-0	0	0-0	2-26	0	0
TOTAL	24/14	53	55	108	1.5-3	0.0-0	0	1-0	3-46	1	4

GAME-BY-GAME STATS

	GP/GS	UA	A	TOT	TFL-YDS	SCK-YDS	FF	FR-YDS	INT-YDS	QBH	BRUP
GEORGIA	1/0	2	1	3	0.0-0	0.0-0	0	0-0	0-0	0	0
at Mississippi St.	1/0	0	2	2	0.5-1	0.0-0	0	0-0	2-26	0	0
at Auburn	1/1	1	4	5	0.0-0	0.0-0	0	0-0	0-0	0	0
OLE MISS											
at Texas A&M											
TENNESSEE											
at Florida											
LSU											
at Missouri											
ALABAMA											
TOTAL	3/1	3	7	10	0.5-1	0.0-0	0	0-0	2-26	0	0

SEASON HIGHS

Tackles	5 at #13 Auburn (10/10/20)
Tackles For Loss	0.5 at #16 Mississippi State (10/3/20)
Sacks	
QB Hurries	
Pass Breakups	
Forced Fumbles	
Interceptions	2 at #16 Mississippi State (10/3/20)

CAREER HIGHS

Tackles	13 at #1 Alabama (10/26/19)
Double-Digit Tackle Games	1 last at #1 Alabama (10/26/19)
Tackles For Loss	1.0 vs. #11 Auburn (10/19/19)
Sacks	None
QB Hurries	1 vs. San Jose State (9/21/19)
Pass Breakups	2 vs. Portland State (8/31/19)
Forced Fumbles	None
Interceptions	2 at #16 Mississippi State (10/3/20)



JOE FOUCHA'S TWO INTERCEPTIONS IN ARKANSAS' UPSET VICTORY AT NO. 16 MISSISSIPPI STATE EARNED HIM SEC CO-DEFENSIVE PLAYER OF THE WEEK ALONGSIDE TEAMMATE BUMPER POOL. FOUCHA'S TWO INTERCEPTIONS WERE THE MOST BY A HOG SINCE DRE GREENLAW IN 2018.

GAME 4: OLE MISS



TREY KNOX

7

Wide Receiver | 6-5 | 207 | Sophomore
Murfreesboro, Tenn. | Blackman HS

QUICK HITS

- Finished fourth on the team in 2019 in both catches (28) and yards (385).
- Among SEC freshman, finished third in the league in receiving yards (385), receiving yards per game (35.0) and receptions per game (2.54).
- Part of the top SEC freshman duo with Trey Knox to combine for 860 receiving yards.
- 49-yard catch in 2019 against Ole Miss is the longest by an Arkansas true freshman since Hunter Henry (2013).
- Four-star prospect by Rivals, 247Sports & ESPN - 16th in country & No. 4 in Tenn. by Rivals.
- Loves country music - big Luke Bryan fan.

CAREER STATS

	GP/GS	RECEIVING				TD	RUSHING				TD	LNG
		REC	YDS	AVG	YDS		ATT	YDS	AVG	YDS		
2019	11/11	28	385	13.8	3	49	0	0	0.0	0	0	0
2020	3/3	4	34	8.5	0	12	0	0	0.0	0	0	0
TOTAL	14/14	32	419	13.4	3	49	0	0	0.0	0	0	0

GAME-BY-GAME STATS

	GP/GS	RECEIVING				TD	LNG	RUSHING				TD	LNG
		REC	YDS	AVG	YDS			ATT	YDS	AVG	YDS		
GEORGIA	1/1	1	3	3.0	0	3	0	0	0	0.0	0	0	0
at Mississippi St.	1/1	3	31	10.3	0	12	0	0	0	0.0	0	0	0
at Auburn	1/1	0	-1	-	0	-	0	0	0	0.0	0	0	0
OLE MISS													
at Texas A&M													
TENNESSEE													
at Florida													
LSU													
at Missouri													
ALABAMA													
TOTAL	3/3	4	33	8.2	0	12	0	0	0.0	0	0	0	0

SEASON HIGHS

Receptions 3 at #16 Mississippi State (10/3/20)
 Receiving Yards 31 at #16 Mississippi State (10/3/20)
 Receiving Touchdowns
 Long Reception 12 at #16 Mississippi State (10/3/20)

CAREER HIGHS

Receptions 8 vs. San Jose State (9/21/19)
 Receiving Yards 90 vs. Colorado St. (9/14/19)
 Receiving Touchdowns 1 (23) last vs. Missouri (11/29/19)
 Long Reception 49 at Ole Miss (9/7/19)



MIKE WOODS

8

Wide Receiver | 6-1 | 196 | Junior
Magnolia, Texas | Magnolia HS

QUICK HITS

- Led the team in 2019 in receiving yards (423), receiving TDs (4) and tied for the lead in catches (33).
- Caught a touchdown pass from four different quarterbacks in 2019 against San Jose State, Texas A&M, Mississippi State and LSU.
- Was the first signee for previous head coach Chad Morris, originally committed to Morris and staff at SMU.
- 2018 Fall SEC Academic Honor Roll
- Enjoys hiking Lake Fayetteville & Devil's Den in Northwest Arkansas.

CAREER STATS

	GP/GS	RUSHING				TD	LNG	RECEIVING				TD	LNG
		ATT	YDS	AVG	YDS			REC	YDS	AVG	YDS		
2018	10/7	0	0	0.0	0	0	0	18	206	11.4	1	29	
2019	12/12	0	0	0.0	0	0	0	33	423	12.8	4	62	
2020	3/3	0	0	0.0	0	0	0	12	150	12.5	0	20	
TOTAL	24/21	0	0	0.0	0	0	0	63	779	12.4	4	62	

GAME-BY-GAME STATS

	GP/GS	RUSHING				TD	LNG	RECEIVING				TD	LNG
		ATT	YDS	AVG	YDS			REC	YDS	AVG	YDS		
GEORGIA	1/1	0	0	0.0	0	0	0	3	40	13.3	0	15	
at Mississippi St.	1/1	0	0	0.0	0	0	0	3	29	9.7	0	20	
at Auburn	1/1	0	0	0.0	0	0	0	6	81	13.5	0	19	
OLE MISS													
at Texas A&M													
TENNESSEE													
at Florida													
LSU													
at Missouri													
ALABAMA													
TOTAL	3/3	0	0	0.0	0	0	0	12	150	12.5	0	20	

SEASON HIGHS

100-Yard Games
 Receptions 6 at #13 Auburn (10/10/20)
 Receiving Yards 81 at #13 Auburn (10/10/20)
 Receiving TDs
 Long Reception 20 at #16 Mississippi State (10/3/20)

CAREER HIGHS

100-Yard Games 1, last vs. San Jose State (9/21/19)
 Receptions 6 (3x) last at #13 Auburn (10/10/20)
 Receiving Yards 115 vs. San Jose State (9/21/19)
 Receiving TDs 1 (5x) last at #1 LSU (11/23/19)
 Long Reception 62 vs. San Jose State (9/21/19)

GAME 4: OLE MISS



GREG BROOKS JR.

9

Defensive Back | 5-11 | 185 | Sophomore
Harvey, La | West Jefferson HS

QUICK HITS

- His first career pick-six put Arkansas on the board first in upset win at No. 16 Mississippi State.
- In 2019, started all 12 games at nickel back and was the only Razorback freshman to start every game.
- Intercepted first career pass in the 2019 season finale against Missouri.
- Dad, Greg Brooks Sr., played collegiately as a DB at Michigan and Southern Miss before being drafted in the sixth round of the 2004 NFL Draft by Cincinnati.

CAREER STATS

	GP/GS	UA	A	TOT	TFL-YDS	SCK-YDS	FF	FR-YDS	INT-YDS	QBH	BRUP
2019	12/12	13	12	25	0-0	0-0	0	0-0	1-6	1	3
2020	3/3	8	3	11	0-0	0-0	0	0-0	1-69	1	0
TOTAL	15/15	21	15	36	0.0-0	0.0-0	0	0-0	2-75	2	3

GAME-BY-GAME STATS

	GP/GS	UA	A	TOT	TFL-YDS	SCK-YDS	FF	FR-YDS	INT-YDS	QBH	BRUP
GEORGIA	1/1	1	1	2	0.0-0	0.0-0	0	0-0	0-0	0	0
at Mississippi St.	1/1	3	2	5	0.0-0	0.0-0	0	0-0	1-69	0	0
at Auburn	1/1	4	0	4	0.0-0	0.0-0	0	0-0	0-0	0	0
OLE MISS											
at Texas A&M											
TENNESSEE											
at Florida											
LSU											
at Missouri											
ALABAMA											
TOTAL	3/3	8	3	11	0.0-0	0.0-0	0	0-0	1-69	0	0

SEASON HIGHS

Tackles 5 at #16 at Mississippi State (10/3/20)
Tackles For Loss
Sacks
QB Hurries 1 vs. #4 Georgia (9/26/20)
Interceptions 1 at #16 at Mississippi State (10/3/20)
Pass Breakups
Forced Fumbles
Fumble Recoveries

CAREER HIGHS

Tackles 5 (2x) vs. Western Kentucky (11/09/19)
Tackles For Loss None
Sacks None
QB Hurries 1 (2x) last vs. #4 Georgia (9/26/20)
Interceptions 1 (2x) last at #16 at Mississippi State (10/3/20)
Interception Return Yards 6 vs. Missouri (11/29/19)
Pass Breakups 2 at Ole Miss (9/07/19)
Forced Fumbles None
Fumble Recoveries None



BUMPER POOL

10

Linebacker | 6-2 | 229 | Junior
Lucas, Texas | Lovejoy HS

QUICK HITS

- His career-high 20 tackles at No. 16 Mississippi State were most by a Razorback since Jerry Franklin at Mississippi State in 2010 and earned him SEC co-Defensive Player of the Week.
- Team's leading returner in tackles and tackles for loss (6.5) for 2020.
- 60-yard fumble return last year is Arkansas' longest since Jerry Franklin (94 yards in 2011).
- Father, sister, grandfather, two aunts and two cousins are all graduates of Arkansas.
- Sister, Maddie, is the Arkansas Assistant Director of On-Campus Recruiting and brother, Harper, is an equipment manager for the Razorbacks.

CAREER STATS

	GP/GS	UA	A	TOT	TFL-YDS	SCK-YDS	FF	FR-YDS	INT-YDS	QBH	BRUP
2018	10/4	14	15	29	2.5-4	0.0-0	0	1-60	0-0	1	4
2019	12/12	38	56	94	6.5-12	0.5-3	0	0-0	0-0	1	5
2020	2/2	12	19	31	1.0-4	0.5-3	0	0-0	0-0	0	3
TOTAL	24/18	64	90	154	10.0-20	1.0-6	0	1-60	0-0	2	12

GAME-BY-GAME STATS

	GP/GS	UA	A	TOT	TFL-YDS	SCK-YDS	FF	FR-YDS	INT-YDS	QBH	BRUP
GEORGIA	1/1	5	6	11	1.0-4	0.5-3	0	0-0	0-0	0	1
at Mississippi St.	1/1	7	13	20	0.0-0	0.0-0	0	0-0	0-0	0	2
at Auburn	1/1	4	1	5	0.0-0	0.0-0	0	0-0	0-0	0	1
OLE MISS											
at Texas A&M											
TENNESSEE											
at Florida											
LSU											
at Missouri											
ALABAMA											
TOTAL	3/3	16	20	36	1.0-4	0.5-3	0	0-0	0-0	0	4

SEASON HIGHS

Tackles 20 at #16 Mississippi State (10/3/20)
Tackles For Loss 1.0 vs. #4 Georgia (9/26/20)
Sacks 0.5 vs. #4 Georgia (9/26/20)
Interceptions
Interception Return Yards
QB Hurries
Pass Breakups 2 at #16 Mississippi State (10/3/20)
Forced Fumbles
Fumble Recoveries

CAREER HIGHS

Tackles 20 at #16 Mississippi State (10/3/20)
Tackles For Loss 1.5 (2x) last vs. Mississippi St. (11/2/19)
Double-Digit Tackle Games 5 last at #16 Mississippi State (10/3/20)
Sacks 0.5 (2x) last vs. #4 Georgia (9/26/20)
QB Hurries 1 vs. North Texas (9/15/18)
Interceptions None
Interception Return Yards None
Pass Breakups 2 at #16 Mississippi State (10/3/20)
Forced Fumbles 1 at Colorado State (9/8/18)
Fumble Recoveries 1 vs. Eastern Illinois (9/1/18)



BUMPER POOL'S 20-TACKLE PERFORMANCE IN THE HOGS' UPSET WIN AT NO. 16 MISSISSIPPI STATE EARNED HIM NAGURSKI NATIONAL DEFENSIVE PLAYER OF THE WEEK HONORS AND SEC CO-DEFENSIVE PLAYER OF THE WEEK ALONGSIDE TEAMMATE JOE FOUCHA. POOL'S 20 STOPS WERE THE MOST BY A RAZORBACK SINCE 2010.



De'VION WARREN

10

Wide Receiver | 5-10 | 186 | Senior
Monroe, La. | Ouachita Parish HS

QUICK HITS

- Hauled in a career-best two receiving TDs at Auburn, first Hog since 2018 to have two receiving TDs in a game.
- Recorded his first career 100-yard game with 100 yards on four catches, including a TD, in upset win at No. 16 Mississippi State.
- Career 25.0 kickoff return average ranks third in school history behind Dickey Morton (26.14, 1971-73) and Felix Jones (28.2, 2005-07).
- 28.5 kickoff return average in 2018 ranks third for a single-season in program history and his 26.4 kickoff return average in 2017 ranks fourth.

CAREER STATS

	RECEIVING					RUSHING					KICK RETURN				
	GP/GS	REC	YDS	AVG	TD	LNG	ATT	YDS	AVG	TD	LNG	RET	YDS	TD	LNG
2017	12/0	1	5	5.0	0	5	2	10	5.0	0	6	29	765	1	100
2018	9/0	3	14	4.7	1	0	2	-3	-1.5	0	10	14	399	0	78
2019	9/0	4	19	4.8	0	15	5	51	10.2	0	17	16	326	0	37
2020	2/1	5	128	25.6	1	52	2	-6	0.0	0	0	1	10	0	10
TOTAL	29/1	13	166	12.8	2	52	11	52	4.7	0	17	60	1500	1	100

GAME-BY-GAME STATS

	RECEIVING					RUSHING					KICK RETURN				
	GP/GS	REC	YDS	AVG	TD	LNG	ATT	YDS	AVG	TD	LNG	RET	YDS	TD	LNG
GEORGIA	1/1	1	28	28.0	0	28	0	0	0.0	0	0	1	10	0	10
at Mississippi St.	1/0	4	100	25.0	1	52	2	-6	-3.0	0	3	0	0	0	0
at Auburn	1/1	5	95	19.0	2	44	0	0	0.0	0	0	0	0	0	0
OLE MISS															
at Texas A&M															
TENNESSEE															
at Florida															
LSU															
at Missouri															
ALABAMA															
TOTAL	3/2	10	223	22.3	3	52	2	-6	-3.0	0	3	1	10	0	10

SEASON HIGHS

Receptions	5 at #13 Auburn (10/10/20)
Receiving Yards	100 at #16 Mississippi State (10/3/20)
Receiving Touchdowns	2 at #13 Auburn (10/10/20)
Long Reception	52 at #16 Mississippi State (10/3/20)
Rushes	2 at #16 Mississippi State (10/3/20)
Rushing Yards	
Rushing Touchdowns	
Long Rush	3 at #16 Mississippi State (10/3/20)
Punt Returns	
Long Punt Return	
Kickoff Returns	1 vs. #4 Georgia (9/26/20)
Kickoff Return Yards	10 vs. #4 Georgia (9/26/20)
Kickoff Return Touchdowns	

CAREER HIGHS

Receptions	4 at #16 Mississippi State (10/3/20)
Receiving Yards	100 at #16 Mississippi State (10/3/20)
Receiving Touchdowns	1 (2x) last at #16 Mississippi State (10/3/20)
Long Reception	52 at #16 Mississippi State (10/3/20)
Rushes	3 vs. Portland State (8/31/19)
Rushing Yards	37 vs. Portland State (8/31/19)
Rushing Touchdowns	None
Long Rush	17 vs. Portland State (8/31/19)
Punt Returns	None
Long Punt Return	None
Kickoff Returns	5 (2x), last vs. Coastal Carolina (11/4/17)
Kickoff Return Yards	141 at Ole Miss (10/28/17)
Kickoff Return Touchdowns	1 vs. Auburn (10/21/17)



MATAIO SOLI

11

Defensive Lineman | 6-4 | 235 | Sophomore
Douglasville, Ga. | Douglas County HS

QUICK HITS

- One of seven freshmen in the SEC with at least one TFL in conference play in 2019.
- Four-star prospect by Rivals and 247Sports and ranked No. 16 weakside defensive end in the country by 247Sports.
- Son of All-SEC Razorback & NFL nose guard Junior Soli (1992-95).
- Racked up 84 total tackles, 64 solo, 29 for loss and 22.5 sacks as a senior in HS.

CAREER STATS

	GP/GS	UA	A	TOT	TFL-YDS	SCK-YDS	FF	FR-YDS	INT-YDS	QBH	BRUP
2019	12/11	9	10	19	1.5-4	0.0-0	0	0-0	0-0	2	0
2020	2/0	0	0	0	0.0-0	0.0-0	0	0-0	0-0	0	0
TOTAL	14/11	9	10	19	1.5-4	0.0-0	0	0-0	0-0	2	0

GAME-BY-GAME STATS

	GP/GS	UA	A	TOT	TFL-YDS	SCK-YDS	FF	FR-YDS	INT-YDS	QBH	BRUP
GEORGIA				---	DNP	---					
at Mississippi St.	1/0	0	0	0	0.0-0	0.0-0	0	0-0	0-0	0	0
at Auburn	1/0	0	0	0	0.0	0.0-0	0	0-0	0-0	0	0
OLE MISS											
at Texas A&M											
TENNESSEE											
at Florida											
LSU											
at Missouri											
ALABAMA											
TOTAL	2/0	0	0	0	0.0-0	0.0-0	0	0-0	0-0	0	0

SEASON HIGHS

Tackles	
Tackles For Loss	
Sacks	
Interceptions	
Interception Return Yards	
QB Hurries	
Pass Breakups	
Forced Fumbles	
Fumble Recoveries	

CAREER HIGHS

Tackles	3 (2x) last vs. #23 Texas A&M (9/28/19)
Tackles For Loss	1.0 vs. #23 Texas A&M (9/28/19)
Sacks	None
Interceptions	None
Interception Return Yards	None
QB Hurries	1 (2x) last vs. Colorado State (9/14/19)
Pass Breakups	None
Forced Fumbles	None
Fumble Recoveries	None

GAME 4: OLE MISS



JULIUS COATES

13

Defensive Line | 6-6 | 289 | R-Junior
Rockford, Ill. | East Mississippi CC

QUICK HITS

- Played first collegiate season at Ellsworth CC in Iowa and played tight end.
- Transferred to East Mississippi CC and converted to defensive end where he racked up 30 tackles with 9.0 tackles for loss and 6.0 sacks in 2019.
- Rated a three-star prospect out of high school by 247Sports.

CAREER STATS

	GP/GS	UA	A	TOT	TFL-YDS	SCK-YDS	FF	FR-YDS	INT-YDS	QBH	BRUP
2020	2/1	2	0	2	0.0-0	0.0-0	0	0-0	0-0	1	0
TOTAL	2/1	2	0	2	0.0-0	0.0-0	0	0-0	0-0	1	0

GAME-BY-GAME STATS

	GP/GS	UA	A	TOT	TFL-YDS	SCK-YDS	FF	FR-YDS	INT-YDS	QBH	BRUP
GEORGIA	1/1	1	0	1	0.0-0	0.0-0	0	0-0	0-0	1	0
at Mississippi St.				DNP							
at Auburn	1/0	1	0	1	0.0-0	0.0-0	0	0-0	0-0	0	0
OLE MISS											
at Texas A&M											
TENNESSEE											
at Florida											
LSU											
at Missouri											
ALABAMA											
TOTAL	2/1	2	0	2	0.0-0	0.0-0	0	0-0	0-0	1	0

SEASON HIGHS

Tackles	1 (2x) last at #13 Auburn (10/10/20)
Tackles For Loss	
Double-Figure Tackle Games	
Sacks	
Interceptions	
Interception Return Yards	
QB Hurries	1 vs. #4 Georgia (9/26/20)
Pass Breakups	
Forced Fumbles	
Fumble Recoveries	

CAREER HIGHS

Tackles	1 (2x) last at #13 Auburn (10/10/20)
Tackles For Loss	
Double-Figure Tackle Games	
Sacks	
Interceptions	
Interception Return Yards	
QB Hurries	1 vs. #4 Georgia (9/26/20)
Pass Breakups	
Forced Fumbles	
Fumble Recoveries	



FELEIPE FRANKS

13

Quarterback | 6-6 | 228 | R-Senior
Crawfordville, Fla. | Florida

QUICK HITS

- Recorded his first career 300-yard passing game with 318 yards at Auburn, became the first Arkansas QB to throw 4 TDs in a game since Brandon Allen in 2015.
- Started the first three games at Florida in 2019, before suffering a season-ending injury against Kentucky.
- As a redshirt sophomore at Florida in 2018, led the Gators to a 10-3 record and a No. 6 final ranking in the USA Today Coaches' Poll.
- Totaled six 200+ yard passing games in 2018, the most at Florida since Tim Tebow in 2007.
- Won Offensive MVP honors in the Chick-fil-A Peach Bowl throwing for 173 yards and a score while rushing for 74 yards and a touchdown in a 41-15 win over No. 7 Michigan.

CAREER STATS

	PASSING							RUSHING				
	GP/GS	COMP	ATT	PCT	YDS	TD	INT	LNG	ATT	YDS	AVG	TD
2017	11/8	125	229	54.6	1438	9	8	63	58	20	0.3	0
2018	13/13	188	322	58.4	2457	24	6	65	110	350	3.2	7
2019	3/3	54	71	76.1	698	5	3	69	21	68	3.2	1
2020	3/3	61	94	64.9	730	7	2	52	28	49	2.6	0
TOTAL	30/27	428	716	59.8	5323	45	19	69	217	487	2.2	8

* 2017-19 at Florida

GAME-BY-GAME STATS

	PASSING							RUSHING				
	GP/GS	COMP	ATT	PCT	YDS	TD	INT	LNG	ATT	YDS	AVG	TD
GEORGIA	1/1	19	36	52.3	200	1	2	49	5	13	2.6	0
at Mississippi St.	1/1	20	28	71.4	212	2	0	52	8	8	1.0	0
at Auburn	1/1	22	30	73.3	318	4	0	44	15	28	1.9	0
OLE MISS												
at Texas A&M												
TENNESSEE												
at Florida												
LSU												
at Missouri												
ALABAMA												
TOTAL	3/3	61	94	64.9	730	7	2	52	28	49	1.8	0

SEASON HIGHS

Pass Attempts	36 vs. #4 Georgia (9/26/20)
Completions	22 at #13 Auburn (10/10/20)
Pass Yards	318 at #13 Auburn (10/10/20)
Pass TDs	4 at #13 Auburn (10/10/20)
Long Pass	52 at #16 Mississippi State (10/3/20)
Completion %	73.3 at #13 Auburn (10/10/20)
Rushes	15 at #13 Auburn (10/10/20)
Rush Yards	28 at #13 Auburn (10/10/20)
Rush TDs	
Long Rush	9 (2x) last at #13 Auburn (10/10/20)

CAREER HIGHS

Pass Attempts	39 vs. Florida State (11/25/17)*
Completions	25 vs. UT Martin (9/7/19)*
Pass Yards	318 at #13 Auburn (10/10/20)
Pass TDs	5 vs. Charleston Southern (9/1/18)*
Long Pass	69 vs. UT Martin (9/7/19)*
Completion %	92.6 vs. UT Martin (9/7/19)*
Rushes	16 vs. South Carolina (11/10/18)*
Rush Yards	82 vs. Texas A&M (10/14/17)*
Rush TDs	2 vs. South Carolina (11/10/18)*
Long Rush	79 vs. Texas A&M (10/14/17)*

* at Florida



TREYLON BURKS

16

Wide Receiver | 6-3 | 232 | Sophomore
Warren, Ark. | Warren HS

QUICK HITS

- Recorded his first career TD and 100-yard game in opener vs. No. 4 Georgia.
- Finished second in 2019 among SEC freshman in receiving yards per catch (16.4 ypc) and yards per game (43.2 ypg).
- Was second on the team in 2019 with 866 all-purpose yards.
- Became the first Arkansas true freshman receiver with 400+ yards in a season since Marcus Monk (569) in 2004.
- Part of the top SEC freshman duo with Trey Knox to combine for 860 receiving yards.
- Rated as the top player in the state of Arkansas by 247Sports & No. 82 in country by ESPN.
- Enjoys being outdoors, fishing & watching old re-runs of westerns in the early morning.

CAREER STATS

	GP/GS	RECEIVING				TD	RUSHING				TD	LNG
		REC	YDS	AVG			ATT	YDS	AVG			
2019	11/9	29	475	16.4		0	38	9	35	3.9	0	11
2020	2/2	8	112	14.6		1	49	1	3	3.0	0	3
TOTAL	13/11	37	587	14.0		1	49	10	38	3.8	0	11

GAME-BY-GAME STATS

	GP/GS	RECEIVING				TD	RUSHING				TD	LNG
		REC	YDS	AVG			ATT	YDS	AVG			
GEORGIA	1/1	7	102	14.6		1	49	1	3	3.0	0	3
at Mississippi St.	1/1	1	10	10.0		0	10	0	0.0	0	0	0
at Auburn												
OLE MISS												
at Texas A&M												
TENNESSEE												
at Florida												
LSU												
at Missouri												
ALABAMA												
TOTAL	2/2	8	112	14.0		1	49	1	3	3.0	0	3

SEASON HIGHS

Receptions	7 vs. #4 Georgia (9/26/20)
Receiving Yards	102 vs. #4 Georgia (9/26/20)
Receiving Touchdowns	1 vs. #4 Georgia (9/26/20)
Long Reception	49 vs. #4 Georgia (9/26/20)
Rushes	1 vs. #4 Georgia (9/26/20)
Rushing Yards	3 vs. #4 Georgia (9/26/20)
Long Rush	3 vs. #4 Georgia (9/26/20)

CAREER HIGHS

Receptions	7 vs. #4 Georgia (9/26/20)
Receiving Yards	102 vs. #4 Georgia (9/26/20)
Receiving Touchdowns	1 vs. #4 Georgia (9/26/20)
Long Reception	49 vs. #4 Georgia (9/26/20)
Rushes	4 vs. Mississippi St. (11/2/19)
Rushing Yards	15 vs. Mississippi St. (11/2/19)
Long Rush	7 (2x) last at #1 LSU (11/23/19)



HUDSON CLARK

17

Defensive Back | 6-2 | 176 | R-Freshman
Dallas, Texas | Highland Park HS

QUICK HITS

- Started first career game at No. 13 Auburn and made a career-high seven tackles.
- Saw first collegiate action in the upset win at No. 16 Mississippi State.
- Walk-on who did not play his first season on campus in 2019.
- Won three consecutive Class 5A State Championships at Highland Park HS.
- Parents are both Arkansas grads, grandfather Ronnie Clark is HOF Arkansas HS football coach, spent 27 years at Berryville HS.

CAREER STATS

	GP/GS	UA	A	TOT	TFL-YDS	SCK-YDS	FF	FR-YDS	INT-YDS	QBH	BRUP
2020	2/1	8	1	9	0.0-0	0.0-0	0	0-0	0-0	0	1
TOTAL	2/1	8	1	9	0.0-0	0.0-0	0	0-0	0-0	0	1

GAME-BY-GAME STATS

	GP/GS	UA	A	TOT	TFL-YDS	SCK-YDS	FF	FR-YDS	INT-YDS	QBH	BRUP
GEORGIA				---	DNP	---					
at Mississippi St.	0/1	1	1	2	0.0-0	0.0-0	0	0-0	0-0	0	0
at Auburn	1/1	7	0	7	0.0-0	0.0-0	0	0-0	0-0	0	1
OLE MISS											
at Texas A&M											
TENNESSEE											
at Florida											
LSU											
at Missouri											
ALABAMA											
TOTAL	2/1	8	1	9	0.0-0	0.0-0	0	0-0	0-0	0	1

SEASON HIGHS

Tackles	7 at #13 Auburn (10/10/20)
Double-Figure Tackle Games	
Tackles For Loss	
Sacks	
Interceptions	
Interception Return Yards	
QB Hurries	
Pass Breakups	1 at #13 Auburn (10/10/20)
Forced Fumbles	

CAREER HIGHS

Tackles	7 at #13 Auburn (10/10/20)
Double-Figure Tackle Games	
Tackles For Loss	
Sacks	
Interceptions	
Interception Return Yards	
QB Hurries	
Pass Breakups	1 at #13 Auburn (10/10/20)
Forced Fumbles	

GAME 4: OLE MISS



TYSON MORRIS

19

Wide Receiver | 6-1 | 202 | R-Senior
Helena-West Helena, Ark. | Central Oklahoma



QUICK HITS

- Finished fourth on the team in 2019 with 11.9 ypc.
- Began Arkansas career as walk-on, placed on scholarship in August 2019.
- Father, Isaiah Morris, played basketball at Arkansas from 1990-92 - drafted by Miami Heat.
- Won the Arkansas Class 7A state championship as a senior in 2015
- Transferred from Central Oklahoma in 2017.

CAREER STATS

	GP/GS	RECEIVING				LNG	RUSHING				LNG
		REC	YDS	AVG	TD		ATT	YDS	AVG	TD	
2018	11/0	4	30	7.5	1	11	0	0	0.0	0	0
2019	11/0	13	155	11.9	1	30	0	0	0.0	0	0
2020	3/0	1	6	6.0	0	0	0	0	0.0	0	0
TOTAL	24/0	18	191	10.6	2	30	0	0	0.0	0	0

GAME-BY-GAME STATS

	GP/GS	RECEIVING				LNG	RUSHING				LNG
		REC	YDS	AVG	TD		ATT	YDS	AVG	TD	
GEORGIA	1/0	0	0	0.0	0	0	0	0	0.0	0	0
at Mississippi St.	1/0	0	0	0.0	0	0	0	0	0.0	0	0
at Auburn	1/0	1	6	6.0	0	0	0	0	0.0	0	0
OLE MISS											
at Texas A&M											
TENNESSEE											
at Florida											
LSU											
at Missouri											
ALABAMA											
TOTAL	3/0	1	6	6.0	0	0	0	0	0.0	0	0

SEASON HIGHS

Receptions1 at #13 Auburn (10/10/20)
Receiving Yards.....6 at #13 Auburn (10/10/20)
Receiving Touchdowns.....
Long Reception

CAREER HIGHS

Receptions4 vs. San Jose State (9/21/19)
Receiving Yards.....60 vs. San Jose State (9/21/19)
Receiving Touchdowns.....1 (2x) last vs. San Jose State (9/21/19)
Long Reception30 vs. San Jose State (9/21/19)



MONTARIC BROWN

21

Defensive Back | 6-0 | 190 | R-Junior
Ashdown, Ark. | Ashdown HS

QUICK HITS

- Picked off his second career pass in opener vs. No. 4 Georgia.
- Finished the 2019 season tied for fifth on the team in tackles (39).
- Recorded a career-best six tackles in the 2019 season finale against Missouri.
- Picked off Texas A&M QB Kellen Mond in the end zone for his first career INT against Texas A&M.
- Nickname - Buster - given to him by HS coach & town of Ashdown, Ark.
- Consensus four-star prospect and No. 1 player in Arkansas.

CAREER STATS

	GP/GS	UA	A	TOT	TFL-YDS	SCK-YDS	FF	FR-YDS	INT-YDS	QBH	BRUP
2018	11/3	8	1	9	0.0-0	0.0-0	0	0-0	0-0	0	1
2019	10/10	25	14	39	1.0-3	0.0-0	0	1-0	1-12	0	3
2020	2/2	6	0	6	1.0-3	0.0-0	0	0-0	1-0	1	1
TOTAL	23/15	39	15	54	2.0-6	0.0-0	0	1-0	2-12	0	5

GAME-BY-GAME STATS

	GP/GS	UA	A	TOT	TFL-YDS	SCK-YDS	FF	FR-YDS	INT-YDS	QBH	BRUP
GEORGIA	1/1	3	0	3	0.0-0	0.0-0	0	0-0	0-0	0	1
at Mississippi St.	1/1	3	0	3	1.0-3	0.0-0	0	0-0	0-0	0	0
at Auburn					---	DNP	---				
OLE MISS											
at Texas A&M											
TENNESSEE											
at Florida											
LSU											
at Missouri											
ALABAMA											
TOTAL	2/2	6	0	6	1.0-3	0.0-0	0	0-0	0-0	0	1

SEASON HIGHS

Tackles3 (2x) last at #16 Mississippi State (10/3/20)
Double-Figure Tackle Games.....
Tackles For Loss.....1.0 at #16 Mississippi State (10/3/20)
Sacks.....
Interceptions1 vs. #4 Georgia (9/26/20)
Interception Return Yards.....
QB Hurries.....
Pass Breakups.....1 vs. #4 Georgia (9/26/20)
Forced Fumbles.....

CAREER HIGHS

Tackles6 vs. Missouri (11/29/19)
Double-Figure Tackle Games.....None
Tackles For Loss.....1.0 (2x) last at #16 Mississippi State (10/3/20)
Sacks.....None
Interceptions1 (2x) last vs. #4 Georgia (9/26/20)
Interception Return Yards12 vs. Texas A&M (9/28/19)
QB Hurries.....None
Pass Breakups.....2 vs. Colorado State (9/14/19)
Forced Fumbles.....None

GAME 4: OLE MISS



TRELON SMITH

22

Running Back | 5-9 | 185 | R-Junior
Houston, Texas | Arizona State

QUICK HITS

- Had a career day in his first career start at Auburn, rushing for 81 yards and catching six passes for 78 yards and a score.
- Did not play during the 2019 season at Arkansas due to NCAA transfer regulations.
- Smith and fellow running back Rakeem Boyd both hail from Houston, but they did not know each other prior to attending Arkansas.

CAREER STATS

	RUSHING					RECEIVING						
	GP/GS	ATT	YDS	AVG	TD	LNG	REC	YDS	AVG	TD	LNG	
2017	4/0	1	4	4.0	0	4	0	0	0	0	0	0
2018	4/0	11	56	5.1	0	19	4	22	5.5	0	7	7
2019												
--- DNP due to transfer rules ---												
2020	3/1	41	167	4.1	0	15	14	113	8.1	1	25	25
TOTAL	11/1	53	227	4.3	0	19	18	135	7.5	1	25	

* 2017 & 2018 at Arizona State

GAME-BY-GAME STATS

	RUSHING					RECEIVING						
	GP/GS	ATT	YDS	AVG	TD	LNG	REC	YDS	AVG	TD	LNG	
GEORGIA	1/0	6	38	6.3	0	11	3	13	4.3	0	6	6
at Mississippi St.	1/0	14	48	3.4	0	11	5	22	4.4	0	10	10
at Auburn	1/1	21	81	3.9	0	15	6	78	13.0	1	25	25
OLE MISS												
at Texas A&M												
TENNESSEE												
at Florida												
LSU												
at Missouri												
ALABAMA												
TOTAL	3/1	41	167	4.1	0	11	14	113	8.1	1	25	

SEASON HIGHS

Rushes	21 at # 13 Auburn (10/10/20)
Rushing Yards	81 at # 13 Auburn (10/10/20)
Rushing Touchdowns	
Long Rush	15 at # 13 Auburn (10/10/20)
100-Yard Games	
Receptions	6 at # 13 Auburn (10/10/20)
Receiving Yards	78 at # 13 Auburn (10/10/20)
Receiving Touchdowns	1 at # 13 Auburn (10/10/20)
Long Reception	25 at # 13 Auburn (10/10/20)

CAREER HIGHS

Rushes	21 at # 13 Auburn (10/10/20)
Rushing Yards	81 at # 13 Auburn (10/10/20)
Rushing Touchdowns	None
Long Rush	19 at #10 Washington (9/22/18)*
100-Yard Games	None
Receptions	6 at # 13 Auburn (10/10/20)
Receiving Yards	78 at # 13 Auburn (10/10/20)
Receiving Touchdowns	1 at # 13 Auburn (10/10/20)
Long Reception	25 at # 13 Auburn (10/10/20)

* at Arizona State



HAYDEN HENRY

27

Linebacker | 6-2 | 226 | Junior
Little Rock, Ark. | Pulaski Academy



QUICK HITS

- Recorded first career sack in the 2019 season opener against Portland State.
- Forced a fumble that was returned for a TD by LaDarius Bishop against Colorado State in 2019.
- Named 2018 & 2019 Fall SEC Academic Honor Roll.
- Razorback Bloodline: Grandfather, Skip Coffman, played basketball (1957-62), father, Mark, played football (1988-91), brothers Hunter (2013-15) & Hudson (current) play FB.
- Brother Hunter is a tight end for the Los Angeles Chargers.

CAREER STATS

	GP/GS	UA	A	TOT	TFL-YDS	SCK-YDS	FF	FR-YDS	INT-YDS	QBH	BRUP
2017	12/0	3	0	3	0.0-0	0.0-0	0	0-0	0-0	0	0
2018	12/1	9	15	24	0.0-0	0.0-0	0	0-0	0-0	0	0
2019	10/0	16	15	31	2.5-9	1.0-7	1	0-0	0-0	0	2
2020	3/0	4	4	8	1.0-8	1.0-8	0	0-0	0-0	0	0
TOTAL	37/1	32	34	66	3.5-17	2.0-15	1	0-0	0-0	0	2

GAME-BY-GAME STATS

	GP/GS	UA	A	TOT	TFL-YDS	SCK-YDS	FF	FR-YDS	INT-YDS	QBH	BRUP
GEORGIA	1/0	1	0	1	0.0-0	0.0-0	0	0-0	0-0	0	0
at Mississippi St.	1/0	2	1	3	0.0-0	0.0-0	0	0-0	0-0	0	0
at Auburn	1/0	1	3	4	1.0-8	1.0-8	0	0-0	0-0	0	0
OLE MISS											
at Texas A&M											
TENNESSEE											
at Florida											
LSU											
at Missouri											
ALABAMA											
TOTAL	3/0	4	4	8	1.0-8	1.0-8	0	0-0	0-0	0	0

SEASON HIGHS

Tackles	4 at #13 Auburn (10/10/20)
Tackles For Loss	1.0 at #13 Auburn (10/10/20)
Sacks	1.0 at #13 Auburn (10/10/20)
Interceptions	
Interception Return Yards	
QB Hurries	
Pass Breakups	
Forced Fumbles	

CAREER HIGHS

Tackles	8 vs. LSU (11/10/18)
Tackles For Loss	1.5 vs. Colorado State (9/14/19)
Sacks	1.0 (2x) last at #13 Auburn (10/10/20)
Interceptions	None
Interception Return Yards	None
QB Hurries	None
Pass Breakups	1 (2x) last vs. San Jose State (9/21/19)
Forced Fumbles	1 vs. Colorado State (9/14/19)

GAME 4: OLE MISS



GRANT MORGAN

31

Linebacker | 5-11 | 222 | R-Senior
Greenwood HS | Greenwood, Ark.



QUICK HITS

- Set a career-high with 15 tackles in the upset win at No. 16 Mississippi State.
- Made 13 stops vs. No. 4 Georgia, with 10 in the first half.
- Sixth leading tackler on the team in 2019, set a career-best with 39 total stops.
- Made at least one tackle in every game in 2019, a season-best 7 against Western Kentucky.
- Younger brother of former Arkansas & NFL wide receiver Drew Morgan.
- Began Arkansas career as walk-on, placed on scholarship Aug. 2018.
- Played in every game since freshman season in 2017.
- 2018 & 2019 Fall SEC Academic Honor Roll.

CAREER STATS

	GP/GS	UA	A	TOT	TFL-YDS	SCK-YDS	FF	FR-YDS	INT-YDS	QBH	BRUP
2017	12/0	22	16	38	3.5-15	1.0-9	1	0-0	0-0	2	2
2018	12/0	8	16	24	2.5-4	0.0-0	0	0-0	0-0	2	1
2019	12/0	9	30	39	3.0-14	1.0-8	0	0-0	0-0	0	0
2020	3/3	8	25	33	0.5-1	0.0-0	0	0-0	0-0	0	1
TOTAL	39/3	47	87	135	9.5-34	2.0-17	1	0-0	0-0	4	4

GAME-BY-GAME STATS

	GP/GS	UA	A	TOT	TFL-YDS	SCK-YDS	FF	FR-YDS	INT-YDS	QBH	BRUP
GEORGIA	1/1	4	9	13	0.0-0	0.0-0	0	0-0	0-0	0	0
at Mississippi St.	1/1	4	11	15	0.5-1	0.0-0	0	0-0	0-0	0	1
at Auburn	1/1	0	5	5	0.0-0	0.0-0	0	0-0	0-0	0	0
OLE MISS											
at Texas A&M											
TENNESSEE											
at Florida											
LSU											
at Missouri											
ALABAMA											
TOTAL	3/3	8	25	33	0.5-1	0.0-0	0	0-0	0-0	0	1

SEASON HIGHS

Tackles.....15 at #16 Mississippi State (10/3/20)
Tackles For Loss.....0.5 at #16 Mississippi State (10/3/20)
Sacks.....
Interceptions.....
Interception Return Yards.....
QB Hurries.....
Pass Breakups.....1 at #16 Mississippi State (10/3/20)
Forced Fumbles.....
Fumble Recoveries.....

CAREER HIGHS

Tackles.....15 at #16 Mississippi State (10/3/20)
Tackles For Loss.....2.0 vs Mississippi State (11/18/17)
Sacks.....1.0 (3x) last vs. Colorado State (9/14/19)
Interceptions.....None
Interception Return Yards.....None
QB Hurries.....1 (3x) last vs. North Texas (9/15/18)
Pass Breakups.....1 (3x) last vs. Eastern Illinois (9/1/18)
Forced Fumbles.....1 vs. Auburn (10/21/17)
Fumble Recoveries.....None



A.J. REED

35

Kicker | 5-11 | 186 | R-Senior
Prattville, Ala. | Duke



QUICK HITS

- Made 66 consecutive PATs, dating back to 2016 at Duke, last miss 9/17/16 at Northwestern.
- ACC Specialist of the Week 11/28/19 after hitting a career-long 51 yard field goal vs. Syracuse.
- Only ACC kicker in 2019 to make three field goals of 49 or more yards.
- In 2019 was All-ACC Honorable Mention and a CoSIDA Academic All-District honoree.
- Graduated from Duke with a degree in political science and a minor in economics.
- Dad was in the Air Force and he lived in over 10 different places while growing up. Both of his parents are from Ft. Smith, Ark., roughly 60 miles from Fayetteville.

CAREER STATS

	FIELD GOALS/POINT AFTER TRIES								KICKOFFS				
	GP/GS	FGM	FGA	PCT	LG	BLK	XPA	XPM	NO	YDS	AVG	TB	OB
2016	12/0	3	10	97.9	38	0	37	38	0	0	00.0	0	0
2017													
2018	6/0	0	0	0.00	0	0	0	0	34	2021	59.4	5	1
2019	12/0	15	18	83.3	51	0	34	34	57	3182	55.8	15	1
2020	3/0	2	2	100.0	25	0	5	5	2	125	62.5	0	1
TOTAL	33/0	20	30	65.5	51	0	76	77	93	5328	57.3	20	3

* 2016-19 at Duke

GAME-BY-GAME STATS

	FIELD GOALS/POINT AFTER TRIES								KICKOFFS				
	GP/GS	FGA	FGM	PCT	LG	BLK	XPA	XPM	NO	YDS	AVG	TB	OB
GEORGIA	1/0	1	1	100.0	25	0	1	1	0	0	0.0	0	0
at Mississippi St.	1/0	-	-	-	-	-	3	3	0	0	0.0	0	0
at Auburn	1/0	1	1	100.0	23	0	1	1	2	125	62.5	0	1
OLE MISS													
at Texas A&M													
TENNESSEE													
at Florida													
LSU													
at Missouri													
ALABAMA													
TOTAL	3/0	2	2	100.0	25	0	5	5	2	125	62.5	0	1

SEASON HIGHS

Field Goals Made.....1 (2x) last at #13 Auburn (10/10/20)
Field Goals Attempted.....1 (2x) last at #13 Auburn (10/10/20)
Long Field Goal.....25 vs. #4 Georgia (9/26/20)
Point After Tries.....3 at #16 Mississippi State (10/3/20)
Point After Tries Made.....3 at #16 Mississippi State (10/3/20)

CAREER HIGHS

Field Goals Made.....2 (4x) last vs. Miami (FL) (11/30/19)*
Field Goals Attempted.....3 (2x) last vs. Miami (FL) (11/30/19)*
Long Field Goal.....51 vs. Syracuse (11/16/19)*
Point After Tries.....7 vs. North Carolina Central (9/3/16)*
Point After Tries Made.....7 vs. North Carolina Central (9/3/16)*

* at Duke

GAME 4: OLE MISS



GEORGE CARATAN

40

Punter | 6-2 | 213 | Junior
Pacific Palisades, Calif. | Michigan

QUICK HITS

- Did not see game action in two seasons at Michigan (2018-19).
- Attended St. Thomas More in Connecticut, was first team All-Connecticut.
- Also attended Loyola HS in Los Angeles for two years.
- Grew up on a grape farm in California.

CAREER STATS

	GP/GS	NO	YDS	AVG	LG	TB	FC	I20	50+	BLK
2020	3/0	16	727	45.4	57	2	4	4	4	2
TOTAL	3/0	16	727	45.4	57	2	4	4	4	2

GAME-BY-GAME STATS

	GP/GS	NO	YDS	AVG	LG	TB	FC	I20	50+	BLK
GEORGIA	1/0	5	248	49.6	57	1	1	0	3	1
at Mississippi St.	1/0	7	300	42.9	48	1	2	3	0	
at Auburn	1/0	4	179	44.8	51	0	1	1	1	1
OLE MISS										
at Texas A&M										
TENNESSEE										
at Florida										
LSU										
at Missouri										
ALABAMA										
TOTAL	3/0	16	727	45.3	57	2	4	4	4	2

SEASON HIGHS

Total Punts..... 7 at #16 Mississippi State (10/3/20)
Average..... 48.0 vs. #4 Georgia (9/26/20)
Long..... 57 vs. #4 Georgia (9/26/20)
Yards..... 300 at #16 Mississippi State (10/3/20)

CAREER HIGHS

Total Punts..... 7 at #16 Mississippi State (10/3/20)
Average..... 48.0 vs. #4 Georgia (9/26/20)
Long..... 57 vs. #4 Georgia (9/26/20)
Yards..... 300 at #16 Mississippi State (10/3/20)



T.J. HAMMONDS

41

Wide Receiver | 5-10 | 184 | R-Senior
Little Rock, Ark. | Joe T. Robinson HS

QUICK HITS

- Made transition from running back to wide receiver prior to the 2020 season.
- Recorded the team's longest receptions in 2018 on a 64 yard TD grab at Colorado State.
- His 88-yard TD run against Coastal Carolina ('17) was the sixth-longest run in team history.
- Also had a 60-yard TD catch vs. CC to be first Hog since 2012 with two TDs of 60+ yards.
- Consensus four-star prospect out of high school.

CAREER STATS

	RECEIVING					RUSHING				
	GP/GS	REC	YDS	AVG	TD	LNG	ATT	YDS	AVG	TD
2016	8/0	0	0	0.0	0	0	15	88	5.9	1
2017	12/0	2	64	32.0	1	60	32	267	8.3	1
2018	4/0	4	84	12.0	1	64	10	28	2.8	0
2019	5/0	4	10	2.5	0	7	8	62	7.8	0
2020	3/0	0	0	0.0	0	0	1	-14	-14.0	0
TOTAL	31/0	12	166	13.8	2	64	65	448	6.9	2

GAME-BY-GAME STATS

	RECEIVING					RUSHING				
	GP/GS	REC	YDS	AVG	TD	LNG	ATT	YDS	AVG	TD
GEORGIA	1/0	0	0	0.0	0	0	1	-14	-14.0	0
at Mississippi St.	1/0	0	0	0.0	0	0	0	0	0.0	0
at Auburn	1/0	0	0	0.0	0	0	0	0	0.0	0
OLE MISS										
at Texas A&M										
TENNESSEE										
at Florida										
LSU										
at Missouri										
ALABAMA										
TOTAL	2/0	0	0	0.0	0	0	1	-14	-14.0	0

SEASON HIGHS

Rushes..... 1 vs. #4 Georgia (9/26/20)
Rushing Yards.....
Rushing Touchdowns.....
Long Rush.....
Receptions.....
Receiving Yards.....
Receiving Touchdowns.....
Long Reception.....

CAREER HIGHS

Rushes..... 11 at Ole Miss (10/28/17)
Rushing Yards..... 119 vs. Coastal Carolina (11/4/17)
Rushing Touchdowns..... 1 (2x), last vs. Coastal Carolina (11/4/17)
Long Rush..... 88 vs. Coastal Carolina (11/4/17)
Receptions..... 2 (2x) last vs. #23 Texas A&M (9/28/19)
Receiving Yards..... 64 at Colorado State (9/8/18)
Receiving Touchdowns..... 1 (2x) last at Colorado State (9/8/18)
Long Reception..... 64 at Colorado State (9/8/18)

GAME 4: OLE MISS



JONATHAN MARSHALL

42

Defensive Line | 6-3 | 317 | R-Senior
Shepherd, Texas | Shepherd HS



QUICK HITS

- Most experienced returner along the D-line for 2020 with 35 career games played.
- Recorded a career-best 1.5 TFLs in the 2019 season finale against Missouri.
- Summer max at 650 lbs on squad, 365 lbs clean, 450 lbs bench, 33 inch vertical.
- Cousin Cedric Reed - Buffalo Bills, relative Cedric Hardman 9th pick overall by 49ers in 1970.
- Great all-around athlete, recorded 1,200 points and 800 rebounds in HS; also threw shot-put.

CAREER STATS

	GP/GS	UA	A	TOT	TFL-YDS	SCK-YDS	FF	FR-YDS	INT-YDS	QBH	BRUP
2017	12/0	2	4	6	0.5-0	0.0-0	0	0-0	0-0	2	0
2018	11/0	4	10	14	0.0-0	0.0-0	0	0-0	0-0	0	0
2019	12/0	8	9	17	4.5-12	0.5-0	1	0-0	0-0	3	0
2020	3/3	7	4	11	1.0-7	1.0-7	0	0-0	0-0	1	0
TOTAL	36/3	21	27	48	6.0-19	1.5-7	1	0-0	0-0	6	0

GAME-BY-GAME STATS

	GP/GS	UA	A	TOT	TFL-YDS	SCK-YDS	FF	FR-YDS	INT-YDS	QBH	BRUP
GEORGIA	1/1	1	1	2	0.0-0	0.0-0	0	0-0	0-0	1	0
at Mississippi St.	1/1	2	1	3	0.0-0	0.0-0	0	0-0	0-0	0	0
at Auburn	1/1	4	2	6	1.0-7	1.0-7	0	0-0	0-0	0	0
OLE MISS											
at Texas A&M											
TENNESSEE											
at Florida											
LSU											
at Missouri											
ALABAMA											
TOTAL	3/3	7	4	11	1.0-7	1.0-7	0	0-0	0-0	1	0

SEASON HIGHS

Tackles	6 at #13 Auburn (10/10/20)
Tackles For Loss	1.0 at #13 Auburn (10/10/20)
Sacks	1.0 at #13 Auburn (10/10/20)
Interceptions	
Interception Return Yards	
QB Hurries	1 vs. #4 Georgia (9/26/20)
Pass Breakups	
Forced Fumbles	

CAREER HIGHS

Tackles	6 at #13 Auburn (10/10/20)
Tackles For Loss	1.5 vs. Missouri (11/29/19)
Sacks	1.0 at #13 Auburn (10/10/20)
Interceptions	None
Interception Return Yards	None
QB Hurries	2 vs. Florida A&M (8/31/17)
Pass Breakups	None
Forced Fumbles	1 at Kentucky (10/12/19)



ERIC GREGORY

50

Defensive Line | 6-4 | 283 | R-Freshman
Memphis, Tenn. | IMG Academy

QUICK HITS

- Recorded at least 0.5 sacks in two consecutive games at Auburn and Mississippi State.
- Last season appeared in two games and made tackles against Auburn and Mississippi State.
- A consensus four-star prospect, ranked the No. 32 strongside defensive end by Rivals.
- Chose Arkansas over Auburn, LSU, Tennessee, Mississippi State, South Carolina and others.

CAREER STATS

	GP/GS	UA	A	TOT	TFL-YDS	SCK-YDS	FF	FR-YDS	INT-YDS	QBH	BRUP
2019	2/0	1	3	4	0.0-0	0.0-0	0	0-0	0-0	0	0
2020	3/2	5	7	12	1.0-8	1.0-8	0	0-0	0-0	1	0
TOTAL	5/2	6	10	16	1.0-8	1.0-8	0	0-0	0-0	1	0

GAME-BY-GAME STATS

	GP/GS	UA	A	TOT	TFL-YDS	SCK-YDS	FF	FR-YDS	INT-YDS	QBH	BRUP
GEORGIA	1/0	0	3	3	0.0-0	0.0-0	0	0-0	0-0	1	0
at Mississippi St.	1/1	1	2	3	1.0-8	1.0-8	0	0-0	0-0	0	0
at Auburn	1/1	4	2	6	0.5-3	0.5-3	0	0-0	0-0	0	0
OLE MISS											
at Texas A&M											
TENNESSEE											
at Florida											
LSU											
at Missouri											
ALABAMA											
TOTAL	3/2	5	7	12	1.5-11	1.5-11	0	0-0	0-0	1	0

SEASON HIGHS

Tackles	6 at #13 Auburn (10/10/20)
Double-Figure Tackle Games	
Tackles For Loss	1.0 at #16 Mississippi State (10/3/20)
Sacks	1.0 at #16 Mississippi State (10/3/20)
Interceptions	
Interception Return Yards	
QB Hurries	1 vs. #4 Georgia (9/26/20)
Pass Breakups	
Forced Fumbles	

CAREER HIGHS

Tackles	6 at #13 Auburn (10/10/20)
Double-Figure Tackle Games	
Tackles For Loss	1.0 at #16 Mississippi State (10/3/20)
Sacks	1.0 at #16 Mississippi State (10/3/20)
Interceptions	
Interception Return Yards	
QB Hurries	1 vs. #4 Georgia (9/26/20)
Pass Breakups	
Forced Fumbles	

GAME 4: OLE MISS



ZACH WILLIAMS

56

Defensive Line | 6-4 | 246 | Sophomore
Little Rock, Ark. | Joe T. Robinson HS

QUICK HITS

- 1.5 tackles for loss vs. Georgia is tied for the Razorback single-game high this year with Dorian Gerald.
- Four-star prospect rated the No. 15 weakside defensive end in the country by 247Sports.
- Chose Arkansas over Alabama, Florida, Georgia, Tennessee, Cal, Texas and others.
- Son of former Arkansas linebacker Rickey Williams (1984-87)

CAREER STATS

	GP/GS	UA	A	TOT	TFL-YDS	SCK-YDS	FF	FR-YDS	INT-YDS	QBH	BRUP
2019	9/0	6	6	12	0.0-0	0.0-0	0	0-0	0-0	0	0
2020	3/2	7	10	17	1.5-9	1.0-8	0	0-0	0-0	0	0
TOTAL	12/2	23	16	29	1.5-9	1.0-8	0	0-0	0-0	0	0

GAME-BY-GAME STATS

	GP/GS	UA	A	TOT	TFL-YDS	SCK-YDS	FF	FR-YDS	INT-YDS	QBH	BRUP
GEORGIA	1/0	3	4	7	1.5-9	1.0-8	0	0-0	0-0	0	0
at Mississippi St.	1/1	2	4	6	0.0-0	0.0-0	0	0-0	0-0	0	0
at Auburn	1/1	2	2	4	0.0-0	0.0-0	0	0-0	0-0	0	0
OLE MISS											
at Texas A&M											
TENNESSEE											
at Florida											
LSU											
at Missouri											
ALABAMA											
TOTAL	3.2	7	10	17	1.5-9	1.0-8	0	0-0	0-0	0	0

SEASON HIGHS

Tackles	7 vs. #4 Georgia (9/26/20)
Double-Figure Tackle Games	
Tackles For Loss	1.5 vs. #4 Georgia (9/26/20)
Sacks	1.0 vs. #4 Georgia (9/26/20)
Interceptions	
Interception Return Yards	
QB Hurries	
Pass Breakups	
Forced Fumbles	

CAREER HIGHS

Tackles	7 vs. #4 Georgia (9/26/20)
Double-Figure Tackle Games	
Tackles For Loss	1.5 vs. #4 Georgia (9/26/20)
Sacks	1.0 vs. #4 Georgia (9/26/20)
Interceptions	
Interception Return Yards	
QB Hurries	
Pass Breakups	
Forced Fumbles	



HUDSON HENRY

82

Tight End | 6-5 | 249 | R-Freshman
Little Rock, Ark. | Pulaski Academy

QUICK HITS

- Scored first career TD on a 12-yard reception in the upset win at No. 16 Mississippi State.
- Four star prospect, ranked the No. 1 tight end in the country by ESPN.
- Comes from a family of Razorbacks - dad Mark was an All-Southwest Conference offensive lineman (1988-91), brother Hunter was an all-american tight end (2013-15) and is currently in the NFL, brother Hayden is currently a linebacker on the team.

CAREER STATS

	GP/GS	RECEIVING					RUSHING				
		REC	YDS	AVG	TD	LNG	ATT	YDS	AVG	TD	LNG
2019	3/0	3	15	5.0	0	14	0	0	0	0	0
2020	2/0	4	20	5.0	1	12	0	0	0	0	0
TOTAL	5/0	7	35	5.0	1	14	0	0	0	0	0

GAME-BY-GAME STATS

	GP/GS	REC	YDS	AVG	TD	LNG	ATT	YDS	AVG	TD	LNG
GEORGIA	1/0	0	0	0	0	0	0	0	0	0	0
at Mississippi St.	1/0	4	20	5.0	1	12	0	0	0	0	0
at Auburn		--- DNP ---									
OLE MISS											
at Texas A&M											
TENNESSEE											
at Florida											
LSU											
at Missouri											
ALABAMA											
TOTAL	2/0	4	20	5.0	1	12	0	0	0	0	0

SEASON HIGHS

Receptions	4 at #16 Mississippi State (10/3/20)
Receiving Yards	20 at #16 Mississippi State (10/3/20)
Receiving Touchdowns	1 at #16 Mississippi State (10/3/20)
Long Reception	12 at #16 Mississippi State (10/3/20)

CAREER HIGHS

Receptions	4 at #16 Mississippi State (10/3/20)
Receiving Yards	20 at #16 Mississippi State (10/3/20)
Receiving Touchdowns	1 at #16 Mississippi State (10/3/20)
Long Reception	17 at #1 LSU (11/23/19)

GAME 4: OLE MISS



ISAIAH NICHOLS

93

Defensive Line | 6-3 | 281 | R-Sophomore
Springdale, Ark. | Springdale HS

QUICK HITS

- Recorded 1.0 TFL and 0.5 SKs in the 2019 season finale against Missouri.
- Had three multi-tackle games including a career-best four stops vs. Colorado State.
- Consensus three-star prospect out of high school.
- Recorded 43 tackles for loss his final two seasons in high school.
- Finalist for Hooten's Class 7A/6A Defensive Player of the Year.

CAREER STATS

	GP/GS	UA	A	TOT	TFL-YDS	SCK-YDS	FF	FR-YDS	INT-YDS	QBH	BRUP
2018	3/0	1	0	1	0.0-0	0.0-0	0	0-0	0-0	0	0
2019	12/0	7	10	17	1.0-3	0.5-1	0	0-0	0-0	0	0
2020	3/2	1	6	7	0.5-1	0.5-1	0	0-0	0-0	1	0
TOTAL	18/2	9	16	25	1.5-4	1.0-2	0	0-0	0-0	1	0

GAME-BY-GAME STATS

	GP/GS	UA	A	TOT	TFL-YDS	SCK-YDS	FF	FR-YDS	INT-YDS	QBH	BRUP
GEORGIA	1/1	0	3	3	0.0-0	0.0-0	0	0-0	0-0	1	0
at Mississippi St.	1/0	0	1	1	0.0-0	0.0-0	0	0-0	0-0	0	0
at Auburn	1/1	1	2	3	0.5-1	0.5-1	0	0-0	0-0	0	0
OLE MISS											
at Texas A&M											
TENNESSEE											
at Florida											
LSU											
at Missouri											
ALABAMA											
TOTAL	3/2	1	6	7	0.5-1	0.5-1	0	0-0	0-0	1	0

SEASON HIGHS

Tackles 3 vs. #4 Georgia (9/26/20)
Tackles For Loss
Sacks
Interceptions
Interception Return Yards
QB Hurries 1 vs. #4 Georgia (9/26/20)
Pass Breakups
Forced Fumbles

CAREER HIGHS

Tackles 4 vs. Colorado State (9/14/19)
Tackles For Loss 0.5 (2x) last vs. Missouri (11/29/19)
Sacks 0.5 vs. Missouri (11/29/19)
Interceptions None
Interception Return Yards None
QB Hurries None
Pass Breakups None
Forced Fumbles None



XAVIER KELLY

97

Defensive Line | 6-5 | 311 | R-Senior
Wichita, Kan. | Clemson



QUICK HITS

- Member of two National Championship teams and four ACC Championship team at Clemson.
- Recorded first career sack in 2017 against Wake Forest.
- While at Clemson completed microinternships at Adobe and WH Trucking.
- Graduated from Clemson in December 2019 with a degree in sports communication.
- Very talented artist - Clem DT coach Todd Bates said "He can touch people with his gift."

CAREER STATS

	GP/GS	UA	A	TOT	TFL-YDS	SCK-YDS	FF	FR-YDS	INT-YDS	QBH	BRUP
2017	8/0	5	4	9	1.0-2	1.0-2	0	0-0	0-0	3	0
2018	11/0	5	3	8	1.0-12	1.0-12	1	0-0	0-0	1	0
2019	10/0	4	2	6	0.0-0	0.5-0	0	1-0	0-0	3	0
2020	3/0	0	4	4	0.0-0	0.0-0	0	0-0	0-0	1	0
TOTAL	32/0	14	13	27	1.0-3	2.5-14	1	1-0	0-0	8	0

* 2017-19 at Clemson

GAME-BY-GAME STATS

	GP/GS	UA	A	TOT	TFL-YDS	SCK-YDS	FF	FR-YDS	INT-YDS	QBH	BRUP
GEORGIA	1/0	0	0	0	0.0-0	0.0-0	0	0-0	0-0	0	0
at Mississippi St.	1/0	0	2	2	0.0-0	0.0-0	0	0-0	0-0	1	0
at Auburn	1/0	0	2	2	0.0-0	0.0-0	0	0-0	0-0	0	0
OLE MISS											
at Texas A&M											
TENNESSEE											
at Florida											
LSU											
at Missouri											
ALABAMA											
TOTAL	3/0	0	4	4	0.0-0	0.0-0	0	0-0	0-0	1	0

SEASON HIGHS

Tackles 2 (2x) last at #13 Auburn (10/10/20)
Tackles For Loss
Sacks
Interceptions
Interception Return Yards
QB Hurries 1 at #16 Mississippi State (10/3/20)
Pass Breakups
Forced Fumbles

CAREER HIGHS

Tackles 5 vs. The Citadel (11/18/17)*
Tackles For Loss 1.0 (2x) last at Florida State (10/27/18)*
Sacks 1.0 (2x) last at Florida State (10/27/18)*
Interceptions None
Interception Return Yards None
QB Hurries 3 at Syracuse (9/14/19)*
Pass Breakups None
Forced Fumbles None

* at Clemson

#4/3 Georgia (1-0, 1-0)..... 37
Arkansas (0-1, 0-1)..... 10

September 26, 2020 | Fayetteville, Ark.

Donald W. Reynolds Razorback Stadium | Time: 3 p.m. | Attendance: 16,500

TV: SEC Network > Dave Neal (PBP), D.J. Shockley (Analyst) & Tera Talmadge (Sideline)

SCORING SUMMARY

	1st	2nd	3rd	4th	Final
Georgia	0	5	22	10	37
Arkansas	7	0	3	0	10

QTR. TEAM SCORING PLAY

1st	AR	Treyton Burks 49 yd pass from Feleipe Franks (AJ Reed kick), 7-91 2:17
2nd	UGA	TEAM safety
	UGA	Jack Podlesny 38 yd field goal, 8-59 1:00
3rd	AR	AJ Reed 25 yd field goal, 11-43 4:15
	UGA	George Pickens 19 yd pass from S. Bennett (S. Bennett rush), 6-57 2:23
	UGA	J. FitzPatrick 7 yd pass from Stetson Bennett (J. Podlesny kick), 4-24 1:11
	UGA	Eric Stokes 30 yd interception return (Jack Podlesny kick)
4th	UGA	Zamir White 6 yd run (Jack Podlesny kick), 13-81 5:38
	UGA	Jack Podlesny 38 yd field goal, 6-22 2:36

TEAM STATISTICS

	GEORGIA	ARKANSAS
FIRST DOWNS.....	19	15
RUSHES-YARDS (NET).....	42-121	28-77
PASSING YDS (NET).....	266	203
Passes Att-Comp-Int.....	47-28-1	39-20-3
TOTAL OFFENSE PLAYS-YARDS.....	89-387	67-280
Fumble Returns-Yards.....	0-0	1-7
Punt Returns-Yards.....	3-57	0-0
Kickoff Returns-Yards.....	2-91	1-10
Interception Returns-Yards.....	3-68	1-0
Punts (Number-Avg).....	7-49.9	9-42.0
Fumbles-Lost.....	3-1	2-0
Penalties-Yards.....	12-108	10-53
Possession Time.....	35:46	24:14
Third-Down Conversions.....	6 of 20	3 of 14
Fourth-Down Conversions.....	2 of 3	0 of 1
Red-Zone Scores-Chances.....	3-4	1-1
Sacks By: Number-Yards.....	2-16	3-31



WR TREYTON BURKS hauled in his first career touchdown to give Arkansas an early lead against Georgia. Burks also recorded his first career 100-yard game with seven catches for 102 yards.

GEORGIA

RUSHING	Att.	Gain	Lost	Net	TD	Long	Avg.
Zamir White	13	71	0	71	1	20	5.5
James Cook	7	26	0	26	0	7	3.7
Stetson Bennett	5	26	6	20	0	11	4.0
Kenny McIntosh	3	6	0	6	0	3	2.0
Kendall Milton	1	4	0	4	0	4	4.0
Daijun Edwards	1	4	0	4	0	4	4.0
D'Wan Mathis	10	34	30	4	0	9	0.4
TEAM	2	0	14	-14	0	0	-7.0

PASSING	Comp.	Att.	Yds	TD	Int	Long	Sack
Stetson Bennett	20	29	211	2	0	26	1
D'Wan Mathis	8	17	55	0	1	12	2
TEAM	0	1	0	0	0	0	0

RECEIVING	No.	Yds	TD	Long
Kearis Jackson	6	62	0	16
George Pickens	4	47	1	19
D. Robertson	4	29	0	19
Matt Landers	2	27	0	23
J. FitzPatrick	2	19	1	12
Rosemy Jacksaint	2	12	0	6
James Cook	2	10	0	5
Zamir White	2	9	0	9
D. Washington	1	26	0	26
Jermaine Burton	1	13	0	13
Brett Seither	1	12	0	12
Kenny McIntosh	1	0	0	0

PUNTING	No.	Yds	Avg.	Long	I20	50+	TB
Jake Camarda	7	349	49.9	63	5	4	1

FIELD GOALS	Made	Att.	Long	Kicks
Jack Podlesny	2	2	38	38,38

ARKANSAS

RUSHING	Att.	Gain	Lost	Net	TD	Long	Avg.
Trelon Smith	6	38	0	38	0	11	6.3
Rakeem Boyd	11	22	1	21	0	5	1.9
KJ Jefferson	4	27	11	16	0	19	4.0
Feleipe Franks	5	18	5	13	0	7	2.6
Treyton Burks	1	3	0	3	0	3	3.0
TJ Hammonds	1	0	14	-14	0	0	-14.0

PASSING	Comp.	Att.	Yds	TD	Int	Long	Sack
Feleipe Franks	19	36	200	1	2	49	1
KJ Jefferson	1	2	3	0	0	3	1
Treyton Burks	0	1	0	0	1	0	0

RECEIVING	No.	Yds	TD	Long
Treyton Burks	7	102	1	49
Rakeem Boyd	4	8	0	6
Mike Woods	3	40	0	15
Trelon Smith	3	13	0	6
DeVion Warren	1	28	0	28
Blake Kern	1	9	0	9
Trey Knox	1	3	0	3

PUNTING	No.	Yds	Avg.	Long	I20	50+	TB
Sam Loy	3	121	40.3	44	0	0	0
George Caratan	5	248	49.6	57	0	3	1
TEAM	1	9	9.0	9	0	0	0

FIELD GOALS	Made	Att.	Long	Kicks
A.J. Reed	1	1	25	25

GAME 2 ||| at MISSISSIPPI STATE

Arkansas (1-1, 1-1) 21
 #16/14 Mississippi State (1-1, 1-1) 14

October 3, 2020 | Starkville, Miss.

Davis Wade Stadium | Time: 6:30 p.m. | Attendance: 13,564

TV: SEC Network Alt > Roy Philpott (PBP), Kelly Stouffer (Analyst) & Tera Talmadge (Sideline)

SCORING SUMMARY

	1st	2nd	3rd	4th	Final
Arkansas	7	7	7	0	21
Mississippi State	7	0	7	0	14

QTR. TEAM SCORING PLAY

1st	AR	Greg Brooks Jr 69 yd interception return (AJ Reed kick)
	MS	JaVonta Payton 17 yd pass from K.J. Costello (B. Ruiz kick), 15-75 7:45
2nd	AR	DeVion Warren 19 yd pass from Feleipe Franks (AJ Reed kick), 8-69 2:33
3rd	AR	Hudson Henry 12 yd pass from Feleipe Franks (AJ Reed kick), 11-75 3:39
	MS	Dillon Johnson 6 yd run (Brandon Ruiz kick), 14-76 7:21

TEAM STATISTICS

	ARKANSAS	MISSISSIPPI STATE
FIRST DOWNS	17	24
RUSHES-YARDS (NET)	37-63	24-87
PASSING YDS (NET)	212	313
Passes Att-Comp-Int.	28-20-0	60-43-3
TOTAL OFFENSE PLAYS-YARDS	65-275	84-400
Fumble Returns-Yards	0-0	0-0
Punt Returns-Yards	1-1	3-21
Kickoff Returns-Yards	0-0	2-49
Interception Returns-Yards	3-95	0-0
Punts (Number-Avg)	8-42.2	5-42.6
Fumbles-Lost	2-2	1-1
Penalties-Yards	5-40	4-25
Possession Time	23:40	36:20
Third-Down Conversions	5 of 14	6 of 17
Fourth-Down Conversions	0 of 1	4 of 6
Red-Zone Scores-Chances	2-3	2-4
Sacks By: Number-Yards	1-11	3-13



LB BUMPER POOL led an incredible defensive effort at No. 16 Mississippi State with a career-best 20 tackles. Pool's 20 stops were the most by a Razorback since Jerry Franklin at Mississippi State in 2010.

ARKANSAS

RUSHING	Att.	Gain	Lost	Net	TD	Long	Avg.
Trelon Smith	14	50	2	48	0	11	3.4
Rakeem Boyd	8	28	0	28	0	5	3.5
Feleipe Franks	8	21	13	8	0	9	1.0
KJ Jefferson	2	1	1	0	0	1	0.0
DeVion Warren	2	3	9	-6	0	3	-3.0
TEAM	3	0	15	-15	0	0	-5.0

PASSING	Comp.	Att.	Yds	TD	Int	Long	Sack
Feleipe Franks	20	28	212	2	0	52	3

RECEIVING	No.	Yds	TD	Long
Trelon Smith	5	22	0	10
DeVion Warren	4	100	1	52
Hudson Henry	4	20	1	12
Trey Knox	3	31	0	12
Mike Woods	3	29	0	20
Treyton Burks	1	10	0	10

PUNTING	No.	Yds	Avg.	Long	I20	50+	TB
Reid Bauer	1	38	38.0	38	1	0	0
George Caratan	7	300	42.9	48	3	0	1

FIELD GOALS	Made	Att.	Long	Kicks
-------------	------	------	------	-------

MISSISSIPPI STATE

RUSHING	Att.	Gain	Lost	Net	TD	Long	Avg.
Dillon Johnson	9	39	0	39	1	9	4.3
J. Marks	10	39	2	37	0	10	3.7
Kylin Hill	1	7	0	7	0	7	7.0
K.J. Costello	4	15	11	4	0	7	1.0

PASSING	Comp.	Att.	Yds	TD	Int	Long	Sack
K.J. Costello	43	59	313	1	3	34	1
TEAM	0	1	0	0	0	0	0

RECEIVING	No.	Yds	TD	Long
J. Marks	10	50	0	13
Dillon Johnson	8	35	0	10
Jaden Walley	6	56	0	16
Osirus Mitchell	5	61	0	34
Malik Heath	5	27	0	12
Cameron Gardner	3	32	0	12
Tyrell Shavers	3	21	0	11
JaVonta Payton	2	23	1	17
Garrett Shrader	1	8	0	8

PUNTING	No.	Yds	Avg.	Long	I20	50+	TB
Tucker Day	4	162	40.5	49	1	0	0
Reed Bowman	1	51	51.0	51	0	1	0

FIELD GOALS	Made	Att.	Long	Kicks
-------------	------	------	------	-------

Arkansas (1-2, 1-2)..... 28
 #13/13 Auburn (2-1, 2-1)..... 30

October 10, 2020 | Auburn, Ala.

Jordan-Hare Stadium | Time: 3 p.m. | Attendance: 17,490

TV: ESPN > Taylor Zazour (PBP), Matt Stinchcomb (Analyst) & Lauren Sisler (Sideline)

SCORING SUMMARY

	1st	2nd	3rd	4th	Final
Arkansas	0	12	6	10	28
Auburn	10	10	0	10	30

QTR. TEAM SCORING PLAY

1st	AU	Barton Lester 0 yd blocked punt return (Anders Carlson kick)
	AU	Anders Carlson 47 yd field goal, 5-47 2:34
2nd	AU	Bo Nix 15 yd run (Anders Carlson kick), 10-80 4:49
	AR	Mike Woods 4 yd pass from F. Franks (TEAM kick failed), 8-65 2:58
	AR	DeVion Warren 7 yd pass from F. Franks (F. Franks pass failed), 6-75 2:00
	AU	Anders Carlson 25 yd field goal, 6-57 1:37
3rd	AR	Trelon Smith 5 yd pass from F. Franks (F. Franks pass failed), 13-85 5:30
4th	AU	A. Schwartz 17 yd pass from B. Nix (Anders Carlson kick), 9-64 4:12
	AR	AJ Reed 23 yd field goal, 10-70 3:14
	AR	DeVion Warren 30 yd pass from F. Franks (AJ Reed kick), 10-70 4:50
	AU	Anders Carlson 39 yd field goal, 7-23 1:59

TEAM STATISTICS

	ARKANSAS	AUBURN
FIRST DOWNS.....	22	24
RUSHES-YARDS (NET).....	42-119	41-259
PASSING YDS (NET).....	318	187
Passes Att-Comp-Int.....	30-22-0	29-18-0
TOTAL OFFENSE PLAYS-YARDS.....	72-437	70-446
Fumble Returns-Yards.....	0-0	0-0
Punt Returns-Yards.....	0-0	4-34
Kickoff Returns-Yards.....	0-0	4-106
Interception Returns-Yards.....	0-0	0-0
Punts (Number-Avg).....	6-35.3	5-37.4
Fumbles-Lost.....	0-0	1-0
Penalties-Yards.....	6-26	7-52
Possession Time.....	27:42	32:18
Third-Down Conversions.....	6 of 15	6 of 15
Fourth-Down Conversions.....	1 of 1	0 of 0
Red-Zone Scores-Chances.....	4-4	4-5
Sacks By: Number-Yards.....	3-16	3-10



QB FELEIPE FRANKS passed for 318 yards and became the first Arkansas quarterback since Brandon Allen in 2015 to throw four touchdowns, including two to DeVion Warren.

ARKANSAS

RUSHING	Att.	Gain	Lost	Net	TD	Long	Avg.
Trelon Smith	21	87	6	81	0	15	3.9
Feleipe Franks	15	38	10	28	0	9	1.9
AMontae Spivey	4	13	2	11	0	5	2.8
Malik Hornsby	2	1	2	-1	0	1	-0.5

PASSING	Comp.	Att.	Yds	TD	Int	Long	Sack
Feleipe Franks	22	30	318	4	0	44	3

RECEIVING	No.	Yds	TD	Long
Mike Woods	6	81	1	19
Trelon Smith	6	78	1	25
DeVion Warren	5	95	2	44
Blake Kern	4	59	0	35
Tyson Morris	1	6	0	6
Trey Knox	0	-1	0	0

PUNTING	No.	Yds	Avg.	Long	I20	50+	TB
Reid Bauer	1	33	33.0	33	0	0	0
George Caratan	4	179	44.8	51	1	1	0
TEAM	1	0	0.0	0	0	0	0

FIELD GOALS	Made	Att.	Long	Kicks
A.J. Reed	1	1	23	23

AUBURN

RUSHING	Att.	Gain	Lost	Net	TD	Long	Avg.
Tank Bigsby	20	148	2	146	0	26	7.3
D.J. Williams	8	71	0	71	0	41	8.9
Bo Nix	10	48	18	30	1	17	3.0
J.J. Pegues	2	12	0	12	0	11	6.0
A. Schwartz	1	0	0	0	0	0	0.0

PASSING	Comp.	Att.	Yds	TD	Int	Long	Sack
Bo Nix	17-28-0	187	1	32	3		
J.J. Pegues	1-1-0	0	0	0	0		

RECEIVING	No.	Yds	TD	Long
A. Schwartz	10	100	1	25
Tank Bigsby	4	16	0	8
Seth Williams	3	70	0	32
D.J. Williams	1	1	0	1

PUNTING	No.	Yds	Avg.	Long	I20	50+	TB
Aidan Marshall	4	167	41.8	48	3	0	0
Bo Nix	1	20	20.0	20	0	0	0

FIELD GOALS	Made	Att.	Long	Kicks
Anders Carlson	3	4	47	47,25,34x,39

GAME 4: OLE MISS

TEAM STATISTICS

Team Statistics	AR	OPP
SCORING	59	81
Points Per Game	19.7	27.0
Points Off Turnovers	10	14
FIRST DOWNS	54	67
Rushing	15	27
Passing	33	39
Penalty	6	1
RUSHING YARDAGE	259	467
Yards gained rushing	350	550
Yards lost rushing	91	83
Rushing Attempts	107	107
Average Per Rush	2.4	4.4
Average Per Game	86.3	155.7
TDs Rushing	0	3
PASSING YARDAGE	733	766
Comp-Att-Int	62-97-3	89-136-4
Average Per Pass	7.6	5.6
Average Per Catch	11.8	8.6
Average Per Game	244.3	255.3
TDs Passing	7	4
TOTAL OFFENSE	992	1233
Total Plays	204	243
Average Per Play	4.9	5.1
Average Per Game	330.7	411.0
KICK RETURNS: #-Yards	1-10	8-246
PUNT RETURNS: #-Yards	1--1	10-112
INT RETURNS: #-Yards	4-95	3-68
KICK RETURN AVERAGE	10.0	30.8
PUNT RETURN AVERAGE	-1.0	11.2
INT RETURN AVERAGE	23.8	22.7
FUMBLES-LOST	4-2	5-2
PENALTIES-Yards	21-119	23-185
Average Per Game	39.7	61.7
PUNTS-Yards	23-928	17-749
Average Per Punt	40.3	44.1
Net punt average	33.7	42.9
KICKOFFS-Yards	14-905	16-1026
Average Per Kick	64.6	64.1
Net kick average	39.9	43.2
TIME OF POSSESSION/Game	26:06	33:54
3RD-DOWN Conversions	14/43	18/52
3rd-Down Pct	33%	35%
4TH-DOWN Conversions	1/3	6/9
4th-Down Pct	33%	67%
SACKS BY-Yards	7-58	8-39
MISC YARDS	0	0
TOUCHDOWNS SCORED	8	9
FIELD GOALS-ATTEMPTS	2-2	5-6
ON-SIDE KICKS	0-0	0-0
RED-ZONE SCORES	(7-8) 88%	(9-13) 69%
RED-ZONE TOUCHDOWNS	(5-8) 63%	(7-13) 54%
PAT-ATTEMPTS	(5-6) 83%	(8-8) 100%
ATTENDANCE	16500	31054
Games/Avg Per Game	1/16500	2/15527
Neutral Site Games		0/0

Score by Quarters	1st	2nd	3rd	4th	OT	Total
Arkansas Razorback	14	19	16	10	0	59
Opponents	17	15	29	20	0	81

GAME-BY-GAME LEADERS

Opponent	Rushes	Rush Yards	Catches	Receiving Yards	Tackles	Tackles-For-Loss	Sacks
Georgia	11, Rakeem Boyd	38, Trelon Smith	7, Treyton Burks	102, Treyton Burks	13, Grant Morgan	1.5, Gerald, Williams	1.5, Dorian Gerald
at Mississippi State	14, Trelon Smith	48, Trelon Smith	5, Trelon Smith	100, De'Vion Warren	20, Bumper Pool	1.0, Brown, Gregory	1.0, Eric Gregory
at Auburn	21, Trelon Smith	81, Trelon Smith	6, Mike Woods	95, De'Vion Warren	14, Jalen Catalon	1.0, Three Tied	1.0, Marshall, Henry
Ole Miss							
at Texas A&M							
Tennessee							
at Florida							
LSU							
at Missouri							
Alabama							

GAME 4: OLE MISS

ARKANSAS OFFENSE GAME-BY-GAME STATISTICS

Date	Opponent	Rushing				Receiving				Passing				Kick Returns				Punt Returns				tot off
		no.	yds	td	lg	no.	yds	td	lg	cmp-att-int	yds	td	lg	no.	yds	td	lg	no.	yds	td	lg	
Sep 26	UGA	28	77	0	19	20	203	1	49	20-39-3	203	1	49	1	10	0	10	0	0	0	0	280
Oct 03	at Mississippi State	37	63	0	11	20	212	2	52	20-28-0	212	2	52	0	0	0	0	1	-1	0	0	275
Oct 10	at Auburn	42	119	0	15	22	318	4	44	22-30-0	318	4	44	0	0	0	0	0	0	0	0	437
		107	259	0	19	62	733	7	52	62-97-3	733	7	52	1	10	0	10	1	-1	0	0	992
Opponents		107	467	3	41	89	766	4	34	89-136-4	766	4	34	8	246	0	48	10	112	1	23	1233

Games: 3 • Avg/rush: 2.4 • Avg/catch: 11.8 • Pass effic: 145.02 • KR avg: 10.0 • PR avg: -1.0 • All purpose avg/game: 365.3 • Total offense avg/gm: 330.7

ARKANSAS DEFENSE GAME-BY-GAME STATISTICS

		Tackles				Sacks	Fumble		Pass Defense			blkd	PAT Attempts			off		
Date	Opponent	ua	a	total	tfl-yds	no-yds	ff	fr-yds	int-yds	qbh	brup	kick	kick	rush	rcv	saf	t/o	pts
Sep 26	UGA	43	38	81	4.0-33	3.0-31	1	1-7	1-0	4	6	0	1-1	0	0	0	3	10
Oct 03	at Mississippi State	43	52	95	3.0-16	1.0-11	0	1-0	3-95	1	4	0	3-3	0	0	0	7	21
Oct 10	at Auburn	45	32	77	4.0-18	3.0-16	0	0-0	0-0	0	4	0	1-2	0	0	0	0	28
		131	122	253	11.0-67	7.0-58	1	2-7	4-95	5	14	0	5-6	0	0	0	10	59
Opponents		117	78	195	19.0-71	8.0-39	2	2-0	3-68	11	9	2	8-8	1	0	1	14	81

ARKANSAS SPECIAL TEAMS GAME-BY-GAME STATISTICS

		Punting									Field Goals			Kickoffs				
Date	Opponent	no.	yds	avg	long	blkd	tb	fc	50+	i20	md-att	long	blkd	no.	yds	avg	tb	ob
Sep 26	UGA	9	378	42.0	57	1	1	2	3	0	1-1	25	0	4	268	67.0	2	0
Oct 03	at Mississippi State	8	338	42.2	48	0	1	3	0	4	0-0	0	0	4	258	64.5	2	0
Oct 10	at Auburn	6	212	35.3	51	1	0	2	1	1	1-1	23	0	6	379	63.2	0	2
		23	928	40.3	57	2	2	7	4	5	2-2	25	0	14	905	64.6	4	2
Opponents		17	749	44.1	63	0	1	6	5	9	5-6	47	0	16	1026	64.1	13	2

ARKANSAS RED ZONE GAME-BY-GAME STATISTICS

Date	Opponent	Score		Times	Times	Total	Rush		Pass	FGs	Failed to score inside RZ					
				In RZ	Scored	Pts	TDs	TDs	TDs	Made	FGA	Down	Int	Fumb	Half	Game
Sep 26, 2020	UGA	L	10-37	1	1	3	0	0	0	1	0	0	0	0	0	0
Oct 03, 2020	at Mississippi State	W	21-14	3	2	14	2	0	2	0	0	0	0	1	0	0
Oct 10, 2020	at Auburn	L	28-30	4	4	21	3	0	3	1	0	0	0	0	0	0
	Totals			8	7	38	5	0	5	2	0	0	0	1	0	0

7 of 8 (87.5%)

GAME 4: OLE MISS

OPPONENT OFFENSE GAME-BY-GAME STATISTICS

Date	Opponent	Rushing				Receiving				Passing				Kick Returns				Punt Returns				tot off
		no.	yds	td	lg	no.	yds	td	lg	cmp-att-int	yds	td	lg	no.	yds	td	lg	no.	yds	td	lg	
Sep 26	UGA	42	121	1	20	28	266	2	26	28-47-1	266	2	26	2	91	0	48	3	57	0	23	387
Oct 03	at Mississippi State	24	87	1	10	43	313	1	34	43-60-3	313	1	34	2	49	0	26	3	21	0	20	400
Oct 10	at Auburn	41	259	1	41	18	187	1	32	18-29-0	187	1	32	4	106	0	35	4	34	1	12	446
		107	467	3	41	89	766	4	34	89-136-4	766	4	34	8	246	0	48	10	112	1	23	1233
Arkansas Razorbacks		107	259	0	19	62	733	7	52	62-97-3	733	7	52	1	10	0	10	1	-1	0	0	992

Games: 3 • Avg/rush: 4.4 • Avg/catch: 8.6 • Pass effic: 116.58 • KR avg: 30.8 • PR avg: 11.2 • All purpose avg/game: 553.0 • Total offense avg/gm: 411.0

OPPONENT DEFENSE GAME-BY-GAME STATISTICS

Date	Opponent	Tackles				Sacks	Fumble		Pass Defense			blkd kick	PAT Attempts			off		
		ua	a	total	tfl-yds		ff	fr-yds	int-yds	qbh	brup		kick	rush	rcv	saf	t/o	pts
Sep 26	UGA	36	20	56	5.0-33	2.0-16	1	0-0	3-68	3	5	1	3-3	1	0	1	14	37
Oct 03	at Mississippi State	34	38	72	7.0-18	3.0-13	1	2-0	0-0	5	0	0	2-2	0	0	0	0	14
Oct 10	at Auburn	47	20	67	7.0-20	3.0-10	0	0-0	0-0	3	4	1	3-3	0	0	0	0	30
		117	78	195	19.0-71	8.0-39	2	2-0	3-68	11	9	2	8-8	1	0	1	14	81
Arkansas Razorbacks		131	122	253	11.0-67	7.0-58	1	2-7	4-95	5	14	0	5-6	0	0	0	10	59

OPPONENT SPECIAL TEAMS GAME-BY-GAME STATISTICS

		Punting									Field Goals			Kickoffs				
Date	Opponent	no.	yds	avg	long	blkd	tb	fc	50+	i20	md-att	long	blkd	no.	yds	avg	tb	ob
Sep 26	UGA	7	349	49.9	63	0	1	3	4	5	2-2	38	0	6	384	64.0	5	0
Oct 03	at Mississippi State	5	213	42.6	51	0	0	1	1	1	0-0	0	0	3	195	65.0	3	0
Oct 10	at Auburn	5	187	37.4	48	0	0	2	0	3	3-4	47	0	7	447	63.9	5	2
		17	749	44.1	63	0	1	6	5	9	5-6	47	0	16	1026	64.1	13	2
Arkansas Razorbacks		23	928	40.3	57	2	2	7	4	5	2-2	25	0	14	905	64.6	4	2

OPPONENT RED ZONE GAME-BY-GAME STATISTICS

				Times	Times	Total		Rush	Pass	FGs	Failed to score inside RZ					
Date	Opponent		Score	In RZ	Scored	Pts	TDs	TDs	TDs	Made	FGA	Down	Int	Fumb	Half	Game
Sep 26, 2020	UGA	L	10-37	4	3	22	3	1	2	0	0	0	1	0	0	0
Oct 03, 2020	at Mississippi State	W	21-14	4	2	14	2	1	1	0	0	2	0	0	0	0
Oct 10, 2020	at Auburn	L	28-30	5	4	20	2	1	1	2	1	0	0	0	0	0
Totals				13	9	56	7	3	4	2	1	2	1	0	0	0
9 of 13 (69.2%)																

9 of 13 (69.2%)

GAME 4: OLE MISS

TEAM COMPARISON GAME-BY-GAME STATISTICS

Opponent	Score	First Downs				Rushing Number-Yards	Passing		Total Offense Plays-Yards	Return Yards	Turn- Overs
		Total	Rush	Pass	Pen		Comp-Att-Int	Yards			
UGA	10 - 37	15 / 19	4 / 8	8 / 10	3 / 1	28-77 / 42-121	20-39-3 / 28-47-1	203 / 266	67-280 / 89-387	17 / 216	3 / 2
Mississippi State	21 - 14	17 / 24	6 / 5	10 / 19	1 / 0	37-63 / 24-87	20-28-0 / 43-60-3	212 / 313	65-275 / 84-400	94 / 70	2 / 4
Auburn	28 - 30	22 / 24	5 / 14	15 / 10	2 / 0	42-119 / 41-259	22-30-0 / 18-29-0	318 / 187	72-437 / 70-446	0 / 140	0 / 0
Totals	59 - 81	54 / 67	15 / 27	33 / 39	6 / 1	107-259 / 107-467	62-97-3 / 89-136-4	733 / 766	204-992 / 243-1233	111 / 426	5 / 6

Opponent	3rd Down Conversions	4th Down Conversions	Time of Possession	TOP Margin	Avg Yds/Rush	Avg Yds/Pass	Avg Yds/Play	Punting Number-Avg	Penalties Number-Yards	Sacks
UGA	3-14 / 6-20	0-1 / 2-3	26:57 / 33:03	-6:06	2.8 / 2.9	5.2 / 5.7	4.2 / 4.3	9-42.0 / 7-49.9	10-53 / 12-108	3 / 2
Mississippi State	5-14 / 6-17	0-1 / 4-6	23:40 / 36:20	-12:40	1.7 / 3.6	7.6 / 5.2	4.2 / 4.8	8-42.2 / 5-42.6	5-40 / 4-25	1 / 3
Auburn	6-15 / 6-15	1-1 / 0-0	27:42 / 32:18	-4:36	2.8 / 6.3	10.6 / 6.4	6.1 / 6.4	6-35.3 / 5-37.4	6-26 / 7-52	3 / 3
Totals	14-43 / 18-52	1-3 / 6-9	78:19 / 101:41	-23:22	2.4 / 4.4	7.6 / 5.6	4.9 / 5.1	23-40.3 / 17-44.1	21-119 / 23-185	7 / 8

Note: Game totals are displayed in the format TEAM/OPPONENT for each category

ARKANSAS INDIVIDUAL STATISTICS

Rushing	gp	att	gain	loss	net	avg	td	lg	avg/g
Trelon Smith	3	41	175	8	167	4.1	0	15	55.7
Rakeem Boyd	3	19	50	1	49	2.6	0	5	16.3
Feleipe Franks	3	28	77	28	49	1.8	0	9	16.3
KJ Jefferson	2	6	28	12	16	2.7	0	19	8.0
AMontae Spivey	2	4	13	2	11	2.8	0	5	5.5
Treyton Burks	2	1	3	0	3	3.0	0	3	1.5
Malik Hornsby	1	2	1	2	-1	-0.5	0	1	-1.0
DeVion Warren	3	2	3	9	-6	-3.0	0	3	-2.0
TJ Hammonds	3	1	0	14	-14	-14.0	0	0	-4.7
TEAM	3	3	0	15	-15	-5.0	0	0	-5.0
Total	3	107	350	91	259	2.4	0	19	86.3
Opponents	3	107	550	83	467	4.4	3	41	155.7

Passing	gp	effc	comp-att-int	pct	yds	td	lg	avg/g
Feleipe Franks	3	150.45	61-94-2	64.9	730	7	52	243.3
KJ Jefferson	2	62.60	1-2-0	50.0	3	0	3	1.5
Treyton Burks	2	-200.00	0-1-1	0.0	0	0	0	0.0
Total	3	145.02	62-97-3	63.9	733	7	52	244.3
Opponents	3	116.58	89-136-4	65.4	766	4	34	255.3

Receiving	gp	no.	yds	avg	td	lg	avg/g
Trelon Smith	3	14	113	8.1	1	25	37.7
Mike Woods	3	12	150	12.5	1	20	50.0
DeVion Warren	3	10	223	22.3	3	52	74.3
Treyton Burks	2	8	112	14.0	1	49	56.0
Blake Kern	3	5	68	13.6	0	35	22.7
Trey Knox	3	4	33	8.2	0	12	11.0
Hudson Henry	2	4	20	5.0	1	12	10.0
Rakeem Boyd	3	4	8	2.0	0	6	2.7
Tyson Morris	3	1	6	6.0	0	6	2.0
Total	3	62	733	11.8	7	52	244.3
Opponents	3	89	766	8.6	4	34	255.3

GAME-BY-GAME OFFENSIVE LINE SNAPS

Player	Total	UGA	MSU	AUB	MISS	TAMU	TENN	FLA	LSU	MIZZ	ALA
Myron Cunningham	215	72	66	77							
Ricky Stromberg	215	72	66	77							
Brady Latham	215	67	66	77							
Beaux Limmer	155	69	66	20							
Noah Gatlin	127	60	66	1							
Dalton Wagner	88	12	-	76							
Ty Clary	57	-	-	57							
Luke Jones	5	5	0	0							
Shane Clenin	3	3	-	-							
Marcus Henderson	3	1	2	0							

GAME 4: OLE MISS

ARKANSAS INDIVIDUAL STATISTICS

Scoring	td	fg	PAT				dxp	saf	pts
			kick	rush	rcv	pass			
DeVion Warren	3	-	-	-	-	-	-	-	18
AJ Reed	-	2-2	5-5	-	-	-	-	-	11
Trelon Smith	1	-	-	-	-	-	-	-	6
Greg Brooks Jr	1	-	-	-	-	-	-	-	6
Mike Woods	1	-	-	-	-	-	-	-	6
Treylon Burks	1	-	-	-	-	-	-	-	6
Hudson Henry	1	-	-	-	-	-	-	-	6
TEAM	-	-	0-1	-	-	-	-	-	0
Feleipe Franks	-	-	-	-	-	0-2	-	-	0
Total	8	2-2	5-6	-	-	0-2	-	-	59
Opponents	9	5-6	8-8	1-1	-	-	-	1	81

Field Goals	fg	pct.	01-19	20-29	30-39	40-49	50-99	lg	blk
AJ Reed	2-2	100.0	0-0	2-2	0-0	0-0	0-0	25	0

FG Sequence	Arkansas Razorbacks	Opponents
UGA	(25)	(38),(38)
Mississippi State	-	-
Auburn	(23)	(47),(25),34,(39)

Numbers in (parentheses) indicate field goal was made.

Total Offense	g	plays	rush	pass	total	avg/g
Feleipe Franks	3	122	49	730	779	259.7
Trelon Smith	3	41	167	0	167	55.7
Rakeem Boyd	3	19	49	0	49	16.3
KJ Jefferson	2	8	16	3	19	9.5
AMontae Spivey	2	4	11	0	11	5.5
Treylon Burks	2	2	3	0	3	1.5
Malik Hornsby	1	2	-1	0	-1	-1.0
DeVion Warren	3	2	-6	0	-6	-2.0
TJ Hammonds	3	1	-14	0	-14	-4.7
TEAM	3	3	-15	0	-15	-5.0
Total	3	204	259	733	992	330.7
Opponents	3	243	467	766	1233	411.0

Punting	no.	yds	avg	lg	tb	fc	i20	50+	blk
George Caratan	16	727	45.4	57	2	4	4	4	2
Sam Loy	3	121	40.3	44	0	1	0	0	0
TEAM	2	9	4.5	9	0	0	0	0	0
Reid Bauer	2	71	35.5	38	0	2	1	0	0
Total	23	928	40.3	57	2	7	5	4	2
Opponents	17	749	44.1	63	1	6	9	5	0

Kickoffs	no.	yds	avg	tb	ob	retn	net	ydIn
Vito Calvaruso	12	780	65.0	4	1			
AJ Reed	2	125	62.5	0	1			
Total	14	905	64.6	4	2	30.8	39.9	25
Opponents	16	1026	64.1	13	2	10.0	43.2	21

ARKANSAS INDIVIDUAL STATISTICS

All Purpose	g	rush	rcv	pr	kr	ir	total	avg/g
Trelon Smith	3	167	113	0	0	0	280	93.3
DeVion Warren	3	-6	223	0	10	0	227	75.7
Mike Woods	3	0	150	0	0	0	150	50.0
Treyton Burks	2	3	112	0	0	0	115	57.5
Greg Brooks Jr	3	0	0	0	0	69	69	23.0
Blake Kern	3	0	68	0	0	0	68	22.7
Rakeem Boyd	3	49	8	0	0	0	57	19.0
Feleipe Franks	3	49	0	0	0	0	49	16.3
Trey Knox	3	0	33	0	0	0	33	11.0
Joe Foucha	3	0	0	0	0	26	26	8.7
Hudson Henry	2	0	20	0	0	0	20	10.0
KJ Jefferson	2	16	0	0	0	0	16	8.0
AMontae Spivey	2	11	0	0	0	0	11	5.5
Tyson Morris	3	0	6	0	0	0	6	2.0
Nathan Parodi	2	0	0	-1	0	0	-1	-0.5
Malik Hornsby	1	-1	0	0	0	0	-1	-1.0
TJ Hammonds	3	-14	0	0	0	0	-14	-4.7
TEAM	3	-15	0	0	0	0	-15	-5.0
Total	3	259	733	-1	10	95	1096	365.3
Opponents	3	467	766	112	246	68	1659	553.0

Punt Returns	no.	yds	avg	td	lg
Nathan Parodi	1	-1	-1.0	0	0
Total	1	-1	-1.0	0	0
Opponents	10	112	11.2	1	23

Interceptions	no.	yds	avg	td	lg
Joe Foucha	2	26	13.0	0	26
Greg Brooks Jr	1	69	69.0	1	69
Montaric Brown	1	0	0.0	0	0
Total	4	95	23.8	1	69
Opponents	3	68	22.7	1	38

Kick Returns	no.	yds	avg	td	lg
DeVion Warren	1	10	10.0	0	10
Total	1	10	10.0	0	10
Opponents	8	246	30.8	0	48

Fumble Returns	no.	yds	avg	td	lg
Myles Slusher	1	7	7.0	0	7
Total	1	7	7.0	0	7
Opponents	0	0	0.0	0	0

ARKANSAS DEFENSIVE STATISTICS

#	Defensive Leaders	gp	Tackles				Sacks no-yds	Pass defense			Fumbles		blkd	
			ua	a	tot	tfl/yds		int-yds	brup	qbh	rcv-yds	ff	kick	saf
10	Bumper Pool	3	16	20	36	1.0-4	0.5-3	.	4
1	Jalen Catalon	3	26	10	36	.	.	.	2	.	.	1	.	.
31	Grant Morgan	3	8	25	33	0.5-1	.	.	1
56	Zach Williams	3	7	10	17	1.5-9	1.0-8
0	Jerry Jacobs	3	13	.	13
50	Eric Gregory	3	5	7	12	1.5-11	1.5-11	.	.	1
42	J. Marshall	3	7	4	11	1.0-7	1.0-7	.	.	1
9	Greg Brooks Jr	3	8	3	11	1.0-2	.	1-69	.	1
7	Joe Foucha	3	3	7	10	0.5-1	.	2-26
15	Simeon Blair	3	3	7	10	.	.	.	2
1H	Hudson Clark	2	8	1	9	.	.	.	1
27	Hayden Henry	3	4	4	8	1.0-8	1.0-8
93	Isaiah Nichols	3	1	6	7	0.5-1	0.5-1	.	1
21	Montaric Brown	2	6	.	6	1.0-3	.	1-0	1
97	Xavier Kelly	3	.	4	4	1
1J	Khari Johnson	3	1	3	4	.	.	.	1
5G	Dorian Gerald	1	2	2	4	1.5-20	1.5-20
24	L. Bishop	3	2	2	4
3T	Nick Turner	2	1	2	3
2	Myles Slusher	2	1	2	3	1-7	.	.	.
91	Taurean Carter	2	.	2	2	.	.	.	1
9C	Vito Calvaruso	3	2	.	2
1C	Julius Coates	2	2	.	2	1
1	DeVion Warren	3	.	1	1
28	Andrew Parker	3	1	.	1
8	Mike Woods	3	1	.	1
70	Luke Jones	3	1	.	1
33	Karch Gardiner	1	1	.	1
7K	Trey Knox	3	1	.	1
32	Deon Edwards	2	1-0	.	.	.
Total		3	131	122	253	11-67	7-58	4-95	14	5	2-7	1	.	.
Opponents		3	117	78	195	19-71	8-39	3-68	9	11	2-0	2	2	1

ARKANSAS INDIVIDUAL GAME HIGHS

Rushes	21	Trelon Smith at Auburn (Oct 10, 2020)
Yards Rushing	81	Trelon Smith at Auburn (Oct 10, 2020)
Long Rush	19	KJ Jefferson vs UGA (Sep 26, 2020)
Pass attempts	36	Feleipe Franks vs UGA (Sep 26, 2020)
Pass completions	22	Feleipe Franks at Auburn (Oct 10, 2020)
Yards Passing	318	Feleipe Franks at Auburn (Oct 10, 2020)
TD Passes	4	Feleipe Franks at Auburn (Oct 10, 2020)
Long Pass	52	Feleipe Franks at Mississippi State (Oct 03, 2020)
Receptions	7	Treyton Burks vs UGA (Sep 26, 2020)
Yards Receiving	102	Treyton Burks vs UGA (Sep 26, 2020)
TD Receptions	2	DeVion Warren at Auburn (Oct 10, 2020)
Long Reception	52	DeVion Warren at Mississippi State (Oct 03, 2020)
Field Goals	1	AJ Reed vs UGA (Sep 26, 2020)
	1	AJ Reed at Auburn (Oct 10, 2020)
Long Field Goal	25	AJ Reed vs UGA (Sep 26, 2020)
Punts	7	George Caratan at Mississippi State (Oct 03, 2020)
Punting Avg	49.6	George Caratan vs UGA (Sep 26, 2020)
Long Punt	57	George Caratan vs UGA (Sep 26, 2020)
Punts inside 20	3	George Caratan at Mississippi State (Oct 03, 2020)
Long Kickoff Return	10	DeVion Warren vs UGA (Sep 26, 2020)
Tackles	20	Bumper Pool at Mississippi State (Oct 03, 2020)
Sacks	1.5	Dorian Gerald vs UGA (Sep 26, 2020)
Tackles For Loss	1.5	Dorian Gerald vs UGA (Sep 26, 2020)
	1.5	Zach Williams vs UGA (Sep 26, 2020)
Interceptions	2	Joe Foucha at Mississippi State (Oct 03, 2020)

ARKANSAS TEAM GAME HIGHS

Rushes	42	at Auburn (Oct 10, 2020)
Yards Rushing	119	at Auburn (Oct 10, 2020)
Yards Per Rush	2.8	at Auburn (Oct 10, 2020)
Pass attempts	39	vs UGA (Sep 26, 2020)
Pass completions	22	at Auburn (Oct 10, 2020)
Yards Passing	318	at Auburn (Oct 10, 2020)
Yards Per Pass	10.6	at Auburn (Oct 10, 2020)
TD Passes	4	at Auburn (Oct 10, 2020)
Total Plays	72	at Auburn (Oct 10, 2020)
Total Offense	437	at Auburn (Oct 10, 2020)
Yards Per Play	6.1	at Auburn (Oct 10, 2020)
Points	28	at Auburn (Oct 10, 2020)
Sacks By	3	vs UGA (Sep 26, 2020)
	3	at Auburn (Oct 10, 2020)
First Downs	22	at Auburn (Oct 10, 2020)
Penalties	10	vs UGA (Sep 26, 2020)
Penalty Yards	53	vs UGA (Sep 26, 2020)
Turnovers	3	vs UGA (Sep 26, 2020)
Interceptions By	3	at Mississippi State (Oct 03, 2020)
Punts	9	vs UGA (Sep 26, 2020)
Punting Avg	42.2	at Mississippi State (Oct 03, 2020)
Long Punt	57	vs UGA (Sep 26, 2020)
Punts inside 20	4	at Mississippi State (Oct 03, 2020)

GAME 4: OLE MISS

OPPONENT INDIVIDUAL GAME HIGHS

Rushes	20	Tank Bigsby, at Auburn (Oct 10, 2020)
Yards Rushing	146	Tank Bigsby, at Auburn (Oct 10, 2020)
TD Rushes	1	Zamir White, vs UGA (Sep 26, 2020)
	1	Dillon Johnson, at Mississippi State (Oct 03, 2020)
	1	Bo Nix, at Auburn (Oct 10, 2020)
Long Rush	41	D.J. Williams, at Auburn (Oct 10, 2020)
Pass attempts	59	K.J. Costello, at Mississippi State (Oct 03, 2020)
Pass completions	43	K.J. Costello, at Mississippi State (Oct 03, 2020)
Yards Passing	313	K.J. Costello, at Mississippi State (Oct 03, 2020)
TD Passes	2	Stetson Bennett, vs UGA (Sep 26, 2020)
Long Pass	34	K.J. Costello, at Mississippi State (Oct 03, 2020)
Receptions	10	J. Marks, at Mississippi State (Oct 03, 2020)
	10	A. Schwartz, at Auburn (Oct 10, 2020)
Yards Receiving	100	A. Schwartz, at Auburn (Oct 10, 2020)
TD Receptions	1	George Pickens, vs UGA (Sep 26, 2020)
	1	J. FitzPatrick, vs UGA (Sep 26, 2020)
	1	JaVonta Payton, at Mississippi State (Oct 03, 2020)
	1	A. Schwartz, at Auburn (Oct 10, 2020)
Long Reception	34	Osirus Mitchell, at Mississippi State (Oct 03, 2020)
Field Goals	3	Anders Carlson, at Auburn (Oct 10, 2020)
Long Field Goal	47	Anders Carlson, at Auburn (Oct 10, 2020)
Punts	7	Jake Camarda, vs UGA (Sep 26, 2020)
Punting Avg	49.9	Jake Camarda, vs UGA (Sep 26, 2020)
Long Punt	63	Jake Camarda, vs UGA (Sep 26, 2020)
Punts inside 20	5	Jake Camarda, vs UGA (Sep 26, 2020)
Long Punt Return	23	T. Stevenson, vs UGA (Sep 26, 2020)
Long Kickoff Return	48	Kenny McIntosh, vs UGA (Sep 26, 2020)
Tackles	13	Erroll Thompson, at Mississippi State (Oct 03, 2020)
	13	Zakoby McClain, at Auburn (Oct 10, 2020)
Sacks	1.5	Nolan Smith, vs UGA (Sep 26, 2020)
Tackles For Loss	2.0	Colby Wooden, at Auburn (Oct 10, 2020)
Interceptions	2	R. LeCounte, vs UGA (Sep 26, 2020)

OPPONENT TEAM GAME HIGHS

Rushes	42	vs UGA (Sep 26, 2020)
Yards Rushing	259	at Auburn (Oct 10, 2020)
Yards Per Rush	6.3	at Auburn (Oct 10, 2020)
TD Rushes	1	vs UGA (Sep 26, 2020)
	1	at Mississippi State (Oct 03, 2020)
	1	at Auburn (Oct 10, 2020)
Pass attempts	60	at Mississippi State (Oct 03, 2020)
Pass completions	43	at Mississippi State (Oct 03, 2020)
Yards Passing	313	at Mississippi State (Oct 03, 2020)
Yards Per Pass	6.4	at Auburn (Oct 10, 2020)
TD Passes	2	vs UGA (Sep 26, 2020)
Total Plays	89	vs UGA (Sep 26, 2020)
Total Offense	446	at Auburn (Oct 10, 2020)
Yards Per Play	6.4	at Auburn (Oct 10, 2020)
Points	37	vs UGA (Sep 26, 2020)
Sacks By	3	at Mississippi State (Oct 03, 2020)
	3	at Auburn (Oct 10, 2020)
First Downs	24	at Mississippi State (Oct 03, 2020)
	24	at Auburn (Oct 10, 2020)
Penalties	12	vs UGA (Sep 26, 2020)
Penalty Yards	108	vs UGA (Sep 26, 2020)
Turnovers	4	at Mississippi State (Oct 03, 2020)
Interceptions By	3	vs UGA (Sep 26, 2020)
Punts	7	vs UGA (Sep 26, 2020)
Punting Avg	49.9	vs UGA (Sep 26, 2020)
Long Punt	63	vs UGA (Sep 26, 2020)
Punts inside 20	5	vs UGA (Sep 26, 2020)
Long Punt Return	23	vs UGA (Sep 26, 2020)

GAME 4: OLE MISS

ARKANSAS 3RD-DOWN CONVERSIONS

Date	Opponent	Score	Overall	1st Qtr	2nd Qtr	3rd Qtr	4th Qtr	Overtime
Sep 26, 2020	UGA	L 10-37	3-14 21.4	1-4 25.0	1-4 25.0	1-3 33.3	0-3 0.0	
Oct 03, 2020	at Mississippi State	W 21-14	5-14 35.7	0-1 0.0	3-6 50.0	1-2 50.0	1-5 20.0	
Oct 10, 2020	at Auburn	L 28-30	6-15 40.0	0-4 0.0	2-4 50.0	2-2 100.0	2-5 40.0	
	Arkansas Razorbacks		14-43 32.6	1-9 11.1	6-14 42.9	4-7 57.1	3-13 23.1	0-0 0.0
	Opponents		18-52 34.6	3-14 21.4	2-13 15.4	7-10 70.0	6-15 40.0	0-0 0.0

ARKANSAS 4TH-DOWN CONVERSIONS

Date	Opponent	Score	Overall	1st Qtr	2nd Qtr	3rd Qtr	4th Qtr	Overtime
Sep 26, 2020	UGA	L 10-37	0-1 0.0	0-0 0.0	0-0 0.0	0-0 0.0	0-1 0.0	
Oct 03, 2020	at Mississippi State	W 21-14	0-1 0.0	0-0 0.0	0-1 0.0	0-0 0.0	0-0 0.0	
Oct 10, 2020	at Auburn	L 28-30	1-1 100.0	0-0 0.0	0-0 0.0	0-0 0.0	1-1 100.0	
	Arkansas Razorbacks		1-3 33.3	0-0 0.0	0-1 0.0	0-0 0.0	1-2 50.0	0-0 0.0
	Opponents		6-9 66.7	2-2 100.0	2-3 66.7	1-1 100.0	1-3 33.3	0-0 0.0

ARKANSAS TIME OF POSSESSION

Date	Opponent	Score	Overall	1st Qtr	2nd Qtr	3rd Qtr	4th Qtr	Overtime
Sep 26, 2020	UGA	L 10-37	26:57	6:08	8:31	7:11	5:07	
Oct 03, 2020	at Mississippi State	W 21-14	23:40	1:03	9:43	5:26	7:28	
Oct 10, 2020	at Auburn	L 28-30	27:42	7:04	6:25	5:30	8:43	
	Arkansas Razorbacks	Total	78:19	14:15	24:39	18:07	21:18	0:00
		Avg.	26:06	4:45	8:13	6:02	7:06	0:00
	Opponents	Total	101:41	30:45	20:21	26:53	23:42	0:00
		Avg.	33:53	10:15	6:47	8:57	7:54	0:00

GAME 4: OLE MISS

ARKANSAS PASSING GAME-BY-GAME STATISTICS

#13 Feleipe Franks	Comp	Att	Int	Pct	Yards	TD	Long	Sacked	Effic
UGA	19	36	2	52.8	200	1	49	1-5	97.50
Mississippi State	20	28	0	71.4	212	2	52	3-13	158.60
Auburn	22	30	0	73.3	318	4	44	3-10	206.37
TOTALS	61	94	2	64.9	730	7	52	7-28	150.45

#1K KJ Jefferson	Comp	Att	Int	Pct	Yards	TD	Long	Sacked	Effic
UGA	1	2	0	50.0	3	0	3	1-11	62.60
TOTALS	1	2	0	50.0	3	0	3	1-11	62.60

#16 Treylon Burks	Comp	Att	Int	Pct	Yards	TD	Long	Sacked	Effic
UGA	0	1	1	0.0	0	0	0	0-0	-200.00
TOTALS	0	1	1	0.0	0	0	0	0-0	-200.00

ARKANSAS RUSHING/RECEIVING GAME-BY-GAME STATISTICS

RUSHING	No-Yds/TD	UGA	MS	AU
Trelon Smith RB	41-167/0	6-38/0	14-48/0	21-81/0
Rakeem Boyd RB	19-49/0	11-21/0	8-28/0	-
Feleipe Franks QB	28-49/0	5-13/0	8-8/0	15-28/0
KJ Jefferson QB	6-16/0	4-16/0	2-0/0	DNP
AlMontae Spivey RB	4-11/0	-	DNP	4-11/0
Treylon Burks WR	1-3/0	1-3/0	-	DNP
Malik Hornsby QB	2--1/0	DNP	DNP	2--1/0
DeVion Warren WR	2--6/0	-	2--6/0	-
TJ Hammonds WR	1--14/0	1--14/0	-	-
TEAM	3--15/0	-	3--15/0	-

RECEIVING	No-Yds/TD	UGA	MS	AU
DeVion Warren WR	10-223/3	1-28/0	4-100/1	5-95/2
Mike Woods WR	12-150/1	3-40/0	3-29/0	6-81/1
Trelon Smith RB	14-113/1	3-13/0	5-22/0	6-78/1
Treylon Burks WR	8-112/1	7-102/1	1-10/0	DNP
Blake Kern TE	5-68/0	1-9/0	-	4-59/0
Trey Knox WR	4-33/0	1-3/0	3-31/0	0--1/0
Hudson Henry TE	4-20/1	-	4-20/1	DNP
Rakeem Boyd RB	4-8/0	4-8/0	-	-
Tyson Morris WR	1-6/0	-	-	1-6/0

ARKANSAS RETURNS GAME-BY-GAME STATISTICS

PUNT RETURNS	No-Yds	UGA	MS	AU
Nathan Parodi	1-1	DNP	1-1	-

KICK RETURNS	No-Yds	UGA	MS	AU
DeVion Warren	1-10	1-10	-	-

INT. RETURNS	No-Yds	UGA	MS	AU
Joe Foucha	2-26	-	2-26	-
Greg Brooks Jr	1-69	-	1-69	-
Montaric Brown	1-0	1-0	-	DNP

FUMBLE RETURNS	No-Yds	UGA	MS	AU
Myles Slusher	1-7	1-7	-	DNP

ARKANSAS TOTAL TACKLES GAME-BY-GAME STATISTICS

Total Tackles	UA-A	Total	UGA	MS	AU
Bumper Pool LB	16-20	36	5-6	7-13	4-1
Jalen Catalon DB	26-10	36	7-2	9-4	10-4
Grant Morgan LB	8-25	33	4-9	4-11	0-5
Zach Williams DL	7-10	17	3-4	2-4	2-2
Jerry Jacobs DB	13-0	13	7-0	4-0	2-0
Eric Gregory DL	5-7	12	0-3	1-2	4-2
J. Marshall DL	7-4	11	1-1	2-1	4-2
Greg Brooks Jr DB	8-3	11	1-1	3-2	4-0
Joe Foucha DB	3-7	10	2-1	0-2	1-4
Simeon Blair DB	3-7	10	1-2	1-5	1-0
Hudson Clark DB	8-1	9	DNP	1-1	7-0
Hayden Henry LB	4-4	8	1-0	2-1	1-3
Isaiah Nichols DL	1-6	7	0-3	0-1	1-2
Montaric Brown DB	6-0	6	3-0	3-0	DNP
Xavier Kelly DL	0-4	4	-	0-2	0-2
Khari Johnson DB	1-3	4	-	-	1-3
Dorian Gerald DL	2-2	4	2-2	DNP	DNP
L. Bishop DB	2-2	4	0-1	2-1	-
Nick Turner DB	1-2	3	-	DNP	1-2
Myles Slusher DB	1-2	3	-	1-2	DNP
Taurean Carter DL	0-2	2	0-2	DNP	-
Vito Calvaruso	2-0	2	2-0	-	-
Julius Coates DL	2-0	2	1-0	DNP	1-0
DeVion Warren	0-1	1	0-1	-	-
Andrew Parker LB	1-0	1	1-0	-	-
Mike Woods	1-0	1	1-0	-	-
Luke Jones	1-0	1	-	-	1-0
Karch Gardiner	1-0	1	DNP	1-0	DNP
Trey Knox	1-0	1	1-0	-	-

ARKANSAS TACKLES FOR LOSS GAME-BY-GAME STATISTICS

TACKLES FOR LOSS	UA-A	Total	UGA	MS	AU
Dorian Gerald DL	1-1	1.5	1.5-20	DNP	DNP
Eric Gregory DL	1-1	1.5	-	1.0-11	0.5-0
Zach Williams DL	1-1	1.5	1.5-9	-	-
Bumper Pool LB	0-2	1.0	1.0-4	-	-
J. Marshall DL	1-0	1.0	-	-	1.0-7
Hayden Henry LB	1-0	1.0	-	-	1.0-8
Montaric Brown DB	1-0	1.0	-	1.0-3	DNP
Greg Brooks Jr DB	1-0	1.0	-	-	1.0-2
Grant Morgan LB	0-1	0.5	-	0.5-1	-
Isaiah Nichols DL	0-1	0.5	-	-	0.5-1
Joe Foucha DB	0-1	0.5	-	0.5-1	-

ARKANSAS SACKS GAME-BY-GAME STATISTICS

SACKS	UA-A	Total	UGA	MS	AU
Dorian Gerald DL	1-1	1.5	1.5-20	DNP	DNP
Eric Gregory DL	1-1	1.5	-	1.0-11	0.5-0
J. Marshall DL	1-0	1.0	-	-	1.0-7
Hayden Henry LB	1-0	1.0	-	-	1.0-8
Zach Williams DL	1-0	1.0	1.0-8	-	-
Isaiah Nichols DL	0-1	0.5	-	-	0.5-1
Bumper Pool LB	0-1	0.5	0.5-3	-	-

ARKANSAS FUMBLES GAME-BY-GAME STATISTICS

FUMBLES	No-Lost	UGA	MS	AU
TEAM	1-0	1-0	-	-
KJ Jefferson QB	1-1	-	1-1	DNP
DeVion Warren WR	1-1	-	1-1	-
TJ Hammonds WR	1-0	1-0	-	-

FUMBLES FORCED	Number	UGA	MS	AU
Jalen Catalon	1	1	-	-

FUMBLES RECOVERED	Number	UGA	MS	AU
Myles Slusher	1	1	-	DNP
Deon Edwards	1	DNP	1	-

WEEKLY MEDIA SCHEDULE: OLE MISS WEEK

11 SUN	12 MON	13 TUES	14 WED	15 THURS	16 FRI	17 SAT
No media availability	Press Conference Noon Sam Pittman via Zoom	Post Practice Media 6:30 p.m. Student-Athletes via Zoom	SEC Teleconference Sam Pittman 11 a.m. Sam Pittman Live 7 p.m.	Pre Practice Media 2 p.m. Sam Pittman via Zoom	No media availability	Game 4 Ole Miss Kickoff - 2:30 p.m. TV - ESPN2 Post Game Coach Pittman & Student-Athletes via Zoom

ARKANSAS COMMUNICATIONS



KYLE PARKINSON

Associate AD/Communications

Cell 479.387.4753

Email.....kparkin@uark.edu

Twitter.....@TheOtherKP



JACOB PAVILACK

Assistant Director/Communications

Cell479.463.0736

Email.....jlpavila@uark.edu

Twitter.....@JacobPavs

Office: 479-575-2751

Fax: 479-575-7481

Fayetteville Press Box: (479) 575-6622

Little Rock Press Box: (501) 663-0514

GAME CREDENTIAL REQUESTS

All requests for media and/or photo credentials must be made online at www.SportsSystems.com/Arkansas. Requests should be made at least two weeks in advance.

Credentials will not be mailed. They may be picked up beginning three hours prior to kickoff at the media will call station at the base of the elevator at both Donald W. Reynolds Razorback Stadium in Fayetteville and War Memorial Stadium in Little Rock. Photo identification is required when picking up credentials.

ARKANSAS FTP SITE

An FTP site is available for members of the media. For more information concerning the FTP site, contact Michelle Glover (miglover@uark.edu).

CollegePressBox.com

CollegePressBox.com is the official media website for SEC football. Access and download weekly game notes, quotes, statistics, media guides, headshots, logos, flip cards and more for each of the SEC's members. Login information will be distributed to accredited media or you can apply for a password by sending an email to password@collegepressbox.com.

SEC WEEKLY TELECONFERENCE

Head coach Sam Pittman will participate each week in the SEC teleconference of football coaches. The teleconferences will be conducted each Wednesday from Sept. 23 to Dec. 2 from 10 a.m. CT to 12:10 p.m. CT. For more information and the teleconference number, contact the SEC Media Relations Office at (205) 458-3000.

10:00 a.m.	Ed Orgeron, LSU
10:10 a.m.	Kirby Smart, Georgia
10:20 a.m.	Dan Mullen, Florida
10:30 a.m.	Derek Mason, Vanderbilt
10:40 a.m.	Nick Saban, Alabama
10:50 a.m.	Jeremy Pruitt, Tennessee
11:00 a.m.	Sam Pittman, Arkansas
11:10 a.m.	Elijah Drinkwitz, Missouri
11:20 a.m.	Lane Kiffin, Ole Miss
11:30 a.m.	Jimbo Fisher, Texas A&M
11:40 a.m.	Mark Stoops, Kentucky
11:50 a.m.	Mike Leach, Mississippi State
12:00 p.m.	Will Muschamp, South Carolina
12:10 p.m.	Gus Malzahn, Auburn

SAM PITTMAN LIVE

"Sam Pittman Live," Coach Pittman's weekly radio show presented by Lindsey and Westrock Coffee Company airs on Wednesday nights starting at 7 p.m. For the 11th straight year, the one-hour radio show will be broadcast live from the Catfish Hole. The show will be carried throughout the state of Arkansas on the Razorback Sports Network and locally in Fayetteville on 105.3 FM, 99.5, 92.1 FM and 1290 AM.

RAZORBACK FOOTBALL WITH SAM PITTMAN

"Razorback Football with Sam Pittman" is the official television coach's show of Razorback football. The one-hour show will air statewide and throughout the region on numerous television affiliates. A total of 12 shows will air throughout the season on the following stations: KATV (Sunday's at 10:30 p.m.), KFSM (Sunday at 10:30 p.m.) and KNXW (Sunday at 9:30 p.m.). The show will also be available regionally on Cox Sports Television on Wednesdays at 6 p.m. and Fox Sports Southwest on Tuesdays at 4 p.m.

RADIO AFFILIATES

Batesville.....	KWOZ-FM 103.3
Batesville.....	KBTA-AM 1340
Camden.....	KCXY-FM 95.3
Camden.....	KAMD-FM 97.1
Crossett.....	KAGH-AM 800
Crossett.....	KAGH-FM 104.9
De Queen.....	KDON-FM 92.1
DeWitt.....	KDEW-FM 97.3
El Dorado.....	KMRX-FM 96.1
Fayetteville.....	KAKS-FM 99.5
Fayetteville.....	KUOA-AM 1290
Fayetteville.....	KOSM-FM 92.1
Fayetteville.....	KUOA-FM 95.3
Fayetteville.....	KBVA-FM HD3 106.5
Forrest City.....	KBFC-FM 93.5
Fort Smith.....	KERX-FM 95.3
Glenwood.....	KHGZ-AM 670
Glenwood.....	KHGZ-FM 98.9
Hot Springs/Mena.....	KTTG-FM 96.3
Jonesboro.....	KEGI-FM 100.5
Little Rock.....	KABZ-FM 103.7
Magnolia.....	KZHE-FM 100.5
Marshall.....	KBCN-FM 104.3
Mena.....	KTTG-FM 96.3
Monett (Mo.).....	KKBL-FM 95.9
Monticello.....	KGPO-FM 99.9
Morrilton.....	KCON-FM 99.3
Mountain Home.....	KOMT-FM 107.5
Ozark.....	KDYN-FM 96.7
Ozark.....	KDYN-AM 1540
Ruston (La.).....	KWXM-FM 102.3
Searcy.....	KSMD-FM 99.1
Texarkana (Texas).....	KKTK-AM 1400
Wynne.....	KWYN-FM 92.5