



Saturday, November 7, 2020 • 6:30 p.m. • SEC Network • Donald W. Reynolds Razorback Stadium (76,000) • Fayetteville, Ark.

SEC NETWORK

Tom Hart, Play-By-Play
Jordan Rodgers, Analyst
Cole Cubelic, Reporter

RAZORBACK/IMG SPORTS NETWORK

Chuck Barrett, Play-By-Play
Quinn Grove, Analyst
Geno Bell, Reporter

SIRIUS/XM RADIO

Sirius/XM Channel 133/190
Internet Channel 961

COACHING STAFF

ON THE FIELD (Year at Arkansas)

Sam Pittman - Head Coach (1st)
Scott Fountain - Asst. HC/Special Teams (1st)
Kendal Briles - Offensive Coordinator/QBs (1st)
Sam Carter - Cornerbacks (1st)
Brad Davis - Offensive Line (1st)
Derrick LeBlanc - Defensive Line (1st)
Rion Rhoades - Linebackers (1st)
Jimmy Smith - Running Backs (1st)
Justin Stepp - Wide Receivers (3rd)

IN THE BOOTH

Barry Odom - Assoc. HC/Def. Coordinator/Safeties (1st)
Jon Cooper - Tight Ends (1st)

FOUR DOWNS

3



Senior QB Feleipe Franks threw for three TD passes at Texas A&M, its the second time this season Franks has thrown for three or more TDs.

9



Senior RB Rakeem Boyd rushed for 100 yards against Texas A&M, his ninth career 100-yard game. Only 11 rushers in school history have totaled nine or more 100-yard games.

254



Sophomore WR Treylon Burks has made a combined 18 catches for 254 yards and three touchdowns in his last two games against Ole Miss and Texas A&M.

461



The Razorbacks registered 461 yards of total offense at Texas A&M, their most in an SEC game since 2018 against Ole Miss (477 yards).



TENNESSEE AT ARKANSAS



TENNESSEE VOLUNTEERS (2-3, 2-3)

AP/Coaches Rank: NR/RV

Head Coach: Jeremy Pruitt (West Alabama, '99)

Career Record: 15-15 (3rd season)

Record at Tennessee: Same

ARKANSAS RAZORBACKS (2-3, 2-3)

AP/Coaches Rank: NR/RV

Head Coach: Sam Pittman (Pittsburg State (Kan.), '86)

Career Record: 2-3 (1st season)

Record at Arkansas: Same

THE RUNDOWN

• Arkansas welcomes Tennessee to Fayetteville for the first time since 2011 on Saturday, Nov. 7 at 6:30 p.m. CT. The game will air on SEC Network.

• In their last game the Razorbacks fell 42-31 and totalled season-highs in total yards (461) and rushing yards (222). Arkansas outscored Texas A&M 14-0 in the fourth quarter.

• Senior QB Feleipe Franks was 23-for-31 for 239 yards and threw three touchdowns against the Aggies. He also rushed for a career-high 91 yards on 16 carries and became the first Razorback QB to run for 90+ yards in a game since Matt Jones in 2004 against Texas (93 yards).

• Sophomore WR Treylon Burks posted his first career multi-TD game and second straight 100+ yard receiving game at Texas A&M. He made seven catches for 137 yards and two scores, and leads the Razorbacks this season with four receiving TDs. Burks is the first Hog to have back-to-back 100-yard receiving games in a single season since Keon Hatcher in 2016. The sophomore has scored touchdowns in back-to-back games for the first time in his career.

• Senior RB Rakeem Boyd set a season-high with 100 rushing yards and scored his second TD of the season. He eclipsed 2,000 career rushing yards, becoming the first Hog rusher to reach the mark since Alex Collins (2013-15).

• Junior LB Bumper Pool made a game-high 14 tackles against Texas A&M and set a career-high with 3.0 tackles for loss. Pool leads the SEC and is third nationally averaging 12.5 tackles per game.

• Redshirt senior LB Grant Morgan ranks second in the SEC averaging 11.6 tackles per game, right behind teammate Bumper Pool.

• Despite playing one or two fewer games than most of the nation's leaders, Arkansas' defense ranks second in the country with 10 interceptions and is tied for the FBS lead with three defensive scores. The Razorbacks lead the SEC in turnover margin (1.20) and rank second in red zone defense (68.2%), team passing efficiency defense (121.34) and fourth in third down percentage defense (36.7%).



FELEIPE FRANKS

PASSING

105/159 (66%)

1,213 YDS

11 TD/3 INT



TREYLON BURKS

RUSHING

61 ATT

251 YDS

0 TD



TREYLON BURKS

RECEIVING

26 REC

366 YDS

4 TD



GRANT MORGAN

TACKLES

58 TOTAL

5.0 TFL

1 INT



GEORGIA
SEPTEMBER 26
SEC NETWORK
L, 37-10



@MISS STATE
OCTOBER 3
SEC NETWORK ALTERNATE
W, 21-14



@AUBURN
OCTOBER 17
ESPN
L, 30-28



OLE MISS
OCTOBER 17
SEC NETWORK
W, 33-21



@TEXAS A&M
OCTOBER 31
SEC NETWORK
L, 42-31



TENNESSEE
NOVEMBER 7
SEC NETWORK
6:30 PM



@FLORIDA
NOVEMBER 14
ESPN
6 PM



LSU
NOVEMBER 21
TBA



@MISSOURI
NOVEMBER 28
TBA



ALABAMA
DECEMBER 5
TBA

GAME 6: TENNESSEE

THE GAME: TENNESSEE at ARKANSAS

INSIDE THE TENNESSEE SERIES

All-Time Record: Tennessee leads 13-5
In Fayetteville: Arkansas leads 3-2
In Little Rock: Tennessee leads 2-0
In Knoxville: Tennessee leads 6-2
In Memphis: Tennessee leads 2-0
In Dallas: Tennessee leads 1-0
Most points scored by Arkansas: 49 (2011)
Most points scored by Tennessee: 63 (2000)
Largest margin of victory by Arkansas: 42 (2011)
Largest margin of victory by Tennessee: 43 (2000)

SERIES HISTORY

Date	UA/Opp Rank	Site	Result
Nov. 18, 1907		Memphis, Tenn.	L, 14-2
Dec. 20, 1971	18/9	Memphis, Tenn.	L, 14-13
Jan. 1, 1990	10/8	Dallas, Texas	L, 31-27
Oct. 10, 1992	NR/4	Knoxville, Tenn.	W, 25-24
Oct. 9, 1993	NR/11	Little Rock, Ark.	L, 28-14
Oct. 8, 1994		Knoxville, Tenn.	L, 38-21
Oct. 7, 1995	18/10	Fayetteville, Ark.	L, 49-31
Nov. 16, 1996	NR/12	Knoxville, Tenn.	L, 55-14
Nov. 15, 1997	NR/5	Little Rock, Ark.	L, 30-22
Nov. 14, 1998	10/1	Knoxville, Tenn.	L, 28-24
Nov. 13, 1999	NR/3	Fayetteville, Ark.	W, 28-24
Nov. 11, 2000		Knoxville, Tenn.	L, 63-20
Sept. 8, 2001	NR/8	Fayetteville, Ark.	L, 13-3
Oct. 5, 2002	NR/10	Knoxville, Tenn.	L, 41-38 (60T)
Nov. 11, 2006	11/13	Fayetteville, Ark.	W, 31-14
Nov. 10, 2007	NR/22	Knoxville, Tenn.	L, 34-13
Nov. 12, 2011	8/NR	Fayetteville, Ark.	W, 49-7
Oct. 3, 2015		Knoxville, Tenn.	W, 24-20

100-YARD RUSHING GAMES (8)

Player	Date	Rushes	Yards	TDs
Alex Collins	10/3/15	27	154	2
Rawleigh Williams	10/3/15	14	100	0
Darren McFadden	11/10/07	22	117	0
Darren McFadden	11/11/06	30	181	2
Fred Talley	11/11/00	27	142	1
Cedric Cobbs	11/13/99	15	107	0
Rod Stinson	11/15/97	19	109	1
Oscar Malone	10/8/94	15	128	1

300-YARD PASSING GAMES (0)

Player	Date	C-A	Yards	TDs
--------	------	-----	-------	-----

100-YARD RECEIVING GAMES (5)

Player	Date	Rec.	Yards	TDs
Drew Morgan	10/3/15	5	110	0
Marcus Monk	11/11/06	8	137	2
Richard Smith	10/5/02	3	125	1
Anthony Lucas	11/14/98	8	172	2
Anthony Lucas	10/7/95	4	111	2

TOTALS

100-Yard Rushing Games (Players): 8 (7)
300-Yard Passing Games (Players): 0 (0)
100-Yard Receiving Games (Players): 5 (4)

STATISTICAL BREAKDOWN: TENNESSEE AT ARKANSAS

Arkansas	Rank: SEC (FBS)	Category	Tennessee	Rank: SEC (FBS)
24.6	9 (74)	Scoring Offense	22.2	11 (82)
28.8	5 (51)	Scoring Defense	33.0	10 (69)
369.4	10 (76)	Total Offense	323.8	12 (88)
423.4	10 (64)	Total Defense	407.0	9 (59)
126.2	11 (76)	Rushing Offense	135.6	8 (70)
178.2	12 (66)	Rushing Defense	153.0	9 (52)
243.2	8 (44)	Passing Offense	188.2	13 (81)
245.2	5 (60)	Pass Defense	254.0	7 (68)
10.00	13 (101)	Kickoff Return Avg.	23.3	3 (22)
-1.00	14 (101)	Punt Return Avg.	20.0	1 (2)
26:37	13 (91)	Time of Possession	26:21	14 (92)
32.4%	13 (85)	3rd Down Conv. Pct.	26.1%	14 (97)
36.7%	4 (37)	3rd-D Conv. Pct. Defense	47.1%	11 (82)
35.2	12 (85)	Net Punting	40.6	5 (27)
1.20	1 (3)	Turnover Margin	-0.20	8 (66)
3	8 (43)	Fumbles Recovered	5	2 (15)
3	4 (42)	Fumbles Lost	4	9 (69)
10	2 (2)	Passes Intercepted	2	11 (66)
13	1 (3)	Turnovers Gained	7	9 (53)
7	5 (46)	Turnovers Lost	8	8 (58)
145.06	6 (38)	Passing Efficiency	124.54	11 (71)
121.34	2 (23)	Pass Efficiency Defense	148.17	9 (69)
29	6 (43)	Fewest Penalties	33	10 (55)
185	3 (33)	Fewest Yards Penalized	250	9 (45)
1.80	9 (69)	Sacks Per Game	2.00	6 (54)
3.00	12 (76)	Sacks Allowed Per Game	2.20	9 (54)
5.6	7 (61)	Tackles for Loss	5.8	6 (59)
6.80	11 (69)	Tackles for Loss Allowed	5.20	8 (35)
107	7 (55)	First Downs	94	12 (67)
115	10 (61)	First Downs Allowed	109	8 (58)
88.9%	3 (32)	Red Zone Offense	83.3%	8 (59)
68.2%	2 (11)	Red Zone Defense	90.9%	12 (85)

INDIVIDUAL STATS

ARKANSAS					TENNESSEE				
Rushing					Rushing				
	Att.	Yds.	Avg.	TD		Att.	Yds.	Avg.	TD
Trelon Smith	61	251	4.1	0	Eric Gray	79	355	4.5	2
Rakeem Boyd	51	188	3.7	2	Ty Chandler	62	275	4.4	2
Felipe Franks	58	156	2.7	0	Jabari Small	11	47	4.3	0
Passing					Passing				
	Comp.	Att.	Yds.	TD/INT		Comp.	Att.	Yds.	TD/INT
Felipe Franks	105	159	1213	11/3	Jarrett Guarantano	83	135	914	6/3
Receiving					Receiving				
	Rec.	Yds.	Avg.	TD		Rec.	Yds.	Avg.	TD
Treyton Burks	26	366	14.1	4	Josh Palmer	19	295	15.5	4
Mike Woods	18	220	12.2	1	Brandon Johnson	13	155	11.9	0
Trelon Smith	15	114	7.6	1	Jalin Hyatt	5	134	26.8	1
De'Vion Warren	12	253	21.1	3	Eric Gray	16	123	7.7	1
Punting					Punting				
	No.	Yds.	Avg.	Long		No.	Yds.	Avg.	Long
George Caratan	16	727	45.4	57	Paxton Brooks	25	1080	43.2	55
Reid Bauer	12	529	44.1	62					
Punt Returns					Punt Returns				
	No.	Yds.	Avg.	Long		No.	Yds.	Avg.	Long
Nathan Parodi	1	-1	-1.0	0	Eric Gray	1	20	20.0	20
Kickoff Returns					Kickoff Returns				
	No.	Yds.	Avg.	Long		No.	Yds.	Avg.	Long
De'Vion Warren	1	10	10.0	10	Velus Jones Jr.	10	233	23.3	40
Tackles					Tackles				
	UT-AT	TT	TFL	Other		UT-AT	TT	TFL	Other
Grant Morgan	16-42	58	5.0-14	1 SK, 1 INT	Trevon Flowers	18-17	35	2.0-4	2 PBU, 1 FF
Bumper Pool	21-29	50	4.0-7	4 PBU	Henry To'o To'o	17-16	33	5.0-14	1 SK, 1 INT
Jalen Catalon	30-16	46	0.5-1	1 INT, 1 FF	Quavaris Crouch	10-18	28	0.0-0	1 FF
Joe Foucha	7-17	24	0.5-1	2 INT	Kenneth George Jr.	16-7	23	0.0-0	6 PBU, 1 FR
Greg Brooks Jr.	14-9	23	3.0-7	2 INT, 1 TD-	Jaylen McCollough	14-8	22	1.0-1	1 PBU

LAST MEETING: ARKANSAS 24, TENNESSEE 20

Score by Quarters	1	2	3	4	Total
Arkansas	7	10	7	0	24
Tennessee	14	3	3	0	20

Qtr Time Scoring play

1st	14:48	UT - Berry, Ev. 96 yd kickoff return (Medley, A. kick)
	08:06	UT - Dobbs, J. 7 yd run (Medley, A. kick), 11-89 3:23
	05:57	AR - Alex Collins 4 yd run (Cole Hedlund kick), 4-75 2:09
2nd	14:03	AR - Dominique Reed 33 yd pass from Brandon Allen (Cole Hedlund kick), 4-80 1:31
	09:54	UT - Medley, A. 35 yd field goal, 14-58 4:09
	00:00	AR - Cole Hedlund 26 yd field goal, 9-60 1:27
3rd	09:12	AR - Alex Collins 1 yd run (Cole Hedlund kick), 10-80 5:42
	06:41	UT - Medley, A. 45 yd field goal, 8-49 2:26

	AR	UT
FIRST DOWNS	23	19
RUSHES-YARDS (NET)	50-275	33-133
PASSING YDS (NET)	219	232
Passes Att-Comp-Int	24-11-0	37-20-0
TOTAL OFFENSE PLAYS-YARDS	74-494	70-365
Fumble Returns-Yards	0-0	0-0
Punt Returns-Yards	1-12	3-35
Kickoff Returns-Yards	2-39	3-141
Interception Returns-Yards	0-0	0-0
Punts (Number-Avg)	5-41.8	4-46.5
Fumbles-Lost	0-0	2-1
Penalties-Yards	3-20	4-39
Possession Time	35:18	24:42
Third-Down Conversions	6 of 15	7 of 16
Fourth-Down Conversions	1 of 2	1 of 2
Red-Zone Scores-Chances	3-6	2-4
Sacks By: Number-Yards	1-8	0-0

RUSHING: Arkansas-Alex Collins 27-154; Rawleigh Williams 14-100; Brandon Allen 6-23; Drew Morgan 1-8; Adam McFain 1-3; Team 1-minus 13. Tennessee-Hurd, J. 19-90; Kamara, A. 7-36; Dobbs, J. 7-7.

PASSING: Arkansas-Brandon Allen 11-24-0-219. Tennessee-Dobbs, J. 20-36-0-232; Jennings, J. 0-1-0-0.

RECEIVING: Arkansas-Drew Morgan 5-110; Hunter Henry 3-62; Dominique Reed 1-33; K. Edwards 1-13; Rawleigh Williams 1-1. Tennessee-Kamara, A. 4-40; Hurd, J. 3-51; Pearson, V. 3-30; Malone, J. 3-17; Smith, J. 2-34; Williams, P. 2-19; Jennings, J. 2-10; Wolf, Et. 1-31.

INTERCEPTIONS: Arkansas-None. Tennessee-None.

FUMBLES: Arkansas-None. Tennessee-Williams, P. 1-1; Dobbs, J. 1-0.

Arkansas (2-3,1-1) vs. Tennessee (2-3,0-2)

Date: Oct. 3, 2015 • Site: Knoxville, Tenn. • Stadium: Neyland Stadium

Attendance: 101265

Kickoff time: 7:10 pm • End of Game: 10:32 pm • Total elapsed time: 3:22

Officials: Referee: Marc Curies; Umpire: Tom Quick; Linesman: John Langlois;

Line judge: Kirk Lewis; Back judge: Scott Vaughan; Field judge: Wes Booker;

Side judge: Richard Booker; Center judge: Wayne Winkler;

Temperature: 62 deg • Wind: NNE 7 • Weather: Showers

GAME 6: TENNESSEE

IN DEPTH CHART: OFFENSE

WR



8 Mike Woods ||| 6-1, 196, Jr.

Season-best 6 rec for 81 yards Wk 3 at Auburn ... Started all 12 games in 2019 ... Led the team in receptions (33) and touchdowns (four) last year ... Posted first 100-yd game (115) vs. SJSU on 9/21 - Career-long 62-yd TD catch in game.

	REC	YDS	TD
2020	18	220	1
2019	33	423	4
2018	18	206	1
Totals	69	849	5

7 Trey Knox ||| 6-5, 207, So.

Started all 11 games he played last season ... Hauled in 28 passes for 385 yards, averaging 13.8 yards per catch ... Ranked third among SEC freshman receivers in yards, yards per catch, receptions per game (2.5) and yards per game (35.0).

	REC	YDS	TD
2020	4	33	0
2019	28	385	3
Totals	32	419	3

WR



16 Treylon Burks ||| 6-3, 232, So.

Consecutive 100 yd rec games ... Wk 4 vs. Ole Miss: career-high in rec (11), yds (137), long rec (55) and rush yards (46) - 7-yd TD rec No. 1 on SC Top 10 ... Used in every aspect of offense - receiving, rushing, throwing and as a returner on ST.

	REC	YDS	TD
2020	26	366	4
2019	29	475	0
Totals	55	841	2

17 John David White ||| 5-11, 171, R-Fr. - OR - 41 T.J. Hammonds ||| 5-10, 189, R-Sr.

White: Caught two passes for 27 yards as a true freshman in 2019 ... Snagged two passes at LSU ... Hammonds: Played in five games in 2019.

	REC	YDS	TD
2020	0	0	0
2019	2	27	0
Totals	2	27	0

LT



76 Myron Cunningham ||| 6-6, 325, R-Sr.

In 2019, started 10 of 11 games played, primarily at left tackle, totaling 705 plays overall, 690 on the offensive line ... Allowed just one sack in 383 pass blocking plays ... Iowa Central CC transfer ... First Team NJCAA All-American (2018).

	GP	GS
2020	5	5
2019	11	10
Totals	16	15

73 Noah Gatlin ||| 6-7, 307, R-So.

Sidelined by preseason injury in 2019 ... 4 GP as true freshman in 2018, starting 2 at left tackle at Colorado St. (9/8) & vs. North Texas (9/15) ... Allowed two sacks during his time on the line - 193 total snaps.

	GP	GS
2020	5	5
2018	4	2
Totals	9	7

LG



62 Brady Latham ||| 6-5, 284, Fr.

Made first start Wk 1 vs. Georgia ... Played in 3 games in 2019 - Colorado St., Alabama & Miss. State, totaling seven snaps ... Rated as No. 11 player in Oklahoma by 247Sports ... Lettered in both football & baseball at Jenks High School.

	GP	GS
2020	5	5
2019	3	0
Totals	8	5

57 Shane Cline ||| 6-6, 302, So. - OR - 70 Luke Jones ||| 6-5, 293, R-So.

Cline played in 11 games in 2019, starting once at LG vs. MSU (11/2) ... Totaled 149 plays, 104 on the O-Line ... Jones transferred to Arkansas from Notre Dame in 2019, sat out due to transfer rules ... Did not play during in 2018.

	GP	GS
2020	3	0
2019	11	1
2018	7	1
Totals	19	2

C



51 Ricky Stromberg ||| 6-4, 311, So.

First career start at center vs Georgia Wk 1 ... 2019 - Started first two games at LG, final nine at RG, playing all 12 games as a freshman ... Totaled 741 snaps and did not allow a sack in 417 pass protection plays.

	GP	GS
2020	5	4
2019	12	11
Totals	16	14

66 Ty Clary ||| 6-4, 298, Sr.

Started first game of 2020 Week 4 vs. Ole Miss at RG ... Started all 12 games at center in 2019 ... PFF National Team of the Week (Week 3) ... No. 3 rated C in SEC in 2019 (PFF) ... Did not allow a sack in 443 pass protection plays.

	GP	GS
2020	3	2
2019	12	12
2018	12	11
2017	7	4
Totals	33	28

RG



55 Beaux Limmer ||| 6-5, 293, R-Fr.

Made 1st car-start Wk 1 vs. Georgia ... 4 GP in 2019, seeing action vs. CSU (9/14), MSU (11/2), WKU (11/9) & Mizzou (11/29) ... Did not allow a sack in 16 pass blocking plays ... Consensus three-star prospect.

	GP	GS
2020	5	4
2019	4	0
Totals	9	4

- OR - 66 Ty Clary ||| 6-4, 298, Sr.

Started first game of 2020 Week 4 vs. Ole Miss at RG ... Started all 12 games at center in 2019 ... PFF National Team of the Week (Week 3) ... No. 3 rated C in SEC in 2019 (PFF) ... Did not allow a sack in 443 pass protection plays.

	GP	GS
2020	3	2
2019	12	12
2018	12	11
2017	7	4
Totals	33	28

RT



73 Noah Gatlin ||| 6-7, 307, R-So.

Sidelined by preseason injury in 2019 ... 4 GP as true freshman in 2018, starting 2 at left tackle at Colorado St. (9/8) & vs. North Texas (9/15) ... Allowed two sacks during his time on the line - 193 total snaps.

	GP	GS
2020	5	5
2018	4	2
Totals	9	7

78 Dalton Wagner ||| 6-9, 319, R-Jr.

Started at RT in all 12 games last year, totaling 798 snaps, including 751 on the O-Line - second-most on team ... Played in 11 of 12 games in 2018, one start at LT ... Did not allow a sack/QB hit in 65 pass blocking snaps.

	GP	GS
2020	2	0
2019	12	12
2018	11	13
Totals	24	13

QB



13 Feleipe Franks ||| 6-6, 228, R-Sr.

Career high 91 rush yds Wk 5 at TAMU ... Career high 318 yds (22-for-30) w/ car-high 4 TD in Wk 3 at Auburn ... Team Captain ... Florida transfer after 3 years (2017-19) ... Won Peach Bowl over Michigan at Fla. in 2018.

	C-A-I	YDS	TD
2020	105-159-3	1,213	5
2019 (UF)	54-71-3	698	5
2018 (UF)	188-322-6	2,457	24
2017 (UF)	125-229-8	1,438	9
Totals	449-750-20	5,806	49

1 KJ Jefferson ||| 6-3, 236, R-Fr.

Dual-threat QB ... Played in three games in 2019 ... Started at LSU (7-14, 105 yds) ... Debuted vs. MSU (11/2) ... Tossed lone completion to Treylon Burks for 32-yard gain ... Rushed for a five-yard score.

	C-A-I	YDS	TD
2020	1-2-0	3	0
2019	14-31-1	197	0
Totals	14-31-1	197	0

RB



5 Rakeem Boyd ||| 6-0, 206, Sr. > 2nd Team Preseason All-SEC, Doak Walker Watch List

Team Captain ... 9th career 100-yd rush game at TAMU ... TDs vs. OM and TAMU ... Team's leading rusher last year for second-straight year ... First Hog since 2016 (Rawleigh Williams III) to rush for 1,000 yards in a season.

	ATT	YDS	TD
2020	51	188	2
2019	184	1,133	8
2018	123	734	2
Totals	358	2,055	12

22 Trelon Smith ||| 5-9, 185, R-So.

Carer-highs of 81 rush yds and 78 rec yds Wk 3 at Auburn with 1st career TD ... Led team in rush yds in each of first 3 weeks ... Transferred from Arizona St. after 2018 season - two-year letterwinner (2017-18).

	ATT	YDS	TD
2020	61	251	0
2018 (ASU)	11	56	0
2017 (ASU)	12	4	0
Totals	73	311	0

TE



82 Hudson Henry ||| 6-5, 249, R-Fr.

Career high 6 rec at TAMU ... Scored first TD Wk 2 at MSST, career-high 2 rec ... Consensus four-star prospect ... Ranked as top TE in the country from Pulaski Academy in Little Rock ... Brother Hunter plays for LA Chargers.

	REC	YDS	TD
2020	12	75	1
2019	3	15	0
Totals	15	90	1

-OR- 87 Blake Kern ||| 6-4, 269, R-Sr.

Career-high 4 rec for 59 yds Wk 3 at Auburn ... Made his first career start Wk 2 at Mississippi State ... Caught his first career pass in Wk 1 vs. Georgia ... Played in all 12 games in 2019 on special teams and at TE.

	REC	YDS	TD
2020	8	92	0
2019	0	0	0
2018	0	0	0
2017	0	0	0
Totals	8	92	0

WR



10 De'Vion Warren ||| 5-10, 186, Sr.

Wk 3 had first 2 TD game at Auburn - Wk 2 vs. MSST - career high 4 rec, 100 yds, 25 ypc, long 52-yard rec, caught 19-yard TD ... 9 GP in 2019 - returned a team-high 16 kickoffs for 326 yards, averaging 20.4 ypr.

	REC	YDS	TD
2020	12	253	3
2019	4	19	0
2018	3	14	1
2017	1	5	0
Totals	20	291	4

19 Tyson Morris ||| 6-1, 202, R-Sr.

Scored first TD of season at TAMU, 1-yd snag ... Caught at least one pass in 11 games in 2019, including each of the first seven games - the only Hog to do so ... Had a season-high four rec. for 60 yds vs. SJSU (9/21).

	REC	YDS	TD
2020	4	39	1
2019	13	155	1
2018	4	30	1
Totals	21	224	3

GAME 6: TENNESSEE

IN DEPTH CHART: DEFENSE

	U-A-T	TFL	SACK
2020	3-2-5	15-20	15-20
2019	0-1-1	0-0-0	0-0-0
2018	8-13-21	25-13	0-0-0
Totals	11-16-27	40-33	15-20

5 Dorian Gerald III 6-3, 288, R-Sr.

Injured vs. UGA Wk 1 ... First career sack vs. Georgia in Wk 1, first sack was loss of 17 yds ... Started the 2019 opener vs. PSU, suffering a season-ending injury ... Played in eight games in '18, starting the final two road matchups at DE.

	U-A-T	TFL	SACK
2020	8-11-19	15-9	10-8
2019	6-6-12	0-0-0	0-0-0
Totals	14-15-31	15-9	10-8

-OR - 56 Zach Williams III 6-4, 246, So.

5th on team in total tackles ... Career-high 7 tackles Wk 3 at Auburn ... Earned his first career start Wk 2 at MSST ... Recorded his first career sack vs. UGA ... Son of former Arkansas linebacker Rickey Williams (1984-87).

	U-A-T	TFL	SACK
2020	1-8-9	0-5-1	0-5-1
2019	7-10-17	1-0-3	0-5-1
2018	1-0-1	0-0-0	0-0-0
Totals	15-31-46	1-5-4	1-0-2

93 Isaiah Nichols III 6-3, 276, R-So.

Made 1st career start Wk 1 vs. Georgia - first career PBU ... Played in all 12 games as a redshirt freshman in 2019 ... Made 17 stops, seven solo, with one tackle for loss ... Posted a tackle in nine of 12 games ... Played in three games in 2018.

	U-A-T	TFL	SACK
2020	0-5-5	0-0-0	0-0-0
2019	4-2-6	0-5-0	0-5-0
2018	5-3-8	10-12	10-12
2017	5-4-9	10-2	10-2
Totals	14-14-28	25-14	25-14

97 Xavier Kelly III 6-5, 311, R-Sr.

Made his first career start at TAMU ... Grad transfer from Clemson ... Finished his Tiger career with 26 tackles, 2.5 for loss, a forced fumble & a fumble recovery ... Transitioned from DE to DT in 2018.

	U-A-T	TFL	SACK
2020	10-6-16	10-7	10-7
2019	8-9-17	4-5-12	0-5-0
2018	4-10-14	0-0-0	0-0-0
2017	2-4-6	0-0-0	0-0-0
Totals	24-29-53	60-19	15-7

42 Jonathan Marshall III 6-3, 299, Jr.

Team Captain ... Career-high 6 tackles at Auburn Wk 3 with first career full sack ... Played in all 12 games in 2019 ... Ranked sixth on the team in TFLs ... Strongest bench press on team

	U-A-T	TFL	SACK
2020	1-2-3	0-0-0	0-0-0
Totals	1-2-3	0-0-0	0-0-0

91 Taurean Carter III 6-3, 291, R-Fr.

First career game vs. Georgia in Wk 1 ... Did not see action as a true freshman in 2019 ... Named the No. 30 defensive tackle in the nation coming out of high school ... Throws shot put for Arkansas track & field team.

	U-A-T	TFL	SACK
2020	5-2-7	10-10	10-10
Totals	5-2-7	10-10	10-10

13 Julius Coates III 6-6, 289, Jr.

First FBS sack vs. Ole Miss in Wk 4 ... JUCO transfer from East Mississippi CC ... Tallied 30 tackles in 10 games, 19 solo, with nine TFLs and six sacks ... Played offense at Ellsworth Community College in 2018.

	U-A-T	TFL	SACK
2020	6-7-13	15-11	15-11
2019	1-3-4	0-0-0	0-0-0
Totals	7-10-17	15-11	15-11

-OR - 50 Eric Gregory III 6-4, 283, R-Fr.

Third on defensive line in tackles this season... Career-high six tackles in Wk 3 at Auburn ... Played in two games in 2019, totaled 27 snaps, 25 on the defensive line ... Four-star prospect by Rivals and ESPN.

	U-A-T	TFL	SACK
2020	21-29-50	50-7	0-5-3
2019	38-56-94	6-5-12	10-6
2018	14-15-29	2-5-4	0-0-0
Totals	73-90-159	13-0-23	15-9

10 Bumper Pool III 6-2, 229, Jr.

Second-most tackles on the team ... Career-best 20 tackles Wk 2 at MSST - 10th single-game at Ark, most in FBS ... In 2019 started 12 gms ... Finished 2nd on the team in tackles with a career-high 94 ... Yes, that's his real name.

	U-A-T	TFL	SACK
2020	0-0-0	0-0-0	0-0-0
2019	5-0-5	2-0-2	0-0-0
2018	1-4-5	0-5-2	0-0-0
2017	3-3-6	0-0-0	0-0-0
Totals	9-7-16	2-5-4	0-0-0

32 Deon Edwards III 6-1, 218, R-Sr.

Played in 11 of 12 games in 2019, seeing most of his time on special teams - totaling 216 plays, 33 on defense ... All five tackles were solo stops, including two for loss ... Tallied two stops vs. Missouri in Little Rock in the season finale.

	U-A-T	TFL	SACK
2020	16-42-38	50-34	10-7
2019	9-30-39	30-14	10-8
2018	8-16-24	2-5-4	0-0-0
2017	22-16-38	3-15	10-9
Totals	56-104-156	14-0-47	30-21

31 Grant Morgan III 5-11, 222, R-Sr.

Team's leading tackler - Wk 4 vs. Ole Miss, career-high 19 tackles with 3.0 TFL and pick six named SEC co-DPOW - Nagurski and Bednarik National POW ... Wk 1 vs. Georgia 1st career-start ... Team Captain.

	U-A-T	TFL	SACK
2020	16-6-17	30-11	10-8
2019	16-15-31	10-7	10-7
2018	9-15-24	0-0-0	0-0-0
2017	3-0-3	0-0-0	0-0-0
Totals	39-36-75	35-20	20-15

27 Hayden Henry III 6-2, 226, Jr.

First start of season against Ole Miss ... Forced a fumble that was returned for a TD in the season opener ... Brother Hudson is a So. TE on the team ... Brother Hunter (Mackey Award Winner) & dad Mark (C) played at Arkansas.

	U-A-T	TFL	INT
2020	18-5-23	0-0-0	3-18
Totals	18-5-23	0-0-0	3-18

17 Hudson Clark III 6-2, 176, R-Fr.

3 INTs Wk 4 vs. Ole Miss - UA frosh record ... Career-high 9 tackles Wk 5 at TAMU ... First career game Wk 2 at MSST ... Walk-on ... Both parents are U of A grads ... Grandfather Ronnie Clark in Arkansas coaches HOF (27-yr HC at Berryville).

	U-A-T	TFL	INT
2020	2-3-5	0-0-0	0-0
Totals	2-3-5	0-0-0	0-0

0 Khari Johnson III 6-0, 189, Fr.

First career start vs. Ole Miss ... Played first career game Wk 1 vs. Georgia ... Three-star prospect by 247Sports and ESPN ... Rated as the No. 14 player in the state by 247Sports ... Suffield Academy in Suffield, Conn.

	U-A-T	TFL	INT
2020	30-16-46	0-5-1	1-35
2019	3-3-6	0-0-0	0-0
Totals	33-19-52	0-5-1	1-35

1 Jalen Catalon III 5-10, 189, R-Fr.

Third on the team in tackles ... Leads team in solo tackles ... Career-best 14 tackles Wk 3 at Auburn ... First INT - returned 35 yds for TD - Week 4 against Ole Miss ... Four-star from Mansfield, Texas.

	U-A-T	TFL	INT
2020	3-7-10	0-5-0	0-0
2019	16-12-28	10-2	0-0
2018	1-4-5	0-0-0	0-0
Totals	20-23-43	15-2	0-0

18 Myles Mason III 6-2, 204, Jr.

In 2019 11 GP with 1 start ... Totaled 434 plays, 334 on defense ... Opened and closed the season with five tackles in both games against Portland State (8/31) & Mizzou (11/29) ... ESPN four-star recruit

	U-A-T	TFL	INT
2020	7-17-24	0-5-1	2-26
2019	44-43-87	10-2	1-20
2018	6-5-11	0-0-0	0-0
Totals	57-65-122	15-3	3-46

7 Joe Foucha III 5-11, 188, Jr.

Picked off two passes at Mississippi State Wk 2 - also had 0.5 TFL ... Started all 12 games at FS last year ... Finished third on the team in total tackles (87) ... Recorded an interception (PSU), recovered a fumble (OM) & broke up four passes.

	U-A-T	TFL	INT
2020	5-9-16	0-0-0	0-0
2019	1-0-1	0-0-0	0-0
Totals	6-9-17	0-0-0	0-0

15 Simeon Blair III 5-10, 204, R-So.

Career-high six tackles Wk 2 at MSST ... Started first career game Wk 1 vs. UGA ... Played in 11 games in 2019, mostly on special teams ... DNP as true freshman in 2018 ... Played QB and DB at Pine Bluff HS... Former walk-on.

	U-A-T	TFL	INT
2020	8-1-9	10-3	1-10
2019	25-14-39	10-3	1-12
2018	8-1-9	0-0-0	0-0
Totals	41-16-57	20-6	2-12

21 Montaric Brown III 6-0, 190, R-Jr.

Wk 1 vs. Georgia - picked off pass in 1st half ... Started 10 games in 2019 ... Tallied three PBUs, an interception and a fumble recovery, posting multiple stops in all 10 games ... Fumble recovery vs. CSU (9/14) and INT vs. TAMU (9/28).

	U-A-T	TFL	INT
2020	0-0-0	0-0-0	0-0
2019	11-2	0-0-0	0-0
Totals	11-2	0-0-0	0-0

4 Malik Chavis III 6-2, 194, R-Fr.

Played in two games as a true freshman in 2019 ... Racked up 38 total snaps against Mississippi State and Western Kentucky ... Three-star prospect from Rison, Ark. (Rison HS).

	U-A-T	TFL	INT
2020	14-9-23	2-5-6	2-79
2019	13-12-25	0-0-0	1-6
Totals	27-21-48	2-5-2	3-85

9 Greg Brooks Jr. III 5-11, 185, So.

69-yr pick 6 Wk 2 at Mississippi State ... Started all 14 games at nickel back in career ... Played in 515 snaps, the most of any freshman last year ... Made first INT in second half against Missouri (11/29) in Little Rock.

	U-A-T	TFL	INT
2020	2-4-6	0-0-0	0-0
2019	15-7-22	0-0-0	0-0
2018	0-0-0	0-0-0	0-0
Totals	17-11-28	0-0-0	0-0

24 LaDarrius Bishop III 6-0, 193, R-So.

Played in 10 games, starting in three at cornerback in 2019 ... Started against San Jose State, Mississippi State and LSU ... Played in two games as a true freshman in 2018.



JACK




DT



DT



DE



LB



LB




CB



SS



BS



CB



NB

RAZORBACK TRENDS

	2020	Streak
Overall	2-3	L1
At Home	1-1	W1
On the Road	1-2	L2
Neutral	0-0	L5
August	0-0	W2
September	0-1	L3
October	2-2	L1
November	0-0	L8
December-January	0-0	L1
vs. SEC	2-3	L1
vs. Non-Conference	0-0	L2
vs. Ranked Opponents	1-3	L2
Record in Games...		
Decided by 7 pts or less	1-1	L1
Decided by 3 pts or less	0-1	W5
During the day	1-1	W1
At night	1-2	L2
Record When Scoring...		
Less than 21 points	0-1	L8
21+ points	2-2	L1
30+ points	1-1	L1
40+ points	0-0	W3
50+ points	0-0	W4
Record When Allowing...		
Less than 14 points	0-0	W13
Less than 21 points	1-0	W10
21+ points	1-3	L1
Record When...		
Scoring first	2-2	L1
Opponents score first	0-1	L8
Leading after the 1Q	1-1	W1
Trailing after the 1Q	0-2	L17
Tied after the 1Q	1-0	W1
Leading at halftime	2-1	W2
Trailing at halftime	0-2	L19
Tied at halftime	0-0	--
Leading after the 3Q	2-0	W2
Trailing after the 3Q	0-3	L22
Tied going into the 4Q	0-0	W1
In overtime games	0-0	L1
Record With...		
Less than 300 yards total offense	1-1	W1
400+ yards total offense	0-2	L3
500+ yards total offense	0-0	W2
Less than 100 yards rushing	1-1	W1
100+ yards rushing	1-2	L1
200+ yards rushing	0-1	L2
300+ yards rushing	0-0	L1
Less than 200 yards passing	0-0	L7
200+ yards passing	2-3	L1
300+ yards passing	0-1	L2
400+ yards passing	0-0	L2
A 100-yard rusher	0-1	L4
2+ 100-yard rushers	0-0	W8
Record When Allowing...		
Less than 200 total yards	0-0	W6
200+ total yards	1-3	L2
300+ total yards	1-2	L1
400+ total yards	2-2	L1
Less than 100 rush yards	1-0	W1
100+ rush yards	0-3	L11
200+ rush yards	1-1	W1
Less than 200 pass yards	0-1	L5
200+ pass yards	1-3	L1
300+ pass yards	1-0	W1
400+ pass yards	0-0	L3
A 100-yard rusher	1-1	W1
Record When Having...		
No turnovers	0-2	L5
Less than 3 turnovers	2-2	L1
3 or more turnovers	0-1	L20
No takeaways	0-2	L7
Less than 3 takeaways	0-3	L12
3 or more takeaways	2-0	W5
Win turnover battle	2-0	W2
Lost turnover battle	0-1	L14
Turnovers even	0-2	L2
More than 30:00 TOP	1-0	W1
Less than 30:00 TOP	1-3	L2

RAZORBACK NOTEBOOK

SERIES NOTABLES

- Arkansas plays Tennessee for the 19th time on Saturday, Tennessee leads the all-time series, 13-5.
- The Razorbacks have won the last two games of the series and three of the last four, however, the teams have not played since 2015. Arkansas won 24-20 in Knoxville in 2015, and won the last meeting in Fayetteville 49-7 in 2011.
- The teams met three times before Arkansas joined the SEC, with Tennessee winning all three (1907, 1971, 1990).
- Tennessee won the first game of the series 14-2 in Memphis in 1907.
- The two played the fifth-longest game in FBS history in 2002 as Tennessee won 41-38 in six overtimes.

QUICK HITS

- Arkansas has had at least one player record 100 rushing yards in a game in each of the last 36 years seasons.
- Arkansas has had at least one receiver post a 100-yard receiving game in 14-straight seasons. This season the Razorbacks have four 100+ yard receiving performances for the first time since 2017.
- Thirty-nine student-athletes on the 2020 roster are from inside the state's borders, with five from Fayetteville - Ty Clary, Jon Conley, Elias Hale, Jack Lindsey and Tyson Morris.
- Seventeen different states are represented on this year's team.

LAST TIME OUT

- Arkansas scored over 30 points for the second straight game, but fell on the road to No. 8 Texas A&M, 42-31. The Razorbacks set a season-high of 461 total yards, their most in an SEC game since 2018 against Ole Miss. Arkansas also picked up season-bests in rushing yards (222) and first downs (29).
- Arkansas ran for 222 yards, the most the Aggies have surrendered this year. Texas A&M came into the game allowing 75.5 rushing yards per game.
 - RB Rakeem Boyd ran for 100 yards on 18 carries for his first 100-yard effort of the season. He scored his second touchdown of the year - the 12th of his career - on the Razorbacks final drive with a 14-yard run into the end zone.
 - QB Feleipe Franks recorded the sixth three-plus passing touchdown game of his career (including 2017-19 at Florida) and second of the season.
 - WR Treyton Burks caught seven passes for 117 yards to post back-to-back 100+ yard receiving games for the first time in his career and the first by a Razorback in a single-season since Keon Hatcher in 2016.
 - Boyd and Burks were the first Razorback tandem to have to have 100+ yards receiving and a 100+ yards rushing in the same game since Rawleigh Williams (117 rushing yards) and Keon Hatcher (106 receiving yards) in 2016 against Missouri.
 - Franks and Boyd are the first Arkansas QB and RB tandem to each have a 90+ yard rushing game since at least 1997.
 - LB Bumper Pool registered a game-high 14 tackles and made a career-high 3.0 tackles for loss. The Razorback defense made 6.0 tackles for loss against Texas A&M, who came in allowing an average of 3.5 tackles for loss.

BURKS LEADING THE WAY

Sophomore receiver Treyton Burks leads the team with 26 receptions for 366 yards (14.1 ypc) and four touchdowns despite missing the game at Auburn. His 6.5 receptions per game ranks fourth in the SEC and 20th nationally. He is also fifth in the SEC averaging 91.5 receiving yards per game, seventh in receiving touchdowns (4) and 10th in total receiving yards (366). Burks produced his second straight 100+ yard game at Texas A&M, catching seven passes for 117 yards. He also recorded his first career two touchdown game with scoring snags in the first quarter to cap off the Hogs' scoring drive on a six-yard catch and a 16-yard grab in the fourth quarter. Against Ole Miss, Burks had 137 receiving yards and 46 rushing yards, becoming the third FBS player this season to eclipse 100 receiving yards and 40 rushing yards in the same game. Last year he hauled in 29 passes for 475 yards, leading the team in receiving yards. He averaged 16.4 yards per catch and 43.2 yards per game, both ranking second among conference freshmen.

DON'T FORGET ABOUT HIS HANDS

Burks has been blessed with size 10.25 inch hands, measured from thumb to pinky finger - which would produce a giant hand-drawn Turkey to hang on your refrigerator for Thanksgiving season.

Here is how his size 5XL hands compare:

- Average male size - 7.6"
- Arizona Cardinals Receiver DeAndre Hopkins - 10.1"
- Cleveland Browns Receiver Odell Beckham Jr. - 10"
- Atlanta Falcons Receiver Julio Jones - 9.75"
- NBA Hall of Famer Shaquille O'Neal - 11.75"



Bumper Pool leads the SEC and ranks third in the country averaging 12.5 tackles per game. Despite missing one game this year, Pool already has 50 tackles after making 94 in 12 games last year.



Treyton Burks has back-to-back 100-yard games and produced his first career two TD game at Texas A&M.

RAZORBACK NOTEBOOK

UP AND RUNNING

The Razorbacks found their running game on Saturday at Texas A&M, running for a season-best 222 yards. RB Rakeem Boyd led the way with his first 100-yard game of the season toting the rock 18 times for an average of 5.6 yards. QB Feleipe Franks contributed to the running game with a career-high 91 yards. Franks was a weapon running the ball 16 times, including a 28-yard run - the longest by any Razorback this season. The 222 yards are the most on the ground for the Hogs against an SEC opponent since 2018 against Vanderbilt (207) and the most since Arkansas ran for 300 against Ole Miss that same season.

FAST START

Head Coach Sam Pittman preached starting fast at Texas A&M and the Razorbacks did just that, taking the opening drive to pay dirt for the first time this season. Arkansas had not scored on any of the team's first possessions in the first four games of the season, gaining just 28 yards and no first downs. On Saturday against the Aggies, the Hogs drove 87 yards on 12 plays, picking up five first downs along the way before Feleipe Franks hit Treyton Burks for six yards for the score. It was the first time Arkansas took the opening drive to the end zone since Rakeem Boyd's 74-yard run at Kentucky last season. That Boyd TD marked the third time Arkansas took the opening drive for points in 2019 (Portland State, Colorado State).

FIRST TIMERS

Redshirt senior DL Xavier Kelly joined the list of first time starters for the Razorbacks this year against Texas A&M. Kelly became the 12th first-time starter on the defense this season to push the Hogs' number of first-timers to 18 in just the first five games of 2020, the fifth-most in college football. Arkansas has sent out nine freshmen, including two true freshmen, with the first team. The list of first-timers does not include QB Feleipe Franks and DB Jerry Jacobs, who started games at their previous schools.

FELEIPE ON THE MOVE

For the second-straight year, a transfer QB is guiding the Arkansas offense. Feleipe Franks, who joined the Hogs after three years at Florida (2017-19), is leading the Arkansas offense. He's made an immediate impact for the Razorbacks, throwing for 1213 yards and 11 touchdowns, while completing 105-of-159 attempts through the team's first five games. His next TD pass will give him the most by an Arkansas QB since 2016 when Austin Allen threw 25 touchdown passes. Franks is fifth in the SEC in passing TDs (11) and sixth in passing yards per game (242.6) and points responsible for (13.2). He threw for over 300 yards for the first time in his career, passing for 318 at Auburn in Week 3 and his four touchdown passes were the most by an Arkansas QB since Brandon Allen's school record seven TDs at Mississippi State in 2015. Against Texas A&M, Franks rushed for a career-high 91 yards, the most by a Razorback QB since Matt Jones in 2004 against Texas. At Florida, Franks played in 28 games and made 24 starts for the Gators, registering 4,593 passing yards with 37 touchdowns to 17 interceptions and a 59.1% completion percentage (354-for-599). Last season, Franks started the first three games of the season but missed the remainder of the campaign due to an injury. In his last healthy season as a redshirt sophomore in 2018, he started all 13 games guiding the Gators to a 10-3 record and a No. 6 final ranking in the USA Today Coaches' Poll throwing for 2,457 yards and 24 touchdowns. Leading the Gators to a 41-15 thrashing of No. 7 Michigan in the Chick-Fil-A Peach Bowl, he earned Offensive MVP honors racking up 173 passing yards (13-for-23) and one touchdown, while rushing for 74 yards and a score.



Feleipe Franks ran for a career-high 91 yards at Texas A&M - the most by an Arkansas QB since Matt Jones in 2004.

IMPRESSIVE FRESHMAN

Redshirt freshman DB Jalen Catalon is third on the team with 46 total tackles and leads the team with 30 solo tackles. Since 2000, his 46 tackles in the season's first five games is the most by an SEC Freshman. Catalon was limited to one tackle against Texas A&M due to a targeting penalty in the first

half. He contributed to the Razorbacks nation leading 10 interceptions with a 35-yard pick six against Ole Miss and has also forced and recovered a fumble.

CAPTAIN MORGAN

Senior captain Grant Morgan ranks second in the SEC and is seventh nationally averaging 11.6 tackles per game and leads the team with 58 tackles. The former walk-on made a career-high 19 tackles with 3.0 tackles for loss, 1.0 sack, two passes broken up and an interception return for a touchdown in the Week 4 win over Ole Miss. The Greenwood, Ark. native set a career-high with 3.0 tackles for loss, which included two solo stops for loss. Morgan became the second FBS player since 2000 to record at least 15 tackles with 3.0 tackles for loss and an interception return for a touchdown. His 19 tackles are the second-most in a single-game by an FBS player this season, trailing teammate Bumper Pool's 20 stops at Mississippi State. He has not missed a game in his three years playing for the Hogs, and made his first career start this year in Week 1 vs. Georgia. Grant is the younger brother of former Arkansas receiver Drew Morgan.

PICK SIX CITY

Greg Brooks Jr., Jalen Catalon and Grant Morgan have all returned interceptions for touchdowns this season. Brooks Jr. recorded the first Hog pick-six since Santos Ramirez in 2016, intercepting Mississippi State QB K.J. Costello on the opening drive for a 69-yard score to set the Hogs on their way to an upset on the road. Catalon (35 yards) and Morgan (23 yards) both made house calls against Ole Miss, with Morgan's late in the fourth quarter sealing the win. The Razorbacks recorded two interceptions returned for touchdowns in the same game for the first time in recent records (since 1997).

2020 HONORS

WEEKLY AWARDS

Hudson Clark • R-Fr. • DB

SEC Freshman of the Week - Ole Miss
Jim Thorpe Award Player of the Week - Ole Miss
PFF MVP of the Week - Ole Miss

Joe Foucha • Jr. • DB

SEC co-Defensive Player of the Week - Mississippi State

Grant Morgan • R-Sr. • LB

SEC co-Defensive Player of the week - Ole Miss
Chuck Bednarik National Player of the Week - Ole Miss
Nagurski National Defensive Player of the Week - Ole Miss
Athlon Sports Defensive Player of the Week - Ole Miss

Bumper Pool • Jr. • LB

SEC co-Defensive Player of the week - Mississippi State
Nagurski National Defensive Player of the Week - MSST

PRESEASON ALL-SEC

Rakeem Boyd • Sr. • RB

Phil Steele - Second Team Offense
Athlon Sports - Second Team Offense
SEC Coaches - Second Team Offense

Treyton Burks • So. • WR

Phil Steele - Third Team Punt Return

Ty Clary • Sr. • OL

Phil Steele - Fourth Team Offense

Bumper Pool • Jr. • LB

Phil Steele - Fourth Team Defense

Jordan Silver • Sr. • LS

Phil Steele - Fourth Team Special Teams

Ricky Stromberg • So. • OL

Athlon Sports - Fourth Team Offense

De'Vion Warren • Sr. • WR

Phil Steele - Fourth Team Kick Return
Athlon Sports - Fourth Team Kick Return

WATCH LISTS

Rakeem Boyd • Sr. • RB

Doak Walker Award
Maxwell Award
Reese's Senior Bowl Top 250
Earl Campbell Tyler Rose Award

Treyton Burks • So. • WR

Paul Hornung Award

Jalen Catalon • R-Fr. • DB

FWAA Freshman All-American Watch List

Hudson Clark • R-Fr. • DB

FWAA Freshman All-American Watch List

Myron Cunningham • Sr. • OL

Reese's Senior Bowl Top 250

Feleipe Franks • Sr. • QB

Johnny Unitas Golden Arm Award
Reese's Senior Bowl Top 250

Brady Latham • R-Fr. • OL

FWAA Freshman All-American Watch List

A.J. Reed • Sr. • K

Lou Groza Award

RAZORBACKS IN THE NFL

#PRHOGS

As of Oct. 30, 2020

Name	Pos.	NFL Team
McTelvin Agim	DL	Denver Broncos
^Brandon Allen	QB	Cincinnati Bengals
^Alex Collins	RB	Seattle Seahawks
Kamren Curl	S	Washington Football Team
Trey Flowers	DE	Detroit Lions
Hjalte Froholdt	OL	New England Patriots
Dre Greenlaw	LB	San Francisco 49ers
^Chase Harrell	TE	San Francisco 49ers
De'Jon Harris	LB	Green Bay Packers
Hunter Henry	TE	Los Angeles Chargers
^Cody Hollister	WR	Tennessee Titans
^Jeremiah Ledbetter	DT	Tampa Bay Buccaneers
Jason Peters	OL	Philadelphia Eagles
Frank Ragnow	OL	Detroit Lions
Randy Ramsey	LB	Green Bay Packers
^Dan Skipper	OL	Detroit Lions
^Chris Smith	DE	Las Vegas Raiders
^T.J. Smith	DL	Los Angeles Chargers
Jeremy Sprinkle	TE	Washington Football Team
Armon Watts	DL	Minnesota Vikings
Deatrich Wise Jr.	DE	New England Patriots

* Reserve/Injured // ^ Practice Squad

ACTIVE CAREER LEADERS

TACKLES

Rank	Player, Class	Tackles
1.	Bumper Pool, Jr.	173
2.	Grant Morgan, R-Sr.	159
3.	Joe Foucha, Jr.	122
4.	Hayden Henry, Jr.	75
5.	Jonathan Marshall, Sr.	56

TACKLES FOR LOSS

Rank	Player, Class	TFL
1.	Grant Morgan, R-Sr.	14.0
2.	Bumper Pool, Jr.	13.0
3.	Jonathan Marshall, Sr.	8.0
4.	Hayden Henry, Sr.	5.5
5.	Dorian Gerald, R-Sr.	4.0

SACKS

Rank	Player, Class	Sacks
1.	Grant Morgan, R-Sr.	3.0
	Hayden Henry, Sr.	2.5
3.	Eric Gregory, R-Fr.	1.5
	Dorian Gerald, R-Sr.	1.5
5.	Bumper Pool, Jr.	1.0
	Zach Williams, So.	1.0
	Julius Coates, Jr.	1.0

INTERCEPTIONS

Rank	Player, Class	INTs
1.	Hudson Clark, R-Jr.	3
	Greg Brooks, So.	3
	Montaric Brown, Jr.	3
4.	Grant Morgan, R-Sr.	1
	Jalen Catalon, R-Fr.	1

RUSHING

Rank	Player, Class	Yards
1.	Rakeem Boyd, Sr.	2,055
2.	Feleipe Franks, R-Sr.	594
3.	T.J. Hammonds, R-Sr.	341
4.	Trelon Smith, R-Jr.	311
5.	Treyon Burks, So.	85

RECEPTIONS

Rank	Player, Class	Receptions/Yards
1.	Mike Woods, Jr.	69/849
2.	Treyon Burks, So.	55/841
3.	Rakeem Boyd, Sr.	70/858
4.	Trey Knox, So.	33/418
5.	Trelon Smith, R-Jr.	19/114

RAZORBACK NOTEBOOK

YES, HE HAS A BIO

Walk-on redshirt freshman CB Hudson Clark took the nation by storm against Ole Miss, intercepting three passes in his second career start. He became the first freshman in school history to intercept three passes in the same game, tied for the second-highest total in program history, third-most single-game total in SEC history and became the first SEC freshman since Mississippi State's Darren Williams in 2003 against Troy to have three picks in the same game. The Dallas native is tied for the nation's lead in interceptions (3). For his performance Clark was named SEC co-Freshman of the Week, Jim Thorpe Award Player of the Week and PFF College MVP. Head coach Sam Pittman announced on SEC Network that Clark will receive a scholarship in January. He followed up his career-game against Ole Miss by making a career-high eight tackles at Texas A&M.

BUMPIN'

Junior linebacker Bumper Pool is second on the team in total tackles (58) and his average of 12.5 tackles per game paces the SEC and ranks third nationally. Pool's 20 tackles in Arkansas' 21-14 Week 2 win at No. 16 Mississippi State is this season's FBS single-game high. The mark ranks 10th in school history for most tackles in a game, and he is just one of nine SEC players to reach 20 stops in a game over the last ten years. Jerry Franklin (2010 vs. Ole Miss) was the last Razorback to have 20 tackles in a game, while Pool is the first Hog to have 20 tackles with two passes broken up. Pool captured SEC Co-Defensive Player of the Week and Bronko Nagurski National Defensive Player of the Week honors for the effort. In Week 5 at Texas A&M, Pool had a game-high 14 tackles with a career-high 3.0 tackles for loss. Last year, Pool was second of the team with 94 tackles.

HOG ISLAND

Arkansas' 10 interceptions rank second in the nation, after totaling six picks all of last year. The Hogs intercepted three passes in their Week 2 win at No. 16 Mississippi State and tied the third-highest program mark with six in Week 4 against Ole Miss. Sophomore DB Greg Brooks Jr. (69 yards), redshirt freshman Jalen Catalon (35 yards) and redshirt senior LB Grant Morgan (23 yards) have registered pick sixes. Junior DB Joe Foucha (2) and redshirt freshman Hudson Clark (3) have recorded multi-interception games.

- Hudson Clark - 3 INT - 18 return yards
- Joe Foucha - 2 INT - 26 return yards
- Greg Brooks Jr. - 2 INT - 79 return yards with a TD
- Jalen Catalon - 1 INT - 35 yards with a TD
- Grant Morgan - 1 INT - 23 yards
- Montaric Brown - 1 INT - 0 return yards

LAST RIDE FOR THE DREAM

Senior running back Rakeem Boyd returns for his third year leading the Razorback backfield. Boyd reached 2,000 career rushing yards in Week 5 at Texas A&M and became the first Hog rusher to accumulate over 2,000 career yards since Alex Collins (2013-15). The Houston, Texas, native has been the team's top rushing attack in each of the last two seasons, posting 734 yards on 123 carries in 2018 and 1,133 yards last season behind 184 touches, finding the endzone 10 times over the two years, including eight touchdowns in 2019. Boyd finished the season ranked fourth in the SEC and 27th nationally after averaging 94.4 rushing yards per game and sixth in the conference in yards per carry at 6.2. He was also a threat catching the ball, hauling in 19 passes through the air for 160 yards. Boyd will start the year on four watch lists: Doak Walker, Earl Campbell Tyler Rose, Maxwell and Reese's Senior Bowl Top 250.

BOYD BULLETS

- Boyd was the first Razorback to rush for 1,000 yards in a season since Rawleigh Williams III (1,360) in 2016.
- Boyd rushed for 100+ yards in five games in 2019, posting a season-high 185 yards against Western Kentucky on Nov. 9, his most rushing yards as a Razorback.
- He has eclipsed the 100-yard mark in eight games over three years, making him one of 11 Razorback running backs in school history to do so.
- Boyd's eight 100-yard games are: **2018** - Alabama (102), Ole Miss (109), Vanderbilt (113) // **2019** - Portland State (114), Colorado State (122), Kentucky (134), Mississippi State (114), Western Kentucky (185) // **2020** - Texas A&M (100)
- Last year, his Western Kentucky showing was one for the record books. He carried the ball eight times, scoring twice on 76- and 86-yard plays. It marked five rushing touchdowns in 2019 from 50+ yards.
- Boyd's pair of 76+ yard scores in the same game made him the first Hog since at least 1997 to do so and the first Arkansas RB since Felix Jones (2006) to have two in the same season.



On the **road** this year, the Hogs will throw it back to the classic white uniforms from the 2006-07 seasons.

RAZORBACK NOTEBOOK

BIG START FOR DE'VION

Senior WR De'Vion Warren is well on his way to posted the best year of his career and has made 12 catches for 253 yards. Prior to this season, Warren was mainly used in the return game and had 38 receiving yards from 2017-19. Warren posted his first 100-yard receiving game in the upset win of No. 16 Mississippi State, hauling in four passes from Feleipe Franks for 100 yards. The next week at No. 13 Auburn, he made two TD grabs in a game for the first time in his career and made a career-high five receptions for 95 yards. The veteran ranks fourth in the SEC and 14th nationally averaging 21.1 yards per catch.

HOGS UNITED

In an effort to fight social injustices and engage in the community, the Arkansas football team has committed to devoting time regularly throughout the season to community service. During camp, the team videochatted with members of the Fayetteville Boys & Girls Club and Yvonne Richardson Center, continuing to encourage them as society handles this unique time period. The Hogs also engaged in a discussion with members of the Fayetteville Police Department as a team. This season, the Razorbacks will wear a patch on their jerseys with the word "Equality" as the team strives to make an impact to better our community, state and nation.



THE NEXT BIG THING FROM WARREN, ARKANSAS

Warren, Ark. is a small town (population 5,587) in southern Arkansas that is famous for two things: tomatoes and producing NFL players. The town has annually hosted the Pink Tomato Festival in June since 1956, celebrating the South Arkansas Vine Ripe Pink Tomato. The Warren HS Lumberjacks are one of the elite programs in the state having won four state titles and produced NFL players and former Razorbacks Greg Childs, Chris Gragg and Jarius Wright.

RECOGNIZE THE PATCH

Thirteen Razorbacks will replace their normal SEC patch with the SEC Graduate patch, indicating they've already earned their degree. The honor will be worn by Shane Clinin, Elias Hale, Hayden Henry, Blake Kern, Jack Lindsey, Jonathan Marshall, Grant Morgan, Tyson Morris and Dalton Wagner, as well as grad transfers Feleipe Franks, Jerry Jacobs, Xavier Kelly and A.J. Reed.

C ON THEIR CHEST

On Sept. 16, head coach Sam Pittman announced the team's four captains for the 2020 season. All seniors, the captain's list includes: Rakeem Boyd, Feleipe Franks, Jonathan Marshall and Grant Morgan. Boyd served as one of the team's rotating captain for last year's game against Colorado State. For the 2020 campaign, only one player will be allowed to participate in the pregame coin toss due to player safety precautions.

TAKING NOTICE

The Razorbacks were all over social media after the win over Ole Miss, posting record numbers. Following the weekend, SEC This Morning gave Arkansas' social media squad the No. 5 ranking in its power rankings. For the month of October the Razorbacks recorded the seventh most interactions in all of college football on Twitter, Instagram and Facebook (1.53 million).

- Led college football in Twitter engagements - 116,072
- Led college football in Facebook views - 590,000
- Finished second in college football Instagram interactions - 306,000
- Top engaged tweet in college football - 1.23 million impressions, 849,000 views
- Recorded four of the five most engaged tweets in college football

JUMBO JOE

Junior safety Joe Foucha made two of Arkansas' three interceptions to go along with 0.5 TFLs in the Razorbacks' upset victory at No. 16 Mississippi State and earned SEC co-Defensive Player of the Week recognition.

- First Hog to have two interceptions in a game since Dre Greenlaw in 2018 vs. Texas A&M.
- First Razorback to pick off two passes in a road win for the first time since Matterral Richardson vs. Ole Miss in 2007.
- Became the first Razorback to have two interceptions and at least 0.5 TFLs since Michael Grant in 2006 vs. Louisiana-Monroe.

The 83rd football season at **Donald W. Reynolds Razorback Stadium** is officially underway. Arkansas has played 299 games at the current site, winning more than 64 percent of its contests.



SEC STANDINGS

EASTERN DIVISION

Team	OVR	SEC	Home	Road	Strk
Georgia	4-1	4-1	2-0	2-1	W1
Florida	3-1	3-1	2-0	1-1	W1
Missouri	2-3	2-3	2-1	0-2	L1
S. Carolina	2-3	2-3	1-1	1-2	L1
Tennessee	2-3	2-3	1-2	1-1	L3
Kentucky	2-4	2-4	1-2	1-2	L2
Vanderbilt	0-4	0-4	0-3	0-1	L4

WESTERN DIVISION

Team	OVR	SEC	Home	Road	Strk
Alabama	6-0	6-0	3-0	3-0	W6
Texas A&M	4-1	4-1	3-0	1-1	W3
Auburn	4-2	4-2	3-0	1-2	W2
Arkansas	2-3	2-3	1-1	1-2	L1
LSU	2-3	2-3	1-1	1-2	L1
Ole Miss	2-4	2-4	0-3	2-1	W1
Miss. State	1-4	1-4	0-2	1-2	L4

THIS WEEK IN THE SEC

Saturday, November 7

Florida vs. Georgia | 2:30 p.m. | CBS
 Vanderbilt at Mississippi State | 3 p.m. | SECN
 Texas A&M at South Carolina | 6 p.m. | ESPN
 Tennessee at Arkansas | 6:30 p.m. | SECN

NEXT WEEK IN THE SEC

Saturday, November 14

Alabama at LSU | 5 p.m. | CBS
 Arkansas at Florida | TBD | TBD
 Auburn at Mississippi State | TBD | TBD
 Georgia at Missouri | TBD | TBD
 Vanderbilt at Kentucky | TBD | TBD
 South Carolina at Ole Miss | TBD | TBD
 Texas A&M at Tennessee | TBD | TBD

All times Central



THE HOG POD WITH BO MATTINGLY

Check out the Hog Pod with Bo Mattingly for great stories and insight about Razorbacks football - including episodes with Head Coach Sam Pittman, defensive coordinator Barry Odom, offensive coordinator Kendal Briles, special teams coordinator Scott Fountain, LB coach Rion Rhoades, RB Rakeem Boyd, QB Feleipe Franks and AD Hunter Yurachek. Find the podcast on apple podcasts, Spotify or visit arkansasrazorbacks.com/thehogpod.

MISCELLANEOUS OFFENSE STATS

GAMES WITH A RECEPTION

Player	2017	2018	2019	2020	Career
Rakeem Boyd	--	9	7	3	19
Treyton Burks	--	--	10	4	14
T.J. Hammonds	1	3	3	0	7
Hudson Henry	--	--	2	3	5
Koilan Jackson	--	1	2	--	3
KJ Jefferson	--	--	1	0	1
Blake Kern	0	0	0	4	4
Trey Knox	--	--	7	2	9
Tyson Morris	--	2	8	3	13
Trelon Smith	--	--	--	4	4
De'Vion Warren	1	2	3	5	11
John David White	--	--	1	--	1
Mike Woods	--	8	9	5	22

5+ RECEPTIONS

Player	2017	2018	2019	2020	Career
Rakeem Boyd	--	1	0	0	1
Treyton Burks	--	--	1	3	4
Hudson Henry	--	--	0	1	1
Trey Knox	--	--	3	0	3
Trelon Smith	--	--	--	2	2
De'Vion Warren	--	--	--	1	1
Mike Woods	--	0	2	1	3

20+ YARD RECEPTION

Player	2017	2018	2019	2020	Career
Rakeem Boyd	--	3	2	0	5
Treyton Burks	--	--	10	6	16
T.J. Hammonds	1	1	--	0	2
Blake Kern	0	0	0	1	1
Trey Knox	--	--	5	0	5
Tyson Morris	--	0	1	0	1
Trelon Smith	--	--	--	1	1
De'Vion Warren	0	0	0	5	5
Mike Woods	--	4	6	1	11

40+ YARD RECEPTION

Player	2017	2018	2019	2020	Career
Treyton Burks	--	--	0	2	2
T.J. Hammonds	1	1	0	0	2
Trey Knox	--	--	1	0	1
De'Vion Warren	--	--	--	2	2
Mike Woods	--	0	3	0	3

FIRST DOWN RECEPTIONS

Player	2017	2018	2019	2020	Career
Rakeem Boyd	--	5	7	0	12
Treyton Burks	--	--	22	16	38
T.J. Hammonds	1	2	1	0	4
Hudson Henry	--	--	1	6	7
Koilan Jackson	--	1	2	0	3
Blake Kern	0	0	0	5	5
Trey Knox	--	--	15	2	17
Tyson Morris	--	2	9	2	13
Trelon Smith	--	--	--	5	5
De'Vion Warren	0	1	1	11	13
John David White	--	--	1	0	1
Mike Woods	--	9	22	11	42

100 YARDS RECEIVING

Player	2017	2018	2019	2020	Career
Treyton Burks	--	--	0	3	3
De'Vion Warren	0	0	0	1	1
Mike Woods	--	0	1	0	1

GAMES WITH A RECEIVING TD

Player	2017	2018	2019	2020	Career
Treyton Burks	--	--	0	3	3
T.J. Hammonds	1	1	0	0	2
Hudson Henry	--	--	--	1	1
Koilan Jackson	--	0	1	0	1
Trey Knox	--	--	2	0	2
Tyson Morris	--	1	1	1	3
Trelon Smith	--	--	--	1	1
De'Vion Warren	0	1	0	2	3
Mike Woods	--	1	4	1	6

GAMES WITH MULTIPLE RECEIVING TDS

Player	2017	2018	2019	2020	Career
Treyton Burks	--	--	0	1	1
De'Vion Warren	0	0	0	1	1

10+ YARD RUNS

Player	2017	2018	2019	2020	Career
Rakeem Boyd	--	22	26	3	51
Treyton Burks	--	--	1	3	4
Feleipe Franks	--	--	--	4	4
T.J. Hammonds	9 (3)	1	2	0	15
KJ Jefferson	--	--	3	1	4
John Stephen Jones	--	1	1	0	2
Jack Lindsey	--	--	1	0	1
A'Montae Spivey	--	--	1	0	1
Trelon Smith	--	--	--	2	8
De'Vion Warren	0	1	3	0	4

20+ YARD RUNS

Player	2017	2018	2019	2020	Career
Rakeem Boyd	--	9	8	0	17
Feleipe Franks	--	--	--	2	2
T.J. Hammonds	4 (1)	0	1	0	6
KJ Jefferson	--	--	1	0	1
Jack Lindsey	--	--	1	0	1

RUSHING FIRST DOWNS

Player	2017	2018	2019	2020	Career
Rakeem Boyd	--	32	34	10	75
Treyton Burks	--	--	1	4	5
Feleipe Franks	--	--	--	9	9
T.J. Hammonds	9 (4)	1	2	0	16
KJ Jefferson	--	--	7	2	9
John Stephen Jones	--	0	2	--	2
Jack Lindsey	--	--	1	--	1
Trelon Smith	--	--	--	12	12
De'Vion Warren	0	1	3	0	4

100 YARDS RUSHING

Player	2017	2018	2019	2020	Career
Rakeem Boyd	--	3	5	1	9
T.J. Hammonds	1	0	0	0	1

GAMES WITH A RUSHING TD

Player	2017	2018	2019	2020	Career
Rakeem Boyd	--	2	5	2	9
TJ Hammonds	1 (1)	0	0	0	2
KJ Jefferson	--	--	1	0	1

GAMES WITH MULTIPLE RUSHING TDS

Player	2017	2018	2019	2020	Career
Rakeem Boyd	--	0	3	0	3

MISC. DEFENSE STATS

DOUBLE-DIGIT TACKLES

Player	2017	2018	2019	2020	Career
Jalen Catalon	--	--	--	2	2
Joe Foucha	--	0	2	1	3
Grant Morgan	0	0	0	3	3
Bumper Pool	--	0	2	3	5

TEAM LEADER IN TACKLES (Ties included)

Player	2017	2018	2019	2020	Career
Jalen Catalon	--	--	--	1	1
Joe Foucha	--	0	2	0	2
Grant Morgan	1	0	0	2	3
Bumper Pool	--	0	3	2	5

GAMES WITH A SACK (Half sacks included)

Player	2017	2018	2019	2020	Career
Julius Coates	--	--	--	1	1
Dorian Gerald	--	--	0	1	1
Eric Gregory	--	--	--	2	2
Hayden Henry	0	1	1	1	3
Jonathan Marshall	0	0	0	1	1
Grant Morgan	0	0	1	2	3
Isaiah Nichols	--	--	--	1	1
Bumper Pool	0	0	1	1	2
Zach Williams	--	--	0	1	1

MULTIPLE SACKS (1.5 sacks or more)

Player	2017	2018	2019	2020	Career
Dorian Gerald	--	--	0	1	1

CAREER 100-YARD RUSHING GAMES

Rakeem Boyd • Sr. • RB (9)

185 - Western Kentucky, 2019
 134 - Kentucky, 2019
 122 - Colorado State, 2019
 114 - Mississippi State, 2019
 114 - Portland State, 2019
 113 - Vanderbilt, 2018
 109 - Ole Miss, 2018
 102 - Alabama, 2018
 100 - Texas A&M, 2020

T.J. Hammonds • R-Sr. • RB (1)

119 - Coastal Carolina, 2017

CAREER 100-YARD RECEIVING GAMES

Mike Woods • Jr. • WR (1)

115 - San Jose State, 2019

Treyton Burks • So. • WR (3)

137 - Ole Miss, 2020
 117 - Texas A&M, 2020
 102 - Georgia, 2020

De'Vion Warren • Sr. • WR (1)

100 - Mississippi State, 2020

MONEY PLAYS

NOTE: Money plays are defined as plays resulting in a first down or a touchdown.

Money Rushers

	1st	TD	No	Att
Trelon Smith	12	0	12	61
Rakeem Boyd	10	2	11	51
Feleipe Franks	9	0	9	44
Treyton Burks	4	0	4	8
KJ Jefferson	2	0	2	5
TOTALS	37	2	38	182

1st Down

	1st	TD	No	Att
Trelon Smith	4	0	4	32
Rakeem Boyd	2	1	3	28
Treyton Burks	1	0	1	4
KJ Jefferson	1	0	1	1
Feleipe Franks	1	0	1	17
TOTALS	9	1	10	89

2nd Down

	1st	TD	No	Att
Trelon Smith	7	0	7	21
Feleipe Franks	6	0	6	17
Rakeem Boyd	5	1	5	19
KJ Jefferson	1	0	1	2
Treyton Burks	1	0	1	2
TOTALS	20	1	20	66

3rd Down

	1st	TD	No	Att
Rakeem Boyd	2	0	2	3
Feleipe Franks	2	0	2	10
Treyton Burks	2	0	2	2
Trelon Smith	1	0	1	8
TOTALS	7	0	7	25

4th Down

	1st	TD	No	Att
Rakeem Boyd	1	0	1	1
TOTALS	1	0	1	2

Money Receptions

	1st	TD	No	Rec
Treyton Burks	16	4	17	26
Mike Woods	11	1	12	17
De'Vion Warren	11	3	11	12
Hudson Henry	6	1	6	12
Trelon Smith	5	1	6	15
Blake Kern	5	0	5	8
Tyson Morris	2	1	3	4
Trey Knox	2	0	2	4
Woods+Spivey	1	0	1	1
TOTALS	59	11	63	106

1st Down

	1st	TD	No	Rec
Treyton Burks	6	1	7	11
Mike Woods	6	0	6	7
De'Vion Warren	6	2	6	7
Trey Knox	1	0	1	2
Blake Kern	1	0	1	4
Woods+Spivey	1	0	1	1
Tyson Morris	0	1	1	2
TOTALS	21	4	23	47

2nd Down

	1st	TD	No	Rec
Treyton Burks	5	1	5	9
Hudson Henry	5	1	5	5
De'Vion Warren	3	1	3	3
Blake Kern	3	0	3	3
Mike Woods	2	0	2	3
Trelon Smith	2	0	2	5
Trey Knox	1	0	1	2
Tyson Morris	1	0	1	1
TOTALS	22	3	22	31

3rd Down

	1st	TD	No	Rec
Treyton Burks	4	2	4	5
Trelon Smith	3	1	4	6
Mike Woods	2	1	3	6
De'Vion Warren	2	0	2	2
Tyson Morris	1	0	1	1
Hudson Henry	1	0	1	2
Blake Kern	1	0	1	1
TOTALS	14	4	16	26

4th Down

	1st	TD	No	Att
Treyton Burks	1	0	1	1
Mike Woods	1	0	1	1
TOTALS	2	0	2	2

GAME 6: TENNESSEE

20+ YARD BREAKDOWN

BY YARDS

Yards	No.	TD
100+	0	0
90-99	0	0
80-89	0	0
70-79	0	0
60-69	1	1
50-59	2	0
40-49	2	1
30-39	4	2
20-29	11	1
TOTAL	20	5

BY TYPE

Type	No.	TD
Rushing	2	0
Passing	14	2
Punt returns	0	0
Kick returns	0	0
Interceptions	4	3
Fumble returns	0	0
Other	0	0
TOTAL	20	5

BY PLAYER

Player	No.	TD	R	P	KR	PR	IR	FR
Treylon Burks	6	1	0	6	0	0	0	0
DeVion Warren	5	1	0	5	0	0	0	0
Feleipe Franks	2	0	2	0	0	0	0	0
Jalen Catalon	1	1	0	0	0	0	1	0
Grant Morgan	1	1	0	0	0	0	1	0
Greg Brooks Jr	1	1	0	0	0	0	1	0
Joe Foucha	1	0	0	0	0	0	1	0
Trelon Smith	1	0	0	1	0	0	0	0
Blake Kern	1	0	0	1	0	0	0	0
Mike Woods	1	0	0	1	0	0	0	0
TOTAL	20	5	2	14	0	0	4	0

ARKANSAS 20+ YARD PLAYS

Yards	Type	Player(s)	Opponent
*69	INT	Greg Brooks Jr	Mississippi State
55	Pass	Treylon Burks from Feleipe Franks	Ole Miss
52	Pass	DeVion Warren from Feleipe Franks	Mississippi State
*49	Pass	Treylon Burks from Feleipe Franks	UGA
44	Pass	DeVion Warren from Feleipe Franks	Auburn
36	Pass	Treylon Burks from Feleipe Franks	Texas A&M
35	Pass	Blake Kern from Feleipe Franks	Auburn
*35	INT	Jalen Catalon	Ole Miss
*30	Pass	DeVion Warren from Feleipe Franks	Auburn
28	Rush	Feleipe Franks	Texas A&M
28	Pass	DeVion Warren from Feleipe Franks	UGA
28	Rush	Feleipe Franks	Texas A&M
27	Pass	Treylon Burks from Feleipe Franks	UGA
26	INT	Joe Foucha	Mississippi State
25	Pass	Trelon Smith from Feleipe Franks	Auburn
*23	INT	Grant Morgan	Ole Miss
22	Pass	DeVion Warren from Feleipe Franks	Texas A&M
21	Pass	Treylon Burks from Feleipe Franks	Texas A&M
20	Pass	Treylon Burks from Feleipe Franks	UGA
20	Pass	Mike Woods from Feleipe Franks	Mississippi State

* touchdown scored on play

NEED TO KNOW INFO

Opponent	Captains	Length	Coin Toss	Kick/Receive	Helmet/Jersey/Pants	Attendance	1st Poss.	Opp. 1st Poss.	Result
Georgia	Morgan, Boyd, Franks, Marshall	3:44	UGA	REC	Cardinal/Cardinal/White	16,500	PUNT	PUNT	L 37-10
at Miss. State	Boyd, Franks, Marshall, Morgan	3:19	ARK	KICK	Cardinal/White/White	13,564	PUNT	INT	W 21-14
at Auburn	Franks, Marshall, Morgan	3:37	AUB	REC	Cardinal/White/White	17,490	PUNT	PUNT	L 30-28
Ole Miss	Franks, Boyd, Marshall, Morgan	3:20	MISS	REC	Cardinal/Cardinal/White	16,500	PUNT	FUM	W 33-21
at Texas A&M	Morgan, Boyd, Franks, Marshall	3:22	ARK	KICK	Cardinal/White/White	27,114	TD	PUNT	L 42-31
Tennessee									
at Florida									
LSU									
at Missouri									
Alabama									

HEAD COACH SAM PITTMAN



Sam Pittman returns to The Hill as the 34th head coach in Razorback history after four seasons on staff at Georgia, including this last season when he served as the Associate Head Coach and offensive line coach for the Bulldogs. Georgia was just the most recent stop of Pittman's career that has spanned the high school, junior college and collegiate levels.

The Oklahoma native has coached at seven different Power 5 schools during his 32 years of coaching, including Oklahoma, Missouri, Kansas, North Carolina and Tennessee. With a wealth of experience, Pittman is widely regarded as one of the nation's best offensive line coaches and recruiters. He has coached 15 players that have been selected in the NFL Draft since 2013, including first round picks Andrew Thomas (4th in 2020), Isaiah Wilson (29th in 2020), Frank Ragnow (20th in 2018), Isaiah Wynn (23rd overall in 2018), Ja'Wuan James (19th overall in 2014) and Jonathan Cooper (7th overall in 2013). Overall, Pittman has coached seven offensive linemen that were selected in the first round of the NFL Draft, including Stockar McDougle (20th overall in 2000). Travis Swanson also became the highest drafted Razorback center in school history when he was picked 76th overall in 2014.

"Sam Pittman has been an integral part of successful teams that have competed at the highest levels, including for SEC and NCAA Championships," Vice Chancellor and Director of Athletics Hunter Yurachek said. "As one of the nation's premier offensive line coaches, he has built a remarkable body of work thanks to his tremendous passion for his student-athletes, including teaching the fundamentals and developing his players on and off the field. Sam instills in his players the motivation, grit and determination required to compete and win. Throughout this process, I heard from many of his former players about the tremendous influence he had on them as a player and as a man."

"Sam knows the Southeastern Conference inside and out and is one of the nation's best recruiters. His connections throughout football will enable him to build a quality coaching staff. In his previous tenure, Sam and his wife Jamie fell in love with the state of Arkansas and with Razorback fans. They know what a special place this is and are excited for the opportunity to come back to the Home of the Razorbacks."

Pittman arrived in Athens in 2016 as the offensive line coach as part of Kirby Smart's first staff. In his four seasons with the Bulldogs, Pittman helped Georgia to unprecedented success including three-straight Southeastern Conference Eastern Division titles. In 2019, the Bulldogs' rushing attack has been led by D'Andre Swift, who finished fourth in the league with 1,216 yards just ahead of Arkansas' Rakeem Boyd (1,133).

The 2017 Bulldogs were a special team, winning 13 games, the SEC championship and making the school's first-ever College Football Playoff appearance - a win over Oklahoma in the Rose Bowl. Georgia's offense that year was the best in the SEC and ninth nationally in rushing, led by Nick Chubb and Sony Michel. During his four seasons in Athens, he was part of a staff that produced four Top 10 recruiting classes, including the nation's No. 1 class in 2018.

An original member of Bret Bielema's staff at Arkansas in 2013, Pittman helped build the Razorbacks' offensive line into one of the best in the league. He quickly made an impact, helping Travis Swanson earn first-team All-America honors and be a Rimington Trophy finalist in 2013. His first two offensive lines at Arkansas led the SEC in sacks allowed per game and his offensive line in 2014 paved the way for two 1,000-yard rushers in Jonathan Williams and Alex Collins. That OL also averaged 328.4 pounds per player as the largest offensive line in the FBS and NFL that season.

In Pittman's final year in Fayetteville his offensive line contributed to an offense that finished second in the SEC in total offense (456.8 ypg), second in scoring (40.2 ppg) and third in passing offense (264.2 ypg). During his tenure with the Razorbacks, Pittman mentored some of the best offensive linemen at Arkansas in recent memory, including Swanson, Sebastian Tretola, Dan Skipper and Frank Ragnow.

Pittman's coaching career began in 1987 as the head coach at Princeton (Mo.) HS. He coached at Hutchinson (Kan.) CC for three seasons, including the final two as the head coach, before getting his first FBS opportunity at Northern Illinois in 1994. He later returned to NIU to help the Huskies to a pair of division championships and two bowl games. Pittman got his first experience in the SEC in 2012 when he joined the staff at Tennessee.

Pittman played defensive end at Pittsburg State, where he was a first-team NAIA All-American and twice earned all-conference recognition. He graduated with a bachelor's degree in 1986 and was inducted into the PSU Athletics Hall of Fame in 1998. He is married to his wife, Jamie.

COACHING HISTORY

2020	Arkansas Head Coach
2019	Georgia Associate Head Coach/OL
2016-18	Georgia Offensive Line
2013-15	Arkansas Asst. HC/OL/Recruiting Coord.
2012	Tennessee Offensive Line
2011	North Carolina Associate Head Coach/OL
2007-10	North Carolina Offensive Line
2004-06	Northern Illinois Assistant Head Coach/OL
2003	Northern Illinois Offensive Line
2001	Kansas Offensive Line
2000	Missouri Offensive Line
1999	Western Michigan Assistant Coach
1997-98	Oklahoma Offensive Line
1996	Cincinnati Offensive Tackles/Tight Ends
1994-95	Northern Illinois Offensive Line
1992-93	Hutchinson (Kan.) CC Head Coach
1991	Hutchinson (Kan.) CC Offensive Line
1989-90	Trenton (Mo.) HS Head Coach
1987-88	Princeton (Mo.) HS Head Coach

DEPTH CHART

OFFENSE

WR	8	Mike Woods	So. // 6-1 // 196
	7	Trey Knox	So. // 6-5 // 207
WR	16	Treyton Burks	So. // 6-3 // 232
	17	John David White	R-Fr. // 5-11 // 171
-OR-	41	T.J. Hammonds	R-Sr. // 5-10 // 192
LT	76	Myron Cunningham	R-Sr. // 6-6 // 325
	73	Noah Gatlin	R-So. // 6-7 // 307
LG	62	Brady Latham	R-Fr. // 6-5 // 296
	57	Shane Clenin	R-Jr. // 6-6 // 316
-OR-	70	Luke Jones	R-So. // 6-5 // 294
C	51	Ricky Stromberg	So. // 6-4 // 311
	66	Ty Clary	Sr. // 6-4 // 298
RG	55	Beaux Limmer	R-Fr. // 6-5 // 293
-OR-	66	Ty Clary	Sr. // 6-4 // 298
	71	Ryan Winkel	R-So. // 6-6 // 307
RT	73	Noah Gatlin	R-So. // 6-7 // 307
	78	Dalton Wagner	R-Jr. // 6-9 // 319
QB	13	Feleipe Franks	R-Sr. // 6-6 // 228
	1	KJ Jefferson	R-Fr. // 6-3 // 236
RB	5	Rakeem Boyd	Sr. // 6-0 // 206
	22	Trelon Smith	R-Jr. // 5-9 // 185
TE	82	Hudson Henry	R-Fr. // 6-5 // 249
-OR-	87	Blake Kern	R-Sr. // 6-4 // 269
WR	10	De'Vion Warren	Sr. // 5-10 // 186
	19	Tyson Morris	R-Sr. // 6-1 // 202

DEFENSE

JACK	5	Dorian Gerald	R-Sr. // 6-3 // 288
-OR-	56	Zach Williams	So. // 6-4 // 246
	11	Mataio Soli	So. // 6-4 // 235
DT	93	Isaiah Nichols	R-Fr. // 6-3 // 281
	97	Xavier Kelly	R-Sr. // 6-4 // 311
	90	Marcus Miller	R-Fr. // 6-5 // 307
DT	42	Jonathan Marshall	R-Sr. // 6-3 // 317
	91	Taurean Carter	R-Fr. // 6-3 // 291
DE	50	Eric Gregory	R-Fr. // 6-4 // 283
-OR-	13	Julius Coates	R-Jr. // 6-6 // 289
WILL	10	Bumper Pool	Jr. // 6-2 // 229
	32	Deon Edwards	R-Sr. // 6-1 // 218
MIKE	31	Grant Morgan	R-Sr. // 5-11 // 222
	27	Hayden Henry	Sr. // 6-2 // 229
	28	Andrew Parker	R-So. // 6-2 // 235
CB	17	Hudson Clark	R-Fr. // 6-2 // 176
	0	Khari Johnson	Fr. // 6-0 // 189
SS	1	Jalen Catalon	R-Fr. // 5-10 // 189
	18	Myles Mason	Jr. // 6-2 // 204
BS	7	Joe Foucha	Jr. // 5-11 // 188
	15	Simeon Blair	R-So. // 5-10 // 204
	2	Myles Slusher	Fr. // 6-0 // 186
CB	21	Montaric Brown	R-Jr. // 6-0 // 190
	4	Malik Chavis	R-Fr. // 6-2 // 194
NB	9	Greg Brooks Jr.	So. // 5-11 // 185
	24	LaDarrius Bishop	R-So. // 6-0 // 192

SPECIAL TEAMS

K	35	A.J. Reed	R-Jr. // 5-11 // 186
	80	Matthew Phillips	So. // 5-10 // 175
P	40	George Caratan	Jr. // 6-2 // 213
-OR-	30	Reid Bauer	R-So. // 5-11 // 205
LS	48	Jordan Silver	R-Jr. // 6-1 // 235
	39	H.T. Fountain	Sr. // 6-0 // 233
H	18	Jack Lindsey	R-Sr. // 6-2 // 206
KR	10	De'Vion Warren	Sr. // 5-10 // 186
	16	Treyton Burks	So. // 6-3 // 232
PR	16	Treyton Burks	So. // 6-3 // 232
	14	Nathan Parodi	R-So. // 5-9 // 175

GAME 6: TENNESSEE

GAME-BY-GAME OFFENSIVE STARTERS

Opponent	LT	LG	C	RG	RT	TE	TE/WR	QB	RB	WR	WR
Georgia	Cunningham	Latham	Stromberg	Limmer	Gatlin	Hud. Henry	Warren (WR)	Franks	Boyd	Burks	Knox
at Mississippi State	Cunningham	Latham	Stromberg	Limmer	Gatlin	Kern	Woods (WR)	Franks	Boyd	Burks	Knox
at Auburn	Cunningham	Latham	Stromberg	Limmer	Gatlin	Kern	Woods (WR)	Franks	T. Smith	Warren	Knox
Ole Miss	Cunningham	Latham	Stromberg	Clary	Gatlin	Hud. Henry	Woods (WR)	Franks	Boyd	Burks	Warren
at Texas A&M	Cunningham	Latham	Clary	Limmer	Gatlin	Hud. Henry	Woods (WR)	Franks	Boyd	Burks	Warren
Tennessee											
at Florida											
LSU											
at Missouri											
Alabama											

GAME-BY-GAME DEFENSIVE STARTERS

Opponent	JACK	DT	DT	DE	WILL	MIKE	CB	SS	BS	CB	NB	DIME
Georgia	Gerald	Nichols	Marshall	Coates	Pool	Morgan	Jacobs	J. Catalon	Blair	Brown	Brooks Jr.	--
at Mississippi State	Z. Williams	--	Marshall	Gregory	Pool	Morgan	Jacobs	J. Catalon	Blair	Brown	Brooks Jr.	Slusher
at Auburn	Z. Williams	Nichols	Marshall	Gregory	Pool	Morgan	Jacobs	J. Catalon	Foucha	Clark	Brooks Jr.	--
Ole Miss	Z. Williams	--	Marshall	Gregory	Henry	Morgan	K. Johnson	J. Catalon	Foucha	Clark	Brooks Jr.	Mason
at Texas A&M	Kelly	Nichols	Marshall	Coates	Pool	Morgan	Clark	J. Catalon	Foucha	Brown	Brooks Jr.	--
Tennessee												
at Florida												
LSU												
at Missouri												
Alabama												

CAREER STARTS

OFFENSE	2020	2019	2018	2017	TOT	CONS	DEFENSE	2020	2019	2018	2017	TOT	CONS
Feleipe Franks, QB, Sr.	5	*3	*13	*8	29	5	Jarques McClellion, DB, Jr.	-	11	8	-	19	-
Ty Clary, OL, Sr.	2	12	11	4	29	2	Bumper Pool, LB, Jr.	4	12	4	-	20	1
Rakeem Boyd, RB, Sr.	4	12	8	-	24	2	Jerry Jacobs, DB, R-Sr.	3	*2	*11	-	16	-
Mike Woods, WR, Jr.	5	12	7	-	24	18	Greg Brooks Jr., DB, So.	5	12	-	-	17	17
Ricky Stromberg, OL, So.	4	11	-	-	15	-	Montaric Brown, DB, Jr.	3	10	3	-	16	1
Trey Knox, WR, So.	3	11	-	-	14	-	Joe Foucha, DB, Jr.	3	12	1	-	16	3
Myron Cunningham, OL, R-Sr.	5	10	-	-	15	10	Mataio Soli, DL, So.	-	10	-	-	10	-
Dalton Wagner, OL, R-Jr.	0	12	1	-	13	-	Dorian Gerald, DL, R-Sr.	1	2	2	-	4	-
Treyton Burks, WR, So.	4	9	-	-	13	2	Jalen Catalon, DB, R-Fr.	5	0	-	-	5	5
Noah Gatlin, OL, R-So.	5	-	2	-	7	5	Jonathan Marshall, DL, R-Sr.	5	0	0	0	5	5
Brady Latham, OL, R-Fr.	5	0	-	-	5	5	Grant Morgan, LB, R-Sr.	5	0	0	0	5	5
Beaux Limmer, OL, R-Fr.	4	0	-	-	4	1	LaDarius Bishop, DB, R-So.	-	3	-	-	3	-
De'Vion Warren, WR, Sr.	4	0	0	0	4	4	Eric Gregory, DL, R-Fr.	3	-	-	-	3	-
Shane Clenin, OL, Jr.	0	1	1	-	2	-	Zach Williams, DL, So.	3	0	-	-	3	-
Hudson Henry, TE, R-Fr.	3	-	-	-	3	2	Simeon Blair, DB, R-So.	2	0	-	-	2	-
Blake Kern, TE, R-Sr.	2	0	0	0	2	-	Hudson Clark, DB, R-Fr.	3	-	-	-	3	3
Koilan Jackson, WR, R-Jr.	-	1	-	-	1	-	Julius Coates, DL, R-Jr.	2	-	-	-	2	1
John Stephen Jones, QB, R-So.	-	1	-	-	1	-	Hayden Henry, LB, Sr.	1	-	1	-	2	-
KJ Jefferson, QB, R-Fr.	0	1	-	-	1	-	Myles Mason, DB, Jr.	1	1	-	-	2	-
Jack Lindsey, QB, R-Sr.	-	1	-	-	1	-	Isaiah Nichols, DL, R-Fr.	3	0	-	-	3	1
Trelon Smith, RB, R-Jr.	1	-	0	0	1	-	Khari Johnson, DB, Fr.	1	-	-	-	1	-
							Myles Slusher, DB, Fr.	1	-	-	-	1	-
							Xavier Kelly, DL, R-Sr.	1	0	0	0	1	1

EXPERIENCE ANALYSIS

The chart to the right shows Arkansas' offensive and defensive starting lineups over the last 13 years with numbers representing total starts by classes and percentages of total starts for the entire season.

Season	G	SR	JR	SO	FR	UpperCI%
2020	5 (2-3)	38 (34.6%)	19 (17.3%)	26 (23.6%)	27 (24.6%)	57 (51.8%)
2019	12 (2-10)	77 (29.2%)	55 (20.8%)	73 (27.7%)	59 (22.4%)	132 (50.0%)
2018	12 (2-10)	86 (32.7%)	86 (32.7%)	44 (16.7%)	30 (11.4%)	189 (71.2%)
2017	12 (4-8)	66 (25.0%)	108 (40.1%)	65 (24.6%)	25 (9.5%)	174 (65.9%)
2016	13 (7-6)	114 (39.9%)	82 (28.7%)	70 (24.5%)	20 (6.9%)	196 (68.5%)
2015	13 (8-5)	67 (23.4%)	143 (50.0%)	58 (20.3%)	18 (6.3%)	210 (73.4%)
2014	13 (7-6)	92 (32.2%)	72 (25.2%)	89 (31.1%)	33 (11.5%)	164 (57.3%)
2013	12 (3-9)	107 (40.5%)	59 (22.3%)	57 (21.6%)	41 (15.5%)	166 (66.7%)
2012	12 (4-8)	99 (37.5%)	87 (33.0%)	31 (11.7%)	46 (17.4%)	186 (70.5%)
2011	13 (11-2)	110 (38.5%)	97 (33.9%)	65 (22.7%)	14 (4.9%)	207 (72.4%)
2010	13 (10-3)	102 (35.7%)	107 (37.4%)	44 (15.4%)	33 (11.5%)	209 (73.1%)
2009	13 (8-5)	74 (25.9%)	83 (29.0%)	115 (40.2%)	14 (4.9%)	157 (54.9%)
2008	12 (5-7)	58 (22.0%)	64 (24.2%)	65 (24.6%)	77 (29.2%)	112 (46.2%)

GAME 6: TENNESSEE

GAME-BY-GAME BREAKDOWN

	FINAL	SCORE BY QUARTER					FIRST DOWNS					RUSHING			PASSING			OFFENSE		PUNTING	FUMBLES	PENALTY	THIRD	TOTAL
GAME	SCORE	1	2	3	4	OT	RU	PA	PN	TOT	ATT	YDS	TD	C-A-I	YDS	TD	ATT	YDS	NO-AVG	NO-LOST	NO-YDS	DOWNS	TOP	
Georgia	37	0	5	22	10	-	8	10	1	19	42	121	1	28-47-1	266	2	89	387	7-49.9	3-1	12-108	6-20	35:46	
Arkansas	10	7	0	3	0	-	4	8	3	15	28	77	0	20-39-3	203	1	67	280	9-42.0	2-0	10-53	3-14	24:14	
Arkansas	21	7	7	7	0	-	6	10	1	17	37	63	0	20-28-0	212	2	65	275	8-42.2	2-2	5-40	5-14	23:40	
Miss. State	14	7	0	7	0	-	5	19	0	24	24	87	1	43-60-3	313	1	84	400	5-42.6	1-1	4-25	6-17	36:20	
Arkansas	28	0	12	6	10	-	5	15	2	22	42	119	0	22-30-0	318	4	72	437	6-35.3	0-0	6-26	6-15	27:42	
Auburn	30	10	10	0	10	-	14	10	0	24	41	259	1	18-29-0	187	1	70	446	5-37.4	1-0	7-52	6-15	32:18	
Ole Miss	21	0	0	7	14	-	13	10	0	23	53	242	1	20-38-6	200	2	91	442	3-40.7	1-1	6-35	4-16	29:31	
Arkansas	33	7	13	0	13	-	10	13	1	24	48	150	1	21-34-1	244	1	82	394	7-46.9	1-1	3-15	6-17	30:29	
Arkansas	31	7	7	3	14	-	12	13	4	29	42	222	1	23-32-0	239	3	74	461	3-43.3	1-0	5-51	3-11	27:01	
TexasA&M	42	14	14	14	0	-	9	12	4	25	36	182	3	21-26-0	260	3	62	442	4-41.5	0-0	9-100	7-11	32:59	
Tennessee																								
Arkansas																								
Arkansas																								
Florida																								
LSU																								
Arkansas																								
Arkansas																								
Missouri																								
Alabama																								
Arkansas																								

AP POLL

As of Nov. 1, 2020

Rank	Team	Record	Points	Previous
1	Clemson (33)	7-0	1515	-
2	Alabama (29)	6-0	1513	-
3	Ohio State	2-0	1430	-
4	Notre Dame	6-0	1351	-
5	Georgia	4-1	1289	-
6	Cincinnati	5-0	1199	7
7	Texas A&M	4-1	1156	8
8	Florida	3-1	1066	10
9	BYU	7-0	1014	11
10	Wisconsin	1-0	985	9
11	Miami	5-1	946	12
12	Oregon	0-0	831	14
13	Indiana	2-0	765	17
14	Oklahoma State	4-1	760	6
15	Coastal Carolina	6-0	527	20
16	Marshall	5-0	523	19
17	Iowa State	4-2	427	23
18	SMU	6-1	420	22
19	Oklahoma	4-2	405	24
20	USC	0-0	354	21
21	Boise State	2-0	336	25
22	Texas	4-2	190	NR
23	Michigan	1-1	151	13
24	Auburn	4-2	144	NR
25	Liberty	6-0	118	NR

Others receiving votes: Northwestern 106, Louisiana 101, North Carolina 92, Penn State 87, Tulsa 73, Army 57, Kansas State 51, Utah 44, West Virginia 44, Washington 21, Purdue 15, Virginia Tech 11, San Diego State 8, Arizona State 7, Appalachian State 6, Wake Forest 5, Michigan State 4, California 3

Dropped from rankings: North Carolina 15, Kansas State 16, Penn State 18

AMWAY COACHES POLL

As of Nov. 1, 2020

Rank	Team	Record	Points	Previous
1	Clemson (43)	7-0	1527	-
2	Alabama (17)	6-0	1503	-
3	Ohio State (2)	2-0	1407	-
4	Notre Dame	6-0	1358	-
5	Georgia	4-1	1304	-
6	Cincinnati	5-0	1157	7
7	Texas A&M	4-1	1154	8
8	Florida	3-1	1101	9
9	BYU	7-0	1025	10
10	Miami	5-1	964	12
11	Wisconsin	1-0	908	-
12	Oklahoma State	4-1	783	6
13	Indiana	2-0	730	19
14	Oregon	0-0	725	15
15	Marshall	5-0	473	18
16	Coastal Carolina	6-0	464	21
17	Iowa State	4-2	433	22
18	SMU	6-1	421	23
19	Oklahoma	4-2	413	24
20	USC	0-0	365	-
21	Auburn	4-2	246	NR
22	Army	6-1	208	25
23	Boise State	2-0	204	NR
24	North Carolina	4-2	192	13
25	Michigan	1-1	141	14

Others receiving votes: Texas 115, Northwestern 112, Liberty 92, Louisiana 90, Kansas State 64, Utah 57, Penn State 56, Purdue 55, West Virginia 49, Virginia Tech 37, Appalachian State 32, Tulsa 29, Missouri 23, Boston College 20, NC State 16, Kentucky 13, Memphis 12, Wake Forest 11, Arizona State 11, Tennessee 11, California 9, Michigan State 9, Arkansas 8, South Carolina 8, Nevada 3, UCF 1, San Diego State 1

Dropped from rankings: Kansas State 16, Penn State 17

GAME 6: TENNESSEE

ARKANSAS INDIVIDUAL SEASON-HIGHS

Rush Attempts	21	Trelon Smith, 10/10 at Auburn
Yards Rushing	100	Rakeem Boyd, 10/31 at Texas A&M
TD Rushes	1 (2x)	last Rakeem Boyd, 10/31 at Texas A&M
Long Rush	28	Feleipe Franks, 10/31 at Texas A&M
Pass Attempts	36	Feleipe Franks, 9/26 vs. Georgia
Pass Completions	23	Feleipe Franks, 10/31 at Texas A&M
Yards Passing	318	Feleipe Franks, 10/10 at Auburn
TD Passes	4	Feleipe Franks, 10/10 at Auburn
Long Pass	55	Feleipe Franks, 10/17 vs. Ole Miss
Receptions	11	Treyton Burks, 10/17 vs. Ole Miss
Yards Receiving	137	Treyton Burks, 10/17 vs. Ole Miss
TD Receptions	2 (2x)	last Treyton Burks, 10/31 at Texas A&M
Long Reception	55	Treyton Burks, 10/17 vs. Ole Miss
Field Goals	2	A.J. Reed, 10/17 vs. Ole Miss
Long Field Goal	34	A.J. Reed, 10/31 at Texas A&M
Punts	7 (2x)	last Reid Bauer, 10/17 vs. Ole Miss
Punting Avg.	49.6	George Caratan, 9/26 vs. Georgia
Long Punt	62	Reid Bauer, 10/17 vs. Ole Miss
Punts Inside 20	3	George Caratan, 10/3 at Miss. State
Long Punt Return	-1	Nathan Parodi, 10/3 at Miss. State
Long Kickoff Return	10	De'Vion Warren, 9/26 vs. Georgia
Tackles	20	Bumper Pool, 10/3 at Miss. State
Sacks	1.5	Dorian Gerald, 9/26 vs. Georgia
Tackles For Loss	3.0 (2x)	last Bumper Pool, 10/31 at Texas A&M
Interceptions	3	Hudson Clark, 10/17 vs. Ole Miss

ARKANSAS TEAM GAME-HIGHS

Rushes	48	10/17 vs. Ole Miss
Yards Rushing	222	10/31 at Texas A&M
Yards Per Rush	5.3	10/31 at Texas A&M
TD Rushes	1 (2x)	last 10/31 at Texas A&M
Pass Attempts	39	9/26 vs. Georgia
Pass Completions	23	10/31 at Texas A&M
Yards Passing	318	10/10 at Auburn
Yards Per Pass Comp.	14.5	10/10 at Auburn
TD Passes	4	10/10 at Auburn
Total Plays	82	10/17 vs. Ole Miss
Total Offense	461	10/31 at Texas A&M
Yards Per Play	6.2	10/31 at Texas A&M
Points	33	10/17 at Ole Miss
Sacks By	3 (2x)	last 10/10 at Auburn
First Downs	29	10/31 at Texas A&M
Penalties	10	9/26 vs. Georgia
Penalty Yards	53	9/26 vs. Georgia
Turnovers	3	9/26 vs. Georgia
Interceptions By	6	10/17 vs. Ole Miss
Punts	9	9/26 vs. Georgia
Punting Avg	46.9	10/17 vs. Ole Miss
Long Punt	62	10/17 vs. Ole Miss
Punts inside 20	4	10/3 at Miss. State

ARKANSAS' LONGEST PLAYS

Rush	28	Feleipe Franks, 10/31 at Texas A&M
Pass	55	Franks to Burks, 10/17 vs. Ole Miss
Field Goal	34	A.J. Reed, 10/31 at Texas A&M
Punt	62	Reid Bauer, 10/17 vs. Ole Miss
Punt Return	-1	Nathan Parodi, 10/3 at Miss. State
Kickoff Return	10	De'Vion Warren, 9/26 vs. Georgia
Interception Return	69	Greg Brooks Jr, 10/3 at Mississippi State
Fumble Return	7	Myles Slusher, 9/26 vs. Georgia

OPPONENT INDIVIDUAL SEASON-HIGHS

Rush Attempts	23	Jerrion Ealy, 10/17 vs. Ole Miss
Yards Rushing	146	Tank Bigsby, 10/10 at Auburn
TD Rushes	1 (7x)	last Three Tied, 10/31 at Texas A&M
Long Rush	47	MoMo Sanogo, 10/17 vs. Ole Miss
Pass Attempts	59	K.J. Costello, 10/3 at Miss. State
Pass completions	43	K.J. Costello, 10/3 at Miss. State
Yards Passing	313	K.J. Costello, 10/3 at Miss. State
TD Passes	3	Kellen Mond, 10/31 at Texas A&M
Long Pass	35	Kellen Mond, 10/31 at Texas A&M
Receptions	11	Elijah Moore, 10/17 vs. Ole Miss
Yards Receiving	113	Elijah Moore, 10/17 vs. Ole Miss
TD Receptions	2	J. Wydermyer, 10/31 at Texas A&M
Long Reception	35	Ainias Smith, 10/31 at Texas A&M
Field Goals	3	Anders Carlson, 10/10 at Auburn
Long Field Goal	47	Anders Carlson, 10/10 at Auburn
Punts	7	Jake Camarda, 9/26 vs. Georgia
Punting Avg.	51.0	Reed Bowman, 10/3 at Miss. State
Long Punt	63	Jake Camarda, 9/26 vs. Georgia
Punts Inside 20	5	Jake Camarda, 9/26 vs. Georgia
Long Punt Return	23	T. Stevenson, 9/26 vs. Georgia
Long Kickoff Return	48	Kenny McIntosh, 9/26 vs. Georgia
Tackles	13 (3x)	last Ryder Anderson, 10/17 vs. Ole Miss
Sacks	1.5	Nolan Smith, 9/26 vs. Georgia
Tackles for Loss	2.0 (3x)	last Buddy Johnson, 10/31 at Texas A&M
Interceptions	2	Richard LeCounte, 9/26 vs. Georgia

OPPONENT TEAM GAME-HIGHS

Rushes	53	10/17 vs. Ole Miss
Yards Rushing	259	10/17 vs. Ole Miss
Yards per Rush	6.3	10/10 at Auburn
TD Rushes	3	last 10/31 at Texas A&M
Pass Attempts	60	10/3 at Miss. State
Pass Completions	43	10/3 at Miss. State
Yards Passing	313	10/3 at Miss. State
Yards per Pass Comp.	12.4	10/31 at Texas A&M
TD Passes	3	10/31 at Texas A&M
Total Plays	91	10/17 vs. Ole Miss
Total Offense	446	10/10 at Auburn
Yards per Play	7.1	10/31 at Texas A&M
Points	42	10/31 at Texas A&M
Sacks By	4	10/31 at Texas A&M
First Downs	25	10/31 at Texas A&M
Penalties	12	9/26 vs. Georgia
Penalty Yards	108	9/26 vs. Georgia
Turnovers	4	10/3 at Miss. State
Interceptions By	3	9/26 vs. Georgia
Punts	7	9/26 vs. Georgia
Punting Avg.	49.9	9/26 vs. Georgia
Long Punt	63	9/26 vs. Georgia
Punts Inside 20	5	9/26 vs. Georgia

OPPONENT'S LONGEST PLAYS

Rush	47	MoMo Sanogo, 10/17 vs. Ole Miss
Pass	35	Mond to A. Smith, 10/31 at Texas A&M
Field Goal	47	Anders Carlson, 10/10 at Auburn
Punt	63	Jake Camarda, 9/26 vs. Georgia
Punt Return	23	T. Stevenson, 9/26 vs. Georgia
Kickoff Return	48	Kenny McIntosh, 9/26 vs. Georgia
Interception Return	38	Richard LeCounte, 9/26 vs. Georgia
Fumble Return	0	Brule, Craft, 10/3 at Miss. State

THE LAST TIME ARKANSAS . . .

RUSHING

Had 500+ yards rushing	vs. South Carolina, 2007 (542)
Had 400+ yards rushing	at Texas Tech, 2014 (438)
Had 400+ yards rushing in consecutive games	at Texas Tech, 2014 (438)
	vs. Nicholls, 2014 (495)
Had 300+ yards rushing	vs. Ole Miss, 2018 (300)
Had 300+ yards rushing in consecutive games	at Texas Tech, 2014 (438)
	vs. Nicholls, 2014 (495)
Had 300+ yards rushing in three consecutive games	at Alabama, 2007 (301)
	vs. Kentucky, 2007 (338)
	vs. North Texas, 2007 (446)
Had 300+ yards rushing in four consecutive games	vs. Troy, 2007 (350)
	at Alabama, 2007 (301)
	vs. Kentucky, 2007 (338)
	vs. North Texas, 2007 (446)
Had 250+ yards rushing	vs. Western Kentucky, 2019 (253)
Had 200+ yards rushing	at Texas A&M, 2020 (222)
Had 200+ yards in consecutive games	vs. Coastal Carolina, 2017 (259) and at Ole Miss, 2017 (265)
Had 70+ rushing attempts	at Kentucky, 2003 (71)
Had 60+ rushing attempts	at Texas Tech, 2014 (68)
Had 50+ rushing attempts	vs. Tulsa, 2018 (53)
Had 7+ rushing TDs	at Texas Tech, 2014 (7)
Had 6+ rushing TDs	vs. UT Martin, 2015 (6)
Had 6+ rushing TDs in consecutive games	vs. Nicholls, 2014 (6)
	at Texas Tech, 2014 (7)
Had 5+ rushing TDs	at Mississippi State, 2016 (5)
Had 5+ rushing TDs in consecutive games	vs. Nicholls, 2014 (6)
	at Texas Tech, 2014 (7)
Had 4+ rushing TDs	vs. Missouri, 2017 (4)
Had 4+ rushing TDs in consecutive games	vs. UT Martin, 2015 (6) and vs. Auburn, 2015 (4)
Had 3+ rushing TDs	vs. Western Kentucky, 2019 (3)
Had 3+ rushing TDs in consecutive games	vs. Texas A&M, 2017 (3) and vs. New Mexico State, 2017 (3)
Had 3+ rushing TDs in three straight games	at Texas Tech, 2014 (7)
	vs. NIU, 2014 (3)
	vs. Texas A&M, 2014 (3)
Had 2+ players with 100 yards rushing	at Mississippi State, 2016 (Williams III - 205, Whaley - 112)
Had 3+ players with 100 yards rushing	vs. North Texas, 2007 (McFadden - 138, Jones - 132, Barnett - 105)

PASSING

Had 500+ yards passing	vs. Texas A&M, 2011 (510)
Had 400+ yards passing	vs. Alabama, 2016 (400)
Had 300+ yards passing	at Auburn, 2020 (318)
Had 200+ yards passing	at Texas A&M, 2020 (239)
Had 50+ pass attempts	vs. San Jose State, 2019 (50)
Had 40+ pass attempts	vs. Auburn, 2019 (40)
Had 30+ pass attempts	vs. Ole Miss, 2020 (34)
Had 30+ pass completions	vs. Mississippi State, 2015 (30)
Had 25+ pass completions	vs. Georgia, 2020 (28)
Had 20+ pass completions	at Texas A&M, 2020 (23)
Had fewer than 10 pass completions	vs. TCU, 2017 (9)
Had 7+ passing TDs	vs. Mississippi State, 2015 (7)
Had 6+ passing TDs	vs. Mississippi State, 2015 (7)
Had 5+ passing TDs	vs. Mississippi State, 2015 (7)
Had 4+ passing TDs	at Auburn, 2020 (4)
Had 3+ passing TDs	at Texas A&M, 2020 (3)
Had 5+ passes intercepted	vs. San Jose State, 2019 (5)
Had 4+ passes intercepted	vs. San Jose State, 2019 (5)
Had 3+ passes intercepted	vs. Georgia, 2020 (3)

RECEIVING

Had two players with 100 yards receiving	at Ole Miss, 2015 (Morgan - 122, Reed - 105)
Had 10+ different receivers catch a pass	at Ole Miss, 2019 (10)
Had 9+ different receivers catch a pass	vs. Texas A&M, 2019 (9)
Had 8+ different receivers catch a pass	at Texas A&M, 2020 (8)
Had multiple players catch 7+ passes in a game	vs. Mississippi State, 2015 (2)
	(Morgan - 7 & Henry - 7)

COMBINATION OFFENSE

Had one 300-yard passer and one 100-yard rusher in a game	vs. Colorado State, 2019
	(Starkel - 305 pass & Boyd - 122 rush)
Had one 300-yard passer and one 200-yard rusher in a game	at Mississippi State, 2016
	(Allen - 303 pass & Williams III - 205 rush)
Had one 100-yard receiver and one 100-yard rusher in a game	at Texas A&M, 2020
	(Treyton Burks - 117 receiving & Rakeem Boyd - 100 rush)
Had one 100-yard receiver and one 100-yard rusher in consecutive games	at Missouri, 2016
	(Hatcher - 106 receiving & Williams III - 117 rush)
Had one 200-yard rusher and one 100-yard receiver in a game	vs. South Carolina, 2006
	(McFadden - 219 rushing & Monk - 192 receiving)
Had one 150-yard rusher and one 150-yard receiver in a game	vs. Texas A&M, 2015
	(Collins - 151 rushing & Morgan - 155 receiving)
Had four different receivers catch a touchdown pass	at Mississippi State, 2015
	(Sprinkle - 3, Henry - 2, Morgan - 1, Cornelius - 1)
Had two 100-yard rushers	at Mississippi State, 2015
	(Williams III - 205 & Whaley - 112)

Had two 100-yard rushers in consecutive games	at Texas Tech, 2014 (Collins - 145 & Williams - 212)
	vs. Nicholls, 2014 (Collins - 143 & Williams - 131)
Had a 200-yard rusher and a 100-yard rusher in a game	at Mississippi State, 2015
	(Williams III - 205 & Whaley - 112)
Had two 150-yard rushers in a game	vs. South Carolina, 2007
	(McFadden - 321 & Jones - 166)
Had three 100-yard rushers in a game	vs. North Texas, 2007
	(McFadden - 138, Jones - 132 & Barnett - 105)
Had two 100-yard receivers in a game	at Ole Miss, 2015
	(Morgan - 122 & Reed - 105)

TOTAL OFFENSE

Had 700+ yards total offense	vs. North Texas, 2007 (713)
Had 600+ yards total offense	at Mississippi State, 2016 (663)
Had 550+ yards total offense	at Mississippi State, 2016 (663)
Had 500+ yards total offense	vs. Colorado State, 2019 (520)
Had 400+ yards total offense	at Texas A&M, 2020 (461)
Had 500+ yards total offense in consecutive games	at Mississippi State, 2016 (661)
	at Missouri, 2016 (503)
Had 85+ plays total offense	at Missouri, 2016 (85)
Had 80+ plays total offense	vs. Ole Miss, 2020 (82)
Had 75+ plays total offense	vs. Ole Miss, 2020 (82)

SCORING

Scored 70+ points	vs. Nicholls, 2014 (73)
Scored 60+ points	vs. UT Martin, 2015 (63)
Scored 50+ points	vs. Colorado State, 2019 (55)
Scored 40+ points	vs. Colorado State, 2019 (55)
Scored 30+ points	at Texas A&M, 2020 (31)
Scored 40+ points in three consecutive games	vs. Auburn, 2015 (54)
	vs. UT Martin, 2015 (63)
	at Ole Miss, 2015 (53)
Scored 30+ points in five consecutive games	vs. Auburn, 2015 (54)
	vs. UT Martin, 2015 (63)
	at Ole Miss, 2015 (53)
	at LSU, 2015 (31)
	vs. Mississippi State, 2015 (50)
Scored 40+ points in a half	vs. Nicholls, 2014 (56)
Scored 30+ points in a half	at Eastern Illinois, 2018 (38)
Scored 35+ points in a quarter	vs. Nicholls, 2014 (35)
Scored 28+ points in a quarter	vs. Eastern Illinois, 2018 (2nd-28)
Scored 50+ points in consecutive games	at Ole Miss, 2015 (53)
	vs. UT Martin, 2015 (63)
Scored 50+ points in three consecutive games	vs. Auburn, 2015 (54)
	at Ole Miss, 2015 (53)
	vs. UT Martin, 2015 (63)
Scored 50+ points in consecutive SEC games	vs. Auburn, 2015 (54)
	at Ole Miss, 2015 (53)
Both teams combined for 100+ points	at Mississippi State, 2016 (W, 58-42)
Allowed 60+ points	vs. Alabama, 2018 (65)
Allowed 50+ points	vs. Mississippi State, 2019 (54)
Allowed 40+ points	at Texas A&M, 2020 (42)
Allowed 30+ points	at Texas A&M, 2020 (42)
Was held scoreless	at Missouri, 2018 (38-0)
Was held scoreless at Donald W. Reynolds Razorback Stadium	vs. Alabama, 2012 (52-0)
Was held scoreless on the road	at Missouri, 2018 (38-0)
Was held scoreless at a neutral site	vs. Ole Miss, 1959 (28-0)
Won a game without a rushing TD	at Mississippi State, 2020
Won a game without a passing TD	vs. Portland State, 2019
Won a game in the last 25 seconds of regulation with a TD	at Georgia, 2010
Won a game in the last 25 seconds of regulation with a field goal	at Ole Miss, 2017
Held opponent scoreless	vs. Tulsa, 2018 (23-0)
Held opponent scoreless at Donald W. Reynolds Razorback Stadium	vs. Tulsa, 2018 (23-0)
Held opponent scoreless on the road	at South Carolina, 2002 (23-0)
Held opponent without a touchdown	vs. Tulsa, 2018 (23-0)
Held opponent without an offensive touchdown	vs. Tulsa, 2018 (23-0)
Held two opponents scoreless in one season	vs. LSU, 2014 (17-0)
	vs. Ole Miss, 2014 (30-0)
Held three opponents scoreless in one season	vs. LSU, 1982 (38-0)
	vs. TCU, 1982 (35-0)
	vs. Texas A&M, 1982 (35-0)
Held an opponent scoreless in consecutive games	vs. LSU, 2014 (17-0)
	vs. Ole Miss, 2014 (30-0)
Held an SEC opponent scoreless	vs. Ole Miss, 2014 (30-0)
Held an SEC opponent scoreless in consecutive games	vs. LSU, 2014 (17-0)
	vs. Ole Miss, 2014 (30-0)
Held two SEC opponents scoreless in one season	vs. LSU, 2014 (17-0)
	vs. Ole Miss, 2014 (30-0)
Scored on the first offensive play of the game	vs. Nicholls, 2014 (Hatcher - 82-yard rush)
Scored on the first offensive series of the game	at Texas A&M, 2020 (Burks 6-yd pass)
Scored a two-point conversion passing	vs. Coastal Carolina, 2017 (Cole Kelley to Jeremy Patton)
Scored a two-point conversion rushing	at Mississippi State, 2016 (Keon Hatcher rush)
Had three players with 2 TDs in a game	vs. Eastern Michigan, 2009 (Green - 2, Davis - 2 & Adams - 2)

THE LAST TIME ARKANSAS . . .

DEFENSE

Held opponent to 10 or fewer first downs:	vs. Florida A&M, 2017 (9)
Held opponent to 0 or fewer yards rushing:	vs. Wisconsin, 2007 (-5)
Held opponent to 25 or fewer yards rushing:	vs. New Mexico State, 2017 (11)
Held opponent to 50 or fewer yards rushing:	at Colorado State, 2018 (40)
Held opponent to 50 or fewer yards passing:	vs. Vanderbilt, 2010 (36)
Held opponent to 100 or fewer yards rushing:	at Mississippi State, 2020 (87)
Held opponent to 100 or fewer yards passing:	at Kentucky, 2019 (88)
Held opponent to 200 or fewer yards total offense:	vs. Florida A&M, 2017 (175)
Held opponent to 250 or fewer yards total offense:	vs. Portland State, 2019 (230)
Held opponent to 300 or fewer yards total offense:	vs. Portland State, 2019 (230)
Intercepted 6+ passes:	vs. Ole Miss, 2020 (6)
Intercepted 5+ passes:	vs. Ole Miss, 2020 (6)
Intercepted 4+ passes:	vs. Ole Miss, 2020 (6)
Intercepted 3+ passes:	vs. Ole Miss, 2020 (6)
Forced 7+ turnovers:	vs. Ole Miss (7 - 6 INTs, 1 FUM)
Forced 6+ turnovers:	vs. Ole Miss (7 - 6 INTs, 1 FUM)
Forced 5+ turnovers:	vs. Ole Miss (7 - 6 INTs, 1 FUM)
Forced 4+ turnovers:	vs. Ole Miss (7 - 6 INTs, 1 FUM)
Scored a safety:	vs. Toledo, 2015
Scored a touchdown:	vs. Ole Miss, 2020 (Jalen Catalon-INT, Grant Morgan-INT)
Scored two touchdowns:	vs. Ole Miss, 2020 (Jalen Catalon-INT, Grant Morgan-INT)
Recorded 8+ sacks:	at Auburn, 2012 (8)
Recorded 7+ sacks:	at Auburn, 2012 (8)
Recorded 6+ sacks:	vs. Portland State, 2019 (6)
Recorded 5+ sacks:	vs. Portland State, 2019 (6)
Recorded 4+ sacks:	vs. Texas A&M, 2019 (4)
Had 3 players with 10+ tackles:	at Mississippi State, 2020
	Bumper Pool (20), Grant Morgan (15), Jalen Catalon (13)

SPECIAL TEAMS

Returned a punt for a TD:	vs. Kansas State, 2011 (Adams - 51 yards)
Returned two punts for TDs:	vs. Missouri State, 2011 (Adams - 61 yards, 69 yards)
Returned a blocked punt for a TD:	vs. Eastern Michigan, 2009 (Armbrust - 1 yard)
Returned a kickoff for a TD:	vs. Auburn, 2017 (Warren - 100)
Returned a game-opening kickoff for a TD:	vs. Northern Illinois, 2014 (Marshall - 97)
Returned a season-opening kickoff for a TD:	vs. Missouri State, 2009 (D. Johnson - 91 yards)
Returned a blocked FG for a TD:	at Mississippi State, 2004 (Brown - 76 yards)
Blocked one punt:	at Alabama, 2015 (Sprinkle)
Punted 10+ times:	at Auburn, 2016 (10)
Did not punt:	vs. Alcorn State, 2016
Blocked a field goal:	vs. Alcorn State, 2016 (Dan Skipper)
Had a punt blocked:	at Auburn, 2020 (Barton Lester)
Scored on a fake punt:	vs. Texas A&M, 2014 (Sam Irwin-Hill - 51 yard rush)
Scored on a fake field goal:	vs. UAB, 2014 (Sebastian Tretola 6 yard pass to Alan D'Appollonio)
Had a field goal blocked:	vs. Kansas State, 2015/16 (Marquel Bryant)
Blocked a PAT kick:	vs. Eastern Illinois, 2018 (Bumper Pool)
Missed a kicking PAT:	at Alabama, 2017 (Connor Limpert)
Had a kicking PAT blocked:	vs. Western Kentucky, 2019 (G. Britton)

MISCELLANEOUS

Had 35+ first downs:	at Ole Miss, 2015 (35)
Had 30+ first downs:	vs. Kansas State, 2015 (30)
Had 25+ first downs:	at Texas A&M, 2020 (29)
Had 20+ first downs:	at Texas A&M, 2020 (29)
Had 20+ passing first downs:	vs. Mississippi State, 2015 (21)
Had 20+ rushing first downs:	at Texas Tech, 2014 (24)
Had 15+ penalties:	vs. Air Force, 1975 (17)
Had 10+ penalties:	vs. Georgia, 2020 (10)
Had no penalties:	at Alabama, 2019
Had 100+ yards in penalties:	vs. Texas A&M, 2011 (112)
Had 35 minutes+ of possession time:	at LSU, 2019 (40:21)
Was involved in an overtime game:	vs. Texas A&M, 2017 (L, 50-43)
Defeated a ranked opponent:	at No. 16 Mississippi State, 2020 (21-14)
Defeated a ranked opponent on the road:	at No. 16 Mississippi State, 2020 (21-14)
Defeated ranked opponents in consecutive games:	at No. 18 Ole Miss, 2015 (53-52, OT)
	at No. 9 LSU, 2015 (31-14)
Won game on final offensive play:	at Ole Miss, 2017 (34-yard field goal)
Zero sacks allowed in a game:	vs. Missouri, 2019
Zero sacks allowed in consecutive games:	vs. Toledo, 2015
	vs. Texas Tech, 2015
Zero sacks allowed in three consecutive games:	vs. UTEP, 2015
	vs. Toledo, 2015
	vs. Texas Tech, 2015
Came back from 15+ points down to win:	at Ole Miss, 2017 (down 24 - won 38-37)
Recorded more points than plays:	vs. UT Martin, 2015 (63 points, 56 plays)

THE LAST TIME AN ARKANSAS PLAYER . . .

RUSHING

Rushed 40+ times:	DeCori Birmingham at Kentucky, 2003 (40)
Rushed 35+ times:	Michael Smith at Kentucky, 2008 (35)
Rushed 30+ times:	Alex Collins vs. Missouri, 2015 (30)
Rushed 25+ times:	Devwah Whaley at Colorado State, 2018 (26)
Rushed for 300+ yards:	Darren McFadden vs. South Carolina, 2007 (321)
Rushed for 250+ yards:	Darren McFadden vs. South Carolina, 2007 (321)
Rushed for 200+ yards:	Rawleigh Williams III at Mississippi State, 2016 (205)
Rushed for 175+ yards:	Rakeem Boyd vs. Western Kentucky, 2019 (185)
Rushed for 150+ yards:	Rakeem Boyd vs. Western Kentucky, 2019 (185)
Rushed for 125+ yards:	Rakeem Boyd vs. Western Kentucky, 2019 (185)
Rushed for 100+ yards:	Rakeem Boyd vs. Western Kentucky, 2019 (185)
Rushed for 100+ yards as a true freshman in his first career game:	Chase Hayden vs. Florida A&M, 2017 (120)
Rushed for 100+ yards (quarterback):	Matt Jones vs. Ole Miss, 2004 (126)
Rushed for 150+ yards in consecutive games:	Alex Collins at Texas Tech, 2015 (170) vs. Texas A&M, 2015 (151) at Tennessee, 2015 (154)
Rushed for 100+ yards in consecutive games:	Rakeem Boyd vs. Western Kentucky, 2019 (185) vs. Mississippi State, 2019 (114)
Rushed for 5+ touchdowns:	Alex Collins vs. UT Martin, 2015 (5)
Rushed for 4+ touchdowns:	Rawleigh Williams III at Mississippi State, 2016 (4)
Rushed for 3+ touchdowns:	Rawleigh Williams III at Mississippi State, 2016 (4)
Rushed for 3+ touchdowns (quarterback):	Matt Jones vs. New Mexico State, 2003 (3)
Rushed for 2+ touchdowns:	Rakeem Boyd vs. Western Kentucky, 2019 (2)
Had three players rush for touchdowns:	Hammonds (1), Whaley (1), Cantrell (1) and Kelley (1) vs. Coastal Carolina, 2017
Had four players rush for touchdowns:	Hammonds (1), Whaley (1), Cantrell (1) and Kelley (1) vs. Coastal Carolina, 2017
Had a run of 80+ yards:	Rakeem Boyd vs. Western Kentucky, 2019 (86)
Had a run of 70+ yards:	Rakeem Boyd vs. Western Kentucky, 2019 (86)
Had a run of 60+ yards:	Rakeem Boyd vs. Western Kentucky, 2019 (86)
Had a run of 50+ yards:	Rakeem Boyd vs. Western Kentucky, 2019 (86)
Had 2 TD runs of 50+ yards:	Rakeem Boyd vs. Western Kentucky, 2019 (86, 76)
Had multiple players with a run of 50+ yards:	Rawleigh Williams III (72) & Devwah Whaley (50) at Mississippi State, 2016

PASSING

Passed for 500+ yards:	Tyler Wilson vs. Texas A&M, 2011 (510)
Passed for 450+ yards:	Tyler Wilson vs. Texas A&M, 2011 (510)
Passed for 400+ yards:	Austin Allen vs. Alabama, 2016 (400)
Passed for 350+ yards:	Nick Starkel vs. San Jose State, 2019 (356)
Passed for 300+ yards:	Feleipe Franks at Auburn, 2020 (318)
Passed for 250+ yards:	Feleipe Franks at Auburn, 2020 (318)
Passed for 200+ yards:	Feleipe Franks at Texas A&M, 2020 (239)
Attempted 50+ passes:	Nick Starkel vs. San Jose State, 2019 (50)
Attempted 45+ passes:	Nick Starkel vs. San Jose State, 2019 (50)
Attempted 35+ passes:	Feleipe Franks vs. Georgia, 2020 (36)
Attempted 30+ passes:	Feleipe Franks at Texas A&M, 2020 (31)
Completed 25+ passes:	Nick Starkel vs. San Jose State, 2019 (28)
Completed 20+ passes:	Feleipe Franks at Texas A&M, 2020 (23)
Threw 5+ touchdown passes:	Brandon Allen at Mississippi State, 2015 (7)
Threw 4+ touchdown passes:	Feleipe Franks at Auburn, 2020 (4)
Threw 3+ touchdown passes:	Feleipe Franks at Texas A&M, 2020 (3)
Threw 2+ touchdown passes:	Feleipe Franks at Texas A&M, 2020 (3)
Threw 2+ touchdown passes in consecutive games:	Feleipe Franks at Mississippi State, 2020 (2) Feleipe Franks at Auburn, 2020 (4)
Threw 5+ interceptions:	Nick Starkel vs. San Jose State, 2019 (5)
Threw 4+ interceptions:	Nick Starkel vs. San Jose State, 2019 (5)
Threw 3+ interceptions:	Nick Starkel at Alabama, 2019 (3)
Completed pass for 90+ yards:	Matt Jones at Tennessee, 2002 (92)
Completed pass for 80+ yards:	Tyler Wilson vs. Rutgers, 2012 (80)
Completed pass for 70+ yards:	Austin Allen vs. Texas State, 2016 (73)
Completed pass for 60+ yards:	Nick Starkel vs. San Jose State, 2019 (62)
Completed pass for 50+ yards:	Feleipe Franks vs. Ole Miss, 2020 (55)

RECEIVING

Caught 10+ passes:	Treyton Burks vs. Ole Miss, 2020 (11)
Caught 9+ passes:	Treyton Burks vs. Ole Miss, 2020 (11)
Caught 8+ passes:	Treyton Burks vs. Ole Miss, 2020 (11)
Caught 7+ passes:	Treyton Burks at Texas A&M, 2020 (7)
Caught 10+ passes in consecutive games:	Cobi Hamilton vs. Tulsa, 2012 (11) vs. Ole Miss, 2012 (12)
Had 300+ yards receiving:	Cobi Hamilton vs. Rutgers, 2012 (303)
Had 200+ yards receiving:	Cobi Hamilton vs. Rutgers, 2012 (303)
Had 175+ yards receiving:	Cobi Hamilton vs. Tulsa, 2012 (177)
Had 150+ yards receiving:	Drew Morgan vs. Texas A&M, 2015 (155)
Had 100+ yards receiving:	Treyton Burks at Texas A&M, 2020 (117)
Had 100+ yards receiving in consecutive games:	Treyton Burks vs. Ole Miss, 2020 (137) at Texas A&M, 2020 (117)
Had 100+ yards receiving (tight end):	Hunter Henry vs. Mississippi State, 2015 (129)
Caught 3+ TD passes:	Jeremy Sprinkle vs. Mississippi State, 2015 (3)
Caught 2+ TD passes:	Treyton Burks at Texas A&M, 2020 (2)
Caught 2+ TD passes (tight end):	Cheyenne O'Grady vs. LSU, 2018 (2)
2+ tight ends caught TD passes:	Hunter Henry (2) & Jeremy Sprinkle (3) vs. Mississippi State, 2015

TOTAL OFFENSE

Had 450+ yards total offense:	Tyler Wilson vs. Texas A&M, 2011 (481)
Had 400+ yards total offense:	Brandon Allen vs. Mississippi State, 2015 (411)
Had 350+ yards total offense:	Nick Starkel vs. San Jose State, 2019 (364)
Had 300+ yards total offense:	Feleipe Franks at Texas A&M, 2020 (330)
Had 100 yards both passing and rushing:	Matt Jones vs. Ole Miss, 2004 (Rushing - 126, Passing - 108)

SCORING

Accounted for 5+ touchdowns:	Rawleigh Williams III at Mississippi State, 2016 (5)
Accounted for 4+ touchdowns:	Feleipe Franks at Auburn, 2020 (4)
Accounted for 3+ touchdowns:	Feleipe Franks at Texas A&M, 2020 (3)
Scored 4+ touchdowns:	Rawleigh Williams III at Mississippi State, 2016 (5)
Scored 3+ touchdowns:	Rawleigh Williams III at Mississippi State, 2016 (5)
Scored 2+ touchdowns:	Treyton Burks at Texas A&M, 2020 (2)
Multiple players score 2+ touchdowns:	Chase Hayden (2) and Jonathan Nance (2) vs. New Mexico State, 2017

DEFENSE

Intercepted 3+ passes:	Hudson Clark vs. Ole Miss, 2020 (3)
Intercepted 2+ passes:	Hudson Clark vs. Ole Miss, 2020 (3)
Recovered 2+ fumbles:	Chevin Calloway vs. Eastern Illinois, 2018 (2)
Forced 2+ fumbles:	McTelvin Agim at Colorado State, 2018 (2)
Recorded 5+ sacks:	Wayne Martin vs. Ole Miss, 1988 (5.0)
Recorded 3+ sacks:	Chris Smith vs. Southern Miss, 2013 (3.0-22)
Recorded 2+ sacks:	Jamario Bell vs. Texas A&M, 2019 (2.0-11)
Recorded 5+ tackles for loss:	Jermaine Brooks vs. Auburn, 2001 (5-16)
Recorded 3+ tackles for loss:	Bumper Pool at Texas A&M, 2020 (3.0-3)
Recorded 20+ tackles:	Bumper Pool at Mississippi State, 2020 (20)
Recorded 10+ tackles:	Bumper Pool at Texas A&M (14)
Recorded 10+ tackles in back-to-back games:	Jalen Catalon at Mississippi State, 2020 (13) at Auburn (14)
Recorded 10+ tackles in three straight games:	DeJon Harris vs. Texas A&M, 2018 (16) vs. Alabama, 2018 (11) vs. Ole Miss, 2018 (13)
Recorded 15+ tackles in back-to-back games:	Tony Bua vs. Kentucky, 2003 (15) vs. South Carolina, 2003 (19)
Recorded 15+ tackles twice in one season:	Brooks Ellis vs. Alabama, 2015 (15) vs. Mississippi State, 2015 (15)
Returned an interception for a touchdown:	Jalen Catalon, Grant Morgan vs. Ole Miss, 2020
Returned a fumble for a touchdown:	DeJon Harris (6) vs. Texas A&M, 2019

SPECIAL TEAMS

Scored 10+ points kicking:	Connor Limpert vs. Colorado State, 2019 (13)
Made 5+ field goals:	Kendall Trainor vs. Texas A&M, 1988 (5)
Made 4+ field goals:	Connor Limpert vs. Ole Miss, 2018 (4)
Made two field goals of 50+ yards:	Steve Little vs. Oklahoma State, 1976 (53 & 57)
Made one field goal of 50+ yards:	Connor Limpert vs. Colorado State, 2019 (54)
Kicked a punt of 70+ yards:	Sam Irwin-Hill vs. South Carolina, 2013 (79)
Kicked a punt of 60+ yards:	Reid Bauer vs. Ole Miss, 2018 (64)
Punted 10+ times:	Toby Baker at Auburn, 2016 (10)
Totalled 175+ kick return yards:	DeCori Birmingham vs. Alabama, 2002 (197)
Totalled 150+ kick return yards:	Dennis Johnson at Texas, 2008 (150)
Totalled 100+ kick return yards:	Treyton Burks vs. Mississippi State, 2019 (134)
Totalled 50+ punt return yards:	D.J. Dean vs. Nicholls, 2014 (94)

THE LAST TIME AN OPPONENT ...

RUSHING

Had 500+ yards rushing:	at Auburn, 2016 (543)
Had 400+ yards rushing:	Mississippi State, 2019 (460)
Had 300+ yards rushing:	Mississippi State, 2019 (460)
Had 200+ yards rushing:	Ole Miss, 2020 (242)
Had 70+ rushing attempts:	at Mississippi State, 2010 (70)
Had 60+ rushing attempts:	Missouri, 2017 (60)
Had 50+ rushing attempts:	Ole Miss, 2020 (53)
Had 7+ rushing TDs:	at Auburn, 2016 (7)
Had 6+ rushing TDs:	at Auburn, 2016 (7)
Had 5+ rushing TDs:	at LSU, 2019 (5)
Had 4+ rushing TDs:	at LSU, 2019 (5)

PASSING

Had 500+ yards passing:	Mississippi State, 2015 (508)
Had 400+ yards passing:	San Jose State, 2019 (402)
Had 300+ yards passing:	at Mississippi State, 2020 (313)
Had 200+ yards passing:	at Texas A&M, 2020 (260)
Had 60+ pass attempts:	at Mississippi State, 2020 (60)
Had 50+ pass attempts:	at Mississippi State, 2020 (60)
Had 40+ pass attempts:	at Mississippi State, 2020 (60)
Had 30+ pass attempts:	Ole Miss, 2020 (38)
Had 40+ pass completions:	at Mississippi State, 2020 (43)
Had 30+ pass completions:	at Mississippi State, 2020 (43)
Had 25+ pass completions:	at Mississippi State, 2020 (43)
Had 20+ pass completions:	at Texas A&M, 2020 (21)
Had 5+ passing TDs:	at Mississippi State, 2018 (5)
Had 4+ passing TDs:	Auburn, 2019 (4)
Had 3+ passing TDs:	at Texas A&M, 2020 (3)

RECEIVING

Had two players with 100-yards receiving in a game:	Alabama, 2018 (Jerry Jeudy, 135 - Irv Smith Jr., 123)
Had 4+ players catch 5+ passes:	at Mississippi State, 2020 (J. Marks - 10, Dillon Johnson - 8, Jaden Walley - 6, Osirus Mitchell - 5, Malik Heath - 5)
Had 3+ players catch 5+ passes:	at Mississippi State, 2020 (J. Marks - 10, Dillon Johnson - 8, Jaden Walley - 6, Osirus Mitchell - 5, Malik Heath - 5)
Had 10+ players catch a pass:	Mississippi State, 2019 (10)
Had 8+ players catch a pass:	Mississippi State, 2020 (9)

TOTAL OFFENSE

Had 700+ yards total offense:	at Southern California, 2005 (736)
Had 650+ yards total offense:	Missouri, 2017 (696)
Had 600+ yards total offense:	at LSU, 2019 (612)
Had 550+ yards total offense:	at LSU, 2019 (612)
Had 500+ yards total offense:	at LSU, 2019 (612)
Had 400+ yards total offense:	at Texas A&M, 2020 (442)
Had 100+ plays total offense:	Missouri, 2017 (102)
Had 90+ plays total offense:	Ole Miss, 2020 (91)
Had 80+ plays total offense:	Ole Miss, 2020 (91)
Had 75+ plays total offense:	Ole Miss, 2020 (91)

SCORING

Scored 70+ points:	at Southern California, 2005 (70)
Scored 60+ points:	Alabama, 2018 (65)
Scored 50+ points:	at LSU, 2019 (56)
Scored 40+ points:	at Texas A&M, 2020 (42)
Scored 30+ points:	at Texas A&M, 2020 (42)
Scored a two-point conversion rushing:	Georgia, 2020
Scored a two-point conversion passing:	at Colorado State, 2018
Failed on a two-point conversion attempt:	Mississippi State, 2019

TURNOVERS

Had 5+ fumbles:	Eastern Illinois, 2018 (6, lost 5)
Had 4+ fumbles lost:	Eastern Illinois, 2018 (5)
Had 3+ fumbles lost:	Eastern Illinois, 2018 (5)
Committed 5+ turnovers:	Eastern Illinois, 2018 (5)
Did not commit a turnover:	Alabama, 2019
Intercepted 8+ Arkansas passes:	at SMU, 1951 (8)
Intercepted 7+ Arkansas passes:	at SMU, 1951 (8)
Intercepted 6+ Arkansas passes:	North Texas, 2018 (6)
Intercepted 5+ Arkansas passes:	San Jose State, 2019 (5)
Intercepted 4+ Arkansas passes:	San Jose State, 2019 (5)
Intercepted 3+ Arkansas passes:	Georgia, 2020 (3)
Returned an interception for a touchdown:	Georgia, 2020
Returned a fumble for a touchdown:	at Missouri, 2018

DEFENSE

Held Arkansas to 10 or fewer first downs:	at Alabama, 2015 (10)
Recorded 9+ sacks:	Oklahoma, 2001 (9.0-55)
Recorded 8+ sacks:	Oklahoma, 2001 (9.0-55)
Recorded 7+ sacks:	Alabama, 2016 (7.0-53)
Recorded 6+ sacks:	vs. Auburn, 2017 (6.0-34)
Scored a safety:	Georgia, 2020
Held Arkansas to 50 or fewer yards rushing:	Ole Miss, 2020 (16)
Held Arkansas to 25 or fewer yards rushing:	LSU, 2018 (16)
Held Arkansas to 100 or fewer yards passing:	Missouri, 2019 (77)
Held Arkansas to 50 or fewer yards passing:	South Carolina, 2013 (30)
Held Arkansas to 300 or less yards total offense:	at Mississippi State, 2020 (275)
Held Arkansas to 200 or less yards total offense:	at Missouri, 2018 (187)
Held Arkansas to 100 or fewer yards both rushing & passing:	Alabama, 2012 (Rush - 58, Pass - 79)

SPECIAL TEAMS

Returned a punt for a TD:	North Texas, 2018
Returned a kickoff for a TD:	vs. Texas A&M, 2018
Punted 10+ times:	Chattanooga, 2007 (12)
Punted 10+ times in consecutive games:	North Texas, 2007 (10)
Did not punt:	Chattanooga, 2007 (12)
Missed a kicking PAT:	Alabama, 2018
Missed two kicking PATs:	Auburn, 2019
Blocked a field goal:	at LSU, 2017
Blocked a punt:	Kansas State, 2015
	at Auburn, 2020

MISCELLANEOUS

Had 30+ first downs:	Ole Miss, 2018 (32)
Had 10+ penalties:	Georgia, 2020 (12)
Had 100+ yards in penalties:	Georgia, 2020 (108)
Had 35+ minutes of possession time:	at Mississippi State, 2020 (36:20)
Had two 100-yard rushers and one 100-yard receiver:	Texas A&M, 2017 (Kellen Mond - 109 rushing, Keith Ford - 102 rushing & Christian Kirk - 110 receiving)
Had one 100-yard rusher and one 100-yard receiver:	at Auburn, 2020 (Tank Bigsby - 146 rushing & Anthony Schwartz - 10 receiving)
Had one 100-yard rusher and two 100-yard receivers:	Alabama, 2018 (Damien Harris - 111 rushing, Jerry Jeudy - 135 receiving & Irv Smith Jr. - 123 receiving)

LAST TIME AN INDIVIDUAL OPPONENT . . .

INDIVIDUAL RUSHING

Rushed 40+ times: Travis Stephens (41), Tennessee (2001)
 Rushed 35+ times: Ish Witter (39), Missouri (2017)
 Rushed 30+ times: Ish Witter (39), Missouri (2017)
 Rushed for 200+ yards: Kylin Hill (234), Mississippi State (2019)
 Rushed for 175+ yards: Clyde Edwards-Helaire (188), at LSU (2019)
 Rushed for 150+ yards: Clyde Edwards-Helaire (188), at LSU (2019)
 Rushed for 125+ yards: Tank Bigsby (146), at Auburn (2020)
 Rushed for 100+ yards: Jerriion Ealy (112), vs. Ole Miss (2020)
 Rushed for 4+ touchdowns: Nick Fitzgerald (4), Mississippi State (2016)
 Rushed for 3+ touchdowns: Clyde Edwards-Helaire (3), at LSU (2019)
 Had a run of 80+ yards: Clyde Edwards-Helaire (89), at LSU (2019)
 Had a run of 70+ yards: Clyde Edwards-Helaire (89), at LSU (2019)
 Had a run of 60+ yards: Clyde Edwards-Helaire (89), at LSU (2019)
 Had a run of 50+ yards: Clyde Edwards-Helaire (89), at LSU (2019)

INDIVIDUAL PASSING

Passed for 500+ yards: Dak Prescott (508), Mississippi State (2015)
 Passed for 450+ yards: Dak Prescott (508), Mississippi State (2015)
 Passed for 400+ yards: Josh Love (402), San Jose State (2019)
 Passed for 300+ yards: K.J. Costello (313), at Mississippi State (2020)
 Attempted 60+ passes: Kolton Browning (67), Louisiana-Monroe (2012)
 Attempted 50+ passes: K.J. Costello (59), at Mississippi State (2020)
 Attempted 40+ passes: K.J. Costello (59), at Mississippi State (2020)
 Completed 40+ passes: K.J. Costello (59), at Mississippi State (2020)
 Completed 30+ passes: K.J. Costello (59), at Mississippi State (2020)
 Completed 20+ passes: Kellen Mond (21), at Texas A&M (2020)
 Threw 5+ touchdown passes: Drew Lock (5), Missouri (2017)
 Threw 4+ touchdown passes: Nick Fitzgerald (4), at Mississippi State (2018)
 Threw 3+ touchdown passes: Kellen Mond (3), at Texas A&M (2020)
 Completed a pass for 90+ yards: Trevor Knight (92), Texas A&M (2016)
 Completed a pass for 80+ yards: Kellen Mond (81), Texas A&M (2017)
 Completed a pass for 70+ yards: Patrick O'Brien (75), Colorado State (2019)
 Completed a pass for 60+ yards: Ty Storey (69), Western Kentucky (2019)

INDIVIDUAL RECEIVING

Caught 15+ passes: Willie Goshu (17), Auburn (1995)
 Caught 10+ passes: Elijah Moore (11), vs. Ole Miss (2020)
 Caught 7+ passes: Elijah Moore (11), vs. Ole Miss (2020)
 Had 200+ yards receiving: Jamayel Smith (208), Mississippi State (2007)
 Had 150+ yards receiving: Tre Walker (161), San Jose State (2019)
 Had 100+ yards receiving: Elijah Moore (113), vs. Ole Miss (2020)
 Caught 3+ TD passes: A. Hollins (3), Eastern Illinois (2018)
 Caught 2+ TD passes: J. Wydermyer (2), at Texas A&M (2020)

INDIVIDUAL TOTAL OFFENSE

Had 400+ yards total offense: Jordan Ta'amu (528; Pass - 387, Rush - 141), Ole Miss (2018)
 Had 300+ yards total offense: Joe Burrow (351; Pass - 327, Rush - 24), at LSU (2019)
 Had 100 yards both passing and rushing: Jordan Ta'amu (528; Pass - 387, Rush - 141), Ole Miss (2018)

INDIVIDUAL SCORING

Accounted for 6+ touchdowns: Nick Fitzgerald (Mississippi State), 2016 (6)
 Accounted for 5+ touchdowns: Nick Fitzgerald (Mississippi State), 2018 (5)
 Accounted for 4+ touchdowns: Bo Nix (Auburn), 2018 (3 pass, 1 rush)
 Scored 4+ touchdowns: Peyton Barber (Auburn), 2015 (4)
 Scored 3+ touchdowns: Kylin Hill (Mississippi State), 2019 (3)

INDIVIDUAL DEFENSE

Intercepted 3+ passes: Minkah Fitzpatrick (3), Alabama (2016)
 Intercepted 2+ passes: Richard LeCounte (2), Georgia (2020)
 Recorded 3+ sacks: JaCoby Stevens (3.0), at LSU (2019)
 Recorded 2+ sacks: JaCoby Stevens (3.0), at LSU (2019)

SPECIAL TEAMS

Kicked 5+ field goals: Dan Nystrom (5-5), Minnesota (2002)
 Kicked four field goals: Wyatt Bryan (4-4), at Colorado State (2018)
 Returned a punt for a TD: Keegan Brewer, North Texas (2018)
 Returned a kick for a TD: Jashaun Corbin, vs. Texas A&M (2018)

GAME 6: TENNESSEE

ARKANSAS BIG PLAYS FROM SCRIMMAGE

Opponent	Rushing					Passing			
	10-19	20-29	30-39	40-49	50+	20-29	30-39	40-49	50+
Georgia	3	0	0	0	0	3	0	1	0
at Miss. State	2	0	0	0	0	1	0	0	1
at Auburn	3	0	0	0	0	1	2	1	0
Ole Miss	6	0	0	0	0	0	0	0	1
at Texas A&M	4	2	0	0	0	2	1	0	0
Tennessee									
at Florida									
LSU									
at Missouri									
Alabama									
Totals	18	2	0	0	0	7	3	2	2

OPPONENT BIG PLAYS FROM SCRIMMAGE

Opponent	Rushing					Passing			
	10-19	20-29	30-39	40-49	50+	20-29	30-39	40-49	50+
Georgia	3	1	0	0	0	2	0	0	0
at Miss. State	1	0	0	0	0	0	1	0	0
at Auburn	10	1	0	1	0	1	2	0	0
Ole Miss	6	0	0	1	0	2	1	0	0
at Texas A&M	5	1	0	0	0	2	2	0	0
Tennessee									
at Florida									
LSU									
at Missouri									
Alabama									
Totals	25	3	0	2	0	7	6	0	0

FIRST DOWN GAME LOG

Arkansas					Opponents				
Opponent	Rush	Pass	Penalty	Total	Opponent	Rush	Pass	Penalty	Total
Georgia	4	8	3	15	Georgia	8	10	1	19
at Miss. State	6	10	1	17	at Miss. State	5	19	0	24
at Auburn	5	15	2	22	at Auburn	14	10	0	24
Ole Miss	10	13	1	24	Ole Miss	13	10	0	23
at Texas A&M	12	13	4	29	at Texas A&M	9	12	4	25
Tennessee					Tennessee				
at Florida					at Florida				
LSU					LSU				
at Missouri					at Missouri				
Alabama					Alabama				
TOTAL	37	59	11	107	TOTAL	49	61	5	115

TURNOVER CHART

Takeaways					Giveaways				
Opponent	Fumbles	Interceptions	Total	Pts Off	Fumbles	Interceptions	Total	Points Off	Margin
Georgia	1	1	2	3	0	3	3	14	-1
at Miss. State	1	3	4	7	2	0	2	0	+2
at Auburn	0	0	0	0	0	0	0	0	0
Ole Miss	1	6	7	24	1	1	2	0	+5
at Texas A&M	0	0	0	0	0	0	0	0	0
Tennessee									
at Florida									
LSU									
at Missouri									
Alabama									
TOTAL	3	10	13	34	3	4	7	14	+6

DRIVE SUPERLATIVES

Longest Drive

By No. of Plays
By No. of Yards
By Time of Possession

Arkansas

13 2x last (85 yards, 5:30) at Auburn, TD
95 (11 plays, 4:11) vs. Ole Miss, TD
5:30 (13 plays, 85 yards) at Auburn, TD

Opponents

16 (74 yards, 4:22) vs. Ole Miss, downs
81 (13 plays, 5:38) vs. Georgia, TD
7:45 (15 plays, 75 yards) at Mississippi St., TD

Shortest Drive

By No. of Plays
By No. of Yards
By Time of Possession

Arkansas

1 3x last (-8 yards, 0:10) vs. Ole Miss, fumble
-13 (6 plays, 2:10) at Mississippi St., punt
0:01 (1 play, -4 yards) at Mississippi St., end of half

Opponents

1 6x last (-1 yards, 0:36) at Texas A&M, end of game
-7 2x last (4 plays, 1:39) vs. Ole Miss, INT
0:06 (1 play, -1 yards) at Texas A&M, end of half

Scoring Drive Breakdown

Yardage	ARKANSAS		OPPONENT	
	TD	FG	TD	FG
No drive	2	-	2	-
Neg. Yards	-	-	-	-
0-9	-	-	-	-
10-19	-	-	-	-
20-29	-	-	1	2
30-39	-	-	-	-
40-49	-	2	-	1
50-59	-	2	3	2
60-69	3	-	4	-
70-79	6	1	6	-
80-89	2	-	2	-
90-99	2	-	-	-
TOTALS	16	5	18	5

Game-Opening Drives

OPP	ARKANSAS			OPPONENTS		
	PTS	ISTS	YDS	PTS	ISTS	YDS
Georgia	0	0	6	0	1	34
at Miss. State	0	0	9	0	3	39
at Auburn	0	0	6	0	1	15
Ole Miss	0	0	7	0	4	55
at Texas A&M	7	5	87	0	1	19
Tennessee						
at Florida						
LSU						
at Missouri						
Alabama						
TOTALS	7	5	115	0	10	162

Second Half-Opening Drives

OPP	ARKANSAS			OPPONENTS		
	PTS	ISTS	YDS	PTS	ISTS	YDS
Georgia	3	3	43	0	1	38
at Miss. State	7	5	75	7	6	76
at Auburn	6	6	85	0	3	30
Ole Miss	0	1	11	0	4	74
at Texas A&M	3	4	58	7	4	75
Tennessee						
at Florida						
LSU						
at Missouri						
Alabama						
TOTALS	19	19	272	14	18	293

Three & Out Drives

	ARKANSAS	OPPONENT
	THREE-&-OUTS/DRIVES	THREE-&-OUTS/DRIVES
Georgia	8/16 (50.0%)	1/16 (6.3%)
at Mississippi State	4/13 (30.8%)	3/13 (23.1%)
at Auburn	4/13 (30.8%)	1/11 (9.1%)
Ole Miss	3/14 (21.4%)	2/16 (12.5%)
at Texas A&M	1/11 (9.1%)	2/12 (16.7%)
Tennessee		
at Florida		
LSU		
at Missouri		
Alabama		
TOTALS	20/67 (29.9%)	9/68 (13.2%)

GAME 6: TENNESSEE

ARKANSAS DRIVE CHARTS

Georgia					
Qtr.	Time	Start	Pl-Yds	TOP	Result
1st	15:00	AR25	3-6	0:55	punt
1st	11:05	AR09	7-91	2:17	*TOUCHDOWN
1st	07:41	AR10	3-5	0:36	punt
1st	05:14	AR07	3-29	0:41	interception
1st	03:14	AR05	3-2	0:50	punt
1st	00:49	AR01	4-(-1)	1:19	*SAFETY
2nd	11:47	AR20	3-5	1:40	punt
2nd	06:11	AR24	3-6	1:01	punt
2nd	03:37	AR21	6-37	2:37	punt
3rd	12:38	AR49	11-43	4:15	*FIELD GOAL
3rd	06:00	AR16	3-(-1)	1:29	punt
3rd	03:20	AR25	2-2	0:27	interception
3rd	02:53	AR25	3-25	1:00	interception
4th	11:15	AR25	3-6	2:26	punt
4th	05:24	AR11	3-6	1:25	punt
4th	01:23	AR25	8-34	1:16	downs

at Mississippi State

Qtr.	Time	Start	Pl-Yds	TOP	Result
1st	03:59	AR25	3-9	1:01	punt
1st	00:02	AR06	13-91	4:37	fumble
2nd	08:00	AR31	8-69	2:33	*TOUCHDOWN
2nd	04:46	AR48	4-11	1:55	punt
2nd	01:18	AR36	4-3	0:39	punt
2nd	00:01	AR27	1-(-4)	0:01	end of half
3rd	15:00	AR25	11-75	3:39	*TOUCHDOWN
3rd	03:50	AR25	4-15	1:47	punt
4th	14:20	AR47	3-(-4)	1:22	punt
4th	11:13	AR32	2-(-11)	0:32	fumble
4th	08:52	AR13	3-0	1:20	punt
4th	04:39	AR09	3-9	2:04	punt
4th	02:35	MS37	6-(-13)	2:10	punt

at Auburn

Qtr.	Time	Start	Pl-Yds	TOP	Result
1st	15:00	AR25	3-6	1:18	punt
1st	10:56	AR10	5-25	2:24	punt
1st	05:56	AR03	3-1	1:24	punt
1st	04:32	AR35	3-0	1:22	punt
1st	00:36	AR25	5-22	1:25	punt
2nd	09:22	AR35	8-65	2:58	*TOUCHDOWN
2nd	04:15	AR25	6-75	2:00	*TOUCHDOWN
2nd	00:38	AR25	3-8	0:38	end of half
3rd	09:44	AR15	13-85	5:30	*TOUCHDOWN
4th	14:51	AR25	10-70	3:14	*FIELD GOAL
4th	10:19	AR30	10-70	4:50	*TOUCHDOWN
4th	02:38	AR20	3-2	0:32	punt
4th	00:07	AR25	1-16	0:07	end of game

Ole Miss

Qtr.	Time	Start	Pl-Yds	TOP	Result
1st	15:00	AR25	3-7	1:03	punt
1st	09:58	AR05	11-95	4:11	*TOUCHDOWN
1st	02:42	AR02	9-37	4:03	punt
2nd	13:15	MS48	7-42	2:25	*FIELD GOAL
2nd	08:09	AR31	3-7	1:27	punt
2nd	05:02	AR35	12-50	3:21	*FIELD GOAL
2nd	01:02	AR27	6-15	0:52	punt
3rd	10:38	AR01	5-11	1:56	punt
3rd	04:35	AR25	1-(-8)	0:10	fumble
3rd	04:16	AR12	6-38	2:19	interception
3rd	00:40	AR29	3-(-6)	1:00	punt
4th	12:06	AR30	11-70	4:30	*TOUCHDOWN
4th	05:30	AR31	4-17	1:44	punt
4th	01:28	MS30	2-24	1:28	end of game

OPPONENT DRIVE CHARTS

Georgia					
Qtr.	Time	Start	Pl-Yds	TOP	Result
1st	14:05	GA34	6-19	3:00	punt
1st	08:48	GA25	3-9	1:07	punt
1st	07:05	GA50	4-(-7)	1:51	punt
1st	04:33	AR15	3-3	1:19	interception
1st	02:24	GA44	4-9	1:35	punt
2nd	14:30	AR45	7-3	2:43	punt
2nd	10:07	GA39	10-37	3:56	downs
2nd	05:10	GA20	5-5	1:33	punt
2nd	01:00	GA20	8-59	1:00	*FIELD GOAL
3rd	15:00	GA25	6-33	2:22	fumble
3rd	08:23	GA43	6-57	2:23	*TOUCHDOWN
3rd	04:31	AR24	4-24	1:11	*TOUCHDOWN
3rd	01:53	GA19	13-81	5:38	*TOUCHDOWN
4th	08:49	GA25	5-1	3:25	punt
4th	03:59	AR43	6-22	2:36	*FIELD GOAL
4th	00:07	GA41	1-(-2)	0:07	end of game

at Mississippi State

Qtr.	Time	Start	Pl-Yds	TOP	Result
1st	15:00	MS27	7-39	3:16	interception
1st	11:44	MS25	15-75	7:45	*TOUCHDOWN
1st	02:58	MS18	6-38	2:56	punt
2nd	10:25	MS03	5-20	2:25	punt
2nd	05:27	MS25	3-(-3)	0:41	punt
2nd	02:51	MS20	6-26	1:33	interception
2nd	00:39	MS18	3-6	0:38	punt
3rd	11:11	MS24	14-76	7:21	*TOUCHDOWN
3rd	02:03	MS23	6-45	2:43	interception
4th	12:58	MS09	3-8	1:45	punt
4th	10:41	AR21	4-8	1:49	downs
4th	07:32	AR30	7-21	2:53	downs
4th	00:25	MS12	5-31	0:25	end of game

at Auburn

Qtr.	Time	Start	Pl-Yds	TOP	Result
1st	13:42	AU28	5-15	2:46	punt
1st	08:32	AU17	7-39	2:36	punt
1st	03:10	AU23	5-47	2:34	*FIELD GOAL
2nd	14:11	AU20	10-80	4:49	*TOUCHDOWN
2nd	06:16	AU33	4-22	2:01	punt
2nd	02:15	AU35	6-57	1:37	*FIELD GOAL
3rd	14:53	AU24	11-30	5:09	punt
3rd	04:03	AU36	9-64	4:12	*TOUCHDOWN
4th	11:32	AU14	3-8	1:13	punt
4th	05:29	AU35	7-48	2:51	missed fg
4th	02:06	AR45	7-23	1:59	*FIELD GOAL

Ole Miss

Qtr.	Time	Start	Pl-Yds	TOP	Result
1st	13:57	MS40	13-55	3:59	fumble
1st	05:47	MS35	7-29	3:05	punt
2nd	13:39	MS12	2-8	0:24	interception
2nd	10:50	MS25	1-0	0:10	interception
2nd	10:40	MS25	7-44	2:31	downs
2nd	06:42	MS20	3-5	1:40	punt
2nd	01:41	MS25	3-0	0:39	punt
2nd	00:10	MS20	1-4	0:10	end of half
3rd	15:00	MS25	16-74	4:22	downs
3rd	08:42	MS44	10-56	4:07	*TOUCHDOWN
3rd	04:25	AR17	1-0	0:09	interception
3rd	01:57	MS39	6-27	1:17	interception
4th	14:40	MS34	8-66	2:34	*TOUCHDOWN
4th	07:36	MS27	7-73	2:06	*TOUCHDOWN
4th	03:46	MS16	2-(-2)	0:39	interception
4th	03:07	MS31	4-(-7)	1:39	interception

GAME 6: TENNESSEE

ARKANSAS DRIVE CHARTS

at Texas A&M

Qtr.	Time	Start	Pl-Yds	TOP	Result
1st	12:58	AR13	12-87	4:49	*TOUCHDOWN
1st	03:57	AR25	3-3	1:01	punt
1st	00:34	AR25	9-44	3:16	missed fg
2nd	06:43	AR25	8-75	2:30	*TOUCHDOWN
2nd	01:13	AR25	5-43	1:07	missed fg
3rd	15:00	AR25	11-58	4:38	*FIELD GOAL
3rd	05:22	AR25	5-15	1:50	punt
3rd	00:56	AR25	8-75	2:47	*TOUCHDOWN
4th	09:39	AR24	4-15	1:21	punt
4th	06:39	AR45	6-27	2:13	downs
4th	02:05	AR31	6-69	1:29	*TOUCHDOWN

OPPONENT DRIVE CHARTS

at Texas A&M

Qtr.	Time	Start	Pl-Yds	TOP	Result
1st	15:00	TAMU25	4-19	2:02	punt
1st	08:09	TAMU25	8-75	4:12	*TOUCHDOWN
1st	02:56	TAMU42	4-58	2:22	*TOUCHDOWN
2nd	12:18	TAMU31	11-69	5:35	*TOUCHDOWN
2nd	04:13	TAMU26	7-74	3:00	*TOUCHDOWN
2nd	00:06	TAMU32	1-(-1)	0:06	end of half
3rd	10:22	TAMU25	9-75	5:00	*TOUCHDOWN
3rd	03:32	TAMU32	6-68	2:36	*TOUCHDOWN
4th	13:09	TAMU25	5-11	3:30	punt
4th	08:18	TAMU12	3-3	1:39	punt
4th	04:26	TAMU28	3-(-2)	2:21	punt
4th	00:36	AR46	1-(-1)	0:36	end of game



SAM CARTER
CORNERBACKS



BRAD DAVIS
OFFENSIVE LINE



DERRICK LEBLANC
DEFENSIVE LINE



SCOTT FOUNTAIN
SPECIAL TEAMS COORDINATOR




JIMMY SMITH
RUNNING BACKS



JON COOPER
TIGHT ENDS



RION RHODES
LINEBACKERS



JUSTIN STEPP
WIDE RECEIVERS



BARRY ODOM
DEFENSIVE COORDINATOR/S



SAM PITTMAN
HEAD COACH



KENDAL BRILES
OFFENSIVE COORDINATOR/QB



GAME 6: TENNESSEE

ALPHABETICAL ROSTER

No.	Name	Pos.
30	Reid Bauer	P
46	Nathan Bax	TE
24	LaDarius Bishop	DB
15	Simeon Blair	DB
43	Brooks Both	LB
5	Rakeem Boyd	RB
44	Andy Boykin	DL
15	Braden Bratcher	QB
9	Greg Brooks Jr.	DB
34	Martaveous Brown	DB
21	Montaric Brown	DB
26	Donte Buckner	RB
16	Treyton Burks	WR
33	Kelin Burrle	LB
23	Devin Bush	CB
90	Vito Calvaruso	K
40	George Caratan	P
91	Taurean Carter	DL
1	Jalen Catalon	DB
6	Kendall Catalon	WR
4	Malik Chavis	DB
53	Eli Chism	LS
17	Hudson Clark	DB
66	Thy Clary	OL
57	Shane Clinin	OL
13	Julius Coates	DL
85	Harper Cole	WR
86	Kevin Compton	WR
38	Jon Conley	DB
11	Jaquayln Crawford	WR
76	Myron Cunningham	OL
75	Ray Curry Jr.	OL
20	Jordan Curtis	DB
30	Levi Draper	LB
32	Deon Edwards	LB
7	Joe Foucha	DB
39	H.T. Fountain	LS
13	Feleipe Franks	QB
48	Nicholas Fulwider	DL
33	Karch Gardiner	WR
73	Noah Gatlin	OL
5	Dorian Gerald	DL
50	Eric Gregory	DL
92	Elias Hale	DL
41	T.J. Hammonds	WR
95	Morgan Hanna	DL
83	Marcus Henderson	TE/OL
27	Hayden Henry	LB
82	Hudson Henry	TE
2	Malik Hornsby	QB
59	Griffin Hunt	OL
4	Koilan Jackson	WR
99	Enoch Jackson Jr.	DL
0	Jerry Jacobs	DB
1	KJ Jefferson	QB
47	Cedric Johnson	LB
20	Dominique Johnson	RB
0	Khari Johnson	DB
9	John Stephen Jones	QB
70	Luke Jones	OL
97	Xavier Kelly	DL
87	Blake Kern	TE
7	Trey Knox	WR
62	Brady Latham	OL
55	Beaux Limmer	OL
18	Jack Lindsey	QB
43	Sam Loy	P
42	Jonathan Marshall	DL
18	Myles Mason	DB
4	Jarques McClellion	DB
90	Marcus Miller	DL
31	Grant Morgan	LB
19	Tyson Morris	WR
4	Shamar Nash	WR

NUMERICAL ROSTER

No.	Name	Pos.	Ht.	Wt.	Cl.	Exp.	Hometown (Previous School)
0	Jerry Jacobs	DB	5-11	203	R-Sr.	TR	Atlanta, Ga. (South Cobb HS/Arkansas St.)
0	Khari Johnson	DB	6-0	189	Fr.	HS	Boston, Mass. (Suffield Academy)
1	Jalen Catalon	DB	5-10	189	R-Fr.	RS	Mansfield, Texas (Mansfield Legacy HS)
1	KJ Jefferson	QB	6-3	236	R-Fr.	RS	Sardis, Miss. (North Panola HS)
2	Malik Hornsby	QB	6-2	183	Fr.	HS	Missouri City, Texas (Ft. Bend Marshall HS)
2	Myles Slusher	DB	6-0	186	Fr.	HS	Broken Arrow, Okla. (Broken Arrow HS)
3	Nick Turner	DB	5-11	189	Fr.	HS	New Orleans, La. (Brother Martin HS)
4	Malik Chavis	DB	6-2	194	R-Fr.	RS	Rison, Ark. (Rison HS)
4	Koilan Jackson	WR	6-2	228	R-Jr.	2L	Little Rock, Ark. (Joe T. Robinson HS)
4	Jarques McClellion	DB	6-0	188	R-Jr.	2L	Lake Worth, Fla. (American Heritage School)
4	Shamar Nash	WR	6-3	215	R-Fr.	RS	Memphis, Tenn. (IMG Academy)
5	Rakeem Boyd	RB	6-0	206	Sr.	2L	Stratford, Texas (Independence [Kan.] CC)
5	Dorian Gerald	DL	6-3	288	R-Sr.	1L	Florence, S.C. (College of the Canyons [Calif.]
6	Kendall Catalon	WR	5-9	182	R-Jr.	RS	Mansfield, Texas (Southern)
6	Jacorrei Turner	DB	6-2	193	Fr.	HS	Atlanta, Ga. (Woodward Academy)
7	Joe Foucha	DB	5-11	188	Jr.	2L	New Orleans, La. (McDonogh 35 HS)
7	Trey Knox	WR	6-5	207	So.	1L	Murfreesboro, Tenn. (Blackman HS)
8	Mike Woods	WR	6-1	196	Jr.	2L	Magnolia, Texas (Magnolia HS)
9	Greg Brooks Jr.	DB	5-11	185	So.	1L	Harvey, La. (West Jefferson HS)
9	John Stephen Jones	QB	5-11	202	R-So.	1L	Dallas, Texas (Highland Park HS)
10	Bumper Pool	LB	6-2	229	Jr.	2L	Lucas, Texas (Lovejoy HS)
10	De'Vion Warren	WR	5-10	186	Sr.	3L	Monroe, La. (Ouachita Parish HS)
11	Jaquayln Crawford	WR	5-10	172	R-So.	TR	Rockdale, Texas (Rockdale HS/Oklahoma)
11	Mataio Soli	DL	6-4	235	So.	1L	Douglasville, Ga. (Douglas County HS)
13	Julius Coates	DL	6-6	289	R-Jr.	TR	Rockford, Ill. (Guilford HS/East Miss. CC)
13	Feleipe Franks	QB	6-6	228	R-Sr.	TR	Crawfordville, Fla. (Wakulla HS/Florida)
14	Nathan Parodi	DB	5-9	175	R-So.	1L	Austin, Texas (Lake Travis HS)
14	Cade Pearson	QB	6-3	223	R-So.	TR	Texarkana, Texas (Texas HS/North Texas)
15	Simeon Blair	DB	5-10	204	R-So.	1L	Pine Bluff, Ark. (Pine Bluff HS)
15	Braden Bratcher	QB	5-11	172	Fr.	HS	Little Rock, Ark. (Pulaski Academy)
16	Treyton Burks	WR	6-3	232	So.	1L	Warren, Ark. (Warren HS)
17	Hudson Clark	DB	6-2	176	R-Fr.	RS	Dallas, Texas (Highland Park HS)
17	John David White	WR	5-11	171	R-Fr.	RS	Little Rock, Ark. (Pulaski Academy)
18	Jack Lindsey	QB	6-2	206	R-Sr.	2L	Fayetteville, Ark. (Springdale HS)
18	Myles Mason	DB	6-2	204	Jr.	2L	Trussville, Ala. (Hewitt-Trussville HS)
19	Tyson Morris	WR	6-1	202	R-Sr.	2L	Helena-West Helena, Ark. (Fayetteville HS)
20	Jordon Curtis	DB	6-0	176	R-Jr.	2L	Jenks, Okla. (Jenks HS)
20	Dominique Johnson	RB	6-1	240	Fr.	HS	Crowley, Texas (Crowley HS)
21	Montaric Brown	DB	6-0	190	R-Jr.	2L	Ashdown, Ark. (Ashdown HS)
22	Trelon Smith	RB	5-9	185	R-Jr.	RS	Houston, Texas (Arizona State)
23	Devin Bush	DB	6-0	200	R-Fr.	RS	New Orleans, La. (Edna Karr HS)
23	Josh Oglesby	RB	5-8	174	R-So.	SQ	Katy, Texas (Katy HS)
24	LaDarius Bishop	DB	6-0	192	R-So.	1L	Ashdown, Ark. (Ashdown HS)
25	Zach Zimos	LB	6-4	225	R-Fr.	RS	Sugar Land, Texas (Fort Bend Travis HS)
26	Donte Buckner	RB	5-11	192	Fr.	HS	Pine Bluff, Ark. (White Hall HS)
26	Micahh Smith	DB	6-0	211	R-Sr.	3L	Marshall, Texas (Marshall HS)
27	Hayden Henry	LB	6-2	229	Sr.	3L	Little Rock, Ark. (Pulaski Academy)
28	Andrew Parker	LB	6-2	235	R-So.	1L	New Orleans, La. (Sophie B. Wright HS)
29	Asa Shearin	LB	6-1	221	R-Fr.	RS	Jonesboro, Ark. (Jonesboro HS)
30	Reid Bauer	P	5-11	205	R-So.	RS	Magnolia, Texas (Magnolia HS)
30	Levi Draper	LB	6-1	223	R-Jr.	TR	Collinsville, Okla. (Collinsville HS/Oklahoma)
31	Grant Morgan	LB	5-11	222	R-Sr.	3L	Greenwood, Ark. (Greenwood HS)
32	Deon Edwards	LB	6-1	218	R-Sr.	3L	Clermont, Fla. (Lake Minneola HS)
32	Reid Turner	RB	5-10	181	R-Fr.	RS	Farmington, Ark. (Farmington HS)
33	Kelin Burrle	LB	6-0	212	Fr.	HS	Harvey, La. (Helen Cox HS)
33	Karch Gardiner	WR	5-9	176	R-Fr.	RS	El Paso, Texas (Del Valle HS)
34	Martaveous Brown	DB	6-0	182	Jr.	SQ	Marianna, Ark. (Arkansas Tech)
35	A.J. Reed	K	5-11	186	R-Sr.	TR	Prattville, Ala. (Prattville HS/Duke)
35	Jake Yurachek	LB	6-0	233	R-So.	1L	Friendswood, Texas (Friendswood HS/Colorado)
37	Eric Thomas Jr.	LB	6-3	248	Fr.	HS	Pensacola, Fla. (Booker T. Washington HS)
38	Jon Conley	DB	6-0	169	R-Fr.	SQ	Fayetteville, Ark. (Fayetteville HS)
39	H.T. Fountain	LS	6-0	233	Sr.	TR	Flomaton, Ala. (Lindsey Wilson/Escambia Academy)
40	George Caratan	P	6-2	213	Jr.	TR	Pacific Palisades, Calif. (St. Thomas More HS/Mich.)
41	T.J. Hammonds	WR	5-10	192	R-Sr.	3L	Little Rock, Ark. (Joe T. Robinson HS)
42	Jonathan Marshall	DL	6-3	317	R-Sr.	3L	Shepherd, Texas (Shepherd HS)
43	Brooks Both	LB	6-0	225	Fr.	HS	Harrison, Ark. (Harrison HS)
43	Sam Loy	P	6-1	190	R-Sr.	1L	San Clemente, Calif. (Colorado)
44	Andy Boykin	DL	6-4	314	Fr.	HS	Lagrange, Ga. (Troup County HS)
44	Cameron Vail	DB	6-1	197	R-So.	SQ	Bryant, Ark. (Bryant HS)
45	Jackson Woodard	LB	6-3	227	Fr.	HS	Little Rock, Ark. (LR Christian Academy)
46	Nathan Bax	TE	6-4	238	R-Fr.	TR	Jefferson City, Mo. (Helias Catholic HS/III. St.)
47	Cedric Johnson	LB	6-0	200	R-So.	RS	Dallas, Texas (University of Mary)
48	Nicholas Fulwider	DL	6-7	301	R-So.	SQ	Tyrone, Ga. (Sandy Creek HS)
48	Jordan Silver	LS	6-1	228	R-Jr.	2L	Branson, Mo. (Branson HS)

GAME 6: TENNESSEE

NUMERICAL ROSTER

No.	Name	Pos.	Ht.	Wt.	Cl.	Exp.	Hometown (Previous School)
49	McKinley Williams	LB	6-1	210	R-So.	1L	Sheridan, Ark. (Sheridan HS)
50	Eric Gregory	DL	6-4	283	R-Fr.	RS	Memphis, Tenn. (IMG Academy)
50	Chibueze Nwanna	OL	6-7	338	R-Sr.	SQ	Hyattsville, Md. (Lackawanna CC)
51	Ricky Stromberg	OL	6-4	311	So.	1L	Tulsa, Okla. (Union HS)
52	J.T. Towers	LB	6-4	205	Fr.	HS	Little Rock, Ark. (Joe T. Robinson HS)
53	John Oehrlein	LS	6-1	228	R-Fr.	RS	Austin, Texas (Westlake HS)
53	Eli Chism	LS	6-2	224	Fr.	HS	Shreveport, La. (Calvary Baptist Academy)
54	Austin Nix	OL	6-2	312	R-So.	1L	Texarkana, Ark. (Arkansas HS)
55	Beaux Limmer	OL	6-5	293	R-Fr.	RS	Tyler, Texas (Tyler Lee HS)
56	Zach Williams	DL	6-4	246	So.	1L	Little Rock, Ark. (Joe T. Robinson HS)
57	Shane Clinen	OL	6-6	316	R-Jr.	2L	Festus, Mo. (Jefferson HS)
58	Jashaud Stewart	DL	6-2	223	Fr.	HS	Jonesboro, Ark. (Jonesboro HS)
59	Griffin Hunt	OL	6-4	238	R-So.	SQ	Lucas, Texas (Lovejoy HS)
62	Brady Latham	OL	6-5	296	R-Fr.	RS	Jenks, Okla. (Jenks HS)
66	Ty Clary	OL	6-4	298	Sr.	3L	Fayetteville, Ark. (Fayetteville HS)
67	Payton Simpson	OL	6-4	360	Fr.	HS	Bentonville, Ark. (Bentonville HS)
70	Luke Jones	OL	6-5	294	R-So.	TR	Little Rock, Ark. (Pulaski Academy/Notre Dame)
71	Ryan Winkel	OL	6-6	307	R-So.	1L	Memphis, Tenn. (Christian Brothers HS)
72	Drew Vest	OL	6-6	299	R-Fr.	RS	Searcy, Ark. (Searcy HS)
73	Noah Gatlin	OL	6-7	307	R-So.	SQ	Jonesboro, Ark. (Jonesboro HS)
74	Jalen St. John	OL	6-5	359	Fr.	HS	St. Louis, Mo. (Trinity Catholic HS)
75	Ray Curry Jr.	OL	6-5	320	Fr.	HS	Memphis, Tenn. (White Station HS)
76	Myron Cunningham	OL	6-6	325	R-Sr.	1L	Warren, Ohio (Iowa Central CC)
78	Dalton Wagner	OL	6-9	319	R-Jr.	2L	Spring Grove, Ill. (Richmond Burton HS)
79	Dylan Rathcke	OL	6-5	290	R-Fr.	RS	Baton Rouge, La. (University Lab HS)
80	Matthew Phillips	K/P	5-10	175	R-So.	RS	Brentwood, Tenn. (Brentwood HS)
80	Collin Sutherland	TE	6-5	251	Fr.	HS	Flower Mound, Texas (Marcus HS)
81	Darin Turner	WR	6-3	208	Fr.	HS	Memphis, Tenn. (Central HS)
82	Hudson Henry	TE	6-5	249	R-Fr.	RS	Little Rock, Ark. (Pulaski Academy)
83	Marcus Henderson	TE/OL	6-5	284	Fr.	HS	Memphis, Tenn. (Memphis University School)
85	Harper Cole	WR	5-9	179	Fr.	HS	Aurora, Ill. (Waubonsie Valley HS)
86	Kevin Compton	WR	6-2	176	Fr.	HS	Pine Bluff, Ark. (Watson Chapel HS)
87	Blake Kern	TE	6-4	269	R-Sr.	2L	Lamar, Ark. (Lamar HS)
89	Blayne Toll	TE	6-5	234	Fr.	HS	Hazen, Ark. (Hazen HS)
90	Vito Calvaruso	K	6-2	182	Fr.	HS	Jefferson City, Mo. (Helias Catholic HS)
90	Marcus Miller	DL	6-5	307	R-Fr.	RS	Warren, Ark. (Warren HS)
91	Taurean Carter	DL	6-3	291	R-Fr.	RS	Mansfield, Texas (Mansfield Legacy HS)
92	Elias Hale	DL	6-4	251	R-Sr.	SQ	Fayetteville, Ark. (Fayetteville HS)
93	Isaiah Nichols	DL	6-3	281	R-So.	1L	Springdale, Ark. (Springdale HS)
94	David Porter	DL	6-3	226	R-Jr.	1L	Little Rock, Ark. (Joe T. Robinson HS)
95	Morgan Hanna	DL	6-4	221	R-Fr.	RS	Greenwood, Ark. (Greenwood HS)
97	Xavier Kelly	DL	6-5	311	R-Sr.	TR	Wichita, Kan. (East HS/Clemson)
99	Enoch Jackson Jr.	DL	6-0	298	R-Fr.	RS	Mansfield, Texas (Mansfield Legacy HS)

Roster by Class: Senior - 22 | Junior - 18 | Sophomore - 27 | Freshman - 50

ALPHABETICAL ROSTER

No.	Name	Pos.
93	Isaiah Nichols	DL
54	Austin Nix	OL
50	Chibueze Nwanna	OL
53	John Oehrlein	LS
23	Josh Oglesby	RB
28	Andrew Parker	LB
14	Nathan Parodi	DB
14	Cade Pearson	QB
80	Matthew Phillips	P
10	Bumper Pool	LB
94	David Porter	DL
79	Dylan Rathcke	OL
35	AJ Reed	K
29	Asa Shearin	LB
48	Jordan Silver	LS
67	Payton Simpson	OL
2	Myles Slusher	DB
26	Micahh Smith	DB
22	Trelon Smith	RB
74	Jalen St. John	OL
11	Mataio Soli	DL
58	Jashaud Stewart	DL
51	Ricky Stromberg	OL
80	Collin Sutherland	TE
37	Eric Thomas Jr.	LB
89	Blayne Toll	TE
52	J.T. Towers	LB
81	Darin Turner	WR
6	Jacorrei Turner	LB
3	Nick Turner	DB
32	Reid Turner	RB
44	Cameron Vail	DB
72	Drew Vest	OL
78	Dalton Wagner	OL
10	De'Vion Warren	WR
17	John David White	WR
49	McKinley Williams	LB
56	Zach Williams	DL
71	Ryan Winkel	OL
45	Jackson Woodard	LB
8	Mike Woods	WR
35	Jake Yurachek	LB
25	Zach Zimos	LB

FOOTBALL STAFF

Coaching Staff

Sam Pittman Head Coach	1st Season
Barry Odom Assoc. Head Coach/DC/Safeties	1st Season
Scott Fountain Asst. HC/Special Teams Coord.	1st Season
Kendal Briles Offensive Coordinator/QBs	1st Season
Sam Carter Cornerbacks	1st Season
Jon Cooper Tight Ends	1st Season
Brad Davis Offensive Line	1st Season
Derrick LeBlanc Defensive Line	1st Season
Rion Rhoades Linebackers	1st Season
Jimmy Smith Running Backs	1st Season
Justin Stepp Wide Receivers	3rd Season

Graduate Assistants

Kenji Jackson Defense	1st Season
Kevin Johnson Offense	1st Season
KreSean Reed Defense	1st Season
Ryan Yurachek Offense	1st Season
Cass McCord Video	2nd Season
Austin Van Poucke Operations	2nd Season

Quality Control

Michael Anthony Offense	1st Season
Mark Cala Offense	1st Season
Joseph Henry Offense	1st Season
Mike Krysl Special Teams	1st Season
Michael Scherer Offense	1st Season
Jake Trump Defense	1st Season

Support Staff

Patrick Doherty Football Operations	1st Season
Amanda Gilpin Asst. Football Operations	1st Season
Jamil Walker Strength & Conditioning	1st Season
Ed Ellis Assoc. Strength & Conditioning	1st Season
Dave Polanski Athletic Training	3rd Season
Bobby Allen HS/NFL Relations	8th Season
Dustin Shippey Video	1st Season
Jake Rosch Equipment	7th Season

PRONUNCIATIONS

Kelin Burrie	KEY-lin burl
Taurean Carter	Tore-ee-an
Jaquayln Crawford	ja-kway-lin
Levi Draper	dray-per
Joe Foucha	foo-SHAY
Malik Hornsby	ma-leek
Koilan Jackson	Coy-Lynn
Enoch Jackson Jr.	Ee-knock
Enoch Jackson Jr.	Ee-knock
Khari Johnson	ka-REE
Xavier Kelly	X-zavier
Jarques McClellion	JAR-kwezz
Chibueze Nwanna	cha-BOY-zee nah-WAH-na
Nathan Parodi	pa-roe-DEE
Dylan Rathcke	Wrath-key
Rion Rhoades	Ryan
Mataio Soli	mah-TYE-oh
Jashaud Stewart	ja-shawd
Zach Zimos	ZIE-mus

GAME 6: TENNESSEE



JERRY JACOBS

0

Defensive Back | 5-11 | 203 | R-Senior
Atlanta, Ga. | Arkansas State



QUICK HITS

- Opted out of 2020 season prior to Texas A&M game.
- Finished tied for second in the Sun Belt for most interceptions (4) in 2018.
- Member of back-to-back bowl teams at Arkansas State.
- Played one year at Hutchinson CC for head coach Rion Rhoades, who is now Arkansas' linebackers coach.

CAREER STATS

	GP/GS	UA	A	TOT	TFL-YDS	SCK-YDS	FF	FR-YDS	INT-YDS	QBH	BRUP
2018	13/11	24	7	31	3.0-7	0.0-0	0	0-0	4-19	0	8
2019	4/2	16	5	21	1.0-0	0.0-0	0	0-0	0-0	0	2
2020	4/3	17	0	17	1.0-1	0.0-0	0	0-0	0-0	0	0
TOTAL	21/16	57	12	69	4.0-7	0.0-0	0	0-0	4-19	0	10

* 2018 & 2019 at Arkansas State

GAME-BY-GAME STATS

	GP/GS	UA	A	TOT	TFL-YDS	SCK-YDS	FF	FR-YDS	INT-YDS	QBH	BRUP
GEORGIA	1/1	7	0	7	0.0-0	0.0-0	0	0-0	0-0	0	0
at Mississippi St.	1/1	4	0	4	0.0-0	0.0-0	0	0-0	0-0	0	0
at Auburn	1/1	2	0	2	0.0-0	0.0-0	0	0-0	0-0	0	0
OLE MISS	1/0	4	0	4	1.0-1	0.0-0	0	0-0	0-0	0	0
at Texas A&M				---	DNP	---					
TENNESSEE											
at Florida											
LSU											
at Missouri											
ALABAMA											
TOTAL	4/3	17	0	17	1.0-1	0.0-0	0	0-0	0-0	0	0

SEASON HIGHS

Tackles	7 vs. #4 Georgia (9/26/20)
Double Figure Tackle Games	
Tackles For Loss	1.0 vs. Ole Miss (10/17/20)
Sacks	
QB Hurries	
Pass Breakups	
Forced Fumbles	
Fumble Recoveries	
Interceptions	

CAREER HIGHS

Tackles	13 vs. SMU (8/31/19)*
Double Figure Tackle Games	1 vs. SMU (8/31/19)*
Tackles For Loss	1.0 (4x) last vs. Ole Miss (10/17/20)
Sacks	None
QB Hurries	None
Pass Breakups	2 (2x) last vs. South Alabama (11/3/18)*
Forced Fumbles	None
Fumble Recoveries	None
Interceptions	2 vs. UNLV (9/22/18)*

* at Arkansas State



JALEN CATALON

1

Defensive Back | 5-10 | 189 | R-Freshman
Mansfield, Texas | Mansfield Legacy HS

QUICK HITS

- Picked off his first career pass vs. Ole Miss, returning it for a TD in win.
- Recorded a career-best 14 tackles at Auburn, second-straight, double-digit tackles performance (13 at Mississippi State)
- In his first career start, finished third on the team in tackles (9) and forced a fumble vs. No. 4 Georgia.

CAREER STATS

	GP/GS	UA	A	TOT	TFL-YDS	SCK-YDS	FF	FR-YDS	INT-YDS	QBH	BRUP
2019	4/0	3	3	6	0.0-0	0.0-0	1	0-0	0-0	0	1
2020	5/5	30	16	46	0.5-1	0.0-0	1	1-0	1-35	0	2
TOTAL	9/5	33	19	52	0.5-1	0.0-0	2	1-0	1-35	0	3

GAME-BY-GAME STATS

	GP/GS	UA	A	TOT	TFL-YDS	SCK-YDS	FF	FR-YDS	INT-YDS	QBH	BRUP
GEORGIA	1/1	7	2	9	0.0-0	0.0-0	1	0-0	0-0	0	1
at Mississippi St.	1/1	9	4	13	0.0-0	0.0-0	0	0-0	0-0	0	0
at Auburn	1/1	10	4	14	0.0-0	0.0-0	0	0-0	0-0	0	1
OLE MISS	1/1	3	6	9	0.5-1	0.0-0	0	1-0	1-35	0	0
at Texas A&M	1/1	1	0	1	0.0-0	0.0-0	0	0-0	0-0	0	0
TENNESSEE											
at Florida											
LSU											
at Missouri											
ALABAMA											
TOTAL	5/5	30	16	46	0.5-1	0.0-0	1	1-0	1-35	0	2

SEASON HIGHS

Tackles	14 at #13 Auburn (10/10/20)
Tackles For Loss	0.5 vs. Ole Miss (10/17/20)
Sacks	
QB Hurries	
Pass Breakups	1 (2x) last at #13 Auburn (10/10/20)
Forced Fumbles	1 vs. #4 Georgia (9/26/20)
Fumble Recoveries	1 vs. Ole Miss (10/17/20)
Interceptions	1 vs. Ole Miss (10/17/20)

CAREER HIGHS

Tackles	14 at #13 Auburn (10/10/20)
Double Figure Tackle Games	2 last vs. Ole Miss (10/17/20)
Tackles For Loss	0.5 vs. Ole Miss (10/17/20)
Sacks	None
QB Hurries	None
Pass Breakups	1 (3x) last at #13 Auburn (10/10/20)
Forced Fumbles	1 (2x) last vs. #4 Georgia (9/26/20)
Fumble Recoveries	1 vs. Ole Miss (10/17/20)
Interceptions	1 vs. Ole Miss (10/17/20)

IN THE 2020 RANKINGS

Category	Stat	SEC	NCAA
Tackles per game	9.2	9th	T33rd
Total Tackles	46	11th	T54th
Solo Tackles	30	T4th	T28th
Interception returned for TD	1	T1st	T1st

GAME 6: TENNESSEE



KJ JEFFERSON

1

Quarterback | 6-3 | 236 | R-Freshman
Sardis, Miss. | North Panola HS

QUICK HITS

- In 2019 appeared against Mississippi State, Western Kentucky and LSU and earned his first career start at No. 1 LSU.
- Led team on four-play, 75-yard touchdown drive against MSU - capped by five-yard TD run.
- Consensus four-star prospect. and rated No. 4 dual-threat QB nationally by 247Sports and No. 12 player in Mississippi by Rivals.
- At North Panola HS totaled 40 wins, 9,582 passing yards, 2,922 rushing yards & 143 total TDs.

CAREER STATS

	PASSING				RUSHING							
	GP/GS	COMP	ATT	PCT	YDS	TD	INT	LNG	ATT	YDS	AVG	TD
2019	3/1	14	31	45.2	197	0	1	38	30	58	1.9	2
2020	1/0	1	2	50.0	3	0	0	3	4	16	4.0	0
TOTAL	4/1	15	33	45.5	200	0	1	41	34	74	2.2	2

GAME-BY-GAME STATS

	PASSING				RUSHING							
	GP/GS	COMP	ATT	PCT	YDS	TD	INT	LNG	ATT	YDS	AVG	TD
GEORGIA	1/0	1	2	50.0	3	0	0	3	4	16	4.0	0
at Mississippi St.	1/0	0	0	0.0	0	0	0	0	2	1	0.5	0
at Auburn		---	DNP	---								
OLE MISS		---	DNP	---								
at Texas A&M		---	DNP	---								
TENNESSEE												
at Florida												
LSU												
at Missouri												
ALABAMA												
TOTAL	1/0	1	2	50.0	3	0	0	3	6	17	2.8	0

SEASON HIGHS

Pass Attempts	2 vs. #4 Georgia (9/26/20)
Completions	1 vs. #4 Georgia (9/26/20)
Pass Yards	3 vs. #4 Georgia (9/26/20)
Pass TDs	
Long Pass	3 vs. #4 Georgia (9/26/20)
Completion %	50.0% vs. #4 Georgia (9/26/20)
Rushes	4 vs. #4 Georgia (9/26/20)
Rush Yards	16 vs. #4 Georgia (9/26/20)
Rush TDs	
Long Rush	19 vs. #4 Georgia (9/26/20)

CAREER HIGHS

Pass Attempts	15 vs. Western Kentucky (11/9/19)
Completions	7 at #1 LSU (11/23/19)
Pass Yards	105 at #1 LSU (11/23/19)
Pass TDs	None
Long Pass	38 at #1 LSU (11/23/19)
Completion %	50.0 (3x) last vs. #4 Georgia (9/26/20)
Rushes	16 vs. Western Kentucky (11/9/19)
Rush Yards	32 vs. Western Kentucky (11/9/19)
Rush TDs	1 (2x) last vs. Western Kentucky (11/9/19)
Long Rush	21 vs. Mississippi State (11/2/19)



MYLES SLUSER

2

Defensive Back | 6-0 | 186 | Freshman
Broken Arrow, Okla. | Broken Arrow HS

QUICK HITS

- Earned his first career start at No. 16 Mississippi State.
- Recorded a fumble recovery in his first collegiate game against No. 4 Georgia.
- Rated a four-star prospect by Rivals, 247Sports and ESPN.
- Rated No. 5 safety in the country and No. 2 overall in Oklahoma by 247Sports.
- Chose Arkansas over Alabama, LSU, Texas A&M, Notre Dame, Oregon and others.

CAREER STATS

	GP/GS	UA	A	TOT	TFL-YDS	SCK-YDS	FF	FR-YDS	INT-YDS	QBH	BRUP
2020	3/1	2	4	6	0.0-0	0.0-0	0	1-7	0-0	0	0
TOTAL	3/1	2	4	6	0.0-0	0.0-0	0	1-7	0-0	0	0

GAME-BY-GAME STATS

	GP/GS	UA	A	TOT	TFL-YDS	SCK-YDS	FF	FR-YDS	INT-YDS	QBH	BRUP
GEORGIA	1/0	0	0	0	0.0-0	0.0-0	0	1-7	0-0	0	0
at Mississippi St.	1/1	1	2	3	0.0-0	0.0-0	0	0-0	0-0	0	0
at Auburn			---	DNP	---						
OLE MISS			---	DNP	---						
at Texas A&M	1/0	1	2	3	0.0-0	0.0-0	0	0-0	0-0	0	0
TENNESSEE											
at Florida											
LSU											
at Missouri											
ALABAMA											
TOTAL	3/1	2	4	6	0.0-0	0.0-0	0	1-7	0-0	0	0

SEASON HIGHS

Tackles	3 (2x) last at #8 Texas A&M (10/31/20)
Tackles For Loss	
Sacks	
QB Hurries	
Pass Breakups	
Forced Fumbles	
Fumble Recoveries	1 vs. #4 Georgia (9/26/20)
Interceptions	

CAREER HIGHS

Tackles	3 (2x) last at #8 Texas A&M (10/31/20)
Double Figure Tackle Games	1
Tackles For Loss	None
Sacks	None
QB Hurries	None
Pass Breakups	None
Forced Fumbles	None
Fumble Recoveries	1 vs. #4 Georgia (9/26/20)
Interceptions	None

GAME 6: TENNESSEE



A'MONTAE SPIVEY

3

Running Back | 6-1 | 188 | R-Freshman
Phenix City, Ala. | Central HS

QUICK HITS

- Appeared in first collegiate game against Mississippi St. (11/2) - 3 carries, 14 yards.
- Saw more time on the field at #1 LSU (11/23), totaling four carries for 10 yards.
- Three-star prospect by Rivals, 247Sports and ESPN.
- Rushed for 1,363 yards on 183 carries, scoring 19 touchdowns in 2018 as HS senior.
- Opelika-Auburn News Offensive Player of the Year.

CAREER STATS

	GP/GS	RUSHING				LNG	RECEIVING				LNG
		ATT	YDS	AVG	TD		REC	YDS	AVG	TD	
2019	2/0	7	24	3.4	0	11	0	0	0.0	0	0
2020	4/0	4	11	2.8	0	5	0	0	0.0	0	0
TOTAL	6/0	11	35	3.2	0	11	0	0	0.0	0	0

GAME-BY-GAME STATS

	GP/GS	RUSHING				LNG	RECEIVING				LNG
		ATT	YDS	AVG	TD		REC	YDS	AVG	TD	
GEORGIA	1/0	0	0	0.0	0	0	0	0	0.0	0	0
at Mississippi St.		--- DNP ---									
at Auburn	1/0	4	11	2.8	0	5	0	0	0.0	0	0
OLE MISS	1/0	0	0	0.0	0	0	0	0	0.0	0	0
at Texas A&M	1/0	0	0	0.0	0	0	0	0	0.0	0	0
TENNESSEE											
at Florida											
LSU											
at Missouri											
ALABAMA											
TOTAL	4/4	4	11	2.8	0	5	0	0	0.0	0	0

SEASON HIGHS

Rushes	4 at #13 Auburn (10/10/20)
Rushing Yards	11 at #13 Auburn (10/10/20)
Rushing Touchdowns	
Long Rush	5 at #13 Auburn (10/10/20)
100-Yard Games	
Receptions	
Receiving Yards	
Receiving Touchdowns	
Long Reception	

CAREER HIGHS

Rushes	4 (2x) last at #13 Auburn (10/10/20)
Rushing Yards	14 vs. Mississippi State (11/2/19)
Rushing Touchdowns	None
Long Rush	11 vs. Mississippi State (11/2/19)
100-Yard Games	None
Receptions	None
Receiving Yards	None
Receiving Touchdowns	None
Long Reception	None



RAKEEM BOYD

5

Running Back | 6-0 | 206 | Senior
Houston, Texas | Independence CC (Kansas)

QUICK HITS

- Recorded his ninth 100-yard game as a Razorback with 100 yards at Texas A&M.
- Missed his first game as a Razorback on Oct. 10, snapping a 22-game streak of starts.
- Brother, Rashad, is a sprinter for the Arkansas track & field team.
- Moved from New Orleans to Houston at age five because of Hurricane Katrina.
- Last season ranked fourth in the SEC and 27th nationally averaging 94.4 rushing ypg and ninth in the SEC averaging 6.2 ypc.
- Had five carries of 50+ yards in 2019, one of only five FBS players to do so (Chuba Hubbard, Okla. St.; JK Dobbins, Ohio St.; Malcolm Perry, Navy; Darrynton Evans, App St.).
- One of only three FBS backs to have three runs of 70+ yards in 2019 (Chuba Hubbard, Okla. St.; CJ Verdell, Oregon).
- Totaled eight 100+ yard rushing games over his career; one of only 16 backs in school history to accomplish the feat.
- First back-to-back yearly leading rusher at Arkansas since Dennis Johnson (2011-12).
- Starred in Season 3 of Netflix's Last Chance U at Independence CC.
- Attended Texas A&M out of high school and redshirted in 2016.

CAREER STATS

	GP/GS	RUSHING				LNG	RECEIVING				LNG
		ATT	YDS	AVG	TD		REC	YDS	AVG	TD	
2018	12/8	123	734	6.0	2	69	23	165	7.2	0	38
2019	12/12	184	1,133	6.2	8	86	19	160	8.4	0	29
2020	4/4	51	188	3.7	2	16	7	24	3.1	0	9
TOTAL	28/24	358	2,142	6.0	12	86	49	349	7.1	0	38

GAME-BY-GAME STATS

	GP/GS	RUSHING				LNG	RECEIVING				LNG
		ATT	YDS	AVG	TD		REC	YDS	AVG	TD	
GEORGIA	1/1	11	21	1.9	0	5	4	8	2.0	0	6
at Mississippi St.	1/1	8	28	3.5	0	5	0	0	0.0	0	0
at Auburn		--- DNP ---									
OLE MISS	1/1	14	39	2.8	1	8	2	7	3.5	0	5
at Texas A&M	1/1	18	100	5.6	1	16	1	9	9.0	0	9
TENNESSEE											
at Florida											
LSU											
at Missouri											
ALABAMA											
TOTAL	4/4	51	188	3.7	2	16	7	24	3.1	0	9

SEASON HIGHS

Rushes	18 at #8 Texas A&M (10/31/20)
Rushing Yards	100 at #8 Texas A&M (10/31/20)
Rushing Touchdowns	1 (2x) last at #8 Texas A&M (10/31/20)
Long Rush	16 at #8 Texas A&M (10/31/20)
100-Yard Games	1 - at #8 Texas A&M (10/31/20)
Receptions	4 vs. #4 Georgia (9/26/20)
Receiving Yards	9 at #8 Texas A&M (10/31/20)
Receiving Touchdowns	
Long Reception	9 at #8 Texas A&M (10/31/20)

CAREER HIGHS

Rushes	22 vs. Tulsa (10/20/18)
Rushing Yards	185 vs. Western Kentucky (11/9/19)
Rushing Touchdowns	2 (3x) last vs. Western Kentucky (11/9/19)
Long Rush	86 vs. Western Kentucky (11/9/19)
100-Yard Games	9 - last at #8 Texas A&M (10/31/20)
Receptions	5 vs. Alabama (10/6/18)
Receiving Yards	55 at #1 Alabama (10/26/19)
Receiving Touchdowns	None
Long Reception	38 vs. Ole Miss (10/13/18)

GAME 6: TENNESSEE



DORIAN GERALD

5

Defensive Line | 6-3 | 288 | R-Senior
Florence, S.C. | College of the Canyons (Calif.)

QUICK HITS

- Missed three games after leg injury vs. Georgia in Week 1.
- Recorded his first career sack as a Razorback with 1.5 against No. 4 Georgia in Week 1.
- Played in only one game of the 2019 season, Week 1 against Portland State, due to injury.
- Earned first two starts at Arkansas career the final two weeks of 2018 against Mississippi State and Missouri.
- Rated the No. 1 JUCO defensive end and No. 4 player overall by ESPN.
- As a freshman at the College of the Canyons recorded 24.0 TFLs and 12.0 sacks.
- All-time sack leader at West Florence HS.

CAREER STATS

	GP/GS	UA	A	TOT	TFL-YDS	SCK-YDS	FF	FR-YDS	INT-YDS	QBH	BRUP
2018	8/2	8	13	21	2.5-13	0.0-0	0	0-0	0-0	2	2
2019	1/1	0	1	1	0.0-0	0.0-0	0	0-0	0-0	0	1
2020	2/1	3	2	5	1.5-20	1.5-20	0	0-0	0-0	0	0
TOTAL	11/4	11	16	27	4.0-33	1.5-20	0	0-0	0-0	2	3

GAME-BY-GAME STATS

	GP/GS	UA	A	TOT	TFL-YDS	SCK-YDS	FF	FR-YDS	INT-YDS	QBH	BRUP
GEORGIA	1/1	2	2	4	1.5-20	1.5-20	0	0-0	0-0	0	0
at Mississippi St.				DNP							
at Auburn				DNP							
OLE MISS				DNP							
at Texas A&M	1/0	1	0	1	0.0-0	0.0-0	0	0-0	0-0	0	0
TENNESSEE											
at Florida											
LSU											
at Missouri											
ALABAMA											
TOTAL	2/1	3	2	5	1.5-20	1.5-20	0	0-0	0-0	0	0

SEASON HIGHS

Tackles	4 vs. #4 Georgia (9/26/20)
Tackles For Loss	1.5 vs. #4 Georgia (9/26/20)
Sacks	1.5 vs. #4 Georgia (9/26/20)
QB Hurries	
Pass Breakups	
Forced Fumbles	
Interceptions	

CAREER HIGHS

Tackles	9 at Mississippi State (11/17/18)
Tackles For Loss	1.5 (2x) last vs. #4 Georgia (9/26/20)
Sacks	1.5 vs. #4 Georgia (9/26/20)
QB Hurries	1, twice, at Missouri (11/23/18)
Pass Breakups	1 (3x) last vs. Portland St. (8/31/19)
Forced Fumbles	None
Interceptions	None



JOE FOUCHA

7

Defensive Back | 5-11 | 188 | Junior
New Orleans, La. | McDonogh 35 HS

QUICK HITS

- Recorded his first double-digit tackle performance of the year in win over Ole Miss with 10 stops.
- Picked off a career-high two passes in upset win at No. 16 Mississippi State to earn SEC co-Defensive Player of the Week.
- House flooded during Hurricane Katrina - moved to Texas, moved back to NOLA later.
- Started all 12 games at free safety in 2019 and had three double-digit tackle performances against #1 Alabama, Kentucky and Missouri, the most of any returner for 2020.

CAREER STATS

	GP/GS	UA	A	TOT	TFL-YDS	SCK-YDS	FF	FR-YDS	INT-YDS	QBH	BRUP
2018	9/1	6	5	11	0.0-0	0.0-0	0	0-0	0-0	0	0
2019	12/12	44	43	87	1.0-2	0.0-0	0	1-0	1-20	1	4
2020	5/3	7	17	24	0.5-1	0.0-0	0	0-0	2-26	0	1
TOTAL	26/16	57	65	122	1.5-3	0.0-0	0	1-0	3-46	1	5

GAME-BY-GAME STATS

	GP/GS	UA	A	TOT	TFL-YDS	SCK-YDS	FF	FR-YDS	INT-YDS	QBH	BRUP
GEORGIA	1/0	2	1	3	0.0-0	0.0-0	0	0-0	0-0	0	0
at Mississippi St.	1/0	0	2	2	0.5-1	0.0-0	0	0-0	2-26	0	0
at Auburn	1/1	1	4	5	0.0-0	0.0-0	0	0-0	0-0	0	0
OLE MISS	1/1	2	8	10	0.0-0	0.0-0	0	0-0	0-0	0	0
at Texas A&M	1/1	2	2	4	0.0-0	0.0-0	0	0-0	0-0	0	1
TENNESSEE											
at Florida											
LSU											
at Missouri											
ALABAMA											
TOTAL	5/3	7	17	24	0.5-1	0.0-0	0	0-0	2-26	0	1

SEASON HIGHS

Tackles	10 vs. Ole Miss (10/17/20)
Tackles For Loss	0.5 at #16 Mississippi State (10/3/20)
Sacks	
QB Hurries	
Pass Breakups	
Forced Fumbles	
Interceptions	2 at #16 Mississippi State (10/3/20)

CAREER HIGHS

Tackles	13 at #1 Alabama (10/26/19)
Double-Digit Tackle Games	2 last vs. Ole Miss (10/17/20)
Tackles For Loss	1.0 vs. #11 Auburn (10/19/19)
Sacks	None
QB Hurries	1 vs. San Jose State (9/21/19)
Pass Breakups	2 vs. Portland State (8/31/19)
Forced Fumbles	None
Interceptions	2 at #16 Mississippi State (10/3/20)



JOE FOUCHA'S TWO INTERCEPTIONS IN ARKANSAS' UPSET VICTORY AT NO. 16 MISSISSIPPI STATE EARNED HIM SEC CO-DEFENSIVE PLAYER OF THE WEEK ALONGSIDE TEAMMATE BUMPER POOL. FOUCHA'S TWO INTERCEPTIONS WERE THE MOST BY A HOG SINCE DRE GREENLAW IN 2018.

GAME 6: TENNESSEE



TREY KNOX

7

Wide Receiver | 6-5 | 207 | Sophomore
Murfreesboro, Tenn. | Blackman HS

QUICK HITS

- Finished fourth on the team in 2019 in both catches (28) and yards (385).
- Among SEC freshman, finished third in the league in receiving yards (385), receiving yards per game (35.0) and receptions per game (2.54).
- Part of the top SEC freshman duo with Trey Knox to combine for 860 receiving yards.
- 49-yard catch in 2019 against Ole Miss is the longest by an Arkansas true freshman since Hunter Henry (2013).
- Four-star prospect by Rivals, 247Sports & ESPN - 16th in country & No. 4 in Tenn. by Rivals.
- Loves country music - big Luke Bryan fan.

CAREER STATS

	GP/GS	RECEIVING					RUSHING				
		REC	YDS	AVG	TD	LNG	ATT	YDS	AVG	TD	LNG
2019	11/11	28	385	13.8	3	49	0	0	0.0	0	0
2020	5/3	4	34	8.5	0	12	0	0	0.0	0	0
TOTAL	16/14	32	419	13.4	3	49	0	0	0.0	0	0

GAME-BY-GAME STATS

	GP/GS	RECEIVING					RUSHING				
		REC	YDS	AVG	TD	LNG	ATT	YDS	AVG	TD	LNG
GEORGIA	1/1	1	3	3.0	0	3	0	0	0.0	0	0
at Mississippi St.	1/1	3	31	10.3	0	12	0	0	0.0	0	0
at Auburn	1/1	0	-1	-	0	-	0	0	0.0	0	0
OLE MISS	1/0	0	0	0.0	0	0	0	0	0.0	0	0
at Texas A&M	1/0	0	0	0.0	0	0	0	0	0.0	0	0
TENNESSEE											
at Florida											
LSU											
at Missouri											
ALABAMA											
TOTAL	5/3	4	33	8.2	0	12	0	0	0.0	0	0

SEASON HIGHS

Receptions 3 at #16 Mississippi State (10/3/20)
 Receiving Yards 31 at #16 Mississippi State (10/3/20)
 Receiving Touchdowns
 Long Reception 12 at #16 Mississippi State (10/3/20)

CAREER HIGHS

Receptions 8 vs. San Jose State (9/21/19)
 Receiving Yards 90 vs. Colorado St. (9/14/19)
 Receiving Touchdowns 1 (23) last vs. Missouri (11/29/19)
 Long Reception 49 at Ole Miss (9/7/19)



MIKE WOODS

8

Wide Receiver | 6-1 | 196 | Junior
Magnolia, Texas | Magnolia HS

QUICK HITS

- Led the team in 2019 in receiving yards (423), receiving TDs (4) and tied for the lead in catches (33).
- Caught a touchdown pass from four different quarterbacks in 2019 against San Jose State, Texas A&M, Mississippi State and LSU.
- Was the first signee for previous head coach Chad Morris, originally committed to Morris and staff at SMU.
- 2018 Fall SEC Academic Honor Roll
- Enjoys hiking Lake Fayetteville & Devil's Den in Northwest Arkansas.

CAREER STATS

	GP/GS	RUSHING					RECEIVING				
		ATT	YDS	AVG	TD	LNG	REC	YDS	AVG	TD	LNG
2018	10/7	0	0	0.0	0	0	18	206	11.4	1	29
2019	12/12	0	0	0.0	0	0	33	423	12.8	4	62
2020	5/5	0	0	0.0	0	0	18	220	12.2	0	20
TOTAL	25/22	0	0	0.0	0	0	69	849	12.3	4	62

GAME-BY-GAME STATS

	GP/GS	RUSHING					RECEIVING				
		ATT	YDS	AVG	TD	LNG	REC	YDS	AVG	TD	LNG
GEORGIA	1/1	0	0	0.0	0	0	3	40	13.3	0	15
at Mississippi St.	1/1	0	0	0.0	0	0	3	29	9.7	0	20
at Auburn	1/1	0	0	0.0	0	0	6	81	13.5	0	19
OLE MISS	1/1	0	0	0.0	0	0	2	35	17.5	0	18
at Texas A&M	1/1	0	0	0.0	0	0	4	35	8.8	0	12
TENNESSEE											
at Florida											
LSU											
at Missouri											
ALABAMA											
TOTAL	4/4	0	0	0.0	0	0	18	220	12.2	0	20

SEASON HIGHS

100-Yard Games
 Receptions 6 at #13 Auburn (10/10/20)
 Receiving Yards 81 at #13 Auburn (10/10/20)
 Receiving TDs
 Long Reception 20 at #16 Mississippi State (10/3/20)

CAREER HIGHS

100-Yard Games 1, last vs. San Jose State (9/21/19)
 Receptions 6 (3x) last at #13 Auburn (10/10/20)
 Receiving Yards 115 vs. San Jose State (9/21/19)
 Receiving TDs 1 (5x) last at #1 LSU (11/23/19)
 Long Reception 62 vs. San Jose State (9/21/19)

GAME 6: TENNESSEE



GREG BROOKS JR.

9

Defensive Back | 5-11 | 185 | Sophomore
Harvey, La | West Jefferson HS

QUICK HITS

- Made a career-best seven tackles in win over Ole Miss picking off his second pass of the season.
- His first career pick-six put Arkansas on the board first in upset win at No. 16 Mississippi State.
- In 2019, started all 12 games at nickel back and was the only Razorback freshman to start every game.
- Intercepted first career pass in the 2019 season finale against Missouri.
- Dad, Greg Brooks Sr., played collegiately as a DB at Michigan and Southern Miss before being drafted in the sixth round of the 2004 NFL Draft by Cincinnati.

CAREER STATS

	GP/GS	UA	A	TOT	TFL-YDS	SCK-YDS	FF	FR-YDS	INT-YDS	QBH	BRUP
2019	12/12	13	12	25	0-0	0-0	0	0-0	1-6	1	3
2020	5/5	14	9	23	2.0-5	0-0	0	0-0	2-79	2	0
TOTAL	21/21	27	21	48	2.0-5	0.0-0	0	0-0	3-85	3	3

GAME-BY-GAME STATS

	GP/GS	UA	A	TOT	TFL-YDS	SCK-YDS	FF	FR-YDS	INT-YDS	QBH	BRUP
GEORGIA	1/1	1	1	2	0.0-0	0.0-0	0	0-0	0-0	0	1
at Mississippi St.	1/1	3	2	5	0.0-0	0.0-0	0	0-0	1-69	0	0
at Auburn	1/1	4	0	4	0.0-0	0.0-0	0	0-0	0-0	0	0
OLE MISS	1/1	4	3	7	1.5-4	0.0-0	0	0-0	1-10	1	0
at Texas A&M	1/1	2	3	5	0.5-1	0.0-0	0	0-0	0-0	0	0
TENNESSEE											
at Florida											
LSU											
at Missouri											
ALABAMA											
TOTAL	5/5	14	9	23	2.0-5	0.0-0	0	0-0	2-79	2	0

SEASON HIGHS

Tackles	7 vs. Ole Miss (10/17/20)
Tackles For Loss	1.5 vs. Ole Miss (10/17/20)
Sacks	
QB Hurries	1 (2x) last vs. Ole Miss (10/17/20)
Interceptions	1 (2x) last vs. Ole Miss (10/17/20)
Pass Breakups	
Forced Fumbles	
Fumble Recoveries	

CAREER HIGHS

Tackles	7 vs. Ole Miss (10/17/20)
Tackles For Loss	1.5 vs. Ole Miss (10/17/20)
Sacks	None
QB Hurries	1 (3x) last vs. Ole Miss (10/17/20)
Interceptions	1 (3x) last vs. Ole Miss (10/17/20)
Interception Return Yards	.69 at #16 Mississippi State (10/3/20)
Pass Breakups	2 at Ole Miss (9/07/19)
Forced Fumbles	None
Fumble Recoveries	None

IN THE 2020 RANKINGS

Category	Stat	SEC	NCAA
Interceptions	2	T5th	T20th
Interception returned for TD	1	T1st	T1st



BUMPER POOL

10

Linebacker | 6-2 | 229 | Junior
Lucas, Texas | Lovejoy HS

QUICK HITS

- His career-high 20 tackles at No. 16 Mississippi State were most by a Razorback since Jerry Franklin at Mississippi State in 2010 and earned him SEC co-Defensive Player of the Week.
- Team's leading returner in tackles and tackles for loss (6.5) for 2020.
- 60-yard fumble return last year is Arkansas' longest since Jerry Franklin (94 yards in 2011).
- Father, sister, grandfather, two aunts and two cousins are all graduates of Arkansas.
- Sister, Maddie, is the Arkansas Assistant Director of On-Campus Recruiting and brother, Harper, is an equipment manager for the Razorbacks.

CAREER STATS

	GP/GS	UA	A	TOT	TFL-YDS	SCK-YDS	FF	FR-YDS	INT-YDS	QBH	BRUP
2018	10/4	14	15	29	2.5-4	0.0-0	0	1-60	0-0	1	4
2019	12/12	38	56	94	6.5-12	0.5-3	0	0-0	0-0	1	5
2020	4/4	21	29	50	4.0-7	0.5-3	0	0-0	0-0	0	4
TOTAL	26/20	73	100	173	13.0-23	1.0-6	0	1-60	0-0	2	13

GAME-BY-GAME STATS

	GP/GS	UA	A	TOT	TFL-YDS	SCK-YDS	FF	FR-YDS	INT-YDS	QBH	BRUP
GEORGIA	1/1	5	6	11	1.0-4	0.5-3	0	0-0	0-0	0	1
at Mississippi St.	1/1	7	13	20	0.0-0	0.0-0	0	0-0	0-0	0	2
at Auburn	1/1	4	1	5	0.0-0	0.0-0	0	0-0	0-0	0	1
OLE MISS											
at Texas A&M	1/1	5	9	14	3.0-3	0.0-0	0	0-0	0-0	0	0
TENNESSEE											
at Florida											
LSU											
at Missouri											
ALABAMA											
TOTAL	4/4	21	29	50	4.0-7	0.5-3	0	0-0	0-0	0	4

SEASON HIGHS

Tackles	20 at #16 Mississippi State (10/3/20)
Tackles For Loss	3.0 at #8 Texas A&M (10/31/20)
Sacks	0.5 vs. #4 Georgia (9/26/20)
Interceptions	
Interception Return Yards	
QB Hurries	
Pass Breakups	2 at #16 Mississippi State (10/3/20)
Forced Fumbles	
Fumble Recoveries	

CAREER HIGHS

Tackles	20 at #16 Mississippi State (10/3/20)
Tackles For Loss	3.0 at #8 Texas A&M (10/31/20)
Double-Digit Tackle Games	6 last at #8 Texas A&M (10/31/20)
Sacks	0.5 (2x) last vs. #4 Georgia (9/26/20)
QB Hurries	1 vs. North Texas (9/15/18)
Interceptions	None
Interception Return Yards	None
Pass Breakups	2 at #16 Mississippi State (10/3/20)
Forced Fumbles	1 at Colorado State (9/8/18)
Fumble Recoveries	1 vs. Eastern Illinois (9/1/18)

IN THE 2020 RANKINGS

Category	Stat	SEC	NCAA
Tackles per game	12.5	1st	T3rd
Total Tackles	50	T8th	T37th
Assisted Tackles	29	5th	T17th



BUMPER POOL'S 20-TACKLE PERFORMANCE IN THE HOGS' UPSET WIN AT NO. 16 MISSISSIPPI STATE EARNED HIM NAGURSKI NATIONAL DEFENSIVE PLAYER OF THE WEEK HONORS AND SEC CO-DEFENSIVE PLAYER OF THE WEEK ALONGSIDE TEAMMATE JOE FOUCHA. POOL'S 20 STOPS WERE THE MOST BY A RAZORBACK SINCE 2010.



De'VION WARREN

10

Wide Receiver | 5-10 | 186 | Senior
Monroe, La. | Ouachita Parish HS

QUICK HITS

- Hauled in a career-best two receiving TDs at Auburn, first Hog since 2018 to have two receiving TDs in a game.
- Recorded his first career 100-yard game with 100 yards on four catches, including a TD, in upset win at No. 16 Mississippi State.
- Career 25.0 kickoff return average ranks third in school history behind Dickey Morton (26.14, 1971-73) and Felix Jones (28.2, 2005-07).
- 28.5 kickoff return average in 2018 ranks third for a single-season in program history and his 26.4 kickoff return average in 2017 ranks fourth.

CAREER STATS

	RECEIVING					RUSHING					KICK RETURN				
	GP/GS	REC	YDS	AVG	TD	LNG	ATT	YDS	AVG	TD	LNG	RET	YDS	TD	LNG
2017	12/0	1	5	5.0	0	5	2	10	5.0	0	6	29	765	1	100
2018	9/0	3	14	4.7	1	0	2	-3	-1.5	0	10	14	399	0	78
2019	9/0	4	19	4.8	0	15	5	51	10.2	0	17	16	326	0	37
2020	5/4	12	253	21.0	3	52	2	-6	0.0	0	0	1	10	0	10
TOTAL	35/4	20	291	14.6	4	52	11	52	4.7	0	17	60	1500	1	100

GAME-BY-GAME STATS

	RECEIVING					RUSHING					KICK RETURN				
	GP/GS	REC	YDS	AVG	TD	LNG	ATT	YDS	AVG	TD	LNG	RET	YDS	TD	LNG
GEORGIA	1/1	1	28	28.0	0	28	0	0	0.0	0	0	1	10	0	10
at Mississippi St.	1/0	4	100	25.0	1	52	2	-6	-3.0	0	3	0	0	0	0
at Auburn	1/1	5	95	19.0	2	44	0	0	0.0	0	0	0	0	0	0
OLE MISS	1/1	1	8	8.0	0	8	0	0	0.0	0	0	0	0	0	0
at Texas A&M	1/1	1	22	22.0	0	22	0	0	0.0	0	0	0	0	0	0
TENNESSEE															
at Florida															
LSU															
at Missouri															
ALABAMA															
TOTAL	5/4	12	253	21.1	3	52	2	-6	-3.0	0	3	1	10	0	10

SEASON HIGHS

Receptions	5 at #13 Auburn (10/10/20)
Receiving Yards	100 at #16 Mississippi State (10/3/20)
Receiving Touchdowns	2 at #13 Auburn (10/10/20)
Long Reception	52 at #16 Mississippi State (10/3/20)
Rushes	2 at #16 Mississippi State (10/3/20)
Rushing Yards	
Rushing Touchdowns	
Long Rush	3 at #16 Mississippi State (10/3/20)
Punt Returns	
Long Punt Return	
Kickoff Returns	1 vs. #4 Georgia (9/26/20)
Kickoff Return Yards	10 vs. #4 Georgia (9/26/20)
Kickoff Return Touchdowns	

CAREER HIGHS

Receptions	4 at #16 Mississippi State (10/3/20)
Receiving Yards	100 at #16 Mississippi State (10/3/20)
Receiving Touchdowns	1 (2x) last at #16 Mississippi State (10/3/20)
Long Reception	52 at #16 Mississippi State (10/3/20)
Rushes	3 vs. Portland State (8/31/19)
Rushing Yards	37 vs. Portland State (8/31/19)
Rushing Touchdowns	None
Long Rush	17 vs. Portland State (8/31/19)
Punt Returns	None
Long Punt Return	None
Kickoff Returns	5 (2x), last vs. Coastal Carolina (11/4/17)
Kickoff Return Yards	141 at Ole Miss (10/28/17)
Kickoff Return Touchdowns	1 vs. Auburn (10/21/17)



MATAIO SOLI

11

Defensive Lineman | 6-4 | 235 | Sophomore
Douglasville, Ga. | Douglas County HS

QUICK HITS

- One of seven freshmen in the SEC with at least one TFL in conference play in 2019.
- Four-star prospect by Rivals and 247Sports and ranked No. 16 weakside defensive end in the country by 247Sports.
- Son of All-SEC Razorback & NFL nose guard Junior Soli (1992-95).
- Racked up 84 total tackles, 64 solo, 29 for loss and 22.5 sacks as a senior in HS.

CAREER STATS

	GP/GS	UA	A	TOT	TFL-YDS	SCK-YDS	FF	FR-YDS	INT-YDS	QBH	BRUP
2019	12/11	9	10	19	1.5-4	0.0-0	0	0-0	0-0	2	0
2020	4/0	1	3	4	0.5-0	0.0-0	0	0-0	0-0	0	0
TOTAL	16/11	10	13	23	2.0-4	0.0-0	0	0-0	0-0	2	0

GAME-BY-GAME STATS

	GP/GS	UA	A	TOT	TFL-YDS	SCK-YDS	FF	FR-YDS	INT-YDS	QBH	BRUP
GEORGIA											
at Mississippi St.	1/0	0	0	0	0.0-0	0.0-0	0	0-0	0-0	0	0
at Auburn	1/0	0	0	0	0.0-0	0.0-0	0	0-0	0-0	0	0
OLE MISS	1/0	0	3	3	0.5-0	0.0-0	0	0-0	0-0	0	0
at Texas A&M	1/0	1	0	1	0.0-0	0.0-0	0	0-0	0-0	0	0
TENNESSEE											
at Florida											
LSU											
at Missouri											
ALABAMA											
TOTAL	4/0	1	3	4	0.5-0	0.0-0	0	0-0	0-0	0	0

SEASON HIGHS

Tackles	3 vs. Ole Miss (10/17/20)
Tackles For Loss	0.5 vs. Ole Miss (10/17/20)
Sacks	
Interceptions	
Interception Return Yards	
QB Hurries	
Pass Breakups	
Forced Fumbles	
Fumble Recoveries	

CAREER HIGHS

Tackles	3 (2x) last vs. #23 Texas A&M (9/28/19)
Tackles For Loss	1.0 vs. #23 Texas A&M (9/28/19)
Sacks	None
Interceptions	None
Interception Return Yards	None
QB Hurries	1 (2x) last vs. Colorado State (9/14/19)
Pass Breakups	None
Forced Fumbles	None
Fumble Recoveries	None

GAME 6: TENNESSEE



JULIUS COATES

13

Defensive Line | 6-6 | 289 | R-Junior
Rockford, Ill. | East Mississippi CC

QUICK HITS

- Recorded his first sack as a Razorback in win over Ole Miss.
- Played first collegiate season at Ellsworth CC in Iowa and played tight end.
- Transferred to East Mississippi CC and converted to defensive end where he racked up 30 tackles with 9.0 tackles for loss and 6.0 sacks in 2019.
- Rated a three-star prospect out of high school by 247Sports.

CAREER STATS

	GP/GS	UA	A	TOT	TFL-YDS	SCK-YDS	FF	FR-YDS	INT-YDS	QBH	BRUP
2020	4/2	5	2	7	1.0-10	1.0-10	0	0-0	0-0	1	0
TOTAL	4/2	5	2	7	1.0-10	1.0-10	0	0-0	0-0	1	0

GAME-BY-GAME STATS

	GP/GS	UA	A	TOT	TFL-YDS	SCK-YDS	FF	FR-YDS	INT-YDS	QBH	BRUP
GEORGIA	1/1	1	0	1	0.0-0	0.0-0	0	0-0	0-0	1	0
at Mississippi St.				DNP							
at Auburn	1/0	1	0	1	0.0-0	0.0-0	0	0-0	0-0	0	0
OLE MISS	1/0	2	2	4	1.0-10	1.0-10	0	0-0	0-0	0	0
at Texas A&M	1/1	1	0	1	0.0-0	0.0-0	0	0-0	0-0	0	0
TENNESSEE											
at Florida											
LSU											
at Missouri											
ALABAMA											
TOTAL	4/2	5	2	7	1.0-10	1.0-10	0	0-0	0-0	1	0

SEASON HIGHS

Tackles	4 vs. Ole Miss (10/17/20)
Tackles For Loss	1.0 vs. Ole Miss (10/17/20)
Double-Figure Tackle Games	
Sacks	1.0 vs. Ole Miss (10/17/20)
Interceptions	
Interception Return Yards	
QB Hurries	1 vs. #4 Georgia (9/26/20)
Pass Breakups	
Forced Fumbles	
Fumble Recoveries	

CAREER HIGHS

Tackles	4 vs. Ole Miss (10/17/20)
Tackles For Loss	1.0 vs. Ole Miss (10/17/20)
Double-Figure Tackle Games	
Sacks	1.0 vs. Ole Miss (10/17/20)
Interceptions	
Interception Return Yards	
QB Hurries	1 vs. #4 Georgia (9/26/20)
Pass Breakups	
Forced Fumbles	
Fumble Recoveries	



FELEIPE FRANKS

13

Quarterback | 6-6 | 228 | R-Senior
Crawfordville, Fla. | Florida

QUICK HITS

- Ran for a career-best 91 yards at Texas A&M - most by an Arkansas QB since Matt Jones in 2004.
- Recorded his first career 300-yard passing game with 318 yards at Auburn, became the first Arkansas QB to throw 4 TDs in a game since Brandon Allen in 2015.
- Started the first three games at Florida in 2019, before suffering a season-ending injury against Kentucky.
- As a redshirt sophomore at Florida in 2018, led the Gators to a 10-3 record and a No. 6 final ranking in the USA Today Coaches' Poll.
- Totaled six 200+ yard passing games in 2018, the most at Florida since Tim Tebow in 2007.

CAREER STATS

	PASSING							RUSHING				
	GP/GS	COMP	ATT	PCT	YDS	TD	INT	LNG	ATT	YDS	AVG	TD
2017	11/8	125	229	54.6	1438	9	8	63	58	20	0.3	0
2018	13/13	188	322	58.4	2457	24	6	65	110	350	3.2	7
2019	3/3	54	71	76.1	698	5	3	69	21	68	3.2	1
2020	5/5	105	159	66.0	1213	11	3	55	58	156	2.7	0
TOTAL	32/29	472	781	60.4	5806	49	20	69	247	594	2.4	8

* 2017-19 at Florida

GAME-BY-GAME STATS

	PASSING							RUSHING				
	GP/GS	COMP	ATT	PCT	YDS	TD	INT	LNG	ATT	YDS	AVG	TD
GEORGIA	1/1	19	36	52.3	200	1	2	49	5	13	2.6	0
at Mississippi St.	1/1	20	28	71.4	212	2	0	52	8	8	1.0	0
at Auburn	1/1	22	30	73.3	318	4	0	44	15	28	1.9	0
OLE MISS	1/1	21	34	61.8	244	1	1	55	14	16	1.1	0
at Texas A&M	1/1	23	31	74.2	239	3	0	36	16	91	5.7	0
TENNESSEE												
at Florida												
LSU												
at Missouri												
ALABAMA												
TOTAL	5/5	105	159	66.0	1213	11	3	55	58	156	2.7	0

SEASON HIGHS

Pass Attempts	36 vs. #4 Georgia (9/26/20)
Completions	23 at #8 Texas A&M (10/31/20)
Pass Yards	318 at #13 Auburn (10/10/20)
Pass TDs	4 at #13 Auburn (10/10/20)
Long Pass	55 vs. Ole Miss (10/17/20)
Completion %	74.2 at #8 Texas A&M (10/31/20)
Rushes	16 at #8 Texas A&M (10/31/20)
Rush Yards	91 at #8 Texas A&M (10/31/20)
Rush TDs	
Long Rush	28 at #8 Texas A&M (10/31/20)

CAREER HIGHS

Pass Attempts	39 vs. Florida State (11/25/17)*
Completions	25 vs. UT Martin (9/7/19)*
Pass Yards	318 at #13 Auburn (10/10/20)
Pass TDs	5 vs. Charleston Southern (9/1/18)*
Long Pass	69 vs. UT Martin (9/7/19)*
Completion %	92.6 vs UT Martin (9/7/19)*
Rushes	16 (2x) last at #8 Texas A&M (10/31/20)
Rush Yards	91 at #8 Texas A&M (10/31/20)
Rush TDs	2 vs. South Carolina (11/10/18)*
Long Rush	79 vs. Texas A&M (10/14/17)*

* at Florida

IN THE 2020 RANKINGS

Category	Stat	SEC	NCAA
Passing yards/game	242.6	6th	32nd
Passing TDs	11	T5th	T17th
Passing Yards	1213	7th	32nd

GAME 6: TENNESSEE



TREYLON BURKS

16

Wide Receiver | 6-3 | 232 | Sophomore
Warren, Ark. | Warren HS

QUICK HITS

- TD grab vs. Ole Miss was No. 1 on SportsCenter that night.
- Posted a career day in win vs. Ole Miss with 11 catches, 137 yards, a TD and 46 yards rushing - first Razorback with 10+ catches since 2012.
- Recorded his first career TD and 100-yard game in opener vs. No. 4 Georgia.
- Finished second in 2019 among SEC freshman in receiving yards per catch (16.4 ypc) and yards per game (43.2 ypg).
- Was second on the team in 2019 with 866 all-purpose yards.
- Became the first Arkansas true freshman receiver with 400+ yards in a season since Marcus Monk (569) in 2004.

CAREER STATS

	GP/GS	RECEIVING				TD	LNG	RUSHING				TD	LNG
		REC	YDS	AVG				ATT	YDS	AVG			
2019	11/9	29	475	16.4		0	38	9	35	3.9		0	11
2020	4/4	26	366	14.1		4	55	8	50	9.8		0	18
TOTAL	15/13	55	841	15.3		4	55	17	85	5.0		0	18

GAME-BY-GAME STATS

	GP/GS	RECEIVING				TD	LNG	RUSHING				TD	LNG
		REC	YDS	AVG				ATT	YDS	AVG			
GEORGIA	1/1	7	102	14.6		1	49	1	3	3.0		0	3
at Mississippi St.	1/1	1	10	10.0		0	10	0	0	0.0		0	0
at Auburn		--- DNP ---											
OLE MISS	1/1	11	137	12.5		1	55	4	46	11.5		0	18
at Texas A&M	1/1	7	117	16.7		2	36	3	1	0.3		0	1
TENNESSEE													
at Florida													
LSU													
at Missouri													
ALABAMA													
TOTAL	4/4	26	366	14.1		4	55	8	50	6.2		0	18

SEASON HIGHS

Receptions	11 vs. Ole Miss (10/17/20)
Receiving Yards	137 vs. Ole Miss (10/17/20)
Receiving Touchdowns	2 at #8 Texas A&M (10/31/20)
Long Reception	55 vs. Ole Miss (10/17/20)
Rushes	4 vs. Ole Miss (10/17/20)
Rushing Yards	46 vs. Ole Miss (10/17/20)
Long Rush	18 vs. Ole Miss (10/17/20)

CAREER HIGHS

Receptions	11 vs. Ole Miss (10/17/20)
Receiving Yards	137 vs. Ole Miss (10/17/20)
Receiving Touchdowns	2 at #8 Texas A&M (10/31/20)
Long Reception	55 vs. Ole Miss (10/17/20)
Rushes	4 (4x) last vs. Ole Miss (10/17/20)
Rushing Yards	46 vs. Ole Miss (10/17/20)
Long Rush	18 vs. Ole Miss (10/17/20)

IN THE 2020 RANKINGS

Category	Stat	SEC	NCAA
Receiving yards/game	91.5	5th	25th
Yards per catch	14.1	19th	--
Receptions/game	6.5	4th	T20th
Receiving yards	366	10th	51st
Receiving TDs	4	T7th	T30th



HUDSON CLARK

17

Defensive Back | 6-2 | 176 | R-Freshman
Dallas, Texas | Highland Park HS

QUICK HITS

- Became first Hog freshman to record three picks in the same game against Ole Miss.
- Started first career game at No. 13 Auburn and made seven tackles.
- Walk-on who did not see game action his first season in 2019.
- Won three consecutive Class 5A State Championships at Highland Park HS.
- Parents are both Arkansas grads, grandfather Ronnie Clark is HOF Arkansas HS football coach, spent 27 years at Berryville HS.

CAREER STATS

	GP/GS	UA	A	TOT	TFL-YDS	SCK-YDS	FF	FR-YDS	INT-YDS	QBH	BRUP
2020	4/3	18	5	23	0.0-0	0.0-0	0	0-0	3-18	0	1
TOTAL	4/3	18	5	23	0.0-0	0.0-0	0	0-0	3-18	0	1

GAME-BY-GAME STATS

	GP/GS	UA	A	TOT	TFL-YDS	SCK-YDS	FF	FR-YDS	INT-YDS	QBH	BRUP
GEORGIA											
at Mississippi St.	0/1	1	1	2	0.0-0	0.0-0	0	0-0	0-0	0	0
at Auburn	1/1	7	0	7	0.0-0	0.0-0	0	0-0	0-0	0	1
OLE MISS	1/1	3	2	5	0.0-0	0.0-0	0	0-0	3-18	0	0
at Texas A&M	1/1	7	2	9	0.0-0	0.0-0	0	0-0	0-0	0	0
TENNESSEE											
at Florida											
LSU											
at Missouri											
ALABAMA											
TOTAL	4/3	18	5	23	0.0-0	0.0-0	0	0-0	3-18	0	1

SEASON HIGHS

Tackles	9 at #8 Texas A&M (10/31/20)
Double-Figure Tackle Games	
Tackles For Loss	
Sacks	
Interceptions	3 vs. Ole Miss (10/17/20)
Interception Return Yards	18 vs. Ole Miss (10/17/20)
QB Hurries	
Pass Breakups	1 at #13 Auburn (10/10/20)
Forced Fumbles	

CAREER HIGHS

Tackles	9 at #8 Texas A&M (10/31/20)
Double-Figure Tackle Games	
Tackles For Loss	
Sacks	
Interceptions	3 vs. Ole Miss (10/17/20)
Interception Return Yards	18 vs. Ole Miss (10/17/20)
QB Hurries	
Pass Breakups	1 at #13 Auburn (10/10/20)
Forced Fumbles	

HUDSON CLARK PICKED OFF THREE PASSES IN THE WIN OVER OLE MISS TO EARN JIM THORPE AWARD PLAYER OF THE WEEK AND SEC FRESHMAN OF THE WEEK. CLARK'S THREE PICKS ARE TIED FOR THE SECOND-MOST IN A GAME IN ARKANSAS HISTORY. HE ALSO HAS BEEN PLACED ON THE FWAA'S FRESHMAN ALL-AMERICAN WATCH LIST.



GAME 6: TENNESSEE



TYSON MORRIS

19

Wide Receiver | 6-1 | 202 | R-Senior
Helena-West Helena, Ark. | Central Oklahoma



QUICK HITS

- Finished fourth on the team in 2019 with 11.9 ypc.
- Began Arkansas career as walk-on, placed on scholarship in August 2019.
- Father, Isaiah Morris, played basketball at Arkansas from 1990-92 - drafted by Miami Heat.
- Won the Arkansas Class 7A state championship as a senior in 2015
- Transferred from Central Oklahoma in 2017.

CAREER STATS

	GP/GS	RECEIVING				TD	LNG	RUSHING				TD	LNG
		REC	YDS	AVG				ATT	YDS	AVG			
2018	11/0	4	30	7.5		1	11	0	0	0.0		0	0
2019	11/0	13	155	11.9		1	30	0	0	0.0		0	0
2020	5/0	4	39	9.8		1	17	0	0	0.0		0	0
TOTAL	26/0	21	224	10.7		3	30	0	0	0.0		0	0

GAME-BY-GAME STATS

	GP/GS	RECEIVING				TD	LNG	RUSHING				TD	LNG
		REC	YDS	AVG				ATT	YDS	AVG			
GEORGIA	1/0	0	0	0.0		0	0	0	0	0.0		0	0
at Mississippi St.	1/0	0	0	0.0		0	0	0	0	0.0		0	0
at Auburn	1/0	1	6	6.0		0	6	0	0	0.0		0	0
OLE MISS	1/0	2	32	16.0		0	17	0	0	0.0		0	0
at Texas A&M	1/0	1	1	1.0		1	1	0	0	0.0		0	0
TENNESSEE													
at Florida													
LSU													
at Missouri													
ALABAMA													
TOTAL	5/0	4	39	9.8		1	17	0	0	0.0		0	0

SEASON HIGHS

Receptions 2 vs. Ole Miss (10/17/20)
Receiving Yards 32 vs. Ole Miss (10/17/20)
Receiving Touchdowns 1 at #8 Texas A&M (10/31/20)
Long Reception 17 vs. Ole Miss (10/17/20)

CAREER HIGHS

Receptions 4 vs. San Jose State (9/21/19)
Receiving Yards 60 vs. San Jose State (9/21/19)
Receiving Touchdowns 1 (3x) last at #8 Texas A&M (10/31/20)
Long Reception 30 vs. San Jose State (9/21/19)



MONTARIC BROWN

21

Defensive Back | 6-0 | 190 | R-Junior
Ashdown, Ark. | Ashdown HS

QUICK HITS

- Picked off his second career pass in opener vs. No. 4 Georgia.
- Finished the 2019 season tied for fifth on the team in tackles (39).
- Recorded a career-best six tackles in the 2019 season finale against Missouri.
- Picked off Texas A&M QB Kellen Mond in the end zone for his first career INT against Texas A&M.
- Nickname - Buster - given to him by HS coach & town of Ashdown, Ark.
- Consensus four-star prospect and No. 1 player in Arkansas.

CAREER STATS

	GP/GS	UA	A	TOT	TFL-YDS	SCK-YDS	FF	FR-YDS	INT-YDS	QBH	BRUP
2018	11/3	8	1	9	0.0-0	0.0-0	0	0-0	0-0	0	1
2019	10/10	25	14	39	1.0-3	0.0-0	0	1-0	1-12	0	3
2020	3/3	8	1	9	1.0-3	0.0-0	0	0-0	1-0	1	1
TOTAL	24/16	41	16	57	2.0-6	0.0-0	0	1-0	2-12	0	5

GAME-BY-GAME STATS

	GP/GS	UA	A	TOT	TFL-YDS	SCK-YDS	FF	FR-YDS	INT-YDS	QBH	BRUP
GEORGIA	1/1	3	0	3	0.0-0	0.0-0	0	0-0	0-0	0	1
at Mississippi St.	1/1	3	0	3	1.0-3	0.0-0	0	0-0	0-0	0	0
at Auburn					--- DNP ---						
OLE MISS					--- DNP ---						
at Texas A&M	1/1	2	1	3	0.0-0	0.0-0	0	0-0	0-0	0	0
TENNESSEE											
at Florida											
LSU											
at Missouri											
ALABAMA											
TOTAL	3/3	8	1	9	1.0-3	0.0-0	0	0-0	0-0	0	1

SEASON HIGHS

Tackles 3 (3x) last at #8 Texas A&M (10/31/20)
Double-Figure Tackle Games
Tackles For Loss 1.0 at #16 Mississippi State (10/3/20)
Sacks
Interceptions 1 vs. #4 Georgia (9/26/20)
Interception Return Yards
QB Hurries
Pass Breakups 1 vs. #4 Georgia (9/26/20)
Forced Fumbles

CAREER HIGHS

Tackles 6 vs. Missouri (11/29/19)
Double-Figure Tackle Games None
Tackles For Loss 1.0 (2x) last at #16 Mississippi State (10/3/20)
Sacks None
Interceptions 1 (2x) last vs. #4 Georgia (9/26/20)
Interception Return Yards 12 vs. Texas A&M (9/28/19)
QB Hurries None
Pass Breakups 2 vs. Colorado State (9/14/19)
Forced Fumbles None

GAME 6: TENNESSEE



TRELON SMITH

22

Running Back | 5-9 | 185 | R-Junior
Houston, Texas | Arizona State

QUICK HITS

- Had a career day in his first career start at Auburn, rushing for 81 yards and catching six passes for 78 yards and a score.
- Did not play during the 2019 season at Arkansas due to NCAA transfer regulations.
- Smith and fellow running back Rakeem Boyd both hail from Houston, but they did not know each other prior to attending Arkansas.

CAREER STATS

	RUSHING					RECEIVING						
	GP/GS	ATT	YDS	AVG	TD	LNG	REC	YDS	AVG	TD	LNG	
2017	4/0	1	4	4.0	0	4	0	0	0	0	0	0
2018	4/0	11	56	5.1	0	19	4	22	5.5	0	7	7
2019	--- DNP due to transfer rules ---											
2020	5/1	61	251	4.1	0	15	15	114	8.1	1	25	25
TOTAL	13/1	73	301	4.1	0	19	19	136	7.2	1	25	

* 2017 & 2018 at Arizona State

GAME-BY-GAME STATS

	RUSHING					RECEIVING						
	GP/GS	ATT	YDS	AVG	TD	LNG	REC	YDS	AVG	TD	LNG	
GEORGIA	1/0	6	38	6.3	0	11	3	13	4.3	0	6	6
at Mississippi St.	1/0	14	48	3.4	0	11	5	22	4.4	0	10	10
at Auburn	1/1	21	81	3.9	0	15	6	78	13.0	1	25	25
OLE MISS	1/0	15	54	3.6	0	15	0	0	0.0	0	0	0
at Texas A&M	1/0	5	30	6.0	0	9	1	1	1.0	0	1	1
TENNESSEE												
at Florida												
LSU												
at Missouri												
ALABAMA												
TOTAL	5/1	61	251	4.1	0	15	15	114	7.6	1	25	

SEASON HIGHS

Rushes	21 at # 13 Auburn (10/10/20)
Rushing Yards	81 at # 13 Auburn (10/10/20)
Rushing Touchdowns	
Long Rush	15 (2x) last vs. Ole Miss (10/17/20)
100-Yard Games	
Receptions	6 at # 13 Auburn (10/10/20)
Receiving Yards	78 at # 13 Auburn (10/10/20)
Receiving Touchdowns	1 at # 13 Auburn (10/10/20)
Long Reception	25 at # 13 Auburn (10/10/20)

CAREER HIGHS

Rushes	21 at # 13 Auburn (10/10/20)
Rushing Yards	81 at # 13 Auburn (10/10/20)
Rushing Touchdowns	None
Long Rush	19 at #10 Washington (9/22/18)*
100-Yard Games	None
Receptions	6 at # 13 Auburn (10/10/20)
Receiving Yards	78 at # 13 Auburn (10/10/20)
Receiving Touchdowns	1 at # 13 Auburn (10/10/20)
Long Reception	25 at # 13 Auburn (10/10/20)

* at Arizona State



HAYDEN HENRY

27

Linebacker | 6-2 | 226 | Junior
Little Rock, Ark. | Pulaski Academy



QUICK HITS

- Recorded first career sack in the 2019 season opener against Portland State.
- Forced a fumble that was returned for a TD by LaDarius Bishop against Colorado State in 2019.
- Named 2018 & 2019 Fall SEC Academic Honor Roll.
- Razorback Bloodline: Grandfather, Skip Coffman, played basketball (1957-62), father, Mark, played football (1988-91), brothers Hunter (2013-15) & Hudson (current) play FB.
- Brother Hunter is a tight end for the Los Angeles Chargers.

CAREER STATS

	GP/GS	UA	A	TOT	TFL-YDS	SCK-YDS	FF	FR-YDS	INT-YDS	QBH	BRUP
2017	12/0	3	0	3	0.0-0	0.0-0	0	0-0	0-0	0	0
2018	12/1	9	15	24	0.0-0	0.0-0	0	0-0	0-0	0	0
2019	10/0	16	15	31	2.5-9	1.0-7	1	0-0	0-0	0	2
2020	5/1	11	6	17	3.0-11	1.0-8	0	0-0	0-0	0	1
TOTAL	39/2	39	36	75	5.5-20	2.0-15	1	0-0	0-0	0	3

GAME-BY-GAME STATS

	GP/GS	UA	A	TOT	TFL-YDS	SCK-YDS	FF	FR-YDS	INT-YDS	QBH	BRUP
GEORGIA	1/0	1	0	1	0.0-0	0.0-0	0	0-0	0-0	0	0
at Mississippi St.	1/0	2	1	3	0.0-0	0.0-0	0	0-0	0-0	0	0
at Auburn	1/0	1	3	4	1.0-8	1.0-8	0	0-0	0-0	0	0
OLE MISS	1/1	6	2	8	2.0-3	0.0-0	0	0-0	0-0	0	1
at Texas A&M	1/0	1	0	1	0.0-0	0.0-0	0	0-0	0-0	0	0
TENNESSEE											
at Florida											
LSU											
at Missouri											
ALABAMA											
TOTAL	5/1	11	6	17	3.0-11	1.0-8	0	0-0	0-0	0	1

SEASON HIGHS

Tackles	8 vs. Ole Miss (10/17/20)
Tackles For Loss	2.0 vs. Ole Miss (10/17/20)
Sacks	1.0 at #13 Auburn (10/10/20)
Interceptions	
Interception Return Yards	
QB Hurries	
Pass Breakups	1 vs. Ole Miss (10/17/20)
Forced Fumbles	

CAREER HIGHS

Tackles	8 (2x) last vs. Ole Miss (10/17/20)
Tackles For Loss	2.0 vs. Ole Miss (10/17/20)
Sacks	1.0 (2x) last at #13 Auburn (10/10/20)
Interceptions	None
Interception Return Yards	None
QB Hurries	None
Pass Breakups	1 (3x) last vs. Ole Miss (10/17/20)
Forced Fumbles	1 vs. Colorado State (9/14/19)

GAME 6: TENNESSEE



GRANT MORGAN

31

Linebacker | 5-11 | 222 | R-Senior
Greenwood HS | Greenwood, Ark.



QUICK HITS

- Earned multiple awards after career-best 19 tackles and three TFLs vs. Ole Miss and intercepting his first career pass, returning it for a TD.
- Set a then career-high with 15 tackles in the upset win at No. 16 Mississippi State.
- Made 13 stops vs. No. 4 Georgia, with 10 in the first half.
- Sixth leading tackler on the team in 2019, set a career-best with 39 total stops.
- Made at least one tackle in every game in 2019, a season-best 7 against Western Kentucky.
- Younger brother of former Arkansas & NFL wide receiver Drew Morgan.
- Began Arkansas career as walk-on, placed on scholarship Aug. 2018.

CAREER STATS

	GP/GS	UA	A	TOT	TFL-YDS	SCK-YDS	FF	FR-YDS	INT-YDS	QBH	BRUP
2017	12/0	22	16	38	3.5-15	1.0-9	1	0-0	0-0	2	2
2018	12/0	8	16	24	2.5-4	0.0-0	0	0-0	0-0	2	1
2019	12/0	9	30	39	3.0-14	1.0-8	0	0-0	0-0	0	0
2020	5/5	16	42	58	5.0-14	1.0-4	0	0-0	1-23	0	4
TOTAL	41/5	55	104	159	4.0-47	3.0-21	1	0-0	1-23	4	7

GAME-BY-GAME STATS

	GP/GS	UA	A	TOT	TFL-YDS	SCK-YDS	FF	FR-YDS	INT-YDS	QBH	BRUP
GEORGIA	1/1	4	9	13	0.0-0	0.0-0	0	0-0	0-0	0	0
at Mississippi St.	1/1	4	11	15	0.5-1	0.0-0	0	0-0	0-0	0	1
at Auburn	1/1	0	5	5	0.0-0	0.0-0	0	0-0	0-0	0	0
OLE MISS	1/1	5	14	19	3.0-10	1.0-4	0	0-0	1-23	0	2
at Texas A&M	1/1	3	3	6	1.5-3	0.0-0	0	0-0	0-0	0	1
TENNESSEE											
at Florida											
LSU											
at Missouri											
ALABAMA											
TOTAL	5/5	16	42	58	5.0-14	1.0-4	0	0-0	1-23	0	4

SEASON HIGHS

Tackles	19 vs. Ole Miss (10/17/20)
Tackles For Loss	3.0 vs. Ole Miss (10/17/20)
Sacks	1.0 vs. Ole Miss (10/17/20)
Interceptions	1 vs. Ole Miss (10/17/20)
Interception Return Yards	23 vs. Ole Miss (10/17/20)
QB Hurries	
Pass Breakups	2 vs. Ole Miss (10/17/20)
Forced Fumbles	
Fumble Recoveries	

CAREER HIGHS

Tackles	19 vs. Ole Miss (10/17/20)
Tackles For Loss	3.0 vs. Ole Miss (10/17/20)
Sacks	1.0 (4x) last vs. Ole Miss (10/17/20)
Interceptions	1 vs. Ole Miss (10/17/20)
Interception Return Yards	23 vs. Ole Miss (10/17/20)
QB Hurries	1 (3x) last vs. North Texas (9/15/18)
Pass Breakups	2 vs. Ole Miss (10/17/20)
Forced Fumbles	1 vs. Auburn (10/21/17)
Fumble Recoveries	None

IN THE 2020 RANKINGS

Category	Stat	SEC	NCAA
Tackles per game	11.6	2nd	6th
Total Tackles	58	T2nd	T9th
Assisted Tackles	42	1st	2nd
Tackles for Loss	5.0	T8th	--

GRANT MORGAN TURNED IN AN ALL-TIME PERFORMANCE IN A HOMECOMING VICTORY OVER OLE MISS, MAKING 19 TACKLES, RECORDING 3.0 TACKLES FOR LOSS, A SACK AND A PICK-SIX TO EARN THE CRIP HALL AWARD, SEC DEFENSIVE PLAYER OF THE WEEK, NAGURSKI DEFENSIVE NATIONAL PLAYER OF THE WEEK AND BEDNARIK DEFENSIVE NATIONAL PLAYER OF THE WEEK.



A.J. REED

35

Kicker | 5-11 | 186 | R-Senior
Prattville, Ala. | Duke



QUICK HITS

- Made 73 consecutive PATs, dating back to 2016 at Duke, last miss 9/17/16 at Northwestern.
- ACC Specialist of the Week 11/28/19 after hitting a career-long 51 yard field goal vs. Syracuse.
- Only ACC kicker in 2019 to make three field goals of 49 or more yards.
- In 2019 was All-ACC Honorable Mention and a CoSIDA Academic All-District honoree.
- Graduated from Duke with a degree in political science and a minor in economics.
- Dad was in the Air Force and he lived in over 10 different places while growing up. Both of his parents are from Ft. Smith, Ark., roughly 60 miles from Fayetteville.

CAREER STATS

	GP/GS	FGM	FGA	PCT	LG	BLK	XPA	XPM	NO	YDS	AVG	TB	OB
2016	12/0	3	10	97.9	38	0	37	38	0	0	00.0	0	0
2017													
2018	6/0	0	0	0.00	0	0	0	0	34	2021	59.4	5	1
2019	12/0	15	18	83.3	51	0	34	34	57	3182	55.8	15	1
2020	4/0	5	7	71.4	34	0	12	12	4	234	62.5	0	1
TOTAL	35/0	23	35	65.7	51	0	83	84	95	5437	57.2	20	3

* 2016-19 at Duke

GAME-BY-GAME STATS

	GP/GS	FGA	FGM	PCT	LG	BLK	XPA	XPM	NO	YDS	AVG	TB	OB
GEORGIA	1/0	1	1	100.0	25	0	1	1	0	0	0.0	0	0
at Mississippi St.	1/0	-	-	-	-	-	3	3	0	0	0.0	0	0
at Auburn	1/0	1	1	100.0	23	0	1	1	2	125	62.5	0	1
OLE MISS	1/0	2	2	100.0	32	0	3	3	2	109	54.5	0	0
at Texas A&M	1/0	1	3	33.3	34	0	4	4	0	0	0	0	0
TENNESSEE													
at Florida													
LSU													
at Missouri													
ALABAMA													
TOTAL	5/0	5	7	71.4	32	0	12	12	4	234	58.5	0	1

SEASON HIGHS

Field Goals Made	2 vs. Ole Miss (10/17/20)
Field Goals Attempted	2 vs. Ole Miss (10/17/20)
Long Field Goal	34 at #8 Texas A&M (10/31/20)
Point After Tries	4 at #8 Texas A&M (10/31/20)
Point After Tries Made	4 at #8 Texas A&M (10/31/20)

CAREER HIGHS

Field Goals Made	2 (5x) last vs. Ole Miss (10/17/20)
Field Goals Attempted	3 (2x) last vs. Miami (FL) (11/30/19)*
Long Field Goal	51 vs. Syracuse (11/16/19)*
Point After Tries	7 vs. North Carolina Central (9/3/16)*
Point After Tries Made	7 vs. North Carolina Central (9/3/16)*

* at Duke

GAME 6: TENNESSEE



GEORGE CARATAN

40

Punter | 6-2 | 213 | Junior
Pacific Palisades, Calif. | Michigan

QUICK HITS

- Did not see game action in two seasons at Michigan (2018-19).
- Attended St. Thomas More in Connecticut, was first team All-Connecticut.
- Also attended Loyola HS in Los Angeles for two years.
- Grew up on a grape farm in California.

CAREER STATS

	GP/GS	NO	YDS	AVG	LG	TB	FC	I20	50+	BLK
2020	3/0	16	727	45.4	57	2	4	4	4	2
TOTAL	3/0	16	727	45.4	57	2	4	4	4	2

GAME-BY-GAME STATS

	GP/GS	NO	YDS	AVG	LG	TB	FC	I20	50+	BLK
GEORGIA	1/0	5	248	49.6	57	1	1	0	3	1
at Mississippi St.	1/0	7	300	42.9	48	1	2	3	0	
at Auburn	1/0	4	179	44.8	51	0	1	1	1	1
OLE MISS			--- DNP ---							
at Texas A&M			--- DNP ---							
TENNESSEE										
at Florida										
LSU										
at Missouri										
ALABAMA										
TOTAL	3/0	16	727	45.3	57	2	4	4	4	2

SEASON HIGHS

Total Punts..... 7 at #16 Mississippi State (10/3/20)
Average..... 48.0 vs. #4 Georgia (9/26/20)
Long..... 57 vs. #4 Georgia (9/26/20)
Yards..... 300 at #16 Mississippi State (10/3/20)

CAREER HIGHS

Total Punts..... 7 at #16 Mississippi State (10/3/20)
Average..... 48.0 vs. #4 Georgia (9/26/20)
Long..... 57 vs. #4 Georgia (9/26/20)
Yards..... 300 at #16 Mississippi State (10/3/20)



T.J. HAMMONDS

41

Wide Receiver | 5-10 | 184 | R-Senior
Little Rock, Ark. | Joe T. Robinson HS

QUICK HITS

- Made transition from running back to wide receiver prior to the 2020 season.
- Recorded the team's longest receptions in 2018 on a 64 yard TD grab at Colorado State.
- His 88-yard TD run against Coastal Carolina ('17) was the sixth-longest run in team history.
- Also had a 60-yard TD catch vs. CC to be first Hog since 2012 with two TDs of 60+ yards.
- Consensus four-star prospect out of high school.

CAREER STATS

	RECEIVING					RUSHING				
	GP/GS	REC	YDS	AVG	TD	LNG	ATT	YDS	AVG	TD
2016	8/0	0	0	0.0	0	0	15	88	5.9	1
2017	12/0	2	64	32.0	1	60	32	267	8.3	1
2018	4/0	4	84	12.0	1	64	10	28	2.8	0
2019	5/0	4	10	2.5	0	7	8	62	7.8	0
2020	3/0	0	0	0.0	0	0	1	-14	-14.0	0
TOTAL	31/0	12	166	13.8	2	64	65	448	6.9	2

GAME-BY-GAME STATS

	RECEIVING					RUSHING				
	GP/GS	REC	YDS	AVG	TD	LNG	ATT	YDS	AVG	TD
GEORGIA	1/0	0	0	0.0	0	0	1	-14	-14.0	0
at Mississippi St.	1/0	0	0	0.0	0	0	0	0	0.0	0
at Auburn	1/0	0	0	0.0	0	0	0	0	0.0	0
OLE MISS		---	DNP	---						
at Texas A&M		---	DNP	---						
TENNESSEE										
at Florida										
LSU										
at Missouri										
ALABAMA										
TOTAL	2/0	0	0	0.0	0	0	1	-14	-14.0	0

SEASON HIGHS

Rushes..... 1 vs. #4 Georgia (9/26/20)
Rushing Yards.....
Rushing Touchdowns.....
Long Rush.....
Receptions.....
Receiving Yards.....
Receiving Touchdowns.....
Long Reception.....

CAREER HIGHS

Rushes..... 11 at Ole Miss (10/28/17)
Rushing Yards..... 119 vs. Coastal Carolina (11/4/17)
Rushing Touchdowns..... 1 (2x), last vs. Coastal Carolina (11/4/17)
Long Rush..... 88 vs. Coastal Carolina (11/4/17)
Receptions..... 2 (2x) last vs. #23 Texas A&M (9/28/19)
Receiving Yards..... 64 at Colorado State (9/8/18)
Receiving Touchdowns..... 1 (2x) last at Colorado State (9/8/18)
Long Reception..... 64 at Colorado State (9/8/18)

GAME 6: TENNESSEE



JONATHAN MARSHALL

42

Defensive Line | 6-3 | 317 | R-Senior
Shepherd, Texas | Shepherd HS



QUICK HITS

- Most experienced returner along the D-line for 2020 with 35 career games played.
- Recorded a career-best 1.5 TFLs in the 2019 season finale against Missouri.
- Summer max at 650 lbs on squad, 365 lbs clean, 450 lbs bench, 33 inch vertical.
- Cousin Cedric Reed - Buffalo Bills, relative Cedric Hardman 9th pick overall by 49ers in 1970.
- Great all-around athlete, recorded 1,200 points and 800 rebounds in HS; also threw shot-put.

CAREER STATS

	GP/GS	UA	A	TOT	TFL-YDS	SCK-YDS	FF	FR-YDS	INT-YDS	QBH	BRUP
2017	12/0	2	4	6	0.5-0	0.0-0	0	0-0	0-0	2	0
2018	11/0	4	10	14	0.0-0	0.0-0	0	0-0	0-0	0	0
2019	12/0	8	9	17	4.5-12	0.5-0	1	0-0	0-0	3	0
2020	5/5	13	6	19	3.0-12	1.0-7	0	0-0	0-0	1	0
TOTAL	38/5	27	29	56	8.0-24	1.5-7	1	0-0	0-0	6	0

GAME-BY-GAME STATS

	GP/GS	UA	A	TOT	TFL-YDS	SCK-YDS	FF	FR-YDS	INT-YDS	QBH	BRUP
GEORGIA	1/1	1	1	2	0.0-0	0.0-0	0	0-0	0-0	1	0
at Mississippi St.	1/1	2	1	3	0.0-0	0.0-0	0	0-0	0-0	0	0
at Auburn	1/1	4	2	6	1.0-7	1.0-7	0	0-0	0-0	0	0
OLE MISS	1/1	3	2	5	1.0-2	0.0-0	0	0-0	0-0	0	0
at Texas A&M	1/1	3	0	3	1.0-3	0.0-0	0	0-0	0-0	0	0
TENNESSEE											
at Florida											
LSU											
at Missouri											
ALABAMA											
TOTAL	5/5	13	6	19	3.0-12	1.0-7	0	0-0	0-0	1	0

SEASON HIGHS

Tackles 6 at #13 Auburn (10/10/20)
Tackles For Loss 1.0 (3x) at #8 Texas A&M (10/31/20)
Sacks 1.0 at #13 Auburn (10/10/20)
Interceptions
Interception Return Yards
QB Hurries 1 vs. #4 Georgia (9/26/20)
Pass Breakups
Forced Fumbles

CAREER HIGHS

Tackles 6 at #13 Auburn (10/10/20)
Tackles For Loss 1.5 vs. Missouri (11/29/19)
Sacks 1.0 at #13 Auburn (10/10/20)
Interceptions None
Interception Return Yards None
QB Hurries 2 vs. Florida A&M (8/31/17)
Pass Breakups None
Forced Fumbles 1 at Kentucky (10/12/19)



ERIC GREGORY

50

Defensive Line | 6-4 | 283 | R-Freshman
Memphis, Tenn. | IMG Academy

QUICK HITS

- Recorded at least 0.5 sacks in two consecutive games at Auburn and Mississippi State.
- Last season appeared in two games and made tackles against Auburn and Mississippi State.
- A consensus four-star prospect, ranked the No. 32 strongside defensive end by Rivals.
- Chose Arkansas over Auburn, LSU, Tennessee, Mississippi State, South Carolina and others.

CAREER STATS

	GP/GS	UA	A	TOT	TFL-YDS	SCK-YDS	FF	FR-YDS	INT-YDS	QBH	BRUP
2019	2/0	1	3	4	0.0-0	0.0-0	0	0-0	0-0	0	0
2020	4/3	6	7	13	1.0-8	1.0-8	0	0-0	0-0	1	0
TOTAL	7/3	7	10	17	1.0-8	1.0-8	0	0-0	0-0	1	0

GAME-BY-GAME STATS

	GP/GS	UA	A	TOT	TFL-YDS	SCK-YDS	FF	FR-YDS	INT-YDS	QBH	BRUP
GEORGIA	1/0	0	3	3	0.0-0	0.0-0	0	0-0	0-0	1	0
at Mississippi St.	1/1	1	2	3	1.0-8	1.0-8	0	0-0	0-0	0	0
at Auburn	1/1	4	2	6	0.5-3	0.5-3	0	0-0	0-0	0	0
OLE MISS	1/1	1	0	1	0.0-0	0.0-0	0	0-0	0-0	0	0
at Texas A&M	1/0	0	0	0	0.0-0	0.0-0	0	0-0	0-0	0	0
TENNESSEE											
at Florida											
LSU											
at Missouri											
ALABAMA											
TOTAL	5/3	6	7	13	1.5-11	1.5-11	0	0-0	0-0	1	0

SEASON HIGHS

Tackles 6 at #13 Auburn (10/10/20)
Double-Figure Tackle Games
Tackles For Loss 1.0 at #16 Mississippi State (10/3/20)
Sacks 1.0 at #16 Mississippi State (10/3/20)
Interceptions
Interception Return Yards
QB Hurries 1 vs. #4 Georgia (9/26/20)
Pass Breakups
Forced Fumbles

CAREER HIGHS

Tackles 6 at #13 Auburn (10/10/20)
Double-Figure Tackle Games
Tackles For Loss 1.0 at #16 Mississippi State (10/3/20)
Sacks 1.0 at #16 Mississippi State (10/3/20)
Interceptions
Interception Return Yards
QB Hurries 1 vs. #4 Georgia (9/26/20)
Pass Breakups
Forced Fumbles



ZACH WILLIAMS

56

Defensive Line | 6-4 | 246 | Sophomore
Little Rock, Ark. | Joe T. Robinson HS

QUICK HITS

- 1.5 tackles for loss vs. Georgia is tied for the Razorback single-game high this year with Dorian Gerald.
- Four-star prospect rated the No. 15 weakside defensive end in the country by 247Sports.
- Chose Arkansas over Alabama, Florida, Georgia, Tennessee, Cal, Texas and others.
- Son of former Arkansas linebacker Rickey Williams (1984-87)

CAREER STATS

	GP/GS	UA	A	TOT	TFL-YDS	SCK-YDS	FF	FR-YDS	INT-YDS	QBH	BRUP
2019	9/0	6	6	12	0.0-0	0.0-0	0	0-0	0-0	0	0
2020	5/3	8	11	19	1.5-9	1.0-8	0	0-0	0-0	0	0
TOTAL	14/3	14	17	31	1.5-9	1.0-8	0	0-0	0-0	0	0

GAME-BY-GAME STATS

	GP/GS	UA	A	TOT	TFL-YDS	SCK-YDS	FF	FR-YDS	INT-YDS	QBH	BRUP
GEORGIA	1/0	3	4	7	1.5-9	1.0-8	0	0-0	0-0	0	0
at Mississippi St.	1/1	2	4	6	0.0-0	0.0-0	0	0-0	0-0	0	0
at Auburn	1/1	2	2	4	0.0-0	0.0-0	0	0-0	0-0	0	0
OLE MISS	1/1	1	1	2	0.0-0	0.0-0	0	0-0	0-0	0	0
at Texas A&M	1/0	0	0	0	0.0-0	0.0-0	0	0-0	0-0	0	0
TENNESSEE											
at Florida											
LSU											
at Missouri											
ALABAMA											
TOTAL	5/3	8	11	19	1.5-9	1.0-8	0	0-0	0-0	0	0

SEASON HIGHS

Tackles	7 vs. #4 Georgia (9/26/20)
Double-Figure Tackle Games	
Tackles For Loss	1.5 vs. #4 Georgia (9/26/20)
Sacks	1.0 vs. #4 Georgia (9/26/20)
Interceptions	
Interception Return Yards	
QB Hurries	
Pass Breakups	
Forced Fumbles	

CAREER HIGHS

Tackles	7 vs. #4 Georgia (9/26/20)
Double-Figure Tackle Games	
Tackles For Loss	1.5 vs. #4 Georgia (9/26/20)
Sacks	1.0 vs. #4 Georgia (9/26/20)
Interceptions	
Interception Return Yards	
QB Hurries	
Pass Breakups	
Forced Fumbles	



HUDSON HENRY

82

Tight End | 6-5 | 249 | R-Freshman
Little Rock, Ark. | Pulaski Academy

QUICK HITS

- Hauled in a career-best six passes for a career-high 33 yards at Texas A&M.
- Earned his first career start in win over Ole Miss.
- Scored first career TD on a 12-yard reception in the upset win at No. 16 Mississippi State.
- Four star prospect, ranked the No. 1 tight end in the country by ESPN.
- Comes from a family of Razorbacks - dad Mark was an All-Southwest Conference offensive lineman (1988-91), brother Hunter was an all-american tight end (2013-15) and is currently in the NFL, brother Hayden is currently a linebacker on the team.

CAREER STATS

	GP/GS	RECEIVING					RUSHING				
		REC	YDS	AVG	TD	LNG	ATT	YDS	AVG	TD	LNG
2019	3/0	3	15	5.0	0	14	0	0	0	0	0
2020	4/2	12	75	6.2	1	13	0	0	0	0	0
TOTAL	7/2	15	90	6.0	1	14	0	0	0	0	0

GAME-BY-GAME STATS

	GP/GS	REC	YDS	AVG	TD	LNG	ATT	YDS	AVG	TD	LNG
GEORGIA	1/0	0	0	0	0	0	0	0	0	0	0
at Mississippi St.	1/0	4	20	5.0	1	12	0	0	0	0	0
at Auburn		---	DNP	---							
OLE MISS	1/1	2	22	11.0	0	13	0	0	0	0	0
at Texas A&M	1/1	6	33	5.5	0	9	0	0	0	0	0
TENNESSEE											
at Florida											
LSU											
at Missouri											
ALABAMA											
TOTAL	4/2	12	75	6.2	1	13	0	0	0.0	0	0

SEASON HIGHS

Receptions	6 at #8 Texas A&M (10/31/20)
Receiving Yards	33 at #8 Texas A&M (10/31/20)
Receiving Touchdowns	1 at #16 Mississippi State (10/3/20)
Long Reception	13 vs. Ole Miss (10/17/20)

CAREER HIGHS

Receptions	6 at #8 Texas A&M (10/31/20)
Receiving Yards	33 at #8 Texas A&M (10/31/20)
Receiving Touchdowns	1 at #16 Mississippi State (10/3/20)
Long Reception	17 at #1 LSU (11/23/19)

GAME 6: TENNESSEE



ISAIAH NICHOLS

93

Defensive Line | 6-3 | 281 | R-Sophomore
Springdale, Ark. | Springdale HS

QUICK HITS

- Recorded 1.0 TFL and 0.5 SKs in the 2019 season finale against Missouri.
- Had three multi-tackle games including a career-best four stops vs. Colorado State.
- Consensus three-star prospect out of high school.
- Recorded 43 tackles for loss his final two seasons in high school.
- Finalist for Hooten's Class 7A/6A Defensive Player of the Year.

CAREER STATS

	GP/GS	UA	A	TOT	TFL-YDS	SCK-YDS	FF	FR-YDS	INT-YDS	QBH	BRUP
2018	3/0	1	0	1	0.0-0	0.0-0	0	0-0	0-0	0	0
2019	12/0	7	10	17	1.0-3	0.5-1	0	0-0	0-0	0	0
2020	5/2	1	8	9	0.5-1	0.5-1	0	0-0	0-0	1	0
TOTAL	20/2	9	18	27	1.5-4	1.0-2	0	0-0	0-0	1	0

GAME-BY-GAME STATS

	GP/GS	UA	A	TOT	TFL-YDS	SCK-YDS	FF	FR-YDS	INT-YDS	QBH	BRUP
GEORGIA	1/1	0	3	3	0.0-0	0.0-0	0	0-0	0-0	0	1
at Mississippi St.	1/0	0	1	1	0.0-0	0.0-0	0	0-0	0-0	0	0
at Auburn	1/1	1	2	3	0.5-1	0.5-1	0	0-0	0-0	0	0
OLE MISS	1/0	0	0	0	0.0-0	0.0-0	0	0-0	0-0	0	0
at Texas A&M	1/1	0	2	2	0.0-0	0.0-0	0	0-0	0-0	0	0
TENNESSEE											
at Florida											
LSU											
at Missouri											
ALABAMA											
TOTAL	5/3	1	8	9	0.5-1	0.5-1	0	0-0	0-0	1	0

SEASON HIGHS

Tackles 3 vs. #4 Georgia (9/26/20)
Tackles For Loss
Sacks
Interceptions
Interception Return Yards
QB Hurries 1 vs. #4 Georgia (9/26/20)
Pass Breakups
Forced Fumbles

CAREER HIGHS

Tackles 4 vs. Colorado State (9/14/19)
Tackles For Loss 0.5 (2x) last vs. Missouri (11/29/19)
Sacks 0.5 vs. Missouri (11/29/19)
Interceptions None
Interception Return Yards None
QB Hurries None
Pass Breakups None
Forced Fumbles None



XAVIER KELLY

97

Defensive Line | 6-5 | 311 | R-Senior
Wichita, Kan. | Clemson



QUICK HITS

- Made his first career start at Texas A&M.
- Member of two National Championship teams and four ACC Championship team at Clemson.
- Recorded first career sack in 2017 against Wake Forest.
- While at Clemson completed microinternships at Adobe and WH Trucking.
- Graduated from Clemson in December 2019 with a degree in sports communication.

CAREER STATS

	GP/GS	UA	A	TOT	TFL-YDS	SCK-YDS	FF	FR-YDS	INT-YDS	QBH	BRUP
2017	8/0	5	4	9	1.0-2	1.0-2	0	0-0	0-0	3	0
2018	11/0	5	3	8	1.0-12	1.0-12	1	0-0	0-0	1	0
2019	10/0	4	2	6	0.0-0	0.5-0	0	1-0	0-0	3	0
2020	4/0	0	4	4	0.0-0	0.0-0	0	0-0	0-0	1	0
TOTAL	34/1	14	14	28	1.0-3	2.5-14	1	1-0	0-0	8	0

* 2017-19 at Clemson

GAME-BY-GAME STATS

	GP/GS	UA	A	TOT	TFL-YDS	SCK-YDS	FF	FR-YDS	INT-YDS	QBH	BRUP
GEORGIA	1/0	0	0	0	0.0-0	0.0-0	0	0-0	0-0	0	0
at Mississippi St.	1/0	0	2	2	0.0-0	0.0-0	0	0-0	0-0	1	0
at Auburn	1/0	0	2	2	0.0-0	0.0-0	0	0-0	0-0	0	0
OLE MISS	1/0	0	0	0	0.0-0	0.0-0	0	0-0	0-0	0	0
at Texas A&M	1/1	0	1	1	0.0-0	0.0-0	0	0-0	0-0	0	0
TENNESSEE											
at Florida											
LSU											
at Missouri											
ALABAMA											
TOTAL	5/0	0	5	5	0.0-0	0.0-0	0	0-0	0-0	1	0

SEASON HIGHS

Tackles 2 (2x) last at #13 Auburn (10/10/20)
Tackles For Loss
Sacks
Interceptions
Interception Return Yards
QB Hurries 1 at #16 Mississippi State (10/3/20)
Pass Breakups
Forced Fumbles

CAREER HIGHS

Tackles 5 vs. The Citadel (11/18/17)*
Tackles For Loss 1.0 (2x) last at Florida State (10/27/18)*
Sacks 1.0 (2x) last at Florida State (10/27/18)*
Interceptions None
Interception Return Yards None
QB Hurries 3 at Syracuse (9/14/19)*
Pass Breakups None
Forced Fumbles None

* at Clemson

#4/3 Georgia (1-0, 1-0)..... 37
Arkansas (0-1, 0-1)..... 10

September 26, 2020 | Fayetteville, Ark.

Donald W. Reynolds Razorback Stadium | Time: 3 p.m. | Attendance: 16,500

TV: SEC Network > Dave Neal (PBP), D.J. Shockley (Analyst) & Tera Talmadge (Sideline)

SCORING SUMMARY

	1st	2nd	3rd	4th	Final
Georgia	0	5	22	10	37
Arkansas	7	0	3	0	10

QTR. TEAM SCORING PLAY

1st	AR	Treyton Burks 49 yd pass from Feleipe Franks (AJ Reed kick), 7-91 2:17
2nd	UGA	TEAM safety
	UGA	Jack Podlesny 38 yd field goal, 8-59 1:00
3rd	AR	AJ Reed 25 yd field goal, 11-43 4:15
	UGA	George Pickens 19 yd pass from S. Bennett (S. Bennett rush), 6-57 2:23
	UGA	J. FitzPatrick 7 yd pass from Stetson Bennett (J. Podlesny kick), 4-24 1:11
	UGA	Eric Stokes 30 yd interception return (Jack Podlesny kick)
4th	UGA	Zamir White 6 yd run (Jack Podlesny kick), 13-81 5:38
	UGA	Jack Podlesny 38 yd field goal, 6-22 2:36

TEAM STATISTICS

	GEORGIA	ARKANSAS
FIRST DOWNS.....	19	15
RUSHES-YARDS (NET).....	42-121	28-77
PASSING YDS (NET).....	266	203
Passes Att-Comp-Int.....	47-28-1	39-20-3
TOTAL OFFENSE PLAYS-YARDS.....	89-387	67-280
Fumble Returns-Yards.....	0-0	1-7
Punt Returns-Yards.....	3-57	0-0
Kickoff Returns-Yards.....	2-91	1-10
Interception Returns-Yards.....	3-68	1-0
Punts (Number-Avg).....	7-49.9	9-42.0
Fumbles-Lost.....	3-1	2-0
Penalties-Yards.....	12-108	10-53
Possession Time.....	35:46	24:14
Third-Down Conversions.....	6 of 20	3 of 14
Fourth-Down Conversions.....	2 of 3	0 of 1
Red-Zone Scores-Chances.....	3-4	1-1
Sacks By: Number-Yards.....	2-16	3-31



WR TREYLON BURKS hauled in his first career touchdown to give Arkansas an early lead against Georgia. Burks also recorded his first career 100-yard game with seven catches for 102 yards.

GEORGIA

RUSHING	Att.	Gain	Lost	Net	TD	Long	Avg.
Zamir White	13	71	0	71	1	20	5.5
James Cook	7	26	0	26	0	7	3.7
Stetson Bennett	5	26	6	20	0	11	4.0
Kenny McIntosh	3	6	0	6	0	3	2.0
Kendall Milton	1	4	0	4	0	4	4.0
Daijun Edwards	1	4	0	4	0	4	4.0
D'Wan Mathis	10	34	30	4	0	9	0.4
TEAM	2	0	14	-14	0	0	-7.0

PASSING	Comp.	Att.	Yds	TD	Int	Long	Sack
Stetson Bennett	20	29	211	2	0	26	1
D'Wan Mathis	8	17	55	0	1	12	2
TEAM	0	1	0	0	0	0	0

RECEIVING	No.	Yds	TD	Long
Kearis Jackson	6	62	0	16
George Pickens	4	47	1	19
D. Robertson	4	29	0	19
Matt Landers	2	27	0	23
J. FitzPatrick	2	19	1	12
Rosemy Jacksaint	2	12	0	6
James Cook	2	10	0	5
Zamir White	2	9	0	9
D. Washington	1	26	0	26
Jermaine Burton	1	13	0	13
Brett Seither	1	12	0	12
Kenny McIntosh	1	0	0	0

PUNTING	No.	Yds	Avg.	Long	I20	50+	TB
Jake Camarda	7	349	49.9	63	5	4	1

FIELD GOALS	Made	Att.	Long	Kicks
Jack Podlesny	2	2	38	38,38

ARKANSAS

RUSHING	Att.	Gain	Lost	Net	TD	Long	Avg.
Trelon Smith	6	38	0	38	0	11	6.3
Rakeem Boyd	11	22	1	21	0	5	1.9
KJ Jefferson	4	27	11	16	0	19	4.0
Feleipe Franks	5	18	5	13	0	7	2.6
Treyton Burks	1	3	0	3	0	3	3.0
TJ Hammonds	1	0	14	-14	0	0	-14.0

PASSING	Comp.	Att.	Yds	TD	Int	Long	Sack
Feleipe Franks	19	36	200	1	2	49	1
KJ Jefferson	1	2	3	0	0	3	1
Treyton Burks	0	1	0	0	1	0	0

RECEIVING	No.	Yds	TD	Long
Treyton Burks	7	102	1	49
Rakeem Boyd	4	8	0	6
Mike Woods	3	40	0	15
Trelon Smith	3	13	0	6
DeVion Warren	1	28	0	28
Blake Kern	1	9	0	9
Trey Knox	1	3	0	3

PUNTING	No.	Yds	Avg.	Long	I20	50+	TB
Sam Loy	3	121	40.3	44	0	0	0
George Caratan	5	248	49.6	57	0	3	1
TEAM	1	9	9.0	9	0	0	0

FIELD GOALS	Made	Att.	Long	Kicks
A.J. Reed	1	1	25	25

GAME 2 ||| at MISSISSIPPI STATE

Arkansas (1-1, 1-1) 21
 #16/14 Mississippi State (1-1, 1-1) 14

October 3, 2020 | Starkville, Miss.

Davis Wade Stadium | Time: 6:30 p.m. | Attendance: 13,564

TV: SEC Network Alt > Roy Philpott (PBP), Kelly Stouffer (Analyst) & Tera Talmadge (Sideline)

SCORING SUMMARY

	1st	2nd	3rd	4th	Final
Arkansas	7	7	7	0	21
Mississippi State	7	0	7	0	14

QTR. TEAM SCORING PLAY

1st	AR	Greg Brooks Jr 69 yd interception return (AJ Reed kick)
	MS	JaVonta Payton 17 yd pass from K.J. Costello (B. Ruiz kick), 15-75 7:45
2nd	AR	DeVion Warren 19 yd pass from Feleipe Franks (AJ Reed kick), 8-69 2:33
3rd	AR	Hudson Henry 12 yd pass from Feleipe Franks (AJ Reed kick), 11-75 3:39
	MS	Dillon Johnson 6 yd run (Brandon Ruiz kick), 14-76 7:21

TEAM STATISTICS

	ARKANSAS	MISSISSIPPI STATE
FIRST DOWNS	17	24
RUSHES-YARDS (NET)	37-63	24-87
PASSING YDS (NET)	212	313
Passes Att-Comp-Int.	28-20-0	60-43-3
TOTAL OFFENSE PLAYS-YARDS	65-275	84-400
Fumble Returns-Yards	0-0	0-0
Punt Returns-Yards	1-1	3-21
Kickoff Returns-Yards	0-0	2-49
Interception Returns-Yards	3-95	0-0
Punts (Number-Avg)	8-42.2	5-42.6
Fumbles-Lost	2-2	1-1
Penalties-Yards	5-40	4-25
Possession Time	23:40	36:20
Third-Down Conversions	5 of 14	6 of 17
Fourth-Down Conversions	0 of 1	4 of 6
Red-Zone Scores-Chances	2-3	2-4
Sacks By: Number-Yards	1-11	3-13



LB BUMPER POOL led an incredible defensive effort at No. 16 Mississippi State with a career-best 20 tackles. Pool's 20 stops were the most by a Razorback since Jerry Franklin at Mississippi State in 2010.

ARKANSAS

RUSHING	Att.	Gain	Lost	Net	TD	Long	Avg.
Trelon Smith	14	50	2	48	0	11	3.4
Rakeem Boyd	8	28	0	28	0	5	3.5
Feleipe Franks	8	21	13	8	0	9	1.0
KJ Jefferson	2	1	1	0	0	1	0.0
DeVion Warren	2	3	9	-6	0	3	-3.0
TEAM	3	0	15	-15	0	0	-5.0

PASSING	Comp.	Att.	Yds	TD	Int	Long	Sack
Feleipe Franks	20	28	212	2	0	52	3

RECEIVING	No.	Yds	TD	Long
Trelon Smith	5	22	0	10
DeVion Warren	4	100	1	52
Hudson Henry	4	20	1	12
Trey Knox	3	31	0	12
Mike Woods	3	29	0	20
Treyton Burks	1	10	0	10

PUNTING	No.	Yds	Avg.	Long	I20	50+	TB
Reid Bauer	1	38	38.0	38	1	0	0
George Caratan	7	300	42.9	48	3	0	1

FIELD GOALS	Made	Att.	Long	Kicks
-------------	------	------	------	-------

MISSISSIPPI STATE

RUSHING	Att.	Gain	Lost	Net	TD	Long	Avg.
Dillon Johnson	9	39	0	39	1	9	4.3
J. Marks	10	39	2	37	0	10	3.7
Kylin Hill	1	7	0	7	0	7	7.0
K.J. Costello	4	15	11	4	0	7	1.0

PASSING	Comp.	Att.	Yds	TD	Int	Long	Sack
K.J. Costello	43	59	313	1	3	34	1
TEAM	0	1	0	0	0	0	0

RECEIVING	No.	Yds	TD	Long
J. Marks	10	50	0	13
Dillon Johnson	8	35	0	10
Jaden Walley	6	56	0	16
Osirus Mitchell	5	61	0	34
Malik Heath	5	27	0	12
Cameron Gardner	3	32	0	12
Tyrell Shavers	3	21	0	11
JaVonta Payton	2	23	1	17
Garrett Shrader	1	8	0	8

PUNTING	No.	Yds	Avg.	Long	I20	50+	TB
Tucker Day	4	162	40.5	49	1	0	0
Reed Bowman	1	51	51.0	51	0	1	0

FIELD GOALS	Made	Att.	Long	Kicks
-------------	------	------	------	-------

Arkansas (1-2, 1-2)..... 28
 #13/13 Auburn (2-1, 2-1)..... 30

October 10, 2020 | Auburn, Ala.

Jordan-Hare Stadium | Time: 3 p.m. | Attendance: 17,490

TV: ESPN > Taylor Zazour (PBP), Matt Stinchcomb (Analyst) & Lauren Sisler (Sideline)

SCORING SUMMARY

	1st	2nd	3rd	4th	Final
Arkansas	0	12	6	10	28
Auburn	10	10	0	10	30

QTR. TEAM SCORING PLAY

1st	AU	Barton Lester 0 yd blocked punt return (Anders Carlson kick)
	AU	Anders Carlson 47 yd field goal, 5-47 2:34
2nd	AU	Bo Nix 15 yd run (Anders Carlson kick), 10-80 4:49
	AR	Mike Woods 4 yd pass from F. Franks (TEAM kick failed), 8-65 2:58
	AR	DeVion Warren 7 yd pass from F. Franks (F. Franks pass failed), 6-75 2:00
	AU	Anders Carlson 25 yd field goal, 6-57 1:37
3rd	AR	Trelon Smith 5 yd pass from F. Franks (F. Franks pass failed), 13-85 5:30
4th	AU	A. Schwartz 17 yd pass from B. Nix (Anders Carlson kick), 9-64 4:12
	AR	AJ Reed 23 yd field goal, 10-70 3:14
	AR	DeVion Warren 30 yd pass from F. Franks (AJ Reed kick), 10-70 4:50
	AU	Anders Carlson 39 yd field goal, 7-23 1:59

TEAM STATISTICS

	ARKANSAS	AUBURN
FIRST DOWNS.....	22	24
RUSHES-YARDS (NET).....	42-119	41-259
PASSING YDS (NET).....	318	187
Passes Att-Comp-Int.....	30-22-0	29-18-0
TOTAL OFFENSE PLAYS-YARDS.....	72-437	70-446
Fumble Returns-Yards.....	0-0	0-0
Punt Returns-Yards.....	0-0	4-34
Kickoff Returns-Yards.....	0-0	4-106
Interception Returns-Yards.....	0-0	0-0
Punts (Number-Avg).....	6-35.3	5-37.4
Fumbles-Lost.....	0-0	1-0
Penalties-Yards.....	6-26	7-52
Possession Time.....	27:42	32:18
Third-Down Conversions.....	6 of 15	6 of 15
Fourth-Down Conversions.....	1 of 1	0 of 0
Red-Zone Scores-Chances.....	4-4	4-5
Sacks By: Number-Yards.....	3-16	3-10



QB FELEIPE FRANKS passed for 318 yards and became the first Arkansas quarterback since Brandon Allen in 2015 to throw four touchdowns, including two to DeVion Warren.

ARKANSAS

RUSHING	Att.	Gain	Lost	Net	TD	Long	Avg.
Trelon Smith	21	87	6	81	0	15	3.9
Feleipe Franks	15	38	10	28	0	9	1.9
AMontae Spivey	4	13	2	11	0	5	2.8
Malik Hornsby	2	1	2	-1	0	1	-0.5

PASSING	Comp.	Att.	Yds	TD	Int	Long	Sack
Feleipe Franks	22	30	318	4	0	44	3

RECEIVING	No.	Yds	TD	Long
Mike Woods	6	81	1	19
Trelon Smith	6	78	1	25
DeVion Warren	5	95	2	44
Blake Kern	4	59	0	35
Tyson Morris	1	6	0	6
Trey Knox	0	-1	0	0

PUNTING	No.	Yds	Avg.	Long	I20	50+	TB
Reid Bauer	1	33	33.0	33	0	0	0
George Caratan	4	179	44.8	51	1	1	0
TEAM	1	0	0.0	0	0	0	0

FIELD GOALS	Made	Att.	Long	Kicks
A.J. Reed	1	1	23	23

AUBURN

RUSHING	Att.	Gain	Lost	Net	TD	Long	Avg.
Tank Bigsby	20	148	2	146	0	26	7.3
D.J. Williams	8	71	0	71	0	41	8.9
Bo Nix	10	48	18	30	1	17	3.0
J.J. Pegues	2	12	0	12	0	11	6.0
A. Schwartz	1	0	0	0	0	0	0.0

PASSING	Comp.	Att.	Yds	TD	Int	Long	Sack
Bo Nix	17	28	187	1	0	32	3
J.J. Pegues	1	1	0	0	0	0	0

RECEIVING	No.	Yds	TD	Long
A. Schwartz	10	100	1	25
Tank Bigsby	4	16	0	8
Seth Williams	3	70	0	32
D.J. Williams	1	1	0	1

PUNTING	No.	Yds	Avg.	Long	I20	50+	TB
Aidan Marshall	4	167	41.8	48	3	0	0
Bo Nix	1	20	20.0	20	0	0	0

FIELD GOALS	Made	Att.	Long	Kicks
Anders Carlson	3	4	47	47,25,34x,39

Ole Miss (1-3, 1-3).....21
Arkansas (2-2, 2-2).....33

SCORING SUMMARY

	1st	2nd	3rd	4th	Final
Ole Miss	0	0	7	14	21
Arkansas	7	13	0	13	33

QTR. TEAM SCORING PLAY

1st	AR	Rakeem Boyd 1 yd run (AJ Reed kick), 11-95 4:11
2nd	AR	AJ Reed 23 yd field goal, 7-42 2:25
	AR	Jalen Catalon 35 yd interception return (AJ Reed kick)
	AR	AJ Reed 32 yd field goal, 12-50 3:21
3rd	OM	Elijah Moore 7 yd pass from Matt Corral (Luke Logan kick), 10-56 4:07
4th	OM	Jonathan Mingo 21 yd pass from M. Corral (Luke Logan kick), 8-66 2:34
	AR	Treyton Burks 7 yd pass from F. Franks (F. Franks rush failed), 11-70 4:30
	OM	Jerrion Ealy 1 yd run (Luke Logan kick), 7-73 2:06
	AR	Grant Morgan 23 yd interception return (AJ Reed kick)

TEAM STATISTICS

	OLE MISS	ARKANSAS
FIRST DOWNS.....	23	24
RUSHES-YARDS (NET).....	53-242	48-150
PASSING YDS (NET).....	200	244
Passes Att-Comp-Int.....	38-20-6	34-21-1
TOTAL OFFENSE PLAYS-YARDS.....	91-442	82-394
Fumble Returns-Yards.....	0-0	0-0
Punt Returns-Yards.....	1-8	0-0
Kickoff Returns-Yards.....	2-37	0-0
Interception Returns-Yards.....	1-0	6-86
Punts (Number-Avg).....	3-40.7	7-46.9
Fumbles-Lost.....	1-1	1-1
Penalties-Yards.....	6-35	3-15
Possession Time.....	29:31	30:29
Third-Down Conversions.....	4 of 16	6 of 17
Fourth-Down Conversions.....	5 of 9	1 of 1
Red-Zone Scores-Chances.....	2-5	4-5
Sacks By: Number-Yards.....	3-11	2-14



LB GRANT MORGAN had a career day with career-best 19 tackles, 3.0 tackles for loss, sack and pick-six on his way to earning the Crip Hall Award for the outstanding senior on Homecoming in the Razorbacks' win.

October 17, 2020 | Fayetteville, Ark.

Donald W. Reynolds Razorback Stadium | Time: 2:30 p.m. | Attendance: 16,500

TV: SECN > Dave Flemming (PBP), Rod Gilmore (Analyst) & Tera Talmadge (Sideline)

OLE MISS

RUSHING	Att.	Gain	Lost	Net	TD	Long	Avg.
Jerrion Ealy	23	113	1	112	1	15	4.9
MoMo Sanogo	1	47	0	47	0	47	47.0
Snoop Conner	15	46	6	40	0	13	2.7
Matt Corral	12	47	18	29	0	9	2.4
Elijah Moore	1	8	0	8	0	8	8.0
Tylan Knight	1	6	0	6	0	6	6.0

PASSING	Comp.	Att.	Yds	TD	Int	Long	Sack
Matt Corral	20	38	200	2	6	34	2

RECEIVING	No.	Yds	TD	Long
Elijah Moore	11	113	1	34
Snoop Conner	3	9	0	13
Jonathan Mingo	2	31	1	21
Jerrion Ealy	2	10	0	14
Braylon Sanders	1	23	0	23
D. Drummond	1	14	0	14

PUNTING	No.	Yds	Avg.	Long	I20	50+	TB
Mac Brown	3	122	40.7	48	1	0	0

FIELD GOALS	Made	Att.	Long	Kicks
-------------	------	------	------	-------

ARKANSAS

RUSHING	Att.	Gain	Lost	Net	TD	Long	Avg.
Trelon Smith	15	61	7	54	0	15	3.6
Treyton Burks	4	46	0	46	0	18	11.5
Rakeem Boyd	14	40	1	39	1	8	2.8
Feleipe Franks	14	36	20	16	0	14	1.1
TEAM	1	0	5	-5	0	0	-5.0

PASSING	Comp.	Att.	Yds	TD	Int	Long	Sack
Feleipe Franks	21	34	244	1	1	55	3

RECEIVING	No.	Yds	TD	Long
Treyton Burks	11	137	1	55
Mike Woods	2	35	0	18
Tyson Morris	2	32	0	17
Hudson Henry	2	22	0	13
Rakeem Boyd	2	7	0	5
DeVion Warren	1	8	0	8
Blake Kern	1	3	0	3

PUNTING	No.	Yds	Avg.	Long	I20	50+	TB
Reid Bauer	7	328	46.9	62	2	3	2

FIELD GOALS	Made	Att.	Long	Kicks
A.J. Reed	2	2	32	23,32

GAME 5 ||| at TEXAS A&M

Arkansas (2-3, 2-3) 31
 #8/8 Texas A&M (4-1, 4-1) 42

SCORING SUMMARY

	1st	2nd	3rd	4th	Final
Arkansas	7	7	3	14	31
Texas A&M	14	14	14	0	42

QTR. TEAM SCORING PLAY

1st	AR	Treyton Burks 6 yd pass from Feleipe Franks (AJ Reed kick), 12-87 4:49
	TAMU	Ainias Smith 35 yd pass from Kellen Mond (Seth Small kick), 8-75 4:12
	TAMU	Ainias Smith 15 yd run (Seth Small kick), 4-58 2:22
2nd	TAMU	J Wydermyer 6 yd pass from Kellen Mond (Seth Small kick), 11-69 5:35
	AR	Tyson Morris 1 yd pass from Feleipe Franks (AJ Reed kick), 8-75 2:30
	TAMU	Isaiah Spiller 6 yd run (Seth Small kick), 7-74 3:00
3rd	AR	AJ Reed 34 yd field goal, 11-58 4:38
	TAMU	J Wydermyer 15 yd pass from Kellen Mond (Seth Small kick), 9-75 5:00
	TAMU	Devon Achane 30 yd run (Seth Small kick), 6-68 2:36
4th	AR	Treyton Burks 16 yd pass from Feleipe Franks (AJ Reed kick), 8-75 2:47
	AR	Rakeem Boyd 14 yd run (AJ Reed kick), 6-69 1:29

TEAM STATISTICS

	ARKANSAS	TEXAS A&M
FIRST DOWNS	29	25
RUSHES-YARDS (NET)	42-222	36-182
PASSING YDS (NET)	239	260
Passes Att-Comp-Int.	32-23-0	26-21-0
TOTAL OFFENSE PLAYS-YARDS	74-461	62-442
Fumble Returns-Yards	0-0	0-0
Punt Returns-Yards	0-0	3-23
Kickoff Returns-Yards	0-0	1-20
Interception Returns-Yards	0-0	0-0
Punts (Number-Avg)	3-43.3	4-41.5
Fumbles-Lost	1-0	0-0
Penalties-Yards	5-51	9-100
Possession Time	27:01	32:59
Third-Down Conversions	3 of 11	7 of 11
Fourth-Down Conversions	1 of 2	0 of 0
Red-Zone Scores-Chances	5-5	4-4
Sacks By: Number-Yards	0-0	4-18



RB RAKEEM BOYD notched his ninth career 100-yard game as a Razorback with 100 yards on 18 carries at No. 8 Texas A&M. Boyd also scored his second touchdown of the season with a fourth quarter score.

October 31, 2020 | College Station, Texas

Kyle Field | Time: 6:30 p.m. | Attendance:

TV: SECN > Taylor Zarzour (PBP), Matt Stinchcomb (Analyst) & Lauren Sisler (Sideline)

ARKANSAS

RUSHING	Att.	Gain	Lost	Net	TD	Long	Avg.
Rakeem Boyd	18	104	4	100	1	16	5.6
Feleipe Franks	16	111	20	91	0	28	5.7
Trelon Smith	5	30	0	30	0	9	6.0
Treyton Burks	3	1	0	1	0	1	0.3

PASSING	Comp.	Att.	Yds	TD	Int	Long	Sack
Feleipe Franks	23	31	239	3	0	36	4
Treyton Burks	0	1	0	0	0	0	0

RECEIVING	No.	Yds	TD	Long
Treyton Burks	7	117	2	36
Hudson Henry	6	33	0	9
Mike Woods	4	35	0	12
Blake Kern	2	21	0	14
DeVion Warren	1	22	0	22
Rakeem Boyd	1	9	0	9
Tyson Morris	1	1	1	1
Trelon Smith	1	1	0	1

PUNTING	No.	Yds	Avg.	Long	I20	50+	TB
Reid Bauer	3	130	43.3	51	1	1	0

FIELD GOALS	Made	Att.	Long	Kicks
A.J. Reed	1	3	34	48x,49x,34

TEXAS A&M

RUSHING	Att.	Gain	Lost	Net	TD	Long	Avg.
Isaiah Spiller	21	90	8	82	1	15	3.9
Devon Achane	4	40	1	39	1	30	9.8
Kellen Mond	6	32	0	32	0	14	5.3
Ainias Smith	3	31	0	31	1	15	10.3
TEAM	2	0	2	-2	0	0	-1.0

PASSING	Comp.	Att.	Yds	TD	Int	Long	Sack
Kellen Mond	21	26	260	3	0	35	0

RECEIVING	No.	Yds	TD	Long
J Wydermyer	6	92	2	32
Ainias Smith	6	67	1	35
Hezekiah Jones	5	47	0	15
Chase Lane	3	50	0	26
Isaiah Spiller	1	4	0	4

PUNTING	No.	Yds	Avg.	Long	I20	50+	TB
N Constantinou	4	166	41.5	43	1	0	0

FIELD GOALS	Made	Att.	Long	Kicks
-------------	------	------	------	-------

GAME 6: TENNESSEE

TEAM STATISTICS

Team Statistics	AR	OPP
SCORING	123	144
Points Per Game	24.6	28.8
Points Off Turnovers	34	14
FIRST DOWNS	107	115
Rushing	37	49
Passing	59	61
Penalty	11	5
RUSHING YARDAGE	631	891
Yards gained rushing	779	1010
Yards lost rushing	148	119
Rushing Attempts	197	196
Average Per Rush	3.2	4.5
Average Per Game	126.2	178.2
TDs Rushing	2	7
PASSING YARDAGE	1216	1226
Comp-Att-Int	106-163-4	130-200-10
Average Per Pass	7.5	6.1
Average Per Catch	11.5	9.4
Average Per Game	243.2	245.2
TDs Passing	11	9
TOTAL OFFENSE	1847	2117
Total Plays	360	396
Average Per Play	5.1	5.3
Average Per Game	369.4	423.4
KICK RETURNS: #-Yards	1-10	11-303
PUNT RETURNS: #-Yards	1--1	14-143
INT RETURNS: #-Yards	10-181	4-68
KICK RETURN AVERAGE	10.0	27.5
PUNT RETURN AVERAGE	-1.0	10.2
INT RETURN AVERAGE	18.1	17.0
FUMBLES-LOST	6-3	6-3
PENALTIES-Yards	29-185	38-320
Average Per Game	37.0	64.0
PUNTS-Yards	33-1386	24-1037
Average Per Punt	42.0	43.2
Net punt average	35.2	42.4
KICKOFFS-Yards	26-1647	27-1710
Average Per Kick	63.3	63.3
Net kick average	40.2	41.7
TIME OF POSSESSION/Game	26:37	33:23
3RD-DOWN Conversions	23/71	29/79
3rd-Down Pct	32%	37%
4TH-DOWN Conversions	3/6	11/18
4th-Down Pct	50%	61%
SACKS BY-Yards	9-72	15-68
MISC YARDS	0	0
TOUCHDOWNS SCORED	16	18
FIELD GOALS-ATTEMPTS	5-7	5-6
ON-SIDE KICKS	0-1	0-0
RED-ZONE SCORES	(16-18) 89%	(15-22) 68%
RED-ZONE TOUCHDOWNS	(11-18) 61%	(13-22) 59%
PAT-ATTEMPTS	(12-13) 92%	(17-17) 100%
ATTENDANCE	33000	58168
Games/Avg Per Game	2/16500	3/19389
Neutral Site Games		0/0

Score by Quarters	1st	2nd	3rd	4th	OT	Total
Arkansas	28	39	19	37	0	123
Opponents	31	29	50	34	0	144

GAME-BY-GAME LEADERS

Opponent	Rushes	Rush Yards	Catches	Receiving Yards	Tackles	Tackles-For-Loss	Sacks
Georgia	11, Rakeem Boyd	38, Trelon Smith	7, Treyton Burks	102, Treyton Burks	13, Grant Morgan	1.5, Gerald, Williams	1.5, Dorian Gerald
at Mississippi State	14, Trelon Smith	48, Trelon Smith	5, Trelon Smith	100, De'Vion Warren	20, Bumper Pool	1.0, Brown, Gregory	1.0, Eric Gregory
at Auburn	21, Trelon Smith	81, Trelon Smith	6, Mike Woods	95, De'Vion Warren	14, Jalen Catalon	1.0, Three Tied	1.0, Marshall, Henry
Ole Miss	15, Trelon Smith	54, Trelon Smith	11, Treyton Burks	137, Treyton Burks	19, Grant Morgan	3.0, Grant Morgan	1.0, Morgan, Coates
at Texas A&M	18, Rakeem Boyd	100, Rakeem Boyd	7, Treyton Burks	117, Treyton Burks	14, Bumper Pool	3.0, Bumper Pool	--
Tennessee							
at Florida							
LSU							
at Missouri							
Alabama							

GAME 6: TENNESSEE

ARKANSAS OFFENSE GAME-BY-GAME STATISTICS

Date	Opponent	Rushing				Receiving				Passing				Kick Returns				Punt Returns				tot off
		no.	yds	td	lg	no.	yds	td	lg	cmp-att-int	yds	td	lg	no.	yds	td	lg	no.	yds	td	lg	
Sep 26	UGA	28	77	0	19	20	203	1	49	20-39-3	203	1	49	1	10	0	10	0	0	0	0	280
Oct 03	at Mississippi State	37	63	0	11	20	212	2	52	20-28-0	212	2	52	0	0	0	0	1	-1	0	0	275
Oct 10	at Auburn	42	119	0	15	22	318	4	44	22-30-0	318	4	44	0	0	0	0	0	0	0	0	437
Oct 17	OLE MISS	48	150	1	18	21	244	1	55	21-34-1	244	1	55	0	0	0	0	0	0	0	0	394
Oct 31	at Texas A&M	42	222	1	28	23	239	3	36	23-32-0	239	3	36	0	0	0	0	0	0	0	0	461
		197	631	2	28	106	1216	11	55	106-163-4	1216	11	55	1	10	0	10	1	-1	0	0	1847
Opponents		196	891	7	47	130	1226	9	35	130-200-10	1226	9	35	11	303	0	48	14	143	1	23	2117

ARKANSAS DEFENSE GAME-BY-GAME STATISTICS

		Tackles				Sacks	Fumble		Pass Defense			blkd	PAT Attempts			off		
Date	Opponent	ua	a	total	tfl-yds	no-yds	ff	fr-yds	int-yds	qbh	brup	kick	kick	rush	rcv	saf	t/o	pts
Sep 26	UGA	43	38	81	4.0-33	3.0-31	1	1-7	1-0	4	6	0	1-1	0	0	0	3	10
Oct 03	at Mississippi State	43	52	95	3.0-16	1.0-11	0	1-0	3-95	1	4	0	3-3	0	0	0	7	21
Oct 10	at Auburn	45	32	77	4.0-18	3.0-16	0	0-0	0-0	0	4	0	1-2	0	0	0	0	28
Oct 17	OLE MISS	40	60	100	11.0-31	2.0-14	0	1-0	6-86	1	3	0	3-3	0	0	0	24	33
Oct 31	at Texas A&M	36	30	66	6.0-10	0.0-0	0	0-0	0-0	0	2	0	4-4	0	0	0	0	31
		207	212	419	28.0-108	9.0-72	1	3-7	10-181	6	19	0	12-13	0	0	0	34	123
Opponents		204	146	350	34.0-118	15.0-68	3	3-0	4-68	17	16	2	17-17	1	0	1	14	144

ARKANSAS SPECIAL TEAMS GAME-BY-GAME STATISTICS

		Punting									Field Goals			Kickoffs				
Date	Opponent	no.	yds	avg	long	blkd	tb	fc	50+	i20	md-att	long	blkd	no.	yds	avg	tb	ob
Sep 26	UGA	9	378	42.0	57	1	1	2	3	0	1-1	25	0	4	268	67.0	2	0
Oct 03	at Mississippi State	8	338	42.2	48	0	1	3	0	4	0-0	0	0	4	258	64.5	2	0
Oct 10	at Auburn	6	212	35.3	51	1	0	2	1	1	1-1	23	0	6	379	63.2	0	2
Oct 17	OLE MISS	7	328	46.9	62	0	2	3	3	2	2-2	32	0	7	423	60.4	4	1
Oct 31	at Texas A&M	3	130	43.3	51	0	0	0	1	1	1-3	34	0	5	319	63.8	4	0
		33	1386	42.0	62	2	4	10	8	8	5-7	34	0	26	1647	63.3	12	3
Opponents		24	1037	43.2	63	0	1	11	5	11	5-6	47	0	27	1710	63.3	23	2

ARKANSAS RED ZONE GAME-BY-GAME STATISTICS

Date	Opponent	Score		Times	Times	Total	Rush			Pass	FGs	Failed to score inside RZ					
				In RZ	Scored	Pts	TDs	TDs	TDs	TDs	Made	FGA	Down	Int	Fumb	Half	Game
Sep 26, 2020	UGA	L	10-37	1	1	3	0	0	0	0	1	0	0	0	0	0	0
Oct 03, 2020	at Mississippi State	W	21-14	3	2	14	2	0	2	0	0	0	0	0	1	0	0
Oct 10, 2020	at Auburn	L	28-30	4	4	21	3	0	3	1	1	0	0	0	0	0	0
Oct 17, 2020	OLE MISS	W	33-21	5	4	19	2	1	1	2	2	0	0	0	0	1	0
Oct 31, 2020	at Texas A&M	L	31-42	5	5	31	4	1	3	1	1	0	0	0	0	0	0
	Totals			18	16	88	11	2	9	5	5	0	0	0	1	1	0
	16 of 18 (88.9%)																

GAME 6: TENNESSEE

OPPONENT OFFENSE GAME-BY-GAME STATISTICS

Date	Opponent	Rushing				Receiving				Passing				Kick Returns				Punt Returns				tot off
		no.	yds	td	lg	no.	yds	td	lg	cmp-att-int	yds	td	lg	no.	yds	td	lg	no.	yds	td	lg	
Sep 26	UGA	42	121	1	20	28	266	2	26	28-47-1	266	2	26	2	91	0	48	3	57	0	23	387
Oct 03	at Mississippi State	24	87	1	10	43	313	1	34	43-60-3	313	1	34	2	49	0	26	3	21	0	20	400
Oct 10	at Auburn	41	259	1	41	18	187	1	32	18-29-0	187	1	32	4	106	0	35	4	34	1	12	446
Oct 17	OLE MISS	53	242	1	47	20	200	2	34	20-38-6	200	2	34	2	37	0	20	1	8	0	8	442
Oct 31	at Texas A&M	36	182	3	30	21	260	3	35	21-26-0	260	3	35	1	20	0	20	3	23	0	11	442
Arkansas		196	891	7	47	130	1226	9	35	130-200-10	1226	9	35	11	303	0	48	14	143	1	23	2117
Arkansas		197	631	2	28	106	1216	11	55	106-163-4	1216	11	55	1	10	0	10	1	-1	0	0	1847

Games: 5 • Avg/rush: 4.5 • Avg/catch: 9.4 • Pass effic: 121.34 • KR avg: 27.5 • PR avg: 10.2 • All purpose avg/game: 526.2 • Total offense avg/gm: 423.4

OPPONENT DEFENSE GAME-BY-GAME STATISTICS

Date	Opponent	Tackles				Sacks	Fumble		Pass Defense			blkd kick	PAT Attempts			off	
		ua	a	total	tfl-yds		ff	fr-yds	int-yds	qbh	brup		kick	rush	rcv	saf	t/o
Sep 26	UGA	36	20	56	5.0-33	2.0-16	1	0-0	3-68	3	5	1	3-3	1	0	1	14
Oct 03	at Mississippi State	34	38	72	7.0-18	3.0-13	1	2-0	0-0	5	0	0	2-2	0	0	0	0
Oct 10	at Auburn	47	20	67	7.0-20	3.0-10	0	0-0	0-0	3	4	1	3-3	0	0	0	0
Oct 17	OLE MISS	46	38	84	8.0-21	3.0-11	1	1-0	1-0	4	3	0	3-3	0	0	0	0
Oct 31	at Texas A&M	41	30	71	7.0-26	4.0-18	0	0-0	0-0	2	4	0	6-6	0	0	0	0
Arkansas		204	146	350	34.0-118	15.0-68	3	3-0	4-68	17	16	2	17-17	1	0	1	14
Arkansas		207	212	419	28.0-108	9.0-72	1	3-7	10-181	6	19	0	12-13	0	0	0	34

OPPONENT SPECIAL TEAMS GAME-BY-GAME STATISTICS

		Punting									Field Goals			Kickoffs				
Date	Opponent	no.	yds	avg	long	blkd	tb	fc	50+	i20	md-att	long	blkd	no.	yds	avg	tb	ob
Sep 26	UGA	7	349	49.9	63	0	1	3	4	5	2-2	38	0	6	384	64.0	5	0
Oct 03	at Mississippi State	5	213	42.6	51	0	0	1	1	1	0-0	0	0	3	195	65.0	3	0
Oct 10	at Auburn	5	187	37.4	48	0	0	2	0	3	3-4	47	0	7	447	63.9	5	2
Oct 17	OLE MISS	3	122	40.7	48	0	0	2	0	1	0-0	0	0	4	229	57.2	3	0
Oct 31	at Texas A&M	4	166	41.5	43	0	0	3	0	1	0-0	0	0	7	455	65.0	7	0
		24	1037	43.2	63	0	1	11	5	11	5-6	47	0	27	1710	63.3	23	2
Arkansas		33	1386	42.0	62	2	4	10	8	8	5-7	34	0	26	1647	63.3	12	3

OPPONENT RED ZONE GAME-BY-GAME STATISTICS

Date	Opponent	Score	Times			Rush			Pass	FGs	Failed to score inside RZ					
			In RZ	Times Scored	Total Pts	TDs	TDs	TDs			FGA	Down	Int	Fumb	Half	Game
Sep 26, 2020	UGA	L 10-37	4	3	22	3	1	2	0	0	0	0	1	0	0	0
Oct 03, 2020	at Mississippi State	W 21-14	4	2	14	2	1	1	0	0	0	2	0	0	0	0
Oct 10, 2020	at Auburn	L 28-30	5	4	20	2	1	1	2	1	0	0	0	0	0	0
Oct 17, 2020	OLE MISS	W 33-21	5	2	14	2	1	1	0	0	0	1	1	1	0	0
Oct 31, 2020	at Texas A&M	L 31-42	4	4	28	4	2	2	0	0	0	0	0	0	0	0
Totals			22	15	98	13	6	7	2	1	3	2	1	0	0	0
15 of 22 (68.2%)																

GAME 6: TENNESSEE

TEAM COMPARISON GAME-BY-GAME STATISTICS

Opponent	Score	First Downs				Rushing Number-Yards	Passing		Total Offense Plays-Yards	Return Yards	Turn- Overs
		Total	Rush	Pass	Pen		Comp-Att-Int	Yards			
UGA	10 - 37	15 / 19	4 / 8	8 / 10	3 / 1	28-77 / 42-121	20-39-3 / 28-47-1	203 / 266	67-280 / 89-387	17 / 216	3 / 2
Mississippi State	21 - 14	17 / 24	6 / 5	10 / 19	1 / 0	37-63 / 24-87	20-28-0 / 43-60-3	212 / 313	65-275 / 84-400	94 / 70	2 / 4
Auburn	28 - 30	22 / 24	5 / 14	15 / 10	2 / 0	42-119 / 41-259	22-30-0 / 18-29-0	318 / 187	72-437 / 70-446	0 / 140	0 / 0
OLE MISS	33 - 21	24 / 23	10 / 13	13 / 10	1 / 0	48-150 / 53-242	21-34-1 / 20-38-6	244 / 200	82-394 / 91-442	86 / 45	2 / 7
Texas A&M	31 - 42	29 / 25	12 / 9	13 / 12	4 / 4	42-222 / 36-182	23-32-0 / 21-26-0	239 / 260	74-461 / 62-442	0 / 43	0 / 0
Totals	123 - 144	107 / 115	37 / 49	59 / 61	11 / 5	197-631 / 196-891	106-163-4 / 130-200-10	1216 / 1226	360-1847 / 396-2117	197 / 514	7 / 13

Opponent	3rd Down		4th Down		Time of Possession	TOP Margin	Avg Yds/Rush	Avg Yds/Pass	Avg Yds/Play	Punting Number-Avg	Penalties Number-Yards	Sacks
	Conversions		Conversions									
UGA	3-14	6-20	0-1	2-3	24:14 / 35:46	-11:32	2.8 / 2.9	5.2 / 5.7	4.2 / 4.3	9-42.0 / 7-49.9	10-53 / 12-108	3 / 2
Mississippi State	5-14	6-17	0-1	4-6	23:40 / 36:20	-12:40	1.7 / 3.6	7.6 / 5.2	4.2 / 4.8	8-42.2 / 5-42.6	5-40 / 4-25	1 / 3
Auburn	6-15	6-15	1-1	0-0	27:42 / 32:18	-4:36	2.8 / 6.3	10.6 / 6.4	6.1 / 6.4	6-35.3 / 5-37.4	6-26 / 7-52	3 / 3
OLE MISS	6-17	4-16	1-1	5-9	30:29 / 29:31	0:58	3.1 / 4.6	7.2 / 5.3	4.8 / 4.9	7-46.9 / 3-40.7	3-15 / 6-35	2 / 3
Texas A&M	3-11	7-11	1-2	0-0	27:01 / 32:59	-5:58	5.3 / 5.1	7.5 / 10.0	6.2 / 7.1	3-43.3 / 4-41.5	5-51 / 9-100	0 / 4
Totals	23-71	29-79	3-6	11-18	133:06 / 166:54	-33:48	3.2 / 4.5	7.5 / 6.1	5.1 / 5.3	33-42.0 / 24-43.2	29-185 / 38-320	9 / 15

Note: Game totals are displayed in the format TEAM/OPPONENT for each category

ARKANSAS INDIVIDUAL STATISTICS

Rushing	gp	att	gain	loss	net	avg	td	lg	avg/g
Trelon Smith	5	61	266	15	251	4.1	0	15	50.2
Rakeem Boyd	5	51	194	6	188	3.7	2	16	37.6
Feleipe Franks	5	58	224	68	156	2.7	0	28	31.2
Treyton Burks	4	8	50	0	50	6.2	0	18	12.5
KJ Jefferson	2	6	28	12	16	2.7	0	19	8.0
AMontae Spivey	4	4	13	2	11	2.8	0	5	2.8
Malik Hornsby	1	2	1	2	-1	-0.5	0	1	-1.0
DeVion Warren	5	2	3	9	-6	-3.0	0	3	-1.2
TJ Hammonds	3	1	0	14	-14	-14.0	0	0	-4.7
TEAM	4	4	0	20	-20	-5.0	0	0	-5.0
Total	5	197	779	148	631	3.2	2	28	126.2
Opponents	5	196	1010	119	891	4.5	7	47	178.2

Passing	gp	effic	comp-att-int	pct	yds	td	lg	avg/g
Feleipe Franks	5	149.18	105-159-3	66.0	1213	11	55	242.6
Treyton Burks	4	-100.00	0-2-1	0.0	0	0	0	0.0
KJ Jefferson	2	62.60	1-2-0	50.0	3	0	3	1.5
Total	5	145.06	106-163-4	65.0	1216	11	55	243.2
Opponents	5	121.34	130-200-10	65.0	1226	9	35	245.2

Receiving	gp	no.	yds	avg	td	lg	avg/g
Treyton Burks	4	26	366	14.1	4	55	91.5
Mike Woods	5	18	220	12.2	1	20	44.0
Trelon Smith	5	15	114	7.6	1	25	22.8
DeVion Warren	5	12	253	21.1	3	52	50.6
Hudson Henry	4	12	75	6.2	1	13	18.8
Blake Kern	5	8	92	11.5	0	35	18.4
Rakeem Boyd	5	7	24	3.4	0	9	4.8
Tyson Morris	5	4	39	9.8	1	17	7.8
Trey Knox	5	4	33	8.2	0	12	6.6
Total	5	106	1216	11.5	11	55	243.2
Opponents	5	130	1226	9.4	9	35	245.2

GAME-BY-GAME OFFENSIVE LINE SNAPS

Player	Total	UGA	MSU	AUB	MISS	TAMU	TENN	FLA	LSU	MIZZ	ALA
Myron Cunningham	293	72	66	77	84	78					
Brady Latham	280	67	66	77	84	65					
Ricky Stromberg	278	72	66	77	84	63					
Beaux Limmer	210	69	66	20	30	55					
Noah Gatlin	205	60	66	1	84	78					
Ty Clary	95	-	-	57	54	38					
Dalton Wagner	88	12	-	76	0	-					
Luke Jones	18	5	0	0	0	13					
Shane Clinin	3	3	-	-	0	-					
Marcus Henderson	3	1	2	0	0	-					

GAME 6: TENNESSEE

ARKANSAS INDIVIDUAL STATISTICS

Scoring	td	fg	PAT				dxp	saf	pts
			kick	rush	rcv	pass			
AJ Reed	-	5-7	12-12	-	-	-	-	-	27
Treyton Burks	4	-	-	-	-	-	-	-	24
DeVion Warren	3	-	-	-	-	-	-	-	18
Rakeem Boyd	2	-	-	-	-	-	-	-	12
Jalen Catalon	1	-	-	-	-	-	-	-	6
Greg Brooks Jr	1	-	-	-	-	-	-	-	6
Grant Morgan	1	-	-	-	-	-	-	-	6
Hudson Henry	1	-	-	-	-	-	-	-	6
Trelon Smith	1	-	-	-	-	-	-	-	6
Mike Woods	1	-	-	-	-	-	-	-	6
Tyson Morris	1	-	-	-	-	-	-	-	6
TEAM	-	-	0-1	-	-	-	-	-	0
Feleipe Franks	-	-	-	0-1	-	0-2	-	-	0
Total	16	5-7	12-13	0-1	-	0-2	-	-	123
Opponents	18	5-6	17-17	1-1	-	-	-	1	144

Field Goals	fg	pct.	01-19	20-29	30-39	40-49	50-99	lg	blk
AJ Reed	5-7	71.4	0-0	3-3	2-2	0-2	0-0	34	0

FG Sequence	Arkansas	Opponents
UGA	(25)	(38),(38)
Mississippi State	-	-
Auburn	(23)	(47),(25),34,(39)
Ole Miss	(23),(32)	-
Texas A&M	48,49,(34)	-

Numbers in (parentheses) indicate field goal was made.

Total Offense	q	plays	rush	pass	total	avg/q
Feleipe Franks	5	217	156	1213	1369	273.8
Trelon Smith	5	61	251	0	251	50.2
Rakeem Boyd	5	51	188	0	188	37.6
Treyton Burks	4	10	50	0	50	12.5
KJ Jefferson	2	8	16	3	19	9.5
AMontae Spivey	4	4	11	0	11	2.8
Malik Hornsby	1	2	-1	0	-1	-1.0
DeVion Warren	5	2	-6	0	-6	-1.2
TJ Hammonds	3	1	-14	0	-14	-4.7
TEAM	4	4	-20	0	-20	-5.0
Total	5	360	631	1216	1847	369.4
Opponents	5	396	891	1226	2117	423.4

Punting	no.	yds	avg	lg	tb	fc	i20	50+	blk
George Caratan	16	727	45.4	57	2	4	4	4	2
Reid Bauer	12	529	44.1	62	2	5	4	4	0
Sam Loy	3	121	40.3	44	0	1	0	0	0
TEAM	2	9	4.5	9	0	0	0	0	0
Total	33	1386	42.0	62	4	10	8	8	2
Opponents	24	1037	43.2	63	1	11	11	5	0

Kickoffs	no.	yds	avg	tb	ob	retn	net	ydln
Vito Calvaruso	22	1413	64.2	12	2			
AJ Reed	4	234	58.5	0	1			
Total	26	1647	63.3	12	3	27.5	40.2	24
Opponents	27	1710	63.3	23	2	10.0	41.7	23

ARKANSAS INDIVIDUAL STATISTICS

All Purpose	g	rush	rcv	pr	kr	ir	total	avg/g
Treyton Burks	4	50	366	0	0	0	416	104.0
Trelon Smith	5	251	114	0	0	0	365	73.0
DeVion Warren	5	-6	253	0	10	0	257	51.4
Mike Woods	5	0	220	0	0	0	220	44.0
Rakeem Boyd	5	188	24	0	0	0	212	42.4
Feleipe Franks	5	156	0	0	0	0	156	31.2
Blake Kern	5	0	92	0	0	0	92	18.4
Greg Brooks Jr	5	0	0	0	0	79	79	15.8
Hudson Henry	4	0	75	0	0	0	75	18.8
Tyson Morris	5	0	39	0	0	0	39	7.8
Jalen Catalon	5	0	0	0	0	35	35	7.0
Trey Knox	5	0	33	0	0	0	33	6.6
Joe Foucha	5	0	0	0	0	26	26	5.2
Grant Morgan	5	0	0	0	0	23	23	4.6
Hudson Clark	4	0	0	0	0	18	18	4.5
KJ Jefferson	2	16	0	0	0	0	16	8.0
AMontae Spivey	4	11	0	0	0	0	11	2.8
Nathan Parodi	3	0	0	-1	0	0	-1	-0.3
Malik Hornsby	1	-1	0	0	0	0	-1	-1.0
TJ Hammonds	3	-14	0	0	0	0	-14	-4.7
TEAM	4	-20	0	0	0	0	-20	-5.0
Total	5	631	1216	-1	10	181	2037	407.4
Opponents	5	891	1226	143	303	68	2631	526.2

Punt Returns	no.	yds	avg	td	lg
Nathan Parodi	1	-1	-1.0	0	0
Total	1	-1	-1.0	0	0
Opponents	14	143	10.2	1	23

Interceptions	no.	yds	avg	td	lg
Hudson Clark	3	18	6.0	0	18
Greg Brooks Jr	2	79	39.5	1	69
Joe Foucha	2	26	13.0	0	26
Grant Morgan	1	23	23.0	1	23
Montaric Brown	1	0	0.0	0	0
Jalen Catalon	1	35	35.0	1	35
Total	10	181	18.1	3	69
Opponents	4	68	17.0	1	38

Kick Returns	no.	yds	avg	td	lg
DeVion Warren	1	10	10.0	0	10
Total	1	10	10.0	0	10
Opponents	11	303	27.5	0	48

Fumble Returns	no.	yds	avg	td	lg
Myles Slusher	1	7	7.0	0	7
Total	1	7	7.0	0	7
Opponents	0	0	0.0	0	0

ARKANSAS DEFENSIVE STATISTICS

#	Defensive Leaders	gp	Tackles				Sacks no-yds	Pass defense			Fumbles		blkd	
			ua	a	tot	tfl/yds		int-yds	brup	qbh	rcv-yds	ff	kick	saf
31	Grant Morgan	5	16	42	58	5.0-14	1.0-4	1-23	4
10	Bumper Pool	4	21	29	50	4.0-7	0.5-3	.	4
1	Jalen Catalon	5	30	16	46	0.5-1	.	1-35	2	.	1-0	1	.	.
7	Joe Foucha	5	7	17	24	0.5-1	.	2-26	1
9	Greg Brooks Jr	5	14	9	23	3.0-7	.	2-79	.	2
1H	Hudson Clark	4	18	5	23	.	.	3-18	1
56	Zach Williams	5	8	11	19	1.5-9	1.0-8
42	J. Marshall	5	13	6	19	3.0-12	1.0-7	.	.	1
27	Hayden Henry	5	11	6	17	3.0-11	1.0-8	.	1
0J	Jerry Jacobs	5	17	.	17	1.0-1
15	Simeon Blair	5	7	9	16	.	.	.	2
50	Eric Gregory	5	6	7	13	1.5-11	1.5-11	.	.	1
18	Myles Mason	3	3	7	10	0.5-0
21	Montaric Brown	3	8	1	9	1.0-3	.	1-0	1
93	Isaiah Nichols	5	1	8	9	0.5-1	0.5-1	.	1
1C	Julius Coates	4	5	2	7	1.0-10	1.0-10	.	.	1
24	L. Bishop	5	2	4	6
2	Myles Slusher	3	2	4	6	1-7	.	.	.
3T	Nick Turner	4	1	4	5
97	Xavier Kelly	5	.	5	5	1
0	Khari Johnson	5	2	3	5	.	.	.	1
5G	Dorian Gerald	2	3	2	5	1.5-20	1.5-20
11	Mataio Soli	4	1	3	4	0.5-0
28	Andrew Parker	5	1	2	3
1	DeVion Warren	5	1	2	3
91	Taurean Carter	3	1	2	3	.	.	.	1
9C	Vito Calvaruso	5	2	.	2
46	Nathan Bax	4	1	1	2
89	Blayne Toll	4	.	1	1
8	Mike Woods	5	1	.	1
70	Luke Jones	5	1	.	1
62	Brady Latham	5	1	.	1
7K	Trey Knox	5	1	.	1
33	Karch Gardiner	1	1	.	1
87	Blake Kern	5	.	1	1
37	Eric Thomas Jr	2	.	1	1
48	Jordan Silver	5	.	1	1
45	Jackson Woodard	2	.	1	1
32	Deon Edwards	2	1-0	.	.	.
Total		5	207	212	419	28-108	9-72	10-181	19	6	3-7	1	.	.
Opponents		5	204	146	350	34-118	15-68	4-68	16	17	3-0	3	2	1

GAME 6: TENNESSEE

ARKANSAS INDIVIDUAL GAME HIGHS

Rushes	21	Trelon Smith at Auburn (Oct 10, 2020)
Yards Rushing	100	Rakeem Boyd at Texas A&M (Oct 31, 2020)
TD Rushes	1	Rakeem Boyd vs Ole Miss (Oct 17, 2020)
	1	Rakeem Boyd at Texas A&M (Oct 31, 2020)
Long Rush	28	Feleipe Franks at Texas A&M (Oct 31, 2020)
Pass attempts	36	Feleipe Franks vs UGA (Sep 26, 2020)
Pass completions	23	Feleipe Franks at Texas A&M (Oct 31, 2020)
Yards Passing	318	Feleipe Franks at Auburn (Oct 10, 2020)
TD Passes	4	Feleipe Franks at Auburn (Oct 10, 2020)
Long Pass	55	Feleipe Franks vs Ole Miss (Oct 17, 2020)
Receptions	11	Treyton Burks vs Ole Miss (Oct 17, 2020)
Yards Receiving	137	Treyton Burks vs Ole Miss (Oct 17, 2020)
TD Receptions	2	DeVion Warren at Auburn (Oct 10, 2020)
	2	Treyton Burks at Texas A&M (Oct 31, 2020)
Long Reception	55	Treyton Burks vs Ole Miss (Oct 17, 2020)
Field Goals	2	AJ Reed vs Ole Miss (Oct 17, 2020)
Long Field Goal	34	AJ Reed at Texas A&M (Oct 31, 2020)
Punts	7	George Caratan at Mississippi State (Oct 03, 2020)
	7	Reid Bauer vs Ole Miss (Oct 17, 2020)
Punting Avg	49.6	George Caratan vs UGA (Sep 26, 2020)
Long Punt	62	Reid Bauer vs Ole Miss (Oct 17, 2020)
Punts inside 20	3	George Caratan at Mississippi State (Oct 03, 2020)
Long Kickoff Return	10	DeVion Warren vs UGA (Sep 26, 2020)
Tackles	20	Bumper Pool at Mississippi State (Oct 03, 2020)
Sacks	1.5	Dorian Gerald vs UGA (Sep 26, 2020)
Tackles For Loss	3.0	Grant Morgan vs Ole Miss (Oct 17, 2020)
	3.0	Bumper Pool at Texas A&M (Oct 31, 2020)
Interceptions	3	Hudson Clark vs Ole Miss (Oct 17, 2020)

ARKANSAS TEAM GAME HIGHS

Rushes	48	vs Ole Miss (Oct 17, 2020)
Yards Rushing	222	at Texas A&M (Oct 31, 2020)
Yards Per Rush	5.3	at Texas A&M (Oct 31, 2020)
TD Rushes	1	vs Ole Miss (Oct 17, 2020)
	1	at Texas A&M (Oct 31, 2020)
Pass attempts	39	vs UGA (Sep 26, 2020)
Pass completions	23	at Texas A&M (Oct 31, 2020)
Yards Passing	318	at Auburn (Oct 10, 2020)
Yards Per Pass	10.6	at Auburn (Oct 10, 2020)
TD Passes	4	at Auburn (Oct 10, 2020)
Total Plays	82	vs Ole Miss (Oct 17, 2020)
Total Offense	461	at Texas A&M (Oct 31, 2020)
Yards Per Play	6.2	at Texas A&M (Oct 31, 2020)
Points	33	vs Ole Miss (Oct 17, 2020)
Sacks By	3	vs UGA (Sep 26, 2020)
	3	at Auburn (Oct 10, 2020)
First Downs	29	at Texas A&M (Oct 31, 2020)
Penalties	10	vs UGA (Sep 26, 2020)
Penalty Yards	53	vs UGA (Sep 26, 2020)
Turnovers	3	vs UGA (Sep 26, 2020)
Interceptions By	6	vs Ole Miss (Oct 17, 2020)
Punts	9	vs UGA (Sep 26, 2020)
Punting Avg	46.9	vs Ole Miss (Oct 17, 2020)
Long Punt	62	vs Ole Miss (Oct 17, 2020)
Punts inside 20	4	at Mississippi State (Oct 03, 2020)

GAME 6: TENNESSEE

OPPONENT INDIVIDUAL GAME HIGHS

Rushes	23	Jerrion Ealy, vs Ole Miss (Oct 17, 2020)
Yards Rushing	146	Tank Bigsby, at Auburn (Oct 10, 2020)
TD Rushes	1	Zamir White, vs UGA (Sep 26, 2020)
	1	Dillon Johnson, at Mississippi State (Oct 03, 2020)
	1	Bo Nix, at Auburn (Oct 10, 2020)
	1	Jerrion Ealy, vs Ole Miss (Oct 17, 2020)
	1	Ainias Smith, at Texas A&M (Oct 31, 2020)
	1	Devon Achane, at Texas A&M (Oct 31, 2020)
	1	Isaiah Spiller, at Texas A&M (Oct 31, 2020)
Long Rush	47	MoMo Sanogo, vs Ole Miss (Oct 17, 2020)
Pass attempts	59	K.J. Costello, at Mississippi State (Oct 03, 2020)
Pass completions	43	K.J. Costello, at Mississippi State (Oct 03, 2020)
Yards Passing	313	K.J. Costello, at Mississippi State (Oct 03, 2020)
TD Passes	3	Kellen Mond, at Texas A&M (Oct 31, 2020)
Long Pass	35	Kellen Mond, at Texas A&M (Oct 31, 2020)
Receptions	11	Elijah Moore, vs Ole Miss (Oct 17, 2020)
Yards Receiving	113	Elijah Moore, vs Ole Miss (Oct 17, 2020)
TD Receptions	2	J Wydermyer, at Texas A&M (Oct 31, 2020)
Long Reception	35	Ainias Smith, at Texas A&M (Oct 31, 2020)
Field Goals	3	Anders Carlson, at Auburn (Oct 10, 2020)
Long Field Goal	47	Anders Carlson, at Auburn (Oct 10, 2020)
Punts	7	Jake Camarda, vs UGA (Sep 26, 2020)
Punting Avg	49.9	Jake Camarda, vs UGA (Sep 26, 2020)
Long Punt	63	Jake Camarda, vs UGA (Sep 26, 2020)
Punts inside 20	5	Jake Camarda, vs UGA (Sep 26, 2020)
Long Punt Return	23	T. Stevenson, vs UGA (Sep 26, 2020)
Long Kickoff Return	48	Kenny McIntosh, vs UGA (Sep 26, 2020)
Tackles	13	Erroll Thompson, at Mississippi State (Oct 03, 2020)
	13	Zakoby McClain, at Auburn (Oct 10, 2020)
	13	Ryder Anderson, vs Ole Miss (Oct 17, 2020)
Sacks	1.5	Nolan Smith, vs UGA (Sep 26, 2020)
Tackles For Loss	2.0	Colby Wooden, at Auburn (Oct 10, 2020)
	2.0	Ryder Anderson, vs Ole Miss (Oct 17, 2020)
	2.0	Buddy Johnson, at Texas A&M (Oct 31, 2020)
Interceptions	2	R. LeCounte, vs UGA (Sep 26, 2020)

OPPONENT TEAM GAME HIGHS

Rushes	53	vs Ole Miss (Oct 17, 2020)
Yards Rushing	259	at Auburn (Oct 10, 2020)
Yards Per Rush	6.3	at Auburn (Oct 10, 2020)
TD Rushes	3	at Texas A&M (Oct 31, 2020)
Pass attempts	60	at Mississippi State (Oct 03, 2020)
Pass completions	43	at Mississippi State (Oct 03, 2020)
Yards Passing	313	at Mississippi State (Oct 03, 2020)
Yards Per Pass	10.0	at Texas A&M (Oct 31, 2020)
TD Passes	3	at Texas A&M (Oct 31, 2020)
Total Plays	91	vs Ole Miss (Oct 17, 2020)
Total Offense	446	at Auburn (Oct 10, 2020)
Yards Per Play	7.1	at Texas A&M (Oct 31, 2020)
Points	42	at Texas A&M (Oct 31, 2020)
Sacks By	4	at Texas A&M (Oct 31, 2020)
First Downs	25	at Texas A&M (Oct 31, 2020)
Penalties	12	vs UGA (Sep 26, 2020)
Penalty Yards	108	vs UGA (Sep 26, 2020)
Turnovers	7	vs Ole Miss (Oct 17, 2020)
Interceptions By	3	vs UGA (Sep 26, 2020)
Punts	7	vs UGA (Sep 26, 2020)
Punting Avg	49.9	vs UGA (Sep 26, 2020)
Long Punt	63	vs UGA (Sep 26, 2020)
Punts inside 20	5	vs UGA (Sep 26, 2020)
Long Punt Return	23	vs UGA (Sep 26, 2020)

GAME 6: TENNESSEE

ARKANSAS 3RD-DOWN CONVERSIONS

Date	Opponent	Score	Overall	1st Qtr	2nd Qtr	3rd Qtr	4th Qtr	Overtime
Sep 26, 2020	UGA	L 10-37	3-14 21.4	1-4 25.0	1-4 25.0	1-3 33.3	0-3 0.0	
Oct 03, 2020	at Mississippi State	W 21-14	5-14 35.7	0-1 0.0	3-6 50.0	1-2 50.0	1-5 20.0	
Oct 10, 2020	at Auburn	L 28-30	6-15 40.0	0-4 0.0	2-4 50.0	2-2 100.0	2-5 40.0	
Oct 17, 2020	OLE MISS	W 33-21	6-17 35.3	1-4 25.0	3-8 37.5	0-1 0.0	2-4 50.0	
Oct 31, 2020	at Texas A&M	L 31-42	3-11 27.3	2-3 66.7	0-3 0.0	0-2 0.0	1-3 33.3	
Arkansas			23-71 32.4	4-16 25.0	9-25 36.0	4-10 40.0	6-20 30.0	0-0 0.0
Opponents			29-79 36.7	5-20 25.0	5-19 26.3	12-19 63.2	7-21 33.3	0-0 0.0

ARKANSAS 4TH-DOWN CONVERSIONS

Date	Opponent	Score	Overall	1st Qtr	2nd Qtr	3rd Qtr	4th Qtr	Overtime
Sep 26, 2020	UGA	L 10-37	0-1 0.0	0-0 0.0	0-0 0.0	0-0 0.0	0-1 0.0	
Oct 03, 2020	at Mississippi State	W 21-14	0-1 0.0	0-0 0.0	0-1 0.0	0-0 0.0	0-0 0.0	
Oct 10, 2020	at Auburn	L 28-30	1-1 100.0	0-0 0.0	0-0 0.0	0-0 0.0	1-1 100.0	
Oct 17, 2020	OLE MISS	W 33-21	1-1 100.0	1-1 100.0	0-0 0.0	0-0 0.0	0-0 0.0	
Oct 31, 2020	at Texas A&M	L 31-42	1-2 50.0	0-0 0.0	1-1 100.0	0-0 0.0	0-1 0.0	
Arkansas			3-6 50.0	1-1 100.0	1-2 50.0	0-0 0.0	1-3 33.3	0-0 0.0
Opponents			11-18 61.1	3-4 75.0	2-4 50.0	4-5 80.0	2-5 40.0	0-0 0.0

ARKANSAS TIME OF POSSESSION

Date	Opponent	Score	Overall	1st Qtr	2nd Qtr	3rd Qtr	4th Qtr	Overtime
Sep 26, 2020	UGA	L 10-37	24:14	6:08	5:48	7:11	5:07	
Oct 03, 2020	at Mississippi State	W 21-14	23:40	1:03	9:43	5:26	7:28	
Oct 10, 2020	at Auburn	L 28-30	27:42	7:04	6:25	5:30	8:43	
Oct 17, 2020	OLE MISS	W 33-21	30:29	7:56	9:26	5:05	8:02	
Oct 31, 2020	at Texas A&M	L 31-42	27:01	6:24	6:19	7:24	6:54	
Arkansas			Total	28:35	37:41	30:36	36:14	0:00
			Avg.	5:43	7:32	6:07	7:14	0:00
Opponents			Total	46:25	37:19	44:24	38:46	0:00
			Avg.	9:17	7:27	8:52	7:45	0:00

ARKANSAS PASSING GAME-BY-GAME STATISTICS

#13 Feleipe Franks	Comp	Att	Int	Pct	Yards	TD	Long	Sacked	Effic
UGA	19	36	2	52.8	200	1	49	1-5	97.50
Mississippi State	20	28	0	71.4	212	2	52	3-13	158.60
Auburn	22	30	0	73.3	318	4	44	3-10	206.37
Ole Miss	21	34	1	61.8	244	1	55	3-11	125.87
Texas A&M	23	31	0	74.2	239	3	36	4-18	170.89
TOTALS	105	159	3	66.0	1213	11	55	14-57	149.18

#1K KJ Jefferson	Comp	Att	Int	Pct	Yards	TD	Long	Sacked	Effic
UGA	1	2	0	50.0	3	0	3	1-11	62.60
TOTALS	1	2	0	50.0	3	0	3	1-11	62.60

#16 Treyton Burks	Comp	Att	Int	Pct	Yards	TD	Long	Sacked	Effic
UGA	0	1	1	0.0	0	0	0	0-0	-200.00
Texas A&M	0	1	0	0.0	0	0	0	0-0	0.00
TOTALS	0	2	1	0.0	0	0	0	0-0	-100.00

ARKANSAS RUSHING/RECEIVING GAME-BY-GAME STATISTICS

RUSHING	No-Yds/TD	UGA	MS	AU	OM	TAMU
Trelon Smith RB	61-251/0	6-38/0	14-48/0	21-81/0	15-54/0	5-30/0
Rakeem Boyd RB	51-188/2	11-21/0	8-28/0	-	14-39/1	18-100/1
Feleipe Franks QB	58-156/0	5-13/0	8-8/0	15-28/0	14-16/0	16-91/0
Treyton Burks WR	8-50/0	1-3/0	-	DNP	4-46/0	3-1/0
KJ Jefferson QB	6-16/0	4-16/0	2-0/0	DNP	DNP	DNP
AlMontae Spivey RB	4-11/0	-	DNP	4-11/0	-	-
Malik Hornsby QB	2--1/0	DNP	DNP	2--1/0	DNP	DNP
DeVion Warren WR	2--6/0	-	2--6/0	-	-	-
TJ Hammonds WR	1--14/0	1--14/0	-	-	DNP	DNP
TEAM	4--20/0	-	3--15/0	-	1--5/0	DNP

RECEIVING	No-Yds/TD	UGA	MS	AU	OM	TAMU
Treyton Burks WR	26-366/4	7-102/1	1-10/0	DNP	11-137/1	7-117/2
DeVion Warren WR	12-253/3	1-28/0	4-100/1	5-95/2	1-8/0	1-22/0
Mike Woods WR	18-220/1	3-40/0	3-29/0	6-81/1	2-35/0	4-35/0
Trelon Smith RB	15-114/1	3-13/0	5-22/0	6-78/1	-	1-1/0
Blake Kern TE	8-92/0	1-9/0	-	4-59/0	1-3/0	2-21/0
Hudson Henry TE	12-75/1	-	4-20/1	DNP	2-22/0	6-33/0
Tyson Morris WR	4-39/1	-	-	1-6/0	2-32/0	1-1/1
Trey Knox WR	4-33/0	1-3/0	3-31/0	0--1/0	-	-
Rakeem Boyd RB	7-24/0	4-8/0	-	-	2-7/0	1-9/0

ARKANSAS RETURNS GAME-BY-GAME STATISTICS

PUNT RETURNS	No-Yds	UGA	MS	AU	OM	TAMU
Nathan Parodi	1-1	DNP	1-1	-	DNP	-

KICK RETURNS	No-Yds	UGA	MS	AU	OM	TAMU
DeVion Warren	1-10	1-10	-	-	-	-

INT. RETURNS	No-Yds	UGA	MS	AU	OM	TAMU
Hudson Clark	3-18	DNP	-	-	3-18	-
Joe Foucha	2-26	-	2-26	-	-	-
Greg Brooks Jr	2-79	-	1-69	-	1-10	-
Montaric Brown	1-0	1-0	-	DNP	DNP	-
Grant Morgan	1-23	-	-	-	1-23	-
Jalen Catalon	1-35	-	-	-	1-35	-

FUMBLE RETURNS	No-Yds	UGA	MS	AU	OM	TAMU
Myles Slusher	1-7	1-7	-	DNP	DNP	-

ARKANSAS TACKLES FOR LOSS GAME-BY-GAME STATISTICS

TACKLES FOR LOSS	UA-A	Total	UGA	MS	AU	OM	TAMU
Grant Morgan LB	3-4	5.0	-	0.5-1	-	3.0-10	1.5-3
Bumper Pool LB	2-4	4.0	1.0-4	-	-	DNP	3.0-3
Greg Brooks Jr DB	2-2	3.0	-	-	1.0-2	1.5-4	0.5-1
Hayden Henry LB	3-0	3.0	-	-	1.0-8	2.0-3	-
J. Marshall DL	3-0	3.0	-	-	1.0-7	1.0-2	1.0-3
Eric Gregory DL	1-1	1.5	-	1.0-11	0.5-0	-	-
Zach Williams DL	1-1	1.5	1.5-9	-	-	-	-
Dorian Gerald DL	1-1	1.5	1.5-20	DNP	DNP	DNP	-
Montaric Brown DB	1-0	1.0	-	1.0-3	DNP	DNP	-
Jerry Jacobs DB	1-0	1.0	-	-	-	1.0-1	-
Julius Coates DL	1-0	1.0	-	DNP	-	1.0-10	-
Isaiah Nichols DL	0-1	0.5	-	-	0.5-1	-	-
Myles Mason DB	0-1	0.5	DNP	DNP	-	0.5-0	-
Jalen Catalon DB	0-1	0.5	-	-	-	0.5-1	-
Joe Foucha DB	0-1	0.5	-	0.5-1	-	-	-
Mataio Soli DL	0-1	0.5	DNP	-	-	0.5-0	-

ARKANSAS SACKS GAME-BY-GAME STATISTICS

SACKS	UA-A	Total	UGA	MS	AU	OM	TAMU
Eric Gregory DL	1-1	1.5	-	1.0-11	0.5-0	-	-
Dorian Gerald DL	1-1	1.5	1.5-20	DNP	DNP	DNP	-
Grant Morgan LB	1-0	1.0	-	-	-	1.0-4	-
Zach Williams DL	1-0	1.0	1.0-8	-	-	-	-
Julius Coates DL	1-0	1.0	-	DNP	-	1.0-10	-
J. Marshall DL	1-0	1.0	-	-	1.0-7	-	-
Hayden Henry LB	1-0	1.0	-	-	1.0-8	-	-
Bumper Pool LB	0-1	0.5	0.5-3	-	-	DNP	-
Isaiah Nichols DL	0-1	0.5	-	-	0.5-1	-	-

ARKANSAS TOTAL TACKLES GAME-BY-GAME STATISTICS

Total Tackles	UA-A	Total	UGA	MS	AU	OM	TAMU
Grant Morgan LB	16-42	58	4-9	4-11	0-5	5-14	3-3
Bumper Pool LB	21-29	50	5-6	7-13	4-1	DNP	5-9
Jalen Catalon DB	30-16	46	7-2	9-4	10-4	3-6	1-0
Joe Foucha DB	7-17	24	2-1	0-2	1-4	2-8	2-2
Greg Brooks Jr DB	14-9	23	1-1	3-2	4-0	4-3	2-3
Hudson Clark DB	18-5	23	DNP	1-1	7-0	3-2	7-2
Zach Williams DL	8-11	19	3-4	2-4	2-2	1-1	-
J. Marshall DL	13-6	19	1-1	2-1	4-2	3-2	3-0
Hayden Henry LB	11-6	17	1-0	2-1	1-3	6-2	1-0
Jerry Jacobs DB	17-0	17	7-0	4-0	2-0	4-0	-
Simeon Blair DB	7-9	16	1-2	1-5	1-0	-	4-2
Eric Gregory DL	6-7	13	0-3	1-2	4-2	1-0	-
Myles Mason DB	3-7	10	DNP	DNP	-	2-7	1-0
Montaric Brown DB	8-1	9	3-0	3-0	DNP	DNP	2-1
Isaiah Nichols DL	1-8	9	0-3	0-1	1-2	-	0-2
Julius Coates DL	5-2	7	1-0	DNP	1-0	2-2	1-0
L. Bishop DB	2-4	6	0-1	2-1	-	0-1	0-1
Myles Slusher DB	2-4	6	-	1-2	DNP	DNP	1-2
Nick Turner DB	1-4	5	-	DNP	1-2	0-2	-
Xavier Kelly DL	0-5	5	-	0-2	0-2	-	0-1
Khari Johnson DB	2-3	5	-	-	1-3	1-0	-
Dorian Gerald DL	3-2	5	2-2	DNP	DNP	DNP	1-0
Mataio Soli DL	1-3	4	DNP	-	-	0-3	1-0
Andrew Parker LB	1-2	3	1-0	-	-	0-2	-
DeVion Warren	1-2	3	0-1	-	-	1-1	-
Taurean Carter DL	1-2	3	0-2	DNP	-	DNP	1-0
Vito Calvaruso	2-0	2	2-0	-	-	-	-
Nathan Bax	1-1	2	DNP	-	-	1-0	0-1
Blayne Toll	0-1	1	DNP	-	-	0-1	-
Mike Woods	1-0	1	1-0	-	-	-	-
Luke Jones	1-0	1	-	-	1-0	-	-
Brady Latham	1-0	1	-	-	-	1-0	-
Trey Knox	1-0	1	1-0	-	-	-	-
Karch Gardiner	1-0	1	DNP	1-0	DNP	DNP	DNP
Blake Kern	0-1	1	-	-	-	0-1	-
Eric Thomas Jr LB	0-1	1	DNP	DNP	DNP	0-1	-
Jordan Silver	0-1	1	-	-	-	-	0-1
Jackson Woodard LB	0-1	1	DNP	DNP	DNP	0-1	-

ARKANSAS FUMBLES GAME-BY-GAME STATISTICS

FUMBLES	No-Lost	UGA	MS	AU	OM	TAMU
Feleipe Franks QB	2-1	-	-	-	1-1	1-0
KJ Jefferson QB	1-1	-	1-1	DNP	DNP	DNP
DeVion Warren WR	1-1	-	1-1	-	-	-
TEAM	1-0	1-0	-	-	-	DNP
TJ Hammonds WR	1-0	1-0	-	-	DNP	DNP

FUMBLES FORCED	Number	UGA	MS	AU	OM	TAMU
Jalen Catalon	1	1	-	-	-	-

FUMBLES RECOVERED	Number	UGA	MS	AU	OM	TAMU
Jalen Catalon	1	-	-	-	1	-
Myles Slusher	1	1	-	DNP	DNP	-
Deon Edwards	1	DNP	1	-	DNP	DNP

WEEKLY MEDIA SCHEDULE: TEXAS A&M WEEK

1 SUN	2 MON	3 TUES	4 WED	5 THURS	6 FRI	7 SAT
No media availability	Press Conference Noon Sam Pittman via Zoom	No media availability	SEC Teleconference Sam Pittman 11 a.m. Post Practice Media 6 p.m. Student-Athletes via Zoom Sam Pittman Live 7 p.m.	Pre Practice Media 2 p.m. Sam Pittman via Zoom	No media availability	Game 5 Texas A&M Kickoff - 6:30 p.m. TV - SEC Network Post Game Coach Pittman & Student-Athletes via Zoom

ARKANSAS COMMUNICATIONS



KYLE PARKINSON

Associate AD/Communications

Cell 479.387.4753

Email.....kparkin@uark.edu

Twitter.....@TheOtherKP



JACOB PAVILACK

Assistant Director/Communications

Cell479.463.0736

Email.....jlpavila@uark.edu

Twitter.....@JacobPavs

Office: 479-575-2751

Fax: 479-575-7481

Fayetteville Press Box: (479) 575-6622

Little Rock Press Box: (501) 663-0514

GAME CREDENTIAL REQUESTS

All requests for media and/or photo credentials must be made online at www.SportsSystems.com/Arkansas. Requests should be made at least two weeks in advance.

Credentials will not be mailed. They may be picked up beginning three hours prior to kickoff at the media will call station at the base of the elevator at both Donald W. Reynolds Razorback Stadium in Fayetteville and War Memorial Stadium in Little Rock. Photo identification is required when picking up credentials.

ARKANSAS FTP SITE

An FTP site is available for members of the media. For more information concerning the FTP site, contact Michelle Glover (miglover@uark.edu).

CollegePressBox.com

CollegePressBox.com is the official media website for SEC football. Access and download weekly game notes, quotes, statistics, media guides, headshots, logos, flip cards and more for each of the SEC's members. Login information will be distributed to accredited media or you can apply for a password by sending an email to password@collegepressbox.com.

SEC WEEKLY TELECONFERENCE

Head coach Sam Pittman will participate each week in the SEC teleconference of football coaches. The teleconferences will be conducted each Wednesday from Sept. 23 to Dec. 2 from 10 a.m. CT to 12:10 p.m. CT. For more information and the teleconference number, contact the SEC Media Relations Office at (205) 458-3000.

10:00 a.m.	Ed Orgeron, LSU
10:10 a.m.	Kirby Smart, Georgia
10:20 a.m.	Dan Mullen, Florida
10:30 a.m.	Derek Mason, Vanderbilt
10:40 a.m.	Nick Saban, Alabama
10:50 a.m.	Jeremy Pruitt, Tennessee
11:00 a.m.	Sam Pittman, Arkansas
11:10 a.m.	Elijah Drinkwitz, Missouri
11:20 a.m.	Lane Kiffin, Ole Miss
11:30 a.m.	Jimbo Fisher, Texas A&M
11:40 a.m.	Mark Stoops, Kentucky
11:50 a.m.	Mike Leach, Mississippi State
12:00 p.m.	Will Muschamp, South Carolina
12:10 p.m.	Gus Malzahn, Auburn

SAM PITTMAN LIVE

"Sam Pittman Live," Coach Pittman's weekly radio show presented by Lindsey and Westrock Coffee Company airs on Wednesday nights starting at 7 p.m. For the 11th straight year, the one-hour radio show will be broadcast live from the Catfish Hole. The show will be carried throughout the state of Arkansas on the Razorback Sports Network and locally in Fayetteville on 105.3 FM, 99.5, 92.1 FM and 1290 AM.

RAZORBACK FOOTBALL WITH SAM PITTMAN

"Razorback Football with Sam Pittman" is the official television coach's show of Razorback football. The one-hour show will air statewide and throughout the region on numerous television affiliates. A total of 12 shows will air throughout the season on the following stations: KATV (Sunday's at 10:30 p.m.), KFSM (Sunday at 10:30 p.m.) and KNXW (Sunday at 9:30 p.m.). The show will also be available regionally on Cox Sports Television on Wednesdays at 6 p.m. and Fox Sports Southwest on Tuesdays at 4 p.m.

RADIO AFFILIATES

Batesville.....	KWOZ-FM 103.3
Batesville.....	KBTA-AM 1340
Camden.....	KCXY-FM 95.3
Camden.....	KAMD-FM 97.1
Crossett.....	KAGH-AM 800
Crossett.....	KAGH-FM 104.9
De Queen.....	KDON-FM 92.1
DeWitt.....	KDEW-FM 97.3
El Dorado.....	KMRX-FM 96.1
Fayetteville.....	KAKS-FM 99.5
Fayetteville.....	KUOA-AM 1290
Fayetteville.....	KOSM-FM 92.1
Fayetteville.....	KUOA-FM 95.3
Fayetteville.....	KBVA-FM HD3 106.5
Forrest City.....	KBFC-FM 93.5
Fort Smith.....	KERX-FM 95.3
Glenwood.....	KHGZ-AM 670
Glenwood.....	KHGZ-FM 98.9
Hot Springs/Mena.....	KTTG-FM 96.3
Jonesboro.....	KEGI-FM 100.5
Little Rock.....	KABZ-FM 103.7
Magnolia.....	KZHE-FM 100.5
Marshall.....	KBCN-FM 104.3
Mena.....	KTTG-FM 96.3
Monett (Mo.).....	KKBL-FM 95.9
Monticello.....	KGPO-FM 99.9
Morrilton.....	KCON-FM 99.3
Mountain Home.....	KOMT-FM 107.5
Ozark.....	KDYN-FM 96.7
Ozark.....	KDYN-AM 1540
Ruston (La.).....	KWXM-FM 102.3
Searcy.....	KSMD-FM 99.1
Texarkana (Texas).....	KKTK-AM 1400
Wynne.....	KWYN-FM 92.5