



Saturday, November 14, 2020 • 6 p.m. • ESPN • Ben Hill Griffin Stadium (88,548) • Gainesville, Fla.

## ESPN

Bob Wischusen, Play-By-Play  
Dan Orlovsky, Analyst  
Allison Williams, Reporter

## RAZORBACK/IMG SPORTS NETWORK

Chuck Barrett, Play-By-Play  
Quinn Grovey, Analyst  
Geno Bell, Reporter

## SIRIUS/XM RADIO

XM Channel 386  
Internet Channel 976

## COACHING STAFF

### ON THE FIELD (Year at Arkansas)

Sam Pittman - Head Coach (1st)  
Scott Fountain - Asst. HC/Special Teams (1st)  
Kendal Briles - Offensive Coordinator/QBs (1st)  
Sam Carter - Cornerbacks (1st)  
Brad Davis - Offensive Line (1st)  
Derrick LeBlanc - Defensive Line (1st)  
Rion Rhoades - Linebackers (1st)  
Jimmy Smith - Running Backs (1st)  
Justin Stepp - Wide Receivers (3rd)

### IN THE BOOTH

Barry Odom - Assoc. HC/Def. Coordinator/Safeties (1st)  
Jon Cooper - Tight Ends (1st)

## FOUR DOWNS

3

>>>>>>

Arkansas has won three SEC games this season, the most since winning three in 2016.

4

>>>>>>

Sophomore WR Treylon Burks has scored four touchdowns in his last three games, with a TD catch in three straight games and four of five games he has played in.

24

>>>>>>

Arkansas scored 24 points in the third quarter against Tennessee, the most in a single quarter during a conference game since 2016 against Mississippi State (24).

200

>>>>>>

Since 2000, senior QB Feleipe Franks is the first Arkansas QB to throw for 200 or more passing yards in each of the season's first six games



## ARKANSAS AT FLORIDA



### ARKANSAS RAZORBACKS (3-3, 3-3)

AP/Coaches Rank: NR/RV

Head Coach: Sam Pittman (Pittsburg State (Kan.), '86)

Career Record: 3-3 (1st season)

Record at Arkansas: Same

### FLORIDA GATORS (4-1, 4-1)

AP/Coaches Rank: 6/5

Head Coach: Dan Mullen (Ursinus '94)

Career Record: 94-52 (12th season)

Record at Florida: 25-6 (3rd season)

## THE RUNDOWN

• Arkansas travels to Florida for the first time since 2013 on Saturday, Nov. 14 for a 6 p.m. kickoff on ESPN.

• Arkansas claimed its third straight victory over Tennessee last weekend, and overcame a 13-point halftime deficit to win, 24-13. The Razorbacks scored all 24 of their points in the third quarter and overcame a deficit of 13+ points for the first time since 2017 against Coastal Carolina.

• Arkansas has won three of its first six SEC games for the first time since 2015 and three of its first six games overall since 2016.

• Redshirt freshman DB Jalen Catalon earned SEC Defensive and Jim Thorpe Award Player of the Week honors after making 12 tackles, intercepting a pass and forcing a fumble. He leads the team with 36 solo tackles and is third overall with 58 total stops. Catalon leads the SEC and ranks 21st in FBS, averaging 6.0 solo tackles per game.

• Senior QB Feleipe Franks was 18-of-24 for 215 passing yards and three touchdowns against the Volunteers. Franks has collected at least 200 passing yards in all six games this season and his 14 touchdown passes this year are the most by a Razorback QB since Austin Allen had 25 in 2016.

• Sophomore WR Treylon Burks is 64 yards away from reaching 1,000 career receiving yards and has snagged four touchdowns in the last three games. Against Tennessee, he was just five yards shy of recording his third consecutive 100+ yard receiving game.

• Junior LB Bumper Pool made a game-high 14 tackles for the second consecutive week and added 1.5 tackles for loss against the Vols. Pool leads the SEC and ranks fourth nationally averaging 12.8 tackles per game.

• Redshirt senior LB and former walk-on Grant Morgan ranks second in the SEC behind teammate Bumper Pool averaging 11.7 tackles per game.

• Despite playing one or two fewer games than most of the nation's leaders, Arkansas' 12 interceptions lead the nation. The Razorbacks also have the nation's only freshmen duo that has multiple interceptions this season in Hudson Clark (3) and Jalen Catalon (2).



FELEIPE FRANKS

### PASSING

123/183 (67%)

1,428 YDS

14 TD/3 INT



TREYLON BURKS

### RUSHING

70 ATT

323 YDS

0 TD



TREYLON BURKS

### RECEIVING

31 REC

461 YDS

5 TD



GRANT MORGAN

### TACKLES

70 TOTAL

5.0 TFL

1 INT



GEORGIA  
SEPTEMBER 26  
SEC NETWORK  
L, 37-10



@MISS STATE  
OCTOBER 3  
SEC NETWORK ALTERNATE  
W, 21-14



@AUBURN  
OCTOBER 10  
ESPN  
L, 30-28



OLE MISS  
OCTOBER 17  
SEC NETWORK  
W, 33-21



@TEXAS A&M  
OCTOBER 31  
SEC NETWORK  
L, 42-31



TENNESSEE  
NOVEMBER 7  
SEC NETWORK  
W, 24-13



@FLORIDA  
NOVEMBER 14  
ESPN  
6 PM



LSU  
NOVEMBER 21  
ESPN/SEC NETWORK  
11 AM



@MISSOURI  
NOVEMBER 28  
TBA  
TBA



ALABAMA  
DECEMBER 5  
TBA  
TBA

# GAME 7: FLORIDA

## THE GAME: ARKANSAS at FLORIDA

### INSIDE THE FLORIDA SERIES

**All-Time Record:** Florida leads 9-2

**In Fayetteville:** Florida leads 3-1

**In Gainesville:** Florida leads 4-0

**In Atlanta:** Florida leads 2-0

**In Houston:** Arkansas leads 1-0

**Most points scored by Arkansas:** 31 (2016)

**Most points scored by Florida:** 56 (1997)

**Largest margin of victory by Arkansas:** 21 (2016)

**Largest margin of victory by Florida:** 49 (1997)

### SERIES HISTORY

Date	UA/Opp Rank	Site	Result
Dec. 31, 1982	14/NR	Houston, Texas	W, 28-24
Dec. 2, 1995	23/2	Atlanta, Ga.	L, 34-3
Oct. 5, 1996	NR/1	Fayetteville, Ark.	L, 42-7
Oct. 4, 1997	NR/1	Gainesville, Fla.	L, 56-7
Oct. 18, 2003	11/NR	Fayetteville, Ark.	L, 33-28
Oct. 2, 2004	NR/16	Gainesville, Fla.	L, 45-30
Dec. 2, 2006	8/4	Atlanta, Ga.	L, 38-28
Oct. 4, 2008	NR/12	Fayetteville, Ark.	L, 38-7
Oct. 17, 2009	NR/1	Gainesville, Fla.	L, 23-20
Oct. 5, 2013	NR/18	Gainesville, Fla.	L, 30-10
Nov. 5, 2016	NR/10	Fayetteville, Ark.	W, 31-10

### 100-YARD RUSHING GAMES (4)

Player	Date	Rushes	Yards	TDs
Rawleigh Williams	11/5/16	26	148	2
Dennis Johnson	10/17/09	14	107	0
Michael Smith	10/4/08	20	133	1
Gary Anderson	12/31/82	26	161	2

### 300-YARD PASSING GAMES (0)

Player	Date	C-A	Yards	TDs
None				

### 100-YARD RECEIVING GAMES (4)

Player	Date	Rec.	Yards	TDs
Greg Childs	10/17/09	4	135	1
Steven Harris	10/2/04	6	114	0
Richard Smith	10/18/03	6	123	1
Anthony Eubanks	10/5/96	6	111	0

### TOTALS

100-Yard Rushing Games (Players): 4 (4)

300-Yard Passing Games (Players): 0 (0)

100-Yard Receiving Games (Players): 4 (4)

### STATISTICAL BREAKDOWN: ARKANSAS AT FLORIDA

Arkansas	Rank: SEC (FBS)	Category	Florida	Rank: SEC (FBS)
24.5	9 (59)	Scoring Offense	42.4	2 (11)
26.2	6 (48)	Scoring Defense	29.0	8 (64)
376.7	9 (84)	Total Offense	495.4	3 (17)
401.5	8 (58)	Total Defense	402.0	9 (59)
138.2	9 (84)	Rushing Offense	126.4	11 (95)
179.3	13 (75)	Rushing Defense	139.4	6 (48)
238.5	8 (60)	Passing Offense	369.0	2 (5)
222.2	2 (46)	Passing Defense	262.6	9 (92)
18.00	10 (83)	Kickoff Return Avg.	15.25	12 (111)
1.50	13 (101)	Punt Return Avg.	12.00	2 (19)
26:41	14 (108)	Time of Possession	30:35	7 (53)
36.4%	11 (87)	3rd Down Conv. Pct.	47.4%	5 (28)
36.2%	2 (39)	3rd-D Conv. Pct. Defense	43.2%	9 (84)
35.1	12 (103)	Net Punting	41.70	4 (24)
1.33	1 (11)	Turnover Margin	0.20	6 (55)
3	8 (53)	Fumbles Recovered	4	6 (39)
3	4 (52)	Fumbles Lost	3	4 (52)
12	1 (1)	Passes Intercepted	4	10 (52)
15	1 (3)	Turnovers Gained	8	8 (53)
7	5 (46)	Turnovers Lost	7	3 (58)
150.21	5 (31)	Passing Efficiency	186.80	2 (6)
117.05	1 (24)	Pass Efficiency Defense	133.67	6 (60)
31	8 (63)	Fewest Penalties	24	3 (49)
205	4 (47)	Fewest Yards Penalized	196	3 (46)
1.83	8 (79)	Sacks Per Game	3.00	1 (22)
3.17	13 (104)	Sacks Allowed Per Game	1.00	2 (14)
5.7	7 (76)	Tackles for Loss	6.2	5 (59)
7.17	11 (92)	Tackles for Loss Allowed	4.00	3 (12)
128	5 (50)	First Downs	126	6 (52)
134	12 (85)	First Downs Allowed	114	4 (67)
85.7%	6 (61)	Red Zone Offense	100%	1 (1)
66.7%	2 (12)	Red Zone Defense	72.7%	3 (21)

### INDIVIDUAL STATS

ARKANSAS					FLORIDA				
Rushing					Rushing				
Trelon Smith	Att.	Yds.	Avg.	TD	Dameon Pierce	Att.	Yds.	Avg.	TD
Rakeem Boyd	70	323	4.6	0	Malik Davis	49	221	4.5	2
Feleipe Franks	70	253	3.6	2	Kadarius Toney	25	100	4.0	0
	72	174	2.4	0		11	81	7.4	1
Passing					Passing				
Feleipe Franks	Comp.	Att.	Yds.	TD/INT	Kyle Trask	Comp.	Att.	Yds.	TD/INT
	123	183	1428	14/3		125	182	1815	22/3
Receiving					Receiving				
Treyton Burks	Rec.	Yds.	Avg.	TD	Kadarius Toney	Rec.	Yds.	Avg.	TD
Mike Woods	31	461	14.9	5	Kyle Pitts	29	339	11.9	6
Trelon Smith	21	284	13.5	2	Malik Davis	24	414	17.3	8
Hudson Henry	17	107	6.3	1	Treyvon Grimes	15	255	17.0	0
	15	91	6.1	1		13	194	14.9	3
Punting					Punting				
George Caratan	No.	Yds.	Avg.	Long	Jacob Finn	No.	Yds.	Avg.	Long
Reid Bauer	16	727	45.4	57		10	446	44.6	51
	16	699	43.7	62					
Punt Returns					Punt Returns				
Treyton Burks	No.	Yds.	Avg.	Long	Kadarius Toney	No.	Yds.	Avg.	Long
	1	4	4.0	4		5	60	12.0	26
Kickoff Returns					Kickoff Returns				
De'Vion Warren	No.	Yds.	Avg.	Long	Kadarius Toney	No.	Yds.	Avg.	Long
	2	36	18.0	26		2	40	20.0	22
Tackles					Tackles				
Grant Morgan	UT-AT	TT	TFL	Other	Ventrell Miller	UT-AT	TT	TFL	Other
Bumper Pool	21-49	70	5.0-14	1 SK, 1 INT	Bryan Cox Jr.	22-15	37	3.0-18	1 SK, 1 FR
Jalen Catalon	27-37	64	5.5-10	4 PBU	Shawn Davis	13-11	24	4.5-24	2 SK, 9 QBH
Joe Foucha	36-22	58	0.5-1	2 INT, 2 FF	Donovan Stiner	18-6	24	1.0-1	1 INT, 1 FF
Greg Brooks Jr.	8-24	32	1.5-2	2 INT	Kaiir Elam	13-8	21	2.0-5	1 PBU
	15-11	26	3.0-7	2 INT, 1 TD-		13-7	20	1.0-1	1 INT, 8 PBU

## LAST MEETING: ARKANSAS 31, FLORIDA 10

Score by Quarters	1	2	3	4	Total
Florida	7	0	0	3	10
Arkansas	14	7	0	10	31

### Qtr Time Scoring play

1st	12:20	AR - Santos Ramirez 24 yd interception return (Adam McFain kick)
	05:56	AR - Rawleigh Williams 6 yd run (Adam McFain kick), 8-91 4:06
	02:44	UF - D. Dawson 37 yd interception return (E. Pineiro kick)
2nd	00:16	AR - Drew Morgan 7 yd pass from Austin Allen (Adam McFain kick), 10-87 3:59
4th	09:14	AR - Adam McFain 36 yd field goal, 13-68 7:20
	06:41	UF - E. Pineiro 49 yd field goal, 9-42 2:33
	05:40	AR - Rawleigh Williams 41 yd run (Adam McFain kick), 3-47 1:01

	UF	AR
<b>FIRST DOWNS</b>	13	22
<b>RUSHES-YARDS (NET)</b>	14-12	49-223
<b>PASSING YDS (NET)</b>	229	243
Passes Att-Comp-Int	37-19-2	26-15-1
<b>TOTAL OFFENSE PLAYS-YARDS</b>	51-241	75-466
Fumble Returns-Yards	0-0	0-0
Punt Returns-Yards	2-25	3-0
Kickoff Returns-Yards	4-59	1-15
Interception Returns-Yards	1-37	2-24
Punts (Number-Avg)	7-44.4	6-40.2
Fumbles-Lost	2-0	0-0
Penalties-Yards	3-34	9-97
Possession Time	20:39	39:21
Third-Down Conversions	1 of 11	6 of 14
Fourth-Down Conversions	0 of 1	0 of 0
Red-Zone Scores-Chances	0-1	3-3
Sacks By: Number-Yards	1-9	3-25

**RUSHING:** Florida-M. Thompson 3-19; J. Scarlett 5-15; L. Perine 3-3; L. Del Rio 3-minus 25.  
Arkansas-Rawleigh Williams 26-148; Devwah Whaley 14-66; T.J. Hammonds 1-15; Deon Stewart 1-4; Jared Cornelius 2-3; Team 1-minus 2; Austin Allen 4-minus 11.

**PASSING:** Florida-L. Del Rio 19-37-2-229. Arkansas-Austin Allen 15-26-1-243.

**RECEIVING:** Florida-A. Callaway 4-44; B. Powell 2-41; A. Fulwood 2-38; J. Cronkrite 2-25; M. Thompson 2-20; J. Scarlett 2-14; D. Goolsby 2-3; J. Hammond 1-25; C. Lewis 1-17; T. Cleveland 1-2.  
Arkansas-Drew Morgan 7-95; Jeremy Sprinkle 3-51; Devwah Whaley 2-69; Rawleigh Williams 2-22; Keon Hatcher 1-6.

**INTERCEPTIONS:** Florida-D. Dawson 1-37. Arkansas-Santos Ramirez 1-24; Josh Liddell 1-0.

**FUMBLES:** Florida-Ch. Thompson 1-0; A. Callaway 1-0. Arkansas-None.

Florida (6-2,4-2) vs. Arkansas (6-3,2-3)  
Date: Nov 05, 2016 • Site: Fayetteville, Ark. • Stadium: DWRRS  
Attendance: 74432

Kickoff time: 2:37 pm • End of Game: 6:04 pm • Total elapsed time: 3:27  
Officials: Referee: David Smith; Umpire: Tom Quick; Linesman: GA Gus Morris;  
Line judge: Michael Shirey; Back judge: Tony Josselyn; Field judge: Bobby Ables;  
Side judge: Jesse Dupuy; Center judge: Chris Snead;  
Temperature: 66 deg • Wind: E 3mph • Weather: scattered clouds



# GAME 7: FLORIDA

## IN DEPTH CHART: OFFENSE

WR



### 8 Mike Woods ||| 6-1, 196, Jr.

Season-best 6 rec for 81 yards Wk 3 at Auburn ... Rec TDs at Aub. and vs. Tenn. ... Led the team in receptions (33) and touchdowns (four) last year ... Posted first 100-yd game (115) vs. SJSU on 9/21 - Career-long 62-yd TD catch in game.

	REC	YDS	TD
2020	21	284	2
2019	33	423	4
2018	18	206	1
Totals	72	913	7

### 7 Trey Knox ||| 6-5, 207, So.

Started all 11 games he played last season ... Hauled in 28 passes for 385 yards, averaging 13.8 yards per catch ... Ranked third among SEC freshman receivers in yards, yards per catch, receptions per game (2.5) and yards per game (35.0).

	REC	YDS	TD
2020	6	33	0
2019	28	385	3
Totals	32	419	3

WR



### 16 Treyton Burks ||| 6-3, 232, So.

TD in 3 straight games ... Wk 4 vs. Ole Miss: career-high in rec (11), yds (137), long rec (55) and rush yards (46) - 7-yd TD rec No. 1 on SC Top 10 ... Used in every aspect of offense - receiving, rushing, throwing and as a returner on ST.

	REC	YDS	TD
2020	31	461	5
2019	29	475	0
Totals	60	936	5

### 17 John David White ||| 5-11, 171, R-Fr. - OR - 41 T.J. Hammonds ||| 5-10, 189, R-Sr.

White: Caught two passes for 27 yards as a true freshman in 2019 ... Snagged two passes at LSU ... Hammonds: Played in five games in 2019.

	REC	YDS	TD
2020	0	0	0
2019	2	27	0
Totals	2	27	0

LT



### 76 Myron Cunningham ||| 6-6, 325, R-Sr.

In 2019, started 10 of 11 games played, primarily at left tackle, totaling 705 plays overall, 690 on the offensive line ... Allowed just one sack in 383 pass blocking plays ... Iowa Central CC transfer ... First Team NJCAA All-American (2018).

	GP	GS
2020	6	6
2019	11	10
Totals	17	16

### 73 Noah Gatlin ||| 6-7, 307, R-So.

Sidelined by preseason injury in 2019 ... 4 GP as true freshman in 2018, starting 2 at left tackle at Colorado St. (9/8) & vs. North Texas (9/15) ... Allowed two sacks during his time on the line - 193 total snaps.

	GP	GS
2020	5	5
2018	4	2
Totals	9	7

LG



### 62 Brady Latham ||| 6-5, 284, Fr.

Made first start Wk 1 vs. Georgia ... Played in 3 games in 2019 - Colorado St., Alabama & Miss. State, totaling seven snaps ... Rated as No. 11 player in Oklahoma by 247Sports ... Lettered in both football & baseball at Jenks High School.


	GP	GS
2020	6	6
2019	3	0
Totals	9	6

### 57 Shane Cline ||| 6-6, 302, So. - OR - 70 Luke Jones ||| 6-5, 293, R-So.

Seen majority of action on FG and FG block ... Played in 11 games in 2019, starting once at LG vs. MSU (11/2) ... Totaled 149 plays, 104 on the O-Line ... Jones transferred to Arkansas from Notre Dame in 2019, sat out due to transfer rules ...

	GP	GS
2020	4	3
2019	11	1
2018	7	1
Totals	20	2

C



### 51 Ricky Stromberg ||| 6-4, 311, So.

First career start at center vs. Georgia Wk 1 ... 2019 - Started first two games at LG, final nine at RG, playing all 12 games as a freshman ... Totaled 741 snaps and did not allow a sack in 417 pass protection plays.

	GP	GS
2020	6	5
2019	12	11
Totals	17	15

### 66 Ty Clary ||| 6-4, 298, Sr.

Started first game of 2020 Week 4 vs. Ole Miss at RG ... Started all 12 games at center in 2019 ... PFF National Team of the Week (Week 3) ... No. 3 rated C in SEC in 2019 (PFF) ... Did not allow a sack in 443 pass protection plays.

	GP	GS
2020	4	3
2019	12	12
2018	12	11
2017	7	4
Totals	34	29

RG



### 55 Beaux Limmer ||| 6-5, 293, R-Fr.

Made 1st car-start Wk 1 vs. Georgia ... 4 GP in 2019, seeing action vs. CSU (9/14), MSU (11/2), WKU (11/9) & Mizzou (11/29) ... Did not allow a sack in 16 pass blocking plays ... Consensus three-star prospect.

	GP	GS
2020	5	4
2019	4	0
Totals	9	4

### - OR - 66 Ty Clary ||| 6-4, 298, Sr.

Started first game of 2020 Week 4 vs. Ole Miss at RG ... Started all 12 games at center in 2019 ... PFF National Team of the Week (Week 3) ... No. 3 rated C in SEC in 2019 (PFF) ... Did not allow a sack in 443 pass protection plays.

	GP	GS
2020	4	3
2019	12	12
2018	12	11
2017	7	4
Totals	34	29

RT



### 73 Noah Gatlin ||| 6-7, 307, R-So.

Sidelined by preseason injury in 2019 ... 4 GP as true freshman in 2018, starting 2 at left tackle at Colorado St. (9/8) & vs. North Texas (9/15) ... Allowed two sacks during his time on the line - 193 total snaps.

	GP	GS
2020	5	5
2018	4	2
Totals	9	7

### 78 Dalton Wagner ||| 6-9, 319, R-Jr.

Started at RT in all 12 games last year, totaling 798 snaps, including 751 on the O-Line - second-most on team ... Played in 11 of 12 games in 2018, one start at LT ... Did not allow a sack/QB hit in 65 pass blocking snaps.

	GP	GS
2020	3	1
2019	12	12
2018	11	1
Totals	25	14

QB



### 13 Feleipe Franks ||| 6-6, 228, R-Sr.

8 TDs in last 3 games ... Career high 318 yds (22-for-30) w/ career-high 4 TD in Wk 3 at Auburn ... Team Captain ... Florida transfer after 3 years (2017-19) ... Won Peach Bowl over Michigan at Fla. in 2018.

	C-A-I	YDS	TD
2020	123-183-3	1,428	14
2019 (UF)	54-71-3	698	5
2018 (UF)	188-322-6	2,457	24
2017 (UF)	125-229-8	1,438	9
Totals	467-774-20	6,021	52

### 1 KJ Jefferson ||| 6-3, 236, R-Fr.

Dual-threat QB ... Played in three games in 2019 ... Started at LSU (7-14, 105 yds) ... Debuted vs. MSU (11/2) ... Tossed lone completion to Treyton Burks for 32-yard gain ... Rushed for a five-yard score.

	C-A-I	YDS	TD
2020	1-2-0	3	0
2019	14-31-1	197	0
Totals	14-31-1	197	0

RB



### 5 Rakeem Boyd ||| 6-0, 206, Sr. > 2nd Team Preseason All-SEC, Doak Walker Watch List

Team Captain ... 9th career 100-yd rush game at TAMU ... TDs vs. OM and TAMU ... Team's leading rusher last year for second-straight year ... First Hog since 2016 (Rawleigh Williams III) to rush for 1,000 yards in a season.

	ATT	YDS	TD
2020	70	253	2
2019	184	1,133	8
2018	123	734	2
Totals	377	2,120	12

### 22 Treylon Smith ||| 5-9, 185, R-So.

8.0 ypc avg vs. Tenn (9 car, 72 yds) ... Career-highs of 81 rush yds and 78 rec yds Wk 3 at Auburn with 1st career TD ... Led team in rush yds in 5 of 6 games ... Transferred from Arizona St. after 2018 season - two-year letterwinner (2017-18).

	ATT	YDS	TD
2020	70	323	0
2018 (ASU)	11	56	0
2017 (ASU)	1	4	0
Totals	82	383	0

TE



### 82 Hudson Henry ||| 6-5, 249, R-Fr.

Career high 6 rec at TAMU ... Scored first TD Wk 2 at MSST, career-high 2 rec ... Consensus four-star prospect ... Ranked as top TE in the country from Pulaski Academy in Little Rock ... Brother Hunter plays for LA Chargers.

	REC	YDS	TD
2020	17	107	1
2019	3	15	0
Totals	20	122	1

### -OR- 87 Blake Kern ||| 6-4, 269, R-Sr.

Scored first career TD vs. Tenn. w/ career-high 3 rec ... Career-high 59 yds Wk 3 at Auburn ... Caught his first career pass in Wk 1 vs. Georgia ... First car st at MSST in Week 2 ... Played in all 12 games in 2019 on special teams and at TE.

	REC	YDS	TD
2020	11	132	1
2019	0	0	0
2018	0	0	0
2017	0	0	0
Totals	11	132	1

WR



### 10 De'Vion Warren ||| 5-10, 186, Sr.

Wk 3 had first 2 TD game at Auburn ... Wk 2 vs. MSST - career high 4 rec, 100 yds, 25 ypc, long 52-yard rec, caught 19-yard TD ... Car-high 41 rush yds vs. Tenn. ... 9 GP in 2019 - returned a team-high 16 kickoffs for 326 yards, averaging 20.4 ypr.

	REC	YDS	TD
2020	13	261	3
2019	4	19	0
2018	3	14	1
2017	1	5	0
Totals	21	299	4

### 19 Tyson Morris ||| 6-1, 202, R-Sr.

Scored first TD of season at TAMU, 1-yd snag ... Caught at least one pass in 11 games in 2019, including each of the first seven games - the only Hog to do so ... Had a season-high four rec. for 60 yds vs. SJSU (9/21).

	REC	YDS	TD
2020	4	39	1
2019	13	155	1
2018	4	30	1
Totals	21	224	3



# GAME 7: FLORIDA

## IN DEPTH CHART: DEFENSE

	U-A-T	TFL	SACK
2020	3-2-5	15-20	15-20
2019	0-1-1	0-0-0	0-0-0
2018	8-13-21	25-33	0-0-0
Totals	11-16-27	40-33	15-20

### 5 Dorian Gerald III ||| 6-3, 288, R-Sr.

Injured vs. UGA Wk 1 ... First career sack vs. Georgia in Wk 1, first sack was loss of 17 yds ... Started the 2019 opener vs. PSU, suffering a season-ending injury ... Played in eight games in '18, starting the final two road matchups at DE.

	U-A-T	TFL	SACK
2020	8-12-20	15-9	1-0-8
2019	6-6-12	0-0-0	0-0-0
Totals	14-16-32	15-9	1-0-8

### -OR - 56 Zach Williams ||| 6-4, 246, So.

Career-high 7 tackles Wk 3 at Auburn ... Earned his first career start Wk 2 at MSST ... Recorded his first career sack vs. UGA ... Son of former Arkansas linebacker Rickey Williams (1984-87).

	U-A-T	TFL	SACK
2020	2-10-12	0-5-1	0-5-1
2019	7-10-17	1-0-3	0-5-1
2018	1-0-1	0-0-0	0-0-0
Totals	16-33-49	1-5-4	1-0-2

### 93 Isaiah Nichols ||| 6-3, 276, R-So.

Made 1st career start Wk 1 vs. Georgia - first career PBU ... Played in all 12 games as a redshirt freshman in 2019 ... Made 17 stops, seven solo, with one tackle for loss ... Posted a tackle in nine of 12 games ... Played in three games in 2018.

	U-A-T	TFL	SACK
2020	1-5-6	1-0-2	1-0-2
2019 (Clemson)	4-2-6	0-5-0	0-5-0
2018 (Clemson)	5-3-8	1-0-2	1-0-2
2017 (Clemson)	5-4-9	1-0-2	1-0-2
Totals	15-14-29	3-5-6	3-5-6

### 97 Xavier Kelly ||| 6-5, 311, R-Sr.

First Ark. sack vs. Tenn. (Week 6) ... Made his first career start at TAMU ... Grad transfer from Clemson ... Finished his Tiger career with 26 tckls, 2.5 TFL, a FF & a FR ... Transitioned from DE to DT in 2018.

	U-A-T	TFL	SACK
2020	13-10-23	4-0-14	1-0-7
2019	8-9-17	4-5-12	0-5-0
2018	4-10-14	0-0-0	0-0-0
2017	2-4-6	0-5-0	0-0-0
Totals	27-33-60	9-0-26	1-5-7

### 42 Jonathan Marshall ||| 6-3, 299, Jr.

Team Captain ... Career-high 6 tackles at Auburn Wk 3 with first career full sack ... Anchor of the D-line ... Played in all 12 games in 2019 ... Ranked sixth on the team in TFLs ... Strongest bench press on team

	U-A-T	TFL	SACK
2020	1-5-6	0-0-0	0-0-0
Totals	1-5-6	0-0-0	0-0-0

### 91 Taurean Carter ||| 6-3, 291, R-Fr.

First career game vs. Georgia in Wk 1 ... Did not see action as a true freshman in 2019 ... Named the No. 30 defensive tackle in the nation coming out of high school ... Throws shot put for Arkansas track & field team.

	U-A-T	TFL	SACK
2020	8-5-13	2-0-11	2-0-11
Totals	8-5-13	2-0-11	2-0-11

### 13 Julius Coates ||| 6-6, 289, Jr.

First FBS sack vs. Ole Miss in Wk 4 ... JUCO transfer from East Mississippi CC ... Tallied 30 tackles in 10 games, 19 solo, with nine TFLs and six sacks ... Played offense at Ellsworth Community College in 2018.

	U-A-T	TFL	SACK
2020	8-10-18	2-0-12	1-5-11
2019	1-3-4	0-0-0	0-0-0
Totals	9-13-22	2-0-12	1-5-11

### - OR - 50 Eric Gregory ||| 6-4, 283, R-Fr.

First career INT vs. Tenn. in Week 6 ... Career-high six tackles in Wk 3 at Auburn ... Played in two games in 2019, totaled 27 snaps, 25 on the defensive line ... Four-star prospect by Rivals and ESPN.

	U-A-T	TFL	SACK
2020	27-37-50	5-5-10	0-5-3
2019	38-56-94	6-5-12	1-0-6
2018	14-15-29	2-5-4	0-0-0
Totals	79-98-173	13-5-26	1-5-9

### 10 Bumper Pool ||| 6-2, 229, Jr.

Second-most tackles on the team ... Career-best 20 tackles Wk 2 at MSST - 10th single-game at Ark, most in FBS ... In 2019 started 12 gms ... Finished 2nd on the team in tackles with a career-high 94 ... Yes, that's his real name.

	U-A-T	TFL	SACK
2020	0-0-0	0-0-0	0-0-0
2019	5-0-5	2-0-2	0-0-0
2018	1-4-5	0-5-2	0-0-0
2017	3-3-6	0-0-0	0-0-0
Totals	9-7-16	2-5-4	0-0-0

### 32 Deon Edwards ||| 6-1, 218, R-Sr.

Played in 11 of 12 games in 2019, seeing most of his time on special teams - totaling 216 plays, 33 on defense ... All five tackles were solo stops, including two for loss ... Tallied two stops vs. Missouri in Little Rock in the season finale.

	U-A-T	TFL	SACK
2020	21-49-58	5-0-14	1-0-4
2019	9-30-39	3-0-14	1-0-8
2018	8-16-24	2-5-4	0-0-0
2017	22-16-38	3-5-15	1-0-9
Totals	61-111-172	14-0-47	3-0-21

### 31 Grant Morgan ||| 5-11, 222, R-Sr.

Team's leading tackler - Wk 4 vs. Ole Miss, career-high 19 tackles with 3.0 TFL and pick six named SEC co-DPOW - Nagurski and Bednarik National POW ... Wk 1 vs. Georgia 1st career-start ... Team Captain.

	U-A-T	TFL	SACK
2020	11-9-20	3-0-11	1-0-8
2019	16-15-31	2-5-9	1-0-7
2018	9-15-24	0-0-0	0-0-0
2017	3-0-3	0-0-0	0-0-0
Totals	39-39-78	3-5-20	2-0-15

### 27 Hayden Henry ||| 6-2, 226, Jr.

First start of season against Ole Miss ... Forced a fumble that was returned for a TD in the season opener ... Brother Hudson is a So. TE on the team ... Brother Hunter (Mackey Award Winner) & dad Mark (C) played at Arkansas.

	U-A-T	TFL	INT
2020	19-7-26	0-0-0	3-18
Totals	19-7-26	0-0-0	3-18

### 17 Hudson Clark ||| 6-2, 176, R-Fr.

3 INTs Wk 4 vs. Ole Miss - UA frosh record ... Career-high 9 tackles Wk 5 at TAMU ... First career game Wk 2 at MSST ... Walk-on ... Both parents are U of A grads ... Grandfather Ronnie Clark in Arkansas coaches HOF (27-yr HC at Berryville).

	U-A-T	TFL	INT
2020	2-3-5	0-0-0	0-0-0
Totals	2-3-5	0-0-0	0-0-0

### 0 Khari Johnson ||| 6-0, 189, Fr.

First career start vs. Ole Miss ... Played first career game Wk 1 vs. Georgia ... Three-star prospect by 247Sports and ESPN ... Rated as the No. 14 player in the state by 247Sports ... Suffield Academy in Suffield, Conn.

	U-A-T	TFL	INT
2020	36-22-58	0-5-1	2-35
2019	3-3-6	0-0-0	0-0-0
Totals	39-25-64	0-5-1	2-35

### 1 Jalen Catalon ||| 5-10, 189, R-Fr.

SEC Defensive POW and Jim Thorpe Award POW for game against TENN (12 tackles, FF, INT) ... Third on the team in tackles ... Leads team in solo tackles ... Career-best 14 tackles Wk 3 at Auburn ... Four-star from Mansfield, Texas.

	U-A-T	TFL	INT
2020	3-7-10	0-5-0	0-0-0
2019	16-12-28	1-0-2	0-0-0
2018	1-4-5	0-0-0	0-0-0
Totals	20-23-43	1-5-2	0-0-0

### 18 Myles Mason ||| 6-2, 204, Jr.

In 2019 11 GP with 1 start ... Totaled 434 plays, 334 on defense ... Opened and closed the season with five tackles in both games against Portland State (8/31) & Mizzou (11/29) ... ESPN four-star recruit

	U-A-T	TFL	INT
2020	8-24-32	1-5-2	2-26
2019	44-43-87	1-0-2	1-20
2018	6-5-11	0-0-0	0-0-0
Totals	58-72-130	2-5-4	3-46

### 7 Joe Foucha ||| 5-11, 188, Jr.

Picked off two passes at Mississippi State Wk 2 - also had 0.5 TFL ... Started all 12 games at FS last year ... Finished third on the team in total tackles (87) ... Recorded an interception (PSU), recovered a fumble (OM) & broke up four passes.

	U-A-T	TFL	INT
2020	7-10-17	0-0-0	0-0-0
2019	1-0-1	0-0-0	0-0-0
Totals	8-10-18	0-0-0	0-0-0

### 15 Simeon Blair ||| 5-10, 204, R-So.

Career-high six tackles Wk 2 at MSST ... Started first career game Wk 1 vs. UGA ... Played in 11 games in 2019, mostly on special teams ... DNP as true freshman in 2018 ... Played QB and DB at Pine Bluff HS... Former walk-on.

	U-A-T	TFL	INT
2020	8-2-10	1-0-3	1-0-1
2019	25-14-39	1-0-3	1-12
2018	8-1-9	0-0-0	0-0-0
Totals	41-17-58	2-0-6	2-12

### 21 Montaric Brown ||| 6-0, 190, R-Jr.

Wk 1 vs. Georgia - picked off pass in 1st half ... Started 10 games in 2019 ... Tallied three PBUs, an interception and a fumble recovery, posting multiple stops in all 10 games ... Fumble recovery vs. CSU (9/14) and INT vs. TAMU (9/28).

	U-A-T	TFL	INT
2020	0-0-0	0-0-0	0-0-0
2019	1-1-2	0-0-0	0-0-0
Totals	1-1-2	0-0-0	0-0-0

### 4 Malik Chavis ||| 6-2, 194, R-Fr.

Played in two games as a true freshman in 2019 ... Racked up 38 total snaps against Mississippi State and Western Kentucky ... Three-star prospect from Rison, Ark. (Rison HS).

	U-A-T	TFL	INT
2020	15-11-26	3-0-7	2-79
2019	13-12-25	0-0-0	1-6
Totals	28-23-51	3-0-7	3-85

### 9 Greg Brooks Jr. ||| 5-11, 185, So.

69-yr pick 6 Wk 2 at Mississippi State ... Started all 14 games at nickel back in in career ... Played in 515 snaps, the most of any freshman last year ... Made first INT in second half against Missouri (11/29) in Little Rock.

	U-A-T	TFL	INT
2020	2-4-6	0-0-0	0-0-0
2019	15-7-22	0-0-0	0-0-0
2018	0-0-0	0-0-0	0-0-0
Totals	17-11-28	0-0-0	0-0-0

### 24 LaDarrius Bishop ||| 6-0, 193, R-So.

Played in 10 games, starting in three at cornerback in 2019 ... Started against San Jose State, Mississippi State and LSU ... Played in two games as a true freshman in 2018.



**JACK**



**DT**



**DT**



**DE**



**LB**




**LB**




**CB**



**SS**



**BS**



**CB**



**NB**

## RAZORBACK TRENDS

	2020	Streak
Overall	3-3	W1
At Home	2-1	W2
On the Road	1-2	L2
Neutral	0-0	L5
August	0-0	W2
September	0-1	L3
October	2-2	L1
November	1-0	W1
December-January	0-0	L1
vs. SEC	3-3	W1
vs. Non-Conference	0-0	L2
vs. Ranked Opponents	1-3	L2
<b>Record in Games...</b>		
Decided by 7 pts or less	1-1	L1
Decided by 3 pts or less	0-1	W5
During the day	1-1	W1
At night	2-2	W1
<b>Record When Scoring...</b>		
Less than 21 points	0-1	L8
21+ points	3-2	W1
30+ points	1-1	L1
40+ points	0-0	W3
50+ points	0-0	W4
<b>Record When Allowing...</b>		
Less than 14 points	1-0	W14
Less than 21 points	2-0	W11
21+ points	1-3	L1
<b>Record When...</b>		
Scoring first	2-2	L1
Opponents score first	1-1	W1
Leading after the 1Q	1-1	W1
Trailing after the 1Q	1-2	W1
Tied after the 1Q	1-0	W1
Leading at halftime	2-1	W2
Trailing at halftime	1-2	W1
Tied at halftime	0-0	--
Leading after the 3Q	3-0	W3
Trailing after the 3Q	0-3	L22
Tied going into the 4Q	0-0	W1
In overtime games	0-0	L1
<b>Record With...</b>		
Less than 300 yards total offense	1-1	W1
400+ yards total offense	1-2	W1
500+ yards total offense	0-0	W2
Less than 100 yards rushing	1-1	W1
100+ yards rushing	2-2	W1
200+ yards rushing	0-1	L2
300+ yards rushing	0-0	L1
Less than 200 yards passing	0-0	L7
200+ yards passing	3-3	W1
300+ yards passing	0-1	L2
400+ yards passing	0-0	L2
A 100-yard rusher	0-1	L4
2+ 100-yard rushers	0-0	W8
<b>Record When Allowing...</b>		
Less than 200 total yards	0-0	W6
200+ total yards	2-3	W1
300+ total yards	1-2	L1
400+ total yards	2-2	L1
Less than 100 rush yards	1-0	W1
100+ rush yards	1-3	W1
200+ rush yards	1-1	W1
Less than 200 pass yards	1-1	W1
200+ pass yards	1-3	L1
300+ pass yards	1-0	W1
400+ pass yards	0-0	L3
A 100-yard rusher	2-1	W2
<b>Record When Having...</b>		
No turnovers	1-2	W1
Less than 3 turnovers	3-2	W1
3 or more turnovers	0-1	L20
No takeaways	0-2	L7
Less than 3 takeaways	1-3	W1
3 or more takeaways	2-0	W5
Win turnover battle	3-0	W3
Lost turnover battle	0-1	L14
Turnovers even	0-2	L2
More than 30:00 TOP	1-0	W1
Less than 30:00 TOP	2-3	W1

## RAZORBACK NOTEBOOK

### SERIES NOTABLES

- Arkansas plays Florida for the 12th time on Saturday. Florida leads the all-time series, 9-2.
- The Razorbacks won the last game of the series, 31-10, over the 10th-ranked Gators in Fayetteville on Nov. 5, 2016.
- Arkansas won the first game of the series, 28-24, on Dec. 31, 1982 in the Bluebonnet Bowl (Houston, Texas).
- Arkansas has never won in Gainesville.
- The two schools have met in the SEC Championship Game twice with the Gators taking both contests in 1995 (34-3) and 2006 (38-28).

### QUICK HITS

- Arkansas has had at least one player record 100 rushing yards in a game in each of the last 36 years seasons.
- Arkansas has had at least one receiver post a 100-yard receiving game in 14-straight seasons. This season the Razorbacks have four 100+ yard receiving performances for the first time since 2017.
- Thirty-nine student-athletes on the 2020 roster are from inside the state's borders, with five from Fayetteville - Ty Clary, Jon Conley, Elias Hale, Jack Lindsey and Tyson Morris.
- Seventeen different states are represented on this year's team.

### LAST TIME OUT

Arkansas won its third straight game over Tennessee on Saturday Nov. 7, 24-13. The Razorbacks overcame a 13+ point deficit for the first time since defeating Coastal Carolina in 2017, 39-38.

- Arkansas scored 24 points in the third quarter, its highest scoring quarter against an SEC team since posting 24 points in the second quarter against Mississippi State in 2016. The Hogs outgained Tennessee 257-16 in the third period.
- QB Feleipe Franks recorded the seventh three-plus passing touchdown game of his career (including 2017-19 at Florida) and third of the season.
- WR Treylon Burks scored a receiving TD for the third straight game and led the team with five catches for 95 yards.
- TE Blake Kern hauled in his first career TD grab on a 6-yard catch in the third quarter, giving Arkansas a 14-13 lead.
- LB Bumper Pool registered a game-high 14 tackles for the second straight game.
- Arkansas held Tennessee to 107 passing yards, the Vols fewest since 2017 against Alabama (44 yards).
- The Razorbacks surrendered just one touchdown and the fewest points allowed (13) of the season, including a second half shutout. Arkansas also held Ole Miss scoreless in the first half of the mid-October meeting.

### GATOR BACK

Razorback QB and former Gator QB Feleipe Franks returns to Gainesville with Arkansas after three years at Florida (2017-19). He's made an immediate impact for the Razorbacks, throwing for 1,428 yards and 14 touchdowns, while completing 123-of-183 attempts through the team's first six games for a completion percentage of 67.2%, which would set the single-season school record. His 14 TD passes are the most by an Arkansas QB since 2016 when Austin Allen threw 25 touchdown passes. Franks is fifth in the SEC in passing TDs (14), passing yards (1428), passing efficiency (154.7) and completion percentage (67.2%). Since 2000, Franks is the first Razorback QB to throw for at least 200 yards in each of the season's first six games. He threw for over 300 yards for the first time in his career, passing for 318 at Auburn in Week 3 and his four touchdown passes were the most by an Arkansas QB since Brandon Allen's school record seven TDs at Mississippi State in 2015. Against Texas A&M, Franks rushed for a career-high 91 yards, the most by a Razorback QB since Matt Jones in 2004 against Texas. At Florida, Franks played in 28 games and made 24 starts for the Gators, registering 4,593 passing yards with 37 touchdowns to 17 interceptions and a 59.1% completion percentage (354-for-599). Last season, Franks started the first three games of the season but missed the remainder of the campaign due to an injury.

### BACK-TO-BACK IN THE CRIB

Arkansas' win over Tennessee was the second straight win inside Donald W. Reynolds Razorback Stadium for the Hogs. The last time Arkansas won back-to-back home games against SEC teams was in 2016 when the Razorbacks topped No. 12 Ole Miss 34-30 and two weeks later took down No. 11 Florida 31-10.

### COMEBACK KIDS

Arkansas overcame a 13-point halftime deficit to defeat Tennessee, 24-13, last Saturday. Erasing the 13-point deficit was the largest since 2017 against Coastal Carolina. It also broke a streak of 19 straight losses when trailing at halftime. The Razorback defense pitched a second half shutout and have now won 30 of their last 31 games when allowing 14 or fewer points. The Razorbacks also shut out Ole Miss in the first half of the Hogs' win on Oct. 17.



**Feleipe Franks' 14 passing touchdowns are the most by an Arkansas QB since 2016 and his 67.2% completion percentage is on pace to set the Arkansas single-season school record.**



**Treylon Burks is one of only two active WRs in the nation with a perfect passer rating when targeted according to PFF.**



## RAZORBACK NOTEBOOK

### TREYLON BURKS IS GOOD AT FOOTBALL

Sophomore receiver Treylon Burks leads the team with 31 receptions for 461 yards (14.9 ypc) and five touchdowns despite missing the game at Auburn. His 6.2 receptions per game ranks seventh in the SEC and 40th nationally. He is also fifth in the SEC averaging 92.2 receiving yards per game, seventh in receiving touchdowns (5) and ninth in total receiving yards (461). Going into the weekend, he needs 64 receiving yards to reach 1,000 in his career. Over his last three games he has totaled 23 catches for 349 yards and four TDs. He's snagged TD in three straight games (Ole Miss, Texas A&M, Tennessee) and is the first Hog receiver to grab a TD in three straight games since Jonathan Nance in 2017 (Texas A&M, New Mexico State, South Carolina). Burks produced his second straight 100+ yard game at Texas A&M, catching seven passes for 117 yards. Burks made five catches for 95-yards and a TD against Tennessee and scored on a 59-yard reception, the longest Arkansas offensive scoring play of the season. He also recorded his first career two touchdown game with scoring snags in the first quarter to cap off the Hogs' scoring drive on a six-yard catch and a 16-yard grab in the fourth quarter. Against Ole Miss, Burks had 137 receiving yards and 46 rushing yards, becoming the third FBS player this season to eclipse 100 receiving yards and 40 rushing yards in the same game. Last year he hauled in 29 passes for 475 yards, leading the team in receiving yards. He averaged 16.4 yards per catch and 43.2 yards per game, both ranking second among conference freshmen.

### DON'T FORGET ABOUT HIS HANDS

Burks has been blessed with size 10.25 inch hands, measured from thumb to pinky finger - which would produce a giant hand-drawn Turkey to hang on your refrigerator for Thanksgiving season.

Here is how his size 5XL hands compare:

- Average male size - 7.6"
- Arizona Cardinals Receiver DeAndre Hopkins - 10.1"
- Cleveland Browns Receiver Odell Beckham Jr. - 10"
- Atlanta Falcons Receiver Julio Jones - 9.75"
- NBA Hall of Famer Shaquille O'Neal - 11.75"

### GROUND GAME FINDING ITS GROOVE

After posting an average of 86.3 rushing yards per game over the season's first three contests, the Razorbacks have averaged 190.0 yards per game on the ground over the last three games. On the road at Texas A&M, Arkansas racked up a season-high 222 yards and nearly hit 200 yards against Tennessee the following week, running for 198 yards. Against the Aggies, RB Rakeem Boyd ran for 100 yards and QB Feleipe Franks added 91, the most by a Razorback QB since Matt Jones in 2004 vs. Texas. The Hogs had three rushers eclipse 40 yards against the Volunteers in Treton Smith (72), Rakeem Boyd (65) and De'Vion Warren (41).



**Jalen Catalan** is the only FBS freshman with 50+ tackles and two interceptions so far this season and is third on the team with 58 stops.

### THAT MAN CATALON

Redshirt freshman DB Jalen Catalan has been all over the field for the Razorbacks this season. He is third on the team with 58 total tackles and leads the squad with 36 solo tackles. Since 2000, his 58 tackles in the season's first six games are the most by an SEC freshman. Catalan was limited to just one tackle against Texas A&M due to a targeting penalty in the first half that disqualified him. He has two interceptions on the year, coming against Ole Miss and Tennessee, and is the only FBS freshman to have 50+ tackles and two interceptions this year.

### PICKING UP SPEED

The Arkansas offense got off to a slow start to the season in the team's first two games averaging just 277.5 yards per game but has picked up speed over the Razorbacks' last four games, averaging 426.3 yards of total offense. The offense has started to click thanks to the running game averaging 172.3

yards during the stretch. First down has also proved to be important with Arkansas averaging 24 per game thanks to 20+ in each game. Offensive Coordinator Kendal Briles' tempo has taken over as the Hogs have eclipsed 70+ plays in each of the last four games for a total of 298 plays (74.5 plays per game), including a season-best 82 against Ole Miss.

### SLOW AND FAST STARTS

The Arkansas offense has started slow this season in the first half but been incredible to start the second half. The Razorbacks have taken their first possession of the game for points just once this season, driving 87 yards for a touchdown at Texas A&M. In the first six games of the year the offense has picked up seven first downs and 139 yards (23.2 ypg). The halftime adjustments offensive coordinator Kendal Briles has made have worked like a charm. The Arkansas offense has taken their first drive of the second half for points in five of the team's six games, including touchdowns in three of those games. The Hogs drove 75 yards against Tennessee for a touchdown on Saturday, picking up five first downs along the way. Arkansas is averaging 57.9 yards per game on their first drive of the second half.

### FIRST TIMERS

Redshirt senior DL Xavier Kelly joined the list of first time starters for the Razorbacks this year against Texas A&M. Kelly became the 12th first-time starter on the defense this season to push the Hogs' number of first-timers to 18 in just the first five games of 2020, the sixth-most in college football and the second-most in the SEC (Mississippi State, 19). Arkansas has sent out nine freshmen, including two true freshmen, with the first team. The list of first-timers does not include QB Feleipe Franks and DB Jerry Jacobs, who started games at their previous schools.

## 2020 HONORS

### WEEKLY AWARDS

#### Jalen Catalan • R-Fr. • DB

SEC Defensive Player of the Week - Tennessee  
Jim Thorpe Award Player of the Week - Tennessee

#### Hudson Clark • R-Fr. • DB

SEC Freshman of the Week - Ole Miss  
Jim Thorpe Award Player of the Week - Ole Miss  
PFF MVP of the Week - Ole Miss

#### Joe Foucha • Jr. • DB

SEC co-Defensive Player of the Week - Mississippi State

#### Grant Morgan • R-Sr. • LB

SEC co-Defensive Player of the week - Ole Miss  
Chuck Bednarik National Player of the Week - Ole Miss  
Nagurski National Defensive Player of the Week - Ole Miss  
Athlon Sports Defensive Player of the Week - Ole Miss

#### Bumper Pool • Jr. • LB

SEC co-Defensive Player of the week - Mississippi State  
Nagurski National Defensive Player of the Week - MSST

### PRESEASON ALL-SEC

#### Rakeem Boyd • Sr. • RB

Phil Steele - Second Team Offense  
Athlon Sports - Second Team Offense  
SEC Coaches - Second Team Offense

#### Treyton Burks • So. • WR

Phil Steele - Third Team Punt Return

#### Ty Clary • Sr. • OL

Phil Steele - Fourth Team Offense

#### Bumper Pool • Jr. • LB

Phil Steele - Fourth Team Defense

#### Jordan Silver • Sr. • LS

Phil Steele - Fourth Team Special Teams

#### Ricky Stromberg • So. • OL

Athlon Sports - Fourth Team Offense

#### De'Vion Warren • Sr. • WR

Phil Steele - Fourth Team Kick Return  
Athlon Sports - Fourth Team Kick Return

### WATCH LISTS

#### Rakeem Boyd • Sr. • RB

Doak Walker Award  
Maxwell Award  
Reese's Senior Bowl Top 250  
Earl Campbell Tyler Rose Award

#### Treyton Burks • So. • WR

Paul Hornung Award

#### Jalen Catalan • R-Fr. • DB

FWAA Freshman All-American Watch List

#### Hudson Clark • R-Fr. • DB

FWAA Freshman All-American Watch List

#### Myron Cunningham • Sr. • OL

Reese's Senior Bowl Top 250

#### Feleipe Franks • Sr. • QB

Johnny Unitas Golden Arm Award  
Reese's Senior Bowl Top 250

#### Brady Latham • R-Fr. • OL

FWAA Freshman All-American Watch List

#### A.J. Reed • Sr. • K

Lou Groza Award



## RAZORBACKS IN THE NFL

# #PRHOGS

As of Nov. 8, 2020

Name	Pos.	NFL Team
McTelvin Agim	DL	Denver Broncos
^Brandon Allen	QB	Cincinnati Bengals
Alex Collins	RB	Seattle Seahawks
Kamren Curl	S	Washington Football Team
Trey Flowers	DE	Detroit Lions
Hjalte Froholdt	OL	New England Patriots
Dre Greenlaw	LB	San Francisco 49ers
^Chase Harrell	TE	San Francisco 49ers
De'Jon Harris	LB	Green Bay Packers
Hunter Henry	TE	Los Angeles Chargers
^Cody Hollister	WR	Tennessee Titans
^Jeremiah Ledbetter	DT	Tampa Bay Buccaneers
Jason Peters	OL	Philadelphia Eagles
Frank Ragnow	OL	Detroit Lions
Randy Ramsey	LB	Green Bay Packers
^Dan Skipper	OL	Detroit Lions
^Chris Smith	DE	Las Vegas Raiders
^T.J. Smith	DL	Los Angeles Chargers
Jeremy Sprinkle	TE	Washington Football Team
Armon Watts	DL	Minnesota Vikings
Deatrich Wise Jr.	DE	New England Patriots

\* Reserve/Injured // ^ Practice Squad

## ACTIVE CAREER LEADERS

### TACKLES

Rank	Player, Class	Tackles
1.	Bumper Pool, Jr.	187
2.	Grant Morgan, R-Sr.	171
3.	Joe Foucha, Jr.	130
4.	Hayden Henry, Jr.	78
5.	Jonathan Marshall, Sr.	60

### TACKLES FOR LOSS

Rank	Player, Class	TFL
1.	Bumper Pool, Jr.	14.5
2.	Grant Morgan, R-Sr.	14.0
3.	Jonathan Marshall, Sr.	9.0
4.	Hayden Henry, Sr.	5.5
5.	Dorian Gerald, R-Sr.	4.0

### SACKS

Rank	Player, Class	Sacks
1.	Grant Morgan, R-Sr.	3.0
2.	Hayden Henry, Sr.	2.5
3.	Julius Coates, Jr.	2.0
4.	Eric Gregory, R-Fr.	1.5
	Dorian Gerald, R-Sr.	1.5

### INTERCEPTIONS

Rank	Player, Class	INTs
1.	Hudson Clark, R-Jr.	3
	Greg Brooks, So.	3
	Montaric Brown, Jr.	3
4.	Jalen Catalon, R-Fr.	2
5.	Grant Morgan, R-Sr.	1
	Eric Gregory, R-Fr.	1

### RUSHING

Rank	Player, Class	Yards
1.	Rakeem Boyd, Sr.	2,120
2.	Felipe Franks, R-Sr.	612
3.	Trelon Smith, R-Jr.	383
4.	T.J. Hammonds, R-Sr.	341
5.	De'Vion Warren, Sr.	93

### RECEPTIONS

Rank	Player, Class	Receptions/Yards
1.	Mike Woods, Jr.	74/913
2.	Treyton Burks, So.	60/936
3.	Rakeem Boyd, Sr.	71/857
4.	Trey Knox, So.	33/418
5.	Trelon Smith, R-Jr.	21/107

## RAZORBACK NOTEBOOK

### CAPTAIN MORGAN

Senior captain Grant Morgan ranks second in the SEC and is eighth nationally averaging 11.7 tackles per game and leads the team with 70 tackles. The former walk-on made a career-high 19 tackles with 3.0 tackles for loss, 1.0 sack, two passes broken up and an interception return for a touchdown in the Week 4 win over Ole Miss. The Greenwood, Ark. native set a career-high with 3.0 tackles for loss, which included two solo stops for loss. Morgan became the second FBS player since 2000 to record at least 15 tackles with 3.0 tackles for loss and an interception return for a touchdown. His 19 tackles are the second-most in a single-game by an FBS player this season, trailing teammate Bumper Pool's 20 stops at Mississippi State. He has not missed a game in his three years playing for the Hogs, and made his first career start this year in Week 1 vs. Georgia. Grant is the younger brother of former Arkansas receiver Drew Morgan.

### PICK SIX CITY

Greg Brooks Jr., Jalen Catalon and Grant Morgan have all returned interceptions for touchdowns this season. Brooks Jr. recorded the first Hog pick-six since Santos Ramirez in 2016, intercepting Mississippi State QB K.J. Costello on the opening drive for a 69-yard score to set the Hogs on their way to an upset on the road. Catalon (35 yards) and Morgan (23 yards) both made house calls against Ole Miss, with Morgan's late in the fourth quarter sealing the win. The Razorbacks recorded two interceptions returned for touchdowns in the same game for the first time in recent records (since 1997).

### BUMPIN'

Junior linebacker Bumper Pool is second on the team in total tackles (64) and his average of 12.8 tackles per game paces the SEC while ranking fourth nationally. Pool's 20 tackles in Arkansas' 21-14 Week 2 win at No. 16 Mississippi State is this season's FBS single-game best. The mark ranks 10th in school history for most tackles in a game, and he is just one of nine SEC players to reach 20 stops in a game over the last 10 years. Jerry Franklin (2010 vs. Ole Miss) was the last Razorback to have 20 tackles in a game, while Pool is the first Hog to have 20 tackles with two passes broken up. Pool captured SEC co-Defensive Player of the Week and Bronko Nagurski National Defensive Player of the Week honors for the effort. In Week 5 at Texas A&M, Pool had a game-high 14 tackles with a career-high 3.0 tackles for loss. The following week, he again recorded a game-high 14 tackles with 1.5 tackles for loss and a QB hurry against Tennessee. The Lucas, Texas product is 13 tackles away from his 200th career stop. Last year, Pool was second of the team with 94 tackles.

### HOG ISLAND

Arkansas' 12 interceptions lead the nation, after totaling six picks all of last year. The 12 picks is Arkansas' highest through the season's first six games since 2000 and one of 10 SEC to accomplish 12 or more picks in the same timeframe. The Hogs intercepted three passes in their Week 2 win at No. 16 Mississippi State and tied the third-highest single-game program mark with six in Week 4 against Ole Miss. Sophomore DB Greg Brooks Jr. (69 yards), redshirt freshman Jalen Catalon (35 yards) and redshirt senior LB Grant Morgan (23 yards) have registered pick sixes. Junior DB Joe Foucha (2) and redshirt freshman Hudson Clark (3) have recorded multi-interception games. Against Tennessee, the Hogs recorded two interceptions, including one by redshirt freshman DL Eric Gregory, the first Hog interception by a defensive lineman since JaMichael Winston in 2013 against Louisiana.

- Hudson Clark - 3 INT - 18 return yards
- Joe Foucha - 2 INT - 26 return yards
- Greg Brooks Jr. - 2 INT - 79 return yards with a TD
- Jalen Catalon - 2 INT - 35 yards with a TD
- Grant Morgan - 1 INT - 23 yards with a TD
- Eric Gregory - 1 INT - 23 yards
- Montaric Brown - 1 INT - 0 return yards

### LAST RIDE FOR THE DREAM

Senior running back Rakeem Boyd returns for his third year leading the Razorback backfield. Boyd reached 2,000 career rushing yards in Week 5 at Texas A&M and became the first Hog rusher to accumulate over 2,000 career yards since Alex Collins (2013-15). The Houston, Texas, native has been the team's top rushing attack in each of the last two seasons, posting 734 yards on 123 carries in 2018 and 1,133 yards last season behind 184 touches, finding the endzone 10 times over the two years, including eight touchdowns in 2019. Boyd finished the season ranked fourth in the SEC and 27th nationally after averaging 94.4 rushing yards per game and sixth in the conference in yards per carry at 6.2. He was also a threat catching the ball, hauling in 19 passes through the air for 160 yards. Boyd will start the year on four watch lists: Doak Walker, Earl Campbell Tyler Rose, Maxwell and Reese's Senior Bowl Top 250.



On the **road** this year, the Hogs will throw it back to the classic white uniforms from the 2006-07 seasons.

## RAZORBACK NOTEBOOK

### WARREN ON THE SCENE

Senior WR De'Vion Warren is well on his way to recording the best year of his career with 13 catches for 261 yards already this season. Prior to this year, Warren was mainly used in the return game and had just 38 receiving yards from 2017-19. Warren posted his first 100-yard receiving game in the upset win of No. 16 Mississippi State, hauling in four passes from Feleipe Franks for 100 yards. The next week at No. 13 Auburn, he made two TD grabs in a game for the first time in his career and made a career-high five receptions for 95 yards. The veteran ranks fourth in the SEC and 29th nationally averaging 20.1 yards per catch.

### HOGS UNITED

In an effort to fight social injustices and engage in the community, the Arkansas football team has committed to devoting time regularly throughout the season to community service. During camp, the team videochatted with members of the Fayetteville Boys & Girls Club and Yvonne Richardson Center, continuing to encourage them as society handles this unique time period. The Hogs also engaged in a discussion with members of the Fayetteville Police Department as a team. This season, the Razorbacks will wear a patch on their jerseys with the word "Equality" as the team strives to make an impact to better our community, state and nation.



### THE NEXT BIG THING FROM WARREN, ARKANSAS

Warren, Ark. is a small town (population 5,587) in southern Arkansas that is famous for two things: tomatoes and producing NFL players. The town has annually hosted the Pink Tomato Festival in June since 1956, celebrating the South Arkansas Vine Ripe Pink Tomato. The Warren HS Lumberjacks are one of the elite programs in the state having won four state titles and produced NFL players and former Razorbacks Greg Childs, Chris Gragg and Jarius Wright.

### RECOGNIZE THE PATCH

Thirteen Razorbacks will replace their normal SEC patch with the SEC Graduate patch, indicating they've already earned their degree. The honor will be worn by Shane Clemen, Elias Hale, Hayden Henry, Blake Kern, Jack Lindsey, Jonathan Marshall, Grant Morgan, Tyson Morris and Dalton Wagner, as well as grad transfers Feleipe Franks, Jerry Jacobs, Xavier Kelly and A.J. Reed.

### C ON THEIR CHEST

On Sept. 16, head coach Sam Pittman announced the team's four captains for the 2020 season. All seniors, the captain's list includes: Rakeem Boyd, Feleipe Franks, Jonathan Marshall and Grant Morgan. Boyd served as one of the team's rotating captain for last year's game against Colorado State. For the 2020 campaign, only one player will be allowed to participate in the pregame coin toss due to player safety precautions.

### FOUCHA FOR SURE

Junior safety Joe Foucha made two of Arkansas' three interceptions to go along with 0.5 TFLs in the Razorbacks' upset victory at No. 16 Mississippi State and earned SEC co-Defensive Player of the Week recognition.

- First Hog to have two interceptions in a game since Dre Greenlaw in 2018 vs. Texas A&M.
- First Razorback to pick off two passes in a road win for the first time since Matterral Richardson vs. Ole Miss in 2007.
- Became the first Razorback to have two interceptions and at least 0.5 TFLs since Michael Grant in 2006 vs. Louisiana-Monroe.

### THE PITT BOSS IS BACK

Sam Pittman returns to the Hill to lead the Razorback football program as head coach. He became the first head coach in school history to record his first Arkansas win over a ranked opponent with a 21-14 triumph at No. 16 Mississippi State. He has faced three straight ranked opponents to start his head coaching tenure, a first in school history. With an extensive 32 years of coaching, including stops at seven different power five schools, Pittman is back with the Hogs, where he spent three years (2013-15) as assistant head coach, the offensive line coach and recruiting coordinator. Pittman is widely regarded as one of the nation's best offensive line coaches and recruiters. He has coached 15 players that have been selected in the NFL Draft since 2013. Overall, Pittman has coached seven offensive linemen that were selected in the first round of the NFL Draft, including Stockar McDougle (20th overall in 2000). Travis Swanson also became the highest drafted Razorback center in school history when he was picked 76th overall in 2014.

The 83rd football season at **Donald W. Reynolds Razorback Stadium** is officially underway. Arkansas has played 300 games at the current site, winning more than 64 percent of its contests.



## SEC STANDINGS

### EASTERN DIVISION

Team	OVR	SEC	Home	Road	Strk
Florida	4-1	4-1	2-0	1-1	W2
Georgia	4-2	4-2	2-0	2-1	L1
Missouri	2-3	2-3	2-1	0-2	L1
Kentucky	2-4	2-4	1-2	1-2	L2
S. Carolina	2-4	2-4	1-2	1-2	L2
Tennessee	2-4	2-4	1-2	1-2	L4
Vanderbilt	0-5	0-5	0-3	0-2	L5

### WESTERN DIVISION

Team	OVR	SEC	Home	Road	Strk
Alabama	6-0	6-0	3-0	3-0	W6
Texas A&M	5-1	5-1	3-0	2-1	W4
Auburn	4-2	4-2	3-0	1-2	W2
Arkansas	3-3	3-3	2-1	1-2	W1
LSU	2-3	2-3	1-1	1-2	L1
Ole Miss	2-4	2-4	0-3	2-1	W1
Miss. State	2-4	2-4	1-2	1-2	W1

### THIS WEEK IN THE SEC

#### Saturday, November 14

Georgia at Missouri | 11 a.m. | ESPN - PPD  
 Vanderbilt at Kentucky | 11 a.m. | SECN  
 Texas A&M at Tennessee | 2:30 p.m. | ESPN - PPD  
 Auburn at Mississippi State | 3 p.m. | SECN - PPD  
 Alabama at LSU | 5 p.m. | CBS - PPD  
 Arkansas at Florida | 6 p.m. | ESPN  
 South Carolina at Ole Miss | 6:30 p.m. | SECN

### NEXT WEEK IN THE SEC

#### Saturday, November 21

LSU at Arkansas | 11 a.m. | ESPN/SECN  
 Florida at Vanderbilt | 11 a.m. | ESPN/SECN  
 Ole Miss at Texas A&M | 2:30 p.m. | CBS  
 Kentucky at Alabama | 3 p.m. | SECN  
 Tennessee at Auburn | 6 p.m. | ESPN  
 Mississippi State at Georgia | 6:30 p.m. | SECN  
 Missouri at South Carolina | 6:30 p.m. | SECN Alt  
*All times Central*



### THE HOG POD WITH BO MATTINGLY

Check out the Hog Pod with Bo Mattingly for great stories and insight about Razorbacks football - including episodes with Head Coach Sam Pittman, defensive coordinator Barry Odom, offensive coordinator Kendal Briles, special teams coordinator Scott Fountain, LB coach Rion Rhoades, RB Rakeem Boyd, QB Feleipe Franks and AD Hunter Yurachek. Find the podcast on apple podcasts, Spotify or visit [arkansasrazorbacks.com/thehogpod](http://arkansasrazorbacks.com/thehogpod).

## MISCELLANEOUS OFFENSE STATS

### GAMES WITH A RECEPTION

Player	2017	2018	2019	2020	Career
Rakeem Boyd	--	9	7	4	20
Treyton Burks	--	--	10	5	15
T.J. Hammonds	1	3	3	0	7
Hudson Henry	--	--	2	4	6
Koilan Jackson	--	1	2	--	3
KJ Jefferson	--	--	1	0	1
Blake Kern	0	0	0	5	5
Trey Knox	--	--	7	2	9
Tyson Morris	--	2	8	3	13
Trelon Smith	--	--	--	5	5
De'Vion Warren	1	2	3	6	12
John David White	--	--	1	0	1
Mike Woods	--	8	9	6	23

### 5+ RECEPTIONS

Player	2017	2018	2019	2020	Career
Rakeem Boyd	--	1	0	0	1
Treyton Burks	--	--	1	4	5
Hudson Henry	--	--	0	1	1
Trey Knox	--	--	3	0	3
Trelon Smith	--	--	--	2	2
De'Vion Warren	--	--	--	1	1
Mike Woods	--	0	2	1	3

### 20+ YARD RECEPTION

Player	2017	2018	2019	2020	Career
Rakeem Boyd	--	3	2	0	5
Treyton Burks	--	--	10	7	17
T.J. Hammonds	1	1	--	0	2
Blake Kern	0	0	0	2	2
Trey Knox	--	--	5	0	5
Tyson Morris	--	0	1	0	1
Trelon Smith	--	--	--	1	1
De'Vion Warren	0	0	0	5	5
Mike Woods	--	4	6	2	12

### 40+ YARD RECEPTION

Player	2017	2018	2019	2020	Career
Treyton Burks	--	--	0	3	3
T.J. Hammonds	1	1	0	0	2
Trey Knox	--	--	1	0	1
De'Vion Warren	--	--	--	2	2
Mike Woods	--	0	3	1	4

### FIRST DOWN RECEPTIONS

Player	2017	2018	2019	2020	Career
Rakeem Boyd	--	5	7	0	12
Treyton Burks	--	--	22	19	41
T.J. Hammonds	1	2	1	0	4
Hudson Henry	--	--	1	7	8
Koilan Jackson	--	1	2	0	3
Blake Kern	0	0	0	7	7
Trey Knox	--	--	15	2	17
Tyson Morris	--	2	9	2	13
Trelon Smith	--	--	--	5	5
De'Vion Warren	0	1	1	11	13
John David White	--	--	1	0	1
Mike Woods	--	9	22	12	43

### 100 YARDS RECEIVING

Player	2017	2018	2019	2020	Career
Treyton Burks	--	--	0	3	3
De'Vion Warren	0	0	0	1	1
Mike Woods	--	0	1	0	1

### GAMES WITH A RECEIVING TD

Player	2017	2018	2019	2020	Career
Treyton Burks	--	--	0	4	4
T.J. Hammonds	1	1	0	0	2
Hudson Henry	--	--	--	1	1
Koilan Jackson	--	0	1	0	1
Blake Kern	0	0	0	1	1
Trey Knox	--	--	2	0	2
Tyson Morris	--	1	1	1	3
Trelon Smith	--	--	--	1	1
De'Vion Warren	0	1	0	2	3
Mike Woods	--	1	4	2	7

### GAMES WITH MULTIPLE RECEIVING TDS

Player	2017	2018	2019	2020	Career
Treyton Burks	--	--	0	1	1
De'Vion Warren	0	0	0	1	1

### 10+ YARD RUNS

Player	2017	2018	2019	2020	Career
Rakeem Boyd	--	22	26	3	51
Treyton Burks	--	--	1	3	4
Feleipe Franks	--	--	--	6	6
T.J. Hammonds	9 (3)	1	2	0	15
KJ Jefferson	--	--	3	1	4
John Stephen Jones	--	1	1	0	2
Jack Lindsey	--	--	1	0	1
A'Montae Spivey	--	--	1	0	1
Trelon Smith	--	--	--	4	10
De'Vion Warren	0	1	3	2	6

### 20+ YARD RUNS

Player	2017	2018	2019	2020	Career
Rakeem Boyd	--	9	8	0	17
Feleipe Franks	--	--	--	3	3
T.J. Hammonds	4 (1)	0	1	0	6
KJ Jefferson	--	--	1	0	1
Jack Lindsey	--	--	1	0	1
Trelon Smith	--	--	--	2	2
De'Vion Warren	0	0	0	1	1

### RUSHING FIRST DOWNS

Player	2017	2018	2019	2020	Career
Rakeem Boyd	--	32	34	15	80
Treyton Burks	--	--	1	4	5
Feleipe Franks	--	--	--	11	11
T.J. Hammonds	9 (4)	1	2	0	16
KJ Jefferson	--	--	7	2	9
John Stephen Jones	--	0	2	--	2
Jack Lindsey	--	--	1	--	1
Trelon Smith	--	--	--	16	16
De'Vion Warren	0	1	3	2	6

### 100 YARDS RUSHING

Player	2017	2018	2019	2020	Career
Rakeem Boyd	--	3	5	1	9
T.J. Hammonds	1	0	0	0	1

### GAMES WITH A RUSHING TD

Player	2017	2018	2019	2020	Career
Rakeem Boyd	--	2	5	2	9
TJ Hammonds	1 (1)	0	0	0	2
KJ Jefferson	--	--	1	0	1

### GAMES WITH MULTIPLE RUSHING TDS

Player	2017	2018	2019	2020	Career
Rakeem Boyd	--	0	3	0	3



# GAME 7: FLORIDA

## MISC. DEFENSE STATS

### DOUBLE-DIGIT TACKLES

Player	2017	2018	2019	2020	Career
Jalen Catalon	--	--	--	3	3
Joe Foucha	--	0	2	1	3
Grant Morgan	0	0	0	4	4
Bumper Pool	--	0	2	4	6

### TEAM LEADER IN TACKLES (Ties included)

Player	2017	2018	2019	2020	Career
Jalen Catalon	--	--	--	1	1
Joe Foucha	--	0	2	0	2
Grant Morgan	1	0	0	2	3
Bumper Pool	--	0	3	3	6

### GAMES WITH A SACK (Half sacks included)

Player	2017	2018	2019	2020	Career
Julius Coates	--	--	--	1	1
Joe Foucha	--	0	0	1	1
Dorian Gerald	--	--	0	1	1
Eric Gregory	--	--	--	2	2
Hayden Henry	0	1	1	1	3
Xavier Kelly	--	--	--	1	1
Jonathan Marshall	0	0	0	1	1
Grant Morgan	0	0	1	2	3
Isaiah Nichols	--	--	--	1	1
Bumper Pool	0	0	1	1	2
Zach Williams	--	--	0	1	1

### MULTIPLE SACKS (1.5 sacks or more)

Player	2017	2018	2019	2020	Career
Dorian Gerald	--	--	0	1	1

## CAREER 100-YARD RUSHING GAMES

### Rakeem Boyd • Sr. • RB (9)

185 - Western Kentucky, 2019  
 134 - Kentucky, 2019  
 122 - Colorado State, 2019  
 114 - Mississippi State, 2019  
 114 - Portland State, 2019  
 113 - Vanderbilt, 2018  
 109 - Ole Miss, 2018  
 102 - Alabama, 2018  
 100 - Texas A&M, 2020

### T.J. Hammonds • R-Sr. • RB (1)

119 - Coastal Carolina, 2017

## CAREER 100-YARD RECEIVING GAMES

### Mike Woods • Jr. • WR (1)

115 - San Jose State, 2019

### Treyton Burks • So. • WR (3)

137 - Ole Miss, 2020  
 117 - Texas A&M, 2020  
 102 - Georgia, 2020

### De'Vion Warren • Sr. • WR (1)

100 - Mississippi State, 2020

## MONEY PLAYS

NOTE: Money plays are defined as plays resulting in a first down or a touchdown.

### Money Rushers

	1st	TD	No	Att
Trelon Smith	16	0	16	70
Rakeem Boyd	15	2	16	70
Feleipe Franks	11	0	11	54
Treyton Burks	4	0	4	9
KJ Jefferson	2	0	2	5
DeVion Warren	2	0	2	4
<b>TOTALS</b>	<b>50</b>	<b>2</b>	<b>51</b>	<b>223</b>

### 1st Down

	1st	TD	No	Att
Trelon Smith	6	0	6	37
Rakeem Boyd	2	1	3	35
DeVion Warren	2	0	2	3
Treyton Burks	1	0	1	5
Feleipe Franks	1	0	1	21
KJ Jefferson	1	0	1	1
<b>TOTALS</b>	<b>13</b>	<b>1</b>	<b>14</b>	<b>108</b>

### 2nd Down

	1st	TD	No	Att
Rakeem Boyd	8	1	8	29
Trelon Smith	8	0	8	23
Feleipe Franks	6	0	6	20
KJ Jefferson	1	0	1	2
Treyton Burks	1	0	1	2
<b>TOTALS</b>	<b>24</b>	<b>1</b>	<b>24</b>	<b>81</b>

### 3rd Down

	1st	TD	No	Att
Feleipe Franks	4	0	4	13
Rakeem Boyd	4	0	4	5
Trelon Smith	2	0	2	10
Treyton Burks	2	0	2	2
<b>TOTALS</b>	<b>12</b>	<b>0</b>	<b>12</b>	<b>32</b>

### 4th Down

	1st	TD	No	Att
Rakeem Boyd	1	0	1	1
<b>TOTALS</b>	<b>1</b>	<b>0</b>	<b>1</b>	<b>2</b>

### Money Receptions

	1st	TD	No	Rec
Treyton Burks	19	5	20	31
Mike Woods	12	2	14	20
DeVion Warren	11	3	11	13
Blake Kern	7	1	8	11
Hudson Henry	7	1	7	15
Trelon Smith	5	1	6	17
Tyson Morris	2	1	3	4
Trey Knox	2	0	2	4
Woods+Spivey	1	0	1	1
<b>TOTALS</b>	<b>66</b>	<b>14</b>	<b>72</b>	<b>124</b>

### 1st Down

	1st	TD	No	Rec
Treyton Burks	7	2	8	13
Mike Woods	6	0	6	7
DeVion Warren	6	2	6	8
Blake Kern	2	1	3	6
Tyson Morris	0	1	1	2
Woods+Spivey	1	0	1	1
Trey Knox	1	0	1	2
<b>TOTALS</b>	<b>23</b>	<b>6</b>	<b>26</b>	<b>55</b>

### 2nd Down

	1st	TD	No	Rec
Hudson Henry	5	1	5	5
Treyton Burks	5	1	5	10
Mike Woods	3	1	4	6
Blake Kern	3	0	3	3
DeVion Warren	3	1	3	3
Trelon Smith	2	0	2	5
Trey Knox	1	0	1	2
Tyson Morris	1	0	1	1
<b>TOTALS</b>	<b>23</b>	<b>4</b>	<b>24</b>	<b>35</b>

### 3rd Down

	1st	TD	No	Rec
Treyton Burks	6	2	6	7
Trelon Smith	3	1	4	6
Mike Woods	2	1	3	6
Hudson Henry	2	0	2	4
Blake Kern	2	0	2	2
DeVion Warren	2	0	2	2
Tyson Morris	1	0	1	1
<b>TOTALS</b>	<b>18</b>	<b>4</b>	<b>20</b>	<b>32</b>

### 4th Down

	1st	TD	No	Att
Treyton Burks	1	0	1	1
Mike Woods	1	0	1	1
<b>TOTALS</b>	<b>2</b>	<b>0</b>	<b>2</b>	<b>2</b>

# GAME 7: FLORIDA

## 20+ YARD BREAKDOWN

### BY YARDS

Yards	No.	TD
100+	0	0
90-99	0	0
80-89	0	0
70-79	0	0
60-69	1	1
50-59	4	1
40-49	2	1
30-39	4	2
20-29	17	1
<b>TOTAL</b>	<b>28</b>	<b>6</b>

### BY TYPE

Type	No.	TD
Rushing	6	0
Passing	17	3
Punt returns	0	0
Kick returns	1	0
Interceptions	4	3
Fumble returns	0	0
Other	0	0
<b>TOTAL</b>	<b>28</b>	<b>6</b>

### BY PLAYER

Player	No.	TD	R	P	KR	PR	IR	FR
Treyton Burks	7	2	0	7	0	0	0	0
DeVion Warren	7	1	1	5	1	0	0	0
Feleipe Franks	3	0	3	0	0	0	0	0
Trelon Smith	3	0	2	1	0	0	0	0
Mike Woods	2	0	0	2	0	0	0	0
Blake Kern	2	0	0	2	0	0	0	0
Grant Morgan	1	1	0	0	0	0	1	0
Jalen Catalon	1	1	0	0	0	0	1	0
Greg Brooks Jr	1	1	0	0	0	0	1	0
Joe Foucha	1	0	0	0	0	0	1	0
<b>TOTAL</b>	<b>28</b>	<b>6</b>	<b>6</b>	<b>17</b>	<b>1</b>	<b>0</b>	<b>4</b>	<b>0</b>

## ARKANSAS 20+ YARD PLAYS

Yards	Type	Player(s)	Opponent
*69	INT	Greg Brooks Jr	Mississippi State
*59	Pass	Treyton Burks from Feleipe Franks	Tennessee
56	Pass	Mike Woods from Feleipe Franks	Tennessee
55	Pass	Treyton Burks from Feleipe Franks	Ole Miss
52	Pass	DeVion Warren from Feleipe Franks	Mississippi State
*49	Pass	Treyton Burks from Feleipe Franks	UGA
44	Pass	DeVion Warren from Feleipe Franks	Auburn
36	Pass	Treyton Burks from Feleipe Franks	Texas A&M
35	Pass	Blake Kern from Feleipe Franks	Auburn
*35	INT	Jalen Catalon	Ole Miss
*30	Pass	DeVion Warren from Feleipe Franks	Auburn
28	Rush	Feleipe Franks	Texas A&M
28	Rush	Feleipe Franks	Texas A&M
28	Pass	DeVion Warren from Feleipe Franks	UGA
27	Pass	Treyton Burks from Feleipe Franks	UGA
26	INT	Joe Foucha	Mississippi State
26	KR	DeVion Warren	Tennessee
25	Pass	Trelon Smith from Feleipe Franks	Auburn
24	Rush	Feleipe Franks	Tennessee
24	Pass	Blake Kern from Feleipe Franks	Tennessee
23	Rush	Trelon Smith	Tennessee
*23	INT	Grant Morgan	Ole Miss
22	Rush	DeVion Warren	Tennessee
22	Pass	DeVion Warren from Feleipe Franks	Texas A&M
22	Rush	Trelon Smith	Tennessee
21	Pass	Treyton Burks from Feleipe Franks	Texas A&M
20	Pass	Treyton Burks from Feleipe Franks	UGA
20	Pass	Mike Woods from Feleipe Franks	Mississippi State

\* touchdown scored on play

## NEED TO KNOW INFO

Opponent	Captains	Length	Coin Toss	Kick/Receive	Helmet/Jersey/Pants	Attendance	1st Poss.	Opp. 1st Poss.	Result
Georgia	Morgan, Boyd, Franks, Marshall	3:44	UGA	REC	Cardinal/Cardinal/White	16,500	PUNT	PUNT	L 37-10
at Miss. State	Boyd, Franks, Marshall, Morgan	3:19	ARK	KICK	Cardinal/White/White	13,564	PUNT	INT	W 21-14
at Auburn	Franks, Marshall, Morgan	3:37	AUB	REC	Cardinal/White/White	17,490	PUNT	PUNT	L 30-28
Ole Miss	Franks, Boyd, Marshall, Morgan	3:20	MISS	REC	Cardinal/Cardinal/White	16,500	PUNT	FUM	W 33-21
at Texas A&M	Morgan, Boyd, Franks, Marshall	3:22	ARK	KICK	Cardinal/White/White	27,114	TD	PUNT	L 42-31
Tennessee	Franks, Boyd, Marshall, Morgan	2:59	ARK	KICK	Cardinal/Cardinal/White	16,500	PUNT	FG	W 24-13
at Florida									
LSU									
at Missouri									
Alabama									

# HEAD COACH SAM PITTMAN



Sam Pittman returns to The Hill as the 34th head coach in Razorback history after four seasons on staff at Georgia, including this last season when he served as the Associate Head Coach and offensive line coach for the Bulldogs. Georgia was just the most recent stop of Pittman's career that has spanned the high school, junior college and collegiate levels.

The Oklahoma native has coached at seven different Power 5 schools during his 32 years of coaching, including Oklahoma, Missouri, Kansas, North Carolina and Tennessee. With a wealth of experience, Pittman is widely regarded as one of the nation's best offensive line coaches and recruiters. He has coached 15 players that have been selected in the NFL Draft since 2013, including first round picks Andrew Thomas (4th in 2020), Isaiah Wilson (29th in 2020), Frank Ragnow (20th in 2018), Isaiah Wynn (23rd overall in 2018), Ja'Wuan James (19th overall in 2014) and Jonathan Cooper (7th overall in 2013). Overall, Pittman has coached seven offensive linemen that were selected in the first round of the NFL Draft, including Stockar McDougle (20th overall in 2000). Travis Swanson also became the highest drafted Razorback center in school history when he was picked 76th overall in 2014.

"Sam Pittman has been an integral part of successful teams that have competed at the highest levels, including for SEC and NCAA Championships," Vice Chancellor and Director of Athletics Hunter Yurachek said. "As one of the nation's premier offensive line coaches, he has built a remarkable body of work thanks to his tremendous passion for his student-athletes, including teaching the fundamentals and developing his players on and off the field. Sam instills in his players the motivation, grit and determination required to compete and win. Throughout this process, I heard from many of his former players about the tremendous influence he had on them as a player and as a man."

"Sam knows the Southeastern Conference inside and out and is one of the nation's best recruiters. His connections throughout football will enable him to build a quality coaching staff. In his previous tenure, Sam and his wife Jamie fell in love with the state of Arkansas and with Razorback fans. They know what a special place this is and are excited for the opportunity to come back to the Home of the Razorbacks."

Pittman arrived in Athens in 2016 as the offensive line coach as part of Kirby Smart's first staff. In his four seasons with the Bulldogs, Pittman helped Georgia to unprecedented success including three-straight Southeastern Conference Eastern Division titles. In 2019, the Bulldogs' rushing attack has been led by D'Andre Swift, who finished fourth in the league with 1,216 yards just ahead of Arkansas' Rakeem Boyd (1,133).

The 2017 Bulldogs were a special team, winning 13 games, the SEC championship and making the school's first-ever College Football Playoff appearance - a win over Oklahoma in the Rose Bowl. Georgia's offense that year was the best in the SEC and ninth nationally in rushing, led by Nick Chubb and Sony Michel. During his four seasons in Athens, he was part of a staff that produced four Top 10 recruiting classes, including the nation's No. 1 class in 2018.

An original member of Bret Bielema's staff at Arkansas in 2013, Pittman helped build the Razorbacks' offensive line into one of the best in the league. He quickly made an impact, helping Travis Swanson earn first-team All-America honors and be a Rimington Trophy finalist in 2013. His first two offensive lines at Arkansas led the SEC in sacks allowed per game and his offensive line in 2014 paved the way for two 1,000-yard rushers in Jonathan Williams and Alex Collins. That OL also averaged 328.4 pounds per player as the largest offensive line in the FBS and NFL that season.

In Pittman's final year in Fayetteville his offensive line contributed to an offense that finished second in the SEC in total offense (456.8 ypg), second in scoring (40.2 ppg) and third in passing offense (264.2 ypg). During his tenure with the Razorbacks, Pittman mentored some of the best offensive linemen at Arkansas in recent memory, including Swanson, Sebastian Tretola, Dan Skipper and Frank Ragnow.

Pittman's coaching career began in 1987 as the head coach at Princeton (Mo.) HS. He coached at Hutchinson (Kan.) CC for three seasons, including the final two as the head coach, before getting his first FBS opportunity at Northern Illinois in 1994. He later returned to NIU to help the Huskies to a pair of division championships and two bowl games. Pittman got his first experience in the SEC in 2012 when he joined the staff at Tennessee.

Pittman played defensive end at Pittsburg State, where he was a first-team NAIA All-American and twice earned all-conference recognition. He graduated with a bachelor's degree in 1986 and was inducted into the PSU Athletics Hall of Fame in 1998. He is married to his wife, Jamie.

## COACHING HISTORY

<b>2020</b>	<b>Arkansas</b> Head Coach
<b>2019</b>	<b>Georgia</b> Associate Head Coach/OL
<b>2016-18</b>	<b>Georgia</b> Offensive Line
<b>2013-15</b>	<b>Arkansas</b> Asst. HC/OL/Recruiting Coord.
<b>2012</b>	<b>Tennessee</b> Offensive Line
<b>2011</b>	<b>North Carolina</b> Associate Head Coach/OL
<b>2007-10</b>	<b>North Carolina</b> Offensive Line
<b>2004-06</b>	<b>Northern Illinois</b> Assistant Head Coach/OL
<b>2003</b>	<b>Northern Illinois</b> Offensive Line
<b>2001</b>	<b>Kansas</b> Offensive Line
<b>2000</b>	<b>Missouri</b> Offensive Line
<b>1999</b>	<b>Western Michigan</b> Assistant Coach
<b>1997-98</b>	<b>Oklahoma</b> Offensive Line
<b>1996</b>	<b>Cincinnati</b> Offensive Tackles/Tight Ends
<b>1994-95</b>	<b>Northern Illinois</b> Offensive Line
<b>1992-93</b>	<b>Hutchinson (Kan.) CC</b> Head Coach
<b>1991</b>	<b>Hutchinson (Kan.) CC</b> Offensive Line
<b>1989-90</b>	<b>Trenton (Mo.) HS</b> Head Coach
<b>1987-88</b>	<b>Princeton (Mo.) HS</b> Head Coach



DEPTH CHART

OFFENSE

<b>WR</b>	<b>8</b>	<b>Mike Woods</b>	<b>So. // 6-1 // 196</b>
	7	Trey Knox	So. // 6-5 // 207
<b>WR</b>	<b>16</b>	<b>Treyton Burks</b>	<b>So. // 6-3 // 232</b>
	17	John David White	R-Fr. // 5-11 // 171
-OR-	41	T.J. Hammonds	R-Sr. // 5-10 // 192
<b>LT</b>	<b>76</b>	<b>Myron Cunningham</b>	<b>R-Sr. // 6-6 // 325</b>
	73	Noah Gatlin	R-So. // 6-7 // 307
<b>LG</b>	<b>62</b>	<b>Brady Latham</b>	<b>R-Fr. // 6-5 // 296</b>
	57	Shane Clenin	R-Jr. // 6-6 // 316
-OR-	70	Luke Jones	R-So. // 6-5 // 294
<b>C</b>	<b>51</b>	<b>Ricky Stromberg</b>	<b>So. // 6-4 // 311</b>
	66	Ty Clary	Sr. // 6-4 // 298
<b>RG</b>	<b>55</b>	<b>Beaux Limmer</b>	<b>R-Fr. // 6-5 // 293</b>
-OR-	<b>66</b>	<b>Ty Clary</b>	<b>Sr. // 6-4 // 298</b>
	71	Ryan Winkel	R-So. // 6-6 // 307
<b>RT</b>	<b>73</b>	<b>Noah Gatlin</b>	<b>R-So. // 6-7 // 307</b>
	78	Dalton Wagner	R-Jr. // 6-9 // 319
<b>QB</b>	<b>13</b>	<b>Feleipe Franks</b>	<b>R-Sr. // 6-6 // 228</b>
	1	KJ Jefferson	R-Fr. // 6-3 // 236
<b>RB</b>	<b>5</b>	<b>Rakeem Boyd</b>	<b>Sr. // 6-0 // 206</b>
	22	Trelon Smith	R-Jr. // 5-9 // 185
<b>TE</b>	<b>82</b>	<b>Hudson Henry</b>	<b>R-Fr. // 6-5 // 249</b>
-OR-	<b>87</b>	<b>Blake Kern</b>	<b>R-Sr. // 6-4 // 269</b>
<b>WR</b>	<b>10</b>	<b>De'Vion Warren</b>	<b>Sr. // 5-10 // 186</b>
	19	Tyson Morris	R-Sr. // 6-1 // 202

DEFENSE

<b>JACK</b>	<b>5</b>	<b>Dorian Gerald</b>	<b>R-Sr. // 6-3 // 288</b>
-OR-	<b>56</b>	<b>Zach Williams</b>	<b>So. // 6-4 // 246</b>
	11	Mataio Soli	So. // 6-4 // 235
<b>DT</b>	<b>93</b>	<b>Isaiah Nichols</b>	<b>R-Fr. // 6-3 // 281</b>
	97	Xavier Kelly	R-Sr. // 6-4 // 311
	90	Marcus Miller	R-Fr. // 6-5 // 307
<b>DT</b>	<b>42</b>	<b>Jonathan Marshall</b>	<b>R-Sr. // 6-3 // 317</b>
	91	Taurean Carter	R-Fr. // 6-3 // 291
<b>DE</b>	<b>50</b>	<b>Eric Gregory</b>	<b>R-Fr. // 6-4 // 283</b>
-OR-	<b>13</b>	<b>Julius Coates</b>	<b>R-Jr. // 6-6 // 289</b>
<b>WILL</b>	<b>10</b>	<b>Bumper Pool</b>	<b>Jr. // 6-2 // 229</b>
	32	Deon Edwards	R-Sr. // 6-1 // 218
<b>MIKE</b>	<b>31</b>	<b>Grant Morgan</b>	<b>R-Sr. // 5-11 // 222</b>
	27	Hayden Henry	Sr. // 6-2 // 229
	28	Andrew Parker	R-So. // 6-2 // 235
<b>CB</b>	<b>17</b>	<b>Hudson Clark</b>	<b>R-Fr. // 6-2 // 176</b>
	0	Khari Johnson	Fr. // 6-0 // 189
<b>SS</b>	<b>1</b>	<b>Jalen Catalon</b>	<b>R-Fr. // 5-10 // 189</b>
	18	Myles Mason	Jr. // 6-2 // 204
<b>BS</b>	<b>7</b>	<b>Joe Foucha</b>	<b>Jr. // 5-11 // 188</b>
	15	Simeon Blair	R-So. // 5-10 // 204
	2	Myles Slusher	Fr. // 6-0 // 186
<b>CB</b>	<b>21</b>	<b>Montaric Brown</b>	<b>R-Jr. // 6-0 // 190</b>
	4	Malik Chavis	R-Fr. // 6-2 // 194
<b>NB</b>	<b>9</b>	<b>Greg Brooks Jr.</b>	<b>So. // 5-11 // 185</b>
	24	LaDarrius Bishop	R-So. // 6-0 // 192

SPECIAL TEAMS

<b>K</b>	<b>35</b>	<b>A.J. Reed</b>	<b>R-Jr. // 5-11 // 186</b>
	80	Matthew Phillips	So. // 5-10 // 175
<b>P</b>	<b>30</b>	<b>Reid Bauer</b>	<b>R-So. // 5-11 // 205</b>
	40	George Caratan	Jr. // 6-2 // 213
<b>LS</b>	<b>48</b>	<b>Jordan Silver</b>	<b>R-Jr. // 6-1 // 235</b>
	39	H.T. Fountain	Sr. // 6-0 // 233
<b>H</b>	<b>18</b>	<b>Jack Lindsey</b>	<b>R-Sr. // 6-2 // 206</b>
<b>KR</b>	<b>10</b>	<b>De'Vion Warren</b>	<b>Sr. // 5-10 // 186</b>
	16	<b>Treyton Burks</b>	<b>So. // 6-3 // 232</b>
<b>PR</b>	<b>16</b>	<b>Treyton Burks</b>	<b>So. // 6-3 // 232</b>
	14	Nathan Parodi	R-So. // 5-9 // 175

# GAME 7: FLORIDA

## GAME-BY-GAME OFFENSIVE STARTERS

Opponent	LT	LG	C	RG	RT	TE	TE/WR	QB	RB	WR	WR
Georgia	Cunningham	Latham	Stromberg	Limmer	Gatlin	Hud. Henry	Warren (WR)	Franks	Boyd	Burks	Knox
at Mississippi State	Cunningham	Latham	Stromberg	Limmer	Gatlin	Kern	Woods (WR)	Franks	Boyd	Burks	Knox
at Auburn	Cunningham	Latham	Stromberg	Limmer	Gatlin	Kern	Woods (WR)	Franks	T. Smith	Warren	Knox
Ole Miss	Cunningham	Latham	Stromberg	Clary	Gatlin	Hud. Henry	Woods (WR)	Franks	Boyd	Burks	Warren
at Texas A&M	Cunningham	Latham	Clary	Limmer	Gatlin	Hud. Henry	Woods (WR)	Franks	Boyd	Burks	Warren
Tennessee	Cunningham	Latham	Stromberg	Clary	Wagner	Hud. Henry	Woods (WR)	Franks	Boyd	Burks	Warren
at Florida											
LSU											
at Missouri											
Alabama											

## GAME-BY-GAME DEFENSIVE STARTERS

Opponent	JACK	DT	DT	DE	WILL	MIKE	CB	SS	BS	CB	NB	DIME
Georgia	Gerald	Nichols	Marshall	Coates	Pool	Morgan	Jacobs	J. Catalon	Blair	Brown	Brooks Jr.	--
at Mississippi State	Z. Williams	--	Marshall	Gregory	Pool	Morgan	Jacobs	J. Catalon	Blair	Brown	Brooks Jr.	Slusher
at Auburn	Z. Williams	Nichols	Marshall	Gregory	Pool	Morgan	Jacobs	J. Catalon	Foucha	Clark	Brooks Jr.	--
Ole Miss	Z. Williams	--	Marshall	Gregory	Henry	Morgan	K. Johnson	J. Catalon	Foucha	Clark	Brooks Jr.	Mason
at Texas A&M	Kelly	Nichols	Marshall	Coates	Pool	Morgan	Clark	J. Catalon	Foucha	Brown	Brooks Jr.	--
Tennessee	Z. Williams	Nichols	Marshall	Gregory	Pool	Morgan	Clark	J. Catalon	Foucha	Brown	Brooks Jr.	--
at Florida												
LSU												
at Missouri												
Alabama												

## CAREER STARTS

OFFENSE	2020	2019	2018	2017	TOT	CONS	DEFENSE	2020	2019	2018	2017	TOT	CONS
Feleipe Franks, QB, Sr.	6	*3	*13	*8	30	6	Bumper Pool, LB, Jr.	5	12	4	-	21	2
Ty Clary, OL, Sr.	3	12	11	4	30	3	*Jarques McClellion, DB, Jr.	-	11	8	-	19	-
Rakeem Boyd, RB, Sr.	5	12	8	-	25	3	Greg Brooks Jr., DB, So.	6	12	-	-	18	18
Mike Woods, WR, Jr.	6	12	7	-	25	19	Montaric Brown, DB, Jr.	4	10	3	-	17	2
Ricky Stromberg, OL, So.	5	11	-	-	16	1	Joe Foucha, DB, Jr.	4	12	1	-	17	4
Myron Cunningham, OL, R-Sr.	6	10	-	-	16	11	*Jerry Jacobs, DB, R-Sr.	3	*2	*11	-	16	-
Treyton Burks, WR, So.	5	9	-	-	14	3	Mataio Soli, DL, So.	-	10	-	-	10	-
Trey Knox, WR, So.	3	11	-	-	14	-	Jalen Catalon, DB, R-Fr.	6	0	-	-	6	6
Dalton Wagner, OL, R-Jr.	1	12	1	-	14	1	Jonathan Marshall, DL, R-Sr.	6	0	0	0	6	6
Noah Gatlin, OL, R-So.	5	-	2	-	7	-	Grant Morgan, LB, R-Sr.	6	0	0	0	6	6
Brady Latham, OL, R-Fr.	6	0	-	-	6	6	Hudson Clark, DB, R-Fr.	4	-	-	-	4	4
De'Vion Warren, WR, Sr.	5	0	0	0	5	5	Eric Gregory, DL, R-Fr.	4	-	-	-	4	1
Hudson Henry, TE, R-Fr.	4	-	-	-	4	3	Isaiah Nichols, DL, R-Fr.	4	0	-	-	4	2
Beaux Limmer, OL, R-Fr.	4	0	-	-	4	-	Zach Williams, DL, So.	4	0	-	-	4	1
Shane Clenin, OL, Jr.	0	1	1	-	2	-	Dorian Gerald, DL, R-Sr.	1	2	2	-	4	-
Blake Kern, TE, R-Sr.	2	0	0	0	2	-	LaDarrius Bishop, DB, R-So.	-	3	-	-	3	-
Koilan Jackson, WR, R-Jr.	-	1	-	-	1	-	Simeon Blair, DB, R-So.	2	0	-	-	2	-
John Stephen Jones, QB, R-So.	-	1	-	-	1	-	Julius Coates, DL, R-Jr.	2	-	-	-	2	-
KJ Jefferson, QB, R-Fr.	0	1	-	-	1	-	Hayden Henry, LB, Sr.	1	-	1	-	2	-
Jack Lindsey, QB, R-Sr.	-	1	-	-	1	-	Myles Mason, DB, Jr.	1	1	-	-	2	-
Trelon Smith, RB, R-Jr.	1	-	0	0	1	-	Khari Johnson, DB, Fr.	1	-	-	-	1	-
							Myles Slusher, DB, Fr.	1	-	-	-	1	-
							Xavier Kelly, DL, R-Sr.	1	0	0	0	1	-

\* opted out of 2020 season

## EXPERIENCE ANALYSIS

The chart to the right shows Arkansas' offensive and defensive starting lineups over the last 13 years with numbers representing total starts by classes and percentages of total starts for the entire season.

Season	G	SR	JR	SO	FR	UpperCI%
2020	6 (3-3)	45 (34.1%)	24 (18.2%)	30 (22.7%)	33 (25.0%)	69 (52.3%)
2019	12 (2-10)	77 (29.2%)	55 (20.8%)	73 (27.7%)	59 (22.4%)	132 (50.0%)
2018	12 (2-10)	103 (39.2%)	86 (32.7%)	44 (16.7%)	30 (11.4%)	189 (71.2%)
2017	12 (4-8)	66 (25.0%)	108 (40.1%)	65 (24.6%)	25 (9.5%)	174 (65.9%)
2016	13 (7-6)	114 (39.9%)	82 (28.7%)	70 (24.5%)	20 (6.9%)	196 (68.5%)
2015	13 (8-5)	67 (23.4%)	143 (50.0%)	58 (20.3%)	18 (6.3%)	210 (73.4%)
2014	13 (7-6)	92 (32.2%)	72 (25.2%)	89 (31.1%)	33 (11.5%)	164 (57.3%)
2013	12 (3-9)	107 (40.5%)	59 (22.3%)	57 (21.6%)	41 (15.5%)	166 (66.7%)
2012	12 (4-8)	99 (37.5%)	87 (33.0%)	31 (11.7%)	46 (17.4%)	186 (70.5%)
2011	13 (11-2)	110 (38.5%)	97 (33.9%)	65 (22.7%)	14 (4.9%)	207 (72.4%)
2010	13 (10-3)	102 (35.7%)	107 (37.4%)	44 (15.4%)	33 (11.5%)	209 (73.1%)
2009	13 (8-5)	74 (25.9%)	83 (29.0%)	115 (40.2%)	14 (4.9%)	157 (54.9%)
2008	12 (5-7)	58 (22.0%)	64 (24.2%)	65 (24.6%)	77 (29.2%)	112 (46.2%)

# GAME 7: FLORIDA

## GAME-BY-GAME BREAKDOWN

	FINAL	SCORE BY QUARTER					FIRST DOWNS					RUSHING			PASSING			OFFENSE		PUNTING	FUMBLES	PENALTY	THIRD	TOTAL
GAME	SCORE	1	2	3	4	OT	RU	PA	PN	TOT	ATT	YDS	TD	C-A-I	YDS	TD	ATT	YDS	NO-AVG	NO-LOST	NO-YDS	DOWNS	TOP	
Georgia	37	0	5	22	10	-	8	10	1	19	42	121	1	28-47-1	266	2	89	387	7-49.9	3-1	12-108	6-20	35:46	
Arkansas	10	7	0	3	0	-	4	8	3	15	28	77	0	20-39-3	203	1	67	280	9-42.0	2-0	10-53	3-14	24:14	
Arkansas	21	7	7	7	0	-	6	10	1	17	37	63	0	20-28-0	212	2	65	275	8-42.2	2-2	5-40	5-14	23:40	
Miss. State	14	7	0	7	0	-	5	19	0	24	24	87	1	43-60-3	313	1	84	400	5-42.6	1-1	4-25	6-17	36:20	
Arkansas	28	0	12	6	10	-	5	15	2	22	42	119	0	22-30-0	318	4	72	437	6-35.3	0-0	6-26	6-15	27:42	
Auburn	30	10	10	0	10	-	14	10	0	24	41	259	1	18-29-0	187	1	70	446	5-37.4	1-0	7-52	6-15	32:18	
Ole Miss	21	0	0	7	14	-	13	10	0	23	53	242	1	20-38-6	200	2	91	442	3-40.7	1-1	6-35	4-16	29:31	
Arkansas	33	7	13	0	13	-	10	13	1	24	48	150	1	21-34-1	244	1	82	394	7-46.9	1-1	3-15	6-17	30:29	
Arkansas	31	7	7	3	14	-	12	13	4	29	42	222	1	23-32-0	239	3	74	461	3-43.3	1-0	5-51	3-11	27:01	
TexasA&M	42	14	14	14	0	-	9	12	4	25	36	182	3	21-26-0	260	3	62	442	4-41.5	0-0	9-100	7-11	32:59	
Tennessee	13	3	10	0	0	-	11	6	2	19	50	185	1	11-21-2	107	0	71	292	6-45.7	1-0	3-30	5-15	32:59	
Arkansas	24	0	0	24	0	-	13	7	1	21	45	198	0	18-25-0	215	3	70	413	6-37.5	4-0	2-20	9-17	27:01	
Arkansas																								
Florida																								
LSU																								
Arkansas																								
Arkansas																								
Missouri																								
Alabama																								
Arkansas																								

## AP POLL

As of Nov. 8, 2020

Rank	Team	Record	Points	Previous
1	Alabama (59)	6-0	1547	2
2	Notre Dame (2)	7-0	1464	4
3	Ohio State (1)	3-0	1449	-
4	Clemson	7-1	1355	1
5	Texas A&M	5-1	1223	7
6	Florida	4-1	1213	8
7	Cincinnati	6-0	1208	6
8	BYU	8-0	1101	9
9	Miami	6-1	958	11
10	Indiana	3-0	956	13
11	Oregon	1-0	948	12
12	Georgia	4-2	861	5
13	Wisconsin	1-0	852	10
14	Oklahoma State	5-1	762	-
15	Coastal Carolina	7-0	551	-
16	Marshall	6-0	534	-
17	Iowa State	5-2	491	-
18	Oklahoma	5-2	467	19
19	SMU	7-1	456	18
20	USC	1-0	395	-
21	Texas	5-2	265	22
22	Liberty	7-0	260	25
23	Northwestern	3-0	250	NR
24	Auburn	4-2	184	-
25	Louisiana	6-1	118	NR

Others receiving votes: North Carolina 85, Army 54, Tulsa 47, Utah 33, Washington 21, Arizona State 11, Purdue 8, Wake Forest 6, Boise State 5, Appalachian State 5, Maryland 3, California 3, Nevada 1

Dropped from rankings: Boise State 21, Michigan 23

## AMWAY COACHES POLL

As of Nov. 8, 2020

Rank	Team	Record	Points	Previous
1	Alabama (55)	6-0	1542	2
2	Notre Dame (4)	7-0	1461	4
3	Ohio State (3)	3-0	1443	-
4	Clemson	7-1	1340	1
5	Florida	4-1	1230	8
6	Texas A&M	5-1	1229	7
7	Cincinnati	6-0	1172	6
8	BYU	8-0	1112	9
9	Miami	6-1	995	10
10	Indiana	3-0	901	13
11	Georgia	4-2	840	5
12	Oregon	1-0	828	14
13	Oklahoma State	5-1	823	12
14	Wisconsin	1-0	778	11
15	Marshall	6-0	534	-
16	Iowa State	5-2	530	17
17	Coastal Carolina	7-0	495	16
18	Oklahoma	5-2	476	19
19	SMU	7-1	448	18
20	USC	1-0	334	-
21	Auburn	4-2	305	-
22	Liberty	7-0	234	NR
23	Northwestern	3-0	218	NR
24	Texas	5-2	187	NR
25	Army	6-1	181	22

Others receiving votes: North Carolina 174, Louisiana 81, Utah 45, Purdue 43, Appalachian State 25, Arkansas 23, Missouri 18, Wake Forest 15, Boston College 15, Kentucky 12, Memphis 12, Tulsa 11, Maryland 10, Tennessee 6, Nevada 5, Michigan 5, San José State 4, Boise State 4, Kansas State 4, Virginia Tech 2

Dropped from rankings: Boise State 23, North Carolina 24, Michigan 25



## GAME 7: FLORIDA

### ARKANSAS INDIVIDUAL SEASON-HIGHS

Rush Attempts	21	Trelon Smith, 10/10 at Auburn
Yards Rushing	100	Rakeem Boyd, 10/31 at Texas A&M
TD Rushes	1 (2x)	last Rakeem Boyd, 10/31 at Texas A&M
Long Rush	28	Feleipe Franks, 10/31 at Texas A&M
Pass Attempts	36	Feleipe Franks, 9/26 vs. Georgia
Pass Completions	23	Feleipe Franks, 10/31 at Texas A&M
Yards Passing	318	Feleipe Franks, 10/10 at Auburn
TD Passes	4	Feleipe Franks, 10/10 at Auburn
Long Pass	59	Feleipe Franks, 11/7 vs. Tennessee
Receptions	11	Treyton Burks, 10/17 vs. Ole Miss
Yards Receiving	137	Treyton Burks, 10/17 vs. Ole Miss
TD Receptions	2 (2x)	last Treyton Burks, 10/31 at Texas A&M
Long Reception	59	Treyton Burks, 11/7 vs. Tennessee
Field Goals	2	A.J. Reed, 10/17 vs. Ole Miss
Long Field Goal	48	A.J. Reed, 11/7 vs. Tennessee
Punts	7 (2x)	last Reid Bauer, 10/17 vs. Ole Miss
Punting Avg.	49.6	George Caratan, 9/26 vs. Georgia
Long Punt	62	Reid Bauer, 10/17 vs. Ole Miss
Punts Inside 20	3	George Caratan, 10/3 at Miss. State
Long Punt Return	4	Treyton Burks, 11/7 vs. Tennessee
Long Kickoff Return	26	De'Vion Warren, 11/7 vs. Tennessee
Tackles	20	Bumper Pool, 10/3 at Miss. State
Sacks	1.5	Dorian Gerald, 9/26 vs. Georgia
Tackles For Loss	3.0 (2x)	last Bumper Pool, 10/31 at Texas A&M
Interceptions	3	Hudson Clark, 10/17 vs. Ole Miss

### ARKANSAS TEAM GAME-HIGHS

Rushes	48	10/17 vs. Ole Miss
Yards Rushing	222	10/31 at Texas A&M
Yards Per Rush	5.3	10/31 at Texas A&M
TD Rushes	1 (2x)	last 10/31 at Texas A&M
Pass Attempts	39	9/26 vs. Georgia
Pass Completions	23	10/31 at Texas A&M
Yards Passing	318	10/10 at Auburn
Yards Per Pass Comp.	14.5	10/10 at Auburn
TD Passes	4	10/10 at Auburn
Total Plays	82	10/17 vs. Ole Miss
Total Offense	461	10/31 at Texas A&M
Yards Per Play	6.2	10/31 at Texas A&M
Points	33	10/17 at Ole Miss
Sacks By	3 (2x)	last 10/10 at Auburn
First Downs	29	10/31 at Texas A&M
Penalties	10	9/26 vs. Georgia
Penalty Yards	53	9/26 vs. Georgia
Turnovers	3	9/26 vs. Georgia
Interceptions By	6	10/17 vs. Ole Miss
Punts	9	9/26 vs. Georgia
Punting Avg	46.9	10/17 vs. Ole Miss
Long Punt	62	10/17 vs. Ole Miss
Punts inside 20	4	10/3 at Miss. State

### ARKANSAS' LONGEST PLAYS

Rush	28	Feleipe Franks, 10/31 at Texas A&M
Pass	59	Franks to Burks, 11/7 vs. Tennessee
Field Goal	48	A.J. Reed, 11/7 vs. Tennessee
Punt	62	Reid Bauer, 10/17 vs. Ole Miss
Punt Return	4	Treyton Burks, 11/7 vs. Tennessee
Kickoff Return	10	De'Vion Warren, 9/26 vs. Georgia
Interception Return	69	Greg Brooks Jr, 10/3 at Mississippi State
Fumble Return	7	Myles Slusher, 9/26 vs. Georgia

### OPPONENT INDIVIDUAL SEASON-HIGHS

Rush Attempts	31	Eric Gray, 11/7 vs. Tennessee
Yards Rushing	146	Tank Bigsby, 10/10 at Auburn
TD Rushes	1 (8x)	last Eric Gray, 11/7 vs. Tennessee
Long Rush	47	MoMo Sanogo, 10/17 vs. Ole Miss
Pass Attempts	59	K.J. Costello, 10/3 at Miss. State
Pass completions	43	K.J. Costello, 10/3 at Miss. State
Yards Passing	313	K.J. Costello, 10/3 at Miss. State
TD Passes	3	Kellen Mond, 10/31 at Texas A&M
Long Pass	35	Kellen Mond, 10/31 at Texas A&M
Receptions	11	Elijah Moore, 10/17 vs. Ole Miss
Yards Receiving	113	Elijah Moore, 10/17 vs. Ole Miss
TD Receptions	2	J. Wydermyer, 10/31 at Texas A&M
Long Reception	35	Ainias Smith, 10/31 at Texas A&M
Field Goals	3	Anders Carlson, 10/10 at Auburn
Long Field Goal	50	B. Cimaglia, 11/7 vs. Tennessee
Punts	7	Jake Camarda, 9/26 vs. Georgia
Punting Avg.	51.0	Reed Bowman, 10/3 at Miss. State
Long Punt	63	Jake Camarda, 9/26 vs. Georgia
Punts Inside 20	5	Jake Camarda, 9/26 vs. Georgia
Long Punt Return	23	T. Stevenson, 9/26 vs. Georgia
Long Kickoff Return	48	Kenny McIntosh, 9/26 vs. Georgia
Tackles	13 (3x)	last Ryder Anderson, 10/17 vs. Ole Miss
Sacks	2.0	K. Bennett, 11/7 vs. Tennessee
Tackles for Loss	2.0 (4x)	last K. Bennett, 11/7 vs. Tennessee
Interceptions	2	Richard LeCounte, 9/26 vs. Georgia

### OPPONENT TEAM GAME-HIGHS

Rushes	53	10/17 vs. Ole Miss
Yards Rushing	259	10/17 vs. Ole Miss
Yards per Rush	6.3	10/10 at Auburn
TD Rushes	3	last 10/31 at Texas A&M
Pass Attempts	60	10/3 at Miss. State
Pass Completions	43	10/3 at Miss. State
Yards Passing	313	10/3 at Miss. State
Yards per Pass Comp.	12.4	10/31 at Texas A&M
TD Passes	3	10/31 at Texas A&M
Total Plays	91	10/17 vs. Ole Miss
Total Offense	446	10/10 at Auburn
Yards per Play	7.1	10/31 at Texas A&M
Points	42	10/31 at Texas A&M
Sacks By	4 (2x)	last 11/7 vs. Tennessee
First Downs	25	10/31 at Texas A&M
Penalties	12	9/26 vs. Georgia
Penalty Yards	108	9/26 vs. Georgia
Turnovers	4	10/3 at Miss. State
Interceptions By	3	9/26 vs. Georgia
Punts	7	9/26 vs. Georgia
Punting Avg.	49.9	9/26 vs. Georgia
Long Punt	63	9/26 vs. Georgia
Punts Inside 20	5	9/26 vs. Georgia

### OPPONENT'S LONGEST PLAYS

Rush	50	B. Cimiglia, 11/7 vs. Tennessee
Pass	35	Mond to A. Smith, 10/31 at Texas A&M
Field Goal	47	Anders Carlson, 10/10 at Auburn
Punt	63	Jake Camarda, 9/26 vs. Georgia
Punt Return	23	T. Stevenson, 9/26 vs. Georgia
Kickoff Return	48	Kenny McIntosh, 9/26 vs. Georgia
Interception Return	38	Richard LeCounte, 9/26 vs. Georgia
Fumble Return	0	Brule, Craft, 10/3 at Miss. State

## THE LAST TIME ARKANSAS . . .

### RUSHING

Had 500+ yards rushing	vs. South Carolina, 2007 (542)
Had 400+ yards rushing	at Texas Tech, 2014 (438)
Had 400+ yards rushing in consecutive games	at Texas Tech, 2014 (438)
	vs. Nicholls, 2014 (495)
Had 300+ yards rushing	vs. Ole Miss, 2018 (300)
Had 300+ yards rushing in consecutive games	at Texas Tech, 2014 (438)
	vs. Nicholls, 2014 (495)
Had 300+ yards rushing in three consecutive games	at Alabama, 2007 (301)
	vs. Kentucky, 2007 (338)
	vs. North Texas, 2007 (446)
Had 300+ yards rushing in four consecutive games	vs. Troy, 2007 (350)
	at Alabama, 2007 (301)
	vs. Kentucky, 2007 (338)
	vs. North Texas, 2007 (446)
Had 250+ yards rushing	vs. Western Kentucky, 2019 (253)
Had 200+ yards rushing	at Texas A&M, 2020 (222)
Had 200+ yards in consecutive games	vs. Coastal Carolina, 2017 (259) and at Ole Miss, 2017 (265)
Had 70+ rushing attempts	at Kentucky, 2003 (71)
Had 60+ rushing attempts	at Texas Tech, 2014 (68)
Had 50+ rushing attempts	vs. Tulsa, 2018 (53)
Had 7+ rushing TDs	at Texas Tech, 2014 (7)
Had 6+ rushing TDs	vs. UT Martin, 2015 (6)
Had 6+ rushing TDs in consecutive games	vs. Nicholls, 2014 (6)
	at Texas Tech, 2014 (7)
Had 5+ rushing TDs	at Mississippi State, 2016 (5)
Had 5+ rushing TDs in consecutive games	vs. Nicholls, 2014 (6)
	at Texas Tech, 2014 (7)
Had 4+ rushing TDs	vs. Missouri, 2017 (4)
Had 4+ rushing TDs in consecutive games	vs. UT Martin, 2015 (6) and vs. Auburn, 2015 (4)
Had 3+ rushing TDs	vs. Western Kentucky, 2019 (3)
Had 3+ rushing TDs in consecutive games	vs. Texas A&M, 2017 (3) and vs. New Mexico State, 2017 (3)
Had 3+ rushing TDs in three straight games	at Texas Tech, 2014 (7)
	vs. NIU, 2014 (3)
	vs. Texas A&M, 2014 (3)
Had 2+ players with 100 yards rushing	at Mississippi State, 2016 (Williams III - 205, Whaley - 112)
Had 3+ players with 100 yards rushing	vs. North Texas, 2007 (McFadden - 138, Jones - 132, Barnett - 105)

### PASSING

Had 500+ yards passing	vs. Texas A&M, 2011 (510)
Had 400+ yards passing	vs. Alabama, 2016 (400)
Had 300+ yards passing	at Auburn, 2020 (318)
Had 200+ yards passing	vs. Tennessee, 2020 (215)
Had 50+ pass attempts	vs. San Jose State, 2019 (50)
Had 40+ pass attempts	vs. Auburn, 2019 (40)
Had 30+ pass attempts	vs. Ole Miss, 2020 (34)
Had 30+ pass completions	vs. Mississippi State, 2015 (30)
Had 25+ pass completions	vs. Georgia, 2020 (28)
Had 20+ pass completions	at Texas A&M, 2020 (23)
Had fewer than 10 pass completions	vs. TCU, 2017 (9)
Had 7+ passing TDs	vs. Mississippi State, 2015 (7)
Had 6+ passing TDs	vs. Mississippi State, 2015 (7)
Had 5+ passing TDs	vs. Mississippi State, 2015 (7)
Had 4+ passing TDs	at Auburn, 2020 (4)
Had 3+ passing TDs	vs. Tennessee, 2020 (3)
Had 5+ passes intercepted	vs. San Jose State, 2019 (5)
Had 4+ passes intercepted	vs. San Jose State, 2019 (5)
Had 3+ passes intercepted	vs. Georgia, 2020 (3)

### RECEIVING

Had two players with 100 yards receiving	at Ole Miss, 2015 (Morgan - 122, Reed - 105)
Had 10+ different receivers catch a pass	at Ole Miss, 2019 (10)
Had 9+ different receivers catch a pass	vs. Texas A&M, 2019 (9)
Had 8+ different receivers catch a pass	at Texas A&M, 2020 (8)
Had multiple players catch 7+ passes in a game	vs. Mississippi State, 2015 (2)
	(Morgan - 7 & Henry - 7)

### COMBINATION OFFENSE

Had one 300-yard passer and one 100-yard rusher in a game	vs. Colorado State, 2019
	(Starkel - 305 pass & Boyd - 122 rush)
Had one 300-yard passer and one 200-yard rusher in a game	at Mississippi State, 2016
	(Allen - 303 pass & Williams III - 205 rush)
Had one 100-yard receiver and one 100-yard rusher in a game	at Texas A&M, 2020
	(Treylon Burks - 117 receiving & Rakeem Boyd - 100 rush)
Had one 100-yard receiver and one 100-yard rusher in consecutive games	at Missouri, 2016
	(Hatcher - 106 receiving & Williams III - 117 rush)
Had one 200-yard rusher and one 100-yard receiver in a game	vs. South Carolina, 2006
	(McFadden - 219 rushing & Monk - 192 receiving)
Had one 150-yard rusher and one 150-yard receiver in a game	vs. Texas A&M, 2015
	(Collins - 151 rushing & Morgan - 155 receiving)
Had four different receivers catch a touchdown pass	at Mississippi State, 2015
	(Sprinkle - 3, Henry - 2, Morgan - 1, Cornelius - 1)
Had two 100-yard rushers	at Mississippi State, 2015
	(Williams III - 205 & Whaley - 112)

Had two 100-yard rushers in consecutive games	at Texas Tech, 2014 (Collins - 145 & Williams - 212)
	vs. Nicholls, 2014 (Collins - 143 & Williams - 131)
Had a 200-yard rusher and a 100-yard rusher in a game	at Mississippi State, 2015
	(Williams III - 205 & Whaley - 112)
Had two 150-yard rushers in a game	vs. South Carolina, 2007
	(McFadden - 321 & Jones - 166)
Had three 100-yard rushers in a game	vs. North Texas, 2007
	(McFadden - 138, Jones - 132 & Barnett - 105)
Had two 100-yard receivers in a game	at Ole Miss, 2015
	(Morgan - 122 & Reed - 105)

### TOTAL OFFENSE

Had 700+ yards total offense	vs. North Texas, 2007 (713)
Had 600+ yards total offense	at Mississippi State, 2016 (663)
Had 550+ yards total offense	at Mississippi State, 2016 (663)
Had 500+ yards total offense	vs. Colorado State, 2019 (520)
Had 400+ yards total offense	vs. Tennessee, 2020 (413)
Had 500+ yards total offense in consecutive games	at Mississippi State, 2016 (661)
	at Missouri, 2016 (503)
Had 85+ plays total offense	at Missouri, 2016 (85)
Had 80+ plays total offense	vs. Ole Miss, 2020 (82)
Had 75+ plays total offense	vs. Ole Miss, 2020 (82)

### SCORING

Scored 70+ points	vs. Nicholls, 2014 (73)
Scored 60+ points	vs. UT Martin, 2015 (63)
Scored 50+ points	vs. Colorado State, 2019 (55)
Scored 40+ points	vs. Colorado State, 2019 (55)
Scored 30+ points	at Texas A&M, 2020 (31)
Scored 40+ points in three consecutive games	vs. Auburn, 2015 (54)
	vs. UT Martin, 2015 (63)
	at Ole Miss, 2015 (53)
Scored 30+ points in five consecutive games	vs. Auburn, 2015 (54)
	vs. UT Martin, 2015 (63)
	at Ole Miss, 2015 (53)
	at LSU, 2015 (31)
	vs. Mississippi State, 2015 (50)
Scored 40+ points in a half	vs. Nicholls, 2014 (56)
Scored 30+ points in a half	at Eastern Illinois, 2018 (38)
Scored 35+ points in a quarter	vs. Nicholls, 2014 (35)
Scored 28+ points in a quarter	vs. Eastern Illinois, 2018 (2nd-28)
Scored 50+ points in consecutive games	at Ole Miss, 2015 (53)
	vs. UT Martin, 2015 (63)
Scored 50+ points in three consecutive games	vs. Auburn, 2015 (54)
	at Ole Miss, 2015 (53)
	vs. UT Martin, 2015 (63)
Scored 50+ points in consecutive SEC games	vs. Auburn, 2015 (54)
	at Ole Miss, 2015 (53)
Both teams combined for 100+ points	at Mississippi State, 2016 (W, 58-42)
Allowed 60+ points	vs. Alabama, 2018 (65)
Allowed 50+ points	vs. Mississippi State, 2019 (54)
Allowed 40+ points	at Texas A&M, 2020 (42)
Allowed 30+ points	at Texas A&M, 2020 (42)
Was held scoreless	at Missouri, 2018 (38-0)
Was held scoreless at Donald W. Reynolds Razorback Stadium	vs. Alabama, 2012 (52-0)
Was held scoreless on the road	at Missouri, 2018 (38-0)
Was held scoreless at a neutral site	vs. Ole Miss, 1959 (28-0)
Won a game without a rushing TD	vs. Tennessee, 2020
Won a game without a passing TD	vs. Portland State, 2019
Won a game in the last 25 seconds of regulation with a TD	at Georgia, 2010
Won a game in the last 25 seconds of regulation with a field goal	at Ole Miss, 2017
Held opponent scoreless	vs. Tulsa, 2018 (23-0)
Held opponent scoreless at Donald W. Reynolds Razorback Stadium	vs. Tulsa, 2018 (23-0)
Held opponent scoreless on the road	at South Carolina, 2002 (23-0)
Held opponent without a touchdown	vs. Tulsa, 2018 (23-0)
Held opponent without an offensive touchdown	vs. Tulsa, 2018 (23-0)
Held two opponents scoreless in one season	vs. LSU, 2014 (17-0)
	vs. Ole Miss, 2014 (30-0)
Held three opponents scoreless in one season	vs. LSU, 1982 (38-0)
	vs. TCU, 1982 (35-0)
	vs. Texas A&M, 1982 (35-0)
Held an opponent scoreless in consecutive games	vs. Ole Miss, 2014 (17-0)
	vs. Ole Miss, 2014 (30-0)
Held an SEC opponent scoreless	vs. Ole Miss, 2014 (30-0)
Held an SEC opponent scoreless in consecutive games	vs. Ole Miss, 2014 (17-0)
	vs. Ole Miss, 2014 (30-0)
Held two SEC opponents scoreless in one season	vs. LSU, 2014 (17-0)
	vs. Ole Miss, 2014 (30-0)
Scored on the first offensive play of the game	vs. Nicholls, 2014 (Hatcher - 82-yard rush)
Scored on the first offensive series of the game	at Texas A&M, 2020 (Burks 6-yd pass)
Scored a two-point conversion passing	vs. Coastal Carolina, 2017 (Cole Kelley to Jeremy Patton)
Scored a two-point conversion rushing	at Mississippi State, 2016 (Keon Hatcher rush)
Had three players with 2 TDs in a game	vs. Eastern Michigan, 2009 (Green - 2, Davis - 2 & Adams - 2)

## THE LAST TIME ARKANSAS . . .

### DEFENSE

Held opponent to 10 or fewer first downs:	vs. Florida A&M, 2017 (9)
Held opponent to 0 or fewer yards rushing:	vs. Wisconsin, 2007 (-5)
Held opponent to 25 or fewer yards rushing:	vs. New Mexico State, 2017 (11)
Held opponent to 50 or fewer yards rushing:	at Colorado State, 2018 (40)
Held opponent to 50 or fewer yards passing:	vs. Vanderbilt, 2010 (36)
Held opponent to 100 or fewer yards rushing:	at Mississippi State, 2020 (87)
Held opponent to 100 or fewer yards passing:	at Kentucky, 2019 (88)
Held opponent to 200 or fewer yards total offense:	vs. Florida A&M, 2017 (175)
Held opponent to 250 or fewer yards total offense:	vs. Portland State, 2019 (230)
Held opponent to 300 or fewer yards total offense:	vs. Tennessee, 2020 (292)
Intercepted 6+ passes:	vs. Ole Miss, 2020 (6)
Intercepted 5+ passes:	vs. Ole Miss, 2020 (6)
Intercepted 4+ passes:	vs. Ole Miss, 2020 (6)
Intercepted 3+ passes:	vs. Ole Miss, 2020 (6)
Forced 7+ turnovers:	vs. Ole Miss (7 - 6 INTs, 1 FUM)
Forced 6+ turnovers:	vs. Ole Miss (7 - 6 INTs, 1 FUM)
Forced 5+ turnovers:	vs. Ole Miss (7 - 6 INTs, 1 FUM)
Forced 4+ turnovers:	vs. Ole Miss (7 - 6 INTs, 1 FUM)
Scored a safety:	vs. Toledo, 2015
Scored a touchdown:	vs. Ole Miss, 2020 (Jalen Catalon-INT, Grant Morgan-INT)
Scored two touchdowns:	vs. Ole Miss, 2020 (Jalen Catalon-INT, Grant Morgan-INT)
Recorded 8+ sacks:	at Auburn, 2012 (8)
Recorded 7+ sacks:	at Auburn, 2012 (8)
Recorded 6+ sacks:	vs. Portland State, 2019 (6)
Recorded 5+ sacks:	vs. Portland State, 2019 (6)
Recorded 4+ sacks:	vs. Texas A&M, 2019 (4)
Had 3 players with 10+ tackles:	at Mississippi State, 2020
	Bumper Pool (20), Grant Morgan (15), Jalen Catalon (13)

### SPECIAL TEAMS

Returned a punt for a TD:	vs. Kansas State, 2011 (Adams - 51 yards)
Returned two punts for TDs:	vs. Missouri State, 2011 (Adams - 61 yards, 69 yards)
Returned a blocked punt for a TD:	vs. Eastern Michigan, 2009 (Armbrust - 1 yard)
Returned a kickoff for a TD:	vs. Auburn, 2017 (Warren - 100)
Returned a game-opening kickoff for a TD:	vs. Northern Illinois, 2014 (Marshall - 97)
Returned a season-opening kickoff for a TD:	vs. Missouri State, 2009 (D. Johnson - 91 yards)
Returned a blocked FG for a TD:	at Mississippi State, 2004 (Brown - 76 yards)
Blocked one punt:	at Alabama, 2015 (Sprinkle)
Punted 10+ times:	at Auburn, 2016 (10)
Did not punt:	vs. Alcorn State, 2016
Blocked a field goal:	vs. Alcorn State, 2016 (Dan Skipper)
Had a punt blocked:	at Auburn, 2020 (Barton Lester)
Scored on a fake punt:	vs. Texas A&M, 2014 (Sam Irwin-Hill - 51 yard rush)
Scored on a fake field goal:	vs. UAB, 2014 (Sebastian Tretola 6 yard pass to Alan D'Appollonio)
Had a field goal blocked:	vs. Kansas State, 2015/16 (Marquel Bryant)
Blocked a PAT kick:	vs. Eastern Illinois, 2018 (Bumper Pool)
Missed a kicking PAT:	at Alabama, 2017 (Connor Limpert)
Had a kicking PAT blocked:	vs. Western Kentucky, 2019 (G. Britton)

### MISCELLANEOUS

Had 35+ first downs:	at Ole Miss, 2015 (35)
Had 30+ first downs:	vs. Kansas State, 2015 (30)
Had 25+ first downs:	at Texas A&M, 2020 (29)
Had 20+ first downs:	vs. Tennessee, 2020 (21)
Had 20+ passing first downs:	vs. Mississippi State, 2015 (21)
Had 20+ rushing first downs:	at Texas Tech, 2014 (24)
Had 15+ penalties:	vs. Air Force, 1975 (17)
Had 10+ penalties:	vs. Georgia, 2020 (10)
Had no penalties:	at Alabama, 2019
Had 100+ yards in penalties:	vs. Texas A&M, 2011 (112)
Had 35 minutes+ of possession time:	at LSU, 2019 (40:21)
Was involved in an overtime game:	vs. Texas A&M, 2017 (L, 50-43)
Defeated a ranked opponent:	at No. 16 Mississippi State, 2020 (21-14)
Defeated a ranked opponent on the road:	at No. 16 Mississippi State, 2020 (21-14)
Defeated ranked opponents in consecutive games:	at No. 18 Ole Miss, 2015 (53-52, OT)
	at No. 9 LSU, 2015 (31-14)
Won game on final offensive play:	at Ole Miss, 2017 (34-yard field goal)
Zero sacks allowed in a game:	vs. Missouri, 2019
Zero sacks allowed in consecutive games:	vs. Toledo, 2015
	vs. Texas Tech, 2015
Zero sacks allowed in three consecutive games:	vs. UTEP, 2015
	vs. Toledo, 2015
	vs. Texas Tech, 2015
Came back from 15+ points down to win:	at Ole Miss, 2017 (down 24 - won 38-37)
Recorded more points than plays:	vs. UT Martin, 2015 (63 points, 56 plays)



## THE LAST TIME AN ARKANSAS PLAYER . . .

### RUSHING

Rushed 40+ times:	DeCori Birmingham at Kentucky, 2003 (40)
Rushed 35+ times:	Michael Smith at Kentucky, 2008 (35)
Rushed 30+ times:	Alex Collins vs. Missouri, 2015 (30)
Rushed 25+ times:	Devwah Whaley at Colorado State, 2018 (26)
Rushed for 300+ yards:	Darren McFadden vs. South Carolina, 2007 (321)
Rushed for 250+ yards:	Darren McFadden vs. South Carolina, 2007 (321)
Rushed for 200+ yards:	Rawleigh Williams III at Mississippi State, 2016 (205)
Rushed for 175+ yards:	Rakeem Boyd vs. Western Kentucky, 2019 (185)
Rushed for 150+ yards:	Rakeem Boyd vs. Western Kentucky, 2019 (185)
Rushed for 125+ yards:	Rakeem Boyd vs. Western Kentucky, 2019 (185)
Rushed for 100+ yards:	Rakeem Boyd vs. Western Kentucky, 2019 (185)
Rushed for 100+ yards as a true freshman in his first career game:	Chase Hayden vs. Florida A&M, 2017 (120)
Rushed for 100+ yards (quarterback):	Matt Jones vs. Ole Miss, 2004 (126)
Rushed for 150+ yards in consecutive games:	Alex Collins at Texas Tech, 2015 (170) vs. Texas A&M, 2015 (151) at Tennessee, 2015 (154)
Rushed for 100+ yards in consecutive games:	Rakeem Boyd vs. Western Kentucky, 2019 (185) vs. Mississippi State, 2019 (114)
Rushed for 5+ touchdowns:	Alex Collins vs. UT Martin, 2015 (5)
Rushed for 4+ touchdowns:	Rawleigh Williams III at Mississippi State, 2016 (4)
Rushed for 3+ touchdowns:	Rawleigh Williams III at Mississippi State, 2016 (4)
Rushed for 3+ touchdowns (quarterback):	Matt Jones vs. New Mexico State, 2003 (3)
Rushed for 2+ touchdowns:	Rakeem Boyd vs. Western Kentucky, 2019 (2)
Had three players rush for touchdowns:	Hammonds (1), Whaley (1), Cantrell (1) and Kelley (1) vs. Coastal Carolina, 2017
Had four players rush for touchdowns:	Hammonds (1), Whaley (1), Cantrell (1) and Kelley (1) vs. Coastal Carolina, 2017
Had a run of 80+ yards:	Rakeem Boyd vs. Western Kentucky, 2019 (86)
Had a run of 70+ yards:	Rakeem Boyd vs. Western Kentucky, 2019 (86)
Had a run of 60+ yards:	Rakeem Boyd vs. Western Kentucky, 2019 (86)
Had a run of 50+ yards:	Rakeem Boyd vs. Western Kentucky, 2019 (86)
Had 2 TD runs of 50+ yards:	Rakeem Boyd vs. Western Kentucky, 2019 (86, 76)
Had multiple players with a run of 50+ yards:	Rawleigh Williams III (72) & Devwah Whaley (50) at Mississippi State, 2016

### PASSING

Passed for 500+ yards:	Tyler Wilson vs. Texas A&M, 2011 (510)
Passed for 450+ yards:	Tyler Wilson vs. Texas A&M, 2011 (510)
Passed for 400+ yards:	Austin Allen vs. Alabama, 2016 (400)
Passed for 350+ yards:	Nick Starkel vs. San Jose State, 2019 (356)
Passed for 300+ yards:	Feleipe Franks at Auburn, 2020 (318)
Passed for 250+ yards:	Feleipe Franks at Auburn, 2020 (318)
Passed for 200+ yards:	Feleipe Franks vs. Tennessee, 2020 (215)
Attempted 50+ passes:	Nick Starkel vs. San Jose State, 2019 (50)
Attempted 45+ passes:	Nick Starkel vs. San Jose State, 2019 (50)
Attempted 35+ passes:	Feleipe Franks vs. Georgia, 2020 (36)
Attempted 30+ passes:	Feleipe Franks at Texas A&M, 2020 (31)
Completed 25+ passes:	Nick Starkel vs. San Jose State, 2019 (28)
Completed 20+ passes:	Feleipe Franks at Texas A&M, 2020 (23)
Threw 5+ touchdown passes:	Brandon Allen at Mississippi State, 2015 (7)
Threw 4+ touchdown passes:	Feleipe Franks at Auburn, 2020 (4)
Threw 3+ touchdown passes:	Feleipe Franks vs. Tennessee, 2020 (3)
Threw 2+ touchdown passes:	Feleipe Franks vs. Tennessee, 2020 (3)
Threw 2+ touchdown passes in consecutive games:	Feleipe Franks at Texas A&M, 2020 (3) vs. Tennessee, 2020 (3)
Threw 5+ interceptions:	Nick Starkel vs. San Jose State, 2019 (5)
Threw 4+ interceptions:	Nick Starkel vs. San Jose State, 2019 (5)
Threw 3+ interceptions:	Nick Starkel at Alabama, 2019 (3)
Completed pass for 90+ yards:	Matt Jones at Tennessee, 2002 (92)
Completed pass for 80+ yards:	Tyler Wilson vs. Rutgers, 2012 (80)
Completed pass for 70+ yards:	Austin Allen vs. Texas State, 2016 (73)
Completed pass for 60+ yards:	Nick Starkel vs. San Jose State, 2019 (62)
Completed pass for 50+ yards:	Feleipe Franks vs. Tennessee, 2020 (59)

### RECEIVING

Caught 10+ passes:	Treyton Burks vs. Ole Miss, 2020 (11)
Caught 9+ passes:	Treyton Burks vs. Ole Miss, 2020 (11)
Caught 8+ passes:	Treyton Burks vs. Ole Miss, 2020 (11)
Caught 7+ passes:	Treyton Burks at Texas A&M, 2020 (7)
Caught 10+ passes in consecutive games:	Cobi Hamilton vs. Tulsa, 2012 (11) vs. Ole Miss, 2012 (12)
Had 300+ yards receiving:	Cobi Hamilton vs. Rutgers, 2012 (303)
Had 200+ yards receiving:	Cobi Hamilton vs. Rutgers, 2012 (303)
Had 175+ yards receiving:	Cobi Hamilton vs. Tulsa, 2012 (177)
Had 150+ yards receiving:	Drew Morgan vs. Texas A&M, 2015 (155)
Had 100+ yards receiving:	Treyton Burks at Texas A&M, 2020 (117)
Had 100+ yards receiving in consecutive games:	Treyton Burks vs. Ole Miss, 2020 (137) at Texas A&M, 2020 (117)
Had 100+ yards receiving (tight end):	Hunter Henry vs. Mississippi State, 2015 (129)
Caught 3+ TD passes:	Jeremy Sprinkle vs. Mississippi State, 2015 (3)
Caught 2+ TD passes:	Treyton Burks at Texas A&M, 2020 (2)
Caught 2+ TD passes (tight end):	Cheyenne O'Grady vs. LSU, 2018 (2)
2+ tight ends caught TD passes:	Hunter Henry (2) & Jeremy Sprinkle (3) vs. Mississippi State, 2015

### TOTAL OFFENSE

Had 450+ yards total offense:	Tyler Wilson vs. Texas A&M, 2011 (481)
Had 400+ yards total offense:	Brandon Allen vs. Mississippi State, 2015 (411)
Had 350+ yards total offense:	Nick Starkel vs. San Jose State, 2019 (364)
Had 300+ yards total offense:	Feleipe Franks at Texas A&M, 2020 (330)
Had 100 yards both passing and rushing:	Matt Jones vs. Ole Miss, 2004 (Rushing - 126, Passing - 108)

### SCORING

Accounted for 5+ touchdowns:	Rawleigh Williams III at Mississippi State, 2016 (5)
Accounted for 4+ touchdowns:	Feleipe Franks at Auburn, 2020 (4)
Accounted for 3+ touchdowns:	Feleipe Franks vs. Tennessee, 2020 (3)
Scored 4+ touchdowns:	Rawleigh Williams III at Mississippi State, 2016 (5)
Scored 3+ touchdowns:	Rawleigh Williams III at Mississippi State, 2016 (5)
Scored 2+ touchdowns:	Treyton Burks at Texas A&M, 2020 (2)
Multiple players score 2+ touchdowns:	Chase Hayden (2) and Jonathan Nance (2) vs. New Mexico State, 2017

### DEFENSE

Intercepted 3+ passes:	Hudson Clark vs. Ole Miss, 2020 (3)
Intercepted 2+ passes:	Hudson Clark vs. Ole Miss, 2020 (3)
Recovered 2+ fumbles:	Chevin Calloway vs. Eastern Illinois, 2018 (2)
Forced 2+ fumbles:	McTelvin Agim at Colorado State, 2018 (2)
Recorded 5+ sacks:	Wayne Martin vs. Ole Miss, 1988 (5.0)
Recorded 3+ sacks:	Chris Smith vs. Southern Miss, 2013 (3.0-22)
Recorded 2+ sacks:	Jamario Bell vs. Texas A&M, 2019 (2.0-11)
Recorded 5+ tackles for loss:	Jermaine Brooks vs. Auburn, 2001 (5-16)
Recorded 3+ tackles for loss:	Bumper Pool at Texas A&M, 2020 (3.0-3)
Recorded 20+ tackles:	Bumper Pool at Mississippi State, 2020 (20)
Recorded 10+ tackles:	Bumper Pool vs. Tennessee (14)
Recorded 10+ tackles in back-to-back games:	Bumper Pool at Texas A&M, 2020 (14) vs. Tennessee (14)
Recorded 10+ tackles in three straight games:	DeJon Harris vs. Texas A&M, 2018 (16) vs. Alabama, 2018 (11) vs. Ole Miss, 2018 (13)
Recorded 15+ tackles in back-to-back games:	Tony Bua vs. Kentucky, 2003 (15) vs. South Carolina, 2003 (19)
Recorded 15+ tackles twice in one season:	Brooks Ellis vs. Alabama, 2015 (15) vs. Mississippi State, 2015 (15)
Returned an interception for a touchdown:	Jalen Catalon, Grant Morgan vs. Ole Miss, 2020
Returned a fumble for a touchdown:	DeJon Harris (6) vs. Texas A&M, 2019

### SPECIAL TEAMS

Scored 10+ points kicking:	Connor Limpert vs. Colorado State, 2019 (13)
Made 5+ field goals:	Kendall Trainor vs. Texas A&M, 1988 (5)
Made 4+ field goals:	Connor Limpert vs. Ole Miss, 2018 (4)
Made two field goals of 50+ yards:	Steve Little vs. Oklahoma State, 1976 (53 & 57)
Made one field goal of 50+ yards:	Connor Limpert vs. Colorado State, 2019 (54)
Kicked a punt of 70+ yards:	Sam Irwin-Hill vs. South Carolina, 2013 (79)
Kicked a punt of 60+ yards:	Reid Bauer vs. Ole Miss, 2018 (64)
Punted 10+ times:	Toby Baker at Auburn, 2016 (10)
Totaled 175+ kick return yards:	DeCori Birmingham vs. Alabama, 2002 (197)
Totaled 150+ kick return yards:	Dennis Johnson at Texas, 2008 (150)
Totaled 100+ kick return yards:	Treyton Burks vs. Mississippi State, 2019 (134)
Totaled 50+ punt return yards:	D.J. Dean vs. Nicholls, 2014 (94)

## THE LAST TIME AN OPPONENT ...

### RUSHING

Had 500+ yards rushing:	at Auburn, 2016 (543)
Had 400+ yards rushing:	Mississippi State, 2019 (460)
Had 300+ yards rushing:	Mississippi State, 2019 (460)
Had 200+ yards rushing:	Ole Miss, 2020 (242)
Had 70+ rushing attempts:	at Mississippi State, 2010 (70)
Had 60+ rushing attempts:	Missouri, 2017 (60)
Had 50+ rushing attempts:	Tennessee, 2020 (50)
Had 7+ rushing TDs:	at Auburn, 2016 (7)
Had 6+ rushing TDs:	at Auburn, 2016 (7)
Had 5+ rushing TDs:	at LSU, 2019 (5)
Had 4+ rushing TDs:	at LSU, 2019 (5)

### PASSING

Had 500+ yards passing:	Mississippi State, 2015 (508)
Had 400+ yards passing:	San Jose State, 2019 (402)
Had 300+ yards passing:	at Mississippi State, 2020 (313)
Had 200+ yards passing:	at Texas A&M, 2020 (260)
Had 60+ pass attempts:	at Mississippi State, 2020 (60)
Had 50+ pass attempts:	at Mississippi State, 2020 (60)
Had 40+ pass attempts:	at Mississippi State, 2020 (60)
Had 30+ pass attempts:	Ole Miss, 2020 (38)
Had 40+ pass completions:	at Mississippi State, 2020 (43)
Had 30+ pass completions:	at Mississippi State, 2020 (43)
Had 25+ pass completions:	at Mississippi State, 2020 (43)
Had 20+ pass completions:	at Texas A&M, 2020 (21)
Had 5+ passing TDs:	at Mississippi State, 2018 (5)
Had 4+ passing TDs:	Auburn, 2019 (4)
Had 3+ passing TDs:	at Texas A&M, 2020 (3)

### RECEIVING

Had two players with 100-yards receiving in a game:	Alabama, 2018 (Jerry Jeudy, 135 - Irv Smith Jr., 123)
Had 4+ players catch 5+ passes:	at Mississippi State, 2020 (J. Marks - 10, Dillon Johnson - 8, Jaden Walley - 6, Osirus Mitchell - 5, Malik Heath - 5)
Had 3+ players catch 5+ passes:	at Mississippi State, 2020 (J. Marks - 10, Dillon Johnson - 8, Jaden Walley - 6, Osirus Mitchell - 5, Malik Heath - 5)
Had 10+ players catch a pass:	Mississippi State, 2019 (10)
Had 8+ players catch a pass:	Mississippi State, 2020 (9)

### TOTAL OFFENSE

Had 700+ yards total offense:	at Southern California, 2005 (736)
Had 650+ yards total offense:	Missouri, 2017 (696)
Had 600+ yards total offense:	at LSU, 2019 (612)
Had 550+ yards total offense:	at LSU, 2019 (612)
Had 500+ yards total offense:	at LSU, 2019 (612)
Had 400+ yards total offense:	at Texas A&M, 2020 (442)
Had 100+ plays total offense:	Missouri, 2017 (102)
Had 90+ plays total offense:	Ole Miss, 2020 (91)
Had 80+ plays total offense:	Ole Miss, 2020 (91)
Had 75+ plays total offense:	Ole Miss, 2020 (91)

### SCORING

Scored 70+ points:	at Southern California, 2005 (70)
Scored 60+ points:	Alabama, 2018 (65)
Scored 50+ points:	at LSU, 2019 (56)
Scored 40+ points:	at Texas A&M, 2020 (42)
Scored 30+ points:	at Texas A&M, 2020 (42)
Scored a two-point conversion rushing:	Georgia, 2020
Scored a two-point conversion passing:	at Colorado State, 2018
Failed on a two-point conversion attempt:	Mississippi State, 2019

### TURNOVERS

Had 5+ fumbles:	Eastern Illinois, 2018 (6, lost 5)
Had 4+ fumbles lost:	Eastern Illinois, 2018 (5)
Had 3+ fumbles lost:	Eastern Illinois, 2018 (5)
Committed 5+ turnovers:	Eastern Illinois, 2018 (5)
Did not commit a turnover:	Alabama, 2019
Intercepted 8+ Arkansas passes:	at SMU, 1951 (8)
Intercepted 7+ Arkansas passes:	at SMU, 1951 (8)
Intercepted 6+ Arkansas passes:	North Texas, 2018 (6)
Intercepted 5+ Arkansas passes:	San Jose State, 2019 (5)
Intercepted 4+ Arkansas passes:	San Jose State, 2019 (5)
Intercepted 3+ Arkansas passes:	Georgia, 2020 (3)
Returned an interception for a touchdown:	Georgia, 2020
Returned a fumble for a touchdown:	at Missouri, 2018

### DEFENSE

Held Arkansas to 10 or fewer first downs:	at Alabama, 2015 (10)
Recorded 9+ sacks:	Oklahoma, 2001 (9.0-55)
Recorded 8+ sacks:	Oklahoma, 2001 (9.0-55)
Recorded 7+ sacks:	Alabama, 2016 (7.0-53)
Recorded 6+ sacks:	vs. Auburn, 2017 (6.0-34)
Scored a safety:	Georgia, 2020
Held Arkansas to 50 or fewer yards rushing:	LSU, 2018 (16)
Held Arkansas to 25 or fewer yards rushing:	LSU, 2018 (16)
Held Arkansas to 100 or fewer yards passing:	Missouri, 2019 (77)
Held Arkansas to 50 or fewer yards passing:	South Carolina, 2013 (30)
Held Arkansas to 300 or less yards total offense:	at Mississippi State, 2020 (275)
Held Arkansas to 200 or less yards total offense:	at Missouri, 2018 (187)
Held Arkansas to 100 or fewer yards both rushing & passing:	Alabama, 2012 (Rush - 58, Pass - 79)

### SPECIAL TEAMS

Returned a punt for a TD:	North Texas, 2018
Returned a kickoff for a TD:	vs. Texas A&M, 2018
Punted 10+ times:	Chattanooga, 2007 (12)
Punted 10+ times in consecutive games:	North Texas, 2007 (10)
Did not punt:	Chattanooga, 2007 (12)
Missed a kicking PAT:	Alabama, 2018
Missed two kicking PATs:	Auburn, 2019
Blocked a field goal:	at LSU, 2017
Blocked a punt:	Kansas State, 2015
	at Auburn, 2020

### MISCELLANEOUS

Had 30+ first downs:	Ole Miss, 2018 (32)
Had 10+ penalties:	Georgia, 2020 (12)
Had 100+ yards in penalties:	Georgia, 2020 (108)
Had 35+ minutes of possession time:	at Mississippi State, 2020 (36:20)
Had two 100-yard rushers and one 100-yard receiver:	Texas A&M, 2017 (Kellen Mond - 109 rushing, Keith Ford - 102 rushing & Christian Kirk - 110 receiving)
Had one 100-yard rusher and one 100-yard receiver:	at Auburn, 2020 (Tank Bigsby - 146 rushing & Anthony Schwartz - 10 receiving)
Had one 100-yard rusher and two 100-yard receivers:	Alabama, 2018 (Damien Harris - 111 rushing, Jerry Jeudy - 135 receiving & Irv Smith Jr. - 123 receiving)

## LAST TIME AN INDIVIDUAL OPPONENT . . .

### INDIVIDUAL RUSHING

Rushed 40+ times: . . . . . Travis Stephens (41), Tennessee (2001)  
 Rushed 35+ times: . . . . . Ish Witter (39), Missouri (2017)  
 Rushed 30+ times: . . . . . Eric Gray (31), Tennessee (2020)  
 Rushed for 200+ yards: . . . . . Kylin Hill (234), Mississippi State (2019)  
 Rushed for 175+ yards: . . . . . Clyde Edwards-Helaire (188), at LSU (2019)  
 Rushed for 150+ yards: . . . . . Clyde Edwards-Helaire (188), at LSU (2019)  
 Rushed for 125+ yards: . . . . . Tank Bigsby (146), at Auburn (2020)  
 Rushed for 100+ yards: . . . . . Eric Gray (123), vs. Tennessee (2020)  
 Rushed for 4+ touchdowns: . . . . . Nick Fitzgerald (4), Mississippi State (2016)  
 Rushed for 3+ touchdowns: . . . . . Clyde Edwards-Helaire (3), at LSU (2019)  
 Had a run of 80+ yards: . . . . . Clyde Edwards-Helaire (89), at LSU (2019)  
 Had a run of 70+ yards: . . . . . Clyde Edwards-Helaire (89), at LSU (2019)  
 Had a run of 60+ yards: . . . . . Clyde Edwards-Helaire (89), at LSU (2019)  
 Had a run of 50+ yards: . . . . . Clyde Edwards-Helaire (89), at LSU (2019)

### INDIVIDUAL PASSING

Passed for 500+ yards: . . . . . Dak Prescott (508), Mississippi State (2015)  
 Passed for 450+ yards: . . . . . Dak Prescott (508), Mississippi State (2015)  
 Passed for 400+ yards: . . . . . Josh Love (402), San Jose State (2019)  
 Passed for 300+ yards: . . . . . K.J. Costello (313), at Mississippi State (2020)  
 Attempted 60+ passes: . . . . . Kolton Browning (67), Louisiana-Monroe (2012)  
 Attempted 50+ passes: . . . . . K.J. Costello (59), at Mississippi State (2020)  
 Attempted 40+ passes: . . . . . K.J. Costello (59), at Mississippi State (2020)  
 Completed 40+ passes: . . . . . K.J. Costello (59), at Mississippi State (2020)  
 Completed 30+ passes: . . . . . K.J. Costello (59), at Mississippi State (2020)  
 Completed 20+ passes: . . . . . Kellen Mond (21), at Texas A&M (2020)  
 Threw 5+ touchdown passes: . . . . . Drew Lock (5), Missouri (2017)  
 Threw 4+ touchdown passes: . . . . . Nick Fitzgerald (4), at Mississippi State (2018)  
 Threw 3+ touchdown passes: . . . . . Kellen Mond (3), at Texas A&M (2020)  
 Completed a pass for 90+ yards: . . . . . Trevor Knight (92), Texas A&M (2016)  
 Completed a pass for 80+ yards: . . . . . Kellen Mond (81), Texas A&M (2017)  
 Completed a pass for 70+ yards: . . . . . Patrick O'Brien (75), Colorado State (2019)  
 Completed a pass for 60+ yards: . . . . . Ty Storey (69), Western Kentucky (2019)

### INDIVIDUAL RECEIVING

Caught 15+ passes: . . . . . Willie Goshu (17), Auburn (1995)  
 Caught 10+ passes: . . . . . Elijah Moore (11), vs. Ole Miss (2020)  
 Caught 7+ passes: . . . . . Elijah Moore (11), vs. Ole Miss (2020)  
 Had 200+ yards receiving: . . . . . Jamayel Smith (208), Mississippi State (2007)  
 Had 150+ yards receiving: . . . . . Tre Walker (161), San Jose State (2019)  
 Had 100+ yards receiving: . . . . . Elijah Moore (113), vs. Ole Miss (2020)  
 Caught 3+ TD passes: . . . . . A. Hollins (3), Eastern Illinois (2018)  
 Caught 2+ TD passes: . . . . . J. Wydermyer (2), at Texas A&M (2020)

### INDIVIDUAL TOTAL OFFENSE

Had 400+ yards total offense: . . . . . Jordan Ta'amu (528; Pass - 387, Rush - 141), Ole Miss (2018)  
 Had 300+ yards total offense: . . . . . Joe Burrow (351; Pass - 327, Rush - 24), at LSU (2019)  
 Had 100 yards both passing and rushing: . . . . . Jordan Ta'amu (528; Pass - 387, Rush - 141), Ole Miss (2018)

### INDIVIDUAL SCORING

Accounted for 6+ touchdowns: . . . . . Nick Fitzgerald (Mississippi State), 2016 (6)  
 Accounted for 5+ touchdowns: . . . . . Nick Fitzgerald (Mississippi State), 2018 (5)  
 Accounted for 4+ touchdowns: . . . . . Bo Nix (Auburn), 2018 (3 pass, 1 rush)  
 Scored 4+ touchdowns: . . . . . Peyton Barber (Auburn), 2015 (4)  
 Scored 3+ touchdowns: . . . . . Kylin Hill (Mississippi State), 2019 (3)

### INDIVIDUAL DEFENSE

Intercepted 3+ passes: . . . . . Minkah Fitzpatrick (3), Alabama (2016)  
 Intercepted 2+ passes: . . . . . Richard LeCounte (2), Georgia (2020)  
 Recorded 3+ sacks: . . . . . JaCoby Stevens (3.0), at LSU (2019)  
 Recorded 2+ sacks: . . . . . Kivon Bennett (2.0), Tennessee (2020)

### SPECIAL TEAMS

Kicked 5+ field goals: . . . . . Dan Nystrom (5-5), Minnesota (2002)  
 Kicked four field goals: . . . . . Wyatt Bryan (4-4), at Colorado State (2018)  
 Returned a punt for a TD: . . . . . Keegan Brewer, North Texas (2018)  
 Returned a kick for a TD: . . . . . Jashaun Corbin, vs. Texas A&M (2018)



# GAME 7: FLORIDA

## ARKANSAS BIG PLAYS FROM SCRIMMAGE

Opponent	Rushing					Passing			
	10-19	20-29	30-39	40-49	50+	20-29	30-39	40-49	50+
Georgia	3	0	0	0	0	3	0	1	0
at Miss. State	2	0	0	0	0	1	0	0	1
at Auburn	3	0	0	0	0	1	2	1	0
Ole Miss	6	0	0	0	0	0	0	0	1
at Texas A&M	4	2	0	0	0	2	1	0	0
Tennessee	2	4	0	0	0	1	0	0	2
at Florida									
LSU									
at Missouri									
Alabama									
<b>Totals</b>	<b>50</b>	<b>6</b>	<b>0</b>	<b>0</b>	<b>0</b>	<b>8</b>	<b>3</b>	<b>2</b>	<b>4</b>

## OPPONENT BIG PLAYS FROM SCRIMMAGE

Opponent	Rushing					Passing			
	10-19	20-29	30-39	40-49	50+	20-29	30-39	40-49	50+
Georgia	3	1	0	0	0	2	0	0	0
at Miss. State	1	0	0	0	0	0	1	0	0
at Auburn	10	1	0	1	0	1	2	0	0
Ole Miss	6	0	0	1	0	2	1	0	0
at Texas A&M	5	1	0	0	0	2	2	0	0
Tennessee	1	1	0	0	0	1	0	0	0
at Florida									
LSU									
at Missouri									
Alabama									
<b>Totals</b>	<b>26</b>	<b>4</b>	<b>0</b>	<b>2</b>	<b>0</b>	<b>8</b>	<b>6</b>	<b>0</b>	<b>0</b>

## FIRST DOWN GAME LOG

Arkansas					Opponents				
Opponent	Rush	Pass	Penalty	Total	Opponent	Rush	Pass	Penalty	Total
Georgia	4	8	3	15	Georgia	8	10	1	19
at Miss. State	6	10	1	17	at Miss. State	5	19	0	24
at Auburn	5	15	2	22	at Auburn	14	10	0	24
Ole Miss	10	13	1	24	Ole Miss	13	10	0	23
at Texas A&M	12	13	4	29	at Texas A&M	9	12	4	25
Tennessee	13	7	1	21	Tennessee	11	6	2	19
at Florida					at Florida				
LSU					LSU				
at Missouri					at Missouri				
Alabama					Alabama				
<b>TOTAL</b>	<b>50</b>	<b>66</b>	<b>12</b>	<b>128</b>	<b>TOTAL</b>	<b>60</b>	<b>67</b>	<b>7</b>	<b>134</b>

## TURNOVER CHART

Takeaways					Giveaways				
Opponent	Fumbles	Interceptions	Total	Pts Off	Fumbles	Interceptions	Total	Points Off	Margin
Georgia	1	1	2	3	0	3	3	14	-1
at Miss. State	1	3	4	7	2	0	2	0	+2
at Auburn	0	0	0	0	0	0	0	0	0
Ole Miss	1	6	7	24	1	1	2	0	+5
at Texas A&M	0	0	0	0	0	0	0	0	0
Tennessee	0	2	2	0	0	0	0	0	+2
at Florida									
LSU									
at Missouri									
Alabama									
<b>TOTAL</b>	<b>3</b>	<b>12</b>	<b>15</b>	<b>34</b>	<b>3</b>	<b>4</b>	<b>7</b>	<b>14</b>	<b>+8</b>

# GAME 7: FLORIDA

## DRIVE SUPERLATIVES

### Longest Drive

By No. of Plays

By No. of Yards

By Time of Possession

### Arkansas

17 (75 yards, 5:14) vs. Tennessee, TD

95 (11 plays, 4:11) vs. Ole Miss, TD

5:30 (13 plays, 85 yards) at Auburn, TD

### Opponents

16 2x last (81 yards, 8:29) vs. Tennessee, TD

81 2x last (16 plays, 8:29) vs. Tennessee, TD

8:29 (16 plays, 81 yards) vs. Tennessee, TD

### Shortest Drive

By No. of Plays

By No. of Yards

By Time of Possession

### Arkansas

13x last (-8 yards, 0:10) vs. Ole Miss, fumble

-13 (6 plays, 2:10) at Mississippi St., punt

0:01 (1 play, -4 yards) at Mississippi St., end of half

### Opponents

17x last (-2 yards, 0:42) vs. Tennessee, end of half

-7 2x last (4 plays, 1:39) vs. Ole Miss, INT

0:06 (1 play, -1 yards) at Texas A&M, end of half

### Scoring Drive Breakdown

Yardage	ARKANSAS		OPPONENT	
	TD	FG	TD	FG
No drive	2	-	2	-
Neg. Yards	-	-	-	-
0-9	-	-	-	-
10-19	-	-	-	-
20-29	-	-	1	2
30-39	-	-	-	-
40-49	-	3	-	3
50-59	-	2	3	2
60-69	4	-	4	-
70-79	7	1	6	-
80-89	3	-	3	-
90-99	2	-	-	-
<b>TOTALS</b>	<b>19</b>	<b>6</b>	<b>19</b>	<b>7</b>

### Game-Opening Drives

OPP	ARKANSAS			OPPONENTS		
	PTS	ISTS	YDS	PTS	ISTS	YDS
Georgia	0	0	6	0	1	34
at Miss. State	0	0	9	0	3	39
at Auburn	0	0	6	0	1	15
Ole Miss	0	0	7	0	4	55
at Texas A&M	7	5	87	0	1	19
Tennessee	0	2	24	3	4	42
at Florida						
LSU						
at Missouri						
Alabama						
<b>TOTALS</b>	<b>7</b>	<b>7</b>	<b>139</b>	<b>3</b>	<b>14</b>	<b>204</b>

### Second Half-Opening Drives

OPP	ARKANSAS			OPPONENTS		
	PTS	ISTS	YDS	PTS	ISTS	YDS
Georgia	3	3	43	0	1	38
at Miss. State	7	5	75	7	6	76
at Auburn	6	6	85	0	3	30
Ole Miss	0	1	11	0	4	74
at Texas A&M	3	4	58	7	4	75
Tennessee	7	5	75	0	0	5
at Florida						
LSU						
at Missouri						
Alabama						
<b>TOTALS</b>	<b>26</b>	<b>24</b>	<b>347</b>	<b>14</b>	<b>18</b>	<b>298</b>

### Three & Out Drives

	ARKANSAS	OPPONENT
	THREE-&-OUTS/DRIVES	THREE-&-OUTS/DRIVES
Georgia	8/16 (50.0%)	1/16 (6.3%)
at Mississippi State	4/13 (30.8%)	3/13 (23.1%)
at Auburn	4/13 (30.8%)	1/11 (9.1%)
Ole Miss	3/14 (21.4%)	2/16 (12.5%)
at Texas A&M	1/11 (9.1%)	2/12 (16.7%)
Tennessee	1/11 (9.1%)	5/12 (41.7%)
at Florida		
LSU		
at Missouri		
Alabama		
<b>TOTALS</b>	<b>21/78 (26.9%)</b>	<b>14/80 (17.5%)</b>

# GAME 7: FLORIDA

## ARKANSAS DRIVE CHARTS

Georgia					
Qtr.	Time	Start	Pl-Yds	TOP	Result
1st	15:00	AR25	3-6	0:55	punt
1st	11:05	AR09	7-91	2:17	*TOUCHDOWN
1st	07:41	AR10	3-5	0:36	punt
1st	05:14	AR07	3-29	0:41	interception
1st	03:14	AR05	3-2	0:50	punt
1st	00:49	AR01	4-(-1)	1:19	*SAFETY
2nd	11:47	AR20	3-5	1:40	punt
2nd	06:11	AR24	3-6	1:01	punt
2nd	03:37	AR21	6-37	2:37	punt
3rd	12:38	AR49	11-43	4:15	*FIELD GOAL
3rd	06:00	AR16	3-(-1)	1:29	punt
3rd	03:20	AR25	2-2	0:27	interception
3rd	02:53	AR25	3-25	1:00	interception
4th	11:15	AR25	3-6	2:26	punt
4th	05:24	AR11	3-6	1:25	punt
4th	01:23	AR25	8-34	1:16	downs

### at Mississippi State

Qtr.	Time	Start	Pl-Yds	TOP	Result
1st	03:59	AR25	3-9	1:01	punt
1st	00:02	AR06	13-91	4:37	fumble
2nd	08:00	AR31	8-69	2:33	*TOUCHDOWN
2nd	04:46	AR48	4-11	1:55	punt
2nd	01:18	AR36	4-3	0:39	punt
2nd	00:01	AR27	1-(-4)	0:01	end of half
3rd	15:00	AR25	11-75	3:39	*TOUCHDOWN
3rd	03:50	AR25	4-15	1:47	punt
4th	14:20	AR47	3-(-4)	1:22	punt
4th	11:13	AR32	2-(-11)	0:32	fumble
4th	08:52	AR13	3-0	1:20	punt
4th	04:39	AR09	3-9	2:04	punt
4th	02:35	MS37	6-(-13)	2:10	punt

### at Auburn

Qtr.	Time	Start	Pl-Yds	TOP	Result
1st	15:00	AR25	3-6	1:18	punt
1st	10:56	AR10	5-25	2:24	punt
1st	05:56	AR03	3-1	1:24	punt
1st	04:32	AR35	3-0	1:22	punt
1st	00:36	AR25	5-22	1:25	punt
2nd	09:22	AR35	8-65	2:58	*TOUCHDOWN
2nd	04:15	AR25	6-75	2:00	*TOUCHDOWN
2nd	00:38	AR25	3-8	0:38	end of half
3rd	09:44	AR15	13-85	5:30	*TOUCHDOWN
4th	14:51	AR25	10-70	3:14	*FIELD GOAL
4th	10:19	AR30	10-70	4:50	*TOUCHDOWN
4th	02:38	AR20	3-2	0:32	punt
4th	00:07	AR25	1-16	0:07	end of game

### Ole Miss

Qtr.	Time	Start	Pl-Yds	TOP	Result
1st	15:00	AR25	3-7	1:03	punt
1st	09:58	AR05	11-95	4:11	*TOUCHDOWN
1st	02:42	AR02	9-37	4:03	punt
2nd	13:15	MS48	7-42	2:25	*FIELD GOAL
2nd	08:09	AR31	3-7	1:27	punt
2nd	05:02	AR35	12-50	3:21	*FIELD GOAL
2nd	01:02	AR27	6-15	0:52	punt
3rd	10:38	AR01	5-11	1:56	punt
3rd	04:35	AR25	1-(-8)	0:10	fumble
3rd	04:16	AR12	6-38	2:19	interception
3rd	00:40	AR29	3-(-6)	1:00	punt
4th	12:06	AR30	11-70	4:30	*TOUCHDOWN
4th	05:30	AR31	4-17	1:44	punt
4th	01:28	MS30	2-24	1:28	end of game

## OPPONENT DRIVE CHARTS

Georgia					
Qtr.	Time	Start	Pl-Yds	TOP	Result
1st	14:05	GA34	6-19	3:00	punt
1st	08:48	GA25	3-9	1:07	punt
1st	07:05	GA50	4-(-7)	1:51	punt
1st	04:33	AR15	3-3	1:19	interception
1st	02:24	GA44	4-9	1:35	punt
2nd	14:30	AR45	7-3	2:43	punt
2nd	10:07	GA39	10-37	3:56	downs
2nd	05:10	GA20	5-5	1:33	punt
2nd	01:00	GA20	8-59	1:00	*FIELD GOAL
3rd	15:00	GA25	6-33	2:22	fumble
3rd	08:23	GA43	6-57	2:23	*TOUCHDOWN
3rd	04:31	AR24	4-24	1:11	*TOUCHDOWN
3rd	01:53	GA19	13-81	5:38	*TOUCHDOWN
4th	08:49	GA25	5-1	3:25	punt
4th	03:59	AR43	6-22	2:36	*FIELD GOAL
4th	00:07	GA41	1-(-2)	0:07	end of game

### at Mississippi State

Qtr.	Time	Start	Pl-Yds	TOP	Result
1st	15:00	MS27	7-39	3:16	interception
1st	11:44	MS25	15-75	7:45	*TOUCHDOWN
1st	02:58	MS18	6-38	2:56	punt
2nd	10:25	MS03	5-20	2:25	punt
2nd	05:27	MS25	3-(-3)	0:41	punt
2nd	02:51	MS20	6-26	1:33	interception
2nd	00:39	MS18	3-6	0:38	punt
3rd	11:11	MS24	14-76	7:21	*TOUCHDOWN
3rd	02:03	MS23	6-45	2:43	interception
4th	12:58	MS09	3-8	1:45	punt
4th	10:41	AR21	4-8	1:49	downs
4th	07:32	AR30	7-21	2:53	downs
4th	00:25	MS12	5-31	0:25	end of game

### at Auburn

Qtr.	Time	Start	Pl-Yds	TOP	Result
1st	13:42	AU28	5-15	2:46	punt
1st	08:32	AU17	7-39	2:36	punt
1st	03:10	AU23	5-47	2:34	*FIELD GOAL
2nd	14:11	AU20	10-80	4:49	*TOUCHDOWN
2nd	06:16	AU33	4-22	2:01	punt
2nd	02:15	AU35	6-57	1:37	*FIELD GOAL
3rd	14:53	AU24	11-30	5:09	punt
3rd	04:03	AU36	9-64	4:12	*TOUCHDOWN
4th	11:32	AU14	3-8	1:13	punt
4th	05:29	AU35	7-48	2:51	missed fg
4th	02:06	AR45	7-23	1:59	*FIELD GOAL

### Ole Miss

Qtr.	Time	Start	Pl-Yds	TOP	Result
1st	13:57	MS40	13-55	3:59	fumble
1st	05:47	MS35	7-29	3:05	punt
2nd	13:39	MS12	2-8	0:24	interception
2nd	10:50	MS25	1-0	0:10	interception
2nd	10:40	MS25	7-44	2:31	downs
2nd	06:42	MS20	3-5	1:40	punt
2nd	01:41	MS25	3-0	0:39	punt
2nd	00:10	MS20	1-4	0:10	end of half
3rd	15:00	MS25	16-74	4:22	downs
3rd	08:42	MS44	10-56	4:07	*TOUCHDOWN
3rd	04:25	AR17	1-0	0:09	interception
3rd	01:57	MS39	6-27	1:17	interception
4th	14:40	MS34	8-66	2:34	*TOUCHDOWN
4th	07:36	MS27	7-73	2:06	*TOUCHDOWN
4th	03:46	MS16	2-(-2)	0:39	interception
4th	03:07	MS31	4-(-7)	1:39	interception



# GAME 7: FLORIDA

## ARKANSAS DRIVE CHARTS

### at Texas A&M

Qtr.	Time	Start	Pl-Yds	TOP	Result
1st	12:58	AR13	12-87	4:49	*TOUCHDOWN
1st	03:57	AR25	3-3	1:01	punt
1st	00:34	AR25	9-44	3:16	missed fg
2nd	06:43	AR25	8-75	2:30	*TOUCHDOWN
2nd	01:13	AR25	5-43	1:07	missed fg
3rd	15:00	AR25	11-58	4:38	*FIELD GOAL
3rd	05:22	AR25	5-15	1:50	punt
3rd	00:56	AR25	8-75	2:47	*TOUCHDOWN
4th	09:39	AR24	4-15	1:21	punt
4th	06:39	AR45	6-27	2:13	downs
4th	02:05	AR31	6-69	1:29	*TOUCHDOWN

### Tennessee

Qtr.	Time	Start	Pl-Yds	TOP	Result
1st	09:25	AR25	6-31	2:21	punt
2nd	13:35	AR25	16-71	4:44	missed fg
2nd	07:34	AR20	4-29	1:44	punt
2nd	01:57	AR26	4-22	1:15	punt
3rd	15:00	AR25	17-75	5:14	*TOUCHDOWN
3rd	07:35	AR33	3-67	1:00	*TOUCHDOWN
3rd	04:42	AR19	2-81	0:29	*TOUCHDOWN
3rd	03:11	AR20	7-49	3:04	*FIELD GOAL
4th	13:13	AR27	5-(-4)	2:24	punt
4th	09:20	AR20	3-(-10)	2:13	punt
4th	04:32	AR23	5-17	2:33	punt

## OPPONENT DRIVE CHARTS

### at Texas A&M

Qtr.	Time	Start	Pl-Yds	TOP	Result
1st	15:00	TAMU25	4-19	2:02	punt
1st	08:09	TAMU25	8-75	4:12	*TOUCHDOWN
1st	02:56	TAMU42	4-58	2:22	*TOUCHDOWN
2nd	12:18	TAMU31	11-69	5:35	*TOUCHDOWN
2nd	04:13	TAMU26	7-74	3:00	*TOUCHDOWN
2nd	00:06	TAMU32	1-(-1)	0:06	end of half
3rd	10:22	TAMU25	9-75	5:00	*TOUCHDOWN
3rd	03:32	TAMU32	6-68	2:36	*TOUCHDOWN
4th	13:09	TAMU25	5-11	3:30	punt
4th	08:18	TAMU12	3-3	1:39	punt
4th	04:26	TAMU28	3-(-2)	2:21	punt
4th	00:36	AR46	1-(-1)	0:36	end of game

### Tennessee

Qtr.	Time	Start	Pl-Yds	TOP	Result
1st	15:00	UT25	12-42	5:35	*FIELD GOAL
1st	07:04	UT19	16-81	8:29	*TOUCHDOWN
2nd	08:51	UT20	3-7	1:17	punt
2nd	05:50	UT20	8-49	3:53	*FIELD GOAL
2nd	00:42	UT22	1-(-2)	0:42	end of half
3rd	09:46	UT25	3-5	2:11	punt
3rd	06:35	UT25	3-6	1:53	punt
3rd	04:13	UT25	3-1	1:02	punt
3rd	00:07	UT25	4-12	1:54	punt
4th	10:49	UT39	3-1	1:29	punt
4th	07:07	AR48	7-23	2:35	interception
4th	01:59	UT18	10-72	1:59	interception






**SAM CARTER**  
CORNERBACKS



**BRAD DAVIS**  
OFFENSIVE LINE



**DERRICK LEBLANC**  
DEFENSIVE LINE



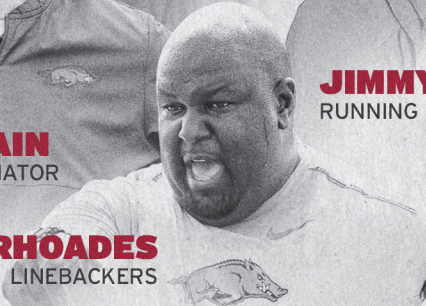
**JIMMY SMITH**  
RUNNING BACKS



**JON COOPER**  
TIGHT ENDS



**SCOTT FOUNTAIN**  
SPECIAL TEAMS COORDINATOR



**RION RHODES**  
LINEBACKERS



**JUSTIN STEPP**  
WIDE RECEIVERS



**BARRY ODOM**  
DEFENSIVE COORDINATOR/S



**SAM PITTMAN**  
HEAD COACH



**KENDAL BRILES**  
OFFENSIVE COORDINATOR/QB





# GAME 7: FLORIDA

## ALPHABETICAL ROSTER

No.	Name	Pos.
30	Reid Bauer	P
46	Nathan Bax	TE
24	LaDarius Bishop	DB
15	Simeon Blair	DB
43	Brooks Both	LB
5	Rakeem Boyd	RB
44	Andy Boykin	DL
15	Braden Bratcher	QB
9	Greg Brooks Jr.	DB
34	Martaveous Brown	DB
21	Montaric Brown	DB
26	Donte Buckner	RB
16	Treyton Burks	WR
33	Kelin Burrle	LB
23	Devin Bush	CB
90	Vito Calvaruso	K
40	George Caratan	P
91	Taurean Carter	DL
1	Jalen Catalon	DB
6	Kendall Catalon	WR
4	Malik Chavis	DB
53	Eli Chism	LS
17	Hudson Clark	DB
66	Thy Clary	OL
57	Shane Clinin	OL
13	Julius Coates	DL
85	Harper Cole	WR
86	Kevin Compton	WR
38	Jon Conley	DB
11	Jaquayln Crawford	WR
76	Myron Cunningham	OL
75	Ray Curry Jr.	OL
20	Jordan Curtis	DB
30	Levi Draper	LB
32	Deon Edwards	LB
7	Joe Foucha	DB
39	H.T. Fountain	LS
13	Feleipe Franks	QB
48	Nicholas Fulwider	DL
33	Karch Gardiner	WR
73	Noah Gatlin	OL
5	Dorian Gerald	DL
50	Eric Gregory	DL
92	Elias Hale	DL
41	T.J. Hammonds	WR
95	Morgan Hanna	DL
83	Marcus Henderson	TE/OL
27	Hayden Henry	LB
82	Hudson Henry	TE
2	Malik Hornsby	QB
59	Griffin Hunt	OL
4	Koilan Jackson	WR
99	Enoch Jackson Jr.	DL
0	Jerry Jacobs	DB
1	KJ Jefferson	QB
47	Cedric Johnson	LB
20	Dominique Johnson	RB
0	Khari Johnson	DB
9	John Stephen Jones	QB
70	Luke Jones	OL
97	Xavier Kelly	DL
87	Blake Kern	TE
7	Trey Knox	WR
62	Brady Latham	OL
55	Beaux Limmer	OL
18	Jack Lindsey	QB
43	Sam Loy	P
42	Jonathan Marshall	DL
18	Myles Mason	DB
4	Jarques McClellion	DB
90	Marcus Miller	DL
31	Grant Morgan	LB
19	Tyson Morris	WR
4	Shamar Nash	WR

## NUMERICAL ROSTER

No.	Name	Pos.	Ht.	Wt.	Cl.	Exp.	Hometown (Previous School)
0	Jerry Jacobs	DB	5-11	203	R-Sr.	TR	Atlanta, Ga. (South Cobb HS/Arkansas St.)
0	Khari Johnson	DB	6-0	189	Fr.	HS	Boston, Mass. (Suffield Academy)
1	Jalen Catalon	DB	5-10	189	R-Fr.	RS	Mansfield, Texas (Mansfield Legacy HS)
1	KJ Jefferson	QB	6-3	236	R-Fr.	RS	Sardis, Miss. (North Panola HS)
2	Malik Hornsby	QB	6-2	183	Fr.	HS	Missouri City, Texas (Ft. Bend Marshall HS)
2	Myles Slusher	DB	6-0	186	Fr.	HS	Broken Arrow, Okla. (Broken Arrow HS)
3	Nick Turner	DB	5-11	189	Fr.	HS	New Orleans, La. (Brother Martin HS)
4	Malik Chavis	DB	6-2	194	R-Fr.	RS	Rison, Ark. (Rison HS)
4	Koilan Jackson	WR	6-2	228	R-Jr.	2L	Little Rock, Ark. (Joe T. Robinson HS)
4	Jarques McClellion	DB	6-0	188	R-Jr.	2L	Lake Worth, Fla. (American Heritage School)
4	Shamar Nash	WR	6-3	215	R-Fr.	RS	Memphis, Tenn. (IMG Academy)
5	Rakeem Boyd	RB	6-0	206	Sr.	2L	Stratford, Texas (Independence [Kan.] CC)
5	Dorian Gerald	DL	6-3	288	R-Sr.	1L	Florence, S.C. (College of the Canyons [Calif.]
6	Kendall Catalon	WR	5-9	182	R-Jr.	RS	Mansfield, Texas (Southern)
6	Jacorrei Turner	DB	6-2	193	Fr.	HS	Atlanta, Ga. (Woodward Academy)
7	Joe Foucha	DB	5-11	188	Jr.	2L	New Orleans, La. (McDonogh 35 HS)
7	Trey Knox	WR	6-5	207	So.	1L	Murfreesboro, Tenn. (Blackman HS)
8	Mike Woods	WR	6-1	196	Jr.	2L	Magnolia, Texas (Magnolia HS)
9	Greg Brooks Jr.	DB	5-11	185	So.	1L	Harvey, La. (West Jefferson HS)
9	John Stephen Jones	QB	5-11	202	R-So.	1L	Dallas, Texas (Highland Park HS)
10	Bumper Pool	LB	6-2	229	Jr.	2L	Lucas, Texas (Lovejoy HS)
10	De'Vion Warren	WR	5-10	186	Sr.	3L	Monroe, La. (Ouachita Parish HS)
11	Jaquayln Crawford	WR	5-10	172	R-So.	TR	Rockdale, Texas (Rockdale HS/Oklahoma)
11	Mataio Soli	DL	6-4	235	So.	1L	Douglasville, Ga. (Douglas County HS)
13	Julius Coates	DL	6-6	289	R-Jr.	TR	Rockford, Ill. (Guilford HS/East Miss. CC)
13	Feleipe Franks	QB	6-6	228	R-Sr.	TR	Crawfordville, Fla. (Wakulla HS/Florida)
14	Nathan Parodi	DB	5-9	175	R-So.	1L	Austin, Texas (Lake Travis HS)
14	Cade Pearson	QB	6-3	223	R-So.	TR	Texarkana, Texas (Texas HS/North Texas)
15	Simeon Blair	DB	5-10	204	R-So.	1L	Pine Bluff, Ark. (Pine Bluff HS)
15	Braden Bratcher	QB	5-11	172	Fr.	HS	Little Rock, Ark. (Pulaski Academy)
16	Treyton Burks	WR	6-3	232	So.	1L	Warren, Ark. (Warren HS)
17	Hudson Clark	DB	6-2	176	R-Fr.	RS	Dallas, Texas (Highland Park HS)
17	John David White	WR	5-11	171	R-Fr.	RS	Little Rock, Ark. (Pulaski Academy)
18	Jack Lindsey	QB	6-2	206	R-Sr.	2L	Fayetteville, Ark. (Springdale HS)
18	Myles Mason	DB	6-2	204	Jr.	2L	Trussville, Ala. (Hewitt-Trussville HS)
19	Tyson Morris	WR	6-1	202	R-Sr.	2L	Helena-West Helena, Ark. (Fayetteville HS)
20	Jordon Curtis	DB	6-0	176	R-Jr.	2L	Jenks, Okla. (Jenks HS)
20	Dominique Johnson	RB	6-1	240	Fr.	HS	Crowley, Texas (Crowley HS)
21	Montaric Brown	DB	6-0	190	R-Jr.	2L	Ashdown, Ark. (Ashdown HS)
22	Trelon Smith	RB	5-9	185	R-Jr.	RS	Houston, Texas (Arizona State)
23	Devin Bush	DB	6-0	200	R-Fr.	RS	New Orleans, La. (Edna Karr HS)
23	Josh Oglesby	RB	5-8	174	R-So.	SQ	Katy, Texas (Katy HS)
24	LaDarius Bishop	DB	6-0	192	R-So.	1L	Ashdown, Ark. (Ashdown HS)
25	Zach Zimos	LB	6-4	225	R-Fr.	RS	Sugar Land, Texas (Fort Bend Travis HS)
26	Donte Buckner	RB	5-11	192	Fr.	HS	Pine Bluff, Ark. (White Hall HS)
26	Micahh Smith	DB	6-0	211	R-Sr.	3L	Marshall, Texas (Marshall HS)
27	Hayden Henry	LB	6-2	229	Sr.	3L	Little Rock, Ark. (Pulaski Academy)
28	Andrew Parker	LB	6-2	235	R-So.	1L	New Orleans, La. (Sophie B. Wright HS)
29	Asa Shearin	LB	6-1	221	R-Fr.	RS	Jonesboro, Ark. (Jonesboro HS)
30	Reid Bauer	P	5-11	205	R-So.	RS	Magnolia, Texas (Magnolia HS)
30	Levi Draper	LB	6-1	223	R-Jr.	TR	Collinsville, Okla. (Collinsville HS/Oklahoma)
31	Grant Morgan	LB	5-11	222	R-Sr.	3L	Greenwood, Ark. (Greenwood HS)
32	Deon Edwards	LB	6-1	218	R-Sr.	3L	Clermont, Fla. (Lake Minneola HS)
32	Reid Turner	RB	5-10	181	R-Fr.	RS	Farmington, Ark. (Farmington HS)
33	Kelin Burrle	LB	6-0	212	Fr.	HS	Harvey, La. (Helen Cox HS)
33	Karch Gardiner	WR	5-9	176	R-Fr.	RS	El Paso, Texas (Del Valle HS)
34	Martaveous Brown	DB	6-0	182	Jr.	SQ	Marianna, Ark. (Arkansas Tech)
35	A.J. Reed	K	5-11	186	R-Sr.	TR	Prattville, Ala. (Prattville HS/Duke)
35	Jake Yurachek	LB	6-0	233	R-So.	1L	Friendswood, Texas (Friendswood HS/Colorado)
37	Eric Thomas Jr.	LB	6-3	248	Fr.	HS	Pensacola, Fla. (Booker T. Washington HS)
38	Jon Conley	DB	6-0	169	R-Fr.	SQ	Fayetteville, Ark. (Fayetteville HS)
39	H.T. Fountain	LS	6-0	233	Sr.	TR	Flomaton, Ala. (Lindsey Wilson/Escambia Academy)
40	George Caratan	P	6-2	213	Jr.	TR	Pacific Palisades, Calif. (St. Thomas More HS/Mich.)
41	T.J. Hammonds	WR	5-10	192	R-Sr.	3L	Little Rock, Ark. (Joe T. Robinson HS)
42	Jonathan Marshall	DL	6-3	317	R-Sr.	3L	Shepherd, Texas (Shepherd HS)
43	Brooks Both	LB	6-0	225	Fr.	HS	Harrison, Ark. (Harrison HS)
43	Sam Loy	P	6-1	190	R-Sr.	1L	San Clemente, Calif. (Colorado)
44	Andy Boykin	DL	6-4	314	Fr.	HS	Lagrange, Ga. (Troup County HS)
44	Cameron Vail	DB	6-1	197	R-So.	SQ	Bryant, Ark. (Bryant HS)
45	Jackson Woodard	LB	6-3	227	Fr.	HS	Little Rock, Ark. (LR Christian Academy)
46	Nathan Bax	TE	6-4	238	R-Fr.	TR	Jefferson City, Mo. (Helias Catholic HS/III. St.)
47	Cedric Johnson	LB	6-0	200	R-So.	RS	Dallas, Texas (University of Mary)
48	Nicholas Fulwider	DL	6-7	301	R-So.	SQ	Tyrone, Ga. (Sandy Creek HS)
48	Jordan Silver	LS	6-1	228	R-Jr.	2L	Branson, Mo. (Branson HS)



# GAME 7: FLORIDA

## NUMERICAL ROSTER

No.	Name	Pos.	Ht.	Wt.	Cl.	Exp.	Hometown (Previous School)
49	McKinley Williams	LB	6-1	210	R-So.	1L	Sheridan, Ark. (Sheridan HS)
50	Eric Gregory	DL	6-4	283	R-Fr.	RS	Memphis, Tenn. (IMG Academy)
50	Chibueze Nwanna	OL	6-7	338	R-Sr.	SO	Hyattsville, Md. (Lackawanna CC)
51	Ricky Stromberg	OL	6-4	311	So.	1L	Tulsa, Okla. (Union HS)
52	J.T. Towers	LB	6-4	205	Fr.	HS	Little Rock, Ark. (Joe T. Robinson HS)
53	John Oehrlein	LS	6-1	228	R-Fr.	RS	Austin, Texas (Westlake HS)
53	Eli Chism	LS	6-2	224	Fr.	HS	Shreveport, La. (Calvary Baptist Academy)
54	Austin Nix	OL	6-2	312	R-So.	1L	Texarkana, Ark. (Arkansas HS)
55	Beaux Limmer	OL	6-5	293	R-Fr.	RS	Tyler, Texas (Tyler Lee HS)
56	Zach Williams	DL	6-4	246	So.	1L	Little Rock, Ark. (Joe T. Robinson HS)
57	Shane Clinen	OL	6-6	316	R-Jr.	2L	Festus, Mo. (Jefferson HS)
58	Jashaud Stewart	DL	6-2	223	Fr.	HS	Jonesboro, Ark. (Jonesboro HS)
59	Griffin Hunt	OL	6-4	238	R-So.	SO	Lucas, Texas (Lovejoy HS)
62	Brady Latham	OL	6-5	296	R-Fr.	RS	Jenks, Okla. (Jenks HS)
66	Ty Clary	OL	6-4	298	Sr.	3L	Fayetteville, Ark. (Fayetteville HS)
67	Payton Simpson	OL	6-4	360	Fr.	HS	Bentonville, Ark. (Bentonville HS)
70	Luke Jones	OL	6-5	294	R-So.	TR	Little Rock, Ark. (Pulaski Academy/Notre Dame)
71	Ryan Winkel	OL	6-6	307	R-So.	1L	Memphis, Tenn. (Christian Brothers HS)
72	Drew Vest	OL	6-6	299	R-Fr.	RS	Searcy, Ark. (Searcy HS)
73	Noah Gatlin	OL	6-7	307	R-So.	SO	Jonesboro, Ark. (Jonesboro HS)
74	Jalen St. John	OL	6-5	359	Fr.	HS	St. Louis, Mo. (Trinity Catholic HS)
75	Ray Curry Jr.	OL	6-5	320	Fr.	HS	Memphis, Tenn. (White Station HS)
76	Myron Cunningham	OL	6-6	325	R-Sr.	1L	Warren, Ohio (Iowa Central CC)
78	Dalton Wagner	OL	6-9	319	R-Jr.	2L	Spring Grove, Ill. (Richmond Burton HS)
79	Dylan Rathcke	OL	6-5	290	R-Fr.	RS	Baton Rouge, La. (University Lab HS)
80	Matthew Phillips	K/P	5-10	175	R-So.	RS	Brentwood, Tenn. (Brentwood HS)
80	Collin Sutherland	TE	6-5	251	Fr.	HS	Flower Mound, Texas (Marcus HS)
81	Darin Turner	WR	6-3	208	Fr.	HS	Memphis, Tenn. (Central HS)
82	Hudson Henry	TE	6-5	249	R-Fr.	RS	Little Rock, Ark. (Pulaski Academy)
83	Marcus Henderson	TE/OL	6-5	284	Fr.	HS	Memphis, Tenn. (Memphis University School)
85	Harper Cole	WR	5-9	179	Fr.	HS	Aurora, Ill. (Waubonsie Valley HS)
86	Kevin Compton	WR	6-2	176	Fr.	HS	Pine Bluff, Ark. (Watson Chapel HS)
87	Blake Kern	TE	6-4	269	R-Sr.	2L	Lamar, Ark. (Lamar HS)
89	Blayne Toll	TE	6-5	234	Fr.	HS	Hazen, Ark. (Hazen HS)
90	Vito Calvaruso	K	6-2	182	Fr.	HS	Jefferson City, Mo. (Helias Catholic HS)
90	Marcus Miller	DL	6-5	307	R-Fr.	RS	Warren, Ark. (Warren HS)
91	Taurean Carter	DL	6-3	291	R-Fr.	RS	Mansfield, Texas (Mansfield Legacy HS)
92	Elias Hale	DL	6-4	251	R-Sr.	SO	Fayetteville, Ark. (Fayetteville HS)
93	Isaiah Nichols	DL	6-3	281	R-So.	1L	Springdale, Ark. (Springdale HS)
94	David Porter	DL	6-3	226	R-Jr.	1L	Little Rock, Ark. (Joe T. Robinson HS)
95	Morgan Hanna	DL	6-4	221	R-Fr.	RS	Greenwood, Ark. (Greenwood HS)
97	Xavier Kelly	DL	6-5	311	R-Sr.	TR	Wichita, Kan. (East HS/Clemson)
99	Enoch Jackson Jr.	DL	6-0	298	R-Fr.	RS	Mansfield, Texas (Mansfield Legacy HS)

Roster by Class: Senior - 22 | Junior - 18 | Sophomore - 27 | Freshman - 50

## ALPHABETICAL ROSTER

No.	Name	Pos.
93	Isaiah Nichols	DL
54	Austin Nix	OL
50	Chibueze Nwanna	OL
53	John Oehrlein	LS
23	Josh Oglesby	RB
28	Andrew Parker	LB
14	Nathan Parodi	DB
14	Cade Pearson	QB
80	Matthew Phillips	P
10	Bumper Pool	LB
94	David Porter	DL
79	Dylan Rathcke	OL
35	AJ Reed	K
29	Asa Shearin	LB
48	Jordan Silver	LS
67	Payton Simpson	OL
2	Myles Slusher	DB
26	Micahh Smith	DB
22	Trelon Smith	RB
74	Jalen St. John	OL
11	Mataio Soli	DL
58	Jashaud Stewart	DL
51	Ricky Stromberg	OL
80	Collin Sutherland	TE
37	Eric Thomas Jr.	LB
89	Blayne Toll	TE
52	J.T. Towers	LB
81	Darin Turner	WR
6	Jacorrei Turner	LB
3	Nick Turner	DB
32	Reid Turner	RB
44	Cameron Vail	DB
72	Drew Vest	OL
78	Dalton Wagner	OL
10	De'Vion Warren	WR
17	John David White	WR
49	McKinley Williams	LB
56	Zach Williams	DL
71	Ryan Winkel	OL
45	Jackson Woodard	LB
8	Mike Woods	WR
35	Jake Yurachek	LB
25	Zach Zimos	LB

## FOOTBALL STAFF

### Coaching Staff

Sam Pittman   Head Coach	1st Season
Barry Odom   Assoc. Head Coach/DC/Safeties	1st Season
Scott Fountain   Asst. HC/Special Teams Coord.	1st Season
Kendal Briles   Offensive Coordinator/QBs	1st Season
Sam Carter   Cornerbacks	1st Season
Jon Cooper   Tight Ends	1st Season
Brad Davis   Offensive Line	1st Season
Derrick LeBlanc   Defensive Line	1st Season
Rion Rhoades   Linebackers	1st Season
Jimmy Smith   Running Backs	1st Season
Justin Stepp   Wide Receivers	3rd Season

### Graduate Assistants

Kenji Jackson   Defense	1st Season
Kevin Johnson   Offense	1st Season
KreSean Reed   Defense	1st Season
Ryan Yurachek   Offense	1st Season
Cass McCord   Video	2nd Season
Austin Van Poucke   Operations	2nd Season

### Quality Control

Michael Anthony   Offense	1st Season
Mark Cala   Offense	1st Season
Joseph Henry   Offense	1st Season
Mike Krysl   Special Teams	1st Season
Michael Scherer   Offense	1st Season
Jake Trump   Defense	1st Season

### Support Staff

Patrick Doherty   Football Operations	1st Season
Amanda Gilpin   Asst. Football Operations	1st Season
Jamil Walker   Strength & Conditioning	1st Season
Ed Ellis   Assoc. Strength & Conditioning	1st Season
Dave Polanski   Athletic Training	3rd Season
Bobby Allen   HS/NFL Relations	8th Season
Dustin Shippey   Video	1st Season
Jake Rosch   Equipment	7th Season

## PRONUNCIATIONS

Kelin Burrie	KEY-lin burl
Taurean Carter	Tore-ee-an
Jaquayln Crawford	ja-kway-lin
Levi Draper	dray-per
Joe Foucha	foo-SHAY
Malik Hornsby	ma-leek
Koilan Jackson	Coy-Lynn
Enoch Jackson Jr.	Ee-knock
Enoch Jackson Jr.	Ee-knock
Khari Johnson	ka-REE
Xavier Kelly	X-zavier
Jarques McClellion	JAR-kwezz
Chibueze Nwanna	cha-BOY-zee nah-WAH-na
Nathan Parodi	pa-roe-DEE
Dylan Rathcke	Wrath-key
Rion Rhoades	Ryan
Mataio Soli	mah-TYE-oh
Jashaud Stewart	ja-shawd
Zach Zimos	ZIE-mus

# GAME 7: FLORIDA



## JERRY JACOBS

0

Defensive Back | 5-11 | 203 | R-Senior  
Atlanta, Ga. | Arkansas State



### QUICK HITS

- Opted out of 2020 season prior to Texas A&M game.
- Finished tied for second in the Sun Belt for most interceptions (4) in 2018.
- Member of back-to-back bowl teams at Arkansas State.
- Played one year at Hutchinson CC for head coach Rion Rhoades, who is now Arkansas' linebackers coach.

### CAREER STATS

	GP/GS	UA	A	TOT	TFL-YDS	SCK-YDS	FF	FR-YDS	INT-YDS	QBH	BRUP
2018	13/11	24	7	31	3.0-7	0.0-0	0	0-0	4-19	0	8
2019	4/2	16	5	21	1.0-0	0.0-0	0	0-0	0-0	0	2
2020	4/3	17	0	17	1.0-1	0.0-0	0	0-0	0-0	0	0
<b>TOTAL</b>	<b>21/16</b>	<b>57</b>	<b>12</b>	<b>69</b>	<b>4.0-7</b>	<b>0.0-0</b>	<b>0</b>	<b>0-0</b>	<b>4-19</b>	<b>0</b>	<b>10</b>

\* 2018 & 2019 at Arkansas State

### GAME-BY-GAME STATS

	GP/GS	UA	A	TOT	TFL-YDS	SCK-YDS	FF	FR-YDS	INT-YDS	QBH	BRUP
GEORGIA	1/1	7	0	7	0.0-0	0.0-0	0	0-0	0-0	0	0
at Mississippi St.	1/1	4	0	4	0.0-0	0.0-0	0	0-0	0-0	0	0
at Auburn	1/1	2	0	2	0.0-0	0.0-0	0	0-0	0-0	0	0
OLE MISS	1/0	4	0	4	1.0-1	0.0-0	0	0-0	0-0	0	0
at Texas A&M				---	DNP	---					
TENNESSEE											
at Florida											
LSU											
at Missouri											
ALABAMA											
<b>TOTAL</b>	<b>4/3</b>	<b>17</b>	<b>0</b>	<b>17</b>	<b>1.0-1</b>	<b>0.0-0</b>	<b>0</b>	<b>0-0</b>	<b>0-0</b>	<b>0</b>	<b>0</b>

### SEASON HIGHS

Tackles	7 vs. #4 Georgia (9/26/20)
Double Figure Tackle Games	
Tackles For Loss	1.0 vs. Ole Miss (10/17/20)
Sacks	
QB Hurries	
Pass Breakups	
Forced Fumbles	
Fumble Recoveries	
Interceptions	

### CAREER HIGHS

Tackles	13 vs. SMU (8/31/19)*
Double Figure Tackle Games	1 vs. SMU (8/31/19)*
Tackles For Loss	1.0 (4x) last vs. Ole Miss (10/17/20)
Sacks	None
QB Hurries	None
Pass Breakups	2 (2x) last vs. South Alabama (11/3/18)*
Forced Fumbles	None
Fumble Recoveries	None
Interceptions	2 vs. UNLV (9/22/18)*

\* at Arkansas State



## JALEN CATALON

1

Defensive Back | 5-10 | 189 | R-Freshman  
Mansfield, Texas | Mansfield Legacy HS

### QUICK HITS

- Picked off his first career pass vs. Ole Miss, returning it for a TD in win.
- Recorded a career-best 14 tackles at Auburn, second-straight, double-digit tackles performance (13 at Mississippi State)
- In his first career start, finished third on the team in tackles (9) and forced a fumble vs. No. 4 Georgia.

### CAREER STATS

	GP/GS	UA	A	TOT	TFL-YDS	SCK-YDS	FF	FR-YDS	INT-YDS	QBH	BRUP
2019	4/0	3	3	6	0.0-0	0.0-0	1	0-0	0-0	0	1
2020	6/6	36	22	58	0.5-1	0.0-0	2	1-0	2-35	0	2
<b>TOTAL</b>	<b>10/6</b>	<b>39</b>	<b>25</b>	<b>64</b>	<b>0.5-1</b>	<b>0.0-0</b>	<b>3</b>	<b>1-0</b>	<b>2-35</b>	<b>0</b>	<b>3</b>

### GAME-BY-GAME STATS

	GP/GS	UA	A	TOT	TFL-YDS	SCK-YDS	FF	FR-YDS	INT-YDS	QBH	BRUP
GEORGIA	1/1	7	2	9	0.0-0	0.0-0	1	0-0	0-0	0	1
at Mississippi St.	1/1	9	4	13	0.0-0	0.0-0	0	0-0	0-0	0	0
at Auburn	1/1	10	4	14	0.0-0	0.0-0	0	0-0	0-0	0	1
OLE MISS	1/1	3	6	9	0.5-1	0.0-0	0	1-0	1-35	0	0
at Texas A&M	1/1	1	0	1	0.0-0	0.0-0	0	0-0	0-0	0	0
TENNESSEE	1/1	6	6	12	0.0-0	0.0-0	1	0-0	1-0	0	0
at Florida											
LSU											
at Missouri											
ALABAMA											
<b>TOTAL</b>	<b>6/6</b>	<b>36</b>	<b>22</b>	<b>58</b>	<b>0.5-1</b>	<b>0.0-0</b>	<b>2</b>	<b>1-0</b>	<b>2-35</b>	<b>0</b>	<b>2</b>

### SEASON HIGHS

Tackles	14 at #13 Auburn (10/10/20)
Tackles For Loss	0.5 vs. Ole Miss (10/17/20)
Sacks	
QB Hurries	
Pass Breakups	1 (2x) last at #13 Auburn (10/10/20)
Forced Fumbles	1 (2x) last vs. Tennessee (11/7/20)
Fumble Recoveries	1 vs. Ole Miss (10/17/20)
Interceptions	1 (2x) last vs. Tennessee (11/7/20)

### CAREER HIGHS

Tackles	14 at #13 Auburn (10/10/20)
Double Figure Tackle Games	2 last vs. Ole Miss (10/17/20)
Tackles For Loss	0.5 vs. Ole Miss (10/17/20)
Sacks	None
QB Hurries	None
Pass Breakups	1 (3x) last at #13 Auburn (10/10/20)
Forced Fumbles	1 (3x) last vs. Tennessee (11/7/20)
Fumble Recoveries	1 vs. Ole Miss (10/17/20)
Interceptions	1 (2x) last vs. Tennessee (11/7/20)

### IN THE 2020 RANKINGS

Category	Stat	SEC	NCAA
Tackles per game	9.7	T6	T35
Total Tackles	58	T5	T22
Solo Tackles	36	T1	T17
Interception returned for TD	1	T2	T2-

JALEN CATALON EARNED SEC DEFENSIVE AND JIM THORPE AWARD PLAYER OF THE WEEK HONORS FOR HIS PERFORMANCE AGAINST TENNESSEE. THE FRESHMAN MADE 12 TACKLES, FORCED A FUMBLE AND INTERCEPTED HIS SECOND PASS OF THE SEASON TO SEAL THE VICTORY. HE IS THE SCHOOL RECORD FOURTH RAZORBACK TO EARN DEFENSIVE POW HONORS FROM THE LEAGUE THIS YEAR.



# GAME 7: FLORIDA



## KJ JEFFERSON

1

Quarterback | 6-3 | 236 | R-Freshman  
Sardis, Miss. | North Panola HS

### QUICK HITS

- In 2019 appeared against Mississippi State, Western Kentucky and LSU and earned his first career start at No. 1 LSU.
- Led team on four-play, 75-yard touchdown drive against MSU - capped by five-yard TD run.
- Consensus four-star prospect. and rated No. 4 dual-threat QB nationally by 247Sports and No. 12 player in Mississippi by Rivals.
- At North Panola HS totaled 40 wins, 9,582 passing yards, 2,922 rushing yards & 143 total TDs.

### CAREER STATS

	PASSING				RUSHING							
	GP/GS	COMP	ATT	PCT	YDS	TD	INT	LNG	ATT	YDS	AVG	TD
2019	3/1	14	31	45.2	197	0	1	38	30	58	1.9	2
2020	1/0	1	2	50.0	3	0	0	3	4	16	4.0	0
<b>TOTAL</b>	<b>4/1</b>	<b>15</b>	<b>33</b>	<b>45.5</b>	<b>200</b>	<b>0</b>	<b>1</b>	<b>41</b>	<b>34</b>	<b>74</b>	<b>2.2</b>	<b>2</b>

### GAME-BY-GAME STATS

	PASSING				RUSHING							
	GP/GS	COMP	ATT	PCT	YDS	TD	INT	LNG	ATT	YDS	AVG	TD
GEORGIA	1/0	1	2	50.0	3	0	0	3	4	16	4.0	0
at Mississippi St.	1/0	0	0	0.0	0	0	0	0	2	1	0.5	0
at Auburn		---	DNP	---								
OLE MISS		---	DNP	---								
at Texas A&M		---	DNP	---								
TENNESSEE		---	DNP	---								
at Florida												
LSU												
at Missouri												
ALABAMA												
<b>TOTAL</b>	<b>1/0</b>	<b>1</b>	<b>2</b>	<b>50.0</b>	<b>3</b>	<b>0</b>	<b>0</b>	<b>3</b>	<b>6</b>	<b>17</b>	<b>2.8</b>	<b>0</b>

### SEASON HIGHS

Pass Attempts	2 vs. #4 Georgia (9/26/20)
Completions	1 vs. #4 Georgia (9/26/20)
Pass Yards	3 vs. #4 Georgia (9/26/20)
Pass TDs	
Long Pass	3 vs. #4 Georgia (9/26/20)
Completion %	50.0% vs. #4 Georgia (9/26/20)
Rushes	4 vs. #4 Georgia (9/26/20)
Rush Yards	16 vs. #4 Georgia (9/26/20)
Rush TDs	
Long Rush	19 vs. #4 Georgia (9/26/20)

### CAREER HIGHS

Pass Attempts	15 vs. Western Kentucky (11/9/19)
Completions	7 at #1 LSU (11/23/19)
Pass Yards	105 at #1 LSU (11/23/19)
Pass TDs	None
Long Pass	38 at #1 LSU (11/23/19)
Completion %	50.0 (3x) last vs. #4 Georgia (9/26/20)
Rushes	16 vs. Western Kentucky (11/9/19)
Rush Yards	32 vs. Western Kentucky (11/9/19)
Rush TDs	1 (2x) last vs. Western Kentucky (11/9/19)
Long Rush	21 vs. Mississippi State (11/2/19)



## MYLES SLUSHER

2

Defensive Back | 6-0 | 186 | Freshman  
Broken Arrow, Okla. | Broken Arrow HS

### QUICK HITS

- Earned his first career start at No. 16 Mississippi State.
- Recorded a fumble recovery in his first collegiate game against No. 4 Georgia.
- Rated a four-star prospect by Rivals, 247Sports and ESPN.
- Rated No. 5 safety in the country and No. 2 overall in Oklahoma by 247Sports.
- Chose Arkansas over Alabama, LSU, Texas A&M, Notre Dame, Oregon and others.

### CAREER STATS

	GP/GS	UA	A	TOT	TFL-YDS	SCK-YDS	FF	FR-YDS	INT-YDS	QBH	BRUP
2020	3/1	2	4	6	0.0-0	0.0-0	0	1-7	0-0	0	0
<b>TOTAL</b>	<b>3/1</b>	<b>2</b>	<b>4</b>	<b>6</b>	<b>0.0-0</b>	<b>0.0-0</b>	<b>0</b>	<b>1-7</b>	<b>0-0</b>	<b>0</b>	<b>0</b>

### GAME-BY-GAME STATS

	GP/GS	UA	A	TOT	TFL-YDS	SCK-YDS	FF	FR-YDS	INT-YDS	QBH	BRUP
GEORGIA	1/0	0	0	0	0.0-0	0.0-0	0	1-7	0-0	0	0
at Mississippi St.	1/1	1	2	3	0.0-0	0.0-0	0	0-0	0-0	0	0
at Auburn		---	DNP	---							
OLE MISS		---	DNP	---							
at Texas A&M	1/0	1	2	3	0.0-0	0.0-0	0	0-0	0-0	0	0
TENNESSEE		---	DNP	---							
at Florida											
LSU											
at Missouri											
ALABAMA											
<b>TOTAL</b>	<b>3/1</b>	<b>2</b>	<b>4</b>	<b>6</b>	<b>0.0-0</b>	<b>0.0-0</b>	<b>0</b>	<b>1-7</b>	<b>0-0</b>	<b>0</b>	<b>0</b>

### SEASON HIGHS

Tackles	3 (2x) last at #8 Texas A&M (10/31/20)
Tackles For Loss	
Sacks	
QB Hurries	
Pass Breakups	
Forced Fumbles	
Fumble Recoveries	1 vs. #4 Georgia (9/26/20)
Interceptions	

### CAREER HIGHS

Tackles	3 (2x) last at #8 Texas A&M (10/31/20)
Double Figure Tackle Games	1
Tackles For Loss	None
Sacks	None
QB Hurries	None
Pass Breakups	None
Forced Fumbles	None
Fumble Recoveries	1 vs. #4 Georgia (9/26/20)
Interceptions	None





## RAKEEM BOYD

5

Running Back | 6-0 | 206 | Senior  
Houston, Texas | Independence CC (Kansas)

### QUICK HITS

- Recorded his ninth 100-yard game as a Razorback with 100 yards at Texas A&M.
- Missed his first game as a Razorback on Oct. 10, snapping a 22-game streak of starts.
- Brother, Rashad, is a sprinter for the Arkansas track & field team.
- Moved from New Orleans to Houston at age five because of Hurricane Katrina.
- Last season ranked fourth in the SEC and 27th nationally averaging 94.4 rushing ypg and ninth in the SEC averaging 6.2 ypc.
- Had five carries of 50+ yards in 2019, one of only five FBS players to do so (Chuba Hubbard, Okla. St.; JK Dobbins, Ohio St.; Malcolm Perry, Navy; Darrynton Evans, App St.).
- One of only three FBS backs to have three runs of 70+ yards in 2019 (Chuba Hubbard, Okla. St.; CJ Verdell, Oregon).
- Totaled eight 100+ yard rushing games over his career; one of only 16 backs in school history to accomplish the feat.
- First back-to-back yearly leading rusher at Arkansas since Dennis Johnson (2011-12).
- Starred in Season 3 of Netflix's Last Chance U at Independence CC.
- Attended Texas A&M out of high school and redshirted in 2016.

### CAREER STATS

	GP/GS	RUSHING					RECEIVING				
		ATT	YDS	AVG	TD	LNG	REC	YDS	AVG	TD	LNG
2018	12/8	123	734	6.0	2	69	23	165	7.2	0	38
2019	12/12	184	1,133	6.2	8	86	19	160	8.4	0	29
2020	5/5	70	253	3.6	2	16	8	23	3.1	0	9
<b>TOTAL</b>	<b>29/25</b>	<b>377</b>	<b>2,207</b>	<b>5.9</b>	<b>12</b>	<b>86</b>	<b>50</b>	<b>348</b>	<b>6.7</b>	<b>0</b>	<b>38</b>

### GAME-BY-GAME STATS

	GP/GS	RUSHING					RECEIVING				
		ATT	YDS	AVG	TD	LNG	REC	YDS	AVG	TD	LNG
GEORGIA	1/1	11	21	1.9	0	5	4	8	2.0	0	6
at Mississippi St.	1/1	8	28	3.5	0	5	0	0	0.0	0	0
at Auburn		--- DNP ---									
OLE MISS	1/1	14	39	2.8	1	8	2	7	3.5	0	5
at Texas A&M	1/1	18	100	5.6	1	16	1	9	9.0	0	9
TENNESSEE	1/1	19	65	3.4	0	7	1	-1	-1.0	0	-
at Florida											
LSU											
at Missouri											
ALABAMA											
<b>TOTAL</b>	<b>5/5</b>	<b>70</b>	<b>253</b>	<b>3.6</b>	<b>2</b>	<b>16</b>	<b>8</b>	<b>23</b>	<b>2.9</b>	<b>0</b>	<b>9</b>

### SEASON HIGHS

Rushes	18 at #8 Texas A&M (10/31/20)
Rushing Yards	100 at #8 Texas A&M (10/31/20)
Rushing Touchdowns	1 (2x) last at #8 Texas A&M (10/31/20)
Long Rush	16 at #8 Texas A&M (10/31/20)
100-Yard Games	1 - at #8 Texas A&M (10/31/20)
Receptions	4 vs. #4 Georgia (9/26/20)
Receiving Yards	9 at #8 Texas A&M (10/31/20)
Receiving Touchdowns	
Long Reception	9 at #8 Texas A&M (10/31/20)

### CAREER HIGHS

Rushes	22 vs. Tulsa (10/20/18)
Rushing Yards	185 vs. Western Kentucky (11/9/19)
Rushing Touchdowns	2 (3x) last vs. Western Kentucky (11/9/19)
Long Rush	86 vs. Western Kentucky (11/9/19)
100-Yard Games	9 - last at #8 Texas A&M (10/31/20)
Receptions	5 vs. Alabama (10/6/18)
Receiving Yards	55 at #1 Alabama (10/26/19)
Receiving Touchdowns	None
Long Reception	38 vs. Ole Miss (10/13/18)

### BOYD BULLETS

- Boyd was the first Razorback to rush for 1,000 yards in a season since Rawleigh Williams III (1,360) in 2016.
- Boyd rushed for 100+ yards in five games in 2019, posting a season-high 185 yards against Western Kentucky on Nov. 9, his most rushing yards as a Razorback.
- He has eclipsed the 100-yard mark in eight games over three years, making him one of 11 Razorback running backs in school history to do so.
- Boyd's eight 100-yard games are: **2018** - Alabama (102), Ole Miss (109), Vanderbilt (113) // **2019** - Portland State (114), Colorado State (122), Kentucky (134), Mississippi State (114), Western Kentucky (185) // **2020** - Texas A&M (100)
- Last year, his Western Kentucky showing was one for the record books. He carried the ball eight times, scoring twice on 76- and 86-yard plays. It marked five rushing touchdowns in 2019 from 50+ yards.
- Boyd's pair of 76+ yard scores in the same game made him the first Hog since at least 1997 to do so and the first Arkansas RB since Felix Jones (2006) to have two in the same season.

# GAME 7: FLORIDA



## DORIAN GERALD

5

**Defensive Line | 6-3 | 288 | R-Senior**  
Florence, S.C. | College of the Canyons (Calif.)

### QUICK HITS

- Missed three games after leg injury vs. Georgia in Week 1.
- Recorded his first career sack as a Razorback with 1.5 against No. 4 Georgia in Week 1.
- Played in only one game of the 2019 season, Week 1 against Portland State, due to injury.
- Earned first two starts at Arkansas career the final two weeks of 2018 against Mississippi State and Missouri.
- Rated the No. 1 JUCO defensive end and No. 4 player overall by ESPN.
- As a freshman at the College of the Canyons recorded 24.0 TFLs and 12.0 sacks.
- All-time sack leader at West Florence HS.

### CAREER STATS

	GP/GS	UA	A	TOT	TFL-YDS	SCK-YDS	FF	FR-YDS	INT-YDS	QBH	BRUP
2018	8/2	8	13	21	2.5-13	0.0-0	0	0-0	0-0	2	2
2019	1/1	0	1	1	0.0-0	0.0-0	0	0-0	0-0	0	1
2020	3/1	3	2	5	1.5-20	1.5-20	0	0-0	0-0	0	0
<b>TOTAL</b>	<b>12/4</b>	<b>11</b>	<b>16</b>	<b>27</b>	<b>4.0-33</b>	<b>1.5-20</b>	<b>0</b>	<b>0-0</b>	<b>0-0</b>	<b>2</b>	<b>3</b>

### GAME-BY-GAME STATS

	GP/GS	UA	A	TOT	TFL-YDS	SCK-YDS	FF	FR-YDS	INT-YDS	QBH	BRUP
GEORGIA	1/1	2	2	4	1.5-20	1.5-20	0	0-0	0-0	0	0
at Mississippi St.				DNP							
at Auburn				DNP							
OLE MISS				DNP							
at Texas A&M	1/0	1	0	1	0.0-0	0.0-0	0	0-0	0-0	0	0
TENNESSEE	1/0	0	0	0	0.0-0	0.0-0	0	0-0	0-0	0	0
at Florida											
LSU											
at Missouri											
ALABAMA											
<b>TOTAL</b>	<b>3/1</b>	<b>3</b>	<b>2</b>	<b>5</b>	<b>1.5-20</b>	<b>1.5-20</b>	<b>0</b>	<b>0-0</b>	<b>0-0</b>	<b>0</b>	<b>0</b>

### SEASON HIGHS

Tackles	4 vs. #4 Georgia (9/26/20)
Tackles For Loss	1.5 vs. #4 Georgia (9/26/20)
Sacks	1.5 vs. #4 Georgia (9/26/20)
QB Hurries	
Pass Breakups	
Forced Fumbles	
Interceptions	

### CAREER HIGHS

Tackles	9 at Mississippi State (11/17/18)
Tackles For Loss	1.5 (2x) last vs. #4 Georgia (9/26/20)
Sacks	1.5 vs. #4 Georgia (9/26/20)
QB Hurries	1, twice, at Missouri (11/23/18)
Pass Breakups	1 (3x) last vs. Portland St. (8/31/19)
Forced Fumbles	None
Interceptions	None



## JOE FOUCHA

7

**Defensive Back | 5-11 | 188 | Junior**  
New Orleans, La. | McDonogh 35 HS

### QUICK HITS

- Recorded his first double-digit tackle performance of the year in win over Ole Miss with 10 stops.
- Picked off a career-high two passes in upset win at No. 16 Mississippi State to earn SEC co-Defensive Player of the Week.
- House flooded during Hurricane Katrina - moved to Texas, moved back to NOLA later.
- Started all 12 games at free safety in 2019 and had three double-digit tackle performances against #1 Alabama, Kentucky and Missouri, the most of any returner for 2020.

### CAREER STATS

	GP/GS	UA	A	TOT	TFL-YDS	SCK-YDS	FF	FR-YDS	INT-YDS	QBH	BRUP
2018	9/1	6	5	11	0.0-0	0.0-0	0	0-0	0-0	0	0
2019	12/12	44	43	87	1.0-2	0.0-0	0	1-0	1-20	1	4
2020	6/4	8	24	32	1.5-2	1.0-1	0	0-0	2-26	0	1
<b>TOTAL</b>	<b>27/17</b>	<b>58</b>	<b>72</b>	<b>130</b>	<b>2.5-4</b>	<b>1.0-1</b>	<b>0</b>	<b>1-0</b>	<b>3-46</b>	<b>1</b>	<b>5</b>

### GAME-BY-GAME STATS

	GP/GS	UA	A	TOT	TFL-YDS	SCK-YDS	FF	FR-YDS	INT-YDS	QBH	BRUP
GEORGIA	1/0	2	1	3	0.0-0	0.0-0	0	0-0	0-0	0	0
at Mississippi St.	1/0	0	2	2	0.5-1	0.0-0	0	0-0	2-26	0	0
at Auburn	1/1	1	4	5	0.0-0	0.0-0	0	0-0	0-0	0	0
OLE MISS	1/1	2	8	10	0.0-0	0.0-0	0	0-0	0-0	0	0
at Texas A&M	1/1	2	2	4	0.0-0	0.0-0	0	0-0	0-0	0	1
TENNESSEE	1/1	1	7	8	1.0-1	1.0-1	0	0-0	0-0	0	0
at Florida											
LSU											
at Missouri											
ALABAMA											
<b>TOTAL</b>	<b>6/4</b>	<b>8</b>	<b>24</b>	<b>32</b>	<b>1.5-2</b>	<b>1.0-1</b>	<b>0</b>	<b>0-0</b>	<b>2-26</b>	<b>0</b>	<b>1</b>

### SEASON HIGHS

Tackles	10 vs. Ole Miss (10/17/20)
Tackles For Loss	1.0 vs. Tennessee (11/7/20)
Sacks	1.0 vs. Tennessee (11/7/20)
QB Hurries	
Pass Breakups	
Forced Fumbles	
Interceptions	2 at #16 Mississippi State (10/3/20)

### CAREER HIGHS

Tackles	13 at #1 Alabama (10/26/19)
Double-Digit Tackle Games	2 last vs. Ole Miss (10/17/20)
Tackles For Loss	1.0 (2x) last vs. Tennessee (11/7/20)
Sacks	1.0 vs. Tennessee (11/7/20)
QB Hurries	1 vs. San Jose State (9/21/19)
Pass Breakups	2 vs. Portland State (8/31/19)
Forced Fumbles	None
Interceptions	2 at #16 Mississippi State (10/3/20)



JOE FOUCHA'S TWO INTERCEPTIONS IN ARKANSAS' UPSET VICTORY AT NO. 16 MISSISSIPPI STATE EARNED HIM SEC CO-DEFENSIVE PLAYER OF THE WEEK ALONGSIDE TEAMMATE BUMPER POOL. FOUCHA'S TWO INTERCEPTIONS WERE THE MOST BY A HOG SINCE DRE GREENLAW IN 2018.

# GAME 7: FLORIDA



## TREY KNOX

7

Wide Receiver | 6-5 | 207 | Sophomore  
Murfreesboro, Tenn. | Blackman HS

### QUICK HITS

- Finished fourth on the team in 2019 in both catches (28) and yards (385).
- Among SEC freshman, finished third in the league in receiving yards (385), receiving yards per game (35.0) and receptions per game (2.54).
- Part of the top SEC freshman duo with Trey Knox to combine for 860 receiving yards.
- 49-yard catch in 2019 against Ole Miss is the longest by an Arkansas true freshman since Hunter Henry (2013).
- Four-star prospect by Rivals, 247Sports & ESPN - 16th in country & No. 4 in Tenn. by Rivals.
- Loves country music - big Luke Bryan fan.

### CAREER STATS

	GP/GS	RECEIVING				TD	RUSHING				TD	LNG
		REC	YDS	AVG	YDS		ATT	YDS	AVG	YDS		
2019	11/11	28	385	13.8	3	49	0	0	0.0	0	0	0
2020	6/3	4	34	8.5	0	12	0	0	0.0	0	0	0
<b>TOTAL</b>	<b>17/14</b>	<b>32</b>	<b>419</b>	<b>13.4</b>	<b>3</b>	<b>49</b>	<b>0</b>	<b>0</b>	<b>0.0</b>	<b>0</b>	<b>0</b>	<b>0</b>

### GAME-BY-GAME STATS

	GP/GS	RECEIVING				TD	LNG	RUSHING				TD	LNG
		REC	YDS	AVG	YDS			ATT	YDS	AVG	YDS		
GEORGIA	1/1	1	3	3.0	0	3	0	0	0	0.0	0	0	0
at Mississippi St.	1/1	3	31	10.3	0	12	0	0	0	0.0	0	0	0
at Auburn	1/1	0	-1	-	0	-	0	0	0	0.0	0	0	0
OLE MISS	1/0	0	0	0.0	0	0	0	0	0	0.0	0	0	0
at Texas A&M	1/0	0	0	0.0	0	0	0	0	0	0.0	0	0	0
TENNESSEE	1/0	0	0	0.0	0	0	0	0	0	0.0	0	0	0
at Florida													
LSU													
at Missouri													
ALABAMA													
<b>TOTAL</b>	<b>6/3</b>	<b>4</b>	<b>33</b>	<b>8.2</b>	<b>0</b>	<b>12</b>	<b>0</b>	<b>0</b>	<b>0.0</b>	<b>0</b>	<b>0</b>	<b>0</b>	<b>0</b>

### SEASON HIGHS

Receptions ..... 3 at #16 Mississippi State (10/3/20)  
 Receiving Yards ..... 31 at #16 Mississippi State (10/3/20)  
 Receiving Touchdowns .....  
 Long Reception ..... 12 at #16 Mississippi State (10/3/20)

### CAREER HIGHS

Receptions ..... 8 vs. San Jose State (9/21/19)  
 Receiving Yards ..... 90 vs. Colorado St. (9/14/19)  
 Receiving Touchdowns ..... 1 (23) last vs. Missouri (11/29/19)  
 Long Reception ..... 49 at Ole Miss (9/7/19)



## MIKE WOODS

8

Wide Receiver | 6-1 | 196 | Junior  
Magnolia, Texas | Magnolia HS

### QUICK HITS

- Led the team in 2019 in receiving yards (423), receiving TDs (4) and tied for the lead in catches (33).
- Caught a touchdown pass from four different quarterbacks in 2019 against San Jose State, Texas A&M, Mississippi State and LSU.
- Was the first signee for previous head coach Chad Morris, originally committed to Morris and staff at SMU.
- 2018 Fall SEC Academic Honor Roll
- Enjoys hiking Lake Fayetteville & Devil's Den in Northwest Arkansas.

### CAREER STATS

	GP/GS	RUSHING				TD	LNG	RECEIVING				TD	LNG
		ATT	YDS	AVG	YDS			REC	YDS	AVG	YDS		
2018	10/7	0	0	0.0	0	0	0	18	206	11.4	1	29	
2019	12/12	0	0	0.0	0	0	0	33	423	12.8	4	62	
2020	6/6	0	0	0.0	0	0	0	21	284	13.5	2	56	
<b>TOTAL</b>	<b>26/23</b>	<b>0</b>	<b>0</b>	<b>0.0</b>	<b>0</b>	<b>0</b>	<b>0</b>	<b>72</b>	<b>913</b>	<b>12.3</b>	<b>7</b>	<b>62</b>	

### GAME-BY-GAME STATS

	GP/GS	RUSHING				TD	LNG	RECEIVING				TD	LNG
		ATT	YDS	AVG	YDS			REC	YDS	AVG	YDS		
GEORGIA	1/1	0	0	0.0	0	0	0	3	40	13.3	0	15	
at Mississippi St.	1/1	0	0	0.0	0	0	0	3	29	9.7	0	20	
at Auburn	1/1	0	0	0.0	0	0	0	6	81	13.5	1	19	
OLE MISS	1/1	0	0	0.0	0	0	0	2	35	17.5	0	18	
at Texas A&M	1/1	0	0	0.0	0	0	0	4	35	8.8	0	12	
TENNESSEE	1/1	0	0	0	0	0	0	3	64	21.3	1	56	
at Florida													
LSU													
at Missouri													
ALABAMA													
<b>TOTAL</b>	<b>6/6</b>	<b>0</b>	<b>0</b>	<b>0.0</b>	<b>0</b>	<b>0</b>	<b>0</b>	<b>21</b>	<b>284</b>	<b>13.5</b>	<b>2</b>	<b>64</b>	

### SEASON HIGHS

100-Yard Games .....  
 Receptions ..... 6 at #13 Auburn (10/10/20)  
 Receiving Yards ..... 81 at #13 Auburn (10/10/20)  
 Receiving TDs ..... 1 (2x) last vs. Tennessee (11/7/20)  
 Long Reception ..... 56 vs. Tennessee (11/7/20)

### CAREER HIGHS

100-Yard Games ..... 1, last vs. San Jose State (9/21/19)  
 Receptions ..... 6 (3x) last at #13 Auburn (10/10/20)  
 Receiving Yards ..... 115 vs. San Jose State (9/21/19)  
 Receiving TDs ..... 1 (7x) last vs. Tennessee (11/7/20)  
 Long Reception ..... 62 vs. San Jose State (9/21/19)

# GAME 7: FLORIDA



## GREG BROOKS JR.

9

Defensive Back | 5-11 | 185 | Sophomore  
Harvey, La | West Jefferson HS

### QUICK HITS

- Made a career-best seven tackles in win over Ole Miss picking off his second pass of the season.
- His first career pick-six put Arkansas on the board first in upset win at No. 16 Mississippi State.
- In 2019, started all 12 games at nickel back and was the only Razorback freshman to start every game.
- Intercepted first career pass in the 2019 season finale against Missouri.
- Dad, Greg Brooks Sr., played collegiately as a DB at Michigan and Southern Miss before being drafted in the sixth round of the 2004 NFL Draft by Cincinnati.

### CAREER STATS

	GP/GS	UA	A	TOT	TFL-YDS	SCK-YDS	FF	FR-YDS	INT-YDS	QBH	BRUP
2019	12/12	13	12	25	0-0	0-0	0	0-0	1-6	1	3
2020	6/6	15	11	26	2.0-5	0-0	0	0-0	2-79	2	1
<b>TOTAL</b>	<b>22/22</b>	<b>28</b>	<b>23</b>	<b>51</b>	<b>2.0-5</b>	<b>0.0-0</b>	<b>0</b>	<b>0-0</b>	<b>3-85</b>	<b>3</b>	<b>4</b>

### GAME-BY-GAME STATS

	GP/GS	UA	A	TOT	TFL-YDS	SCK-YDS	FF	FR-YDS	INT-YDS	QBH	BRUP
GEORGIA	1/1	1	1	2	0.0-0	0.0-0	0	0-0	0-0	0	1
at Mississippi St.	1/1	3	2	5	0.0-0	0.0-0	0	0-0	1-69	0	0
at Auburn	1/1	4	0	4	0.0-0	0.0-0	0	0-0	0-0	0	0
OLE MISS	1/1	4	3	7	1.5-4	0.0-0	0	0-0	1-10	1	0
at Texas A&M	1/1	2	3	5	0.5-1	0.0-0	0	0-0	0-0	0	0
TENNESSEE	1/1	1	2	3	0.0-0	0.0-0	0	0-0	0-0	0	1
at Florida											
LSU											
at Missouri											
ALABAMA											
<b>TOTAL</b>	<b>6/6</b>	<b>15</b>	<b>11</b>	<b>26</b>	<b>2.0-5</b>	<b>0.0-0</b>	<b>0</b>	<b>0-0</b>	<b>2-79</b>	<b>2</b>	<b>1</b>

### SEASON HIGHS

Tackles	7 vs. Ole Miss (10/17/20)
Tackles For Loss	1.5 vs. Ole Miss (10/17/20)
Sacks	
QB Hurries	1 (2x) last vs. Ole Miss (10/17/20)
Interceptions	1 (2x) last vs. Ole Miss (10/17/20)
Pass Breakups	1 vs. Tennessee (11/7/20)
Forced Fumbles	
Fumble Recoveries	

### CAREER HIGHS

Tackles	7 vs. Ole Miss (10/17/20)
Tackles For Loss	1.5 vs. Ole Miss (10/17/20)
Sacks	None
QB Hurries	1 (3x) last vs. Ole Miss (10/17/20)
Interceptions	1 (3x) last vs. Ole Miss (10/17/20)
Interception Return Yards	69 at #16 Mississippi State (10/3/20)
Pass Breakups	2 at Ole Miss (9/07/19)
Forced Fumbles	None
Fumble Recoveries	None

### IN THE 2020 RANKINGS

Category	Stat	SEC	NCAA
Interceptions	2	T6	T28
Interception returned for TD	1	T2	T2



## BUMPER POOL

10

Linebacker | 6-2 | 229 | Junior  
Lucas, Texas | Lovejoy HS

### QUICK HITS

- 11+ tackles in four of five games played this season.
- His career-high 20 tackles at No. 16 Mississippi State were most by a Razorback since Jerry Franklin at Mississippi State in 2010 and earned him SEC co-Defensive Player of the Week.
- Team's leading returner in tackles and tackles for loss (6.5) for 2020.
- Father, sister, grandfather, two aunts and two cousins are all graduates of Arkansas.
- Sister, Maddie, is the Arkansas Assistant Director of On-Campus Recruiting and brother, Harper, is an equipment manager for the Razorbacks.

### CAREER STATS

	GP/GS	UA	A	TOT	TFL-YDS	SCK-YDS	FF	FR-YDS	INT-YDS	QBH	BRUP
2018	10/4	14	15	29	2.5-4	0.0-0	0	1-60	0-0	1	4
2019	12/12	38	56	94	6.5-12	0.5-3	0	0-0	0-0	1	5
2020	5/5	27	37	64	5.5-10	0.5-3	0	0-0	0-0	1	4
<b>TOTAL</b>	<b>27/21</b>	<b>79</b>	<b>108</b>	<b>187</b>	<b>14.5-26</b>	<b>1.0-6</b>	<b>0</b>	<b>1-60</b>	<b>0-0</b>	<b>3</b>	<b>13</b>

### GAME-BY-GAME STATS

	GP/GS	UA	A	TOT	TFL-YDS	SCK-YDS	FF	FR-YDS	INT-YDS	QBH	BRUP
GEORGIA	1/1	5	6	11	1.0-4	0.5-3	0	0-0	0-0	0	1
at Mississippi St.	1/1	7	13	20	0.0-0	0.0-0	0	0-0	0-0	0	2
at Auburn	1/1	4	1	5	0.0-0	0.0-0	0	0-0	0-0	0	1
OLE MISS											
at Texas A&M	1/1	5	9	14	3.0-3	0.0-0	0	0-0	0-0	0	0
TENNESSEE	1/1	6	8	14	1.5-3	0.0-0	0	0-0	0-0	1	0
at Florida											
LSU											
at Missouri											
ALABAMA											
<b>TOTAL</b>	<b>5/5</b>	<b>27</b>	<b>37</b>	<b>64</b>	<b>5.5-10</b>	<b>0.5-3</b>	<b>0</b>	<b>0-0</b>	<b>0-0</b>	<b>1</b>	<b>4</b>

### SEASON HIGHS

Tackles	20 at #16 Mississippi State (10/3/20)
Tackles For Loss	3.0 at #8 Texas A&M (10/31/20)
Sacks	0.5 vs. #4 Georgia (9/26/20)
Interceptions	
Interception Return Yards	
QB Hurries	1 vs. Tennessee (11/7/20)
Pass Breakups	2 at #16 Mississippi State (10/3/20)
Forced Fumbles	
Fumble Recoveries	

### CAREER HIGHS

Tackles	20 at #16 Mississippi State (10/3/20)
Tackles For Loss	3.0 at #8 Texas A&M (10/31/20)
Double-Digit Tackle Games	7 last vs. Tennessee (11/7/20)
Sacks	0.5 (2x) last vs. #4 Georgia (9/26/20)
QB Hurries	1 (3x) last vs. Tennessee (11/7/20)
Interceptions	None
Interception Return Yards	None
Pass Breakups	2 at #16 Mississippi State (10/3/20)
Forced Fumbles	1 at Colorado State (9/8/18)
Fumble Recoveries	1 vs. Eastern Illinois (9/1/18)

### IN THE 2020 RANKINGS

Category	Stat	SEC	NCAA
Tackles per game	12.8	1	4
Total Tackles	64	2	T11
Assisted Tackles	37	3	7



BUMPER POOL'S 20-TACKLE PERFORMANCE IN THE HOGS' UPSET WIN AT NO. 16 MISSISSIPPI STATE EARNED HIM NAGURSKI NATIONAL DEFENSIVE PLAYER OF THE WEEK HONORS AND SEC CO-DEFENSIVE PLAYER OF THE WEEK ALONGSIDE TEAMMATE JOE FOUCHA. POOL'S 20 STOPS WERE THE MOST BY A RAZORBACK SINCE 2010.





## De'VION WARREN

10

Wide Receiver | 5-10 | 186 | Senior  
Monroe, La. | Ouachita Parish HS

### QUICK HITS

- Hauled in a career-best two receiving TDs at Auburn, first Hog since 2018 to have two receiving TDs in a game.
- Recorded his first career 100-yard game with 100 yards on four catches, including a TD, in upset win at No. 16 Mississippi State.
- Career 25.0 kickoff return average ranks third in school history behind Dickey Morton (26.14, 1971-73) and Felix Jones (28.2, 2005-07).
- 28.5 kickoff return average in 2018 ranks third for a single-season in program history and his 26.4 kickoff return average in 2017 ranks fourth.

### CAREER STATS

	RECEIVING					RUSHING					KICK RETURN				
	GP/GS	REC	YDS	AVG	TD	LNG	ATT	YDS	AVG	TD	LNG	RET	YDS	TD	LNG
2017	12/0	1	5	5.0	0	5	2	10	5.0	0	6	29	765	1	100
2018	9/0	3	14	4.7	1	0	2	-3	-1.5	0	10	14	399	0	78
2019	9/0	4	19	4.8	0	15	5	51	10.2	0	17	16	326	0	37
2020	6/5	13	261	20.1	3	52	4	35	8.8	0	22	2	36	0	26
<b>TOTAL</b>	<b>36/5</b>	<b>21</b>	<b>299</b>	<b>14.2</b>	<b>4</b>	<b>52</b>	<b>13</b>	<b>93</b>	<b>7.2</b>	<b>0</b>	<b>22</b>	<b>10</b>	<b>1526</b>	<b>1</b>	<b>100</b>

### GAME-BY-GAME STATS

	RECEIVING					RUSHING					KICK RETURN				
	GP/GS	REC	YDS	AVG	TD	LNG	ATT	YDS	AVG	TD	LNG	RET	YDS	TD	LNG
GEORGIA	1/1	1	28	28.0	0	28	0	0	0.0	0	0	1	10	0	10
at Mississippi St.	1/0	4	100	25.0	1	52	2	-6	-3.0	0	3	0	0	0	0
at Auburn	1/1	5	95	19.0	2	44	0	0	0.0	0	0	0	0	0	0
OLE MISS	1/1	1	8	8.0	0	8	0	0	0.0	0	0	0	0	0	0
at Texas A&M	1/1	1	22	22.0	0	22	0	0	0.0	0	0	0	0	0	0
TENNESSEE	1/1	1	8	8.0	0	8	2	41	20.5	0	22	1	26	0	26
at Florida															
LSU															
at Missouri															
ALABAMA															
<b>TOTAL</b>	<b>6/5</b>	<b>13</b>	<b>261</b>	<b>20.1</b>	<b>3</b>	<b>52</b>	<b>4</b>	<b>35</b>	<b>8.8</b>	<b>0</b>	<b>22</b>	<b>2</b>	<b>36</b>	<b>0</b>	<b>26</b>

### SEASON HIGHS

Receptions	5 at #13 Auburn (10/10/20)
Receiving Yards	100 at #16 Mississippi State (10/3/20)
Receiving Touchdowns	2 at #13 Auburn (10/10/20)
Long Reception	52 at #16 Mississippi State (10/3/20)
Rushes	2 at #16 Mississippi State (10/3/20)
Rushing Yards	41 vs. Tennessee (11/7/20)
Rushing Touchdowns	
Long Rush	22 vs. Tennessee (11/7/20)
Punt Returns	
Long Punt Return	
Kickoff Returns	1 (2x) last vs. Tennessee (11/7/20)
Kickoff Return Yards	26 vs. Tennessee (11/7/20)
Kickoff Return Touchdowns	

### CAREER HIGHS

Receptions	4 at #16 Mississippi State (10/3/20)
Receiving Yards	100 at #16 Mississippi State (10/3/20)
Receiving Touchdowns	1 (2x) last at #16 Mississippi State (10/3/20)
Long Reception	52 at #16 Mississippi State (10/3/20)
Rushes	3 vs. Portland State (8/31/19)
Rushing Yards	41 vs. Tennessee (11/7/20)
Rushing Touchdowns	None
Long Rush	22 vs. Tennessee (11/7/20)
Punt Returns	None
Long Punt Return	None
Kickoff Returns	5 (2x), last vs. Coastal Carolina (11/4/17)
Kickoff Return Yards	141 at Ole Miss (10/28/17)
Kickoff Return Touchdowns	1 vs. Auburn (10/21/17)



## MATAIO SOLI

11

Defensive Lineman | 6-4 | 235 | Sophomore  
Douglasville, Ga. | Douglas County HS

### QUICK HITS

- One of seven freshmen in the SEC with at least one TFL in conference play in 2019.
- Four-star prospect by Rivals and 247Sports and ranked No. 16 weakside defensive end in the country by 247Sports.
- Son of All-SEC Razorback & NFL nose guard Junior Soli (1992-95).
- Racked up 84 total tackles, 64 solo, 29 for loss and 22.5 sacks as a senior in HS.

### CAREER STATS

	GP/GS	UA	A	TOT	TFL-YDS	SCK-YDS	FF	FR-YDS	INT-YDS	QBH	BRUP
2019	12/11	9	10	19	1.5-4	0.0-0	0	0-0	0-0	2	0
2020	5/0	1	3	4	0.5-0	0.0-0	0	0-0	0-0	0	0
<b>TOTAL</b>	<b>17/11</b>	<b>10</b>	<b>13</b>	<b>23</b>	<b>2.0-4</b>	<b>0.0-0</b>	<b>0</b>	<b>0-0</b>	<b>0-0</b>	<b>2</b>	<b>0</b>

### GAME-BY-GAME STATS

	GP/GS	UA	A	TOT	TFL-YDS	SCK-YDS	FF	FR-YDS	INT-YDS	QBH	BRUP
GEORGIA											
at Mississippi St.	1/0	0	0	0	0.0-0	0.0-0	0	0-0	0-0	0	0
at Auburn	1/0	0	0	0	0.0-0	0.0-0	0	0-0	0-0	0	0
OLE MISS	1/0	0	3	3	0.5-0	0.0-0	0	0-0	0-0	0	0
at Texas A&M	1/0	1	0	1	0.0-0	0.0-0	0	0-0	0-0	0	0
TENNESSEE	1/0	0	0	0	0.0-0	0.0-0	0	0-0	0-0	0	0
at Florida											
LSU											
at Missouri											
ALABAMA											
<b>TOTAL</b>	<b>5/0</b>	<b>1</b>	<b>3</b>	<b>4</b>	<b>0.5-0</b>	<b>0.0-0</b>	<b>0</b>	<b>0-0</b>	<b>0-0</b>	<b>0</b>	<b>0</b>

### SEASON HIGHS

Tackles	3 vs. Ole Miss (10/17/20)
Tackles For Loss	0.5 vs. Ole Miss (10/17/20)
Sacks	
Interceptions	
Interception Return Yards	
QB Hurries	
Pass Breakups	
Forced Fumbles	
Fumble Recoveries	

### CAREER HIGHS

Tackles	3 (2x) last vs. #23 Texas A&M (9/28/19)
Tackles For Loss	1.0 vs. #23 Texas A&M (9/28/19)
Sacks	None
Interceptions	None
Interception Return Yards	None
QB Hurries	1 (2x) last vs. Colorado State (9/14/19)
Pass Breakups	None
Forced Fumbles	None
Fumble Recoveries	None

# GAME 7: FLORIDA



## JULIUS COATES

13

Defensive Line | 6-6 | 289 | R-Junior  
Rockford, Ill. | East Mississippi CC

### QUICK HITS

- Recorded his first sack as a Razorback in win over Ole Miss.
- Played first collegiate season at Ellsworth CC in Iowa and played tight end.
- Transferred to East Mississippi CC and converted to defensive end where he racked up 30 tackles with 9.0 tackles for loss and 6.0 sacks in 2019.
- Rated a three-star prospect out of high school by 247Sports.

### CAREER STATS

	GP/GS	UA	A	TOT	TFL-YDS	SCK-YDS	FF	FR-YDS	INT-YDS	QBH	BRUP
2020	5/3	8	5	13	2.0-11	1.0-10	0	0-0	0-0	1	0
<b>TOTAL</b>	<b>4/2</b>	<b>8</b>	<b>5</b>	<b>13</b>	<b>2.0-11</b>	<b>1.0-10</b>	<b>0</b>	<b>0-0</b>	<b>0-0</b>	<b>1</b>	<b>0</b>

### GAME-BY-GAME STATS

	GP/GS	UA	A	TOT	TFL-YDS	SCK-YDS	FF	FR-YDS	INT-YDS	QBH	BRUP
GEORGIA	1/1	1	0	1	0.0-0	0.0-0	0	0-0	0-0	1	0
at Mississippi St.				DNP							
at Auburn	1/0	1	0	1	0.0-0	0.0-0	0	0-0	0-0	0	0
OLE MISS	1/0	2	2	4	1.0-10	1.0-10	0	0-0	0-0	0	0
at Texas A&M	1/1	1	0	1	0.0-0	0.0-0	0	0-0	0-0	0	0
TENNESSEE	1/0	3	3	6	1.0-1	0.0-0	0	0-0	0-0	0	0
at Florida											
LSU											
at Missouri											
ALABAMA											
<b>TOTAL</b>	<b>5/2</b>	<b>8</b>	<b>5</b>	<b>13</b>	<b>2.0-11</b>	<b>1.0-10</b>	<b>0</b>	<b>0-0</b>	<b>0-0</b>	<b>1</b>	<b>0</b>

### SEASON HIGHS

Tackles	6 vs. Tennessee (11/7/20)
Tackles For Loss	1.0 (2x) last vs. Tennessee (11/7/20)
Double-Figure Tackle Games	
Sacks	1.0 vs. Ole Miss (10/17/20)
Interceptions	
Interception Return Yards	
QB Hurries	1 vs. #4 Georgia (9/26/20)
Pass Breakups	
Forced Fumbles	
Fumble Recoveries	

### CAREER HIGHS

Tackles	6 vs. Tennessee (11/7/20)
Tackles For Loss	1.0 (2x) last vs. Tennessee (11/7/20)
Double-Figure Tackle Games	
Sacks	1.0 vs. Ole Miss (10/17/20)
Interceptions	
Interception Return Yards	
QB Hurries	1 vs. #4 Georgia (9/26/20)
Pass Breakups	
Forced Fumbles	
Fumble Recoveries	



## FELEIPE FRANKS

13

Quarterback | 6-6 | 228 | R-Senior  
Crawfordville, Fla. | Florida

### QUICK HITS

- Ran for a career-best 91 yards at Texas A&M - most by an Arkansas QB since Matt Jones in 2004.
- Recorded his first career 300-yard passing game with 318 yards at Auburn, became the first Arkansas QB to throw 4 TDs in a game since Brandon Allen in 2015.
- Started the first three games at Florida in 2019, before suffering a season-ending injury against Kentucky.
- As a redshirt sophomore at Florida in 2018, led the Gators to a 10-3 record and a No. 6 final ranking in the USA Today Coaches' Poll.
- Totaled six 200+ yard passing games in 2018, the most at Florida since Tim Tebow in 2007.

### CAREER STATS

	PASSING					RUSHING						
	GP/GS	COMP	ATT	PCT	YDS	TD	INT	LNG	ATT	YDS	AVG	TD
2017	11/8	125	229	54.6	1438	9	8	63	58	20	0.3	0
2018	13/13	188	322	58.4	2457	24	6	65	110	350	3.2	7
2019	3/3	54	71	76.1	698	5	3	69	21	68	3.2	1
2020	6/6	123	183	67.2	1428	14	3	59	72	174	2.4	0
<b>TOTAL</b>	<b>33/30</b>	<b>500</b>	<b>815</b>	<b>61.4</b>	<b>6021</b>	<b>52</b>	<b>20</b>	<b>69</b>	<b>261</b>	<b>612</b>	<b>2.4</b>	<b>8</b>

\* 2017-19 at Florida

### GAME-BY-GAME STATS

	PASSING					RUSHING						
	GP/GS	COMP	ATT	PCT	YDS	TD	INT	LNG	ATT	YDS	AVG	TD
GEORGIA	1/1	19	36	52.3	200	1	2	49	5	13	2.6	0
at Mississippi St.	1/1	20	28	71.4	212	2	0	52	8	8	1.0	0
at Auburn	1/1	22	30	73.3	318	4	0	44	15	28	1.9	0
OLE MISS	1/1	21	34	61.8	244	1	1	55	14	16	1.1	0
at Texas A&M	1/1	23	31	74.2	239	3	0	36	16	91	5.7	0
TENNESSEE	1/1	18	24	75.0	215	3	0	59	14	18	1.3	0
at Florida												
LSU												
at Missouri												
ALABAMA												
<b>TOTAL</b>	<b>6/6</b>	<b>123</b>	<b>183</b>	<b>67.2</b>	<b>1428</b>	<b>14</b>	<b>3</b>	<b>59</b>	<b>72</b>	<b>174</b>	<b>2.4</b>	<b>0</b>

### SEASON HIGHS

Pass Attempts	36 vs. #4 Georgia (9/26/20)
Completions	23 at #8 Texas A&M (10/31/20)
Pass Yards	318 at #13 Auburn (10/10/20)
Pass TDs	4 at #13 Auburn (10/10/20)
Long Pass	59 vs. Tennessee (11/7/20)
Completion %	75.0 vs. Tennessee (11/7/20)
Rushes	16 at #8 Texas A&M (10/31/20)
Rush Yards	91 at #8 Texas A&M (10/31/20)
Rush TDs	
Long Rush	28 at #8 Texas A&M (10/31/20)

### CAREER HIGHS

Pass Attempts	39 vs. Florida State (11/25/17)*
Completions	25 vs. UT Martin (9/7/19)*
Pass Yards	318 at #13 Auburn (10/10/20)
Pass TDs	5 vs. Charleston Southern (9/1/18)*
Long Pass	69 vs. UT Martin (9/7/19)*
Completion %	92.6 vs UT Martin (9/7/19)*
Rushes	16 (2x) last at #8 Texas A&M (10/31/20)
Rush Yards	91 at #8 Texas A&M (10/31/20)
Rush TDs	2 vs. South Carolina (11/10/18)*
Long Rush	79 vs. Texas A&M (10/14/17)*

\* at Florida

### IN THE 2020 RANKINGS

Category	Stat	SEC	NCAA
Passing yards/game	238.0	6	41
Passing TDs	14	5	17
Passing Yards	1428	5	24
Completion Percentage	67.2	5	23

# GAME 7: FLORIDA



## TREYLON BURKS

16

Wide Receiver | 6-3 | 232 | Sophomore  
Warren, Ark. | Warren HS

### QUICK HITS

- First Razorback to record a receiving TD in three straight games since Jonathan Nance in 2017.
- TD grab vs. Ole Miss was No. 1 on SportsCenter that night.
- Posted a career day in win vs. Ole Miss with 11 catches, 137 yards, a TD and 46 yards rushing - first Razorback with 10+ catches since 2012.
- Recorded his first career TD and 100-yard game in opener vs. No. 4 Georgia.
- Finished second in 2019 among SEC freshman in receiving yards per catch (16.4 ypc) and yards per game (43.2 ypg).
- Was second on the team in 2019 with 866 all-purpose yards.
- Became the first Arkansas true freshman receiver with 400+ yards in a season since Marcus Monk (569) in 2004.

### CAREER STATS

	RECEIVING					RUSHING				
	GP/GS	REC	YDS	AVG	TD	LNG	ATT	YDS	AVG	TD
2019	11/9	29	475	16.4	0	38	9	35	3.9	0
2020	5/5	31	461	14.9	5	59	9	52	5.8	0
<b>TOTAL</b>	<b>16/14</b>	<b>60</b>	<b>936</b>	<b>15.6</b>	<b>5</b>	<b>59</b>	<b>18</b>	<b>87</b>	<b>4.8</b>	<b>0</b>

### GAME-BY-GAME STATS

	RECEIVING					RUSHING				
	GP/GS	REC	YDS	AVG	TD	LNG	ATT	YDS	AVG	TD
GEORGIA	1/1	7	102	14.6	1	49	1	3	3.0	0
at Mississippi St.	1/1	1	10	10.0	0	10	0	0	0.0	0
at Auburn	--- DNP ---									
OLE MISS	1/1	11	137	12.5	1	55	4	46	11.5	0
at Texas A&M	1/1	7	117	16.7	2	36	3	1	0.3	0
TENNESSEE	1/1	5	95	19.0	1	59	1	2	2.0	0
at Florida										
LSU										
at Missouri										
ALABAMA										
<b>TOTAL</b>	<b>5/5</b>	<b>31</b>	<b>461</b>	<b>14.9</b>	<b>5</b>	<b>59</b>	<b>9</b>	<b>52</b>	<b>5.8</b>	<b>0</b>

### SEASON HIGHS

Receptions	11 vs. Ole Miss (10/17/20)
Receiving Yards	137 vs. Ole Miss (10/17/20)
Receiving Touchdowns	2 at #8 Texas A&M (10/31/20)
Long Reception	59 vs. Tennessee (11/7/20)
Rushes	4 vs. Ole Miss (10/17/20)
Rushing Yards	46 vs. Ole Miss (10/17/20)
Long Rush	18 vs. Ole Miss (10/17/20)

### CAREER HIGHS

Receptions	11 vs. Ole Miss (10/17/20)
Receiving Yards	137 vs. Ole Miss (10/17/20)
Receiving Touchdowns	2 at #8 Texas A&M (10/31/20)
Long Reception	59 vs. Tennessee (11/7/20)
Rushes	4 (4x) last vs. Ole Miss (10/17/20)
Rushing Yards	46 vs. Ole Miss (10/17/20)
Long Rush	18 vs. Ole Miss (10/17/20)

### IN THE 2020 RANKINGS

Category	Stat	SEC	NCAA
Receiving yards/game	92.2	5	38
Yards per catch	14.9	13	--
Receptions/game	6.2	T7	T40
Receiving yards	461	9	41
Receiving TDs	5	T7	T23



## HUDSON CLARK

17

Defensive Back | 6-2 | 176 | R-Freshman  
Dallas, Texas | Highland Park HS

### QUICK HITS

- Became first Hog freshman to record three picks in the same game against Ole Miss.
- Started first career game at No. 13 Auburn and made seven tackles.
- Walk-on who did not see game action his first season in 2019.
- Won three consecutive Class 5A State Championships at Highland Park HS.
- Parents are both Arkansas grads, grandfather Ronnie Clark is HOF Arkansas HS football coach, spent 27 years at Berryville HS.

### CAREER STATS

	GP/GS	UA	A	TOT	TFL-YDS	SCK-YDS	FF	FR-YDS	INT-YDS	QBH	BRUP
2020	5/4	19	7	26	0.0-0	0.0-0	0	0-0	3-18	0	2
<b>TOTAL</b>	<b>5/4</b>	<b>19</b>	<b>7</b>	<b>26</b>	<b>0.0-0</b>	<b>0.0-0</b>	<b>0</b>	<b>0-0</b>	<b>3-18</b>	<b>0</b>	<b>2</b>

### GAME-BY-GAME STATS

	GP/GS	UA	A	TOT	TFL-YDS	SCK-YDS	FF	FR-YDS	INT-YDS	QBH	BRUP
GEORGIA	--- DNP ---										
at Mississippi St.	0/1	1	1	2	0.0-0	0.0-0	0	0-0	0-0	0	0
at Auburn	1/1	7	0	7	0.0-0	0.0-0	0	0-0	0-0	0	1
OLE MISS	1/1	3	2	5	0.0-0	0.0-0	0	0-0	3-18	0	0
at Texas A&M	1/1	7	2	9	0.0-0	0.0-0	0	0-0	0-0	0	0
TENNESSEE	1/1	1	2	3	0.0-0	0.0-0	0	0-0	0-0	0	1
at Florida											
LSU											
at Missouri											
ALABAMA											
<b>TOTAL</b>	<b>5/4</b>	<b>19</b>	<b>7</b>	<b>26</b>	<b>0.0-0</b>	<b>0.0-0</b>	<b>0</b>	<b>0-0</b>	<b>3-18</b>	<b>0</b>	<b>2</b>

### SEASON HIGHS

Tackles	9 at #8 Texas A&M (10/31/20)
Double-Figure Tackle Games	
Tackles For Loss	
Sacks	
Interceptions	3 vs. Ole Miss (10/17/20)
Interception Return Yards	18 vs. Ole Miss (10/17/20)
QB Hurries	
Pass Breakups	1 (2x) last vs. Tennessee (11/7/20)
Forced Fumbles	

### CAREER HIGHS

Tackles	9 at #8 Texas A&M (10/31/20)
Double-Figure Tackle Games	
Tackles For Loss	
Sacks	
Interceptions	3 vs. Ole Miss (10/17/20)
Interception Return Yards	18 vs. Ole Miss (10/17/20)
QB Hurries	
Pass Breakups	1 (2x) last vs. Tennessee (11/7/20)
Forced Fumbles	

HUDSON CLARK PICKED OFF THREE PASSES IN THE WIN OVER OLE MISS TO EARN JIM THORPE AWARD PLAYER OF THE WEEK AND SEC FRESHMAN OF THE WEEK. CLARK'S THREE PICKS ARE TIED FOR THE SECOND-MOST IN A GAME IN ARKANSAS HISTORY. HE ALSO HAS BEEN PLACED ON THE FWAA'S FRESHMAN ALL-AMERICAN WATCH LIST.



# GAME 7: FLORIDA



## TYSON MORRIS

19

Wide Receiver | 6-1 | 202 | R-Senior  
Helena-West Helena, Ark. | Central Oklahoma



### QUICK HITS

- Finished fourth on the team in 2019 with 11.9 ypc.
- Began Arkansas career as walk-on, placed on scholarship in August 2019.
- Father, Isaiah Morris, played basketball at Arkansas from 1990-92 - drafted by Miami Heat.
- Won the Arkansas Class 7A state championship as a senior in 2015
- Transferred from Central Oklahoma in 2017.

### CAREER STATS

	GP/GS	RECEIVING				TD	LNG	RUSHING				TD	LNG
		REC	YDS	AVG	TD			ATT	YDS	AVG	TD		
2018	11/0	4	30	7.5	1		11	0	0	0.0	0	0	0
2019	11/0	13	155	11.9	1		30	0	0	0.0	0	0	0
2020	6/0	4	39	9.8	1		17	0	0	0.0	0	0	0
<b>TOTAL</b>	<b>27/0</b>	<b>21</b>	<b>224</b>	<b>10.7</b>	<b>3</b>		<b>30</b>	<b>0</b>	<b>0</b>	<b>0.0</b>	<b>0</b>	<b>0</b>	<b>0</b>

### GAME-BY-GAME STATS

	GP/GS	RECEIVING				TD	LNG	RUSHING				TD	LNG
		REC	YDS	AVG	TD			ATT	YDS	AVG	TD		
GEORGIA	1/0	0	0	0.0	0		0	0	0	0.0	0	0	0
at Mississippi St.	1/0	0	0	0.0	0		0	0	0	0.0	0	0	0
at Auburn	1/0	1	6	6.0	0		6	0	0	0.0	0	0	0
OLE MISS	1/0	2	32	16.0	0		17	0	0	0.0	0	0	0
at Texas A&M	1/0	1	1	1.0	1		1	0	0	0.0	0	0	0
TENNESSEE	1/0	0	0	0.0	0		0	0	0	0.0	0	0	0
at Florida													
LSU													
at Missouri													
ALABAMA													
<b>TOTAL</b>	<b>6/0</b>	<b>4</b>	<b>39</b>	<b>9.8</b>	<b>1</b>		<b>17</b>	<b>0</b>	<b>0</b>	<b>0.0</b>	<b>0</b>	<b>0</b>	<b>0</b>

### SEASON HIGHS

Receptions ..... 2 vs. Ole Miss (10/17/20)  
Receiving Yards ..... 32 vs. Ole Miss (10/17/20)  
Receiving Touchdowns ..... 1 at #8 Texas A&M (10/31/20)  
Long Reception ..... 17 vs. Ole Miss (10/17/20)

### CAREER HIGHS

Receptions ..... 4 vs. San Jose State (9/21/19)  
Receiving Yards ..... 60 vs. San Jose State (9/21/19)  
Receiving Touchdowns ..... 1 (3x) last at #8 Texas A&M (10/31/20)  
Long Reception ..... 30 vs. San Jose State (9/21/19)



## MONTARIC BROWN

21

Defensive Back | 6-0 | 190 | R-Junior  
Ashdown, Ark. | Ashdown HS

### QUICK HITS

- Picked off his second career pass in opener vs. No. 4 Georgia.
- Finished the 2019 season tied for fifth on the team in tackles (39).
- Recorded a career-best six tackles in the 2019 season finale against Missouri.
- Picked off Texas A&M QB Kellen Mond in the end zone for his first career INT against Texas A&M.
- Nickname - Buster - given to him by HS coach & town of Ashdown, Ark.
- Consensus four-star prospect and No. 1 player in Arkansas.

### CAREER STATS

	GP/GS	UA	A	TOT	TFL-YDS	SCK-YDS	FF	FR-YDS	INT-YDS	QBH	BRUP
2018	11/3	8	1	9	0.0-0	0.0-0	0	0-0	0-0	0	1
2019	10/10	25	14	39	1.0-3	0.0-0	0	1-0	1-12	0	3
2020	4/4	8	2	10	1.0-3	0.0-0	0	0-0	1-0	1	2
<b>TOTAL</b>	<b>25/17</b>	<b>41</b>	<b>17</b>	<b>58</b>	<b>2.0-6</b>	<b>0.0-0</b>	<b>0</b>	<b>1-0</b>	<b>2-12</b>	<b>0</b>	<b>6</b>

### GAME-BY-GAME STATS

	GP/GS	UA	A	TOT	TFL-YDS	SCK-YDS	FF	FR-YDS	INT-YDS	QBH	BRUP
GEORGIA	1/1	3	0	3	0.0-0	0.0-0	0	0-0	0-0	0	1
at Mississippi St.	1/1	3	0	3	1.0-3	0.0-0	0	0-0	0-0	0	0
at Auburn					---	DNP	---				
OLE MISS					---	DNP	---				
at Texas A&M	1/1	2	1	3	0.0-0	0.0-0	0	0-0	0-0	0	0
TENNESSEE	1/1	0	1	1	0.0-0	0.0-0	0	0-0	0-0	0	1
at Florida											
LSU											
at Missouri											
ALABAMA											
<b>TOTAL</b>	<b>4/4</b>	<b>8</b>	<b>2</b>	<b>10</b>	<b>1.0-3</b>	<b>0.0-0</b>	<b>0</b>	<b>0-0</b>	<b>0-0</b>	<b>0</b>	<b>2</b>

### SEASON HIGHS

Tackles ..... 3 (3x) last at #8 Texas A&M (10/31/20)  
Double-Figure Tackle Games .....  
Tackles For Loss ..... 1.0 at #16 Mississippi State (10/3/20)  
Sacks .....  
Interceptions ..... 1 vs. #4 Georgia (9/26/20)  
Interception Return Yards .....  
QB Hurries .....  
Pass Breakups ..... 1 vs. #4 Georgia (9/26/20)  
Forced Fumbles .....

### CAREER HIGHS

Tackles ..... 6 vs. Missouri (11/29/19)  
Double-Figure Tackle Games ..... None  
Tackles For Loss ..... 1.0 (2x) last at #16 Mississippi State (10/3/20)  
Sacks ..... None  
Interceptions ..... 1 (2x) last vs. #4 Georgia (9/26/20)  
Interception Return Yards ..... 12 vs. Texas A&M (9/28/19)  
QB Hurries ..... None  
Pass Breakups ..... 2 vs. Colorado State (9/14/19)  
Forced Fumbles ..... None



# GAME 7: FLORIDA



## TRELON SMITH

22

Running Back | 5-9 | 185 | R-Junior  
Houston, Texas | Arizona State

### QUICK HITS

- Had a career day in his first career start at Auburn, rushing for 81 yards and catching six passes for 78 yards and a score.
- Did not play during the 2019 season at Arkansas due to NCAA transfer regulations.
- Smith and fellow running back Rakeem Boyd both hail from Houston, but they did not know each other prior to attending Arkansas.

### CAREER STATS

	RUSHING					RECEIVING						
	GP/GS	ATT	YDS	AVG	TD	LNG	REC	YDS	AVG	TD	LNG	
2017	4/0	1	4	4.0	0	4	0	0	0	0	0	0
2018	4/0	11	56	5.1	0	19	4	22	5.5	0	7	7
2019	--- DNP due to transfer rules ---											
2020	6/1	70	323	4.1	0	23	17	107	8.1	1	25	25
<b>TOTAL</b>	<b>14/1</b>	<b>82</b>	<b>373</b>	<b>4.6</b>	<b>0</b>	<b>23</b>	<b>21</b>	<b>129</b>	<b>6.1</b>	<b>1</b>	<b>25</b>	

\* 2017 & 2018 at Arizona State

### GAME-BY-GAME STATS

	RUSHING					RECEIVING						
	GP/GS	ATT	YDS	AVG	TD	LNG	REC	YDS	AVG	TD	LNG	
GEORGIA	1/0	6	38	6.3	0	11	3	13	4.3	0	6	6
at Mississippi St.	1/0	14	48	3.4	0	11	5	22	4.4	0	10	10
at Auburn	1/1	21	81	3.9	0	15	6	78	13.0	1	25	25
OLE MISS	1/0	15	54	3.6	0	15	0	0	0.0	0	0	0
at Texas A&M	1/0	5	30	6.0	0	9	1	1	1.0	0	1	1
TENNESSEE	1/0	9	72	8.0	0	23	2	-7	-3.5	0	3	3
at Florida												
LSU												
at Missouri												
ALABAMA												
<b>TOTAL</b>	<b>6/1</b>	<b>70</b>	<b>323</b>	<b>4.6</b>	<b>0</b>	<b>23</b>	<b>17</b>	<b>107</b>	<b>6.3</b>	<b>1</b>	<b>25</b>	

### SEASON HIGHS

Rushes	21 at # 13 Auburn (10/10/20)
Rushing Yards	81 at # 13 Auburn (10/10/20)
Rushing Touchdowns	
Long Rush	23 vs. Tennessee (11/7/20)
100-Yard Games	
Receptions	6 at # 13 Auburn (10/10/20)
Receiving Yards	78 at # 13 Auburn (10/10/20)
Receiving Touchdowns	1 at # 13 Auburn (10/10/20)
Long Reception	25 at # 13 Auburn (10/10/20)

### CAREER HIGHS

Rushes	21 at # 13 Auburn (10/10/20)
Rushing Yards	81 at # 13 Auburn (10/10/20)
Rushing Touchdowns	None
Long Rush	23 vs. Tennessee (11/7/20)
100-Yard Games	None
Receptions	6 at # 13 Auburn (10/10/20)
Receiving Yards	78 at # 13 Auburn (10/10/20)
Receiving Touchdowns	1 at # 13 Auburn (10/10/20)
Long Reception	25 at # 13 Auburn (10/10/20)

\* at Arizona State



## HAYDEN HENRY

27

Linebacker | 6-2 | 226 | Junior  
Little Rock, Ark. | Pulaski Academy



### QUICK HITS

- Recorded first career sack in the 2019 season opener against Portland State.
- Forced a fumble that was returned for a TD by LaDarius Bishop against Colorado State in 2019.
- Named 2018 & 2019 Fall SEC Academic Honor Roll.
- Razorback Bloodline: Grandfather, Skip Coffman, played basketball (1957-62), father, Mark, played football (1988-91), brothers Hunter (2013-15) & Hudson (current) play FB.
- Brother Hunter is a tight end for the Los Angeles Chargers.

### CAREER STATS

	GP/GS	UA	A	TOT	TFL-YDS	SCK-YDS	FF	FR-YDS	INT-YDS	QBH	BRUP
2017	12/0	3	0	3	0.0-0	0.0-0	0	0-0	0-0	0	0
2018	12/1	9	15	24	0.0-0	0.0-0	0	0-0	0-0	0	0
2019	10/0	16	15	31	2.5-9	1.0-7	1	0-0	0-0	0	2
2020	6/1	11	9	20	3.0-11	1.0-8	0	0-0	0-0	0	1
<b>TOTAL</b>	<b>40/2</b>	<b>39</b>	<b>39</b>	<b>78</b>	<b>5.5-20</b>	<b>2.0-15</b>	<b>1</b>	<b>0-0</b>	<b>0-0</b>	<b>0</b>	<b>3</b>

### GAME-BY-GAME STATS

	GP/GS	UA	A	TOT	TFL-YDS	SCK-YDS	FF	FR-YDS	INT-YDS	QBH	BRUP
GEORGIA	1/0	1	0	1	0.0-0	0.0-0	0	0-0	0-0	0	0
at Mississippi St.	1/0	2	1	3	0.0-0	0.0-0	0	0-0	0-0	0	0
at Auburn	1/0	1	3	4	1.0-8	1.0-8	0	0-0	0-0	0	0
OLE MISS	1/1	6	2	8	2.0-3	0.0-0	0	0-0	0-0	0	1
at Texas A&M	1/0	1	0	1	0.0-0	0.0-0	0	0-0	0-0	0	0
TENNESSEE	1/0	0	3	3	0.0-0	0.0-0	0	0-0	0-0	0	0
at Florida											
LSU											
at Missouri											
ALABAMA											
<b>TOTAL</b>	<b>6/1</b>	<b>11</b>	<b>9</b>	<b>20</b>	<b>3.0-11</b>	<b>1.0-8</b>	<b>0</b>	<b>0-0</b>	<b>0-0</b>	<b>0</b>	<b>1</b>

### SEASON HIGHS

Tackles	8 vs. Ole Miss (10/17/20)
Tackles For Loss	2.0 vs. Ole Miss (10/17/20)
Sacks	1.0 at #13 Auburn (10/10/20)
Interceptions	
Interception Return Yards	
QB Hurries	
Pass Breakups	1 vs. Ole Miss (10/17/20)
Forced Fumbles	

### CAREER HIGHS

Tackles	8 (2x) last vs. Ole Miss (10/17/20)
Tackles For Loss	2.0 vs. Ole Miss (10/17/20)
Sacks	1.0 (2x) last at #13 Auburn (10/10/20)
Interceptions	None
Interception Return Yards	None
QB Hurries	None
Pass Breakups	1 (3x) last vs. Ole Miss (10/17/20)
Forced Fumbles	1 vs. Colorado State (9/14/19)

# GAME 7: FLORIDA



## GRANT MORGAN

31

Linebacker | 5-11 | 222 | R-Senior  
Greenwood HS | Greenwood, Ark.



### QUICK HITS

- Earned multiple awards after career-best 19 tackles and three TFLs vs. Ole Miss and intercepting his first career pass, returning it for a TD.
- Set a then career-high with 15 tackles in the upset win at No. 16 Mississippi State.
- Made 13 stops vs. No. 4 Georgia, with 10 in the first half.
- Sixth leading tackler on the team in 2019, set a career-best with 39 total stops.
- Made at least one tackle in every game in 2019, a season-best 7 against Western Kentucky.
- Younger brother of former Arkansas & NFL wide receiver Drew Morgan.
- Began Arkansas career as walk-on, placed on scholarship Aug. 2018.

### CAREER STATS

	GP/GS	UA	A	TOT	TFL-YDS	SCK-YDS	FF	FR-YDS	INT-YDS	QBH	BRUP
2017	12/0	22	16	38	3.5-15	1.0-9	1	0-0	0-0	2	2
2018	12/0	8	16	24	2.5-4	0.0-0	0	0-0	0-0	2	1
2019	12/0	9	30	39	3.0-14	1.0-8	0	0-0	0-0	0	0
2020	6/6	21	49	70	5.0-14	1.0-4	0	0-0	1-23	1	4
<b>TOTAL</b>	<b>42/6</b>	<b>60</b>	<b>111</b>	<b>171</b>	<b>4.0-47</b>	<b>3.0-21</b>	<b>1</b>	<b>0-0</b>	<b>1-23</b>	<b>5</b>	<b>7</b>

### GAME-BY-GAME STATS

	GP/GS	UA	A	TOT	TFL-YDS	SCK-YDS	FF	FR-YDS	INT-YDS	QBH	BRUP
GEORGIA	1/1	4	9	13	0.0-0	0.0-0	0	0-0	0-0	0	0
at Mississippi St.	1/1	4	11	15	0.5-1	0.0-0	0	0-0	0-0	0	1
at Auburn	1/1	0	5	5	0.0-0	0.0-0	0	0-0	0-0	0	0
OLE MISS	1/1	5	14	19	3.0-10	1.0-4	0	0-0	1-23	0	2
at Texas A&M	1/1	3	3	6	1.5-3	0.0-0	0	0-0	0-0	0	1
TENNESSEE	1/1	5	7	12	0.0-0	0.0-0	0	0-0	0-0	1	0
at Florida											
LSU											
at Missouri											
ALABAMA											
<b>TOTAL</b>	<b>6/6</b>	<b>21</b>	<b>49</b>	<b>70</b>	<b>5.0-14</b>	<b>1.0-4</b>	<b>0</b>	<b>0-0</b>	<b>1-23</b>	<b>1</b>	<b>4</b>

### SEASON HIGHS

Tackles	19 vs. Ole Miss (10/17/20)
Tackles For Loss	3.0 vs. Ole Miss (10/17/20)
Sacks	1.0 vs. Ole Miss (10/17/20)
Interceptions	1 vs. Ole Miss (10/17/20)
Interception Return Yards	23 vs. Ole Miss (10/17/20)
QB Hurries	1 vs. Tennessee (11/7/20)
Pass Breakups	2 vs. Ole Miss (10/17/20)
Forced Fumbles	
Fumble Recoveries	

### CAREER HIGHS

Tackles	19 vs. Ole Miss (10/17/20)
Tackles For Loss	3.0 vs. Ole Miss (10/17/20)
Sacks	1.0 (4x) last vs. Ole Miss (10/17/20)
Interceptions	1 vs. Ole Miss (10/17/20)
Interception Return Yards	23 vs. Ole Miss (10/17/20)
QB Hurries	1 (3x) last vs. North Texas (9/15/18)
Pass Breakups	2 vs. Ole Miss (10/17/20)
Forced Fumbles	1 vs. Auburn (10/21/17)
Fumble Recoveries	None

### IN THE 2020 RANKINGS

Category	Stat	SEC	NCAA
Tackles per game	11.7	2	T8
Total Tackles	70	1	4
Assisted Tackles	49	1	1
Tackles for Loss	5.0	T10	--

GRANT MORGAN TURNED IN AN ALL-TIME PERFORMANCE IN A HOMECOMING VICTORY OVER OLE MISS, MAKING 19 TACKLES, RECORDING 3.0 TACKLES FOR LOSS, A SACK AND A PICK-SIX TO EARN THE CRIP HALL AWARD, SEC DEFENSIVE PLAYER OF THE WEEK, NAGURSKI DEFENSIVE NATIONAL PLAYER OF THE WEEK AND BEDNARIK DEFENSIVE NATIONAL PLAYER OF THE WEEK.



## A.J. REED

35

Kicker | 5-11 | 186 | R-Senior  
Prattville, Ala. | Duke



### QUICK HITS

- Made 73 consecutive PATs, dating back to 2016 at Duke, last miss 9/17/16 at Northwestern.
- ACC Specialist of the Week 11/28/19 after hitting a career-long 51 yard field goal vs. Syracuse.
- Only ACC kicker in 2019 to make three field goals of 49 or more yards.
- In 2019 was All-ACC Honorable Mention and a CoSIDA Academic All-District honoree.
- Graduated from Duke with a degree in political science and a minor in economics.
- Dad was in the Air Force and he lived in over 10 different places while growing up. Both of his parents are from Ft. Smith, Ark., roughly 60 miles from Fayetteville.

### CAREER STATS

	GP/GS	FGM	FGA	PCT	LG	BLK	XPA	XPM	NO	YDS	AVG	TB	OB
2016	12/0	3	10	97.9	38	0	37	38	0	0	00.0	0	0
2017													
2018	6/0	0	0	0.00	0	0	0	0	34	2021	59.4	5	1
2019	12/0	15	18	83.3	51	0	34	34	57	3182	55.8	15	1
2020	5/0	6	9	66.7	48	0	15	15	4	234	62.5	0	1
<b>TOTAL</b>	<b>36/0</b>	<b>24</b>	<b>37</b>	<b>64.9</b>	<b>51</b>	<b>0</b>	<b>86</b>	<b>87</b>	<b>95</b>	<b>5437</b>	<b>57.2</b>	<b>20</b>	<b>3</b>

\* 2016-19 at Duke

### GAME-BY-GAME STATS

	GP/GS	FGA	FGM	PCT	LG	BLK	XPA	XPM	NO	YDS	AVG	TB	OB
GEORGIA	1/0	1	1	100.0	25	0	1	1	0	0	0.0	0	0
at Mississippi St.	1/0	-	-	-	-	-	3	3	0	0	0.0	0	0
at Auburn	1/0	1	1	100.0	23	0	1	1	2	125	62.5	0	1
OLE MISS	1/0	2	2	100.0	32	0	3	3	2	109	54.5	0	0
at Texas A&M	1/0	1	3	33.3	34	0	4	4	0	0	0.0	0	0
TENNESSEE	1/0	1	2	50.0	48	0	3	3	0	0	0.0	0	0
at Florida													
LSU													
at Missouri													
ALABAMA													
<b>TOTAL</b>	<b>6/0</b>	<b>6</b>	<b>9</b>	<b>66.7</b>	<b>48</b>	<b>0</b>	<b>15</b>	<b>15</b>	<b>4</b>	<b>234</b>	<b>58.5</b>	<b>0</b>	<b>1</b>

### SEASON HIGHS

Field Goals Made	2 vs. Ole Miss (10/17/20)
Field Goals Attempted	2 vs. Ole Miss (10/17/20)
Long Field Goal	34 at #8 Texas A&M (10/31/20)
Point After Tries	4 at #8 Texas A&M (10/31/20)
Point After Tries Made	4 at #8 Texas A&M (10/31/20)

### CAREER HIGHS

Field Goals Made	2 (5x) last vs. Ole Miss (10/17/20)
Field Goals Attempted	3 (2x) last vs. Miami (FL) (11/30/19)*
Long Field Goal	51 vs. Syracuse (11/16/19)*
Point After Tries	7 vs. North Carolina Central (9/3/16)*
Point After Tries Made	7 vs. North Carolina Central (9/3/16)*

\* at Duke

# GAME 7: FLORIDA



## GEORGE CARATAN

40

**Punter | 6-2 | 213 | Junior**  
Pacific Palisades, Calif. | Michigan

### QUICK HITS

- Did not see game action in two seasons at Michigan (2018-19).
- Attended St. Thomas More in Connecticut, was first team All-Connecticut.
- Also attended Loyola HS in Los Angeles for two years.
- Grew up on a grape farm in California.

### CAREER STATS

	GP/GS	NO	YDS	AVG	LG	TB	FC	I20	50+	BLK
2020	3/0	16	727	45.4	57	2	4	4	4	2
<b>TOTAL</b>	<b>3/0</b>	<b>16</b>	<b>727</b>	<b>45.4</b>	<b>57</b>	<b>2</b>	<b>4</b>	<b>4</b>	<b>4</b>	<b>2</b>

### GAME-BY-GAME STATS

	GP/GS	NO	YDS	AVG	LG	TB	FC	I20	50+	BLK
GEORGIA	1/0	5	248	49.6	57	1	1	0	3	1
at Mississippi St.	1/0	7	300	42.9	48	1	2	3	0	
at Auburn	1/0	4	179	44.8	51	0	1	1	1	1
OLE MISS			--- DNP ---							
at Texas A&M			--- DNP ---							
TENNESSEE			--- DNP ---							
at Florida										
LSU										
at Missouri										
ALABAMA										
<b>TOTAL</b>	<b>3/0</b>	<b>16</b>	<b>727</b>	<b>45.3</b>	<b>57</b>	<b>2</b>	<b>4</b>	<b>4</b>	<b>4</b>	<b>2</b>

### SEASON HIGHS

**Total Punts**..... 7 at #16 Mississippi State (10/3/20)  
**Average**..... 48.0 vs. #4 Georgia (9/26/20)  
**Long**..... 57 vs. #4 Georgia (9/26/20)  
**Yards**..... 300 at #16 Mississippi State (10/3/20)

### CAREER HIGHS

**Total Punts**..... 7 at #16 Mississippi State (10/3/20)  
**Average**..... 48.0 vs. #4 Georgia (9/26/20)  
**Long**..... 57 vs. #4 Georgia (9/26/20)  
**Yards**..... 300 at #16 Mississippi State (10/3/20)



## T.J. HAMMONDS

41

**Wide Receiver | 5-10 | 184 | R-Senior**  
Little Rock, Ark. | Joe T. Robinson HS

### QUICK HITS

- Made transition from running back to wide receiver prior to the 2020 season.
- Recorded the team's longest receptions in 2018 on a 64 yard TD grab at Colorado State.
- His 88-yard TD run against Coastal Carolina ('17) was the sixth-longest run in team history.
- Also had a 60-yard TD catch vs. CC to be first Hog since 2012 with two TDs of 60+ yards.
- Consensus four-star prospect out of high school.

### CAREER STATS

	GP/GS	RECEIVING					RUSHING				
		REC	YDS	AVG	TD	LNG	ATT	YDS	AVG	TD	LNG
2016	8/0	0	0	0.0	0	0	15	88	5.9	1	30
2017	12/0	2	64	32.0	1	60	32	267	8.3	1	88
2018	4/0	4	84	12.0	1	64	10	28	2.8	0	10
2019	5/0	4	10	2.5	0	7	8	62	7.8	0	29
2020	4/0	0	0	0.0	0	0	1	-14	-14.0	0	-14
<b>TOTAL</b>	<b>32/0</b>	<b>12</b>	<b>166</b>	<b>13.8</b>	<b>2</b>	<b>64</b>	<b>65</b>	<b>448</b>	<b>6.9</b>	<b>2</b>	<b>88</b>

### GAME-BY-GAME STATS

	GP/GS	RECEIVING					RUSHING				
		REC	YDS	AVG	TD	LNG	ATT	YDS	AVG	TD	LNG
GEORGIA	1/0	0	0	0.0	0	0	1	-14	-14.0	0	0
at Mississippi St.	1/0	0	0	0.0	0	0	0	0	0.0	0	0
at Auburn	1/0	0	0	0.0	0	0	0	0	0.0	0	0
OLE MISS		---	DNP	---							
at Texas A&M		---	DNP	---							
TENNESSEE	1/0	0	0	0.0	0	0	0	0	0.0	0	0
at Florida											
LSU											
at Missouri											
ALABAMA											
<b>TOTAL</b>	<b>4/0</b>	<b>0</b>	<b>0</b>	<b>0.0</b>	<b>0</b>	<b>0</b>	<b>1</b>	<b>-14</b>	<b>-14.0</b>	<b>0</b>	<b>0</b>

### SEASON HIGHS

**Rushes**..... 1 vs. #4 Georgia (9/26/20)  
**Rushing Yards**.....  
**Rushing Touchdowns**.....  
**Long Rush**.....  
**Receptions**.....  
**Receiving Yards**.....  
**Receiving Touchdowns**.....  
**Long Reception**.....

### CAREER HIGHS

**Rushes**..... 11 at Ole Miss (10/28/17)  
**Rushing Yards**..... 119 vs. Coastal Carolina (11/4/17)  
**Rushing Touchdowns**..... 1 (2x), last vs. Coastal Carolina (11/4/17)  
**Long Rush**..... 88 vs. Coastal Carolina (11/4/17)  
**Receptions**..... 2 (2x) last vs. #23 Texas A&M (9/28/19)  
**Receiving Yards**..... 64 at Colorado State (9/8/18)  
**Receiving Touchdowns**..... 1 (2x) last at Colorado State (9/8/18)  
**Long Reception**..... 64 at Colorado State (9/8/18)



# GAME 7: FLORIDA



## JONATHAN MARSHALL

42

Defensive Line | 6-3 | 317 | R-Senior  
Shepherd, Texas | Shepherd HS



### QUICK HITS

- Most experienced returner along the D-line for 2020 with 35 career games played.
- Recorded a career-best 1.5 TFLs in the 2019 season finale against Missouri.
- Summer max at 650 lbs on squad, 365 lbs clean, 450 lbs bench, 33 inch vertical.
- Cousin Cedric Reed - Buffalo Bills, relative Cedric Hardman 9th pick overall by 49ers in 1970.
- Great all-around athlete, recorded 1,200 points and 800 rebounds in HS; also threw shot-put.

### CAREER STATS

	GP/GS	UA	A	TOT	TFL-YDS	SCK-YDS	FF	FR-YDS	INT-YDS	QBH	BRUP
2017	12/0	2	4	6	0.5-0	0.0-0	0	0-0	0-0	2	0
2018	11/0	4	10	14	0.0-0	0.0-0	0	0-0	0-0	0	0
2019	12/0	8	9	17	4.5-12	0.5-0	1	0-0	0-0	3	0
2020	6/6	13	10	23	4.0-14	1.0-7	0	0-0	0-0	1	0
<b>TOTAL</b>	<b>39/6</b>	<b>27</b>	<b>33</b>	<b>60</b>	<b>9.0-26</b>	<b>1.5-7</b>	<b>1</b>	<b>0-0</b>	<b>0-0</b>	<b>6</b>	<b>0</b>

### GAME-BY-GAME STATS

	GP/GS	UA	A	TOT	TFL-YDS	SCK-YDS	FF	FR-YDS	INT-YDS	QBH	BRUP
GEORGIA	1/1	1	1	2	0.0-0	0.0-0	0	0-0	0-0	1	0
at Mississippi St.	1/1	2	1	3	0.0-0	0.0-0	0	0-0	0-0	0	0
at Auburn	1/1	4	2	6	1.0-7	1.0-7	0	0-0	0-0	0	0
OLE MISS	1/1	3	2	5	1.0-2	0.0-0	0	0-0	0-0	0	0
at Texas A&M	1/1	3	0	3	1.0-3	0.0-0	0	0-0	0-0	0	0
TENNESSEE	1/1	0	4	4	1.0-2	0.0-0	0	0-0	0-0	0	0
at Florida											
LSU											
at Missouri											
ALABAMA											
<b>TOTAL</b>	<b>6/6</b>	<b>13</b>	<b>10</b>	<b>23</b>	<b>4.0-14</b>	<b>1.0-7</b>	<b>0</b>	<b>0-0</b>	<b>0-0</b>	<b>1</b>	<b>0</b>

### SEASON HIGHS

Tackles ..... 6 at #13 Auburn (10/10/20)  
Tackles For Loss ..... 1.0 (4x) vs. Tennessee (11/7/20)  
Sacks ..... 1.0 at #13 Auburn (10/10/20)  
Interceptions .....  
Interception Return Yards .....  
QB Hurries ..... 1 vs. #4 Georgia (9/26/20)  
Pass Breakups .....  
Forced Fumbles .....

### CAREER HIGHS

Tackles ..... 6 at #13 Auburn (10/10/20)  
Tackles For Loss ..... 1.5 vs. Missouri (11/29/19)  
Sacks ..... 1.0 at #13 Auburn (10/10/20)  
Interceptions ..... None  
Interception Return Yards ..... None  
QB Hurries ..... 2 vs. Florida A&M (8/31/17)  
Pass Breakups ..... None  
Forced Fumbles ..... 1 at Kentucky (10/12/19)



## ERIC GREGORY

50

Defensive Line | 6-4 | 283 | R-Freshman  
Memphis, Tenn. | IMG Academy

### QUICK HITS

- Had first career INT against Tennessee, first Razorback D-lineman to make a pick since JaMichael Winston in 2013 against Louisiana.
- Recorded at least 0.5 sacks in two consecutive games at Auburn and Mississippi State.
- Last season appeared in two games and made tackles against Auburn and Mississippi State.
- A consensus four-star prospect, ranked the No. 32 strongside defensive end by Rivals.
- Chose Arkansas over Auburn, LSU, Tennessee, Mississippi State, South Carolina and others.

### CAREER STATS

	GP/GS	UA	A	TOT	TFL-YDS	SCK-YDS	FF	FR-YDS	INT-YDS	QBH	BRUP
2019	2/0	1	3	4	0.0-0	0.0-0	0	0-0	0-0	0	0
2020	6/4	8	10	18	2.0-12	1.0-8	0	0-0	1-0	1	0
<b>TOTAL</b>	<b>8/4</b>	<b>9</b>	<b>13</b>	<b>22</b>	<b>2.0-12</b>	<b>1.0-8</b>	<b>0</b>	<b>0-0</b>	<b>1-0</b>	<b>1</b>	<b>0</b>

### GAME-BY-GAME STATS

	GP/GS	UA	A	TOT	TFL-YDS	SCK-YDS	FF	FR-YDS	INT-YDS	QBH	BRUP
GEORGIA	1/0	0	3	3	0.0-0	0.0-0	0	0-0	0-0	1	0
at Mississippi St.	1/1	1	2	3	1.0-8	1.0-8	0	0-0	0-0	0	0
at Auburn	1/1	4	2	6	0.5-3	0.5-3	0	0-0	0-0	0	0
OLE MISS	1/1	1	0	1	0.0-0	0.0-0	0	0-0	0-0	0	0
at Texas A&M	1/0	0	0	0	0.0-0	0.0-0	0	0-0	0-0	0	0
TENNESSEE	1/1	2	3	5	0.5-1	0.0-0	0	0-0	1-0	0	0
at Florida											
LSU											
at Missouri											
ALABAMA											
<b>TOTAL</b>	<b>6/4</b>	<b>8</b>	<b>10</b>	<b>18</b>	<b>2.0-12</b>	<b>1.5-11</b>	<b>0</b>	<b>0-0</b>	<b>1-0</b>	<b>1</b>	<b>0</b>

### SEASON HIGHS

Tackles ..... 6 at #13 Auburn (10/10/20)  
Double-Figure Tackle Games .....  
Tackles For Loss ..... 1.0 at #16 Mississippi State (10/3/20)  
Sacks ..... 1.0 at #16 Mississippi State (10/3/20)  
Interceptions ..... 1 vs. Tennessee (11/7/20)  
Interception Return Yards .....  
QB Hurries ..... 1 vs. #4 Georgia (9/26/20)  
Pass Breakups .....  
Forced Fumbles .....

### CAREER HIGHS

Tackles ..... 6 at #13 Auburn (10/10/20)  
Double-Figure Tackle Games .....  
Tackles For Loss ..... 1.0 at #16 Mississippi State (10/3/20)  
Sacks ..... 1.0 at #16 Mississippi State (10/3/20)  
Interceptions ..... 1 vs. Tennessee (11/7/20)  
Interception Return Yards .....  
QB Hurries ..... 1 vs. #4 Georgia (9/26/20)  
Pass Breakups .....  
Forced Fumbles .....



## ZACH WILLIAMS

56

**Defensive Line | 6-4 | 246 | Sophomore**  
Little Rock, Ark. | Joe T. Robinson HS

### QUICK HITS

- 1.5 tackles for loss vs. Georgia is tied for the Razorback single-game high this year with Dorian Gerald.
- Four-star prospect rated the No. 15 weakside defensive end in the country by 247Sports.
- Chose Arkansas over Alabama, Florida, Georgia, Tennessee, Cal, Texas and others.
- Son of former Arkansas linebacker Rickey Williams (1984-87)

### CAREER STATS

	GP/GS	UA	A	TOT	TFL-YDS	SCK-YDS	FF	FR-YDS	INT-YDS	QBH	BRUP
2019	9/0	6	6	12	0.0-0	0.0-0	0	0-0	0-0	0	0
2020	6/4	8	12	20	1.5-9	1.0-8	0	0-0	0-0	0	0
<b>TOTAL</b>	<b>15/4</b>	<b>14</b>	<b>18</b>	<b>32</b>	<b>1.5-9</b>	<b>1.0-8</b>	<b>0</b>	<b>0-0</b>	<b>0-0</b>	<b>0</b>	<b>0</b>

### GAME-BY-GAME STATS

	GP/GS	UA	A	TOT	TFL-YDS	SCK-YDS	FF	FR-YDS	INT-YDS	QBH	BRUP
GEORGIA	1/0	3	4	7	1.5-9	1.0-8	0	0-0	0-0	0	0
at Mississippi St.	1/1	2	4	6	0.0-0	0.0-0	0	0-0	0-0	0	0
at Auburn	1/1	2	2	4	0.0-0	0.0-0	0	0-0	0-0	0	0
OLE MISS	1/1	1	1	2	0.0-0	0.0-0	0	0-0	0-0	0	0
at Texas A&M	1/0	0	0	0	0.0-0	0.0-0	0	0-0	0-0	0	0
TENNESSEE	1/1	0	1	1	0.0-0	0.0-0	0	0-0	0-0	0	0
at Florida											
LSU											
at Missouri											
ALABAMA											
<b>TOTAL</b>	<b>6/4</b>	<b>8</b>	<b>12</b>	<b>20</b>	<b>1.5-9</b>	<b>1.0-8</b>	<b>0</b>	<b>0-0</b>	<b>0-0</b>	<b>0</b>	<b>0</b>

### SEASON HIGHS

Tackles	7 vs. #4 Georgia (9/26/20)
Double-Figure Tackle Games	
Tackles For Loss	1.5 vs. #4 Georgia (9/26/20)
Sacks	1.0 vs. #4 Georgia (9/26/20)
Interceptions	
Interception Return Yards	
QB Hurries	
Pass Breakups	
Forced Fumbles	

### CAREER HIGHS

Tackles	7 vs. #4 Georgia (9/26/20)
Double-Figure Tackle Games	
Tackles For Loss	1.5 vs. #4 Georgia (9/26/20)
Sacks	1.0 vs. #4 Georgia (9/26/20)
Interceptions	
Interception Return Yards	
QB Hurries	
Pass Breakups	
Forced Fumbles	



## HUDSON HENRY

82

**Tight End | 6-5 | 249 | R-Freshman**  
Little Rock, Ark. | Pulaski Academy

### QUICK HITS

- Hauled in a career-best six passes for a career-high 33 yards at Texas A&M.
- Earned his first career start in win over Ole Miss.
- Scored first career TD on a 12-yard reception in the upset win at No. 16 Mississippi State.
- Four star prospect, ranked the No. 1 tight end in the country by ESPN.
- Comes from a family of Razorbacks - dad Mark was an All-Southwest Conference offensive lineman (1988-91), brother Hunter was an all-american tight end (2013-15) and is currently in the NFL, brother Hayden is currently a linebacker on the team.

### CAREER STATS

	GP/GS	RECEIVING					RUSHING				
		REC	YDS	AVG	TD	LNG	ATT	YDS	AVG	TD	LNG
2019	3/0	3	15	5.0	0	14	0	0	0	0	0
2020	5/3	15	91	6.1	1	13	0	0	0	0	0
<b>TOTAL</b>	<b>8/3</b>	<b>18</b>	<b>106</b>	<b>5.9</b>	<b>1</b>	<b>14</b>	<b>0</b>	<b>0</b>	<b>0</b>	<b>0</b>	<b>0</b>

### GAME-BY-GAME STATS

	GP/GS	REC	YDS	AVG	TD	LNG	ATT	YDS	AVG	TD	LNG
GEORGIA	1/0	0	0	0	0	0	0	0	0	0	0
at Mississippi St.	1/0	4	20	5.0	1	12	0	0	0	0	0
at Auburn											
OLE MISS	1/1	2	22	11.0	0	13	0	0	0	0	0
at Texas A&M	1/1	6	33	5.5	0	9	0	0	0	0	0
TENNESSEE	1/1	3	16	5.3	0	9	0	0	0	0	0
at Florida											
LSU											
at Missouri											
ALABAMA											
<b>TOTAL</b>	<b>5/3</b>	<b>15</b>	<b>91</b>	<b>6.1</b>	<b>1</b>	<b>13</b>	<b>0</b>	<b>0</b>	<b>0.0</b>	<b>0</b>	<b>0</b>

### SEASON HIGHS

Receptions	6 at #8 Texas A&M (10/31/20)
Receiving Yards	33 at #8 Texas A&M (10/31/20)
Receiving Touchdowns	1 at #16 Mississippi State (10/3/20)
Long Reception	13 vs. Ole Miss (10/17/20)

### CAREER HIGHS

Receptions	6 at #8 Texas A&M (10/31/20)
Receiving Yards	33 at #8 Texas A&M (10/31/20)
Receiving Touchdowns	1 at #16 Mississippi State (10/3/20)
Long Reception	17 at #1 LSU (11/23/19)

# GAME 7: FLORIDA



## ISAIAH NICHOLS

93

Defensive Line | 6-3 | 281 | R-Sophomore  
Springdale, Ark. | Springdale HS

### QUICK HITS

- Recorded 1.0 TFL and 0.5 SKs in the 2019 season finale against Missouri.
- Had three multi-tackle games including a career-best four stops vs. Colorado State.
- Consensus three-star prospect out of high school.
- Recorded 43 tackles for loss his final two seasons in high school.
- Finalist for Hooten's Class 7A/6A Defensive Player of the Year.

### CAREER STATS

	GP/GS	UA	A	TOT	TFL-YDS	SCK-YDS	FF	FR-YDS	INT-YDS	QBH	BRUP
2018	3/0	1	0	1	0.0-0	0.0-0	0	0-0	0-0	0	0
2019	12/0	7	10	17	1.0-3	0.5-1	0	0-0	0-0	0	0
2020	6/4	2	10	12	0.5-1	0.5-1	0	0-0	0-0	1	0
<b>TOTAL</b>	<b>21/4</b>	<b>10</b>	<b>20</b>	<b>30</b>	<b>1.5-4</b>	<b>1.0-2</b>	<b>0</b>	<b>0-0</b>	<b>0-0</b>	<b>1</b>	<b>0</b>

### GAME-BY-GAME STATS

	GP/GS	UA	A	TOT	TFL-YDS	SCK-YDS	FF	FR-YDS	INT-YDS	QBH	BRUP
GEORGIA	1/1	0	3	3	0.0-0	0.0-0	0	0-0	0-0	0	1
at Mississippi St.	1/0	0	1	1	0.0-0	0.0-0	0	0-0	0-0	0	0
at Auburn	1/1	1	2	3	0.5-1	0.5-1	0	0-0	0-0	0	0
OLE MISS	1/0	0	0	0	0.0-0	0.0-0	0	0-0	0-0	0	0
at Texas A&M	1/1	0	2	2	0.0-0	0.0-0	0	0-0	0-0	0	0
TENNESSEE	1/1	1	2	3	0.0-0	0.0-0	0	0-0	0-0	0	0
at Florida											
LSU											
at Missouri											
ALABAMA											
<b>TOTAL</b>	<b>6/4</b>	<b>2</b>	<b>10</b>	<b>12</b>	<b>0.5-1</b>	<b>0.5-1</b>	<b>0</b>	<b>0-0</b>	<b>0-0</b>	<b>1</b>	<b>0</b>

### SEASON HIGHS

Tackles ..... 3 vs. #4 Georgia (9/26/20)  
Tackles For Loss .....  
Sacks .....  
Interceptions .....  
Interception Return Yards .....  
QB Hurries ..... 1 vs. #4 Georgia (9/26/20)  
Pass Breakups .....  
Forced Fumbles .....

### CAREER HIGHS

Tackles ..... 4 vs. Colorado State (9/14/19)  
Tackles For Loss ..... 0.5 (2x) last vs. Missouri (11/29/19)  
Sacks ..... 0.5 vs. Missouri (11/29/19)  
Interceptions ..... None  
Interception Return Yards ..... None  
QB Hurries ..... None  
Pass Breakups ..... None  
Forced Fumbles ..... None



## XAVIER KELLY

97

Defensive Line | 6-5 | 311 | R-Senior  
Wichita, Kan. | Clemson



### QUICK HITS

- Made his first career start at Texas A&M.
- Member of two National Championship teams and four ACC Championship team at Clemson.
- Recorded first career sack in 2017 against Wake Forest.
- While at Clemson completed microinternships at Adobe and WH Trucking.
- Graduated from Clemson in December 2019 with a degree in sports communication.

### CAREER STATS

	GP/GS	UA	A	TOT	TFL-YDS	SCK-YDS	FF	FR-YDS	INT-YDS	QBH	BRUP
2017	8/0	5	4	9	1.0-2	1.0-2	0	0-0	0-0	3	0
2018	11/0	5	3	8	1.0-12	1.0-12	1	0-0	0-0	1	0
2019	10/0	4	2	6	0.0-0	0.5-0	0	1-0	0-0	3	0
2020	6/1	1	5	6	1.0-2	1.0-2	0	0-0	0-0	1	0
<b>TOTAL</b>	<b>35/1</b>	<b>15</b>	<b>14</b>	<b>29</b>	<b>2.0-5</b>	<b>3.5-16</b>	<b>1</b>	<b>1-0</b>	<b>0-0</b>	<b>8</b>	<b>0</b>

\* 2017-19 at Clemson

### GAME-BY-GAME STATS

	GP/GS	UA	A	TOT	TFL-YDS	SCK-YDS	FF	FR-YDS	INT-YDS	QBH	BRUP
GEORGIA	1/0	0	0	0	0.0-0	0.0-0	0	0-0	0-0	0	0
at Mississippi St.	1/0	0	2	2	0.0-0	0.0-0	0	0-0	0-0	1	0
at Auburn	1/0	0	2	2	0.0-0	0.0-0	0	0-0	0-0	0	0
OLE MISS	1/0	0	0	0	0.0-0	0.0-0	0	0-0	0-0	0	0
at Texas A&M	1/1	0	1	1	0.0-0	0.0-0	0	0-0	0-0	0	0
TENNESSEE	1/0	1	0	1	1.0-2	1.0-2	0	0-0	0-0	0	0
at Florida											
LSU											
at Missouri											
ALABAMA											
<b>TOTAL</b>	<b>6/1</b>	<b>1</b>	<b>5</b>	<b>6</b>	<b>1.0-2</b>	<b>1.0-2</b>	<b>0</b>	<b>0-0</b>	<b>0-0</b>	<b>1</b>	<b>0</b>

### SEASON HIGHS

Tackles ..... 2 (2x) last at #13 Auburn (10/10/20)  
Tackles For Loss ..... 1.0 vs. Tennessee (11/7/20)  
Sacks ..... 1.0 vs. Tennessee (11/7/20)  
Interceptions .....  
Interception Return Yards .....  
QB Hurries ..... 1 at #16 Mississippi State (10/3/20)  
Pass Breakups .....  
Forced Fumbles .....

### CAREER HIGHS

Tackles ..... 5 vs. The Citadel (11/18/17)\*  
Tackles For Loss ..... 1.0 (3x) last vs. Tennessee (11/7/20)  
Sacks ..... 1.0 (3x) last vs. Tennessee (11/7/20)  
Interceptions ..... None  
Interception Return Yards ..... None  
QB Hurries ..... 3 at Syracuse (9/14/19)\*  
Pass Breakups ..... None  
Forced Fumbles ..... None

\* at Clemson



# GAME 7: FLORIDA

## GAME 1 ||| GEORGIA

#4/3 Georgia (1-0, 1-0)..... 37  
Arkansas (0-1, 0-1)..... 10

September 26, 2020 | Fayetteville, Ark.

Donald W. Reynolds Razorback Stadium | Time: 3 p.m. | Attendance: 16,500

TV: SEC Network > Dave Neal (PBP), D.J. Shockley (Analyst) & Tera Talmadge (Sideline)

### SCORING SUMMARY

	1st	2nd	3rd	4th	Final
Georgia	0	5	22	10	37
Arkansas	7	0	3	0	10

#### QTR. TEAM SCORING PLAY

1st	AR	Treyton Burks 49 yd pass from Feleipe Franks (AJ Reed kick), 7-91 2:17
2nd	UGA	TEAM safety
	UGA	Jack Podlesny 38 yd field goal, 8-59 1:00
3rd	AR	AJ Reed 25 yd field goal, 11-43 4:15
	UGA	George Pickens 19 yd pass from S. Bennett (S. Bennett rush), 6-57 2:23
	UGA	J. FitzPatrick 7 yd pass from Stetson Bennett (J. Podlesny kick), 4-24 1:11
	UGA	Eric Stokes 30 yd interception return (Jack Podlesny kick)
4th	UGA	Zamir White 6 yd run (Jack Podlesny kick), 13-81 5:38
	UGA	Jack Podlesny 38 yd field goal, 6-22 2:36

### TEAM STATISTICS

	GEORGIA	ARKANSAS
FIRST DOWNS.....	19	15
RUSHES-YARDS (NET).....	42-121	28-77
PASSING YDS (NET).....	266	203
Passes Att-Comp-Int.....	47-28-1	39-20-3
TOTAL OFFENSE PLAYS-YARDS.....	89-387	67-280
Fumble Returns-Yards.....	0-0	1-7
Punt Returns-Yards.....	3-57	0-0
Kickoff Returns-Yards.....	2-91	1-10
Interception Returns-Yards.....	3-68	1-0
Punts (Number-Avg).....	7-49.9	9-42.0
Fumbles-Lost.....	3-1	2-0
Penalties-Yards.....	12-108	10-53
Possession Time.....	35:46	24:14
Third-Down Conversions.....	6 of 20	3 of 14
Fourth-Down Conversions.....	2 of 3	0 of 1
Red-Zone Scores-Chances.....	3-4	1-1
Sacks By: Number-Yards.....	2-16	3-31



**WR TREYTON BURKS** hauled in his first career touchdown to give Arkansas an early lead against Georgia. Burks also recorded his first career 100-yard game with seven catches for 102 yards.

### GEORGIA

RUSHING	Att.	Gain	Lost	Net	TD	Long	Avg.
Zamir White	13	71	0	71	1	20	5.5
James Cook	7	26	0	26	0	7	3.7
Stetson Bennett	5	26	6	20	0	11	4.0
Kenny McIntosh	3	6	0	6	0	3	2.0
Kendall Milton	1	4	0	4	0	4	4.0
Daijun Edwards	1	4	0	4	0	4	4.0
D'Wan Mathis	10	34	30	4	0	9	0.4
TEAM	2	0	14	-14	0	0	-7.0

PASSING	Comp.	Att.	Yds	TD	Int	Long	Sack
Stetson Bennett	20	29	211	2	0	26	1
D'Wan Mathis	8	17	55	0	1	12	2
TEAM	0	1	0	0	0	0	0

RECEIVING	No.	Yds	TD	Long
Kearis Jackson	6	62	0	16
George Pickens	4	47	1	19
D. Robertson	4	29	0	19
Matt Landers	2	27	0	23
J. FitzPatrick	2	19	1	12
Rosemy Jacksaint	2	12	0	6
James Cook	2	10	0	5
Zamir White	2	9	0	9
D. Washington	1	26	0	26
Jermaine Burton	1	13	0	13
Brett Seither	1	12	0	12
Kenny McIntosh	1	0	0	0

PUNTING	No.	Yds	Avg.	Long	I20	50+	TB
Jake Camarda	7	349	49.9	63	5	4	1

FIELD GOALS	Made	Att.	Long	Kicks
Jack Podlesny	2	2	38	38,38

### ARKANSAS

RUSHING	Att.	Gain	Lost	Net	TD	Long	Avg.
Trelon Smith	6	38	0	38	0	11	6.3
Rakeem Boyd	11	22	1	21	0	5	1.9
KJ Jefferson	4	27	11	16	0	19	4.0
Feleipe Franks	5	18	5	13	0	7	2.6
Treyton Burks	1	3	0	3	0	3	3.0
TJ Hammonds	1	0	14	-14	0	0	-14.0

PASSING	Comp.	Att.	Yds	TD	Int	Long	Sack
Feleipe Franks	19	36	200	1	2	49	1
KJ Jefferson	1	2	3	0	0	3	1
Treyton Burks	0	1	0	0	1	0	0

RECEIVING	No.	Yds	TD	Long
Treyton Burks	7	102	1	49
Rakeem Boyd	4	8	0	6
Mike Woods	3	40	0	15
Trelon Smith	3	13	0	6
DeVion Warren	1	28	0	28
Blake Kern	1	9	0	9
Trey Knox	1	3	0	3

PUNTING	No.	Yds	Avg.	Long	I20	50+	TB
Sam Loy	3	121	40.3	44	0	0	0
George Caratan	5	248	49.6	57	0	3	1
TEAM	1	9	9.0	9	0	0	0

FIELD GOALS	Made	Att.	Long	Kicks
A.J. Reed	1	1	25	25

# GAME 2 ||| at MISSISSIPPI STATE

Arkansas (1-1, 1-1) ..... 21  
#16/14 Mississippi State (1-1, 1-1) ..... 14

October 3, 2020 | Starkville, Miss.

Davis Wade Stadium | Time: 6:30 p.m. | Attendance: 13,564

TV: SEC Network Alt > Roy Philpott (PBP), Kelly Stouffer (Analyst) & Tera Talmadge (Sideline)

## SCORING SUMMARY

	1st	2nd	3rd	4th	Final
Arkansas	7	7	7	0	21
Mississippi State	7	0	7	0	14

### QTR. TEAM SCORING PLAY

1st	AR	Greg Brooks Jr 69 yd interception return (AJ Reed kick)
	MS	JaVonta Payton 17 yd pass from K.J. Costello (B. Ruiz kick), 15-75 7:45
2nd	AR	DeVion Warren 19 yd pass from Feleipe Franks (AJ Reed kick), 8-69 2:33
3rd	AR	Hudson Henry 12 yd pass from Feleipe Franks (AJ Reed kick), 11-75 3:39
	MS	Dillon Johnson 6 yd run (Brandon Ruiz kick), 14-76 7:21

## TEAM STATISTICS

	ARKANSAS	MISSISSIPPI STATE
FIRST DOWNS	17	24
RUSHES-YARDS (NET)	37-63	24-87
PASSING YDS (NET)	212	313
Passes Att-Comp-Int.	28-20-0	60-43-3
TOTAL OFFENSE PLAYS-YARDS	65-275	84-400
Fumble Returns-Yards	0-0	0-0
Punt Returns-Yards	1-1	3-21
Kickoff Returns-Yards	0-0	2-49
Interception Returns-Yards	3-95	0-0
Punts (Number-Avg)	8-42.2	5-42.6
Fumbles-Lost	2-2	1-1
Penalties-Yards	5-40	4-25
Possession Time	23:40	36:20
Third-Down Conversions	5 of 14	6 of 17
Fourth-Down Conversions	0 of 1	4 of 6
Red-Zone Scores-Chances	2-3	2-4
Sacks By: Number-Yards	1-11	3-13



**LB BUMPER POOL** led an incredible defensive effort at No. 16 Mississippi State with a career-best 20 tackles. Pool's 20 stops were the most by a Razorback since Jerry Franklin at Mississippi State in 2010.

## ARKANSAS

RUSHING	Att.	Gain	Lost	Net	TD	Long	Avg.
Trelon Smith	14	50	2	48	0	11	3.4
Rakeem Boyd	8	28	0	28	0	5	3.5
Feleipe Franks	8	21	13	8	0	9	1.0
KJ Jefferson	2	1	1	0	0	1	0.0
DeVion Warren	2	3	9	-6	0	3	-3.0
TEAM	3	0	15	-15	0	0	-5.0

PASSING	Comp.	Att.	Yds	TD	Int	Long	Sack
Feleipe Franks	20	28	212	2	0	52	3

RECEIVING	No.	Yds	TD	Long
Trelon Smith	5	22	0	10
DeVion Warren	4	100	1	52
Hudson Henry	4	20	1	12
Trey Knox	3	31	0	12
Mike Woods	3	29	0	20
Treyton Burks	1	10	0	10

PUNTING	No.	Yds	Avg.	Long	I20	50+	TB
Reid Bauer	1	38	38.0	38	1	0	0
George Caratan	7	300	42.9	48	3	0	1

FIELD GOALS	Made	Att.	Long	Kicks
-------------	------	------	------	-------

## MISSISSIPPI STATE

RUSHING	Att.	Gain	Lost	Net	TD	Long	Avg.
Dillon Johnson	9	39	0	39	1	9	4.3
J. Marks	10	39	2	37	0	10	3.7
Kylin Hill	1	7	0	7	0	7	7.0
K.J. Costello	4	15	11	4	0	7	1.0

PASSING	Comp.	Att.	Yds	TD	Int	Long	Sack
K.J. Costello	43	59	313	1	3	34	1
TEAM	0	1	0	0	0	0	0

RECEIVING	No.	Yds	TD	Long
J. Marks	10	50	0	13
Dillon Johnson	8	35	0	10
Jaden Walley	6	56	0	16
Osirus Mitchell	5	61	0	34
Malik Heath	5	27	0	12
Cameron Gardner	3	32	0	12
Tyrell Shavers	3	21	0	11
JaVonta Payton	2	23	1	17
Garrett Shrader	1	8	0	8

PUNTING	No.	Yds	Avg.	Long	I20	50+	TB
Tucker Day	4	162	40.5	49	1	0	0
Reed Bowman	1	51	51.0	51	0	1	0

FIELD GOALS	Made	Att.	Long	Kicks
-------------	------	------	------	-------

Arkansas (1-2, 1-2)..... 28  
 #13/13 Auburn (2-1, 2-1)..... 30

October 10, 2020 | Auburn, Ala.

Jordan-Hare Stadium | Time: 3 p.m. | Attendance: 17,490

TV: ESPN > Taylor Zazour (PBP), Matt Stinchcomb (Analyst) & Lauren Sisler (Sideline)

### SCORING SUMMARY

	1st	2nd	3rd	4th	Final
Arkansas	0	12	6	10	28
Auburn	10	10	0	10	30

#### QTR. TEAM SCORING PLAY

1st	AU	Barton Lester 0 yd blocked punt return (Anders Carlson kick)
	AU	Anders Carlson 47 yd field goal, 5-47 2:34
2nd	AU	Bo Nix 15 yd run (Anders Carlson kick), 10-80 4:49
	AR	Mike Woods 4 yd pass from F. Franks (TEAM kick failed), 8-65 2:58
	AR	DeVion Warren 7 yd pass from F. Franks (F. Franks pass failed), 6-75 2:00
	AU	Anders Carlson 25 yd field goal, 6-57 1:37
3rd	AR	Trelon Smith 5 yd pass from F. Franks (F. Franks pass failed), 13-85 5:30
4th	AU	A. Schwartz 17 yd pass from B. Nix (Anders Carlson kick), 9-64 4:12
	AR	AJ Reed 23 yd field goal, 10-70 3:14
	AR	DeVion Warren 30 yd pass from F. Franks (AJ Reed kick), 10-70 4:50
	AU	Anders Carlson 39 yd field goal, 7-23 1:59

### TEAM STATISTICS

	ARKANSAS	AUBURN
FIRST DOWNS.....	22	24
RUSHES-YARDS (NET).....	42-119	41-259
PASSING YDS (NET).....	318	187
Passes Att-Comp-Int.....	30-22-0	29-18-0
TOTAL OFFENSE PLAYS-YARDS.....	72-437	70-446
Fumble Returns-Yards.....	0-0	0-0
Punt Returns-Yards.....	0-0	4-34
Kickoff Returns-Yards.....	0-0	4-106
Interception Returns-Yards.....	0-0	0-0
Punts (Number-Avg).....	6-35.3	5-37.4
Fumbles-Lost.....	0-0	1-0
Penalties-Yards.....	6-26	7-52
Possession Time.....	27:42	32:18
Third-Down Conversions.....	6 of 15	6 of 15
Fourth-Down Conversions.....	1 of 1	0 of 0
Red-Zone Scores-Chances.....	4-4	4-5
Sacks By: Number-Yards.....	3-16	3-10



**QB FELEIPE FRANKS** passed for 318 yards and became the first Arkansas quarterback since Brandon Allen in 2015 to throw four touchdowns, including two to DeVion Warren.

### ARKANSAS

RUSHING	Att.	Gain	Lost	Net	TD	Long	Avg.
Trelon Smith	21	87	6	81	0	15	3.9
Feleipe Franks	15	38	10	28	0	9	1.9
AMontae Spivey	4	13	2	11	0	5	2.8
Malik Hornsby	2	1	2	-1	0	1	-0.5

PASSING	Comp.	Att.	Yds	TD	Int	Long	Sack
Feleipe Franks	22	30	318	4	0	44	3

RECEIVING	No.	Yds	TD	Long
Mike Woods	6	81	1	19
Trelon Smith	6	78	1	25
DeVion Warren	5	95	2	44
Blake Kern	4	59	0	35
Tyson Morris	1	6	0	6
Trey Knox	0	-1	0	0

PUNTING	No.	Yds	Avg.	Long	I20	50+	TB
Reid Bauer	1	33	33.0	33	0	0	0
George Caratan	4	179	44.8	51	1	1	0
TEAM	1	0	0.0	0	0	0	0

FIELD GOALS	Made	Att.	Long	Kicks
A.J. Reed	1	1	23	23

### AUBURN

RUSHING	Att.	Gain	Lost	Net	TD	Long	Avg.
Tank Bigsby	20	148	2	146	0	26	7.3
D.J. Williams	8	71	0	71	0	41	8.9
Bo Nix	10	48	18	30	1	17	3.0
J.J. Pegues	2	12	0	12	0	11	6.0
A. Schwartz	1	0	0	0	0	0	0.0

PASSING	Comp.	Att.	Yds	TD	Int	Long	Sack
Bo Nix	17	28	187	1	0	32	3
J.J. Pegues	1	1	0	0	0	0	0

RECEIVING	No.	Yds	TD	Long
A. Schwartz	10	100	1	25
Tank Bigsby	4	16	0	8
Seth Williams	3	70	0	32
D.J. Williams	1	1	0	1

PUNTING	No.	Yds	Avg.	Long	I20	50+	TB
Aidan Marshall	4	167	41.8	48	3	0	0
Bo Nix	1	20	20.0	20	0	0	0

FIELD GOALS	Made	Att.	Long	Kicks
Anders Carlson	3	4	47	47,25,34x,39



Ole Miss (1-3, 1-3).....21  
Arkansas (2-2, 2-2) ..... 33

### SCORING SUMMARY

	1st	2nd	3rd	4th	Final
Ole Miss	0	0	7	14	21
Arkansas	7	13	0	13	33

#### QTR. TEAM SCORING PLAY

1st	AR	Rakeem Boyd 1 yd run (AJ Reed kick), 11-95 4:11
2nd	AR	AJ Reed 23 yd field goal, 7-42 2:25
	AR	Jalen Catalon 35 yd interception return (AJ Reed kick)
	AR	AJ Reed 32 yd field goal, 12-50 3:21
3rd	OM	Elijah Moore 7 yd pass from Matt Corral (Luke Logan kick), 10-56 4:07
4th	OM	Jonathan Mingo 21 yd pass from M. Corral (Luke Logan kick), 8-66 2:34
	AR	Treyton Burks 7 yd pass from F. Franks (F. Franks rush failed), 11-70 4:30
	OM	Jerrion Ealy 1 yd run (Luke Logan kick), 7-73 2:06
	AR	Grant Morgan 23 yd interception return (AJ Reed kick)

### TEAM STATISTICS

	OLE MISS	ARKANSAS
FIRST DOWNS.....	23	24
RUSHES-YARDS (NET).....	53-242	48-150
PASSING YDS (NET).....	200	244
Passes Att-Comp-Int.....	38-20-6	34-21-1
TOTAL OFFENSE PLAYS-YARDS.....	91-442	82-394
Fumble Returns-Yards.....	0-0	0-0
Punt Returns-Yards.....	1-8	0-0
Kickoff Returns-Yards.....	2-37	0-0
Interception Returns-Yards.....	1-0	6-86
Punts (Number-Avg).....	3-40.7	7-46.9
Fumbles-Lost.....	1-1	1-1
Penalties-Yards.....	6-35	3-15
Possession Time.....	29:31	30:29
Third-Down Conversions.....	4 of 16	6 of 17
Fourth-Down Conversions.....	5 of 9	1 of 1
Red-Zone Scores-Chances.....	2-5	4-5
Sacks By: Number-Yards.....	3-11	2-14



**LB GRANT MORGAN** had a career day with career-best 19 tackles, 3.0 tackles for loss, sack and pick-six on his way to earning the Crip Hall Award for the outstanding senior on Homecoming in the Razorbacks' win.

October 17, 2020 | Fayetteville, Ark.

Donald W. Reynolds Razorback Stadium | Time: 2:30 p.m. | Attendance: 16,500

TV: SECN > Dave Flemming (PBP), Rod Gilmore (Analyst) & Tera Talmadge (Sideline)

#### OLE MISS

RUSHING	Att.	Gain	Lost	Net	TD	Long	Avg.
Jerrion Ealy	23	113	1	112	1	15	4.9
MoMo Sanogo	1	47	0	47	0	47	47.0
Snoop Conner	15	46	6	40	0	13	2.7
Matt Corral	12	47	18	29	0	9	2.4
Elijah Moore	1	8	0	8	0	8	8.0
Tylan Knight	1	6	0	6	0	6	6.0

PASSING	Comp.	Att.	Yds	TD	Int	Long	Sack
Matt Corral	20	38	200	2	6	34	2

RECEIVING	No.	Yds	TD	Long
Elijah Moore	11	113	1	34
Snoop Conner	3	9	0	13
Jonathan Mingo	2	31	1	21
Jerrion Ealy	2	10	0	14
Braylon Sanders	1	23	0	23
D. Drummond	1	14	0	14

PUNTING	No.	Yds	Avg.	Long	I20	50+	TB
Mac Brown	3	122	40.7	48	1	0	0

FIELD GOALS	Made	Att.	Long	Kicks
-------------	------	------	------	-------

#### ARKANSAS

RUSHING	Att.	Gain	Lost	Net	TD	Long	Avg.
Trelon Smith	15	61	7	54	0	15	3.6
Treyton Burks	4	46	0	46	0	18	11.5
Rakeem Boyd	14	40	1	39	1	8	2.8
Felipe Franks	14	36	20	16	0	14	1.1
TEAM	1	0	5	-5	0	0	-5.0

PASSING	Comp.	Att.	Yds	TD	Int	Long	Sack
Felipe Franks	21	34	244	1	1	55	3

RECEIVING	No.	Yds	TD	Long
Treyton Burks	11	137	1	55
Mike Woods	2	35	0	18
Tyson Morris	2	32	0	17
Hudson Henry	2	22	0	13
Rakeem Boyd	2	7	0	5
DeVion Warren	1	8	0	8
Blake Kern	1	3	0	3

PUNTING	No.	Yds	Avg.	Long	I20	50+	TB
Reid Bauer	7	328	46.9	62	2	3	2

FIELD GOALS	Made	Att.	Long	Kicks
A.J. Reed	2	2	32	23,32

## GAME 5 ||| at TEXAS A&M

Arkansas (2-3, 2-3) ..... 31  
 #8/8 Texas A&M (4-1, 4-1) ..... 42

October 31, 2020 | College Station, Texas  
 Kyle Field | Time: 6:30 p.m. | Attendance: 27,114  
 TV: SECN > Taylor Zarzour (PBP), Matt Stinchcomb (Analyst) & Lauren Sisler (Sideline)

### SCORING SUMMARY

	1st	2nd	3rd	4th	Final
Arkansas	7	7	3	14	31
Texas A&M	14	14	14	0	42

#### QTR. TEAM SCORING PLAY

1st	AR	Treyton Burks 6 yd pass from Feleipe Franks (AJ Reed kick), 12-87 4:49
	TAMU	Ainias Smith 35 yd pass from Kellen Mond (Seth Small kick), 8-75 4:12
	TAMU	Ainias Smith 15 yd run (Seth Small kick), 4-58 2:22
2nd	TAMU	J Wydermyer 6 yd pass from Kellen Mond (Seth Small kick), 11-69 5:35
	AR	Tyson Morris 1 yd pass from Feleipe Franks (AJ Reed kick), 8-75 2:30
	TAMU	Isaiah Spiller 6 yd run (Seth Small kick), 7-74 3:00
3rd	AR	AJ Reed 34 yd field goal, 11-58 4:38
	TAMU	J Wydermyer 15 yd pass from Kellen Mond (Seth Small kick), 9-75 5:00
	TAMU	Devon Achane 30 yd run (Seth Small kick), 6-68 2:36
4th	AR	Treyton Burks 16 yd pass from Feleipe Franks (AJ Reed kick), 8-75 2:47
	AR	Rakeem Boyd 14 yd run (AJ Reed kick), 6-69 1:29

### TEAM STATISTICS

	ARKANSAS	TEXAS A&M
FIRST DOWNS	29	25
RUSHES-YARDS (NET)	42-222	36-182
PASSING YDS (NET)	239	260
Passes Att-Comp-Int.	32-23-0	26-21-0
TOTAL OFFENSE PLAYS-YARDS	74-461	62-442
Fumble Returns-Yards	0-0	0-0
Punt Returns-Yards	0-0	3-23
Kickoff Returns-Yards	0-0	1-20
Interception Returns-Yards	0-0	0-0
Punts (Number-Avg)	3-43.3	4-41.5
Fumbles-Lost	1-0	0-0
Penalties-Yards	5-51	9-100
Possession Time	27:01	32:59
Third-Down Conversions	3 of 11	7 of 11
Fourth-Down Conversions	1 of 2	0 of 0
Red-Zone Scores-Chances	5-5	4-4
Sacks By: Number-Yards	0-0	4-18



**RB RAKEEM BOYD** notched his ninth career 100-yard game as a Razorback with 100 yards on 18 carries at No. 8 Texas A&M. Boyd also scored his second touchdown of the season with a fourth quarter score.

#### ARKANSAS

RUSHING	Att.	Gain	Lost	Net	TD	Long	Avg.
Rakeem Boyd	18	104	4	100	1	16	5.6
Feleipe Franks	16	111	20	91	0	28	5.7
Trelon Smith	5	30	0	30	0	9	6.0
Treyton Burks	3	1	0	1	0	1	0.3

PASSING	Comp.	Att.	Yds	TD	Int	Long	Sack
Feleipe Franks	23	31	239	3	0	36	4
Treyton Burks	0	1	0	0	0	0	0

RECEIVING	No.	Yds	TD	Long
Treyton Burks	7	117	2	36
Hudson Henry	6	33	0	9
Mike Woods	4	35	0	12
Blake Kern	2	21	0	14
DeVion Warren	1	22	0	22
Rakeem Boyd	1	9	0	9
Tyson Morris	1	1	1	1
Trelon Smith	1	1	0	1

PUNTING	No.	Yds	Avg.	Long	I20	50+	TB
Reid Bauer	3	130	43.3	51	1	1	0

FIELD GOALS	Made	Att.	Long	Kicks
A.J. Reed	1	3	34	48x,49x,34

#### TEXAS A&M

RUSHING	Att.	Gain	Lost	Net	TD	Long	Avg.
Isaiah Spiller	21	90	8	82	1	15	3.9
Devon Achane	4	40	1	39	1	30	9.8
Kellen Mond	6	32	0	32	0	14	5.3
Ainias Smith	3	31	0	31	1	15	10.3
TEAM	2	0	2	-2	0	0	-1.0

PASSING	Comp.	Att.	Yds	TD	Int	Long	Sack
Kellen Mond	21	26	260	3	0	35	0

RECEIVING	No.	Yds	TD	Long
J Wydermyer	6	92	2	32
Ainias Smith	6	67	1	35
Hezekiah Jones	5	47	0	15
Chase Lane	3	50	0	26
Isaiah Spiller	1	4	0	4

PUNTING	No.	Yds	Avg.	Long	I20	50+	TB
N Constantinou	4	166	41.5	43	1	0	0

FIELD GOALS	Made	Att.	Long	Kicks
-------------	------	------	------	-------

# GAME 6 || TENNESSEE

Tennessee (2-4, 2-4) ..... 13  
Arkansas (3-3, 3-3) ..... 24

November 7, 2020 | Fayetteville, Ark.

Donald W. Reynolds Razorback Stadium | Time: 6:30 p.m. | Attendance: 16,500

TV: SECN > Tom Hart (PBP), Jordan Rodgers (Analyst) & Cole Cubelic (Sideline)

## SCORING SUMMARY

	1st	2nd	3rd	4th	Final
Tennessee	3	1	0	0	13
Arkansas	0	0	24	0	24

### QTR. TEAM SCORING PLAY

1st	UT	Cimaglia, B. 50 yd field goal, 12-42 5:35
2nd	UT	Gray, E. 1 yd run (Cimaglia, B. kick), 16-81 8:29
	UT	Cimaglia, B. 48 yd field goal, 8-49 3:53
3rd	AR	Mike Woods 1 yd pass from Feleipe Franks (AJ Reed kick), 17-75 5:14
	AR	Blake Kern 6 yd pass from Feleipe Franks (AJ Reed kick), 3-67 1:00
	AR	Treyton Burks 59 yd pass from Feleipe Franks (AJ Reed kick), 2-81 0:29
	AR	AJ Reed 48 yd field goal, 7-49 3:04

## TEAM STATISTICS

	TENNESSEE	ARKANSAS
FIRST DOWNS	19	21
RUSHES-YARDS (NET)	50-185	45-198
PASSING YDS (NET)	107	215
Passes Att-Comp-Int.	21-11-2	25-18-0
TOTAL OFFENSE PLAYS-YARDS	71-292	70-413
Fumble Returns-Yards	0-0	0-0
Punt Returns-Yards	1-1	1-4
Kickoff Returns-Yards	0-0	1-26
Interception Returns-Yards	0-0	2-0
Punts (Number-Avg)	6-45.7	6-37.5
Fumbles-Lost	1-0	4-0
Penalties-Yards	3-30	2-20
Possession Time	32:59	27:01
Third-Down Conversions	5 of 15	9 of 17
Fourth-Down Conversions	0 of 1	0 of 0
Red-Zone Scores-Chances	1-2	2-3
Sacks By: Number-Yards	4-28	2-3



**SAFETY JALEN CATALON** was all over the place in the win over Tennessee with 12 tackles, a forced fumble and his second interception of the season.

## TENNESSEE

RUSHING	Att.	Gain	Lost	Net	TD	Long	Avg.
Gray, E.	31	128	5	123	1	11	4.0
Guarantano, J.	5	33	2	31	0	20	6.2
Small, J.	8	20	2	18	0	7	2.2
Bailey, H.	2	7	0	7	0	5	3.5
Jones Jr., V.	1	3	0	3	0	3	3.0
Maurer, B.	2	4	1	3	0	4	1.5
Chandler, T.	1	0	0	0	0	0	0.0

PASSING	Comp.	Att.	Yds	TD	Int	Long	Sack
Bailey, H.	6	9	65	0	2	24	0
Guarantano, J.	5	8	42	0	0	18	1
Maurer, B.	0	4	0	0	0	0	1

RECEIVING	No.	Yds	TD	Long
Gray, E.	3	27	0	9
Palmer, J.	2	28	0	18
Small, J.	2	14	0	9
Hyatt, J.	2	7	0	7
Johnson, B.	1	24	0	24
Keyton, R.	1	7	0	7

PUNTING	No.	Yds	Avg.	Long	I20	50+	TB
Brooks, P.	6	274	45.7	54	1	3	0

FIELD GOALS	Made	Att.	Long	Kicks
Cimaglia, B.	2	2	50	50, 48

## ARKANSAS

RUSHING	Att.	Gain	Lost	Net	TD	Long	Avg.
Trelon Smith	9	72	0	72	0	23	8.0
Rakeem Boyd	19	69	4	65	0	7	3.4
DeVion Warren	2	41	0	41	0	22	20.5
Feleipe Franks	14	50	32	18	0	24	1.3
Treyton Burks	1	2	0	2	0	2	2.0

PASSING	Comp.	Att.	Yds	TD	Int	Long	Sack
Feleipe Franks	18	24	215	3	0	59	4
DeVion Warren	0	1	0	0	0	0	0

RECEIVING	No.	Yds	TD	Long
Treyton Burks	5	95	1	59
Mike Woods	3	64	1	56
Blake Kern	3	40	1	24
Hudson Henry	3	16	0	9
Trelon Smith	2	-7	0	3
DeVion Warren	1	8	0	8
Rakeem Boyd	1	-1	0	0

PUNTING	No.	Yds	Avg.	Long	I20	50+	TB
Reid Bauer	4	170	42.5	51	1	1	1
Sam Loy	2	55	27.5	30	1	0	0

FIELD GOALS	Made	Att.	Long	Kicks
AJ Reed	1	2	48	21x, 48



# GAME 7: FLORIDA

## TEAM STATISTICS

Team Statistics	AR	OPP
SCORING	147	157
Points Per Game	24.5	26.2
Points Off Turnovers	34	14
FIRST DOWNS	128	134
Rushing	50	60
Passing	66	67
Penalty	12	7
RUSHING YARDAGE	829	1076
Yards gained rushing	1013	1205
Yards lost rushing	184	129
Rushing Attempts	242	246
Average Per Rush	3.4	4.4
Average Per Game	138.2	179.3
TDs Rushing	2	8
PASSING YARDAGE	1431	1333
Comp-Att-Int	124-188-4	141-221-12
Average Per Pass	7.6	6.0
Average Per Catch	11.5	9.5
Average Per Game	238.5	222.2
TDs Passing	14	9
TOTAL OFFENSE	2260	2409
Total Plays	430	467
Average Per Play	5.3	5.2
Average Per Game	376.7	401.5
KICK RETURNS: #-Yards	2-36	11-303
PUNT RETURNS: #-Yards	2-3	15-144
INT RETURNS: #-Yards	12-181	4-68
KICK RETURN AVERAGE	18.0	27.5
PUNT RETURN AVERAGE	1.5	9.6
INT RETURN AVERAGE	15.1	17.0
FUMBLES-LOST	10-3	7-3
PENALTIES-Yards	31-205	41-350
Average Per Game	34.2	58.3
PUNTS-Yards	39-1611	30-1311
Average Per Punt	41.3	43.7
Net punt average	35.1	42.9
KICKOFFS-Yards	31-1972	31-1970
Average Per Kick	63.6	63.5
Net kick average	40.1	41.4
TIME OF POSSESSION/Game	26:41	33:19
3RD-DOWN Conversions	32/88	34/94
3rd-Down Pct	36%	36%
4TH-DOWN Conversions	3/6	11/19
4th-Down Pct	50%	58%
SACKS BY-Yards	11-75	19-96
MISC YARDS	0	0
TOUCHDOWNS SCORED	19	19
FIELD GOALS-ATTEMPTS	6-9	7-8
ON-SIDE KICKS	0-1	0-0
RED-ZONE SCORES	(18-21) 86%	(16-24) 67%
RED-ZONE TOUCHDOWNS	(13-21) 62%	(14-24) 58%
PAT-ATTEMPTS	(15-16) 94%	(18-18) 100%
ATTENDANCE	49500	58168
Games/Avg Per Game	3/16500	3/19389
Neutral Site Games		0/0

Score by Quarters	1st	2nd	3rd	4th	OT	Total
Arkansas	28	39	43	37	0	147
Opponents	34	39	50	34	0	157

## GAME-BY-GAME LEADERS

Opponent	Rushes	Rush Yards	Catches	Receiving Yards	Tackles	Tackles-For-Loss	Sacks
Georgia	11, Rakeem Boyd	38, Trelon Smith	7, Treyton Burks	102, Treyton Burks	13, Grant Morgan	1.5, Gerald, Williams	1.5, Dorian Gerald
at Mississippi State	14, Trelon Smith	48, Trelon Smith	5, Trelon Smith	100, De'Vion Warren	20, Bumper Pool	1.0, Brown, Gregory	1.0, Eric Gregory
at Auburn	21, Trelon Smith	81, Trelon Smith	6, Mike Woods	95, De'Vion Warren	14, Jalen Catalon	1.0, Three Tied	1.0, Marshall, Henry
Ole Miss	15, Trelon Smith	54, Trelon Smith	11, Treyton Burks	137, Treyton Burks	19, Grant Morgan	3.0, Grant Morgan	1.0, Morgan, Coates
at Texas A&M	18, Rakeem Boyd	100, Rakeem Boyd	7, Treyton Burks	117, Treyton Burks	14, Bumper Pool	3.0, Bumper Pool	--
Tennessee	9, Trelon Smith	72, Trelon Smith	5, Treyton Burks	95, Treyton Burks	14, Bumper Pool	1.5, Bumper Pool	1.0, Foucha, Kelly
at Florida							
LSU							
at Missouri							
Alabama							

# GAME 7: FLORIDA

## ARKANSAS OFFENSE GAME-BY-GAME STATISTICS

		Rushing				Receiving				Passing				Kick Returns				Punt Returns				tot		
Date	Opponent	no.	yds	td	lg	no.	yds	td	lg	cmp	att	int	yds	td	lg	no.	yds	td	lg	no.	yds	td	lg	off
Sep 26	UGA	28	77	0	19	20	203	1	49	20-39-3	203	1	49	1	10	0	10	0	0	0	0	0	0	280
Oct 03	at Mississippi State	37	63	0	11	20	212	2	52	20-28-0	212	2	52	0	0	0	0	1	-1	0	0	0	0	275
Oct 10	at Auburn	42	119	0	15	22	318	4	44	22-30-0	318	4	44	0	0	0	0	0	0	0	0	0	0	437
Oct 17	OLE MISS	48	150	1	18	21	244	1	55	21-34-1	244	1	55	0	0	0	0	0	0	0	0	0	0	394
Oct 31	at Texas A&M	42	222	1	28	23	239	3	36	23-32-0	239	3	36	0	0	0	0	0	0	0	0	0	0	461
Nov 07	TENNESSEE	45	198	0	24	18	215	3	59	18-25-0	215	3	59	1	26	0	26	1	4	0	4	4	4	413
Arkansas		242	829	2	28	124	1431	14	59	124-188-4	1431	14	59	2	36	0	26	2	3	0	4			2260
		246	1076	8	47	141	1333	9	35	141-221-12	1333	9	35	11	303	0	48	15	144	1	23			2409

Games: 6 • Avg/rush: 3.4 • Avg/catch: 11.5 • Pass effic: 150.21 • KR avg: 18.0 • PR avg: 1.5 • All purpose avg/game: 413.3 • Total offense avg/gm: 376.7

## ARKANSAS DEFENSE GAME-BY-GAME STATISTICS

		Tackles				Sacks	Fumble		Pass Defense			blkd	PAT Attempts			off		
Date	Opponent	ua	a	total	tfl-yds	no-yds	ff	fr-yds	int-yds	qbh	brup	kick	kick	rush	rcv	saf	t/o	pts
Sep 26	UGA	43	38	81	4.0-33	3.0-31	1	1-7	1-0	4	6	0	1-1	0	0	0	3	10
Oct 03	at Mississippi State	43	52	95	3.0-16	1.0-11	0	1-0	3-95	1	4	0	3-3	0	0	0	7	21
Oct 10	at Auburn	45	32	77	4.0-18	3.0-16	0	0-0	0-0	0	4	0	1-2	0	0	0	0	28
Oct 17	OLE MISS	40	60	100	11.0-31	2.0-14	0	1-0	6-86	1	3	0	3-3	0	0	0	24	33
Oct 31	at Texas A&M	36	30	66	6.0-10	0.0-0	0	0-0	0-0	0	2	0	4-4	0	0	0	0	31
Nov 07	TENNESSEE	28	54	82	6.0-10	2.0-3	1	0-0	2-0	2	4	0	3-3	0	0	0	0	24
Arkansas		235	266	501	34.0-118	11.0-75	2	3-7	12-181	8	23	0	15-16	0	0	0	34	147
		245	176	421	43.0-154	19.0-96	5	3-0	4-68	22	17	2	18-18	1	0	1	14	157

## ARKANSAS SPECIAL TEAMS GAME-BY-GAME STATISTICS

		Punting										Field Goals			Kickoffs				
Date	Opponent	no.	yds	avg	long	blkd	tb	fc	50+	i20	md-att	long	blkd	no.	yds	avg	tb	ob	
Sep 26	UGA	9	378	42.0	57	1	1	2	3	0	1-1	25	0	4	268	67.0	2	0	
Oct 03	at Mississippi State	8	338	42.2	48	0	1	3	0	4	0-0	0	0	4	258	64.5	2	0	
Oct 10	at Auburn	6	212	35.3	51	1	0	2	1	1	1-1	23	0	6	379	63.2	0	2	
Oct 17	OLE MISS	7	328	46.9	62	0	2	3	3	2	2-2	32	0	7	423	60.4	4	1	
Oct 31	at Texas A&M	3	130	43.3	51	0	0	0	1	1	1-3	34	0	5	319	63.8	4	0	
Nov 07	TENNESSEE	6	225	37.5	51	0	1	3	1	2	1-2	48	0	5	325	65.0	5	0	
Arkansas		39	1611	41.3	62	2	5	13	9	10	6-9	48	0	31	1972	63.6	17	3	
		30	1311	43.7	63	0	1	11	8	12	7-8	50	0	31	1970	63.5	26	2	

## ARKANSAS RED ZONE GAME-BY-GAME STATISTICS

Date	Opponent	Score	Times	Times	Total	Rush		Pass	FGs	Failed to score inside RZ					
			In RZ	Scored	Pts	TDs	TDs	TDs	Made	FGA	Down	Int	Fumb	Half	Game
Sep 26, 2020	UGA	L 10-37	1	1	3	0	0	0	1	0	0	0	0	0	0
Oct 03, 2020	at Mississippi State	W 21-14	3	2	14	2	0	2	0	0	0	0	1	0	0
Oct 10, 2020	at Auburn	L 28-30	4	4	21	3	0	3	1	0	0	0	0	0	0
Oct 17, 2020	OLE MISS	W 33-21	5	4	19	2	1	1	2	0	0	0	0	1	0
Oct 31, 2020	at Texas A&M	L 31-42	5	5	31	4	1	3	1	0	0	0	0	0	0
Nov 07, 2020	TENNESSEE	W 24-13	3	2	14	2	0	2	0	1	0	0	0	0	0
Totals			21	18	102	13	2	11	5	1	0	0	1	1	0
18 of 21 (85.7%)															

# GAME 7: FLORIDA

## OPPONENT OFFENSE GAME-BY-GAME STATISTICS

Date	Opponent	Rushing				Receiving				Passing				Kick Returns				Punt Returns				tot off
		no.	yds	td	lg	no.	yds	td	lg	cmp-att-int	yds	td	lg	no.	yds	td	lg	no.	yds	td	lg	
Sep 26	UGA	42	121	1	20	28	266	2	26	28-47-1	266	2	26	2	91	0	48	3	57	0	23	387
Oct 03	at Mississippi State	24	87	1	10	43	313	1	34	43-60-3	313	1	34	2	49	0	26	3	21	0	20	400
Oct 10	at Auburn	41	259	1	41	18	187	1	32	18-29-0	187	1	32	4	106	0	35	4	34	1	12	446
Oct 17	OLE MISS	53	242	1	47	20	200	2	34	20-38-6	200	2	34	2	37	0	20	1	8	0	8	442
Oct 31	at Texas A&M	36	182	3	30	21	260	3	35	21-26-0	260	3	35	1	20	0	20	3	23	0	11	442
Nov 07	TENNESSEE	50	185	1	20	11	107	0	24	11-21-2	107	0	24	0	0	0	0	1	1	0	1	292
Opponents		246	1076	8	47	141	1333	9	35	141-221-12	1333	9	35	11	303	0	48	15	144	1	23	2409
		242	829	2	28	124	1431	14	59	124-188-4	1431	14	59	2	36	0	26	2	3	0	4	2260

Games: 6 • Avg/rush: 4.4 • Avg/catch: 9.5 • Pass effic: 117.05 • KR avg: 27.5 • PR avg: 9.6 • All purpose avg/game: 487.3 • Total offense avg/gm: 401.5

## OPPONENT DEFENSE GAME-BY-GAME STATISTICS

Date	Opponent	Tackles				Sacks	Fumble		Pass Defense			blkd kick	PAT Attempts			off		
		ua	a	total	tfl-yds		ff	fr-yds	int-yds	qbh	brup		kick	rush	rcv	saf	t/o	pts
Sep 26	UGA	36	20	56	5.0-33	2.0-16	1	0-0	3-68	3	5	1	3-3	1	0	1	14	37
Oct 03	at Mississippi State	34	38	72	7.0-18	3.0-13	1	2-0	0-0	5	0	0	2-2	0	0	0	0	14
Oct 10	at Auburn	47	20	67	7.0-20	3.0-10	0	0-0	0-0	3	4	1	3-3	0	0	0	0	30
Oct 17	OLE MISS	46	38	84	8.0-21	3.0-11	1	1-0	1-0	4	3	0	3-3	0	0	0	0	21
Oct 31	at Texas A&M	41	30	71	7.0-26	4.0-18	0	0-0	0-0	2	4	0	6-6	0	0	0	0	42
Nov 07	TENNESSEE	41	30	71	9.0-36	4.0-28	2	0-0	0-0	5	1	0	1-1	0	0	0	0	13
Opponents		245	176	421	43.0-154	19.0-96	5	3-0	4-68	22	17	2	18-18	1	0	1	14	157
		235	266	501	34.0-118	11.0-75	2	3-7	12-181	8	23	0	15-16	0	0	0	34	147

## OPPONENT SPECIAL TEAMS GAME-BY-GAME STATISTICS

		Punting										Field Goals			Kickoffs				
Date	Opponent	no.	yds	avg	long	blkd	tb	fc	50+	i20	md-att	long	blkd	no.	yds	avg	tb	ob	
Sep 26	UGA	7	349	49.9	63	0	1	3	4	5	2-2	38	0	6	384	64.0	5	0	
Oct 03	at Mississippi State	5	213	42.6	51	0	0	1	1	1	0-0	0	0	3	195	65.0	3	0	
Oct 10	at Auburn	5	187	37.4	48	0	0	2	0	3	3-4	47	0	7	447	63.9	5	2	
Oct 17	OLE MISS	3	122	40.7	48	0	0	2	0	1	0-0	0	0	4	229	57.2	3	0	
Oct 31	at Texas A&M	4	166	41.5	43	0	0	3	0	1	0-0	0	0	7	455	65.0	7	0	
Nov 07	TENNESSEE	6	274	45.7	54	0	0	0	3	1	2-2	50	0	4	260	65.0	3	0	
Opponents		30	1311	43.7	63	0	1	11	8	12	7-8	50	0	31	1970	63.5	26	2	
		39	1611	41.3	62	2	5	13	9	10	6-9	48	0	31	1972	63.6	17	3	

## OPPONENT RED ZONE GAME-BY-GAME STATISTICS

				Times In RZ	Times Scored	Total Pts	TDs	Rush TDs	Pass TDs	FGs Made	Failed to score inside RZ					
Date	Opponent		Score								FGA	Down	Int	Fumb	Half	Game
Sep 26, 2020	UGA	L	10-37	4	3	22	3	1	2	0	0	0	1	0	0	0
Oct 03, 2020	at Mississippi State	W	21-14	4	2	14	2	1	1	0	0	2	0	0	0	0
Oct 10, 2020	at Auburn	L	28-30	5	4	20	2	1	1	2	1	0	0	0	0	0
Oct 17, 2020	OLE MISS	W	33-21	5	2	14	2	1	1	0	0	1	1	1	0	0
Oct 31, 2020	at Texas A&M	L	31-42	4	4	28	4	2	2	0	0	0	0	0	0	0
Nov 07, 2020	TENNESSEE	W	24-13	2	1	7	1	1	0	0	0	0	1	0	0	0
Totals				24	16	105	14	7	7	2	1	3	3	1	0	0
16 of 24 (66.7%)																



# GAME 7: FLORIDA

## TEAM COMPARISON GAME-BY-GAME STATISTICS

Opponent	Score	First Downs				Rushing Number-Yards	Passing		Total Offense Plays-Yards	Return Yards	Turn- Overs
		Total	Rush	Pass	Pen		Comp-Att-Int	Yards			
UGA	10 - 37	15 / 19	4 / 8	8 / 10	3 / 1	28-77 / 42-121	20-39-3 / 28-47-1	203 / 266	67-280 / 89-387	17 / 216	3 / 2
Mississippi State	21 - 14	17 / 24	6 / 5	10 / 19	1 / 0	37-63 / 24-87	20-28-0 / 43-60-3	212 / 313	65-275 / 84-400	94 / 70	2 / 4
Auburn	28 - 30	22 / 24	5 / 14	15 / 10	2 / 0	42-119 / 41-259	22-30-0 / 18-29-0	318 / 187	72-437 / 70-446	0 / 140	0 / 0
OLE MISS	33 - 21	24 / 23	10 / 13	13 / 10	1 / 0	48-150 / 53-242	21-34-1 / 20-38-6	244 / 200	82-394 / 91-442	86 / 45	2 / 7
Texas A&M	31 - 42	29 / 25	12 / 9	13 / 12	4 / 4	42-222 / 36-182	23-32-0 / 21-26-0	239 / 260	74-461 / 62-442	0 / 43	0 / 0
TENNESSEE	24 - 13	21 / 19	13 / 11	7 / 6	1 / 2	45-198 / 50-185	18-25-0 / 11-21-2	215 / 107	70-413 / 71-292	30 / 1	0 / 2
Totals	147 - 157	128 / 134	50 / 60	66 / 67	12 / 7	242-829 / 246-1076	124-188-4 / 141-221-12	1431 / 1333	430-2260 / 467-2409	227 / 515	7 / 15

Opponent	3rd Down Conversions	4th Down Conversions	Time of Possession	TOP Margin	Avg Yds/Rush	Avg Yds/Pass	Avg Yds/Play	Punting Number-Avg	Penalties Number-Yards	Sacks
UGA	3-14 / 6-20	0-1 / 2-3	24:14 / 35:46	-11:32	2.8 / 2.9	5.2 / 5.7	4.2 / 4.3	9-42.0 / 7-49.9	10-53 / 12-108	3 / 2
Mississippi State	5-14 / 6-17	0-1 / 4-6	23:40 / 36:20	-12:40	1.7 / 3.6	7.6 / 5.2	4.2 / 4.8	8-42.2 / 5-42.6	5-40 / 4-25	1 / 3
Auburn	6-15 / 6-15	1-1 / 0-0	27:42 / 32:18	-4:36	2.8 / 6.3	10.6 / 6.4	6.1 / 6.4	6-35.3 / 5-37.4	6-26 / 7-52	3 / 3
OLE MISS	6-17 / 4-16	1-1 / 5-9	30:29 / 29:31	0:58	3.1 / 4.6	7.2 / 5.3	4.8 / 4.9	7-46.9 / 3-40.7	3-15 / 6-35	2 / 3
Texas A&M	3-11 / 7-11	1-2 / 0-0	27:01 / 32:59	-5:58	5.3 / 5.1	7.5 / 10.0	6.2 / 7.1	3-43.3 / 4-41.5	5-51 / 9-100	0 / 4
TENNESSEE	9-17 / 5-15	0-0 / 0-1	27:01 / 32:59	-5:58	4.4 / 3.7	8.6 / 5.1	5.9 / 4.1	6-37.5 / 6-45.7	2-20 / 3-30	2 / 4
Totals	32-88 / 34-94	3-6 / 11-19	160:07 / 199:53	-39:46	3.4 / 4.4	7.6 / 6.0	5.3 / 5.2	39-41.3 / 30-43.7	31-205 / 41-350	11 / 19

Note: Game totals are displayed in the format TEAM/OPPONENT for each category

## ARKANSAS INDIVIDUAL STATISTICS

Rushing	gp	att	gain	loss	net	avg	td	lg	avg/g
Trelon Smith	6	70	338	15	323	4.6	0	23	53.8
Rakeem Boyd	6	70	263	10	253	3.6	2	16	42.2
Feleipe Franks	6	72	274	100	174	2.4	0	28	29.0
Treyton Burks	5	9	52	0	52	5.8	0	18	10.4
DeVion Warren	6	4	44	9	35	8.8	0	22	5.8
KJ Jefferson	2	6	28	12	16	2.7	0	19	8.0
AMontae Spivey	4	4	13	2	11	2.8	0	5	2.8
Malik Hornsby	1	2	1	2	-1	-0.5	0	1	-1.0
TJ Hammonds	4	1	0	14	-14	-14.0	0	0	-3.5
TEAM	4	4	0	20	-20	-5.0	0	0	-5.0
Total	6	242	1013	184	829	3.4	2	28	138.2
Opponents	6	246	1205	129	1076	4.4	8	47	179.3

Passing	gp	effic	comp-att-int	pct	yds	td	lg	avg/g
Feleipe Franks	6	154.73	123-183-3	67.2	1428	14	59	238.0
KJ Jefferson	2	62.60	1-2-0	50.0	3	0	3	1.5
Treyton Burks	5	-100.00	0-2-1	0.0	0	0	0	0.0
DeVion Warren	6	0.00	0-1-0	0.0	0	0	0	0.0
Total	6	150.21	124-188-4	66.0	1431	14	59	238.5
Opponents	6	117.05	141-221-12	63.8	1333	9	35	222.2

Receiving	gp	no.	yds	avg	td	lg	avg/g
Treyton Burks	5	31	461	14.9	5	59	92.2
Mike Woods	6	21	284	13.5	2	56	47.3
Trelon Smith	6	17	107	6.3	1	25	17.8
Hudson Henry	5	15	91	6.1	1	13	18.2
DeVion Warren	6	13	261	20.1	3	52	43.5
Blake Kern	6	11	132	12.0	1	35	22.0
Rakeem Boyd	6	8	23	2.9	0	9	3.8
Tyson Morris	6	4	39	9.8	1	17	6.5
Trey Knox	6	4	33	8.2	0	12	5.5
Total	6	124	1431	11.5	14	59	238.5
Opponents	6	141	1333	9.5	9	35	222.2

## GAME-BY-GAME OFFENSIVE LINE SNAPS

Player	Total	UGA	MSU	AUB	MISS	TAMU	TENN	FLA	LSU	MIZZ	ALA
Myron Cunningham	364	72	66	77	84	78	71				
Ricky Stromberg	349	72	66	77	84	63	71				
Brady Latham	344	67	66	77	84	65	64				
Beaux Limmer	230	69	66	20	30	55	20				
Noah Gatlin	205	60	66	1	84	78	-				
Dalton Wagner	159	12	-	76	0	-	71				
Ty Clary	146	-	-	57	54	38	51				
Luke Jones	25	5	0	0	0	13	7				
Shane Clenin	3	3	-	-	0	-	-				
Marcus Henderson	3	1	2	0	0	-	-				

# GAME 7: FLORIDA

## ARKANSAS INDIVIDUAL STATISTICS

Scoring	td	fg	PAT				dxp	saf	pts
			kick	rush	rcv	pass			
AJ Reed	-	6-9	15-15	-	-	-	-	-	33
Treylon Burks	5	-	-	-	-	-	-	-	30
DeVion Warren	3	-	-	-	-	-	-	-	18
Rakeem Boyd	2	-	-	-	-	-	-	-	12
Mike Woods	2	-	-	-	-	-	-	-	12
Grant Morgan	1	-	-	-	-	-	-	-	6
Greg Brooks Jr	1	-	-	-	-	-	-	-	6
Tyson Morris	1	-	-	-	-	-	-	-	6
Blake Kern	1	-	-	-	-	-	-	-	6
Hudson Henry	1	-	-	-	-	-	-	-	6
Trelon Smith	1	-	-	-	-	-	-	-	6
Jalen Catalon	1	-	-	-	-	-	-	-	6
TEAM	-	-	0-1	-	-	-	-	-	0
Feleipe Franks	-	-	-	0-1	-	0-2	-	-	0
Total	19	6-9	15-16	0-1	-	0-2	-	-	147
Opponents	19	7-8	18-18	1-1	-	-	-	1	157

Field Goals	fg	pct.	01-19	20-29	30-39	40-49	50-99	lg	blk
AJ Reed	6-9	66.7	0-0	3-4	2-2	1-3	0-0	48	0

FG Sequence	Arkansas	Opponents
UGA	(25)	(38),(38)
Mississippi State	-	-
Auburn	(23)	(47),(25),34,(39)
Ole Miss	(23),(32)	-
Texas A&M	48,49,(34)	-
Tennessee	21,(48)	(50),(48)

Numbers in (parentheses) indicate field goal was made.

Total Offense	g	plays	rush	pass	total	avg/g
Feleipe Franks	6	255	174	1428	1602	267.0
Trelon Smith	6	70	323	0	323	53.8
Rakeem Boyd	6	70	253	0	253	42.2
Treylon Burks	5	11	52	0	52	10.4
DeVion Warren	6	5	35	0	35	5.8
KJ Jefferson	2	8	16	3	19	9.5
AMontae Spivey	4	4	11	0	11	2.8
Malik Hornsby	1	2	-1	0	-1	-1.0
TJ Hammonds	4	1	-14	0	-14	-3.5
TEAM	4	4	-20	0	-20	-5.0
Total	6	430	829	1431	2260	376.7
Opponents	6	467	1076	1333	2409	401.5

Punting	no.	yds	avg	lg	tb	fc	i20	50+	blk
George Caratan	16	727	45.4	57	2	4	4	4	2
Reid Bauer	16	699	43.7	62	3	6	5	5	0
Sam Loy	5	176	35.2	44	0	3	1	0	0
TEAM	2	9	4.5	9	0	0	0	0	0
Total	39	1611	41.3	62	5	13	10	9	2
Opponents	30	1311	43.7	63	1	11	12	8	0

Kickoffs	no.	yds	avg	tb	ob	retn	net	ydln
Vito Calvaruso	27	1738	64.4	17	2			
AJ Reed	4	234	58.5	0	1			
Total	31	1972	63.6	17	3	27.5	40.1	24
Opponents	31	1970	63.5	26	2	18.0	41.4	23

## ARKANSAS INDIVIDUAL STATISTICS

All Purpose	g	rush	rcv	pr	kr	ir	total	avg/g
Treyton Burks	5	52	461	4	0	0	517	103.4
Trelon Smith	6	323	107	0	0	0	430	71.7
DeVion Warren	6	35	261	0	36	0	332	55.3
Mike Woods	6	0	284	0	0	0	284	47.3
Rakeem Boyd	6	253	23	0	0	0	276	46.0
Feleipe Franks	6	174	0	0	0	0	174	29.0
Blake Kern	6	0	132	0	0	0	132	22.0
Hudson Henry	5	0	91	0	0	0	91	18.2
Greg Brooks Jr	6	0	0	0	0	79	79	13.2
Tyson Morris	6	0	39	0	0	0	39	6.5
Jalen Catalon	6	0	0	0	0	35	35	5.8
Trey Knox	6	0	33	0	0	0	33	5.5
Joe Foucha	6	0	0	0	0	26	26	4.3
Grant Morgan	6	0	0	0	0	23	23	3.8
Hudson Clark	5	0	0	0	0	18	18	3.6
KJ Jefferson	2	16	0	0	0	0	16	8.0
AMontae Spivey	4	11	0	0	0	0	11	2.8
Nathan Parodi	4	0	0	-1	0	0	-1	-0.2
Malik Hornsby	1	-1	0	0	0	0	-1	-1.0
TJ Hammonds	4	-14	0	0	0	0	-14	-3.5
TEAM	4	-20	0	0	0	0	-20	-5.0
Total	6	829	1431	3	36	181	2480	413.3
Opponents	6	1076	1333	144	303	68	2924	487.3

Punt Returns	no.	yds	avg	td	lg
Nathan Parodi	1	-1	-1.0	0	0
Treyton Burks	1	4	4.0	0	4
Total	2	3	1.5	0	4
Opponents	15	144	9.6	1	23

Interceptions	no.	yds	avg	td	lg
Hudson Clark	3	18	6.0	0	18
Greg Brooks Jr	2	79	39.5	1	69
Jalen Catalon	2	35	17.5	1	35
Joe Foucha	2	26	13.0	0	26
Eric Gregory	1	0	0.0	0	0
Montaric Brown	1	0	0.0	0	0
Grant Morgan	1	23	23.0	1	23
Total	12	181	15.1	3	69
Opponents	4	68	17.0	1	38

Kick Returns	no.	yds	avg	td	lg
DeVion Warren	2	36	18.0	0	26
Total	2	36	18.0	0	26
Opponents	11	303	27.5	0	48

Fumble Returns	no.	yds	avg	td	lg
Myles Slusher	1	7	7.0	0	7
Total	1	7	7.0	0	7
Opponents	0	0	0.0	0	0



ARKANSAS DEFENSIVE STATISTICS

#	Defensive Leaders	gp	Tackles				Sacks no-yds	Pass defense			Fumbles		blkd	
			ua	a	tot	tfl/yds		int-yds	brup	qbh	rcv-yds	ff	kick	saf
31	Grant Morgan	6	21	49	70	5.0-14	1.0-4	1-23	4	1	.	.	.	.
10	Bumper Pool	5	27	37	64	5.5-10	0.5-3	.	4	1	.	.	.	.
1	Jalen Catalon	6	36	22	58	0.5-1	.	2-35	2	.	1-0	2	.	.
7	Joe Foucha	6	8	24	32	1.5-2	1.0-1	2-26	1	.	.	.	.	.
9	Greg Brooks Jr	6	15	11	26	3.0-7	.	2-79	1	2	.	.	.	.
1H	Hudson Clark	5	19	7	26	.	.	3-18	2	.	.	.	.	.
42	J. Marshall	6	13	10	23	4.0-14	1.0-7	.	.	1	.	.	.	.
27	Hayden Henry	6	11	9	20	3.0-11	1.0-8	.	1	.	.	.	.	.
56	Zach Williams	6	8	12	20	1.5-9	1.0-8	.	.	.	.	.	.	.
50	Eric Gregory	6	8	10	18	2.0-12	1.5-11	1-0	.	1	.	.	.	.
15	Simeon Blair	6	7	10	17	.	.	.	2	.	.	.	.	.
0J	Jerry Jacobs	4	17	.	17	1.0-1	.	.	.	.	.	.	.	.
1C	Julius Coates	5	8	5	13	2.0-11	1.0-10	.	.	1	.	.	.	.
93	Isaiah Nichols	6	2	10	12	0.5-1	0.5-1	.	1	.	.	.	.	.
18	Myles Mason	4	3	7	10	0.5-0	.	.	.	.	.	.	.	.
21	Montaric Brown	4	8	2	10	1.0-3	.	1-0	2	.	.	.	.	.
97	Xavier Kelly	6	1	5	6	1.0-2	1.0-2	.	.	1	.	.	.	.
2	Myles Slusher	3	2	4	6	.	.	.	.	.	1-7	.	.	.
91	Taurean Carter	4	1	5	6	.	.	.	1	.	.	.	.	.
24	L. Bishop	6	2	4	6	.	.	.	1	.	.	.	.	.
28	Andrew Parker	6	2	3	5	.	.	.	.	.	.	.	.	.
5G	Dorian Gerald	3	3	2	5	1.5-20	1.5-20	.	.	.	.	.	.	.
0	Khari Johnson	6	2	3	5	.	.	.	1	.	.	.	.	.
3T	Nick Turner	5	1	4	5	.	.	.	.	.	.	.	.	.
11	Mataio Soli	5	1	3	4	0.5-0	.	.	.	.	.	.	.	.
1	DeVion Warren	6	1	2	3	.	.	.	.	.	.	.	.	.
9C	Vito Calvaruso	6	2	.	2	.	.	.	.	.	.	.	.	.
46	Nathan Bax	5	1	1	2	.	.	.	.	.	.	.	.	.
8	Mike Woods	6	1	.	1	.	.	.	.	.	.	.	.	.
37	Eric Thomas Jr	3	.	1	1	.	.	.	.	.	.	.	.	.
48	Jordan Silver	5	.	1	1	.	.	.	.	.	.	.	.	.
89	Blayne Toll	5	.	1	1	.	.	.	.	.	.	.	.	.
70	Luke Jones	6	1	.	1	.	.	.	.	.	.	.	.	.
62	Brady Latham	6	1	.	1	.	.	.	.	.	.	.	.	.
87	Blake Kern	6	.	1	1	.	.	.	.	.	.	.	.	.
7K	Trey Knox	6	1	.	1	.	.	.	.	.	.	.	.	.
33	Karch Gardiner	1	1	.	1	.	.	.	.	.	.	.	.	.
45	Jackson Woodard	2	.	1	1	.	.	.	.	.	.	.	.	.
32	Deon Edwards	3	.	.	.	.	.	.	.	.	1-0	.	.	.
Total		6	235	266	501	34-118	11-75	12-181	23	8	3-7	2	.	.
Opponents		6	245	176	421	43-154	19-96	4-68	17	22	3-0	5	2	1

# GAME 7: FLORIDA

## ARKANSAS INDIVIDUAL GAME HIGHS

Rushes	21	Trelon Smith at Auburn (Oct 10, 2020)
Yards Rushing	100	Rakeem Boyd at Texas A&M (Oct 31, 2020)
TD Rushes	1	Rakeem Boyd vs Ole Miss (Oct 17, 2020)
	1	Rakeem Boyd at Texas A&M (Oct 31, 2020)
Long Rush	28	Feleipe Franks at Texas A&M (Oct 31, 2020)
Pass attempts	36	Feleipe Franks vs UGA (Sep 26, 2020)
Pass completions	23	Feleipe Franks at Texas A&M (Oct 31, 2020)
Yards Passing	318	Feleipe Franks at Auburn (Oct 10, 2020)
TD Passes	4	Feleipe Franks at Auburn (Oct 10, 2020)
Long Pass	59	Feleipe Franks vs Tennessee (Nov 07, 2020)
Receptions	11	Treyton Burks vs Ole Miss (Oct 17, 2020)
Yards Receiving	137	Treyton Burks vs Ole Miss (Oct 17, 2020)
TD Receptions	2	DeVion Warren at Auburn (Oct 10, 2020)
	2	Treyton Burks at Texas A&M (Oct 31, 2020)
Long Reception	59	Treyton Burks vs Tennessee (Nov 07, 2020)
Field Goals	2	AJ Reed vs Ole Miss (Oct 17, 2020)
Long Field Goal	48	AJ Reed vs Tennessee (Nov 07, 2020)
Punts	7	George Caratan at Mississippi State (Oct 03, 2020)
	7	Reid Bauer vs Ole Miss (Oct 17, 2020)
Punting Avg	49.6	George Caratan vs UGA (Sep 26, 2020)
Long Punt	62	Reid Bauer vs Ole Miss (Oct 17, 2020)
Punts inside 20	3	George Caratan at Mississippi State (Oct 03, 2020)
Long Punt Return	4	Treyton Burks vs Tennessee (Nov 07, 2020)
Long Kickoff Return	26	DeVion Warren vs Tennessee (Nov 07, 2020)
Tackles	20	Bumper Pool at Mississippi State (Oct 03, 2020)
Sacks	1.5	Dorian Gerald vs UGA (Sep 26, 2020)
Tackles For Loss	3.0	Grant Morgan vs Ole Miss (Oct 17, 2020)
	3.0	Bumper Pool at Texas A&M (Oct 31, 2020)
Interceptions	3	Hudson Clark vs Ole Miss (Oct 17, 2020)

## ARKANSAS TEAM GAME HIGHS

Rushes	48	vs Ole Miss (Oct 17, 2020)
Yards Rushing	222	at Texas A&M (Oct 31, 2020)
Yards Per Rush	5.3	at Texas A&M (Oct 31, 2020)
TD Rushes	1	vs Ole Miss (Oct 17, 2020)
	1	at Texas A&M (Oct 31, 2020)
Pass attempts	39	vs UGA (Sep 26, 2020)
Pass completions	23	at Texas A&M (Oct 31, 2020)
Yards Passing	318	at Auburn (Oct 10, 2020)
Yards Per Pass	10.6	at Auburn (Oct 10, 2020)
TD Passes	4	at Auburn (Oct 10, 2020)
Total Plays	82	vs Ole Miss (Oct 17, 2020)
Total Offense	461	at Texas A&M (Oct 31, 2020)
Yards Per Play	6.2	at Texas A&M (Oct 31, 2020)
Points	33	vs Ole Miss (Oct 17, 2020)
Sacks By	3	vs UGA (Sep 26, 2020)
	3	at Auburn (Oct 10, 2020)
First Downs	29	at Texas A&M (Oct 31, 2020)
Penalties	10	vs UGA (Sep 26, 2020)
Penalty Yards	53	vs UGA (Sep 26, 2020)
Turnovers	3	vs UGA (Sep 26, 2020)
Interceptions By	6	vs Ole Miss (Oct 17, 2020)
Punts	9	vs UGA (Sep 26, 2020)
Punting Avg	46.9	vs Ole Miss (Oct 17, 2020)
Long Punt	62	vs Ole Miss (Oct 17, 2020)
Punts inside 20	4	at Mississippi State (Oct 03, 2020)
Long Punt Return	4	vs Tennessee (Nov 07, 2020)

# GAME 7: FLORIDA

## OPPONENT INDIVIDUAL GAME HIGHS

Rushes	31	Gray,E., vs Tennessee (Nov 07, 2020)
Yards Rushing	146	Tank Bigsby, at Auburn (Oct 10, 2020)
TD Rushes	1	Zamir White, vs UGA (Sep 26, 2020)
	1	Dillon Johnson, at Mississippi State (Oct 03, 2020)
	1	Bo Nix, at Auburn (Oct 10, 2020)
	1	Jerrion Ealy, vs Ole Miss (Oct 17, 2020)
	1	Ainias Smith, at Texas A&M (Oct 31, 2020)
	1	Isaiah Spiller, at Texas A&M (Oct 31, 2020)
	1	Devon Achane, at Texas A&M (Oct 31, 2020)
	1	Gray,E., vs Tennessee (Nov 07, 2020)
Long Rush	47	MoMo Sanogo, vs Ole Miss (Oct 17, 2020)
Pass attempts	59	K.J. Costello, at Mississippi State (Oct 03, 2020)
Pass completions	43	K.J. Costello, at Mississippi State (Oct 03, 2020)
Yards Passing	313	K.J. Costello, at Mississippi State (Oct 03, 2020)
TD Passes	3	Kellen Mond, at Texas A&M (Oct 31, 2020)
Long Pass	35	Kellen Mond, at Texas A&M (Oct 31, 2020)
Receptions	11	Elijah Moore, vs Ole Miss (Oct 17, 2020)
Yards Receiving	113	Elijah Moore, vs Ole Miss (Oct 17, 2020)
TD Receptions	2	J Wydermyer, at Texas A&M (Oct 31, 2020)
Long Reception	35	Ainias Smith, at Texas A&M (Oct 31, 2020)
Field Goals	3	Anders Carlson, at Auburn (Oct 10, 2020)
Long Field Goal	50	Cimaglia,B., vs Tennessee (Nov 07, 2020)
Punts	7	Jake Camarda, vs UGA (Sep 26, 2020)
Punting Avg	49.9	Jake Camarda, vs UGA (Sep 26, 2020)
Long Punt	63	Jake Camarda, vs UGA (Sep 26, 2020)
Punts inside 20	5	Jake Camarda, vs UGA (Sep 26, 2020)
Long Punt Return	23	T. Stevenson, vs UGA (Sep 26, 2020)
Long Kickoff Return	48	Kenny McIntosh, vs UGA (Sep 26, 2020)
Tackles	13	Erroll Thompson, at Mississippi State (Oct 03, 2020)
	13	Zakoby McClain, at Auburn (Oct 10, 2020)
	13	Ryder Anderson, vs Ole Miss (Oct 17, 2020)
Sacks	2.0	Bennett,K., vs Tennessee (Nov 07, 2020)
Tackles For Loss	2.0	Colby Wooden, at Auburn (Oct 10, 2020)
	2.0	Ryder Anderson, vs Ole Miss (Oct 17, 2020)
	2.0	Buddy Johnson, at Texas A&M (Oct 31, 2020)
	2.0	To'o To'o,H., vs Tennessee (Nov 07, 2020)
	2.0	Bennett,K., vs Tennessee (Nov 07, 2020)
Interceptions	2	R. LeCounte, vs UGA (Sep 26, 2020)

## OPPONENT TEAM GAME HIGHS

Rushes	53	vs Ole Miss (Oct 17, 2020)
Yards Rushing	259	at Auburn (Oct 10, 2020)
Yards Per Rush	6.3	at Auburn (Oct 10, 2020)
TD Rushes	3	at Texas A&M (Oct 31, 2020)
Pass attempts	60	at Mississippi State (Oct 03, 2020)
Pass completions	43	at Mississippi State (Oct 03, 2020)
Yards Passing	313	at Mississippi State (Oct 03, 2020)
Yards Per Pass	10.0	at Texas A&M (Oct 31, 2020)
TD Passes	3	at Texas A&M (Oct 31, 2020)
Total Plays	91	vs Ole Miss (Oct 17, 2020)
Total Offense	446	at Auburn (Oct 10, 2020)
Yards Per Play	7.1	at Texas A&M (Oct 31, 2020)
Points	42	at Texas A&M (Oct 31, 2020)
Sacks By	4	at Texas A&M (Oct 31, 2020)
	4	vs Tennessee (Nov 07, 2020)
First Downs	25	at Texas A&M (Oct 31, 2020)
Penalties	12	vs UGA (Sep 26, 2020)
Penalty Yards	108	vs UGA (Sep 26, 2020)
Turnovers	7	vs Ole Miss (Oct 17, 2020)
Interceptions By	3	vs UGA (Sep 26, 2020)
Punts	7	vs UGA (Sep 26, 2020)
Punting Avg	49.9	vs UGA (Sep 26, 2020)
Long Punt	63	vs UGA (Sep 26, 2020)
Punts inside 20	5	vs UGA (Sep 26, 2020)
Long Punt Return	23	vs UGA (Sep 26, 2020)

## GAME 7: FLORIDA

### ARKANSAS 3RD-DOWN CONVERSIONS

Date	Opponent	Score	Overall	1st Qtr	2nd Qtr	3rd Qtr	4th Qtr	Overtime
Sep 26, 2020	UGA	L 10-37	3-14 21.4	1-4 25.0	1-4 25.0	1-3 33.3	0-3 0.0	
Oct 03, 2020	at Mississippi State	W 21-14	5-14 35.7	0-1 0.0	3-6 50.0	1-2 50.0	1-5 20.0	
Oct 10, 2020	at Auburn	L 28-30	6-15 40.0	0-4 0.0	2-4 50.0	2-2 100.0	2-5 40.0	
Oct 17, 2020	OLE MISS	W 33-21	6-17 35.3	1-4 25.0	3-8 37.5	0-1 0.0	2-4 50.0	
Oct 31, 2020	at Texas A&M	L 31-42	3-11 27.3	2-3 66.7	0-3 0.0	0-2 0.0	1-3 33.3	
Nov 07, 2020	TENNESSEE	W 24-13	9-17 52.9	0-1 0.0	3-6 50.0	6-7 85.7	0-3 0.0	
Arkansas			32-88 36.4	4-17 23.5	12-31 38.7	10-17 58.8	6-23 26.1	0-0 0.0
Opponents			34-94 36.2	9-25 36.0	5-21 23.8	12-22 54.5	8-26 30.8	0-0 0.0

### ARKANSAS 4TH-DOWN CONVERSIONS

Date	Opponent	Score	Overall	1st Qtr	2nd Qtr	3rd Qtr	4th Qtr	Overtime
Sep 26, 2020	UGA	L 10-37	0-1 0.0	0-0 0.0	0-0 0.0	0-0 0.0	0-1 0.0	
Oct 03, 2020	at Mississippi State	W 21-14	0-1 0.0	0-0 0.0	0-1 0.0	0-0 0.0	0-0 0.0	
Oct 10, 2020	at Auburn	L 28-30	1-1 100.0	0-0 0.0	0-0 0.0	0-0 0.0	1-1 100.0	
Oct 17, 2020	OLE MISS	W 33-21	1-1 100.0	1-1 100.0	0-0 0.0	0-0 0.0	0-0 0.0	
Oct 31, 2020	at Texas A&M	L 31-42	1-2 50.0	0-0 0.0	1-1 100.0	0-0 0.0	0-1 0.0	
Nov 07, 2020	TENNESSEE	W 24-13	0-0 0.0	0-0 0.0	0-0 0.0	0-0 0.0	0-0 0.0	
Arkansas			3-6 50.0	1-1 100.0	1-2 50.0	0-0 0.0	1-3 33.3	0-0 0.0
Opponents			11-19 57.9	3-4 75.0	2-4 50.0	4-5 80.0	2-6 33.3	0-0 0.0

### ARKANSAS TIME OF POSSESSION

Date	Opponent	Score	Overall	1st Qtr	2nd Qtr	3rd Qtr	4th Qtr	Overtime
Sep 26, 2020	UGA	L 10-37	24:14	6:08	5:48	7:11	5:07	
Oct 03, 2020	at Mississippi State	W 21-14	23:40	1:03	9:43	5:26	7:28	
Oct 10, 2020	at Auburn	L 28-30	27:42	7:04	6:25	5:30	8:43	
Oct 17, 2020	OLE MISS	W 33-21	30:29	7:56	9:26	5:05	8:02	
Oct 31, 2020	at Texas A&M	L 31-42	27:01	6:24	6:19	7:24	6:54	
Nov 07, 2020	TENNESSEE	W 24-13	27:01	2:21	7:43	9:47	7:10	
Arkansas			Total	30:56	45:24	40:23	43:24	0:00
			Avg.	5:09	7:34	6:43	7:14	0:00
Opponents			Total	59:04	44:36	49:37	46:36	0:00
			Avg.	9:50	7:26	8:16	7:46	0:00



# GAME 7: FLORIDA

## ARKANSAS PASSING GAME-BY-GAME STATISTICS

#13 Feleipe Franks	Comp	Att	Int	Pct	Yards	TD	Long	Sacked	Effic
UGA	19	36	2	52.8	200	1	49	1-5	97.50
Mississippi State	20	28	0	71.4	212	2	52	3-13	158.60
Auburn	22	30	0	73.3	318	4	44	3-10	206.37
Ole Miss	21	34	1	61.8	244	1	55	3-11	125.87
Texas A&M	23	31	0	74.2	239	3	36	4-18	170.89
Tennessee	18	24	0	75.0	215	3	59	4-28	191.50
TOTALS	123	183	3	67.2	1428	14	59	18-85	154.73

#1K KJ Jefferson	Comp	Att	Int	Pct	Yards	TD	Long	Sacked	Effic
UGA	1	2	0	50.0	3	0	3	1-11	62.60
TOTALS	1	2	0	50.0	3	0	3	1-11	62.60

#1W DeVion Warren	Comp	Att	Int	Pct	Yards	TD	Long	Sacked	Effic
Tennessee	0	1	0	0.0	0	0	0	0-0	0.00
TOTALS	0	1	0	0.0	0	0	0	0-0	0.00

#16 Treyton Burks	Comp	Att	Int	Pct	Yards	TD	Long	Sacked	Effic
UGA	0	1	1	0.0	0	0	0	0-0	-200.00
Texas A&M	0	1	0	0.0	0	0	0	0-0	0.00
TOTALS	0	2	1	0.0	0	0	0	0-0	-100.00

## ARKANSAS RUSHING/RECEIVING GAME-BY-GAME STATISTICS

RUSHING	No-Yds/TD	UGA	MS	AU	OM	TAMU	UT
Trelon Smith RB	70-323/0	6-38/0	14-48/0	21-81/0	15-54/0	5-30/0	9-72/0
Rakeem Boyd RB	70-253/2	11-21/0	8-28/0	-	14-39/1	18-100/1	19-65/0
Feleipe Franks QB	72-174/0	5-13/0	8-8/0	15-28/0	14-16/0	16-91/0	14-18/0
Treyton Burks WR	9-52/0	1-3/0	-	DNP	4-46/0	3-1/0	1-2/0
DeVion Warren WR	4-35/0	-	2-6/0	-	-	-	2-41/0
KJ Jefferson QB	6-16/0	4-16/0	2-0/0	DNP	DNP	DNP	DNP
AMontae Spivey RB	4-11/0	-	DNP	4-11/0	-	-	DNP
Malik Hornsby QB	2--1/0	DNP	DNP	2--1/0	DNP	DNP	DNP
TJ Hammonds WR	1--14/0	1--14/0	-	-	DNP	DNP	-
TEAM	4-20/0	-	3--15/0	-	1-5/0	DNP	DNP

RECEIVING	No-Yds/TD	UGA	MS	AU	OM	TAMU	UT
Treyton Burks WR	31-461/5	7-102/1	1-10/0	DNP	11-137/1	7-117/2	5-95/1
Mike Woods WR	21-284/2	3-40/0	3-29/0	6-81/1	2-35/0	4-35/0	3-64/1
DeVion Warren WR	13-261/3	1-28/0	4-100/1	5-95/2	1-8/0	1-22/0	1-8/0
Blake Kern TE	11-132/1	1-9/0	-	4-59/0	1-3/0	2-21/0	3-40/1
Trelon Smith RB	17-107/1	3-13/0	5-22/0	6-78/1	-	1-1/0	2--7/0
Hudson Henry TE	15-91/1	-	4-20/1	DNP	2-22/0	6-33/0	3-16/0
Tyson Morris WR	4-39/1	-	-	1-6/0	2-32/0	1-1/1	-
Trey Knox WR	4-33/0	1-3/0	3-31/0	0--1/0	-	-	-
Rakeem Boyd RB	8-23/0	4-8/0	-	-	2-7/0	1-9/0	1--1/0

## ARKANSAS RETURNS GAME-BY-GAME STATISTICS

PUNT RETURNS	No-Yds	UGA	MS	AU	OM	TAMU	UT
Treyton Burks	1-4	-	-	DNP	-	-	1-4
Nathan Parodi	1--1	DNP	1--1	-	DNP	-	-

KICK RETURNS	No-Yds	UGA	MS	AU	OM	TAMU	UT
DeVion Warren	2-36	1-10	-	-	-	-	1-26

INT. RETURNS	No-Yds	UGA	MS	AU	OM	TAMU	UT
Hudson Clark	3-18	DNP	-	-	3-18	-	-
Jalen Catalon	2-35	-	-	-	1-35	-	1-0
Joe Foucha	2-26	-	2-26	-	-	-	-
Greg Brooks Jr	2-79	-	1-69	-	1-10	-	-
Montaric Brown	1-0	1-0	-	DNP	DNP	-	-
Eric Gregory	1-0	-	-	-	-	-	1-0
Grant Morgan	1-23	-	-	-	1-23	-	-

FUMBLE RETURNS	No-Yds	UGA	MS	AU	OM	TAMU	UT
Myles Slusher	1-7	1-7	-	DNP	DNP	-	DNP

## ARKANSAS TACKLES FOR LOSS GAME-BY-GAME STATISTICS

TACKLES FOR LOSS	UA-A	Total	UGA	MS	AU	OM	TAMU	UT
Bumper Pool LB	3-5	5.5	1.0-4	-	-	DNP	3.0-3	1.5-3
Grant Morgan LB	3-4	5.0	-	0.5-1	-	3.0-10	1.5-3	-
J. Marshall DL	3-2	4.0	-	-	1.0-7	1.0-2	1.0-3	1.0-2
Hayden Henry LB	3-0	3.0	-	-	1.0-8	2.0-3	-	-
Greg Brooks Jr DB	2-2	3.0	-	-	1.0-2	1.5-4	0.5-1	-
Eric Gregory DL	1-2	2.0	-	1.0-11	0.5-0	-	-	0.5-1
Julius Coates DL	2-0	2.0	-	DNP	-	1.0-10	-	1.0-1
Dorian Gerald DL	1-1	1.5	1.5-20	DNP	DNP	DNP	-	-
Zach Williams DL	1-1	1.5	1.5-9	-	-	-	-	-
Joe Foucha DB	1-1	1.5	-	0.5-1	-	-	-	1.0-1
Montaric Brown DB	1-0	1.0	-	1.0-3	DNP	DNP	-	-
Xavier Kelly DL	1-0	1.0	-	-	-	-	-	1.0-2
Jerry Jacobs DB	1-0	1.0	-	-	-	1.0-1	DNP	DNP
Myles Mason DB	0-1	0.5	DNP	DNP	-	0.5-0	-	-
Mataio Soli DL	0-1	0.5	DNP	-	-	0.5-0	-	-
Isaiah Nichols DL	0-1	0.5	-	-	0.5-1	-	-	-
Jalen Catalon DB	0-1	0.5	-	-	-	0.5-1	-	-

## ARKANSAS SACKS GAME-BY-GAME STATISTICS

SACKS	UA-A	Total	UGA	MS	AU	OM	TAMU	UT
Eric Gregory DL	1-1	1.5	-	1.0-11	0.5-0	-	-	-
Dorian Gerald DL	1-1	1.5	1.5-20	DNP	DNP	DNP	-	-
Xavier Kelly DL	1-0	1.0	-	-	-	-	-	1.0-2
Hayden Henry LB	1-0	1.0	-	-	1.0-8	-	-	-
Zach Williams DL	1-0	1.0	1.0-8	-	-	-	-	-
Julius Coates DL	1-0	1.0	-	DNP	-	1.0-10	-	-
Grant Morgan LB	1-0	1.0	-	-	-	1.0-4	-	-
J. Marshall DL	1-0	1.0	-	-	1.0-7	-	-	-
Joe Foucha DB	1-0	1.0	-	-	-	-	-	1.0-1
Isaiah Nichols DL	0-1	0.5	-	-	0.5-1	-	-	-
Bumper Pool LB	0-1	0.5	0.5-3	-	-	DNP	-	-

## ARKANSAS TOTAL TACKLES GAME-BY-GAME STATISTICS

Total Tackles	UA-A	Total	UGA	MS	AU	OM	TAMU	UT
Grant Morgan LB	21-49	70	4-9	4-11	0-5	5-14	3-3	5-7
Bumper Pool LB	27-37	64	5-6	7-13	4-1	DNP	5-9	6-8
Jalen Catalon DB	36-22	58	7-2	9-4	10-4	3-6	1-0	6-6
Joe Foucha DB	8-24	32	2-1	0-2	1-4	2-8	2-2	1-7
Hudson Clark DB	19-7	26	DNP	1-1	7-0	3-2	7-2	1-2
Greg Brooks Jr DB	15-11	26	1-1	3-2	4-0	4-3	2-3	1-2
J. Marshall DL	13-10	23	1-1	2-1	4-2	3-2	3-0	0-4
Hayden Henry LB	11-9	20	1-0	2-1	1-3	6-2	1-0	0-3
Zach Williams DL	8-12	20	3-4	2-4	2-2	1-1	-	0-1
Eric Gregory DL	8-10	18	0-3	1-2	4-2	1-0	-	2-3
Simeon Blair DB	7-10	17	1-2	1-5	1-0	-	4-2	0-1
Jerry Jacobs DB	17-0	17	7-0	4-0	2-0	4-0	DNP	DNP
Julius Coates DL	8-5	13	1-0	DNP	1-0	2-2	1-0	3-3
Isaiah Nichols DL	2-10	12	0-3	0-1	1-2	-	0-2	1-2
Montaric Brown DB	8-2	10	3-0	3-0	DNP	DNP	2-1	0-1
Myles Mason DB	3-7	10	DNP	DNP	-	2-7	1-0	-
Myles Slusher DB	2-4	6	-	1-2	DNP	DNP	1-2	DNP
L. Bishop DB	2-4	6	0-1	2-1	-	0-1	0-1	-
Xavier Kelly DL	1-5	6	-	0-2	0-2	-	0-1	1-0
Taurean Carter DL	1-5	6	0-2	DNP	-	DNP	1-0	0-3
Andrew Parker LB	2-3	5	1-0	-	-	0-2	-	1-1
Khari Johnson DB	2-3	5	-	-	1-3	1-0	-	-
Dorian Gerald DL	3-2	5	2-2	DNP	DNP	DNP	1-0	-
Nick Turner DB	1-4	5	-	DNP	1-2	0-2	-	-
Mataio Soli DL	1-3	4	DNP	-	-	0-3	1-0	-
DeVion Warren	1-2	3	0-1	-	-	1-1	-	-
Vito Calvaruso	2-0	2	2-0	-	-	-	-	-
Nathan Bax	1-1	2	DNP	-	-	1-0	0-1	-
Blake Kern	0-1	1	-	-	-	0-1	-	-
Trey Knox	1-0	1	1-0	-	-	-	-	-
Jordan Silver	0-1	1	-	-	-	-	0-1	DNP
Jackson Woodard LB	0-1	1	DNP	DNP	DNP	0-1	-	DNP
Brady Latham	1-0	1	-	-	-	1-0	-	-
Karch Gardiner	1-0	1	DNP	1-0	DNP	DNP	DNP	DNP
Eric Thomas Jr LB	0-1	1	DNP	DNP	DNP	0-1	-	-
Blayne Toll	0-1	1	DNP	-	-	0-1	-	-
Luke Jones	1-0	1	-	-	1-0	-	-	-
Mike Woods	1-0	1	1-0	-	-	-	-	-

## ARKANSAS FUMBLES GAME-BY-GAME STATISTICS

FUMBLES	No-Lost	UGA	MS	AU	OM	TAMU	UT
Feleipe Franks QB	4-1	-	-	-	1-1	1-0	2-0
TJ Hammonds WR	1-0	1-0	-	-	DNP	DNP	-
TEAM	1-0	1-0	-	-	-	DNP	DNP
DeVion Warren WR	1-1	-	1-1	-	-	-	-
KJ Jefferson QB	1-1	-	1-1	DNP	DNP	DNP	DNP
Blake Kern TE	1-0	-	-	-	-	-	1-0
Trelon Smith RB	1-0	-	-	-	-	-	1-0

FUMBLES FORCED	Number	UGA	MS	AU	OM	TAMU	UT
Jalen Catalon	2	1	-	-	-	-	1

FUMBLES RECOVERED	Number	UGA	MS	AU	OM	TAMU	UT
Deon Edwards	1	DNP	1	-	DNP	DNP	-
Myles Slusher	1	1	-	DNP	DNP	-	DNP
Jalen Catalon	1	-	-	-	1	-	-

## WEEKLY MEDIA SCHEDULE: FLORIDA WEEK

8 SUN	9 MON	10 TUES	11 WED	12 THURS	13 FRI	14 SAT
No media availability	<b>Press Conference Noon</b> Sam Pittman via Zoom	<b>Post Practice Media 6 p.m.</b> Student-Athletes via Zoom	<b>SEC Teleconference</b> Sam Pittman 11 a.m.  <b>Sam Pittman Live 7 p.m.</b>	<b>Pre Practice Media 2 p.m.</b> Sam Pittman via Zoom	No media availability	<b>Game 7</b> at Florida Kickoff - 6 p.m. TV - ESPN  <b>Post Game</b> Coach Pittman & Student-Athletes via Zoom

### ARKANSAS COMMUNICATIONS



#### KYLE PARKINSON

**Associate AD/Communications**

Cell ..... 479.387.4753

Email.....kparkin@uark.edu

Twitter.....@TheOtherKP



#### JACOB PAVILACK

**Assistant Director/Communications**

Cell .....479.463.0736

Email.....jlpavila@uark.edu

Twitter.....@JacobPavs

**Office:** 479-575-2751

**Fax:** 479-575-7481

**Fayetteville Press Box:** (479) 575-6622

**Little Rock Press Box:** (501) 663-0514

### GAME CREDENTIAL REQUESTS

All requests for media and/or photo credentials must be made online at [www.SportsSystems.com/Arkansas](http://www.SportsSystems.com/Arkansas). Requests should be made at least two weeks in advance.

Credentials will not be mailed. They may be picked up beginning three hours prior to kickoff at the media will call station at the base of the elevator at both Donald W. Reynolds Razorback Stadium in Fayetteville and War Memorial Stadium in Little Rock. Photo identification is required when picking up credentials.

### ARKANSAS FTP SITE

An FTP site is available for members of the media. For more information concerning the FTP site, contact Michelle Glover (migllover@uark.edu).

### CollegePressBox.com

CollegePressBox.com is the official media website for SEC football. Access and download weekly game notes, quotes, statistics, media guides, headshots, logos, flip cards and more for each of the SEC's members. Login information will be distributed to accredited media or you can apply for a password by sending an email to [password@collegepressbox.com](mailto:password@collegepressbox.com).

### SEC WEEKLY TELECONFERENCE

Head coach Sam Pittman will participate each week in the SEC teleconference of football coaches. The teleconferences will be conducted each Wednesday from Sept. 23 to Dec. 2 from 10 a.m. CT to 12:10 p.m. CT. For more information and the teleconference number, contact the SEC Media Relations Office at (205) 458-3000.

10:00 a.m. ....	Ed Orgeron, LSU
10:10 a.m. ....	Kirby Smart, Georgia
10:20 a.m. ....	Dan Mullen, Florida
10:30 a.m. ....	Derek Mason, Vanderbilt
10:40 a.m. ....	Nick Saban, Alabama
10:50 a.m. ....	Jeremy Pruitt, Tennessee
<b>11:00 a.m. ....</b>	<b>Sam Pittman, Arkansas</b>
11:10 a.m. ....	Elijah Drinkwitz, Missouri
11:20 a.m. ....	Lane Kiffin, Ole Miss
11:30 a.m. ....	Jimbo Fisher, Texas A&M
11:40 a.m. ....	Mark Stoops, Kentucky
11:50 a.m. ....	Mike Leach, Mississippi State
12:00 p.m. ....	Will Muschamp, South Carolina
12:10 p.m. ....	Gus Malzahn, Auburn

### SAM PITTMAN LIVE

"Sam Pittman Live," Coach Pittman's weekly radio show presented by Lindsey and Westrock Coffee Company airs on Wednesday nights starting at 7 p.m. For the 11th straight year, the one-hour radio show will be broadcast live from the Catfish Hole. The show will be carried throughout the state of Arkansas on the Razorback Sports Network and locally in Fayetteville on 105.3 FM, 99.5, 92.1 FM and 1290 AM.

### RAZORBACK FOOTBALL WITH SAM PITTMAN

"Razorback Football with Sam Pittman" is the official television coach's show of Razorback football. The one-hour show will air statewide and throughout the region on numerous television affiliates. A total of 12 shows will air throughout the season on the following stations: KATV (Sunday's at 10:30 p.m.), KFSM (Sunday at 10:30 p.m.) and KNXW (Sunday at 9:30 p.m.). The show will also be available regionally on Cox Sports Television on Wednesdays at 6 p.m. and Fox Sports Southwest on Tuesdays at 4 p.m.

### RADIO AFFILIATES

Batesville.....	KWOZ-FM 103.3
Batesville.....	KBTA-AM 1340
Camden.....	KCXY-FM 95.3
Camden.....	KAMD-FM 97.1
Crossett.....	KAGH-AM 800
Crossett.....	KAGH-FM 104.9
De Queen.....	KDON-FM 92.1
DeWitt.....	KDEW-FM 97.3
El Dorado.....	KMRX-FM 96.1
Fayetteville.....	KAKS-FM 99.5
Fayetteville.....	KUOA-AM 1290
Fayetteville.....	KOSM-FM 92.1
Fayetteville.....	KUOA-FM 95.3
Fayetteville.....	KBVA-FM HD3 106.5
Forrest City.....	KBFC-FM 93.5
Fort Smith.....	KERX-FM 95.3
Glenwood.....	KHGZ-AM 670
Glenwood.....	KHGZ-FM 98.9
Hot Springs/Mena.....	KTTG-FM 96.3
Jonesboro.....	KEGI-FM 100.5
Little Rock.....	KABZ-FM 103.7
Magnolia.....	KZHE-FM 100.5
Marshall.....	KBCN-FM 104.3
Mena.....	KTTG-FM 96.3
Monett (Mo.).....	KKBL-FM 95.9
Monticello.....	KGPO-FM 99.9
Morrilton.....	KCON-FM 99.3
Mountain Home.....	KOMT-FM 107.5
Ozark.....	KDYN-FM 96.7
Ozark.....	KDYN-AM 1540
Ruston (La.).....	KWXM-FM 102.3
Searcy.....	KSMD-FM 99.1
Texarkana (Texas).....	KKTK-AM 1400
Wynne.....	KWYN-FM 92.5