



Saturday, December 5, 2020 • 11 a.m. • SEC Network • Faurot Field (75,298) • Columbia, Mo.

SEC Network

Dave Neal, Play-By-Play
D.J. Shockley, Analyst
Dawn Davenport, Reporter

RAZORBACK/IMG SPORTS NETWORK

Chuck Barrett, Play-By-Play
Quinn Groveby, Analyst
Geno Bell, Reporter

XM RADIO

XM Channel 380
Internet Channel 970

COACHING STAFF

ON THE FIELD (Year at Arkansas)

Sam Pittman - Head Coach (1st)
Scott Fountain - Asst. HC/Special Teams (1st)
Kendal Briles - Offensive Coordinator/QBs (1st)
Sam Carter - Cornerbacks (1st)
Brad Davis - Offensive Line (1st)
Derrick LeBlanc - Defensive Line (1st)
Rion Rhoades - Linebackers (1st)
Jimmy Smith - Running Backs (1st)
Justin Stepp - Wide Receivers (3rd)

IN THE BOOTH

Barry Odom - Assoc. HC/Def. Coordinator/Safeties (1st)
Jon Cooper - Tight Ends (1st)

FOUR DOWNS

5

>>>>>>

Arkansas is one of just four teams in the nation to have played five teams in the AP Top 25 at the time of the game.

15+

>>>>>>

Senior LB Grant Morgan has recorded four 15+ tackle performances this year, the most in a year by a Razorback since Ken Hamlin in 2002.

140

>>>>>>

Junior WR Mike Woods set a career-high of 140 receiving yards against LSU and has posted back-to-back 100+ yards games for the first time in his career (129 at Florida).

272

>>>>>>

LBs Grant Morgan and Bumper Pool have combined with DB Jalen Catalon for 272 tackles this season or 39.3% of the team's total.



ARKANSAS AT MISSOURI



ARKANSAS RAZORBACKS (3-5, 3-5)

CFP/AP/Coaches Rank: NR/NR/NR

Head Coach: Sam Pittman (Pittsburg State (Kan.), '86)

Career Record: 3-5 (1st season)

Record at Arkansas: Same

MISSOURI TIGERS (4-3, 4-3)

CFP/AP/Coaches Rank: NR/NR/RV

Head Coach: Eli Drinkwitz (Arkansas Tech '04)

Career Record: 16-4 (2nd season)

Record at Missouri: 4-3 (1st season)

THE RUNDOWN

• Arkansas plays a rivalry game for the second straight week as it travels to Missouri for the Battle Line Rivalry on Saturday at 11 a.m. on SEC Network.

• Arkansas' 13 interceptions are tied for the second-most in the nation alongside No. 7 Cincinnati. The last time Arkansas had 13 interceptions as a team was in the 13-game 2009 season. The Razorbacks also have the nation's only freshman duo that has multiple interceptions this season in Hudson Clark (3) and Jalen Catalon (3). The Hogs' 17 takeaways rank third nationally.



CATALON

• Redshirt freshman safety Jalen Catalon is the only player in the nation with 85+ tackles and three interceptions. His 86 tackles lead all FBS freshmen and he is the first SEC freshman since Tennessee's Eric Berry in 2007 with at least 86 tackles and at least three interceptions.

• Senior QB Feleipe Franks threw for a career-high 339 yards on 17-of-26 passing with a TD vs. LSU. Franks has collected at least 200 passing yards in all eight games this season and his 17 TD passes are the most by a Razorback QB since Austin Allen's 25 in 2016. Franks is also on pace to set the school record for completion percentage in a single season.

• Sophomore WR Treylon Burks eclipsed 1,000 career receiving yards against LSU in his 18th career game, tying Boo Williams (1999-00) as the fastest Hog receiver to 1,000 yards since at least 1997.

• Junior WR Mike Woods recorded a career-high 140 receiving yards against LSU, posting back-to-back 100+ receiving yard games for the first time in his career. He has 269 yards on six catches with two TDs over his last two games.

• Redshirt senior LB Grant Morgan made a game-high 19 tackles against LSU and leads the country with 104 total tackles this season. The former walk-on leads the SEC and ranks second nationally averaging 13.0 tackles per game. He made 15+ tackles in back-to-back games against Florida and LSU, the first Hog to have consecutive 15+ tackle games since Tony Bua in 2003.

• Arkansas has won three SEC games in a season for the first time since 2016.



FELEIPE FRANKS

PASSING

155/228 (68%)

2,017 YDS

17 TD/4 INT



TREYLON BURKS

RUSHING

89 ATT

469 YDS

2 TD



TREYLON BURKS

RECEIVING

39 REC

598 YDS

6 TD



GRANT MORGAN

TACKLES

104 TOTAL

6.5 TFL

1 INT



GEORGIA
SEPTEMBER 26
SEC NETWORK
L, 37-10



@MISS STATE
OCTOBER 3
SEC NETWORK ALTERNATE
W, 21-14



@AUBURN
OCTOBER 10
ESPN
L, 30-28



OLE MISS
OCTOBER 17
SEC NETWORK
W, 33-21



@TEXAS A&M
OCTOBER 31
SEC NETWORK
L, 42-31



TENNESSEE
NOVEMBER 7
SEC NETWORK
W, 24-13



@FLORIDA
NOVEMBER 14
ESPN
L, 63-35



LSU
NOVEMBER 21
SEC NETWORK
L, 27-24



@MISSOURI
DECEMBER 5
SEC NETWORK
11 AM



ALABAMA
TBA
TBA
TBA

GAME 9: MISSOURI

THE GAME: ARKANSAS at MISSOURI

INSIDE THE MISSOURI SERIES

All-Time Record: Missouri leads 8-3

In Fayetteville: Series tied 1-1

In Little Rock: Missouri leads 2-0

In Columbia: Missouri leads 4-1

In Shreveport: Arkansas leads 1-0

In Dallas: Missouri leads 1-0

Most points scored by Arkansas: 45 (2017)

Most points scored by Missouri: 48 (2017)

Largest margin of victory by Arkansas: 25 (2015)

Largest margin of victory by Missouri: 38 (2018)

SERIES HISTORY

Date	UA/Opp Rank	Site	Result
Nov. 10, 1906		Columbia, Mo.	L, 11-0
Sept. 23, 1944		Columbia, Mo.	W, 7-6
Sept. 28, 1963	8/NR	Little Rock, Ark.	L, 7-6
Dec. 31, 2003		Shreveport, La.	W, 27-14
Jan. 1, 2008	25/7	Dallas, Texas	L, 38-7
Nov. 28, 2014	NR/17	Columbia, Mo.	L, 21-14
Nov. 27, 2015		Fayetteville, Ark.	W, 28-3
Nov. 25, 2016		Columbia, Mo.	L, 35-24
Nov. 24, 2017		Fayetteville, Ark.	L, 48-45
Nov. 23, 2018		Columbia, Mo.	L, 38-0
Nov. 29, 2019		Little Rock, Ark.	L, 24-14

100-YARD RUSHING GAMES (3)

Player	Date	Rushes	Yards	TDs
Rawleigh Williams	11/25/16	25	117	1
Alex Collins	11/27/15	30	130	3
Cedric Cobbs	12/31/03	27	141	1

300-YARD PASSING GAMES (2)

Player	Date	C-A	Yards	TDs
Austin Allen	11/24/17	14-29	313	2
Austin Allen	11/25/16	24-39	348	1

100-YARD RECEIVING GAMES (2)

Player	Date	Rec.	Yards	TDs
Jordan Jones	11/24/17	2	122	1
Keon Hatcher	11/25/16	3	106	0

TOTALS

100-Yard Rushing Games (Players): 3 (3)

300-Yard Passing Games (Players): 2 (2)

100-Yard Receiving Games (Players): 2 (2)

STATISTICAL BREAKDOWN: ARKANSAS AT MISSOURI

Arkansas	Rank: SEC (FBS)	Category	Missouri	Rank: SEC (FBS)
25.8	8 (86)	Scoring Offense	24.4	9 (91)
30.9	10 (76)	Scoring Defense	25.0	5 (41)
395.1	9 (67)	Total Offense	403.6	6 (57)
427.6	10 (83)	Total Defense	350.4	3 (31)
142.6	9 (83)	Rushing Offense	136.6	11 (91)
179.0	11 (76)	Rushing Defense	123.3	5 (30)
252.5	7 (47)	Passing Offense	267.0	6 (36)
248.6	8 (85)	Passing Defense	227.1	1 (53)
18.86	10 (79)	Kickoff Return Avg.	16.38	13 (115)
1.50	14 (119)	Punt Return Avg.	4.33	11 (91)
24:57	14 (125)	Time of Possession	31:18	5 (41)
32.7%	13 (114)	3rd Down Conv. Pct.	44.7%	7 (33)
42.6%	8 (79)	3rd-D Conv. Pct. Defense	33.7%	1 (20)
37.4	12 (83)	Net Punting	40.9	5 (26)
1.00	1 (12)	Turnover Margin	-0.43	11 (93)
4	7 (60)	Fumbles Recovered	4	7 (60)
4	6 (52)	Fumbles Lost	7	13 (110)
13	1 (2)	Passes Intercepted	2	13 (97)
17	1 (10)	Turnovers Gained	6	14 (88)
9	4 (54)	Turnovers Lost	9	4 (54)
159.56	4 (19)	Passing Efficiency	142.84	6 (44)
131.39	2 (45)	Pass Efficiency Defense	140.36	7 (76)
45	6 (73)	Fewest Penalties	38	2 (58)
326	5 (62)	Fewest Yards Penalized	322	4 (57)
1.62	10 (94)	Sacks Per Game	2.00	8 (67)
3.12	14 (107)	Sacks Allowed Per Game	1.86	2 (45)
5.5	9 (84)	Tackles for Loss	5.7	7 (80)
6.75	11 (82)	Tackles for Loss Allowed	5.71	10 (53)
160	8 (52)	First Downs	152	11 (57)
194	10 (101)	First Downs Allowed	132	2 (60)
88.5%	4 (36)	Red Zone Offense	90.9%	2 (21)
73.5%	1 (16)	Red Zone Defense	90.9%	12 (111)

INDIVIDUAL STATS

ARKANSAS

Rushing	Att.	Yds.	Avg.	TD
Trelon Smith	89	469	5.3	2
Rakeem Boyd	82	309	3.8	3
Feleipe Franks	92	229	2.5	1

Passing	Comp.	Att.	Yds.	TD/INT
Feleipe Franks	155	228	2017	17/4

Receiving	Rec.	Yds.	Avg.	TD
Treyton Burks	39	598	15.3	6
Mike Woods	27	553	20.5	4
Trelon Smith	20	134	6.7	1
Blake Kern	17	180	10.6	1

Punting	No.	Yds.	Avg.	Long
Reid Bauer	28	1248	44.6	62
George Caratan	16	727	45.4	57

Punt Returns	No.	Yds.	Avg.	Long
Treyton Burks	1	4	4.0	4

Kickoff Returns	No.	Yds.	Avg.	Long
De'Vion Warren	6	120	20.0	32

Tackles	UT-AT	TT	TFL	Other
Grant Morgan	35-69	104	6.5-20	2 SK, 1 INT
Jalen Catalon	45-41	86	2.0-7	3 INT, 4 PBU
Bumper Pool	31-51	82	5.5-10	0.5 SK, 5 PBU
Joe Fouca	13-36	49	2.0-3	2 INT
Hudson Clark	24-13	37	0.0-0	3 INT, 3 PBU

MISSOURI

Rushing	Att.	Yds.	Avg.	TD
Larry Rountree	143	650	4.5	8
Tyler Badie	41	160	3.9	2
Jalen Knox	10	82	8.2	1

Passing	Comp.	Att.	Yds.	TD/INT
Connor Bazalak	147	209	1622	5/2

Receiving	Rec.	Yds.	Avg.	TD
Jalen Knox	26	261	10.0	0
Tyler Badie	20	302	15.1	2
Keke Chism	20	256	12.8	0
Damon Hazelton	20	224	11.2	1

Punting	No.	Yds.	Avg.	Long
Grant McKinnis	26	1123	43.6	66

Punt Returns	No.	Yds.	Avg.	Long
Kris Abrams-Draine	4	9	2.2	6

Kickoff Returns	No.	Yds.	Avg.	Long
Tyler Badie	7	131	18.7	39

Tackles	UT-AT	TT	TFL	Other
Nick Bolton	53-23	76	7.0-18	2 SK, 1 FR
Devin Nicholson	35-13	48	3.0-12	1.5 SK, 1 INT
Martez Manuel	31-9	40	5.0-15	1.5 SK, 1 FF
Tyree Gillespie	30-7	37	1.0-1	3 PBU
Joshuah Bledsoe	21-6	27	1.5-14	4 PBU, 1 FR

LAST MEETING: MISSOURI 24, ARKANSAS 14

Score by Quarters	1	2	3	4	Total
Missouri	0	10	7	7	24
Arkansas	7	0	7	0	14

Qtr Time Scoring play

1st	06:49	AR - Trey Knox 19 yd pass from Jack Lindsey (Connor Limpert kick), 5-38 1:48
2nd	14:56	MU - Larry Rountree 5 yd run (Tucker McCann kick), 14-75 6:53
	05:08	MU - Tucker McCann 26 yd field goal, 8-48 3:05
3rd	13:34	AR - Grayson Gunter 10 yd pass from Jack Lindsey (Connor Limpert kick), 3-26 1:21
	07:00	MU - Tyler Badie 3 yd run (Tucker McCann kick), 8-84 2:54
4th	08:47	MU - Jonathan Nance 10 yd pass from Taylor Powell (Tucker McCann kick), 8-64 2:38

	MU	AR
FIRST DOWNS	20	16
RUSHES-YARDS (NET)	47-144	31-165
PASSING YDS (NET)	185	77
Passes Att-Comp-Int	23-15-1	31-11-0
TOTAL OFFENSE PLAYS-YARDS	70-329	62-242
Fumble Returns-Yards	0-0	0-0
Punt Returns-Yards	0-0	2-30
Kickoff Returns-Yards	0-0	2-47
Interception Returns-Yards	0-0	1-6
Punts (Number-Avg)	5-41.8	5-35.6
Fumbles-Lost	2-0	0-0
Penalties-Yards	6-62	7-50
Possession Time	31:30	28:30
Third-Down Conversions	7 of 16	4 of 13
Fourth-Down Conversions	0 of 1	0 of 3
Red-Zone Scores-Chances	4-4	2-2
Sacks By: Number-Yards	0-0	3-9

RUSHING: Missouri-Larry Rountree 24-88; Tyler Badie 12-59; Jonathan Nance 1-4; Connor Bazalak 6-1; Taylor Powell 1-minus 2; TEAM 3-minus 6. Arkansas-Rakeem Boyd 21-95; Jack Lindsey 4-50; Devwah Whaley 4-14; Ben Hicks 1-8; Team 1-minus 2.

PASSING: Missouri-Taylor Powell 8-14-1-105; Connor Bazalak 7-9-0-80. Arkansas-Jack Lindsey 10-26-0-75; Ben Hicks 1-5-0-2.

RECEIVING: Missouri-Barre Banister 6-60; Jonathan Nance 3-38; Daniel Parker 2-14; Larry Rountree 2-6; Tauskie Dove 1-37; Kam Scott 1-30. Arkansas-Mike Woods 2-26; Grayson Gunter 2-16; Devwah Whaley 2-9; Rakeem Boyd 2-2; Trey Knox 1-19; Treyton Burks 1-6; De'Vion Warren 1-minus 1.

INTERCEPTIONS: Missouri-None. Arkansas-Greg Brooks Jr. 1-6.

FUMBLES: Missouri-Connor Bazalak 2-0. Arkansas-None.

Missouri (6-6,3-5) vs. Arkansas (2-10,0-8)

Date: Nov 29, 2019 • Site: Little Rock, Ark. • Stadium: War Memorial Stadium

Attendance: 33961

Kickoff time: 1:38 pm • End of Game: 5:02 pm • Total elapsed time: 3:24

Officials: Referee: John McDaid; Umpire: Brian Davis; Linesman: Gary Jayroe;

Line judge: Chad Lorange; Back judge: Tom Fimmen; Field judge: Phil Davenport;

Side judge: Rob Skelton; Center judge: Ron Turner;

Temperature: 49 deg • Wind: E 10 mph • Weather: Cloudy

GAME 9: MISSOURI

IN DEPTH CHART: OFFENSE

WR



8 Mike Woods ||| 6-1, 196, Jr.

Season-best 6 rec Wk 3 at Auburn ... 2 rec TD including car-long 82-yd TD Wk 7 at Florida - 1st multi-TD game of career ... Car-high 140 rec. yards Wk 8 vs LSU ... Led the team in receptions (33) and touchdowns (four) last year.

	REC	YDS	TD
2020	27	553	4
2019	33	423	4
2018	18	206	1
Totals	79	1182	9

7 Trey Knox ||| 6-5, 207, So.

Started all 11 games he played last season ... Hauled in 28 passes for 385 yards, averaging 13.8 yards per catch ... Ranked third among SEC freshman receivers in yards, yards per catch, receptions per game (2.5) and yards per game (35.0).

	REC	YDS	TD
2020	5	42	0
2019	28	385	3
Totals	33	428	3

WR



16 Treyton Burks ||| 6-3, 232, So.

Eclipsed 1,000 car-yds Wk8 vs. LSU ... Wk 4 vs. Ole Miss: career-high in rec (11), yds (137), long rec (55) and rush yards (46) - 7-yd TD rec No. 1 on SC Top 10 ... Used in every aspect of offense - receiving, rushing, throwing and as a returner on ST.

	REC	YDS	TD
2020	39	598	6
2019	29	475	0
Totals	68	1073	6

17 John David White ||| 5-11, 171, R-Fr. - OR - 41 T.J. Hammonds ||| 5-10, 189, R-Sr.

White: Caught two passes for 27 yards as a true freshman in 2019 ... Snagged two passes at LSU ... Hammonds: Played in five games in 2019.

White	REC	YDS	TD
2020	0	0	0
2019	2	27	0
Totals	2	27	0

LT



76 Myron Cunningham ||| 6-6, 325, R-Sr.

In 2019, started 10 of 11 games played, primarily at left tackle, totaling 705 plays overall, 690 on the offensive line ... Allowed just one sack in 383 pass blocking plays ... Iowa Central CC transfer ... First Team NJCAA All-American (2018).

	GP	GS
2020	8	8
2019	11	10
Totals	19	18

73 Noah Gatlin ||| 6-7, 307, R-So.

Sidelined by preseason injury in 2019 ... 4 GP as true freshman in 2018, starting 2 at left tackle at Colorado St. (9/8) & vs. North Texas (9/15) ... Allowed two sacks during his time on the line - 193 total snaps.

	GP	GS
2020	5	5
2018	4	2
Totals	9	7

LG



62 Brady Latham ||| 6-5, 284, R-Fr.

Made first start Wk 1 vs. Georgia ... Played in 3 games in 2019 - Colorado St., Alabama & Miss. State, totaling seven snaps ... Rated as No. 11 player in Oklahoma by 247Sports ... Lettered in both football & baseball at Jenks High School.

	GP	GS
2020	8	8
2019	3	0
Totals	11	8

57 Shane Clemen ||| 6-6, 302, So. - OR - 70 Luke Jones ||| 6-5, 293, R-So.

Seen majority of action on FG and FG block ... Played in 11 games in 2019, starting once at LG vs. MSU (11/2) ... Totaled 149 plays, 104 on the O-Line ... Jones transferred to Arkansas from Notre Dame in 2019, sat out due to transfer rules ...

Clemen	GP	GS
2020	5	0
2019	11	1
2018	7	1
Totals	23	2

C



51 Ricky Stromberg ||| 6-4, 311, So.

First career start at center vs Georgia Wk 1 ... 2019 - Started first two games at LG, final nine at RG, playing all 12 games as a freshman ... Totaled 741 snaps and did not allow a sack in 417 pass protection plays.

	GP	GS
2020	8	7
2019	12	11
Totals	19	17

66 Ty Clary ||| 6-4, 298, Sr.

Started first game of 2020 Week 4 vs. Ole Miss at RG ... Started all 12 games at center in 2019 ... PFF National Team of the Week (Week 3) ... No. 3 rated C in SEC in 2019 (PFF) ... Did not allow a sack in 443 pass protection plays.

	GP	GS
2020	6	5
2019	12	12
2018	12	11
2017	7	4
Totals	36	31

RG



66 Ty Clary ||| 6-4, 298, Sr.

Started first game of 2020 Week 4 vs. Ole Miss at RG ... Started all 12 games at center in 2019 ... PFF National Team of the Week (Week 3) ... No. 3 rated C in SEC in 2019 (PFF) ... Did not allow a sack in 443 pass protection plays.

	GP	GS
2020	6	5
2019	12	12
2018	12	11
2017	7	4
Totals	36	31

55 Beaux Limmer ||| 6-5, 293, R-Fr.

Made 1st car-start Wk 1 vs. Georgia ... 4 GP in 2019, seeing action vs. CSU (9/14), MSU (11/2), WKU (11/9) & Mizzou (11/29) ... Did not allow a sack in 16 pass blocking plays ... Consensus three-star prospect.

	GP	GS
2020	5	4
2019	4	0
Totals	9	4

RT



73 Noah Gatlin ||| 6-7, 307, R-So.

Sidelined by preseason injury in 2019 ... 4 GP as true freshman in 2018, starting 2 at left tackle at Colorado St. (9/8) & vs. North Texas (9/15) ... Allowed two sacks during his time on the line - 193 total snaps.

	GP	GS
2020	5	5
2018	4	2
Totals	9	7

- OR - 78 Dalton Wagner ||| 6-9, 319, R-Jr.

First game in 2020 Week 2 at Auburn ... Started at RT in all 12 games last year, Played in 11 of 12 games in 2018, one start at LT ... Did not allow a sack/QB hit in 65 pass blocking snaps.

	GP	GS
2020	5	3
2019	12	12
2018	11	16
Totals	27	16

QB



13 Feleipe Franks ||| 6-6, 228, R-Sr.

3 straight games with at least 2 TDs ... Career high 318 yds (22-for-30) w/ career-high 4 TD in Wk 3 at Auburn ... Team Captain ... Florida transfer after 3 years (2017-19) ... Won Peach Bowl over Michigan at Fla. in 2018.

	C-A-I	YDS	TD
2020	155-228-4	2,017	17
2019 (UF)	54-71-3	698	5
2018 (UF)	188-322-6	2,457	24
2017 (UF)	125-229-8	1,438	9
Totals	499-819-21	6,610	55

1 KJ Jefferson ||| 6-3, 236, R-Fr.

Dual-threat QB ... 12-yd TD run at Florida Week 7 ... Played in three games in 2019 ... Started at LSU (7-14, 105 yds) ... Debuted vs. MSU (11/2) ... Tossed lone completion to Treyton Burks for 32-yard gain ... Rushed for a five-yard score.

	C-A-I	YDS	TD
2020	1-2-0	3	0
2019	14-31-1	197	0
Totals	14-31-1	197	0

RB



22 Trelon Smith ||| 5-9, 185, R-So.

Career-high 118 yds at Florida Week 7 with career-long 83 yd TD ... Career-high 78 rec yds Wk 3 at Auburn with 1st career TD ... Led team in rush yds in 6 of 7 games ... Transferred from Arizona St. after 2018 - two-year letterwinner (2017-18).

	ATT	YDS	TD
2020	89	469	2
2018 (ASU)	11	56	0
2017 (ASU)	1	4	0
Totals	101	529	2

20 Dominique Johnson ||| 6-1, 240, Fr.

Has seen majority of his action on special teams this season ... Made his collegiate debut at Mississippi State ... Three-star prospect out of Crowley, Texas ... Picked Arkansas over Missouri and others.

	ATT	YDS	TD
2020	0	0	0
Totals	0	0	0

TE



82 Hudson Henry ||| 6-5, 249, R-Fr.

Career-high 6 rec at TAMU ... Scored first TD Wk 2 at MSST, career-high 2 rec ... Consensus four-star prospect ... Ranked as top TE in the country from Pulaski Academy in Little Rock ... Brother Hunter plays for LA Chargers.

	REC	YDS	TD
2020	18	108	1
2019	3	15	0
Totals	21	123	1

- OR - 87 Blake Kern ||| 6-4, 269, R-Sr.

Career-high 4 rec at Florida ... Scored first career TD vs. Tenn. ... Career-high 59 yds Wk 3 at Auburn ... Caught his first career pass in Wk 1 vs. Georgia ... First car st at MSST in Week 2 ... Played in all 12 games in 2019 on special teams and at TE.

	REC	YDS	TD
2020	17	180	1
2019	0	0	0
2018	0	0	0
2017	0	0	0
Totals	17	180	1

WR



7 Trey Knox ||| 6-5, 207, So.

Started all 11 games he played last season ... Hauled in 28 passes for 385 yards, averaging 13.8 yards per catch ... Ranked third among SEC freshman receivers in yards, yards per catch, receptions per game (2.5) and yards per game (35.0).

	REC	YDS	TD
2020	5	42	0
2019	28	385	3
Totals	33	428	3

- OR - 19 Tyson Morris ||| 6-1, 202, R-Sr.

Scored first TD of season at TAMU, 1-yd snag ... Caught at least one pass in 11 games in 2019, including each of the first seven games - the only Hog to do so ... Had a season-high four rec. for 60 yds vs. SJSU (9/21).

	REC	YDS	TD
2020	6	54	1
2019	13	155	1
2018	4	30	1
Totals	23	244	3

GAME 9: MISSOURI

IN DEPTH CHART: DEFENSE

	U-A-T	TFL	SACK
2020	3-2-5	15-20	15-20
2019	0-1-1	0-0-0	0-0-0
2018	8-13-21	25-13	0-0-0
Totals	11-16-27	40-33	15-20

5 Dorian Gerald III ||| 6-3, 288, R-Sr.

Injured vs. UGA Wk 1 ... First career sack vs. Georgia in Wk 1, first sack was loss of 17 yds ... Started the 2019 opener vs. PSU, suffering a season-ending injury ... Played in eight games in '18, starting the final two road matchups at DE.



JACK

	U-A-T	TFL	SACK
2020	8-13-21	15-9	10-8
2019	6-6-12	0-0-0	0-0-0
Totals	14-17-33	15-9	10-8

-OR- 56 Zach Williams ||| 6-4, 246, So.

Career-high 7 tackles Wk 3 at Auburn ... Earned his first career start Wk 2 at MSST ... Recorded his first career sack vs. UGA ... Son of former Arkansas linebacker Rickey Williams (1984-87).

	U-A-T	TFL	SACK
2020	3-12-15	0-5-1	0-5-1
2019	7-10-17	1-0-3	0-5-1
2018	1-0-1	0-0-0	0-0-0
Totals	11-22-32	1-5-4	1-0-2

93 Isaiah Nichols ||| 6-3, 276, R-So.

Made 1st career start Wk 1 vs. Georgia - first career PBU ... Played in all 12 games as a redshirt freshman in 2019 ... Made 17 stops, seven solo, with one tackle for loss ... Posted a tackle in nine of 12 games ... Played in three games in 2018.



DT

	U-A-T	TFL	SACK
2020	15-6	10-2	10-2
2019	4-2-6	0-5-0	0-5-0
2018	5-3-8	10-12	10-12
2017	4-4-9	10-2	10-2
Totals	15-14-29	35-16	35-16

97 Xavier Kelly ||| 6-5, 311, R-Sr.

First sack at Arkansas vs. Tennessee (Week 6) ... Made his first career start at TAMU ... Grad transfer from Clemson ... Finished his Tiger career with 26 tckls, 2.5 TFL, a FF & a FR ... Transitioned from DE to DT in 2018.



	U-A-T	TFL	SACK
2020	18-12-30	6-5-21	10-7
2019	8-9-17	4-5-12	0-5-0
2018	4-10-14	0-0-0	0-0-0
2017	2-4-6	0-0-0	0-0-0
Totals	32-35-67	11-5-33	15-7

42 Jonathan Marshall ||| 6-3, 299, Jr.

Team Captain ... Career-high 6 tackles at Auburn Wk 3 with first career full sack ... TFL in 5 straight games ... Played in all 12 games in 2019 ... Ranked sixth on the team in TFLs ... Strongest bench press on team



DT

	U-A-T	TFL	SACK
2020	3-7-10	0-0-0	0-0-0
Totals	3-7-10	0-0-0	0-0-0

91 Taurean Carter ||| 6-3, 291, R-Fr.

First career game vs. Georgia in Wk 1 ... Did not see action as a true freshman in 2019 ... Named the No. 30 defensive tackle in the nation coming out of high school ... Throws shot put for Arkansas track & field team.

	U-A-T	TFL	SACK
2020	10-12-22	2-0-12	1-5-11
2019	1-3-4	0-0-0	0-0-0
Totals	11-15-26	2-0-12	1-5-11

50 Eric Gregory ||| 6-4, 283, R-Fr.

First career INT vs. Tennessee in Week 6 ... Career-high six tackles in Wk 3 at Auburn ... Played in two games in 2019, totaled 27 snaps, 25 on the defensive line ... Four-star prospect by Rivals and ESPN.



DE

	U-A-T	TFL	SACK
2020	8-7-15	2-0-11	10-10
Totals	8-7-15	2-0-11	10-10


-OR- 13 Julius Coates ||| 6-6, 289, Jr.

First FBS sack vs. Ole Miss in Wk 4 ... JUCO transfer from East Mississippi CC ... Tallied 30 tackles in 10 games, 19 solo, with nine TFLs and six sacks ... Played offense at Ellsworth Community College in 2018.

	U-A-T	TFL	SACK
2020	31-51-82	5-5-10	0-5-3
2019	38-56-94	6-5-12	1-0-6
2018	14-15-29	2-5-4	0-0-0
Totals	83-122-205	13-5-26	1-5-9

10 Bumper Pool ||| 6-2, 229, Jr.

Third-most tackles on the team ... Career-best 20 tackles Wk 2 at MSST - 10th single-game at Ark, most in FBS ... In 2019 started 12 gms ... Finished 2nd on the team in tackles with a career-high 94 ... Yes, that's his real name.



LB

	U-A-T	TFL	SACK
2020	0-0-0	0-0-0	0-0-0
2019	5-0-5	2-0-2	0-0-0
2018	1-4-5	0-5-2	0-0-0
2017	3-3-6	0-0-0	0-0-0
Totals	9-7-16	2-5-4	0-0-0


32 Deon Edwards ||| 6-1, 218, R-Sr.

Played in 11 of 12 games in 2019, seeing most of his time on special teams - totaling 216 plays, 33 on defense ... All five tackles were solo stops, including two for loss ... Tallied two stops vs. Missouri in Little Rock in the season finale.

	U-A-T	TFL	SACK
2020	35-69-104	5-0-14	10-7
2019	9-30-39	3-0-14	10-8
2018	8-16-24	2-5-4	0-0-0
2017	22-16-38	3-5-15	1-0-9
Totals	75-131-205	14-0-47	30-21

31 Grant Morgan ||| 5-11, 222, R-Sr.

Nation's leading tackler ... Wk 4 vs. Ole Miss, career-high 19 tackles with 3.0 TFL and pick six named SEC co-DPOW - Nagurski and Bednarik National POW ... 19 tckls vs. LSU Four 15+ tackle games ... Team Captain.



LB

	U-A-T	TFL	SACK
2020	11-9-20	3-0-11	10-8
2019	16-15-31	2-5-9	10-7
2018	9-15-24	0-0-0	0-0-0
2017	3-0-3	0-0-0	0-0-0
Totals	39-39-78	3-5-20	20-15

27 Hayden Henry ||| 6-2, 226, Jr.

First start of season against Ole Miss ... Forced a fumble that was returned for a TD in the season opener ... Brother Hudson is a So. TE on the team ... Brother Hunter (Mackey Award Winner) & dad Mark (C) played at Arkansas.

	U-A-T	TFL	INT
2020	24-13-37	0-0-0	3-18
Totals	24-13-37	0-0-0	3-18

17 Hudson Clark ||| 6-2, 176, R-Fr.

3 INTs Wk 4 vs. Ole Miss - UA frosh record ... Career-high 9 tackles Wk 5 at TAMU ... First career game Wk 2 at MSST ... Walk-on ... Both parents are U of A grads ... Grandfather Ronnie Clark in Arkansas coaches HOF (27-yr HC at Berryville).



CB

	U-A-T	TFL	INT
2020	3-5-8	0-0-0	0-0
Totals	3-5-8	0-0-0	0-0

0 Khari Johnson ||| 6-0, 189, Fr.

First career start vs. Ole Miss ... Played first career game Wk 1 vs. Georgia ... Three-star prospect by 247Sports and ESPN ... Rated as the No. 14 player in the state by 247Sports ... Suffield Academy in Suffield, Conn.

	U-A-T	TFL	INT
2020	45-41-86	2-0-7	3-44
2019	3-3-6	0-0-0	0-0
Totals	48-44-92	2-0-7	3-44

1 Jalen Catalon ||| 5-10, 189, R-Fr.

Leads FBS in tackles by a freshman ... Second on team in tackles, leads in solo ... Career-best 16 tackles vs. LSU ... First INT - returned 35 yds for TD - Week 4 against Ole Miss ... 1st Hog since at least '97 with INTs in back-to-back games.



SS

	U-A-T	TFL	INT
2020	7-16-23	0-5-0	0-0
2019	16-12-28	1-0-2	0-0
2018	1-4-5	0-0-0	0-0
Totals	24-32-56	1-5-2	0-0

18 Myles Mason ||| 6-2, 204, Jr.

In 2019 11 GP with 1 start ... Totalled 434 plays, 334 on defense ... Opened and closed the season with five tackles in both games against Portland State (8/31) & Mizzou (11/29) ... ESPN four-star recruit

	U-A-T	TFL	INT
2020	13-36-49	2-0-3	2-26
2019	44-43-87	1-0-2	1-20
2018	6-5-11	0-0-0	0-0
Totals	63-84-147	3-0-5	3-46

7 Joe Foucha ||| 5-11, 188, Jr.

Picked off two passes at Mississippi State Wk 2 - also had 0.5 TFL ... Started all 12 games at FS last year ... Finished third on the team in total tackles (87) ... Recorded an interception (PSU), recovered a fumble (OM) & broke up four passes.



BS

	U-A-T	TFL	INT
2020	7-10-17	0-0-0	0-0
2019	1-0-1	0-0-0	0-0
Totals	8-10-18	0-0-0	0-0


15 Simeon Blair ||| 5-10, 204, R-So.

Career-high six tackles Wk 2 at MSST ... Started first career game Wk 1 vs. UGA ... Played in 11 games in 2019, mostly on special teams ... DNP as true freshman in 2018 ... Played QB and DB at Pine Bluff HS... Former walk-on.

	U-A-T	TFL	INT
2020	14-6-20	2-0-7	1-0
2019	25-14-39	1-0-3	1-12
2018	8-1-9	0-0-0	0-0
Totals	47-21-68	3-0-6	2-12

21 Montaric Brown ||| 6-0, 190, R-Jr.

Wk 1 vs. Georgia - picked off pass in 1st half ... Started 10 games in 2019 ... Tallied three PBUs, an interception and a fumble recovery, posting multiple stops in all 10 games ... Fumble recovery vs. CSU (9/14) and INT vs. TAMU (9/28).



CB

	U-A-T	TFL	INT
2020	1-0-1	0-0-0	0-0
2019	1-1-2	0-0-0	0-0
Totals	2-1-3	0-0-0	0-0

4 Malik Chavis ||| 6-2, 194, R-Fr.

Played in two games as a true freshman in 2019 ... Racked up 38 total snaps against Mississippi State and Western Kentucky ... Three-star prospect from Rison, Ark. (Rison HS).

	U-A-T	TFL	INT
2020	17-17-34	3-0-7	2-79
2019	13-12-25	0-0-0	1-6
Totals	30-29-59	3-0-7	3-85

9 Greg Brooks Jr. ||| 5-11, 185, So.

69-yd pick 6 Wk 2 at Mississippi State ... Started all 14 games at nickel back in career ... Played in 515 snaps, the most of any freshman last year ... Made first INT in second half against Missouri (11/29) in Little Rock.



NB

	U-A-T	TFL	INT
2020	3-6-8	0-0-0	0-0
2019	15-7-22	0-0-0	0-0
2018	0-0-0	0-0-0	0-0
Totals	18-13-30	0-0-0	0-0

24 LaDarrius Bishop ||| 6-0, 193, R-So.

Played in 10 games, starting in three at cornerback in 2019 ... Started against San Jose State, Mississippi State and LSU ... Played in two games as a true freshman in 2018.

GRANT MORGAN



- Four 15+ tackle games, the most at Arkansas in a single season since 2002 (Ken Hamlin) and the most in the SEC since Missouri's Kentrell Brothers (2015).



- Leads the FBS in total tackles (104).

- Only FBS player with two 19-tackle games this year, which is tied for second most tackles in a FBS game.

- Became the second FBS player since 2000 to record at least 15 tackles with 3.0 tackles for loss and an interception return for a touchdown against Ole Miss.



- First Razorback interception return for a TD by a linebacker since 2016 (Brooks Ellis).

- SEC co-Defensive Player of the Week



- Nagurski National Defensive Player of the Week

- Chuck Bednarik National Player of the Week



- Burlsworth Trophy nominee

- Butkus Award Semifinalist



- Tied for second-most interceptions in a single game in school history against Ole Miss (3)
- Tied for the third-most in a single game in SEC history
- First SEC freshman to have three interceptions in a game since 2003 (MSST, Darren Williams vs. Troy)
- First Arkansas freshman to have three interceptions in a game
- Jim Thorpe Award Player of the Week
- SEC co-Freshman of the Week
- PFF College MVP



HUDSON CLARK

BUMPER POOL



- Second in the SEC with 11.7 tackles per game

- Made 20 tackles at No. 16 Mississippi State, the FBS single-game high this year

- One of nine SEC players to make 20 tackles in a game in the last 10 years



- SEC co-Defensive Player of the Week

- Nagurski National Player of the Week



JALEN CATALON

Thorpe Award Winners since 2009

Jalen Catalon - Arkansas - 86 tkls, 2.0 TFL, 3 INT, 2 FF, 1 FR

2019 Grant Delpit - LSU - 65 tkls, 4.5 TFL, 2.0 sacks, 2 INT, 1 FR
2018 Deandre Baker - Georgia - 40 tkls, 2.0 TFL, 2 INT, 1 FR, 1 FF
2017 Minkah Fitzpatrick - Alabama - 60 tkls, 8.0 TFL, 1.5 sacks, 1 INT, 1 FF
2016 Adoree Jackson - USC - 55 tkls, 2.0 TFL, 5 INT, 2 FR
2015 Desmond King - Iowa - 72 tkls, 1.0 TFL, 8 INT
2014 Gerod Holliman - Louisville - 44 tkls, 3.0 TFL, 1.0 sack, 14 INT, 1 FF
2013 Darqueze Dennard - Michigan State - 62 tkls, 3.5 TFL, 4 INT, 2 FF
2012 Johnthan Banks - Mississippi State - 63 tkls, 2.0 TFL, 4 INT, 1 FR, 1 FF
2011 Morris Claiborne - LSU - 51 tkls, 1.0 TFL, 6 INT
2010 Patrick Peterson - LSU - 42 tkls, 1.5 TFL, 4 INT, 1 FR
2009 Eric Berry - Tennessee - 87 tkls, 7.0 TFL, 2 INT, 1 FF, 2 FR



- Only player in the nation with 85+ tackles and three interceptions.
- First SEC freshman since 2007 SEC Freshman of the Year and All-American Eric Berry to have at least 86 tackles and three interceptions.
- First SEC freshman to have 70 or more tackles and at least three interceptions since Ole Miss' Denzel Nkemdiche in 2012.
- 86 total tackles leads all freshmen nationally and ranks fourth overall. His 45 solo tackles are second among FBS freshmen and rank 21st nationally overall.
- 10.8 tackles per game leads all FBS freshmen nationally.
- Since at least 1997, only Hog to intercept a pass in back-to-back games.
- Five 10+ tackle performances.
- Most tackles through the season's first eight games by an SEC freshman since at least 2000.
- In the last six seasons, one of only five SEC freshmen to record 80 or more tackles.
- SEC Defensive Player of the Week
- Jim Thorpe Award Player of the Week



DC BARRY ODOM

- Broyles Award nominee
- Through eight SEC games this season compared to Arkansas's eight SEC games last year, the Razorbacks have improved in almost every defensive category. Allowing less points (2020 - 30.9 ppg, 2019 - 39.9 ppg), fewer total yards per game (2020 - 427.6 ypg, 2019 - 471.5 ypg) and rushing yards per game (2020 - 179.0 ypg, 2019 - 249.6 ypg).
- Arkansas' 13 interceptions are more than double the team's output from 2019 (6) and more than the combined total from the Razorbacks' 2018 (5) and 2019 seasons.
- Odom's 2020 defense has also improved in the red zone (2020 - 74%, 2019 - 86%) and third down (2020 - 43%, 2019 - 53%).



- Biletnikoff Award watch list
- Sixth in SEC, 25th in FBS with six receiving touchdowns; fifth in SEC, 30th in FBS with 598 receiving yards.
- Made a touchdown grab in three straight games (Ole Miss, Texas A&M, Tennessee) first time for a Hog since Jonathan Nance in 2017.
- Had 100+ receiving yards in back-to-back games against Ole Miss and Texas A&M, first Hog receiver to have back-to-back 100-yard receiving games since Keon Hatcher in 2016.



TREYLON BURKS

RAZORBACK TRENDS

	2020	Streak
Overall	3-5	L2
At Home	2-2	L1
On the Road	1-3	L3
Neutral	0-0	L5
August	0-0	W2
September	0-1	L3
October	2-2	L1
November	1-2	L2
December-January	0-0	L1
vs. SEC	3-5	L2
vs. Non-Conference	0-0	L2
vs. Ranked Opponents	1-4	L3
Record in Games...		
Decided by 7 pts or less	1-2	L2
Decided by 3 pts or less	0-2	L2
During the day	1-2	L1
At night	2-3	L1
Record When Scoring...		
Less than 21 points	0-1	L8
21+ points	3-4	L2
30+ points	1-2	L2
40+ points	0-0	W3
50+ points	0-0	W4
Record When Allowing...		
Less than 14 points	1-0	W14
Less than 21 points	2-0	W11
21+ points	1-5	L3
Record When...		
Scoring first	2-2	L1
Opponents score first	1-3	L2
Leading after the 10	1-2	L1
Trailing after the 10	1-3	L1
Tied after the 10	1-0	W1
Leading at halftime	2-1	W2
Trailing at halftime	1-4	L2
Tied at halftime	0-0	--
Leading after the 30	3-1	L1
Trailing after the 30	0-4	L23
Tied going into the 40	0-0	W1
In overtime games	0-0	L1
Record With...		
Less than 300 yards total offense	1-1	W1
400+ yards total offense	1-4	L2
500+ yards total offense	0-0	W2
Less than 100 yards rushing	1-1	W1
100+ yards rushing	2-4	L2
200+ yards rushing	0-2	L3
300+ yards rushing	0-0	L1
Less than 200 yards passing	0-0	L7
200+ yards passing	3-5	L2
300+ yards passing	0-2	L3
400+ yards passing	0-0	L2
A 100-yard rusher	0-2	L5
2+ 100-yard rushers	0-0	W8
Record When Allowing...		
Less than 200 total yards	0-0	W6
200+ total yards	2-5	L2
300+ total yards	1-4	L3
400+ total yards	2-4	L3
Less than 100 rush yards	1-0	W1
100+ rush yards	1-5	L2
200+ rush yards	1-2	L1
Less than 200 pass yards	1-1	W1
200+ pass yards	1-5	L3
300+ pass yards	1-1	L1
400+ pass yards	0-0	L3
A 100-yard rusher	2-2	L1
Record When Having...		
No turnovers	1-2	W1
Less than 3 turnovers	3-4	L2
3 or more turnovers	0-1	L20
No takeaways	0-2	L7
Less than 3 takeaways	1-5	L2
3 or more takeaways	2-0	W5
Win turnover battle	3-0	W3
Lost turnover battle	0-1	L14
Turnovers even	1-3	L4
More than 30:00 TOP	1-0	W1
Less than 30:00 TOP	2-5	L2

RAZORBACK NOTEBOOK

SERIES NOTABLES

- Arkansas takes on Missouri for the 12th time, Missouri leads the series, 8-3.
- The Razorbacks are in search of their first win against the Tigers since Nov. 27, 2015, a 28-3 win in Fayetteville.
- Arkansas is looking for its first win in Columbia (0-4).
- Missouri is 4-1 in the series since joining the SEC.
- Missouri won the first-ever meeting, 11-0, on Nov. 10, 1906 in Columbia.
- Since 2015 the teams have played for the Battle Line Trophy with Arkansas winning the first game, 28-3, in Fayetteville. Missouri has a 4-1 lead in Battle Line Trophy games.
- The two teams will square off for the Battle Line Trophy on Saturday.

QUICK HITS

- Arkansas has had at least one player record 100 rushing yards in a game in each of the last 36 years seasons.
- Arkansas has had at least one receiver post a 100-yard receiving game in 14-straight seasons. This season the Razorbacks have four 100+ yard receiving performances for the first time since 2017.
- Thirty-nine student-athletes on the 2020 roster are from inside the state's borders, with five from Fayetteville - Ty Clary, Jon Conley, Elias Hale, Jack Lindsey and Tyson Morris.
- Seventeen different states are represented on this year's team.

LAST TIME OUT

- The Razorbacks moved to 2-2 at home, falling to LSU, 27-24, on Nov. 21.
- QB Feleipe Franks threw for a career-high 339 yards, completing 17-of-26 passes with a TD.
 - WR Mike Woods registered a career-high 140 receiving yards on four catches, with two going for 50 or more yards.
 - WR Treyton Burks made his fifth TD grab in his last five games on a 60-yard strike in the first quarter.
 - LB Grant Morgan tied his career-high with 19 tackles, and is the only FBS player to have two 19 or more tackle games this year.
 - DT Jonathan Marshall made a tackle for loss in his sixth straight game.
 - Arkansas' defense registered at least one turnover for the third straight game, its longest streak of the season.

JELLY OF THE MONTH SCHEDULE

When the SEC revamped the league's schedule prior to the season, shifting to an all-league, 10-game slate, many thought the Razorbacks were dealt one of the most difficult schedules in college football history. That schedule has lived up to the billing with Arkansas entering this weekend as one of four teams (NC State, South Carolina, Kentucky) in America to have faced five teams ranked in the AP Top 25 - No. 5 Texas A&M, No. 6 Florida, No. 13 Georgia, No. 16 Mississippi State and No. 23 Auburn - at the time of the game. Four of those five games came away from Fayetteville and also happen to be four of Arkansas' five losses. The Hogs are also one of just three teams (Georgia, Kentucky) in the nation to have faced three teams in the AP Top 10 at the time of the game. Head Coach Sam Pittman's first win as the Head Hog came at No. 16 Mississippi State in Week 2 of the SEC schedule. Much like the Jelly of the Month Club, the Razorbacks' schedule keeps on giving with No. 1 Alabama set to visit Donald W. Reynolds Razorback Stadium on Dec. 5.

WOODVILLE

Junior WR Mike Woods is second on the team this season with 27 receptions for 553 yards and four touchdowns, while averaging 20.5 yards per catch, the best mark in the SEC and 16th nationally. Against Florida, he made two catches for two touchdowns of 47 and 82 yards and is one of three FBS receivers to make two catches in a game that both went for scores this year. His 82-yard TD against the Gators is tied for the 10th longest TD scoring passing play in program history. The following week against LSU, he posted a career-best 140 yards on five catches, recording back-to-back 100+ yard games for the first time in his career. He ranks second in the country with four receptions of 50 or more yards and is one of seven FBS players this year to have an average of at least 20 yards per catch with a minimum of 25 catches.

MAN IN THE MIDDLE

DL Jonathan Marshall has been The Man in the middle for the Hogs' defense this season. The senior has started all eight games, the first starts of his career, while playing at a high level. Against LSU he played a career-high 88 snaps and was in the Tiger backfield for one tackle for loss to push his streak to six straight games with a TFL. His 6.5 tackles for loss this season are tied with LB Grant Morgan for the team lead and the most in a season in Marshall's career. According to Pro Football Focus, Marshall has played 490 snaps this year, the third most among FBS interior linemen.



Feleipe Franks is on pace to set the school record for completion percentage in a single season. He is completing 68.0% of his passes going into Saturday's game at Missouri.



Mike Woods has become a big play threat over the last two weeks with six catches for 269 yards and two TDs.

THANKFUL FOR FELEIPE

Graduate transfer QB Feleipe Franks is no stranger to the SEC after playing three years at Florida (2017-19). He's made an immediate impact for the Razorbacks, throwing for 2,017 yards and 17 touchdowns, while completing 155-of-228 attempts through the team's first eight games. At Florida, Franks played in 28 games and made 24 starts for the Gators, registering 4,593 passing yards with 37 touchdowns to 17 interceptions and a 59.1% completion percentage (354-for-599). Last season, Franks started the first three games of the season but missed the remainder of the campaign due to an injury.

- His 68.0% completion percentage through eight games is on pace to set the school's single-season record (Kevin Scanlon, 1979, 66.2%).
- His 17 TD passes are the most by an Arkansas QB since 2016 when Austin Allen threw 25 TD passes. He needs one more TD toss to move into a four-way tie for 10th most in a single season in school history.
- Franks is the first Arkansas QB since at least 2000 to throw for 200 or more yards in each of season's first eight games.
- The grad transfer threw at least two touchdowns in three straight games (Texas A&M, Tennessee, Florida), becoming the first Razorback QB to accomplish the feat since Brandon Allen in 2014-15 (Missouri, Texas, UTEP).
- Franks set a career-high with 339 passing yards, completing 17-of-26 attempts, against LSU. He is one of four FBS QBs this season to throw for 330+ yards in a game while completing 17 of fewer passes.
- Franks' nine passes of 50+ yards are the most in the FBS.
- Against Auburn, he threw a career-high four TD passes, which is tied for the eighth most TD passes in program history. It was the most touchdown passes by an Arkansas QB since Brandon Allen's school record seven TDs at Mississippi State in 2015.
- At Texas A&M, Franks ran for a career-best 91 yards, the most by a Razorback QB since Matt Jones (93 yards vs. Texas in 2004).
- This season, Franks is fourth in the SEC in passing TDs (17), passing yards (2,017) and passing efficiency (161.3), passing yards per game (252.1) and passer rating (163.4) and fifth in passing yards per completion (13.01).
- Franks' 17 TD passes are the 16th most in the FBS while his 2,017 passing yards are the 22nd most.

JALEN CATALON IS AN ALL-AMERICAN

Redshirt freshman DB Jalen Catalon is having an All-American season. His 86 total tackles lead all FBS freshmen and is the second-best on the team. The redshirt freshman has totaled three interceptions this year, and is the first Hog since at least 1997 to pick off passes in back-to-back games (Tennessee, Florida). Since 2000, his 86 tackles in the season's first eight games are the most by an SEC freshman. Catalon was limited to just one tackle against Texas A&M due to a targeting penalty in the first half that disqualified him. His three picks have come against Ole Miss, Tennessee and Florida and he is the only FBS player to have 85 or more tackles and three interceptions this year. Catalon is the first SEC freshman to have 86 or more tackles and at least three interceptions in the same year since Tennessee's Eric Berry in 2007 (86 tackles, 5 interceptions).



Jalen Catalon has been a force this year in the secondary. He is the only player in the nation with 85+ tackles and three interceptions.

16 IS A PROBLEM

Sophomore receiver Treyton Burks leads the team with 39 receptions for 598 yards (15.3 ypc) and six touchdowns despite missing the game at Auburn. His six receiving TDs rank sixth in the SEC and 25th nationally. He is also fifth in the SEC in receiving yards (598), receiving yards per game (85.4) and ninth in receptions per game (5.6). He eclipsed 1,000 career receiving yards against LSU in his 18th career game, tying Boo Williams (1999-00) as the fastest Hog receiver to 1,000 yards since 1997. The sophomore is tied for fifth nationally with five games of 90 or more receiving yards and is one of only three Power 5 receivers. He made a TD grab in three straight games against Ole Miss, Texas A&M and Tennessee, becoming the first Hog receiver to grab a TD in three straight games since Jonathan Nance in 2017 (Texas A&M, New Mexico State, South Carolina). Burks produced his second straight 100+ yard game at Texas A&M, catching seven passes for 117 yards. Burks made five catches for 95-yards and a TD against Tennessee and scored on a 59-yard reception.

At Texas A&M, he recorded the first career two touchdown game of his career with scoring snags in the first quarter to cap off the Hogs' scoring drive on a six-yard catch and a 16-yard grab in the fourth quarter. Against Ole Miss, Burks had 137 receiving yards and 46 rushing yards, becoming the third FBS player this season to eclipse 100 receiving yards and 40 rushing yards in the same game. Last year he hauled in 29 passes for 475 yards, leading the team in receiving yards. He averaged 16.4 yards per catch and 43.2 yards per game, both ranking second among conference freshmen.

THAT'S A BIG MITT

Treyton Burks was one of the top baseball players in the state of Arkansas while he was in high school at Warren and had one of the biggest mitts having been blessed with size 10.25 inch hands, measured from thumb to pinky finger.

Here is how his size 5XL hands compare:

- Average male size - 7.6"
- Arizona Cardinals Receiver DeAndre Hopkins - 10.1"
- Cleveland Browns Receiver Odell Beckham Jr. - 10"
- Atlanta Falcons Receiver Julio Jones - 9.75"
- NBA Hall of Famer Shaquille O'Neal - 11.75"

PICKING UP SPEED

The Arkansas offense got off to a slow start this season in the team's first two games averaging just 277.5 yards per game but has picked up speed over the Razorbacks' last six games, averaging 434.3 yards of total offense. The Hogs' last four games have all topped 400 yards in total offense, including a season-best 461 yards at Texas A&M and 458 at Florida. The Razorbacks have posted 400+ total yards three times on the road this season, which is tied for sixth-most in the FBS.

2020 HONORS

WEEKLY AWARDS

Jalen Catalon • R-Fr. • DB

SEC Defensive Player of the Week - Tennessee
Jim Thorpe Award Player of the Week - Tennessee

Hudson Clark • R-Fr. • DB

SEC Freshman of the Week - Ole Miss
Jim Thorpe Award Player of the Week - Ole Miss
PFF MVP of the Week - Ole Miss

Joe Foucha • Jr. • DB

SEC co-Defensive Player of the Week - Mississippi State

Grant Morgan • R-Sr. • LB

SEC co-Defensive Player of the Week - Ole Miss
Chuck Bednarik National Player of the Week - Ole Miss
Nagurski National Defensive Player of the Week - Ole Miss
Athlon Sports Defensive Player of the Week - Ole Miss

Bumper Pool • Jr. • LB

SEC co-Defensive Player of the week - Mississippi State
Nagurski National Defensive Player of the Week - MSST

PRESEASON ALL-SEC

Rakeem Boyd • Sr. • RB

Phil Steele - Second Team Offense
Athlon Sports - Second Team Offense
SEC Coaches - Second Team Offense

Treyton Burks • So. • WR

Phil Steele - Third Team Punt Return

Ty Clary • Sr. • OL

Phil Steele - Fourth Team Offense

Bumper Pool • Jr. • LB

Phil Steele - Fourth Team Defense

Jordan Silver • Sr. • LS

Phil Steele - Fourth Team Special Teams

Ricky Stromberg • So. • OL

Athlon Sports - Fourth Team Offense

De'Vion Warren • Sr. • WR

Phil Steele - Fourth Team Kick Return
Athlon Sports - Fourth Team Kick Return

WATCH LISTS

Rakeem Boyd • Sr. • RB

Doak Walker Award
Maxwell Award
Reese's Senior Bowl Top 250
Earl Campbell Tyler Rose Award

Treyton Burks • So. • WR

Biletnikoff Award
Paul Hornung Award

Jalen Catalon • R-Fr. • DB

FWAA Freshman All-American Watch List

Hudson Clark • R-Fr. • DB

FWAA Freshman All-American Watch List

Myron Cunningham • Sr. • OL

Reese's Senior Bowl Top 250

Feleipe Franks • Sr. • QB

Johnny Unitas Golden Arm Award Top 15
Reese's Senior Bowl Top 250

Brady Latham • R-Fr. • OL

FWAA Freshman All-American Watch List

Grant Morgan • R-Sr. • LB

Burlsworth Trophy nominee
The Butkus Award Semifinalist

Barry Odom • Defensive Coordinator

Broyles Award nominee

A.J. Reed • Sr. • K

Lou Groza Award

RAZORBACKS IN THE NFL

#PRHOGS

As of Nov. 29, 2020

Name	Pos.	NFL Team
McTelvin Agim	DL	Denver Broncos
Brandon Allen	QB	Cincinnati Bengals
Alex Collins	RB	Seattle Seahawks
Kamren Curl	S	Washington Football Team
Trey Flowers	DE	Detroit Lions
^Hjalte Froholdt	OL	Houston Texans
Dre Greenlaw	LB	San Francisco 49ers
^Chase Harrell	TE	San Francisco 49ers
De'Jon Harris	LB	Green Bay Packers
Hunter Henry	TE	Los Angeles Chargers
^Cody Hollister	WR	Tennessee Titans
^Jeremiah Ledbetter	DT	Tampa Bay Buccaneers
Jason Peters	OL	Philadelphia Eagles
Frank Ragnow	OL	Detroit Lions
Randy Ramsey	LB	Green Bay Packers
^Dan Skipper	OL	Detroit Lions
^Chris Smith	DE	Las Vegas Raiders
^T.J. Smith	DL	Los Angeles Chargers
Jeremy Sprinkle	TE	Washington Football Team
Armon Watts	DL	Minnesota Vikings
Deatrich Wise Jr.	DE	New England Patriots

* Reserve/Injured // ^ Practice Squad

ACTIVE CAREER LEADERS

TACKLES

Rank	Player, Class	Tackles
1.	Bumper Pool, Jr.	205
	Grant Morgan, R-Sr.	205
3.	Joe Foucha, Jr.	147
4.	Jalen Catalon, R-Fr.	92
5.	Hayden Henry, Sr.	76

TACKLES FOR LOSS

Rank	Player, Class	TFL
1.	Grant Morgan, R-Sr.	15.5
2.	Bumper Pool, Jr.	14.5
3.	Jonathan Marshall, Sr.	11.5
4.	Hayden Henry, Sr.	5.5
5.	Dorian Gerald, R-Sr.	4.0

SACKS

Rank	Player, Class	Sacks
1.	Grant Morgan, R-Sr.	4.0
2.	Hayden Henry, Sr.	2.5
3.	Julius Coates, Jr.	2.0
	Eric Gregory, R-Fr.	2.0
5.	Dorian Gerald, R-Sr.	1.5

INTERCEPTIONS

Rank	Player, Class	INTs
1.	Hudson Clark, R-Jr.	3
	Greg Brooks, So.	3
	Montaric Brown, Jr.	3
	Jalen Catalon, R-Fr.	3
5.	Grant Morgan, R-Sr.	1
	Eric Gregory, R-Fr.	1

RUSHING

Rank	Player, Class	Yards
1.	Rakeem Boyd, Sr.	2,176
2.	Feleipe Franks, R-Sr.	667
3.	Trelon Smith, R-Jr.	529
4.	T.J. Hammonds, R-Sr.	370
5.	De'Vion Warren, Sr.	93

RECEPTIONS

Rank	Player, Class	Receptions/Yards
1.	Mike Woods, Jr.	80/1,182
2.	Treyton Burks, So.	68/1,073
3.	Rakeem Boyd, Sr.	73/867
4.	Trey Knox, So.	34/427
5.	Trelon Smith, R-Jr.	24/134

RAZORBACK NOTEBOOK

GROUND GAME MOVING IN RIGHT DIRECTION

After posting an average of 86.3 rushing yards per game over the season's first three contests, the Razorbacks have averaged 176.4 yards per game on the ground over the last five games. On the road at Texas A&M, Arkansas racked up a season-high 222 yards and followed up with 198 yards in the win over Tennessee. At Florida, the Hogs rumbled for 208 yards and three TDs, the most rushing yards and TDs the Gators have allowed all year. Against the Aggies, RB Rakeem Boyd ran for 100 yards and QB Feleipe Franks added 91, the most by a Razorback QB since Matt Jones in 2004 vs. Texas. The Hogs had three rushers eclipse 40 yards against the Volunteers in Trelon Smith (72), Rakeem Boyd (65) and De'Vion Warren (41). At Florida, three different ball carriers scored a rushing TD (Trelon Smith, Rakeem Boyd and K.J. Jefferson) in a game for the first time since 2017 against Florida A&M. Smith also recorded the first 100-yard game of his career with 118 yards powered by an 83-yard TD run for his first-ever rushing TD. Franks emergence in the running game has been evident with the Hogs' QB toting the rock 64 times for 180 yards and a score.

SLOW START, FAST START

The Arkansas offense has started slow this season in the first half but been incredible to start the second half. The Razorbacks have taken their first possession of the game for points just twice this season. In the Razorbacks' eight games this season, the offense has picked up 10 first downs and 218 yards (27.3 ypg). The halftime adjustments offensive coordinator Kendal Briles has made have worked like a charm. The Arkansas offense has taken their first drive of the second half for points in six of the team's eight games, including touchdowns in four of those games. The Hogs took their opening possession of the second half at Florida 75 yards for a touchdown with Rakeem Boyd punching it in from 12 yards out. Arkansas is averaging 53.4 yards per game on their first drive of the second half.

CAPTAIN MORGAN

Senior captain and former walk-on Grant Morgan leads the nation with 104 total tackles and is a Butkus Award Semifinalist, which is awarded to the nation's top linebacker. He has recorded four games of 15 or more tackles, the most in a single-season at Arkansas since safety Ken Hamlin had four in 2002. Morgan became the first Razorback since Tony Bua in 2003 to record consecutive games of 15+ tackles with his second 19-tackle performance vs. LSU. His first 19-tackle game came in the win over Ole Miss along with 3.0 tackles for loss, 1.0 sack, two passes broken up and an interception return for a touchdown. Morgan became the second FBS player since 2000 to record at least 15 tackles with 3.0 tackles for loss and an interception return for a touchdown. He tied his career-high of 19 tackles against LSU while making 1.5 tackles for loss. Both of his 19-tackle games are the second-most in a single-game by an FBS player this season, trailing only teammate Bumper Pool's 20 stops at Mississippi State. Morgan has not missed a game in his three years playing for the Hogs, and made his first career start this year in Week 1 vs. Georgia. The Greenwood, Ark. native is the younger brother of former Arkansas receiver Drew Morgan.

PICK SIX CITY

Arkansas' three interceptions returned for touchdowns are tied for the most in the nation with Kentucky and Wake Forest. Greg Brooks Jr., Jalen Catalon and Grant Morgan have all returned interceptions for touchdowns this season. Brooks Jr. recorded the first Hog pick-six since Santos Ramirez in 2016, intercepting Mississippi State QB K.J. Costello on the opening drive for a 69-yard score to set the Hogs on their way to an upset on the road. Catalon (35 yards) and Morgan (23 yards) both made house calls against Ole Miss, with Morgan's late in the fourth quarter sealing the win. The Razorbacks recorded two interceptions returned for touchdowns in the same game for the first time in recent records (since 1997).

FIRST TIMERS

Redshirt freshman DL Taurean Carter joined the list of first time starters for the Razorbacks this year against LSU. Carter became the 13th first-time starter on the defense this season to push the Hogs' number of first-timers to 19 in the first eight games of 2020, the 10th-most in college football and the second most in the SEC (Mississippi State, 20). Arkansas has sent out 10 freshmen, including two true freshmen, with the first team. The list of first-timers does not include QB Feleipe Franks and DB Jerry Jacobs, who started games at their previous schools.

THE NEXT BIG THING FROM WARREN, ARKANSAS

Warren, Ark. is a small town (population 5,587) in southern Arkansas that is famous for two things: tomatoes and producing NFL players. The town has annually hosted the Pink Tomato Festival in June since 1956, celebrating the South Arkansas Vine Ripe Pink Tomato. The Warren HS Lumberjacks are one of the elite programs in the state having won four state titles and produced NFL players and former Razorbacks Greg Childs, Chris Gragg and Jarius Wright.



On the **road** this year, the Hogs will throw it back to the classic white uniforms from the 2006-07 seasons.

RAZORBACK NOTEBOOK

BARRY ODOM IS A WIZARD

Defensive Coordinator and Broyles Award nominee Barry Odom has worked his magic on the Arkansas defense this year despite working with a group that lost three players from last year's defense that are now on active NFL rosters. Odom's defense is better in nearly every defensive category compared to last season's defense. The Hogs have forced an SEC-best 17 turnovers through the team's first eight games of an all SEC schedule, including 13 interceptions - the second-most in the FBS. Those 13 picks are more than Arkansas' total from the last two years (11) combined and the most for the program in a single season since 2009 when the team picked off 13 passes.

Stat	2020	2019
PPG	30.9	39.9
Total Yards	427.6	471.5
Rushing Yards	179.0	249.6
Red Zone	74%	86%
Third Down	43%	53%

*2019 stats from SEC games only



Barry Odom of Gryffindor

TACKLING TRIO

LBs Grant Morgan and Bumper Pool have teamed up with Jalen Catalon to account for 39.3% of the Razorbacks tackles to this point in the season. They are the team's top three tacklers and have combined for 272 tackles. Morgan's FBS-leading 104 tackles gives the Razorbacks four straight seasons with at least one player with 100+ tackles and five of the last six seasons.

HIS NAME IS BUMPER POOL

Junior linebacker Bumper Pool is third on the team in total tackles (82) and his average of 11.7 tackles per game is second in the SEC while ranking ninth nationally. Pool's 20 tackles in Arkansas' 21-14 Week 2 win at No. 16 Mississippi State is this season's FBS single-game best. The mark ranks 10th in school history for most tackles in a game, and he is just one of nine SEC players to reach 20 stops in a game over the last 10 years. Jerry Franklin (2010 vs. Ole Miss) was the last Razorback to have 20 tackles in a game, while Pool is the first Hog to have 20 tackles with two passes broken up. Pool captured SEC co-Defensive Player of the Week and Bronko Nagurski National Defensive Player of the Week honors for the effort. In Week 5 at Texas A&M, Pool had a game-high 14 tackles with a career-high 3.0 tackles for loss. The following week, he again recorded a game-high 14 tackles with 1.5 tackles for loss and a QB hurry against Tennessee. Last year, Pool was second of the team with 94 tackles.

HOGS UNITED

In an effort to fight social injustices and engage in the community, the Arkansas football team has committed to devoting time regularly throughout the season to community service. During camp, the team videochatted with members of the Fayetteville Boys & Girls Club and Yvonne Richardson Center, continuing to encourage them as society handles this unique time period. The Hogs also engaged in a discussion with members of the Fayetteville Police Department as a team. This season, the Razorbacks will wear a patch on their jerseys with the word "Equality" as the team strives to make an impact to better our community, state and nation.



C ON THEIR CHEST

On Sept. 16, head coach Sam Pittman announced the team's four captains for the 2020 season. All seniors, the captain's list includes: Rakeem Boyd, Feleipe Franks, Jonathan Marshall and Grant Morgan. Boyd served as one of the team's rotating captain for last year's game against Colorado State. For the 2020 campaign, only one player will be allowed to participate in the pregame coin toss due to player safety precautions.

RECOGNIZE THE PATCH

Thirteen Razorbacks will replace their normal SEC patch with the SEC Graduate patch, indicating they've already earned their degree. The honor will be worn by Shane Clinen, Elias Hale, Hayden Henry, Blake Kern, Jack Lindsey, Jonathan Marshall, Grant Morgan, Tyson Morris and Dalton Wagner, as well as grad transfers Feleipe Franks, Jerry Jacobs, Xavier Kelly and A.J. Reed.

The 83rd football season at **Donald W. Reynolds Razorback Stadium** is officially underway. Arkansas has played over 300 games at the current site, winning more than 64 percent of its contests.



SEC STANDINGS

EASTERN DIVISION

Team	OVR	SEC	Home	Road	Strk
Florida	7-1	7-1	4-0	2-1	W5
Georgia	6-2	6-2	3-0	3-1	W2
Missouri	4-3	4-3	3-1	1-2	W2
Kentucky	3-6	3-6	2-2	1-4	L2
Tennessee	2-5	2-5	1-2	1-3	L5
S. Carolina	2-7	2-7	1-4	1-3	L5
Vanderbilt	0-8	0-8	0-4	0-4	L8

WESTERN DIVISION

Team	OVR	SEC	Home	Road	Strk
Alabama	8-0	8-0	5-0	3-0	W8
Texas A&M	6-1	6-1	4-0	2-1	W5
Auburn	5-3	5-3	4-0	1-3	L1
Ole Miss	4-4	4-4	2-3	2-1	W3
LSU	3-4	3-4	1-1	2-3	L1
Arkansas	3-5	3-5	2-2	1-3	L2
Miss. State	2-6	2-6	1-2	1-4	L2

THIS WEEK IN THE SEC

Saturday, December 5

Arkansas at Missouri | 11 a.m. | SECN
 Texas A&M at Auburn | 11 a.m. | ESPN
 Florida at Tennessee | 2:30 p.m. | CBS
 Vanderbilt at Georgia | 3 p.m. | SECN
 South Carolina at Kentucky | 6:30 p.m. | SECN
 Alabama at LSU | 7 p.m. | CBS

NEXT WEEK IN THE SEC

Saturday, December 12

Texas A&M at Tennessee | TBD | TBD
 LSU at Florida | TBD | TBD
 Auburn at Mississippi State | TBD | TBD
All times Central



THE HOG POD WITH BO MATTINGLY

Check out the Hog Pod with Bo Mattingly for great stories and insight about Razorbacks football - including episodes with Head Coach Sam Pittman, defensive coordinator Barry Odom, offensive coordinator Kendal Briles, special teams coordinator Scott Fountain, LB coach Rion Rhoades, RB Rakeem Boyd, QB Feleipe Franks and AD Hunter Yurachek. Find the podcast on apple podcasts, Spotify or visit arkansasrazorbacks.com/thehogpod.

MISCELLANEOUS OFFENSE STATS

GAMES WITH A RECEPTION

Player	2017	2018	2019	2020	Career
Rakeem Boyd	--	9	7	5	21
Treyton Burks	--	--	10	7	17
T.J. Hammonds	1	3	3	1	8
Hudson Henry	--	--	2	5	7
Koilan Jackson	--	1	2	--	3
KJ Jefferson	--	--	1	0	1
Blake Kern	0	0	0	7	7
Trey Knox	--	--	7	3	10
Tyson Morris	--	2	8	5	15
Trelon Smith	--	--	--	7	7
De'Vion Warren	1	2	3	7	13
John David White	--	--	1	0	1
Mike Woods	--	8	9	8	25

5+ RECEPTIONS

Player	2017	2018	2019	2020	Career
Rakeem Boyd	--	1	0	0	1
Treyton Burks	--	--	1	5	6
Hudson Henry	--	--	0	1	1
Trey Knox	--	--	3	0	3
Trelon Smith	--	--	--	2	2
De'Vion Warren	--	--	--	1	1
Mike Woods	--	0	2	1	3

20+ YARD RECEPTION

Player	2017	2018	2019	2020	Career
Rakeem Boyd	--	3	2	0	5
Treyton Burks	--	--	10	9	19
T.J. Hammonds	1	1	--	1	3
Blake Kern	0	0	0	2	2
Trey Knox	--	--	5	0	5
Tyson Morris	--	0	1	0	1
Trelon Smith	--	--	--	1	1
De'Vion Warren	0	0	0	5	5
Mike Woods	--	4	6	7	17

40+ YARD RECEPTION

Player	2017	2018	2019	2020	Career
Treyton Burks	--	--	0	4	4
T.J. Hammonds	1	1	0	1	3
Trey Knox	--	--	1	0	1
De'Vion Warren	--	--	--	2	2
Mike Woods	--	0	3	5	8

FIRST DOWN RECEPTIONS

Player	2017	2018	2019	2020	Career
Rakeem Boyd	--	5	7	0	12
Treyton Burks	--	--	22	24	46
T.J. Hammonds	1	2	1	1	5
Hudson Henry	--	--	1	7	8
Koilan Jackson	--	1	2	0	3
Blake Kern	0	0	0	10	10
Trey Knox	--	--	15	3	18
Tyson Morris	--	2	9	3	14
Trelon Smith	--	--	--	6	6
De'Vion Warren	0	1	1	12	14
John David White	--	--	1	0	1
Mike Woods	--	9	22	18	49

100 YARDS RECEIVING

Player	2017	2018	2019	2020	Career
Treyton Burks	--	--	0	3	3
De'Vion Warren	0	0	0	1	1
Mike Woods	--	0	1	2	4

GAMES WITH A RECEIVING TD

Player	2017	2018	2019	2020	Career
Treyton Burks	--	--	0	4	4
T.J. Hammonds	1	1	0	0	2
Hudson Henry	--	--	--	1	1
Koilan Jackson	--	0	1	0	1
Blake Kern	0	0	0	1	1
Trey Knox	--	--	2	0	2
Tyson Morris	--	1	1	1	3
Trelon Smith	--	--	--	1	1
De'Vion Warren	0	1	0	2	3
Mike Woods	--	1	4	3	8

GAMES WITH MULTIPLE RECEIVING TDS

Player	2017	2018	2019	2020	Career
Treyton Burks	--	--	0	1	1
De'Vion Warren	0	0	0	1	1
Mike Woods	--	0	0	1	1

10+ YARD RUNS

Player	2017	2018	2019	2020	Career
Rakeem Boyd	--	22	26	6	54
Treyton Burks	--	--	1	3	4
Feleipe Franks	--	--	--	7	7
T.J. Hammonds	9 (3)	1	2	0	15
KJ Jefferson	--	--	3	2	5
John Stephen Jones	--	1	1	0	2
Jack Lindsey	--	--	1	0	1
A'Montae Spivey	--	--	1	0	1
Trelon Smith	--	--	--	5	11
De'Vion Warren	0	1	3	2	6

20+ YARD RUNS

Player	2017	2018	2019	2020	Career
Rakeem Boyd	--	9	8	0	17
Feleipe Franks	--	--	--	3	3
T.J. Hammonds	4 (1)	0	1	0	6
KJ Jefferson	--	--	1	0	1
Jack Lindsey	--	--	1	0	1
Trelon Smith	--	--	--	3	3
De'Vion Warren	0	0	0	1	1

RUSHING FIRST DOWNS

Player	2017	2018	2019	2020	Career
Rakeem Boyd	--	32	34	20	85
Treyton Burks	--	--	1	4	5
Feleipe Franks	--	--	--	11	11
T.J. Hammonds	9 (4)	1	2	1	17
KJ Jefferson	--	--	7	3	10
John Stephen Jones	--	0	2	--	2
Jack Lindsey	--	--	1	--	1
Trelon Smith	--	--	--	20	20
De'Vion Warren	0	1	3	2	6

100 YARDS RUSHING

Player	2017	2018	2019	2020	Career
Rakeem Boyd	--	3	5	1	9
T.J. Hammonds	1	0	0	0	1
Trelon Smith	--	--	--	1	1

GAMES WITH A RUSHING TD

Player	2017	2018	2019	2020	Career
Rakeem Boyd	--	2	5	3	10
TJ Hammonds	1 (1)	0	0	0	2
KJ Jefferson	--	--	1	1	2
Trelon Smith	--	--	--	1	1

GAMES WITH MULTIPLE RUSHING TDS

Player	2017	2018	2019	2020	Career
Rakeem Boyd	--	0	3	0	3

GAME 9: MISSOURI

MISC. DEFENSE STATS

DOUBLE-DIGIT TACKLES

Player	2017	2018	2019	2020	Career
Jalen Catalon	--	--	--	5	4
Joe Foucha	--	0	2	1	3
Grant Morgan	0	0	0	6	5
Bumper Pool	--	0	2	5	6

TEAM LEADER IN TACKLES (Ties included)

Player	2017	2018	2019	2020	Career
Jalen Catalon	--	--	--	1	1
Joe Foucha	--	0	2	0	2
Grant Morgan	1	0	0	4	5
Bumper Pool	--	0	3	3	6

GAMES WITH A SACK (Half sacks included)

Player	2017	2018	2019	2020	Career
Julius Coates	--	--	--	1	1
Joe Foucha	--	0	0	1	1
Dorian Gerald	--	--	0	1	1
Eric Gregory	--	--	--	3	3
Hayden Henry	0	1	1	1	3
Xavier Kelly	--	--	--	1	1
Jonathan Marshall	0	0	0	1	1
Grant Morgan	0	0	1	3	4
Isaiah Nichols	--	--	--	1	1
Bumper Pool	0	0	1	1	2
Zach Williams	--	--	0	1	1

MULTIPLE SACKS (1.5 sacks or more)

Player	2017	2018	2019	2020	Career
Dorian Gerald	--	--	0	1	1

CAREER 100-YARD RUSHING GAMES

Rakeem Boyd • Sr. • RB (9)

185 - Western Kentucky, 2019
134 - Kentucky, 2019
122 - Colorado State, 2019
114 - Mississippi State, 2019
114 - Portland State, 2019
113 - Vanderbilt, 2018
109 - Ole Miss, 2018
102 - Alabama, 2018
100 - Texas A&M, 2020

T.J. Hammonds • R-Sr. • RB (1)

119 - Coastal Carolina, 2017

Trelon Smith • R-Jr. • RB (1)

118 - Florida, 2020

CAREER 100-YARD RECEIVING GAMES

Treyton Burks • So. • WR (3)

137 - Ole Miss, 2020
117 - Texas A&M, 2020
102 - Georgia, 2020

De'Vion Warren • Sr. • WR (1)

100 - Mississippi State, 2020

Mike Woods • Jr. • WR (3)

140 - LSU, 2020
129 - Florida, 2020
115 - San Jose State, 2019

MONEY PLAYS

NOTE: Money plays are defined as plays resulting in a first down or a touchdown.

Money Rushers

	1st	TD	No	Att
Rakeem Boyd	20	3	21	82
Trelon Smith	20	2	21	89
Feleipe Franks	11	1	12	69
Treyton Burks	4	0	4	12
KJ Jefferson	3	1	3	7
DeVion Warren	2	0	2	4
TJ Hammonds	1	0	1	3
TOTALS	61	7	64	276

1st Down

Money Rushers	1st	TD	No	Att
Trelon Smith	7	1	7	44
Rakeem Boyd	3	1	4	40
KJ Jefferson	2	1	2	2
DeVion Warren	2	0	2	3
Feleipe Franks	1	0	1	26
Treyton Burks	1	0	1	8
TOTALS	16	3	17	130

2nd Down

Money Rushers	1st	TD	No	Att
Trelon Smith	11	1	12	33
Rakeem Boyd	11	2	11	35
Feleipe Franks	6	1	7	25
Treyton Burks	1	0	1	2
KJ Jefferson	1	0	1	2
TJ Hammonds	1	0	1	1
TOTALS	31	4	33	103

3rd Down

Money Rushers	1st	TD	No	Att
Rakeem Boyd	5	0	5	6
Feleipe Franks	4	0	4	18
Trelon Smith	2	0	2	12
Treyton Burks	2	0	2	2
TOTALS	13	0	13	41

4th Down

Money Rushers	1st	TD	No	Att
Rakeem Boyd	1	0	1	1
TOTALS	1	0	1	2

Money Receptions

	1st	TD	No	Rec
Treyton Burks	24	6	25	39
Mike Woods	18	4	20	26
DeVion Warren	12	3	12	15
Blake Kern	10	1	11	17
Hudson Henry	7	1	7	16
Trelon Smith	6	1	7	20
Tyson Morris	3	1	4	6
Trey Knox	3	0	3	5
Woods+Spivey	1	0	1	1
TJ Hammonds	1	0	1	1
TOTALS	85	17	91	156

1st Down

Money Receptions	1st	TD	No	Rec
Mike Woods	12	2	12	13
Treyton Burks	10	3	11	19
DeVion Warren	7	2	7	10
Blake Kern	4	1	5	9
Tyson Morris	1	1	2	3
TJ Hammonds	1	0	1	1
Trey Knox	1	0	1	2
Woods+Spivey	1	0	1	1
TOTALS	37	9	40	78

2nd Down

Money Receptions	1st	TD	No	Rec
Treyton Burks	6	1	6	11
Hudson Henry	5	1	5	5
Mike Woods	3	1	4	6
DeVion Warren	3	1	3	3
Blake Kern	3	0	3	4
Trey Knox	2	0	2	3
Trelon Smith	2	0	2	5
Tyson Morris	1	0	1	2
TOTALS	25	4	26	39

3rd Down

Money Receptions	1st	TD	No	Rec
Treyton Burks	7	2	7	8
Trelon Smith	3	1	4	6
Blake Kern	3	0	3	4
Mike Woods	2	1	3	6
Hudson Henry	2	0	2	4
DeVion Warren	2	0	2	2
Tyson Morris	1	0	1	1
TOTALS	20	4	22	36

4th Down

Money Receptions	1st	TD	No	Att
Trelon Smith	1	0	1	1
Mike Woods	1	0	1	1
Treyton Burks	1	0	1	1
TOTALS	3	0	3	3

GAME 9: MISSOURI

20+ YARD BREAKDOWN

BY YARDS

Yards	No.	TD
100+	0	0
90-99	0	0
80-89	2	2
70-79	0	0
60-69	2	2
50-59	7	1
40-49	3	2
30-39	5	2
20-29	21	1
TOTAL	40	10

BY TYPE

Type	No.	TD
Rushing	8	1
Passing	25	6
Punt returns	0	0
Kick returns	3	0
Interceptions	4	3
Fumble returns	0	0
Other	0	0
TOTAL	40	10

BY PLAYER

Player	No.	TD	R	P	KR	PR	IR	FR
Treylon Burks	9	3	0	9	0	0	0	0
DeVion Warren	9	1	1	5	3	0	0	0
Mike Woods	7	2	0	7	0	0	0	0
Trelon Smith	4	1	3	1	0	0	0	0
Feleipe Franks	3	0	3	0	0	0	0	0
Blake Kern	2	0	0	2	0	0	0	0
TJ Hammonds	2	0	1	1	0	0	0	0
Jalen Catalon	1	1	0	0	0	0	1	0
Greg Brooks Jr	1	1	0	0	0	0	1	0
Grant Morgan	1	1	0	0	0	0	1	0
Joe Foucha	1	0	0	0	0	0	1	0
TOTAL	40	10	8	25	3	0	4	0

ARKANSAS 20+ YARD PLAYS

Yards	Type	Player(s)	Opponent
*83	Rush	Trelon Smith	Florida
*82	Pass	Mike Woods from Feleipe Franks	Florida
*69	INT	Greg Brooks Jr	Mississippi State
*65	Pass	Treylon Burks from Feleipe Franks	LSU
*59	Pass	Treylon Burks from Feleipe Franks	Tennessee
56	Pass	Mike Woods from Feleipe Franks	Tennessee
55	Pass	Treylon Burks from Feleipe Franks	Ole Miss
52	Pass	DeVion Warren from Feleipe Franks	Mississippi State
51	Pass	TJ Hammonds from Feleipe Franks	LSU
50	Pass	Mike Woods from Feleipe Franks	LSU
50	Pass	Mike Woods from Feleipe Franks	LSU
*49	Pass	Treylon Burks from Feleipe Franks	UGA
*47	Pass	Mike Woods from Feleipe Franks	Florida
44	Pass	DeVion Warren from Feleipe Franks	Auburn
36	Pass	Treylon Burks from Feleipe Franks	Texas A&M
35	Pass	Blake Kern from Feleipe Franks	Auburn
*35	INT	Jalen Catalon	Ole Miss
32	KR	DeVion Warren	Florida
*30	Pass	DeVion Warren from Feleipe Franks	Auburn
29	Rush	TJ Hammonds	LSU
29	Pass	Mike Woods from Feleipe Franks	LSU
28	Rush	Feleipe Franks	Texas A&M
28	Pass	DeVion Warren from Feleipe Franks	UGA
28	Rush	Feleipe Franks	Texas A&M
27	Pass	Treylon Burks from Feleipe Franks	UGA
26	INT	Joe Foucha	Mississippi State
26	KR	DeVion Warren	Tennessee
25	Pass	Trelon Smith from Feleipe Franks	Auburn
25	Pass	Treylon Burks from Feleipe Franks	Florida
24	Rush	Feleipe Franks	Tennessee
24	Pass	Blake Kern from Feleipe Franks	Tennessee
*23	INT	Grant Morgan	Ole Miss
23	Rush	Trelon Smith	Tennessee
22	Rush	DeVion Warren	Tennessee
22	Rush	Trelon Smith	Tennessee
22	Pass	DeVion Warren from Feleipe Franks	Texas A&M
21	Pass	Treylon Burks from Feleipe Franks	Texas A&M
21	KR	DeVion Warren	Florida
20	Pass	Treylon Burks from Feleipe Franks	UGA
20	Pass	Mike Woods from Feleipe Franks	Mississippi State

* touchdown scored on play

NEED TO KNOW INFO

Opponent	Captains	Length	Coin Toss	Kick/Receive	Helmet/Jersey/Pants	Attendance	1st Poss.	Opp. 1st Poss.	Result
Georgia	Morgan, Boyd, Franks, Marshall	3:44	UGA	REC	Cardinal/Cardinal/White	16,500	PUNT	PUNT	L 37-10
at Miss. State	Boyd, Franks, Marshall, Morgan	3:19	ARK	KICK	Cardinal/White/White	13,564	PUNT	INT	W 21-14
at Auburn	Franks, Marshall, Morgan	3:37	AUB	REC	Cardinal/White/White	17,490	PUNT	PUNT	L 30-28
Ole Miss	Franks, Boyd, Marshall, Morgan	3:20	MISS	REC	Cardinal/Cardinal/White	16,500	PUNT	FUM	W 33-21
at Texas A&M	Morgan, Boyd, Franks, Marshall	3:22	ARK	KICK	Cardinal/White/White	27,114	TD	PUNT	L 42-31
Tennessee	Franks, Boyd, Marshall, Morgan	2:59	ARK	KICK	Cardinal/Cardinal/White	16,500	PUNT	FG	W 24-13
at Florida	Franks, Boyd, Marshall, Morgan	3:21	ARK	KICK	Cardinal/White/White	16,116	TD	TD	L 63-35
LSU	Morgan, Franks, Marshall	3:36	LSU	REC	Cardinal/Cardinal/White	16,500	PUNT	PUNT	L 27-24
at Missouri									
Alabama									

HEAD COACH SAM PITTMAN

- Arkansas' three wins this season are the most for a team coming off a zero-win SEC schedule since Auburn's Gus Malzahn in 2012.
- Led the Razorbacks to three wins already in his first year as head coach - the most SEC wins since 2016 and most wins overall since 2017.
- Snapped the program's 20-game SEC losing streak with a victory at No. 16 Mississippi State in just the team's second game of the season.
- He is the first first-year Arkansas head coach to win three or more SEC games in his first season since Houston Nutt won six in 1998.
- Has overseen a turnaround on both sides of the ball with the defense forcing an SEC-best 17 turnovers and the offense averaging 55 yards more per game than last season.



Sam Pittman returns to The Hill as the 34th head coach in Razorback history after four seasons on staff at Georgia, including this last season when he served as the Associate Head Coach and offensive line coach for the Bulldogs. Georgia was just the most recent stop of Pittman's career that has spanned the high school, junior college and collegiate levels.

The Oklahoma native has coached at seven different Power 5 schools during his 32 years of coaching, including Oklahoma, Missouri, Kansas, North Carolina and Tennessee. With a wealth of experience, Pittman is widely regarded as one of the nation's best offensive line coaches and recruiters. He has coached 15 players that have been selected in the NFL Draft since 2013, including first round picks Andrew Thomas (4th in 2020), Isaiah Wilson (29th in 2020), Frank Ragnow (20th in 2018), Isaiah Wynn (23rd overall in 2018), Ja'Wuan James (19th overall in 2014) and Jonathan Cooper (7th overall in 2013). Overall, Pittman has coached seven offensive linemen that were selected in the first round of the NFL Draft, including Stockar McDougle (20th overall in 2000). Travis Swanson also became the highest drafted Razorback center in school history when he was picked 76th overall in 2014.

"Sam Pittman has been an integral part of successful teams that have competed at the highest levels, including for SEC and NCAA Championships," Vice Chancellor and Director of Athletics Hunter Yurachek said. "As one of the nation's premier offensive line coaches, he has built a remarkable body of work thanks to his tremendous passion for his student-athletes, including teaching the fundamentals and developing his players on and off the field. Sam instills in his players the motivation, grit and determination required to compete and win. Throughout this process, I heard from many of his former players about the tremendous influence he had on them as a player and as a man."

"Sam knows the Southeastern Conference inside and out and is one of the nation's best recruiters. His connections throughout football will enable him to build a quality coaching staff. In his previous tenure, Sam and his wife Jamie fell in love with the state of Arkansas and with Razorback fans. They know what a special place this is and are excited for the opportunity to come back to the Home of the Razorbacks."

Pittman arrived in Athens in 2016 as the offensive line coach as part of Kirby Smart's first staff. In his four seasons with the Bulldogs, Pittman helped Georgia to unprecedented success including three-straight Southeastern Conference Eastern Division titles. In 2019, the Bulldogs' rushing attack has been led by D'Andre Swift, who finished fourth in the league with 1,216 yards just ahead of Arkansas' Rakeem Boyd (1,133).

The 2017 Bulldogs were a special team, winning 13 games, the SEC championship and making the school's first-ever College Football Playoff appearance - a win over Oklahoma in the Rose Bowl. Georgia's offense that year was the best in the SEC and ninth nationally in rushing, led by Nick Chubb and Sony Michel. During his four seasons in Athens, he was part of a staff that produced four Top 10 recruiting classes, including the nation's No. 1 class in 2018.

An original member of Bret Bielema's staff at Arkansas in 2013, Pittman helped build the Razorbacks' offensive line into one of the best in the league. He quickly made an impact, helping Travis Swanson earn first-team All-America honors and be a Rimington Trophy finalist in 2013. His first two offensive lines at Arkansas led the SEC in sacks allowed per game and his offensive line in 2014 paved the way for two 1,000-yard rushers in Jonathan Williams and Alex Collins. That OL also averaged 328.4 pounds per player as the largest offensive line in the FBS and NFL that season.

In Pittman's final year in Fayetteville his offensive line contributed to an offense that finished second in the SEC in total offense (456.8 ypg), second in scoring (40.2 ppg) and third in passing offense (264.2 ypg). During his tenure with the Razorbacks, Pittman mentored some of the best offensive linemen at Arkansas in recent memory, including Swanson, Sebastian Tretola, Dan Skipper and Frank Ragnow.

Pittman's coaching career began in 1987 as the head coach at Princeton (Mo.) HS. He coached at Hutchinson (Kan.) CC for three seasons, including the final two as the head coach, before getting his first FBS opportunity at Northern Illinois in 1994. He later returned to NIU to help the Huskies to a pair of division championships and two bowl games. Pittman got his first experience in the SEC in 2012 when he joined the staff at Tennessee.

Pittman played defensive end at Pittsburg State, where he was a first-team NAIA All-American and twice earned all-conference recognition. He graduated with a bachelor's degree in 1986 and was inducted into the PSU Athletics Hall of Fame in 1998. He is married to his wife, Jamie.

COACHING HISTORY

2020	Arkansas Head Coach
2019	Georgia Associate Head Coach/OL
2016-18	Georgia Offensive Line
2013-15	Arkansas Asst. HC/OL/Recruiting Coord.
2012	Tennessee Offensive Line
2011	North Carolina Associate Head Coach/OL
2007-10	North Carolina Offensive Line
2004-06	Northern Illinois Assistant Head Coach/OL
2003	Northern Illinois Offensive Line
2001	Kansas Offensive Line
2000	Missouri Offensive Line
1999	Western Michigan Assistant Coach
1997-98	Oklahoma Offensive Line
1996	Cincinnati Offensive Tackles/Tight Ends
1994-95	Northern Illinois Offensive Line
1992-93	Hutchinson (Kan.) CC Head Coach
1991	Hutchinson (Kan.) CC Offensive Line
1989-90	Trenton (Mo.) HS Head Coach
1987-88	Princeton (Mo.) HS Head Coach

DEPTH CHART

OFFENSE

WR	8	Mike Woods	So. // 6-1 // 196
	7	Trey Knox	So. // 6-5 // 207
WR	16	Treyton Burks	So. // 6-3 // 232
	17	John David White	R-Fr. // 5-11 // 171
-OR-	41	T.J. Hammonds	R-Sr. // 5-10 // 192
LT	76	Myron Cunningham	R-Sr. // 6-6 // 325
	73	Noah Gatlin	R-So. // 6-7 // 307
LG	62	Brady Latham	R-Fr. // 6-5 // 296
	57	Shane Clenin	R-Jr. // 6-6 // 316
-OR-	70	Luke Jones	R-So. // 6-5 // 294
C	51	Ricky Stromberg	So. // 6-4 // 311
	66	Ty Clary	Sr. // 6-4 // 298
RG	66	Ty Clary	Sr. // 6-4 // 298
	55	Beaux Limmer	R-Fr. // 6-5 // 293
	71	Ryan Winkel	R-So. // 6-6 // 307
RT	73	Noah Gatlin	R-So. // 6-7 // 307
-OR-	78	Dalton Wagner	R-Jr. // 6-9 // 319
QB	13	Feleipe Franks	R-Sr. // 6-6 // 228
	1	KJ Jefferson	R-Fr. // 6-3 // 236
RB	22	Trelon Smith	R-Jr. // 5-9 // 185
	20	Dominique Johnson	Fr. // 6-1 // 240
TE	82	Hudson Henry	R-Fr. // 6-5 // 249
-OR-	87	Blake Kern	R-Sr. // 6-4 // 269
WR	7	Trey Knox	So. // 6-5 // 207
-OR-	19	Tyson Morris	R-Sr. // 6-1 // 202

DEFENSE

JACK	5	Dorian Gerald	R-Sr. // 6-3 // 288
-OR-	56	Zach Williams	So. // 6-4 // 246
	11	Mataio Soli	So. // 6-4 // 235
DT	93	Isaiah Nichols	R-Fr. // 6-3 // 281
	97	Xavier Kelly	R-Sr. // 6-4 // 311
	90	Marcus Miller	R-Fr. // 6-5 // 307
DT	42	Jonathan Marshall	R-Sr. // 6-3 // 317
	91	Taurean Carter	R-Fr. // 6-3 // 291
DE	50	Eric Gregory	R-Fr. // 6-4 // 283
-OR-	13	Julius Coates	R-Jr. // 6-6 // 289
WILL	10	Bumper Pool	Jr. // 6-2 // 229
	32	Deon Edwards	R-Sr. // 6-1 // 218
MIKE	31	Grant Morgan	R-Sr. // 5-11 // 222
	27	Hayden Henry	Sr. // 6-2 // 229
	28	Andrew Parker	R-So. // 6-2 // 235
CB	17	Hudson Clark	R-Fr. // 6-2 // 176
	0	Khari Johnson	Fr. // 6-0 // 189
SS	1	Jalen Catalon	R-Fr. // 5-10 // 189
	18	Myles Mason	Jr. // 6-2 // 204
BS	7	Joe Foucha	Jr. // 5-11 // 188
	15	Simeon Blair	R-So. // 5-10 // 204
	2	Myles Slusher	Fr. // 6-0 // 186
CB	21	Montaric Brown	R-Jr. // 6-0 // 190
	4	Malik Chavis	R-Fr. // 6-2 // 194
NB	9	Greg Brooks Jr.	So. // 5-11 // 185
	24	LaDarrius Bishop	R-So. // 6-0 // 192

SPECIAL TEAMS

K	35	A.J. Reed	R-Jr. // 5-11 // 186
	80	Matthew Phillips	So. // 5-10 // 175
P	30	Reid Bauer	R-So. // 5-11 // 205
	40	George Caratan	Jr. // 6-2 // 213
-OR-	43	Sam Loy	R-Sr. // 6-1 // 190
LS	48	Jordan Silver	R-Jr. // 6-1 // 235
	39	H.T. Fountain	Sr. // 6-0 // 233
H	18	Jack Lindsey	R-Sr. // 6-2 // 206
KR	16	Treyton Burks	So. // 6-3 // 232
	14	Nathan Parodi	R-So. // 5-9 // 175
PR	16	Treyton Burks	So. // 6-3 // 232
	14	Nathan Parodi	R-So. // 5-9 // 175

GAME 9: MISSOURI

GAME-BY-GAME OFFENSIVE STARTERS

Opponent	LT	LG	C	RG	RT	TE	TE/WR	QB	RB	WR	WR
Georgia	Cunningham	Latham	Stromberg	Limmer	Gatlin	Hud. Henry	Warren (WR)	Franks	Boyd	Burks	Knox
at Mississippi State	Cunningham	Latham	Stromberg	Limmer	Gatlin	Kern	Woods (WR)	Franks	Boyd	Burks	Knox
at Auburn	Cunningham	Latham	Stromberg	Limmer	Gatlin	Kern	Woods (WR)	Franks	T. Smith	Warren	Knox
Ole Miss	Cunningham	Latham	Stromberg	Clary	Gatlin	Hud. Henry	Woods (WR)	Franks	Boyd	Burks	Warren
at Texas A&M	Cunningham	Latham	Clary	Limmer	Gatlin	Hud. Henry	Woods (WR)	Franks	Boyd	Burks	Warren
Tennessee	Cunningham	Latham	Stromberg	Clary	Wagner	Hud. Henry	Woods (WR)	Franks	Boyd	Burks	Warren
at Florida	Cunningham	Latham	Stromberg	Clary	Wagner	Kern	Woods (WR)	Franks	Boyd	Burks	Warren
LSU	Cunningham	Latham	Stromber	Clary	Wagner	Hud. Henry	Woods (WR)	Franks	T. Smith	Burks	Knox
at Missouri											
Alabama											

GAME-BY-GAME DEFENSIVE STARTERS

Opponent	JACK	DT	DT	DE	WILL	MIKE	CB	SS	BS	CB	NB	DIME
Georgia	Gerald	Nichols	Marshall	Coates	Pool	Morgan	Jacobs	J. Catalon	Blair	Brown	Brooks Jr.	--
at Mississippi State	Z. Williams	--	Marshall	Gregory	Pool	Morgan	Jacobs	J. Catalon	Blair	Brown	Brooks Jr.	Slusher
at Auburn	Z. Williams	Nichols	Marshall	Gregory	Pool	Morgan	Jacobs	J. Catalon	Foucha	Clark	Brooks Jr.	--
Ole Miss	Z. Williams	--	Marshall	Gregory	Henry	Morgan	K. Johnson	J. Catalon	Foucha	Clark	Brooks Jr.	Mason
at Texas A&M	Kelly	Nichols	Marshall	Coates	Pool	Morgan	Clark	J. Catalon	Foucha	Brown	Brooks Jr.	--
Tennessee	Z. Williams	Nichols	Marshall	Gregory	Pool	Morgan	Clark	J. Catalon	Foucha	Brown	Brooks Jr.	--
at Florida	--	Nichols	Marshall	Gregory	Pool	Morgan	Clark	J. Catalon	Foucha	Brown	Brooks Jr.	Mason
LSU	Soli	--	Marshall	Carter	Pool	Morgan	Clark	J. Catalon	Foucha	Brown	Brooks Jr.	Mason
at Missouri												
Alabama												

CAREER STARTS

OFFENSE	2020	2019	2018	2017	TOT	CONS	DEFENSE	2020	2019	2018	2017	TOT	CONS
Feleipe Franks, QB, Sr.	8	*3	*13	*8	32	8	Bumper Pool, LB, Jr.	7	12	4	-	23	4
Ty Clary, OL, Sr.	5	12	11	4	32	5	*Jarques McClellion, DB, Jr.	-	11	8	-	19	-
Rakeem Boyd, RB, Sr.	6	12	8	-	26	-	Greg Brooks Jr., DB, So.	8	12	-	-	20	20
Mike Woods, WR, Jr.	8	12	7	-	27	21	Montaric Brown, DB, Jr.	6	10	3	-	19	4
Ricky Stromberg, OL, So.	7	11	-	-	18	3	Joe Foucha, DB, Jr.	6	12	1	-	19	6
Myron Cunningham, OL, R-Sr.	8	10	-	-	18	13	*Jerry Jacobs, DB, R-Sr.	3	*2	*11	-	16	-
Treyton Burks, WR, So.	7	9	-	-	16	5	Mataio Soli, DL, So.	1	11	-	-	12	1
Dalton Wagner, OL, R-Jr.	3	12	1	-	16	3	Jalen Catalon, DB, R-Fr.	8	0	-	-	8	8
Trey Knox, WR, So.	4	11	-	-	15	1	Jonathan Marshall, DL, R-Sr.	8	0	0	0	8	8
Noah Gatlin, OL, R-So.	5	-	2	-	7	-	Grant Morgan, LB, R-Sr.	8	0	0	0	8	8
Brady Latham, OL, R-Fr.	8	0	-	-	8	8	Hudson Clark, DB, R-Fr.	6	-	-	-	6	6
De'Vion Warren, WR, Sr.	6	0	0	0	6	-	Eric Gregory, DL, R-Fr.	5	-	-	-	5	-
Hudson Henry, TE, R-Fr.	5	-	-	-	5	1	Isaiah Nichols, DL, R-Fr.	5	0	-	-	5	-
Beaux Limmer, OL, R-Fr.	5	0	-	-	5	-	Zach Williams, DL, So.	4	0	-	-	4	-
Blake Kern, TE, R-Sr.	3	0	0	0	3	-	Dorian Gerald, DL, R-Sr.	1	2	2	-	4	-
Shane Clenin, OL, Jr.	0	1	1	-	2	-	Myles Mason, DB, Jr.	3	1	-	-	4	2
Koilan Jackson, WR, R-Jr.	-	1	-	-	1	-	LaDarrius Bishop, DB, R-So.	-	3	-	-	3	-
John Stephen Jones, QB, R-So.	-	1	-	-	1	-	Simeon Blair, DB, R-So.	2	0	-	-	2	-
KJ Jefferson, QB, R-Fr.	0	1	-	-	1	-	Julius Coates, DL, R-Jr.	2	-	-	-	2	-
Jack Lindsey, QB, R-Sr.	-	1	-	-	1	-	Hayden Henry, LB, Sr.	1	-	1	-	2	-
Trelon Smith, RB, R-Jr.	2	-	0	0	2	1	Khari Johnson, DB, Fr.	1	-	-	-	1	-
							Myles Slusher, DB, Fr.	1	-	-	-	1	-
							Xavier Kelly, DL, R-Sr.	1	0	0	0	1	-
							Taurean Carter, DL, R-Fr.	1	0	0	0	1	1

* opted out of 2020 season

EXPERIENCE ANALYSIS

The chart to the right shows Arkansas' offensive and defensive starting lineups over the last 13 years with numbers representing total starts by classes and percentages of total starts for the entire season.

Season	G	SR	JR	SO	FR	UpperCI%
2020	8 (3-5)	58 (33.0%)	37 (21.0%)	38 (21.6%)	43 (24.4%)	95 (54.0%)
2019	12 (2-10)	77 (29.2%)	55 (20.8%)	73 (27.7%)	59 (22.4%)	132 (50.0%)
2018	12 (2-10)	103 (39.2%)	86 (32.7%)	44 (16.7%)	30 (11.4%)	189 (71.2%)
2017	12 (4-8)	66 (25.0%)	108 (40.1%)	65 (24.6%)	25 (9.5%)	174 (65.9%)
2016	13 (7-6)	114 (39.9%)	82 (28.7%)	70 (24.5%)	20 (6.9%)	196 (68.5%)
2015	13 (8-5)	67 (23.4%)	143 (50.0%)	58 (20.3%)	18 (6.3%)	210 (73.4%)
2014	13 (7-6)	92 (32.2%)	72 (25.2%)	89 (31.1%)	33 (11.5%)	164 (57.3%)
2013	12 (3-9)	107 (40.5%)	59 (22.3%)	57 (21.6%)	41 (15.5%)	166 (66.7%)
2012	12 (4-8)	99 (37.5%)	87 (33.0%)	31 (11.7%)	46 (17.4%)	186 (70.5%)
2011	13 (11-2)	110 (38.5%)	97 (33.9%)	65 (22.7%)	14 (4.9%)	207 (72.4%)
2010	13 (10-3)	102 (35.7%)	107 (37.4%)	44 (15.4%)	33 (11.5%)	209 (73.1%)
2009	13 (8-5)	74 (25.9%)	83 (29.0%)	115 (40.2%)	14 (4.9%)	157 (54.9%)
2008	12 (5-7)	58 (22.0%)	64 (24.2%)	65 (24.6%)	77 (29.2%)	112 (46.2%)

GAME 9: MISSOURI

GAME-BY-GAME BREAKDOWN

	FINAL	SCORE BY QUARTER					FIRST DOWNS					RUSHING			PASSING			OFFENSE		PUNTING	FUMBLES	PENALTY	THIRD	TOTAL
GAME	SCORE	1	2	3	4	OT	RU	PA	PN	TOT	ATT	YDS	TD	C-A-I	YDS	TD	ATT	YDS	NO-AVG	NO-LOST	NO-YDS	DOWNS	TOP	
Georgia	37	0	5	22	10	-	8	10	1	19	42	121	1	28-47-1	266	2	89	387	7-49.9	3-1	12-108	6-20	35:46	
Arkansas	10	7	0	3	0	-	4	8	3	15	28	77	0	20-39-3	203	1	67	280	9-42.0	2-0	10-53	3-14	24:14	
Arkansas	21	7	7	7	0	-	6	10	1	17	37	63	0	20-28-0	212	2	65	275	8-42.2	2-2	5-40	5-14	23:40	
Miss. State	14	7	0	7	0	-	5	19	0	24	24	87	1	43-60-3	313	1	84	400	5-42.6	1-1	4-25	6-17	36:20	
Arkansas	28	0	12	6	10	-	5	15	2	22	42	119	0	22-30-0	318	4	72	437	6-35.3	0-0	6-26	6-15	27:42	
Auburn	30	10	10	0	10	-	14	10	0	24	41	259	1	18-29-0	187	1	70	446	5-37.4	1-0	7-52	6-15	32:18	
Ole Miss	21	0	0	7	14	-	13	10	0	23	53	242	1	20-38-6	200	2	91	442	3-40.7	1-1	6-35	4-16	29:31	
Arkansas	33	7	13	0	13	-	10	13	1	24	48	150	1	21-34-1	244	1	82	394	7-46.9	1-1	3-15	6-17	30:29	
Arkansas	31	7	7	3	14	-	12	13	4	29	42	222	1	23-32-0	239	3	74	461	3-43.3	1-0	5-51	3-11	27:01	
TexasA&M	42	14	14	14	0	-	9	12	4	25	36	182	3	21-26-0	260	3	62	442	4-41.5	0-0	9-100	7-11	32:59	
Tennessee	13	3	10	0	0	-	11	6	2	19	50	185	1	11-21-2	107	0	71	292	6-45.7	1-0	3-30	5-15	32:59	
Arkansas	24	0	0	24	0	-	13	7	1	21	45	198	0	18-25-0	215	3	70	413	6-37.5	4-0	2-20	9-17	27:01	
Arkansas	35	7	7	7	14	-	9	8	1	18	32	208	3	15-19-0	250	2	51	458	5-43.4	1-1	9-79	3-9	21:12	
Florida	63	7	28	7	21	-	15	18	3	36	45	208	1	27-38-1	385	7	83	593	1-42.0	0-0	3-35	9-12	38:48	
LSU	27	3	17	0	7	-	7	16	1	24	49	148	1	27-42-0	271	2	91	419	7-48.9	5-1	9-70	12-23	41:43	
Arkansas	24	7	7	7	3	-	2	11	1	14	27	104	2	17-26-1	339	1	53	443	7-47.4	0-0	5-42	0-10	18:17	

Arkansas

Missouri

Alabama

Arkansas

COLLEGE FOOTBALL PLAYOFF RANKINGS

As of Dec. 1, 2020

Rank	Team	Record	Previous
1	Alabama	8-0	-
2	Notre Dame	9-0	-
3	Clemson	8-1	-
4	Ohio State	4-0	-
5	Texas A&M	6-1	-
6	Florida	7-1	-
7	Cincinnati	8-0	-
8	Georgia	6-2	9
9	Iowa State	7-2	13
10	Miami	7-1	-
11	Oklahoma	6-2	-
12	Indiana	5-1	-
13	BYU	9-0	14
14	Northwestern	5-1	8
15	Oklahoma State	6-2	23
16	Wisconsin	2-1	-
17	North Carolina	6-3	19
18	Coastal Carolina	9-0	20
19	Iowa	4-2	24
20	USC	3-0	18
21	Marshall	7-0	-
22	Washington	3-0	NR
23	Oregon	3-1	15
24	Tulsa	5-1	25
25	Louisiana	8-1	NR

AP POLL

As of Nov. 29, 2020

Rank	Team	Record	Points	Previous
1	Alabama (62)	8-0	1550	-
2	Notre Dame	9-0	1481	-
3	Ohio State	4-0	1403	-
4	Clemson	8-1	1392	-
5	Texas A&M	6-1	1262	-
6	Florida	7-1	1226	-
7	Cincinnati	8-0	1204	-
8	BYU	9-0	1113	-
9	Miami	7-1	991	10
10	Indiana	5-1	984	12
11	Georgia	6-2	919	13
12	Iowa State	7-2	873	15
13	Oklahoma	6-2	815	14
14	Coastal Carolina	9-0	694	16
15	Marshall	7-0	600	17
16	Northwestern	5-1	577	11
17	USC	3-0	540	19
18	Wisconsin	2-1	531	-
19	Oklahoma State	6-2	426	21
20	Louisiana	8-1	352	23
21	Oregon	3-1	326	9
22	Tulsa	5-1	244	24
23	Washington	3-0	218	NR
24	Iowa	4-2	119	NR
25	Liberty	9-1	67	NR

Others receiving votes: North Carolina 65, Buffalo 56, Texas 39, Auburn 25, Colorado 21, NC State 11, Boise State 8, San José State 8, SMU 8, UCF 1, Oregon State 1

Dropped from rankings: Texas 20, Auburn 22, North Carolina 25

AMWAY COACHES POLL

As of Nov. 29, 2020

Rank	Team	Record	Points	Previous
1	Alabama (59)	8-0	1547	-
2	Notre Dame (2)	9-0	1479	-
3	Clemson	8-1	1391	4
4	Ohio State (1)	4-0	1382	3
5	Florida	7-1	1255	-
6	Texas A&M	6-1	1254	-
7	Cincinnati	8-0	1177	-
8	BYU	9-0	1073	-
9	Miami	7-1	1026	-
10	Georgia	6-2	972	-
11	Indiana	5-1	934	12
12	Iowa State	7-2	855	15
13	Oklahoma	6-2	816	14
14	Coastal Carolina	9-0	625	17
15	Marshall	7-0	615	16
16	USC	3-0	581	18
17	Northwestern	5-1	535	13
18	Oklahoma State	6-2	469	22
19	Wisconsin	2-1	459	20
20	Oregon	3-1	343	11
21	Louisiana	8-1	293	24
22	Tulsa	5-1	228	25
23	Washington	3-0	186	NR
24	Iowa	4-2	125	NR
25	Liberty	9-1	87	NR

Others receiving votes: Auburn 75, North Carolina 68, Missouri 43, Texas 40, NC State 40, Appalachian State 33, Buffalo 29, Colorado 27, San José State 19, Memphis 17, Boise State 15, Nevada 14, Boston College 10, Army 6, Ole Miss 3, West Virginia 2, UCF 1, Florida Atlantic 1

Dropped from rankings: Auburn 19, Texas 21, North Carolina 23

GAME 9: MISSOURI

ARKANSAS INDIVIDUAL SEASON-HIGHS

Rush Attempts	21	Trelon Smith, 10/10 at Auburn
Yards Rushing	118	Trelon Smith, 11/14 at Florida
TD Rushes	1 (7x)	last Franks, T. Smith, 11/21 vs. LSU
Long Rush	83	Trelon Smith, 11/14 at Florida
Pass Attempts	36	Feleipe Franks, 9/26 vs. Georgia
Pass Completions	23	Feleipe Franks, 10/31 at Texas A&M
Yards Passing	339	Feleipe Franks, 11/21 vs. LSU
TD Passes	4	Feleipe Franks, 10/10 at Auburn
Long Pass	82	Feleipe Franks, 11/14 at Florida
Receptions	11	Treyton Burks, 10/17 vs. Ole Miss
Yards Receiving	140	Mike Woods, 11/21 vs. LSU
TD Receptions	2 (3x)	last Mike Woods, 11/14 at Florida
Long Reception	82	Mike Woods, 11/14 at Florida
Field Goals	2	A.J. Reed, 10/17 vs. Ole Miss
Long Field Goal	48	A.J. Reed, 11/7 vs. Tennessee
Punts	7 (3x)	last Reid Bauer, 11/21 vs. LSU
Punting Avg.	49.6	George Caratan, 9/26 vs. Georgia
Long Punt	62	Reid Bauer, 10/17 vs. Ole Miss
Punts Inside 20	3	George Caratan, 10/3 at Miss. State
Long Punt Return	4	Treyton Burks, 11/7 vs. Tennessee
Long Kickoff Return	32	De'Vion Warren, 11/14 at Florida
Tackles	20	Bumper Pool, 10/3 at Miss. State
Sacks	1.5	Dorian Gerald, 9/26 vs. Georgia
Tackles For Loss	3.0 (2x)	last Bumper Pool, 10/31 at Texas A&M
Interceptions	3	Hudson Clark, 10/17 vs. Ole Miss

ARKANSAS TEAM GAME-HIGHS

Rushes	48	10/17 vs. Ole Miss
Yards Rushing	222	10/31 at Texas A&M
Yards Per Rush	6.5	11/14 at Florida
TD Rushes	3	11/14 at Florida
Pass Attempts	39	9/26 vs. Georgia
Pass Completions	23	10/31 at Texas A&M
Yards Passing	339	11/21 vs. LSU
Yards Per Pass Comp.	19.9	11/21 vs. LSU
TD Passes	4	10/10 at Auburn
Total Plays	82	10/17 vs. Ole Miss
Total Offense	461	10/31 at Texas A&M
Yards Per Play	9.0	11/14 at Florida
Points	35	11/14 at Florida
Sacks By	3 (2x)	last 10/10 at Auburn
First Downs	29	10/31 at Texas A&M
Penalties	10	9/26 vs. Georgia
Penalty Yards	79	11/14 at Florida
Turnovers	3	9/26 vs. Georgia
Interceptions By	6	10/17 vs. Ole Miss
Punts	9	9/26 vs. Georgia
Punting Avg	47.4	11/21 vs. LSU
Long Punt	62	10/17 vs. Ole Miss
Punts inside 20	4	10/3 at Miss. State

ARKANSAS' LONGEST PLAYS

Rush	83	Trelon Smith, 11/14 at Florida
Pass	82	Franks to Woods, 11/14 at Florida
Field Goal	48	A.J. Reed, 11/7 vs. Tennessee
Punt	62	Reid Bauer, 10/17 vs. Ole Miss
Punt Return	4	Treyton Burks, 11/7 vs. Tennessee
Kickoff Return	32	De'Vion Warren, 11/14 at Florida
Interception Return	69	Greg Brooks Jr, 10/3 at Mississippi State
Fumble Return	7	Myles Slusher, 9/26 vs. Georgia

OPPONENT INDIVIDUAL SEASON-HIGHS

Rush Attempts	31	Eric Gray, 11/7 vs. Tennessee
Yards Rushing	146	Tank Bigsby, 10/10 at Auburn
TD Rushes	1 (10x)	last Ty Davis-Price, 11/21 vs. LSU
Long Rush	47	MoMo Sanogo, 10/17 vs. Ole Miss
Pass Attempts	59	K.J. Costello, 10/3 at Miss. State
Pass completions	43	K.J. Costello, 10/3 at Miss. State
Yards Passing	356	Kyle Trask, 11/14 at Florida
TD Passes	6	Kyle Trask, 11/14 at Florida
Long Pass	43	Kyle Trask, 11/14 at Florida
Receptions	11	Elijah Moore, 10/17 vs. Ole Miss
Yards Receiving	113	Elijah Moore, 10/17 vs. Ole Miss
TD Receptions	2 (3x)	last Grimes, Zipperer, 11/14 at Florida
Long Reception	43	X. Henderson, 11/14 at Florida
Field Goals	3	Anders Carlson, 10/10 at Auburn
Long Field Goal	50	B. Cimaglia, 11/7 vs. Tennessee
Punts	7 (2x)	last Z. Von Rosenberg, 11/21 vs. LSU
Punting Avg.	51.0	Reed Bowman, 10/3 at Miss. State
Long Punt	63	Jake Camarda, 9/26 vs. Georgia
Punts Inside 20	5 (2x)	last Z. Van Rosenberg, 11/21 vs. LSU
Long Punt Return	23	T. Stevenson, 9/26 vs. Georgia
Long Kickoff Return	48	Kenny McIntosh, 9/26 vs. Georgia
Tackles	13 (3x)	last Ryder Anderson, 10/17 vs. Ole Miss
Sacks	2.0	K. Bennett, 11/7 vs. Tennessee
Tackles for Loss	2.5	M. Diabate, 11/14 at Florida
Interceptions	2	Richard LeCounte, 9/26 vs. Georgia

OPPONENT TEAM GAME-HIGHS

Rushes	53	10/17 vs. Ole Miss
Yards Rushing	259	10/17 vs. Ole Miss
Yards per Rush	6.3	10/10 at Auburn
TD Rushes	3	last 10/31 at Texas A&M
Pass Attempts	60	10/3 at Miss. State
Pass Completions	43	10/3 at Miss. State
Yards Passing	385	11/14 at Florida
Yards per Pass Comp.	14.3	11/14 at Florida
TD Passes	7	11/14 at Florida
Total Plays	91 (2x)	last 11/21 vs. LSU
Total Offense	593	11/14 at Florida
Yards per Play	7.1	11/14 at Florida
Points	63	11/14 at Florida
Sacks By	4 (3x)	last 11/14 at Florida
First Downs	36	11/14 at Florida
Penalties	12	9/26 vs. Georgia
Penalty Yards	108	9/26 vs. Georgia
Turnovers	4	10/3 at Miss. State
Interceptions By	3	9/26 vs. Georgia
Punts	7 (2x)	last 11/21 vs. LSU
Punting Avg.	49.9	9/26 vs. Georgia
Long Punt	63	9/26 vs. Georgia
Punts Inside 20	5 (2x)	last 11/21 vs. LSU

OPPONENT'S LONGEST PLAYS

Rush	47	MoMo Sanogo, 10/17 vs. Ole Miss
Pass	43	Trask to Henderson, 11/14 at Florida
Field Goal	50	B. Cimiglia, 11/7 vs. Tennessee
Punt	63	Jake Camarda, 9/26 vs. Georgia
Punt Return	23	T. Stevenson, 9/26 vs. Georgia
Kickoff Return	48	Kenny McIntosh, 9/26 vs. Georgia
Interception Return	38	Richard LeCounte, 9/26 vs. Georgia
Fumble Return	35	Z. Carter, 11/14 at Florida

THE LAST TIME ARKANSAS . . .

RUSHING

Had 500+ yards rushing	vs. South Carolina, 2007 (542)
Had 400+ yards rushing	at Texas Tech, 2014 (438)
Had 400+ yards rushing in consecutive games	at Texas Tech, 2014 (438)
	vs. Nicholls, 2014 (495)
Had 300+ yards rushing	vs. Ole Miss, 2018 (300)
Had 300+ yards rushing in consecutive games	at Texas Tech, 2014 (438)
	vs. Nicholls, 2014 (495)
Had 300+ yards rushing in three consecutive games	at Alabama, 2007 (301)
	vs. Kentucky, 2007 (338)
	vs. North Texas, 2007 (446)
Had 300+ yards rushing in four consecutive games	vs. Troy, 2007 (350)
	at Alabama, 2007 (301)
	vs. Kentucky, 2007 (338)
	vs. North Texas, 2007 (446)
Had 250+ yards rushing	vs. Western Kentucky, 2019 (253)
Had 200+ yards rushing	at Florida 2020 (208)
Had 200+ yards in consecutive games	vs. Coastal Carolina, 2017 (259) and at Ole Miss, 2017 (265)
Had 70+ rushing attempts	at Kentucky, 2003 (71)
Had 60+ rushing attempts	at Texas Tech, 2014 (68)
Had 50+ rushing attempts	vs. Tulsa, 2018 (53)
Had 7+ rushing TDs	at Texas Tech, 2014 (7)
Had 6+ rushing TDs	vs. UT Martin, 2015 (6)
Had 6+ rushing TDs in consecutive games	vs. Nicholls, 2014 (6)
	at Texas Tech, 2014 (7)
Had 5+ rushing TDs	at Mississippi State, 2016 (5)
Had 5+ rushing TDs in consecutive games	vs. Nicholls, 2014 (6)
	at Texas Tech, 2014 (7)
Had 4+ rushing TDs	vs. Missouri, 2017 (4)
Had 4+ rushing TDs in consecutive games	vs. UT Martin, 2015 (6) and vs. Auburn, 2015 (4)
Had 3+ rushing TDs	at Florida, 2020 (3)
Had 3+ rushing TDs in consecutive games	vs. Texas A&M, 2017 (3) and vs. New Mexico State, 2017 (3)
Had 3+ rushing TDs in three straight games	at Texas Tech, 2014 (7)
	vs. NIU, 2014 (3)
	vs. Texas A&M, 2014 (3)
Had 2+ players with 100 yards rushing	at Mississippi State, 2016 (Williams III - 205, Whaley - 112)
Had 3+ players with 100 yards rushing	vs. North Texas, 2007 (McFadden - 138, Jones - 132, Barnett - 105)

PASSING

Had 500+ yards passing	vs. Texas A&M, 2011 (510)
Had 400+ yards passing	vs. Alabama, 2016 (400)
Had 300+ yards passing	vs. LSU, 2020 (339)
Had 200+ yards passing	vs. LSU, 2020 (339)
Had 50+ pass attempts	vs. San Jose State, 2019 (50)
Had 40+ pass attempts	vs. Auburn, 2019 (40)
Had 30+ pass attempts	vs. Ole Miss, 2020 (34)
Had 30+ pass completions	vs. Mississippi State, 2015 (30)
Had 25+ pass completions	vs. Georgia, 2020 (28)
Had 20+ pass completions	at Texas A&M, 2020 (23)
Had fewer than 10 pass completions	vs. TCU, 2017 (9)
Had 7+ passing TDs	vs. Mississippi State, 2015 (7)
Had 6+ passing TDs	vs. Mississippi State, 2015 (7)
Had 5+ passing TDs	vs. Mississippi State, 2015 (7)
Had 4+ passing TDs	at Auburn, 2020 (4)
Had 3+ passing TDs	vs. Tennessee, 2020 (3)
Had 5+ passes intercepted	vs. San Jose State, 2019 (5)
Had 4+ passes intercepted	vs. San Jose State, 2019 (5)
Had 3+ passes intercepted	vs. Georgia, 2020 (3)

RECEIVING

Had two players with 100 yards receiving	at Ole Miss, 2015 (Morgan - 122, Reed - 105)
Had 10+ different receivers catch a pass	at Ole Miss, 2019 (10)
Had 9+ different receivers catch a pass	vs. Texas A&M, 2019 (9)
Had 8+ different receivers catch a pass	vs. LSU 2020 (8)
Had multiple players catch 7+ passes in a game	vs. Mississippi State, 2015 (2)
	(Morgan - 7 & Henry - 7)

COMBINATION OFFENSE

Had one 300-yard passer and one 100-yard rusher in a game	vs. Colorado State, 2019
	(Starkel - 305 pass & Boyd - 122 rush)
Had one 300-yard passer and one 200-yard rusher in a game	at Mississippi State, 2016
	(Allen - 303 pass & Williams III - 205 rush)
Had one 100-yard receiver and one 100-yard rusher in a game	at Florida, 2020
	(Mike Woods - 129 receiving & Treton Smith - 118 rush)
Had one 100-yard receiver and one 100-yard rusher in consecutive games	at Missouri, 2016
	(Hatcher - 106 receiving & Williams III - 117 rush)
Had one 200-yard rusher and one 100-yard receiver in a game	vs. South Carolina, 2006
	(McFadden - 219 rushing & Monk - 192 receiving)
Had one 150-yard rusher and one 150-yard receiver in a game	vs. Texas A&M, 2015
	(Collins - 151 rushing & Morgan - 155 receiving)
Had four different receivers catch a touchdown pass	at Mississippi State, 2015
	(Sprinkle - 3, Henry - 2, Morgan - 1, Cornelius - 1)
Had two 100-yard rushers	at Mississippi State, 2015
	(Williams III - 205 & Whaley - 112)

Had two 100-yard rushers in consecutive games	at Texas Tech, 2014 (Collins - 145 & Williams - 212)
	vs. Nicholls, 2014 (Collins - 143 & Williams - 131)
Had a 200-yard rusher and a 100-yard rusher in a game	at Mississippi State, 2015
	(Williams III - 205 & Whaley - 112)
Had two 150-yard rushers in a game	vs. South Carolina, 2007
	(McFadden - 321 & Jones - 166)
Had three 100-yard rushers in a game	vs. North Texas, 2007
	(McFadden - 138, Jones - 132 & Barnett - 105)
Had two 100-yard receivers in a game	at Ole Miss, 2015
	(Morgan - 122 & Reed - 105)

TOTAL OFFENSE

Had 700+ yards total offense	vs. North Texas, 2007 (713)
Had 600+ yards total offense	at Mississippi State, 2016 (663)
Had 550+ yards total offense	at Mississippi State, 2016 (663)
Had 500+ yards total offense	vs. Colorado State, 2019 (520)
Had 400+ yards total offense	vs. LSU, 2020 (443)
Had 500+ yards total offense in consecutive games	at Mississippi State, 2016 (661)
	at Missouri, 2016 (503)
Had 85+ plays total offense	at Missouri, 2016 (85)
Had 80+ plays total offense	vs. Ole Miss, 2020 (82)
Had 75+ plays total offense	vs. Ole Miss, 2020 (82)

SCORING

Scored 70+ points	vs. Nicholls, 2014 (73)
Scored 60+ points	vs. UT Martin, 2015 (63)
Scored 50+ points	vs. Colorado State, 2019 (55)
Scored 40+ points	vs. Colorado State, 2019 (55)
Scored 30+ points	at Florida, 2020 (35)
Scored 40+ points in three consecutive games	vs. Auburn, 2015 (54)
	vs. UT Martin, 2015 (63)
	at Ole Miss, 2015 (53)
Scored 30+ points in five consecutive games	vs. Auburn, 2015 (54)
	vs. UT Martin, 2015 (63)
	at Ole Miss, 2015 (53)
	at LSU, 2015 (31)
	vs. Mississippi State, 2015 (50)
Scored 40+ points in a half	vs. Nicholls, 2014 (56)
Scored 30+ points in a half	at Eastern Illinois, 2018 (38)
Scored 35+ points in a quarter	vs. Nicholls, 2014 (35)
Scored 28+ points in a quarter	vs. Eastern Illinois, 2018 (2nd-28)
Scored 50+ points in consecutive games	at Ole Miss, 2015 (53)
	vs. UT Martin, 2015 (63)
Scored 50+ points in three consecutive games	vs. Auburn, 2015 (54)
	at Ole Miss, 2015 (53)
	vs. UT Martin, 2015 (63)
Scored 50+ points in consecutive SEC games	vs. Auburn, 2015 (54)
	at Ole Miss, 2015 (53)
Both teams combined for 100+ points	at Mississippi State, 2016 (W, 58-42)
Allowed 60+ points	at Florida, 2020 (63)
Allowed 50+ points	at Florida, 2020 (63)
Allowed 40+ points	at Florida, 2020 (63)
Allowed 30+ points	at Florida, 2020 (63)
Was held scoreless	at Missouri, 2018 (38-0)
Was held scoreless at Donald W. Reynolds Razorback Stadium	vs. Alabama, 2012 (52-0)
Was held scoreless on the road	at Missouri, 2018 (38-0)
Was held scoreless at a neutral site	vs. Ole Miss, 1959 (28-0)
Won a game without a rushing TD	vs. Tennessee, 2020
Won a game without a passing TD	vs. Portland State, 2019
Won a game in the last 25 seconds of regulation with a TD	at Georgia, 2010
Won a game in the last 25 seconds of regulation with a field goal	at Ole Miss, 2017
Held opponent scoreless	vs. Tulsa, 2018 (23-0)
Held opponent scoreless at Donald W. Reynolds Razorback Stadium	vs. Tulsa, 2018 (23-0)
Held opponent scoreless on the road	at South Carolina, 2002 (23-0)
Held opponent without a touchdown	vs. Tulsa, 2018 (23-0)
Held opponent without an offensive touchdown	vs. Tulsa, 2018 (23-0)
Held two opponents scoreless in one season	vs. LSU, 2014 (17-0)
	vs. Ole Miss, 2014 (30-0)
Held three opponents scoreless in one season	vs. LSU, 1982 (38-0)
	vs. TCU, 1982 (35-0)
	vs. Texas A&M, 1982 (35-0)
Held an opponent scoreless in consecutive games	vs. Ole Miss, 2014 (17-0)
	vs. Ole Miss, 2014 (30-0)
Held an SEC opponent scoreless	vs. Ole Miss, 2014 (30-0)
Held an SEC opponent scoreless in consecutive games	vs. LSU, 2014 (17-0)
	vs. Ole Miss, 2014 (30-0)
Held two SEC opponents scoreless in one season	vs. LSU, 2014 (17-0)
	vs. Ole Miss, 2014 (30-0)
Scored on the first offensive play of the game	vs. Nicholls, 2014 (Hatcher - 82-yard rush)
Scored on the first offensive series of the game	at Florida, 2020 (Woods 47-yd pass)
Scored a two-point conversion passing	vs. Coastal Carolina, 2017 (Cole Kelley to Jeremy Patton)
Scored a two-point conversion rushing	at Mississippi State, 2016 (Keon Hatcher rush)
Had three players with 2 TDs in a game	vs. Eastern Michigan, 2009 (Green - 2, Davis - 2 & Adams - 2)

THE LAST TIME ARKANSAS . . .

DEFENSE

Held opponent to 10 or fewer first downs: . . . vs. Florida A&M, 2017 (9)
Held opponent to 0 or fewer yards rushing: . . . vs. Wisconsin, 2007 (-5)
Held opponent to 25 or fewer yards rushing: . . . vs. New Mexico State, 2017 (11)
Held opponent to 50 or fewer yards rushing: . . . at Colorado State, 2018 (40)
Held opponent to 50 or fewer yards passing: . . . vs. Vanderbilt, 2010 (36)
Held opponent to 100 or fewer yards rushing: . . . at Mississippi State, 2020 (87)
Held opponent to 100 or fewer yards passing: . . . at Kentucky, 2019 (88)
Held opponent to 200 or fewer yards total offense: . . . vs. Florida A&M, 2017 (175)
Held opponent to 250 or fewer yards total offense: . . . vs. Portland State, 2019 (230)
Held opponent to 300 or fewer yards total offense: . . . vs. Tennessee, 2020 (292)
Intercepted 6+ passes: . . . vs. Ole Miss, 2020 (6)
Intercepted 5+ passes: . . . vs. Ole Miss, 2020 (6)
Intercepted 4+ passes: . . . vs. Ole Miss, 2020 (6)
Intercepted 3+ passes: . . . vs. Ole Miss, 2020 (6)
Forced 7+ turnovers: . . . vs. Ole Miss (7 - 6 INTs, 1 FUM)
Forced 6+ turnovers: . . . vs. Ole Miss (7 - 6 INTs, 1 FUM)
Forced 5+ turnovers: . . . vs. Ole Miss (7 - 6 INTs, 1 FUM)
Forced 4+ turnovers: . . . vs. Ole Miss (7 - 6 INTs, 1 FUM)
Scored a safety: . . . vs. Toledo, 2015
Scored a touchdown: . . . vs. Ole Miss, 2020 (Jalen Catalon-INT, Grant Morgan-INT)
Scored two touchdowns: . . . vs. Ole Miss, 2020 (Jalen Catalon-INT, Grant Morgan-INT)
Recorded 8+ sacks: . . . at Auburn, 2012 (8)
Recorded 7+ sacks: . . . at Auburn, 2012 (8)
Recorded 6+ sacks: . . . vs. Portland State, 2019 (6)
Recorded 5+ sacks: . . . vs. Portland State, 2019 (6)
Recorded 4+ sacks: . . . vs. Texas A&M, 2019 (4)
Had 3 players with 10+ tackles: . . . vs. LSU, 2020
. . . Grant Morgan (19), Jalen Catalon (16), Bumper Pool (11)
Had 3 players with 10+ tackles in consecutive games: . . . vs. Tennessee, 2020
. . . Bumper Pool (14), Grant Morgan (12), Jalen Catalon (12)
. . . vs. LSU, 2020
. . . Grant Morgan (19), Jalen Catalon (16), Bumper Pool (11)

SPECIAL TEAMS

Returned a punt for a TD: . . . vs. Kansas State, 2011 (Adams - 51 yards)
Returned two punts for TDs: . . . vs. Missouri State, 2011 (Adams - 61 yards, 69 yards)
Returned a blocked punt for a TD: . . . vs. Eastern Michigan, 2009 (Armbrust - 1 yard)
Returned a kickoff for a TD: . . . vs. Auburn, 2017 (Warren - 100)
Returned a game-opening kickoff for a TD: . . . vs. Northern Illinois, 2014 (Marshall - 97)
Returned a season-opening kickoff for a TD: . . . vs. Missouri State, 2009 (D. Johnson - 91 yards)
Returned a blocked FG for a TD: . . . at Mississippi State, 2004 (Brown - 76 yards)
Blocked one punt: . . . at Alabama, 2015 (Sprinkle)
Punted 10+ times: . . . at Auburn, 2016 (10)
Did not punt: . . . vs. Alcorn State, 2016
Blocked a field goal: . . . vs. Alcorn State, 2016 (Dan Skipper)
Had a punt blocked: . . . at Auburn, 2020 (Barton Lester)
Scored on a fake punt: . . . vs. Texas A&M, 2014 (Sam Irwin-Hill - 51 yard rush)
Scored on a fake field goal: . . . vs. UAB, 2014 (Sebastian Tretola 6 yard pass to Alan D'Appollonio)
Had a field goal blocked: . . . vs. LSU, 2020 (Jay Ward)
Blocked a PAT kick: . . . vs. Eastern Illinois, 2018 (Bumper Pool)
Missed a kicking PAT: . . . at Alabama, 2017 (Connor Limpert)
Had a kicking PAT blocked: . . . vs. Western Kentucky, 2019 (G. Britton)

MISCELLANEOUS

Had 35+ first downs: . . . at Ole Miss, 2015 (35)
Had 30+ first downs: . . . vs. Kansas State, 2015 (30)
Had 25+ first downs: . . . at Texas A&M, 2020 (29)
Had 20+ first downs: . . . vs. Tennessee, 2020 (21)
Had 20+ passing first downs: . . . vs. Mississippi State, 2015 (21)
Had 20+ rushing first downs: . . . at Texas Tech, 2014 (24)
Had 15+ penalties: . . . vs. Air Force, 1975 (17)
Had 10+ penalties: . . . vs. Georgia, 2020 (10)
Had no penalties: . . . at Alabama, 2019
Had 100+ yards in penalties: . . . vs. Texas A&M, 2011 (112)
Had 35 minutes+ of possession time: . . . at LSU, 2019 (40:21)
Was involved in an overtime game: . . . vs. Texas A&M, 2017 (L, 50-43)
Defeated a ranked opponent: . . . at No. 16 Mississippi State, 2020 (21-14)
Defeated a ranked opponent on the road: . . . at No. 16 Mississippi State, 2020 (21-14)
Defeated ranked opponents in consecutive games: . . . at No. 18 Ole Miss, 2015 (53-52, OT)
. . . at No. 9 LSU, 2015 (31-14)
Won game on final offensive play: . . . at Ole Miss, 2017 (34-yard field goal)
Zero sacks allowed in a game: . . . vs. Missouri, 2019
Zero sacks allowed in consecutive games: . . . vs. Toledo, 2015
. . . vs. Texas Tech, 2015
Zero sacks allowed in three consecutive games: . . . vs. UTEP, 2015
. . . vs. Toledo, 2015
. . . vs. Texas Tech, 2015
Came back from 15+ points down to win: . . . at Ole Miss, 2017 (down 24 - won 38-37)
Recorded more points than plays: . . . vs. UT Martin, 2015 (63 points, 56 plays)

THE LAST TIME AN ARKANSAS PLAYER . . .

RUSHING

Rushed 40+ times:	DeCori Birmingham at Kentucky, 2003 (40)
Rushed 35+ times:	Michael Smith at Kentucky, 2008 (35)
Rushed 30+ times:	Alex Collins vs. Missouri, 2015 (30)
Rushed 25+ times:	Devwah Whaley at Colorado State, 2018 (26)
Rushed for 300+ yards:	Darren McFadden vs. South Carolina, 2007 (321)
Rushed for 250+ yards:	Darren McFadden vs. South Carolina, 2007 (321)
Rushed for 200+ yards:	Rawleigh Williams III at Mississippi State, 2016 (205)
Rushed for 175+ yards:	Rakeem Boyd vs. Western Kentucky, 2019 (185)
Rushed for 150+ yards:	Rakeem Boyd vs. Western Kentucky, 2019 (185)
Rushed for 125+ yards:	Rakeem Boyd vs. Western Kentucky, 2019 (185)
Rushed for 100+ yards:	Trelon Smith at Florida, 2020 (118)
Rushed for 100+ yards as a true freshman in his first career game:	Chase Hayden vs. Florida A&M, 2017 (120)
Rushed for 100+ yards (quarterback):	Matt Jones vs. Ole Miss, 2004 (126)
Rushed for 150+ yards in consecutive games:	Alex Collins at Texas Tech, 2015 (170)
	vs. Texas A&M, 2015 (151)
	at Tennessee, 2015 (154)
Rushed for 100+ yards in consecutive games:	Rakeem Boyd vs. Western Kentucky, 2019 (185)
	vs. Mississippi State, 2019 (114)
Rushed for 5+ touchdowns:	Alex Collins vs. UT Martin, 2015 (5)
Rushed for 4+ touchdowns:	Rawleigh Williams III at Mississippi State, 2016 (4)
Rushed for 3+ touchdowns:	Rawleigh Williams III at Mississippi State, 2016 (4)
Rushed for 3+ touchdowns (quarterback):	Matt Jones vs. New Mexico State, 2003 (3)
Rushed for 2+ touchdowns:	Rakeem Boyd vs. Western Kentucky, 2019 (2)
Had three players rush for touchdowns:	Trelon Smith (1), Rakeem Boyd (1) and KJ Jefferson (1) at Florida, 2020
Had four players rush for touchdowns:	Hammonds (1), Whaley (1), Cantrell (1) and Kelley (1) vs. Coastal Carolina, 2017
Had a run of 80+ yards:	Trelon Smith at Florida, 2020 (83)
Had a run of 70+ yards:	Trelon Smith at Florida, 2020 (83)
Had a run of 60+ yards:	Trelon Smith at Florida, 2020 (83)
Had a run of 50+ yards:	Trelon Smith at Florida, 2020 (83)
Had 2 TD runs of 50+ yards:	Rakeem Boyd vs. Western Kentucky, 2019 (86, 76)
Had multiple players with a run of 50+ yards:	Rawleigh Williams III (72) & Devwah Whaley (50) at Mississippi State, 2016

PASSING

Passed for 500+ yards:	Tyler Wilson vs. Texas A&M, 2011 (510)
Passed for 450+ yards:	Tyler Wilson vs. Texas A&M, 2011 (510)
Passed for 400+ yards:	Austin Allen vs. Alabama, 2016 (400)
Passed for 350+ yards:	Nick Starkel vs. San Jose State, 2019 (356)
Passed for 300+ yards:	Feleipe Franks vs. LSU, 2020 (339)
Passed for 250+ yards:	Feleipe Franks vs. LSU, 2020 (339)
Passed for 200+ yards:	Feleipe Franks vs. LSU, 2020 (339)
Attempted 50+ passes:	Nick Starkel vs. San Jose State, 2019 (50)
Attempted 45+ passes:	Nick Starkel vs. San Jose State, 2019 (50)
Attempted 35+ passes:	Feleipe Franks vs. Georgia, 2020 (36)
Attempted 30+ passes:	Feleipe Franks at Texas A&M, 2020 (31)
Completed 25+ passes:	Nick Starkel vs. San Jose State, 2019 (28)
Completed 20+ passes:	Feleipe Franks at Texas A&M, 2020 (23)
Threw 5+ touchdown passes:	Brandon Allen at Mississippi State, 2015 (7)
Threw 4+ touchdown passes:	Feleipe Franks at Auburn, 2020 (4)
Threw 3+ touchdown passes:	Feleipe Franks vs. Tennessee, 2020 (3)
Threw 2+ touchdown passes:	Feleipe Franks at Florida, 2020 (2)
Threw 2+ touchdown passes in consecutive games:	Feleipe Franks at Texas A&M, 2020 (3)
	vs. Tennessee, 2020 (3)
	at Florida, 2020 (2)
Threw 5+ interceptions:	Nick Starkel vs. San Jose State, 2019 (5)
Threw 4+ interceptions:	Nick Starkel vs. San Jose State, 2019 (5)
Threw 3+ interceptions:	Nick Starkel at Alabama, 2019 (3)
Completed pass for 90+ yards:	Matt Jones at Tennessee, 2002 (92)
Completed pass for 80+ yards:	Feleipe Franks at Florida, 2020 (82)
Completed pass for 70+ yards:	Feleipe Franks at Florida, 2020 (82)
Completed pass for 60+ yards:	Feleipe Franks vs. LSU, 2020 (65)
Completed pass for 50+ yards:	Feleipe Franks vs. LSU, 2020 (65)

RECEIVING

Caught 10+ passes:	Treyton Burks vs. Ole Miss, 2020 (11)
Caught 9+ passes:	Treyton Burks vs. Ole Miss, 2020 (11)
Caught 8+ passes:	Treyton Burks vs. Ole Miss, 2020 (11)
Caught 7+ passes:	Treyton Burks at Texas A&M, 2020 (7)
Caught 10+ passes in consecutive games:	Cobi Hamilton vs. Tulsa, 2012 (11)
	vs. Ole Miss, 2012 (12)
Had 300+ yards receiving:	Cobi Hamilton vs. Rutgers, 2012 (303)
Had 200+ yards receiving:	Cobi Hamilton vs. Rutgers, 2012 (303)
Had 175+ yards receiving:	Cobi Hamilton vs. Tulsa, 2012 (177)
Had 150+ yards receiving:	Drew Morgan vs. Texas A&M, 2015 (155)
Had 100+ yards receiving:	Mike Woods vs. LSU, 2020 (140)
Had 100+ yards receiving in consecutive games:	Mike Woods at Florida, 2020 (129)
	vs. LSU, 2020 (140)
Had 100+ yards receiving (tight end):	Hunter Henry vs. Mississippi State, 2015 (129)
Caught 3+ TD passes:	Jeremy Sprinkle vs. Mississippi State, 2015 (3)
Caught 2+ TD passes:	Mike Woods at Florida, 2020 (2)
Caught 2+ TD passes (tight end):	Cheyenne O'Grady vs. LSU, 2018 (2)
2+ tight ends caught TD passes:	Hunter Henry (2) & Jeremy Sprinkle (3) vs. Mississippi State, 2015

TOTAL OFFENSE

Had 450+ yards total offense:	Tyler Wilson vs. Texas A&M, 2011 (481)
Had 400+ yards total offense:	Brandon Allen vs. Mississippi State, 2015 (411)
Had 350+ yards total offense:	Feleipe Franks vs. LSU, 2020 (382)
Had 300+ yards total offense:	Feleipe Franks vs. LSU, 2020 (382)
Had 100 yards both passing and rushing:	Matt Jones vs. Ole Miss, 2004 (Rushing - 126, Passing - 108)

SCORING

Accounted for 5+ touchdowns:	Rawleigh Williams III at Mississippi State, 2016 (5)
Accounted for 4+ touchdowns:	Feleipe Franks at Auburn, 2020 (4)
Accounted for 3+ touchdowns:	Feleipe Franks vs. Tennessee, 2020 (3)
Scored 4+ touchdowns:	Rawleigh Williams III at Mississippi State, 2016 (5)
Scored 3+ touchdowns:	Rawleigh Williams III at Mississippi State, 2016 (5)
Scored 2+ touchdowns:	Mike Woods at Florida, 2020 (2)
Multiple players score 2+ touchdowns:	Chase Hayden (2) and Jonathan Nance (2) vs. New Mexico State, 2017

DEFENSE

Intercepted 3+ passes:	Hudson Clark vs. Ole Miss, 2020 (3)
Intercepted 2+ passes:	Hudson Clark vs. Ole Miss, 2020 (3)
Intercepted passes in consecutive games:	Jalen Catalon vs. Tennessee, 2020 (1)
	at Florida, 2020 (1)
Recovered 2+ fumbles:	Chevin Calloway vs. Eastern Illinois, 2018 (2)
Forced 2+ fumbles:	McTelvin Agim at Colorado State, 2018 (2)
Recorded 5+ sacks:	Wayne Martin vs. Ole Miss, 1988 (5.0)
Recorded 3+ sacks:	Chris Smith vs. Southern Miss, 2013 (3.0-22)
Recorded 2+ sacks:	Jamario Bell vs. Texas A&M, 2019 (2.0-11)
Recorded 5+ tackles for loss:	Jermaine Brooks vs. Auburn, 2001 (5-16)
Recorded 3+ tackles for loss:	Bumper Pool at Texas A&M, 2020 (3.0-3)
Recorded 20+ tackles:	Bumper Pool at Mississippi State, 2020 (20)
Recorded 10+ tackles:	Grant Morgan, Jalen Catalon, Bumper Pool vs. LSU, 2020 (19, 16, 11)
Recorded 10+ tackles in back-to-back games:	Grant Morgan, Jalen Catalon vs. Tennessee, 2020 (12, 12)
	at Florida (15, 12)
	vs. LSU (19, 16)
Recorded 10+ tackles in three straight games:	Grant Morgan vs. Tennessee, 2020 (12)
	at Florida (15)
	vs. LSU (19)
Recorded 15+ tackles in back-to-back games:	Grant Morgan at Florida, 2020 (15)
	vs. LSU (19)
Recorded 15+ tackles two+ times in one season:	Grant Morgan at Mississippi State (15)
	vs. Ole Miss (19)
	at Florida (15)
Returned an interception for a touchdown:	Jalen Catalon, Grant Morgan vs. Ole Miss, 2020
Returned a fumble for a touchdown:	De'Jon Harris (6) vs. Texas A&M, 2019

SPECIAL TEAMS

Scored 10+ points kicking:	Connor Limpert vs. Colorado State, 2019 (13)
Made 5+ field goals:	Kendall Trainor vs. Texas A&M, 1988 (5)
Made 4+ field goals:	Connor Limpert vs. Ole Miss, 2018 (4)
Made two field goals of 50+ yards:	Steve Little vs. Oklahoma State, 1976 (53 & 57)
Made one field goal of 50+ yards:	Connor Limpert vs. Colorado State, 2019 (54)
Kicked a punt of 70+ yards:	Sam Irwin-Hill vs. South Carolina, 2013 (79)
Kicked a punt of 60+ yards:	Reid Bauer vs. Ole Miss, 2018 (64)
Punted 10+ times:	Toby Baker at Auburn, 2016 (10)
Totalled 175+ kick return yards:	DeCori Birmingham vs. Alabama, 2002 (197)
Totalled 150+ kick return yards:	Dennis Johnson at Texas, 2008 (150)
Totalled 100+ kick return yards:	Treyton Burks vs. Mississippi State, 2019 (134)
Totalled 50+ punt return yards:	D.J. Dean vs. Nicholls, 2014 (94)

THE LAST TIME AN OPPONENT ...

RUSHING

Had 500+ yards rushing:	at Auburn, 2016 (543)
Had 400+ yards rushing:	Mississippi State, 2019 (460)
Had 300+ yards rushing:	Mississippi State, 2019 (460)
Had 200+ yards rushing:	at Florida, 2020 (208)
Had 70+ rushing attempts:	at Mississippi State, 2010 (70)
Had 60+ rushing attempts:	Missouri, 2017 (60)
Had 50+ rushing attempts:	Tennessee, 2020 (50)
Had 7+ rushing TDs:	at Auburn, 2016 (7)
Had 6+ rushing TDs:	at Auburn, 2016 (7)
Had 5+ rushing TDs:	at LSU, 2019 (5)
Had 4+ rushing TDs:	at LSU, 2019 (5)

PASSING

Had 500+ yards passing:	Mississippi State, 2015 (508)
Had 400+ yards passing:	San Jose State, 2019 (402)
Had 300+ yards passing:	at Florida, 2020 (385)
Had 200+ yards passing:	LSU, 2020 (271)
Had 60+ pass attempts:	at Mississippi State, 2020 (60)
Had 50+ pass attempts:	at Mississippi State, 2020 (60)
Had 40+ pass attempts:	at Mississippi State, 2020 (60)
Had 30+ pass attempts:	at Florida, 2020 (38)
Had 40+ pass completions:	at Mississippi State, 2020 (43)
Had 30+ pass completions:	at Mississippi State, 2020 (43)
Had 25+ pass completions:	LSU, 2020 (27)
Had 20+ pass completions:	LSU, 2020 (27)
Had 6+ passing TDs:	at Florida, 2020 (6)
Had 5+ passing TDs:	at Florida, 2020 (6)
Had 4+ passing TDs:	at Florida, 2020 (6)
Had 3+ passing TDs:	at Florida, 2020 (6)

RECEIVING

Had two players with 100-yards receiving in a game:	Alabama, 2018 (Jerry Jeudy, 135 - Irv Smith Jr., 123)
Had 4+ players catch 5+ passes:	at Mississippi State, 2020 (J. Marks - 10, Dillon Johnson - 8, Jaden Walley - 6, Osirus Mitchell - 5, Malik Heath - 5)
Had 3+ players catch 5+ passes:	at Mississippi State, 2020 (J. Marks - 10, Dillon Johnson - 8, Jaden Walley - 6, Osirus Mitchell - 5, Malik Heath - 5)
Had 10+ players catch a pass:	at Florida, 2020 (10)
Had 8+ players catch a pass:	vs. LSU, 2020 (8)

TOTAL OFFENSE

Had 700+ yards total offense:	at Southern California, 2005 (736)
Had 650+ yards total offense:	Missouri, 2017 (696)
Had 600+ yards total offense:	at LSU, 2019 (612)
Had 550+ yards total offense:	at Florida, 2020 (593)
Had 500+ yards total offense:	at Florida, 2020 (593)
Had 400+ yards total offense:	LSU, 2020 (419)
Had 100+ plays total offense:	Missouri, 2017 (102)
Had 90+ plays total offense:	LSU, 2020 (91)
Had 80+ plays total offense:	LSU, 2020 (91)
Had 75+ plays total offense:	LSU, 2020 (91)

SCORING

Scored 70+ points:	at Southern California, 2005 (70)
Scored 60+ points:	at Florida, 2020 (63)
Scored 50+ points:	at Florida, 2020 (63)
Scored 40+ points:	at Florida, 2020 (63)
Scored 30+ points:	at Florida, 2020 (63)
Scored a two-point conversion rushing:	Georgia, 2020
Scored a two-point conversion passing:	at Colorado State, 2018
Failed on a two-point conversion attempt:	Mississippi State, 2019

TURNOVERS

Had 5+ fumbles:	Eastern Illinois, 2018 (6, lost 5)
Had 4+ fumbles lost:	Eastern Illinois, 2018 (5)
Had 3+ fumbles lost:	Eastern Illinois, 2018 (5)
Committed 7+ turnovers:	Ole Miss, 2020 (7)
Committed 6+ turnovers:	Ole Miss, 2020 (7)
Committed 5+ turnovers:	Ole Miss, 2020 (7)
Intercepted 8+ Arkansas passes:	at SMU, 1951 (8)
Intercepted 7+ Arkansas passes:	at SMU, 1951 (8)
Intercepted 6+ Arkansas passes:	North Texas, 2018 (6)
Intercepted 5+ Arkansas passes:	San Jose State, 2019 (5)
Intercepted 4+ Arkansas passes:	San Jose State, 2019 (5)
Intercepted 3+ Arkansas passes:	Georgia, 2020 (3)
Returned an interception for a touchdown:	Georgia, 2020
Returned a fumble for a touchdown:	at Florida, 2020

DEFENSE

Held Arkansas to 10 or fewer first downs:	at Alabama, 2015 (10)
Recorded 9+ sacks:	Oklahoma, 2001 (9.0-55)
Recorded 8+ sacks:	Oklahoma, 2001 (9.0-55)
Recorded 7+ sacks:	Alabama, 2016 (7.0-53)
Recorded 6+ sacks:	vs. Auburn, 2017 (6.0-34)
Scored a safety:	Georgia, 2020
Held Arkansas to 50 or fewer yards rushing:	LSU, 2018 (16)
Held Arkansas to 25 or fewer yards rushing:	LSU, 2018 (16)
Held Arkansas to 100 or fewer yards passing:	Missouri, 2019 (77)
Held Arkansas to 50 or fewer yards passing:	South Carolina, 2013 (30)
Held Arkansas to 300 or less yards total offense:	at Mississippi State, 2020 (275)
Held Arkansas to 200 or less yards total offense:	at Missouri, 2018 (187)
Held Arkansas to 100 or fewer yards both rushing & passing:	Alabama, 2012 (Rush - 58, Pass - 79)

SPECIAL TEAMS

Returned a punt for a TD:	North Texas, 2018
Returned a kickoff for a TD:	vs. Texas A&M, 2018
Punted 10+ times:	Chattanooga, 2007 (12)
Punted 10+ times in consecutive games:	North Texas, 2007 (10)
Did not punt:	Chattanooga, 2007 (12)
Missed a kicking PAT:	Alabama, 2018
Missed two kicking PATs:	Auburn, 2019
Blocked a field goal:	at LSU, 2017
Blocked a punt:	Kansas State, 2015
	at Auburn, 2020

MISCELLANEOUS

Had 30+ first downs:	at Florida, 2020 (36)
Had 10+ penalties:	Georgia, 2020 (12)
Had 100+ yards in penalties:	Georgia, 2020 (108)
Had 35+ minutes of possession time:	vs. LSU, 2020 (41:43)
Had 40+ minutes of possession time:	vs. LSU, 2020 (41:43)
Had two 100-yard rushers and one 100-yard receiver:	Texas A&M, 2017 (Kellen Mond - 109 rushing, Keith Ford - 102 rushing & Christian Kirk - 110 receiving)
Had one 100-yard rusher and one 100-yard receiver:	at Auburn, 2020 (Tank Bigsby - 146 rushing & Anthony Schwartz - 10 receiving)
Had one 100-yard rusher and two 100-yard receivers:	Alabama, 2018 (Damien Harris - 111 rushing, Jerry Jeudy - 135 receiving & Irv Smith Jr. - 123 receiving)

LAST TIME AN INDIVIDUAL OPPONENT . . .

INDIVIDUAL RUSHING

Rushed 40+ times:	Travis Stephens (41), Tennessee (2001)
Rushed 35+ times:	Ish Witter (39), Missouri (2017)
Rushed 30+ times:	Eric Gray (31), Tennessee (2020)
Rushed for 200+ yards:	Kylin Hill (234), Mississippi State (2019)
Rushed for 175+ yards:	Clyde Edwards-Helaire (188), at LSU (2019)
Rushed for 150+ yards:	Clyde Edwards-Helaire (188), at LSU (2019)
Rushed for 125+ yards:	Tank Bigsby (146), at Auburn (2020)
Rushed for 100+ yards:	Eric Gray (123), vs. Tennessee (2020)
Rushed for 4+ touchdowns:	Nick Fitzgerald (4), Mississippi State (2016)
Rushed for 3+ touchdowns:	Clyde Edwards-Helaire (3), at LSU (2019)
Had a run of 80+ yards:	Clyde Edwards-Helaire (89), at LSU (2019)
Had a run of 70+ yards:	Clyde Edwards-Helaire (89), at LSU (2019)
Had a run of 60+ yards:	Clyde Edwards-Helaire (89), at LSU (2019)
Had a run of 50+ yards:	Clyde Edwards-Helaire (89), at LSU (2019)

INDIVIDUAL PASSING

Passed for 500+ yards:	Dak Prescott (508), Mississippi State (2015)
Passed for 450+ yards:	Dak Prescott (508), Mississippi State (2015)
Passed for 400+ yards:	Josh Love (402), San Jose State (2019)
Passed for 300+ yards:	Kyle Trask (356), at Florida (2020)
Attempted 60+ passes:	Kolton Browning (67), Louisiana-Monroe (2012)
Attempted 50+ passes:	K.J. Costello (59), at Mississippi State (2020)
Attempted 40+ passes:	TJ Finley (42), LSU (2020)
Completed 40+ passes:	K.J. Costello (43), at Mississippi State (2020)
Completed 30+ passes:	K.J. Costello (43), at Mississippi State (2020)
Completed 20+ passes:	TJ Finley (27), LSU (2020)
Threw 6+ touchdown passes:	Kyle Trask (6), at Florida (2020)
Threw 5+ touchdown passes:	Kyle Trask (6), at Florida (2020)
Threw 4+ touchdown passes:	Kyle Trask (6), at Florida (2020)
Threw 3+ touchdown passes:	Kyle Trask (6), at Florida (2020)
Completed a pass for 90+ yards:	Trevor Knight (92), Texas A&M (2016)
Completed a pass for 80+ yards:	Kellen Mond (81), Texas A&M (2017)
Completed a pass for 70+ yards:	Patrick O'Brien (75), Colorado State (2019)
Completed a pass for 60+ yards:	Ty Storey (69), Western Kentucky (2019)

INDIVIDUAL RECEIVING

Caught 15+ passes:	Willie Gosha (17), Auburn (1995)
Caught 10+ passes:	Elijah Moore (11), vs. Ole Miss (2020)
Caught 7+ passes:	Terrace Marshall (7), vs. LSU (2020)
Had 200+ yards receiving:	Jamaye Smith (208), Mississippi State (2007)
Had 150+ yards receiving:	Tre Walker (161), San Jose State (2019)
Had 100+ yards receiving:	T. Grimes (109), at Florida (2020)
Caught 3+ TD passes:	A. Hollins (3), Eastern Illinois (2018)
Caught 2+ TD passes:	T. Grimes, K. Zipperer (2, 2), at Florida (2020)

INDIVIDUAL TOTAL OFFENSE

Had 400+ yards total offense:	Jordan Ta'amu (528; Pass - 387, Rush - 141), Ole Miss (2018)
Had 300+ yards total offense:	Kyle Trask (364; Pass - 356, Rush - 8), at Florida (2020)
Had 100 yards both passing and rushing:	Jordan Ta'amu (528; Pass - 387, Rush - 141), Ole Miss (2018)

INDIVIDUAL SCORING

Accounted for 6+ touchdowns:	Kyle Trask (at Florida), 2020 (6)
Accounted for 5+ touchdowns:	Kyle Trask (at Florida), 2020 (6)
Accounted for 4+ touchdowns:	Kyle Trask (at Florida), 2020 (6)
Scored 4+ touchdowns:	Peyton Barber (Auburn), 2015 (4)
Scored 3+ touchdowns:	Kylin Hill (Mississippi State), 2019 (3)

INDIVIDUAL DEFENSE

Intercepted 3+ passes:	Minkah Fitzpatrick (3), Alabama (2016)
Intercepted 2+ passes:	Richard LeCounte (2), Georgia (2020)
Recorded 3+ sacks:	JaCoby Stevens (3.0), at LSU (2019)
Recorded 2+ sacks:	Andre Anthony (2.0), LSU (2020)

SPECIAL TEAMS

Kicked 5+ field goals:	Dan Nystrom (5-5), Minnesota (2002)
Kicked four field goals:	Wyatt Bryan (4-4), at Colorado State (2018)
Returned a punt for a TD:	Keegan Brewer, North Texas (2018)
Returned a kick for a TD:	Jashaun Corbin, vs. Texas A&M (2018)

GAME 9: MISSOURI

ARKANSAS BIG PLAYS FROM SCRIMMAGE

Opponent	Rushing					Passing			
	10-19	20-29	30-39	40-49	50+	20-29	30-39	40-49	50+
Georgia	3	0	0	0	0	3	0	1	0
at Miss. State	2	0	0	0	0	1	0	0	1
at Auburn	3	0	0	0	0	1	2	1	0
Ole Miss	6	0	0	0	0	0	0	0	1
at Texas A&M	4	2	0	0	0	2	1	0	0
Tennessee	2	4	0	0	0	1	0	0	2
at Florida	5	0	0	0	1	1	0	1	1
LSU	3	1	0	0	0	1	0	0	4
at Missouri									
Alabama									
Totals	58	7	0	0	1	10	3	3	9

OPPONENT BIG PLAYS FROM SCRIMMAGE

Opponent	Rushing					Passing			
	10-19	20-29	30-39	40-49	50+	20-29	30-39	40-49	50+
Georgia	3	1	0	0	0	2	0	0	0
at Miss. State	1	0	0	0	0	0	1	0	0
at Auburn	10	1	0	1	0	1	2	0	0
Ole Miss	6	0	0	1	0	2	1	0	0
at Texas A&M	5	1	0	0	0	2	2	0	0
Tennessee	1	1	0	0	0	1	0	0	0
at Florida	5	0	0	0	0	4	3	1	0
LSU	0	1	0	0	0	2	1	0	0
at Missouri									
Alabama									
Totals	31	5	0	2	0	14	10	1	0

FIRST DOWN GAME LOG

Arkansas					Opponents				
Opponent	Rush	Pass	Penalty	Total	Opponent	Rush	Pass	Penalty	Total
Georgia	4	8	3	15	Georgia	8	10	1	19
at Miss. State	6	10	1	17	at Miss. State	5	19	0	24
at Auburn	5	15	2	22	at Auburn	14	10	0	24
Ole Miss	10	13	1	24	Ole Miss	13	10	0	23
at Texas A&M	12	13	4	29	at Texas A&M	9	12	4	25
Tennessee	13	7	1	21	Tennessee	11	6	2	19
at Florida	9	8	1	18	at Florida	15	18	3	36
LSU	2	11	1	14	LSU	7	16	1	24
at Missouri					at Missouri				
Alabama					Alabama				
TOTAL	61	85	14	160	TOTAL	82	101	11	194

TURNOVER CHART

Takeaways					Giveaways				
Opponent	Fumbles	Interceptions	Total	Pts Off	Fumbles	Interceptions	Total	Points Off	Margin
Georgia	1	1	2	3	0	3	3	14	-1
at Miss. State	1	3	4	7	2	0	2	0	+2
at Auburn	0	0	0	0	0	0	0	0	0
Ole Miss	1	6	7	24	1	1	2	0	+5
at Texas A&M	0	0	0	0	0	0	0	0	0
Tennessee	0	2	2	0	0	0	0	0	+2
at Florida	0	1	1	7	1	0	1	7	0
LSU	1	0	1	0	0	1	1	7	0
at Missouri									
Alabama									
TOTAL	4	13	17	41	4	5	9	28	+8

Arkansas' 17 takeaways lead the SEC and are tied for 10th nationally. The team's +8 turnover margin is also tops in the league and fifth in the FBS.

DRIVE SUPERLATIVES

Longest Drive

By No. of Plays

By No. of Yards

By Time of Possession

Arkansas

17 (75 yards, 5:14) vs. Tennessee, TD

95 2x last (6 plays, 1:30) vs. LSU, TD

5:30 (13 plays, 85 yards) at Auburn, TD

Opponents

16 2x last (81 yards, 8:29) vs. Tennessee, TD

83 (8 plays, 4:06) at Florida, TD

8:29 (16 plays, 81 yards) vs. Tennessee, TD

Shortest Drive

By No. of Plays

By No. of Yards

By Time of Possession

Arkansas

15x last (82 yards, 0:17) at Florida, TD

-13 (6 plays, 2:10) at Mississippi St., punt

0:01 (1 play, -4 yards) at Mississippi St., end of half

Opponents

1 9x last (1 yards, 0:03) vs. LSU, TD

-7 2x last (4 plays, 1:39) vs. Ole Miss, INT

0:03 (1 play, 1 yards) vs. LSU, TD

Scoring Drive Breakdown

Yardage	ARKANSAS		OPPONENT	
	TD	FG	TD	FG
No drive	3	-	3	-
Neg. Yards	-	-	-	-
0-9	-	-	1	-
10-19	-	-	-	-
20-29	1	-	1	2
30-39	-	-	-	-
40-49	-	3	1	3
50-59	-	2	4	3
60-69	4	-	6	1
70-79	10	1	11	-
80-89	5	-	4	-
90-99	4	-	-	-
TOTALS	27	6	31	9

Game-Opening Drives

OPP	ARKANSAS			OPPONENTS		
	PTS	ISTS	YDS	PTS	ISTS	YDS
Georgia	0	0	6	0	1	34
at Miss. State	0	0	9	0	3	39
at Auburn	0	0	6	0	1	15
Ole Miss	0	0	7	0	4	55
at Texas A&M	7	5	87	0	1	19
Tennessee	0	2	24	3	4	42
at Florida	7	3	75	7	5	75
LSU	0	0	4	0	1	10
at Missouri						
Alabama						
TOTALS	14	10	218	10	20	289

Second Half-Opening Drives

OPP	ARKANSAS			OPPONENTS		
	PTS	ISTS	YDS	PTS	ISTS	YDS
Georgia	3	3	43	0	1	38
at Miss. State	7	5	75	7	6	76
at Auburn	6	6	85	0	3	30
Ole Miss	0	1	11	0	4	74
at Texas A&M	3	4	58	7	4	75
Tennessee	7	5	75	0	0	5
at Florida	7	5	75	0	2	10
LSU	0	0	5	0	1	14
at Missouri						
Alabama						
TOTALS	33	29	427	14	21	322

Three & Out Drives

	ARKANSAS	OPPONENT
	THREE-&-OUTS/DRIVES	THREE-&-OUTS/DRIVES
Georgia	8/16 (50.0%)	1/16 (6.3%)
at Mississippi State	4/13 (30.8%)	3/13 (23.1%)
at Auburn	4/13 (30.8%)	1/11 (9.1%)
Ole Miss	3/14 (21.4%)	2/16 (12.5%)
at Texas A&M	1/11 (9.1%)	2/12 (16.7%)
Tennessee	1/11 (9.1%)	5/12 (41.7%)
at Florida	3/13 (23.1%)	0/12 (0.0%)
LSU	6/13 (46.2%)	3/14 (21.4%)
at Missouri		
Alabama		
TOTALS	30/104 (28.9%)	17/106 (16.1%)

GAME 9: MISSOURI

ARKANSAS DRIVE CHARTS

Georgia					
Qtr.	Time	Start	Pl-Yds	TOP	Result
1st	15:00	AR25	3-6	0:55	punt
1st	11:05	AR09	7-91	2:17	*TOUCHDOWN
1st	07:41	AR10	3-5	0:36	punt
1st	05:14	AR07	3-29	0:41	interception
1st	03:14	AR05	3-2	0:50	punt
1st	00:49	AR01	4-(-1)	1:19	*SAFETY
2nd	11:47	AR20	3-5	1:40	punt
2nd	06:11	AR24	3-6	1:01	punt
2nd	03:37	AR21	6-37	2:37	punt
3rd	12:38	AR49	11-43	4:15	*FIELD GOAL
3rd	06:00	AR16	3-(-1)	1:29	punt
3rd	03:20	AR25	2-2	0:27	interception
3rd	02:53	AR25	3-25	1:00	interception
4th	11:15	AR25	3-6	2:26	punt
4th	05:24	AR11	3-6	1:25	punt
4th	01:23	AR25	8-34	1:16	downs

at Mississippi State

Qtr.	Time	Start	Pl-Yds	TOP	Result
1st	03:59	AR25	3-9	1:01	punt
1st	00:02	AR06	13-91	4:37	fumble
2nd	08:00	AR31	8-69	2:33	*TOUCHDOWN
2nd	04:46	AR48	4-11	1:55	punt
2nd	01:18	AR36	4-3	0:39	punt
2nd	00:01	AR27	1-(-4)	0:01	end of half
3rd	15:00	AR25	11-75	3:39	*TOUCHDOWN
3rd	03:50	AR25	4-15	1:47	punt
4th	14:20	AR47	3-(-4)	1:22	punt
4th	11:13	AR32	2-(-11)	0:32	fumble
4th	08:52	AR13	3-0	1:20	punt
4th	04:39	AR09	3-9	2:04	punt
4th	02:35	MS37	6-(-13)	2:10	punt

at Auburn

Qtr.	Time	Start	Pl-Yds	TOP	Result
1st	15:00	AR25	3-6	1:18	punt
1st	10:56	AR10	5-25	2:24	punt
1st	05:56	AR03	3-1	1:24	punt
1st	04:32	AR35	3-0	1:22	punt
1st	00:36	AR25	5-22	1:25	punt
2nd	09:22	AR35	8-65	2:58	*TOUCHDOWN
2nd	04:15	AR25	6-75	2:00	*TOUCHDOWN
2nd	00:38	AR25	3-8	0:38	end of half
3rd	09:44	AR15	13-85	5:30	*TOUCHDOWN
4th	14:51	AR25	10-70	3:14	*FIELD GOAL
4th	10:19	AR30	10-70	4:50	*TOUCHDOWN
4th	02:38	AR20	3-2	0:32	punt
4th	00:07	AR25	1-16	0:07	end of game

Ole Miss

Qtr.	Time	Start	Pl-Yds	TOP	Result
1st	15:00	AR25	3-7	1:03	punt
1st	09:58	AR05	11-95	4:11	*TOUCHDOWN
1st	02:42	AR02	9-37	4:03	punt
2nd	13:15	MS48	7-42	2:25	*FIELD GOAL
2nd	08:09	AR31	3-7	1:27	punt
2nd	05:02	AR35	12-50	3:21	*FIELD GOAL
2nd	01:02	AR27	6-15	0:52	punt
3rd	10:38	AR01	5-11	1:56	punt
3rd	04:35	AR25	1-(-8)	0:10	fumble
3rd	04:16	AR12	6-38	2:19	interception
3rd	00:40	AR29	3-(-6)	1:00	punt
4th	12:06	AR30	11-70	4:30	*TOUCHDOWN
4th	05:30	AR31	4-17	1:44	punt
4th	01:28	MS30	2-24	1:28	end of game

OPPONENT DRIVE CHARTS

Georgia					
Qtr.	Time	Start	Pl-Yds	TOP	Result
1st	14:05	GA34	6-19	3:00	punt
1st	08:48	GA25	3-9	1:07	punt
1st	07:05	GA50	4-(-7)	1:51	punt
1st	04:33	AR15	3-3	1:19	interception
1st	02:24	GA44	4-9	1:35	punt
2nd	14:30	AR45	7-3	2:43	punt
2nd	10:07	GA39	10-37	3:56	downs
2nd	05:10	GA20	5-5	1:33	punt
2nd	01:00	GA20	8-59	1:00	*FIELD GOAL
3rd	15:00	GA25	6-33	2:22	fumble
3rd	08:23	GA43	6-57	2:23	*TOUCHDOWN
3rd	04:31	AR24	4-24	1:11	*TOUCHDOWN
3rd	01:53	GA19	13-81	5:38	*TOUCHDOWN
4th	08:49	GA25	5-1	3:25	punt
4th	03:59	AR43	6-22	2:36	*FIELD GOAL
4th	00:07	GA41	1-(-2)	0:07	end of game

at Mississippi State

Qtr.	Time	Start	Pl-Yds	TOP	Result
1st	15:00	MS27	7-39	3:16	interception
1st	11:44	MS25	15-75	7:45	*TOUCHDOWN
1st	02:58	MS18	6-38	2:56	punt
2nd	10:25	MS03	5-20	2:25	punt
2nd	05:27	MS25	3-(-3)	0:41	punt
2nd	02:51	MS20	6-26	1:33	interception
2nd	00:39	MS18	3-6	0:38	punt
3rd	11:11	MS24	14-76	7:21	*TOUCHDOWN
3rd	02:03	MS23	6-45	2:43	interception
4th	12:58	MS09	3-8	1:45	punt
4th	10:41	AR21	4-8	1:49	downs
4th	07:32	AR30	7-21	2:53	downs
4th	00:25	MS12	5-31	0:25	end of game

at Auburn

Qtr.	Time	Start	Pl-Yds	TOP	Result
1st	13:42	AU28	5-15	2:46	punt
1st	08:32	AU17	7-39	2:36	punt
1st	03:10	AU23	5-47	2:34	*FIELD GOAL
2nd	14:11	AU20	10-80	4:49	*TOUCHDOWN
2nd	06:16	AU33	4-22	2:01	punt
2nd	02:15	AU35	6-57	1:37	*FIELD GOAL
3rd	14:53	AU24	11-30	5:09	punt
3rd	04:03	AU36	9-64	4:12	*TOUCHDOWN
4th	11:32	AU14	3-8	1:13	punt
4th	05:29	AU35	7-48	2:51	missed fg
4th	02:06	AR45	7-23	1:59	*FIELD GOAL

Ole Miss

Qtr.	Time	Start	Pl-Yds	TOP	Result
1st	13:57	MS40	13-55	3:59	fumble
1st	05:47	MS35	7-29	3:05	punt
2nd	13:39	MS12	2-8	0:24	interception
2nd	10:50	MS25	1-0	0:10	interception
2nd	10:40	MS25	7-44	2:31	downs
2nd	06:42	MS20	3-5	1:40	punt
2nd	01:41	MS25	3-0	0:39	punt
2nd	00:10	MS20	1-4	0:10	end of half
3rd	15:00	MS25	16-74	4:22	downs
3rd	08:42	MS44	10-56	4:07	*TOUCHDOWN
3rd	04:25	AR17	1-0	0:09	interception
3rd	01:57	MS39	6-27	1:17	interception
4th	14:40	MS34	8-66	2:34	*TOUCHDOWN
4th	07:36	MS27	7-73	2:06	*TOUCHDOWN
4th	03:46	MS16	2-(-2)	0:39	interception
4th	03:07	MS31	4-(-7)	1:39	interception

GAME 9: MISSOURI

ARKANSAS DRIVE CHARTS

at Texas A&M

Qtr.	Time	Start	Pl-Yds	TOP	Result
1st	12:58	AR13	12-87	4:49	*TOUCHDOWN
1st	03:57	AR25	3-3	1:01	punt
1st	00:34	AR25	9-44	3:16	missed fg
2nd	06:43	AR25	8-75	2:30	*TOUCHDOWN
2nd	01:13	AR25	5-43	1:07	missed fg
3rd	15:00	AR25	11-58	4:38	*FIELD GOAL
3rd	05:22	AR25	5-15	1:50	punt
3rd	00:56	AR25	8-75	2:47	*TOUCHDOWN
4th	09:39	AR24	4-15	1:21	punt
4th	06:39	AR45	6-27	2:13	downs
4th	02:05	AR31	6-69	1:29	*TOUCHDOWN

Tennessee

Qtr.	Time	Start	Pl-Yds	TOP	Result
1st	09:25	AR25	6-31	2:21	punt
2nd	13:35	AR25	16-71	4:44	missed fg
2nd	07:34	AR20	4-29	1:44	punt
2nd	01:57	AR26	4-22	1:15	punt
3rd	15:00	AR25	17-75	5:14	*TOUCHDOWN
3rd	07:35	AR33	3-67	1:00	*TOUCHDOWN
3rd	04:42	AR19	2-81	0:29	*TOUCHDOWN
3rd	03:11	AR20	7-49	3:04	*FIELD GOAL
4th	13:13	AR27	5-(-4)	2:24	punt
4th	09:20	AR20	3-(-10)	2:13	punt
4th	04:32	AR23	5-17	2:33	punt

at Florida

Qtr.	Time	Start	Pl-Yds	TOP	Result
1st	07:36	AR25	5-75	1:33	*TOUCHDOWN
1st	02:59	AR16	7-33	3:03	downs
2nd	09:54	AR32	3-3	1:26	punt
2nd	07:06	AR17	1-83	0:11	*TOUCHDOWN
2nd	04:28	AR11	3-2	1:31	punt
2nd	00:17	AR25	2-35	0:17	end of half
3rd	15:00	AR25	9-75	3:00	*TOUCHDOWN
3rd	09:06	AR23	3-9	1:59	punt
3rd	03:01	AR25	5-9	2:22	punt
4th	13:08	AR25	3-10	0:51	fumble
4th	12:08	AR18	1-82	0:17	*TOUCHDOWN
4th	05:33	AR27	5-14	2:35	punt
4th	02:05	FL23	4-23	1:25	*TOUCHDOWN

LSU

Qtr.	Time	Start	Pl-Yds	TOP	Result
1st	15:00	AR25	3-4	0:41	punt
1st	11:12	AR20	4-14	1:19	punt
1st	07:37	AR25	3-5	0:44	punt
1st	04:45	AR08	4-92	1:05	*TOUCHDOWN
2nd	13:54	AR25	3-5	1:32	punt
2nd	08:11	AR29	3-(-1)	1:41	punt
2nd	04:53	AR26	2-3	0:29	interception
2nd	04:21	AR25	3-75	0:37	*TOUCHDOWN
3rd	10:35	AR09	3-5	1:50	punt
3rd	02:34	AR05	6-95	1:30	*TOUCHDOWN
3rd	00:06	AR08	7-88	2:24	*FIELD GOAL
4th	09:20	AR07	3-9	1:50	punt
4th	03:59	AR25	11-48	2:35	missed fg

OPPONENT DRIVE CHARTS

at Texas A&M

Qtr.	Time	Start	Pl-Yds	TOP	Result
1st	15:00	TAMU25	4-19	2:02	punt
1st	08:09	TAMU25	8-75	4:12	*TOUCHDOWN
1st	02:56	TAMU42	4-58	2:22	*TOUCHDOWN
2nd	12:18	TAMU31	11-69	5:35	*TOUCHDOWN
2nd	04:13	TAMU26	7-74	3:00	*TOUCHDOWN
2nd	00:06	TAMU32	1-(-1)	0:06	end of half
3rd	10:22	TAMU25	9-75	5:00	*TOUCHDOWN
3rd	03:32	TAMU32	6-68	2:36	*TOUCHDOWN
4th	13:09	TAMU25	5-11	3:30	punt
4th	08:18	TAMU12	3-3	1:39	punt
4th	04:26	TAMU28	3-(-2)	2:21	punt
4th	00:36	AR46	1-(-1)	0:36	end of game

Tennessee

Qtr.	Time	Start	Pl-Yds	TOP	Result
1st	15:00	UT25	12-42	5:35	*FIELD GOAL
1st	07:04	UT19	16-81	8:29	*TOUCHDOWN
2nd	08:51	UT20	3-7	1:17	punt
2nd	05:50	UT20	8-49	3:53	*FIELD GOAL
2nd	00:42	UT22	1-(-2)	0:42	end of half
3rd	09:46	UT25	3-5	2:11	punt
3rd	06:35	UT25	3-6	1:53	punt
3rd	04:13	UT25	3-1	1:02	punt
3rd	00:07	UT25	4-12	1:54	punt
4th	10:49	UT39	3-1	1:29	punt
4th	07:07	AR48	7-23	2:35	interception
4th	01:59	UT18	10-72	1:59	interception

at Florida

Qtr.	Time	Start	Pl-Yds	TOP	Result
1st	15:00	FL25	14-75	7:24	*TOUCHDOWN
1st	06:03	FL25	7-59	3:04	downs
2nd	14:56	AR49	9-49	4:53	*TOUCHDOWN
2nd	08:28	FL26	4-74	1:11	*TOUCHDOWN
2nd	06:55	FL35	5-65	2:22	*TOUCHDOWN
2nd	02:57	FL47	7-53	2:40	*TOUCHDOWN
3rd	12:00	FL25	6-10	2:54	punt
3rd	07:07	FL17	8-83	4:06	*TOUCHDOWN
3rd	00:39	FL24	8-76	2:31	*TOUCHDOWN
4th	11:51	FL25	12-75	6:10	*TOUCHDOWN
4th	2:58	FL14	2-4	0:53	interception
4th	00:40	FL25	1-4	0:40	end of game

LSU

Qtr.	Time	Start	Pl-Yds	TOP	Result
1st	14:19	LS25	6-5	3:07	punt
1st	09:53	LS19	8-51	2:16	*FIELD GOAL
1st	06:53	LS25	3-9	2:08	punt
1st	03:40	LS25	10-75	4:46	*TOUCHDOWN
2nd	12:22	LS18	9-53	4:11	fumble
2nd	06:30	LS28	3-8	1:37	punt
2nd	04:24	AR01	1-1	0:03	*TOUCHDOWN
2nd	03:44	LS25	14-69	3:44	*FIELD GOAL
3rd	15:00	LS25	6-14	4:25	punt
3rd	08:45	LS27	12-34	6:11	punt
3rd	01:04	LS25	3-6	0:58	punt
4th	12:42	LS25	5-20	3:22	punt
4th	07:30	LS33	10-67	3:31	*TOUCHDOWN
4th	01:24	LS27	3-(-2)	1:24	end of game



SAM CARTER
CORNERBACKS



BRAD DAVIS
OFFENSIVE LINE



DERRICK LEBLANC
DEFENSIVE LINE



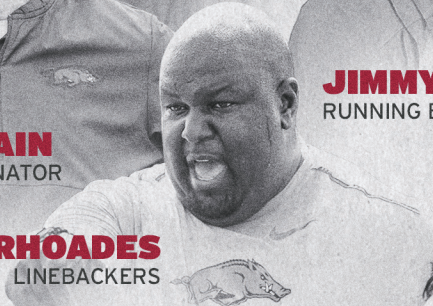
JIMMY SMITH
RUNNING BACKS



JON COOPER
TIGHT ENDS



SCOTT FOUNTAIN
SPECIAL TEAMS COORDINATOR



RION RHODES
LINEBACKERS



JUSTIN STEPP
WIDE RECEIVERS



BARRY ODOM
DEFENSIVE COORDINATOR/S



SAM PITTMAN
HEAD COACH



KENDAL BRILES
OFFENSIVE COORDINATOR/QB



GAME 9: MISSOURI

ALPHABETICAL ROSTER

No.	Name	Pos.
30	Reid Bauer	P
46	Nathan Bax	TE
24	LaDarius Bishop	DB
15	Simeon Blair	DB
43	Brooks Both	LB
5	Rakeem Boyd	RB
44	Andy Boykin	DL
15	Braden Bratcher	QB
9	Greg Brooks Jr.	DB
34	Martaveous Brown	DB
21	Montaric Brown	DB
26	Donte Buckner	RB
16	Treyton Burks	WR
33	Kelin Burrle	LB
23	Devin Bush	CB
90	Vito Calvaruso	K
40	George Caratan	P
91	Taurean Carter	DL
1	Jalen Catalon	DB
6	Kendall Catalon	WR
4	Malik Chavis	DB
53	Eli Chism	LS
17	Hudson Clark	DB
66	Thy Clary	OL
57	Shane Clinin	OL
13	Julius Coates	DL
85	Harper Cole	WR
86	Kevin Compton	WR
38	Jon Conley	DB
11	Jaquayln Crawford	WR
76	Myron Cunningham	OL
75	Ray Curry Jr.	OL
20	Jordan Curtis	DB
30	Levi Draper	LB
32	Deon Edwards	LB
7	Joe Foucha	DB
39	H.T. Fountain	LS
13	Feleipe Franks	QB
48	Nicholas Fulwider	DL
33	Karch Gardiner	WR
73	Noah Gatlin	OL
5	Dorian Gerald	DL
50	Eric Gregory	DL
92	Elias Hale	DL
41	T.J. Hammonds	WR
95	Morgan Hanna	DL
83	Marcus Henderson	TE/OL
27	Hayden Henry	LB
82	Hudson Henry	TE
2	Malik Hornsby	QB
59	Griffin Hunt	OL
4	Koilan Jackson	WR
99	Enoch Jackson Jr.	DL
0	Jerry Jacobs	DB
1	KJ Jefferson	QB
47	Cedric Johnson	LB
20	Dominique Johnson	RB
0	Khari Johnson	DB
9	John Stephen Jones	QB
70	Luke Jones	OL
97	Xavier Kelly	DL
87	Blake Kern	TE
7	Trey Knox	WR
62	Brady Latham	OL
55	Beaux Limmer	OL
18	Jack Lindsey	QB
43	Sam Loy	P
42	Jonathan Marshall	DL
18	Myles Mason	DB
4	Jarques McClellion	DB
90	Marcus Miller	DL
31	Grant Morgan	LB
19	Tyson Morris	WR
4	Shamar Nash	WR

NUMERICAL ROSTER

No.	Name	Pos.	Ht.	Wt.	Cl.	Exp.	Hometown (Previous School)
0	Jerry Jacobs	DB	5-11	203	R-Sr.	TR	Atlanta, Ga. (South Cobb HS/Arkansas St.)
0	Khari Johnson	DB	6-0	189	Fr.	HS	Boston, Mass. (Suffield Academy)
1	Jalen Catalon	DB	5-10	189	R-Fr.	RS	Mansfield, Texas (Mansfield Legacy HS)
1	KJ Jefferson	QB	6-3	236	R-Fr.	RS	Sardis, Miss. (North Panola HS)
2	Malik Hornsby	QB	6-2	183	Fr.	HS	Missouri City, Texas (Ft. Bend Marshall HS)
2	Myles Slusher	DB	6-0	186	Fr.	HS	Broken Arrow, Okla. (Broken Arrow HS)
3	Nick Turner	DB	5-11	189	Fr.	HS	New Orleans, La. (Brother Martin HS)
4	Malik Chavis	DB	6-2	194	R-Fr.	RS	Rison, Ark. (Rison HS)
4	Koilan Jackson	WR	6-2	228	R-Jr.	2L	Little Rock, Ark. (Joe T. Robinson HS)
4	Jarques McClellion	DB	6-0	188	R-Jr.	2L	Lake Worth, Fla. (American Heritage School)
4	Shamar Nash	WR	6-3	215	R-Fr.	RS	Memphis, Tenn. (IMG Academy)
5	Rakeem Boyd	RB	6-0	206	Sr.	2L	Stratford, Texas (Independence [Kan.] CC)
5	Dorian Gerald	DL	6-3	288	R-Sr.	1L	Florence, S.C. (College of the Canyons [Calif.]
6	Kendall Catalon	WR	5-9	182	R-Jr.	RS	Mansfield, Texas (Southern)
6	Jacorrei Turner	DB	6-2	193	Fr.	HS	Atlanta, Ga. (Woodward Academy)
7	Joe Foucha	DB	5-11	188	Jr.	2L	New Orleans, La. (McDonogh 35 HS)
7	Trey Knox	WR	6-5	207	So.	1L	Murfreesboro, Tenn. (Blackman HS)
8	Mike Woods	WR	6-1	196	Jr.	2L	Magnolia, Texas (Magnolia HS)
9	Greg Brooks Jr.	DB	5-11	185	So.	1L	Harvey, La. (West Jefferson HS)
9	John Stephen Jones	QB	5-11	202	R-So.	1L	Dallas, Texas (Highland Park HS)
10	Bumper Pool	LB	6-2	229	Jr.	2L	Lucas, Texas (Lovejoy HS)
10	De'Vion Warren	WR	5-10	186	Sr.	3L	Monroe, La. (Ouachita Parish HS)
11	Jaquayln Crawford	WR	5-10	172	R-So.	TR	Rockdale, Texas (Rockdale HS/Oklahoma)
11	Mataio Soli	DL	6-4	235	So.	1L	Douglasville, Ga. (Douglas County HS)
13	Julius Coates	DL	6-6	289	R-Jr.	TR	Rockford, Ill. (Guilford HS/East Miss. CC)
13	Feleipe Franks	QB	6-6	228	R-Sr.	TR	Crawfordville, Fla. (Wakulla HS/Florida)
14	Nathan Parodi	DB	5-9	175	R-So.	1L	Austin, Texas (Lake Travis HS)
14	Cade Pearson	QB	6-3	223	R-So.	TR	Texarkana, Texas (Texas HS/North Texas)
15	Simeon Blair	DB	5-10	204	R-So.	1L	Pine Bluff, Ark. (Pine Bluff HS)
15	Braden Bratcher	QB	5-11	172	Fr.	HS	Little Rock, Ark. (Pulaski Academy)
16	Treyton Burks	WR	6-3	232	So.	1L	Warren, Ark. (Warren HS)
17	Hudson Clark	DB	6-2	176	R-Fr.	RS	Dallas, Texas (Highland Park HS)
17	John David White	WR	5-11	171	R-Fr.	RS	Little Rock, Ark. (Pulaski Academy)
18	Jack Lindsey	QB	6-2	206	R-Sr.	2L	Fayetteville, Ark. (Springdale HS)
18	Myles Mason	DB	6-2	204	Jr.	2L	Trussville, Ala. (Hewitt-Trussville HS)
19	Tyson Morris	WR	6-1	202	R-Sr.	2L	Helena-West Helena, Ark. (Fayetteville HS)
20	Jordon Curtis	DB	6-0	176	R-Jr.	2L	Jenks, Okla. (Jenks HS)
20	Dominique Johnson	RB	6-1	240	Fr.	HS	Crowley, Texas (Crowley HS)
21	Montaric Brown	DB	6-0	190	R-Jr.	2L	Ashdown, Ark. (Ashdown HS)
22	Trelon Smith	RB	5-9	185	R-Jr.	RS	Houston, Texas (Arizona State)
23	Devin Bush	DB	6-0	200	R-Fr.	RS	New Orleans, La. (Edna Karr HS)
23	Josh Oglesby	RB	5-8	174	R-So.	SQ	Katy, Texas (Katy HS)
24	LaDarius Bishop	DB	6-0	192	R-So.	1L	Ashdown, Ark. (Ashdown HS)
25	Zach Zimos	LB	6-4	225	R-Fr.	RS	Sugar Land, Texas (Fort Bend Travis HS)
26	Donte Buckner	RB	5-11	192	Fr.	HS	Pine Bluff, Ark. (White Hall HS)
26	Micahh Smith	DB	6-0	211	R-Sr.	3L	Marshall, Texas (Marshall HS)
27	Hayden Henry	LB	6-2	229	Sr.	3L	Little Rock, Ark. (Pulaski Academy)
28	Andrew Parker	LB	6-2	235	R-So.	1L	New Orleans, La. (Sophie B. Wright HS)
29	Asa Shearin	LB	6-1	221	R-Fr.	RS	Jonesboro, Ark. (Jonesboro HS)
30	Reid Bauer	P	5-11	205	R-So.	RS	Magnolia, Texas (Magnolia HS)
30	Levi Draper	LB	6-1	223	R-Jr.	TR	Collinsville, Okla. (Collinsville HS/Oklahoma)
31	Grant Morgan	LB	5-11	222	R-Sr.	3L	Greenwood, Ark. (Greenwood HS)
32	Deon Edwards	LB	6-1	218	R-Sr.	3L	Clermont, Fla. (Lake Minneola HS)
32	Reid Turner	RB	5-10	181	R-Fr.	RS	Farmington, Ark. (Farmington HS)
33	Kelin Burrle	LB	6-0	212	Fr.	HS	Harvey, La. (Helen Cox HS)
33	Karch Gardiner	WR	5-9	176	R-Fr.	RS	El Paso, Texas (Del Valle HS)
34	Martaveous Brown	DB	6-0	182	Jr.	SQ	Marianna, Ark. (Arkansas Tech)
35	A.J. Reed	K	5-11	186	R-Sr.	TR	Prattville, Ala. (Prattville HS/Duke)
37	Eric Thomas Jr.	LB	6-3	248	Fr.	HS	Pensacola, Fla. (Booker T. Washington HS)
38	Jon Conley	DB	6-0	169	R-Fr.	SQ	Fayetteville, Ark. (Fayetteville HS)
39	H.T. Fountain	LS	6-0	233	Sr.	TR	Flomaton, Ala. (Lindsey Wilson/Escambia Academy)
40	George Caratan	P	6-2	213	Jr.	TR	Pacific Palisades, Calif. (St. Thomas More HS/Mich.)
41	T.J. Hammonds	WR	5-10	192	R-Sr.	3L	Little Rock, Ark. (Joe T. Robinson HS)
42	Jonathan Marshall	DL	6-3	317	R-Sr.	3L	Shepherd, Texas (Shepherd HS)
43	Brooks Both	LB	6-0	225	Fr.	HS	Harrison, Ark. (Harrison HS)
43	Sam Loy	P	6-1	190	R-Sr.	1L	San Clemente, Calif. (Colorado)
44	Andy Boykin	DL	6-4	314	Fr.	HS	Lagrange, Ga. (Troup County HS)
44	Cameron Vail	DB	6-1	197	R-So.	SQ	Bryant, Ark. (Bryant HS)
44	Jake Yurachek	LB	6-0	233	R-So.	1L	Friendswood, Texas (Friendswood HS/Colorado)
45	Jackson Woodard	LB	6-3	227	Fr.	HS	Little Rock, Ark. (LR Christian Academy)
46	Nathan Bax	TE	6-4	238	R-Fr.	TR	Jefferson City, Mo. (Helias Catholic HS/III. St.)
47	Cedric Johnson	LB	6-0	200	R-So.	RS	Dallas, Texas (University of Mary)
48	Nicholas Fulwider	DL	6-7	301	R-So.	SQ	Tyrone, Ga. (Sandy Creek HS)
48	Jordan Silver	LS	6-1	228	R-Jr.	2L	Branson, Mo. (Branson HS)

GAME 9: MISSOURI

NUMERICAL ROSTER

No.	Name	Pos.	Ht.	Wt.	Cl.	Exp.	Hometown (Previous School)
49	McKinley Williams	LB	6-1	210	R-So.	1L	Sheridan, Ark. (Sheridan HS)
50	Eric Gregory	DL	6-4	283	R-Fr.	RS	Memphis, Tenn. (IMG Academy)
50	Chibueze Nwanna	OL	6-7	338	R-Sr.	SQ	Hyattsville, Md. (Lackawanna CC)
51	Ricky Stromberg	OL	6-4	311	So.	1L	Tulsa, Okla. (Union HS)
52	J.T. Towers	LB	6-4	205	Fr.	HS	Little Rock, Ark. (Joe T. Robinson HS)
53	John Oehrlein	LS	6-1	228	R-Fr.	RS	Austin, Texas (Westlake HS)
53	Eli Chism	LS	6-2	224	Fr.	HS	Shreveport, La. (Calvary Baptist Academy)
54	Austin Nix	OL	6-2	312	R-So.	1L	Texarkana, Ark. (Arkansas HS)
55	Beaux Limmer	OL	6-5	293	R-Fr.	RS	Tyler, Texas (Tyler Lee HS)
56	Zach Williams	DL	6-4	246	So.	1L	Little Rock, Ark. (Joe T. Robinson HS)
57	Shane Clinen	OL	6-6	316	R-Jr.	2L	Festus, Mo. (Jefferson HS)
58	Jashaud Stewart	DL	6-2	223	Fr.	HS	Jonesboro, Ark. (Jonesboro HS)
59	Griffin Hunt	OL	6-4	238	R-So.	SQ	Lucas, Texas (Lovejoy HS)
62	Brady Latham	OL	6-5	296	R-Fr.	RS	Jenks, Okla. (Jenks HS)
66	Ty Clary	OL	6-4	298	Sr.	3L	Fayetteville, Ark. (Fayetteville HS)
67	Payton Simpson	OL	6-4	360	Fr.	HS	Bentonville, Ark. (Bentonville HS)
70	Luke Jones	OL	6-5	294	R-So.	TR	Little Rock, Ark. (Pulaski Academy/Notre Dame)
71	Ryan Winkel	OL	6-6	307	R-So.	1L	Memphis, Tenn. (Christian Brothers HS)
72	Drew Vest	OL	6-6	299	R-Fr.	RS	Searcy, Ark. (Searcy HS)
73	Noah Gatlin	OL	6-7	307	R-So.	SQ	Jonesboro, Ark. (Jonesboro HS)
74	Jalen St. John	OL	6-5	359	Fr.	HS	St. Louis, Mo. (Trinity Catholic HS)
75	Ray Curry Jr.	OL	6-5	320	Fr.	HS	Memphis, Tenn. (White Station HS)
76	Myron Cunningham	OL	6-6	325	R-Sr.	1L	Warren, Ohio (Iowa Central CC)
78	Dalton Wagner	OL	6-9	319	R-Jr.	2L	Spring Grove, Ill. (Richmond Burton HS)
79	Dylan Rathcke	OL	6-5	290	R-Fr.	RS	Baton Rouge, La. (University Lab HS)
80	Matthew Phillips	K/P	5-10	175	R-So.	RS	Brentwood, Tenn. (Brentwood HS)
80	Collin Sutherland	TE	6-5	251	Fr.	HS	Flower Mound, Texas (Marcus HS)
81	Darin Turner	WR	6-3	208	Fr.	HS	Memphis, Tenn. (Central HS)
82	Hudson Henry	TE	6-5	249	R-Fr.	RS	Little Rock, Ark. (Pulaski Academy)
83	Marcus Henderson	TE/OL	6-5	284	Fr.	HS	Memphis, Tenn. (Memphis University School)
85	Harper Cole	WR	5-9	179	Fr.	HS	Aurora, Ill. (Waubonsie Valley HS)
86	Kevin Compton	WR	6-2	176	Fr.	HS	Pine Bluff, Ark. (Watson Chapel HS)
87	Blake Kern	TE	6-4	269	R-Sr.	2L	Lamar, Ark. (Lamar HS)
89	Blayne Toll	TE	6-5	234	Fr.	HS	Hazen, Ark. (Hazen HS)
90	Vito Calvaruso	K	6-2	182	Fr.	HS	Jefferson City, Mo. (Helias Catholic HS)
90	Marcus Miller	DL	6-5	307	R-Fr.	RS	Warren, Ark. (Warren HS)
91	Taurean Carter	DL	6-3	291	R-Fr.	RS	Mansfield, Texas (Mansfield Legacy HS)
92	Elias Hale	DL	6-4	251	R-Sr.	SQ	Fayetteville, Ark. (Fayetteville HS)
93	Isaiah Nichols	DL	6-3	281	R-So.	1L	Springdale, Ark. (Springdale HS)
94	David Porter	DL	6-3	226	R-Jr.	1L	Little Rock, Ark. (Joe T. Robinson HS)
95	Morgan Hanna	DL	6-4	221	R-Fr.	RS	Greenwood, Ark. (Greenwood HS)
97	Xavier Kelly	DL	6-5	311	R-Sr.	TR	Wichita, Kan. (East HS/Clemson)
99	Enoch Jackson Jr.	DL	6-0	298	R-Fr.	RS	Mansfield, Texas (Mansfield Legacy HS)

Roster by Class: Senior - 22 | Junior - 18 | Sophomore - 27 | Freshman - 50

ALPHABETICAL ROSTER

No.	Name	Pos.
93	Isaiah Nichols	DL
54	Austin Nix	OL
50	Chibueze Nwanna	OL
53	John Oehrlein	LS
23	Josh Oglesby	RB
28	Andrew Parker	LB
14	Nathan Parodi	DB
14	Cade Pearson	QB
80	Matthew Phillips	P
10	Bumper Pool	LB
94	David Porter	DL
79	Dylan Rathcke	OL
35	AJ Reed	K
29	Asa Shearin	LB
48	Jordan Silver	LS
67	Payton Simpson	OL
2	Myles Slusher	DB
26	Micahh Smith	DB
22	Trelon Smith	RB
74	Jalen St. John	OL
11	Mataio Soli	DL
58	Jashaud Stewart	DL
51	Ricky Stromberg	OL
80	Collin Sutherland	TE
37	Eric Thomas Jr.	LB
89	Blayne Toll	TE
52	J.T. Towers	LB
81	Darin Turner	WR
6	Jacorrei Turner	LB
3	Nick Turner	DB
32	Reid Turner	RB
44	Cameron Vail	DB
72	Drew Vest	OL
78	Dalton Wagner	OL
10	De'Vion Warren	WR
17	John David White	WR
49	McKinley Williams	LB
56	Zach Williams	DL
71	Ryan Winkel	OL
45	Jackson Woodard	LB
8	Mike Woods	WR
44	Jake Yurachek	LB
25	Zach Zimos	LB

FOOTBALL STAFF

Coaching Staff

Sam Pittman Head Coach	1st Season
Barry Odom Assoc. Head Coach/DC/Safeties	1st Season
Scott Fountain Asst. HC/Special Teams Coord.	1st Season
Kendal Briles Offensive Coordinator/QBs	1st Season
Sam Carter Cornerbacks	1st Season
Jon Cooper Tight Ends	1st Season
Brad Davis Offensive Line	1st Season
Derrick LeBlanc Defensive Line	1st Season
Rion Rhoades Linebackers	1st Season
Jimmy Smith Running Backs	1st Season
Justin Stepp Wide Receivers	3rd Season

Graduate Assistants

Kenji Jackson Defense	1st Season
Kevin Johnson Offense	1st Season
KreSean Reed Defense	1st Season
Ryan Yurachek Offense	1st Season
Cass McCord Video	2nd Season
Austin Van Poucke Operations	2nd Season

Quality Control

Michael Anthony Offense	1st Season
Mark Cala Offense	1st Season
Joseph Henry Offense	1st Season
Mike Krysl Special Teams	1st Season
Michael Scherer Offense	1st Season
Jake Trump Defense	1st Season

Support Staff

Patrick Doherty Football Operations	1st Season
Amanda Gilpin Asst. Football Operations	1st Season
Jamil Walker Strength & Conditioning	1st Season
Ed Ellis Assoc. Strength & Conditioning	1st Season
Dave Polanski Athletic Training	3rd Season
Bobby Allen HS/NFL Relations	8th Season
Dustin Shippey Video	1st Season
Jake Rosch Equipment	7th Season

PRONUNCIATIONS

Kelin Burrie	KEY-lin burl
Taurean Carter	Tore-ee-an
Jaquayln Crawford	ja-kway-lin
Levi Draper	dray-per
Joe Foucha	foo-SHAY
Malik Hornsby	ma-leek
Koilan Jackson	Coy-Lynn
Enoch Jackson Jr.	Ee-knock
Khari Johnson	ka-REE
Xavier Kelly	X-zavier
Jarques McClellion	JAR-kwezz
Chibueze Nwanna	cha-BOY-zee nah-WAH-na
Nathan Parodi	pa-roe-DEE
Dylan Rathcke	Wrath-key
Rion Rhoades	Ryan
Mataio Soli	mah-TYE-oh
Jashaud Stewart	ja-shawd
Zach Zimos	ZIE-mus

GAME 9: MISSOURI



JALEN CATALON

1

Defensive Back | 5-10 | 189 | R-Freshman
Mansfield, Texas | Mansfield Legacy HS

QUICK HITS

- Only player in the nation with 80+ tackles and three interceptions.
- Tied for SEC lead with three interceptions, leads league in solo tackles.
- Five double-digit tackle games this season.
- Recorded a career-best 16 tackles vs. LSU.
- Picked off his first career pass vs. Ole Miss, returning it for a TD in win.

CAREER STATS

	GP/GS	UA	A	TOT	TFL-YDS	SCK-YDS	FF	FR-YDS	INT-YDS	QBH	BRUP
2019	4/0	3	3	6	0.0-0	0.0-0	1	0-0	0-0	0	1
2020	8/8	45	41	86	0.5-1	0.0-0	2	1-0	3-44	0	4
TOTAL	12/8	48	44	92	0.5-1	0.0-0	3	1-0	3-44	0	5

GAME-BY-GAME STATS

	GP/GS	UA	A	TOT	TFL-YDS	SCK-YDS	FF	FR-YDS	INT-YDS	QBH	BRUP
GEORGIA	1/1	7	2	9	0.0-0	0.0-0	1	0-0	0-0	0	1
at Mississippi St.	1/1	9	4	13	0.0-0	0.0-0	0	0-0	0-0	0	0
at Auburn	1/1	10	4	14	0.0-0	0.0-0	0	0-0	0-0	0	1
OLE MISS	1/1	3	6	9	0.5-1	0.0-0	0	1-0	1-35	0	0
at Texas A&M	1/1	1	0	1	0.0-0	0.0-0	0	0-0	0-0	0	0
TENNESSEE	1/1	6	6	12	0.0-0	0.0-0	1	0-0	1-0	0	0
at Florida	1/1	4	8	12	0.0-0	0.0-0	0	0-0	1-9	0	2
LSU	1/1	5	11	16	1.5-6	0.0-0	0	0-0	0-0	0	0
at Missouri											
ALABAMA											
TOTAL	8/8	45	41	86	2.0-7	0.0-0	2	1-0	3-44	0	4

SEASON HIGHS

Tackles	16 vs. LSU (11/21/20)
Tackles For Loss	1.5 vs. LSU (11/21/20)
Sacks	None
QB Hurries	None
Pass Breakups	2 at #6 Florida (11/14/20)
Forced Fumbles	1 (2x) last vs. Tennessee (11/7/20)
Fumble Recoveries	1 vs. Ole Miss (10/17/20)
Interceptions	1 (3x) last at #6 Florida (11/14/20)

CAREER HIGHS

Tackles	16 vs. LSU (11/21/20)
Double Figure Tackle Games	5 last vs. LSU (11/21/20)
Tackles For Loss	1.5 vs. LSU (11/21/20)
Sacks	None
QB Hurries	None
Pass Breakups	2 at #6 Florida (11/14/20)
Forced Fumbles	1 (3x) last vs. Tennessee (11/7/20)
Fumble Recoveries	1 vs. Ole Miss (10/17/20)
Interceptions	1 (3x) last at #6 Florida (11/14/20)

IN THE 2020 RANKINGS

Category	Stat	SEC	NCAA
Tackles per game	10.8	4	18
Total Tackles	86	2	T5
Solo Tackles	45	2	T21
Interceptions	3	T2	T17
Interceptions returned for TD	1	T2	T4



JALEN CATALON EARNED SEC DEFENSIVE AND JIM THORPE AWARD PLAYER OF THE WEEK HONORS FOR HIS PERFORMANCE AGAINST TENNESSEE. THE FRESHMAN MADE 12 TACKLES, FORCED A FUMBLE AND INTERCEPTED HIS SECOND PASS OF THE SEASON TO SEAL THE VICTORY. HE IS THE SCHOOL RECORD FOURTH RAZORBACK TO EARN DEFENSIVE POW HONORS FROM THE LEAGUE THIS YEAR.



KJ JEFFERSON

1

Quarterback | 6-3 | 236 | R-Freshman
Sardis, Miss. | North Panola HS

QUICK HITS

- In 2019 appeared against Mississippi State, Western Kentucky and LSU and earned his first career start at No. 1 LSU.
- Led team on four-play, 75-yard touchdown drive against MSU - capped by five-yard TD run.
- Consensus four-star prospect, and rated No. 4 dual-threat QB nationally by 247Sports and No. 12 player in Mississippi by Rivals.
- At North Panola HS totaled 40 wins, 9,582 passing yards, 2,922 rushing yards & 143 total TDs.

CAREER STATS

	PASSING					RUSHING						
	GP/GS	COMP	ATT	PCT	YDS	TD	INT	LNG	ATT	YDS	AVG	TD
2019	3/1	14	31	45.2	197	0	1	38	30	58	1.9	2
2020	3/0	1	2	50.0	3	0	0	3	9	25	4.0	1
TOTAL	6/1	15	33	45.5	200	0	1	41	39	83	2.1	3

GAME-BY-GAME STATS

	PASSING					RUSHING						
	GP/GS	COMP	ATT	PCT	YDS	TD	INT	LNG	ATT	YDS	AVG	TD
GEORGIA	1/0	1	2	50.0	3	0	0	3	4	16	4.0	0
at Mississippi St.	1/0	0	0	0.0	0	0	0	0	2	1	0.5	0
at Auburn		---	DNP	---								
OLE MISS		---	DNP	---								
at Texas A&M		---	DNP	---								
TENNESSEE		---	DNP	---								
at Florida	1/0	0	0	0.0	0	0	0	0	3	8	2.7	1
LSU		---	DNP	---								
at Missouri												
ALABAMA												
TOTAL	3/0	1	2	50.0	3	0	0	3	9	25	2.8	1

SEASON HIGHS

Pass Attempts	2 vs. #4 Georgia (9/26/20)
Completions	1 vs. #4 Georgia (9/26/20)
Pass Yards	3 vs. #4 Georgia (9/26/20)
Pass TDs	None
Long Pass	3 vs. #4 Georgia (9/26/20)
Completion %	50.0% vs. #4 Georgia (9/26/20)
Rushes	4 vs. #4 Georgia (9/26/20)
Rush Yards	16 vs. #4 Georgia (9/26/20)
Rush TDs	1 at #6 Florida (11/14/20)
Long Rush	19 vs. #4 Georgia (9/26/20)

CAREER HIGHS

Pass Attempts	15 vs. Western Kentucky (11/9/19)
Completions	7 at #1 LSU (11/23/19)
Pass Yards	105 at #1 LSU (11/23/19)
Pass TDs	None
Long Pass	38 at #1 LSU (11/23/19)
Completion %	50.0 (3x) last vs. #4 Georgia (9/26/20)
Rushes	16 vs. Western Kentucky (11/9/19)
Rush Yards	32 vs. Western Kentucky (11/9/19)
Rush TDs	1 (3x) last at #6 Florida (11/14/20)
Long Rush	21 vs. Mississippi State (11/2/19)

GAME 9: MISSOURI



MYLES SLUSER

2

Defensive Back | 6-0 | 186 | Freshman
Broken Arrow, Okla. | Broken Arrow HS

QUICK HITS

- Earned his first career start at No. 16 Mississippi State.
- Recorded a fumble recovery in his first collegiate game against No. 4 Georgia.
- Rated a four-star prospect by Rivals, 247Sports and ESPN.
- Rated No. 5 safety in the country and No. 2 overall in Oklahoma by 247Sports.
- Chose Arkansas over Alabama, LSU, Texas A&M, Notre Dame, Oregon and others.

CAREER STATS

	GP/GS	UA	A	TOT	TFL-YDS	SCK-YDS	FF	FR-YDS	INT-YDS	QBH	BRUP
2020	5/1	9	6	15	1.0-1	0.0-0	1	2-7	0-0	0	0
TOTAL	5/1	9	6	15	1.0-1	0.0-0	1	2-7	0-0	0	0

GAME-BY-GAME STATS

	GP/GS	UA	A	TOT	TFL-YDS	SCK-YDS	FF	FR-YDS	INT-YDS	QBH	BRUP
GEORGIA	1/0	0	0	0	0.0-0	0.0-0	0	1-7	0-0	0	0
at Mississippi St.	1/1	1	2	3	0.0-0	0.0-0	0	0-0	0-0	0	0
at Auburn					---	DNP	---				
OLE MISS					---	DNP	---				
at Texas A&M	1/0	1	2	3	0.0-0	0.0-0	0	0-0	0-0	0	0
TENNESSEE					---	DNP	---				
at Florida	1/0	2	2	4	0.0-0	0.0-0	0	0-0	0-0	0	0
LSU	1/0	5	0	5	1.0-1	0.0-0	1	1-0	0-0	0	0
at Missouri											
ALABAMA											
TOTAL	5/1	9	6	15	1.0-1	0.0-0	1	2-7	0-0	0	0

SEASON HIGHS

Tackles	5 vs. LSU (11/21/20)
Tackles For Loss	1.0 vs. LSU (11/21/20)
Sacks	
QB Hurries	
Pass Breakups	
Forced Fumbles	1 vs. LSU (11/21/20)
Fumble Recoveries	1 (2x) last vs. LSU (11/21/20)
Interceptions	

CAREER HIGHS

Tackles	5 vs. LSU (11/21/20)
Double Figure Tackle Games	None
Tackles For Loss	1.0 vs. LSU (11/21/20)
Sacks	None
QB Hurries	None
Pass Breakups	None
Forced Fumbles	1 vs. LSU (11/21/20)
Fumble Recoveries	1 (2x) last vs. LSU (11/21/20)
Interceptions	None



RAKEEM BOYD

5

Running Back | 6-0 | 206 | Senior
Houston, Texas | Independence CC (Kansas)

QUICK HITS

- Recorded his ninth 100-yard game as a Razorback with 100 yards at Texas A&M.
- Missed his first game as a Razorback on Oct. 10, snapping a 22-game streak of starts.
- Brother, Rashad, is a sprinter for the Arkansas track & field team.
- Moved from New Orleans to Houston at age five because of Hurricane Katrina.
- Last season ranked fourth in the SEC and 27th nationally averaging 94.4 rushing ypg and ninth in the SEC averaging 6.2 ypc.
- Had five carries of 50+ yards in 2019, one of only five FBS players to do so (Chuba Hubbard, Okla. St.; JK Dobbins, Ohio St.; Malcolm Perry, Navy; Darrynton Evans, App St.).
- One of only three FBS backs to have three runs of 70+ yards in 2019 (Chuba Hubbard, Okla. St.; CJ Verdell, Oregon).
- Totaled eight 100+ yard rushing games over his career; one of only 16 backs in school history to accomplish the feat.
- First back-to-back yearly leading rusher at Arkansas since Dennis Johnson (2011-12).
- Starred in Season 3 of Netflix's Last Chance U at Independence CC.
- Attended Texas A&M out of high school and redshirted in 2016.

CAREER STATS

	RUSHING					RECEIVING					
	GP/GS	ATT	YDS	AVG	TD	LNG	REC	YDS	AVG	TD	LNG
2018	12/8	123	734	6.0	2	69	23	165	7.2	0	38
2019	12/12	184	1,133	6.2	8	86	19	160	8.4	0	29
2020	6/6	82	309	3.8	3	16	10	33	3.1	0	15
TOTAL	30/26	389	2,263	5.8	13	86	52	358	6.9	0	38

GAME-BY-GAME STATS

	RUSHING					RECEIVING					
	GP/GS	ATT	YDS	AVG	TD	LNG	REC	YDS	AVG	TD	LNG
GEORGIA	1/1	11	21	1.9	0	5	4	8	2.0	0	6
at Mississippi St.	1/1	8	28	3.5	0	5	0	0	0.0	0	0
at Auburn											
OLE MISS	1/1	14	39	2.8	1	8	2	7	3.5	0	5
at Texas A&M	1/1	18	100	5.6	1	16	1	9	9.0	0	9
TENNESSEE	1/1	19	65	3.4	0	7	1	-1	-1.0	0	-
at Florida	1/1	12	56	4.7	1	13	2	10	5.0	0	15
LSU											
at Missouri											
ALABAMA											
TOTAL	6/6	82	309	3.8	3	16	10	33	3.3	0	15

SEASON HIGHS

Rushes	18 at #8 Texas A&M (10/31/20)
Rushing Yards	100 at #8 Texas A&M (10/31/20)
Rushing Touchdowns	1 (3x) last at #6 Florida (11/14/20)
Long Rush	16 at #8 Texas A&M (10/31/20)
100-Yard Games	1 - at #8 Texas A&M (10/31/20)
Receptions	4 vs. #4 Georgia (9/26/20)
Receiving Yards	10 at #6 Florida (11/14/20)
Receiving Touchdowns	
Long Reception	15 at #6 Florida (11/14/20)

CAREER HIGHS

Rushes	22 vs. Tulsa (10/20/18)
Rushing Yards	185 vs. Western Kentucky (11/9/19)
Rushing Touchdowns	2 (3x) last vs. Western Kentucky (11/9/19)
Long Rush	86 vs. Western Kentucky (11/9/19)
100-Yard Games	9 - last at #8 Texas A&M (10/31/20)
Receptions	5 vs. Alabama (10/6/18)
Receiving Yards	55 at #1 Alabama (10/26/19)
Receiving Touchdowns	None
Long Reception	38 vs. Ole Miss (10/13/18)



DORIAN GERALD

5

Defensive Line | 6-3 | 288 | R-Senior
Florence, S.C. | College of the Canyons (Calif.)

QUICK HITS

- Missed three games after leg injury vs. Georgia in Week 1.
- Recorded his first career sack as a Razorback with 1.5 against No. 4 Georgia in Week 1.
- Played in only one game of the 2019 season, Week 1 against Portland State, due to injury.
- Earned first two starts at Arkansas career the final two weeks of 2018 against Mississippi State and Missouri.
- Rated the No. 1 JUCO defensive end and No. 4 player overall by ESPN.
- As a freshman at the College of the Canyons recorded 24.0 TFLs and 12.0 sacks.
- All-time sack leader at West Florence HS.

CAREER STATS

	GP/GS	UA	A	TOT	TFL-YDS	SCK-YDS	FF	FR-YDS	INT-YDS	QBH	BRUP
2018	8/2	8	13	21	2.5-13	0.0-0	0	0-0	0-0	2	2
2019	1/1	0	1	1	0.0-0	0.0-0	0	0-0	0-0	0	1
2020	4/1	3	2	5	1.5-20	1.5-20	0	0-0	0-0	1	0
TOTAL	13/4	11	16	27	4.0-33	1.5-20	0	0-0	0-0	3	3

GAME-BY-GAME STATS

	GP/GS	UA	A	TOT	TFL-YDS	SCK-YDS	FF	FR-YDS	INT-YDS	QBH	BRUP
GEORGIA	1/1	2	2	4	1.5-20	1.5-20	0	0-0	0-0	0	0
at Mississippi St.	---	DNP	---	---	---	---	---	---	---	---	---
at Auburn	---	DNP	---	---	---	---	---	---	---	---	---
OLE MISS	---	DNP	---	---	---	---	---	---	---	---	---
at Texas A&M	1/0	1	0	1	0.0-0	0.0-0	0	0-0	0-0	0	0
TENNESSEE	1/0	0	0	0	0.0-0	0.0-0	0	0-0	0-0	0	0
at Florida	1/0	0	0	0	0.0-0	0.0-0	0	0-0	0-0	1	0
LSU	---	DNP	---	---	---	---	---	---	---	---	---
at Missouri	---	---	---	---	---	---	---	---	---	---	---
ALABAMA	---	---	---	---	---	---	---	---	---	---	---
TOTAL	4/1	3	2	5	1.5-20	1.5-20	0	0-0	0-0	1	0

SEASON HIGHS

Tackles 4 vs. #4 Georgia (9/26/20)
Tackles For Loss 1.5 vs. #4 Georgia (9/26/20)
Sacks 1.5 vs. #4 Georgia (9/26/20)
QB Hurries 1 at #6 Florida (11/14/20)
Pass Breakups
Forced Fumbles
Interceptions

CAREER HIGHS

Tackles 9 at Mississippi State (11/17/18)
Tackles For Loss 1.5 (2x) last vs. #4 Georgia (9/26/20)
Sacks 1.5 vs. #4 Georgia (9/26/20)
QB Hurries 1 (3x) last at #6 Florida (11/14/20)
Pass Breakups 1 (3x) last vs. Portland St. (8/31/19)
Forced Fumbles None
Interceptions None



JOE FOUCHA

7

Defensive Back | 5-11 | 188 | Junior
New Orleans, La. | McDonogh 35 HS

QUICK HITS

- Recorded his first double-digit tackle performance of the year in win over Ole Miss with 10 stops.
- Picked off a career-high two passes in upset win at No. 16 Mississippi State to earn SEC co-Defensive Player of the Week.
- House flooded during Hurricane Katrina - moved to Texas, moved back to NOLA later.
- Started all 12 games at free safety in 2019 and had three double-digit tackle performances against #1 Alabama, Kentucky and Missouri, the most of any returner for 2020.

CAREER STATS

	GP/GS	UA	A	TOT	TFL-YDS	SCK-YDS	FF	FR-YDS	INT-YDS	QBH	BRUP
2018	9/1	6	5	11	0.0-0	0.0-0	0	0-0	0-0	0	0
2019	12/12	44	43	87	1.0-2	0.0-0	0	1-0	1-20	1	4
2020	8/6	13	36	49	2.0-3	1.0-1	1	0-0	2-26	0	1
TOTAL	29/19	73	84	147	3.0-5	1.0-1	1	1-0	3-46	1	5

GAME-BY-GAME STATS

	GP/GS	UA	A	TOT	TFL-YDS	SCK-YDS	FF	FR-YDS	INT-YDS	QBH	BRUP
GEORGIA	1/0	2	1	3	0.0-0	0.0-0	0	0-0	0-0	0	0
at Mississippi St.	1/0	0	2	2	0.5-1	0.0-0	0	0-0	2-26	0	0
at Auburn	1/1	1	4	5	0.0-0	0.0-0	0	0-0	0-0	0	0
OLE MISS	1/1	2	8	10	0.0-0	0.0-0	0	0-0	0-0	0	0
at Texas A&M	1/1	2	2	4	0.0-0	0.0-0	0	0-0	0-0	0	1
TENNESSEE	1/1	1	7	8	1.0-1	1.0-1	0	0-0	0-0	0	0
at Florida	1/1	2	7	9	0.5-1	0.0-0	0	0-0	0-0	0	0
LSU	1/1	3	5	8	0.0-0	0.0-0	1	0-0	0-0	0	0
at Missouri	---	---	---	---	---	---	---	---	---	---	---
ALABAMA	---	---	---	---	---	---	---	---	---	---	---
TOTAL	8/6	13	36	49	2.0-3	1.0-1	1	0-0	2-26	0	1

SEASON HIGHS

Tackles 10 vs. Ole Miss (10/17/20)
Tackles For Loss 1.0 vs. Tennessee (11/7/20)
Sacks 1.0 vs. Tennessee (11/7/20)
QB Hurries
Pass Breakups
Forced Fumbles 1 vs. LSU (11/21/20)
Interceptions 2 at #16 Mississippi State (10/3/20)

CAREER HIGHS

Tackles 13 at #1 Alabama (10/26/19)
Double-Digit Tackle Games 2 last vs. Ole Miss (10/17/20)
Tackles For Loss 1.0 (2x) last vs. Tennessee (11/7/20)
Sacks 1.0 vs. Tennessee (11/7/20)
QB Hurries 1 vs. San Jose State (9/21/19)
Pass Breakups 2 vs. Portland State (8/31/19)
Forced Fumbles 1 vs. LSU (11/21/20)
Interceptions 2 at #16 Mississippi State (10/3/20)



JOE FOUCHA'S TWO INTERCEPTIONS IN ARKANSAS' UPSET VICTORY AT NO. 16 MISSISSIPPI STATE EARNED HIM SEC CO-DEFENSIVE PLAYER OF THE WEEK ALONGSIDE TEAMMATE BUMPER POOL. FOUCHA'S TWO INTERCEPTIONS WERE THE MOST BY A HOG SINCE DRE GREENLAW IN 2018.



TREY KNOX

7

Wide Receiver | 6-5 | 207 | Sophomore
Murfreesboro, Tenn. | Blackman HS

QUICK HITS

- Finished fourth on the team in 2019 in both catches (28) and yards (385).
- Among SEC freshman, finished third in the league in receiving yards (385), receiving yards per game (35.0) and receptions per game (2.54).
- Part of the top SEC freshman duo with Trey Knox to combine for 860 receiving yards.
- 49-yard catch in 2019 against Ole Miss is the longest by an Arkansas true freshman since Hunter Henry (2013).
- Four-star prospect by Rivals, 247Sports & ESPN - 16th in country & No. 4 in Tenn. by Rivals.
- Loves country music - big Luke Bryan fan.

CAREER STATS

	GP/GS	RECEIVING				LNG	RUSHING				LNG
		REC	YDS	AVG	TD		ATT	YDS	AVG	TD	
2019	11/11	28	385	13.8	3	49	0	0	0.0	0	0
2020	8/4	5	42	8.4	0	12	0	0	0.0	0	0
TOTAL	19/15	33	427	12.9	3	49	0	0	0.0	0	0

GAME-BY-GAME STATS

	GP/GS	RECEIVING				LNG	RUSHING				LNG
		REC	YDS	AVG	TD		ATT	YDS	AVG	TD	
GEORGIA	1/1	1	3	3.0	0	3	0	0	0.0	0	0
at Mississippi St.	1/1	3	31	10.3	0	12	0	0	0.0	0	0
at Auburn	1/1	0	-1	-	0	-	0	0	0.0	0	0
OLE MISS	1/0	0	0	0.0	0	0	0	0	0.0	0	0
at Texas A&M	1/0	0	0	0.0	0	0	0	0	0.0	0	0
TENNESSEE	1/0	0	0	0.0	0	0	0	0	0.0	0	0
at Florida	1/0	0	0	0.0	0	0	0	0	0.0	0	0
LSU	1/1	1	9	9.0	0	9	0	0	0.0	0	0
at Missouri											
ALABAMA											
TOTAL	8/4	5	42	8.4	0	12	0	0	0.0	0	0

SEASON HIGHS

Receptions 3 at #16 Mississippi State (10/3/20)
 Receiving Yards 31 at #16 Mississippi State (10/3/20)
 Receiving Touchdowns
 Long Reception 12 at #16 Mississippi State (10/3/20)

CAREER HIGHS

Receptions 8 vs. San Jose State (9/21/19)
 Receiving Yards 90 vs. Colorado St. (9/14/19)
 Receiving Touchdowns 1 (23) last vs. Missouri (11/29/19)
 Long Reception 49 at Ole Miss (9/7/19)



MIKE WOODS

8

Wide Receiver | 6-1 | 196 | Junior
Magnolia, Texas | Magnolia HS

QUICK HITS

- Caught four passes for 140 yards vs. LSU for his second straight 100-yard game and third of his career.
- Recorded his second career 100-yard game with a career-best 129 yards at No. 6 Florida and turned in his first career two TD game, including a career-best 82-yard TD.
- Led the team in 2019 in receiving yards (423), receiving TDs (4) and tied for the lead in catches (33).
- Caught a touchdown pass from four different quarterbacks in 2019 against San Jose State, Texas A&M, Mississippi State and LSU.

CAREER STATS

	GP/GS	RUSHING				LNG	RECEIVING				LNG
		ATT	YDS	AVG	TD		REC	YDS	AVG	TD	
2018	10/7	0	0	0.0	0	0	18	206	11.4	1	29
2019	12/12	0	0	0.0	0	0	33	423	12.8	4	62
2020	8/8	0	0	0.0	0	0	27	553	20.5	4	82
TOTAL	28/25	0	0	0.0	0	0	78	1,182	15.2	9	82

GAME-BY-GAME STATS

	GP/GS	RUSHING				LNG	RECEIVING				LNG
		ATT	YDS	AVG	TD		REC	YDS	AVG	TD	
GEORGIA	1/1	0	0	0.0	0	0	3	40	13.3	0	15
at Mississippi St.	1/1	0	0	0.0	0	0	3	29	9.7	0	20
at Auburn	1/1	0	0	0.0	0	0	6	81	13.5	1	19
OLE MISS	1/1	0	0	0.0	0	0	2	35	17.5	0	18
at Texas A&M	1/1	0	0	0.0	0	0	4	35	8.8	0	12
TENNESSEE	1/1	0	0	0.0	0	0	3	64	21.3	1	56
at Florida	1/1	0	0	0.0	0	0	2	129	64.5	2	82
LSU	1/1	0	0	0.0	0	0	4	140	35.0	0	50
at Missouri											
ALABAMA											
TOTAL	7/7	0	0	0.0	0	0	27	553	20.5	4	82

SEASON HIGHS

100-Yard Games 2, last vs. LSU (11/21/20)
 Receptions 6 at #13 Auburn (10/10/20)
 Receiving Yards 140 vs. LSU (11/21/20)
 Receiving TDs 2 at #6 Florida (11/14/20)
 Long Reception 82 at #6 Florida (11/14/20)

CAREER HIGHS

100-Yard Games 3, vs. LSU (11/21/20)
 Receptions 6 (3x) last at #13 Auburn (10/10/20)
 Receiving Yards 140 vs. LSU (11/21/20)
 Receiving TDs 2 at #6 Florida (11/14/20)
 Long Reception 82 at #6 Florida (11/14/20)



GREG BROOKS JR.

9

Defensive Back | 5-11 | 185 | Sophomore
Harvey, La | West Jefferson HS

QUICK HITS

- Made a career-best seven tackles in win over Ole Miss picking off his second pass of the season.
- His first career pick-six put Arkansas on the board first in upset win at No. 16 Mississippi State.
- In 2019, started all 12 games at nickel back and was the only Razorback freshman to start every game.
- Intercepted first career pass in the 2019 season finale against Missouri.
- Dad, Greg Brooks Sr., played collegiately as a DB at Michigan and Southern Miss before being drafted in the sixth round of the 2004 NFL Draft by Cincinnati.

CAREER STATS

	GP/GS	UA	A	TOT	TFL-YDS	SCK-YDS	FF	FR-YDS	INT-YDS	QBH	BRUP
2019	12/12	13	12	25	0.0-0	0.0-0	0	0-0	1-6	1	3
2020	8/8	17	17	34	2.0-5	0.0-0	0	0-0	2-79	2	1
TOTAL	24/24	29	25	54	2.0-5	0.0-0	0	0-0	3-85	3	4

GAME-BY-GAME STATS

	GP/GS	UA	A	TOT	TFL-YDS	SCK-YDS	FF	FR-YDS	INT-YDS	QBH	BRUP
GEORGIA	1/1	1	1	2	0.0-0	0.0-0	0	0-0	0-0	0	1
at Mississippi St.	1/1	3	2	5	0.0-0	0.0-0	0	0-0	1-69	0	0
at Auburn	1/1	4	0	4	0.0-0	0.0-0	0	0-0	0-0	0	0
OLE MISS	1/1	4	3	7	1.5-4	0.0-0	0	0-0	1-10	1	0
at Texas A&M	1/1	2	3	5	0.5-1	0.0-0	0	0-0	0-0	0	0
TENNESSEE	1/1	1	2	3	0.0-0	0.0-0	0	0-0	0-0	0	1
at Florida	1/1	1	2	3	0.0-0	0.0-0	0	0-0	0-0	0	0
LSU	1/1	1	4	5	0.0-0	0.0-0	0	0-0	0-0	0	0
at Missouri											
ALABAMA											
TOTAL	8/8	17	17	34	2.0-5	0.0-0	0	0-0	2-79	2	1

SEASON HIGHS

Tackles	7 vs. Ole Miss (10/17/20)
Tackles For Loss	1.5 vs. Ole Miss (10/17/20)
Sacks	
QB Hurries	1 (2x) last vs. Ole Miss (10/17/20)
Interceptions	1 (2x) last vs. Ole Miss (10/17/20)
Pass Breakups	1 vs. Tennessee (11/7/20)
Forced Fumbles	
Fumble Recoveries	

CAREER HIGHS

Tackles	7 vs. Ole Miss (10/17/20)
Tackles For Loss	1.5 vs. Ole Miss (10/17/20)
Sacks	None
QB Hurries	1 (3x) last vs. Ole Miss (10/17/20)
Interceptions	1 (3x) last vs. Ole Miss (10/17/20)
Interception Return Yards	.69 at #16 Mississippi State (10/3/20)
Pass Breakups	2 at Ole Miss (9/07/19)
Forced Fumbles	None
Fumble Recoveries	None

IN THE 2020 RANKINGS

Category	Stat	SEC	NCAA
Interceptions	2	T9	T45
Interception returned for TD	1	T2	T3-



BUMPER POOL

10

Linebacker | 6-2 | 229 | Junior
Lucas, Texas | Lovejoy HS

QUICK HITS

- 11+ tackles in four of six games played this season.
- His career-high 20 tackles at No. 16 Mississippi State were most by a Razorback since Jerry Franklin at Mississippi State in 2010 and earned him SEC co-Defensive Player of the Week.
- Team's leading returner in tackles and tackles for loss (6.5) for 2020.
- Father, sister, grandfather, two aunts and two cousins are all graduates of Arkansas.
- Sister, Maddie, is the Arkansas Assistant Director of On-Campus Recruiting and brother, Harper, is an equipment manager for the Razorbacks.

CAREER STATS

	GP/GS	UA	A	TOT	TFL-YDS	SCK-YDS	FF	FR-YDS	INT-YDS	QBH	BRUP
2018	10/4	14	15	29	2.5-4	0.0-0	0	1-60	0-0	1	4
2019	12/12	38	56	94	6.5-12	0.5-3	0	0-0	0-0	1	5
2020	7/7	31	51	82	5.5-10	0.5-3	0	0-0	0-0	1	5
TOTAL	29/23	83	122	205	14.5-26	1.0-6	0	1-60	0-0	3	14

GAME-BY-GAME STATS

	GP/GS	UA	A	TOT	TFL-YDS	SCK-YDS	FF	FR-YDS	INT-YDS	QBH	BRUP
GEORGIA	1/1	5	6	11	1.0-4	0.5-3	0	0-0	0-0	0	1
at Mississippi St.	1/1	7	13	20	0.0-0	0.0-0	0	0-0	0-0	0	2
at Auburn	1/1	4	1	5	0.0-0	0.0-0	0	0-0	0-0	0	1
OLE MISS					---	DNP	---				
at Texas A&M	1/1	5	9	14	3.0-3	0.0-0	0	0-0	0-0	0	0
TENNESSEE	1/1	6	8	14	1.5-3	0.0-0	0	0-0	0-0	1	0
at Florida	1/1	2	5	7	0.0-0	0.0-0	0	0-0	0-0	0	0
LSU	1/1	2	9	11	0.0-0	0.0-0	0	0-0	0-0	0	1
at Missouri											
ALABAMA											
TOTAL	7/7	31	51	82	5.5-10	0.5-3	0	0-0	0-0	1	5

SEASON HIGHS

Tackles	20 at #16 Mississippi State (10/3/20)
Tackles For Loss	3.0 at #8 Texas A&M (10/31/20)
Sacks	0.5 vs. #4 Georgia (9/26/20)
Interceptions	
Interception Return Yards	
QB Hurries	1 vs. Tennessee (11/7/20)
Pass Breakups	2 at #16 Mississippi State (10/3/20)
Forced Fumbles	
Fumble Recoveries	

CAREER HIGHS

Tackles	20 at #16 Mississippi State (10/3/20)
Tackles For Loss	3.0 at #8 Texas A&M (10/31/20)
Double-Digit Tackle Games	8 last vs. LSU (11/21/20)
Sacks	0.5 (2x) last vs. #4 Georgia (9/26/20)
QB Hurries	1 (3x) last vs. Tennessee (11/7/20)
Interceptions	None
Interception Return Yards	None
Pass Breakups	2 at #16 Mississippi State (10/3/20)
Forced Fumbles	1 at Colorado State (9/8/18)
Fumble Recoveries	1 vs. Eastern Illinois (9/1/18)

IN THE 2020 RANKINGS

Category	Stat	SEC	NCAA
Tackles per game	11.7	2	9
Total Tackles	82	4	T11
Assisted Tackles	51	2	T4



BUMPER POOL'S 20-TACKLE PERFORMANCE IN THE HOGS' UPSET WIN AT NO. 16 MISSISSIPPI STATE EARNED HIM NAGURSKI NATIONAL DEFENSIVE PLAYER OF THE WEEK HONORS AND SEC CO-DEFENSIVE PLAYER OF THE WEEK ALONGSIDE TEAMMATE JOE FOUCHA. POOL'S 20 STOPS WERE THE MOST BY A RAZORBACK SINCE 2010.



De'VION WARREN

10

Wide Receiver | 5-10 | 186 | Senior
Monroe, La. | Ouachita Parish HS

QUICK HITS

- Hauled in a career-best two receiving TDs at Auburn, first Hog since 2018 to have two receiving TDs in a game.
- Recorded his first career 100-yard game with 100 yards on four catches, including a TD, in upset win at No. 16 Mississippi State.
- Career 25.0 kickoff return average ranks third in school history behind Dickey Morton (26.14, 1971-73) and Felix Jones (28.2, 2005-07).
- 28.5 kickoff return average in 2018 ranks third for a single-season in program history and his 26.4 kickoff return average in 2017 ranks fourth.

CAREER STATS

	RECEIVING					RUSHING					KICK RETURN				
	GP/GS	REC	YDS	AVG	TD	LNG	ATT	YDS	AVG	TD	LNG	RET	YDS	TD	LNG
2017	12/0	1	5	5.0	0	5	2	10	5.0	0	6	29	765	1	100
2018	9/0	3	14	4.7	1	0	2	-3	-1.5	0	10	14	399	0	78
2019	9/0	4	19	4.8	0	15	5	51	10.2	0	17	16	326	0	37
2020	7/6	15	278	18.5	3	52	4	35	8.8	0	22	6	120	0	32
TOTAL	37/6	23	316	13.8	4	52	13	93	7.2	0	22	65	1610	1	100

GAME-BY-GAME STATS

	RECEIVING					RUSHING					KICK RETURN				
	GP/GS	REC	YDS	AVG	TD	LNG	ATT	YDS	AVG	TD	LNG	RET	YDS	TD	LNG
GEORGIA	1/1	1	28	28.0	0	28	0	0	0.0	0	0	1	10	0	10
at Mississippi St.	1/0	4	100	25.0	1	52	2	-6	-3.0	0	3	0	0	0	0
at Auburn	1/1	5	95	19.0	2	44	0	0	0.0	0	0	0	0	0	0
OLE MISS	1/1	1	8	8.0	0	8	0	0	0.0	0	0	0	0	0	0
at Texas A&M	1/1	1	22	22.0	0	22	0	0	0.0	0	0	0	0	0	0
TENNESSEE	1/1	1	8	8.0	0	8	2	41	20.5	0	22	1	26	0	26
at Florida	1/1	2	17	8.5	0	12	0	0	0.0	0	0	4	84	0	32
LSU	--- DNP ---														
at Missouri															
ALABAMA															
TOTAL	7/6	15	278	18.5	3	52	4	35	8.8	0	22	6	120	0	32

SEASON HIGHS

Receptions	5 at #13 Auburn (10/10/20)
Receiving Yards	100 at #16 Mississippi State (10/3/20)
Receiving Touchdowns	2 at #13 Auburn (10/10/20)
Long Reception	52 at #16 Mississippi State (10/3/20)
Rushes	2 (2x) last vs. Tennessee (11/7/20)
Rushing Yards	41 vs. Tennessee (11/7/20)
Rushing Touchdowns	
Long Rush	22 vs. Tennessee (11/7/20)
Punt Returns	
Long Punt Return	
Kickoff Returns	4 at #6 Florida (11/14/20)
Kickoff Return Yards	32 4 at #6 Florida (11/14/20)
Kickoff Return Touchdowns	

CAREER HIGHS

Receptions	4 at #16 Mississippi State (10/3/20)
Receiving Yards	100 at #16 Mississippi State (10/3/20)
Receiving Touchdowns	1 (2x) last at #16 Mississippi State (10/3/20)
Long Reception	52 at #16 Mississippi State (10/3/20)
Rushes	3 vs. Portland State (8/31/19)
Rushing Yards	41 vs. Tennessee (11/7/20)
Rushing Touchdowns	None
Long Rush	22 vs. Tennessee (11/7/20)
Punt Returns	None
Long Punt Return	None
Kickoff Returns	5 (2x) last vs. Coastal Carolina (11/4/17)
Kickoff Return Yards	141 at Ole Miss (10/28/17)
Kickoff Return Touchdowns	1 vs. Auburn (10/21/17)



MATAIO SOLI

11

Defensive Lineman | 6-4 | 235 | Sophomore
Douglasville, Ga. | Douglas County HS

QUICK HITS

- One of seven freshmen in the SEC with at least one TFL in conference play in 2019.
- Four-star prospect by Rivals and 247Sports and ranked No. 16 weakside defensive end in the country by 247Sports.
- Son of All-SEC Razorback & NFL nose guard Junior Soli (1992-95).
- Racked up 84 total tackles, 64 solo, 29 for loss and 22.5 sacks as a senior in HS.

CAREER STATS

	GP/GS	UA	A	TOT	TFL-YDS	SCK-YDS	FF	FR-YDS	INT-YDS	QBH	BRUP
2019	12/11	9	10	19	1.5-4	0.0-0	0	0-0	0-0	2	0
2020	7/1	1	4	5	0.5-0	0.0-0	0	0-0	0-0	1	0
TOTAL	19/12	10	14	24	2.0-4	0.0-0	0	0-0	0-0	3	0

GAME-BY-GAME STATS

	GP/GS	UA	A	TOT	TFL-YDS	SCK-YDS	FF	FR-YDS	INT-YDS	QBH	BRUP
GEORGIA	--- DNP ---										
at Mississippi St.	1/0	0	0	0	0.0-0	0.0-0	0	0-0	0-0	0	0
at Auburn	1/0	0	0	0	0.0-0	0.0-0	0	0-0	0-0	0	0
OLE MISS	1/0	0	3	3	0.5-0	0.0-0	0	0-0	0-0	0	0
at Texas A&M	1/0	1	0	1	0.0-0	0.0-0	0	0-0	0-0	0	0
TENNESSEE	1/0	0	0	0	0.0-0	0.0-0	0	0-0	0-0	0	0
at Florida	1/0	0	0	0	0.0-0	0.0-0	0	0-0	0-0	0	0
LSU	1/1	0	1	1	0.0-0	0.0-0	0	0-0	0-0	1	0
at Missouri											
ALABAMA											
TOTAL	7/1	1	4	5	0.5-0	0.0-0	0	0-0	0-0	1	0

SEASON HIGHS

Tackles	3 vs. Ole Miss (10/17/20)
Tackles For Loss	0.5 vs. Ole Miss (10/17/20)
Sacks	
Interceptions	
Interception Return Yards	
QB Hurries	1 vs. LSU (11/21/20)
Pass Breakups	
Forced Fumbles	
Fumble Recoveries	

CAREER HIGHS

Tackles	3 (2x) last vs. #23 Texas A&M (9/28/19)
Tackles For Loss	1.0 vs. #23 Texas A&M (9/28/19)
Sacks	None
Interceptions	None
Interception Return Yards	None
QB Hurries	1 (3x) last vs. LSU (11/21/20)
Pass Breakups	None
Forced Fumbles	None
Fumble Recoveries	None



JULIUS COATES

13

Defensive Line | 6-6 | 289 | R-Junior
Rockford, Ill. | East Mississippi CC

QUICK HITS

- Recorded his first sack as a Razorback in win over Ole Miss.
- Played first collegiate season at Ellsworth CC in Iowa and played tight end.
- Transferred to East Mississippi CC and converted to defensive end where he racked up 30 tackles with 9.0 tackles for loss and 6.0 sacks in 2019.
- Rated a three-star prospect out of high school by 247Sports.

CAREER STATS

	GP/GS	UA	A	TOT	TFL-YDS	SCK-YDS	FF	FR-YDS	INT-YDS	QBH	BRUP
2020	6/2	8	7	15	2.0-11	1.0-10	0	0-0	0-0	1	0
TOTAL	6/2	8	7	15	2.0-11	1.0-10	0	0-0	0-0	1	0

GAME-BY-GAME STATS

	GP/GS	UA	A	TOT	TFL-YDS	SCK-YDS	FF	FR-YDS	INT-YDS	QBH	BRUP
GEORGIA	1/1	1	0	1	0.0-0	0.0-0	0	0-0	0-0	1	0
at Mississippi St.				---	DNP	---					
at Auburn	1/0	1	0	1	0.0-0	0.0-0	0	0-0	0-0	0	0
OLE MISS	1/0	2	2	4	1.0-10	1.0-10	0	0-0	0-0	0	0
at Texas A&M	1/1	1	0	1	0.0-0	0.0-0	0	0-0	0-0	0	0
TENNESSEE	1/0	3	3	6	1.0-1	0.0-0	0	0-0	0-0	0	0
at Florida	1/0	0	2	2	0.0-0	0.0-0	0	0-0	0-0	0	0
LSU				---	DNP	---					
at Missouri											
ALABAMA											
TOTAL	6/2	8	7	15	2.0-11	1.0-10	0	0-0	0-0	1	0

SEASON HIGHS

Tackles	6 vs. Tennessee (11/7/20)
Tackles For Loss	1.0 (2x) last vs. Tennessee (11/7/20)
Double-Figure Tackle Games	
Sacks	1.0 vs. Ole Miss (10/17/20)
Interceptions	
Interception Return Yards	
QB Hurries	1 vs. #4 Georgia (9/26/20)
Pass Breakups	
Forced Fumbles	
Fumble Recoveries	

CAREER HIGHS

Tackles	6 vs. Tennessee (11/7/20)
Tackles For Loss	1.0 (2x) last vs. Tennessee (11/7/20)
Double-Figure Tackle Games	
Sacks	1.0 vs. Ole Miss (10/17/20)
Interceptions	
Interception Return Yards	
QB Hurries	1 vs. #4 Georgia (9/26/20)
Pass Breakups	
Forced Fumbles	
Fumble Recoveries	



FELEIPE FRANKS

13

Quarterback | 6-6 | 228 | R-Senior
Crawfordville, Fla. | Florida

QUICK HITS

- Ran for a career-best 91 yards at Texas A&M - most by an Arkansas QB since Matt Jones in 2004.
- Recorded his first career 300-yard passing game with 318 yards at Auburn, became the first Arkansas QB to throw 4 TDs in a game since Brandon Allen in 2015.
- Started the first three games at Florida in 2019, before suffering a season-ending injury against Kentucky.
- As a redshirt sophomore at Florida in 2018, led the Gators to a 10-3 record and a No. 6 final ranking in the USA Today Coaches' Poll.
- Totaled six 200+ yard passing games in 2018, the most at Florida since Tim Tebow in 2007.

CAREER STATS

	PASSING								RUSHING				
	GP/GS	COMP	ATT	PCT	YDS	TD	INT	LNG	ATT	YDS	AVG	TD	LNG
2017	11/8	125	229	54.6	1438	9	8	63	58	20	0.3	0	79
2018	13/13	188	322	58.4	2457	24	6	65	110	350	3.2	7	30
2019	3/3	54	71	76.1	698	5	3	69	21	68	3.2	1	22
2020	8/8	155	228	68.0	2017	17	4	82	92	229	2.5	1	28
TOTAL	35/32	532	860	61.9	6610	55	21	82	281	667	2.4	9	79

* 2017-19 at Florida

GAME-BY-GAME STATS

	PASSING							RUSHING						
	GP/GS	COMP	ATT	PCT	YDS	TD	INT	LNG	ATT	YDS	AVG	TD	LNG	
GEORGIA	1/1	19	36	52.3	200	1	2	49	5	13	2.6	0	7	
at Mississippi St.	1/1	20	28	71.4	212	2	0	52	8	8	1.0	0	9	
at Auburn	1/1	22	30	73.3	318	4	0	44	15	28	1.9	0	9	
OLE MISS	1/1	21	34	61.8	244	1	1	55	14	16	1.1	0	14	
at Texas A&M	1/1	23	31	74.2	239	3	0	36	16	91	5.7	0	28	
TENNESSEE	1/1	18	24	75.0	215	3	0	59	14	18	1.3	0	24	
at Florida	1/1	15	19	78.9	250	2	0	82	6	12	2.0	0	14	
LSU	1/1	17	26	65.4	339	1	1	65	14	43	3.1	1	13	
at Missouri														
ALABAMA														
TOTAL	8/8	155	228	68.0	2017	17	4	82	92	229	2.5	1	28	

SEASON HIGHS

Pass Attempts	36 vs. #4 Georgia (9/26/20)
Completions	23 at #8 Texas A&M (10/31/20)
Pass Yards	339 vs. LSU (11/21/20)
Pass TDs	4 at #13 Auburn (10/10/20)
Long Pass	82 at #6 Florida (11/14/20)
Completion %	78.9 at #6 Florida (11/14/20)
Rushes	16 at #8 Texas A&M (10/31/20)
Rush Yards	91 at #8 Texas A&M (10/31/20)
Rush TDs	1 vs. LSU (11/21/20)
Long Rush	28 at #8 Texas A&M (10/31/20)

CAREER HIGHS

Pass Attempts	39 vs. Florida State (11/25/17)*
Completions	25 vs. UT Martin (9/7/19)*
Pass Yards	339 vs. LSU (11/21/20)
Pass TDs	5 vs. Charleston Southern (9/1/18)*
Long Pass	82 at #6 Florida (11/14/20)
Completion %	92.6 vs UT Martin (9/7/19)*
Rushes	16 (2x) last at #8 Texas A&M (10/31/20)
Rush Yards	91 at #8 Texas A&M (10/31/20)
Rush TDs	2 vs. South Carolina (11/10/18)*
Long Rush	79 vs. Texas A&M (10/14/17)*

* at Florida

IN THE 2020 RANKINGS

Category	Stat	SEC	NCAA
Passing yards/game	252.1	4	31
Passing TDs	17	4	T16
Passing Yards	2017	4	22
Completion Percentage	68.0	6	19

GAME 9: MISSOURI



SIMEON BLAIR

15

Defensive Back | 5-10 | 204 | R-Sophomore
Pine Bluff, Ark. | Pine Bluff HS

QUICK HITS

- Made a career-high six tackles twice this season against Georgia and Mississippi State.
- Earned his first career start in the season-opener against No. 4 Georgia.
- In 2019 played in 11 of 12 games, mostly on special teams, making one special teams tackle.
- Was a quarterback and defensive back in high school, threw for 1,641 yards and 20 touchdowns in 2016.

CAREER STATS

	GP/GS	UA	A	TOT	TFL-YDS	SCK-YDS	FF	FR-YDS	INT-YDS	QBH	BRUP
2019	11/0	0	1	1	0.0-0	0.0-0	0	0-0	0-0	0	0
2020	7/2	7	10	17	0.0-0	0.0-0	0	0-0	0-0	0	2
TOTAL	18/2	7	11	18	0.0-0	0.0-0	0	0-0	0-0	0	2

GAME-BY-GAME STATS

	GP/GS	UA	A	TOT	TFL-YDS	SCK-YDS	FF	FR-YDS	INT-YDS	QBH	BRUP
GEORGIA	1/1	1	2	3	0.0-0	0.0-0	0	0-0	0-0	0	1
at Mississippi St.	1/1	1	5	6	0.0-0	0.0-0	0	0-0	0-0	0	1
at Auburn	1/0	1	0	1	0.0-0	0.0-0	0	0-0	0-0	0	0
OLE MISS	1/0	0	0	0	0.0-0	0.0-0	0	0-0	0-0	0	0
at Texas A&M	1/0	4	2	6	0.0-0	0.0-0	0	0-0	0-0	0	0
TENNESSEE	1/0	0	1	1	0.0-0	0.0-0	0	0-0	0-0	0	0
at Florida	1/0	0	0	0	0.0-0	0.0-0	0	0-0	0-0	0	0
LSU	--- DNP ---										
at Missouri											
ALABAMA											
TOTAL	7/2	7	10	17	0.0-0	0.0-0	0	0-0	0-0	0	2

SEASON HIGHS

Tackles6 (2x) last vs. at #8 Texas A&M (10/31/20)
Tackles For Loss.....
Double-Figure Tackle Games.....
Sacks.....
Interceptions.....
Interception Return Yards.....
QB Hurries.....
Pass Breakups.....1 (2x) last at #16 Mississippi State (10/3/20)
Forced Fumbles.....
Fumble Recoveries.....

CAREER HIGHS

Tackles6 (2x) last vs. at #8 Texas A&M (10/31/20)
Tackles For Loss.....
Double-Figure Tackle Games.....
Sacks.....
Interceptions.....
Interception Return Yards.....
QB Hurries.....
Pass Breakups.....1 (2x) last at #16 Mississippi State (10/3/20)
Forced Fumbles.....
Fumble Recoveries.....



TREYLON BURKS

16

Wide Receiver | 6-3 | 232 | Sophomore
Warren, Ark. | Warren HS

QUICK HITS

- First Razorback to record a receiving TD in three straight games since Jonathan Nance in 2017.
- TD grab vs. Ole Miss was No. 1 on SportsCenter that night.
- Posted a career day in win vs. Ole Miss with 11 catches, 137 yards, a TD and 46 yards rushing - first Razorback with 10+ catches since 2012.
- Recorded his first career TD and 100-yard game in opener vs. No. 4 Georgia.
- Finished second in 2019 among SEC freshman in receiving yards per catch (16.4 ypc) and yards per game (43.2 ypg).
- Was second on the team in 2019 with 866 all-purpose yards.
- Became the first Arkansas true freshman receiver with 400+ yards in a season since Marcus Monk (569) in 2004.

CAREER STATS

	GP/GS	RECEIVING					RUSHING				
		REC	YDS	AVG	TD	LNG	ATT	YDS	AVG	TD	LNG
2019	11/9	29	475	16.4	0	38	9	35	3.9	0	11
2020	7/7	39	598	15.3	6	65	12	61	5.1	0	18
TOTAL	17/15	68	1,073	15.8	6	65	21	96	4.6	0	18

GAME-BY-GAME STATS

	GP/GS	REC	YDS	AVG	TD	LNG	ATT	YDS	AVG	TD	LNG
GEORGIA	1/1	7	102	14.6	1	49	1	3	3.0	0	3
at Mississippi St.	1/1	1	10	10.0	0	10	0	0	0.0	0	0
at Auburn	--- DNP ---										
OLE MISS	1/1	11	137	12.5	1	55	4	46	11.5	0	18
at Texas A&M	1/1	7	117	16.7	2	36	3	1	0.3	0	1
TENNESSEE	1/1	5	95	19.0	1	59	1	2	2.0	0	2
at Florida	1/1	3	47	15.7	0	25	2	5	2.5	0	6
LSU	1/1	5	90	18.0	1	65	1	4	4.0	0	4
at Missouri											
ALABAMA											
TOTAL	7/7	39	598	15.3	6	65	12	61	5.1	0	18

SEASON HIGHS

Receptions11 vs. Ole Miss (10/17/20)
Receiving Yards.....137 vs. Ole Miss (10/17/20)
Receiving Touchdowns2 at #8 Texas A&M (10/31/20)
Long Reception65 vs. LSU (11/21/20)
Rushes.....4 vs. Ole Miss (10/17/20)
Rushing Yards46 vs. Ole Miss (10/17/20)
Long Rush18 vs. Ole Miss (10/17/20)

CAREER HIGHS

Receptions11 vs. Ole Miss (10/17/20)
Receiving Yards.....137 vs. Ole Miss (10/17/20)
Receiving Touchdowns2 at #8 Texas A&M (10/31/20)
Long Reception65 vs. LSU (11/21/20)
Rushes.....4 (4x) last vs. Ole Miss (10/17/20)
Rushing Yards46 vs. Ole Miss (10/17/20)
Long Rush18 vs. Ole Miss (10/17/20)

IN THE 2020 RANKINGS

Category	Stat	SEC	NCAA
Receiving yards/game	85.4	5	39
Yards per catch	15.3	11	--
Receptions/game	5.6	T8	T48
Receiving yards	598	5	30
Receiving TDs	6	T6	T25

GAME 9: MISSOURI



HUDSON CLARK

17

Defensive Back | 6-2 | 176 | R-Freshman
Dallas, Texas | Highland Park HS

QUICK HITS

- Became first Hog freshman to record three picks in the same game against Ole Miss.
- Started first career game at No. 13 Auburn and made seven tackles.
- Walk-on who did not see game action his first season in 2019.
- Won three consecutive Class 5A State Championships at Highland Park HS.
- Parents are both Arkansas grads, grandfather Ronnie Clark is HOF Arkansas HS football coach, spent 27 years at Berryville HS.

CAREER STATS

	GP/GS	UA	A	TOT	TFL-YDS	SCK-YDS	FF	FR-YDS	INT-YDS	QBH	BRUP
2020	7/6	24	13	37	0.0-0	0.0-0	0	0-0	3-18	0	3
TOTAL	7/6	24	13	37	0.0-0	0.0-0	0	0-0	3-18	0	3

GAME-BY-GAME STATS

	GP/GS	UA	A	TOT	TFL-YDS	SCK-YDS	FF	FR-YDS	INT-YDS	QBH	BRUP
GEORGIA											
at Mississippi St.	0/1	1	1	2	0.0-0	0.0-0	0	0-0	0-0	0	0
at Auburn	1/1	7	0	7	0.0-0	0.0-0	0	0-0	0-0	0	1
OLE MISS	1/1	3	2	5	0.0-0	0.0-0	0	0-0	3-18	0	0
at Texas A&M	1/1	7	2	9	0.0-0	0.0-0	0	0-0	0-0	0	0
TENNESSEE	1/1	1	2	3	0.0-0	0.0-0	0	0-0	0-0	0	1
at Florida	1/1	5	2	7	0.0-0	0.0-0	0	0-0	0-0	0	0
LSU	1/1	0	4	4	0.0-0	0.0-0	0	0-0	0-0	0	1
at Missouri											
ALABAMA											
TOTAL	7/6	24	13	37	0.0-0	0.0-0	0	0-0	3-18	0	3

SEASON HIGHS

Tackles	9 at #8 Texas A&M (10/31/20)
Double-Figure Tackle Games	
Tackles For Loss	
Sacks	
Interceptions	3 vs. Ole Miss (10/17/20)
Interception Return Yards	18 vs. Ole Miss (10/17/20)
QB Hurries	
Pass Breakups	1 (3x) last vs. LSU (11/21/20)
Forced Fumbles	

CAREER HIGHS

Tackles	9 at #8 Texas A&M (10/31/20)
Double-Figure Tackle Games	
Tackles For Loss	
Sacks	
Interceptions	3 vs. Ole Miss (10/17/20)
Interception Return Yards	18 vs. Ole Miss (10/17/20)
QB Hurries	
Pass Breakups	1 (3x) last vs. LSU (11/21/20)
Forced Fumbles	

HUDSON CLARK PICKED OFF THREE PASSES IN THE WIN OVER OLE MISS TO EARN JIM THORPE AWARD PLAYER OF THE WEEK AND SEC FRESHMAN OF THE WEEK. CLARK'S THREE PICKS ARE TIED FOR THE SECOND-MOST IN A GAME IN ARKANSAS HISTORY. HE ALSO HAS BEEN PLACED ON THE FWAA'S FRESHMAN ALL-AMERICAN WATCH LIST.



TYSON MORRIS

19

Wide Receiver | 6-1 | 202 | R-Senior
Helena-West Helena, Ark. | Central Oklahoma

QUICK HITS

- Finished fourth on the team in 2019 with 11.9 ypc.
- Began Arkansas career as walk-on, placed on scholarship in August 2019.
- Father, Isaiah Morris, played basketball at Arkansas from 1990-92 - drafted by Miami Heat.
- Won the Arkansas Class 7A state championship as a senior in 2015
- Transferred from Central Oklahoma in 2017.

CAREER STATS

	GP/GS	RECEIVING					RUSHING				
		REC	YDS	AVG	TD	LNG	ATT	YDS	AVG	TD	LNG
2018	11/0	4	30	7.5	1	11	0	0	0.0	0	0
2019	11/0	13	155	11.9	1	30	0	0	0.0	0	0
2020	8/0	6	59	9.8	1	17	0	0	0.0	0	0
TOTAL	30/0	23	244	10.6	3	30	0	0	0.0	0	0

GAME-BY-GAME STATS

	GP/GS	REC	YDS	AVG	TD	LNG	ATT	YDS	AVG	TD	LNG
GEORGIA	1/0	0	0	0.0	0	0	0	0	0.0	0	0
at Mississippi St.	1/0	0	0	0.0	0	0	0	0	0.0	0	0
at Auburn	1/0	1	6	6.0	0	6	0	0	0.0	0	0
OLE MISS	1/0	2	32	16.0	0	17	0	0	0.0	0	0
at Texas A&M	1/0	1	1	1.0	1	1	0	0	0.0	0	0
TENNESSEE	1/0	0	0	0.0	0	0	0	0	0.0	0	0
at Florida	1/0	1	8	8.0	0	8	0	0	0.0	0	0
LSU	1/0	1	12	12.0	0	0	0	0	0.0	0	0
at Missouri											
ALABAMA											
TOTAL	8/0	6	59	9.8	1	17	0	0	0.0	0	0

SEASON HIGHS

Receptions	2 vs. Ole Miss (10/17/20)
Receiving Yards	32 vs. Ole Miss (10/17/20)
Receiving Touchdowns	1 at #8 Texas A&M (10/31/20)
Long Reception	17 vs. Ole Miss (10/17/20)

CAREER HIGHS

Receptions	4 vs. San Jose State (9/21/19)
Receiving Yards	60 vs. San Jose State (9/21/19)
Receiving Touchdowns	1 (3x) last at #8 Texas A&M (10/31/20)
Long Reception	30 vs. San Jose State (9/21/19)



MONTARIC BROWN

21

Defensive Back | 6-0 | 190 | R-Junior
Ashdown, Ark. | Ashdown HS

QUICK HITS

- Picked off his second career pass in opener vs. No. 4 Georgia.
- Finished the 2019 season tied for fifth on the team in tackles (39).
- Recorded a career-best six tackles in the 2019 season finale against Missouri.
- Picked off Texas A&M QB Kellen Mond in the end zone for his first career INT against Texas A&M.
- Nickname - Buster - given to him by HS coach & town of Ashdown, Ark.
- Consensus four-star prospect and No. 1 player in Arkansas.

CAREER STATS

	GP/GS	UA	A	TOT	TFL-YDS	SCK-YDS	FF	FR-YDS	INT-YDS	QBH	BRUP
2018	11/3	8	1	9	0.0-0	0.0-0	0	0-0	0-0	0	1
2019	10/10	25	14	39	1.0-3	0.0-0	0	1-0	1-12	0	3
2020	6/6	14	6	20	2.0-7	0.0-0	1	0-0	1-0	1	3
TOTAL	27/19	47	21	68	3.0-10	0.0-0	1	1-0	2-12	0	7

GAME-BY-GAME STATS

	GP/GS	UA	A	TOT	TFL-YDS	SCK-YDS	FF	FR-YDS	INT-YDS	QBH	BRUP
GEORGIA	1/1	3	0	3	0.0-0	0.0-0	0	0-0	0-0	0	1
at Mississippi St.	1/1	3	0	3	1.0-3	0.0-0	0	0-0	0-0	0	0
at Auburn				---	DNP	---					
OLE MISS				---	DNP	---					
at Texas A&M	1/1	2	1	3	0.0-0	0.0-0	0	0-0	0-0	0	0
TENNESSEE	1/1	0	1	1	0.0-0	0.0-0	0	0-0	0-0	0	1
at Florida	1/1	3	2	5	1.0-4	0.0-0	0	0-0	0-0	0	0
LSU	1/1	3	2	5	0.0-0	0.0-0	1	0-0	0-0	0	1
at Missouri											
ALABAMA											
TOTAL	6/6	14	6	20	2.0-7	0.0-0	1	0-0	0-0	0	3

SEASON HIGHS

Tackles	5 (2x) vs. LSU (11/21/20)
Double-Figure Tackle Games	
Tackles For Loss	1.0 (2x) last at #6 Florida (11/14/20)
Sacks	
Interceptions	1 vs. #4 Georgia (9/26/20)
Interception Return Yards	
QB Hurries	
Pass Breakups	1 (3x) last vs. LSU (11/21/20)
Forced Fumbles	1 vs. LSU (11/21/20)

CAREER HIGHS

Tackles	6 vs. Missouri (11/29/19)
Double-Figure Tackle Games	None
Tackles For Loss	1.0 (3x) last at #6 Florida (11/14/20)
Sacks	None
Interceptions	1 (2x) last vs. #4 Georgia (9/26/20)
Interception Return Yards	12 vs. Texas A&M (9/28/19)
QB Hurries	None
Pass Breakups	2 vs. Colorado State (9/14/19)
Forced Fumbles	1 vs. LSU (11/21/20)



TRELON SMITH

22

Running Back | 5-9 | 185 | R-Junior
Houston, Texas | Arizona State

QUICK HITS

- Recorded his first career 100-yard game at No. 6 Florida, rushing for 118 yards on just eight carries thanks to a career-best 83-yard TD run for his first career rushing TD.
- In his first career start at Auburn, rushed for 81 yards and caught six passes for a career-high 78 yards and his first score.
- Did not play during the 2019 season at Arkansas due to NCAA transfer regulations.
- Smith and fellow running back Rakeem Boyd both hail from Houston, but they did not know each other prior to attending Arkansas.
- Attended Cypress Ridge HS where he was a consensus three-star prospect. 247Sports tabbed him as the No. 10 all-purpose back in the country.

CAREER STATS

	GP/GS	ATT	YDS	AVG	TD	LNG	REC	YDS	AVG	TD	LNG
2017	4/0	1	4	4.0	0	4	0	0	0	0	0
2018	4/0	11	56	5.1	0	19	4	22	5.5	0	7
2019											
2020	8/2	89	469	5.3	2	23	20	134	6.7	1	25
TOTAL	16/2	101	519	5.1	2	23	24	156	6.2	1	25

* 2017 & 2018 at Arizona State

GAME-BY-GAME STATS

	GP/GS	ATT	YDS	AVG	TD	LNG	REC	YDS	AVG	TD	LNG
GEORGIA	1/0	6	38	6.3	0	11	3	13	4.3	0	6
at Mississippi St.	1/0	14	48	3.4	0	11	5	22	4.4	0	10
at Auburn	1/1	21	81	3.9	0	15	6	78	13.0	1	25
OLE MISS	1/0	15	54	3.6	0	15	0	0	0.0	0	0
at Texas A&M	1/0	5	30	6.0	0	9	1	1	1.0	0	1
TENNESSEE	1/0	9	72	8.0	0	23	2	-7	-3.5	0	3
at Florida	1/0	8	118	14.8	1	83	1	8	8.0	0	8
LSU	1/1	11	28	2.5	1	7	2	19	9.5	0	12
at Missouri											
ALABAMA											
TOTAL	8/2	89	469	5.3	2	83	20	134	6.7	1	25

SEASON HIGHS

Rushes	21 at #13 Auburn (10/10/20)
Rushing Yards	118 at #6 Florida (11/14/20)
Rushing Touchdowns	1 (2x) last vs. LSU (11/21/20)
Long Rush	83 at #6 Florida (11/14/20)
100-Yard Games	1 - at #6 Florida (11/14/20)
Receptions	6 at #13 Auburn (10/10/20)
Receiving Yards	78 at #13 Auburn (10/10/20)
Receiving Touchdowns	1 at #13 Auburn (10/10/20)
Long Reception	25 at #13 Auburn (10/10/20)

CAREER HIGHS

Rushes	21 at #13 Auburn (10/10/20)
Rushing Yards	118 at #6 Florida (11/14/20)
Rushing Touchdowns	1 (2x) last vs. LSU (11/21/20)
Long Rush	83 at #6 Florida (11/14/20)
100-Yard Games	1 - at #6 Florida (11/14/20)
Receptions	6 at #13 Auburn (10/10/20)
Receiving Yards	78 at #13 Auburn (10/10/20)
Receiving Touchdowns	1 at #13 Auburn (10/10/20)
Long Reception	25 at #13 Auburn (10/10/20)

* at Arizona State

GAME 9: MISSOURI



HAYDEN HENRY

27

Linebacker | 6-2 | 226 | Junior
Little Rock, Ark. | Pulaski Academy



QUICK HITS

- Recorded first career sack in the 2019 season opener against Portland State.
- Forced a fumble that was returned for a TD by LaDarrius Bishop against Colorado State in 2019.
- Named 2018 & 2019 Fall SEC Academic Honor Roll.
- Razorback Bloodline: Grandfather, Skip Coffman, played basketball (1957-62), father, Mark, played football (1988-91), brothers Hunter (2013-15) & Hudson (current) play FB.
- Brother Hunter is a tight end for the Los Angeles Chargers.

CAREER STATS

	GP/GS	UA	A	TOT	TFL-YDS	SCK-YDS	FF	FR-YDS	INT-YDS	QBH	BRUP
2017	12/0	3	0	3	0.0-0	0.0-0	0	0-0	0-0	0	0
2018	12/1	9	15	24	0.0-0	0.0-0	0	0-0	0-0	0	0
2019	10/0	16	15	31	2.5-9	1.0-7	1	0-0	0-0	0	2
2020	8/1	11	9	20	3.0-11	1.0-8	0	0-0	0-0	0	1
TOTAL	42/2	39	39	78	5.5-20	2.0-15	1	0-0	0-0	0	3

GAME-BY-GAME STATS

	GP/GS	UA	A	TOT	TFL-YDS	SCK-YDS	FF	FR-YDS	INT-YDS	QBH	BRUP
GEORGIA	1/0	1	0	1	0.0-0	0.0-0	0	0-0	0-0	0	0
at Mississippi St.	1/0	2	1	3	0.0-0	0.0-0	0	0-0	0-0	0	0
at Auburn	1/0	1	3	4	1.0-8	1.0-8	0	0-0	0-0	0	0
OLE MISS	1/1	6	2	8	2.0-3	0.0-0	0	0-0	0-0	0	1
at Texas A&M	1/0	1	0	1	0.0-0	0.0-0	0	0-0	0-0	0	0
TENNESSEE	1/0	0	3	3	0.0-0	0.0-0	0	0-0	0-0	0	0
at Florida	1/0	0	0	0	0.0-0	0.0-0	0	0-0	0-0	0	0
LSU	1/0	0	0	0	0.0-0	0.0-0	0	0-0	0-0	0	0
at Missouri											
ALABAMA											
TOTAL	8/1	11	9	20	3.0-11	1.0-8	0	0-0	0-0	0	1

SEASON HIGHS

Tackles	8 vs. Ole Miss (10/17/20)
Tackles For Loss	2.0 vs. Ole Miss (10/17/20)
Sacks	1.0 at #13 Auburn (10/10/20)
Interceptions	
Interception Return Yards	
QB Hurries	
Pass Breakups	1 vs. Ole Miss (10/17/20)
Forced Fumbles	

CAREER HIGHS

Tackles	8 (2x) last vs. Ole Miss (10/17/20)
Tackles For Loss	2.0 vs. Ole Miss (10/17/20)
Sacks	1.0 (2x) last at #13 Auburn (10/10/20)
Interceptions	None
Interception Return Yards	None
QB Hurries	None
Pass Breakups	1 (3x) last vs. Ole Miss (10/17/20)
Forced Fumbles	1 vs. Colorado State (9/14/19)



GRANT MORGAN

31

Linebacker | 5-11 | 222 | R-Senior
Greenwood HS | Greenwood, Ark.



QUICK HITS

- Began Arkansas career as walk-on, placed on scholarship Aug. 2018 - Burlsworth Trophy nominee. Also a Butkus Award semifinalist, which is awarded to the nation's top linebacker.
- Leads the nation in total tackles (104) and assisted tackles (69).
- Two games this season with 19 tackles, four games this season with 15+ tackles, double-digit tackles in six of eight games.
- First Razorback since Tony Bua in 2003 to record 15+ tackles in back-to-back games.
- Earned multiple awards after career-best 19 tackles and three TFLs vs. Ole Miss and intercepting his first career pass, returning it for a TD.

CAREER STATS

	GP/GS	UA	A	TOT	TFL-YDS	SCK-YDS	FF	FR-YDS	INT-YDS	QBH	BRUP
2017	12/0	22	16	38	3.5-15	1.0-9	1	0-0	0-0	2	2
2018	12/0	8	16	24	2.5-4	0.0-0	0	0-0	0-0	2	1
2019	12/0	9	30	39	3.0-14	1.0-8	0	0-0	0-0	0	0
2020	8/8	35	69	104	6.5-20	2.0-9	0	0-0	1-23	2	5
TOTAL	44/8	74	131	205	15.5-53	4.0-26	1	0-0	1-23	6	8

GAME-BY-GAME STATS

	GP/GS	UA	A	TOT	TFL-YDS	SCK-YDS	FF	FR-YDS	INT-YDS	QBH	BRUP
GEORGIA	1/1	4	9	13	0.0-0	0.0-0	0	0-0	0-0	0	0
at Mississippi St.	1/1	4	11	15	0.5-1	0.0-0	0	0-0	0-0	0	1
at Auburn	1/1	0	5	5	0.0-0	0.0-0	0	0-0	0-0	0	0
OLE MISS	1/1	5	14	19	3.0-10	1.0-4	0	0-0	1-23	0	2
at Texas A&M	1/1	3	3	6	1.5-3	0.0-0	0	0-0	0-0	0	1
TENNESSEE	1/1	5	7	12	0.0-0	0.0-0	0	0-0	0-0	1	0
at Florida	1/1	7	8	15	0.0-0	0.0-0	0	0-0	0-0	0	0
LSU	1/1	7	12	19	1.5-6	1.0-5	0	0-0	0-0	1	1
at Missouri											
ALABAMA											
TOTAL	8/8	35	69	104	6.5-20	2.0-9	0	0-0	1-23	2	5

SEASON HIGHS

Tackles	19 (2x) last vs. LSU (11/21/20)
Tackles For Loss	3.0 vs. Ole Miss (10/17/20)
Sacks	1.0 (2x) last vs. LSU (11/21/20)
Interceptions	1 vs. Ole Miss (10/17/20)
Interception Return Yards	23 vs. Ole Miss (10/17/20)
QB Hurries	1 (2x) last vs. LSU (11/21/20)
Pass Breakups	2 vs. Ole Miss (10/17/20)
Forced Fumbles	
Fumble Recoveries	

CAREER HIGHS

Tackles	19 (2x) last vs. LSU (11/21/20)
Tackles For Loss	3.0 vs. Ole Miss (10/17/20)
Sacks	1.0 (5x) last vs. LSU (11/21/20)
Interceptions	1 vs. Ole Miss (10/17/20)
Interception Return Yards	23 vs. Ole Miss (10/17/20)
QB Hurries	1 (5x) last vs. LSU (11/21/20)
Pass Breakups	2 vs. Ole Miss (10/17/20)
Forced Fumbles	1 vs. Auburn (10/21/17)
Fumble Recoveries	None

IN THE 2020 RANKINGS

Category	Stat	SEC	NCAA
Tackles per game	13.0	1	T2
Total Tackles	104	1	1
Assisted Tackles	69	1	1
Tackles for Loss	6.5	T14	-

GRANT MORGAN TURNED IN AN ALL-TIME PERFORMANCE IN A HOMECOMING VICTORY OVER OLE MISS, MAKING 19 TACKLES, RECORDING 3.0 TACKLES FOR LOSS, A SACK AND A PICK-SIX TO EARN THE CRIP HALL AWARD, SEC DEFENSIVE PLAYER OF THE WEEK, NAGURSKI DEFENSIVE NATIONAL PLAYER OF THE WEEK AND BEDNARIK DEFENSIVE NATIONAL PLAYER OF THE WEEK.

GAME 9: MISSOURI



A.J. REED

35

Kicker | 5-11 | 186 | R-Senior
Prattville, Ala. | Duke



QUICK HITS

- Made 81 consecutive PATs, dating back to 2016 at Duke, last miss 9/17/16 at Northwestern.
- ACC Specialist of the Week 11/28/19 after hitting a career-long 51 yard field goal vs. Syracuse.
- Only ACC kicker in 2019 to make three field goals of 49 or more yards.
- In 2019 was All-ACC Honorable Mention and a CoSIDA Academic All-District honoree.
- Graduated from Duke with a degree in political science and a minor in economics.
- Dad was in the Air Force and he lived in over 10 different places while growing up. Both of his parents are from Ft. Smith, Ark., roughly 60 miles from Fayetteville.

CAREER STATS

	FIELD GOALS/POINT AFTER TRIES								KICKOFFS				
	GP/GS	FGM	FGA	PCT	LG	BLK	XPM	XPA	NO	YDS	AVG	TB	OB
2016	12/0	3	10	97.9	38	0	37	38	0	0	00.0	0	0
2017	--- DNP REDSHIRTED ---												
2018	6/0	0	0	0.00	0	0	0	0	34	2021	59.4	5	1
2019	12/0	15	18	83.3	51	0	34	34	57	3182	55.8	15	1
2020	7/0	6	9	66.7	48	0	20	20	4	234	62.5	0	1
TOTAL	37/0	24	37	64.9	51	0	91	92	95	5437	57.2	20	3

* 2016-19 at Duke

GAME-BY-GAME STATS

	FIELD GOALS/POINT AFTER TRIES								KICKOFFS				
	GP/GS	FGM	FGA	PCT	LG	BLK	XPA	XPM	NO	YDS	AVG	TB	OB
GEORGIA	1/0	1	1	100.0	25	0	1	1	-	-	-	-	-
at Mississippi St.	1/0	-	-	-	-	-	3	3	-	-	-	-	-
at Auburn	1/0	1	1	100.0	23	0	1	1	2	125	62.5	0	1
OLE MISS	1/0	2	2	100.0	32	0	3	3	2	109	54.5	0	0
at Texas A&M	1/0	1	3	33.3	34	0	4	4	-	-	-	-	-
TENNESSEE	1/0	1	2	50.0	48	0	3	3	-	-	-	-	-
at Florida	1/0	-	-	-	-	-	5	5	-	-	-	-	-
LSU	1/0	1	2	50.0	22	1	3	3	-	-	-	-	-
at Missouri	-	-	-	-	-	-	-	-	-	-	-	-	-
ALABAMA	-	-	-	-	-	-	-	-	-	-	-	-	-
TOTAL	8/0	7	11	63.6	48	1	23	23	4	234	58.5	0	1

SEASON HIGHS

Field Goals Made 2 vs. Ole Miss (10/17/20)
 Field Goals Attempted 3 at #8 Texas A&M (10/31/20)
 Long Field Goal 34 at #8 Texas A&M (10/31/20)
 Point After Tries 5 at #6 Florida (11/14/20)
 Point After Tries Made 5 at #6 Florida (11/14/20)

CAREER HIGHS

Field Goals Made 2 (5x) last vs. Ole Miss (10/17/20)
 Field Goals Attempted 3 at #8 Texas A&M (10/31/20)
 Long Field Goal 51 vs. Syracuse (11/16/19)*
 Point After Tries 7 vs. North Carolina Central (9/3/16)*
 Point After Tries Made 7 vs. North Carolina Central (9/3/16)*

* at Duke



GEORGE CARATAN

40

Punter | 6-2 | 213 | Junior
Pacific Palisades, Calif. | Michigan

QUICK HITS

- Did not see game action in two seasons at Michigan (2018-19).
- Attended St. Thomas More in Connecticut, was first team All-Connecticut.
- Also attended Loyola HS in Los Angeles for two years.
- Grew up on a grape farm in California.

CAREER STATS

	GP/GS	NO	YDS	AVG	LG	TB	FC	I20	50+	BLK
2020	3/0	16	727	45.4	57	2	4	4	4	2
TOTAL	3/0	16	727	45.4	57	2	4	4	4	2

GAME-BY-GAME STATS

	GP/GS	NO	YDS	AVG	LG	TB	FC	I20	50+	BLK
GEORGIA	1/0	5	248	49.6	57	1	1	0	3	1
at Mississippi St.	1/0	7	300	42.9	48	1	2	3	0	-
at Auburn	1/0	4	179	44.8	51	0	1	1	1	1
OLE MISS	--- DNP ---									
at Texas A&M	--- DNP ---									
TENNESSEE	--- DNP ---									
at Florida	--- DNP ---									
LSU	--- DNP ---									
at Missouri	---									
ALABAMA	---									
TOTAL	3/0	16	727	45.3	57	2	4	4	4	2

SEASON HIGHS

Total Punts 7 at #16 Mississippi State (10/3/20)
 Average 48.0 vs. #4 Georgia (9/26/20)
 Long 57 vs. #4 Georgia (9/26/20)
 Yards 300 at #16 Mississippi State (10/3/20)

CAREER HIGHS

Total Punts 7 at #16 Mississippi State (10/3/20)
 Average 48.0 vs. #4 Georgia (9/26/20)
 Long 57 vs. #4 Georgia (9/26/20)
 Yards 300 at #16 Mississippi State (10/3/20)



T.J. HAMMONDS

41

Wide Receiver | 5-10 | 184 | R-Senior
Little Rock, Ark. | Joe T. Robinson HS

QUICK HITS

- Made transition from running back to wide receiver prior to the 2020 season.
- Recorded the team's longest receptions in 2018 on a 64 yard TD grab at Colorado State.
- His 88-yard TD run against Coastal Carolina ('17) was the sixth-longest run in team history.
- Also had a 60-yard TD catch vs. CC to be first Hog since 2012 with two TDs of 60+ yards.
- Consensus four-star prospect out of high school.

CAREER STATS

	RECEIVING					RUSHING						
	GP/GS	REC	YDS	AVG	TD	LNG	ATT	YDS	AVG	TD	LNG	
2016	8/0	0	0	0.0	0	0	15	88	5.9	1	30	
2017	12/0	2	64	32.0	1	60	32	267	8.3	1	88	
2018	4/0	4	84	12.0	1	64	10	28	2.8	0	10	
2019	5/0	4	10	2.5	0	7	8	62	7.8	0	29	
2020	6/0	1	51	51.0	0	51	3	24	8.0	0	29	
TOTAL	35/0	13	217	16.7	2	64	67	486	7.3	2	88	

GAME-BY-GAME STATS

	RECEIVING					RUSHING						
	GP/GS	REC	YDS	AVG	TD	LNG	ATT	YDS	AVG	TD	LNG	
GEORGIA	1/0	0	0	0.0	0	0	1	-14	-14.0	0	0	
at Mississippi St.	1/0	0	0	0.0	0	0	0	0	0.0	0	0	
at Auburn	1/0	0	0	0.0	0	0	0	0	0.0	0	0	
OLE MISS		---	DNP	---								
at Texas A&M		---	DNP	---								
TENNESSEE	1/0	0	0	0.0	0	0	0	0	0.0	0	0	
at Florida	1/0	0	0	0.0	0	0	1	9	9.0	0	9	
LSU	1/0	1	51	51.0	0	51	1	29	29.0	0	29	
at Missouri												
ALABAMA												
TOTAL	6/0	1	51	51.0	0	51	3	24	8.0	0	29	

SEASON HIGHS

Rushes 1 (2x) last vs. LSU (11/21/20)
 Rushing Yards 29 vs. LSU (11/21/20)
 Rushing Touchdowns
 Long Rush 29 vs. LSU (11/21/20)
 Receptions 1 vs. LSU (11/21/20)
 Receiving Yards 51 vs. LSU (11/21/20)
 Receiving Touchdowns
 Long Reception 51 vs. LSU (11/21/20)

CAREER HIGHS

Rushes 11 at Ole Miss (10/28/17)
 Rushing Yards 119 vs. Coastal Carolina (11/4/17)
 Rushing Touchdowns 1 (2x), last vs. Coastal Carolina (11/4/17)
 Long Rush 88 vs. Coastal Carolina (11/4/17)
 Receptions 2 (2x) last vs. #23 Texas A&M (9/28/19)
 Receiving Yards 64 at Colorado State (9/8/18)
 Receiving Touchdowns 1 (2x) last at Colorado State (9/8/18)
 Long Reception 64 at Colorado State (9/8/18)



JONATHAN MARSHALL

42

Defensive Line | 6-3 | 317 | R-Senior
Shepherd, Texas | Shepherd HS



QUICK HITS

- TFL in six straight games, T7 in SEC with 6.5 this season.
- Most experienced returner along the D-line for 2020 with 35 career games played.
- Recorded a career-best 1.5 TFLs in the 2019 season finale against Missouri.
- Summer max at 650 lbs on squad, 365 lbs clean, 450 lbs bench, 33 inch vertical.
- Cousin Cedric Reed - Buffalo Bills, relative Cedric Hardman 9th pick overall by 49ers in 1970.

CAREER STATS

	GP/GS	UA	A	TOT	TFL-YDS	SCK-YDS	FF	FR-YDS	INT-YDS	QBH	BRUP
2017	12/0	2	4	6	0.5-0	0.0-0	0	0-0	0-0	2	0
2018	11/0	4	10	14	0.0-0	0.0-0	0	0-0	0-0	0	0
2019	12/0	8	9	17	4.5-12	0.5-0	1	0-0	0-0	3	0
2020	8/8	18	12	26	6.5-21	1.0-7	0	0-0	0-0	4	1
TOTAL	41/8	32	35	67	11.5-33	1.5-7	1	0-0	0-0	9	1

GAME-BY-GAME STATS

	GP/GS	UA	A	TOT	TFL-YDS	SCK-YDS	FF	FR-YDS	INT-YDS	QBH	BRUP
GEORGIA	1/1	1	1	2	0.0-0	0.0-0	0	0-0	0-0	1	0
at Mississippi St.	1/1	2	1	3	0.0-0	0.0-0	0	0-0	0-0	0	0
at Auburn	1/1	4	2	6	1.0-7	1.0-7	0	0-0	0-0	0	0
OLE MISS	1/1	3	2	5	1.0-2	0.0-0	0	0-0	0-0	0	0
at Texas A&M	1/1	3	0	3	1.0-3	0.0-0	0	0-0	0-0	0	0
TENNESSEE	1/1	0	4	4	1.0-2	0.0-0	0	0-0	0-0	0	0
at Florida	1/1	2	1	3	1.5-3	0.0-0	0	0-0	0-0	1	0
LSU	1/1	3	1	4	1.0-4	0.0-0	0	0-0	0-0	2	1
at Missouri											
ALABAMA											
TOTAL	8/8	18	12	30	6.5-21	1.0-7	0	0-0	0-0	4	1

SEASON HIGHS

Tackles 6 at #13 Auburn (10/10/20)
 Tackles For Loss 1.5 at #6 Florida (11/14/20)
 Sacks 1.0 at #13 Auburn (10/10/20)
 Interceptions
 Interception Return Yards
 QB Hurries 2 vs. LSU (11/21/20)
 Pass Breakups 1 vs. LSU (11/21/20)
 Forced Fumbles

CAREER HIGHS

Tackles 6 at #13 Auburn (10/10/20)
 Tackles For Loss 1.5 (2x) last at #6 Florida (11/14/20)
 Sacks 1.0 at #13 Auburn (10/10/20)
 Interceptions None
 Interception Return Yards None
 QB Hurries 2 (2x) last vs. LSU (11/21/20)
 Pass Breakups 1 vs. LSU (11/21/20)
 Forced Fumbles 1 at Kentucky (10/12/19)



ERIC GREGORY

50

Defensive Line | 6-4 | 283 | R-Freshman
Memphis, Tenn. | IMG Academy

QUICK HITS

- Had first career INT against Tennessee, first Razorback D-lineman to make a pick since JaMichael Winston in 2013 against Louisiana.
- Recorded at least 0.5 sacks in two consecutive games at Auburn and Mississippi State.
- Last season appeared in two games and made tackles against Auburn and Mississippi State.
- A consensus four-star prospect, ranked the No. 32 strongside defensive end by Rivals.
- Chose Arkansas over Auburn, LSU, Tennessee, Mississippi State, South Carolina and others.

CAREER STATS

	GP/GS	UA	A	TOT	TFL-YDS	SCK-YDS	FF	FR-YDS	INT-YDS	QBH	BRUP
2019	2/0	1	3	4	0.0-0	0.0-0	0	0-0	0-0	0	0
2020	7/5	10	12	22	3.0-22	2.5-21	0	0-0	1-0	1	0
TOTAL	9/5	11	15	26	3.0-22	2.5-21	0	0-0	1-0	1	0

GAME-BY-GAME STATS

	GP/GS	UA	A	TOT	TFL-YDS	SCK-YDS	FF	FR-YDS	INT-YDS	QBH	BRUP
GEORGIA	1/0	0	3	3	0.0-0	0.0-0	0	0-0	0-0	1	0
at Mississippi St.	1/1	1	2	3	1.0-8	1.0-8	0	0-0	0-0	0	0
at Auburn	1/1	4	2	6	0.5-3	0.5-3	0	0-0	0-0	0	0
OLE MISS	1/1	1	0	1	0.0-0	0.0-0	0	0-0	0-0	0	0
at Texas A&M	1/0	0	0	0	0.0-0	0.0-0	0	0-0	0-0	0	0
TENNESSEE	1/1	2	3	5	0.5-1	0.0-0	0	0-0	1-0	0	0
at Florida	1/1	2	2	4	1.0-10	1.0-10	0	0-0	0-0	0	0
LSU					--- DNP ---						
at Missouri											
ALABAMA											
TOTAL	7/5	10	12	22	3.0-22	2.5-21	0	0-0	1-0	1	0

SEASON HIGHS

Tackles 6 at #13 Auburn (10/10/20)
 Double-Figure Tackle Games
 Tackles For Loss 1.0 (2x) last at #6 Florida (11/14/20)
 Sacks 1.0 (2x) last at #6 Florida (11/14/20)
 Interceptions 1 vs. Tennessee (11/7/20)
 Interception Return Yards
 QB Hurries 1 vs. #4 Georgia (9/26/20)
 Pass Breakups
 Forced Fumbles

CAREER HIGHS

Tackles 6 at #13 Auburn (10/10/20)
 Double-Figure Tackle Games
 Tackles For Loss 1.0 (2x) last at #6 Florida (11/14/20)
 Sacks 1.0 (2x) last at #6 Florida (11/14/20)
 Interceptions 1 vs. Tennessee (11/7/20)
 Interception Return Yards
 QB Hurries 1 vs. #4 Georgia (9/26/20)
 Pass Breakups
 Forced Fumbles



ZACH WILLIAMS

56

Defensive Line | 6-4 | 246 | Sophomore
Little Rock, Ark. | Joe T. Robinson HS

QUICK HITS

- 1.5 tackles for loss vs. Georgia is tied for the Razorback single-game high this year with Dorian Gerald.
- Four-star prospect rated the No. 15 weakside defensive end in the country by 247Sports.
- Chose Arkansas over Alabama, Florida, Georgia, Tennessee, Cal, Texas and others.
- Son of former Arkansas linebacker Rickey Williams (1984-87)

CAREER STATS

	GP/GS	UA	A	TOT	TFL-YDS	SCK-YDS	FF	FR-YDS	INT-YDS	QBH	BRUP
2019	9/0	6	6	12	0.0-0	0.0-0	0	0-0	0-0	0	0
2020	7/4	8	13	21	1.5-9	1.0-8	0	0-0	0-0	1	0
TOTAL	16/4	14	19	33	1.5-9	1.0-8	0	0-0	0-0	1	0

GAME-BY-GAME STATS

	GP/GS	UA	A	TOT	TFL-YDS	SCK-YDS	FF	FR-YDS	INT-YDS	QBH	BRUP
GEORGIA	1/0	3	4	7	1.5-9	1.0-8	0	0-0	0-0	0	0
at Mississippi St.	1/1	2	4	6	0.0-0	0.0-0	0	0-0	0-0	0	0
at Auburn	1/1	2	2	4	0.0-0	0.0-0	0	0-0	0-0	0	0
OLE MISS	1/1	1	1	2	0.0-0	0.0-0	0	0-0	0-0	0	0
at Texas A&M	1/0	0	0	0	0.0-0	0.0-0	0	0-0	0-0	0	0
TENNESSEE	1/1	0	1	1	0.0-0	0.0-0	0	0-0	0-0	0	0
at Florida	1/0	0	1	1	0.0-0	0.0-0	0	0-0	0-0	1	0
LSU					--- DNP ---						
at Missouri											
ALABAMA											
TOTAL	7/4	8	13	21	1.5-9	1.0-8	0	0-0	0-0	1	0

SEASON HIGHS

Tackles 7 vs. #4 Georgia (9/26/20)
 Double-Figure Tackle Games
 Tackles For Loss 1.5 vs. #4 Georgia (9/26/20)
 Sacks 1.0 vs. #4 Georgia (9/26/20)
 Interceptions
 Interception Return Yards
 QB Hurries 1 at #6 Florida (11/14/20)
 Pass Breakups
 Forced Fumbles

CAREER HIGHS

Tackles 7 vs. #4 Georgia (9/26/20)
 Double-Figure Tackle Games
 Tackles For Loss 1.5 vs. #4 Georgia (9/26/20)
 Sacks 1.0 vs. #4 Georgia (9/26/20)
 Interceptions
 Interception Return Yards
 QB Hurries 1 at #6 Florida (11/14/20)
 Pass Breakups
 Forced Fumbles



HUDSON HENRY

82

Tight End | 6-5 | 249 | R-Freshman
Little Rock, Ark. | Pulaski Academy

QUICK HITS

- Hauled in a career-best six passes for a career-high 33 yards at Texas A&M.
- Earned his first career start in win over Ole Miss.
- Scored first career TD on a 12-yard reception in the upset win at No. 16 Mississippi State.
- Four star prospect, ranked the No. 1 tight end in the country by ESPN.
- Comes from a family of Razorbacks - dad Mark was an All-Southwest Conference offensive lineman (1988-91), brother Hunter was an all-american tight end (2013-15) and is currently in the NFL, brother Hayden is currently a linebacker on the team.

CAREER STATS

	GP/GS	RECEIVING					RUSHING				
		REC	YDS	AVG	TD	LNG	ATT	YDS	AVG	TD	LNG
2019	3/0	3	15	5.0	0	14	0	0	0	0	0
2020	6/4	16	92	5.8	1	13	0	0	0	0	0
TOTAL	9/4	19	107	5.6	1	14	0	0	0	0	0

GAME-BY-GAME STATS

	GP/GS	RECEIVING					RUSHING				
		REC	YDS	AVG	TD	LNG	ATT	YDS	AVG	TD	LNG
GEORGIA	1/0	0	0	0	0	0	0	0	0	0	0
at Mississippi St.	1/0	4	20	5.0	1	12	0	0	0	0	0
at Auburn		--- DNP ---									
OLE MISS	1/1	2	22	11.0	0	13	0	0	0	0	0
at Texas A&M	1/1	6	33	5.5	0	9	0	0	0	0	0
TENNESSEE	1/1	3	16	5.3	0	9	0	0	0	0	0
at Florida		--- DNP ---									
LSU	1/1	1	1	1.0	0	1	0	0	0	0	0
at Missouri											
ALABAMA											
TOTAL	6/4	16	92	5.8	1	13	0	0	0.0	0	0

SEASON HIGHS

Receptions6 at #8 Texas A&M (10/31/20)
 Receiving Yards.....33 at #8 Texas A&M (10/31/20)
 Receiving Touchdowns1 at #16 Mississippi State (10/3/20)
 Long Reception13 vs. Ole Miss (10/17/20)

CAREER HIGHS

Receptions6 at #8 Texas A&M (10/31/20)
 Receiving Yards.....33 at #8 Texas A&M (10/31/20)
 Receiving Touchdowns1 at #16 Mississippi State (10/3/20)
 Long Reception17 at #1 LSU (11/23/19)



BLAKE KERN

87

Tight End | 6-4 | 269 | R-Senior
Lamar, Ark. | Lamar HS

QUICK HITS

- Grabbed first career TD vs. Tennessee on a 6-yard reception, giving Arkansas a 14-13 lead it would not relinquish in the third quarter.
- Led the team in receptions for the first time in his career with four grabs at No. 6 Florida.
- Saw action in 2018 & 2019 on special teams and as a blocking tight end.
- 2018 SEC Academic Honor Roll
- Did not see game action as a freshman and redshirt freshman in 2016 & 2017.
- Former walk-on that was awarded a scholarship before the 2019 season

CAREER STATS

	GP/GS	RECEIVING					RUSHING				
		REC	YDS	AVG	TD	LNG	ATT	YDS	AVG	TD	LNG
2018	10/0	0	0	0.0	0	0	0	0	0	0	0
2019	12/0	0	0	0.0	0	0	0	0	0	0	0
2020	7/3	15	163	10.9	1	35	0	0	0	0	0
TOTAL	29/3	15	163	10.9	1	35	0	0	0	0	0

GAME-BY-GAME STATS

	GP/GS	RECEIVING					RUSHING				
		REC	YDS	AVG	TD	LNG	ATT	YDS	AVG	TD	LNG
GEORGIA	1/0	1	9	9.0	0	0	0	0	0	0	0
at Mississippi St.	1/1	0	0	0.0	0	12	0	0	0	0	0
at Auburn	1/1	4	59	14.8	0	35	0	0	0	0	0
OLE MISS	1/0	1	3	3.0	0	3	0	0	0	0	0
at Texas A&M	1/0	2	21	10.5	0	14	0	0	0	0	0
TENNESSEE	1/0	3	40	13.3	1	24	0	0	0	0	0
at Florida	1/1	4	31	7.8	0	13	0	0	0	0	0
LSU	1/0	2	17	8.5	0	13	0	0	0	0	0
at Missouri											
ALABAMA											
TOTAL	8/3	17	180	10.9	1	35	0	0	0	0	0

SEASON HIGHS

Receptions4 (2x) last at #6 Florida (11/14/20)
 Receiving Yards.....59 at #13 Auburn (10/10/20)
 Receiving Touchdowns1 vs. Tennessee (11/7/20)
 Long Reception35 at #13 Auburn (10/10/20)

CAREER HIGHS

Receptions4 (2x) last at #6 Florida (11/14/20)
 Receiving Yards.....59 at #13 Auburn (10/10/20)
 Receiving Touchdowns1 vs. Tennessee (11/7/20)
 Long Reception35 at #13 Auburn (10/10/20)

GAME 9: MISSOURI



ISAIAH NICHOLS

93

Defensive Line | 6-3 | 281 | R-Sophomore
Springdale, Ark. | Springdale HS

QUICK HITS

- Recorded 1.0 TFL and 0.5 SKs in the 2019 season finale against Missouri.
- Had three multi-tackle games including a career-best four stops vs. Colorado State.
- Consensus three-star prospect out of high school.
- Recorded 43 tackles for loss his final two seasons in high school.
- Finalist for Hooten's Class 7A/6A Defensive Player of the Year.

CAREER STATS

	GP/GS	UA	A	TOT	TFL-YDS	SCK-YDS	FF	FR-YDS	INT-YDS	QBH	BRUP
2018	3/0	1	0	1	0.0-0	0.0-0	0	0-0	0-0	0	0
2019	12/0	7	10	17	1.0-3	0.5-1	0	0-0	0-0	0	0
2020	7/5	3	12	15	0.5-1	0.5-1	0	0-0	0-0	1	0
TOTAL	22/5	11	22	33	1.5-4	1.0-2	0	0-0	0-0	1	0

GAME-BY-GAME STATS

	GP/GS	UA	A	TOT	TFL-YDS	SCK-YDS	FF	FR-YDS	INT-YDS	QBH	BRUP
GEORGIA	1/1	0	3	3	0.0-0	0.0-0	0	0-0	0-0	0	1
at Mississippi St.	1/0	0	1	1	0.0-0	0.0-0	0	0-0	0-0	0	0
at Auburn	1/1	1	2	3	0.5-1	0.5-1	0	0-0	0-0	0	0
OLE MISS	1/0	0	0	0	0.0-0	0.0-0	0	0-0	0-0	0	0
at Texas A&M	1/1	0	2	2	0.0-0	0.0-0	0	0-0	0-0	0	0
TENNESSEE	1/1	1	2	3	0.0-0	0.0-0	0	0-0	0-0	0	0
at Florida	1/1	1	2	3	0.0-0	0.0-0	0	0-0	0-0	0	0
LSU					---	DNP	---				
at Missouri											
ALABAMA											
TOTAL	7/5	3	12	15	0.5-1	0.5-1	0	0-0	0-0	1	0

SEASON HIGHS

Tackles3 (2x) last at #6 Florida (11/14/20)
Tackles For Loss
Sacks
Interceptions
Interception Return Yards
QB Hurries1 vs. #4 Georgia (9/26/20)
Pass Breakups
Forced Fumbles

CAREER HIGHS

Tackles4 vs. Colorado State (9/14/19)
Tackles For Loss0.5 (2x) last vs. Missouri (11/29/19)
Sacks0.5 vs. Missouri (11/29/19)
InterceptionsNone
Interception Return YardsNone
QB HurriesNone
Pass BreakupsNone
Forced FumblesNone



XAVIER KELLY

97

Defensive Line | 6-5 | 311 | R-Senior
Wichita, Kan. | Clemson



QUICK HITS

- Made his first career start at Texas A&M.
- Member of two National Championship teams and four ACC Championship team at Clemson.
- Recorded first career sack in 2017 against Wake Forest.
- While at Clemson completed microinternships at Adobe and WH Trucking.
- Graduated from Clemson in December 2019 with a degree in sports communication.

CAREER STATS

	GP/GS	UA	A	TOT	TFL-YDS	SCK-YDS	FF	FR-YDS	INT-YDS	QBH	BRUP
2017	8/0	5	4	9	1.0-2	1.0-2	0	0-0	0-0	3	0
2018	11/0	5	3	8	1.0-12	1.0-12	1	0-0	0-0	1	0
2019	10/0	4	2	6	0.0-0	0.5-0	0	1-0	0-0	3	0
2020	7/1	1	5	6	1.0-2	1.0-2	0	0-0	0-0	2	0
TOTAL	36/1	15	14	29	2.0-5	3.5-16	1	1-0	0-0	9	0

* 2017-19 at Clemson

GAME-BY-GAME STATS

	GP/GS	UA	A	TOT	TFL-YDS	SCK-YDS	FF	FR-YDS	INT-YDS	QBH	BRUP
GEORGIA	1/0	0	0	0	0.0-0	0.0-0	0	0-0	0-0	0	0
at Mississippi St.	1/0	0	2	2	0.0-0	0.0-0	0	0-0	0-0	1	0
at Auburn	1/0	0	2	2	0.0-0	0.0-0	0	0-0	0-0	0	0
OLE MISS	1/0	0	0	0	0.0-0	0.0-0	0	0-0	0-0	0	0
at Texas A&M	1/1	0	1	1	0.0-0	0.0-0	0	0-0	0-0	0	0
TENNESSEE	1/0	1	0	1	1.0-2	1.0-2	0	0-0	0-0	0	0
at Florida	1/0	0	0	0	0.0-0	0.0-0	0	0-0	0-0	1	0
LSU					---	DNP	---				
at Missouri											
ALABAMA											
TOTAL	7/1	1	5	6	1.0-2	1.0-2	0	0-0	0-0	2	0

SEASON HIGHS

Tackles2 (2x) last at #13 Auburn (10/10/20)
Tackles For Loss1.0 vs. Tennessee (11/7/20)
Sacks1.0 vs. Tennessee (11/7/20)
Interceptions
Interception Return Yards
QB Hurries1 (2x) last at #6 Florida (11/14/20)
Pass Breakups
Forced Fumbles

CAREER HIGHS

Tackles5 vs. The Citadel (11/18/17)*
Tackles For Loss1.0 (3x) last vs. Tennessee (11/7/20)
Sacks1.0 (3x) last vs. Tennessee (11/7/20)
InterceptionsNone
Interception Return YardsNone
QB Hurries3 at Syracuse (9/14/19)*
Pass BreakupsNone
Forced FumblesNone

* at Clemson

#4/3 Georgia (1-0, 1-0)..... 37
Arkansas (0-1, 0-1)..... 10

September 26, 2020 | Fayetteville, Ark.

Donald W. Reynolds Razorback Stadium | Time: 3 p.m. | Attendance: 16,500

TV: SEC Network > Dave Neal (PBP), D.J. Shockley (Analyst) & Tera Talmadge (Sideline)

SCORING SUMMARY

	1st	2nd	3rd	4th	Final
Georgia	0	5	22	10	37
Arkansas	7	0	3	0	10

QTR. TEAM SCORING PLAY

1st	AR	Treyton Burks 49 yd pass from Feleipe Franks (AJ Reed kick), 7-91 2:17
2nd	UGA	TEAM safety
	UGA	Jack Podlesny 38 yd field goal, 8-59 1:00
3rd	AR	AJ Reed 25 yd field goal, 11-43 4:15
	UGA	George Pickens 19 yd pass from S. Bennett (S. Bennett rush), 6-57 2:23
	UGA	J. FitzPatrick 7 yd pass from Stetson Bennett (J. Podlesny kick), 4-24 1:11
	UGA	Eric Stokes 30 yd interception return (Jack Podlesny kick)
4th	UGA	Zamir White 6 yd run (Jack Podlesny kick), 13-81 5:38
	UGA	Jack Podlesny 38 yd field goal, 6-22 2:36

TEAM STATISTICS

	GEORGIA	ARKANSAS
FIRST DOWNS.....	19	15
RUSHES-YARDS (NET).....	42-121	28-77
PASSING YDS (NET).....	266	203
Passes Att-Comp-Int.....	47-28-1	39-20-3
TOTAL OFFENSE PLAYS-YARDS.....	89-387	67-280
Fumble Returns-Yards.....	0-0	1-7
Punt Returns-Yards.....	3-57	0-0
Kickoff Returns-Yards.....	2-91	1-10
Interception Returns-Yards.....	3-68	1-0
Punts (Number-Avg).....	7-49.9	9-42.0
Fumbles-Lost.....	3-1	2-0
Penalties-Yards.....	12-108	10-53
Possession Time.....	35:46	24:14
Third-Down Conversions.....	6 of 20	3 of 14
Fourth-Down Conversions.....	2 of 3	0 of 1
Red-Zone Scores-Chances.....	3-4	1-1
Sacks By: Number-Yards.....	2-16	3-31



WR TREYLON BURKS hauled in his first career touchdown to give Arkansas an early lead against Georgia. Burks also recorded his first career 100-yard game with seven catches for 102 yards.

GEORGIA

RUSHING	Att.	Gain	Lost	Net	TD	Long	Avg.
Zamir White	13	71	0	71	1	20	5.5
James Cook	7	26	0	26	0	7	3.7
Stetson Bennett	5	26	6	20	0	11	4.0
Kenny McIntosh	3	6	0	6	0	3	2.0
Kendall Milton	1	4	0	4	0	4	4.0
Daijun Edwards	1	4	0	4	0	4	4.0
D'Wan Mathis	10	34	30	4	0	9	0.4
TEAM	2	0	14	-14	0	0	-7.0

PASSING	Comp.	Att.	Yds	TD	Int	Long	Sack
Stetson Bennett	20	29	211	2	0	26	1
D'Wan Mathis	8	17	55	0	1	12	2
TEAM	0	1	0	0	0	0	0

RECEIVING	No.	Yds	TD	Long
Kearis Jackson	6	62	0	16
George Pickens	4	47	1	19
D. Robertson	4	29	0	19
Matt Landers	2	27	0	23
J. FitzPatrick	2	19	1	12
Rosemy Jacksaint	2	12	0	6
James Cook	2	10	0	5
Zamir White	2	9	0	9
D. Washington	1	26	0	26
Jermaine Burton	1	13	0	13
Brett Seither	1	12	0	12
Kenny McIntosh	1	0	0	0

PUNTING	No.	Yds	Avg.	Long	I20	50+	TB
Jake Camarda	7	349	49.9	63	5	4	1

FIELD GOALS	Made	Att.	Long	Kicks
Jack Podlesny	2	2	38	38,38

ARKANSAS

RUSHING	Att.	Gain	Lost	Net	TD	Long	Avg.
Trelon Smith	6	38	0	38	0	11	6.3
Rakeem Boyd	11	22	1	21	0	5	1.9
KJ Jefferson	4	27	11	16	0	19	4.0
Feleipe Franks	5	18	5	13	0	7	2.6
Treyton Burks	1	3	0	3	0	3	3.0
TJ Hammonds	1	0	14	-14	0	0	-14.0

PASSING	Comp.	Att.	Yds	TD	Int	Long	Sack
Feleipe Franks	19	36	200	1	2	49	1
KJ Jefferson	1	2	3	0	0	3	1
Treyton Burks	0	1	0	0	1	0	0

RECEIVING	No.	Yds	TD	Long
Treyton Burks	7	102	1	49
Rakeem Boyd	4	8	0	6
Mike Woods	3	40	0	15
Trelon Smith	3	13	0	6
DeVion Warren	1	28	0	28
Blake Kern	1	9	0	9
Trey Knox	1	3	0	3

PUNTING	No.	Yds	Avg.	Long	I20	50+	TB
Sam Loy	3	121	40.3	44	0	0	0
George Caratan	5	248	49.6	57	0	3	1
TEAM	1	9	9.0	9	0	0	0

FIELD GOALS	Made	Att.	Long	Kicks
A.J. Reed	1	1	25	25

GAME 2 ||| at MISSISSIPPI STATE

Arkansas (1-1, 1-1) 21
 #16/14 Mississippi State (1-1, 1-1) 14

October 3, 2020 | Starkville, Miss.

Davis Wade Stadium | Time: 6:30 p.m. | Attendance: 13,564

TV: SEC Network Alt > Roy Philpott (PBP), Kelly Stouffer (Analyst) & Tera Talmadge (Sideline)

SCORING SUMMARY

	1st	2nd	3rd	4th	Final
Arkansas	7	7	7	0	21
Mississippi State	7	0	7	0	14

QTR. TEAM SCORING PLAY

1st	AR	Greg Brooks Jr 69 yd interception return (AJ Reed kick)
	MS	JaVonta Payton 17 yd pass from K.J. Costello (B. Ruiz kick), 15-75 7:45
2nd	AR	DeVion Warren 19 yd pass from Feleipe Franks (AJ Reed kick), 8-69 2:33
3rd	AR	Hudson Henry 12 yd pass from Feleipe Franks (AJ Reed kick), 11-75 3:39
	MS	Dillon Johnson 6 yd run (Brandon Ruiz kick), 14-76 7:21

TEAM STATISTICS

	ARKANSAS	MISSISSIPPI STATE
FIRST DOWNS	17	24
RUSHES-YARDS (NET)	37-63	24-87
PASSING YDS (NET)	212	313
Passes Att-Comp-Int.	28-20-0	60-43-3
TOTAL OFFENSE PLAYS-YARDS	65-275	84-400
Fumble Returns-Yards	0-0	0-0
Punt Returns-Yards	1-1	3-21
Kickoff Returns-Yards	0-0	2-49
Interception Returns-Yards	3-95	0-0
Punts (Number-Avg)	8-42.2	5-42.6
Fumbles-Lost	2-2	1-1
Penalties-Yards	5-40	4-25
Possession Time	23:40	36:20
Third-Down Conversions	5 of 14	6 of 17
Fourth-Down Conversions	0 of 1	4 of 6
Red-Zone Scores-Chances	2-3	2-4
Sacks By: Number-Yards	1-11	3-13



LB BUMPER POOL led an incredible defensive effort at No. 16 Mississippi State with a career-best 20 tackles. Pool's 20 stops were the most by a Razorback since Jerry Franklin at Mississippi State in 2010.

ARKANSAS

RUSHING	Att.	Gain	Lost	Net	TD	Long	Avg.
Trelon Smith	14	50	2	48	0	11	3.4
Rakeem Boyd	8	28	0	28	0	5	3.5
Feleipe Franks	8	21	13	8	0	9	1.0
KJ Jefferson	2	1	1	0	0	1	0.0
DeVion Warren	2	3	9	-6	0	3	-3.0
TEAM	3	0	15	-15	0	0	-5.0

PASSING	Comp.	Att.	Yds	TD	Int	Long	Sack
Feleipe Franks	20	28	212	2	0	52	3

RECEIVING	No.	Yds	TD	Long
Trelon Smith	5	22	0	10
DeVion Warren	4	100	1	52
Hudson Henry	4	20	1	12
Trey Knox	3	31	0	12
Mike Woods	3	29	0	20
Treyton Burks	1	10	0	10

PUNTING	No.	Yds	Avg.	Long	I20	50+	TB
Reid Bauer	1	38	38.0	38	1	0	0
George Caratan	7	300	42.9	48	3	0	1

FIELD GOALS	Made	Att.	Long	Kicks
-------------	------	------	------	-------

MISSISSIPPI STATE

RUSHING	Att.	Gain	Lost	Net	TD	Long	Avg.
Dillon Johnson	9	39	0	39	1	9	4.3
J. Marks	10	39	2	37	0	10	3.7
Kylin Hill	1	7	0	7	0	7	7.0
K.J. Costello	4	15	11	4	0	7	1.0

PASSING	Comp.	Att.	Yds	TD	Int	Long	Sack
K.J. Costello	43	59	313	1	3	34	1
TEAM	0	1	0	0	0	0	0

RECEIVING	No.	Yds	TD	Long
J. Marks	10	50	0	13
Dillon Johnson	8	35	0	10
Jaden Walley	6	56	0	16
Osirus Mitchell	5	61	0	34
Malik Heath	5	27	0	12
Cameron Gardner	3	32	0	12
Tyrell Shavers	3	21	0	11
JaVonta Payton	2	23	1	17
Garrett Shrader	1	8	0	8

PUNTING	No.	Yds	Avg.	Long	I20	50+	TB
Tucker Day	4	162	40.5	49	1	0	0
Reed Bowman	1	51	51.0	51	0	1	0

FIELD GOALS	Made	Att.	Long	Kicks
-------------	------	------	------	-------

Arkansas (1-2, 1-2)..... 28
 #13/13 Auburn (2-1, 2-1)..... 30

October 10, 2020 | Auburn, Ala.

Jordan-Hare Stadium | Time: 3 p.m. | Attendance: 17,490

TV: ESPN > Taylor Zazour (PBP), Matt Stinchcomb (Analyst) & Lauren Sisler (Sideline)

SCORING SUMMARY

	1st	2nd	3rd	4th	Final
Arkansas	0	12	6	10	28
Auburn	10	10	0	10	30

QTR. TEAM SCORING PLAY

1st	AU	Barton Lester 0 yd blocked punt return (Anders Carlson kick)
	AU	Anders Carlson 47 yd field goal, 5-47 2:34
2nd	AU	Bo Nix 15 yd run (Anders Carlson kick), 10-80 4:49
	AR	Mike Woods 4 yd pass from F. Franks (TEAM kick failed), 8-65 2:58
	AR	DeVion Warren 7 yd pass from F. Franks (F. Franks pass failed), 6-75 2:00
	AU	Anders Carlson 25 yd field goal, 6-57 1:37
3rd	AR	Trelon Smith 5 yd pass from F. Franks (F. Franks pass failed), 13-85 5:30
4th	AU	A. Schwartz 17 yd pass from B. Nix (Anders Carlson kick), 9-64 4:12
	AR	AJ Reed 23 yd field goal, 10-70 3:14
	AR	DeVion Warren 30 yd pass from F. Franks (AJ Reed kick), 10-70 4:50
	AU	Anders Carlson 39 yd field goal, 7-23 1:59

TEAM STATISTICS

	ARKANSAS	AUBURN
FIRST DOWNS.....	22	24
RUSHES-YARDS (NET).....	42-119	41-259
PASSING YDS (NET).....	318	187
Passes Att-Comp-Int.....	30-22-0	29-18-0
TOTAL OFFENSE PLAYS-YARDS.....	72-437	70-446
Fumble Returns-Yards.....	0-0	0-0
Punt Returns-Yards.....	0-0	4-34
Kickoff Returns-Yards.....	0-0	4-106
Interception Returns-Yards.....	0-0	0-0
Punts (Number-Avg).....	6-35.3	5-37.4
Fumbles-Lost.....	0-0	1-0
Penalties-Yards.....	6-26	7-52
Possession Time.....	27:42	32:18
Third-Down Conversions.....	6 of 15	6 of 15
Fourth-Down Conversions.....	1 of 1	0 of 0
Red-Zone Scores-Chances.....	4-4	4-5
Sacks By: Number-Yards.....	3-16	3-10



QB FELEIPE FRANKS passed for 318 yards and became the first Arkansas quarterback since Brandon Allen in 2015 to throw four touchdowns, including two to DeVion Warren.

ARKANSAS

RUSHING	Att.	Gain	Lost	Net	TD	Long	Avg.
Trelon Smith	21	87	6	81	0	15	3.9
Feleipe Franks	15	38	10	28	0	9	1.9
AMontae Spivey	4	13	2	11	0	5	2.8
Malik Hornsby	2	1	2	-1	0	1	-0.5

PASSING	Comp.	Att.	Yds	TD	Int	Long	Sack
Feleipe Franks	22	30	318	4	0	44	3

RECEIVING	No.	Yds	TD	Long
Mike Woods	6	81	1	19
Trelon Smith	6	78	1	25
DeVion Warren	5	95	2	44
Blake Kern	4	59	0	35
Tyson Morris	1	6	0	6
Trey Knox	0	-1	0	0

PUNTING	No.	Yds	Avg.	Long	I20	50+	TB
Reid Bauer	1	33	33.0	33	0	0	0
George Caratan	4	179	44.8	51	1	1	0
TEAM	1	0	0.0	0	0	0	0

FIELD GOALS	Made	Att.	Long	Kicks
A.J. Reed	1	1	23	23

AUBURN

RUSHING	Att.	Gain	Lost	Net	TD	Long	Avg.
Tank Bigsby	20	148	2	146	0	26	7.3
D.J. Williams	8	71	0	71	0	41	8.9
Bo Nix	10	48	18	30	1	17	3.0
J.J. Pegues	2	12	0	12	0	11	6.0
A. Schwartz	1	0	0	0	0	0	0.0

PASSING	Comp.	Att.	Yds	TD	Int	Long	Sack
Bo Nix	17	28	187	1	0	32	3
J.J. Pegues	1	1	0	0	0	0	0

RECEIVING	No.	Yds	TD	Long
A. Schwartz	10	100	1	25
Tank Bigsby	4	16	0	8
Seth Williams	3	70	0	32
D.J. Williams	1	1	0	1

PUNTING	No.	Yds	Avg.	Long	I20	50+	TB
Aidan Marshall	4	167	41.8	48	3	0	0
Bo Nix	1	20	20.0	20	0	0	0

FIELD GOALS	Made	Att.	Long	Kicks
Anders Carlson	3	4	47	47,25,34x,39

Ole Miss (1-3, 1-3).....21
Arkansas (2-2, 2-2).....33

SCORING SUMMARY

	1st	2nd	3rd	4th	Final
Ole Miss	0	0	7	14	21
Arkansas	7	13	0	13	33

QTR. TEAM SCORING PLAY

1st	AR	Rakeem Boyd 1 yd run (AJ Reed kick), 11-95 4:11
2nd	AR	AJ Reed 23 yd field goal, 7-42 2:25
	AR	Jalen Catalon 35 yd interception return (AJ Reed kick)
	AR	AJ Reed 32 yd field goal, 12-50 3:21
3rd	OM	Elijah Moore 7 yd pass from Matt Corral (Luke Logan kick), 10-56 4:07
4th	OM	Jonathan Mingo 21 yd pass from M. Corral (Luke Logan kick), 8-66 2:34
	AR	Treyton Burks 7 yd pass from F. Franks (F. Franks rush failed), 11-70 4:30
	OM	Jerrion Ealy 1 yd run (Luke Logan kick), 7-73 2:06
	AR	Grant Morgan 23 yd interception return (AJ Reed kick)

TEAM STATISTICS

	OLE MISS	ARKANSAS
FIRST DOWNS.....	23	24
RUSHES-YARDS (NET).....	53-242	48-150
PASSING YDS (NET).....	200	244
Passes Att-Comp-Int.....	38-20-6	34-21-1
TOTAL OFFENSE PLAYS-YARDS.....	91-442	82-394
Fumble Returns-Yards.....	0-0	0-0
Punt Returns-Yards.....	1-8	0-0
Kickoff Returns-Yards.....	2-37	0-0
Interception Returns-Yards.....	1-0	6-86
Punts (Number-Avg).....	3-40.7	7-46.9
Fumbles-Lost.....	1-1	1-1
Penalties-Yards.....	6-35	3-15
Possession Time.....	29:31	30:29
Third-Down Conversions.....	4 of 16	6 of 17
Fourth-Down Conversions.....	5 of 9	1 of 1
Red-Zone Scores-Chances.....	2-5	4-5
Sacks By: Number-Yards.....	3-11	2-14



LB GRANT MORGAN had a career day with career-best 19 tackles, 3.0 tackles for loss, sack and pick-six on his way to earning the Crip Hall Award for the outstanding senior on Homecoming in the Razorbacks' win.

October 17, 2020 | Fayetteville, Ark.

Donald W. Reynolds Razorback Stadium | Time: 2:30 p.m. | Attendance: 16,500

TV: SECN > Dave Flemming (PBP), Rod Gilmore (Analyst) & Tera Talmadge (Sideline)

OLE MISS

RUSHING	Att.	Gain	Lost	Net	TD	Long	Avg.
Jerrion Ealy	23	113	1	112	1	15	4.9
MoMo Sanogo	1	47	0	47	0	47	47.0
Snoop Conner	15	46	6	40	0	13	2.7
Matt Corral	12	47	18	29	0	9	2.4
Elijah Moore	1	8	0	8	0	8	8.0
Tylan Knight	1	6	0	6	0	6	6.0

PASSING	Comp.	Att.	Yds	TD	Int	Long	Sack
Matt Corral	20	38	200	2	6	34	2

RECEIVING	No.	Yds	TD	Long
Elijah Moore	11	113	1	34
Snoop Conner	3	9	0	13
Jonathan Mingo	2	31	1	21
Jerrion Ealy	2	10	0	14
Braylon Sanders	1	23	0	23
D. Drummond	1	14	0	14

PUNTING	No.	Yds	Avg.	Long	I20	50+	TB
Mac Brown	3	122	40.7	48	1	0	0

FIELD GOALS	Made	Att.	Long	Kicks
-------------	------	------	------	-------

ARKANSAS

RUSHING	Att.	Gain	Lost	Net	TD	Long	Avg.
Trelon Smith	15	61	7	54	0	15	3.6
Treyton Burks	4	46	0	46	0	18	11.5
Rakeem Boyd	14	40	1	39	1	8	2.8
Felipe Franks	14	36	20	16	0	14	1.1
TEAM	1	0	5	-5	0	0	-5.0

PASSING	Comp.	Att.	Yds	TD	Int	Long	Sack
Felipe Franks	21	34	244	1	1	55	3

RECEIVING	No.	Yds	TD	Long
Treyton Burks	11	137	1	55
Mike Woods	2	35	0	18
Tyson Morris	2	32	0	17
Hudson Henry	2	22	0	13
Rakeem Boyd	2	7	0	5
DeVion Warren	1	8	0	8
Blake Kern	1	3	0	3

PUNTING	No.	Yds	Avg.	Long	I20	50+	TB
Reid Bauer	7	328	46.9	62	2	3	2

FIELD GOALS	Made	Att.	Long	Kicks
A.J. Reed	2	2	32	23,32

GAME 5 ||| at TEXAS A&M

Arkansas (2-3, 2-3) 31
 #8/8 Texas A&M (4-1, 4-1) 42

October 31, 2020 | College Station, Texas
 Kyle Field | Time: 6:30 p.m. | Attendance: 27,114
 TV: SECN > Taylor Zarzour (PBP), Matt Stinchcomb (Analyst) & Lauren Sisler (Sideline)

SCORING SUMMARY

	1st	2nd	3rd	4th	Final
Arkansas	7	7	3	14	31
Texas A&M	14	14	14	0	42

QTR. TEAM SCORING PLAY

1st	AR	Treyton Burks 6 yd pass from Feleipe Franks (AJ Reed kick), 12-87 4:49
	TAMU	Ainias Smith 35 yd pass from Kellen Mond (Seth Small kick), 8-75 4:12
	TAMU	Ainias Smith 15 yd run (Seth Small kick), 4-58 2:22
2nd	TAMU	J Wydermyer 6 yd pass from Kellen Mond (Seth Small kick), 11-69 5:35
	AR	Tyson Morris 1 yd pass from Feleipe Franks (AJ Reed kick), 8-75 2:30
	TAMU	Isaiah Spiller 6 yd run (Seth Small kick), 7-74 3:00
3rd	AR	AJ Reed 34 yd field goal, 11-58 4:38
	TAMU	J Wydermyer 15 yd pass from Kellen Mond (Seth Small kick), 9-75 5:00
	TAMU	Devon Achane 30 yd run (Seth Small kick), 6-68 2:36
4th	AR	Treyton Burks 16 yd pass from Feleipe Franks (AJ Reed kick), 8-75 2:47
	AR	Rakeem Boyd 14 yd run (AJ Reed kick), 6-69 1:29

TEAM STATISTICS

	ARKANSAS	TEXAS A&M
FIRST DOWNS	29	25
RUSHES-YARDS (NET)	42-222	36-182
PASSING YDS (NET)	239	260
Passes Att-Comp-Int.	32-23-0	26-21-0
TOTAL OFFENSE PLAYS-YARDS	74-461	62-442
Fumble Returns-Yards	0-0	0-0
Punt Returns-Yards	0-0	3-23
Kickoff Returns-Yards	0-0	1-20
Interception Returns-Yards	0-0	0-0
Punts (Number-Avg)	3-43.3	4-41.5
Fumbles-Lost	1-0	0-0
Penalties-Yards	5-51	9-100
Possession Time	27:01	32:59
Third-Down Conversions	3 of 11	7 of 11
Fourth-Down Conversions	1 of 2	0 of 0
Red-Zone Scores-Chances	5-5	4-4
Sacks By: Number-Yards	0-0	4-18

ARKANSAS

RUSHING	Att.	Gain	Lost	Net	TD	Long	Avg.
Rakeem Boyd	18	104	4	100	1	16	5.6
Feleipe Franks	16	111	20	91	0	28	5.7
Trelon Smith	5	30	0	30	0	9	6.0
Treyton Burks	3	1	0	1	0	1	0.3

PASSING	Comp.	Att.	Yds	TD	Int	Long	Sack
Feleipe Franks	23	31	239	3	0	36	4
Treyton Burks	0	1	0	0	0	0	0

RECEIVING	No.	Yds	TD	Long
Treyton Burks	7	117	2	36
Hudson Henry	6	33	0	9
Mike Woods	4	35	0	12
Blake Kern	2	21	0	14
DeVion Warren	1	22	0	22
Rakeem Boyd	1	9	0	9
Tyson Morris	1	1	1	1
Trelon Smith	1	1	0	1

PUNTING	No.	Yds	Avg.	Long	I20	50+	TB
Reid Bauer	3	130	43.3	51	1	1	0

FIELD GOALS	Made	Att.	Long	Kicks
A.J. Reed	1	3	34	48x,49x,34

TEXAS A&M

RUSHING	Att.	Gain	Lost	Net	TD	Long	Avg.
Isaiah Spiller	21	90	8	82	1	15	3.9
Devon Achane	4	40	1	39	1	30	9.8
Kellen Mond	6	32	0	32	0	14	5.3
Ainias Smith	3	31	0	31	1	15	10.3
TEAM	2	0	2	-2	0	0	-1.0

PASSING	Comp.	Att.	Yds	TD	Int	Long	Sack
Kellen Mond	21	26	260	3	0	35	0

RECEIVING	No.	Yds	TD	Long
J Wydermyer	6	92	2	32
Ainias Smith	6	67	1	35
Hezekiah Jones	5	47	0	15
Chase Lane	3	50	0	26
Isaiah Spiller	1	4	0	4

PUNTING	No.	Yds	Avg.	Long	I20	50+	TB
N Constantinou	4	166	41.5	43	1	0	0

FIELD GOALS	Made	Att.	Long	Kicks
-------------	------	------	------	-------



RB RAKEEM BOYD notched his ninth career 100-yard game as a Razorback with 100 yards on 18 carries at No. 8 Texas A&M. Boyd also scored his second touchdown of the season with a fourth quarter score.

Tennessee (2-4, 2-4) 13
Arkansas (3-3, 3-3) 24

November 7, 2020 | Fayetteville, Ark.

Donald W. Reynolds Razorback Stadium | Time: 6:30 p.m. | Attendance: 16,500

TV: SECN > Tom Hart (PBP), Jordan Rodgers (Analyst) & Cole Cubelic (Sideline)

SCORING SUMMARY

	1st	2nd	3rd	4th	Final
Tennessee	3	10	0	0	13
Arkansas	0	0	24	0	24

QTR. TEAM SCORING PLAY

1st	UT	Cimaglia,B. 50 yd field goal, 12-42 5:35
2nd	UT	Gray,E. 1 yd run (Cimaglia,B. kick), 16-81 8:29
	UT	Cimaglia,B. 48 yd field goal, 8-49 3:53
3rd	AR	Mike Woods 1 yd pass from Feleipe Franks (AJ Reed kick), 17-75 5:14
	AR	Blake Kern 6 yd pass from Feleipe Franks (AJ Reed kick), 3-67 1:00
	AR	Treyton Burks 59 yd pass from Feleipe Franks (AJ Reed kick), 2-81 0:29
	AR	AJ Reed 48 yd field goal, 7-49 3:04

TEAM STATISTICS

	TENNESSEE	ARKANSAS
FIRST DOWNS	19	21
RUSHES-YARDS (NET)	50-185	45-198
PASSING YDS (NET)	107	215
Passes Att-Comp-Int.	21-11-2	25-18-0
TOTAL OFFENSE PLAYS-YARDS	71-292	70-413
Fumble Returns-Yards	0-0	0-0
Punt Returns-Yards	1-1	1-4
Kickoff Returns-Yards	0-0	1-26
Interception Returns-Yards	0-0	2-0
Punts (Number-Avg)	6-45.7	6-37.5
Fumbles-Lost	1-0	4-0
Penalties-Yards	3-30	2-20
Possession Time	32:59	27:01
Third-Down Conversions	5 of 15	9 of 17
Fourth-Down Conversions	0 of 1	0 of 0
Red-Zone Scores-Chances	1-2	2-3
Sacks By: Number-Yards	4-28	2-3



SAFETY JALEN CATALON was all over the place in the win over Tennessee with 12 tackles, a forced fumble and his second interception of the season.

TENNESSEE

RUSHING	Att.	Gain	Lost	Net	TD	Long	Avg.
Gray,E.	31	128	5	123	1	11	4.0
Guarantano,J.	5	33	2	31	0	20	6.2
Small,J.	8	20	2	18	0	7	2.2
Bailey,H.	2	7	0	7	0	5	3.5
Jones Jr.,V.	1	3	0	3	0	3	3.0
Maurer,B.	2	4	1	3	0	4	1.5
Chandler,T.	1	0	0	0	0	0	0.0

PASSING	Comp.	Att.	Yds	TD	Int	Long	Sack
Bailey,H.	6	9	65	0	2	24	0
Guarantano,J.	5	8	42	0	0	18	1
Maurer,B.	0	4	0	0	0	0	1

RECEIVING	No.	Yds	TD	Long
Gray,E.	3	27	0	9
Palmer,J.	2	28	0	18
Small,J.	2	14	0	9
Hyatt,J.	2	7	0	7
Johnson,B.	1	24	0	24
Keyton,R.	1	7	0	7

PUNTING	No.	Yds	Avg.	Long	I20	50+	TB
Brooks,P.	6	274	45.7	54	1	3	0

FIELD GOALS	Made	Att.	Long	Kicks
Cimaglia,B.	2	2	50	50,48

ARKANSAS

RUSHING	Att.	Gain	Lost	Net	TD	Long	Avg.
Trelon Smith	9	72	0	72	0	23	8.0
Rakeem Boyd	19	69	4	65	0	7	3.4
DeVion Warren	2	41	0	41	0	22	20.5
Feleipe Franks	14	50	32	18	0	24	1.3
Treyton Burks	1	2	0	2	0	2	2.0

PASSING	Comp.	Att.	Yds	TD	Int	Long	Sack
Feleipe Franks	18	24	215	3	0	59	4
DeVion Warren	0	1	0	0	0	0	0

RECEIVING	No.	Yds	TD	Long
Treyton Burks	5	95	1	59
Mike Woods	3	64	1	56
Blake Kern	3	40	1	24
Hudson Henry	3	16	0	9
Trelon Smith	2	-7	0	3
DeVion Warren	1	8	0	8
Rakeem Boyd	1	-1	0	0

PUNTING	No.	Yds	Avg.	Long	I20	50+	TB
Reid Bauer	4	170	42.5	51	1	1	1
Sam Loy	2	55	27.5	30	1	0	0

FIELD GOALS	Made	Att.	Long	Kicks
AJ Reed	1	2	48	21x,48

Arkansas (3-4, 3-4) 35
 #6/5 Florida (5-1, 5-1) 63

November 14, 2020 | Gainesville, Fla.
 Ben Hill Griffin Stadium | Time: 6 p.m. | Attendance: 16,116
 TV: ESPN > Bob Wischusen (PBP), Dan Orlovsky (Analyst) & Allison Williams (Sideline)

SCORING SUMMARY

	1st	2nd	3rd	4th	Final
Arkansas	7	7	7	14	35
Florida	7	28	7	21	63

QTR. TEAM SCORING PLAY

1st	UF	Grimes,T. 9 yd pass from Trask,K. (McPherson,E. kick), 14-75 7:24
	AR	Mike Woods 47 yd pass from Feleipe Franks (AJ Reed kick), 5-75 1:33
2nd	UF	Grimes,T. 23 yd pass from Trask,K. (McPherson,E. kick), 9-49 4:53
	UF	Shorter,J. 21 yd pass from Trask,K. (McPherson,E. kick), 4-74 1:11
	AR	Trelon Smith 83 yd run (AJ Reed kick), 1-83 0:11
	UF	Copeland,J. 33 yd pass from Trask,K. (McPherson,E. kick), 5-65 2:22
	UF	Zipperer,K. 5 yd pass from Trask,K. (McPherson,E. kick), 7-53 2:40
3rd	AR	Rakeem Boyd 12 yd run (AJ Reed kick), 9-75 3:00
	UF	Jones,E. 1 yd run (McPherson,E. kick), 8-83 4:06
4th	UF	Zipperer,K. 11 yd pass from Trask,K. (McPherson,E. kick), 8-76 2:31
	UF	Carter,Z. 35 yd fumble recovery (McPherson,E. kick)
	AR	Mike Woods 82 yd pass from Feleipe Franks (AJ Reed kick), 1-82 0:17
	UF	Henderson,X. 9 yd pass from Jones,E. (Howard,C. kick), 12-75 6:10
	AR	KJ Jefferson 12 yd run (AJ Reed kick), 4-23 1:25

TEAM STATISTICS

	ARKANSAS	FLORIDA
FIRST DOWNS	18	36
RUSHES-YARDS (NET)	32-208	45-208
PASSING YDS (NET)	250	385
Passes Att-Comp-Int.	19-15-0	38-27-1
TOTAL OFFENSE PLAYS-YARDS	51-458	83-593
Fumble Returns-Yards	0-0	1-35
Punt Returns-Yards	0-0	1-0
Kickoff Returns-Yards	5-96	0-0
Interception Returns-Yards	1-9	0-0
Punts (Number-Avg)	5-43.4	1-42.0
Fumbles-Lost	1-1	0-0
Penalties-Yards	9-79	3-35
Possession Time	21:12	38:48
Third-Down Conversions	3 of 9	9 of 12
Fourth-Down Conversions	0 of 1	1 of 2
Red-Zone Scores-Chances	2-2	6-7
Sacks By: Number-Yards	1-10	4-22



RB TRELON SMITH turned in the first 100-yard game of his career with 118 yards on just eight carries, thanks to a career-best 83-yard TD run for the first rushing score of his career.

ARKANSAS

RUSHING	Att.	Gain	Lost	Net	TD	Long	Avg.
Trelon Smith	8	118	0	118	1	83	14.8
Rakeem Boyd	12	62	6	56	1	13	4.7
Feleipe Franks	6	28	16	12	0	14	2.0
TJ Hammonds	1	9	0	9	0	9	9.0
KJ Jefferson	3	14	6	8	1	12	2.7
Treyton Burks	2	6	1	5	0	6	2.5

PASSING	Comp.	Att.	Yds	TD	Int	Long	Sack
Feleipe Franks	15	19	250	2	0	82	3
KJ Jefferson	0	0	0	0	0	0	1

RECEIVING	No.	Yds	TD	Long
Blake Kern	4	31	0	13
Treyton Burks	3	47	0	25
Mike Woods	2	129	2	82
DeVion Warren	2	17	0	12
Rakeem Boyd	2	10	0	15
Trelon Smith	1	8	0	8
Tyson Morris	1	8	0	8

PUNTING	No.	Yds	Avg.	Long	I20	50+	TB
Reid Bauer	5	217	43.4	51	2	1	0

FIELD GOALS	Made	Att.	Long	Kicks
-------------	------	------	------	-------

FLORIDA

RUSHING	Att.	Gain	Lost	Net	TD	Long	Avg.
Pierce,D.	12	69	0	69	0	10	5.8
Wright,N.	9	50	0	50	0	14	5.6
Jones,E.	6	37	0	37	1	11	6.2
Davis,M.	8	40	3	37	0	11	4.6
Trask,K.	7	18	10	8	0	5	1.1
Lingard,L.	1	4	0	4	0	4	4.0
Richardson,A.	1	4	0	4	0	4	4.0
Toney,K.	1	0	1	-1	0	0	-1.0

PASSING	Comp.	Att.	Yds	TD	Int	Long	Sack
Trask,K.	23	29	356	6	0	43	1
Jones,E.	4	7	29	1	0	12	0
Toney,K.	0	1	0	0	0	0	0
Richardson,A.	0	1	0	0	1	0	0

RECEIVING	No.	Yds	TD	Long
Toney,K.	7	57	0	21
Grimes,T.	6	109	2	30
Henderson,X.	3	62	1	43
Zipperer,K.	3	47	2	31
Wells, R.	2	24	0	12
Wright,N.	2	7	0	6
Copeland,J.	1	33	1	33
Shorter,J.	1	21	1	21
Whittemore,T.	1	13	0	13
Davis,M.	1	12	0	12

PUNTING	No.	Yds	Avg.	Long	I20	50+	TB
Finn,J.	1	42	42.0	42	0	0	0

FIELD GOALS	Made	Att.	Long	Kicks
-------------	------	------	------	-------

LSU (3-3, 3-3)	27
Arkansas (3-5, 3-5)	24

SCORING SUMMARY

	1st	2nd	3rd	4th	Final
LSU	3	17	0	7	27
Arkansas	7	7	7	3	24

QTR. TEAM SCORING PLAY

1st	LSU	Cade York 49 yd field goal, 8-51 2:16, LSU 3 - AR 0
	AR	Treyton Burks 65 yd pass from Feleipe Franks (AJ Reed kick), 4-92 1:05
2nd	LSU	Racey McMath 30 yd pass from TJ Finley (Cade York kick), 10-75 4:46
	LSU	Ty Davis-Price 1 yd run (Cade York kick), 1-1 0:03
	AR	Feleipe Franks 10 yd run (AJ Reed kick), 3-75 0:37
	LSU	Cade York 24 yd field goal, 14-69 3:44
3rd	AR	Trelon Smith 1 yd run (AJ Reed kick), 6-95 1:30
4th	AR	AJ Reed 22 yd field goal, 7-88 2:24
	LSU	Jarar Jenkins 13 yd pass from TJ Finley (Cade York kick), 10-67 3:31

TEAM STATISTICS

	LSU	ARKANSAS
FIRST DOWNS	24	14
RUSHES-YARDS (NET)	49-148	27-104
PASSING YDS (NET)	271	339
Passes Att-Comp-Int	42-27-0	26-17-1
TOTAL OFFENSE PLAYS-YARDS	91-419	53-443
Fumble Returns-Yards	0-0	0-0
Punt Returns-Yards	4-8	0-0
Kickoff Returns-Yards	0-0	0-0
Interception Returns-Yards	1-36	0-0
Punts (Number-Avg)	7-48.9	7-47.4
Fumbles-Lost	5-1	0-0
Penalties-Yards	9-70	5-42
Possession Time	41:43	18:17
Third-Down Conversions	12 of 23	0 of 10
Fourth-Down Conversions	2 of 2	1 of 1
Red-Zone Scores-Chances	3-3	3-3
Sacks By: Number-Yards	2-12	1-5



WR MIKE WOODS caught four passes for a career-high 140 yards against LSU for his second straight 100-yard game. In his last two games he has 269 yards on six catches.

November 21, 2020 | Fayetteville, Ark.

Donald W. Reynolds Razorback Stadium | Time: 11 a.m. | Attendance: 16,500

TV: SECN > Taylor Zarzour (PBP), Matt Stinchcomb (Analyst) & Tera Talmadge (Sideline)

LSU

RUSHING	Att.	Gain	Lost	Net	TD	Long	Avg.
Ty Davis-Price	24	104	0	104	1	22	4.3
John Emery	12	38	5	33	0	7	2.8
TJ Finley	8	23	8	15	0	8	1.9
Chris Curry	3	2	1	1	0	1	0.3
TEAM	2	0	5	-5	0	0	-2.5

PASSING	Comp.	Att.	Yds	TD	Int	Long	Sack
TJ Finley	27	42	271	2	0	30	1

RECEIVING	No.	Yds	TD	Long
T. Marshall	7	57	0	20
Arik Gilbert	5	55	0	16
Racey McMath	3	48	1	30
Jarar Jenkins	3	43	1	18
Kayshon Boutte	3	31	0	15
John Emery	3	7	0	7
Ty Davis-Price	2	11	0	9
Jontre Kirklin	1	19	0	19

PUNTING	No.	Yds	Avg.	Long	I20	50+	TB
Z. Von Rosenberg	7	342	48.9	61	5	4	0

FIELD GOALS	Made	Att.	Long	Kicks
Cade York	2	2	49	49,24

ARKANSAS

RUSHING	Att.	Gain	Lost	Net	TD	Long	Avg.
Feleipe Franks	14	57	14	43	1	13	3.1
TJ Hammonds	1	29	0	29	0	29	29.0
Trelon Smith	11	28	0	28	1	7	2.5
Treyton Burks	1	4	0	4	0	4	4.0

PASSING	Comp.	Att.	Yds	TD	Int	Long	Sack
Feleipe Franks	17	26	339	1	1	65	2

RECEIVING	No.	Yds	TD	Long
Treyton Burks	5	90	1	65
Mike Woods	4	140	0	50
Trelon Smith	2	19	0	12
Blake Kern	2	17	0	13
TJ Hammonds	1	51	0	51
Tyson Morris	1	12	0	12
Trey Knox	1	9	0	9
Hudson Henry	1	1	0	1

PUNTING	No.	Yds	Avg.	Long	I20	50+	TB
Reid Bauer	7	332	47.4	58	1	2	0

FIELD GOALS	Made	Att.	Long	Kicks
A.J. Reed	1	2	22	22,44x

GAME 9: MISSOURI

TEAM STATISTICS

Team Statistics	AR	OPP
SCORING	206	247
Points Per Game	25.8	30.9
Points Off Turnovers	41	28
FIRST DOWNS	160	194
Rushing	61	82
Passing	85	101
Penalty	14	11
RUSHING YARDAGE	1141	1432
Yards gained rushing	1368	1594
Yards lost rushing	227	162
Rushing Attempts	301	340
Average Per Rush	3.8	4.2
Average Per Game	142.6	179.0
TDs Rushing	7	10
PASSING YARDAGE	2020	1989
Comp-Att-Int	156-233-5	195-301-13
Average Per Pass	8.7	6.6
Average Per Catch	12.9	10.2
Average Per Game	252.5	248.6
TDs Passing	17	18
TOTAL OFFENSE	3161	3421
Total Plays	534	641
Average Per Play	5.9	5.3
Average Per Game	395.1	427.6
KICK RETURNS: #-Yards	7-132	11-303
PUNT RETURNS: #-Yards	2-3	20-152
INT RETURNS: #-Yards	13-190	5-104
KICK RETURN AVERAGE	18.9	27.5
PUNT RETURN AVERAGE	1.5	7.6
INT RETURN AVERAGE	14.6	20.8
FUMBLES-LOST	11-4	12-4
PENALTIES-Yards	45-326	53-455
Average Per Game	40.8	56.9
PUNTS-Yards	51-2160	38-1695
Average Per Punt	42.4	44.6
Net punt average	37.4	44.0
KICKOFFS-Yards	42-2685	46-2931
Average Per Kick	63.9	63.7
Net kick average	40.6	41.3
TIME OF POSSESSION/Game	24:57	35:03
3RD-DOWN Conversions	35/107	55/129
3rd-Down Pct	33%	43%
4TH-DOWN Conversions	4/8	14/23
4th-Down Pct	50%	61%
SACKS BY-Yards	13-90	25-130
MISC YARDS	0	0
TOUCHDOWNS SCORED	27	31
FIELD GOALS-ATTEMPTS	7-11	9-10
ON-SIDE KICKS	0-1	0-0
RED-ZONE SCORES	(23-26) 88%	(25-34) 74%
RED-ZONE TOUCHDOWNS	(17-26) 65%	(22-34) 65%
PAT-ATTEMPTS	(23-24) 96%	(30-30) 100%
ATTENDANCE	66000	74284
Games/Avg Per Game	4/16500	4/18571
Neutral Site Games		0/0

Score by Quarters	1st	2nd	3rd	4th	OT	Total
Arkansas	42	53	57	54	0	206
Opponents	44	84	57	62	0	247

GAME-BY-GAME LEADERS

Opponent	Rushes	Rush Yards	Catches	Receiving Yards	Tackles	Tackles-For-Loss	Sacks
Georgia	11, Rakeem Boyd	38, Trelon Smith	7, Treyton Burks	102, Treyton Burks	13, Grant Morgan	1.5, Gerald, Williams	1.5, Dorian Gerald
at Mississippi State	14, Trelon Smith	48, Trelon Smith	5, Trelon Smith	100, De'Vion Warren	20, Bumper Pool	1.0, Brown, Gregory	1.0, Eric Gregory
at Auburn	21, Trelon Smith	81, Trelon Smith	6, Mike Woods	95, De'Vion Warren	14, Jalen Catalon	1.0, Three Tied	1.0, Marshall, Henry
Ole Miss	15, Trelon Smith	54, Trelon Smith	11, Treyton Burks	137, Treyton Burks	19, Grant Morgan	3.0, Grant Morgan	1.0, Morgan, Coates
at Texas A&M	18, Rakeem Boyd	100, Rakeem Boyd	7, Treyton Burks	117, Treyton Burks	14, Bumper Pool	3.0, Bumper Pool	--
Tennessee	9, Trelon Smith	72, Trelon Smith	5, Treyton Burks	95, Treyton Burks	14, Bumper Pool	1.5, Bumper Pool	1.0, Foucha, Kelly
at Florida	12, Rakeem Boyd	118, Trelon Smith	4, Blake Kern	129, Mike Woods	15, Grant Morgan	1.5, Jonathan Marshall	1.0, Eric Gregory
LSU	14, Feleipe Franks	43, Feleipe Franks	5, Treyton Burks	140, Mike Woods	19, Grant Morgan	1.5, Morgan, Catalon	1.0, Grant Morgan
at Missouri							
Alabama							

GAME 9: MISSOURI

ARKANSAS OFFENSE GAME-BY-GAME STATISTICS

		Rushing				Receiving				Passing				Kick Returns				Punt Returns				tot		
Date	Opponent	no.	yds	td	lg	no.	yds	td	lg	cmp	att	int	yds	td	lg	no.	yds	td	lg	no.	yds	td	lg	off
Sep 26	UGA	28	77	0	19	20	203	1	49	20-39-3	203	1	49	1	10	0	10	0	0	0	0	0	0	280
Oct 03	at Mississippi State	37	63	0	11	20	212	2	52	20-28-0	212	2	52	0	0	0	0	1	-1	0	0	0	0	275
Oct 10	at Auburn	42	119	0	15	22	318	4	44	22-30-0	318	4	44	0	0	0	0	0	0	0	0	0	0	437
Oct 17	OLE MISS	48	150	1	18	21	244	1	55	21-34-1	244	1	55	0	0	0	0	0	0	0	0	0	0	394
Oct 31	at Texas A&M	42	222	1	28	23	239	3	36	23-32-0	239	3	36	0	0	0	0	0	0	0	0	0	0	461
Nov 07	TENNESSEE	45	198	0	24	18	215	3	59	18-25-0	215	3	59	1	26	0	26	1	4	0	4	4	4	413
Nov 14	at Florida	32	208	3	83	15	250	2	82	15-19-0	250	2	82	5	96	0	32	0	0	0	0	0	0	458
Nov 21	LSU	27	104	2	29	17	339	1	65	17-26-1	339	1	65	0	0	0	0	0	0	0	0	0	0	443
Arkansas		301	1141	7	83	156	2020	17	82	156-233-5	2020	17	82	7	132	0	32	2	3	0	4	3	4	3161
		340	1432	10	47	195	1989	18	43	195-301-13	1989	18	43	11	303	0	48	20	152	1	23	3	4	3421

Games: 8 • Avg/rush: 3.8 • Avg/catch: 12.9 • Pass effic: 159.56 • KR avg: 18.9 • PR avg: 1.5 • All purpose avg/game: 435.8 • Total offense avg/gm: 395.1

ARKANSAS DEFENSE GAME-BY-GAME STATISTICS

		Tackles				Sacks	Fumble		Pass Defense			blkd	PAT Attempts			off		
Date	Opponent	ua	a	total	tfl-yds	no-yds	ff	fr-yds	int-yds	qbh	brup	kick	kick	rush	rcv	saf	t/o	pts
Sep 26	UGA	43	38	81	4.0-33	3.0-31	1	1-7	1-0	4	6	0	1-1	0	0	0	3	10
Oct 03	at Mississippi State	43	52	95	3.0-16	1.0-11	0	1-0	3-95	1	4	0	3-3	0	0	0	7	21
Oct 10	at Auburn	45	32	77	4.0-18	3.0-16	0	0-0	0-0	0	4	0	1-2	0	0	0	0	28
Oct 17	OLE MISS	40	60	100	11.0-31	2.0-14	0	1-0	6-86	1	3	0	3-3	0	0	0	24	33
Oct 31	at Texas A&M	36	30	66	6.0-10	0.0-0	0	0-0	0-0	0	2	0	4-4	0	0	0	0	31
Nov 07	TENNESSEE	28	54	82	6.0-10	2.0-3	1	0-0	2-0	2	4	0	3-3	0	0	0	0	24
Nov 14	at Florida	36	54	90	4.0-18	1.0-10	0	0-0	1-9	4	3	0	5-5	0	0	0	7	35
Nov 21	LSU	40	62	102	6.0-18	1.0-5	3	1-0	0-0	4	5	0	3-3	0	0	0	0	24
Arkansas		311	382	693	44.0-154	13.0-90	5	4-7	13-190	16	31	0	23-24	0	0	0	41	206
		305	218	523	54.0-201	25.0-130	6	4-35	5-104	26	21	3	30-30	1	0	1	28	247

ARKANSAS SPECIAL TEAMS GAME-BY-GAME STATISTICS

		Punting										Field Goals			Kickoffs				
Date	Opponent	no.	yds	avg	long	blkd	tb	fc	50+	i20	md-att	long	blkd	no.	yds	avg	tb	ob	
Sep 26	UGA	9	378	42.0	57	1	1	2	3	0	1-1	25	0	4	268	67.0	2	0	
Oct 03	at Mississippi State	8	338	42.2	48	0	1	3	0	4	0-0	0	0	4	258	64.5	2	0	
Oct 10	at Auburn	6	212	35.3	51	1	0	2	1	1	1-1	23	0	6	379	63.2	0	2	
Oct 17	OLE MISS	7	328	46.9	62	0	2	3	3	2	2-2	32	0	7	423	60.4	4	1	
Oct 31	at Texas A&M	3	130	43.3	51	0	0	0	1	1	1-3	34	0	5	319	63.8	4	0	
Nov 07	TENNESSEE	6	225	37.5	51	0	1	3	1	2	1-2	48	0	5	325	65.0	5	0	
Nov 14	at Florida	5	217	43.4	51	0	0	2	1	2	0-0	0	0	6	388	64.7	5	1	
Nov 21	LSU	7	332	47.4	58	0	0	2	2	1	1-2	22	1	5	325	65.0	5	0	
Arkansas		51	2160	42.4	62	2	5	17	12	13	7-11	48	1	42	2685	63.9	27	4	
		38	1695	44.6	63	0	1	14	12	17	9-10	50	0	46	2931	63.7	36	2	

ARKANSAS RED ZONE GAME-BY-GAME STATISTICS

				Times	Times	Total		Rush	Pass	FGs	Failed to score inside RZ					
Date	Opponent		Score	In RZ	Scored	Pts	TDs	TDs	TDs	Made	FGA	Down	Int	Fumb	Half	Game
Sep 26, 2020	UGA	L	10-37	1	1	3	0	0	0	1	0	0	0	0	0	0
Oct 03, 2020	at Mississippi State	W	21-14	3	2	14	2	0	2	0	0	0	0	1	0	0
Oct 10, 2020	at Auburn	L	28-30	4	4	21	3	0	3	1	0	0	0	0	0	0
Oct 17, 2020	OLE MISS	W	33-21	5	4	19	2	1	1	2	0	0	0	0	1	0
Oct 31, 2020	at Texas A&M	L	31-42	5	5	31	4	1	3	1	0	0	0	0	0	0
Nov 07, 2020	TENNESSEE	W	24-13	3	2	14	2	0	2	0	1	0	0	0	0	0
Nov 14, 2020	at Florida	L	35-63	2	2	14	2	2	0	0	0	0	0	0	0	0
Nov 21, 2020	LSU	L	24-27	3	3	17	2	2	0	1	0	0	0	0	0	0
Totals				26	23	133	17	6	11	6	1	0	0	1	1	0
23 of 26 (88.5%)																

GAME 9: MISSOURI

OPPONENT OFFENSE GAME-BY-GAME STATISTICS

Date	Opponent	Rushing				Receiving				Passing				Kick Returns				Punt Returns				tot off
		no.	yds	td	lg	no.	yds	td	lg	cmp-att-int	yds	td	lg	no.	yds	td	lg	no.	yds	td	lg	
Sep 26	UGA	42	121	1	20	28	266	2	26	28-47-1	266	2	26	2	91	0	48	3	57	0	23	387
Oct 03	at Mississippi State	24	87	1	10	43	313	1	34	43-60-3	313	1	34	2	49	0	26	3	21	0	20	400
Oct 10	at Auburn	41	259	1	41	18	187	1	32	18-29-0	187	1	32	4	106	0	35	4	34	1	12	446
Oct 17	OLE MISS	53	242	1	47	20	200	2	34	20-38-6	200	2	34	2	37	0	20	1	8	0	8	442
Oct 31	at Texas A&M	36	182	3	30	21	260	3	35	21-26-0	260	3	35	1	20	0	20	3	23	0	11	442
Nov 07	TENNESSEE	50	185	1	20	11	107	0	24	11-21-2	107	0	24	0	0	0	0	1	1	0	1	292
Nov 14	at Florida	45	208	1	14	27	385	7	43	27-38-1	385	7	43	0	0	0	0	1	0	0	0	593
Nov 21	LSU	49	148	1	22	27	271	2	30	27-42-0	271	2	30	0	0	0	0	4	8	0	9	419
Opponents		340	1432	10	47	195	1989	18	43	195-301-13	1989	18	43	11	303	0	48	20	152	1	23	3421
		301	1141	7	83	156	2020	17	82	156-233-5	2020	17	82	7	132	0	32	2	3	0	4	3161

Games: 8 • Avg/rush: 4.2 • Avg/catch: 10.2 • Pass effic: 131.39 • KR avg: 27.5 • PR avg: 7.6 • All purpose avg/game: 497.5 • Total offense avg/gm: 427.6

OPPONENT DEFENSE GAME-BY-GAME STATISTICS

Date	Opponent	Tackles				Sacks	Fumble		Pass Defense			blkd kick	PAT Attempts			off	
		ua	a	total	tfl-yds		ff	fr-yds	int-yds	qbh	brup		kick	rush	rcv	saf	t/o
Sep 26	UGA	36	20	56	5.0-33	2.0-16	1	0-0	3-68	3	5	1	3-3	1	0	1	14
Oct 03	at Mississippi State	34	38	72	7.0-18	3.0-13	1	2-0	0-0	5	0	0	2-2	0	0	0	0
Oct 10	at Auburn	47	20	67	7.0-20	3.0-10	0	0-0	0-0	3	4	1	3-3	0	0	0	0
Oct 17	OLE MISS	46	38	84	8.0-21	3.0-11	1	1-0	1-0	4	3	0	3-3	0	0	0	0
Oct 31	at Texas A&M	41	30	71	7.0-26	4.0-18	0	0-0	0-0	2	4	0	6-6	0	0	0	0
Nov 07	TENNESSEE	41	30	71	9.0-36	4.0-28	2	0-0	0-0	5	1	0	1-1	0	0	0	0
Nov 14	at Florida	27	36	63	8.0-34	4.0-22	1	1-35	0-0	3	1	0	9-9	0	0	0	7
Nov 21	LSU	33	6	39	3.0-13	2.0-12	0	0-0	1-36	1	3	1	3-3	0	0	0	7
Opponents		305	218	523	54.0-201	25.0-130	6	4-35	5-104	26	21	3	30-30	1	0	1	28
		311	382	693	44.0-154	13.0-90	5	4-7	13-190	16	31	0	23-24	0	0	0	41

OPPONENT SPECIAL TEAMS GAME-BY-GAME STATISTICS

Date	Opponent	Punting										Field Goals			Kickoffs				
		no.	yds	avg	long	blkd	tb	fc	50+	i20		md-att	long	blkd	no.	yds	avg	tb	ob
Sep 26	UGA	7	349	49.9	63	0	1	3	4	5		2-2	38	0	6	384	64.0	5	0
Oct 03	at Mississippi State	5	213	42.6	51	0	0	1	1	1		0-0	0	0	3	195	65.0	3	0
Oct 10	at Auburn	5	187	37.4	48	0	0	2	0	3		3-4	47	0	7	447	63.9	5	2
Oct 17	OLE MISS	3	122	40.7	48	0	0	2	0	1		0-0	0	0	4	229	57.2	3	0
Oct 31	at Texas A&M	4	166	41.5	43	0	0	3	0	1		0-0	0	0	7	455	65.0	7	0
Nov 07	TENNESSEE	6	274	45.7	54	0	0	0	3	1		2-2	50	0	4	260	65.0	3	0
Nov 14	at Florida	1	42	42.0	42	0	0	1	0	0		0-0	0	0	10	636	63.6	5	0
Nov 21	LSU	7	342	48.9	61	0	0	2	4	5		2-2	49	0	5	325	65.0	5	0
Opponents		38	1695	44.6	63	0	1	14	12	17		9-10	50	0	46	2931	63.7	36	2
		51	2160	42.4	62	2	5	17	12	13		7-11	48	1	42	2685	63.9	27	4

OPPONENT RED ZONE GAME-BY-GAME STATISTICS

Date	Opponent	Score	Times			Rush			FGs	Failed to score inside RZ					
			In RZ	Times Scored	Total Pts	TDs	TDs	TDs		FGA	Down	Int	Fumb	Half	Game
Sep 26, 2020	UGA	L 10-37	4	3	22	3	1	2	0	0	0	1	0	0	0
Oct 03, 2020	at Mississippi State	W 21-14	4	2	14	2	1	1	0	0	2	0	0	0	0
Oct 10, 2020	at Auburn	L 28-30	5	4	20	2	1	1	2	1	0	0	0	0	0
Oct 17, 2020	OLE MISS	W 33-21	5	2	14	2	1	1	0	0	1	1	1	0	0
Oct 31, 2020	at Texas A&M	L 31-42	4	4	28	4	2	2	0	0	0	0	0	0	0
Nov 07, 2020	TENNESSEE	W 24-13	2	1	7	1	1	0	0	0	0	1	0	0	0
Nov 14, 2020	at Florida	L 35-63	7	6	42	6	1	5	0	0	1	0	0	0	0
Nov 21, 2020	LSU	L 24-27	3	3	17	2	1	1	1	0	0	0	0	0	0
Totals			34	25	164	22	9	13	3	1	4	3	1	0	0
			25 of 34 (73.5%)												

GAME 9: MISSOURI

TEAM COMPARISON GAME-BY-GAME STATISTICS

Opponent	Score	First Downs				Rushing Number-Yards	Passing		Total Offense Plays-Yards	Return Yards	Turn- Overs
		Total	Rush	Pass	Pen		Comp-Att-Int	Yards			
UGA	10 - 37	15 / 19	4 / 8	8 / 10	3 / 1	28-77 / 42-121	20-39-3 / 28-47-1	203 / 266	67-280 / 89-387	17 / 216	3 / 2
Mississippi State	21 - 14	17 / 24	6 / 5	10 / 19	1 / 0	37-63 / 24-87	20-28-0 / 43-60-3	212 / 313	65-275 / 84-400	94 / 70	2 / 4
Auburn	28 - 30	22 / 24	5 / 14	15 / 10	2 / 0	42-119 / 41-259	22-30-0 / 18-29-0	318 / 187	72-437 / 70-446	0 / 140	0 / 0
OLE MISS	33 - 21	24 / 23	10 / 13	13 / 10	1 / 0	48-150 / 53-242	21-34-1 / 20-38-6	244 / 200	82-394 / 91-442	86 / 45	2 / 7
Texas A&M	31 - 42	29 / 25	12 / 9	13 / 12	4 / 4	42-222 / 36-182	23-32-0 / 21-26-0	239 / 260	74-461 / 62-442	0 / 43	0 / 0
TENNESSEE	24 - 13	21 / 19	13 / 11	7 / 6	1 / 2	45-198 / 50-185	18-25-0 / 11-21-2	215 / 107	70-413 / 71-292	30 / 1	0 / 2
Florida	35 - 63	18 / 36	9 / 15	8 / 18	1 / 3	32-208 / 45-208	15-19-0 / 27-38-1	250 / 385	51-458 / 83-593	105 / 35	1 / 1
LSU	24 - 27	14 / 24	2 / 7	11 / 16	1 / 1	27-104 / 49-148	17-26-1 / 27-42-0	339 / 271	53-443 / 91-419	0 / 44	1 / 1
Totals	206 - 247	160 / 194	61 / 82	85 / 101	14 / 11	301-1141 / 340-1432	156-233-5 / 195-301-13	2020 / 1989	534-3161 / 641-3421	332 / 594	9 / 17

Opponent	3rd Down Conversions	4th Down Conversions	Time of Possession	TOP Margin	Avg Yds/Rush	Avg Yds/Pass	Avg Yds/Play	Punting Number-Avg	Penalties Number-Yards	Sacks
UGA	3-14 / 6-20	0-1 / 2-3	24:14 / 35:46	-11:32	2.8 / 2.9	5.2 / 5.7	4.2 / 4.3	9-42.0 / 7-49.9	10-53 / 12-108	3 / 2
Mississippi State	5-14 / 6-17	0-1 / 4-6	23:40 / 36:20	-12:40	1.7 / 3.6	7.6 / 5.2	4.2 / 4.8	8-42.2 / 5-42.6	5-40 / 4-25	1 / 3
Auburn	6-15 / 6-15	1-1 / 0-0	27:42 / 32:18	-4:36	2.8 / 6.3	10.6 / 6.4	6.1 / 6.4	6-35.3 / 5-37.4	6-26 / 7-52	3 / 3
OLE MISS	6-17 / 4-16	1-1 / 5-9	30:29 / 29:31	0:58	3.1 / 4.6	7.2 / 5.3	4.8 / 4.9	7-46.9 / 3-40.7	3-15 / 6-35	2 / 3
Texas A&M	3-11 / 7-11	1-2 / 0-0	27:01 / 32:59	-5:58	5.3 / 5.1	7.5 / 10.0	6.2 / 7.1	3-43.3 / 4-41.5	5-51 / 9-100	0 / 4
TENNESSEE	9-17 / 5-15	0-0 / 0-1	27:01 / 32:59	-5:58	4.4 / 3.7	8.6 / 5.1	5.9 / 4.1	6-37.5 / 6-45.7	2-20 / 3-30	2 / 4
Florida	3-9 / 9-12	0-1 / 1-2	21:12 / 38:48	-17:36	6.5 / 4.6	13.2 / 10.1	9.0 / 7.1	5-43.4 / 1-42.0	9-79 / 3-35	1 / 4
LSU	0-10 / 12-23	1-1 / 2-2	18:17 / 41:43	-23:26	3.9 / 3.0	13.0 / 6.5	8.4 / 4.6	7-47.4 / 7-48.9	5-42 / 9-70	1 / 2
Totals	35-107 / 55-129	4-8 / 14-23	199:36 / 280:24	-80:48	3.8 / 4.2	8.7 / 6.6	5.9 / 5.3	51-42.4 / 38-44.6	45-326 / 53-455	13 / 25

Note: Game totals are displayed in the format TEAM/OPPONENT for each category

ARKANSAS INDIVIDUAL STATISTICS

Rushing	gp	att	gain	loss	net	avg	td	lg	avg/g
Trelon Smith	8	89	484	15	469	5.3	2	83	58.6
Rakeem Boyd	7	82	325	16	309	3.8	3	16	44.1
Feleipe Franks	8	92	359	130	229	2.5	1	28	28.6
Treyton Burks	7	12	62	1	61	5.1	0	18	8.7
DeVion Warren	7	4	44	9	35	8.8	0	22	5.0
KJ Jefferson	3	9	42	18	24	2.7	1	19	8.0
TJ Hammonds	6	3	38	14	24	8.0	0	29	4.0
AMontae Spivey	5	4	13	2	11	2.8	0	5	2.2
Malik Hornsby	1	2	1	2	-1	-0.5	0	1	-1.0
TEAM	4	4	0	20	-20	-5.0	0	0	-5.0
Total	8	301	1368	227	1141	3.8	7	83	142.6
Opponents	8	340	1594	162	1432	4.2	10	47	179.0

Passing	gp	effic	comp-att-int	pct	yds	td	lg	avg/g
Feleipe Franks	8	163.39	155-228-4	68.0	2017	17	82	252.1
Treyton Burks	7	-100.00	0-2-1	0.0	0	0	0	0.0
KJ Jefferson	3	62.60	1-2-0	50.0	3	0	3	1.0
DeVion Warren	7	0.00	0-1-0	0.0	0	0	0	0.0
Total	8	159.56	156-233-5	67.0	2020	17	82	252.5
Opponents	8	131.39	195-301-13	64.8	1989	18	43	248.6

Receiving	gp	no.	yds	avg	td	lg	avg/g
Treyton Burks	7	39	598	15.3	6	65	85.4
Mike Woods	8	27	553	20.5	4	82	69.1
Trelon Smith	8	20	134	6.7	1	25	16.8
Blake Kern	8	17	180	10.6	1	35	22.5
Hudson Henry	6	16	92	5.8	1	13	15.3
DeVion Warren	7	15	278	18.5	3	52	39.7
Rakeem Boyd	7	10	33	3.3	0	15	4.7
Tyson Morris	8	6	59	9.8	1	17	7.4
Trey Knox	8	5	42	8.4	0	12	5.2
TJ Hammonds	6	1	51	51.0	0	51	8.5
Total	8	156	2020	12.9	17	82	252.5
Opponents	8	195	1989	10.2	18	43	248.6

GAME-BY-GAME OFFENSIVE LINE SNAPS

Player	Total	UGA	MSU	AUB	MISS	TAMU	TENN	FLA	LSU	MIZZ	ALA
Myron Cunningham	472	72	66	77	84	78	71	52	56		
Ricky Stromberg	457	72	66	77	84	63	71	52	56		
Brady Latham	435	67	66	77	84	65	64	45	46		
Beaux Limmer	230	69	66	20	30	55	20	-	-		
Dalton Wagner	267	12	-	76	0	-	71	52	56		
Noah Gatlin	205	60	66	1	84	78	-	-	-		
Ty Clary	254	-	-	57	54	38	51	52	56		
Luke Jones	42	5	0	0	0	13	7	7	10		
Shane Clenin	3	3	-	-	0	-	-	0	0		
Marcus Henderson	3	1	2	0	0	-	-	-	-		

GAME 9: MISSOURI

ARKANSAS INDIVIDUAL STATISTICS

Scoring	td	fg	PAT				dxp	saf	pts
			kick	rush	rcv	pass			
AJ Reed	-	7-11	23-23	-	-	-	-	-	44
Treylon Burks	6	-	-	-	-	-	-	-	36
Mike Woods	4	-	-	-	-	-	-	-	24
Rakeem Boyd	3	-	-	-	-	-	-	-	18
Trelon Smith	3	-	-	-	-	-	-	-	18
DeVion Warren	3	-	-	-	-	-	-	-	18
Hudson Henry	1	-	-	-	-	-	-	-	6
Blake Kern	1	-	-	-	-	-	-	-	6
Feleipe Franks	1	-	-	0-1	-	0-2	-	-	6
KJ Jefferson	1	-	-	-	-	-	-	-	6
Jalen Catalon	1	-	-	-	-	-	-	-	6
Greg Brooks Jr	1	-	-	-	-	-	-	-	6
Tyson Morris	1	-	-	-	-	-	-	-	6
Grant Morgan	1	-	-	-	-	-	-	-	6
TEAM	-	-	0-1	-	-	-	-	-	0
Total	27	7-11	23-24	0-1	-	0-2	-	-	206
Opponents	31	9-10	30-30	1-1	-	-	-	1	247

Total Offense	g	plays	rush	pass	total	avg/g
Feleipe Franks	8	320	229	2017	2246	280.8
Trelon Smith	8	89	469	0	469	58.6
Rakeem Boyd	7	82	309	0	309	44.1
Treylon Burks	7	14	61	0	61	8.7
DeVion Warren	7	5	35	0	35	5.0
KJ Jefferson	3	11	24	3	27	9.0
TJ Hammonds	6	3	24	0	24	4.0
AMontae Spivey	5	4	11	0	11	2.2
Malik Hornsby	1	2	-1	0	-1	-1.0
TEAM	4	4	-20	0	-20	-5.0
Total	8	534	1141	2020	3161	395.1
Opponents	8	641	1432	1989	3421	427.6

Field Goals	fg	pct.	01-19	20-29	30-39	40-49	50-99	lg	blk
AJ Reed	7-11	63.6	0-0	4-5	2-2	1-4	0-0	48	1

FG Sequence	Arkansas	Opponents
UGA	(25)	(38),(38)
Mississippi State	-	-
Auburn	(23)	(47),(25),34,(39)
Ole Miss	(23),(32)	-
Texas A&M	48,49,(34)	-
Tennessee	21,(48)	(50),(48)
Florida	-	-
LSU	(22),44	(49),(24)

Numbers in (parentheses) indicate field goal was made.

Punting	no.	yds	avg	lg	tb	fc	i20	50+	blk
Reid Bauer	28	1248	44.6	62	3	10	8	8	0
George Caratan	16	727	45.4	57	2	4	4	4	2
Sam Loy	5	176	35.2	44	0	3	1	0	0
TEAM	2	9	4.5	9	0	0	0	0	0
Total	51	2160	42.4	62	5	17	13	12	2
Opponents	38	1695	44.6	63	1	14	17	12	0

Kickoffs	no.	yds	avg	tb	ob	retn	net	ydIn
Vito Calvaruso	38	2451	64.5	27	3			
AJ Reed	4	234	58.5	0	1			
Total	42	2685	63.9	27	4	27.5	40.6	24
Opponents	46	2931	63.7	36	2	18.9	41.3	23

ARKANSAS INDIVIDUAL STATISTICS

All Purpose	g	rush	rcv	pr	kr	ir	total	avg/g
Treyton Burks	7	61	598	4	0	0	663	94.7
Trelon Smith	8	469	134	0	0	0	603	75.4
Mike Woods	8	0	553	0	0	0	553	69.1
DeVion Warren	7	35	278	0	120	0	433	61.9
Rakeem Boyd	7	309	33	0	0	0	342	48.9
Feleipe Franks	8	229	0	0	0	0	229	28.6
Blake Kern	8	0	180	0	0	0	180	22.5
Hudson Henry	6	0	92	0	0	0	92	15.3
Greg Brooks Jr	8	0	0	0	0	79	79	9.9
TJ Hammonds	6	24	51	0	0	0	75	12.5
Tyson Morris	8	0	59	0	0	0	59	7.4
Jalen Catalon	8	0	0	0	0	44	44	5.5
Trey Knox	8	0	42	0	0	0	42	5.2
Joe Foucha	8	0	0	0	0	26	26	3.2
KJ Jefferson	3	24	0	0	0	0	24	8.0
Grant Morgan	8	0	0	0	0	23	23	2.9
Hudson Clark	7	0	0	0	0	18	18	2.6
Nathan Parodi	6	0	0	-1	12	0	11	1.8
AMontae Spivey	5	11	0	0	0	0	11	2.2
Malik Hornsby	1	-1	0	0	0	0	-1	-1.0
TEAM	4	-20	0	0	0	0	-20	-5.0
Total	8	1141	2020	3	132	190	3486	435.8
Opponents	8	1432	1989	152	303	104	3980	497.5

Punt Returns	no.	yds	avg	td	lg
Treyton Burks	1	4	4.0	0	4
Nathan Parodi	1	-1	-1.0	0	0
Total	2	3	1.5	0	4
Opponents	20	152	7.6	1	23

Interceptions	no.	yds	avg	td	lg
Hudson Clark	3	18	6.0	0	18
Jalen Catalon	3	44	14.7	1	35
Joe Foucha	2	26	13.0	0	26
Greg Brooks Jr	2	79	39.5	1	69
Grant Morgan	1	23	23.0	1	23
Eric Gregory	1	0	0.0	0	0
Montaric Brown	1	0	0.0	0	0
Total	13	190	14.6	3	69
Opponents	5	104	20.8	1	38

Kick Returns	no.	yds	avg	td	lg
DeVion Warren	6	120	20.0	0	32
Nathan Parodi	1	12	12.0	0	12
Total	7	132	18.9	0	32
Opponents	11	303	27.5	0	48

Fumble Returns	no.	yds	avg	td	lg
Myles Slusher	1	7	7.0	0	7
Total	1	7	7.0	0	7
Opponents	1	35	35.0	1	35

ARKANSAS DEFENSIVE STATISTICS

#	Defensive Leaders	gp	Tackles				Sacks no-yds	Pass defense			Fumbles		blkd	
			ua	a	tot	tfl/yds		int-yds	brup	qbh	rcv-yds	ff	kick	saf
31	Grant Morgan	8	35	69	104	6.5-20	2.0-9	1-23	5	2
1	Jalen Catalon	8	45	41	86	2.0-7	.	3-44	4	.	1-0	2	.	.
10	Bumper Pool	7	31	51	82	5.5-10	0.5-3	.	5	1
7	Joe Foucha	8	13	36	49	2.0-3	1.0-1	2-26	1	.	.	1	.	.
1H	Hudson Clark	7	24	13	37	.	.	3-18	3
9	Greg Brooks Jr	8	17	17	34	3.0-7	.	2-79	1	2
42	J. Marshall	8	18	12	30	6.5-21	1.0-7	.	1	4
18	Myles Mason	6	7	16	23	0.5-0
50	Eric Gregory	7	10	12	22	3.0-22	2.5-21	1-0	.	1
56	Zach Williams	7	8	13	21	1.5-9	1.0-8	.	.	1
27	Hayden Henry	8	11	9	20	3.0-11	1.0-8	.	1
21	Montaric Brown	6	14	6	20	2.0-7	.	1-0	3	.	.	1	.	.
15	Simeon Blair	7	7	10	17	.	.	.	2
0J	Jerry Jacobs	4	17	.	17	1.0-1
1C	Julius Coates	6	8	7	15	2.0-11	1.0-10	.	.	1
2	Myles Slusher	5	9	6	15	1.0-1	2-7	1	.	.
93	Isaiah Nichols	7	3	12	15	0.5-1	0.5-1	.	1
91	Taurean Carter	6	3	7	10	.	.	.	1
24	L. Bishop	8	3	6	9	.	.	.	2
0	Khari Johnson	7	3	5	8	.	.	.	1
28	Andrew Parker	7	3	5	8
90	Marcus Miller	2	2	4	6
97	Xavier Kelly	7	1	5	6	1.0-2	1.0-2	.	.	2
3T	Nick Turner	7	1	5	6
11	Mataio Soli	7	1	4	5	0.5-0	.	.	.	1
5G	Dorian Gerald	4	3	2	5	1.5-20	1.5-20	.	.	1
1	DeVion Warren	7	1	2	3
37	Eric Thomas Jr	5	2	1	3	1.0-1
46	Nathan Bax	7	2	1	3
45	Jackson Woodard	3	.	2	2
9C	Vito Calvaruso	8	2	.	2
70	Luke Jones	8	1	.	1
62	Brady Latham	8	1	.	1
7K	Trey Knox	8	1	.	1
87	Blake Kern	8	.	1	1
22	Trelon Smith	8	1	.	1
8	Mike Woods	8	1	.	1
89	Blayne Toll	6	.	1	1
48	Jordan Silver	8	.	1	1
33	Karch Gardiner	1	1	.	1
4	Malik Chavis	5	1	.	1
32	Deon Edwards	3	1-0	.	.	.
Total		8	311	382	693	44-154	13-90	13-190	31	16	4-7	5	.	.
Opponents		8	305	218	523	54-201	25-130	5-104	21	26	4-35	6	3	1

GAME 9: MISSOURI

ARKANSAS INDIVIDUAL GAME HIGHS

Rushes	21	Trelon Smith at Auburn (Oct 10, 2020)
Yards Rushing	118	Trelon Smith at Florida (Nov 14, 2020)
TD Rushes	1	Rakeem Boyd vs Ole Miss (Oct 17, 2020)
	1	Rakeem Boyd at Texas A&M (Oct 31, 2020)
	1	Rakeem Boyd at Florida (Nov 14, 2020)
	1	Trelon Smith at Florida (Nov 14, 2020)
	1	KJ Jefferson at Florida (Nov 14, 2020)
	1	Feleipe Franks vs LSU (Nov 21, 2020)
	1	Trelon Smith vs LSU (Nov 21, 2020)
Long Rush	83	Trelon Smith at Florida (Nov 14, 2020)
Pass attempts	36	Feleipe Franks vs UGA (Sep 26, 2020)
Pass completions	23	Feleipe Franks at Texas A&M (Oct 31, 2020)
Yards Passing	339	Feleipe Franks vs LSU (Nov 21, 2020)
TD Passes	4	Feleipe Franks at Auburn (Oct 10, 2020)
Long Pass	82	Feleipe Franks at Florida (Nov 14, 2020)
Receptions	11	Treyton Burks vs Ole Miss (Oct 17, 2020)
Yards Receiving	140	Mike Woods vs LSU (Nov 21, 2020)
TD Receptions	2	DeVion Warren at Auburn (Oct 10, 2020)
	2	Treyton Burks at Texas A&M (Oct 31, 2020)
	2	Mike Woods at Florida (Nov 14, 2020)
Long Reception	82	Mike Woods at Florida (Nov 14, 2020)
Field Goals	2	AJ Reed vs Ole Miss (Oct 17, 2020)
Long Field Goal	48	AJ Reed vs Tennessee (Nov 07, 2020)
Punts	7	George Caratan at Mississippi State (Oct 03, 2020)
	7	Reid Bauer vs Ole Miss (Oct 17, 2020)
	7	Reid Bauer vs LSU (Nov 21, 2020)
Punting Avg	49.6	George Caratan vs UGA (Sep 26, 2020)
Long Punt	62	Reid Bauer vs Ole Miss (Oct 17, 2020)
Punts inside 20	3	George Caratan at Mississippi State (Oct 03, 2020)
Long Punt Return	4	Treyton Burks vs Tennessee (Nov 07, 2020)
Long Kickoff Return	32	DeVion Warren at Florida (Nov 14, 2020)
Tackles	20	Bumper Pool at Mississippi State (Oct 03, 2020)
Sacks	1.5	Dorian Gerald vs UGA (Sep 26, 2020)
Tackles For Loss	3.0	Grant Morgan vs Ole Miss (Oct 17, 2020)
	3.0	Bumper Pool at Texas A&M (Oct 31, 2020)
Interceptions	3	Hudson Clark vs Ole Miss (Oct 17, 2020)

ARKANSAS TEAM GAME HIGHS

Rushes	48	vs Ole Miss (Oct 17, 2020)
Yards Rushing	222	at Texas A&M (Oct 31, 2020)
Yards Per Rush	6.5	at Florida (Nov 14, 2020)
TD Rushes	3	at Florida (Nov 14, 2020)
Pass attempts	39	vs UGA (Sep 26, 2020)
Pass completions	23	at Texas A&M (Oct 31, 2020)
Yards Passing	339	vs LSU (Nov 21, 2020)
Yards Per Pass	13.2	at Florida (Nov 14, 2020)
TD Passes	4	at Auburn (Oct 10, 2020)
Total Plays	82	vs Ole Miss (Oct 17, 2020)
Total Offense	461	at Texas A&M (Oct 31, 2020)
Yards Per Play	9.0	at Florida (Nov 14, 2020)
Points	35	at Florida (Nov 14, 2020)
Sacks By	3	vs UGA (Sep 26, 2020)
	3	at Auburn (Oct 10, 2020)
First Downs	29	at Texas A&M (Oct 31, 2020)
Penalties	10	vs UGA (Sep 26, 2020)
Penalty Yards	79	at Florida (Nov 14, 2020)
Turnovers	3	vs UGA (Sep 26, 2020)
Interceptions By	6	vs Ole Miss (Oct 17, 2020)
Punts	9	vs UGA (Sep 26, 2020)
Punting Avg	47.4	vs LSU (Nov 21, 2020)
Long Punt	62	vs Ole Miss (Oct 17, 2020)
Punts inside 20	4	at Mississippi State (Oct 03, 2020)
Long Punt Return	4	vs Tennessee (Nov 07, 2020)

GAME 9: MISSOURI

OPPONENT INDIVIDUAL GAME HIGHS

Rushes	31	Gray,E., vs Tennessee (Nov 07, 2020)
Yards Rushing	146	Tank Bigsby, at Auburn (Oct 10, 2020)
TD Rushes	1	Zamir White, vs UGA (Sep 26, 2020)
	1	Dillon Johnson, at Mississippi State (Oct 03, 2020)
	1	Bo Nix, at Auburn (Oct 10, 2020)
	1	Jerrion Ealy, vs Ole Miss (Oct 17, 2020)
	1	Ainias Smith, at Texas A&M (Oct 31, 2020)
	1	Isaiah Spiller, at Texas A&M (Oct 31, 2020)
	1	Devon Achane, at Texas A&M (Oct 31, 2020)
	1	Gray,E., vs Tennessee (Nov 07, 2020)
	1	Jones,E., at Florida (Nov 14,2020)
	1	Ty Davis-Price, vs LSU (Nov 21, 2020)
Long Rush	47	MoMo Sanogo, vs Ole Miss (Oct 17, 2020)
Pass attempts	59	K.J. Costello, at Mississippi State (Oct 03, 2020)
Pass completions	43	K.J. Costello, at Mississippi State (Oct 03, 2020)
Yards Passing	356	Trask,K., at Florida (Nov 14,2020)
TD Passes	6	Trask,K., at Florida (Nov 14,2020)
Long Pass	43	Trask,K., at Florida (Nov 14,2020)
Receptions	11	Elijah Moore, vs Ole Miss (Oct 17, 2020)
Yards Receiving	113	Elijah Moore, vs Ole Miss (Oct 17, 2020)
TD Receptions	2	J Wydermyer, at Texas A&M (Oct 31, 2020)
	2	Grimes,T., at Florida (Nov 14,2020)
	2	Zipperer,K., at Florida (Nov 14,2020)
Long Reception	43	Henderson,X., at Florida (Nov 14,2020)
Field Goals	3	Anders Carlson, at Auburn (Oct 10, 2020)
Long Field Goal	50	Cimaglia,B., vs Tennessee (Nov 07, 2020)
Punts	7	Jake Camarda, vs UGA (Sep 26, 2020)
	7	Z.Von Rosenberg, vs LSU (Nov 21, 2020)
Punting Avg	49.9	Jake Camarda, vs UGA (Sep 26, 2020)
Long Punt	63	Jake Camarda, vs UGA (Sep 26, 2020)
Punts inside 20	5	Jake Camarda, vs UGA (Sep 26, 2020)
	5	Z.Von Rosenberg, vs LSU (Nov 21, 2020)
Long Punt Return	23	T. Stevenson, vs UGA (Sep 26, 2020)
Long Kickoff Return	48	Kenny McIntosh, vs UGA (Sep 26, 2020)
Tackles	13	Erroll Thompson, at Mississippi State (Oct 03, 2020)
	13	Zakoby McClain, at Auburn (Oct 10, 2020)
	13	Ryder Anderson, vs Ole Miss (Oct 17, 2020)
Sacks	2.0	Bennett,K., vs Tennessee (Nov 07, 2020)
	2.0	Andre Anthony, vs LSU (Nov 21, 2020)
Tackles For Loss	2.5	Diabate,M., at Florida (Nov 14,2020)
Interceptions	2	R. LeCounte, vs UGA (Sep 26, 2020)

OPPONENT TEAM GAME HIGHS

Rushes	53	vs Ole Miss (Oct 17, 2020)
Yards Rushing	259	at Auburn (Oct 10, 2020)
Yards Per Rush	6.3	at Auburn (Oct 10, 2020)
TD Rushes	3	at Texas A&M (Oct 31, 2020)
Pass attempts	60	at Mississippi State (Oct 03, 2020)
Pass completions	43	at Mississippi State (Oct 03, 2020)
Yards Passing	385	at Florida (Nov 14,2020)
Yards Per Pass	10.1	at Florida (Nov 14,2020)
TD Passes	7	at Florida (Nov 14,2020)
Total Plays	91	vs Ole Miss (Oct 17, 2020)
	91	vs LSU (Nov 21, 2020)
Total Offense	593	at Florida (Nov 14,2020)
Yards Per Play	7.1	at Florida (Nov 14,2020)
Points	63	at Florida (Nov 14,2020)
Sacks By	4	at Texas A&M (Oct 31, 2020)
	4	vs Tennessee (Nov 07, 2020)
	4	at Florida (Nov 14,2020)
First Downs	36	at Florida (Nov 14,2020)
Penalties	12	vs UGA (Sep 26, 2020)
Penalty Yards	108	vs UGA (Sep 26, 2020)
Turnovers	7	vs Ole Miss (Oct 17, 2020)
Interceptions By	3	vs UGA (Sep 26, 2020)
Punts	7	vs UGA (Sep 26, 2020)
	7	vs LSU (Nov 21, 2020)
Punting Avg	49.9	vs UGA (Sep 26, 2020)
Long Punt	63	vs UGA (Sep 26, 2020)
Punts inside 20	5	vs UGA (Sep 26, 2020)
	5	vs LSU (Nov 21, 2020)
Long Punt Return	23	vs UGA (Sep 26, 2020)

GAME 9: MISSOURI

ARKANSAS 3RD-DOWN CONVERSIONS

Date	Opponent	Score	Overall	1st Qtr	2nd Qtr	3rd Qtr	4th Qtr	Overtime
Sep 26, 2020	UGA	L 10-37	3-14 21.4	1-4 25.0	1-4 25.0	1-3 33.3	0-3 0.0	
Oct 03, 2020	at Mississippi State	W 21-14	5-14 35.7	0-1 0.0	3-6 50.0	1-2 50.0	1-5 20.0	
Oct 10, 2020	at Auburn	L 28-30	6-15 40.0	0-4 0.0	2-4 50.0	2-2 100.0	2-5 40.0	
Oct 17, 2020	OLE MISS	W 33-21	6-17 35.3	1-4 25.0	3-8 37.5	0-1 0.0	2-4 50.0	
Oct 31, 2020	at Texas A&M	L 31-42	3-11 27.3	2-3 66.7	0-3 0.0	0-2 0.0	1-3 33.3	
Nov 07, 2020	TENNESSEE	W 24-13	9-17 52.9	0-1 0.0	3-6 50.0	6-7 85.7	0-3 0.0	
Nov 14, 2020	at Florida	L 35-63	3-9 33.3	1-2 50.0	0-2 0.0	1-3 33.3	1-2 50.0	
Nov 21, 2020	LSU	L 24-27	0-10 0.0	0-3 0.0	0-2 0.0	0-1 0.0	0-4 0.0	
Arkansas			35-107 32.7	5-22 22.7	12-35 34.3	11-21 52.4	7-29 24.1	0-0 0.0
Opponents			55-129 42.6	13-35 37.1	13-31 41.9	16-30 53.3	13-33 39.4	0-0 0.0

ARKANSAS 4TH-DOWN CONVERSIONS

Date	Opponent	Score	Overall	1st Qtr	2nd Qtr	3rd Qtr	4th Qtr	Overtime
Sep 26, 2020	UGA	L 10-37	0-1 0.0	0-0 0.0	0-0 0.0	0-0 0.0	0-1 0.0	
Oct 03, 2020	at Mississippi State	W 21-14	0-1 0.0	0-0 0.0	0-1 0.0	0-0 0.0	0-0 0.0	
Oct 10, 2020	at Auburn	L 28-30	1-1 100.0	0-0 0.0	0-0 0.0	0-0 0.0	1-1 100.0	
Oct 17, 2020	OLE MISS	W 33-21	1-1 100.0	1-1 100.0	0-0 0.0	0-0 0.0	0-0 0.0	
Oct 31, 2020	at Texas A&M	L 31-42	1-2 50.0	0-0 0.0	1-1 100.0	0-0 0.0	0-1 0.0	
Nov 07, 2020	TENNESSEE	W 24-13	0-0 0.0	0-0 0.0	0-0 0.0	0-0 0.0	0-0 0.0	
Nov 14, 2020	at Florida	L 35-63	0-1 0.0	0-0 0.0	0-1 0.0	0-0 0.0	0-0 0.0	
Nov 21, 2020	LSU	L 24-27	1-1 100.0	0-0 0.0	0-0 0.0	0-0 0.0	1-1 100.0	
Arkansas			4-8 50.0	1-1 100.0	1-3 33.3	0-0 0.0	2-4 50.0	0-0 0.0
Opponents			14-23 60.9	4-6 66.7	4-6 66.7	4-5 80.0	2-6 33.3	0-0 0.0

ARKANSAS TIME OF POSSESSION

Date	Opponent	Score	Overall	1st Qtr	2nd Qtr	3rd Qtr	4th Qtr	Overtime
Sep 26, 2020	UGA	L 10-37	24:14	6:08	5:48	7:11	5:07	
Oct 03, 2020	at Mississippi State	W 21-14	23:40	1:03	9:43	5:26	7:28	
Oct 10, 2020	at Auburn	L 28-30	27:42	7:04	6:25	5:30	8:43	
Oct 17, 2020	OLE MISS	W 33-21	30:29	7:56	9:26	5:05	8:02	
Oct 31, 2020	at Texas A&M	L 31-42	27:01	6:24	6:19	7:24	6:54	
Nov 07, 2020	TENNESSEE	W 24-13	27:01	2:21	7:43	9:47	7:10	
Nov 14, 2020	at Florida	L 35-63	21:12	4:32	3:54	7:21	5:25	
Nov 21, 2020	LSU	L 24-27	18:17	3:49	4:19	3:26	6:43	
Arkansas			Total	39:17	53:37	51:10	55:32	0:00
			Avg.	4:54	6:42	6:23	6:56	0:00
Opponents			Total	80:43	66:23	68:50	64:28	0:00
			Avg.	10:05	8:17	8:36	8:03	0:00

GAME 9: MISSOURI

ARKANSAS PASSING GAME-BY-GAME STATISTICS

#13 Feleipe Franks	Comp	Att	Int	Pct	Yards	TD	Long	Sacked	Effic
UGA	19	36	2	52.8	200	1	49	1-5	97.50
Mississippi State	20	28	0	71.4	212	2	52	3-13	158.60
Auburn	22	30	0	73.3	318	4	44	3-10	206.37
Ole Miss	21	34	1	61.8	244	1	55	3-11	125.87
Texas A&M	23	31	0	74.2	239	3	36	4-18	170.89
Tennessee	18	24	0	75.0	215	3	59	4-28	191.50
Florida	15	19	0	78.9	250	2	82	3-16	224.21
LSU	17	26	1	65.4	339	1	65	2-12	179.91
TOTALS	155	228	4	68.0	2017	17	82	23-113	163.39

#1K KJ Jefferson	Comp	Att	Int	Pct	Yards	TD	Long	Sacked	Effic
UGA	1	2	0	50.0	3	0	3	1-11	62.60
TOTALS	1	2	0	50.0	3	0	3	2-17	62.60

#1W DeVion Warren	Comp	Att	Int	Pct	Yards	TD	Long	Sacked	Effic
Tennessee	0	1	0	0.0	0	0	0	0-0	0.00
TOTALS	0	1	0	0.0	0	0	0	0-0	0.00

#16 Treyton Burks	Comp	Att	Int	Pct	Yards	TD	Long	Sacked	Effic
UGA	0	1	1	0.0	0	0	0	0-0	-200.00
Texas A&M	0	1	0	0.0	0	0	0	0-0	0.00
TOTALS	0	2	1	0.0	0	0	0	0-0	-100.00

ARKANSAS RUSHING/RECEIVING GAME-BY-GAME STATISTICS

RUSHING	No-Yds/TD	UGA	MS	AU	OM	TAMU	UT	UF	LSU
Trelon Smith RB	89-469/2	6-38/0	14-48/0	21-81/0	15-54/0	5-30/0	9-72/0	8-118/1	11-28/1
Rakeem Boyd RB	82-309/3	11-21/0	8-28/0	-	14-39/1	18-100/1	19-65/0	12-56/1	DNP
Feleipe Franks QB	92-229/1	5-13/0	8-8/0	15-28/0	14-16/0	16-91/0	14-18/0	6-12/0	14-43/1
Treyton Burks WR	12-61/0	1-3/0	-	DNP	4-46/0	3-1/0	1-2/0	2-5/0	1-4/0
DeVion Warren WR	4-35/0	-	2-6/0	-	-	-	2-41/0	-	DNP
KJ Jefferson QB	9-24/1	4-16/0	2-0/0	DNP	DNP	DNP	DNP	3-8/1	DNP
TJ Hammonds WR	3-24/0	1-14/0	-	-	DNP	DNP	-	1-9/0	1-29/0
AMontae Spivey RB	4-11/0	-	DNP	4-11/0	-	-	DNP	-	DNP
Malik Hornsby QB	2--1/0	DNP	DNP	2--1/0	DNP	DNP	DNP	DNP	DNP
TEAM	4-20/0	-	3-15/0	-	1-5/0	DNP	DNP	DNP	DNP

RECEIVING	No-Yds/TD	UGA	MS	AU	OM	TAMU	UT	UF	LSU
Treyton Burks WR	39-598/6	7-102/1	1-10/0	DNP	11-137/1	7-117/2	5-95/1	3-47/0	5-90/1
Mike Woods WR	27-553/4	3-40/0	3-29/0	6-81/1	2-35/0	4-35/0	3-64/1	2-129/2	4-140/0
DeVion Warren WR	15-278/3	1-28/0	4-100/1	5-95/2	1-8/0	1-22/0	1-8/0	2-17/0	DNP
Blake Kern TE	17-180/1	1-9/0	-	4-59/0	1-3/0	2-21/0	3-40/1	4-31/0	2-17/0
Trelon Smith RB	20-134/1	3-13/0	5-22/0	6-78/1	-	1-1/0	2-7/0	1-8/0	2-19/0
Hudson Henry TE	16-92/1	-	4-20/1	DNP	2-22/0	6-33/0	3-16/0	DNP	1-1/0
Tyson Morris WR	6-59/1	-	-	1-6/0	2-32/0	1-1/1	-	1-8/0	1-12/0
TJ Hammonds WR	1-51/0	-	-	-	DNP	DNP	-	-	1-51/0
Trey Knox WR	5-42/0	1-3/0	3-31/0	0--1/0	-	-	-	-	1-9/0
Rakeem Boyd RB	10-33/0	4-8/0	-	-	2-7/0	1-9/0	1-1/0	2-10/0	DNP

ARKANSAS RETURNS GAME-BY-GAME STATISTICS

PUNT RETURNS	No-Yds	UGA	MS	AU	OM	TAMU	UT	UF	LSU
Treyton Burks	1-4	-	-	DNP	-	-	1-4	-	-
Nathan Parodi	1--1	DNP	1--1	-	DNP	-	-	-	-

KICK RETURNS	No-Yds	UGA	MS	AU	OM	TAMU	UT	UF	LSU
DeVion Warren	6-120	1-10	-	-	-	-	1-26	4-84	DNP
Nathan Parodi	1-12	DNP	-	-	DNP	-	-	1-12	-

INT. RETURNS	No-Yds	UGA	MS	AU	OM	TAMU	UT	UF	LSU
Jalen Catalon	3-44	-	-	-	1-35	-	1-0	1-9	-
Hudson Clark	3-18	DNP	-	-	3-18	-	-	-	-
Greg Brooks Jr	2-79	-	1-69	-	1-10	-	-	-	-
Joe Foucha	2-26	-	2-26	-	-	-	-	-	-
Montaric Brown	1-0	1-0	-	DNP	DNP	-	-	-	-
Grant Morgan	1-23	-	-	-	1-23	-	-	-	-
Eric Gregory	1-0	-	-	-	-	-	1-0	-	DNP

FUMBLE RETURNS	No-Yds	UGA	MS	AU	OM	TAMU	UT	UF	LSU
Myles Slusher	1-7	1-7	-	DNP	DNP	-	DNP	-	-

ARKANSAS TACKLES FOR LOSS GAME-BY-GAME STATISTICS

TACKLES FOR LOSS	UA-A	Total	UGA	MS	AU	OM	TAMU	UT	UF	LSU
Grant Morgan LB	4-5	6.5	-	0.5-1	-	3.0-10	1.5-3	-	-	1.5-6
J. Marshall DL	5-3	6.5	-	-	1.0-7	1.0-2	1.0-3	1.0-2	1.5-3	1.0-4
Bumper Pool LB	3-5	5.5	1.0-4	-	-	DNP	3.0-3	1.5-3	-	-
Eric Gregory DL	2-2	3.0	-	1.0-11	0.5-0	-	-	0.5-1	1.0-10	DNP
Greg Brooks Jr DB	2-2	3.0	-	-	1.0-2	1.5-4	0.5-1	-	-	-
Hayden Henry LB	3-0	3.0	-	-	1.0-8	2.0-3	-	-	-	-
Montaric Brown DB	2-0	2.0	-	1.0-3	DNP	DNP	-	-	1.0-4	-
Jalen Catalon DB	1-2	2.0	-	-	-	0.5-1	-	-	-	1.5-6
Julius Coates DL	2-0	2.0	-	DNP	-	1.0-10	-	1.0-1	-	DNP
Joe Foucha DB	1-2	2.0	-	0.5-1	-	-	-	1.0-1	0.5-1	-
Dorian Gerald DL	1-1	1.5	1.5-20	DNP	DNP	DNP	-	-	-	DNP
Zach Williams DL	1-1	1.5	1.5-9	-	-	-	-	-	-	DNP
Eric Thomas Jr LB	1-0	1.0	DNP	DNP	DNP	-	-	-	-	1.0-1
Jerry Jacobs DB	1-0	1.0	-	-	-	1.0-1	DNP	DNP	DNP	DNP
Xavier Kelly DL	1-0	1.0	-	-	-	-	-	1.0-2	-	DNP
Myles Slusher DB	1-0	1.0	-	-	DNP	DNP	-	DNP	-	1.0-1
Isaiah Nichols DL	0-1	0.5	-	-	0.5-1	-	-	-	-	DNP
Mataio Soli DL	0-1	0.5	DNP	-	-	0.5-0	-	-	-	-
Myles Mason DB	0-1	0.5	DNP	DNP	-	0.5-0	-	-	-	-

ARKANSAS SACKS GAME-BY-GAME STATISTICS

SACKS	UA-A	Total	UGA	MS	AU	OM	TAMU	UT	UF	LSU
Eric Gregory DL	2-1	2.5	-	1.0-11	0.5-0	-	-	-	1.0-10	DNP
Grant Morgan LB	2-0	2.0	-	-	-	1.0-4	-	-	-	1.0-5
Dorian Gerald DL	1-1	1.5	1.5-20	DNP	DNP	DNP	-	-	-	DNP
J. Marshall DL	1-0	1.0	-	-	1.0-7	-	-	-	-	-
Xavier Kelly DL	1-0	1.0	-	-	-	-	-	1.0-2	-	DNP
Joe Foucha DB	1-0	1.0	-	-	-	-	-	1.0-1	-	-
Julius Coates DL	1-0	1.0	-	DNP	-	1.0-10	-	-	-	DNP
Zach Williams DL	1-0	1.0	1.0-8	-	-	-	-	-	-	DNP
Hayden Henry LB	1-0	1.0	-	-	1.0-8	-	-	-	-	-
Bumper Pool LB	0-1	0.5	0.5-3	-	-	DNP	-	-	-	-
Isaiah Nichols DL	0-1	0.5	-	-	0.5-1	-	-	-	-	DNP

ARKANSAS TOTAL TACKLES GAME-BY-GAME STATISTICS

Total Tackles	UA-A	Total	UGA	MS	AU	OM	TAMU	UT	UF	LSU
Grant Morgan LB	35-69	104	4-9	4-11	0-5	5-14	3-3	5-7	7-8	7-12
Jalen Catalon DB	45-41	86	7-2	9-4	10-4	3-6	1-0	6-6	4-8	5-11
Bumper Pool LB	31-51	82	5-6	7-13	4-1	DNP	5-9	6-8	2-5	2-9
Joe Foucha DB	13-36	49	2-1	0-2	1-4	2-8	2-2	1-7	2-7	3-5
Hudson Clark DB	24-13	37	DNP	1-1	7-0	3-2	7-2	1-2	5-2	0-4
Greg Brooks Jr DB	17-17	34	1-1	3-2	4-0	4-3	2-3	1-2	1-2	1-4
J. Marshall DL	18-12	30	1-1	2-1	4-2	3-2	3-0	0-4	2-1	3-1
Myles Mason DB	7-16	23	DNP	DNP	-	2-7	1-0	-	1-3	3-6
Eric Gregory DL	10-12	22	0-3	1-2	4-2	1-0	-	2-3	2-2	DNP
Zach Williams DL	8-13	21	3-4	2-4	2-2	1-1	-	0-1	0-1	DNP
Montaric Brown DB	14-6	20	3-0	3-0	DNP	DNP	2-1	0-1	3-2	3-2
Hayden Henry LB	11-9	20	1-0	2-1	1-3	6-2	1-0	0-3	-	-
Simeon Blair DB	7-10	17	1-2	1-5	1-0	-	4-2	0-1	-	DNP
Jerry Jacobs DB	17-0	17	7-0	4-0	2-0	4-0	DNP	DNP	DNP	DNP
Isaiah Nichols DL	3-12	15	0-3	0-1	1-2	-	0-2	1-2	1-2	DNP
Myles Slusher DB	9-6	15	-	1-2	DNP	DNP	1-2	DNP	2-2	5-0
Julius Coates DL	8-7	15	1-0	DNP	1-0	2-2	1-0	3-3	0-2	DNP
Taurean Carter DL	3-7	10	0-2	DNP	-	DNP	1-0	0-3	1-0	1-2
L. Bishop DB	3-6	9	0-1	2-1	-	0-1	0-1	-	0-1	1-1
Khari Johnson DB	3-5	8	-	-	1-3	1-0	-	-	1-2	DNP
Andrew Parker LB	3-5	8	1-0	-	-	0-2	-	1-1	1-2	DNP
Nick Turner DB	1-5	6	-	DNP	1-2	0-2	-	-	0-1	-
Xavier Kelly DL	1-5	6	-	0-2	0-2	-	0-1	1-0	-	DNP
Marcus Miller DL	2-4	6	DNP	DNP	DNP	DNP	DNP	DNP	-	2-4
Mataio Soli DL	1-4	5	DNP	-	-	0-3	1-0	-	-	0-1
Dorian Gerald DL	3-2	5	2-2	DNP	DNP	DNP	1-0	-	-	DNP
Eric Thomas Jr LB	2-1	3	DNP	DNP	DNP	0-1	-	-	-	2-0
DeVion Warren	1-2	3	0-1	-	-	1-1	-	-	-	DNP
Nathan Bax	2-1	3	DNP	-	-	1-0	0-1	-	-	1-0
Jackson Woodard LB	0-2	2	DNP	DNP	DNP	0-1	-	DNP	0-1	DNP
Vito Calvaruso	2-0	2	2-0	-	-	-	-	-	-	-
Brady Latham	1-0	1	-	-	-	1-0	-	-	-	-
Luke Jones	1-0	1	-	-	1-0	-	-	-	-	-
Blake Kern	0-1	1	-	-	-	0-1	-	-	-	-
Trelon Smith	1-0	1	-	-	-	-	-	-	-	1-0
Malik Chavis DB	1-0	1	DNP	-	DNP	DNP	-	-	1-0	-
Karch Gardiner	1-0	1	DNP	1-0	DNP	DNP	DNP	DNP	DNP	DNP
Blayne Toll	0-1	1	DNP	-	-	0-1	-	-	-	DNP
Trey Knox	1-0	1	1-0	-	-	-	-	-	-	-
Jordan Silver	0-1	1	-	-	-	-	0-1	-	-	-
Mike Woods	1-0	1	1-0	-	-	-	-	-	-	-

ARKANSAS FUMBLES GAME-BY-GAME STATISTICS

FUMBLES	No-Lost	UGA	MS	AU	OM	TAMU	UT	UF	LSU
Feleipe Franks QB	4-1	-	-	-	1-1	1-0	2-0	-	-
TEAM	1-0	1-0	-	-	-	DNP	DNP	DNP	DNP
TJ Hammonds WR	1-0	1-0	-	-	DNP	DNP	-	-	-
KJ Jefferson QB	1-1	-	1-1	DNP	DNP	DNP	DNP	-	DNP
Blake Kern TE	1-0	-	-	-	-	-	1-0	-	-
Rakeem Boyd RB	1-1	-	-	-	-	-	-	1-1	DNP
Trelon Smith RB	1-0	-	-	-	-	-	1-0	-	-
DeVion Warren WR	1-1	-	1-1	-	-	-	-	-	DNP

FUMBLES FORCED	Number	UGA	MS	AU	OM	TAMU	UT	UF	LSU
Jalen Catalon	2	1	-	-	-	-	1	-	-
Joe Foucha	1	-	-	-	-	-	-	-	1
Myles Slusher	1	-	-	DNP	DNP	-	DNP	-	1
Montaric Brown	1	-	-	DNP	DNP	-	-	-	1

FUMBLES RECOVERED	Number	UGA	MS	AU	OM	TAMU	UT	UF	LSU
Myles Slusher	2	1	-	DNP	DNP	-	DNP	-	1
Jalen Catalon	1	-	-	-	1	-	-	-	-
Deon Edwards	1	DNP	1	-	DNP	DNP	-	DNP	DNP

WEEKLY MEDIA SCHEDULE: MISSOURI WEEK

29 ^{SUN}	30 ^{MON}	1 ^{TUES}	2 ^{WED}	3 ^{THURS}	4 ^{FRI}	5 ^{SAT}
No media availability	Press Conference Noon Coach Pittman via Zoom	Post Practice Media 6 p.m. Student-Athletes via Zoom	SEC Teleconference Coach Pittman 11 a.m.	Pre Practice Media 2 p.m. Coach Pittman via Zoom	No media availability	Game 9 at Missouri Kickoff - 11 a.m. TV - SEC Network Post Game Coach Pittman & Student-Athletes via Zoom

ARKANSAS COMMUNICATIONS



KYLE PARKINSON

Associate AD/Communications

Cell 479.387.4753

Email.....kparkin@uark.edu

Twitter.....@TheOtherKP



JACOB PAVILACK

Assistant Director/Communications

Cell479.463.0736

Email.....jlpavila@uark.edu

Twitter.....@JacobPavs

Office: 479-575-2751

Fax: 479-575-7481

Fayetteville Press Box: (479) 575-6622

Little Rock Press Box: (501) 663-0514

GAME CREDENTIAL REQUESTS

All requests for media and/or photo credentials must be made online at www.SportsSystems.com/Arkansas. Requests should be made at least two weeks in advance.

Credentials will not be mailed. They may be picked up beginning three hours prior to kickoff at the media will call station at the base of the elevator at both Donald W. Reynolds Razorback Stadium in Fayetteville and War Memorial Stadium in Little Rock. Photo identification is required when picking up credentials.

ARKANSAS FTP SITE

An FTP site is available for members of the media. For more information concerning the FTP site, contact Michelle Glover (migllover@uark.edu).

CollegePressBox.com

CollegePressBox.com is the official media website for SEC football. Access and download weekly game notes, quotes, statistics, media guides, headshots, logos, flip cards and more for each of the SEC's members. Login information will be distributed to accredited media or you can apply for a password by sending an email to password@collegepressbox.com.

SEC WEEKLY TELECONFERENCE

Head coach Sam Pittman will participate each week in the SEC teleconference of football coaches. The teleconferences will be conducted each Wednesday from Sept. 23 to Dec. 2 from 10 a.m. CT to 12:10 p.m. CT. For more information and the teleconference number, contact the SEC Media Relations Office at (205) 458-3000.

10:00 a.m.	Ed Orgeron, LSU
10:10 a.m.	Kirby Smart, Georgia
10:20 a.m.	Dan Mullen, Florida
10:30 a.m.	Derek Mason, Vanderbilt
10:40 a.m.	Nick Saban, Alabama
10:50 a.m.	Jeremy Pruitt, Tennessee
11:00 a.m.	Sam Pittman, Arkansas
11:10 a.m.	Elijah Drinkwitz, Missouri
11:20 a.m.	Lane Kiffin, Ole Miss
11:30 a.m.	Jimbo Fisher, Texas A&M
11:40 a.m.	Mark Stoops, Kentucky
11:50 a.m.	Mike Leach, Mississippi State
12:00 p.m.	Will Muschamp, South Carolina
12:10 p.m.	Gus Malzahn, Auburn

SAM PITTMAN LIVE

"Sam Pittman Live," Coach Pittman's weekly radio show presented by Lindsey and Westrock Coffee Company airs on Wednesday nights starting at 7 p.m. For the 11th straight year, the one-hour radio show will be broadcast live from the Catfish Hole. The show will be carried throughout the state of Arkansas on the Razorback Sports Network and locally in Fayetteville on 105.3 FM, 99.5, 92.1 FM and 1290 AM.

RAZORBACK FOOTBALL WITH SAM PITTMAN

"Razorback Football with Sam Pittman" is the official television coach's show of Razorback football. The one-hour show will air statewide and throughout the region on numerous television affiliates. A total of 12 shows will air throughout the season on the following stations: KATV (Sunday's at 10:30 p.m.), KFSM (Sunday at 10:30 p.m.) and KNXW (Sunday at 9:30 p.m.). The show will also be available regionally on Cox Sports Television on Wednesdays at 6 p.m. and Fox Sports Southwest on Tuesdays at 4 p.m.

RADIO AFFILIATES

Batesville.....	KWOZ-FM 103.3
Batesville.....	KBTA-AM 1340
Camden.....	KCXY-FM 95.3
Camden.....	KAMD-FM 97.1
Crossett.....	KAGH-AM 800
Crossett.....	KAGH-FM 104.9
De Queen.....	KDON-FM 92.1
DeWitt.....	KDEW-FM 97.3
El Dorado.....	KMRX-FM 96.1
Fayetteville.....	KAKS-FM 99.5
Fayetteville.....	KUOA-AM 1290
Fayetteville.....	KOSM-FM 92.1
Fayetteville.....	KUOA-FM 95.3
Fayetteville.....	KBVA-FM HD3 106.5
Forrest City.....	KBFC-FM 93.5
Fort Smith.....	KERX-FM 95.3
Glenwood.....	KHGZ-AM 670
Glenwood.....	KHGZ-FM 98.9
Hot Springs/Mena.....	KTTG-FM 96.3
Jonesboro.....	KEGI-FM 100.5
Little Rock.....	KABZ-FM 103.7
Magnolia.....	KZHE-FM 100.5
Marshall.....	KBCN-FM 104.3
Mena.....	KTTG-FM 96.3
Monett (Mo.).....	KKBL-FM 95.9
Monticello.....	KGPO-FM 99.9
Morrilton.....	KCON-FM 99.3
Mountain Home.....	KOMT-FM 107.5
Ozark.....	KDYN-FM 96.7
Ozark.....	KDYN-AM 1540
Ruston (La.).....	KWXM-FM 102.3
Searcy.....	KSMD-FM 99.1
Texarkana (Texas).....	KKTK-AM 1400
Wynne.....	KWYN-FM 92.5