



Thursday, December 31, 2020 • 7 p.m. • ESPN • NRG Stadium (72,220) • Houston, Texas

ESPN

Jason Benetti, Play-By-Play
Andre Ware, Analyst
Dawn Davenport, Reporter



RAZORBACK/IMG SPORTS NETWORK

Chuck Barrett, Play-By-Play
Quinn Grovey, Analyst
Geno Bell, Reporter

SIRIUS/XM RADIO

SIRIUS/XM Channel 80/190
Internet Channel 961

COACHING STAFF

ON THE FIELD (Year at Arkansas)

Sam Pittman - Head Coach (1st)
Scott Fountain - Asst. HC/Special Teams (1st)
Kendal Briles - Offensive Coordinator/QBs (1st)
Sam Carter - Cornerbacks (1st)
Brad Davis - Offensive Line (1st)
Derrick LeBlanc - Defensive Line (1st)
Rion Rhoades - Linebackers (1st)
Jimmy Smith - Running Backs (1st)
Justin Stepp - Wide Receivers (3rd)

IN THE BOOTH

Barry Odom - Assoc. HC/Def. Coordinator/Safeties (1st)
Jon Cooper - Tight Ends (1st)

FOUR DOWNS

5

>>>>>>

First-year head coach Sam Pittman is the fifth coach in school history to lead the team to a bowl in his first season and first since Houston Nutt in 1998 (Florida Citrus Bowl).

43

>>>>>>

Arkansas is making its 43rd all-time bowl appearance, the 17th most appearances in FBS history.

71

>>>>>>

Arkansas takes on TCU for the 71st time and just the third time since 1990. The Horned Frogs are the Hogs' fourth-most often played opponent behind Texas A&M, Texas and SMU.

111

>>>>>>

Redshirt senior LB Grant Morgan ranks second in FBS with 111 tackles. He has recrded four games of 15+ stops.



TCU
VS.
ARKANSAS



TCU HORNED FROGS (6-4, 5-4)

CFP/AP/Coaches Rank: NR/RV/NR

Head Coach: Gary Patterson (Kansas State, '83)

Career Record: 177-74 (20th season)

Record at TCU: Same

ARKANSAS RAZORBACKS (3-7, 3-7)

CFP/AP/Coaches Rank: NR/NR/NR

Head Coach: Sam Pittman (Pittsburg State (Kan.), '86)

Career Record: 3-7 (1st season)

Record at Arkansas: Same

THE RUNDOWN

• Arkansas battles TCU on Thursday, Dec. 31 at 7 p.m. in the Mercari Texas Bowl, the Razorbacks first bowl appearance since 2016. This is Arkansas' second appearance in the Texas Bowl, having beaten Texas, 31-7, on Dec. 29, 2014. The Hogs are 15-24-3 all-time in bowl games.

• Arkansas' 13 interceptions are tied for the SEC lead and ninth-most in FBS. The last time Arkansas had 13 interceptions as a team was in the 13-game 2009 season. The Razorbacks also have the nation's only freshman duo that has multiple interceptions this season in Hudson Clark (3) and Jalen Catalan (3). The Hogs' 17 takeaways rank 14th nationally.



• Redshirt freshman safety Jalen Catalan is a Jim Thorpe Award semifinalist, joining former Razorback legend Steve Atwater as the only Razorbacks to ever be named semifinalists for the award. He is the only player in the nation with 95+ tackles and three interceptions. His 99 tackles lead all FBS freshmen and he is the first SEC freshman since Tennessee's Eric Berry in 2007 with at least 86 stops and at least three picks.

• Redshirt junior RB Trelon Smith leads the team with 710 rushing yards (9th in SEC) and five touchdowns. He ran for a career-high 172 yards and three TDs against Missouri.

• Sophomore WR Treylon Burks ranks fourth in the SEC and 18th nationally with 820 receiving yards, the most by a Razorback receiver since 2015. Burks had 206 receiving yards at Missouri, the third-most in program history, on 10 catches.

• Redshirt senior LB Grant Morgan leads the SEC and is tied for the nation's lead making 12.3 tackles per game, which is the most among players appearing in at least seven games. His 111 total tackles in nine games are second-most in the FBS behind Troy's Carlton Martial (113 tackles, 11 games).

• Redshirt senior QB Feleipe Franks has completed 68.5% of his passes (163-for-238), and is on pace to break the school's single-season record set by Kevin Scanlon in 1979 (66.2%, 92-of-139). Franks brings the Hogs postseason experience, having won the 2018 Chick-fil-A Peach Bowl, 41-15, over Michigan when he was at Florida. He was named the game's Offensive MVP, throwing for 173 yards and a score with 74 rushing yards and a TD.

• Arkansas' 11 plays (both rushing and passing combined) of 50+ yards are tied for second-most in the FBS.

PASSING

163/238 (68.5%)

2,107 YDS

17 TD/4 INT



FELEIPE FRANKS

RUSHING

115 ATT

641 YDS

5 TD



TRELON SMITH

RECEIVING

49 REC

804 YDS

7 TD



TREYLON BURKS

TACKLES

111 TOTAL

7.5 TFL

1 INT



GRANT MORGAN



GEORGIA
SEPTEMBER 26
SEC NETWORK
L, 37-10



@MISS STATE
OCTOBER 3
SEC NETWORK ALTERNATE
W, 21-14



@AUBURN
OCTOBER 10
ESPN
L, 30-28



OLE MISS
OCTOBER 17
SEC NETWORK
W, 33-21



@TEXAS A&M
OCTOBER 31
SEC NETWORK
L, 42-31



TENNESSEE
NOVEMBER 7
SEC NETWORK
W, 24-13



@FLORIDA
NOVEMBER 14
ESPN
L, 63-35



LSU
NOVEMBER 21
SEC NETWORK
L, 27-24



@MISSOURI
DECEMBER 5
SEC NETWORK
L, 50-48



ALABAMA
DECEMBER 12
ESPN
L, 52-3

THE GAME: ARKANSAS vs. TCU

INSIDE THE TCU SERIES

All-Time Record: Arkansas leads 44-24-2

In Fayetteville: Arkansas leads 15-7-1

In Little Rock: Arkansas leads 8-3

In Ft. Worth: Arkansas leads 21-14-1

Most points scored by Arkansas: 53 (1998)

Most points scored by TCU: 54 (1990)

Largest margin of victory by Arkansas: 49 (1979)

Largest margin of victory by TCU: 40 (1930)

SERIES HISTORY

Last 30 Games

Date	UA/Opp Rank	Site	Result
Oct. 5, 1963		Fayetteville, Ark.	W, 18-3
Oct. 3, 1964		Ft. Worth, Texas	W, 23-19
Oct. 2, 1965	4/NR	Little Rock, Ark.	W, 28-0
Oct. 1, 1966	7/NR	Ft. Worth, Texas	W, 21-0
Oct. 7, 1967		Fayetteville, Ark.	W, 26-0
Oct. 5, 1968	20/NR	Ft. Worth, Texas	W, 17-7
Oct. 4, 1969	3/NR	Little Rock, Ark.	W, 24-6
Oct. 3, 1970	11/NR	Ft. Worth, Texas	W, 49-14
Oct. 2, 1971	18/NR	Fayetteville, Ark.	W, 49-15
Oct. 7, 1972		Ft. Worth, Texas	W, 27-13
Oct. 6, 1973		Little Rock, Ark.	W, 13-5
Oct. 5, 1974	20/NR	Ft. Worth, Texas	W, 49-0
Oct. 4, 1975		Little Rock, Ark.	W, 19-8
Oct. 2, 1976		Fayetteville, Ark.	W, 46-14
Oct. 1, 1977	12/NR	Ft. Worth, Texas	W, 42-6
Oct. 7, 1978	4/NR	Little Rock, Ark.	W, 42-3
Oct. 6, 1979	13/NR	Ft. Worth, Texas	W, 16-13
Oct. 4, 1980	14/NR	Fayetteville, Ark.	W, 44-7
Oct. 3, 1981	19/NR	Ft. Worth, Texas	L, 28-24
Oct. 2, 1982	10/NR	Fayetteville, Ark.	W, 35-0
Oct. 1, 1983		Ft. Worth, Texas	W, 38-21
Oct. 6, 1984		Fayetteville, Ark.	L, 32-31
Oct. 5, 1985	10/NR	Ft. Worth, Texas	W, 41-0
Oct. 4, 1986	8/NR	Fayetteville, Ark.	W, 34-17
Oct. 3, 1987		Ft. Worth, Texas	W, 20-10
Oct. 1, 1988		Fayetteville, Ark.	W, 53-10
Oct. 7, 1989	7/NR	Ft. Worth, Texas	W, 41-19
Oct. 6, 1990	21/NR	Little Rock, Ark.	L, 54-26
Oct. 5, 1991		Ft. Worth, Texas	W, 22-21
Sept. 10, 2016	NR/15	Ft. Worth, Texas	W, 41-38 (2OT)
Sept. 9, 2017	NR/13	Fayetteville, Ark.	L, 28-7

100-YARD RUSHING GAMES (15)

Player	Date	Rushes	Yards	TDs
Rawleigh Williams III	9/10/16	28	137	0
Marius Johnson	11/13/93	34	177	2
Barry Foster	10/7/89	17	176	2
JuJu Harshaw	10/7/89	16	110	2
Marshall Freeman	10/4/86	31	106	1
Marshall Freeman	10/6/84	21	150	1
B.J. Edmonds	10/6/84	13	124	1
James Tolbert	10/4/80	20	111	0
Jerry Eckwood	10/4/75	14	162	1
Dickey Morton	10/2/71	14	123	1
John Eichler	10/7/67	15	112	1
Harry Jones	10/2/65	11	122	1
Danny Brabham	10/6/62	21	111	2
Lamar McHan	10/3/53	21	125	0
Clyde Scott	10/2/48	17	140	3

300-YARD PASSING GAMES (1)

Player	Date	C-A	Yards	TDs
Joe Ferguson	10/7/72	20-32	304	4

100-YARD RECEIVING GAMES (8)

Player	Date	Rec.	Yards	TDs
Derek Russell	10/6/90	8	166	2
Derek Russell	10/1/88	4	137	1
James Shibest	10/4/86	5	121	0
Danny Bobo	10/1/77	5	100	1
Mike Reppond	10/2/71	7	133	0
Chuck Dicus	10/3/70	6	150	0
Chuck Dicus	10/4/69	9	156	2
Harry Jones	10/1/66	2	120	2

TOTALS

100-Yard Rushing Games (Players): 15 (14)

300-Yard Passing Games (Players): 1 (1)

100-Yard Receiving Games (Players): 8 (6)

STATISTICAL BREAKDOWN: ARKANSAS vs. TCU

Arkansas	Rank: SEC (FBS)	Category	TCU	Rank: Big 12 (FBS)
25.7	8 (86)	Scoring Offense	30.8	4 (48)
34.9	10 (98)	Scoring Defense	24.2	5 (38)
391.5	8 (69)	Total Offense	411.0	7 (52)
451.7	11 (105)	Total Defense	350.9	4 (32)
151.3	8 (79)	Rushing Offense	214.7	1 (24)
192.1	12 (94)	Rushing Defense	127.5	4 (25)
240.2	7 (53)	Passing Offense	196.3	8 (99)
259.6	10 (101)	Passing Defense	223.4	5 (52)
17.44	11 (108)	Kickoff Return Avg.	20.50	6 (57)
4.50	12 (97)	Punt Return Avg.	12.67	2 (16)
25:17	14 (124)	Time of Possession	30:09	6 (61)
33.8%	12 (105)	3rd Down Conv. Pct.	37.5%	6 (88)
46.8%	10 (109)	3rd-D Conv. Pct. Defense	32.9%	3 (16)
36.24	12 (101)	Net Punting	38.9	2 (60)
0.50	5 (32)	Turnover Margin	0.20	5 (53)
5	8 (65)	Fumbles Recovered	7	3 (30)
7	9 (90)	Fumbles Lost	8	9 (104)
13	1 (9)	Passes Intercepted	5	2 (35)
18	4 (17)	Turnovers Gained	15	4 (42)
13	5 (72)	Turnovers Lost	13	5 (72)
154.50	4 (23)	Passing Efficiency	130.11	7 (71)
131.97	2 (53)	Pass Efficiency Defense	129.24	5 (45)
6.40	14 (82)	Fewest Penalties Per Game	7.70	8 (110)
45.70	4 (33)	Fewest Yards Penalized Per Game	61.50	6 (98)
1.40	12 (108)	Sacks Per Game	2.70	4 (37)
3.40	14 (115)	Sacks Allowed Per Game	2.30	7 (72)
5.0	9 (97)	Tackles for Loss	8.0	2 (10)
6.50	11 (75)	Tackles for Loss Allowed	6.80	5 (85)
207	8 (40)	First Downs	195	7 (49)
255	14 (122)	First Downs Allowed	162	2 (58)
90.9%	4 (16)	Red Zone Offense	84.4%	6 (57)
78.3%	4 (32)	Red Zone Defense	78.6%	2 (34)

INDIVIDUAL STATS

ARKANSAS

Rushing

	Att.	Yds.	Avg.	TD
Trelon Smith	134	710	5.6	5
Rakeem Boyd	82	309	3.8	3
Feleipe Franks	105	2	1.9	1

Passing

	Comp.	Att.	Yds.	TD/INT
Feleipe Franks	163	238	2107	17/4
KJ Jefferson	20	41	295	3/0

Receiving

	Rec.	Yds.	Avg.	TD
Treyton Burks	51	820	16.1	7
Mike Woods	32	619	19.3	5
Trelon Smith	22	159	7.2	1
Blake Kern	20	201	10.1	2

Punting

	No.	Yds.	Avg.	Long
Reid Bauer	39	1698	43.5	62

Punt Returns

	No.	Yds.	Avg.	Long
Nathan Parodi	3	14	4.7	15

Kickoff Returns

	No.	Yds.	Avg.	Long
De'Vion Warren	6	120	20.0	32

Tackles

	UT-AT	TT	TFL	Other
Grant Morgan	40-71	111	7.5-23	2 SK, 1 INT
Bumper Pool	40-61	101	6.5-10	0.5 SK, 5 PBU
Jalen Catalon	51-48	99	2.0-7	3 INT, 4 PBU
Joe Foucha	18-42	60	3.0-6	2 INT, 3 PBU
Hudson Clark	32-15	47	1.0-1	3 INT, 3 PBU

TCU

Rushing

	Att.	Yds.	Avg.	TD
Max Duggan	116	526	4.5	10
Darwin Barlow	73	428	5.9	4
Zach Evans	54	415	7.7	4

Passing

	Comp.	Att.	Yds.	TD/INT
Max Duggan	146	240	1795	10/4
Matthew Downing	17	30	168	1/1

Receiving

	Rec.	Yds.	Avg.	TD
Taye Barber	31	318	10.3	2
Quentin Johnson	22	487	22.1	2
Blair Conwright	17	207	12.8	1
Derius Davis	15	209	13.9	1

Punting

	No.	Yds.	Avg.	Long
Jordy Sandy	57	2337	41.0	55

Punt Returns

	No.	Yds.	Avg.	Long
Derius Davis	15	218	14.5	67

Kickoff Returns

	No.	Yds.	Avg.	Long
Savion Williams	14	312	22.3	30

Tackles

	UT-AT	TT	TFL	Other
Garret Wallow	50-40	90	9.0-34	3 SK, 5 QBH
Dee Winters	40-25	65	9.5-30	2 SK, 2 PBU
Trevon Moehrig	30-17	47	2.0-62	INT, 9 PBU
Ochaun Mathis	26-20	46	14.0-78	2 QBH, 1 FR
Nook Bradford	35-9	44	6.5-2	1 PBU, 1 QBH

LAST MEETING: TCU 28, ARKANSAS 7

Score by Quarters	1	2	3	4	Total
TCU	7	7	0	14	28
Arkansas	7	0	0	0	7

Qtr Time Scoring play

1st	10:43	TCU - Sewo Olonilua 1 yd run (Jonathan Song kick), 8-45 2:42
	08:15	AR - Jonathan Nance 49 yd pass from Austin Allen (Cole Hedlund kick), 6-75 2:28
2nd	07:39	TCU - Kyle Hicks 4 yd run (Jonathan Song kick), 15-80 7:17
4th	02:18	TCU - D. Anderson 14 yd run (Jonathan Song kick), 7-55 4:29
	02:04	TCU - Sewo Olonilua 13 yd run (Jonathan Song kick), 1-13 0:14

	TCU	AR
FIRST DOWNS	24	13
RUSHES-YARDS (NET)	42-195	31-129
PASSING YDS (NET)	166	138
Passes Att-Comp-Int	31-21-1	23-9-0
TOTAL OFFENSE PLAYS-YARDS	73-361	54-267
Fumble Returns-Yards	0-0	0-0
Punt Returns-Yards	1-14	0-0
Kickoff Returns-Yards	2-60	2-33
Interception Returns-Yards	0-0	1-16
Punts (Number-Avg)	4-31.0	6-41.2
Fumbles-Lost	3-1	2-1
Penalties-Yards	6-60	5-49
Possession Time	33:52	26:08
Third-Down Conversions	10 of 14	4 of 14
Fourth-Down Conversions	0 of 0	1 of 2
Red-Zone Scores-Chances	4-5	0-2
Sacks By: Number-Yards	3-10	1-5

RUSHING: TCU-D. Anderson 15-106; Kyle Hicks 12-44; Kenny Hill 11-35; Sewo Olonilua 2-14; TEAM 2-minus 4. Arkansas-David Williams 10-65; Devwah Whaley 11-32; Austin Allen 8-31; Chase Hayden 2-1.

PASSING: TCU-Kenny Hill 21-31-1-166. Arkansas-Austin Allen 9-23-0-138.

RECEIVING: TCU-Desmon White 5-33; K. Turpin 5-30; John Diarse 4-36; Shaun Nixon 2-30; Kyle Hicks 2-19; Jalen Reagor 1-10; Kenedy Snell 1-7; Sewo Olonilua 1-1. Arkansas-Jonathan Nance 3-75; Cheyenne O'Grady 2-24; Jeremy Patton 1-32; Deon Stewart 1-9; Jared Cornelius 1-2; Devwah Whaley 1-minus 4.

INTERCEPTIONS: TCU-None. Arkansas-Santos Ramirez 1-16.

FUMBLES: TCU-TEAM 1-1; Desmon White 1-0; Shaun Nixon 1-0. Arkansas-Deon Stewart 1-1; Austin Allen 1-0.

TCU (2-0) vs. Arkansas (1-1)

Date: Sep 09, 2017 • Site: Fayetteville, Ark. • Stadium: DWRRS

Attendance: 73668

Kickoff time: 2:39 p.m • End of Game: 5:46 pm • Total elapsed time: 3:07

Officials: Referee: Reggie Smith; Umpire: Tab Slaughter; Linesman: Mike Moeller;

Line judge: Mark Stewart; Back judge: Lyndon Nixon; Field judge: Matt Mills;

Side judge: Tim Murray; Center judge: Stacy Hardin;

Temperature: 82 deg • Wind: E 10 mph • Weather: Partly Cloudy

IN DEPTH CHART: OFFENSE

WR

**8 Mike Woods ||| 6-1, 196, Jr.**

Season-best 6 rec Wk 3 at Auburn ... 2 rec TD including car-long 82-yd TD Wk 7 at Florida - 1st multi-TD game of career ... Career-high 140 rec. yards Wk 8 vs LSU ... Led the team in receptions (33) and touchdowns (four) last year.

	REC	YDS	TD
2020	32	619	5
2019	33	423	4
2018	18	206	1
Totals	84	1248	10

7 Trey Knox ||| 6-5, 207, So.

Started all 11 games he played last season ... Hauled in 28 passes for 385 yards, averaging 13.8 yards per catch ... Ranked third among SEC freshman receivers in yards, yards per catch, receptions per game (2.5) and yards per game (35.0).

	REC	YDS	TD
2020	7	70	0
2019	28	385	3
Totals	35	456	3

WR

**16 Treyton Burks ||| 6-3, 232, So. ||| Second Team All-SEC**

Career-high 206 rec yds Wk 9 at Missouri, first Hog to have 200+ receiving yards in a game since 2011 ... Eclipsed 1,000 career-yds Wk8 vs. LSU ... Wk 4 vs. Ole Miss: career-high in rec (11) and rush yards (46) - 7-yd TD rec No. 1 on SC Top 10.

	REC	YDS	TD
2020	51	820	7
2019	29	475	0
Totals	80	1295	7

17 John David White ||| 5-11, 171, R-Fr. - OR - 41 T.J. Hammonds ||| 5-10, 189, R-Sr.

White: Caught two passes for 27 yards as a true freshman in 2019 ... Snagged two passes at LSU ... Hammonds: Played in five games in 2019.

	REC	YDS	TD
2020	0	0	0
2019	2	27	0
Totals	2	27	0

LT

**76 Myron Cunningham ||| 6-6, 325, R-Sr.**

Allowed two sacks and five hurries this year ... In 2019, started 10 of 11 games played - allowed just one sack in 383 pass blocking plays ... Iowa Central CC transfer ... First Team NJCAA All-American (2018).

	GP	GS
2020	10	10
2019	11	10
Totals	21	20

73 Noah Gatlin ||| 6-7, 307, R-So.

Sidelined by preseason injury in 2019 ... 4 GP as true freshman in 2018, starting 2 at left tackle at Colorado St. (9/8) & vs. North Texas (9/15) ... Allowed two sacks during his time on the line - 193 total snaps.

	GP	GS
2020	5	5
2018	4	2
Totals	9	7

LG

**62 Brady Latham ||| 6-5, 284, R-Fr. ||| SEC All-Freshman Team**

Has not allowed a sack this year ... Allowed 4 QB hurries ... Made first car start Wk 1 vs. Georgia ... Played in 3 games in 2019 ... Rated as No. 11 player in Oklahoma by 247Sports ... Lettered in both football & baseball at Jenks High School.

	GP	GS
2020	10	10
2019	3	0
Totals	13	19

57 Shane Clenin ||| 6-6, 302, So. - OR - 70 Luke Jones ||| 6-5, 293, R-So.

Seen majority of action on FG and FG block ... Played in 11 games in 2019, starting once at LG vs. MSU (11/2) ... Jones transferred to Arkansas from Notre Dame in 2019, sat out due to transfer rules ... Did not play during in 2018.

	GP	GS
2020	7	0
2019	11	1
2018	7	1
Totals	23	2

C

**51 Ricky Stromberg ||| 6-4, 311, So.**

Allowed one sack and one hit ... First career start at center vs Georgia Wk 1 ... 2019 - Started first two games at LG, final nine at RG, playing all 12 games as a freshman ... Totaled 741 snaps and did not allow a sack in 417 pass protection plays.

	GP	GS
2020	9	8
2019	12	11
Totals	20	18

66 Ty Clary ||| 6-4, 298, Sr.

Started first game of 2020 Week 4 vs. Ole Miss at RG ... Started all 12 games at center in 2019 ... PFF National Team of the Week (Week 3) ... No. 3 rated C in SEC in 2019 (PFF) ... Did not allow a sack in 443 pass protection plays.

	GP	GS
2020	8	7
2019	12	12
2018	12	11
2017	7	4
Totals	38	33

RG

**66 Ty Clary ||| 6-4, 298, Sr.**

Two sacks allowed ... Started first game of 2020 Week 4 vs. Ole Miss at RG ... Started all 12 games at center in 2019 ... PFF National Team of the Week (Week 3) ... No. 3 rated C in SEC in 2019 ... Did not allow a sack in 443 pass protection plays.

	GP	GS
2020	8	7
2019	12	12
2018	12	11
2017	7	4
Totals	38	33

55 Beaux Limmer ||| 6-5, 293, R-Fr.

Made 1st career-start Wk 1 vs. Georgia ... 4 GP in 2019, seeing action vs. CSU (9/14), MSU (11/2), WKU (11/9) & Mizzou (11/29) ... Did not allow a sack in 16 pass blocking plays ... Consensus three-star prospect.

	GP	GS
2020	6	5
2019	4	0
Totals	10	5

RT

**78 Dalton Wagner ||| 6-9, 319, R-Jr.**

Two sacks allowed ... First game in 2020 Week 2 at Auburn ... Started at RT in all 12 games last year, Played in 11 of 12 games in 2018, one start at LT ... Did not allow a sack/QB hit in 65 pass blocking snaps.

	GP	GS
2020	7	5
2019	12	12
2018	11	1
Totals	29	18

73 Noah Gatlin ||| 6-7, 307, R-So.

Sidelined by preseason injury in 2019 ... 4 GP as true freshman in 2018, starting 2 at left tackle at Colorado St. (9/8) & vs. North Texas (9/15) ... Allowed two sacks during his time on the line - 193 total snaps.

	GP	GS
2020	5	5
2018	4	2
Totals	9	7

QB

**13 Feleipe Franks ||| 6-6, 228, R-Sr.**

Passed for career-best 339 yards vs. LSU ... Passed for 318 yds (22-for-30) w/ career-high 4 TD in Wk 3 at Auburn ... Team Captain ... Florida transfer after 3 years (2017-19) ... Won Peach Bowl over Michigan at Fla.

	C-A-I	YDS	TD
2020	163-238-4	2,107	17
2019 (UF)	54-71-3	698	5
2018 (UF)	188-322-6	2,457	24
2017 (UF)	125-229-8	1,438	9
Totals	507-829-21	6,700	55

1 KJ Jefferson ||| 6-3, 236, R-Fr.

Started Wk 9 at Mizzou setting career-highs in virtually every statistic, 18 comp, 274 yds, 3 TDs, 1 rush TD, 32 rush yds ... Played in three games in 2019 ... Started at #1 LSU (7-14, 105 yds)

	C-A-I	YDS	TD
2020	20-41-0	295	3
2019	14-31-1	197	0
Totals	34-72-1	492	3

RB

**22 Trelon Smith ||| 5-9, 185, R-So.**

Team's leading rusher ... At Mizzou Wk 9 career-high 172 rush yds and 3 TDs ... At Florida Wk 7, career-long 83-yd TD... Career-high 78 rec yds Wk 3 at Auburn /1st career TD... Trans. from Arizona St. after 2018 - two-year letterwinner (2017-18).

	ATT	YDS	TD
2020	134	710	5
2018 (ASU)	11	56	0
2017 (ASU)	1	4	0
Totals	146	770	5

41 T.J. Hammonds ||| 5-10, 192, R-Sr.

Appeared in parts of last five seasons for Arkansas ... Season-high 52 rush yds at Missouri, 51 rec yds vs. LSU ... posted car-highs vs. Coastal Carolina in 2017 - 119 rush yds, 60 rec. yds ... Also seen time at WR this season.

	ATT	YDS	TD
2020	101	501	0
2019	8	65	0
2018	10	28	0
2017	32	262	1
2016	15	88	1
Totals	79	544	2

TE

**82 Hudson Henry ||| 6-5, 249, R-Fr. ||| SEC All-Freshman Team**

Career-high 6 rec at TAMU ... Scored first TD Wk 2 at MSST ... Consensus four-star prospect ... Ranked as top TE in the country from Pulaski Academy in Little Rock ... Brother Hunter plays for LA Chargers.

	REC	YDS	TD
2020	18	108	1
2019	3	15	0
Totals	21	123	1

- OR - 87 Blake Kern ||| 6-4, 269, R-Sr.

Career-high 4 rec at Florida ... Scored first career TD vs. Tenn. ... Career-high 59 yds Wk 3 at Auburn ... Caught his first career pass in Wk 1 vs. Georgia ... TD vs. Tenn. and Missouri ... Played in all 12 games in 2019 on special teams and at TE.

	REC	YDS	TD
2020	20	201	2
2019	0	0	0
2018	0	0	0
2017	0	0	0
Totals	20	201	2

WR

**7 Trey Knox ||| 6-5, 207, So.**

Started all 11 games he played last season ... Hauled in 28 passes for 385 yards, averaging 13.8 yards per catch ... Ranked third among SEC freshman receivers in yards, yards per catch, receptions per game (2.5) and yards per game (35.0).

	REC	YDS	TD
2020	7	70	0
2019	28	385	3
Totals	35	456	3

19 Tyson Morris ||| 6-1, 202, R-Sr.

Scored first TD of season at TAMU, 1-yd snag ... Caught at least one pass in 11 games in 2019, including each of the first seven games - the only Hog to do so ... Had a season-high four rec. for 60 yds vs. SJSU (9/21).

	REC	YDS	TD
2020	7	62	1
2019	13	155	1
2018	4	30	1
Totals	25	252	3

IN DEPTH CHART: DEFENSE

	U-A-T	TFL	SACK
2020	9-13-22	15-9	10-8
2019	6-6-12	0-0-0	0-0-0
Totals	15-17-34	15-9	10-8

56 Zach Williams ||| 6-4, 246, So.

Career-high 7 tackles Wk 3 at Auburn ... Earned his first career start Wk 2 at MSST ... Recorded his first career sack vs. UGA ... Son of former Arkansas linebacker Rickey Williams (1984-87).

	U-A-T	TFL	SACK
2020	3-2-5	15-20	15-20
2019	0-1-1	0-0-0	0-0-0
2018	8-13-21	25-13	0-0-0
Totals	11-16-27	40-33	15-20

5 Dorian Gerald ||| 6-3, 288, R-Sr.

Injured vs. UGA Wk 1 ... First career sack vs. Georgia in Wk 1, first sack was loss of 17 yds ... Started the 2019 opener vs. PSU, suffering a season-ending injury ... Played in eight games in '18, starting the final two road matchups at DE.

	U-A-T	TFL	SACK
2020	6-18-24	0-5-1	0-5-1
2019	7-10-17	1-0-3	0-5-1
2018	1-0-1	0-0-0	0-0-0
Totals	20-41-61	1-5-4	1-0-2

93 Isaiah Nichols ||| 6-3, 276, R-So.

Made 1st career start Wk 1 vs. Georgia - first career PBU ... Played in all 12 games as a redshirt freshman in 2019 ... Made 17 stops, seven solo, with one tackle for loss ... Posted a tackle in nine of 12 games ... Played in three games in 2018.

	U-A-T	TFL	SACK
2020	3-5-8	10-2	10-2
2019	4-2-6	0-5-0	0-5-0
2018	5-3-8	10-12	10-12
2017	4-4-9	10-2	10-2
Totals	17-14-31	35-16	35-16

97 Xavier Kelly ||| 6-5, 311, R-Sr.

First sack at Arkansas vs. Tennessee (Week 6) ... Made his first career start at TAMU ... Grad transfer from Clemson ... Finished his Tiger career with 26 tckls, 2.5 TFL, a FF & a FR ... Transitioned from DE to DT in 2018.

	U-A-T	TFL	SACK
2020	20-15-35	6-5-21	10-7
2019	8-9-17	4-5-12	0-5-0
2018	4-10-14	0-0-0	0-0-0
2017	2-4-6	0-0-0	0-0-0
Totals	33-38-72	11-5-33	15-7

42 Jonathan Marshall ||| 6-3, 299, Jr.

Team Captain ... PFF First Team All-SEC ... Career-high 6 tackles at Auburn Wk 3 with first career full sack ... TFL in 6 straight games ... Played in all 12 games in 2019 ... Strongest bench press on team

	U-A-T	TFL	SACK
2020	4-7-11	0-0-0	0-0-0
Totals	4-7-11	0-0-0	0-0-0

91 Taurean Carter ||| 6-3, 291, R-Fr.

First career game vs. Georgia in Wk 1 ... Did not see action as a true freshman in 2019 ... Named the No. 30 defensive tackle in the nation coming out of high school ... Throws shot put for Arkansas track & field team.

	U-A-T	TFL	SACK
2020	12-15-27	2-0-12	1-5-11
2019	1-3-4	0-0-0	0-0-0
Totals	13-18-31	2-0-12	1-5-11

50 Eric Gregory ||| 6-4, 283, R-Fr.

First career INT vs. Tennessee in Week 6 ... Career-high six tackles in Wk 3 at Auburn ... Played in two games in 2019, totaled 27 snaps, 25 on the defensive line ... Four-star prospect by Rivals and ESPN.

	U-A-T	TFL	SACK
2020	11-7-18	3-0-24	2-0-23
Totals	11-7-18	3-0-24	2-0-23

13 Julius Coates ||| 6-6, 289, Jr.

First FBS sack vs. Ole Miss in Wk 4 ... JUCO transfer from East Mississippi CC ... Tallied 30 tackles in 10 games, 19 solo, with nine TFLs and six sacks ... Played offense at Ellsworth Community College in 2018.

	U-A-T	TFL	SACK
2020	40-61-101	6-5-11	0-5-3
2019	38-56-94	6-5-12	1-0-6
2018	14-15-29	2-5-4	0-0-0
Totals	92-132-224	14-5-27	1-5-9

10 Bumper Pool ||| 6-2, 229, Jr. ||| Second Team All-SEC

Second-most tackles on the team ... Career-best 20 tackles Wk 2 at MSST - 10th single-game at Ark, most in FBS ... In 2019 started 12 gms ... Finished 2nd on the team in tackles with a career-high 94 ... Yes, that's his real name.

	U-A-T	TFL	SACK
2020	0-0-0	0-0-0	0-0-0
2019	5-0-5	2-0-2	0-0-0
2018	1-4-5	0-5-2	0-0-0
2017	3-3-6	0-0-0	0-0-0
Totals	9-7-16	2-5-4	0-0-0

32 Deon Edwards ||| 6-1, 218, R-Sr.

Played in 11 of 12 games in 2019, seeing most of his time on special teams - totaling 216 plays, 33 on defense ... All five tackles were solo stops, including two for loss ... Tallied two stops vs. Missouri in Little Rock in the season finale.

	U-A-T	TFL	SACK
2020	40-71-111	5-0-14	10-8
2019	9-30-39	3-0-14	10-8
2018	8-16-24	2-5-4	0-0-0
2017	22-36-38	3-5-15	1-0-9
Totals	80-133-212	14-0-47	3-0-21

31 Grant Morgan ||| 5-11, 222, R-Sr. ||| First Team All-SEC

Nation's leader in tackles per game (12.3) ... vs. Ole Miss, career-high 19 tackles with 3.0 TFL and pick six named SEC co-DPOW - Nagurski and Bednarik National POW ... Four 15+ tackle games ... Team Captain.

	U-A-T	TFL	SACK
2020	14-11-25	3-0-11	10-8
2019	16-15-31	1-5-9	10-7
2018	9-15-24	0-0-0	0-0-0
2017	3-0-3	0-0-0	0-0-0
Totals	42-41-83	3-5-20	2-0-15

27 Hayden Henry ||| 6-2, 226, Jr.

First start of season against Ole Miss ... Brother Hudson is a sophomore TE on the team ... Brother Hunter (Mackey Award Winner) & dad Mark (C) played at Arkansas.

	U-A-T	TFL	INT
2020	32-15-47	1-0-1	3-18
Totals	32-15-47	1-0-1	3-18

17 Hudson Clark ||| 6-2, 176, R-Fr.

3 INTs Wk 4 vs. Ole Miss - UA frosh record ... Career-high 10 tackles Wk 9 at Mizzou ... First career game Wk 2 at MSST ... Walk-on ... Both parents are U of A grads ... Grandfather Ronnie Clark in Arkansas coaches HOF (27-yr HC at Berryville).

	U-A-T	TFL	INT
2020	8-3-17	1-0-2	0-0
2019	15-7-22	0-0-0	0-0
2018	0-0-0	0-0-0	0-0
Totals	13-16-38	1-0-2	0-0

- OR - 24 LaDarrius Bishop ||| 6-0, 193, R-So.

Played in 10 games, starting in three at cornerback in 2019 ... Started against San Jose State, Mississippi State and LSU ... Played in two games as a true freshman in 2018.

	U-A-T	TFL	INT
2020	51-48-99	2-0-7	3-44
2019	3-3-6	0-0-0	0-0
Totals	54-51-105	2-0-7	3-44

1 Jalen Catalon ||| 5-10, 189, R-Fr. ||| Second Team All-SEC

Leads FBS in tackles by a freshman ... Third on team in tackles, leads in solo ... Career-best 16 tackles vs LSU ... First INT - returned 35 yds for TD - Week 4 against Ole Miss ... 1st Hog since at least '97 with INTs in back-to-back games.

	U-A-T	TFL	INT
2020	11-22-33	0-5-0	0-0
2019	16-12-28	1-0-2	0-0
2018	1-4-5	0-0-0	0-0
Totals	28-38-66	1-5-2	0-0

18 Myles Mason ||| 6-2, 204, Jr.

In 2019 11 GP with 1 start ... Totaled 434 plays, 334 on defense ... Opened and closed the season with five tackles in both games against Portland State (8/31) & Mizzou (11/29) ... ESPN four-star recruit

	U-A-T	TFL	INT
2020	18-42-60	2-0-3	2-26
2019	44-43-87	1-0-2	1-20
2018	6-5-11	0-0-0	0-0
Totals	68-90-158	3-0-5	3-46

7 Joe Foucha ||| 5-11, 188, Jr.

Fourth on the team in tackles ... Picked off two passes at Mississippi State Wk 2 - also had 0.5 TFL ... Started all 12 games at FS last year ... Finished third on the team in total tackles (87)...

	U-A-T	TFL	INT
2020	10-13-23	0-0-0	0-0
2019	1-0-1	0-0-0	0-0
Totals	11-13-24	0-0-0	0-0

15 Simeon Blair ||| 5-10, 204, R-So.

Career-high six tackles Wk 2 at MSST ... Started first career game Wk 1 vs. UGA ... Played in 11 games in 2019, mostly on special teams ... DNP as true freshman in 2018 ... Played QB and DB at Pine Bluff HS... Former walk-on.

	U-A-T	TFL	INT
2020	20-11-31	2-0-7	1-0
2019	25-14-39	1-0-3	1-12
2018	8-1-9	0-0-0	0-0
Totals	53-26-79	3-0-6	2-12

21 Montaric Brown ||| 6-0, 190, R-Jr.

Leads team with six PBU ... Wk 1 vs. Georgia - picked off pass in 1st half ... Started 10 games in 2019 ... Talled three PBUs, an interception and a fumble recovery, posting multiple stops in all 10 games.

	U-A-T	TFL	INT
2020	1-0-1	0-0-0	0-0
2019	1-1-2	0-0-0	0-0
Totals	2-1-3	0-0-0	0-0

4 Malik Chavis ||| 6-2, 194, R-Fr.

Played in two games as a true freshman in 2019 ... Racked up 38 total snaps against Mississippi State and Western Kentucky ... Three-star prospect from Rison, Ark. (Rison HS).

	U-A-T	TFL	INT
2020	22-17-39	3-0-7	2-79
2019	13-12-25	0-0-0	1-6
Totals	35-29-64	3-0-7	3-85

9 Greg Brooks Jr. ||| 5-11, 185, So.

69-yd pick 6 Wk 2 at Mississippi State ... Missed one start in two seasons ... Played in 515 snaps, the most of any freshman last year ... Made first INT in second half against Missouri (11/29) in Little Rock.

	U-A-T	TFL	INT
2020	6-7-13	0-0-0	0-0
Totals	6-7-13	0-0-0	0-0

3 Nick Turner ||| 5-11, 189, Fr.

Played in 10 games, starting in three at cornerback in 2019 ... Started against San Jose State, Mississippi State and LSU ... Played in two games as a true freshman in 2018.



JACK



DT



DT



DE



LB




LB




CB




SS



BS



CB



NB

TEXAS BOWL: TCU



- First Team All-SEC - AP & Coaches
- Four 15+ tackle games, the most at Arkansas in a single season since 2002 (Ken Hamlin) and the most in the SEC since Missouri's Kentrell Brothers (2015).
- Second in the FBS in total tackles (111).
- Only FBS player with two 19-tackle games this year, which is tied for third-most tackles in a FBS game.
- Became the second FBS player since 2000 to record at least 15 tackles with 3.0 tackles for loss and an interception return for a touchdown against Ole Miss.
- First Razorback interception return for a TD by a linebacker since 2016 (Brooks Ellis).
- SEC co-Defensive Player of the Week
- Nagurski National Defensive Player of the Week
- Chuck Bednarik National Player of the Week
- Burlsworth Trophy Finalist
- Butkus Award Semifinalist



- Second Team All-SEC - Coaches
- Lott IMPACT Trophy Semifinalist
- Second in the SEC with 11.2 tackles per game
- Made 20 tackles at No. 16 Mississippi State, the second-most in FBS this year
- One of nine SEC players to make 20 tackles in a game in the last 10 years
- SEC co-Defensive Player of the Week
- Nagurski National Player of the Week



- Caught 16 passes for 92 yards and one TD
- First Arkansas tight end to garner All-Freshmen honors since his brother, Hunter Henry, in 2013



- Started all 10 games at left guard
- One of only two Arkansas OL to start all 10 games this season
- According to Pro Football Focus he is tied for the SEC lead among conference guards, who have played at least 500 snaps, with only four quarterback hurries allowed

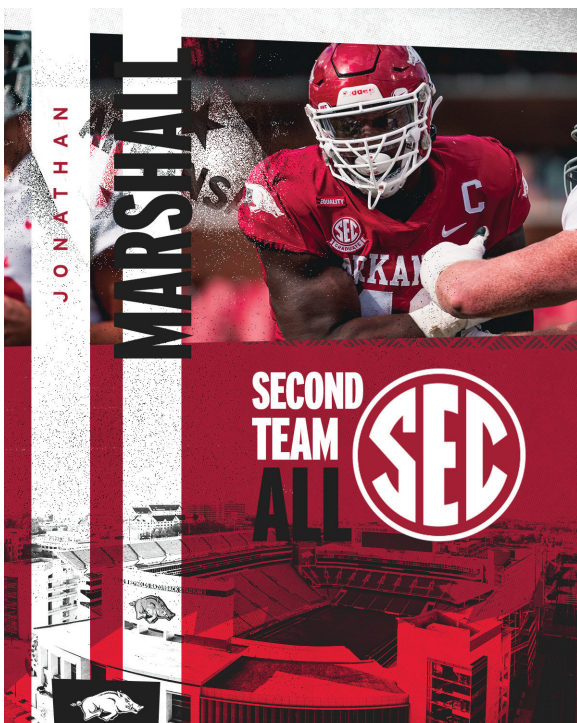


- First Team All-SEC - AP | Second Team All-SEC - Coaches | SEC All-Freshman
- Freshman All-American - The Athletic
- Jim Thorpe Award Semifinalist - joins former Razorback legend Steve Atwater as the only Razorbacks to ever be named a semifinalist for the Thorpe Award.
- Only player in the nation with 95+ tackles and three interceptions.
- First SEC freshman since 2007 SEC Freshman of the Year and All-American Eric Berry to have at least 86 tackles and three interceptions.
- First SEC freshman to have 70 or more tackles and at least three interceptions since Ole Miss' Denzel Nkemdiche in 2012.
- 99 total tackles leads all freshmen nationally and ranks ninth overall. His 51 solo tackles are third among FBS freshmen and rank 19th nationally overall.
- 9.9 tackles per game leads all FBS freshmen nationally.
- Since at least 1997, only Hog to intercept a pass in back-to-back games.
- Five 10+ tackle performances.
- Most tackles through the season's first eight games by an SEC freshman since at least 2000.
- In the last six seasons, one of only five SEC freshmen to record 80 or more tackles.
- SEC Defensive Player of the Week
- Jim Thorpe Award Player of the Week

- Second Team All-SEC - AP & Coaches
- Third in SEC, 18th in FBS with 820 receiving yards; seventh in SEC, 24th in FBS with seven receiving touchdowns.
- Made a touchdown grab in three straight games (Ole Miss, Texas A&M, Tennessee) first time for a Hog since Jonathan Nance in 2017.
- Had 100+ receiving yards in back-to-back games against Ole Miss and Texas A&M, first Hog receiver to have back-to-back 100-yard receiving games since Keon Hatcher in 2016.
- 206 receiving yards at Missouri - third-most in school history
- Biletnikoff Award watch list



- Second Team All-SEC - AP
- First Arkansas DL to earn All-SEC since 2014 (Darius Philon)
- His 633 snaps led all SEC interior defensive linemen
- According to Pro Football Focus, led SEC in both run-defense grade (80.8) and run stops (20)
- Second on the team with 6.5 TFLs



RAZORBACK TRENDS

	2020	Streak
Overall	3-7	L4
At Home	2-3	L2
On the Road	1-4	L4
Neutral	0-0	L5
August	0-0	W2
September	0-1	L3
October	2-2	L1
November	1-2	L2
December-January	0-2	L3
vs. SEC	3-7	L4
vs. Non-Conference	0-0	L2
vs. Ranked Opponents	1-5	L4
Record in Games...		
Decided by 7 pts or less	1-3	L3
Decided by 3 pts or less	0-3	L3
During the day	1-4	L3
At night	2-3	L1
Record When Scoring...		
Less than 21 points	0-2	L9
21+ points	3-5	L3
30+ points	1-3	L3
40+ points	0-1	L1
50+ points	0-0	W4
Record When Allowing...		
Less than 14 points	1-0	W14
Less than 21 points	2-0	W11
21+ points	1-7	L5
Record When...		
Scoring first	2-2	L1
Opponents score first	1-5	L4
Leading after the 1Q	1-2	L1
Trailing after the 1Q	1-5	L3
Tied after the 1Q	1-0	W1
Leading at halftime	2-2	L1
Trailing at halftime	1-5	L3
Tied at halftime	0-0	--
Leading after the 3Q	3-2	L2
Trailing after the 3Q	0-5	L24
Tied going into the 4Q	0-0	W1
In overtime games	0-0	L1
Record With...		
Less than 300 yards total offense	1-2	L1
400+ yards total offense	1-5	L3
500+ yards total offense	0-1	L1
Less than 100 yards rushing	1-2	L1
100+ yards rushing	2-5	L3
200+ yards rushing	0-3	L4
300+ yards rushing	0-0	L1
Less than 200 yards passing	0-1	L8
200+ yards passing	3-6	L3
300+ yards passing	0-2	L3
400+ yards passing	0-0	L2
A 100-yard rusher	0-3	L6
2+ 100-yard rushers	0-0	W8
Record When Allowing...		
Less than 200 total yards	0-0	W6
200+ total yards	3-7	L4
300+ total yards	1-6	L5
400+ total yards	2-6	L5
Less than 100 rush yards	1-0	W1
100+ rush yards	1-7	L4
200+ rush yards	1-4	L3
Less than 200 pass yards	1-1	W1
200+ pass yards	1-6	L4
300+ pass yards	1-2	L2
400+ pass yards	0-0	L3
A 100-yard rusher	2-4	L3
Record When Having...		
No turnovers	1-3	L1
Less than 3 turnovers	3-5	L3
3 or more turnovers	0-2	L3
No takeaways	0-3	L8
Less than 3 takeaways	1-7	L4
3 or more takeaways	2-0	W5
Win turnover battle	3-0	W3
Lost turnover battle	0-2	L15
Turnovers even	1-4	L5
More than 30:00 TOP	1-0	W1
Less than 30:00 TOP	2-7	L4

RAZORBACK NOTEBOOK

SERIES NOTABLES

- Arkansas plays TCU for the 71st time and for the first time in a bowl game. Arkansas leads the series, 44-24-2.
- The two schools have a deep history and were conference mates in the now-defunct Southwest Conference for 68 years.
- The teams last split a home-and-home series, with Arkansas winning at No. 15 TCU, 41-38 in 20T in 2016, and No. 23 TCU winning at Arkansas, 28-7, in 2017. The Hogs' win in 2016 is their last OT victory.
- TCU is Arkansas' fourth-most common opponent trailing only Texas A&M (76), Texas (75) and SMU (73). Arkansas has 44 all-time wins against the Horned Frogs, the second-most against an opponent in program history behind Tulsa (49).
- Arkansas won 22 straight games over TCU from 1959-80, the school's longest winning streak over a single opponent and the 25th longest in FBS history. It's the 14th longest of any uninterrupted series.
- Arkansas was the Horned Frogs opponent when they opened their current home venue, Amon G. Carter Stadium, on Oct. 11, 1930, a 40-0 TCU win.
- Arkansas is 168-151-6 against the current alignment of the Big 12.



Feleipe Franks is on pace to set the school record for completion percentage in a single season. He is completing 68.5% of his passes going into the Mercari Texas Bowl.

QUICK HITS

- Arkansas has had at least one player record 100 rushing yards in a game in each of the last 36 years seasons.
- Arkansas has had at least one receiver post a 100-yard receiving game in 14-straight seasons. This season the Razorbacks have four 100+ yard receiving performances for the first time since 2017.
- Thirty-nine student-athletes on the 2020 roster are from inside the state's borders, with five from Fayetteville - Ty Clary, Jon Conley, Elias Hale, Jack Lindsey and Tyson Morris.

ARKANSAS BOWL BITS

- The Razorbacks are appearing in their 43rd bowl, the 17th most in FBS.
- Arkansas' last bowl appearance was on Dec. 29, 2016 in the Belk Bowl in Charlotte, N.C. The Hogs fell to Virginia Tech, 35-24.
- Arkansas will be looking for their first bowl victory since a 45-23 win over Kansas State in the Liberty Bowl to cap the 2015 season.
- The Razorbacks have won three of their last four bowl appearances (2016 Liberty Bowl, 45-23 vs. Kansas State - 2014 Texas Bowl, 31-7 over Texas - 2012 Cotton Bowl, 29-16 over Kansas State).
- The Hogs are playing in the Texas Bowl for the second time. They downed Texas, 31-7, in NRG Stadium on Dec. 29, 2014.
- Arkansas is 2-0 in bowls played in Houston. The Razorbacks won the now-defunct Bluebonnet Bowl on Dec. 31, 1982 over Florida, 28-24, inside the Astrodome.
- Since the Big 12's inception in 1996, Arkansas is 5-2 in bowls against the conference.
- The Hogs played their first bowl on Jan. 1, 1934 and tied Centenary, 7-7, in the Dixie Classic played in Dallas.
- Arkansas is 6-6-3 in bowl games played in Texas.
- Arkansas is playing in a bowl game after a 10-game regular season for the first time since 1969.

BIG THREAT

Sophomore receiver Treyton Burks (All-SEC second team) is Arkansas' big play threat and leads the team with 51 receptions for 820 yards (16.1 ypc) and seven touchdowns, despite missing the game at Auburn. He ranks fourth in the SEC and 18th nationally with 820 receiving yards and is third in the SEC in receiving yards per game (91.9), sixth in catches per game (5.7) and seventh in TDs (7). Against Missouri, he recorded 10 catches for a career-high 206 yards, the most by an Arkansas receiver since Cobi Hamilton set an SEC record with 303 yards in 2012 against Rutgers. The receiver is also used in the run game and against Missouri picked up a critical conversion on fourth down to keep Arkansas' last drive alive, which eventually led to a TD. He eclipsed 1,000 career receiving yards against LSU in his 18th career game, tying Boo Williams (1999-00) as the fastest Hog receiver to 1,000 yards since 1997. The sophomore is tied for fifth nationally with six games of 90 or more receiving yards. He made a TD grab in three straight games against Ole Miss, Texas A&M and Tennessee, becoming the first Hog receiver to grab a TD in three straight games since Jonathan Nance in 2017 (Texas A&M, New Mexico State, South Carolina). Burks produced his second straight 100+ yard game at Texas A&M, catching seven passes for 117 yards. Burks made five catches for 95-yards and a TD against Tennessee and scored on a 59-yard reception. At Texas A&M, he recorded the first career two touchdown game of his career with scoring snags in the first quarter to cap off the Hogs' scoring drive on a six-yard catch and a 16-yard grab in the fourth quarter. Against Ole Miss, Burks had 137 receiving yards and 46 rushing yards, one of four FBS players this season to eclipse 100 receiving yards and 40 rushing yards in the same game.



Treyton Burks earned Second Team All-SEC from the league's coaches after catching 7 TDs and racking up 820 yards.

RAZORBACK NOTEBOOK

MR. EXPERIENCE

Graduate transfer QB Feleipe Franks is no stranger to the SEC after playing three years at Florida (2017-19). He's made an immediate impact for the Razorbacks, throwing for 2,107 yards and 17 touchdowns, while completing 163-of-238 attempts, playing in nine games. At Florida, Franks played in 28 games and made 24 starts for the Gators, registering 4,593 passing yards with 37 touchdowns to 17 interceptions and a 59.1% completion percentage (354-for-599). Last season, Franks started the first three games of the season, but missed the remainder of the campaign due to an injury.

- His 68.5% completion percentage in his nine games is on pace to set the school's single-season record (Kevin Scanlon, 1979, 66.2%).
- His 17 TD passes are the most by an Arkansas QB since 2016 when Austin Allen threw 25 TD passes. He needs one more TD toss to move into a four-way tie for 10th most in a single season in school history.
- The grad transfer threw at least two touchdowns in three straight games (Texas A&M, Tennessee, Florida), becoming the first Razorback QB to accomplish the feat since Brandon Allen in 2014-15 (Missouri, Texas, UTEP).
- Franks set a career-high with 339 passing yards, completing 17-of-26 attempts, against LSU. He is one of five FBS QBs this season to throw for 330+ yards in a game while completing 17 of fewer passes.
- Franks' nine passes of 50+ yards are tied for second-most in FBS.
- Against Auburn, he threw a career-high four TD passes, which is tied for the eighth most TD passes in program history. It was the most touchdown passes by an Arkansas QB since Brandon Allen's school record seven TDs at Mississippi State in 2015.
- At Texas A&M, Franks ran for a career-best 91 yards, the most by a Razorback QB since Matt Jones (93 yards vs. Texas in 2004).
- This season, Franks is fourth in the SEC in passing efficiency (163.1), fifth in passing TDs (17) and passing yards per completion (12.93) and sixth in passing yards (2107).

REMEMBER THE NAME JALEN CATALON

Redshirt freshman DB Jalen Catalon (All-SEC second team) is making a name for himself with his impressive season. His 99 total tackles lead all FBS freshmen and is the third-best on the team. The redshirt freshman has totaled three interceptions this year, and is the first Hog since at least 1997 to pick off passes in back-to-back games (Tennessee, Florida). Since 2000, his 99 tackles in the season's first 10 games are the most by an SEC freshman. Catalon was limited to just one tackle against Texas A&M due to a targeting penalty in the first half that disqualified him and three tackles at Missouri, due to a targeting penalty

called in the second half of the LSU game. His three picks have come against Ole Miss, Tennessee and Florida and he is the only FBS player to have 95 or more tackles and three interceptions this year. Catalon is the first SEC freshman to have 86 or more tackles and at least three interceptions in the same year since Tennessee's Eric Berry in 2007 (86 tackles, 5 interceptions).



Jalen Catalon has been named a Freshman All-American by The Athletic. He is also a second-team All-SEC and SEC All-Freshman honoree.

TRELON THE TRANSFER

Redshirt junior RB Trelon Smith, an Arizona State transfer, has proved to be a pivotal addition on the field for the Razorbacks this year after sitting out the 2019 season due to NCAA transfer rules. Smith leads all Hogs with 710 rushing yards (9th in SEC) and five rushing TDs. He turned in a career-game at Missouri, totaling career-highs of 172 yards on 26 carries (6.6 ypc) and three TDs. He is the first Arkansas ball carrier to score three times in a game since Rawleigh Williams III in 2016 (4 rushing TDs vs. MSST) and the first back to have 170+ rushing yards against an SEC opponent since Williams in 2016 against Ole Miss (180 yards). Smith scored a rushing TD in three straight games against Florida, LSU and Missouri and registered five total TDs over that span. He ran for 118 yards at Florida, his first career 100+ yard rushing performance, and scored on a career-long 83-yard run. In his first career start at Auburn, he became the first Arkansas player since at least 1997 to total 70+ rushing (81) and receiving yards (78) and scored his first career TD on a 5-yard reception.

LAST TIME IN THE TEXAS BOWL

- Arkansas appeared in the Texas Bowl on Dec. 29, 2014, downing Texas, 31-7.
- The Razorbacks never trailed in the drubbing of the Longhorns, with QB Brandon Allen being named the Texas Bowl MVP. He threw for 160 yards on 12-of-23 passing with two touchdown tosses
- RB Jonathan Williams rushed for a game-high 105 yards and a score.
- The Razorback defense held Texas to only seven first downs, the fewest first downs allowed in Arkansas bowl history.
- The Longhorns only mustered 59 total yards and just two rushing yards.

The performance set Texas Bowl records for fewest points allowed (7), fewest yards allowed (59), fewest rushing yards allowed (2) and fewest passing yards allowed (57).

WOODVILLE

Junior WR Mike Woods is second on the team this season with 32 receptions for 619 yards and five touchdowns, while averaging 19.3 yards per catch, the second-best mark in the SEC and 23rd nationally. Against Florida, he made two catches for two touchdowns of 47 and 82 yards and is one of three FBS receivers to make two catches in a game that both went for scores while totaling over 100 receiving yards this year. His 82-yard TD against the Gators is tied for the 10th longest TD scoring passing play in program history. The following week against LSU, he posted a career-best 140 yards on five catches, recording back-to-back 100+ yard games for the first time in his career. He scored the following week at Missouri, and also made a catch on the following 2-point conversion to give Arkansas a 48-47 lead with 43 seconds left in the game. He is tied for sixth in the country with four receptions of 50 or more yards and is the only FBS receiver this year to make 32 or fewer catches while averaging at least 19 yards per reception.

2020 HONORS

WEEKLY AWARDS

Jalen Catalon • R-Fr. • DB

SEC Defensive Player of the Week - Tennessee
Jim Thorpe Award Player of the Week - Tennessee

Hudson Clark • R-Fr. • DB

SEC Freshman of the Week - Ole Miss
Jim Thorpe Award Player of the Week - Ole Miss
PFF MVP of the Week - Ole Miss

Joe Foucha • Jr. • DB

SEC co-Defensive Player of the Week - Mississippi State

Grant Morgan • R-Sr. • LB

SEC co-Defensive Player of the Week - Ole Miss
Chuck Bednarik National Player of the Week - Ole Miss
Nagurski National Defensive Player of the Week - Ole Miss
Athlon Sports Defensive Player of the Week - Ole Miss

Bumper Pool • Jr. • LB

SEC co-Defensive Player of the week - Mississippi State
Nagurski National Defensive Player of the Week - MSST

PRESEASON ALL-SEC

Rakeem Boyd • Sr. • RB

Phil Steele - Second Team Offense
Athlon Sports - Second Team Offense
SEC Coaches - Second Team Offense

Treyton Burks • So. • WR

Phil Steele - Third Team Punt Return

Ty Clary • Sr. • OL

Phil Steele - Fourth Team Offense

Bumper Pool • Jr. • LB

Phil Steele - Fourth Team Defense

Jordan Silver • Sr. • LS

Phil Steele - Fourth Team Special Teams

Ricky Stromberg • So. • OL

Athlon Sports - Fourth Team Offense

De'Vion Warren • Sr. • WR

Phil Steele - Fourth Team Kick Return
Athlon Sports - Fourth Team Kick Return

WATCH LISTS/AWARD SEMIFINALISTS

Rakeem Boyd • Sr. • RB

Doak Walker Award Watch List
Maxwell Award Watch List
Reese's Senior Bowl Top 250
Earl Campbell Tyler Rose Award Watch List

Treyton Burks • So. • WR

Biletnikoff Award Watch List
Paul Hornung Award Watch List

Jalen Catalon • R-Fr. • DB

Jim Thorpe Award Semifinalist
FWAA Freshman All-American Watch List

Hudson Clark • R-Fr. • DB

FWAA Freshman All-American Watch List

Myron Cunningham • Sr. • OL

Reese's Senior Bowl Top 250

Feleipe Franks • Sr. • QB

Johnny Unitas Golden Arm Award Top 15
Mayo Clinic Comeback Player of the Year Semifinalist
Reese's Senior Bowl Top 250

Brady Latham • R-Fr. • OL

FWAA Freshman All-American Watch List

Grant Morgan • R-Sr. • LB

Burlsworth Trophy Finalist
The Butkus Award Semifinalist

Barry Odom • Defensive Coordinator

Broyles Award nominee

Bumper Pool • LB

Lott IMPACT Trophy Semifinalist

A.J. Reed • Sr. • K

Lou Groza Award Watch List

RAZORBACKS IN THE NFL

#PR^{NFL}HOGS

As of Dec. 23, 2020

Name	Pos.	NFL Team
McTelvin Agim	DL	Denver Broncos
Brandon Allen	QB	Cincinnati Bengals
Kamren Curl	S	Washington Football Team
*Trey Flowers	DE	Detroit Lions
Hjalte Froholdt	OL	Houston Texans
Dre Greenlaw	LB	San Francisco 49ers
^Chase Harrell	TE	San Francisco 49ers
^De'Jon Harris	LB	Green Bay Packers
Hunter Henry	TE	Los Angeles Chargers
^Cody Hollister	WR	Tennessee Titans
Jeremiah Ledbetter	DT	Tampa Bay Buccaneers
*Jason Peters	OL	Philadelphia Eagles
Frank Ragnow	OL	Detroit Lions
Randy Ramsey	LB	Green Bay Packers
Dan Skipper	OL	Detroit Lions
^Chris Smith	DE	Las Vegas Raiders
T.J. Smith	DL	Los Angeles Chargers
Jeremy Sprinkle	TE	Washington Football Team
Armon Watts	DL	Minnesota Vikings
Jonathan Williams	RB	Detroit Lions
Deatrich Wise Jr.	DE	New England Patriots

* Reserve/Injured // ^ Practice Squad

ACTIVE CAREER LEADERS

TACKLES

Rank	Player, Class	Tackles
1.	Bumper Pool, Jr.	224
2.	Grant Morgan, R-Sr.	212
3.	Joe Foucha, Jr.	158
4.	Jalen Catalon, R-Fr.	105
5.	Hayden Henry, Sr.	83

TACKLES FOR LOSS

Rank	Player, Class	TFL
1.	Grant Morgan, R-Sr.	16.5
2.	Bumper Pool, Jr.	15.5
3.	Jonathan Marshall, Sr.	11.5
4.	Hayden Henry, Sr.	5.5
5.	Dorian Gerald, R-Sr.	4.0

SACKS

Rank	Player, Class	Sacks
1.	Grant Morgan, R-Sr.	4.0
2.	Hayden Henry, Sr.	2.5
3.	Julius Coates, Jr.	2.0
4.	Eric Gregory, R-Fr.	2.0
5.	Dorian Gerald, R-Sr.	1.5

INTERCEPTIONS

Rank	Player, Class	INTs
1.	Hudson Clark, R-Jr.	3
	Greg Brooks, So.	3
	Montaric Brown, Jr.	3
	Jalen Catalon, R-Fr.	3
5.	Grant Morgan, R-Sr.	1
	Eric Gregory, R-Fr.	1

RUSHING

Rank	Player, Class	Yards
1.	Rakeem Boyd, Sr.	2,176
2.	Trelon Smith, R-Jr.	770
3.	Feleipe Franks, R-Sr.	642
4.	T.J. Hammonds, R-Sr.	447
5.	De'Vion Warren, Sr.	93

RECEPTIONS

Rank	Player, Class	Receptions/Yards
1.	Mike Woods, Jr.	85/1,248
2.	Treyton Burks, So.	80/1,295
3.	Rakeem Boyd, Sr.	73/867
4.	Trey Knox, So.	36/455
5.	Trelon Smith, R-Jr.	26/159

RAZORBACK NOTEBOOK

CAPTAIN MORGAN

Senior captain and former walk-on Grant Morgan ranks second in the nation with 111 total tackles and was named All-SEC first team and a Butkus Award Semifinalist, which is awarded to the nation's top linebacker. Morgan has recorded four games of 15 or more tackles, the most in a single-season at Arkansas since safety Ken Hamlin had four in 2002. Morgan became the first Razorback since Tony Bua in 2003 to record consecutive games of 15+ tackles with his second 19-tackle performance vs. LSU. His first 19-tackle game came in the win over Ole Miss along with 3.0 tackles for loss, 1.0 sack, two passes broken up and an interception return for a touchdown. Morgan became the second FBS player since 2000 to record at least 15 tackles with 3.0 tackles for loss and an interception return for a touchdown. He tied his career-high of 19 tackles against LSU while making 1.5 tackles for loss. Both of his 19-tackle games are the third-most in a single-game by an FBS player this season. Morgan has missed just one game in his four non-redshirt seasons, and made his first career start this year Week 1 vs. Georgia. He is also a semifinalist for the Burlsworth Trophy, given to the FBS' most outstanding player who began their career as a walk-on. The Greenwood, Ark. native is the younger brother of former Arkansas receiver Drew Morgan.

BUMP DAT

Junior linebacker Bumper Pool is second on the team in total tackles (101) and his average of 11.2 tackles per game is second in the SEC while ranking ninth nationally and was named All-SEC second team. He is tied with teammate Grant Morgan for FBS lead, making 11 or more tackles in six games. Pool's 20 tackles in Arkansas' 21-14 Week 2 win at No. 16 Mississippi State is second-most in a single game in FBS this year. The mark ranks 10th in school history for most tackles in a game, and he is just one of nine SEC players to reach 20 stops in a game over the last 10 years. Jerry Franklin (2010 vs. Ole Miss) was the last Razorback to have 20 tackles in a game, while Pool is the first Hog to have 20 tackles with two passes broken up. Pool captured SEC co-Defensive Player of the Week and Bronko Nagurski National Defensive Player of the Week honors for the effort. In Week 5 at Texas A&M, Pool had a game-high 14 tackles with a career-high 3.0 tackles for loss. The following week, he again recorded a game-high 14 tackles with 1.5 tackles for loss and a QB hurry against Tennessee. Last year, Pool was second of the team with 94 tackles.

400 CLUB

The Arkansas offense got off to a slow start this season in the team's first two games, averaging just 277.5 yards per contest, but has picked up speed over the season to average 391.5 yards per game. The Hogs' had a five game when they topped 400 yards in total offense each game, including a season-high 566 yards at Missouri. Arkansas' five-game streak of 400+ total yards is the longest since a six-game streak in 2016 against TCU (403), Texas State (467), Texas A&M (491), Alcorn State (559), Alabama (473) and Ole Miss (429). The Hogs have gained 400+ total yards four times on the road this year, tied for second most in FBS.

RUNNING RAZORBACKS

After posting an average of 86.3 rushing yards per game over the season's first three contests, the Razorbacks have averaged 179.1 yards per game on the ground over the last seven games. On the road at Missouri, Arkansas racked up a season-high

292 rushing yards and four TDs. At Florida, the Hogs rumbled for 208 yards and three TDs, the most rushing yards and TDs the Gators have allowed all year. Against the Aggies, RB Rakeem Boyd ran for 100 yards and QB Feleipe Franks added 91, the most by a Razorback QB since Matt Jones in 2004 vs. Texas. The Hogs had three rushers eclipse 40 yards against the Volunteers in Trelon Smith (72), Rakeem Boyd (65) and De'Vion Warren (41). At Florida, three different ball carriers scored a rushing TD (Trelon Smith, Rakeem Boyd and KJ Jefferson) in a game for the first time since 2017 against Florida A&M. Smith also recorded the first 100-yard game of his career with 118 yards powered by an 83-yard TD run for his first-ever rushing TD. Smith ran for a career-high and 2020 individual team-high 172 yards and three TDs at Missouri.

ONE FOR ONE

Head Coach Sam Pittman is the fifth Arkansas head coach to lead the Razorbacks to a bowl game in his first season on The Hill and the first since Houston Nutt in 1998. Pittman joins Nutt, Ken Hatfield (1984), Lou Holtz (1977) and John Barnhill (1946). Holtz is the only one of the five to score a victory in his bowl game, securing one of the greatest upsets in Arkansas history with a 31-6 victory over No. 2 Oklahoma in the Orange Bowl. Pittman's three SEC wins in his first season as the Head Hog are the most for an Arkansas head coach since Nutt won six in his first year. Barnhill's Razorbacks also played their bowl game in Texas, battling LSU to a 0-0 tie in Arkansas' first-ever Cotton Bowl to finish 6-3-2. Barnhill later became Arkansas' Athletic Director and has an athletics building named after him (Barnhill Arena).



Grant Morgan leads the SEC and ranks second nationally in tackles with 111. He is a finalist for the Burlsworth Trophy.

RAZORBACK NOTEBOOK

ARKANSAS VS. THE WORLD (TOP 25)

The Razorbacks have taken on six AP Top 25 teams this season. Arkansas started the season against three straight Top 20 teams in No. 4 Georgia, No. 16 Mississippi State and No. 13 Auburn. The Hogs later added road games at No. 8 Texas A&M and No. 6 Florida. LSU, Ole Miss and Arkansas were the only teams in the league to play the SEC's top three teams - Alabama, Florida, Texas A&M - with the Tigers visiting The Swamp and Ole Miss visiting Kyle Field on Saturday.

A LONG, LONG TIME AGO IN LITTLE ROCK

Legendary QBs Quinn Grovey (Arkansas) and Andre Ware (Houston) will both be on the call at the Mercari Texas Bowl - Grovey as the analyst on the Razorbacks' radio broadcast and Ware as the analyst for ESPN. The two former Southwest Conference QBs duelled in one of the most famous games in Little Rock's War Memorial Stadium history in 1989. Grovey led the No. 18 Hogs to a 45-39 victory over the No. 12 Cougars on the Razorbacks' way to their second-straight SWC title. Ware, of course, went on to win the Heisman Trophy that season.

THE NEXT BIG THING FROM WARREN, ARKANSAS

Warren, Ark. is a small town (population 5,587) in southern Arkansas that is famous for two things: tomatoes and producing NFL players. The town has annually hosted the Pink Tomato Festival in June since 1956, celebrating the South Arkansas Vine Ripe Pink Tomato. The Warren HS Lumberjacks are one of the elite programs in the state having won four state titles and produced NFL players and former Razorbacks Greg Childs, Chris Gragg and Jarius Wright.

BIG HANDS = BIG GLOVES

Treyton Burks was one of the top baseball players in the state of Arkansas while he was in high school at Warren and had one of the biggest mitts having been blessed with size 10.25 inch hands, measured from thumb to pinky finger.

Here is how his size 5XL hands compare:

- Average male size - 7.6"
- Arizona Cardinals Receiver DeAndre Hopkins - 10.1"
- Cleveland Browns Receiver Odell Beckham Jr. - 10"
- Atlanta Falcons Receiver Julio Jones - 9.75"
- NBA Hall of Famer Shaquille O'Neal - 11.75"

TACKLING TRIO

LBs Grant Morgan and Bumper Pool have teamed up with Jalen Catalon to account for 37.0% of the Razorbacks tackles to this point in the season. They are the team's top three tacklers and have combined for 311 tackles. Morgan's is second in FBS with 111 tackles, giving the Razorbacks four straight seasons with at least one player with 100+ tackles and five of the last six seasons.

HOGS UNITED

In an effort to fight social injustices and engage in the community, the Arkansas football team has committed to devoting time regularly throughout the season to community service. During camp, the team videochatted with members of the Fayetteville Boys & Girls Club and Yvonne Richardson Center, continuing to encourage them as society handles this unique time period. The Hogs also engaged in a discussion with members of the Fayetteville Police Department as a team. This season, the Razorbacks will wear a patch on their jerseys with the word "Equality" as the team strives to make an impact to better our community, state and nation.

C ON THEIR CHEST

On Sept. 16, head coach Sam Pittman announced the team's four captains for the 2020 season. All seniors, the captain's list includes: Rakeem Boyd, Feleipe Franks, Jonathan Marshall and Grant Morgan. Prior to the Missouri game, Myron Cunningham was voted a captain. For the 2020 campaign, only one player will be allowed to participate in the pregame coin toss due to player safety precautions.

Arkansas returns to the Texas Bowl for the first time since the 2014 season, capping the year with a 31-7 victory over Texas. The Hogs' OL coach that season was **Sam Pittman**, who leads Arkansas into the Texas Bowl this year as the head coach.



SEC STANDINGS

EASTERN DIVISION

Team	OVR	SEC	Home	Road	Strk
Florida	8-2	8-3	4-1	3-1	L2
Georgia	7-2	7-2	3-0	4-1	W3
Missouri	5-5	5-5	4-2	1-3	L2
Kentucky	4-6	4-6	3-2	1-4	W1
Tennessee	3-7	3-7	1-4	2-3	L1
S. Carolina	2-8	2-8	1-4	1-4	L5
Vanderbilt	0-9	0-9	0-5	0-4	L9

WESTERN DIVISION

Team	OVR	SEC	Home	Road	Strk
Alabama	11-0	10-0	5-0	5-0	W11
Texas A&M	8-1	8-1	4-0	4-1	W7
Auburn	6-4	6-4	4-1	2-3	W1
LSU	5-5	5-5	2-2	3-3	W2
Ole Miss	4-5	4-5	2-3	2-2	L1
Arkansas	3-7	3-7	2-3	1-4	L4
Miss. State	3-7	3-7	2-2	1-4	W1

SEC BOWL SCHEDULE

UNION HOME MORTGAGE GASPARILLA BOWL

Dec. 26 | South Carolina vs. UAB | Canceled

TRANSPerfect MUSIC CITY BOWL

Dec. 30 | Iowa vs. Missouri | Canceled

GOODYEAR COTTON BOWL

Dec. 30 | Oklahoma vs. Florida | 7 p.m. | ESPN

LOCKHEED MARTIN ARMED FORCES BOWL

Dec. 31 | Tulsa vs. Mississippi State | 11 a.m. | ESPN

MERCARI TEXAS BOWL

Dec. 31 | Arkansas vs. TCU | 11 a.m. | ESPN

CHICK-FIL-A PEACH BOWL

Jan. 1 | Cincinnati vs. Georgia | 11 a.m. | ESPN

VRBO CITRUS BOWL

Jan. 1 | Northwestern vs. Auburn | 12 p.m. | ABC

COLLEGE FOOTBALL PLAYOFF SEMIFINAL AT THE ROSE BOWL

Jan. 1 | Alabama vs. Notre Dame | 4 p.m. | ESPN

TAXSLAYER GATOR BOWL

Jan. 2 | Kentucky vs. NC State | 11 a.m. | ESPN

OUTBACK BOWL

Jan. 2 | Indiana vs. Ole Miss | 11:30 a.m. | ABC

CAPITAL ONE ORANGE BOWL

Jan. 2 | Texas A&M vs. North Carolina | 7 p.m. | ESPN

All times Central



THE HOG POD WITH BO MATTINGLY

Check out the Hog Pod with Bo Mattingly for great stories and insight about Razorbacks football - including episodes with Head Coach Sam Pittman, defensive coordinator Barry Odom, offensive coordinator Kendal Briles, special teams coordinator Scott Fountain, LB coach Rion Rhoades, RB Rakeem Boyd, QB Feleipe Franks and AD Hunter Yurachek. Find the podcast on apple podcasts, Spotify or visit arkansasrazorbacks.com/thehogpod.

MISCELLANEOUS OFFENSE STATS

GAMES WITH A RECEPTION

Player	2017	2018	2019	2020	Career
Rakeem Boyd	--	9	7	5	21
Treyton Burks	--	--	10	9	19
T.J. Hammonds	1	3	3	2	9
Hudson Henry	--	--	2	5	7
Koilan Jackson	--	1	2	--	3
KJ Jefferson	--	--	1	0	1
Blake Kern	0	0	0	9	9
Trey Knox	--	--	7	5	12
Tyson Morris	--	2	8	6	16
Trelon Smith	--	--	--	9	9
De'Vion Warren	1	2	3	7	13
John David White	--	--	1	0	1
Mike Woods	--	8	9	10	27

5+ RECEPTIONS

Player	2017	2018	2019	2020	Career
Rakeem Boyd	--	1	0	0	1
Treyton Burks	--	--	1	6	7
Hudson Henry	--	--	0	1	1
Trey Knox	--	--	3	0	3
Trelon Smith	--	--	--	2	2
De'Vion Warren	--	--	--	1	1
Mike Woods	--	0	2	1	3

20+ YARD RECEPTION

Player	2017	2018	2019	2020	Career
Rakeem Boyd	--	3	2	0	5
Treyton Burks	--	--	10	13	23
T.J. Hammonds	1	1	--	1	3
Blake Kern	0	0	0	2	2
Trey Knox	--	--	5	1	6
Tyson Morris	--	0	1	0	1
Trelon Smith	--	--	--	2	2
De'Vion Warren	0	0	0	5	5
Mike Woods	--	4	6	7	17

40+ YARD RECEPTION

Player	2017	2018	2019	2020	Career
Treyton Burks	--	--	0	6	6
T.J. Hammonds	1	1	0	1	3
Trey Knox	--	--	1	0	1
De'Vion Warren	--	--	--	2	2
Mike Woods	--	0	3	5	8

FIRST DOWN RECEPTIONS

Player	2017	2018	2019	2020	Career
Rakeem Boyd	--	5	7	0	12
Treyton Burks	--	--	22	33	55
T.J. Hammonds	1	2	1	1	5
Hudson Henry	--	--	1	7	8
Koilan Jackson	--	1	2	0	3
Blake Kern	0	0	0	11	11
Trey Knox	--	--	15	4	19
Tyson Morris	--	2	9	3	14
Trelon Smith	--	--	--	7	7
De'Vion Warren	0	1	1	12	14
John David White	--	--	1	0	1
Mike Woods	--	9	22	21	52

100 YARDS RECEIVING

Player	2017	2018	2019	2020	Career
Treyton Burks	--	--	0	4	4
De'Vion Warren	0	0	0	1	1
Mike Woods	--	0	1	2	4

200 YARDS RECEIVING

Player	2017	2018	2019	2020	Career
Treyton Burks	--	--	0	1	1

GAMES WITH A RECEIVING TD

Player	2017	2018	2019	2020	Career
Treyton Burks	--	--	0	5	5
T.J. Hammonds	1	1	0	0	2
Hudson Henry	--	--	--	1	1
Koilan Jackson	--	0	1	0	1
Blake Kern	0	0	0	2	2
Trey Knox	--	--	2	0	2
Tyson Morris	--	1	1	1	3
Trelon Smith	--	--	--	1	1
De'Vion Warren	0	1	0	2	3
Mike Woods	--	1	4	4	9

GAMES WITH MULTIPLE RECEIVING TDS

Player	2017	2018	2019	2020	Career
Treyton Burks	--	--	0	1	1
De'Vion Warren	0	0	0	1	1
Mike Woods	--	0	0	1	1

10+ YARD RUNS

Player	2017	2018	2019	2020	Career
Rakeem Boyd	--	22	26	6	54
Treyton Burks	--	--	1	4	5
Feleipe Franks	--	--	--	8	8
T.J. Hammonds	9 (3)	1	2	3	18
KJ Jefferson	--	--	3	3	6
John Stephen Jones	--	1	1	0	2
Jack Lindsey	--	--	1	1	2
A'Montae Spivey	--	--	1	0	1
Trelon Smith	--	--	--	12	18
De'Vion Warren	0	1	3	2	6

20+ YARD RUNS

Player	2017	2018	2019	2020	Career
Rakeem Boyd	--	9	8	0	17
Feleipe Franks	--	--	--	3	3
T.J. Hammonds	4 (1)	0	1	1	7
KJ Jefferson	--	--	1	0	1
Jack Lindsey	--	--	1	1	2
Trelon Smith	--	--	--	4	4
De'Vion Warren	0	0	0	1	1

RUSHING FIRST DOWNS

Player	2017	2018	2019	2020	Career
Rakeem Boyd	--	32	34	20	85
Treyton Burks	--	--	1	6	7
Feleipe Franks	--	--	--	13	13
T.J. Hammonds	9 (4)	1	2	5	21
KJ Jefferson	--	--	7	6	13
John Stephen Jones	--	0	2	--	2
Jack Lindsey	--	--	1	1	2
Trelon Smith	--	--	--	35	35
De'Vion Warren	0	1	3	2	6

100 YARDS RUSHING

Player	2017	2018	2019	2020	Career
Rakeem Boyd	--	3	5	1	9
T.J. Hammonds	1	0	0	0	1
Trelon Smith	--	--	--	2	2

GAMES WITH A RUSHING TD

Player	2017	2018	2019	2020	Career
Rakeem Boyd	--	2	5	3	10
TJ Hammonds	1 (1)	0	0	0	2
KJ Jefferson	--	--	1	2	3
Trelon Smith	--	--	--	2	2

GAMES WITH MULTIPLE RUSHING TDS

Player	2017	2018	2019	2020	Career
Rakeem Boyd	--	0	3	0	3
Trelon Smith	--	--	--	1	1

MISC. DEFENSE STATS

DOUBLE-DIGIT TACKLES

Player	2017	2018	2019	2020	Career
Jalen Catalon	--	--	--	7	7
Hudson Clark	--	--	--	1	1
Joe Foucha	--	0	2	1	3
Grant Morgan	0	0	0	6	6
Bumper Pool	--	0	2	7	9

TEAM LEADER IN TACKLES (Ties included)

Player	2017	2018	2019	2020	Career
Jalen Catalon	--	--	--	1	1
Hudson Clark	--	--	--	1	1
Joe Foucha	--	0	2	0	2
Grant Morgan	1	0	0	4	5
Bumper Pool	--	0	3	5	8

GAMES WITH A SACK (Half sacks included)

Player	2017	2018	2019	2020	Career
Julius Coates	--	--	--	2	2
Joe Foucha	--	0	0	1	1
Dorian Gerald	--	--	0	1	1
Eric Gregory	--	--	--	3	3
Hayden Henry	0	1	1	1	3
Xavier Kelly	--	--	--	1	1
Jonathan Marshall	0	0	0	1	1
Grant Morgan	0	0	1	3	4
Isaiah Nichols	--	--	--	1	1
Bumper Pool	0	0	1	1	2
Zach Williams	--	--	0	1	1

MULTIPLE SACKS (1.5 sacks or more)

Player	2017	2018	2019	2020	Career
Dorian Gerald	--	--	0	1	1

CAREER 100-YARD RUSHING GAMES

Rakeem Boyd • Sr. • RB (9)

185 - Western Kentucky, 2019
134 - Kentucky, 2019
122 - Colorado State, 2019
114 - Mississippi State, 2019
114 - Portland State, 2019
113 - Vanderbilt, 2018
109 - Ole Miss, 2018
102 - Alabama, 2018
100 - Texas A&M, 2020

T.J. Hammonds • R-Sr. • RB (1)

119 - Coastal Carolina, 2017

Trelon Smith • R-Jr. • RB (2)

172 - Missouri, 2020
118 - Florida, 2020

CAREER 100-YARD RECEIVING GAMES

Treyton Burks • So. • WR (4)

206 - Missouri, 2020
137 - Ole Miss, 2020
117 - Texas A&M, 2020
102 - Georgia, 2020

De'Vion Warren • Sr. • WR (1)

100 - Mississippi State, 2020

Mike Woods • Jr. • WR (3)

140 - LSU, 2020
129 - Florida, 2020
115 - San Jose State, 2019

MONEY PLAYS

NOTE: Money plays are defined as plays resulting in a first down or a touchdown.

Money Rushers	1st	TD	No	Att	Money Receptions	1st	TD	No	Rec
Trelon Smith	35	5	36	134	Treyton Burks	33	7	34	51
Rakeem Boyd	20	3	21	82	Mike Woods	21	5	23	31
Feleipe Franks	13	1	14	75	Blake Kern	11	2	13	20
KJ Jefferson	6	2	7	24	DeVion Warren	12	3	12	15
Treyton Burks	6	0	6	15	Trelon Smith	7	1	8	22
TJ Hammonds	5	0	5	14	Hudson Henry	7	1	7	16
DeVion Warren	2	0	2	4	Tyson Morris	3	1	4	7
Jack Lindsey	1	0	1	1	Trey Knox	4	0	4	7
TOTALS	88	11	92	360	TJ Hammonds	1	0	1	3
					Woods+Spivey	1	0	1	1
					TOTALS	100	20	107	183

1st Down				
Money Rushers	1st	TD	No	Att
Trelon Smith	13	2	13	65
Rakeem Boyd	3	1	4	40
Feleipe Franks	2	0	2	30
DeVion Warren	2	0	2	3
KJ Jefferson	2	1	2	7
Treyton Burks	2	0	2	10
TJ Hammonds	1	0	1	7
TOTALS	25	4	26	168

2nd Down					
Money Rushers	1st	TD	No	Att	
Trelon Smith	17	3	18	52	
Rakeem Boyd	11	2	11	35	
Feleipe Franks	6	1	7	26	
TJ Hammonds	3	0	3	6	
KJ Jefferson	2	1	3	8	
Treyton Burks	1	0	1	2	
TOTALS	40	7	43	134	

3rd Down					
Money Rushers	1st	TD	No	Att	
Trelon Smith	5	0	5	17	
Feleipe Franks	5	0	5	19	
Rakeem Boyd	5	0	5	6	
Treyton Burks	2	0	2	2	
KJ Jefferson	1	0	1	7	
TJ Hammonds	1	0	1	1	
TOTALS	19	0	19	53	

4th Down					
Money Rushers	1st	TD	No	Att	
Treyton Burks	1	0	1	1	
KJ Jefferson	1	0	1	2	
Rakeem Boyd	1	0	1	1	
Jack Lindsey	1	0	1	1	
TOTALS	4	0	4	5	

1st Down				
Money Receptions	1st	TD	No	Rec
Mike Woods	14	3	14	17
Treyton Burks	13	3	14	24
DeVion Warren	7	2	7	10
Blake Kern	4	2	6	11
Tyson Morris	1	1	2	4
Woods+Spivey	1	0	1	1
TJ Hammonds	1	0	1	3
Trey Knox	1	0	1	3
TOTALS	42	11	46	93

2nd Down				
Money Receptions	1st	TD	No	Rec
Treyton Burks	10	2	10	16
Hudson Henry	5	1	5	5
Mike Woods	3	1	4	6
DeVion Warren	3	1	3	3
Blake Kern	3	0	3	4
Trey Knox	3	0	3	4
Trelon Smith	2	0	2	6
Tyson Morris	1	0	1	2
TOTALS	30	5	31	46

3rd Down				
Money Receptions	1st	TD	No	Rec
Treyton Burks	9	2	9	10
Trelon Smith	4	1	5	7
Blake Kern	4	0	4	5
Mike Woods	3	1	4	7
Hudson Henry	2	0	2	4
DeVion Warren	2	0	2	2
Tyson Morris	1	0	1	1
TOTALS	25	4	27	41

4th Down				
Money Receptions	1st	TD	No	Att
Treyton Burks	1	0	1	1
Trelon Smith	1	0	1	1
Mike Woods	1	0	1	1
TOTALS	3	0	3	3

20+ YARD BREAKDOWN

BY YARDS

Yards	No.	TD
100+	0	0
90-99	0	0
80-89	2	2
70-79	0	0
60-69	3	3
50-59	7	1
40-49	4	2
30-39	5	2
20-29	27	1
TOTAL	48	11

BY TYPE

Type	No.	TD
Rushing	11	1
Passing	30	7
Punt returns	0	0
Kick returns	3	0
Interceptions	4	3
Fumble returns	0	0
Other	0	0
TOTAL	48	11

BY PLAYER

Player	No.	TD	R	P	KR	PR	IR	FR
Treyton Burks	12	4	0	12	0	0	0	0
DeVion Warren	9	1	1	5	3	0	0	0
Mike Woods	7	2	0	7	0	0	0	0
Trelon Smith	6	1	4	2	0	0	0	0
Feleipe Franks	3	0	3	0	0	0	0	0
TJ Hammonds	3	0	2	1	0	0	0	0
Blake Kern	2	0	0	2	0	0	0	0
Jalen Catalon	1	1	0	0	0	0	1	0
Greg Brooks Jr	1	1	0	0	0	0	1	0
Grant Morgan	1	1	0	0	0	0	1	0
Trey Knox	1	0	0	1	0	0	0	0
Joe Foucha	1	0	0	0	0	0	1	0
Jack Lindsey	1	0	1	0	0	0	0	0
TOTAL	48	11	11	30	3	0	4	0

ARKANSAS 20+ YARD PLAYS

Yards	Type	Player(s)	Opponent
*83	Rush	Trelon Smith	Florida
*82	Pass	Mike Woods from Feleipe Franks	Florida
*69	INT	Greg Brooks Jr	Mississippi State
*68	Pass	Treyton Burks from KJ Jefferson	Missouri
*65	Pass	Treyton Burks from Feleipe Franks	LSU
*59	Pass	Treyton Burks from Feleipe Franks	Tennessee
56	Pass	Mike Woods from Feleipe Franks	Tennessee
55	Pass	Treyton Burks from Feleipe Franks	Ole Miss
52	Pass	DeVion Warren from Feleipe Franks	Mississippi State
51	Pass	TJ Hammonds from Feleipe Franks	LSU
50	Pass	Mike Woods from Feleipe Franks	LSU
50	Pass	Mike Woods from Feleipe Franks	LSU
*49	Pass	Treyton Burks from Feleipe Franks	UGA
*47	Pass	Mike Woods from Feleipe Franks	Florida
44	Pass	DeVion Warren from Feleipe Franks	Auburn
41	Pass	Treyton Burks from KJ Jefferson	Missouri
36	Pass	Treyton Burks from Feleipe Franks	Texas A&M
35	Pass	Blake Kern from Feleipe Franks	Auburn
*35	INT	Jalen Catalon	Ole Miss
32	KR	DeVion Warren	Florida
*30	Pass	DeVion Warren from Feleipe Franks	Auburn
29	Pass	Mike Woods from Feleipe Franks	LSU
29	Rush	TJ Hammonds	LSU
28	Rush	Feleipe Franks	Texas A&M
28	Rush	Feleipe Franks	Texas A&M
28	Pass	DeVion Warren from Feleipe Franks	UGA
27	Pass	Treyton Burks from Feleipe Franks	UGA
26	KR	DeVion Warren	Tennessee
26	INT	Joe Foucha	Mississippi State
25	Pass	Treyton Burks from Feleipe Franks	Florida
25	Pass	Trelon Smith from Feleipe Franks	Auburn
24	Rush	Feleipe Franks	Tennessee
24	Pass	Blake Kern from Feleipe Franks	Tennessee
24	Pass	Trelon Smith from Feleipe Franks	Alabama
*23	INT	Grant Morgan	Ole Miss
23	Rush	Trelon Smith	Tennessee
22	Rush	Trelon Smith	Tennessee
22	Pass	Trey Knox from KJ Jefferson	Missouri
22	Pass	DeVion Warren from Feleipe Franks	Texas A&M
22	Rush	DeVion Warren	Tennessee
21	Pass	Treyton Burks from KJ Jefferson	Missouri
21	Rush	Trelon Smith	Missouri
21	KR	DeVion Warren	Florida
21	Rush	TJ Hammonds	Missouri
21	Pass	Treyton Burks from Feleipe Franks	Texas A&M
20	Pass	Treyton Burks from Feleipe Franks	UGA
20	Rush	Jack Lindsey	Missouri
20	Pass	Mike Woods from Feleipe Franks	Mississippi State

* touchdown scored on play

NEED TO KNOW INFO

Opponent	Captains	Length	Coin Toss	Kick/Receive	Helmet/Jersey/Pants	Attendance	1st Poss.	Opp. 1st Poss.	Result
Georgia	Morgan, Boyd, Franks, Marshall	3:44	UGA	REC	Cardinal/Cardinal/White	16,500	PUNT	PUNT	L 37-10
at Miss. State	Boyd, Franks, Marshall, Morgan	3:19	ARK	KICK	Cardinal/White/White	13,564	PUNT	INT	W 21-14
at Auburn	Franks, Marshall, Morgan	3:37	AUB	REC	Cardinal/White/White	17,490	PUNT	PUNT	L 30-28
Ole Miss	Franks, Boyd, Marshall, Morgan	3:20	MISS	REC	Cardinal/Cardinal/White	16,500	PUNT	FUM	W 33-21
at Texas A&M	Morgan, Boyd, Franks, Marshall	3:22	ARK	KICK	Cardinal/White/White	27,114	TD	PUNT	L 42-31
Tennessee	Franks, Boyd, Marshall, Morgan	2:59	ARK	KICK	Cardinal/Cardinal/White	16,500	PUNT	FG	W 24-13
at Florida	Franks, Boyd, Marshall, Morgan	3:21	ARK	KICK	Cardinal/White/White	16,116	TD	TD	L 63-35
LSU	Morgan, Franks, Marshall	3:36	LSU	REC	Cardinal/Cardinal/White	16,500	PUNT	PUNT	L 27-24
at Missouri	Cunningham, Morgan, Franks, Marshall	3:53	ARK	KICK	White/White/White	11,738	PUNT	FG	L, 50-48
Alabama	Franks, Cunningham, Marshall, Morgan	3:04	ARK	REC	Cardinal/Cardinal/White	16,500	PUNT	FG	L, 52-3

HEAD COACH SAM PITTMAN

• Fifth Arkansas head coach to lead Razorbacks to a bowl game in his first season, joining Houston Nutt (1998), Ken Hatfield (1984), Lou Holtz (1977) and John Barnhill (1946).

• Arkansas' three wins this season are the most for a team coming off a zero-win SEC schedule since Auburn's Gus Malzahn in 2012.

• Led the Razorbacks to three wins already in his first year as head coach - the most SEC wins since 2016 and most wins overall since 2017.

• Snapped the program's 20-game SEC losing streak with a victory at No. 16 Mississippi State in just the team's second game of the season.

• He is the first first-year Arkansas head coach to win three or more SEC games in his first season since Houston Nutt won six in 1998.

• Has overseen a turnaround on both sides of the ball with the defense forcing an SEC-best 17 turnovers and the offense averaging 55 yards more



Sam Pittman returns to The Hill as the 34th head coach in Razorback history after four seasons on staff at Georgia, including this last season when he served as the Associate Head Coach and offensive line coach for the Bulldogs. Georgia was just the most recent stop of Pittman's career that has spanned the high school, junior college and collegiate levels.

The Oklahoma native has coached at seven different Power 5 schools during his 32 years of coaching, including Oklahoma, Missouri, Kansas, North Carolina and Tennessee. With a wealth of experience, Pittman is widely regarded as one of the nation's best offensive line coaches and recruiters. He has coached 15 players that have been selected in the NFL Draft since 2013, including first round picks Andrew Thomas (4th in 2020), Isaiah Wilson (29th in 2020), Frank Ragnow (20th in 2018), Isaiah Wynn (23rd overall in 2018), Ja'Wuan James (19th overall in 2014) and Jonathan Cooper (7th overall in 2013). Overall, Pittman has coached seven offensive linemen that were selected in the first round of the NFL Draft, including Stockar McDougle (20th overall in 2000). Travis Swanson also became the highest drafted Razorback center in school history when he was picked 76th overall in 2014.

"Sam Pittman has been an integral part of successful teams that have competed at the highest levels, including for SEC and NCAA Championships," Vice Chancellor and Director of Athletics Hunter Yurachek said. "As one of the nation's premier offensive line coaches, he has built a remarkable body of work thanks to his tremendous passion for his student-athletes, including teaching the fundamentals and developing his players on and off the field. Sam instills in his players the motivation, grit and determination required to compete and win. Throughout this process, I heard from many of his former players about the tremendous influence he had on them as a player and as a man."

"Sam knows the Southeastern Conference inside and out and is one of the nation's best recruiters. His connections throughout football will enable him to build a quality coaching staff. In his previous tenure, Sam and his wife Jamie fell in love with the state of Arkansas and with Razorback fans. They know what a special place this is and are excited for the opportunity to come back to the Home of the Razorbacks."

Pittman arrived in Athens in 2016 as the offensive line coach as part of Kirby Smart's first staff. In his four seasons with the Bulldogs, Pittman helped Georgia to unprecedented success including three-straight Southeastern Conference Eastern Division titles. In 2019, the Bulldogs' rushing attack has been led by D'Andre Swift, who finished fourth in the league with 1,216 yards just ahead of Arkansas' Rakeem Boyd (1,133).

The 2017 Bulldogs were a special team, winning 13 games, the SEC championship and making the school's first-ever College Football Playoff appearance - a win over Oklahoma in the Rose Bowl. Georgia's offense that year was the best in the SEC and ninth nationally in rushing, led by Nick Chubb and Sony Michel. During his four seasons in Athens, he was part of a staff that produced four Top 10 recruiting classes, including the nation's No. 1 class in 2018.

An original member of Bret Bielema's staff at Arkansas in 2013, Pittman helped build the Razorbacks' offensive line into one of the best in the league. He quickly made an impact, helping Travis Swanson earn first-team All-America honors and be a Rimington Trophy finalist in 2013. His first two offensive lines at Arkansas led the SEC in sacks allowed per game and his offensive line in 2014 paved the way for two 1,000-yard rushers in Jonathan Williams and Alex Collins. That OL also averaged 328.4 pounds per player as the largest offensive line in the FBS and NFL that season.

In Pittman's final year in Fayetteville his offensive line contributed to an offense that finished second in the SEC in total offense (456.8 ypg), second in scoring (40.2 ppg) and third in passing offense (264.2 ypg). During his tenure with the Razorbacks, Pittman mentored some of the best offensive linemen at Arkansas in recent memory, including Swanson, Sebastian Tretola, Dan Skipper and Frank Ragnow.

Pittman's coaching career began in 1987 as the head coach at Princeton (Mo.) HS. He coached at Hutchinson (Kan.) CC for three seasons, including the final two as the head coach, before getting his first FBS opportunity at Northern Illinois in 1994. He later returned to NIU to help the Huskies to a pair of division championships and two bowl games. Pittman got his first experience in the SEC in 2012 when he joined the staff at Tennessee.

Pittman played defensive end at Pittsburg State, where he was a first-team NAIA All-American and twice earned all-conference recognition. He graduated with a bachelor's degree in 1986 and was inducted into the PSU Athletics Hall of Fame in 1998. He is married to his wife, Jamie.

COACHING HISTORY

2020	Arkansas Head Coach
2019	Georgia Associate Head Coach/OL
2016-18	Georgia Offensive Line
2013-15	Arkansas Asst. HC/OL/Recruiting Coord.
2012	Tennessee Offensive Line
2011	North Carolina Associate Head Coach/OL
2007-10	North Carolina Offensive Line
2004-06	Northern Illinois Assistant Head Coach/OL
2003	Northern Illinois Offensive Line
2001	Kansas Offensive Line
2000	Missouri Offensive Line
1999	Western Michigan Assistant Coach
1997-98	Oklahoma Offensive Line
1996	Cincinnati Offensive Tackles/Tight Ends
1994-95	Northern Illinois Offensive Line
1992-93	Hutchinson (Kan.) CC Head Coach
1991	Hutchinson (Kan.) CC Offensive Line
1989-90	Trenton (Mo.) HS Head Coach
1987-88	Princeton (Mo.) HS Head Coach

DEPTH CHART

OFFENSE

WR	8	Mike Woods	So. // 6-1 // 196
	7	Trey Knox	So. // 6-5 // 207
WR	16	Treyton Burks	So. // 6-3 // 232
	17	John David White	R-Fr. // 5-11 // 171
LT	76	Myron Cunningham	R-Sr. // 6-6 // 325
	73	Noah Gatlin	R-So. // 6-7 // 307
LG	62	Brady Latham	R-Fr. // 6-5 // 296
	57	Shane Clenin	R-Jr. // 6-6 // 316
-OR-	70	Luke Jones	R-So. // 6-5 // 294
C	51	Ricky Stromberg	So. // 6-4 // 311
	66	Ty Clary	Sr. // 6-4 // 298
RG	66	Ty Clary	Sr. // 6-4 // 298
	55	Beaux Limmer	R-Fr. // 6-5 // 293
	71	Ryan Winkel	R-So. // 6-6 // 307
RT	78	Dalton Wagner	R-Jr. // 6-9 // 319
	73	Noah Gatlin	R-So. // 6-7 // 307
QB	13	Feleipe Franks	R-Sr. // 6-6 // 228
	1	KJ Jefferson	R-Fr. // 6-3 // 236
RB	22	Trelon Smith	R-Jr. // 5-9 // 185
	41	T.J. Hammonds	R-Sr. // 5-10 // 192
	20	Dominique Johnson	Fr. // 6-1 // 240
TE	82	Hudson Henry	R-Fr. // 6-5 // 249
-OR-	87	Blake Kern	R-Sr. // 6-4 // 269
WR	7	Trey Knox	So. // 6-5 // 207
	19	Tyson Morris	R-Sr. // 6-1 // 202

DEFENSE

JACK	56	Zach Williams	So. // 6-4 // 246
	5	Dorian Gerald	R-Sr. // 6-3 // 288
	11	Mataio Soli	So. // 6-4 // 235
DT	93	Isaiah Nichols	R-Fr. // 6-3 // 281
	97	Xavier Kelly	R-Sr. // 6-4 // 311
	90	Marcus Miller	R-Fr. // 6-5 // 307
DT	42	Jonathan Marshall	R-Sr. // 6-3 // 317
	91	Taurean Carter	R-Fr. // 6-3 // 291
DE	50	Eric Gregory	R-Fr. // 6-4 // 283
	13	Julius Coates	R-Jr. // 6-6 // 289
WILL	10	Bumper Pool	Jr. // 6-2 // 229
	32	Deon Edwards	R-Sr. // 6-1 // 218
MIKE	31	Grant Morgan	R-Sr. // 5-11 // 222
	27	Hayden Henry	Sr. // 6-2 // 229
	28	Andrew Parker	R-So. // 6-2 // 235
CB	17	Hudson Clark	R-Fr. // 6-2 // 176
-OR-	24	LaDarrius Bishop	R-So. // 6-0 // 192
	0	Khari Johnson	Fr. // 6-0 // 189
SS	1	Jalen Catalon	R-Fr. // 5-10 // 189
	18	Myles Mason	Jr. // 6-2 // 204
BS	7	Joe Foucha	Jr. // 5-11 // 188
	15	Simeon Blair	R-So. // 5-10 // 204
	2	Myles Slusher	Fr. // 6-0 // 186
CB	21	Montaric Brown	R-Jr. // 6-0 // 190
	4	Malik Chavis	R-Fr. // 6-2 // 194
NB	9	Greg Brooks Jr.	So. // 5-11 // 185
	3	Nick Turner	Fr. // 5-11 // 189

SPECIAL TEAMS

K	35	A.J. Reed	R-Sr. // 5-11 // 186
-OR-	80	Matthew Phillips	So. // 5-10 // 175
P	30	Reid Bauer	R-So. // 5-11 // 205
	40	George Caratan	Jr. // 6-2 // 213
-OR-	43	Sam Loy	R-Sr. // 6-1 // 190
LS	48	Jordan Silver	R-Jr. // 6-1 // 235
	39	H.T. Fountain	Sr. // 6-0 // 233
H	18	Jack Lindsey	R-Sr. // 6-2 // 206
KR	14	Nathan Parodi	R-So. // 5-9 // 175
	20	Dominique Johnson	Fr. // 6-1 // 240
PR	16	Treyton Burks	So. // 6-3 // 232
-OR-	14	Nathan Parodi	R-So. // 5-9 // 175

TEXAS BOWL: TCU

GAME-BY-GAME OFFENSIVE STARTERS

Opponent	LT	LG	C	RG	RT	TE	TE/WR	QB	RB	WR	WR
Georgia	Cunningham	Latham	Stromberg	Limmer	Gatlin	Hud. Henry	Warren (WR)	Franks	Boyd	Burks	Knox
at Mississippi State	Cunningham	Latham	Stromberg	Limmer	Gatlin	Kern	Woods (WR)	Franks	Boyd	Burks	Knox
at Auburn	Cunningham	Latham	Stromberg	Limmer	Gatlin	Kern	Woods (WR)	Franks	T. Smith	Warren	Knox
Ole Miss	Cunningham	Latham	Stromberg	Clary	Gatlin	Hud. Henry	Woods (WR)	Franks	Boyd	Burks	Warren
at Texas A&M	Cunningham	Latham	Clary	Limmer	Gatlin	Hud. Henry	Woods (WR)	Franks	Boyd	Burks	Warren
Tennessee	Cunningham	Latham	Stromberg	Clary	Wagner	Hud. Henry	Woods (WR)	Franks	Boyd	Burks	Warren
at Florida	Cunningham	Latham	Stromberg	Clary	Wagner	Kern	Woods (WR)	Franks	Boyd	Burks	Warren
LSU	Cunningham	Latham	Stromberg	Clary	Wagner	Hud. Henry	Woods (WR)	Franks	T. Smith	Burks	Knox
at Missouri	Cunningham	Latham	Stromberg	Clary	Wagner	Kern	Woods (WR)	Jefferson	T. Smith	Burks	Knox
Alabama	Cunningham	Latham	Clary	Limmer	Wagner	Kern	Woods (WR)	Franks	T. Smith	Burks	Knox

GAME-BY-GAME DEFENSIVE STARTERS

Opponent	JACK	DT	DT	DE	WILL	MIKE	CB	SS	BS	CB	NB	DIME
Georgia	Gerald	Nichols	Marshall	Coates	Pool	Morgan	Jacobs	J. Catalon	Blair	Brown	Brooks Jr.	--
at Mississippi State	Z. Williams	--	Marshall	Gregory	Pool	Morgan	Jacobs	J. Catalon	Blair	Brown	Brooks Jr.	Slusher
at Auburn	Z. Williams	Nichols	Marshall	Gregory	Pool	Morgan	Jacobs	J. Catalon	Foucha	Clark	Brooks Jr.	--
Ole Miss	Z. Williams	--	Marshall	Gregory	Henry	Morgan	K. Johnson	J. Catalon	Foucha	Clark	Brooks Jr.	Mason
at Texas A&M	Kelly	Nichols	Marshall	Coates	Pool	Morgan	Clark	J. Catalon	Foucha	Brown	Brooks Jr.	--
Tennessee	Z. Williams	Nichols	Marshall	Gregory	Pool	Morgan	Clark	J. Catalon	Foucha	Brown	Brooks Jr.	--
at Florida	--	Nichols	Marshall	Gregory	Pool	Morgan	Clark	J. Catalon	Foucha	Brown	Brooks Jr.	Mason
LSU	Soli	--	Marshall	Carter	Pool	Morgan	Clark	J. Catalon	Foucha	Brown	Brooks Jr.	Mason
at Missouri	Coates	Nichols	Marshall	Gregory	Pool	Morgan	Clark	Mason	Foucha	Brown	Hay. Henry (LB)	--
Alabama	--	Nichols	Marshall	Gregory	Pool	Hay. Henry	Bishop	J. Catalon	Foucha	Brown	Turner	Mason

CAREER STARTS

OFFENSE	2020	2019	2018	2017	TOT	CONS	DEFENSE	2020	2019	2018	2017	TOT	CONS
Feleipe Franks, QB, Sr.	9	*3	*13	*8	33	1	Bumper Pool, LB, Jr.	9	12	4	-	25	6
Ty Clary, OL, Sr.	7	12	11	4	34	7	Greg Brooks Jr., DB, So.	9	12	-	-	20	-
Mike Woods, WR, Jr.	10	12	7	-	29	23	Montaric Brown, DB, Jr.	7	10	3	-	21	6
*Rakeem Boyd, RB, Sr.	6	12	8	-	26	-	Joe Foucha, DB, Jr.	8	12	1	-	21	8
Ricky Stromberg, OL, So.	8	11	-	-	19	-	*Jarques McClellion, DB, Jr.	-	11	8	-	19	-
Myron Cunningham, OL, R-Sr.	10	10	-	-	20	15	*Jerry Jacobs, DB, R-Sr.	3	*2	*11	-	16	-
Treyton Burks, WR, So.	9	9	-	-	18	7	Mataio Soli, DL, So.	1	11	-	-	12	-
Dalton Wagner, OL, R-Jr.	5	12	1	-	18	5	Jonathan Marshall, DL, R-Sr.	10	0	0	0	10	10
Trey Knox, WR, So.	6	11	-	-	17	3	Grant Morgan, LB, R-Sr.	9	0	0	0	9	-
Brady Latham, OL, R-Fr.	10	0	-	-	10	10	Jalen Catalon, DB, R-Fr.	9	0	-	-	9	1
Noah Gatlin, OL, R-So.	5	-	2	-	7	-	Hudson Clark, DB, R-Fr.	7	-	-	-	7	-
De'Vion Warren, WR, Sr.	6	0	0	0	6	-	Eric Gregory, DL, R-Fr.	7	-	-	-	7	2
Hudson Henry, TE, R-Fr.	5	-	-	-	5	-	Isaiah Nichols, DL, R-Fr.	7	0	-	-	7	2
Beaux Limmer, OL, R-Fr.	6	0	-	-	6	1	Zach Williams, DL, So.	4	0	-	-	4	-
Blake Kern, TE, R-Sr.	5	0	0	0	5	2	Dorian Gerald, DL, R-Sr.	1	2	2	-	4	-
Trelon Smith, RB, R-Jr.	4	-	0	0	4	3	Myles Mason, DB, Jr.	5	1	-	-	5	1
KJ Jefferson, QB, R-Fr.	1	1	-	-	2	-	LaDarius Bishop, DB, R-So.	1	3	-	-	4	1
Shane Clenin, OL, Jr.	0	1	1	-	2	-	Hayden Henry, LB, Sr.	3	-	1	-	4	2
Koilan Jackson, WR, R-Jr.	-	1	-	-	1	-	Simeon Blair, DB, R-So.	2	0	-	-	2	-
John Stephen Jones, QB, R-So.	-	1	-	-	1	-	Julius Coates, DL, R-Jr.	2	-	-	-	3	-
Jack Lindsey, QB, R-Sr.	0	1	-	-	1	-	Myles Slusher, DB, Fr.	2	-	-	-	2	-
^ opted out of 2020 season							Khari Johnson, DB, Fr.	1	-	-	-	1	-
							Xavier Kelly, DL, R-Sr.	1	0	0	0	1	-
							Taurean Carter, DL, R-Fr.	1	0	0	0	1	-
							Nick Turner, DB, Fr.	1	-	-	-	1	1
							^ opted out of 2020 season						

EXPERIENCE ANALYSIS

The chart to the right shows Arkansas' offensive and defensive starting lineups over the last 13 years with numbers representing total starts by classes and percentages of total starts for the entire season.

Season	G	SR	JR	SO	FR	UpperCI%
2020	10 (3-7)	70 (31.8%)	50 (22.7%)	45 (20.5%)	55 (25.0%)	120 (54.6%)
2019	12 (2-10)	77 (29.2%)	55 (20.8%)	73 (27.7%)	59 (22.4%)	132 (50.0%)
2018	12 (2-10)	103 (39.2%)	86 (32.7%)	44 (16.7%)	30 (11.4%)	189 (71.2%)
2017	12 (4-8)	66 (25.0%)	108 (40.1%)	65 (24.6%)	25 (9.5%)	174 (65.9%)
2016	13 (7-6)	114 (39.9%)	82 (28.7%)	70 (24.5%)	20 (6.9%)	196 (68.5%)
2015	13 (8-5)	67 (23.4%)	143 (50.0%)	58 (20.3%)	18 (6.3%)	210 (73.4%)
2014	13 (7-6)	92 (32.2%)	72 (25.2%)	89 (31.1%)	33 (11.5%)	164 (57.3%)
2013	12 (3-9)	107 (40.5%)	59 (22.3%)	57 (21.6%)	41 (15.5%)	166 (66.7%)
2012	12 (4-8)	99 (37.5%)	87 (33.0%)	31 (11.7%)	46 (17.4%)	186 (70.5%)
2011	13 (11-2)	110 (38.5%)	97 (33.9%)	65 (22.7%)	14 (4.9%)	207 (72.4%)
2010	13 (10-3)	102 (35.7%)	107 (37.4%)	44 (15.4%)	33 (11.5%)	209 (73.1%)
2009	13 (8-5)	74 (25.9%)	83 (29.0%)	115 (40.2%)	14 (4.9%)	157 (54.9%)
2008	12 (5-7)	58 (22.0%)	64 (24.2%)	65 (24.6%)	77 (29.2%)	112 (46.2%)

TEXAS BOWL: TCU

GAME-BY-GAME BREAKDOWN

	FINAL	SCORE BY QUARTER					FIRST DOWNS					RUSHING			PASSING			OFFENSE		PUNTING	FUMBLES	PENALTY	THIRD	TOTAL
GAME	SCORE	1	2	3	4	OT	RU	PA	PN	TOT	ATT	YDS	TD	C-A-I	YDS	TD	ATT	YDS	NO-AVG	NO-LOST	NO-YDS	DOWNS	TOP	
Georgia	37	0	5	22	10	-	8	10	1	19	42	121	1	28-47-1	266	2	89	387	7-49.9	3-1	12-108	6-20	35:46	
Arkansas	10	7	0	3	0	-	4	8	3	15	28	77	0	20-39-3	203	1	67	280	9-42.0	2-0	10-53	3-14	24:14	
Arkansas	21	7	7	7	0	-	6	10	1	17	37	63	0	20-28-0	212	2	65	275	8-42.2	2-2	5-40	5-14	23:40	
Miss. State	14	7	0	7	0	-	5	19	0	24	24	87	1	43-60-3	313	1	84	400	5-42.6	1-1	4-25	6-17	36:20	
Arkansas	28	0	12	6	10	-	5	15	2	22	42	119	0	22-30-0	318	4	72	437	6-35.3	0-0	6-26	6-15	27:42	
Auburn	30	10	10	0	10	-	14	10	0	24	41	259	1	18-29-0	187	1	70	446	5-37.4	1-0	7-52	6-15	32:18	
Ole Miss	21	0	0	7	14	-	13	10	0	23	53	242	1	20-38-6	200	2	91	442	3-40.7	1-1	6-35	4-16	29:31	
Arkansas	33	7	13	0	13	-	10	13	1	24	48	150	1	21-34-1	244	1	82	394	7-46.9	1-1	3-15	6-17	30:29	
Arkansas	31	7	7	3	14	-	12	13	4	29	42	222	1	23-32-0	239	3	74	461	3-43.3	1-0	5-51	3-11	27:01	
TexasA&M	42	14	14	14	0	-	9	12	4	25	36	182	3	21-26-0	260	3	62	442	4-41.5	0-0	9-100	7-11	32:59	
Tennessee	13	3	10	0	0	-	11	6	2	19	50	185	1	11-21-2	107	0	71	292	6-45.7	1-0	3-30	5-15	32:59	
Arkansas	24	0	0	24	0	-	13	7	1	21	45	198	0	18-25-0	215	3	70	413	6-37.5	4-0	2-20	9-17	27:01	
Arkansas	35	7	7	7	14	-	9	8	1	18	32	208	3	15-19-0	250	2	51	458	5-43.4	1-1	9-79	3-9	21:12	
Florida	63	7	28	7	21	-	15	18	3	36	45	208	1	27-38-1	385	7	83	593	1-42.0	0-0	3-35	9-12	38:48	
LSU	27	3	17	0	7	-	7	16	1	24	49	148	1	27-42-0	271	2	91	419	7-48.9	5-1	9-70	12-23	41:43	
Arkansas	24	7	7	7	3	-	2	11	1	14	27	104	2	17-26-1	339	1	53	443	7-47.4	0-0	5-42	0-10	18:17	
Arkansas	48	6	21	6	15	-	21	10	3	34	50	292	4	18-34-0	274	3	84	566	5-41.4	2-0	11-95	6-14	26:28	
Missouri	50	10	10	3	27	-	12	20	5	37	38	273	5	32-49-0	380	0	87	653	2-39.5	1-0	8-57	9-15	33:32	
Alabama	52	10	28	7	7	-	9	13	2	24	38	216	6	27-33-0	227	0	71	443	2-37.5	1-1	2-23	10-14	33:15	
Arkansas	3	3	0	0	0	-	6	5	2	13	43	80	0	9-17-1	108	0	60	188	6-40.5	4-3	8-36	5-15	26:45	

COLLEGE FOOTBALL PLAYOFF RANKINGS

As of Dec. 20, 2020

Rank	Team	Record	Previous
1	Alabama	11-0	-
2	Clemson	10-1	1
3	Ohio State	6-0	-
4	Notre Dame	10-1	2
5	Texas A&M	8-1	-
6	Oklahoma	8-2	4
7	Florida	8-3	-
8	Cincinnati	9-0	1
9	Georgia	7-2	1
10	Iowa State	8-3	4
11	Indiana	6-1	-
12	Coastal Carolina	11-0	-
13	North Carolina	8-3	2
14	Northwestern	6-2	-
15	Iowa	6-2	1
16	BYU	10-1	1
17	USC	5-1	4
18	Miami	8-2	-
19	Louisiana	9-1	-
20	Texas	6-3	-
21	Oklahoma State	7-3	-
22	San José State	7-0	2
23	NC State	8-3	1
24	Tulsa	6-2	1
25	Oregon	4-2	NR

AP POLL

As of Dec. 20, 2020

Rank	Team	Record	Points	Previous
1	Alabama (62)	11-0	1550	-
2	Clemson	10-1	1482	4
3	Ohio State	6-0	1424	-
4	Notre Dame	10-1	1338	2
5	Texas A&M	8-1	1297	-
6	Cincinnati	9-0	1262	-
7	Indiana	6-1	1123	-
8	Oklahoma	8-2	1088	12
9	Coastal Carolina	11-0	1024	-
10	Florida	8-3	1001	11
11	Georgia	7-2	959	10
12	Iowa State	8-3	845	8
13	BYU	10-1	779	14
14	North Carolina	8-3	685	16
15	Northwestern	6-2	666	-
16	Louisiana	9-1	642	17
17	Iowa	6-2	556	18
18	Miami	8-2	475	19
19	San José State	7-0	372	25
20	Texas	6-3	291	21
21	USC	5-1	276	13
22	Tulsa	6-2	274	20
23	Liberty	9-1	207	22
24	NC State	8-3	181	-
25	Oregon	4-2	126	NR

Others receiving votes: Oklahoma State 115, Army 36, Buffalo 15, UCF 14, Marshall 13, Ball State 11, Washington 7, UAB 5, North Dakota State 4, TCU 4, Memphis 2, Colorado 1
Dropped from rankings: Buffalo 23

AMWAY COACHES POLL

As of Dec. 20, 2020

Rank	Team	Record	Points	Previous
1	Alabama (61)	11-0	1525	-
2	Clemson	10-1	1456	3
3	Ohio State	6-0	1379	4
4	Notre Dame	10-1	1317	2
5	Texas A&M	8-1	1297	-
6	Cincinnati	9-0	1204	-
7	Oklahoma	8-2	1104	10
8	Indiana	6-1	1056	7
9	Georgia	7-2	1021	-
10	Florida	8-3	981	11
11	Coastal Carolina	11-0	911	12
12	Iowa State	8-3	838	8
13	Northwestern	6-2	724	14
14	North Carolina	8-3	699	15
15	BYU	10-1	657	16
16	Iowa	6-2	583	17
17	Louisiana	9-1	556	18
18	Miami	8-2	471	19
19	USC	5-1	388	13
20	San José State	7-0	360	25
21	Oklahoma State	7-3	211	22
22	NC State	8-3	207	23
23	Liberty	9-1	206	21
24	Texas	6-3	198	-
25	Tulsa	6-2	191	20

Others receiving votes: Oregon 115, Army 61, Auburn 27, Colorado 16, Ball State 13, Washington 11, Wisconsin 10, SMU 10, Buffalo 9, UAB 5, Boise State 4, Utah 2, Nevada 2

TEXAS BOWL: TCU

ARKANSAS INDIVIDUAL SEASON-HIGHS

Rush Attempts	26	Trelon Smith, 12/5 at Missouri
Yards Rushing	172	Trelon Smith, 12/5 at Missouri
TD Rushes	3	Trelon Smith, 12/5 at Missouri
Long Rush	83	Trelon Smith, 11/14 at Florida
Pass Attempts	36	Feleipe Franks, 9/26 vs. Georgia
Pass Completions	23	Feleipe Franks, 10/31 at Texas A&M
Yards Passing	339	Feleipe Franks, 11/21 vs. LSU
TD Passes	4	Feleipe Franks, 10/10 at Auburn
Long Pass	82	Feleipe Franks, 11/14 at Florida
Receptions	11	Treyton Burks, 10/17 vs. Ole Miss
Yards Receiving	206	Treyton Burks, 12/5 at Missouri
TD Receptions	2 (3x)	last Mike Woods, 11/14 at Florida
Long Reception	82	Mike Woods, 11/14 at Florida
Field Goals	2	A.J. Reed, 10/17 vs. Ole Miss
Long Field Goal	48	A.J. Reed, 11/7 vs. Tennessee
Punts	7 (3x)	last Reid Bauer, 11/21 vs. LSU
Punting Avg.	49.6	George Caratan, 9/26 vs. Georgia
Long Punt	62	Reid Bauer, 10/17 vs. Ole Miss
Punts Inside 20	3	George Caratan, 10/3 at Miss. State
Long Punt Return	15	Nathan Parodi, 12/12 vs. Alabama
Long Kickoff Return	32	De'Vion Warren, 11/14 at Florida
Tackles	20	Bumper Pool, 10/3 at Miss. State
Sacks	1.5	Dorian Gerald, 9/26 vs. Georgia
Tackles For Loss	3.0 (2x)	last Bumper Pool, 10/31 at Texas A&M
Interceptions	3	Hudson Clark, 10/17 vs. Ole Miss

ARKANSAS TEAM GAME-HIGHS

Rushes	50	12/5 at Missouri
Yards Rushing	292	12/5 at Missouri
Yards Per Rush	6.5	11/14 at Florida
TD Rushes	4	12/5 at Missouri
Pass Attempts	39	9/26 vs. Georgia
Pass Completions	23	10/31 at Texas A&M
Yards Passing	339	11/21 vs. LSU
Yards Per Pass Comp.	19.9	11/21 vs. LSU
TD Passes	4	10/10 at Auburn
Total Plays	84	12/5 at Missouri
Total Offense	566	12/5 at Missouri
Yards Per Play	9.0	11/14 at Florida
Points	48	12/5 at Missouri
Sacks By	3 (2x)	last 10/10 at Auburn
First Downs	34	12/5 at Missouri
Penalties	11	12/5 at Missouri
Penalty Yards	95	12/5 at Missouri
Turnovers	4	12/12 vs. Alabama
Interceptions By	6	10/17 vs. Ole Miss
Punts	9	9/26 vs. Georgia
Punting Avg	47.4	11/21 vs. LSU
Long Punt	62	10/17 vs. Ole Miss
Punts inside 20	4	10/3 at Miss. State

ARKANSAS' LONGEST PLAYS

Rush	83	Trelon Smith, 11/14 at Florida
Pass	82	Franks to Woods, 11/14 at Florida
Field Goal	48	A.J. Reed, 11/7 vs. Tennessee
Punt	62	Reid Bauer, 10/17 vs. Ole Miss
Punt Return	15	Nathan Parodi, 12/12 vs. Alabama
Kickoff Return	32	De'Vion Warren, 11/14 at Florida
Interception Return	69	Greg Brooks Jr, 10/3 at Mississippi State
Fumble Return	7	Myles Slusher, 9/26 vs. Georgia

OPPONENT INDIVIDUAL SEASON-HIGHS

Rush Attempts	31	Eric Gray, 11/7 vs. Tennessee
Yards Rushing	185	Larry Rountree III, 12/5 at Missouri
TD Rushes	3 (2x)	last B. Robinson Jr., 12/12 vs. Alabama
Long Rush	80	Jase McClellan, 12/12 vs. Alabama
Pass Attempts	59	K.J. Costello, 10/3 at Miss. State
Pass completions	43	K.J. Costello, 10/3 at Miss. State
Yards Passing	380	Connor Bazalak, 12/5 at Missouri
TD Passes	6	Kyle Trask, 11/14 at Florida
Long Pass	43	Kyle Trask, 11/14 at Florida
Receptions	11	Elijah Moore, 10/17 vs. Ole Miss
Yards Receiving	113 (2x)	Keke Chism, 12/5 at Missouri
TD Receptions	2 (3x)	last Grimes, Zipperer, 11/14 at Florida
Long Reception	43	X. Henderson, 11/14 at Florida
Field Goals	5	Harrison Mevis, 12/5 at Missouri
Long Field Goal	51	Harrison Mevis, 12/5 at Missouri
Punts	7 (2x)	last Z. Von Rosenberg, 11/21 vs. LSU
Punting Avg.	51.0	Reed Bowman, 10/3 at Miss. State
Long Punt	63	Jake Camarda, 9/26 vs. Georgia
Punts Inside 20	5 (2x)	last Z. Van Rosenberg, 11/21 vs. LSU
Long Punt Return	84	DeVonta Smith, 12/12 vs. Alabama
Long Kickoff Return	48	Kenny McIntosh, 9/26 vs. Georgia
Tackles	13 (4x)	last Devin Nicholson, 12/5 at Missouri
Sacks	2.0 (4x)	last Anderson Jr., Barmore, 12/12 vs. Alabama
Tackles for Loss	2.5	M. Diabate, 11/14 at Florida
Interceptions	2	Richard LeCounte, 9/26 vs. Georgia

OPPONENT TEAM GAME-HIGHS

Rushes	53	10/17 vs. Ole Miss
Yards Rushing	273	12/5 at Missouri
Yards per Rush	7.2	12/5 at Missouri
TD Rushes	6	12/12 vs. Alabama
Pass Attempts	60	10/3 at Miss. State
Pass Completions	43	10/3 at Miss. State
Yards Passing	385	11/14 at Florida
Yards per Pass Comp.	14.3	11/14 at Florida
TD Passes	7	11/14 at Florida
Total Plays	91 (2x)	last 11/21 vs. LSU
Total Offense	653	12/5 at Missouri
Yards per Play	7.5	12/5 at Missouri
Points	63	11/14 at Florida
Sacks By	8	12/12 vs. Alabama
First Downs	37	12/5 at Missouri
Penalties	12	9/26 vs. Georgia
Penalty Yards	108	9/26 vs. Georgia
Turnovers	4	10/3 at Miss. State
Interceptions By	3	9/26 vs. Georgia
Punts	7 (2x)	last 11/21 vs. LSU
Punting Avg.	49.9	9/26 vs. Georgia
Long Punt	63	9/26 vs. Georgia
Punts Inside 20	5 (2x)	last 11/21 vs. LSU

OPPONENT'S LONGEST PLAYS

Rush	80	Jase McClellan, 12/12 vs. Alabama
Pass	43	Trask to Henderson, 11/14 at Florida
Field Goal	51	Harrison Mevis, 12/5 at Missouri
Punt	63	Jake Camarda, 9/26 vs. Georgia
Punt Return	84	DeVonta Smith, 12/12 vs. Alabama
Kickoff Return	48	Kenny McIntosh, 9/26 vs. Georgia
Interception Return	38	Richard LeCounte, 9/26 vs. Georgia
Fumble Return	35	Z. Carter, 11/14 at Florida

THE LAST TIME ARKANSAS . . .

RUSHING

Had 500+ yards rushing	vs. South Carolina, 2007 (542)
Had 400+ yards rushing	at Texas Tech, 2014 (438)
Had 400+ yards rushing in consecutive games	at Texas Tech, 2014 (438)
	vs. Nicholls, 2014 (495)
Had 300+ yards rushing	vs. Ole Miss, 2018 (300)
Had 300+ yards rushing in consecutive games	at Texas Tech, 2014 (438)
	vs. Nicholls, 2014 (495)
Had 300+ yards rushing in three consecutive games	at Alabama, 2007 (301)
	vs. Kentucky, 2007 (338)
	vs. North Texas, 2007 (446)
Had 300+ yards rushing in four consecutive games	vs. Troy, 2007 (350)
	at Alabama, 2007 (301)
	vs. Kentucky, 2007 (338)
	vs. North Texas, 2007 (446)
Had 250+ yards rushing	at Missouri, 2020 (292)
Had 200+ yards rushing	at Missouri, 2020 (292)
Had 200+ yards in consecutive games	vs. Coastal Carolina, 2017 (259) and at Ole Miss, 2017 (265)
Had 70+ rushing attempts	at Kentucky, 2003 (71)
Had 60+ rushing attempts	at Texas Tech, 2014 (68)
Had 50+ rushing attempts	at Missouri, 2020 (50)
Had 7+ rushing TDs	at Texas Tech, 2014 (7)
Had 6+ rushing TDs	vs. UT Martin, 2015 (6)
Had 6+ rushing TDs in consecutive games	vs. Nicholls, 2014 (6)
	at Texas Tech, 2014 (7)
Had 5+ rushing TDs	at Mississippi State, 2016 (5)
Had 5+ rushing TDs in consecutive games	vs. Nicholls, 2014 (6)
	at Texas Tech, 2014 (7)
Had 4+ rushing TDs	at Missouri, 2020 (4)
Had 4+ rushing TDs in consecutive games	vs. UT Martin, 2015 (6) and vs. Auburn, 2015 (4)
Had 3+ rushing TDs	at Missouri, 2020 (4)
Had 3+ rushing TDs in consecutive games	vs. Texas A&M, 2017 (3) and vs. New Mexico State, 2017 (3)
Had 3+ rushing TDs in three straight games	at Texas Tech, 2014 (7)
	vs. NIU, 2014 (3)
	vs. Texas A&M, 2014 (3)
Had 2+ players with 100 yards rushing	at Mississippi State, 2016 (Williams III - 205, Whaley - 112)
Had 3+ players with 100 yards rushing	vs. North Texas, 2007 (McFadden - 138, Jones - 132, Barnett - 105)

PASSING

Had 500+ yards passing	vs. Texas A&M, 2011 (510)
Had 400+ yards passing	vs. Alabama, 2016 (400)
Had 300+ yards passing	vs. LSU, 2020 (339)
Had 200+ yards passing	at Missouri, 2020 (274)
Had 50+ pass attempts	vs. San Jose State, 2019 (50)
Had 40+ pass attempts	vs. Auburn, 2019 (40)
Had 30+ pass attempts	at Missouri, 2020 (34)
Had 30+ pass completions	vs. Mississippi State, 2015 (30)
Had 25+ pass completions	vs. Georgia, 2020 (28)
Had 20+ pass completions	at Texas A&M, 2020 (23)
Had fewer than 10 pass completions	vs. TCU, 2017 (9)
Had 7+ passing TDs	vs. Mississippi State, 2015 (7)
Had 6+ passing TDs	vs. Mississippi State, 2015 (7)
Had 5+ passing TDs	vs. Mississippi State, 2015 (7)
Had 4+ passing TDs	at Auburn, 2020 (4)
Had 3+ passing TDs	at Missouri, 2020 (3)
Had 5+ passes intercepted	vs. San Jose State, 2019 (5)
Had 4+ passes intercepted	vs. San Jose State, 2019 (5)
Had 3+ passes intercepted	vs. Georgia, 2020 (3)

RECEIVING

Had two players with 100 yards receiving	at Ole Miss, 2015 (Morgan - 122, Reed - 105)
Had 10+ different receivers catch a pass	at Ole Miss, 2019 (10)
Had 9+ different receivers catch a pass	vs. Texas A&M, 2019 (9)
Had 8+ different receivers catch a pass	vs. LSU 2020 (8)
Had multiple players catch 7+ passes in a game	vs. Mississippi State, 2015 (2)
	(Morgan - 7 & Henry - 7)

COMBINATION OFFENSE

Had one 300-yard passer and one 100-yard rusher in a game	vs. Colorado State, 2019
	(Starkel - 305 pass & Boyd- 122 rush)
Had one 300-yard passer and one 200-yard rusher in a game	at Mississippi State, 2016
	(Allen - 303 pass & Williams III - 205 rush)
Had one 100-yard receiver and one 100-yard rusher in a game	at Missouri, 2020
	(Treylon Burks - 206 receiving & Treylon Smith - 172 rush)
Had one 100-yard receiver and one 100-yard rusher in consecutive games	at Missouri, 2016
	(Hatcher - 106 receiving & Williams III - 117 rush)
Had one 200-yard rusher and one 100-yard receiver in a game	vs. South Carolina, 2006
	(McFadden - 219 rushing & Monk - 192 receiving)
Had one 150-yard rusher and one 150-yard receiver in a game	at Missouri, 2020
	(Treylon Smith - 172 rushing & Treylon Burks - 206 receiving)
Had four different receivers catch a touchdown pass	at Mississippi State, 2015
	(Sprinkle - 3, Henry - 2, Morgan - 1, Cornelius - 1)
Had two 100-yard rushers	at Mississippi State, 2015
	(Williams III - 205 & Whaley - 112)

Had two 100-yard rushers in consecutive games	at Texas Tech, 2014 (Collins - 145 & Williams - 212)
	vs. Nicholls, 2014 (Collins - 143 & Williams - 131)
Had a 200-yard rusher and a 100-yard rusher in a game	at Mississippi State, 2015
	(Williams III - 205 & Whaley - 112)
Had two 150-yard rushers in a game	vs. South Carolina, 2007
	(McFadden - 321 & Jones - 166)
Had three 100-yard rushers in a game	vs. North Texas , 2007
	(McFadden - 138, Jones - 132 & Barnett - 105)
Had two 100-yard receivers in a game	at Ole Miss, 2015
	(Morgan - 122 & Reed - 105)

TOTAL OFFENSE

Had 700+ yards total offense	vs. North Texas, 2007 (713)
Had 600+ yards total offense	at Mississippi State, 2016 (663)
Had 550+ yards total offense	at Missouri, 2020 (566)
Had 500+ yards total offense	at Missouri, 2020 (566)
Had 400+ yards total offense	at Missouri, 2020 (566)
Had 500+ yards total offense in consecutive games	at Mississippi State, 2016 (661)
	at Missouri, 2016 (503)
Had 85+ plays total offense	at Missouri, 2016 (85)
Had 80+ plays total offense	at Missouri, 2020 (84)
Had 75+ plays total offense	at Missouri, 2020 (84)

SCORING

Scored 70+ points	vs. Nicholls, 2014 (73)
Scored 60+ points	vs. UT Martin, 2015 (63)
Scored 50+ points	vs. Colorado State, 2019 (55)
Scored 40+ points	at Missouri, 20 (48)
Scored 30+ points	at Missouri, 20 (48)
Scored 40+ points in three consecutive games	vs. Auburn, 2015 (54)
	vs. UT Martin, 2015 (63)
	at Ole Miss, 2015 (53)
Scored 30+ points in five consecutive games	vs. Auburn, 2015 (54)
	vs. UT Martin, 2015 (63)
	at Ole Miss, 2015 (53)
	at LSU, 2015 (31)
	vs. Mississippi State, 2015 (50)
Scored 40+ points in a half	vs. Nicholls, 2014 (56)
Scored 30+ points in a half	at Eastern Illinois, 2018 (38)
Scored 35+ points in a quarter	vs. Nicholls, 2014 (35)
Scored 28+ points in a quarter	vs. Eastern Illinois, 2018 (2nd-28)
Scored 50+ points in consecutive games	at Ole Miss, 2015 (53)
	vs UT Martin, 2015 (63)
Scored 50+ points in three consecutive games	vs. Auburn, 2015 (54)
	at Ole Miss, 2015 (53)
	vs. UT Martin, 2015 (63)
Scored 50+ points in consecutive SEC games	vs. Auburn, 2015 (54)
	at Ole Miss, 2015 (53)
Both teams combined for 100+ points	at Mississippi State, 2016 (W, 58-42)
Allowed 60+ points	at Florida, 2020 (63)
Allowed 50+ points	vs. Alabama, 2020 (52)
Allowed 40+ points	vs. Alabama, 2020 (52)
Allowed 30+ points	vs. Alabama, 2020 (52)
Was held scoreless	at Missouri, 2018 (38-0)
Was held scoreless at Donald W. Reynolds Razorback Stadium	vs. Alabama, 2012 (52-0)
Was held scoreless on the road	at Missouri, 2018 (38-0)
Was held scoreless at a neutral site	vs. Ole Miss, 1959 (28-0)
Won a game without a rushing TD	vs. Tennessee, 2020
Won a game without a passing TD	vs. Portland State, 2019
Won a game in the last 25 seconds of regulation with a TD	at Georgia, 2010
Won a game in the last 25 seconds of regulation with a field goal	at Ole Miss, 2017
Held opponent scoreless	vs. Tulsa, 2018 (23-0)
Held opponent scoreless at Donald W. Reynolds Razorback Stadium	vs. Tulsa, 2018 (23-0)
Held opponent scoreless on the road	at South Carolina, 2002 (23-0)
Held opponent without a touchdown	vs. Tulsa, 2018 (23-0)
Held opponent without an offensive touchdown	vs. Tulsa, 2018 (23-0)
Held two opponents scoreless in one season	vs. LSU, 2014 (17-0)
	vs. Ole Miss, 2014 (30-0)
Held three opponents scoreless in one season	vs. Tulsa, 1982 (38-0)
	vs. TCU, 1982 (35-0)
	vs. Texas A&M, 1982 (35-0)
Held an opponent scoreless in consecutive games	vs. LSU, 2014 (17-0)
	vs. Ole Miss, 2014 (30-0)
Held an SEC opponent scoreless	vs. Ole Miss, 2014 (30-0)
Held an SEC opponent scoreless in consecutive games	vs. LSU, 2014 (17-0)
	vs. Ole Miss, 2014 (30-0)
Held two SEC opponents scoreless in one season	vs. LSU, 2014 (17-0)
	vs. Ole Miss, 2014 (30-0)
Scored on the first offensive play of the game	vs. Nicholls, 2014 (Hatcher - 82-yard rush)
Scored on the first offensive series of the game	at Florida, 2020 (Woods 47-yd pass)
Scored a two-point conversion passing	at Missouri, 2020 (KJ Jefferson to Mike Woods)
Scored a two-point conversion rushing	at Mississippi State, 2016 (Keon Hatcher rush)
Had three players with 2 TDs in a game	vs. Eastern Michigan, 2009 (Green - 2, Davis - 2 & Adams - 2)

THE LAST TIME ARKANSAS . . .

DEFENSE

Held opponent to 10 or fewer first downs:	vs. Florida A&M, 2017 (9)
Held opponent to 0 or fewer yards rushing:	vs. Wisconsin, 2007 (-5)
Held opponent to 25 or fewer yards rushing:	vs. New Mexico State, 2017 (11)
Held opponent to 50 or fewer yards rushing:	at Colorado State, 2018 (40)
Held opponent to 50 or fewer yards passing:	vs. Vanderbilt, 2010 (36)
Held opponent to 100 or fewer yards rushing:	at Mississippi State, 2020 (87)
Held opponent to 100 or fewer yards passing:	at Kentucky, 2019 (88)
Held opponent to 200 or fewer yards total offense:	vs. Florida A&M, 2017 (175)
Held opponent to 250 or fewer yards total offense:	vs. Portland State, 2019 (230)
Held opponent to 300 or fewer yards total offense:	vs. Tennessee, 2020 (292)
Intercepted 6+ passes:	vs. Ole Miss, 2020 (6)
Intercepted 5+ passes:	vs. Ole Miss, 2020 (6)
Intercepted 4+ passes:	vs. Ole Miss, 2020 (6)
Intercepted 3+ passes:	vs. Ole Miss, 2020 (6)
Forced 7+ turnovers:	vs. Ole Miss (7 - 6 INTs, 1 FUM)
Forced 6+ turnovers:	vs. Ole Miss (7 - 6 INTs, 1 FUM)
Forced 5+ turnovers:	vs. Ole Miss (7 - 6 INTs, 1 FUM)
Forced 4+ turnovers:	vs. Ole Miss (7 - 6 INTs, 1 FUM)
Scored a safety:	vs. Toledo, 2015
Scored a touchdown:	vs. Ole Miss, 2020 (Jalen Catalon-INT, Grant Morgan-INT)
Scored two touchdowns:	vs. Ole Miss, 2020 (Jalen Catalon-INT, Grant Morgan-INT)
Recorded 8+ sacks:	at Auburn, 2012 (8)
Recorded 7+ sacks:	at Auburn, 2012 (8)
Recorded 6+ sacks:	vs. Portland State, 2019 (6)
Recorded 5+ sacks:	vs. Portland State, 2019 (6)
Recorded 4+ sacks:	vs. Texas A&M, 2019 (4)
Had 3 players with 10+ tackles:	vs. LSU, 2020
	Grant Morgan (19), Jalen Catalon (16), Bumper Pool (11)
Had 3 players with 10+ tackles in consecutive games:	vs. Tennessee, 2020
	Bumper Pool (14), Grant Morgan (12), Jalen Catalon (12)
	vs. LSU, 2020
	Grant Morgan (19), Jalen Catalon (16), Bumper Pool (11)

SPECIAL TEAMS

Returned a punt for a TD:	vs. Kansas State, 2011 (Adams - 51 yards)
Returned two punts for TDs:	vs. Missouri State, 2011 (Adams - 61 yards, 69 yards)
Returned a blocked punt for a TD:	vs. Eastern Michigan, 2009 (Armbrust - 1 yard)
Returned a kickoff for a TD:	vs. Auburn, 2017 (Warren - 100)
Returned a game-opening kickoff for a TD:	vs. Northern Illinois, 2014 (Marshall - 97)
Returned a season-opening kickoff for a TD:	vs. Missouri State, 2009 (D. Johnson - 91 yards)
Returned a blocked FG for a TD:	at Mississippi State, 2004 (Brown - 76 yards)
Blocked one punt:	at Alabama, 2015 (Sprinkle)
Punted 10+ times:	at Auburn, 2016 (10)
Did not punt:	vs. Alcorn State, 2016
Blocked a field goal:	vs. Alcorn State, 2016 (Dan Skipper)
Had a punt blocked:	at Auburn, 2020 (Barton Lester)
Scored on a fake punt:	vs. Texas A&M, 2014 (Sam Irwin-Hill - 51 yard rush)
Scored on a fake field goal:	vs. UAB, 2014 (Sebastian Tretola 6 yard pass to Alan D'Appollonio)
Had a field goal blocked:	vs. LSU, 2020 (Jay Ward)
Blocked a PAT kick:	vs. Eastern Illinois, 2018 (Bumper Pool)
Missed a kicking PAT:	at Missouri, 2020 (A.J. Reed)
Had a kicking PAT blocked:	at Missouri, 2020 (Chris Turner)

MISCELLANEOUS

Had 35+ first downs:	at Ole Miss, 2015 (35)
Had 30+ first downs:	at Missouri, 2020 (34)
Had 25+ first downs:	at Missouri, 2020 (34)
Had 20+ first downs:	at Missouri, 2020 (34)
Had 20+ passing first downs:	vs. Mississippi State, 2015 (21)
Had 20+ rushing first downs:	at Missouri, 2020 (21)
Had 15+ penalties:	vs. Air Force, 1975 (17)
Had 10+ penalties:	at Missouri, 2020 (11)
Had no penalties:	at Alabama, 2019
Had 100+ yards in penalties:	vs. Texas A&M, 2011 (112)
Had 35 minutes+ of possession time:	at LSU, 2019 (40:21)
Was involved in an overtime game:	vs. Texas A&M, 2017 (L, 50-43)
Defeated a ranked opponent:	at No. 16 Mississippi State, 2020 (21-14)
Defeated a ranked opponent on the road:	at No. 16 Mississippi State, 2020 (21-14)
Defeated ranked opponents in consecutive games:	at No. 18 Ole Miss, 2015 (53-52, OT)
	at No. 9 LSU, 2015 (31-14)
Won game on final offensive play:	at Ole Miss, 2017 (34-yard field goal)
Zero sacks allowed in a game:	vs. Missouri, 2019
Zero sacks allowed in consecutive games:	vs. Toledo, 2015
	vs. Texas Tech, 2015
Zero sacks allowed in three consecutive games:	vs. UTEP, 2015
	vs. Toledo, 2015
	vs. Texas Tech, 2015
Came back from 15+ points down to win:	at Ole Miss, 2017 (down 24 - won 38-37)
Recorded more points than plays:	vs. UT Martin, 2015 (63 points, 56 plays)

THE LAST TIME AN ARKANSAS PLAYER . . .

RUSHING

Rushed 40+ times:	DeCori Birmingham at Kentucky, 2003 (40)
Rushed 35+ times:	Michael Smith at Kentucky, 2008 (35)
Rushed 30+ times:	Alex Collins vs. Missouri, 2015 (30)
Rushed 25+ times:	Trelon Smith at Missouri, 2020 (26)
Rushed for 300+ yards:	Darren McFadden vs. South Carolina, 2007 (321)
Rushed for 250+ yards:	Darren McFadden vs. South Carolina, 2007 (321)
Rushed for 200+ yards:	Rawleigh Williams III at Mississippi State, 2016 (205)
Rushed for 175+ yards:	Rakeem Boyd vs. Western Kentucky, 2019 (185)
Rushed for 150+ yards:	Trelon Smith at Missouri, 2020 (172)
Rushed for 125+ yards:	Trelon Smith at Missouri, 2020 (172)
Rushed for 100+ yards:	Trelon Smith at Missouri, 2020 (172)
Rushed for 100+ yards as a true freshman in his first career game:	Chase Hayden vs. Florida A&M, 2017 (120)
Rushed for 100+ yards (quarterback):	Matt Jones vs. Ole Miss, 2004 (126)
Rushed for 150+ yards in consecutive games:	Alex Collins at Texas Tech, 2015 (170) vs. Texas A&M, 2015 (151) at Tennessee, 2015 (154)
Rushed for 100+ yards in consecutive games:	Rakeem Boyd vs. Western Kentucky, 2019 (185) vs. Mississippi State, 2019 (114)
Rushed for 5+ touchdowns:	Alex Collins vs. UT Martin, 2015 (5)
Rushed for 4+ touchdowns:	Rawleigh Williams III at Mississippi State, 2016 (4)
Rushed for 3+ touchdowns:	Trelon Smith at Missouri, 2020 (3)
Rushed for 3+ touchdowns (quarterback):	Matt Jones vs. New Mexico State, 2020 (3)
Rushed for 2+ touchdowns:	Trelon Smith at Missouri, 2020 (3)
Had three players rush for touchdowns:	Trelon Smith (1), Rakeem Boyd (1) and KJ Jefferson (1) at Florida, 2020
Had four players rush for touchdowns:	Hammonds (1), Whaley (1), Cantrell (1) and Kelley (1) vs. Coastal Carolina, 2017
Had a run of 80+ yards:	Trelon Smith at Florida, 2020 (83)
Had a run of 70+ yards:	Trelon Smith at Florida, 2020 (83)
Had a run of 60+ yards:	Trelon Smith at Florida, 2020 (83)
Had a run of 50+ yards:	Trelon Smith at Florida, 2020 (83)
Had 2 TD runs of 50+ yards:	Rakeem Boyd vs. Western Kentucky, 2019 (86, 76)
Had multiple players with a run of 50+ yards:	Rawleigh Williams III (72) & Devwah Whaley (50) at Mississippi State, 2016

PASSING

Passed for 500+ yards:	Tyler Wilson vs. Texas A&M, 2011 (510)
Passed for 450+ yards:	Tyler Wilson vs. Texas A&M, 2011 (510)
Passed for 400+ yards:	Austin Allen vs. Alabama, 2016 (400)
Passed for 350+ yards:	Nick Starkel vs. San Jose State, 2019 (356)
Passed for 300+ yards:	Feleipe Franks vs. LSU, 2020 (339)
Passed for 250+ yards:	KJ Jefferson at Missouri, 2020 (274)
Passed for 200+ yards:	KJ Jefferson at Missouri, 2020 (274)
Attempted 50+ passes:	Nick Starkel vs. San Jose State, 2019 (50)
Attempted 45+ passes:	Nick Starkel vs. San Jose State, 2019 (50)
Attempted 35+ passes:	Feleipe Franks vs. Georgia, 2020 (36)
Attempted 30+ passes:	KJ Jefferson at Missouri, 2020 (33)
Completed 25+ passes:	Nick Starkel vs. San Jose State, 2019 (28)
Completed 20+ passes:	Feleipe Franks at Texas A&M, 2020 (23)
Threw 5+ touchdown passes:	Brandon Allen at Mississippi State, 2015 (7)
Threw 4+ touchdown passes:	Feleipe Franks at Auburn, 2020 (4)
Threw 3+ touchdown passes:	KJ Jefferson at Missouri, 2020 (3)
Threw 2+ touchdown passes:	KJ Jefferson at Missouri, 2020 (3)
Threw 2+ touchdown passes in consecutive games:	Feleipe Franks at Texas A&M, 2020 (3) vs. Tennessee, 2020 (3) at Florida, 2020 (2)
Threw 5+ interceptions:	Nick Starkel vs. San Jose State, 2019 (5)
Threw 4+ interceptions:	Nick Starkel vs. San Jose State, 2019 (5)
Threw 3+ interceptions:	Nick Starkel at Alabama, 2019 (3)
Completed pass for 90+ yards:	Matt Jones at Tennessee, 2002 (92)
Completed pass for 80+ yards:	Feleipe Franks at Florida, 2020 (82)
Completed pass for 70+ yards:	Feleipe Franks at Florida, 2020 (82)
Completed pass for 60+ yards:	KJ Jefferson at Missouri, 2020 (68)
Completed pass for 50+ yards:	KJ Jefferson at Missouri, 2020 (68)

RECEIVING

Caught 10+ passes:	Treyton Burks at Missouri, 2020 (10)
Caught 9+ passes:	Treyton Burks at Missouri, 2020 (10)
Caught 8+ passes:	Treyton Burks at Missouri, 2020 (10)
Caught 7+ passes:	Treyton Burks at Missouri, 2020 (10)
Caught 10+ passes in consecutive games:	Cobi Hamilton vs. Tulsa, 2012 (11) vs. Ole Miss, 2012 (12)
Had 300+ yards receiving:	Cobi Hamilton vs. Rutgers, 2012 (303)
Had 200+ yards receiving:	Treyton Burks at Missouri, 2020 (206)
Had 175+ yards receiving:	Treyton Burks at Missouri, 2020 (206)
Had 150+ yards receiving:	Treyton Burks at Missouri, 2020 (206)
Had 100+ yards receiving:	Treyton Burks at Missouri, 2020 (206)
Had 100+ yards receiving in consecutive games:	Mike Woods at Florida, 2020 (129) vs. LSU, 2020 (140)
Had 100+ yards receiving (tight end):	Hunter Henry vs. Mississippi State, 2015 (129)
Caught 3+ TD passes:	Jeremy Sprinkle vs. Mississippi State, 2015 (3)
Caught 2+ TD passes:	Mike Woods at Florida, 2020 (2)
Caught 2+ TD passes (tight end):	Cheyenne O'Grady vs. LSU, 2018 (2)
2+ tight ends caught TD passes:	Hunter Henry (2) & Jeremy Sprinkle (3) vs. Mississippi State, 2015

TOTAL OFFENSE

Had 450+ yards total offense:	Tyler Wilson vs. Texas A&M, 2011 (481)
Had 400+ yards total offense:	Brandon Allen vs. Mississippi State, 2015 (411)
Had 350+ yards total offense:	Feleipe Franks vs. LSU, 2020 (382)
Had 300+ yards total offense:	KJ Jefferson at Missouri, 2020 (306)
Had 100 yards both passing and rushing:	Matt Jones vs. Ole Miss, 2004 (Rushing - 126, Passing - 108)

SCORING

Accounted for 5+ touchdowns:	Rawleigh Williams III at Mississippi State, 2016 (5)
Accounted for 4+ touchdowns:	KJ Jefferson at Missouri, 2020 (4)
Accounted for 3+ touchdowns:	KJ Jefferson at Missouri, 2020 (4)
Scored 4+ touchdowns:	Rawleigh Williams III at Mississippi State, 2016 (5)
Scored 3+ touchdowns:	Trelon Smith at Missouri (3)
Scored 2+ touchdowns:	Trelon Smith at Missouri (3)
Multiple players score 2+ touchdowns:	Chase Hayden (2) and Jonathan Nance (2) vs. New Mexico State, 2017

DEFENSE

Intercepted 3+ passes:	Hudson Clark vs. Ole Miss, 2020 (3)
Intercepted 2+ passes:	Hudson Clark vs. Ole Miss, 2020 (3)
Intercepted passes in consecutive games:	Jalen Catalon vs. Tennessee, 2020 (1) at Florida, 2020 (1)
Recovered 2+ fumbles:	Chevin Calloway vs. Eastern Illinois, 2018 (2)
Forced 2+ fumbles:	McTelvin Agim at Colorado State, 2018 (2)
Recorded 5+ sacks:	Wayne Martin vs. Ole Miss, 1988 (5.0)
Recorded 3+ sacks:	Chris Smith vs. Southern Miss, 2013 (3.0-22)
Recorded 2+ sacks:	Jamario Bell vs. Texas A&M, 2019 (2.0-11)
Recorded 5+ tackles for loss:	Jermaine Brooks vs. Auburn, 2001 (5-16)
Recorded 3+ tackles for loss:	Bumper Pool at Texas A&M, 2020 (3.0-3)
Recorded 20+ tackles:	Bumper Pool at Mississippi State, 2020 (20)
Recorded 10+ tackles:	Hudson Clark at Missouri, 2020 (10)
Recorded 10+ tackles in back-to-back games:	Grant Morgan, Jalen Catalon vs. Tennessee, 2020 (12, 12) at Florida (15, 12) vs. LSU (19, 16)
Recorded 10+ tackles in three straight games:	Grant Morgan vs. Tennessee, 2020 (12) at Florida (15) vs. LSU (19)
Recorded 15+ tackles in back-to-back games:	Grant Morgan at Florida, 2020 (15) vs. LSU (19)
Recorded 15+ tackles two+ times in one season:	Grant Morgan at Mississippi State (15) vs. Ole Miss (19) at Florida (15)
Returned an interception for a touchdown:	Jalen Catalon, Grant Morgan vs. Ole Miss, 2020
Returned a fumble for a touchdown:	De'Jon Harris (6) vs. Texas A&M, 2019

SPECIAL TEAMS

Scored 10+ points kicking:	Connor Limpert vs. Colorado State, 2019 (13)
Made 5+ field goals:	Kendall Trainor vs. Texas A&M, 1988 (5)
Made 4+ field goals:	Connor Limpert vs. Ole Miss, 2018 (4)
Made two field goals of 50+ yards:	Steve Little vs. Oklahoma State, 1976 (53 & 57)
Made one field goal of 50+ yards:	Connor Limpert vs. Colorado State, 2019 (54)
Kicked a punt of 70+ yards:	Sam Irwin-Hill vs. South Carolina, 2013 (79)
Kicked a punt of 60+ yards:	Reid Bauer vs. Ole Miss, 2018 (64)
Punted 10+ times:	Toby Baker at Auburn, 2016 (10)
Totalled 175+ kick return yards:	DeCori Birmingham vs. Alabama, 2002 (197)
Totalled 150+ kick return yards:	Dennis Johnson at Texas, 2008 (150)
Totalled 100+ kick return yards:	Treyton Burks vs. Mississippi State, 2019 (134)
Totalled 50+ punt return yards:	D.J. Dean vs. Nicholls, 2014 (94)

THE LAST TIME AN OPPONENT ...

RUSHING

Had 500+ yards rushing:	at Auburn, 2016 (543)
Had 400+ yards rushing:	Mississippi State, 2019 (460)
Had 300+ yards rushing:	Mississippi State, 2019 (460)
Had 200+ yards rushing:	Alabama, 2020 (216)
Had 70+ rushing attempts:	at Mississippi State, 2010 (70)
Had 60+ rushing attempts:	Missouri, 2017 (60)
Had 50+ rushing attempts:	Tennessee, 2020 (50)
Had 7+ rushing TDs:	at Auburn, 2016 (7)
Had 6+ rushing TDs:	Alabama, 2020 (6)
Had 5+ rushing TDs:	Alabama, 2020 (6)
Had 4+ rushing TDs:	Alabama, 2020 (6)

PASSING

Had 500+ yards passing:	Mississippi State, 2015 (508)
Had 400+ yards passing:	San Jose State, 2019 (402)
Had 300+ yards passing:	at Missouri, 2020 (380)
Had 200+ yards passing:	Alabama, 2020 (227)
Had 60+ pass attempts:	at Mississippi State, 2020 (60)
Had 50+ pass attempts:	at Mississippi State, 2020 (60)
Had 40+ pass attempts:	at Missouri, 2020 (49)
Had 30+ pass attempts:	Alabama, 2020 (33)
Had 40+ pass completions:	at Mississippi State, 2020 (43)
Had 30+ pass completions:	at Missouri, 2020 (32)
Had 25+ pass completions:	Alabama, 2020 (27)
Had 20+ pass completions:	Alabama, 2020 (27)
Had 6+ passing TDs:	at Florida, 2020 (6)
Had 5+ passing TDs:	at Florida, 2020 (6)
Had 4+ passing TDs:	at Florida, 2020 (6)
Had 3+ passing TDs:	at Florida, 2020 (6)

RECEIVING

Had two players with 100-yards receiving in a game:	Alabama, 2018 (Jerry Jeudy, 135 - Irv Smith Jr., 123)
Had 4+ players catch 5+ passes:	at Missouri, 2020 (Keke Chism - 6, B. Banister 6, Damon Hazelton - 5, Tauski Dove - 5)
Had 3+ players catch 5+ passes:	at Missouri, 2020 (Keke Chism - 6, B. Banister 6, Damon Hazelton - 5, Tauski Dove - 5)
Had 10+ players catch a pass:	at Missouri, 2020 (10)
Had 8+ players catch a pass:	Alabama, 2020 (9)

TOTAL OFFENSE

Had 700+ yards total offense:	at Southern California, 2005 (736)
Had 650+ yards total offense:	at Missouri, 2020 (653)
Had 600+ yards total offense:	at Missouri, 2020 (653)
Had 550+ yards total offense:	at Missouri, 2020 (653)
Had 500+ yards total offense:	at Missouri, 2020 (653)
Had 400+ yards total offense:	Alabama, 2020 (443)
Had 100+ plays total offense:	at Missouri, 2017 (102)
Had 90+ plays total offense:	LSU, 2020 (91)
Had 80+ plays total offense:	at Missouri, 2020 (87)
Had 75+ plays total offense:	at Missouri, 2020 (87)

SCORING

Scored 70+ points:	at Southern California, 2005 (70)
Scored 60+ points:	at Florida, 2020 (63)
Scored 50+ points:	Alabama, 2020 (52)
Scored 40+ points:	Alabama, 2020 (52)
Scored 30+ points:	Alabama, 2020 (52)
Scored a two-point conversion rushing:	Georgia, 2020
Scored a two-point conversion passing:	at Colorado State, 2018
Failed on a two-point conversion attempt:	at Mississippi State, 2019

TURNOVERS

Had 5+ fumbles:	Eastern Illinois, 2018 (6, lost 5)
Had 4+ fumbles lost:	Eastern Illinois, 2018 (5)
Had 3+ fumbles lost:	Eastern Illinois, 2018 (5)
Committed 7+ turnovers:	Ole Miss, 2020 (7)
Committed 6+ turnovers:	Ole Miss, 2020 (7)
Committed 5+ turnovers:	Ole Miss, 2020 (7)
Intercepted 8+ Arkansas passes:	at SMU, 1951 (8)
Intercepted 7+ Arkansas passes:	at SMU, 1951 (8)
Intercepted 6+ Arkansas passes:	North Texas, 2018 (6)
Intercepted 5+ Arkansas passes:	San Jose State, 2019 (5)
Intercepted 4+ Arkansas passes:	San Jose State, 2019 (5)
Intercepted 3+ Arkansas passes:	Georgia, 2020 (3)
Returned an interception for a touchdown:	Georgia, 2020
Returned a fumble for a touchdown:	at Florida, 2020

DEFENSE

Held Arkansas to 10 or fewer first downs:	at Alabama, 2015 (10)
Recorded 9+ sacks:	vs. Oklahoma, 2001 (9.0-55)
Recorded 8+ sacks:	Alabama, 2020 (8.0-49)
Recorded 7+ sacks:	Alabama, 2020 (8.0-49)
Recorded 6+ sacks:	Alabama, 2020 (8.0-49)
Scored a safety:	Georgia, 2020
Held Arkansas to 50 or fewer yards rushing:	LSU, 2018 (16)
Held Arkansas to 25 or fewer yards rushing:	LSU, 2018 (16)
Held Arkansas to 100 or fewer yards passing:	Missouri, 2019 (77)
Held Arkansas to 50 or fewer yards passing:	South Carolina, 2013 (30)
Held Arkansas to 300 or less yards total offense:	Alabama, 2020 (188)
Held Arkansas to 200 or less yards total offense:	Alabama, 2020 (188)
Held Arkansas to 100 or fewer yards both rushing & passing:	Alabama, 2012 (Rush - 58, Pass - 79)

SPECIAL TEAMS

Returned a punt for a TD:	Alabama, 2020
Returned a kickoff for a TD:	vs. Texas A&M, 2018
Punted 10+ times:	Chattanooga, 2007 (12)
Punted 10+ times in consecutive games:	North Texas, 2007 (10)
Did not punt:	Chattanooga, 2007 (12)
Missed a kicking PAT:	Alabama, 2018
Missed two kicking PATs:	Auburn, 2019
Blocked a field goal:	at LSU, 2017
Blocked a punt:	Kansas State, 2015
	at Auburn, 2020

MISCELLANEOUS

Had 30+ first downs:	at Missouri, 2020 (37)
Had 10+ penalties:	Georgia, 2020 (12)
Had 100+ yards in penalties:	Georgia, 2020 (108)
Had 35+ minutes of possession time:	vs. LSU, 2020 (41:43)
Had 40+ minutes of possession time:	vs. LSU, 2020 (41:43)
Had two 100-yard rushers and one 100-yard receiver:	Texas A&M, 2017 (Kellen Mond - 109 rushing, Keith Ford - 102 rushing & Christian Kirk - 110 receiving)
Had one 100-yard rusher and one 100-yard receiver:	at Missouri, 2020 (Larry Rountree III - 185 rushing & Keke Chism - 113 receiving)
Had one 100-yard rusher and two 100-yard receivers:	Alabama, 2018 (Damien Harris - 111 rushing, Jerry Jeudy - 135 receiving & Irv Smith Jr. - 123 receiving)

LAST TIME AN INDIVIDUAL OPPONENT . . .

INDIVIDUAL RUSHING

Rushed 40+ times: Travis Stephens (41), Tennessee (2001)
 Rushed 35+ times: Ish Witter (39), Missouri (2017)
 Rushed 30+ times: Eric Gray (31), Tennessee (2020)
 Rushed for 200+ yards: Kylin Hill (234), Mississippi State (2019)
 Rushed for 175+ yards: Larry Rountree III (185), at Missouri (2020)
 Rushed for 150+ yards: Larry Rountree III (185), at Missouri (2020)
 Rushed for 125+ yards: Larry Rountree III (185), at Missouri (2020)
 Rushed for 100+ yards: Larry Rountree III (185), at Missouri (2020)
 Rushed for 4+ touchdowns: Nick Fitzgerald (4), Mississippi State (2016)
 Rushed for 3+ touchdowns: B. Robinson Jr. (3), Alabama (2020)
 Had a run of 80+ yards: Jase McClellan (80), Alabama (2020)
 Had a run of 70+ yards: Jase McClellan (80), Alabama (2020)
 Had a run of 60+ yards: Jase McClellan (80), Alabama (2020)
 Had a run of 50+ yards: Jase McClellan (80), Alabama (2020)

INDIVIDUAL PASSING

Passed for 500+ yards: Dak Prescott (508), Mississippi State (2015)
 Passed for 450+ yards: Dak Prescott (508), Mississippi State (2015)
 Passed for 400+ yards: Josh Love (402), San Jose State (2019)
 Passed for 300+ yards: Connor Bazelak (380), at Missouri (2020)
 Attempted 60+ passes: Kolton Browning (67), Louisiana-Monroe (2012)
 Attempted 50+ passes: K.J. Costello (59), at Mississippi State (2020)
 Attempted 40+ passes: Connor Bazelak (49), at Missouri (2020)
 Completed 40+ passes: K.J. Costello (43), at Mississippi State (2020)
 Completed 30+ passes: Connor Bazelak (32), at Missouri (2020)
 Completed 20+ passes: Mac Jones (24), Alabama (2020)
 Threw 6+ touchdown passes: Kyle Trask (6), at Florida (2020)
 Threw 5+ touchdown passes: Kyle Trask (6), at Florida (2020)
 Threw 4+ touchdown passes: Kyle Trask (6), at Florida (2020)
 Threw 3+ touchdown passes: Kyle Trask (6), at Florida (2020)
 Completed a pass for 90+ yards: Trevor Knight (92), Texas A&M (2016)
 Completed a pass for 80+ yards: Kellen Mond (81), Texas A&M (2017)
 Completed a pass for 70+ yards: Patrick O'Brien (75), Colorado State (2019)
 Completed a pass for 60+ yards: Ty Storey (69), Western Kentucky (2019)

INDIVIDUAL RECEIVING

Caught 15+ passes: Willie Gosha (17), Auburn (1995)
 Caught 10+ passes: Elijah Moore (11), vs. Ole Miss (2020)
 Caught 7+ passes: Terrace Marshall (7), vs. LSU (2020)
 Had 200+ yards receiving: Jamayel Smith (208), Mississippi State (2007)
 Had 150+ yards receiving: Tre Walker (161), San Jose State (2019)
 Had 100+ yards receiving: Keke Chism (113), at Missouri (2020)
 Caught 3+ TD passes: A. Hollins (3), Eastern Illinois (2018)
 Caught 2+ TD passes: T. Grimes, K. Zipperer (2, 2), at Florida (2020)

INDIVIDUAL TOTAL OFFENSE

Had 400+ yards total offense: Jordan Ta'amu (528; Pass - 387, Rush - 141), Ole Miss (2018)
 Had 300+ yards total offense: Connor Bazelak (366; Pass - 380, Rush - (-14)), at Missouri (2020)
 Had 100 yards both passing and rushing: Jordan Ta'amu (528; Pass - 387, Rush - 141), Ole Miss (2018)

INDIVIDUAL SCORING

Accounted for 6+ touchdowns: Kyle Trask (at Florida), 2020 (6)
 Accounted for 5+ touchdowns: Kyle Trask (at Florida), 2020 (6)
 Accounted for 4+ touchdowns: Kyle Trask (at Florida), 2020 (6)
 Scored 4+ touchdowns: Peyton Barber (Auburn), 2015 (4)
 Scored 3+ touchdowns: B. Robinson Jr. (Alabama), 2020 (3)

INDIVIDUAL DEFENSE

Intercepted 3+ passes: Minkah Fitzpatrick (3), Alabama (2016)
 Intercepted 2+ passes: Richard LeCounte (2), Georgia (2020)
 Recorded 3+ sacks: JaCoby Stevens (3.0), at LSU (2019)
 Recorded 2+ sacks: C. Barmore (2.0), W. Anderson Jr. (2.0), Alabama (2020)

SPECIAL TEAMS

Kicked 5+ field goals: Harrison Mevis (5-5), at Missouri (2020)
 Kicked four field goals: Wyatt Bryan (4-4), at Colorado State (2018)
 Returned a punt for a TD: Keegan Brewer, North Texas (2018)
 Returned a kick for a TD: Jashaun Corbin, vs. Texas A&M (2018)

ARKANSAS BIG PLAYS FROM SCRIMMAGE

Opponent	Rushing					Passing				
	10-19	20-29	30-39	40-49	50+	20-29	30-39	40-49	50+	
Georgia	3	0	0	0	0	3	0	1	0	
at Miss. State	2	0	0	0	0	1	0	0	1	
at Auburn	3	0	0	0	0	1	2	1	0	
Ole Miss	6	0	0	0	0	0	0	0	1	
at Texas A&M	4	2	0	0	0	2	1	0	0	
Tennessee	2	4	0	0	0	1	0	0	2	
at Florida	5	0	0	0	1	1	0	1	1	
LSU	3	1	0	0	0	1	0	0	4	
at Missouri	7	3	0	0	0	2	0	1	1	
Alabama	4	0	0	0	0	1	0	0	0	
Totals	69	10	0	0	1	13	3	4	10	

OPPONENT BIG PLAYS FROM SCRIMMAGE

Opponent	Rushing					Passing				
	10-19	20-29	30-39	40-49	50+	20-29	30-39	40-49	50+	
Georgia	3	1	0	0	0	2	0	0	0	
at Miss. State	1	0	0	0	0	0	1	0	0	
at Auburn	10	1	0	1	0	1	2	0	0	
Ole Miss	6	0	0	1	0	2	1	0	0	
at Texas A&M	5	1	0	0	0	2	2	0	0	
Tennessee	1	1	0	0	0	1	0	0	0	
at Florida	5	0	0	0	0	4	3	1	0	
LSU	0	1	0	0	0	2	1	0	0	
at Missouri	4	1	1	2	0	4	1	0	0	
Alabama	1	0	0	0	1	3	0	0	0	
Totals	36	6	1	4	1	21	11	1	0	

FIRST DOWN GAME LOG

Arkansas					Opponents				
Opponent	Rush	Pass	Penalty	Total	Opponent	Rush	Pass	Penalty	Total
Georgia	4	8	3	15	Georgia	8	10	1	19
at Miss. State	6	10	1	17	at Miss. State	5	19	0	24
at Auburn	5	15	2	22	at Auburn	14	10	0	24
Ole Miss	10	13	1	24	Ole Miss	13	10	0	23
at Texas A&M	12	13	4	29	at Texas A&M	9	12	4	25
Tennessee	13	7	1	21	Tennessee	11	6	2	19
at Florida	9	8	1	18	at Florida	15	18	3	36
LSU	2	11	1	14	LSU	7	16	1	24
at Missouri	21	10	3	34	at Missouri	12	20	5	37
Alabama	6	5	2	13	Alabama	9	13	2	24
TOTAL	88	100	19	207	TOTAL	103	134	18	255

TURNOVER CHART

Takeaways					Giveaways				
Opponent	Fumbles	Interceptions	Total	Pts Off	Fumbles	Interceptions	Total	Points Off	Margin
Georgia	1	1	2	3	0	3	3	14	-1
at Miss. State	1	3	4	7	2	0	2	0	+2
at Auburn	0	0	0	0	0	0	0	0	0
Ole Miss	1	6	7	24	1	1	2	0	+5
at Texas A&M	0	0	0	0	0	0	0	0	0
Tennessee	0	2	2	0	0	0	0	0	+2
at Florida	0	1	1	7	1	0	1	7	0
LSU	1	0	1	0	0	1	1	7	0
at Missouri	0	0	0	0	0	0	0	0	0
Alabama	1	0	1	0	3	1	4	14	-3
TOTAL	5	13	18	41	7	6	13	42	+5

Arkansas' 18 takeaways are 4th in the SEC and are tied for 17th nationally. The team's +5 turnover margin is fourth in the league and 24th in the FBS.

DRIVE SUPERLATIVES

Longest Drive

By No. of Plays

By No. of Yards

By Time of Possession

Arkansas

17 (75 yards, 5:14) vs. Tennessee, TD

95 2x last (6 plays, 1:30) vs. LSU, TD

5:30 (13 plays, 85 yards) at Auburn, TD

Opponents

16 2x last (81 yards, 8:29) vs. Tennessee, TD

83 (8 plays, 4:06) at Florida, TD

8:29 (16 plays, 81 yards) vs. Tennessee, TD

Shortest Drive

By No. of Plays

By No. of Yards

By Time of Possession

Arkansas

15x last (82 yards, 0:17) at Florida, TD

-13 (6 plays, 2:10) at Mississippi St., punt

0:01 (1 play, -4 yards) at Mississippi St., end of half

Opponents

1 11x last (80 yards, 0:13) vs. Alacama, TD

-7 2x last (4 plays, 1:39) vs. Ole Miss, INT

0:03 (1 play, 1 yards) vs. LSU, TD

Scoring Drive Breakdown

Yardage	ARKANSAS		OPPONENT	
	TD	FG	TD	FG
No drive	3	-	4	-
Neg. Yards	-	-	-	-
0-9	-	-	2	-
10-19	-	-	-	1
20-29	1	-	1	2
30-39	-	-	-	1
40-49	-	3	3	3
50-59	-	2	4	3
60-69	4	1	7	5
70-79	16	1	15	-
80-89	6	-	7	-
90-99	4	-	--	-
TOTALS	34	7	43	15

Game-Opening Drives

OPP	ARKANSAS			OPPONENTS		
	PTS	ISTS	YDS	PTS	ISTS	YDS
Georgia	0	0	6	0	1	34
at Miss. State	0	0	9	0	3	39
at Auburn	0	0	6	0	1	15
Ole Miss	0	0	7	0	4	55
at Texas A&M	7	5	87	0	1	19
Tennessee	0	2	24	3	4	42
at Florida	7	3	75	7	5	75
LSU	0	0	4	0	1	10
at Missouri	0	0	2	3	3	17
Alabama	0	1	10	3	1	19
TOTALS	14	11	230	13	24	325

Second Half-Opening Drives

OPP	ARKANSAS			OPPONENTS		
	PTS	ISTS	YDS	PTS	ISTS	YDS
Georgia	3	3	43	0	1	38
at Miss. State	7	5	75	7	6	76
at Auburn	6	6	85	0	3	30
Ole Miss	0	1	11	0	4	74
at Texas A&M	3	4	58	7	4	75
Tennessee	7	5	75	0	0	5
at Florida	7	5	75	0	2	10
LSU	0	0	5	0	1	14
at Missouri	0	0	7	3	2	60
Alabama	0	0	-7	7	5	89
TOTALS	33	29	427	24	28	471

Three & Out Drives

	ARKANSAS	OPPONENT
	THREE-&OUTS/DRIVES	THREE-&OUTS/DRIVES
Georgia	8/16 (50.0%)	1/16 (6.3%)
at Mississippi State	4/13 (30.8%)	3/13 (23.1%)
at Auburn	4/13 (30.8%)	1/11 (9.1%)
Ole Miss	3/14 (21.4%)	2/16 (12.5%)
at Texas A&M	1/11 (9.1%)	2/12 (16.7%)
Tennessee	1/11 (9.1%)	5/12 (41.7%)
at Florida	3/13 (23.1%)	0/12 (0.0%)
LSU	6/13 (46.2%)	3/14 (21.4%)
at Missouri	2/12 (16.7%)	1/13 (7.7%)
Alabama	5/13 (38.5%)	2/12 (16.7%)
TOTALS	37/129 (28.7%)	20/131 (15.3%)

ARKANSAS DRIVE CHARTS

Georgia					
Qtr.	Time	Start	Pl-Yds	TOP	Result
1st	15:00	AR25	3-6	0:55	punt
1st	11:05	AR09	7-91	2:17	*TOUCHDOWN
1st	07:41	AR10	3-5	0:36	punt
1st	05:14	AR07	3-29	0:41	interception
1st	03:14	AR05	3-2	0:50	punt
1st	00:49	AR01	4-(-1)	1:19	*SAFETY
2nd	11:47	AR20	3-5	1:40	punt
2nd	06:11	AR24	3-6	1:01	punt
2nd	03:37	AR21	6-37	2:37	punt
3rd	12:38	AR49	11-43	4:15	*FIELD GOAL
3rd	06:00	AR16	3-(-1)	1:29	punt
3rd	03:20	AR25	2-2	0:27	interception
3rd	02:53	AR25	3-25	1:00	interception
4th	11:15	AR25	3-6	2:26	punt
4th	05:24	AR11	3-6	1:25	punt
4th	01:23	AR25	8-34	1:16	downs

at Mississippi State

Qtr.	Time	Start	Pl-Yds	TOP	Result
1st	03:59	AR25	3-9	1:01	punt
1st	00:02	AR06	13-91	4:37	fumble
2nd	08:00	AR31	8-69	2:33	*TOUCHDOWN
2nd	04:46	AR48	4-11	1:55	punt
2nd	01:18	AR36	4-3	0:39	punt
2nd	00:01	AR27	1-(-4)	0:01	end of half
3rd	15:00	AR25	11-75	3:39	*TOUCHDOWN
3rd	03:50	AR25	4-15	1:47	punt
4th	14:20	AR47	3-(-4)	1:22	punt
4th	11:13	AR32	2-(-11)	0:32	fumble
4th	08:52	AR13	3-0	1:20	punt
4th	04:39	AR09	3-9	2:04	punt
4th	02:35	MS37	6-(-13)	2:10	punt

at Auburn

Qtr.	Time	Start	Pl-Yds	TOP	Result
1st	15:00	AR25	3-6	1:18	punt
1st	10:56	AR10	5-25	2:24	punt
1st	05:56	AR03	3-1	1:24	punt
1st	04:32	AR35	3-0	1:22	punt
1st	00:36	AR25	5-22	1:25	punt
2nd	09:22	AR35	8-65	2:58	*TOUCHDOWN
2nd	04:15	AR25	6-75	2:00	*TOUCHDOWN
2nd	00:38	AR25	3-8	0:38	end of half
3rd	09:44	AR15	13-85	5:30	*TOUCHDOWN
4th	14:51	AR25	10-70	3:14	*FIELD GOAL
4th	10:19	AR30	10-70	4:50	*TOUCHDOWN
4th	02:38	AR20	3-2	0:32	punt
4th	00:07	AR25	1-16	0:07	end of game

Ole Miss

Qtr.	Time	Start	Pl-Yds	TOP	Result
1st	15:00	AR25	3-7	1:03	punt
1st	09:58	AR05	11-95	4:11	*TOUCHDOWN
1st	02:42	AR02	9-37	4:03	punt
2nd	13:15	MS48	7-42	2:25	*FIELD GOAL
2nd	08:09	AR31	3-7	1:27	punt
2nd	05:02	AR35	12-50	3:21	*FIELD GOAL
2nd	01:02	AR27	6-15	0:52	punt
3rd	10:38	AR01	5-11	1:56	punt
3rd	04:35	AR25	1-(-8)	0:10	fumble
3rd	04:16	AR12	6-38	2:19	interception
3rd	00:40	AR29	3-(-6)	1:00	punt
4th	12:06	AR30	11-70	4:30	*TOUCHDOWN
4th	05:30	AR31	4-17	1:44	punt
4th	01:28	MS30	2-24	1:28	end of game

OPPONENT DRIVE CHARTS

Georgia					
Qtr.	Time	Start	Pl-Yds	TOP	Result
1st	14:05	GA34	6-19	3:00	punt
1st	08:48	GA25	3-9	1:07	punt
1st	07:05	GA50	4-(-7)	1:51	punt
1st	04:33	AR15	3-3	1:19	interception
1st	02:24	GA44	4-9	1:35	punt
2nd	14:30	AR45	7-3	2:43	punt
2nd	10:07	GA39	10-37	3:56	downs
2nd	05:10	GA20	5-5	1:33	punt
2nd	01:00	GA20	8-59	1:00	*FIELD GOAL
3rd	15:00	GA25	6-33	2:22	fumble
3rd	08:23	GA43	6-57	2:23	*TOUCHDOWN
3rd	04:31	AR24	4-24	1:11	*TOUCHDOWN
3rd	01:53	GA19	13-81	5:38	*TOUCHDOWN
4th	08:49	GA25	5-1	3:25	punt
4th	03:59	AR43	6-22	2:36	*FIELD GOAL
4th	00:07	GA41	1-(-2)	0:07	end of game

at Mississippi State

Qtr.	Time	Start	Pl-Yds	TOP	Result
1st	15:00	MS27	7-39	3:16	interception
1st	11:44	MS25	15-75	7:45	*TOUCHDOWN
1st	02:58	MS18	6-38	2:56	punt
2nd	10:25	MS03	5-20	2:25	punt
2nd	05:27	MS25	3-(-3)	0:41	punt
2nd	02:51	MS20	6-26	1:33	interception
2nd	00:39	MS18	3-6	0:38	punt
3rd	11:11	MS24	14-76	7:21	*TOUCHDOWN
3rd	02:03	MS23	6-45	2:43	interception
4th	12:58	MS09	3-8	1:45	punt
4th	10:41	AR21	4-8	1:49	downs
4th	07:32	AR30	7-21	2:53	downs
4th	00:25	MS12	5-31	0:25	end of game

at Auburn

Qtr.	Time	Start	Pl-Yds	TOP	Result
1st	13:42	AU28	5-15	2:46	punt
1st	08:32	AU17	7-39	2:36	punt
1st	03:10	AU23	5-47	2:34	*FIELD GOAL
2nd	14:11	AU20	10-80	4:49	*TOUCHDOWN
2nd	06:16	AU33	4-22	2:01	punt
2nd	02:15	AU35	6-57	1:37	*FIELD GOAL
3rd	14:53	AU24	11-30	5:09	punt
3rd	04:03	AU36	9-64	4:12	*TOUCHDOWN
4th	11:32	AU14	3-8	1:13	punt
4th	05:29	AU35	7-48	2:51	missed fg
4th	02:06	AR45	7-23	1:59	*FIELD GOAL

Ole Miss

Qtr.	Time	Start	Pl-Yds	TOP	Result
1st	13:57	MS40	13-55	3:59	fumble
1st	05:47	MS35	7-29	3:05	punt
2nd	13:39	MS12	2-8	0:24	interception
2nd	10:50	MS25	1-0	0:10	interception
2nd	10:40	MS25	7-44	2:31	downs
2nd	06:42	MS20	3-5	1:40	punt
2nd	01:41	MS25	3-0	0:39	punt
2nd	00:10	MS20	1-4	0:10	end of half
3rd	15:00	MS25	16-74	4:22	downs
3rd	08:42	MS44	10-56	4:07	*TOUCHDOWN
3rd	04:25	AR17	1-0	0:09	interception
3rd	01:57	MS39	6-27	1:17	interception
4th	14:40	MS34	8-66	2:34	*TOUCHDOWN
4th	07:36	MS27	7-73	2:06	*TOUCHDOWN
4th	03:46	MS16	2-(-2)	0:39	interception
4th	03:07	MS31	4-(-7)	1:39	interception

ARKANSAS DRIVE CHARTS

at Texas A&M

Qtr.	Time	Start	Pl-Yds	TOP	Result
1st	12:58	AR13	12-87	4:49	*TOUCHDOWN
1st	03:57	AR25	3-3	1:01	punt
1st	00:34	AR25	9-44	3:16	missed fg
2nd	06:43	AR25	8-75	2:30	*TOUCHDOWN
2nd	01:13	AR25	5-43	1:07	missed fg
3rd	15:00	AR25	11-58	4:38	*FIELD GOAL
3rd	05:22	AR25	5-15	1:50	punt
3rd	00:56	AR25	8-75	2:47	*TOUCHDOWN
4th	09:39	AR24	4-15	1:21	punt
4th	06:39	AR45	6-27	2:13	downs
4th	02:05	AR31	6-69	1:29	*TOUCHDOWN

Tennessee

Qtr.	Time	Start	Pl-Yds	TOP	Result
1st	09:25	AR25	6-31	2:21	punt
2nd	13:35	AR25	16-71	4:44	missed fg
2nd	07:34	AR20	4-29	1:44	punt
2nd	01:57	AR26	4-22	1:15	punt
3rd	15:00	AR25	17-75	5:14	*TOUCHDOWN
3rd	07:35	AR33	3-67	1:00	*TOUCHDOWN
3rd	04:42	AR19	2-81	0:29	*TOUCHDOWN
3rd	03:11	AR20	7-49	3:04	*FIELD GOAL
4th	13:13	AR27	5-(-4)	2:24	punt
4th	09:20	AR20	3-(-10)	2:13	punt
4th	04:32	AR23	5-17	2:33	punt

at Florida

Qtr.	Time	Start	Pl-Yds	TOP	Result
1st	07:36	AR25	5-75	1:33	*TOUCHDOWN
1st	02:59	AR16	7-33	3:03	downs
2nd	09:54	AR32	3-3	1:26	punt
2nd	07:06	AR17	1-83	0:11	*TOUCHDOWN
2nd	04:28	AR11	3-2	1:31	punt
2nd	00:17	AR25	2-35	0:17	end of half
3rd	15:00	AR25	9-75	3:00	*TOUCHDOWN
3rd	09:06	AR23	3-9	1:59	punt
3rd	03:01	AR25	5-9	2:22	punt
4th	13:08	AR25	3-10	0:51	fumble
4th	12:08	AR18	1-82	0:17	*TOUCHDOWN
4th	05:33	AR27	5-14	2:35	punt
4th	02:05	FL23	4-23	1:25	*TOUCHDOWN

LSU

Qtr.	Time	Start	Pl-Yds	TOP	Result
1st	15:00	AR25	3-4	0:41	punt
1st	11:12	AR20	4-14	1:19	punt
1st	07:37	AR25	3-5	0:44	punt
1st	04:45	AR08	4-92	1:05	*TOUCHDOWN
2nd	13:54	AR25	3-5	1:32	punt
2nd	08:11	AR29	3-(-1)	1:41	punt
2nd	04:53	AR26	2-3	0:29	interception
2nd	04:21	AR25	3-75	0:37	*TOUCHDOWN
3rd	10:35	AR09	3-5	1:50	punt
3rd	02:34	AR05	6-95	1:30	*TOUCHDOWN
3rd	00:06	AR08	7-88	2:24	*FIELD GOAL
4th	09:20	AR07	3-9	1:50	punt
4th	03:59	AR25	11-48	2:35	missed fg

OPPONENT DRIVE CHARTS

at Texas A&M

Qtr.	Time	Start	Pl-Yds	TOP	Result
1st	15:00	TAMU25	4-19	2:02	punt
1st	08:09	TAMU25	8-75	4:12	*TOUCHDOWN
1st	02:56	TAMU42	4-58	2:22	*TOUCHDOWN
2nd	12:18	TAMU31	11-69	5:35	*TOUCHDOWN
2nd	04:13	TAMU26	7-74	3:00	*TOUCHDOWN
2nd	00:06	TAMU32	1-(-1)	0:06	end of half
3rd	10:22	TAMU25	9-75	5:00	*TOUCHDOWN
3rd	03:32	TAMU32	6-68	2:36	*TOUCHDOWN
4th	13:09	TAMU25	5-11	3:30	punt
4th	08:18	TAMU12	3-3	1:39	punt
4th	04:26	TAMU28	3-(-2)	2:21	punt
4th	00:36	AR46	1-(-1)	0:36	end of game

Tennessee

Qtr.	Time	Start	Pl-Yds	TOP	Result
1st	15:00	UT25	12-42	5:35	*FIELD GOAL
1st	07:04	UT19	16-81	8:29	*TOUCHDOWN
2nd	08:51	UT20	3-7	1:17	punt
2nd	05:50	UT20	8-49	3:53	*FIELD GOAL
2nd	00:42	UT22	1-(-2)	0:42	end of half
3rd	09:46	UT25	3-5	2:11	punt
3rd	06:35	UT25	3-6	1:53	punt
3rd	04:13	UT25	3-1	1:02	punt
3rd	00:07	UT25	4-12	1:54	punt
4th	10:49	UT39	3-1	1:29	punt
4th	07:07	AR48	7-23	2:35	interception
4th	01:59	UT18	10-72	1:59	interception

at Florida

Qtr.	Time	Start	Pl-Yds	TOP	Result
1st	15:00	FL25	14-75	7:24	*TOUCHDOWN
1st	06:03	FL25	7-59	3:04	downs
2nd	14:56	AR49	9-49	4:53	*TOUCHDOWN
2nd	08:28	FL26	4-74	1:11	*TOUCHDOWN
2nd	06:55	FL35	5-65	2:22	*TOUCHDOWN
2nd	02:57	FL47	7-53	2:40	*TOUCHDOWN
3rd	12:00	FL25	6-10	2:54	punt
3rd	07:07	FL17	8-83	4:06	*TOUCHDOWN
3rd	00:39	FL24	8-76	2:31	*TOUCHDOWN
4th	11:51	FL25	12-75	6:10	*TOUCHDOWN
4th	2:58	FL14	2-4	0:53	interception
4th	00:40	FL25	1-4	0:40	end of game

LSU

Qtr.	Time	Start	Pl-Yds	TOP	Result
1st	14:19	LS25	6-5	3:07	punt
1st	09:53	LS19	8-51	2:16	*FIELD GOAL
1st	06:53	LS25	3-9	2:08	punt
1st	03:40	LS25	10-75	4:46	*TOUCHDOWN
2nd	12:22	LS18	9-53	4:11	fumble
2nd	06:30	LS28	3-8	1:37	punt
2nd	04:24	AR01	1-1	0:03	*TOUCHDOWN
2nd	03:44	LS25	14-69	3:44	*FIELD GOAL
3rd	15:00	LS25	6-14	4:25	punt
3rd	08:45	LS27	12-34	6:11	punt
3rd	01:04	LS25	3-6	0:58	punt
4th	12:42	LS25	5-20	3:22	punt
4th	07:30	LS33	10-67	3:31	*TOUCHDOWN
4th	01:24	LS27	3-(-2)	1:24	end of game

TEXAS BOWL: TCU

ARKANSAS DRIVE CHARTS

at Missouri

Qtr.	Time	Start	Pl-Yds	TOP	Result
1st	12:12	AR25	3-2	0:36	punt
1st	06:17	AR25	12-75	4:29	*TOUCHDOWN
2nd	11:51	AR11	3-89	0:35	*TOUCHDOWN
2nd	07:45	AR25	13-75	4:06	*TOUCHDOWN
2nd	02:10	AR30	9-70	1:50	*TOUCHDOWN
3rd	15:00	AR25	3-7	1:30	punt
3rd	10:23	AR25	8-75	2:05	*TOUCHDOWN
3rd	06:36	AR34	4-24	1:11	punt
4th	14:50	AR25	7-75	1:35	*TOUCHDOWN
4th	12:41	AR25	5-15	2:48	punt
4th	07:46	AR25	4-6	1:33	punt
4th	04:47	AR25	13-75	4:04	*TOUCHDOWN

Alabama

Qtr.	Time	Start	Pl-Yds	TOP	Result
1st	15:00	AR25	4-10	1:44	punt
1st	10:54	AR25	11-66	3:36	*FIELD GOAL
1st	04:18	AR43	3-(-1)	1:42	punt
1st	02:36	AR25	3-(-10)	1:40	punt
2nd	12:04	AR25	1-(-20)	0:10	fumble
2nd	11:50	AR24	3-6	1:22	punt
2nd	06:43	AR25	3-7	1:39	punt
2nd	00:33	AR25	2-0	0:33	end of half
3rd	07:24	AR25	3-(-7)	1:06	punt
3rd	04:40	AR26	7-30	2:23	fumble
4th	13:30	AR11	9-50	5:28	fumble
4th	05:35	AR33	7-32	3:31	interception
4th	01:51	AR25	5-28	1:51	end of game

OPPONENT DRIVE CHARTS

at Missouri

Qtr.	Time	Start	Pl-Yds	TOP	Result
1st	15:00	MU29	7-37	2:48	*FIELD GOAL
1st	11:36	MU31	12-69	5:19	*TOUCHDOWN
1st	01:48	MU25	12-63	4:52	*FIELD GOAL
2nd	11:16	MU25	8-75	3:31	*TOUCHDOWN
2nd	03:39	MU25	3-6	1:29	punt
2nd	00:20	MU25	4-18	0:20	end of half
3rd	13:30	MU20	6-60	3:07	*FIELD GOAL
3rd	08:09	MU07	5-19	1:33	punt
3rd	05:25	MU16	14-61	5:34	*FIELD GOAL
4th	13:15	MU25	2-75	0:34	*TOUCHDOWN
4th	09:53	MU18	8-82	2:07	*TOUCHDOWN
4th	06:13	MU20	4-80	1:26	*TOUCHDOWN
4th	00:43	MU25	7-60	0:43	*FIELD GOAL

Alabama

Qtr.	Time	Start	Pl-Yds	TOP	Result
1st	13:16	AR47	7-19	2:22	*FIELD GOAL
1st	07:18	AL35	7-22	3:00	downs
1st	00:56	AR49	8-49	3:52	*TOUCHDOWN
2nd	11:54	AR05	1-5	0:04	*TOUCHDOWN
2nd	10:28	AL28	8-72	3:45	*TOUCHDOWN
2nd	05:04	AL30	13-70	4:31	*TOUCHDOWN
3rd	15:00	AL11	14-89	7:36	*TOUCHDOWN
3rd	06:18	AL34	3-4	1:38	punt
3rd	02:17	AL44	7-45	3:47	fumble
4th	08:02	AL39	3-4	2:27	punt
4th	02:04	AL20	1-80	0:13	*TOUCHDOWN

ALPHABETICAL ROSTER

No.	Name	Pos.
30	Reid Bauer	P
46	Nathan Bax	TE
24	LaDarius Bishop	DB
15	Simeon Blair	DB
43	Brooks Both	LB
5	Rakeem Boyd	RB
44	Andy Boykin	DL
15	Braden Bratcher	QB
9	Greg Brooks Jr.	DB
34	Martaveous Brown	DB
21	Montaric Brown	DB
26	Donte Buckner	RB
16	Treyton Burks	WR
33	Kelin Burrle	LB
23	Devin Bush	CB
90	Vito Calvaruso	K
40	George Caratan	P
91	Taurean Carter	DL
1	Jalen Catalon	DB
6	Kendall Catalon	WR
4	Malik Chavis	DB
53	Eli Chism	LS
17	Hudson Clark	DB
66	Ty Clary	OL
57	Shane Clinin	OL
13	Julius Coates	DL
85	Harper Cole	WR
86	Kevin Compton	WR
38	Jon Conley	DB
11	Jaquayn Crawford	WR
76	Myron Cunningham	OL
75	Ray Curry Jr.	OL
20	Jordon Curtis	DB
30	Levi Draper	LB
32	Deon Edwards	LB
7	Joe Foucha	DB
39	H.T. Fountain	LS
13	Feleipe Franks	QB
48	Nicholas Fulwider	DL
33	Karch Gardiner	WR
73	Noah Gatlin	OL
5	Dorian Gerald	DL
50	Eric Gregory	DL
92	Elias Hale	DL
41	T.J. Hammonds	WR
95	Morgan Hanna	DL
83	Marcus Henderson	TE/OL
27	Hayden Henry	LB
82	Hudson Henry	TE
2	Malik Hornsby	QB
59	Griffin Hunt	OL
4	Koilan Jackson	WR
99	Enoch Jackson Jr.	DL
1	KJ Jefferson	QB
47	Cedric Johnson	LB
20	Dominique Johnson	RB
0	Khari Johnson	DB
9	John Stephen Jones	QB
70	Luke Jones	OL
97	Xavier Kelly	DL
87	Blake Kern	TE
7	Trey Knox	WR
62	Brady Latham	OL
55	Beaux Limmer	OL
18	Jack Lindsey	QB
43	Sam Loy	P
42	Jonathan Marshall	DL
18	Myles Mason	DB
90	Marcus Miller	DL
31	Grant Morgan	LB
19	Tyson Morris	WR
93	Isaiah Nichols	DL
54	Austin Nix	OL
53	John Ohrlein	LS

NUMERICAL ROSTER

No.	Name	Pos.	Ht.	Wt.	Cl.	Exp.	Hometown (Previous School)
0	Khari Johnson	DB	6-0	189	Fr.	HS	Boston, Mass. (Suffield Academy)
1	Jalen Catalon	DB	5-10	189	R-Fr.	RS	Mansfield, Texas (Mansfield Legacy HS)
1	KJ Jefferson	QB	6-3	236	R-Fr.	RS	Sardis, Miss. (North Panola HS)
2	Malik Hornsby	QB	6-2	183	Fr.	HS	Missouri City, Texas (Ft. Bend Marshall HS)
2	Myles Slusher	DB	6-0	186	Fr.	HS	Broken Arrow, Okla. (Broken Arrow HS)
3	Nick Turner	DB	5-11	189	Fr.	HS	New Orleans, La. (Brother Martin HS)
4	Malik Chavis	DB	6-2	194	R-Fr.	RS	Rison, Ark. (Rison HS)
4	Koilan Jackson	WR	6-2	228	R-Jr.	2L	Little Rock, Ark. (Joe T. Robinson HS)
5	Rakeem Boyd	RB	6-0	206	Sr.	2L	Stratford, Texas (Independence [Kan.] CC)
5	Dorian Gerald	DL	6-3	288	R-Sr.	1L	Florence, S.C. (College of the Canyons [Calif.] Mansfield, Texas (Southern)
6	Kendall Catalon	WR	5-9	182	R-Jr.	RS	Atlanta, Ga. (Woodward Academy)
6	Jacorrei Turner	DB	6-2	193	Fr.	HS	New Orleans, La. (McDonogh 35 HS)
7	Joe Foucha	DB	5-11	188	Jr.	2L	Murfreesboro, Tenn. (Blackman HS)
7	Trey Knox	WR	6-5	207	So.	1L	Magnolia, Texas (Magnolia HS)
8	Mike Woods	WR	6-1	196	Jr.	2L	Harvey, La. (West Jefferson HS)
9	Greg Brooks Jr.	DB	5-11	185	So.	1L	Dallas, Texas (Highland Park HS)
9	John Stephen Jones	QB	5-11	202	R-So.	1L	Lucas, Texas (Lovejoy HS)
10	Bumper Pool	LB	6-2	229	Jr.	2L	Monroe, La. (Ouachita Parish HS)
10	De'Vion Warren	WR	5-10	186	Sr.	3L	Rockdale, Texas (Rockdale HS/Oklahoma)
11	Jaquayn Crawford	WR	5-10	172	R-So.	TR	Douglasville, Ga. (Douglas County HS)
11	Mataio Soli	DL	6-4	235	So.	1L	Rockford, Ill. (Guilford HS/East Miss. CC)
13	Julius Coates	DL	6-6	289	R-Jr.	TR	Crawfordville, Fla. (Wakulla HS/Florida)
13	Feleipe Franks	QB	6-6	228	R-Sr.	TR	Austin, Texas (Lake Travis HS)
14	Nathan Parodi	DB	5-9	175	R-So.	1L	Texarkana, Texas (Texas HS/North Texas)
14	Cade Pearson	QB	6-3	223	R-So.	TR	Pine Bluff, Ark. (Pine Bluff HS)
15	Simeon Blair	DB	5-10	204	R-So.	1L	Warren, Ark. (Warren HS)
16	Treyton Burks	WR	6-3	232	So.	1L	Dallas, Texas (Highland Park HS)
17	Hudson Clark	DB	6-2	176	R-Fr.	RS	Little Rock, Ark. (Pulaski Academy)
17	John David White	WR	5-11	171	R-Fr.	RS	Fayetteville, Ark. (Springdale HS)
18	Jack Lindsey	QB	6-2	206	R-Sr.	2L	Trussville, Ala. (Hewitt-Trussville HS)
18	Myles Mason	DB	6-2	204	Jr.	2L	Helena-West Helena, Ark. (Fayetteville HS)
19	Tyson Morris	WR	6-1	202	R-Sr.	2L	Jenks, Okla. (Jenks HS)
20	Jordon Curtis	DB	6-0	176	R-Jr.	2L	Crowley, Texas (Crowley HS)
20	Dominique Johnson	RB	6-1	240	Fr.	HS	Ashdown, Ark. (Ashdown HS)
21	Montaric Brown	DB	6-0	190	R-Jr.	2L	Houston, Texas (Arizona State)
22	Trelon Smith	RB	5-9	185	R-Jr.	RS	New Orleans, La. (Edna Karr HS)
23	Devin Bush	DB	6-0	200	R-Fr.	RS	Katy, Texas (Katy HS)
23	Josh Oglesby	RB	5-8	174	R-So.	SO	Ashdown, Ark. (Ashdown HS)
24	LaDarius Bishop	DB	6-0	192	R-So.	1L	Sugar Land, Texas (Fort Bend Travis HS)
25	Zach Zimos	LB	6-4	225	R-Fr.	RS	Pine Bluff, Ark. (White Hall HS)
26	Donte Buckner	RB	5-11	192	Fr.	HS	Marshall, Texas (Marshall HS)
26	Micahh Smith	DB	6-0	211	R-Sr.	3L	Little Rock, Ark. (Pulaski Academy)
27	Hayden Henry	LB	6-2	229	Sr.	3L	New Orleans, La. (Sophie B. Wright HS)
28	Andrew Parker	LB	6-2	235	R-So.	1L	Jonesboro, Ark. (Jonesboro HS)
29	Asa Shearin	LB	6-1	221	R-Fr.	RS	Magnolia, Texas (Magnolia HS)
30	Reid Bauer	P	5-11	205	R-So.	RS	Collinsville, Okla. (Collinsville HS/Oklahoma)
30	Levi Draper	LB	6-1	223	R-Jr.	TR	Greenwood, Ark. (Greenwood HS)
31	Grant Morgan	LB	5-11	222	R-Sr.	3L	Clermont, Fla. (Lake Minneola HS)
32	Deon Edwards	LB	6-1	218	R-Sr.	3L	Farmington, Ark. (Farmington HS)
32	Reid Turner	RB	5-10	181	R-Fr.	RS	Harvey, La. (Helen Cox HS)
33	Kelin Burrle	LB	6-0	212	Fr.	HS	El Paso, Texas (Del Valle HS)
33	Karch Gardiner	WR	5-9	176	R-Fr.	RS	Marianna, Ark. (Arkansas Tech)
34	Martaveous Brown	DB	6-0	182	Jr.	SO	Prattville, Ala. (Prattville HS/Duke)
35	A.J. Reed	K	5-11	186	R-Sr.	TR	Pensacola, Fla. (Booker T. Washington HS)
37	Eric Thomas Jr.	LB	6-3	248	Fr.	HS	Fayetteville, Ark. (Fayetteville HS)
38	Jon Conley	DB	6-0	169	R-Fr.	SO	Flomaton, Ala. (Lindsey Wilson/Escambia Academy)
39	H.T. Fountain	LS	6-0	233	Sr.	TR	Pacific Palisades, Calif. (St. Thomas More HS/Mich.)
40	George Caratan	P	6-2	213	Jr.	TR	Little Rock, Ark. (Joe T. Robinson HS)
41	T.J. Hammonds	RB	5-10	192	R-Sr.	3L	Shepherd, Texas (Shepherd HS)
42	Jonathan Marshall	DL	6-3	317	R-Sr.	3L	Harrison, Ark. (Harrison HS)
43	Brooks Both	LB	6-0	225	Fr.	HS	San Clemente, Calif. (Colorado)
43	Sam Loy	P	6-1	190	R-Sr.	1L	Lagrange, Ga. (Troup County HS)
44	Andy Boykin	DL	6-4	314	Fr.	HS	Bryant, Ark. (Bryant HS)
44	Cameron Vail	DB	6-1	197	R-So.	SO	Friendswood, Texas (Friendswood HS/Colorado)
44	Jake Yurachek	LB	6-0	233	R-So.	1L	Little Rock, Ark. (LR Christian Academy)
45	Jackson Woodard	LB	6-3	227	Fr.	HS	Jefferson City, Mo. (Helias Catholic HS/III. St.)
46	Nathan Bax	TE	6-4	238	R-Fr.	TR	Dallas, Texas (University of Mary)
47	Cedric Johnson	LB	6-0	200	R-So.	RS	Tyrone, Ga. (Sandy Creek HS)
48	Nicholas Fulwider	DL	6-7	301	R-So.	SO	Branson, Mo. (Branson HS)
48	Jordan Silver	LS	6-1	228	R-Jr.	2L	Sheridan, Ark. (Sheridan HS)
49	McKinley Williams	LB	6-1	210	R-So.	1L	Memphis, Tenn. (IMG Academy)
50	Eric Gregory	DL	6-4	283	R-Fr.	RS	Tulsa, Okla. (Union HS)
51	Ricky Stromberg	OL	6-4	311	So.	1L	Little Rock, Ark. (Joe T. Robinson HS)
52	J.T. Towers	LB	6-4	205	Fr.	HS	

NUMERICAL ROSTER

No.	Name	Pos.	Ht.	Wt.	Cl.	Exp.	Hometown (Previous School)
53	John Oehrlein	LS	6-1	228	R-Fr.	RS	Austin, Texas (Westlake HS)
53	Eli Chism	LS	6-2	224	Fr.	HS	Shreveport, La. (Calvary Baptist Academy)
54	Austin Nix	OL	6-2	312	R-So.	1L	Texarkana, Ark. (Arkansas HS)
55	Beaux Limmer	OL	6-5	293	R-Fr.	RS	Tyler, Texas (Tyler Lee HS)
56	Zach Williams	DL	6-4	246	So.	1L	Little Rock, Ark. (Joe T. Robinson HS)
57	Shane Clinin	OL	6-6	316	R-Jr.	2L	Festus, Mo. (Jefferson HS)
58	Jashaud Stewart	DL	6-2	223	Fr.	HS	Jonesboro, Ark. (Jonesboro HS)
59	Griffin Hunt	OL	6-4	238	R-So.	SQ	Lucas, Texas (Lovejoy HS)
62	Brady Latham	OL	6-5	296	R-Fr.	RS	Jenks, Okla. (Jenks HS)
66	Ty Clary	OL	6-4	298	Sr.	3L	Fayetteville, Ark. (Fayetteville HS)
67	Payton Simpson	OL	6-4	360	Fr.	HS	Bentonville, Ark. (Bentonville HS)
70	Luke Jones	OL	6-5	294	R-So.	TR	Little Rock, Ark. (Pulaski Academy/Notre Dame)
71	Ryan Winkel	OL	6-6	307	R-So.	1L	Memphis, Tenn. (Christian Brothers HS)
72	Drew Vest	OL	6-6	299	R-Fr.	RS	Searcy, Ark. (Searcy HS)
73	Noah Gatlin	OL	6-7	307	R-So.	SQ	Jonesboro, Ark. (Jonesboro HS)
74	Jalen St. John	OL	6-5	359	Fr.	HS	St. Louis, Mo. (Trinity Catholic HS)
75	Ray Curry Jr.	OL	6-5	320	Fr.	HS	Memphis, Tenn. (White Station HS)
76	Myron Cunningham	OL	6-6	325	R-Sr.	1L	Warren, Ohio (Iowa Central CC)
78	Dalton Wagner	OL	6-9	319	R-Jr.	2L	Spring Grove, Ill. (Richmond Burton HS)
79	Dylan Rathcke	OL	6-5	290	R-Fr.	RS	Baton Rouge, La. (University Lab HS)
80	Matthew Phillips	K/P	5-10	175	R-So.	RS	Brentwood, Tenn. (Brentwood HS)
80	Collin Sutherland	TE	6-5	251	Fr.	HS	Flower Mound, Texas (Marcus HS)
81	Darin Turner	WR	6-3	208	Fr.	HS	Memphis, Tenn. (Central HS)
82	Hudson Henry	TE	6-5	249	R-Fr.	RS	Little Rock, Ark. (Pulaski Academy)
83	Marcus Henderson	TE/OL	6-5	284	Fr.	HS	Memphis, Tenn. (Memphis University School)
85	Harper Cole	WR	5-9	179	Fr.	HS	Aurora, Ill. (Waubonsie Valley HS)
86	Kevin Compton	WR	6-2	176	Fr.	HS	Pine Bluff, Ark. (Watson Chapel HS)
87	Blake Kern	TE	6-4	269	R-Sr.	2L	Lamar, Ark. (Lamar HS)
89	Blayne Toll	TE	6-5	234	Fr.	HS	Hazen, Ark. (Hazen HS)
90	Vito Calvaruso	K	6-2	182	Fr.	HS	Jefferson City, Mo. (Helias Catholic HS)
90	Marcus Miller	DL	6-5	307	R-Fr.	RS	Warren, Ark. (Warren HS)
91	Taurean Carter	DL	6-3	291	R-Fr.	RS	Mansfield, Texas (Mansfield Legacy HS)
92	Elias Hale	DL	6-4	251	R-Sr.	SQ	Fayetteville, Ark. (Fayetteville HS)
93	Isaiah Nichols	DL	6-3	281	R-So.	1L	Springdale, Ark. (Springdale HS)
94	David Porter	DL	6-3	226	R-Jr.	1L	Little Rock, Ark. (Joe T. Robinson HS)
95	Morgan Hanna	DL	6-4	221	R-Fr.	RS	Greenwood, Ark. (Greenwood HS)
97	Xavier Kelly	DL	6-5	311	R-Sr.	TR	Wichita, Kan. (East HS/Clemson)
99	Enoch Jackson Jr.	DL	6-0	298	R-Fr.	RS	Mansfield, Texas (Mansfield Legacy HS)

Roster by Class: Senior - 20 | Junior - 17 | Sophomore - 27 | Freshman - 48

ALPHABETICAL ROSTER

No.	Name	Pos.
23	Josh Oglesby	RB
28	Andrew Parker	LB
14	Nathan Parodi	DB
14	Cade Pearson	QB
80	Matthew Phillips	P
10	Bumper Pool	LB
94	David Porter	DL
79	Dylan Rathcke	OL
35	AJ Reed	K
29	Asa Shearin	LB
48	Jordan Silver	LS
67	Payton Simpson	OL
2	Myles Slusher	DB
26	Micahh Smith	DB
22	Trelon Smith	RB
74	Jalen St. John	OL
11	Mataio Soli	DL
58	Jashaud Stewart	DL
51	Ricky Stromberg	OL
80	Collin Sutherland	TE
37	Eric Thomas Jr.	LB
89	Blayne Toll	TE
52	J.T. Towers	LB
81	Darin Turner	WR
6	Jacorre Turner	LB
3	Nick Turner	DB
32	Reid Turner	RB
44	Cameron Vail	DB
72	Drew Vest	OL
78	Dalton Wagner	OL
10	De'Vion Warren	WR
17	John David White	WR
49	McKinley Williams	LB
56	Zach Williams	DL
71	Ryan Winkel	OL
45	Jackson Woodard	LB
8	Mike Woods	WR
44	Jake Yurachek	LB
25	Zach Zimos	LB

FOOTBALL STAFF

Coaching Staff

Sam Pittman Head Coach	1st Season
Barry Odom Assoc. Head Coach/DC/Safeties	1st Season
Scott Fountain Asst. HC/Special Teams Coord.	1st Season
Kendal Briles Offensive Coordinator/QBs	1st Season
Sam Carter Cornerbacks	1st Season
Jon Cooper Tight Ends	1st Season
Brad Davis Offensive Line	1st Season
Derrick LeBlanc Defensive Line	1st Season
Rion Rhoades Linebackers	1st Season
Jimmy Smith Running Backs	1st Season
Justin Stepp Wide Receivers	3rd Season

Graduate Assistants

Kenji Jackson Defense	1st Season
Kevin Johnson Offense	1st Season
KreSean Reed Defense	1st Season
Ryan Yurachek Offense	1st Season
Cass McCord Video	2nd Season
Austin Van Poucke Operations	2nd Season

Quality Control

Michael Anthony Offense	1st Season
Mark Cala Offense	1st Season
Joseph Henry Offense	1st Season
Mike Krysl Special Teams	1st Season
Michael Scherer Offense	1st Season
Jake Trump Defense	1st Season

Support Staff

Patrick Doherty Football Operations	1st Season
Amanda Gilpin Asst. Football Operations	1st Season
Jamil Walker Strength & Conditioning	1st Season
Ed Ellis Assoc. Strength & Conditioning	1st Season
Dave Polanski Athletic Training	3rd Season
Bobby Allen HS/NFL Relations	8th Season
Dustin Shippey Video	1st Season
Jake Rosch Equipment	7th Season

PRONUNCIATIONS

Kelin Burrie	KEY-lin burl
Taurean Carter	Tore-ee-an
Jaquayln Crawford	ja-kway-lin
Levi Draper	dray-per
Joe Foucha	foo-SHAY
Malik Hornsby	ma-leek
Koilan Jackson	Coy-Lynn
Enoch Jackson Jr.	Ee-knock
Khari Johnson	ka-REE
Xavier Kelly	X-zavier
Nathan Parodi	pa-roe-DEE
Dylan Rathcke	Wrath-key
Rion Rhoades	Ryan
Mataio Soli	mah-TYE-oh
Jashaud Stewart	ja-shawd
Zach Zimos	ZIE-mus



JALEN CATALON

1

Defensive Back | 5-10 | 189 | R-Freshman
Mansfield, Texas | Mansfield Legacy HS

QUICK HITS

- Only player in the nation with 95+ tackles and three interceptions.
- Tied for second in the SEC with three interceptions, third in the league in solo tackles.
- Six double-digit tackle games this season.
- Recorded a career-best 16 tackles vs. LSU.
- Picked off his first career pass vs. Ole Miss, returning it for a TD in win.

CAREER STATS

	GP/GS	UA	A	TOT	TFL-YDS	SCK-YDS	FF	FR-YDS	INT-YDS	QBH	BRUP
2019	4/0	3	3	6	0.0-0	0.0-0	1	0-0	0-0	0	1
2020	9/8	51	48	99	0.5-1	0.0-0	2	1-0	3-44	0	4
TOTAL	14/9	54	51	105	0.5-1	0.0-0	3	1-0	3-44	0	5

GAME-BY-GAME STATS

	GP/GS	UA	A	TOT	TFL-YDS	SCK-YDS	FF	FR-YDS	INT-YDS	QBH	BRUP
GEORGIA	1/1	7	2	9	0.0-0	0.0-0	1	0-0	0-0	0	1
at Mississippi St.	1/1	9	4	13	0.0-0	0.0-0	0	0-0	0-0	0	0
at Auburn	1/1	10	4	14	0.0-0	0.0-0	0	0-0	0-0	0	1
OLE MISS	1/1	3	6	9	0.5-1	0.0-0	0	1-0	1-35	0	0
at Texas A&M	1/1	1	0	1	0.0-0	0.0-0	0	0-0	0-0	0	0
TENNESSEE	1/1	6	6	12	0.0-0	0.0-0	1	0-0	1-0	0	0
at Florida	1/1	4	8	12	0.0-0	0.0-0	0	0-0	1-9	0	2
LSU	1/1	5	11	16	1.5-6	0.0-0	0	0-0	0-0	0	0
at Missouri	1/0	3	0	3	0.0-0	0.0-0	0	0-0	0-0	0	0
ALABAMA	1/1	3	7	10	0.0-0	0.0-0	0	0-0	0-0	0	0
TOTAL	10/9	51	48	99	2.0-7	0.0-0	2	1-0	3-44	0	4

SEASON HIGHS

Tackles	16 vs. LSU (11/21/20)
Tackles For Loss	1.5 vs. LSU (11/21/20)
Sacks	None
QB Hurries	None
Pass Breakups	2 at #6 Florida (11/14/20)
Forced Fumbles	1 (2x) last vs. Tennessee (11/7/20)
Fumble Recoveries	1 vs. Ole Miss (10/17/20)
Interceptions	1 (3x) last at #6 Florida (11/14/20)

CAREER HIGHS

Tackles	16 vs. LSU (11/21/20)
Double Figure Tackle Games	6 last vs. Alabama (12/12/20)
Tackles For Loss	1.5 vs. LSU (11/21/20)
Sacks	None
QB Hurries	None
Pass Breakups	2 at #6 Florida (11/14/20)
Forced Fumbles	1 (3x) last vs. Tennessee (11/7/20)
Fumble Recoveries	1 vs. Ole Miss (10/17/20)
Interceptions	1 (3x) last at #6 Florida (11/14/20)

IN THE 2020 RANKINGS

Category	Stat	SEC	NCAA
Tackles per game	9.9	4	26
Total Tackles	99	4	T9
Solo Tackles	51	T3	T19
Interceptions	3	T5	T27
Interceptions returned for TD	1	T4	T6

JALEN CATALON EARNED SEC DEFENSIVE AND JIM THORPE AWARD PLAYER OF THE WEEK HONORS FOR HIS PERFORMANCE AGAINST TENNESSEE. THE FRESHMAN MADE 12 TACKLES, FORCED A FUMBLE AND INTERCEPTED HIS SECOND PASS OF THE SEASON TO SEAL THE VICTORY. HE IS THE SCHOOL RECORD FOURTH RAZORBACK TO EARN DEFENSIVE POW HONORS FROM THE LEAGUE THIS YEAR.



KJ JEFFERSON

1

Quarterback | 6-3 | 236 | R-Freshman
Sardis, Miss. | North Panola HS

QUICK HITS

- At Missouri, first Arkansas QB to throw for at least 270 yards with three passing TDs and at least one rushing TD since 2010.
- In 2019 appeared against Mississippi State, Western Kentucky and LSU and earned his first career start at No. 1 LSU.
- Consensus four-star prospect. and rated No. 4 dual-threat QB nationally by 247Sports and No. 12 player in Mississippi by Rivals.
- At North Panola HS totaled 40 wins, 9,582 passing yards, 2,922 rushing yards & 143 total TDs.

CAREER STATS

	PASSING					RUSHING						
	GP/GS	COMP	ATT	PCT	YDS	TD	INT	LNG	ATT	YDS	AVG	TD
2019	3/1	14	31	45.2	197	0	1	38	30	58	1.9	2
2020	5/1	20	41	48.8	295	3	0	68	28	67	2.4	2
TOTAL	8/2	34	72	47.2	492	3	1	68	58	125	2.2	4

GAME-BY-GAME STATS


	PASSING					RUSHING						
	GP/GS	COMP	ATT	PCT	YDS	TD	INT	LNG	ATT	YDS	AVG	TD
GEORGIA	1/0	1	2	50.0	3	0	0	3	4	16	4.0	0
at Mississippi St.	1/0	0	0	0.0	0	0	0	0	2	0	0.5	0
at Auburn		---	DNP	---								
OLE MISS		---	DNP	---								
at Texas A&M		---	DNP	---								
TENNESSEE		---	DNP	---								
at Florida	1/0	0	0	0.0	0	0	0	0	3	8	2.7	1
LSU		---	DNP	---								
at Missouri	1/1	18	33	54.6	274	3	0	68	13	32	2.5	1
ALABAMA	1/0	1	6	16.7	18	0	0	18	6	11	1.8	0
TOTAL	5/1	20	41	48.8	295	3	0	68	28	67	2.4	2

SEASON HIGHS

Pass Attempts	33 at Missouri (12/5/20)
Completions	18 at Missouri (12/5/20)
Pass Yards	274 at Missouri (12/5/20)
Pass TDs	3 at Missouri (12/5/20)
Long Pass	68 at Missouri (12/5/20)
Completion %	54.6% at Missouri (12/5/20)
Rushes	13 at Missouri (12/5/20)
Rush Yards	32 at Missouri (12/5/20)
Rush TDs	1 (2x) last at Missouri (12/5/20)
Long Rush	19 vs. #4 Georgia (9/26/20)

CAREER HIGHS

Pass Attempts	33 at Missouri (12/5/20)
Completions	18 at Missouri (12/5/20)
Pass Yards	274 at Missouri (12/5/20)
Pass TDs	3 at Missouri (12/5/20)
Long Pass	68 at Missouri (12/5/20)
Completion %	54.6% at Missouri (12/5/20)
Rushes	16 vs. Western Kentucky (11/9/19)
Rush Yards	32 (2x) last at Missouri (12/5/20)
Rush TDs	1 (4x) last at Missouri (12/5/20)
Long Rush	21 vs. Mississippi State (11/2/19)



MYLES SLUSER

2

Defensive Back | 6-0 | 186 | Freshman
Broken Arrow, Okla. | Broken Arrow HS

QUICK HITS

- Earned his first career start at No. 16 Mississippi State.
- Recorded a fumble recovery in his first collegiate game against No. 4 Georgia.
- Rated a four-star prospect by Rivals, 247Sports and ESPN.
- Rated No. 5 safety in the country and No. 2 overall in Oklahoma by 247Sports.
- Chose Arkansas over Alabama, LSU, Texas A&M, Notre Dame, Oregon and others.

CAREER STATS

	GP/GS	UA	A	TOT	TFL-YDS	SCK-YDS	FF	FR-YDS	INT-YDS	QBH	BRUP
2020	6/2	9	6	15	1.0-1	0.0-0	1	2-7	0-0	0	0
TOTAL	6/2	9	6	15	1.0-1	0.0-0	1	2-7	0-0	0	0

GAME-BY-GAME STATS

	GP/GS	UA	A	TOT	TFL-YDS	SCK-YDS	FF	FR-YDS	INT-YDS	QBH	BRUP
GEORGIA	1/0	0	0	0	0.0-0	0.0-0	0	1-7	0-0	0	0
at Mississippi St.	1/1	1	2	3	0.0-0	0.0-0	0	0-0	0-0	0	0
at Auburn					---	DNP	---				
OLE MISS					---	DNP	---				
at Texas A&M	1/0	1	2	3	0.0-0	0.0-0	0	0-0	0-0	0	0
TENNESSEE					---	DNP	---				
at Florida	1/0	2	2	4	0.0-0	0.0-0	0	0-0	0-0	0	0
LSU	1/0	5	0	5	1.0-1	0.0-0	1	1-0	0-0	0	0
at Missouri	1/1	0	0	0	0.0-0	0.0-0	0	0-0	0-0	0	0
ALABAMA					---	DNP	---				
TOTAL	6/2	9	6	15	1.0-1	0.0-0	1	2-7	0-0	0	0

SEASON HIGHS

Tackles5 vs. LSU (11/21/20)
Tackles For Loss1.0 vs. LSU (11/21/20)
Sacks
QB Hurries
Pass Breakups
Forced Fumbles1 vs. LSU (11/21/20)
Fumble Recoveries1 (2x) last vs. LSU (11/21/20)
Interceptions

CAREER HIGHS

Tackles5 vs. LSU (11/21/20)
Double Figure Tackle GamesNone
Tackles For Loss1.0 vs. LSU (11/21/20)
SacksNone
QB HurriesNone
Pass BreakupsNone
Forced Fumbles1 vs. LSU (11/21/20)
Fumble Recoveries1 (2x) last vs. LSU (11/21/20)
InterceptionsNone



RAKEEM BOYD

5

Running Back | 6-0 | 206 | Senior
Houston, Texas | Independence CC (Kansas)

QUICK HITS

- Opted out prior to Missouri game.
- Recorded his ninth 100-yard game as a Razorback with 100 yards at Texas A&M.
- Missed his first game as a Razorback on Oct. 10, snapping a 22-game streak of starts.
- Brother, Rashad, is a sprinter for the Arkansas track & field team.
- Moved from New Orleans to Houston at age five because of Hurricane Katrina.
- Last season ranked fourth in the SEC and 27th nationally averaging 94.4 rushing ypg and ninth in the SEC averaging 6.2 ypc.
- Had five carries of 50+ yards in 2019, one of only five FBS players to do so (Chuba Hubbard, Okla. St.; JK Dobbins, Ohio St.; Malcolm Perry, Navy; Darrynton Evans, App St.).
- One of only three FBS backs to have three runs of 70+ yards in 2019 (Chuba Hubbard, Okla. St.; CJ Verdell, Oregon).
- Totaled eight 100+ yard rushing games over his career; one of only 16 backs in school history to accomplish the feat.
- First back-to-back yearly leading rusher at Arkansas since Dennis Johnson (2011-12).
- Starred in Season 3 of Netflix's Last Chance U at Independence CC.

CAREER STATS

	GP/GS	RUSHING				RECEIVING					
		ATT	YDS	AVG	TD	LNG	REC	YDS	AVG	TD	LNG
2018	12/8	123	734	6.0	2	69	23	165	7.2	0	38
2019	12/12	184	1,133	6.2	8	86	19	160	8.4	0	29
2020	6/6	82	309	3.8	3	16	10	33	3.1	0	15
TOTAL	30/26	389	2,263	5.8	13	86	52	358	6.9	0	38

GAME-BY-GAME STATS

	GP/GS	RUSHING				RECEIVING					
		ATT	YDS	AVG	TD	LNG	REC	YDS	AVG	TD	LNG
GEORGIA	1/1	11	21	1.9	0	5	4	8	2.0	0	6
at Mississippi St.	1/1	8	28	3.5	0	5	0	0	0.0	0	0
at Auburn				---	DNP	---					
OLE MISS	1/1	14	39	2.8	1	8	2	7	3.5	0	5
at Texas A&M	1/1	18	100	5.6	1	16	1	9	9.0	0	9
TENNESSEE	1/1	19	65	3.4	0	7	1	-1	-1.0	0	-
at Florida	1/1	12	56	4.7	1	13	2	10	5.0	0	15
LSU				---	DNP	---					
at Missouri				---	DNP	---					
ALABAMA				---	DNP	---					
TOTAL	6/6	82	309	3.8	3	16	10	33	3.3	0	15

SEASON HIGHS

Rushes18 at #8 Texas A&M (10/31/20)
Rushing Yards100 at #8 Texas A&M (10/31/20)
Rushing Touchdowns1 (3x) last at #6 Florida (11/14/20)
Long Rush16 at #8 Texas A&M (10/31/20)
100-Yard Games1 - at #8 Texas A&M (10/31/20)
Receptions4 vs. #4 Georgia (9/26/20)
Receiving Yards10 at #6 Florida (11/14/20)
Receiving Touchdowns
Long Reception15 at #6 Florida (11/14/20)

CAREER HIGHS

Rushes22 vs. Tulsa (10/20/18)
Rushing Yards185 vs. Western Kentucky (11/9/19)
Rushing Touchdowns2 (3x) last vs. Western Kentucky (11/9/19)
Long Rush86 vs. Western Kentucky (11/9/19)
100-Yard Games9 - last at #8 Texas A&M (10/31/20)
Receptions5 vs. Alabama (10/6/18)
Receiving Yards55 at #1 Alabama (10/26/19)
Receiving TouchdownsNone
Long Reception38 vs. Ole Miss (10/13/18)



DORIAN GERALD

5

Defensive Line | 6-3 | 288 | R-Senior
 Florence, S.C. | College of the Canyons (Calif.)

QUICK HITS

- Missed three games after leg injury vs. Georgia in Week 1.
- Recorded his first career sack as a Razorback with 1.5 against No. 4 Georgia in Week 1.
- Played in only one game of the 2019 season, Week 1 against Portland State, due to injury.
- Earned first two starts at Arkansas career the final two weeks of 2018 against Mississippi State and Missouri.
- Rated the No. 1 JUCO defensive end and No. 4 player overall by ESPN.
- As a freshman at the College of the Canyons recorded 24.0 TFLs and 12.0 sacks.
- All-time sack leader at West Florence HS.

CAREER STATS

	GP/GS	UA	A	TOT	TFL-YDS	SCK-YDS	FF	FR-YDS	INT-YDS	QBH	BRUP
2018	8/2	8	13	21	2.5-13	0.0-0	0	0-0	0-0	2	2
2019	1/1	0	1	1	0.0-0	0.0-0	0	0-0	0-0	0	1
2020	5/1	3	2	5	1.5-20	1.5-20	0	0-0	0-0	1	0
TOTAL	14/4	11	16	27	4.0-33	1.5-20	0	0-0	0-0	3	3

GAME-BY-GAME STATS

	GP/GS	UA	A	TOT	TFL-YDS	SCK-YDS	FF	FR-YDS	INT-YDS	QBH	BRUP
GEORGIA	1/1	2	2	4	1.5-20	1.5-20	0	0-0	0-0	0	0
at Mississippi St.	---	DNP	---	---	---	---	---	---	---	---	---
at Auburn	---	DNP	---	---	---	---	---	---	---	---	---
OLE MISS	---	DNP	---	---	---	---	---	---	---	---	---
at Texas A&M	1/0	1	0	1	0.0-0	0.0-0	0	0-0	0-0	0	0
TENNESSEE	1/0	0	0	0	0.0-0	0.0-0	0	0-0	0-0	0	0
at Florida	1/0	0	0	0	0.0-0	0.0-0	0	0-0	0-0	1	0
LSU	---	DNP	---	---	---	---	---	---	---	---	---
at Missouri	1/0	0	0	0	0.0-0	0.0-0	0	0-0	0-0	0	0
ALABAMA	---	DNP	---	---	---	---	---	---	---	---	---
TOTAL	5/1	3	2	5	1.5-20	1.5-20	0	0-0	0-0	1	0

SEASON HIGHS

Tackles 4 vs. #4 Georgia (9/26/20)
Tackles For Loss 1.5 vs. #4 Georgia (9/26/20)
Sacks 1.5 vs. #4 Georgia (9/26/20)
QB Hurries 1 at #6 Florida (11/14/20)
Pass Breakups
Forced Fumbles
Interceptions

CAREER HIGHS

Tackles 9 at Mississippi State (11/17/18)
Tackles For Loss 1.5 (2x) last vs. #4 Georgia (9/26/20)
Sacks 1.5 vs. #4 Georgia (9/26/20)
QB Hurries 1 (3x) last at #6 Florida (11/14/20)
Pass Breakups 1 (3x) last vs. Portland St. (8/31/19)
Forced Fumbles None
Interceptions None



JOE FOUCHA

7

Defensive Back | 5-11 | 188 | Junior
 New Orleans, La. | McDonogh 35 HS

QUICK HITS

- Recorded his first double-digit tackle performance of the year in win over Ole Miss with 10 stops.
- Picked off a career-high two passes in upset win at No. 16 Mississippi State to earn SEC co-Defensive Player of the Week.
- House flooded during Hurricane Katrina - moved to Texas, moved back to NOLA later.
- Started all 12 games at free safety in 2019 and had three double-digit tackle performances against #1 Alabama, Kentucky and Missouri, the most of any returner for 2020.

CAREER STATS

	GP/GS	UA	A	TOT	TFL-YDS	SCK-YDS	FF	FR-YDS	INT-YDS	QBH	BRUP
2018	9/1	6	5	11	0.0-0	0.0-0	0	0-0	0-0	0	0
2019	12/12	44	43	87	1.0-2	0.0-0	0	1-0	1-20	1	4
2020	10/8	18	42	60	3.0-6	1.0-1	1	1-0	2-26	0	3
TOTAL	31/21	78	90	158	4.0-8	1.0-1	1	2-0	3-46	1	7

GAME-BY-GAME STATS

	GP/GS	UA	A	TOT	TFL-YDS	SCK-YDS	FF	FR-YDS	INT-YDS	QBH	BRUP
GEORGIA	1/0	2	1	3	0.0-0	0.0-0	0	0-0	0-0	0	0
at Mississippi St.	1/0	0	2	2	0.5-1	0.0-0	0	0-0	2-26	0	0
at Auburn	1/1	1	4	5	0.0-0	0.0-0	0	0-0	0-0	0	0
OLE MISS	1/1	2	8	10	0.0-0	0.0-0	0	0-0	0-0	0	0
at Texas A&M	1/1	2	2	4	0.0-0	0.0-0	0	0-0	0-0	0	1
TENNESSEE	1/1	1	7	8	1.0-1	1.0-1	0	0-0	0-0	0	0
at Florida	1/1	2	7	9	0.5-1	0.0-0	0	0-0	0-0	0	0
LSU	1/1	3	5	8	0.0-0	0.0-0	1	0-0	0-0	0	0
at Missouri	1/1	4	1	5	1.0-3	0.0-0	0	0-0	0-0	0	2
ALABAMA	1/1	1	5	6	0.0-0	0.0-0	0	1-0	0-0	0	0
TOTAL	10/8	18	42	60	3.0-6	1.0-1	1	1-0	2-26	0	3

SEASON HIGHS

Tackles 10 vs. Ole Miss (10/17/20)
Tackles For Loss 1.0 vs. Tennessee (11/7/20)
Sacks 1.0 vs. Tennessee (11/7/20)
QB Hurries
Pass Breakups
Forced Fumbles 1 vs. LSU (11/21/20)
Interceptions 2 at #16 Mississippi State (10/3/20)

CAREER HIGHS

Tackles 13 at #1 Alabama (10/26/19)
Double-Digit Tackle Games 2 last vs. Ole Miss (10/17/20)
Tackles For Loss 1.0 (2x) last vs. Tennessee (11/7/20)
Sacks 1.0 vs. Tennessee (11/7/20)
QB Hurries 1 vs. San Jose State (9/21/19)
Pass Breakups 2 vs. Portland State (8/31/19)
Forced Fumbles 1 vs. LSU (11/21/20)
Interceptions 2 at #16 Mississippi State (10/3/20)



JOE FOUCHA'S TWO INTERCEPTIONS IN ARKANSAS' UPSET VICTORY AT NO. 16 MISSISSIPPI STATE EARNED HIM SEC CO-DEFENSIVE PLAYER OF THE WEEK ALONGSIDE TEAMMATE BUMPER POOL. FOUCHA'S TWO INTERCEPTIONS WERE THE MOST BY A HOG SINCE DRE GREENLAW IN 2018.



TREY KNOX

7

Wide Receiver | 6-5 | 207 | Sophomore
Murfreesboro, Tenn. | Blackman HS

QUICK HITS

- Finished fourth on the team in 2019 in both catches (28) and yards (385).
- Among SEC freshman, finished third in the league in receiving yards (385), receiving yards per game (35.0) and receptions per game (2.54).
- Part of the top SEC freshman duo with Trey Knox to combine for 860 receiving yards.
- 49-yard catch in 2019 against Ole Miss is the longest by an Arkansas true freshman since Hunter Henry (2013).
- Four-star prospect by Rivals, 247Sports & ESPN - 16th in country & No. 4 in Tenn. by Rivals.
- Loves country music - big Luke Bryan fan.

CAREER STATS

	GP/GS	RECEIVING				TD	LNG	RUSHING				TD	LNG
		REC	YDS	AVG	TD			ATT	YDS	AVG	TD		
2019	11/11	28	385	13.8	3		49	0	0	0.0	0	0	
2020	10/6	7	70	10.0	0		12	0	0	0.0	0	0	
TOTAL	21/17	35	455	13.0	3		49	0	0	0.0	0	0	

GAME-BY-GAME STATS

	GP/GS	RECEIVING				TD	LNG	RUSHING				TD	LNG
		REC	YDS	AVG	TD			ATT	YDS	AVG	TD		
GEORGIA	1/1	1	3	3.0	0		3	0	0	0.0	0	0	
at Mississippi St.	1/1	3	31	10.3	0		12	0	0	0.0	0	0	
at Auburn	1/1	0	-1	-	0		-	0	0	0.0	0	0	
OLE MISS	1/0	0	0	0.0	0		0	0	0	0.0	0	0	
at Texas A&M	1/0	0	0	0.0	0		0	0	0	0.0	0	0	
TENNESSEE	1/0	0	0	0.0	0		0	0	0	0.0	0	0	
at Florida	1/0	0	0	0.0	0		0	0	0	0.0	0	0	
LSU	1/1	1	9	9.0	0		9	0	0	0.0	0	0	
at Missouri	1/1	1	22	22.0	0		22	0	0	0.0	0	0	
ALABAMA	1/1	1	6	6.0	0		0	0	0	0.0	0	0	
TOTAL	10/6	7	70	10.0	0		22	0	0	0.0	0	0	

SEASON HIGHS

Receptions 3 at #16 Mississippi State (10/3/20)
 Receiving Yards 31 at #16 Mississippi State (10/3/20)
 Receiving Touchdowns
 Long Reception 22 at Missouri (12/5/20)

CAREER HIGHS

Receptions 8 vs. San Jose State (9/21/19)
 Receiving Yards 90 vs. Colorado St. (9/14/19)
 Receiving Touchdowns 1 (23) last vs. Missouri (11/29/19)
 Long Reception 49 at Ole Miss (9/7/19)



MIKE WOODS

8

Wide Receiver | 6-1 | 196 | Junior
Magnolia, Texas | Magnolia HS

QUICK HITS

- Caught four passes for 140 yards vs. LSU for his second straight 100-yard game and third of his career.
- Recorded his second career 100-yard game with a career-best 129 yards at No. 6 Florida and turned in his first career two TD game, including a career-best 82-yard TD.
- Led the team in 2019 in receiving yards (423), receiving TDs (4) and tied for the lead in catches (33).
- Caught a touchdown pass from four different quarterbacks in 2019 against San Jose State, Texas A&M, Mississippi State and LSU.

CAREER STATS

	GP/GS	RUSHING				TD	LNG	RECEIVING				TD	LNG
		ATT	YDS	AVG	TD			REC	YDS	AVG	TD		
2018	10/7	0	0	0.0	0		0	18	206	11.4	1	29	
2019	12/12	0	0	0.0	0		0	33	423	12.8	4	82	
2020	10/10	1	2	2.0	0		2	32	619	19.3	5	82	
TOTAL	30/27	1	2	2.0	0		2	83	1,248	15.0	10	82	

GAME-BY-GAME STATS

	GP/GS	RUSHING				TD	LNG	RECEIVING				TD	LNG
		ATT	YDS	AVG	TD			REC	YDS	AVG	TD		
GEORGIA	1/1	0	0	0.0	0		0	3	40	13.3	0	15	
at Mississippi St.	1/1	0	0	0.0	0		0	3	29	9.7	0	20	
at Auburn	1/1	0	0	0.0	0		0	6	81	13.5	1	19	
OLE MISS	1/1	0	0	0.0	0		0	2	35	17.5	0	18	
at Texas A&M	1/1	0	0	0.0	0		0	4	35	8.8	0	12	
TENNESSEE	1/1	0	0	0.0	0		0	3	64	21.3	1	56	
at Florida	1/1	0	0	0.0	0		0	2	129	64.5	2	82	
LSU	1/1	0	0	0.0	0		0	4	140	35.0	0	50	
at Missouri	1/1	1	2	2.0	0		2	2	23	11.5	1	14	
ALABAMA	1/1	0	0	0.0	0		0	3	43	14.3	0	18	
TOTAL	10/10	1	2	2.0	0		2	32	619	19.3	5	82	

SEASON HIGHS

100-Yard Games 2, last vs. LSU (11/21/20)
 Receptions 6 at #13 Auburn (10/10/20)
 Receiving Yards 140 vs. LSU (11/21/20)
 Receiving TDs 2 at #6 Florida (11/14/20)
 Long Reception 82 at #6 Florida (11/14/20)

CAREER HIGHS

100-Yard Games 3, vs. LSU (11/21/20)
 Receptions 6 (3x) last at #13 Auburn (10/10/20)
 Receiving Yards 140 vs. LSU (11/21/20)
 Receiving TDs 2 at #6 Florida (11/14/20)
 Long Reception 82 at #6 Florida (11/14/20)

IN THE 2020 RANKINGS

Category	Stat	SEC	NCAA
Receiving Yards	619	13	56
Yards/reception	19.3	2	23



GREG BROOKS JR.

9

Defensive Back | 5-11 | 185 | Sophomore
Harvey, La | West Jefferson HS

QUICK HITS

- Made a career-best seven tackles in win over Ole Miss picking off his second pass of the season.
- His first career pick-six put Arkansas on the board first in upset win at No. 16 Mississippi State.
- In 2019, started all 12 games at nickel back and was the only Razorback freshman to start every game.
- Intercepted first career pass in the 2019 season finale against Missouri.
- Dad, Greg Brooks Sr., played collegiately as a DB at Michigan and Southern Miss before being drafted in the sixth round of the 2004 NFL Draft by Cincinnati.

CAREER STATS

	GP/GS	UA	A	TOT	TFL-YDS	SCK-YDS	FF	FR-YDS	INT-YDS	QBH	BRUP
2019	12/12	13	12	25	0.0-0	0.0-0	0	0-0	1-6	1	3
2020	9/8	22	17	39	2.0-5	0.0-0	0	0-0	2-79	2	1
TOTAL	21/20	35	29	64	2.0-5	0.0-0	0	0-0	3-85	3	4

GAME-BY-GAME STATS

	GP/GS	UA	A	TOT	TFL-YDS	SCK-YDS	FF	FR-YDS	INT-YDS	QBH	BRUP
GEORGIA	1/1	1	1	2	0.0-0	0.0-0	0	0-0	0-0	1	0
at Mississippi St.	1/1	3	2	5	0.0-0	0.0-0	0	0-0	1-69	0	0
at Auburn	1/1	4	0	4	0.0-0	0.0-0	0	0-0	0-0	0	0
OLE MISS	1/1	4	3	7	1.5-4	0.0-0	0	0-0	1-10	1	0
at Texas A&M	1/1	2	3	5	0.5-1	0.0-0	0	0-0	0-0	0	0
TENNESSEE	1/1	1	2	3	0.0-0	0.0-0	0	0-0	0-0	0	1
at Florida	1/1	1	2	3	0.0-0	0.0-0	0	0-0	0-0	0	0
LSU	1/1	1	4	5	0.0-0	0.0-0	0	0-0	0-0	0	0
at Missouri	1/1	5	0	5	0.0-0	0.0-0	0	0-0	0-0	0	0
ALABAMA				---	---	---					
TOTAL	9/8	22	17	39	2.0-5	0.0-0	0	0-0	2-79	2	1

SEASON HIGHS

Tackles	7 vs. Ole Miss (10/17/20)
Tackles For Loss	1.5 vs. Ole Miss (10/17/20)
Sacks	
QB Hurries	1 (2x) last vs. Ole Miss (10/17/20)
Interceptions	1 (2x) last vs. Ole Miss (10/17/20)
Pass Breakups	1 (2x) vs. Tennessee (11/7/20)
Forced Fumbles	
Fumble Recoveries	

CAREER HIGHS

Tackles	7 vs. Ole Miss (10/17/20)
Tackles For Loss	1.5 vs. Ole Miss (10/17/20)
Sacks	None
QB Hurries	1 (3x) last vs. Ole Miss (10/17/20)
Interceptions	1 (3x) last vs. Ole Miss (10/17/20)
Interception Return Yards	.69 at #16 Mississippi State (10/3/20)
Pass Breakups	2 at Ole Miss (9/07/19)
Forced Fumbles	None
Fumble Recoveries	None

IN THE 2020 RANKINGS

Category	Stat	SEC	NCAA
Interceptions	2	T13	T65
Interception returned for TD	1	T4	T6-



BUMPER POOL

10

Linebacker | 6-2 | 229 | Junior
Lucas, Texas | Lovejoy HS

QUICK HITS

- 11+ tackles in six of nine games played this season.
- His career-high 20 tackles at No. 16 Mississippi State were most by a Razorback since Jerry Franklin at Mississippi State in 2010 and earned him SEC co-Defensive Player of the Week.
- Team's leading returner in tackles and tackles for loss (6.5) for 2020.
- Father, sister, grandfather, two aunts and two cousins are all graduates of Arkansas.
- Sister, Maddie, is the Arkansas Assistant Director of On-Campus Recruiting and brother, Harper, is an equipment manager for the Razorbacks (Tee Guy).

CAREER STATS

	GP/GS	UA	A	TOT	TFL-YDS	SCK-YDS	FF	FR-YDS	INT-YDS	QBH	BRUP
2018	10/4	14	15	29	2.5-4	0.0-0	0	1-60	0-0	1	4
2019	12/12	38	56	94	6.5-12	0.5-3	0	0-0	0-0	1	5
2020	9/9	40	61	101	6.5-11	0.5-3	0	0-0	0-0	1	5
TOTAL	31/25	92	132	224	15.5-27	1.0-6	0	1-60	0-0	3	14

GAME-BY-GAME STATS

	GP/GS	UA	A	TOT	TFL-YDS	SCK-YDS	FF	FR-YDS	INT-YDS	QBH	BRUP
GEORGIA	1/1	5	6	11	1.0-4	0.5-3	0	0-0	0-0	0	1
at Mississippi St.	1/1	7	13	20	0.0-0	0.0-0	0	0-0	0-0	0	2
at Auburn	1/1	4	1	5	0.0-0	0.0-0	0	0-0	0-0	0	1
OLE MISS				---	---	---					
at Texas A&M	1/1	5	9	14	3.0-3	0.0-0	0	0-0	0-0	0	0
TENNESSEE	1/1	6	8	14	1.5-3	0.0-0	0	0-0	0-0	1	0
at Florida	1/1	2	5	7	0.0-0	0.0-0	0	0-0	0-0	0	0
LSU	1/1	2	9	11	0.0-0	0.0-0	0	0-0	0-0	0	1
at Missouri	1/1	5	1	6	1.0-1	0.0-0	0	0-0	0-0	0	0
ALABAMA	1/1	4	9	13	0.0-0	0.0-0	0	0-0	0-0	0	0
TOTAL	9/9	40	61	101	6.5-11	0.5-3	0	0-0	0-0	1	5

SEASON HIGHS

Tackles	20 at #16 Mississippi State (10/3/20)
Tackles For Loss	3.0 at #8 Texas A&M (10/31/20)
Sacks	0.5 vs. #4 Georgia (9/26/20)
Interceptions	
Interception Return Yards	
QB Hurries	1 vs. Tennessee (11/7/20)
Pass Breakups	2 at #16 Mississippi State (10/3/20)
Forced Fumbles	
Fumble Recoveries	

CAREER HIGHS

Tackles	20 at #16 Mississippi State (10/3/20)
Tackles For Loss	3.0 at #8 Texas A&M (10/31/20)
Double-Digit Tackle Games	9 last vs. Alabama (12/12/20)
Sacks	0.5 (2x) last vs. #4 Georgia (9/26/20)
QB Hurries	1 (3x) last vs. Tennessee (11/7/20)
Interceptions	None
Interception Return Yards	None
Pass Breakups	2 at #16 Mississippi State (10/3/20)
Forced Fumbles	1 at Colorado State (9/8/18)
Fumble Recoveries	1 vs. Eastern Illinois (9/1/18)

IN THE 2020 RANKINGS

Category	Stat	SEC	NCAA
Tackles per game	11.2	2	T9
Total Tackles	101	3	T7
Assisted Tackles	61	2	2



BUMPER POOL'S 20-TACKLE PERFORMANCE IN THE HOGS' UPSET WIN AT NO. 16 MISSISSIPPI STATE EARNED HIM NAGURSKI NATIONAL DEFENSIVE PLAYER OF THE WEEK HONORS AND SEC CO-DEFENSIVE PLAYER OF THE WEEK ALONGSIDE TEAMMATE JOE FOUCHA. POOL'S 20 STOPS WERE THE MOST BY A RAZORBACK SINCE 2010.



De'VION WARREN

10

Wide Receiver | 5-10 | 186 | Senior
Monroe, La. | Ouachita Parish HS

QUICK HITS

- Hauled in a career-best two receiving TDs at Auburn, first Hog since 2018 to have two receiving TDs in a game.
- Recorded his first career 100-yard game with 100 yards on four catches, including a TD, in upset win at No. 16 Mississippi State.
- Career 25.0 kickoff return average ranks third in school history behind Dickey Morton (26.14, 1971-73) and Felix Jones (28.2, 2005-07).
- 28.5 kickoff return average in 2018 ranks third for a single-season in program history and his 26.4 kickoff return average in 2017 ranks fourth.

CAREER STATS

	RECEIVING					RUSHING					KICK RETURN				
	GP/GS	REC	YDS	AVG	TD	LNG	ATT	YDS	AVG	TD	LNG	RET	YDS	TD	LNG
2017	12/0	1	5	5.0	0	5	2	10	5.0	0	6	29	765	1	100
2018	9/0	3	14	4.7	1	0	2	-3	-1.5	0	10	14	399	0	78
2019	9/0	4	19	4.8	0	15	5	51	10.2	0	17	16	326	0	37
2020	7/6	15	278	18.5	3	52	4	35	8.8	0	22	6	120	0	32
TOTAL	37/6	23	316	13.8	4	52	13	93	7.2	0	22	65	1610	1	100

GAME-BY-GAME STATS

	RECEIVING					RUSHING					KICK RETURN				
	GP/GS	REC	YDS	AVG	TD	LNG	ATT	YDS	AVG	TD	LNG	RET	YDS	TD	LNG
GEORGIA	1/1	1	28	28.0	0	28	0	0	0.0	0	0	1	10	0	10
at Mississippi St.	1/0	4	100	25.0	1	52	2	-6	-3.0	0	3	0	0	0	0
at Auburn	1/1	5	95	19.0	2	44	0	0	0.0	0	0	0	0	0	0
OLE MISS	1/1	1	8	8.0	0	8	0	0	0.0	0	0	0	0	0	0
at Texas A&M	1/1	1	22	22.0	0	22	0	0	0.0	0	0	0	0	0	0
TENNESSEE	1/1	1	8	8.0	0	8	2	41	20.5	0	22	1	26	0	26
at Florida	1/1	2	17	8.5	0	12	0	0	0.0	0	0	4	84	0	32
LSU															
at Missouri															
ALABAMA															
TOTAL	7/6	15	278	18.5	3	52	4	35	8.8	0	22	6	120	0	32

SEASON HIGHS

Receptions	5 at #13 Auburn (10/10/20)
Receiving Yards	100 at #16 Mississippi State (10/3/20)
Receiving Touchdowns	2 at #13 Auburn (10/10/20)
Long Reception	52 at #16 Mississippi State (10/3/20)
Rushes	2 (2x) last vs. Tennessee (11/7/20)
Rushing Yards	41 vs. Tennessee (11/7/20)
Rushing Touchdowns	
Long Rush	22 vs. Tennessee (11/7/20)
Punt Returns	
Long Punt Return	
Kickoff Returns	4 at #6 Florida (11/14/20)
Kickoff Return Yards	32 4 at #6 Florida (11/14/20)
Kickoff Return Touchdowns	

CAREER HIGHS

Receptions	4 at #16 Mississippi State (10/3/20)
Receiving Yards	100 at #16 Mississippi State (10/3/20)
Receiving Touchdowns	1 (2x) last at #16 Mississippi State (10/3/20)
Long Reception	52 at #16 Mississippi State (10/3/20)
Rushes	3 vs. Portland State (8/31/19)
Rushing Yards	41 vs. Tennessee (11/7/20)
Rushing Touchdowns	None
Long Rush	22 vs. Tennessee (11/7/20)
Punt Returns	None
Long Punt Return	None
Kickoff Returns	5 (2x) last vs. Coastal Carolina (11/4/17)
Kickoff Return Yards	141 at Ole Miss (10/28/17)
Kickoff Return Touchdowns	1 vs. Auburn (10/21/17)



MATAIO SOLI

11

Defensive Lineman | 6-4 | 235 | Sophomore
Douglasville, Ga. | Douglas County HS

QUICK HITS

- One of seven freshmen in the SEC with at least one TFL in conference play in 2019.
- Four-star prospect by Rivals and 247Sports and ranked No. 16 weakside defensive end in the country by 247Sports.
- Son of All-SEC Razorback & NFL nose guard Junior Soli (1992-95).
- Racked up 84 total tackles, 64 solo, 29 for loss and 22.5 sacks as a senior in HS.

CAREER STATS

	GP/GS	UA	A	TOT	TFL-YDS	SCK-YDS	FF	FR-YDS	INT-YDS	QBH	BRUP
2019	12/11	9	10	19	1.5-4	0.0-0	0	0-0	0-0	2	0
2020	9/1	1	4	5	0.5-0	0.0-0	0	0-0	0-0	1	0
TOTAL	21/12	10	14	24	2.0-4	0.0-0	0	0-0	0-0	3	0

GAME-BY-GAME STATS

	GP/GS	UA	A	TOT	TFL-YDS	SCK-YDS	FF	FR-YDS	INT-YDS	QBH	BRUP
GEORGIA					---	DNP	---				
at Mississippi St.	1/0	0	0	0	0.0-0	0.0-0	0	0-0	0-0	0	0
at Auburn	1/0	0	0	0	0.0-0	0.0-0	0	0-0	0-0	0	0
OLE MISS	1/0	0	3	3	0.5-0	0.0-0	0	0-0	0-0	0	0
at Texas A&M	1/0	1	0	1	0.0-0	0.0-0	0	0-0	0-0	0	0
TENNESSEE	1/0	0	0	0	0.0-0	0.0-0	0	0-0	0-0	0	0
at Florida	1/0	0	0	0	0.0-0	0.0-0	0	0-0	0-0	0	0
LSU	1/1	0	1	1	0.0-0	0.0-0	0	0-0	0-0	1	0
at Missouri	1/0	0	0	0	0.0-0	0.0-0	0	0-0	0-0	0	0
ALABAMA	1/0	0	0	0	0.0-0	0.0-0	0	0-0	0-0	0	0
TOTAL	9/1	1	4	5	0.5-0	0.0-0	0	0-0	0-0	1	0

SEASON HIGHS

Tackles	3 vs. Ole Miss (10/17/20)
Tackles For Loss	0.5 vs. Ole Miss (10/17/20)
Sacks	
Interceptions	
Interception Return Yards	
QB Hurries	1 vs. LSU (11/21/20)
Pass Breakups	
Forced Fumbles	
Fumble Recoveries	

CAREER HIGHS

Tackles	3 (2x) last vs. #23 Texas A&M (9/28/19)
Tackles For Loss	1.0 vs. #23 Texas A&M (9/28/19)
Sacks	None
Interceptions	None
Interception Return Yards	None
QB Hurries	1 (3x) last vs. LSU (11/21/20)
Pass Breakups	None
Forced Fumbles	None
Fumble Recoveries	None



JULIUS COATES

13

Defensive Line | 6-6 | 289 | R-Junior
Rockford, Ill. | East Mississippi CC

QUICK HITS

- Recorded his first sack as a Razorback in win over Ole Miss.
- Played first collegiate season at Ellsworth CC in Iowa and played tight end.
- Transferred to East Mississippi CC and converted to defensive end where he racked up 30 tackles with 9.0 tackles for loss and 6.0 sacks in 2019.
- Rated a three-star prospect out of high school by 247Sports.

CAREER STATS

	GP/GS	UA	A	TOT	TFL-YDS	SCK-YDS	FF	FR-YDS	INT-YDS	QBH	BRUP
2020	6/3	8	7	15	2.0-11	1.0-10	0	0-0	0-0	1	0
TOTAL	6/3	8	7	15	2.0-11	1.0-10	0	0-0	0-0	1	0

GAME-BY-GAME STATS

	GP/GS	UA	A	TOT	TFL-YDS	SCK-YDS	FF	FR-YDS	INT-YDS	QBH	BRUP
GEORGIA	1/1	1	0	1	0.0-0	0.0-0	0	0-0	0-0	1	0
at Mississippi St.				---	DNP	---					
at Auburn	1/0	1	0	1	0.0-0	0.0-0	0	0-0	0-0	0	0
OLE MISS	1/0	2	2	4	1.0-10	1.0-10	0	0-0	0-0	0	0
at Texas A&M	1/1	1	0	1	0.0-0	0.0-0	0	0-0	0-0	0	0
TENNESSEE	1/0	3	3	6	1.0-1	0.0-0	0	0-0	0-0	0	0
at Florida	1/0	0	2	2	0.0-0	0.0-0	0	0-0	0-0	0	0
LSU				---	DNP	---					
at Missouri	1/1	3	0	3	1.0-13	1.0-13	1	0-0	0-0	1	0
ALABAMA				---	DNP	---					
TOTAL	6/3	11	7	18	3.0-24	2.0-23	1	0-0	0-0	2	0

SEASON HIGHS

Tackles	6 vs. Tennessee (11/7/20)
Tackles For Loss	1.0 (3x) last at Missouri (12/5/20)
Double-Figure Tackle Games	
Sacks	1.0 (2x) last at Missouri (12/5/20)
Interceptions	
Interception Return Yards	
QB Hurries	1 (2x) last at Missouri (12/5/20)
Pass Breakups	
Forced Fumbles	1 at Missouri (12/5/20)
Fumble Recoveries	

CAREER HIGHS

Tackles	6 vs. Tennessee (11/7/20)
Tackles For Loss	1.0 (3x) last at Missouri (12/5/20)
Double-Figure Tackle Games	
Sacks	1.0 (2x) last at Missouri (12/5/20)
Interceptions	
Interception Return Yards	
QB Hurries	1 (2x) last at Missouri (12/5/20)
Pass Breakups	
Forced Fumbles	1 at Missouri (12/5/20)
Fumble Recoveries	



FELEIPE FRANKS

13

Quarterback | 6-6 | 228 | R-Senior
Crawfordville, Fla. | Florida

QUICK HITS

- Ran for a career-best 91 yards at Texas A&M - most by an Arkansas QB since Matt Jones in 2004.
- Recorded his first career 300-yard passing game with 318 yards at Auburn, became the first Arkansas QB to throw 4 TDs in a game since Brandon Allen in 2015.
- Started the first three games at Florida in 2019, before suffering a season-ending injury against Kentucky.
- As a redshirt sophomore at Florida in 2018, led the Gators to a 10-3 record and a No. 6 final ranking in the USA Today Coaches' Poll.
- Totaled six 200+ yard passing games in 2018, the most at Florida since Tim Tebow in 2007.

CAREER STATS

	PASSING							RUSHING				
	GP/GS	COMP	ATT	PCT	YDS	TD	INT	LNG	ATT	YDS	AVG	TD
2017	11/8	125	229	54.6	1438	9	8	63	58	20	0.3	0
2018	13/13	188	322	58.4	2457	24	6	65	110	350	3.2	7
2019	3/3	54	71	76.1	698	5	3	69	21	68	3.2	1
2020	9/9	163	238	68.5	2107	17	4	82	105	204	1.9	1
TOTAL	36/33	540	870	62.1	6700	55	21	82	294	642	2.2	9

* 2017-19 at Florida

GAME-BY-GAME STATS

	PASSING							RUSHING				
	GP/GS	COMP	ATT	PCT	YDS	TD	INT	LNG	ATT	YDS	AVG	TD
GEORGIA	1/1	19	36	52.3	200	1	2	49	5	13	2.6	0
at Mississippi St.	1/1	20	28	71.4	212	2	0	52	8	8	1.0	0
at Auburn	1/1	22	30	73.3	318	4	0	44	15	28	1.9	0
OLE MISS	1/1	21	34	61.8	244	1	1	55	14	16	1.1	0
at Texas A&M	1/1	23	31	74.2	239	3	0	36	16	91	5.7	0
TENNESSEE	1/1	18	24	75.0	215	3	0	59	14	18	1.3	0
at Florida	1/1	15	19	78.9	250	2	0	82	6	12	2.0	0
LSU	1/1	17	26	65.4	339	1	1	65	14	43	3.1	1
at Missouri				---	DNP	---						
ALABAMA	1/1	8	10	80.0	90	0	0	24	13	-25	-1.9	0
TOTAL	9/9	163	238	68.5	2107	17	4	82	105	204	1.9	1

SEASON HIGHS

Pass Attempts	36 vs. #4 Georgia (9/26/20)
Completions	23 at #8 Texas A&M (10/31/20)
Pass Yards	339 vs. LSU (11/21/20)
Pass TDs	4 at #13 Auburn (10/10/20)
Long Pass	82 at #6 Florida (11/14/20)
Completion %	78.9 at #6 Florida (11/14/20)
Rushes	16 at #8 Texas A&M (10/31/20)
Rush Yards	91 at #8 Texas A&M (10/31/20)
Rush TDs	1 vs. LSU (11/21/20)
Long Rush	28 at #8 Texas A&M (10/31/20)

CAREER HIGHS

Pass Attempts	39 vs. Florida State (11/25/17)*
Completions	25 vs. UT Martin (9/7/19)*
Pass Yards	339 vs. LSU (11/21/20)
Pass TDs	5 vs. Charleston Southern (9/1/18)*
Long Pass	82 at #6 Florida (11/14/20)
Completion %	92.6 vs UT Martin (9/7/19)*
Rushes	16 (2x) last at #8 Texas A&M (10/31/20)
Rush Yards	91 at #8 Texas A&M (10/31/20)
Rush TDs	2 vs. South Carolina (11/10/18)*
Long Rush	79 vs. Texas A&M (10/14/17)*

* at Florida

IN THE 2020 RANKINGS

Category	Stat	SEC	NCAA
Passing yards/game	234.1	5	39
Passing TDs	17	5	T27
Passing Yards	2107	6	27
Completion Percentage	68.5	5	15



SIMEON BLAIR

15

Defensive Back | 5-10 | 204 | R-Sophomore
Pine Bluff, Ark. | Pine Bluff HS

QUICK HITS

- Made a career-high six tackles twice this season against Georgia and Mississippi State.
- Earned his first career start in the season-opener against No. 4 Georgia.
- In 2019 played in 11 of 12 games, mosting on special teams, making one special teams tackle.
- Was a quarterback and defensive back in high school, threw for 1,641 yards and 20 touchdowns in 2016.

CAREER STATS

	GP/GS	UA	A	TOT	TFL-YDS	SCK-YDS	FF	FR-YDS	INT-YDS	QBH	BRUP
2019	11/0	0	1	1	0.0-0	0.0-0	0	0-0	0-0	0	0
2020	9/2	10	13	23	0.0-0	0.0-0	0	0-0	0-0	0	2
TOTAL	20/2	10	14	24	0.0-0	0.0-0	0	0-0	0-0	0	2

GAME-BY-GAME STATS

	GP/GS	UA	A	TOT	TFL-YDS	SCK-YDS	FF	FR-YDS	INT-YDS	QBH	BRUP
GEORGIA	1/1	1	2	3	0.0-0	0.0-0	0	0-0	0-0	0	1
at Mississippi St.	1/1	1	5	6	0.0-0	0.0-0	0	0-0	0-0	0	1
at Auburn	1/0	1	0	1	0.0-0	0.0-0	0	0-0	0-0	0	0
OLE MISS	1/0	0	0	0	0.0-0	0.0-0	0	0-0	0-0	0	0
at Texas A&M	1/0	4	2	6	0.0-0	0.0-0	0	0-0	0-0	0	0
TENNESSEE	1/0	0	1	1	0.0-0	0.0-0	0	0-0	0-0	0	0
at Florida	1/0	0	0	0	0.0-0	0.0-0	0	0-0	0-0	0	0
LSU				---	DNP	---					
at Missouri	1/0	2	1	3	0.0-0	0.0-0	0	0-0	0-0	0	0
ALABAMA	1/0	1	2	3	0.0-0	0.0-0	0	0-0	0-0	0	0
TOTAL	9/2	10	13	23	0.0-0	0.0-0	0	0-0	0-0	0	2

SEASON HIGHS

Tackles6 (2x) last vs. at #8 Texas A&M (10/31/20)
Tackles For Loss.....
Double-Figure Tackle Games.....
Sacks.....
Interceptions.....
Interception Return Yards.....
QB Hurries.....
Pass Breakups.....1 (2x) last at #16 Mississippi State (10/3/20)
Forced Fumbles.....
Fumble Recoveries.....

CAREER HIGHS

Tackles6 (2x) last vs. at #8 Texas A&M (10/31/20)
Tackles For Loss.....
Double-Figure Tackle Games.....
Sacks.....
Interceptions.....
Interception Return Yards.....
QB Hurries.....
Pass Breakups.....1 (2x) last at #16 Mississippi State (10/3/20)
Forced Fumbles.....
Fumble Recoveries.....



TREYLON BURKS

16

Wide Receiver | 6-3 | 232 | Sophomore
Warren, Ark. | Warren HS

QUICK HITS

- Caught 10 passes for a career-best 206 yards at Missouri, first Razorback since 2012 to eclipse 200 receiving yards in a game.
- First Razorback to record a receiving TD in three straight games since Jonathan Nance in 2017.
- TD grab vs. Ole Miss was No. 1 on SportsCenter that night.
- Posted a career day in win vs. Ole Miss with 11 catches, 137 yards, a TD and 46 yards rushing - first Razorback with 10+ catches since 2012.
- Recorded his first career TD and 100-yard game in opener vs. No. 4 Georgia.
- Finished second in 2019 among SEC freshman in receiving yards per catch (16.4 ypc) and yards per game (43.2 ypg).
- Was second on the team in 2019 with 866 all-purpose yards.
- Became the first Arkansas true freshman receiver with 400+ yards in a season since Marcus Monk (569) in 2004.

CAREER STATS

	GP/GS	RECEIVING					RUSHING				
		REC	YDS	AVG	TD	LNG	ATT	YDS	AVG	TD	LNG
2019	11/9	29	475	16.4	0	38	9	35	3.9	0	11
2020	9/9	51	820	16.1	7	68	15	75	5.0	0	18
TOTAL	20/18	80	1,295	16.2	7	68	24	110	4.6	0	18

GAME-BY-GAME STATS

	GP/GS	RECEIVING					RUSHING				
		REC	YDS	AVG	TD	LNG	ATT	YDS	AVG	TD	LNG
GEORGIA	1/1	7	102	14.6	1	49	1	3	3.0	0	3
at Mississippi St.	1/1	1	10	10.0	0	10	0	0	0.0	0	0
at Auburn											
OLE MISS	1/1	11	137	12.5	1	55	4	46	11.5	0	18
at Texas A&M	1/1	7	117	16.7	2	36	3	1	0.3	0	1
TENNESSEE	1/1	5	95	19.0	1	59	1	2	2.0	0	2
at Florida	1/1	3	47	15.7	0	25	2	5	2.5	0	6
LSU	1/1	5	90	18.0	1	65	1	4	4.0	0	4
at Missouri	1/1	10	206	20.6	1	68	3	14	4.7	0	10
ALABAMA	1/1	2	16	8.0	0	11	0	0	0.0	0	0
TOTAL	9/9	51	820	16.1	7	68	15	75	5.0	0	18

SEASON HIGHS

Receptions11 vs. Ole Miss (10/17/20)
Receiving Yards.....206 at Missouri (12/5/20)
Receiving Touchdowns.....2 at #8 Texas A&M (10/31/20)
Long Reception68 at Missouri (12/5/20)
Rushes.....4 vs. Ole Miss (10/17/20)
Rushing Yards.....46 vs. Ole Miss (10/17/20)
Long Rush18 vs. Ole Miss (10/17/20)

CAREER HIGHS

Receptions11 vs. Ole Miss (10/17/20)
Receiving Yards.....206 at Missouri (12/5/20)
Receiving Touchdowns.....2 at #8 Texas A&M (10/31/20)
Long Reception68 at Missouri (12/5/20)
Rushes.....4 (4x) last vs. Ole Miss (10/17/20)
Rushing Yards.....46 vs. Ole Miss (10/17/20)
Long Rush18 vs. Ole Miss (10/17/20)

IN THE 2020 RANKINGS

Category	Stat	SEC	NCAA
Receiving yards/game	91.1	3	29
Yards per catch	16.1	9	T70
Receptions/game	5.7	6	T41
Receiving yards	820	4	T18
Receiving TDs	7	7	T24



HUDSON CLARK

17

Defensive Back | 6-2 | 176 | R-Freshman
Dallas, Texas | Highland Park HS

QUICK HITS

- Made a career-high 10 tackles at Missouri.
- Became first Hog freshman to record three picks in the same game against Ole Miss.
- Started first career game at No. 13 Auburn and made seven tackles.
- Walk-on who did not see game action his first season in 2019.
- Won three consecutive Class 5A State Championships at Highland Park HS.
- Parents are both Arkansas grads, grandfather Ronnie Clark is HOF Arkansas HS football coach, spent 27 years at Berryville HS.

CAREER STATS

	GP/GS	UA	A	TOT	TFL-YDS	SCK-YDS	FF	FR-YDS	INT-YDS	QBH	BRUP
2020	8/7	32	15	47	1.0-1	0.0-0	0	0-0	3-18	0	3
TOTAL	8/7	32	15	47	1.0-1	0.0-0	0	0-0	3-18	0	3

GAME-BY-GAME STATS

	GP/GS	UA	A	TOT	TFL-YDS	SCK-YDS	FF	FR-YDS	INT-YDS	QBH	BRUP
GEORGIA					---	DNP	---				
at Mississippi St.	0/1	1	1	2	0.0-0	0.0-0	0	0-0	0-0	0	0
at Auburn	1/1	7	0	7	0.0-0	0.0-0	0	0-0	0-0	0	1
OLE MISS	1/1	3	2	5	0.0-0	0.0-0	0	0-0	3-18	0	0
at Texas A&M	1/1	7	2	9	0.0-0	0.0-0	0	0-0	0-0	0	0
TENNESSEE	1/1	1	2	3	0.0-0	0.0-0	0	0-0	0-0	0	1
at Florida	1/1	5	2	7	0.0-0	0.0-0	0	0-0	0-0	0	0
LSU	1/1	0	4	4	0.0-0	0.0-0	0	0-0	0-0	0	1
at Missouri	1/1	8	2	10	1.0-1	0.0-0	0	0-0	0-0	0	0
ALABAMA					---	DNP	---				
TOTAL	8/7	32	15	47	1.0-1	0.0-0	0	0-0	3-18	0	3

SEASON HIGHS

Tackles	10 at Missouri (12/5/20)
Double-Figure Tackle Games	1 at Missouri (12/5/20)
Tackles For Loss	1.0 at Missouri (12/5/20)
Sacks	
Interceptions	3 vs. Ole Miss (10/17/20)
Interception Return Yards	18 vs. Ole Miss (10/17/20)
QB Hurries	
Pass Breakups	1 (3x) last vs. LSU (11/21/20)
Forced Fumbles	

CAREER HIGHS

Tackles	9 at #8 Texas A&M (10/31/20)
Double-Figure Tackle Games	1 at Missouri (12/5/20)
Tackles For Loss	1.0 at Missouri (12/5/20)
Sacks	
Interceptions	3 vs. Ole Miss (10/17/20)
Interception Return Yards	18 vs. Ole Miss (10/17/20)
QB Hurries	
Pass Breakups	1 (3x) last vs. LSU (11/21/20)
Forced Fumbles	

HUDSON CLARK PICKED OFF THREE PASSES IN THE WIN OVER OLE MISS TO EARN JIM THORPE AWARD PLAYER OF THE WEEK AND SEC FRESHMAN OF THE WEEK. CLARK'S THREE PICKS ARE TIED FOR THE SECOND-MOST IN A GAME IN ARKANSAS HISTORY. HE ALSO HAS BEEN PLACED ON THE FWAA'S FRESHMAN ALL-AMERICAN WATCH LIST.



TYSON MORRIS

19

Wide Receiver | 6-1 | 202 | R-Senior
Helena-West Helena, Ark. | Central Oklahoma

QUICK HITS

- Finished fourth on the team in 2019 with 11.9 ypc.
- Began Arkansas career as walk-on, placed on scholarship in August 2019.
- Father, Isaiah Morris, played basketball at Arkansas from 1990-92 - drafted by Miami Heat.
- Won the Arkansas Class 7A state championship as a senior in 2015
- Transferred from Central Oklahoma in 2017.

CAREER STATS

	RECEIVING					RUSHING				
	GP/GS	REC	YDS	AVG	TD	LNG	ATT	YDS	AVG	TD
2018	11/0	4	30	7.5	1	11	0	0	0.0	0
2019	11/0	13	155	11.9	1	30	0	0	0.0	0
2020	10/0	7	67	9.6	1	17	0	0	0.0	0
TOTAL	32/0	24	252	10.5	3	30	0	0	0.0	0

GAME-BY-GAME STATS

	RECEIVING					RUSHING				
	GP/GS	REC	YDS	AVG	TD	LNG	ATT	YDS	AVG	TD
GEORGIA	1/0	0	0	0.0	0	0	0	0	0.0	0
at Mississippi St.	1/0	0	0	0.0	0	0	0	0	0.0	0
at Auburn	1/0	1	6	6.0	0	6	0	0	0.0	0
OLE MISS	1/0	2	32	16.0	0	17	0	0	0.0	0
at Texas A&M	1/0	1	1	1.0	1	1	0	0	0.0	0
TENNESSEE	1/0	0	0	0.0	0	0	0	0	0.0	0
at Florida	1/0	1	8	8.0	0	8	0	0	0.0	0
LSU	1/0	1	12	12.0	0	0	0	0	0.0	0
at Missouri	1/0	1	8	8.0	0	0	0	0	0.0	0
ALABAMA	1/0	0	0	0.0	0	0	0	0	0.0	0
TOTAL	10/0	7	67	9.6	1	17	0	0	0.0	0

SEASON HIGHS

Receptions	2 vs. Ole Miss (10/17/20)
Receiving Yards	32 vs. Ole Miss (10/17/20)
Receiving Touchdowns	1 at #8 Texas A&M (10/31/20)
Long Reception	17 vs. Ole Miss (10/17/20)

CAREER HIGHS

Receptions	4 vs. San Jose State (9/21/19)
Receiving Yards	60 vs. San Jose State (9/21/19)
Receiving Touchdowns	1 (3x) last at #8 Texas A&M (10/31/20)
Long Reception	30 vs. San Jose State (9/21/19)



MONTARIC BROWN

21

Defensive Back | 6-0 | 190 | R-Junior
Ashdown, Ark. | Ashdown HS

QUICK HITS

- Picked off his second career pass in 2020 season opener vs. No. 4 Georgia.
- Finished the 2019 season tied for fifth on the team in tackles (39).
- Recorded a career-best six tackles in the 2019 season finale against Missouri.
- Picked off Texas A&M QB Kellen Mond in the end zone for his first career INT against Texas A&M.
- Nickname - Buster - given to him by HS coach & town of Ashdown, Ark.
- Consensus four-star prospect and No. 1 player in Arkansas.

CAREER STATS

	GP/GS	UA	A	TOT	TFL-YDS	SCK-YDS	FF	FR-YDS	INT-YDS	QBH	BRUP
2018	11/3	8	1	9	0.0-0	0.0-0	0	0-0	0-0	0	1
2019	10/10	25	14	39	1.0-3	0.0-0	0	1-0	1-12	0	3
2020	8/8	20	11	31	2.0-7	0.0-0	1	0-0	1-0	1	6
TOTAL	29/21	53	26	79	3.0-10	0.0-0	1	1-0	2-12	0	10

GAME-BY-GAME STATS

	GP/GS	UA	A	TOT	TFL-YDS	SCK-YDS	FF	FR-YDS	INT-YDS	QBH	BRUP
GEORGIA	1/1	3	0	3	0.0-0	0.0-0	0	0-0	0-0	0	1
at Mississippi St.	1/1	3	0	3	1.0-3	0.0-0	0	0-0	0-0	0	0
at Auburn				---	---	---					
OLE MISS				---	---	---					
at Texas A&M	1/1	2	1	3	0.0-0	0.0-0	0	0-0	0-0	0	0
TENNESSEE	1/1	0	1	1	0.0-0	0.0-0	0	0-0	0-0	0	1
at Florida	1/1	3	2	5	1.0-4	0.0-0	0	0-0	0-0	0	0
LSU	1/1	3	2	5	0.0-0	0.0-0	1	0-0	0-0	0	1
at Missouri	1/1	4	1	5	0.0-0	0.0-0	0	0-0	0-0	0	2
ALABAMA	1/1	2	4	6	0.0-0	0.0-0	0	0-0	0-0	0	1
TOTAL	8/8	20	11	31	2.0-7	0.0-0	1	0-0	0-0	0	6

SEASON HIGHS

Tackles	6 vs. Alabama (12/12/20)
Double-Figure Tackle Games	
Tackles For Loss	1.0 (2x) last at #6 Florida (11/14/20)
Sacks	
Interceptions	1 vs. #4 Georgia (9/26/20)
Interception Return Yards	
QB Hurries	
Pass Breakups	2 at Missouri (12/5/20)
Forced Fumbles	1 vs. LSU (11/21/20)

CAREER HIGHS

Tackles	6 (2x) last vs. Alabama (12/12/20)
Double-Figure Tackle Games	None
Tackles For Loss	1.0 (3x) last at #6 Florida (11/14/20)
Sacks	None
Interceptions	1 (2x) last vs. #4 Georgia (9/26/20)
Interception Return Yards	12 vs. Texas A&M (9/28/19)
QB Hurries	None
Pass Breakups	2 (2x) last at Missouri (12/5/20)
Forced Fumbles	1 vs. LSU (11/21/20)



TRELON SMITH

22

Running Back | 5-9 | 185 | R-Junior
Houston, Texas | Arizona State

QUICK HITS

- Ran for a career-best 172 yards at Missouri scoring three TDs to become first Arkansas RB to score three TDs in a game since 2015.
- Recorded his first career 100-yard game at No. 6 Florida, rushing for 118 yards on just eight carries thanks to a career-best 83-yard TD run for his first career rushing TD.
- In his first career start at Auburn, rushed for 81 yards and caught six passes for a career-high 78 yards and his first score.
- Did not play during the 2019 season at Arkansas due to NCAA transfer regulations.
- Smith and fellow running back Rakeem Boyd both hail from Houston, but they did not know each other prior to attending Arkansas.
- Attended Cypress Ridge HS where he was a consensus three-star prospect. 247Sports tabbed him as the No. 10 all-purpose back in the country.

CAREER STATS

	GP/GS	ATT	YDS	AVG	TD	LNG	REC	YDS	AVG	TD	LNG
2017	4/0	1	4	4.0	0	4	0	0	0	0	0
2018	4/0	11	56	5.1	0	19	4	22	5.5	0	7
2019											
2020	10/4	134	710	5.3	5	83	22	159	7.2	1	25
TOTAL	18/4	146	760	5.2	5	83	26	157	6.1	1	25

* 2017 & 2018 at Arizona State

GAME-BY-GAME STATS

	GP/GS	ATT	YDS	AVG	TD	LNG	REC	YDS	AVG	TD	LNG
GEORGIA	1/0	6	38	6.3	0	11	3	13	4.3	0	6
at Mississippi St.	1/0	14	48	3.4	0	11	5	22	4.4	0	10
at Auburn	1/1	21	81	3.9	0	15	6	78	13.0	1	25
OLE MISS	1/0	15	54	3.6	0	15	0	0	0.0	0	0
at Texas A&M	1/0	5	30	6.0	0	9	1	1	1.0	0	1
TENNESSEE	1/0	9	72	8.0	0	23	2	-7	-3.5	0	3
at Florida	1/0	8	118	14.8	1	83	1	8	8.0	0	8
LSU	1/1	11	28	2.5	1	7	2	19	9.5	0	12
at Missouri	1/1	26	172	6.6	3	21	1	1	1.0	0	1
ALABAMA	1/1	19	69	3.6	0	16	1	24	24.0	0	24
TOTAL	10/4	134	710	5.3	5	83	22	159	7.2	1	25

SEASON HIGHS

Rushes	26 at Missouri (12/5/20)
Rushing Yards	172 at Missouri (12/5/20)
Rushing Touchdowns	3 at Missouri (12/5/20)
Long Rush	83 at #6 Florida (11/14/20)
100-Yard Games	2 - last at Missouri (12/5/20)
Receptions	6 at #13 Auburn (10/10/20)
Receiving Yards	78 at #13 Auburn (10/10/20)
Receiving Touchdowns	1 at #13 Auburn (10/10/20)
Long Reception	25 at #13 Auburn (10/10/20)

CAREER HIGHS

Rushes	26 at Missouri (12/5/20)
Rushing Yards	172 at Missouri (12/5/20)
Rushing Touchdowns	3 at Missouri (12/5/20)
Long Rush	83 at #6 Florida (11/14/20)
100-Yard Games	2 - last at Missouri (12/5/20)
Receptions	6 at #13 Auburn (10/10/20)
Receiving Yards	78 at #13 Auburn (10/10/20)
Receiving Touchdowns	1 at #13 Auburn (10/10/20)
Long Reception	25 at #13 Auburn (10/10/20)

* at Arizona State



HAYDEN HENRY

27

Linebacker | 6-2 | 226 | Junior
Little Rock, Ark. | Pulaski Academy



QUICK HITS

- Recorded first career sack in the 2019 season opener against Portland State.
- Forced a fumble that was returned for a TD by LaDarius Bishop against Colorado State in 2019.
- Named 2018 & 2019 Fall SEC Academic Honor Roll.
- Razorback Bloodline: Grandfather, Skip Coffman, played basketball (1957-62), father, Mark, played football (1988-91), brothers Hunter (2013-15) & Hudson (current) play FB.
- Brother Hunter is a tight end for the Los Angeles Chargers.
- Razorback Bloodline: Grandfather, Skip Coffman, played basketball (1957-62), father, Mark, played football (1988-91), brothers Hunter (2013-15) & Hudson (current) play FB.

CAREER STATS

	GP/GS	UA	A	TOT	TFL-YDS	SCK-YDS	FF	FR-YDS	INT-YDS	QBH	BRUP
2017	12/0	3	0	3	0.0-0	0.0-0	0	0-0	0-0	0	0
2018	12/1	9	15	24	0.0-0	0.0-0	0	0-0	0-0	0	0
2019	10/0	16	15	31	2.5-9	1.0-7	1	0-0	0-0	0	2
2020	10/3	14	11	25	3.0-11	1.0-8	0	0-0	0-0	0	1
TOTAL	44/4	42	41	83	5.5-20	2.0-15	1	0-0	0-0	0	3

GAME-BY-GAME STATS

	GP/GS	UA	A	TOT	TFL-YDS	SCK-YDS	FF	FR-YDS	INT-YDS	QBH	BRUP
GEORGIA	1/0	1	0	1	0.0-0	0.0-0	0	0-0	0-0	0	0
at Mississippi St.	1/0	2	1	3	0.0-0	0.0-0	0	0-0	0-0	0	0
at Auburn	1/0	1	3	4	1.0-8	1.0-8	0	0-0	0-0	0	0
OLE MISS	1/1	6	2	8	2.0-3	0.0-0	0	0-0	0-0	0	1
at Texas A&M	1/0	1	0	1	0.0-0	0.0-0	0	0-0	0-0	0	0
TENNESSEE	1/0	0	3	3	0.0-0	0.0-0	0	0-0	0-0	0	0
at Florida	1/0	0	0	0	0.0-0	0.0-0	0	0-0	0-0	0	0
LSU	1/0	0	0	0	0.0-0	0.0-0	0	0-0	0-0	0	0
at Missouri	1/1	2	0	2	0.0-0	0.0-0	0	0-0	0-0	0	0
ALABAMA	1/1	1	2	3	0.0-0	0.0-0	0	0-0	0-0	0	0
TOTAL	10/3	14	11	25	3.0-11	1.0-8	0	0-0	0-0	0	1

SEASON HIGHS

Tackles	8 vs. Ole Miss (10/17/20)
Tackles For Loss	2.0 vs. Ole Miss (10/17/20)
Sacks	1.0 at #13 Auburn (10/10/20)
Interceptions	
Interception Return Yards	
QB Hurries	
Pass Breakups	1 vs. Ole Miss (10/17/20)
Forced Fumbles	

CAREER HIGHS

Tackles	8 (2x) last vs. Ole Miss (10/17/20)
Tackles For Loss	2.0 vs. Ole Miss (10/17/20)
Sacks	1.0 (2x) last at #13 Auburn (10/10/20)
Interceptions	None
Interception Return Yards	None
QB Hurries	None
Pass Breakups	1 (3x) last vs. Ole Miss (10/17/20)
Forced Fumbles	1 vs. Colorado State (9/14/19)



GRANT MORGAN

31

Linebacker | 5-11 | 222 | R-Senior
Greenwood HS | Greenwood, Ark.



QUICK HITS

- Began Arkansas career as walk-on, placed on scholarship Aug. 2018 - Burlsworth Trophy finalist. Also a Butkus Award semifinalist, which is awarded to the nation's top linebacker.
- Second in the nation in total tackles (111).
- Two games this season with 19 tackles, four games this season with 15+ tackles, double-digit tackles in six of eight games.
- First Razorback since Tony Bua in 2003 to record 15+ tackles in back-to-back games.
- Earned multiple awards after career-best 19 tackles and three TFLs vs. Ole Miss and intercepting his first career pass, returning it for a TD.

CAREER STATS

	GP/GS	UA	A	TOT	TFL-YDS	SCK-YDS	FF	FR-YDS	INT-YDS	QBH	BRUP
2017	12/0	22	16	38	3.5-15	1.0-9	1	0-0	0-0	2	2
2018	12/0	8	16	24	2.5-4	0.0-0	0	0-0	0-0	2	1
2019	12/0	9	30	39	3.0-14	1.0-8	0	0-0	0-0	0	0
2020	9/9	40	71	111	7.5-23	2.0-9	0	0-0	1-23	2	5
TOTAL	45/9	79	133	212	16.5-56	4.0-26	1	0-0	1-23	6	8

GAME-BY-GAME STATS

	GP/GS	UA	A	TOT	TFL-YDS	SCK-YDS	FF	FR-YDS	INT-YDS	QBH	BRUP
GEORGIA	1/1	4	9	13	0.0-0	0.0-0	0	0-0	0-0	0	0
at Mississippi St.	1/1	4	11	15	0.5-1	0.0-0	0	0-0	0-0	0	1
at Auburn	1/1	0	5	5	0.0-0	0.0-0	0	0-0	0-0	0	0
OLE MISS	1/1	5	14	19	3.0-10	1.0-4	0	0-0	1-23	0	2
at Texas A&M	1/1	3	3	6	1.5-3	0.0-0	0	0-0	0-0	0	1
TENNESSEE	1/1	5	7	12	0.0-0	0.0-0	0	0-0	0-0	1	0
at Florida	1/1	7	8	15	0.0-0	0.0-0	0	0-0	0-0	0	0
LSU	1/1	7	12	19	1.5-6	1.0-5	0	0-0	0-0	1	1
at Missouri	1/1	5	2	7	1.0-3	0.0-0	0	0-0	0-0	0	0
ALABAMA	--- DNP ---										
TOTAL	9/9	40	71	111	7.5-23	2.0-9	0	0-0	1-23	2	5

SEASON HIGHS

Tackles	19 (2x) last vs. LSU (11/21/20)
Tackles For Loss	3.0 vs. Ole Miss (10/17/20)
Sacks	1.0 (2x) last vs. LSU (11/21/20)
Interceptions	1 vs. Ole Miss (10/17/20)
Interception Return Yards	23 vs. Ole Miss (10/17/20)
QB Hurries	1 (2x) last vs. LSU (11/21/20)
Pass Breakups	2 vs. Ole Miss (10/17/20)
Forced Fumbles	
Fumble Recoveries	

CAREER HIGHS

Tackles	19 (2x) last vs. LSU (11/21/20)
Tackles For Loss	3.0 vs. Ole Miss (10/17/20)
Sacks	1.0 (5x) last vs. LSU (11/21/20)
Interceptions	1 vs. Ole Miss (10/17/20)
Interception Return Yards	23 vs. Ole Miss (10/17/20)
QB Hurries	1 (5x) last vs. LSU (11/21/20)
Pass Breakups	2 vs. Ole Miss (10/17/20)
Forced Fumbles	1 vs. Auburn (10/21/17)
Fumble Recoveries	None

IN THE 2020 RANKINGS

Category	Stat	SEC	NCAA
Tackles per game	12.3	1	1
Total Tackles	111	1	2
Assisted Tackles	71	1	1
Tackles for Loss	7.5	T14	-

GRANT MORGAN TURNED IN AN ALL-TIME PERFORMANCE IN A HOMECOMING VICTORY OVER OLE MISS, MAKING 19 TACKLES, RECORDING 3.0 TACKLES FOR LOSS, A SACK AND A PICK-SIX TO EARN THE CRIP HALL AWARD, SEC DEFENSIVE PLAYER OF THE WEEK, NAGURSKI DEFENSIVE NATIONAL PLAYER OF THE WEEK AND BEDNARIK DEFENSIVE NATIONAL PLAYER OF THE WEEK.



A.J. REED

35

Kicker | 5-11 | 186 | R-Senior
Prattville, Ala. | Duke



QUICK HITS

- ACC Specialist of the Week 11/28/19 after hitting a career-long 51 yard field goal vs. Syracuse.
- Only ACC kicker in 2019 to make three field goals of 49 or more yards.
- In 2019 was All-ACC Honorable Mention and a CoSIDA Academic All-District honoree.
- Graduated from Duke with a degree in political science and a minor in economics.
- Dad was in the Air Force and he lived in over 10 different places while growing up. Both of his parents are from Ft. Smith, Ark., roughly 60 miles from Fayetteville.

CAREER STATS

	FIELD GOALS/POINT AFTER TRIES								KICKOFFS				
	GP/GS	FGM	FGA	PCT	LG	BLK	XPM	XPA	NO	YDS	AVG	TB	OB
2016	12/0	3	10	97.9	38	0	37	38	0	0	00.0	0	0
2017	--- DNP REDSHIRTED ---												
2018	6/0	0	0	0.00	0	0	0	0	34	2021	59.4	5	1
2019	12/0	15	18	83.3	51	0	34	34	57	3182	55.8	15	1
2020	9/0	7	11	63.6	48	0	27	29	4	234	62.5	0	1
TOTAL	39/0	25	39	64.1	51	0	98	101	95	5437	57.2	20	3

* 2016-19 at Duke

GAME-BY-GAME STATS

	FIELD GOALS/POINT AFTER TRIES								KICKOFFS				
	GP/GS	FGM	FGA	PCT	LG	BLK	XPA	XPM	NO	YDS	AVG	TB	OB
GEORGIA	1/0	1	1	100.0	25	0	1	1	-	-	-	-	-
at Mississippi St.	1/0	-	-	-	-	-	3	3	-	-	-	-	-
at Auburn	1/0	1	1	100.0	23	0	1	1	2	125	62.5	0	1
OLE MISS	1/0	2	2	100.0	32	0	3	3	2	109	54.5	0	0
at Texas A&M	1/0	1	3	33.3	34	0	4	4	-	-	-	-	-
TENNESSEE	1/0	1	2	50.0	48	0	3	3	-	-	-	-	-
at Florida	1/0	-	-	-	-	-	5	5	-	-	-	-	-
LSU	1/0	1	2	50.0	22	1	3	3	-	-	-	-	-
at Missouri	1/0	-	-	-	-	-	4	6	-	-	-	-	-
ALABAMA	--- DNP ---												
TOTAL	9/0	7	11	63.6	48	1	27	29	4	234	58.5	0	1

SEASON HIGHS

Field Goals Made 2 vs. Ole Miss (10/17/20)
 Field Goals Attempted 3 at #8 Texas A&M (10/31/20)
 Long Field Goal 48 vs. Tennessee (11/7/20)
 Point After Tries 6 at Missouri (12/5/20)
 Point After Tries Made 5 at #6 Florida (11/14/20)

CAREER HIGHS

Field Goals Made 2 (5x) last vs. Ole Miss (10/17/20)
 Field Goals Attempted 3 at #8 Texas A&M (10/31/20)
 Long Field Goal 51 vs. Syracuse (11/16/19)*
 Point After Tries 7 vs. North Carolina Central (9/3/16)*
 Point After Tries Made 7 vs. North Carolina Central (9/3/16)*

* at Duke



GEORGE CARATAN

40

Punter | 6-2 | 213 | Junior
Pacific Palisades, Calif. | Michigan

QUICK HITS

- Did not see game action in two seasons at Michigan (2018-19).
- Attended St. Thomas More in Connecticut, was first team All-Connecticut.
- Also attended Loyola HS in Los Angeles for two years.
- Grew up on a grape farm in California.

CAREER STATS

	GP/GS	NO	YDS	AVG	LG	TB	FC	I20	50+	BLK
2020	3/0	16	727	45.4	57	2	4	4	4	2
TOTAL	3/0	16	727	45.4	57	2	4	4	4	2

GAME-BY-GAME STATS

	GP/GS	NO	YDS	AVG	LG	TB	FC	I20	50+	BLK
GEORGIA	1/0	5	248	49.6	57	1	1	0	3	1
at Mississippi St.	1/0	7	300	42.9	48	1	2	3	0	-
at Auburn	1/0	4	179	44.8	51	0	1	1	1	1
OLE MISS	--- DNP ---									
at Texas A&M	--- DNP ---									
TENNESSEE	--- DNP ---									
at Florida	--- DNP ---									
LSU	--- DNP ---									
at Missouri	--- DNP ---									
ALABAMA	--- DNP ---									
TOTAL	3/0	16	727	45.3	57	2	4	4	4	2

SEASON HIGHS

Total Punts 7 at #16 Mississippi State (10/3/20)
 Average 48.0 vs. #4 Georgia (9/26/20)
 Long 57 vs. #4 Georgia (9/26/20)
 Yards 300 at #16 Mississippi State (10/3/20)

CAREER HIGHS

Total Punts 7 at #16 Mississippi State (10/3/20)
 Average 48.0 vs. #4 Georgia (9/26/20)
 Long 57 vs. #4 Georgia (9/26/20)
 Yards 300 at #16 Mississippi State (10/3/20)

**T.J. HAMMONDS****41**

Wide Receiver | 5-10 | 184 | R-Senior
Little Rock, Ark. | Joe T. Robinson HS

QUICK HITS

- Made transition from running back to wide receiver prior to the 2020 season.
- Recorded the team's longest receptions in 2018 on a 64 yard TD grab at Colorado State.
- His 88-yard TD run against Coastal Carolina ('17) was the sixth-longest run in team history.
- Also had a 60-yard TD catch vs. CC to be first Hog since 2012 with two TDs of 60+ yards.
- Consensus four-star prospect out of high school.

CAREER STATS

	RECEIVING					RUSHING						
	GP/GS	REC	YDS	AVG	TD	LNG	ATT	YDS	AVG	TD	LNG	
2016	8/0	0	0	0.0	0	0	15	88	5.9	1	30	
2017	12/0	2	64	32.0	1	60	32	267	8.3	1	88	
2018	4/0	4	84	12.0	1	64	10	28	2.8	0	10	
2019	5/0	4	10	2.5	0	7	8	62	7.8	0	29	
2020	7/0	3	63	21.0	0	51	9	76	8.4	0	29	
TOTAL	36/0	15	229	15.3	2	64	73	538	7.4	2	88	

GAME-BY-GAME STATS

	RECEIVING					RUSHING						
	GP/GS	REC	YDS	AVG	TD	LNG	ATT	YDS	AVG	TD	LNG	
GEORGIA	1/0	0	0	0.0	0	0	1	-14	-14.0	0	0	
at Mississippi St.	1/0	0	0	0.0	0	0	0	0	0.0	0	0	
at Auburn	1/0	0	0	0.0	0	0	0	0	0.0	0	0	
OLE MISS		---	DNP	---								
at Texas A&M		---	DNP	---								
TENNESSEE	1/0	0	0	0.0	0	0	0	0	0.0	0	0	
at Florida	1/0	0	0	0.0	0	0	1	9	9.0	0	9	
LSU	1/0	1	51	51.0	0	51	1	29	29.0	0	29	
at Missouri	1/0	2	12	6.0	0	9	6	52	8.7	0	21	
ALABAMA	1/0	0	0	0.0	0	0	5	25	5.0	0	17	
TOTAL	8/0	3	63	21.0	0	51	14	101	7.2	0	29	

SEASON HIGHS

Rushes6 at Missouri (12/5/20)
 Rushing Yards52 at Missouri (12/5/20)
 Rushing Touchdowns
 Long Rush29 vs. LSU (11/21/20)
 Receptions2 at Missouri (12/5/20)
 Receiving Yards51 vs. LSU (11/21/20)
 Receiving Touchdowns
 Long Reception51 vs. LSU (11/21/20)

CAREER HIGHS

Rushes11 at Ole Miss (10/28/17)
 Rushing Yards119 vs. Coastal Carolina (11/4/17)
 Rushing Touchdowns1 (2x), last vs. Coastal Carolina (11/4/17)
 Long Rush88 vs. Coastal Carolina (11/4/17)
 Receptions2 (2x) last vs. #23 Texas A&M (9/28/19)
 Receiving Yards64 at Colorado State (9/8/18)
 Receiving Touchdowns1 (2x) last at Colorado State (9/8/18)
 Long Reception64 at Colorado State (9/8/18)

**JONATHAN MARSHALL****42**

Defensive Line | 6-3 | 317 | R-Senior
Shepherd, Texas | Shepherd HS

**QUICK HITS**

- Made TFL in six straight games this season.
- Most experienced returner along the D-line for 2020 with 35 career games played.
- Recorded a career-best 1.5 TFLs in the 2019 season finale against Missouri.
- Summer max at 650 lbs on squad, 365 lbs clean, 450 lbs bench, 33 inch vertical.
- Cousin Cedric Reed - Buffalo Bills, relative Cedric Hardman 9th pick overall by 49ers in 1970.

CAREER STATS

	GP/GS	UA	A	TOT	TFL-YDS	SCK-YDS	FF	FR-YDS	INT-YDS	QBH	BRUP
2017	12/0	2	4	6	0.5-0	0.0-0	0	0-0	0-0	2	0
2018	11/0	4	10	14	0.0-0	0.0-0	0	0-0	0-0	0	0
2019	12/0	8	9	17	4.5-12	0.5-0	1	0-0	0-0	3	0
2020	10/10	20	15	35	6.5-21	1.0-7	1	0-0	0-0	4	1
TOTAL	43/10	34	38	72	11.5-33	1.5-7	2	0-0	0-0	9	1

GAME-BY-GAME STATS

	GP/GS	UA	A	TOT	TFL-YDS	SCK-YDS	FF	FR-YDS	INT-YDS	QBH	BRUP
GEORGIA	1/1	1	1	2	0.0-0	0.0-0	0	0-0	0-0	1	0
at Mississippi St.	1/1	2	1	3	0.0-0	0.0-0	0	0-0	0-0	0	0
at Auburn	1/1	4	2	6	1.0-7	1.0-7	0	0-0	0-0	0	0
OLE MISS	1/1	3	2	5	1.0-2	0.0-0	0	0-0	0-0	0	0
at Texas A&M	1/1	3	0	3	1.0-3	0.0-0	0	0-0	0-0	0	0
TENNESSEE	1/1	0	4	4	1.0-2	0.0-0	0	0-0	0-0	0	0
at Florida	1/1	2	1	3	1.5-3	0.0-0	0	0-0	0-0	1	0
LSU	1/1	3	1	4	1.0-4	0.0-0	0	0-0	0-0	2	1
at Missouri	1/1	1	0	1	0.0-0	0.0-0	0	0-0	0-0	0	0
ALABAMA	1/1	1	3	4	0.0-0	0.0-0	1	0-0	0-0	0	0
TOTAL	10/10	20	15	35	6.5-21	1.0-7	1	0-0	0-0	4	1

SEASON HIGHS

Tackles6 at #13 Auburn (10/10/20)
 Tackles For Loss1.5 at #6 Florida (11/14/20)
 Sacks1.0 at #13 Auburn (10/10/20)
 Interceptions
 Interception Return Yards
 QB Hurries2 vs. LSU (11/21/20)
 Pass Breakups1 vs. LSU (11/21/20)
 Forced Fumbles1 vs. Alabama (12/12/20)

CAREER HIGHS

Tackles6 at #13 Auburn (10/10/20)
 Tackles For Loss1.5 (2x) last at #6 Florida (11/14/20)
 Sacks1.0 at #13 Auburn (10/10/20)
 InterceptionsNone
 Interception Return YardsNone
 QB Hurries2 (2x) last vs. LSU (11/21/20)
 Pass Breakups1 vs. LSU (11/21/20)
 Forced Fumbles1 (2x) last vs. Alabama (12/12/20)



ERIC GREGORY

50

Defensive Line | 6-4 | 283 | R-Freshman
Memphis, Tenn. | IMG Academy

QUICK HITS

- Had first career INT against Tennessee, first Razorback D-lineman to make a pick since JaMichael Winston in 2013 against Louisiana.
- Recorded at least 0.5 sacks in two consecutive games at Auburn and Mississippi State.
- Last season appeared in two games and made tackles against Auburn and Mississippi State.
- A consensus four-star prospect, ranked the No. 32 strongside defensive end by Rivals.
- Chose Arkansas over Auburn, LSU, Tennessee, Mississippi State, South Carolina and others.

CAREER STATS

	GP/GS	UA	A	TOT	TFL-YDS	SCK-YDS	FF	FR-YDS	INT-YDS	QBH	BRUP
2019	2/0	1	3	4	0.0-0	0.0-0	0	0-0	0-0	0	0
2020	9/7	12	15	27	3.0-22	2.5-21	0	0-0	1-0	1	0
TOTAL	11/7	13	18	31	3.0-22	2.5-21	0	0-0	1-0	1	0

GAME-BY-GAME STATS

	GP/GS	UA	A	TOT	TFL-YDS	SCK-YDS	FF	FR-YDS	INT-YDS	QBH	BRUP
GEORGIA	1/0	0	3	3	0.0-0	0.0-0	0	0-0	0-0	1	0
at Mississippi St.	1/1	1	2	3	1.0-8	1.0-8	0	0-0	0-0	0	0
at Auburn	1/1	4	2	6	0.5-3	0.5-3	0	0-0	0-0	0	0
OLE MISS	1/1	1	0	1	0.0-0	0.0-0	0	0-0	0-0	0	0
at Texas A&M	1/0	0	0	0	0.0-0	0.0-0	0	0-0	0-0	0	0
TENNESSEE	1/1	2	3	5	0.5-1	0.0-0	0	0-0	1-0	0	0
at Florida	1/1	2	2	4	1.0-10	1.0-10	0	0-0	0-0	0	0
LSU					--- DNP ---						
at Missouri	1/1	0	2	2	0.0-0	0.0-0	0	0-0	0-0	0	0
ALABAMA	1/1	2	1	3	0.0-0	0.0-0	0	0-0	0-0	0	0
TOTAL	9/7	12	15	27	3.0-22	2.5-21	0	0-0	1-0	1	0

SEASON HIGHS

Tackles 6 at #13 Auburn (10/10/20)
 Double-Figure Tackle Games
 Tackles For Loss 1.0 (2x) last at #6 Florida (11/14/20)
 Sacks 1.0 (2x) last at #6 Florida (11/14/20)
 Interceptions 1 vs. Tennessee (11/7/20)
 Interception Return Yards
 QB Hurries 1 vs. #4 Georgia (9/26/20)
 Pass Breakups
 Forced Fumbles

CAREER HIGHS

Tackles 6 at #13 Auburn (10/10/20)
 Double-Figure Tackle Games
 Tackles For Loss 1.0 (2x) last at #6 Florida (11/14/20)
 Sacks 1.0 (2x) last at #6 Florida (11/14/20)
 Interceptions 1 vs. Tennessee (11/7/20)
 Interception Return Yards
 QB Hurries 1 vs. #4 Georgia (9/26/20)
 Pass Breakups
 Forced Fumbles



ZACH WILLIAMS

56

Defensive Line | 6-4 | 246 | Sophomore
Little Rock, Ark. | Joe T. Robinson HS

QUICK HITS

- 1.5 tackles for loss vs. Georgia is tied for the Razorback single-game high this year with Dorian Gerald.
- Four-star prospect rated the No. 15 weakside defensive end in the country by 247Sports.
- Chose Arkansas over Alabama, Florida, Georgia, Tennessee, Cal, Texas and others.
- Son of former Arkansas linebacker Rickey Williams (1984-87)

CAREER STATS

	GP/GS	UA	A	TOT	TFL-YDS	SCK-YDS	FF	FR-YDS	INT-YDS	QBH	BRUP
2019	9/0	6	6	12	0.0-0	0.0-0	0	0-0	0-0	0	0
2020	9/4	9	13	22	1.5-9	1.0-8	0	0-0	0-0	1	0
TOTAL	18/4	15	19	34	1.5-9	1.0-8	0	0-0	0-0	1	0

GAME-BY-GAME STATS

	GP/GS	UA	A	TOT	TFL-YDS	SCK-YDS	FF	FR-YDS	INT-YDS	QBH	BRUP
GEORGIA	1/0	3	4	7	1.5-9	1.0-8	0	0-0	0-0	0	0
at Mississippi St.	1/1	2	4	6	0.0-0	0.0-0	0	0-0	0-0	0	0
at Auburn	1/1	2	2	4	0.0-0	0.0-0	0	0-0	0-0	0	0
OLE MISS	1/1	1	1	2	0.0-0	0.0-0	0	0-0	0-0	0	0
at Texas A&M	1/0	0	0	0	0.0-0	0.0-0	0	0-0	0-0	0	0
TENNESSEE	1/1	0	1	1	0.0-0	0.0-0	0	0-0	0-0	0	0
at Florida	1/0	0	1	1	0.0-0	0.0-0	0	0-0	0-0	1	0
LSU					--- DNP ---						
at Missouri	1/0	1	0	1	0.0-0	0.0-0	0	0-0	0-0	0	0
ALABAMA	1/0	0	0	0	0.0-0	0.0-0	0	0-0	0-0	0	0
TOTAL	9/4	9	13	22	1.5-9	1.0-8	0	0-0	0-0	1	0

SEASON HIGHS

Tackles 7 vs. #4 Georgia (9/26/20)
 Double-Figure Tackle Games
 Tackles For Loss 1.5 vs. #4 Georgia (9/26/20)
 Sacks 1.0 vs. #4 Georgia (9/26/20)
 Interceptions
 Interception Return Yards
 QB Hurries 1 at #6 Florida (11/14/20)
 Pass Breakups
 Forced Fumbles

CAREER HIGHS

Tackles 7 vs. #4 Georgia (9/26/20)
 Double-Figure Tackle Games
 Tackles For Loss 1.5 vs. #4 Georgia (9/26/20)
 Sacks 1.0 vs. #4 Georgia (9/26/20)
 Interceptions
 Interception Return Yards
 QB Hurries 1 at #6 Florida (11/14/20)
 Pass Breakups
 Forced Fumbles



HUDSON HENRY

82

Tight End | 6-5 | 249 | R-Freshman
 Little Rock, Ark. | Pulaski Academy

QUICK HITS

- Hauled in a career-best six passes for a career-high 33 yards at Texas A&M.
- Earned his first career start in win over Ole Miss.
- Scored first career TD on a 12-yard reception in the upset win at No. 16 Mississippi State.
- Four star prospect, ranked the No. 1 tight end in the country by ESPN.
- Comes from a family of Razorbacks - dad Mark was an All-Southwest Conference offensive lineman (1988-91), brother Hunter was an all-american tight end (2013-15) and is currently in the NFL, brother Hayden is currently a linebacker on the team.

CAREER STATS

	GP/GS	RECEIVING					RUSHING				
		REC	YDS	AVG	TD	LNG	ATT	YDS	AVG	TD	LNG
2019	3/0	3	15	5.0	0	14	0	0	0	0	0
2020	6/4	16	92	5.8	1	13	0	0	0	0	0
TOTAL	9/4	19	107	5.6	1	14	0	0	0	0	0

GAME-BY-GAME STATS

	GP/GS	RECEIVING					RUSHING				
		REC	YDS	AVG	TD	LNG	ATT	YDS	AVG	TD	LNG
GEORGIA	1/0	0	0	0	0	0	0	0	0	0	0
at Mississippi St.	1/0	4	20	5.0	1	12	0	0	0	0	0
at Auburn		--- DNP ---									
OLE MISS	1/1	2	22	11.0	0	13	0	0	0	0	0
at Texas A&M	1/1	6	33	5.5	0	9	0	0	0	0	0
TENNESSEE	1/1	3	16	5.3	0	9	0	0	0	0	0
at Florida		--- DNP ---									
LSU	1/1	1	1	1.0	0	1	0	0	0	0	0
at Missouri		--- DNP ---									
ALABAMA		--- DNP ---									
TOTAL	6/4	16	92	5.8	1	13	0	0	0.0	0	0

SEASON HIGHS

Receptions6 at #8 Texas A&M (10/31/20)
Receiving Yards33 at #8 Texas A&M (10/31/20)
Receiving Touchdowns1 at #16 Mississippi State (10/3/20)
Long Reception13 vs. Ole Miss (10/17/20)

CAREER HIGHS

Receptions6 at #8 Texas A&M (10/31/20)
Receiving Yards33 at #8 Texas A&M (10/31/20)
Receiving Touchdowns1 at #16 Mississippi State (10/3/20)
Long Reception17 at #1 LSU (11/23/19)



BLAKE KERN

87

Tight End | 6-4 | 269 | R-Senior
 Lamar, Ark. | Lamar HS

QUICK HITS

- Grabbed first career TD vs. Tennessee on a 6-yard reception, giving Arkansas a 14-13 lead it would not relinquish in the third quarter.
- Led the team in receptions for the first time in his career with four grabs at No. 6 Florida.
- Saw action in 2018 & 2019 on special teams and as a blocking tight end.
- 2018 SEC Academic Honor Roll
- Did not see game action as a freshman and redshirt freshman in 2016 & 2017.
- Former walk-on that was awarded a scholarship before the 2019 season

CAREER STATS

	GP/GS	RECEIVING					RUSHING				
		REC	YDS	AVG	TD	LNG	ATT	YDS	AVG	TD	LNG
2018	10/0	0	0	0.0	0	0	0	0	0	0	0
2019	12/0	0	0	0.0	0	0	0	0	0	0	0
2020	10/5	20	201	10.1	2	35	0	0	0	0	0
TOTAL	32/5	20	201	10.1	2	35	0	0	0	0	0

GAME-BY-GAME STATS

	GP/GS	RECEIVING					RUSHING				
		REC	YDS	AVG	TD	LNG	ATT	YDS	AVG	TD	LNG
GEORGIA	1/0	1	9	9.0	0	0	0	0	0	0	0
at Mississippi St.	1/1	0	0	0.0	0	12	0	0	0	0	0
at Auburn	1/1	4	59	14.8	0	35	0	0	0	0	0
OLE MISS	1/0	1	3	3.0	0	3	0	0	0	0	0
at Texas A&M	1/0	2	21	10.5	0	14	0	0	0	0	0
TENNESSEE	1/0	3	40	13.3	1	24	0	0	0	0	0
at Florida	1/1	4	31	7.8	0	13	0	0	0	0	0
LSU	1/0	2	17	8.5	0	13	0	0	0	0	0
at Missouri	1/1	1	2	2.0	1	2	0	0	0	0	0
ALABAMA	1/1	2	19	9.5	0	11	0	0	0	0	0
TOTAL	10/5	20	201	10.1	2	35	0	0	0	0	0

SEASON HIGHS

Receptions4 (2x) last at #6 Florida (11/14/20)
Receiving Yards59 at #13 Auburn (10/10/20)
Receiving Touchdowns2 (2x) last at Missouri (12/5/20)
Long Reception35 at #13 Auburn (10/10/20)

CAREER HIGHS

Receptions4 (2x) last at #6 Florida (11/14/20)
Receiving Yards59 at #13 Auburn (10/10/20)
Receiving Touchdowns2 (2x) last at Missouri (12/5/20)
Long Reception35 at #13 Auburn (10/10/20)



ISAIAH NICHOLS

93

Defensive Line | 6-3 | 281 | R-Sophomore
Springdale, Ark. | Springdale HS

QUICK HITS

- Recorded 1.0 TFL and 0.5 SKs in the 2019 season finale against Missouri.
- Had three multi-tackle games including a career-best four stops vs. Colorado State.
- Consensus three-star prospect out of high school.
- Recorded 43 tackles for loss his final two seasons in high school.
- Finalist for Hooten's Class 7A/6A Defensive Player of the Year.

CAREER STATS

	GP/GS	UA	A	TOT	TFL-YDS	SCK-YDS	FF	FR-YDS	INT-YDS	QBH	BRUP
2018	3/0	1	0	1	0.0-0	0.0-0	0	0-0	0-0	0	0
2019	12/0	7	10	17	1.0-3	0.5-1	0	0-0	0-0	0	0
2020	9/7	6	18	24	0.5-1	0.5-1	0	0-0	0-0	1	0
TOTAL	24/7	14	28	42	1.5-4	1.0-2	0	0-0	0-0	1	0

GAME-BY-GAME STATS

	GP/GS	UA	A	TOT	TFL-YDS	SCK-YDS	FF	FR-YDS	INT-YDS	QBH	BRUP
GEORGIA	1/1	0	3	3	0.0-0	0.0-0	0	0-0	0-0	1	0
at Mississippi St.	1/0	0	1	1	0.0-0	0.0-0	0	0-0	0-0	0	0
at Auburn	1/1	1	2	3	0.5-1	0.5-1	0	0-0	0-0	0	0
OLE MISS	1/0	0	0	0	0.0-0	0.0-0	0	0-0	0-0	0	0
at Texas A&M	1/1	0	2	2	0.0-0	0.0-0	0	0-0	0-0	0	0
TENNESSEE	1/1	1	2	3	0.0-0	0.0-0	0	0-0	0-0	0	0
at Florida	1/1	1	2	3	0.0-0	0.0-0	0	0-0	0-0	0	0
LSU				---	DNP	---					
at Missouri	1/1	2	1	3	0.0-0	0.0-0	0	0-0	0-0	0	0
ALABAMA	1/1	1	5	6	0.0-0	0.0-0	0	0-0	0-0	0	0
TOTAL	9/7	6	18	24	0.5-1	0.5-1	0	0-0	0-0	1	0

SEASON HIGHS

Tackles 6 vs. Alabama (12/12/20)
Tackles For Loss
Sacks
Interceptions
Interception Return Yards
QB Hurries 1 vs. #4 Georgia (9/26/20)
Pass Breakups
Forced Fumbles

CAREER HIGHS

Tackles 6 vs. Alabama (12/12/20)
Tackles For Loss 0.5 (2x) last vs. Missouri (11/29/19)
Sacks 0.5 vs. Missouri (11/29/19)
Interceptions None
Interception Return Yards None
QB Hurries None
Pass Breakups None
Forced Fumbles None



XAVIER KELLY

97

Defensive Line | 6-5 | 311 | R-Senior
Wichita, Kan. | Clemson



QUICK HITS

- Made his first career start at Texas A&M.
- Member of two National Championship teams and four ACC Championship team at Clemson.
- Recorded first career sack in 2017 against Wake Forest.
- While at Clemson completed microinternships at Adobe and WH Trucking.
- Graduated from Clemson in December 2019 with a degree in sports communication.
- Very talented artist - Clem DT coach Todd Bates said "He can touch people with his gift."

CAREER STATS

	GP/GS	UA	A	TOT	TFL-YDS	SCK-YDS	FF	FR-YDS	INT-YDS	QBH	BRUP
2017	8/0	5	4	9	1.0-2	1.0-2	0	0-0	0-0	3	0
2018	11/0	5	3	8	1.0-12	1.0-12	1	0-0	0-0	1	0
2019	10/0	4	2	6	0.0-0	0.5-0	0	1-0	0-0	3	0
2020	9/1	3	5	8	1.0-2	1.0-2	0	0-0	0-0	2	0
TOTAL	38/1	17	14	31	2.0-5	3.5-16	1	1-0	0-0	9	0

* 2017-19 at Clemson

GAME-BY-GAME STATS

	GP/GS	UA	A	TOT	TFL-YDS	SCK-YDS	FF	FR-YDS	INT-YDS	QBH	BRUP
GEORGIA	1/0	0	0	0	0.0-0	0.0-0	0	0-0	0-0	0	0
at Mississippi St.	1/0	0	2	2	0.0-0	0.0-0	0	0-0	0-0	1	0
at Auburn	1/0	0	2	2	0.0-0	0.0-0	0	0-0	0-0	0	0
OLE MISS	1/0	0	0	0	0.0-0	0.0-0	0	0-0	0-0	0	0
at Texas A&M	1/1	0	1	1	0.0-0	0.0-0	0	0-0	0-0	0	0
TENNESSEE	1/0	1	0	1	1.0-2	1.0-2	0	0-0	0-0	0	0
at Florida	1/0	0	0	0	0.0-0	0.0-0	0	0-0	0-0	1	0
LSU				---	DNP	---					
at Missouri	1/0	2	0	2	0.0-0	0.0-0	0	0-0	0-0	0	0
ALABAMA	1/0	0	0	0	0.0-0	0.0-0	0	0-0	0-0	0	0
TOTAL	9/1	3	5	8	1.0-2	1.0-2	0	0-0	0-0	2	0

SEASON HIGHS

Tackles 2 (3x) last at Missouri (12/5/20)
Tackles For Loss 1.0 vs. Tennessee (11/7/20)
Sacks 1.0 vs. Tennessee (11/7/20)
Interceptions
Interception Return Yards
QB Hurries 1 (2x) last at #6 Florida (11/14/20)
Pass Breakups
Forced Fumbles

CAREER HIGHS

Tackles 5 vs. The Citadel (11/18/17)*
Tackles For Loss 1.0 (3x) last vs. Tennessee (11/7/20)
Sacks 1.0 (3x) last vs. Tennessee (11/7/20)
Interceptions None
Interception Return Yards None
QB Hurries 3 at Syracuse (9/14/19)*
Pass Breakups None
Forced Fumbles None

* at Clemson

GAME 1 ||| GEORGIA

#4/3 Georgia (1-0, 1-0)..... 37
Arkansas (0-1, 0-1)..... 10

September 26, 2020 | Fayetteville, Ark.

Donald W. Reynolds Razorback Stadium | Time: 3 p.m. | Attendance: 16,500

TV: SEC Network > Dave Neal (PBP), D.J. Shockley (Analyst) & Tera Talmadge (Sideline)

SCORING SUMMARY

	1st	2nd	3rd	4th	Final
Georgia	0	5	22	10	37
Arkansas	7	0	3	0	10

QTR. TEAM SCORING PLAY

1st	AR	Treyton Burks 49 yd pass from Feleipe Franks (AJ Reed kick), 7-91 2:17
2nd	UGA	TEAM safety
	UGA	Jack Podlesny 38 yd field goal, 8-59 1:00
3rd	AR	AJ Reed 25 yd field goal, 11-43 4:15
	UGA	George Pickens 19 yd pass from S. Bennett (S. Bennett rush), 6-57 2:23
	UGA	J. FitzPatrick 7 yd pass from Stetson Bennett (J. Podlesny kick), 4-24 1:11
	UGA	Eric Stokes 30 yd interception return (Jack Podlesny kick)
4th	UGA	Zamir White 6 yd run (Jack Podlesny kick), 13-81 5:38
	UGA	Jack Podlesny 38 yd field goal, 6-22 2:36

TEAM STATISTICS

	GEORGIA	ARKANSAS
FIRST DOWNS.....	19	15
RUSHES-YARDS (NET).....	42-121	28-77
PASSING YDS (NET).....	266	203
Passes Att-Comp-Int.....	47-28-1	39-20-3
TOTAL OFFENSE PLAYS-YARDS.....	89-387	67-280
Fumble Returns-Yards.....	0-0	1-7
Punt Returns-Yards.....	3-57	0-0
Kickoff Returns-Yards.....	2-91	1-10
Interception Returns-Yards.....	3-68	1-0
Punts (Number-Avg).....	7-49.9	9-42.0
Fumbles-Lost.....	3-1	2-0
Penalties-Yards.....	12-108	10-53
Possession Time.....	35:46	24:14
Third-Down Conversions.....	6 of 20	3 of 14
Fourth-Down Conversions.....	2 of 3	0 of 1
Red-Zone Scores-Chances.....	3-4	1-1
Sacks By: Number-Yards.....	2-16	3-31



WR TREYLON BURKS hauled in his first career touchdown to give Arkansas an early lead against Georgia. Burks also recorded his first career 100-yard game with seven catches for 102 yards.

GEORGIA

RUSHING	Att.	Gain	Lost	Net	TD	Long	Avg.
Zamir White	13	71	0	71	1	20	5.5
James Cook	7	26	0	26	0	7	3.7
Stetson Bennett	5	26	6	20	0	11	4.0
Kenny McIntosh	3	6	0	6	0	3	2.0
Kendall Milton	1	4	0	4	0	4	4.0
Daijun Edwards	1	4	0	4	0	4	4.0
D'Wan Mathis	10	34	30	4	0	9	0.4
TEAM	2	0	14	-14	0	0	-7.0

PASSING	Comp.	Att.	Yds	TD	Int	Long	Sack
Stetson Bennett	20	29	211	2	0	26	1
D'Wan Mathis	8	17	55	0	1	12	2
TEAM	0	1	0	0	0	0	0

RECEIVING	No.	Yds	TD	Long
Kearis Jackson	6	62	0	16
George Pickens	4	47	1	19
D. Robertson	4	29	0	19
Matt Landers	2	27	0	23
J. FitzPatrick	2	19	1	12
Rosemy Jacksaint	2	12	0	6
James Cook	2	10	0	5
Zamir White	2	9	0	9
D. Washington	1	26	0	26
Jermaine Burton	1	13	0	13
Brett Seither	1	12	0	12
Kenny McIntosh	1	0	0	0

PUNTING	No.	Yds	Avg.	Long	I20	50+	TB
Jake Camarda	7	349	49.9	63	5	4	1

FIELD GOALS	Made	Att.	Long	Kicks
Jack Podlesny	2	2	38	38,38

ARKANSAS

RUSHING	Att.	Gain	Lost	Net	TD	Long	Avg.
Trelon Smith	6	38	0	38	0	11	6.3
Rakeem Boyd	11	22	1	21	0	5	1.9
KJ Jefferson	4	27	11	16	0	19	4.0
Feleipe Franks	5	18	5	13	0	7	2.6
Treyton Burks	1	3	0	3	0	3	3.0
TJ Hammonds	1	0	14	-14	0	0	-14.0

PASSING	Comp.	Att.	Yds	TD	Int	Long	Sack
Feleipe Franks	19	36	200	1	2	49	1
KJ Jefferson	1	2	3	0	0	3	1
Treyton Burks	0	1	0	0	1	0	0

RECEIVING	No.	Yds	TD	Long
Treyton Burks	7	102	1	49
Rakeem Boyd	4	8	0	6
Mike Woods	3	40	0	15
Trelon Smith	3	13	0	6
DeVion Warren	1	28	0	28
Blake Kern	1	9	0	9
Trey Knox	1	3	0	3

PUNTING	No.	Yds	Avg.	Long	I20	50+	TB
Sam Loy	3	121	40.3	44	0	0	0
George Caratan	5	248	49.6	57	0	3	1
TEAM	1	9	9.0	9	0	0	0

FIELD GOALS	Made	Att.	Long	Kicks
A.J. Reed	1	1	25	25

GAME 2 ||| at MISSISSIPPI STATE

Arkansas (1-1, 1-1) 21
 #16/14 Mississippi State (1-1, 1-1) 14

October 3, 2020 | Starkville, Miss.

Davis Wade Stadium | Time: 6:30 p.m. | Attendance: 13,564

TV: SEC Network Alt > Roy Philpott (PBP), Kelly Stouffer (Analyst) & Tera Talmadge (Sideline)

SCORING SUMMARY

	1st	2nd	3rd	4th	Final
Arkansas	7	7	7	0	21
Mississippi State	7	0	7	0	14

QTR. TEAM SCORING PLAY

1st	AR	Greg Brooks Jr 69 yd interception return (AJ Reed kick)
	MS	JaVonta Payton 17 yd pass from K.J. Costello (B. Ruiz kick), 15-75 7:45
2nd	AR	DeVion Warren 19 yd pass from Feleipe Franks (AJ Reed kick), 8-69 2:33
3rd	AR	Hudson Henry 12 yd pass from Feleipe Franks (AJ Reed kick), 11-75 3:39
	MS	Dillon Johnson 6 yd run (Brandon Ruiz kick), 14-76 7:21

TEAM STATISTICS

	ARKANSAS	MISSISSIPPI STATE
FIRST DOWNS	17	24
RUSHES-YARDS (NET)	37-63	24-87
PASSING YDS (NET)	212	313
Passes Att-Comp-Int.	28-20-0	60-43-3
TOTAL OFFENSE PLAYS-YARDS	65-275	84-400
Fumble Returns-Yards	0-0	0-0
Punt Returns-Yards	1-1	3-21
Kickoff Returns-Yards	0-0	2-49
Interception Returns-Yards	3-95	0-0
Punts (Number-Avg)	8-42.2	5-42.6
Fumbles-Lost	2-2	1-1
Penalties-Yards	5-40	4-25
Possession Time	23:40	36:20
Third-Down Conversions	5 of 14	6 of 17
Fourth-Down Conversions	0 of 1	4 of 6
Red-Zone Scores-Chances	2-3	2-4
Sacks By: Number-Yards	1-11	3-13



LB BUMPER POOL led an incredible defensive effort at No. 16 Mississippi State with a career-best 20 tackles. Pool's 20 stops were the most by a Razorback since Jerry Franklin at Mississippi State in 2010.

ARKANSAS

RUSHING	Att.	Gain	Lost	Net	TD	Long	Avg.
Trelon Smith	14	50	2	48	0	11	3.4
Rakeem Boyd	8	28	0	28	0	5	3.5
Feleipe Franks	8	21	13	8	0	9	1.0
KJ Jefferson	2	1	1	0	0	1	0.0
DeVion Warren	2	3	9	-6	0	3	-3.0
TEAM	3	0	15	-15	0	0	-5.0

PASSING	Comp.	Att.	Yds	TD	Int	Long	Sack
Feleipe Franks	20	28	212	2	0	52	3

RECEIVING	No.	Yds	TD	Long
Trelon Smith	5	22	0	10
DeVion Warren	4	100	1	52
Hudson Henry	4	20	1	12
Trey Knox	3	31	0	12
Mike Woods	3	29	0	20
Treyton Burks	1	10	0	10

PUNTING	No.	Yds	Avg.	Long	I20	50+	TB
Reid Bauer	1	38	38.0	38	1	0	0
George Caratan	7	300	42.9	48	3	0	1

FIELD GOALS	Made	Att.	Long	Kicks
-------------	------	------	------	-------

MISSISSIPPI STATE

RUSHING	Att.	Gain	Lost	Net	TD	Long	Avg.
Dillon Johnson	9	39	0	39	1	9	4.3
J. Marks	10	39	2	37	0	10	3.7
Kylin Hill	1	7	0	7	0	7	7.0
K.J. Costello	4	15	11	4	0	7	1.0

PASSING	Comp.	Att.	Yds	TD	Int	Long	Sack
K.J. Costello	43	59	313	1	3	34	1
TEAM	0	1	0	0	0	0	0

RECEIVING	No.	Yds	TD	Long
J. Marks	10	50	0	13
Dillon Johnson	8	35	0	10
Jaden Walley	6	56	0	16
Osirus Mitchell	5	61	0	34
Malik Heath	5	27	0	12
Cameron Gardner	3	32	0	12
Tyrell Shavers	3	21	0	11
JaVonta Payton	2	23	1	17
Garrett Shrader	1	8	0	8

PUNTING	No.	Yds	Avg.	Long	I20	50+	TB
Tucker Day	4	162	40.5	49	1	0	0
Reed Bowman	1	51	51.0	51	0	1	0

FIELD GOALS	Made	Att.	Long	Kicks
-------------	------	------	------	-------

GAME 3 ||| at AUBURN

Arkansas (1-2, 1-2)..... 28
 #13/13 Auburn (2-1, 2-1)..... 30

SCORING SUMMARY

	1st	2nd	3rd	4th	Final
Arkansas	0	12	6	10	28
Auburn	10	10	0	10	30

QTR. TEAM SCORING PLAY

1st	AU	Barton Lester 0 yd blocked punt return (Anders Carlson kick)
	AU	Anders Carlson 47 yd field goal, 5-47 2:34
2nd	AU	Bo Nix 15 yd run (Anders Carlson kick), 10-80 4:49
	AR	Mike Woods 4 yd pass from F. Franks (TEAM kick failed), 8-65 2:58
	AR	DeVion Warren 7 yd pass from F. Franks (F. Franks pass failed), 6-75 2:00
	AU	Anders Carlson 25 yd field goal, 6-57 1:37
3rd	AR	Trelon Smith 5 yd pass from F. Franks (F. Franks pass failed), 13-85 5:30
4th	AU	A. Schwartz 17 yd pass from B. Nix (Anders Carlson kick), 9-64 4:12
	AR	AJ Reed 23 yd field goal, 10-70 3:14
	AR	DeVion Warren 30 yd pass from F. Franks (AJ Reed kick), 10-70 4:50
	AU	Anders Carlson 39 yd field goal, 7-23 1:59

TEAM STATISTICS

	ARKANSAS	AUBURN
FIRST DOWNS.....	22	24
RUSHES-YARDS (NET).....	42-119	41-259
PASSING YDS (NET).....	318	187
Passes Att-Comp-Int.....	30-22-0	29-18-0
TOTAL OFFENSE PLAYS-YARDS.....	72-437	70-446
Fumble Returns-Yards.....	0-0	0-0
Punt Returns-Yards.....	0-0	4-34
Kickoff Returns-Yards.....	0-0	4-106
Interception Returns-Yards.....	0-0	0-0
Punts (Number-Avg).....	6-35.3	5-37.4
Fumbles-Lost.....	0-0	1-0
Penalties-Yards.....	6-26	7-52
Possession Time.....	27:42	32:18
Third-Down Conversions.....	6 of 15	6 of 15
Fourth-Down Conversions.....	1 of 1	0 of 0
Red-Zone Scores-Chances.....	4-4	4-5
Sacks By: Number-Yards.....	3-16	3-10



QB FELEIPE FRANKS passed for 318 yards and became the first Arkansas quarterback since Brandon Allen in 2015 to throw four touchdowns, including two to DeVion Warren.

October 10, 2020 | Auburn, Ala.

Jordan-Hare Stadium | Time: 3 p.m. | Attendance: 17,490

TV: ESPN > Taylor Zazour (PBP), Matt Stinchcomb (Analyst) & Lauren Sisler (Sideline)

ARKANSAS

RUSHING	Att.	Gain	Lost	Net	TD	Long	Avg.
Trelon Smith	21	87	6	81	0	15	3.9
Feleipe Franks	15	38	10	28	0	9	1.9
AMontae Spivey	4	13	2	11	0	5	2.8
Malik Hornsby	2	1	2	-1	0	1	-0.5

PASSING	Comp.	Att.	Yds	TD	Int	Long	Sack
Feleipe Franks	22	30	318	4	0	44	3

RECEIVING	No.	Yds	TD	Long
Mike Woods	6	81	1	19
Trelon Smith	6	78	1	25
DeVion Warren	5	95	2	44
Blake Kern	4	59	0	35
Tyson Morris	1	6	0	6
Trey Knox	0	-1	0	0

PUNTING	No.	Yds	Avg.	Long	I20	50+	TB
Reid Bauer	1	33	33.0	33	0	0	0
George Caratan	4	179	44.8	51	1	1	0
TEAM	1	0	0.0	0	0	0	0

FIELD GOALS	Made	Att.	Long	Kicks
A.J. Reed	1	1	23	23

AUBURN

RUSHING	Att.	Gain	Lost	Net	TD	Long	Avg.
Tank Bigsby	20	148	2	146	0	26	7.3
D.J. Williams	8	71	0	71	0	41	8.9
Bo Nix	10	48	18	30	1	17	3.0
J.J. Pegues	2	12	0	12	0	11	6.0
A. Schwartz	1	0	0	0	0	0	0.0

PASSING	Comp.	Att.	Yds	TD	Int	Long	Sack
Bo Nix	17	28	187	1	0	32	3
J.J. Pegues	1	1	0	0	0	0	0

RECEIVING	No.	Yds	TD	Long
A. Schwartz	10	100	1	25
Tank Bigsby	4	16	0	8
Seth Williams	3	70	0	32
D.J. Williams	1	1	0	1

PUNTING	No.	Yds	Avg.	Long	I20	50+	TB
Aidan Marshall	4	167	41.8	48	3	0	0
Bo Nix	1	20	20.0	20	0	0	0

FIELD GOALS	Made	Att.	Long	Kicks
Anders Carlson	3	4	47	47,25,34x,39

GAME 4 ||| OLE MISS

Ole Miss (1-3, 1-3) 21
Arkansas (2-2, 2-2) 33

October 17, 2020 | Fayetteville, Ark.
Donald W. Reynolds Razorback Stadium | Time: 2:30 p.m. | Attendance: 16,500
TV: SECN > Dave Flemming (PBP), Rod Gilmore (Analyst) & Tera Talmadge (Sideline)

SCORING SUMMARY

	1st	2nd	3rd	4th	Final
Ole Miss	0	0	7	14	21
Arkansas	7	13	0	13	33

QTR. TEAM SCORING PLAY

1st	AR	Rakeem Boyd 1 yd run (AJ Reed kick), 11-95 4:11
2nd	AR	AJ Reed 23 yd field goal, 7-42 2:25
	AR	Jalen Catalon 35 yd interception return (AJ Reed kick)
	AR	AJ Reed 32 yd field goal, 12-50 3:21
3rd	OM	Elijah Moore 7 yd pass from Matt Corral (Luke Logan kick), 10-56 4:07
4th	OM	Jonathan Mingo 21 yd pass from M. Corral (Luke Logan kick), 8-66 2:34
	AR	Treyton Burks 7 yd pass from F. Franks (F. Franks rush failed), 11-70 4:30
	OM	Jerrion Ealy 1 yd run (Luke Logan kick), 7-73 2:06
	AR	Grant Morgan 23 yd interception return (AJ Reed kick)

TEAM STATISTICS

	OLE MISS	ARKANSAS
FIRST DOWNS	23	24
RUSHES-YARDS (NET)	53-242	48-150
PASSING YDS (NET)	200	244
Passes Att-Comp-Int	38-20-6	34-21-1
TOTAL OFFENSE PLAYS-YARDS	91-442	82-394
Fumble Returns-Yards	0-0	0-0
Punt Returns-Yards	1-8	0-0
Kickoff Returns-Yards	2-37	0-0
Interception Returns-Yards	1-0	6-86
Punts (Number-Avg)	3-40.7	7-46.9
Fumbles-Lost	1-1	1-1
Penalties-Yards	6-35	3-15
Possession Time	29:31	30:29
Third-Down Conversions	4 of 16	6 of 17
Fourth-Down Conversions	5 of 9	1 of 1
Red-Zone Scores-Chances	2-5	4-5
Sacks By: Number-Yards	3-11	2-14



LB GRANT MORGAN had a career day with career-best 19 tackles, 3.0 tackles for loss, sack and pick-six on his way to earning the Crip Hall Award for the outstanding senior on Homecoming in the Razorbacks' win.

OLE MISS

RUSHING	Att.	Gain	Lost	Net	TD	Long	Avg.
Jerrion Ealy	23	113	1	112	1	15	4.9
MoMo Sanogo	1	47	0	47	0	47	47.0
Snoop Conner	15	46	6	40	0	13	2.7
Matt Corral	12	47	18	29	0	9	2.4
Elijah Moore	1	8	0	8	0	8	8.0
Tylan Knight	1	6	0	6	0	6	6.0

PASSING	Comp.	Att.	Yds	TD	Int	Long	Sack
Matt Corral	20	38	200	2	6	34	2

RECEIVING	No.	Yds	TD	Long
Elijah Moore	11	113	1	34
Snoop Conner	3	9	0	13
Jonathan Mingo	2	31	1	21
Jerrion Ealy	2	10	0	14
Braylon Sanders	1	23	0	23
D. Drummond	1	14	0	14

PUNTING	No.	Yds	Avg.	Long	I20	50+	TB
Mac Brown	3	122	40.7	48	1	0	0

FIELD GOALS	Made	Att.	Long	Kicks
-------------	------	------	------	-------

ARKANSAS

RUSHING	Att.	Gain	Lost	Net	TD	Long	Avg.
Trelon Smith	15	61	7	54	0	15	3.6
Treyton Burks	4	46	0	46	0	18	11.5
Rakeem Boyd	14	40	1	39	1	8	2.8
Feleipe Franks	14	36	20	16	0	14	1.1
TEAM	1	0	5	-5	0	0	-5.0

PASSING	Comp.	Att.	Yds	TD	Int	Long	Sack
Feleipe Franks	21	34	244	1	1	55	3

RECEIVING	No.	Yds	TD	Long
Treyton Burks	11	137	1	55
Mike Woods	2	35	0	18
Tyson Morris	2	32	0	17
Hudson Henry	2	22	0	13
Rakeem Boyd	2	7	0	5
DeVion Warren	1	8	0	8
Blake Kern	1	3	0	3

PUNTING	No.	Yds	Avg.	Long	I20	50+	TB
Reid Bauer	7	328	46.9	62	2	3	2

FIELD GOALS	Made	Att.	Long	Kicks
A.J. Reed	2	2	32	23,32

GAME 5 ||| at TEXAS A&M

Arkansas (2-3, 2-3) 31
 #8/8 Texas A&M (4-1, 4-1) 42

October 31, 2020 | College Station, Texas

Kyle Field | Time: 6:30 p.m. | Attendance: 27,114

TV: SECN > Taylor Zarzour (PBP), Matt Stinchcomb (Analyst) & Lauren Sisler (Sideline)

SCORING SUMMARY

	1st	2nd	3rd	4th	Final
Arkansas	7	7	3	14	31
Texas A&M	14	14	14	0	42

QTR. TEAM SCORING PLAY

1st	AR	Treyton Burks 6 yd pass from Feleipe Franks (AJ Reed kick), 12-87 4:49
	TAMU	Ainias Smith 35 yd pass from Kellen Mond (Seth Small kick), 8-75 4:12
	TAMU	Ainias Smith 15 yd run (Seth Small kick), 4-58 2:22
2nd	TAMU	J Wydermyer 6 yd pass from Kellen Mond (Seth Small kick), 11-69 5:35
	AR	Tyson Morris 1 yd pass from Feleipe Franks (AJ Reed kick), 8-75 2:30
	TAMU	Isaiah Spiller 6 yd run (Seth Small kick), 7-74 3:00
3rd	AR	AJ Reed 34 yd field goal, 11-58 4:38
	TAMU	J Wydermyer 15 yd pass from Kellen Mond (Seth Small kick), 9-75 5:00
	TAMU	Devon Achane 30 yd run (Seth Small kick), 6-68 2:36
4th	AR	Treyton Burks 16 yd pass from Feleipe Franks (AJ Reed kick), 8-75 2:47
	AR	Rakeem Boyd 14 yd run (AJ Reed kick), 6-69 1:29

TEAM STATISTICS

	ARKANSAS	TEXAS A&M
FIRST DOWNS	29	25
RUSHES-YARDS (NET)	42-222	36-182
PASSING YDS (NET)	239	260
Passes Att-Comp-Int.	32-23-0	26-21-0
TOTAL OFFENSE PLAYS-YARDS	74-461	62-442
Fumble Returns-Yards	0-0	0-0
Punt Returns-Yards	0-0	3-23
Kickoff Returns-Yards	0-0	1-20
Interception Returns-Yards	0-0	0-0
Punts (Number-Avg)	3-43.3	4-41.5
Fumbles-Lost	1-0	0-0
Penalties-Yards	5-51	9-100
Possession Time	27:01	32:59
Third-Down Conversions	3 of 11	7 of 11
Fourth-Down Conversions	1 of 2	0 of 0
Red-Zone Scores-Chances	5-5	4-4
Sacks By: Number-Yards	0-0	4-18

ARKANSAS

RUSHING	Att.	Gain	Lost	Net	TD	Long	Avg.
Rakeem Boyd	18	104	4	100	1	16	5.6
Feleipe Franks	16	111	20	91	0	28	5.7
Trelon Smith	5	30	0	30	0	9	6.0
Treyton Burks	3	1	0	1	0	1	0.3

PASSING	Comp.	Att.	Yds	TD	Int	Long	Sack
Feleipe Franks	23	31	239	3	0	36	4
Treyton Burks	0	1	0	0	0	0	0

RECEIVING	No.	Yds	TD	Long
Treyton Burks	7	117	2	36
Hudson Henry	6	33	0	9
Mike Woods	4	35	0	12
Blake Kern	2	21	0	14
DeVion Warren	1	22	0	22
Rakeem Boyd	1	9	0	9
Tyson Morris	1	1	1	1
Trelon Smith	1	1	0	1

PUNTING	No.	Yds	Avg.	Long	I20	50+	TB
Reid Bauer	3	130	43.3	51	1	1	0

FIELD GOALS	Made	Att.	Long	Kicks
A.J. Reed	1	3	34	48x,49x,34

TEXAS A&M

RUSHING	Att.	Gain	Lost	Net	TD	Long	Avg.
Isaiah Spiller	21	90	8	82	1	15	3.9
Devon Achane	4	40	1	39	1	30	9.8
Kellen Mond	6	32	0	32	0	14	5.3
Ainias Smith	3	31	0	31	1	15	10.3
TEAM	2	0	2	-2	0	0	-1.0

PASSING	Comp.	Att.	Yds	TD	Int	Long	Sack
Kellen Mond	21	26	260	3	0	35	0

RECEIVING	No.	Yds	TD	Long
J Wydermyer	6	92	2	32
Ainias Smith	6	67	1	35
Hezekiah Jones	5	47	0	15
Chase Lane	3	50	0	26
Isaiah Spiller	1	4	0	4

PUNTING	No.	Yds	Avg.	Long	I20	50+	TB
N Constantinou	4	166	41.5	43	1	0	0

FIELD GOALS	Made	Att.	Long	Kicks
-------------	------	------	------	-------



RB RAKEEM BOYD notched his ninth career 100-yard game as a Razorback with 100 yards on 18 carries at No. 8 Texas A&M. Boyd also scored his second touchdown of the season with a fourth quarter score.

GAME 6 ||| TENNESSEE

Tennessee (2-4, 2-4) 13
Arkansas (3-3, 3-3) 24

November 7, 2020 | Fayetteville, Ark.

Donald W. Reynolds Razorback Stadium | Time: 6:30 p.m. | Attendance: 16,500

TV: SECN > Tom Hart (PBP), Jordan Rodgers (Analyst) & Cole Cubelic (Sideline)

SCORING SUMMARY

	1st	2nd	3rd	4th	Final
Tennessee	3	10	0	0	13
Arkansas	0	0	24	0	24

QTR. TEAM SCORING PLAY

1st	UT	Cimaglia,B. 50 yd field goal, 12-42 5:35
2nd	UT	Gray,E. 1 yd run (Cimaglia,B. kick), 16-81 8:29
	UT	Cimaglia,B. 48 yd field goal, 8-49 3:53
3rd	AR	Mike Woods 1 yd pass from Feleipe Franks (AJ Reed kick), 17-75 5:14
	AR	Blake Kern 6 yd pass from Feleipe Franks (AJ Reed kick), 3-67 1:00
	AR	Treyton Burks 59 yd pass from Feleipe Franks (AJ Reed kick), 2-81 0:29
	AR	AJ Reed 48 yd field goal, 7-49 3:04

TEAM STATISTICS

	TENNESSEE	ARKANSAS
FIRST DOWNS	19	21
RUSHES-YARDS (NET)	50-185	45-198
PASSING YDS (NET)	107	215
Passes Att-Comp-Int.	21-11-2	25-18-0
TOTAL OFFENSE PLAYS-YARDS	71-292	70-413
Fumble Returns-Yards	0-0	0-0
Punt Returns-Yards	1-1	1-4
Kickoff Returns-Yards	0-0	1-26
Interception Returns-Yards	0-0	2-0
Punts (Number-Avg)	6-45.7	6-37.5
Fumbles-Lost	1-0	4-0
Penalties-Yards	3-30	2-20
Possession Time	32:59	27:01
Third-Down Conversions	5 of 15	9 of 17
Fourth-Down Conversions	0 of 1	0 of 0
Red-Zone Scores-Chances	1-2	2-3
Sacks By: Number-Yards	4-28	2-3



SAFETY JALEN CATALON was all over the place in the win over Tennessee with 12 tackles, a forced fumble and his second interception of the season.

TENNESSEE

RUSHING	Att.	Gain	Lost	Net	TD	Long	Avg.
Gray,E.	31	128	5	123	1	11	4.0
Guarantano,J.	5	33	2	31	0	20	6.2
Small,J.	8	20	2	18	0	7	2.2
Bailey,H.	2	7	0	7	0	5	3.5
Jones Jr.,V.	1	3	0	3	0	3	3.0
Maurer,B.	2	4	1	3	0	4	1.5
Chandler,T.	1	0	0	0	0	0	0.0

PASSING	Comp.	Att.	Yds	TD	Int	Long	Sack
Bailey,H.	6	9	65	0	2	24	0
Guarantano,J.	5	8	42	0	0	18	1
Maurer,B.	0	4	0	0	0	0	1

RECEIVING	No.	Yds	TD	Long
Gray,E.	3	27	0	9
Palmer,J.	2	28	0	18
Small,J.	2	14	0	9
Hyatt,J.	2	7	0	7
Johnson,B.	1	24	0	24
Keyton,R.	1	7	0	7

PUNTING	No.	Yds	Avg.	Long	I20	50+	TB
Brooks,P.	6	274	45.7	54	1	3	0

FIELD GOALS	Made	Att.	Long	Kicks
Cimaglia,B.	2	2	50	50,48

ARKANSAS

RUSHING	Att.	Gain	Lost	Net	TD	Long	Avg.
Trelon Smith	9	72	0	72	0	23	8.0
Rakeem Boyd	19	69	4	65	0	7	3.4
DeVion Warren	2	41	0	41	0	22	20.5
Feleipe Franks	14	50	32	18	0	24	1.3
Treyton Burks	1	2	0	2	0	2	2.0

PASSING	Comp.	Att.	Yds	TD	Int	Long	Sack
Feleipe Franks	18	24	215	3	0	59	4
DeVion Warren	0	1	0	0	0	0	0

RECEIVING	No.	Yds	TD	Long
Treyton Burks	5	95	1	59
Mike Woods	3	64	1	56
Blake Kern	3	40	1	24
Hudson Henry	3	16	0	9
Trelon Smith	2	-7	0	3
DeVion Warren	1	8	0	8
Rakeem Boyd	1	-1	0	0

PUNTING	No.	Yds	Avg.	Long	I20	50+	TB
Reid Bauer	4	170	42.5	51	1	1	1
Sam Loy	2	55	27.5	30	1	0	0

FIELD GOALS	Made	Att.	Long	Kicks
AJ Reed	1	2	48	21x,48

GAME 7 ||| at FLORIDA

Arkansas (3-4, 3-4) 35
 #6/5 Florida (5-1, 5-1) 63

SCORING SUMMARY

	1st	2nd	3rd	4th	Final
Arkansas	7	7	7	14	35
Florida	7	28	7	21	63

QTR. TEAM SCORING PLAY

1st	UF	Grimes,T. 9 yd pass from Trask,K. (McPherson,E. kick), 14-75 7:24
	AR	Mike Woods 47 yd pass from Feleipe Franks (AJ Reed kick), 5-75 1:33
2nd	UF	Grimes,T. 23 yd pass from Trask,K. (McPherson,E. kick), 9-49 4:53
	UF	Shorter,J. 21 yd pass from Trask,K. (McPherson,E. kick), 4-74 1:11
	AR	Trelon Smith 83 yd run (AJ Reed kick), 1-83 0:11
	UF	Copeland,J. 33 yd pass from Trask,K. (McPherson,E. kick), 5-65 2:22
	UF	Zipperer,K. 5 yd pass from Trask,K. (McPherson,E. kick), 7-53 2:40
3rd	AR	Rakeem Boyd 12 yd run (AJ Reed kick), 9-75 3:00
	UF	Jones,E. 1 yd run (McPherson,E. kick), 8-83 4:06
4th	UF	Zipperer,K. 11 yd pass from Trask,K. (McPherson,E. kick), 8-76 2:31
	UF	Carter,Z. 35 yd fumble recovery (McPherson,E. kick)
	AR	Mike Woods 82 yd pass from Feleipe Franks (AJ Reed kick), 1-82 0:17
	UF	Henderson,X. 9 yd pass from Jones,E. (Howard,C. kick), 12-75 6:10
	AR	KJ Jefferson 12 yd run (AJ Reed kick), 4-23 1:25

TEAM STATISTICS

	ARKANSAS	FLORIDA
FIRST DOWNS	18	36
RUSHES-YARDS (NET)	32-208	45-208
PASSING YDS (NET)	250	385
Passes Att-Comp-Int.	19-15-0	38-27-1
TOTAL OFFENSE PLAYS-YARDS	51-458	83-593
Fumble Returns-Yards	0-0	1-35
Punt Returns-Yards	0-0	1-0
Kickoff Returns-Yards	5-96	0-0
Interception Returns-Yards	1-9	0-0
Punts (Number-Avg)	5-43.4	1-42.0
Fumbles-Lost	1-1	0-0
Penalties-Yards	9-79	3-35
Possession Time	21:12	38:48
Third-Down Conversions	3 of 9	9 of 12
Fourth-Down Conversions	0 of 1	1 of 2
Red-Zone Scores-Chances	2-2	6-7
Sacks By: Number-Yards	1-10	4-22



RB TRELON SMITH turned in the first 100-yard game of his career with 118 yards on just eight carries, thanks to a career-best 83-yard TD run for the first rushing score of his career.

November 14, 2020 | Gainesville, Fla.

Ben Hill Griffin Stadium | Time: 6 p.m. | Attendance: 16,116

TV: ESPN > Bob Wischusen (PBP), Dan Orlovsky (Analyst) & Allison Williams (Sideline)

ARKANSAS

RUSHING	Att.	Gain	Lost	Net	TD	Long	Avg.
Trelon Smith	8	118	0	118	1	83	14.8
Rakeem Boyd	12	62	6	56	1	13	4.7
Feleipe Franks	6	28	16	12	0	14	2.0
TJ Hammonds	1	9	0	9	0	9	9.0
KJ Jefferson	3	14	6	8	1	12	2.7
Treyton Burks	2	6	1	5	0	6	2.5

PASSING	Comp.	Att.	Yds	TD	Int	Long	Sack
Feleipe Franks	15	19	250	2	0	82	3
KJ Jefferson	0	0	0	0	0	0	1

RECEIVING	No.	Yds	TD	Long
Blake Kern	4	31	0	13
Treyton Burks	3	47	0	25
Mike Woods	2	129	2	82
DeVion Warren	2	17	0	12
Rakeem Boyd	2	10	0	15
Trelon Smith	1	8	0	8
Tyson Morris	1	8	0	8

PUNTING	No.	Yds	Avg.	Long	I20	50+	TB
Reid Bauer	5	217	43.4	51	2	1	0

FIELD GOALS	Made	Att.	Long	Kicks
-------------	------	------	------	-------

FLORIDA

RUSHING	Att.	Gain	Lost	Net	TD	Long	Avg.
Pierce,D.	12	69	0	69	0	10	5.8
Wright,N.	9	50	0	50	0	14	5.6
Jones,E.	6	37	0	37	1	11	6.2
Davis,M.	8	40	3	37	0	11	4.6
Trask,K.	7	18	10	8	0	5	1.1
Lingard,L.	1	4	0	4	0	4	4.0
Richardson,A.	1	4	0	4	0	4	4.0
Toney,K.	1	0	1	-1	0	0	-1.0

PASSING	Comp.	Att.	Yds	TD	Int	Long	Sack
Trask,K.	23	29	356	6	0	43	1
Jones,E.	4	7	29	1	0	12	0
Toney,K.	0	1	0	0	0	0	0
Richardson,A.	0	1	0	0	1	0	0

RECEIVING	No.	Yds	TD	Long
Toney,K.	7	57	0	21
Grimes,T.	6	109	2	30
Henderson,X.	3	62	1	43
Zipperer,K.	3	47	2	31
Wells, R.	2	24	0	12
Wright,N.	2	7	0	6
Copeland,J.	1	33	1	33
Shorter,J.	1	21	1	21
Whittemore,T.	1	13	0	13
Davis,M.	1	12	0	12

PUNTING	No.	Yds	Avg.	Long	I20	50+	TB
Finn,J.	1	42	42.0	42	0	0	0

FIELD GOALS	Made	Att.	Long	Kicks
-------------	------	------	------	-------

GAME 8 ||| LSU

LSU (3-3, 3-3)	27
Arkansas (3-5, 3-5)	24

SCORING SUMMARY

	1st	2nd	3rd	4th	Final
LSU	3	17	0	7	27
Arkansas	7	7	7	3	24

QTR. TEAM SCORING PLAY

1st	LSU	Cade York 49 yd field goal, 8-51 2:16, LSU 3 - AR 0
	AR	Treyton Burks 65 yd pass from Feleipe Franks (AJ Reed kick), 4-92 1:05
2nd	LSU	Racey McMath 30 yd pass from TJ Finley (Cade York kick), 10-75 4:46
	LSU	Ty Davis-Price 1 yd run (Cade York kick), 1-1 0:03
	AR	Feleipe Franks 10 yd run (AJ Reed kick), 3-75 0:37
	LSU	Cade York 24 yd field goal, 14-69 3:44
3rd	AR	Trelon Smith 1 yd run (AJ Reed kick), 6-95 1:30
4th	AR	AJ Reed 22 yd field goal, 7-88 2:24
	LSU	Jaray Jenkins 13 yd pass from TJ Finley (Cade York kick), 10-67 3:31

TEAM STATISTICS

	LSU	ARKANSAS
FIRST DOWNS	24	14
RUSHES-YARDS (NET)	49-148	27-104
PASSING YDS (NET)	271	339
Passes Att-Comp-Int	42-27-0	26-17-1
TOTAL OFFENSE PLAYS-YARDS	91-419	53-443
Fumble Returns-Yards	0-0	0-0
Punt Returns-Yards	4-8	0-0
Kickoff Returns-Yards	0-0	0-0
Interception Returns-Yards	1-36	0-0
Punts (Number-Avg)	7-48.9	7-47.4
Fumbles-Lost	5-1	0-0
Penalties-Yards	9-70	5-42
Possession Time	41:43	18:17
Third-Down Conversions	12 of 23	0 of 10
Fourth-Down Conversions	2 of 2	1 of 1
Red-Zone Scores-Chances	3-3	3-3
Sacks By: Number-Yards	2-12	1-5



WR MIKE WOODS caught four passes for a career-high 140 yards against LSU for his second straight 100-yard game. In his last two games he has 269 yards on six catches.

November 21, 2020 | Fayetteville, Ark.

Donald W. Reynolds Razorback Stadium | Time: 11 a.m. | Attendance: 16,500

TV: SECN > Taylor Zazour (PBP), Matt Stinchcomb (Analyst) & Tera Talmadge (Sideline)

LSU

RUSHING	Att.	Gain	Lost	Net	TD	Long	Avg.
Ty Davis-Price	24	104	0	104	1	22	4.3
John Emery	12	38	5	33	0	7	2.8
TJ Finley	8	23	8	15	0	8	1.9
Chris Curry	3	2	1	1	0	1	0.3
TEAM	2	0	5	-5	0	0	-2.5

PASSING	Comp.	Att.	Yds	TD	Int	Long	Sack
TJ Finley	27	42	271	2	0	30	1

RECEIVING	No.	Yds	TD	Long
T. Marshall	7	57	0	20
Arik Gilbert	5	55	0	16
Racey McMath	3	48	1	30
Jaray Jenkins	3	43	1	18
Kayshon Boutte	3	31	0	15
John Emery	3	7	0	7
Ty Davis-Price	2	11	0	9
Jontre Kirklin	1	19	0	19

PUNTING	No.	Yds	Avg.	Long	I20	50+	TB
Z. Von Rosenberg	7	342	48.9	61	5	4	0

FIELD GOALS	Made	Att.	Long	Kicks
Cade York	2	2	49	49,24

ARKANSAS

RUSHING	Att.	Gain	Lost	Net	TD	Long	Avg.
Feleipe Franks	14	57	14	43	1	13	3.1
TJ Hammonds	1	29	0	29	0	29	29.0
Trelon Smith	11	28	0	28	1	7	2.5
Treyton Burks	1	4	0	4	0	4	4.0

PASSING	Comp.	Att.	Yds	TD	Int	Long	Sack
Feleipe Franks	17	26	339	1	1	65	2

RECEIVING	No.	Yds	TD	Long
Treyton Burks	5	90	1	65
Mike Woods	4	140	0	50
Trelon Smith	2	19	0	12
Blake Kern	2	17	0	13
TJ Hammonds	1	51	0	51
Tyson Morris	1	12	0	12
Trey Knox	1	9	0	9
Hudson Henry	1	1	0	1

PUNTING	No.	Yds	Avg.	Long	I20	50+	TB
Reid Bauer	7	332	47.4	58	1	2	0

FIELD GOALS	Made	Att.	Long	Kicks
A.J. Reed	1	2	22	22,44x

GAME 9 ||| at MISSOURI

Arkansas (3-6, 3-6) 48
 Missouri (5-3, 5-3) 50

December 5, 2020 | Columbia, Mo.

Memorial Stadium | Time: 11 a.m. | Attendance: 11,738

TV: SECN > Dave Neal (PBP), D.J. Shockley (Analyst) & Dawn Davenport (Sideline)

SCORING SUMMARY

	1st	2nd	3rd	4th	Final
Arkansas	6	21	6	15	48
Missouri	10	10	3	27	50

QTR. TEAM SCORING PLAY

1st	MU	Harrison Mevis 51 yd field goal, 7:37 2:48
	MU	Larry Rountree 2 yd run (Harrison Mevis kick), 12:69 5:19
	AR	Blake Kern 2 yd pass from KJ Jefferson (AJ Reed kick failed), 12:75 4:29
2nd	MU	Harrison Mevis 29 yd field goal, 12:63 4:52
	AR	Treylon Burks 68 yd pass from KJ Jefferson (AJ Reed kick), 3:89 0:35
	MU	Larry Rountree 6 yd run (Harrison Mevis kick), 8:75 3:31
	AR	Trelon Smith 8 yd run (AJ Reed kick), 13:75 4:06
	AR	KJ Jefferson 1 yd run (AJ Reed kick), 9:70 1:50
3rd	MU	Harrison Mevis 37 yd field goal, 6:60 3:07
	AR	Trelon Smith 15 yd run (AJ Reed kick blocked), 8:75 2:05
4th	MU	Harrison Mevis 40 yd field goal, 14:61 5:34
	AR	Trelon Smith 16 yd run (AJ Reed kick), 7:75 1:35
	MU	Tyler Badie 46 yd run (Harrison Mevis kick), 2:75 0:34
	MU	Larry Rountree 9 yd run (Harrison Mevis kick), 8:82 2:07
	MU	Tyler Badie 25 yd run (Harrison Mevis kick), 4:80 1:26
	AR	Woods 14 yd pass from Jefferson (Woods pass from Jefferson), 13:75 4:04
	MU	Harrison Mevis 32 yd field goal, 7:60 0:43

TEAM STATISTICS

	ARKANSAS	MISSOURI
FIRST DOWNS	34	37
RUSHES-YARDS (NET)	50-292	38-273
PASSING YDS (NET)	274	380
Passes Att-Comp-Int.	34-18-0	49-32-0
TOTAL OFFENSE PLAYS-YARDS	84-566	87-653
Fumble Returns-Yards	0-0	0-0
Punt Returns-Yards	1-0	0-0
Kickoff Returns-Yards	1-7	2-32
Interception Returns-Yards	0-0	0-0
Punts (Number-Avg)	5-41.4	2-39.5
Fumbles-Lost	2-0	1-0
Penalties-Yards	11-95	8-57
Possession Time	26:28	33:32
Third-Down Conversions	6 of 14	9 of 15
Fourth-Down Conversions	3 of 3	0 of 0
Red-Zone Scores-Chances	6-6	6-6
Sacks By: Number-Yards	1-13	1-7

ARKANSAS

RUSHING	Att.	Gain	Lost	Net	TD	Long	Avg.
Trelon Smith	26	172	0	172	3	21	6.6
TJ Hammonds	6	52	0	52	0	21	8.7
KJ Jefferson	13	39	7	32	1	16	2.5
Jack Lindsey	1	20	0	20	0	20	20.0
Treylon Burks	3	14	0	14	0	10	4.7
Mike Woods	1	2	0	2	0	2	2.0

PASSING	Comp.	Att.	Yds	TD	Int	Long	Sack
KJ Jefferson	18	33	274	3	0	68	1
Treylon Burks	0	1	0	0	0	0	0

RECEIVING	No.	Yds	TD	Long
Treylon Burks	10	206	1	68
Mike Woods	2	23	1	14
TJ Hammonds	2	12	0	9
Trey Knox	1	22	0	22
Tyson Morris	1	8	0	8
Blake Kern	1	2	1	2
Trelon Smith	1	1	0	1

PUNTING	No.	Yds	Avg.	Long	I20	50+	TB
Reid Bauer	5	207	41.4	49	2	0	0

FIELD GOALS	Made	Att.	Long	Kicks
-------------	------	------	------	-------

MISSOURI

RUSHING	Att.	Gain	Lost	Net	TD	Long	Avg.
Larry Rountree	27	188	3	185	3	46	6.9
Tyler Badie	6	81	2	79	2	46	13.2
Jalen Knox	1	14	0	14	0	14	14.0
D'ionte Smith	1	9	0	9	0	9	9.0
Connor Bazalak	3	2	16	-14	0	2	-4.7

PASSING	Comp.	Att.	Yds	TD	Int	Long	Sack
Connor Bazalak	32	49	380	0	0	32	1

RECEIVING	No.	Yds	TD	Long
Keke Chism	6	113	0	29
B. Banister	6	60	0	18
Damon Hazelton	5	98	0	32
Tauskie Dove	5	46	0	15
Tyler Badie	3	12	0	8
Jalen Knox	2	19	0	13
Micah Wilson	2	10	0	8
Daniel Parker	1	8	0	8
Larry Rountree	1	8	0	8
Niko Hea	1	6	0	6

PUNTING	No.	Yds	Avg.	Long	I20	50+	TB
Grant McKinnis	2	79	39.5	40	0	0	0

FIELD GOALS	Made	Att.	Long	Kicks
Harrison Mevis	5	5	51	51,29,37,40,32



WR TREYLON BURKS caught 10 passes for a career-best 206 yards and a TD to become the first Razorback since Cobi Hamilton in 2012 to go over 200 yards receiving in a game.

GAME 10 ||| ALABAMA

Alabama (10-0, 10-0)..... 52
Arkansas (3-7, 3-7) 3

December 12, 2020 | Fayetteville, Ark.

Donald W. Reynolds Razorback Stadium | Time: 11 a.m. | Attendance: 16,500

TV: ESPN > Bob Wischusen (PBP), Dan Orlovsky (Analyst) & Kris Budden (Sideline)

SCORING SUMMARY

	1st	2nd	3rd	4th	Final
Alabama	10	28	7	7	52
Arkansas	3	0	0	0	3

QTR. TEAM SCORING PLAY

1st	UA	Will Reichard 45 yd field goal, 7-19 2:22
	AR	M. Phillips 26 yd field goal, 11-66 3:36
	UA	DeVonta Smith 84 yd punt return (Will Reichard kick)
2nd	UA	Najee Harris 1 yd run (Will Reichard kick), 8-49 3:52
	UA	Najee Harris 5 yd run (Will Reichard kick), 1-5 0:04
	UA	B. Robinson Jr. 1 yd run (Will Reichard kick), 8-72 3:45
	UA	B. Robinson Jr. 4 yd run (Will Reichard kick), 13-70 4:31
3rd	UA	B. Robinson Jr. 4 yd run (Will Reichard kick), 14-89 7:36
4th	UA	Jase McClellan 80 yd run (Will Reichard kick), 1-80 0:13

TEAM STATISTICS

	ALABAMA	ARKANSAS
FIRST DOWNS.....	24	13
RUSHES-YARDS (NET).....	38-216	43-80
PASSING YDS (NET).....	227	108
Passes Att-Comp-Int.....	33-27-0	17-9-1
TOTAL OFFENSE PLAYS-YARDS.....	71-443	60-188
Fumble Returns-Yards.....	1-0	0-0
Punt Returns-Yards.....	3-111	1-15
Kickoff Returns-Yards.....	1-10	1-18
Interception Returns-Yards.....	1-0	0-0
Punts (Number-Avg).....	2-37.5	6-40.5
Fumbles-Lost.....	1-1	4-3
Penalties-Yards.....	2-23	8-36
Possession Time.....	33:15	26:45
Third-Down Conversions.....	10 of 14	5 of 15
Fourth-Down Conversions.....	0 of 1	0 of 0
Red-Zone Scores-Chances.....	5-6	1-1
Sacks By: Number-Yards.....	8-49	0-0



LB BUMPER POOL led the Razorbacks with 13 tackles - his sixth double-digit tackles game of the season and the fourth time this season he has led the Hogs in tackles.

ALABAMA

RUSHING	Att.	Gain	Lost	Net	TD	Long	Avg.
Jase McClellan	6	95	0	95	1	80	15.8
B. Robinson Jr.	13	54	0	54	3	8	4.2
Najee Harris	14	47	1	46	2	17	3.3
R. Williams	4	19	0	19	0	7	4.8
Mac Jones	1	2	0	2	0	2	2.0

PASSING	Comp.	Att.	Yds	TD	Int	Long	Sack
Mac Jones	24	29	208	0	0	23	0
Bryce Young	3	4	19	0	0	15	0

RECEIVING	No.	Yds	TD	Long
M. Forristall	6	52	0	13
John Metchie	5	72	0	23
Slade Bolden	4	43	0	17
B. Robinson Jr.	4	22	0	7
DeVonta Smith	3	22	0	10
Javon Baker	2	15	0	15
Najee Harris	1	2	0	2
Jase McClellan	1	1	0	1
T. Jones-Bell	1	-2	0	0

PUNTING	No.	Yds	Avg.	Long	I20	50+	TB
Charlie Scott	2	75	37.5	39	0	0	0

FIELD GOALS	Made	Att.	Long	Kicks
Will Reichard	1	1	45	45

ARKANSAS

RUSHING	Att.	Gain	Lost	Net	TD	Long	Avg.
Trelon Smith	19	71	2	69	0	16	3.6
TJ Hammonds	5	28	3	25	0	17	5.0
KJ Jefferson	6	18	7	11	0	9	1.8
Feleipe Franks	13	28	53	-25	0	11	-1.9

PASSING	Comp.	Att.	Yds	TD	Int	Long	Sack
Feleipe Franks	8	10	90	0	0	24	7
KJ Jefferson	1	6	18	0	0	18	1
Treyton Burks	0	1	0	0	1	0	0

RECEIVING	No.	Yds	TD	Long
Mike Woods	3	43	0	18
Blake Kern	2	19	0	11
Treyton Burks	2	16	0	11
Trelon Smith	1	24	0	24
Trey Knox	1	6	0	6

PUNTING	No.	Yds	Avg.	Long	I20	50+	TB
Reid Bauer	6	243	40.5	48	0	0	0

FIELD GOALS	Made	Att.	Long	Kicks
Matthew Phillips	1	1	26	26

TEAM STATISTICS

Team Statistics	AR	OPP
SCORING	257	349
Points Per Game	25.7	34.9
Points Off Turnovers	41	42
FIRST DOWNS	207	255
Rushing	88	103
Passing	100	134
Penalty	19	18
RUSHING YARDAGE	1513	1921
Yards gained rushing	1812	2105
Yards lost rushing	299	184
Rushing Attempts	394	416
Average Per Rush	3.8	4.6
Average Per Game	151.3	192.1
TDs Rushing	11	21
PASSING YARDAGE	2402	2596
Comp-Att-Int	183-284-6	254-383-13
Average Per Pass	8.5	6.8
Average Per Catch	13.1	10.2
Average Per Game	240.2	259.6
TDs Passing	20	18
TOTAL OFFENSE	3915	4517
Total Plays	678	799
Average Per Play	5.8	5.7
Average Per Game	391.5	451.7
KICK RETURNS: #-Yards	9-157	14-345
PUNT RETURNS: #-Yards	4-18	23-263
INT RETURNS: #-Yards	13-190	6-104
KICK RETURN AVERAGE	17.4	24.6
PUNT RETURN AVERAGE	4.5	11.4
INT RETURN AVERAGE	14.6	17.3
FUMBLES-LOST	17-7	14-5
PENALTIES-Yards	64-457	63-535
Average Per Game	45.7	53.5
PUNTS-Yards	62-2610	42-1849
Average Per Punt	42.1	44.0
Net punt average	36.2	43.1
KICKOFFS-Yards	52-3321	65-3891
Average Per Kick	63.9	59.9
Net kick average	41.4	40.9
TIME OF POSSESSION/Game	25:17	34:43
3RD-DOWN Conversions	46/136	74/158
3rd-Down Pct	34%	47%
4TH-DOWN Conversions	7/11	14/24
4th-Down Pct	64%	58%
SACKS BY-Yards	14-103	34-186
MISC YARDS	0	0
TOUCHDOWNS SCORED	34	43
FIELD GOALS-ATTEMPTS	8-12	15-16
ON-SIDE KICKS	0-1	0-0
RED-ZONE SCORES	(30-33) 91%	(36-46) 78%
RED-ZONE TOUCHDOWNS	(23-33) 70%	(30-46) 65%
PAT-ATTEMPTS	(27-30) 90%	(42-42) 100%
ATTENDANCE	82500	86022
Games/Avg Per Game	5/16500	5/17204
Neutral Site Games		0/0

Score by Quarters	1st	2nd	3rd	4th	OT	Total
Arkansas	51	74	63	69	0	257
Opponents	64	122	67	96	0	349

GAME-BY-GAME LEADERS

Opponent	Rushes	Rush Yards	Catches	Receiving Yards	Tackles	Tackles-For-Loss	Sacks
Georgia	11, Rakeem Boyd	38, Trelon Smith	7, Trelon Burks	102, Trelon Burks	13, Grant Morgan	1.5, Gerald, Williams	1.5, Dorian Gerald
at Mississippi State	14, Trelon Smith	48, Trelon Smith	5, Trelon Smith	100, De'Vion Warren	20, Bumper Pool	1.0, Brown, Gregory	1.0, Eric Gregory
at Auburn	21, Trelon Smith	81, Trelon Smith	6, Mike Woods	95, De'Vion Warren	14, Jalen Catalon	1.0, Three Tied	1.0, Marshall, Henry
Ole Miss	15, Trelon Smith	54, Trelon Smith	11, Trelon Burks	137, Trelon Burks	19, Grant Morgan	3.0, Grant Morgan	1.0, Morgan, Coates
at Texas A&M	18, Rakeem Boyd	100, Rakeem Boyd	7, Trelon Burks	117, Trelon Burks	14, Bumper Pool	3.0, Bumper Pool	--
Tennessee	9, Trelon Smith	72, Trelon Smith	5, Trelon Burks	95, Trelon Burks	14, Bumper Pool	1.5, Bumper Pool	1.0, Foucha, Kelly
at Florida	12, Rakeem Boyd	118, Trelon Smith	4, Blake Kern	129, Mike Woods	15, Grant Morgan	1.5, Jonathan Marshall	1.0, Eric Gregory
LSU	14, Feleipe Franks	43, Feleipe Franks	5, Trelon Burks	140, Mike Woods	19, Grant Morgan	1.5, Morgan, Catalon	1.0, Grant Morgan
at Missouri	26, Trelon Smith	172, Trelon Smith	10, Trelon Burks	206, Trelon Burks	10, Hudson Clark	1.0, Five Tied	1.0, Julius Coates
Alabama	19, Trelon Smith	69, Trelon Smith	3, Mike Woods	43, Mike Woods	13, Bumper Pool	1.0, L. Bishop	--

ARKANSAS OFFENSE GAME-BY-GAME STATISTICS

		Rushing				Receiving				Passing				Kick Returns				Punt Returns				tot		
Date	Opponent	no.	yds	td	lg	no.	yds	td	lg	cmp	att	int	yds	td	lg	no.	yds	td	lg	no.	yds	td	lg	off
Sep 26	UGA	28	77	0	19	20	203	1	49	20-39-3	203	1	49	1	10	0	10	0	0	0	0	0	0	280
Oct 03	at Mississippi State	37	63	0	11	20	212	2	52	20-28-0	212	2	52	0	0	0	0	1	-1	0	0	0	0	275
Oct 10	at Auburn	42	119	0	15	22	318	4	44	22-30-0	318	4	44	0	0	0	0	0	0	0	0	0	0	437
Oct 17	OLE MISS	48	150	1	18	21	244	1	55	21-34-1	244	1	55	0	0	0	0	0	0	0	0	0	0	394
Oct 31	at Texas A&M	42	222	1	28	23	239	3	36	23-32-0	239	3	36	0	0	0	0	0	0	0	0	0	0	461
Nov 07	TENNESSEE	45	198	0	24	18	215	3	59	18-25-0	215	3	59	1	26	0	26	1	4	0	4	4	4	413
Nov 14	at Florida	32	208	3	83	15	250	2	82	15-19-0	250	2	82	5	96	0	32	0	0	0	0	0	0	458
Nov 21	LSU	27	104	2	29	17	339	1	65	17-26-1	339	1	65	0	0	0	0	0	0	0	0	0	0	443
Dec 05	at Missouri	50	292	4	21	18	274	3	68	18-34-0	274	3	68	1	7	0	7	1	0	0	0	0	0	566
Dec 12	ALABAMA	43	80	0	17	9	108	0	24	9-17-1	108	0	24	1	18	0	18	1	15	0	15	15	188	
Arkansas		394	1513	11	83	183	2402	20	82	183-284-6	2402	20	82	9	157	0	32	4	18	0	15	15	3915	
		416	1921	21	80	254	2596	18	43	254-383-13	2596	18	43	14	345	0	48	23	263	2	84	84	4517	

Games: 10 • Avg/rush: 3.8 • Avg/catch: 13.1 • Pass eff: 154.50 • KR avg: 17.4 • PR avg: 4.5 • All purpose avg/game: 428.0 • Total offense avg/gm: 391.5

ARKANSAS DEFENSE GAME-BY-GAME STATISTICS

		Tackles				Sacks	Fumble		Pass Defense			blkd	PAT Attempts			off		
Date	Opponent	ua	a	total	tfl-yds	no-yds	ff	fr-yds	int-yds	qbh	brup	kick	kick	rush	rcv	saf	t/o	pts
Sep 26	UGA	43	38	81	4.0-33	3.0-31	1	1-7	1-0	4	6	0	1-1	0	0	0	3	10
Oct 03	at Mississippi State	43	52	95	3.0-16	1.0-11	0	1-0	3-95	1	4	0	3-3	0	0	0	7	21
Oct 10	at Auburn	45	32	77	4.0-18	3.0-16	0	0-0	0-0	0	4	0	1-2	0	0	0	0	28
Oct 17	OLE MISS	40	60	100	11.0-31	2.0-14	0	1-0	6-86	1	3	0	3-3	0	0	0	24	33
Oct 31	at Texas A&M	36	30	66	6.0-10	0.0-0	0	0-0	0-0	0	2	0	4-4	0	0	0	0	31
Nov 07	TENNESSEE	28	54	82	6.0-10	2.0-3	1	0-0	2-0	2	4	0	3-3	0	0	0	0	24
Nov 14	at Florida	36	54	90	4.0-18	1.0-10	0	0-0	1-9	4	3	0	5-5	0	0	0	7	35
Nov 21	LSU	40	62	102	6.0-18	1.0-5	3	1-0	0-0	4	5	0	3-3	0	0	0	0	24
Dec 05	at Missouri	50	12	62	5.0-21	1.0-13	1	0-0	0-0	1	4	0	4-6	0	1	0	0	48
Dec 12	ALABAMA	32	54	86	1.0-2	0.0-0	1	1-0	0-0	0	1	0	0-0	0	0	0	0	3
Arkansas		393	448	841	50.0-177	14.0-103	7	5-7	13-190	17	36	0	27-30	0	1	0	41	257
		376	278	654	65.0-261	34.0-186	10	7-35	6-104	28	28	4	42-42	1	0	1	42	349

ARKANSAS SPECIAL TEAMS GAME-BY-GAME STATISTICS

		Punting									Field Goals			Kickoffs				
Date	Opponent	no.	yds	avg	long	blkd	tb	fc	50+	i20	md-att	long	blkd	no.	yds	avg	tb	ob
Sep 26	UGA	9	378	42.0	57	1	1	2	3	0	1-1	25	0	4	268	67.0	2	0
Oct 03	at Mississippi State	8	338	42.2	48	0	1	3	0	4	0-0	0	0	4	258	64.5	2	0
Oct 10	at Auburn	6	212	35.3	51	1	0	2	1	1	1-1	23	0	6	379	63.2	0	2
Oct 17	OLE MISS	7	328	46.9	62	0	2	3	3	2	2-2	32	0	7	423	60.4	4	1
Oct 31	at Texas A&M	3	130	43.3	51	0	0	0	1	1	1-3	34	0	5	319	63.8	4	0
Nov 07	TENNESSEE	6	225	37.5	51	0	1	3	1	2	1-2	48	0	5	325	65.0	5	0
Nov 14	at Florida	5	217	43.4	51	0	0	2	1	2	0-0	0	0	6	388	64.7	5	1
Nov 21	LSU	7	332	47.4	58	0	0	2	2	1	1-2	22	1	5	325	65.0	5	0
Dec 05	at Missouri	5	207	41.4	49	0	0	3	0	2	0-0	0	0	8	509	63.6	6	0
Dec 12	ALABAMA	6	243	40.5	48	0	0	0	0	0	1-1	26	0	2	127	63.5	0	1
Arkansas		62	2610	42.1	62	2	5	20	12	15	8-12	48	1	52	3321	63.9	33	5
		42	1849	44.0	63	0	1	16	12	17	15-16	51	0	65	3891	59.9	43	2

ARKANSAS RED ZONE GAME-BY-GAME STATISTICS

Date	Opponent	Score	Times In RZ		Total Pts	Rush TDs		Pass TDs	FGs Made	Failed to score inside RZ					
			In RZ	Scored		TDs	TDs			FGA	Down	Int	Fumb	Half	Game
Sep 26, 2020	UGA	L 10-37	1	1	3	0	0	0	1	0	0	0	0	0	0
Oct 03, 2020	at Mississippi State	W 21-14	3	2	14	2	0	2	0	0	0	0	1	0	0
Oct 10, 2020	at Auburn	L 28-30	4	4	21	3	0	3	1	0	0	0	0	0	0
Oct 17, 2020	OLE MISS	W 33-21	5	4	19	2	1	1	2	0	0	0	0	1	0
Oct 31, 2020	at Texas A&M	L 31-42	5	5	31	4	1	3	1	0	0	0	0	0	0
Nov 07, 2020	TENNESSEE	W 24-13	3	2	14	2	0	2	0	1	0	0	0	0	0
Nov 14, 2020	at Florida	L 35-63	2	2	14	2	2	0	0	0	0	0	0	0	0
Nov 21, 2020	LSU	L 24-27	3	3	17	2	2	0	1	0	0	0	0	0	0
Dec 05, 2020	at Missouri	L 48-50	6	6	41	6	4	2	0	0	0	0	0	0	0
Dec 12, 2020	ALABAMA	L 3-52	1	1	3	0	0	0	1	0	0	0	0	0	0
Totals			33	30	177	23	10	13	7	1	0	0	1	1	0
30 of 33 (90.9%)															

OPPONENT OFFENSE GAME-BY-GAME STATISTICS

Date	Opponent	Rushing				Receiving				Passing				Kick Returns				Punt Returns				tot off
		no.	yds	td	lg	no.	yds	td	lg	cmp-att-int	yds	td	lg	no.	yds	td	lg	no.	yds	td	lg	
Sep 26	UGA	42	121	1	20	28	266	2	26	28-47-1	266	2	26	2	91	0	48	3	57	0	23	387
Oct 03	at Mississippi State	24	87	1	10	43	313	1	34	43-60-3	313	1	34	2	49	0	26	3	21	0	20	400
Oct 10	at Auburn	41	259	1	41	18	187	1	32	18-29-0	187	1	32	4	106	0	35	4	34	1	12	446
Oct 17	OLE MISS	53	242	1	47	20	200	2	34	20-38-6	200	2	34	2	37	0	20	1	8	0	8	442
Oct 31	at Texas A&M	36	182	3	30	21	260	3	35	21-26-0	260	3	35	1	20	0	20	3	23	0	11	442
Nov 07	TENNESSEE	50	185	1	20	11	107	0	24	11-21-2	107	0	24	0	0	0	0	1	1	0	1	292
Nov 14	at Florida	45	208	1	14	27	385	7	43	27-38-1	385	7	43	0	0	0	0	1	0	0	0	593
Nov 21	LSU	49	148	1	22	27	271	2	30	27-42-0	271	2	30	0	0	0	0	4	8	0	9	419
Dec 05	at Missouri	38	273	5	46	32	380	0	32	32-49-0	380	0	32	2	32	0	23	0	0	0	0	653
Dec 12	ALABAMA	38	216	6	80	27	227	0	23	27-33-0	227	0	23	1	10	0	10	3	111	1	84	443
Opponents		416	1921	21	80	254	2596	18	43	254-383-13	2596	18	43	14	345	0	48	23	263	2	84	4517
		394	1513	11	83	183	2402	20	82	183-284-6	2402	20	82	9	157	0	32	4	18	0	15	3915

Games: 10 • Avg/rush: 4.6 • Avg/catch: 10.2 • Pass effic: 131.97 • KR avg: 24.6 • PR avg: 11.4 • All purpose avg/game: 522.9 • Total offense avg/gm: 451.7

OPPONENT DEFENSE GAME-BY-GAME STATISTICS

Date	Opponent	Tackles				Sacks	Fumble		Pass Defense			blkd kick	PAT Attempts			off	
		ua	a	total	tfl-yds		ff	fr-yds	int-yds	qbh	brup		kick	rush	rcv	saf	t/o
Sep 26	UGA	36	20	56	5.0-33	2.0-16	1	0-0	3-68	3	5	1	3-3	1	0	1	14
Oct 03	at Mississippi State	34	38	72	7.0-18	3.0-13	1	2-0	0-0	5	0	0	2-2	0	0	0	0
Oct 10	at Auburn	47	20	67	7.0-20	3.0-10	0	0-0	0-0	3	4	1	3-3	0	0	0	0
Oct 17	OLE MISS	46	38	84	8.0-21	3.0-11	1	1-0	1-0	4	3	0	3-3	0	0	0	0
Oct 31	at Texas A&M	41	30	71	7.0-26	4.0-18	0	0-0	0-0	2	4	0	6-6	0	0	0	0
Nov 07	TENNESSEE	41	30	71	9.0-36	4.0-28	2	0-0	0-0	5	1	0	1-1	0	0	0	0
Nov 14	at Florida	27	36	63	8.0-34	4.0-22	1	1-35	0-0	3	1	0	9-9	0	0	0	7
Nov 21	LSU	33	6	39	3.0-13	2.0-12	0	0-0	1-36	1	3	1	3-3	0	0	0	7
Dec 05	at Missouri	38	32	70	1.0-7	1.0-7	1	0-0	0-0	1	4	1	5-5	0	0	0	0
Dec 12	ALABAMA	33	28	61	10.0-53	8.0-49	3	3-0	1-0	1	3	0	7-7	0	0	0	14
Opponents		376	278	654	65.0-261	34.0-186	10	7-35	6-104	28	28	4	42-42	1	0	1	42
		393	448	841	50.0-177	14.0-103	7	5-7	13-190	17	36	0	27-30	0	1	0	41

OPPONENT SPECIAL TEAMS GAME-BY-GAME STATISTICS

Date	Opponent	Punting										Field Goals			Kickoffs				
		no.	yds	avg	long	blkd	tb	fc	50+	i20		md-att	long	blkd	no.	yds	avg	tb	ob
Sep 26	UGA	7	349	49.9	63	0	1	3	4	5		2-2	38	0	6	384	64.0	5	0
Oct 03	at Mississippi State	5	213	42.6	51	0	0	1	1	1		0-0	0	0	3	195	65.0	3	0
Oct 10	at Auburn	5	187	37.4	48	0	0	2	0	3		3-4	47	0	7	447	63.9	5	2
Oct 17	OLE MISS	3	122	40.7	48	0	0	2	0	1		0-0	0	0	4	229	57.2	3	0
Oct 31	at Texas A&M	4	166	41.5	43	0	0	3	0	1		0-0	0	0	7	455	65.0	7	0
Nov 07	TENNESSEE	6	274	45.7	54	0	0	0	3	1		2-2	50	0	4	260	65.0	3	0
Nov 14	at Florida	1	42	42.0	42	0	0	1	0	0		0-0	0	0	10	636	63.6	5	0
Nov 21	LSU	7	342	48.9	61	0	0	2	4	5		2-2	49	0	5	325	65.0	5	0
Dec 05	at Missouri	2	79	39.5	40	0	0	1	0	0		5-5	51	0	10	581	58.1	7	0
Dec 12	ALABAMA	2	75	37.5	39	0	0	1	0	0		1-1	45	0	9	379	42.1	0	0
Opponents		42	1849	44.0	63	0	1	16	12	17		15-16	51	0	65	3891	59.9	43	2
		62	2610	42.1	62	2	5	20	12	15		8-12	48	1	52	3321	63.9	33	5

OPPONENT RED ZONE GAME-BY-GAME STATISTICS

Date	Opponent	Score	Times				Rush				FGs	Failed to score inside RZ					
			In RZ	Times Scored	Total Pts	TDs	TDs	TDs	TDs	Made		FGA	Down	Int	Fumb	Half	Game
Sep 26, 2020	UGA	L 10-37	4	3	22	3	1	2	0	0		0	0	1	0	0	0
Oct 03, 2020	at Mississippi State	W 21-14	4	2	14	2	1	1	0	0		0	2	0	0	0	0
Oct 10, 2020	at Auburn	L 28-30	5	4	20	2	1	1	2	2		1	0	0	0	0	0
Oct 17, 2020	OLE MISS	W 33-21	5	2	14	2	1	1	0	0		0	1	1	1	0	0
Oct 31, 2020	at Texas A&M	L 31-42	4	4	28	4	2	2	0	0		0	0	0	0	0	0
Nov 07, 2020	TENNESSEE	W 24-13	2	1	7	1	1	0	0	0		0	0	1	0	0	0
Nov 14, 2020	at Florida	L 35-63	7	6	42	6	1	5	0	0		0	1	0	0	0	0
Nov 21, 2020	LSU	L 24-27	3	3	17	2	1	1	1	1		0	0	0	0	0	0
Dec 05, 2020	at Missouri	L 48-50	6	6	30	3	3	0	3	3		0	0	0	0	0	0
Dec 12, 2020	ALABAMA	L 3-52	6	5	35	5	5	0	0	0		0	0	0	1	0	0
Totals			46	36	229	30	17	13	6	6		1	4	3	2	0	0
			36 of 46 (78.3%)														

TEAM COMPARISON GAME-BY-GAME STATISTICS

Opponent	Score	First Downs				Rushing Number-Yards	Passing		Total Offense Plays-Yards	Return Yards	Turn- Overs
		Total	Rush	Pass	Pen		Comp-Att-Int	Yards			
UGA	10 - 37	15 / 19	4 / 8	8 / 10	3 / 1	28-77 / 42-121	20-39-3 / 28-47-1	203 / 266	67-280 / 89-387	17 / 216	3 / 2
Mississippi State	21 - 14	17 / 24	6 / 5	10 / 19	1 / 0	37-63 / 24-87	20-28-0 / 43-60-3	212 / 313	65-275 / 84-400	94 / 70	2 / 4
Auburn	28 - 30	22 / 24	5 / 14	15 / 10	2 / 0	42-119 / 41-259	22-30-0 / 18-29-0	318 / 187	72-437 / 70-446	0 / 140	0 / 0
OLE MISS	33 - 21	24 / 23	10 / 13	13 / 10	1 / 0	48-150 / 53-242	21-34-1 / 20-38-6	244 / 200	82-394 / 91-442	86 / 45	2 / 7
Texas A&M	31 - 42	29 / 25	12 / 9	13 / 12	4 / 4	42-222 / 36-182	23-32-0 / 21-26-0	239 / 260	74-461 / 62-442	0 / 43	0 / 0
TENNESSEE	24 - 13	21 / 19	13 / 11	7 / 6	1 / 2	45-198 / 50-185	18-25-0 / 11-21-2	215 / 107	70-413 / 71-292	30 / 1	0 / 2
Florida	35 - 63	18 / 36	9 / 15	8 / 18	1 / 3	32-208 / 45-208	15-19-0 / 27-38-1	250 / 385	51-458 / 83-593	105 / 35	1 / 1
LSU	24 - 27	14 / 24	2 / 7	11 / 16	1 / 1	27-104 / 49-148	17-26-1 / 27-42-0	339 / 271	53-443 / 91-419	0 / 44	1 / 1
Missouri	48 - 50	34 / 37	21 / 12	10 / 20	3 / 5	50-292 / 38-273	18-34-0 / 32-49-0	274 / 380	84-566 / 87-653	7 / 32	0 / 0
ALABAMA	3 - 52	13 / 24	6 / 9	5 / 13	2 / 2	43-80 / 38-216	9-17-1 / 27-33-0	108 / 227	60-188 / 71-443	33 / 121	4 / 1
Totals	257 - 349	207 / 255	88 / 103	100 / 134	19 / 18	394-1513 / 416-1921	183-284-6 / 254-383-13	2402 / 2596	678-3915 / 799-4517	372 / 747	13 / 18

Opponent	3rd Down Conversions	4th Down Conversions	Time of Possession	TOP Margin	Avg Yds/Rush	Avg Yds/Pass	Avg Yds/Play	Punting Number-Avg	Penalties Number-Yards	Sacks
UGA	3-14 / 6-20	0-1 / 2-3	24:14 / 35:46	-11:32	2.8 / 2.9	5.2 / 5.7	4.2 / 4.3	9-42.0 / 7-49.9	10-53 / 12-108	3 / 2
Mississippi State	5-14 / 6-17	0-1 / 4-6	23:40 / 36:20	-12:40	1.7 / 3.6	7.6 / 5.2	4.2 / 4.8	8-42.2 / 5-42.6	5-40 / 4-25	1 / 3
Auburn	6-15 / 6-15	1-1 / 0-0	27:42 / 32:18	-4:36	2.8 / 6.3	10.6 / 6.4	6.1 / 6.4	6-35.3 / 5-37.4	6-26 / 7-52	3 / 3
OLE MISS	6-17 / 4-16	1-1 / 5-9	30:29 / 29:31	0:58	3.1 / 4.6	7.2 / 5.3	4.8 / 4.9	7-46.9 / 3-40.7	3-15 / 6-35	2 / 3
Texas A&M	3-11 / 7-11	1-2 / 0-0	27:01 / 32:59	-5:58	5.3 / 5.1	7.5 / 10.0	6.2 / 7.1	3-43.3 / 4-41.5	5-51 / 9-100	0 / 4
TENNESSEE	9-17 / 5-15	0-0 / 0-1	27:01 / 32:59	-5:58	4.4 / 3.7	8.6 / 5.1	5.9 / 4.1	6-37.5 / 6-45.7	2-20 / 3-30	2 / 4
Florida	3-9 / 9-12	0-1 / 1-2	21:12 / 38:48	-17:36	6.5 / 4.6	13.2 / 10.1	9.0 / 7.1	5-43.4 / 1-42.0	9-79 / 3-35	1 / 4
LSU	0-10 / 12-23	1-1 / 2-2	18:17 / 41:43	-23:26	3.9 / 3.0	13.0 / 6.5	8.4 / 4.6	7-47.4 / 7-48.9	5-42 / 9-70	1 / 2
Missouri	6-14 / 9-15	3-3 / 0-0	26:28 / 33:32	-7:04	5.8 / 7.2	8.1 / 7.8	6.7 / 7.5	5-41.4 / 2-39.5	11-95 / 8-57	1 / 1
ALABAMA	5-15 / 10-14	0-0 / 0-1	26:45 / 33:15	-6:30	1.9 / 5.7	6.4 / 6.9	3.1 / 6.2	6-40.5 / 2-37.5	8-36 / 2-23	0 / 8
Totals	46-136 / 74-158	7-11 / 14-24	252:49 / 347:11	-94:22	3.8 / 4.6	8.5 / 6.8	5.8 / 5.7	62-42.1 / 42-44.0	64-457 / 63-535	14 / 34

Note: Game totals are displayed in the format TEAM/OPPONENT for each category

ARKANSAS INDIVIDUAL STATISTICS

Rushing	gp	att	gain	loss	net	avg	td	lg	avg/g
Trelon Smith	10	134	727	17	710	5.3	5	83	71.0
Rakeem Boyd	7	82	325	16	309	3.8	3	16	44.1
Feleipe Franks	10	105	387	183	204	1.9	1	28	20.4
TJ Hammonds	8	14	118	17	101	7.2	0	29	12.6
Treyton Burks	9	15	76	1	75	5.0	0	18	8.3
KJ Jefferson	5	28	99	32	67	2.4	2	19	13.4
DeVion Warren	7	4	44	9	35	8.8	0	22	5.0
Jack Lindsey	5	1	20	0	20	20.0	0	20	4.0
AMontae Spivey	5	4	13	2	11	2.8	0	5	2.2
Mike Woods	10	1	2	0	2	2.0	0	2	0.2
Malik Hornsby	1	2	1	2	-1	-0.5	0	1	-1.0
TEAM	5	4	0	20	-20	-5.0	0	0	-4.0
Total	10	394	1812	299	1513	3.8	11	83	151.3
Opponents	10	416	2105	184	1921	4.6	21	80	192.1

Passing	gp	effic	comp	att	int	pct	yds	td	lg	avg/g
Feleipe Franks	10	163.06	163	238	4	68.5	2107	17	82	210.7
KJ Jefferson	5	133.37	20	41	0	48.8	295	3	68	59.0
Treyton Burks	9	-100.00	0	4	2	0.0	0	0	0	0.0
DeVion Warren	7	0.00	0	1	0	0.0	0	0	0	0.0
Total	10	154.50	183	284	6	64.4	2402	20	82	240.2
Opponents	10	131.97	254	383	13	66.3	2596	18	43	259.6

Receiving	gp	no.	yds	avg	td	lg	avg/g
Treyton Burks	9	51	820	16.1	7	68	91.1
Mike Woods	10	32	619	19.3	5	82	61.9
Trelon Smith	10	22	159	7.2	1	25	15.9
Blake Kern	10	20	201	10.1	2	35	20.1
Hudson Henry	6	16	92	5.8	1	13	15.3
DeVion Warren	7	15	278	18.5	3	52	39.7
Rakeem Boyd	7	10	33	3.3	0	15	4.7
Trey Knox	10	7	70	10.0	0	22	7.0
Tyson Morris	10	7	67	9.6	1	17	6.7
TJ Hammonds	8	3	63	21.0	0	51	7.9
Total	10	183	2402	13.1	20	82	240.2
Opponents	10	254	2596	10.2	18	43	259.6

GAME-BY-GAME OFFENSIVE LINE SNAPS

Player	Total	UGA	MSU	AUB	MISS	TAMU	TENN	FLA	LSU	MIZ	ALA
Myron Cunningham	620	72	66	77	84	78	71	52	56	87	61
Brady Latham	552	67	66	77	84	65	64	45	46	56	61
Ricky Stromberg	544	72	66	77	84	63	71	52	56	87	-
Dalton Wagner	413	12	-	76	0	-	71	52	56	85	61
Ty Clary	398	-	-	57	54	38	51	52	56	83	61
Beaux Limmer	288	69	66	20	30	55	20	-	-	4	54
Noah Gatlin	205	60	66	1	84	78	-	-	-	-	-
Luke Jones	82	5	0	0	0	13	7	7	10	33	7
Shane Clinin	3	3	-	-	0	-	-	0	0	0	0
Marcus Henderson	3	1	2	0	0	-	-	-	-	-	-

ARKANSAS INDIVIDUAL STATISTICS

Scoring	td	fg	PAT				dxp	saf	pts
			kick	rush	rcv	pass			
AJ Reed	-	7-11	27-29	-	-	-	-	-	48
Treylon Burks	7	-	-	-	-	-	-	-	42
Trelon Smith	6	-	-	-	-	-	-	-	36
Mike Woods	5	-	-	-	1	-	-	-	32
DeVion Warren	3	-	-	-	-	-	-	-	18
Rakeem Boyd	3	-	-	-	-	-	-	-	18
Blake Kern	2	-	-	-	-	-	-	-	12
KJ Jefferson	2	-	-	-	-	1-1	-	-	12
Grant Morgan	1	-	-	-	-	-	-	-	6
Feleipe Franks	1	-	-	0-1	-	0-2	-	-	6
Tyson Morris	1	-	-	-	-	-	-	-	6
Hudson Henry	1	-	-	-	-	-	-	-	6
Jalen Catalon	1	-	-	-	-	-	-	-	6
Greg Brooks Jr	1	-	-	-	-	-	-	-	6
M. Phillips	-	1-1	-	-	-	-	-	-	3
TEAM	-	-	0-1	-	-	-	-	-	0
Total	34	8-12	27-30	0-1	1	1-3	-	-	257
Opponents	43	15-16	42-42	1-1	-	-	-	1	349

Field Goals	fg	pct.	01-19	20-29	30-39	40-49	50-99	lg	blk
AJ Reed	7-11	63.6	0-0	4-5	2-2	1-4	0-0	48	1
M. Phillips	1-1	100.0	0-0	1-1	0-0	0-0	0-0	26	0

FG Sequence	Arkansas	Opponents
UGA	(25)	(38),(38)
Mississippi State	-	-
Auburn	(23)	(47),(25),34,(39)
Ole Miss	(23),(32)	-
Texas A&M	48,49,(34)	-
Tennessee	21,(48)	(50),(48)
Florida	-	-
LSU	(22),44	(49),(24)
Missouri	-	(51),(29),(37),(40),(32)
Alabama	(26)	(45)

Numbers in (parentheses) indicate field goal was made.

Total Offense	q	plays	rush	pass	total	avg/q
Feleipe Franks	10	343	204	2107	2311	231.1
Trelon Smith	10	134	710	0	710	71.0
KJ Jefferson	5	69	67	295	362	72.4
Rakeem Boyd	7	82	309	0	309	44.1
TJ Hammonds	8	14	101	0	101	12.6
Treylon Burks	9	19	75	0	75	8.3
DeVion Warren	7	5	35	0	35	5.0
Jack Lindsey	5	1	20	0	20	4.0
AMontae Spivey	5	4	11	0	11	2.2
Mike Woods	10	1	2	0	2	0.2
Malik Hornsby	1	2	-1	0	-1	-1.0
TEAM	5	4	-20	0	-20	-4.0
Total	10	678	1513	2402	3915	391.5
Opponents	10	799	1921	2596	4517	451.7

Punting	no.	yds	avg	lg	tb	fc	i20	50+	blk
Reid Bauer	39	1698	43.5	62	3	13	10	8	0
George Caratan	16	727	45.4	57	2	4	4	4	2
Sam Loy	5	176	35.2	44	0	3	1	0	0
TEAM	2	9	4.5	9	0	0	0	0	0
Total	62	2610	42.1	62	5	20	15	12	2
Opponents	42	1849	44.0	63	1	16	17	12	0

Kickoffs	no.	yds	avg	tb	ob	retn	net	ydln
Vito Calvaruso	48	3087	64.3	33	4			
AJ Reed	4	234	58.5	0	1			
Total	52	3321	63.9	33	5	24.6	41.4	23
Opponents	65	3891	59.9	43	2	17.4	40.9	24

ARKANSAS INDIVIDUAL STATISTICS

All Purpose	g	rush	rcv	pr	kr	ir	total	avg/g
Treyton Burks	9	75	820	4	0	0	899	99.9
Trelon Smith	10	710	159	0	0	0	869	86.9
Mike Woods	10	2	619	0	0	0	621	62.1
DeVion Warren	7	35	278	0	120	0	433	61.9
Rakeem Boyd	7	309	33	0	0	0	342	48.9
Feleipe Franks	10	204	0	0	0	0	204	20.4
Blake Kern	10	0	201	0	0	0	201	20.1
TJ Hammonds	8	101	63	0	0	0	164	20.5
Hudson Henry	6	0	92	0	0	0	92	15.3
Greg Brooks Jr	10	0	0	0	0	79	79	7.9
Trey Knox	10	0	70	0	0	0	70	7.0
KJ Jefferson	5	67	0	0	0	0	67	13.4
Tyson Morris	10	0	67	0	0	0	67	6.7
Nathan Parodi	8	0	0	14	37	0	51	6.4
Jalen Catalon	10	0	0	0	0	44	44	4.4
Joe Foucha	10	0	0	0	0	26	26	2.6
Grant Morgan	9	0	0	0	0	23	23	2.6
Jack Lindsey	5	20	0	0	0	0	20	4.0
Hudson Clark	9	0	0	0	0	18	18	2.0
AMontae Spivey	5	11	0	0	0	0	11	2.2
Malik Hornsby	1	-1	0	0	0	0	-1	-1.0
TEAM	5	-20	0	0	0	0	-20	-4.0
Total	10	1513	2402	18	157	190	4280	428.0
Opponents	10	1921	2596	263	345	104	5229	522.9

Punt Returns	no.	yds	avg	td	lg
Nathan Parodi	3	14	4.7	0	15
Treyton Burks	1	4	4.0	0	4
Total	4	18	4.5	0	15
Opponents	23	263	11.4	2	84

Interceptions	no.	yds	avg	td	lg
Hudson Clark	3	18	6.0	0	18
Jalen Catalon	3	44	14.7	1	35
Joe Foucha	2	26	13.0	0	26
Greg Brooks Jr	2	79	39.5	1	69
Montaric Brown	1	0	0.0	0	0
Grant Morgan	1	23	23.0	1	23
Eric Gregory	1	0	0.0	0	0
Total	13	190	14.6	3	69
Opponents	6	104	17.3	1	38

Kick Returns	no.	yds	avg	td	lg
DeVion Warren	6	120	20.0	0	32
Nathan Parodi	3	37	12.3	0	18
Total	9	157	17.4	0	32
Opponents	14	345	24.6	0	48

Fumble Returns	no.	yds	avg	td	lg
Myles Slusher	1	7	7.0	0	7
Total	1	7	7.0	0	7
Opponents	2	35	17.5	1	35

ARKANSAS DEFENSIVE STATISTICS

#	Defensive Leaders	gp	Tackles				Sacks no-yds	Pass defense			Fumbles		blkd	
			ua	a	tot	tfl/yds		int-yds	brup	qbh	rcv-yds	ff	kick	saf
31	Grant Morgan	9	40	71	111	7.5-23	2.0-9	1-23	5	2
10	Bumper Pool	9	40	61	101	6.5-11	0.5-3	.	5	1
1	Jalen Catalon	10	51	48	99	2.0-7	.	3-44	4	.	1-0	2	.	.
7	Joe Foucha	10	18	42	60	3.0-6	1.0-1	2-26	3	.	1-0	1	.	.
1H	Hudson Clark	9	32	15	47	1.0-1	.	3-18	3
9	Greg Brooks Jr	10	22	17	39	3.0-7	.	2-79	1	2
42	J. Marshall	10	20	15	35	6.5-21	1.0-7	.	1	4	.	1	.	.
18	Myles Mason	8	11	22	33	0.5-0
21	Montaric Brown	8	20	11	31	2.0-7	.	1-0	6	.	.	1	.	.
50	Eric Gregory	9	12	15	27	3.0-22	2.5-21	1-0	.	1
27	Hayden Henry	10	14	11	25	3.0-11	1.0-8	.	1
93	Isaiah Nichols	9	6	18	24	0.5-1	0.5-1	.	1
15	Simeon Blair	9	10	13	23	.	.	.	2
56	Zach Williams	9	9	13	22	1.5-9	1.0-8	.	.	1
1C	Julius Coates	7	11	7	18	3.0-24	2.0-23	.	.	2	.	1	.	.
24	L. Bishop	10	8	9	17	1.0-2	.	.	2
0J	Jerry Jacobs	4	17	.	17	1.0-1
2	Myles Slusher	6	9	6	15	1.0-1	2-7	1	.	.
3T	Nick Turner	9	6	7	13
28	Andrew Parker	10	3	9	12
91	Taurean Carter	8	4	7	11	.	.	.	1
0	Khari Johnson	9	3	5	8	.	.	.	1
97	Xavier Kelly	9	3	5	8	1.0-2	1.0-2	.	.	2
90	Marcus Miller	3	3	4	7
5G	Dorian Gerald	6	3	2	5	1.5-20	1.5-20	.	.	1
11	Mataio Soli	9	1	4	5	0.5-0	.	.	.	1
37	Eric Thomas Jr	7	3	1	4	1.0-1
46	Nathan Bax	9	2	2	4
1	DeVion Warren	7	1	2	3
45	Jackson Woodard	4	.	2	2
9C	Vito Calvaruso	10	2	.	2
62	Brady Latham	10	2	.	2
32	Deon Edwards	5	1	1	2	1-0	.	.	.
70	Luke Jones	10	1	.	1
8	Mike Woods	10	1	.	1
87	Blake Kern	10	.	1	1
22	Trelon Smith	10	1	.	1
4	Malik Chavis	7	1	.	1
7K	Trey Knox	10	1	.	1
33	Karch Gardiner	1	1	.	1
89	Blayne Toll	6	.	1	1
48	Jordan Silver	10	.	1	1
Total		10	393	448	841	50-177	14-103	13-190	36	17	5-7	7	.	.
Opponents		10	376	278	654	65-261	34-186	6-104	28	28	7-35	10	4	1

BARRY ODOM IS A WIZARD

Defensive Coordinator and Broyles Award nominee Barry Odom has worked his magic on the Arkansas defense this year despite working with a group that lost three players from last year's defense that are now on active NFL rosters. Odom's defense is better in nearly every defensive category compared to last season's defense. The Hogs have forced the second-most turnovers in the SEC with 17 through the team's first nine games of an all SEC schedule, including 13 interceptions - the third-most in the FBS. Those 13 picks are more than Arkansas' total from the last two years (11) combined and the most for the program in a single season since 2009 when the team picked off 13 passes.

Stat	2020	2019
PPG	30.9	39.9
Total Yards	427.6	471.5
Rushing Yards	179.0	249.6
Red Zone	74%	86%
Third Down	43%	53%

*2019 stats from SEC games only, 2020 stats from first eight games



Barry Odom of Gryffindor

ARKANSAS INDIVIDUAL GAME HIGHS

Rushes	26	Trelon Smith at Missouri (Dec 05, 2020)
Yards Rushing	172	Trelon Smith at Missouri (Dec 05, 2020)
TD Rushes	3	Trelon Smith at Missouri (Dec 05, 2020)
Long Rush	83	Trelon Smith at Florida (Nov 14, 2020)
Pass attempts	36	Feleipe Franks vs UGA (Sep 26, 2020)
Pass completions	23	Feleipe Franks at Texas A&M (Oct 31, 2020)
Yards Passing	339	Feleipe Franks vs LSU (Nov 21, 2020)
TD Passes	4	Feleipe Franks at Auburn (Oct 10, 2020)
Long Pass	82	Feleipe Franks at Florida (Nov 14, 2020)
Receptions	11	Treyton Burks vs Ole Miss (Oct 17, 2020)
Yards Receiving	206	Treyton Burks at Missouri (Dec 05, 2020)
TD Receptions	2	DeVion Warren at Auburn (Oct 10, 2020)
	2	Treyton Burks at Texas A&M (Oct 31, 2020)
	2	Mike Woods at Florida (Nov 14, 2020)
Long Reception	82	Mike Woods at Florida (Nov 14, 2020)
Field Goals	2	AJ Reed vs Ole Miss (Oct 17, 2020)
Long Field Goal	48	AJ Reed vs Tennessee (Nov 07, 2020)
Punts	7	George Caratan at Mississippi State (Oct 03, 2020)
	7	Reid Bauer vs Ole Miss (Oct 17, 2020)
	7	Reid Bauer vs LSU (Nov 21, 2020)
Punting Avg	49.6	George Caratan vs UGA (Sep 26, 2020)
Long Punt	62	Reid Bauer vs Ole Miss (Oct 17, 2020)
Punts inside 20	3	George Caratan at Mississippi State (Oct 03, 2020)
Long Punt Return	15	Nathan Parodi vs Alabama (Dec 12, 2020)
Long Kickoff Return	32	DeVion Warren at Florida (Nov 14, 2020)
Tackles	20	Bumper Pool at Mississippi State (Oct 03, 2020)
Sacks	1.5	Dorian Gerald vs UGA (Sep 26, 2020)
Tackles For Loss	3.0	Grant Morgan vs Ole Miss (Oct 17, 2020)
	3.0	Bumper Pool at Texas A&M (Oct 31, 2020)
Interceptions	3	Hudson Clark vs Ole Miss (Oct 17, 2020)

ARKANSAS TEAM GAME HIGHS

Rushes	50	at Missouri (Dec 05, 2020)
Yards Rushing	292	at Missouri (Dec 05, 2020)
Yards Per Rush	6.5	at Florida (Nov 14, 2020)
TD Rushes	4	at Missouri (Dec 05, 2020)
Pass attempts	39	vs UGA (Sep 26, 2020)
Pass completions	23	at Texas A&M (Oct 31, 2020)
Yards Passing	339	vs LSU (Nov 21, 2020)
Yards Per Pass	13.2	at Florida (Nov 14, 2020)
TD Passes	4	at Auburn (Oct 10, 2020)
Total Plays	84	at Missouri (Dec 05, 2020)
Total Offense	566	at Missouri (Dec 05, 2020)
Yards Per Play	9.0	at Florida (Nov 14, 2020)
Points	48	at Missouri (Dec 05, 2020)
Sacks By	3	vs UGA (Sep 26, 2020)
	3	at Auburn (Oct 10, 2020)
First Downs	34	at Missouri (Dec 05, 2020)
Penalties	11	at Missouri (Dec 05, 2020)
Penalty Yards	95	at Missouri (Dec 05, 2020)
Turnovers	4	vs Alabama (Dec 12, 2020)
Interceptions By	6	vs Ole Miss (Oct 17, 2020)
Punts	9	vs UGA (Sep 26, 2020)
Punting Avg	47.4	vs LSU (Nov 21, 2020)
Long Punt	62	vs Ole Miss (Oct 17, 2020)
Punts inside 20	4	at Mississippi State (Oct 03, 2020)
Long Punt Return	15	vs Alabama (Dec 12, 2020)

OPPONENT INDIVIDUAL GAME HIGHS

Rushes	31	Gray,E., vs Tennessee (Nov 07, 2020)
Yards Rushing	185	Larry Rountree, at Missouri (Dec 05, 2020)
TD Rushes	3	Larry Rountree, at Missouri (Dec 05, 2020)
	3	B. Robinson Jr., vs Alabama (Dec 12,2020)
Long Rush	80	Jase McClellan, vs Alabama (Dec 12,2020)
Pass attempts	59	K.J. Costello, at Mississippi State (Oct 03, 2020)
Pass completions	43	K.J. Costello, at Mississippi State (Oct 03, 2020)
Yards Passing	380	Connor Bazalak, at Missouri (Dec 05, 2020)
TD Passes	6	Trask,K., at Florida (Nov 14,2020)
Long Pass	43	Trask,K., at Florida (Nov 14,2020)
Receptions	11	Elijah Moore, vs Ole Miss (Oct 17, 2020)
Yards Receiving	113	Elijah Moore, vs Ole Miss (Oct 17, 2020)
	113	Keke Chism, at Missouri (Dec 05, 2020)
TD Receptions	2	J Wydermyer, at Texas A&M (Oct 31, 2020)
	2	Grimes,T., at Florida (Nov 14,2020)
	2	Zipperer,K., at Florida (Nov 14,2020)
Long Reception	43	Henderson,X., at Florida (Nov 14,2020)
Field Goals	5	Harrison Mevis, at Missouri (Dec 05, 2020)
Long Field Goal	51	Harrison Mevis, at Missouri (Dec 05, 2020)
Punts	7	Jake Camarda, vs UGA (Sep 26, 2020)
	7	Z.Von Rosenberg, vs LSU (Nov 21, 2020)
Punting Avg	49.9	Jake Camarda, vs UGA (Sep 26, 2020)
Long Punt	63	Jake Camarda, vs UGA (Sep 26, 2020)
Punts inside 20	5	Jake Camarda, vs UGA (Sep 26, 2020)
	5	Z.Von Rosenberg, vs LSU (Nov 21, 2020)
Long Punt Return	84	DeVonta Smith, vs Alabama (Dec 12,2020)
Long Kickoff Return	48	Kenny McIntosh, vs UGA (Sep 26, 2020)
Tackles	13	Erroll Thompson, at Mississippi State (Oct 03, 2020)
	13	Zakoby McClain, at Auburn (Oct 10, 2020)
	13	Ryder Anderson, vs Ole Miss (Oct 17, 2020)
	13	Devin Nicholson, at Missouri (Dec 05, 2020)
Sacks	2.0	Bennett,K., vs Tennessee (Nov 07, 2020)
	2.0	Andre Anthony, vs LSU (Nov 21, 2020)
	2.0	W. Anderson Jr., vs Alabama (Dec 12,2020)
	2.0	C. Barmore, vs Alabama (Dec 12,2020)
Tackles For Loss	2.5	Diabate,M., at Florida (Nov 14,2020)
Interceptions	2	R. LeCounte, vs UGA (Sep 26, 2020)

OPPONENT TEAM GAME HIGHS

Rushes	53	vs Ole Miss (Oct 17, 2020)
Yards Rushing	273	at Missouri (Dec 05, 2020)
Yards Per Rush	7.2	at Missouri (Dec 05, 2020)
TD Rushes	6	vs Alabama (Dec 12,2020)
Pass attempts	60	at Mississippi State (Oct 03, 2020)
Pass completions	43	at Mississippi State (Oct 03, 2020)
Yards Passing	385	at Florida (Nov 14,2020)
Yards Per Pass	10.1	at Florida (Nov 14,2020)
TD Passes	7	at Florida (Nov 14,2020)
Total Plays	91	vs Ole Miss (Oct 17, 2020)
	91	vs LSU (Nov 21, 2020)
Total Offense	653	at Missouri (Dec 05, 2020)
Yards Per Play	7.5	at Missouri (Dec 05, 2020)
Points	63	at Florida (Nov 14,2020)
Sacks By	8	vs Alabama (Dec 12,2020)
First Downs	37	at Missouri (Dec 05, 2020)
Penalties	12	vs UGA (Sep 26, 2020)
Penalty Yards	108	vs UGA (Sep 26, 2020)
Turnovers	7	vs Ole Miss (Oct 17, 2020)
Interceptions By	3	vs UGA (Sep 26, 2020)
Punts	7	vs UGA (Sep 26, 2020)
	7	vs LSU (Nov 21, 2020)
Punting Avg	49.9	vs UGA (Sep 26, 2020)
Long Punt	63	vs UGA (Sep 26, 2020)
Punts inside 20	5	vs UGA (Sep 26, 2020)
	5	vs LSU (Nov 21, 2020)
Long Punt Return	84	vs Alabama (Dec 12,2020)

ARKANSAS 3RD-DOWN CONVERSIONS

Date	Opponent	Score	Overall	1st Qtr	2nd Qtr	3rd Qtr	4th Qtr	Overtime
Sep 26, 2020	UGA	L 10-37	3-14 21.4	1-4 25.0	1-4 25.0	1-3 33.3	0-3 0.0	
Oct 03, 2020	at Mississippi State	W 21-14	5-14 35.7	0-1 0.0	3-6 50.0	1-2 50.0	1-5 20.0	
Oct 10, 2020	at Auburn	L 28-30	6-15 40.0	0-4 0.0	2-4 50.0	2-2 100.0	2-5 40.0	
Oct 17, 2020	OLE MISS	W 33-21	6-17 35.3	1-4 25.0	3-8 37.5	0-1 0.0	2-4 50.0	
Oct 31, 2020	at Texas A&M	L 31-42	3-11 27.3	2-3 66.7	0-3 0.0	0-2 0.0	1-3 33.3	
Nov 07, 2020	TENNESSEE	W 24-13	9-17 52.9	0-1 0.0	3-6 50.0	6-7 85.7	0-3 0.0	
Nov 14, 2020	at Florida	L 35-63	3-9 33.3	1-2 50.0	0-2 0.0	1-3 33.3	1-2 50.0	
Nov 21, 2020	LSU	L 24-27	0-10 0.0	0-3 0.0	0-2 0.0	0-1 0.0	0-4 0.0	
Dec 05, 2020	at Missouri	L 48-50	6-14 42.9	0-2 0.0	2-3 66.7	2-4 50.0	2-5 40.0	
Dec 12, 2020	ALABAMA	L 3-52	5-15 33.3	1-5 20.0	0-2 0.0	2-3 66.7	2-5 40.0	
Arkansas			46-136 33.8	6-29 20.7	14-40 35.0	15-28 53.6	11-39 28.2	0-0 0.0
Opponents			74-158 46.8	18-43 41.9	21-41 51.2	20-37 54.1	15-37 40.5	0-0 0.0

ARKANSAS 4TH-DOWN CONVERSIONS

Date	Opponent	Score	Overall	1st Qtr	2nd Qtr	3rd Qtr	4th Qtr	Overtime
Sep 26, 2020	UGA	L 10-37	0-1 0.0	0-0 0.0	0-0 0.0	0-0 0.0	0-1 0.0	
Oct 03, 2020	at Mississippi State	W 21-14	0-1 0.0	0-0 0.0	0-1 0.0	0-0 0.0	0-0 0.0	
Oct 10, 2020	at Auburn	L 28-30	1-1 100.0	0-0 0.0	0-0 0.0	0-0 0.0	1-1 100.0	
Oct 17, 2020	OLE MISS	W 33-21	1-1 100.0	1-1 100.0	0-0 0.0	0-0 0.0	0-0 0.0	
Oct 31, 2020	at Texas A&M	L 31-42	1-2 50.0	0-0 0.0	1-1 100.0	0-0 0.0	0-1 0.0	
Nov 07, 2020	TENNESSEE	W 24-13	0-0 0.0	0-0 0.0	0-0 0.0	0-0 0.0	0-0 0.0	
Nov 14, 2020	at Florida	L 35-63	0-1 0.0	0-0 0.0	0-1 0.0	0-0 0.0	0-0 0.0	
Nov 21, 2020	LSU	L 24-27	1-1 100.0	0-0 0.0	0-0 0.0	0-0 0.0	1-1 100.0	
Dec 05, 2020	at Missouri	L 48-50	3-3 100.0	1-1 100.0	1-1 100.0	0-0 0.0	1-1 100.0	
Dec 12, 2020	ALABAMA	L 3-52	0-0 0.0	0-0 0.0	0-0 0.0	0-0 0.0	0-0 0.0	
Arkansas			7-11 63.6	2-2 100.0	2-4 50.0	0-0 0.0	3-5 60.0	0-0 0.0
Opponents			14-24 58.3	4-7 57.1	4-6 66.7	4-5 80.0	2-6 33.3	0-0 0.0

ARKANSAS TIME OF POSSESSION

Date	Opponent	Score	Overall	1st Qtr	2nd Qtr	3rd Qtr	4th Qtr	Overtime
Sep 26, 2020	UGA	L 10-37	24:14	6:08	5:48	7:11	5:07	
Oct 03, 2020	at Mississippi State	W 21-14	23:40	1:03	9:43	5:26	7:28	
Oct 10, 2020	at Auburn	L 28-30	27:42	7:04	6:25	5:30	8:43	
Oct 17, 2020	OLE MISS	W 33-21	30:29	7:56	9:26	5:05	8:02	
Oct 31, 2020	at Texas A&M	L 31-42	27:01	6:24	6:19	7:24	6:54	
Nov 07, 2020	TENNESSEE	W 24-13	27:01	2:21	7:43	9:47	7:10	
Nov 14, 2020	at Florida	L 35-63	21:12	4:32	3:54	7:21	5:25	
Nov 21, 2020	LSU	L 24-27	18:17	3:49	4:19	3:26	6:43	
Dec 05, 2020	at Missouri	L 48-50	26:28	5:05	6:36	4:46	10:01	
Dec 12, 2020	ALABAMA	L 3-52	26:45	8:42	3:44	3:29	10:50	
Arkansas			Total 252:49	53:04	63:57	59:25	76:23	0:00
			Avg. 25:16	5:18	6:23	5:56	7:38	0:00
Opponents			Total 347:11	96:56	86:03	90:35	73:37	0:00
			Avg. 34:43	9:41	8:36	9:03	7:21	0:00

ARKANSAS PASSING GAME-BY-GAME STATISTICS

#13 Feleipe Franks	Comp	Att	Int	Pct	Yards	TD	Long	Sacked	Effic
UGA	19	36	2	52.8	200	1	49	1-5	97.50
Mississippi State	20	28	0	71.4	212	2	52	3-13	158.60
Auburn	22	30	0	73.3	318	4	44	3-10	206.37
Ole Miss	21	34	1	61.8	244	1	55	3-11	125.87
Texas A&M	23	31	0	74.2	239	3	36	4-18	170.89
Tennessee	18	24	0	75.0	215	3	59	4-28	191.50
Florida	15	19	0	78.9	250	2	82	3-16	224.21
LSU	17	26	1	65.4	339	1	65	2-12	179.91
Alabama	8	10	0	80.0	90	0	24	7-42	155.60
TOTALS	163	238	4	68.5	2107	17	82	30-155	163.06

#1K KJ Jefferson	Comp	Att	Int	Pct	Yards	TD	Long	Sacked	Effic
UGA	1	2	0	50.0	3	0	3	1-11	62.60
Missouri	18	33	0	54.5	274	3	68	1-7	154.29
Alabama	1	6	0	16.7	18	0	18	1-7	41.87
TOTALS	20	41	0	48.8	295	3	68	4-31	133.37

#1W DeVion Warren	Comp	Att	Int	Pct	Yards	TD	Long	Sacked	Effic
Tennessee	0	1	0	0.0	0	0	0	0-0	0.00
TOTALS	0	1	0	0.0	0	0	0	0-0	0.00

#16 Treyton Burks	Comp	Att	Int	Pct	Yards	TD	Long	Sacked	Effic
UGA	0	1	1	0.0	0	0	0	0-0	-200.00
Texas A&M	0	1	0	0.0	0	0	0	0-0	0.00
Missouri	0	1	0	0.0	0	0	0	0-0	0.00
Alabama	0	1	1	0.0	0	0	0	0-0	-200.00
TOTALS	0	4	2	0.0	0	0	0	0-0	-100.00

ARKANSAS RUSHING/RECEIVING GAME-BY-GAME STATISTICS

RUSHING	No-Yds/TD	UGA	MS	AU	OM	TAMU	UT	UF	LSU	MU	UA
Trelon Smith RB	134-710/5	6-38/0	14-48/0	21-81/0	15-54/0	5-30/0	9-72/0	8-118/1	11-28/1	26-172/3	19-69/0
Rakeem Boyd RB	82-309/3	11-21/0	8-28/0	-	14-39/1	18-100/1	19-65/0	12-56/1	DNP	DNP	DNP
Feleipe Franks QB	105-204/1	5-13/0	8-8/0	15-28/0	14-16/0	16-91/0	14-18/0	6-12/0	14-43/1	-	13-25/0
TJ Hammonds WR	14-101/0	1-14/0	-	-	DNP	DNP	-	1-9/0	1-29/0	6-52/0	5-25/0
Treyton Burks WR	15-75/0	1-3/0	-	DNP	4-46/0	3-1/0	1-2/0	2-5/0	1-4/0	3-14/0	-
KJ Jefferson QB	28-67/2	4-16/0	2-0/0	DNP	DNP	DNP	DNP	3-8/1	DNP	13-32/1	6-11/0
DeVion Warren WR	4-35/0	-	2-6/0	-	-	-	2-41/0	-	DNP	DNP	DNP
Jack Lindsey QB	1-20/0	DNP	DNP	DNP	DNP	-	-	DNP	-	1-20/0	-
AMontae Spivey RB	4-11/0	-	DNP	4-11/0	-	-	DNP	-	DNP	DNP	DNP
Mike Woods WR	1-2/0	-	-	-	-	-	-	-	-	1-2/0	-
Malik Hornsby QB	2-1/0	DNP	DNP	2-1/0	DNP	DNP	DNP	DNP	DNP	DNP	DNP
TEAM	4-20/0	-	3-15/0	-	1-5/0	DNP	DNP	DNP	DNP	DNP	-

RECEIVING	No-Yds/TD	UGA	MS	AU	OM	TAMU	UT	UF	LSU	MU	UA
Treyton Burks WR	51-820/7	7-102/1	1-10/0	DNP	11-137/1	7-117/2	5-95/1	3-47/0	5-90/1	10-206/1	2-16/0
Mike Woods WR	32-619/5	3-40/0	3-29/0	6-81/1	2-35/0	4-35/0	3-64/1	2-129/2	4-140/0	2-23/1	3-43/0
DeVion Warren WR	15-278/3	1-28/0	4-100/1	5-95/2	1-8/0	1-22/0	1-8/0	2-17/0	DNP	DNP	DNP
Blake Kern TE	20-201/2	1-9/0	-	4-59/0	1-3/0	2-21/0	3-40/1	4-31/0	2-17/0	1-2/1	2-19/0
Trelon Smith RB	22-159/1	3-13/0	5-22/0	6-78/1	-	1-1/0	2-7/0	1-8/0	2-19/0	1-1/0	1-24/0
Hudson Henry TE	16-92/1	-	4-20/1	DNP	2-22/0	6-33/0	3-16/0	DNP	1-1/0	DNP	DNP
Trey Knox WR	7-70/0	1-3/0	3-31/0	0-1/0	-	-	-	-	1-9/0	1-22/0	1-6/0
Tyson Morris WR	7-67/1	-	-	1-6/0	2-32/0	1-1/1	-	1-8/0	1-12/0	1-8/0	-
TJ Hammonds WR	3-63/0	-	-	-	DNP	DNP	-	-	1-51/0	2-12/0	-
Rakeem Boyd RB	10-33/0	4-8/0	-	-	2-7/0	1-9/0	1-1/0	2-10/0	DNP	DNP	DNP

ARKANSAS RETURNS GAME-BY-GAME STATISTICS

PUNT RETURNS	No-Yds	UGA	MS	AU	OM	TAMU	UT	UF	LSU	MU	UA
Nathan Parodi	3-14	DNP	1-1	-	DNP	-	-	-	-	1-0	1-15
Treyton Burks	1-4	-	-	DNP	-	-	1-4	-	-	-	-

KICK RETURNS	No-Yds	UGA	MS	AU	OM	TAMU	UT	UF	LSU	MU	UA
DeVion Warren	6-120	1-10	-	-	-	-	1-26	4-84	DNP	DNP	DNP
Nathan Parodi	3-37	DNP	-	-	DNP	-	-	1-12	-	1-7	1-18

INT. RETURNS	No-Yds	UGA	MS	AU	OM	TAMU	UT	UF	LSU	MU	UA
Hudson Clark	3-18	DNP	-	-	3-18	-	-	-	-	-	-
Jalen Catalon	3-44	-	-	-	1-35	-	1-0	1-9	-	-	-
Joe Foucha	2-26	-	2-26	-	-	-	-	-	-	-	-
Greg Brooks Jr	2-79	-	1-69	-	1-10	-	-	-	-	-	-
Grant Morgan	1-23	-	-	-	1-23	-	-	-	-	-	DNP
Montaric Brown	1-0	1-0	-	DNP	DNP	-	-	-	-	-	-
Eric Gregory	1-0	-	-	-	-	-	1-0	-	DNP	-	-

FUMBLE RETURNS	No-Yds	UGA	MS	AU	OM	TAMU	UT	UF	LSU	MU	UA
Myles Slusher	1-7	1-7	-	DNP	DNP	-	DNP	-	-	-	DNP

ARKANSAS TACKLES FOR LOSS GAME-BY-GAME STATISTICS

TACKLES FOR LOSS	UA-A	Total	UGA	MS	AU	OM	TAMU	UT	UF	LSU	MU	UA
Grant Morgan LB	5-5	7.5	-	0.5-1	-	3.0-10	1.5-3	-	-	1.5-6	1.0-3	DNP
J. Marshall DL	5-3	6.5	-	-	1.0-7	1.0-2	1.0-3	1.0-2	1.5-3	1.0-4	-	-
Bumper Pool LB	4-5	6.5	1.0-4	-	-	DNP	3.0-3	1.5-3	-	-	1.0-1	-
Joe Foucha DB	2-2	3.0	-	0.5-1	-	-	-	1.0-1	0.5-1	-	1.0-3	-
Hayden Henry LB	3-0	3.0	-	-	1.0-8	2.0-3	-	-	-	-	-	-
Greg Brooks Jr DB	2-2	3.0	-	-	1.0-2	1.5-4	0.5-1	-	-	-	-	-
Eric Gregory DL	2-2	3.0	-	1.0-11	0.5-0	-	-	0.5-1	1.0-10	DNP	-	-
Julius Coates DL	3-0	3.0	-	DNP	-	1.0-10	-	1.0-1	-	DNP	1.0-13	DNP
Jalen Catalon DB	1-2	2.0	-	-	-	0.5-1	-	-	-	1.5-6	-	-
Montaric Brown DB	2-0	2.0	-	1.0-3	DNP	DNP	-	-	1.0-4	-	-	-
Zach Williams DL	1-1	1.5	1.5-9	-	-	-	-	-	-	DNP	-	-
Dorian Gerald DL	1-1	1.5	1.5-20	DNP	DNP	DNP	-	-	-	DNP	-	-
Xavier Kelly DL	1-0	1.0	-	-	-	-	-	1.0-2	-	DNP	-	-
Myles Slusher DB	1-0	1.0	-	-	DNP	DNP	-	DNP	-	1.0-1	-	DNP
Hudson Clark DB	1-0	1.0	DNP	-	-	-	-	-	-	-	1.0-1	-
L. Bishop DB	1-0	1.0	-	-	-	-	-	-	-	-	-	1.0-2
Jerry Jacobs DB	1-0	1.0	-	-	-	1.0-1	DNP	DNP	DNP	DNP	DNP	DNP
Eric Thomas Jr LB	1-0	1.0	DNP	DNP	DNP	-	-	-	-	1.0-1	-	-
Myles Mason DB	0-1	0.5	DNP	DNP	-	0.5-0	-	-	-	-	-	-
Mataio Soli DL	0-1	0.5	DNP	-	-	0.5-0	-	-	-	-	-	-
Isaiah Nichols DL	0-1	0.5	-	-	0.5-1	-	-	-	-	DNP	-	-

ARKANSAS SACKS GAME-BY-GAME STATISTICS

SACKS	UA-A	Total	UGA	MS	AU	OM	TAMU	UT	UF	LSU	MU	UA
Eric Gregory DL	2-1	2.5	-	1.0-11	0.5-0	-	-	-	1.0-10	DNP	-	-
Grant Morgan LB	2-0	2.0	-	-	-	1.0-4	-	-	-	1.0-5	-	DNP
Julius Coates DL	2-0	2.0	-	DNP	-	1.0-10	-	-	-	DNP	1.0-13	DNP
Dorian Gerald DL	1-1	1.5	1.5-20	DNP	DNP	DNP	-	-	-	DNP	-	-
Hayden Henry LB	1-0	1.0	-	-	1.0-8	-	-	-	-	-	-	-
Zach Williams DL	1-0	1.0	1.0-8	-	-	-	-	-	-	DNP	-	-
Xavier Kelly DL	1-0	1.0	-	-	-	-	-	1.0-2	-	DNP	-	-
Joe Foucha DB	1-0	1.0	-	-	-	-	-	1.0-1	-	-	-	-
J. Marshall DL	1-0	1.0	-	-	1.0-7	-	-	-	-	-	-	-
Bumper Pool LB	0-1	0.5	0.5-3	-	-	DNP	-	-	-	-	-	-
Isaiah Nichols DL	0-1	0.5	-	-	0.5-1	-	-	-	-	DNP	-	-

ARKANSAS TOTAL TACKLES GAME-BY-GAME STATISTICS

Total Tackles	UA-A	Total	UGA	MS	AU	OM	TAMU	UT	UF	LSU	MU	UA
Grant Morgan LB	40-71	111	4-9	4-11	0-5	5-14	3-3	5-7	7-8	7-12	5-2	DNP
Bumper Pool LB	40-61	101	5-6	7-13	4-1	DNP	5-9	6-8	2-5	2-9	5-1	4-9
Jalen Catalon DB	51-48	99	7-2	9-4	10-4	3-6	1-0	6-6	4-8	5-11	3-0	3-7
Joe Foucha DB	18-42	60	2-1	0-2	1-4	2-8	2-2	1-7	2-7	3-5	4-1	1-5
Hudson Clark DB	32-15	47	DNP	1-1	7-0	3-2	7-2	1-2	5-2	0-4	8-2	-
Greg Brooks Jr DB	22-17	39	1-1	3-2	4-0	4-3	2-3	1-2	1-2	1-4	5-0	-
J. Marshall DL	20-15	35	1-1	2-1	4-2	3-2	3-0	0-4	2-1	3-1	1-0	1-3
Myles Mason DB	11-22	33	DNP	DNP	-	2-7	1-0	-	1-3	3-6	1-1	3-5
Montaric Brown DB	20-11	31	3-0	3-0	DNP	DNP	2-1	0-1	3-2	3-2	4-1	2-4
Eric Gregory DL	12-15	27	0-3	1-2	4-2	1-0	-	2-3	2-2	DNP	0-2	2-1
Hayden Henry LB	14-11	25	1-0	2-1	1-3	6-2	1-0	0-3	-	-	2-0	1-2
Isaiah Nichols DL	6-18	24	0-3	0-1	1-2	-	0-2	1-2	1-2	DNP	2-1	1-5
Simeon Blair DB	10-13	23	1-2	1-5	1-0	-	4-2	0-1	-	DNP	2-1	1-2
Zach Williams DL	9-13	22	3-4	2-4	2-2	1-1	-	0-1	0-1	DNP	1-0	-
Julius Coates DL	11-7	18	1-0	DNP	1-0	2-2	1-0	3-3	0-2	DNP	3-0	DNP
L. Bishop DB	8-9	17	0-1	2-1	-	0-1	0-1	-	0-1	1-1	1-0	4-3
Jerry Jacobs DB	17-0	17	7-0	4-0	2-0	4-0	DNP	DNP	DNP	DNP	DNP	DNP
Myles Slusher DB	9-6	15	-	1-2	DNP	DNP	1-2	DNP	2-2	5-0	-	DNP
Nick Turner DB	6-7	13	-	DNP	1-2	0-2	-	-	0-1	-	-	5-2
Andrew Parker LB	3-9	12	1-0	-	-	0-2	-	1-1	1-2	-	-	0-4
Taurean Carter DL	4-7	11	0-2	DNP	-	DNP	1-0	0-3	1-0	1-2	-	1-0
Khari Johnson DB	3-5	8	-	-	1-3	1-0	-	-	1-2	DNP	-	DNP
Xavier Kelly DL	3-5	8	-	0-2	0-2	-	0-1	1-0	-	DNP	2-0	-
Marcus Miller DL	3-4	7	DNP	DNP	DNP	DNP	DNP	DNP	-	2-4	DNP	1-0
Dorian Gerald DL	3-2	5	2-2	DNP	DNP	DNP	1-0	-	-	DNP	-	-
Mataio Soli DL	1-4	5	DNP	-	-	0-3	1-0	-	-	0-1	-	-
Eric Thomas Jr LB	3-1	4	DNP	DNP	DNP	0-1	-	-	-	2-0	1-0	-
Nathan Bax	2-2	4	DNP	-	-	1-0	0-1	-	-	1-0	-	0-1
DeVion Warren	1-2	3	0-1	-	-	1-1	-	-	-	DNP	DNP	DNP
Jackson Woodard LB	0-2	2	DNP	DNP	DNP	0-1	-	DNP	0-1	-	DNP	DNP
Vito Calvaruso	2-0	2	2-0	-	-	-	-	-	-	-	-	-
Brady Latham	2-0	2	-	-	-	1-0	-	-	-	-	-	1-0
Deon Edwards LB	1-1	2	DNP	-	-	DNP	DNP	-	DNP	DNP	-	1-1
Luke Jones	1-0	1	-	-	1-0	-	-	-	-	-	-	-
Mike Woods	1-0	1	1-0	-	-	-	-	-	-	-	-	-
Blake Kern	0-1	1	-	-	-	0-1	-	-	-	-	-	-
Trelon Smith	1-0	1	-	-	-	-	-	-	-	1-0	-	-
Malik Chavis DB	1-0	1	DNP	-	DNP	DNP	-	-	1-0	-	-	-
Trey Knox	1-0	1	1-0	-	-	-	-	-	-	-	-	-
Karch Gardiner	1-0	1	DNP	1-0	DNP	DNP	DNP	DNP	DNP	DNP	DNP	DNP
Blayne Toll	0-1	1	DNP	-	-	0-1	-	-	-	DNP	DNP	DNP
Jordan Silver	0-1	1	-	-	-	-	0-1	-	-	-	-	-

ARKANSAS FUMBLES GAME-BY-GAME STATISTICS

FUMBLES	No-Lost	UGA	MS	AU	OM	TAMU	UT	UF	LSU	MU	UA
Feleipe Franks QB	5-2	-	-	-	1-1	1-0	2-0	-	-	-	1-1
Trelon Smith RB	4-1	-	-	-	-	-	1-0	-	-	2-0	1-1
KJ Jefferson QB	2-2	-	1-1	DNP	DNP	DNP	DNP	-	DNP	-	1-1
TEAM	2-0	1-0	-	-	-	DNP	DNP	DNP	DNP	DNP	1-0
Blake Kern TE	1-0	-	-	-	-	-	1-0	-	-	-	-
TJ Hammonds WR	1-0	1-0	-	-	DNP	DNP	-	-	-	-	-
DeVion Warren WR	1-1	-	1-1	-	-	-	-	-	DNP	DNP	DNP
Rakeem Boyd RB	1-1	-	-	-	-	-	-	1-1	DNP	DNP	DNP

FUMBLES FORCED	Number	UGA	MS	AU	OM	TAMU	UT	UF	LSU	MU	UA
Jalen Catalon	2	1	-	-	-	-	1	-	-	-	-
Julius Coates	1	-	DNP	-	-	-	-	-	DNP	1	DNP
Myles Slusher	1	-	-	DNP	DNP	-	DNP	-	1	-	DNP
Joe Foucha	1	-	-	-	-	-	-	-	1	-	-
Montaric Brown	1	-	-	DNP	DNP	-	-	-	1	-	-
J. Marshall	1	-	-	-	-	-	-	-	-	-	1

FUMBLES RECOVERED	Number	UGA	MS	AU	OM	TAMU	UT	UF	LSU	MU	UA
Myles Slusher	2	1	-	DNP	DNP	-	DNP	-	1	-	DNP
Deon Edwards	1	DNP	1	-	DNP	DNP	-	DNP	DNP	-	-
Jalen Catalon	1	-	-	-	1	-	-	-	-	-	-
Joe Foucha	1	-	-	-	-	-	-	-	-	-	1

TEXAS BOWL: TCU


ALL-TIME ARKANSAS BOWLS



1934 DIXIE CLASSIC
Jan. 1, 1934
Dallas, Texas
Centenary, T 7-7



1947 COTTON BOWL
Jan. 1, 1947
Dallas, Texas
LSU, T 0-0



1948 DIXIE BOWL
Jan. 1, 1948
Birmingham, Ala.
William & Mary, W 21-19



1955 COTTON BOWL
Jan. 1, 1955
Dallas, Texas
Georgia Tech, L 14-6



1960 GATOR BOWL
Jan. 2, 1960
Jacksonville, Fla.
Georgia Tech, W 14-7




1961 COTTON BOWL
Jan. 1, 1961
Dallas, Texas
Duke, L 7-6




1962 SUGAR BOWL
Jan. 1, 1962
New Orleans, La.
Alabama, L 10-3



1963 SUGAR BOWL
Jan. 1, 1963
New Orleans, La.
Ole Miss, L 17-13



1965 COTTON BOWL
Jan. 1, 1965
Dallas, Texas
Nebraska, W 10-7



1966 COTTON BOWL
Jan. 1, 1966
Dallas, Texas
LSU, L 14-7



1969 SUGAR BOWL
Jan. 1, 1969
New Orleans, La.
Georgia, W 16-2



1970 SUGAR BOWL
Jan. 1, 1970
New Orleans, La.
Ole Miss, L 27-22



1971 LIBERTY BOWL
Dec. 20, 1971
Memphis, Tenn.
Tennessee, L 14-13



1976 COTTON BOWL
Jan. 1, 1976
Dallas, Texas
Georgia, W 31-10




1978 ORANGE BOWL
Jan. 2, 1978
Miami, Fla.
Oklahoma, W 31-6



1978 FIESTA BOWL
Dec. 25, 1978
Tempe, Ariz.
UCLA, T 10-10



1980 SUGAR BOWL
Jan. 1, 1980
New Orleans, La.
Alabama, L 24-9




1980 HALL OF FAME BOWL
Dec. 27, 1980
Birmingham, Ala.
Tulane, W 34-15



1981 GATOR BOWL
Dec. 28, 1981
Jacksonville, Fla.
North Carolina, L 31-27



1982 BLUEBONNET BOWL
Dec. 31, 1982
Houston, Texas
Florida, W 28-24




1984 LIBERTY BOWL
Dec. 27, 1984
Memphis, Tenn.
Auburn, L 21-15



1985 HOLIDAY BOWL
Dec. 22, 1985
San Diego, Calif.
Arizona State, W 18-17




1987 ORANGE BOWL
Jan. 1, 1987
Miami, Fla.
Oklahoma, L 42-8



1987 LIBERTY BOWL
Dec. 29, 1987
Memphis, Tenn.
Georgia, L 20-17




1989 COTTON BOWL
Dec. 2, 1989
Dallas, Texas
UCLA, L 17-3



1990 COTTON BOWL
Jan. 1, 1990
Dallas, Texas
Tennessee, L 31-27



1991 INDEPENDENCE BOWL
Dec. 29, 1991
Shreveport, La.
Georgia, L 24-15



1995 CARQUEST BOWL
Dec. 30, 1995
Miami, Fla.
North Carolina, L 20-10



1999 FLORIDA CITRUS BOWL
Jan. 1, 1999
Orlando, Fla.
Michigan, L 45-31



2000 COTTON BOWL
Jan. 1, 2000
Dallas, Texas
Texas, W 27-6




2000 LAS VEGAS BOWL
Dec. 21, 2000
Las Vegas, Nev.
UNLV, L 31-14



2002 COTTON BOWL
Jan. 1, 2002
Dallas, Texas
Oklahoma, L 10-3




2002 MUSIC CITY BOWL
Dec. 30, 2002
Nashville, Tenn.
Minnesota, L 29-14




2003 INDEPENDENCE BOWL
Dec. 31, 2003
Shreveport, La.
Missouri, W 27-14



2007 CAPITAL ONE BOWL
Jan. 1, 2007
Orlando, Fla.
Wisconsin, L 17-14



2008 COTTON BOWL
Jan. 1, 2008
Dallas, Texas
Missouri, L 38-7



2010 LIBERTY BOWL
Jan. 2, 2010
Memphis, Tenn.
E. Carolina, W 20-17 (OT)



2011 SUGAR BOWL
Jan. 4, 2011
New Orleans, La.
Ohio State, L 31-26^



2012 COTTON BOWL
Jan. 7, 2012
Arlington, Texas
Kansas State, W 29-16



2014 TEXAS BOWL
Dec. 29, 2014
Houston, Texas
Texas, W 31-7



2016 LIBERTY BOWL
Jan. 2, 2016
Memphis, Tenn.
Kansas State, W 45-23



2016 BELK BOWL
Dec. 29, 2016
Charlotte, N.C.
Virginia Tech, L 35-24

OVERALL BOWL RECORD: 15-24-3 ^Ohio State later vacated win due to NCAA penalty

TEXAS BOWL: TCU

ARKANSAS BOWL RECORDS

INDIVIDUAL

MOST CARRIES

Marius Johnson North Carolina 1995 Carquest Bowl 29

MOST YARDS GAINED RUSHING

Roland Sales Oklahoma 1978 Orange Bowl 205

LONGEST RUN FROM SCRIMMAGE

Felix Jones Wisconsin 2007 Capital One Bowl 76

Most Passes Attempted

Ryan Mallett Ohio State 2011 Sugar Bowl 47

MOST PASSES COMPLETED

Ryan Mallett Ohio State 2011 Sugar Bowl 24

MOST YARDS GAINED PASSING

Bill Montgomery Ole Miss 1970 Sugar Bowl 338

MOST TOUCHDOWN PASSES

Austin Allen	Virginia Tech	2016 Belk Bowl	2
Brandon Allen	Texas	2014 Texas Bowl	2
Tyler Wilson	Kansas State	2012 Cotton Bowl	2
Ryan Mallett	Ohio State	2011 Sugar Bowl	2
Robby Hampton	UNLV	2000 Las Vegas Bowl	2
Clint Stoerner	Michigan	1999 Florida Citrus Bowl	2
Brad Taylor	North Carolina	1981 Gator Bowl	2
Bill Montgomery	Ole Miss	1970 Sugar Bowl	2

MOST CONSECUTIVE PASSES COMPLETED

Austin Allen Virginia Tech 2016 Belk Bowl 11

LONGEST PASS COMPLETION

B. Gray-J. Lamb Ole Miss 1963 Sugar Bowl 68

MOST PASS RECEPTIONS

Chuck Dicus Georgia 1969 Sugar Bowl 12

MOST YARDS GAINED RECEIVING

Chuck Dicus	Ole Miss	1970 Sugar Bowl	171
Derek Holloway	North Carolina	1981 Gator Bowl	171

MOST TOUCHDOWN RECEPTIONS

32 players (last: Keon Hatcher 2016 Belk Bowl) 1

MOST PUNTING YARDS

Tom Murphy Centenary 1934 Dixie Classic 572

MOST PUNTS

Tom Murphy Centenary 1934 Dixie Classic 13

BEST PUNTING AVERAGE

Allen Meacham UCLA 1989 Cotton Bowl 49.2
(6 punts, 295 yards)

LONGEST PUNT

Allen Meacham UCLA 1989 Cotton Bowl 71

MOST INTERCEPTIONS

Austin Allen	Virginia Tech	2016 Belk Bowl	3
Louis Campbell	Tennessee	1971 Liberty Bowl	3

MOST INTERCEPTION RETURN YARDS

Mel McGaha William & Mary 1948 Dixie Bowl 70

LONGEST INTERCEPTION RETURN

Mel McGaha William & Mary 1948 Dixie Bowl 70

MOST ALL-PURPOSE YARDS

Alex Collins Kansas State 2016 Liberty Bowl 259
(25 plays, 185 yards rushing, 74 kick return yards)

MOST YARDS GAINED TOTAL OFFENSE

Bill Montgomery Ole Miss 1970 Sugar Bowl 360
(46 plays, 22 yards rushing, 338 yards passing)

MOST PUNT RETURNS

Reggie Fish Wisconsin 2007 Capital One Bowl 5
(15 yards)

MOST PUNT RETURN YARDS

Gary Anderson Tulane 1980 Hall of Fame Bowl 80

LONGEST PUNT RETURN

Gary Anderson Tulane 1980 Hall of Fame Bowl 80



RYAN MALLET broke the Arkansas bowl record for pass attempts and pass completions and tied the school record for most passing touchdowns in a bowl game at the 2011 Allstate Sugar Bowl against Ohio State.

MOST KICKOFF RETURNS

Felix Jones	Missouri	2008 Cotton Bowl	4
Dedrick Poole	Minnesota	2002 Music City Bowl	4
Steven Harris	UNLV	2000 Las Vegas Bowl	4
James Rouse	Georgia	1987 Liberty Bowl	4
Marshall Foreman	Oklahoma	1987 Orange Bowl	4
Lance Alworth	Alabama	1962 Sugar Bowl	4

MOST KICKOFF RETURN YARDS

Marshall Foreman Oklahoma 1987 Orange Bowl 92

LONGEST KICKOFF RETURN

Alex Collins Kansas State 2016 Liberty Bowl 68

MOST POINTS SCORED

Alex Collins Kansas State 2016 Liberty Bowl 18
(3 TDs)

MOST TOUCHDOWNS SCORED

Alex Collins Kansas State 2016 Liberty Bowl 3

MOST FIELD GOALS

Chris Balseiro Missouri 2003 Independence Bowl 4

MOST FIELD GOAL ATTEMPTS

Bob White Georgia 1969 Sugar Bowl 5

MOST PATS

Cole Hedlund Kansas State 2016 Liberty Bowl 6

MOST PAT ATTEMPTS

Cole Hedlund Kansas State 2016 Liberty Bowl 6

LONGEST SCORING RUN

Felix Jones Wisconsin 2007 Capital One Bowl 76

LONGEST SCORING PASS

B. Taylor-D. Holloway North Carolina 1981 Gator Bowl 66

LONGEST FIELD GOAL

Kendall Trainor UCLA 1989 Cotton Bowl 49

LONGEST SCORING INTERCEPTION RETURN

Mel McGaha William & Mary 1948 Dixie Bowl 70

LONGEST SCORING PUNT RETURN

Gary Anderson Tulane 1980 Hall of Fame Bowl 80

TEAM

MOST FIRST DOWNS

Tennessee 1990 Cotton Bowl 31

MOST FIRST DOWNS RUSHING

Florida 1982 Bluebonnet Bowl 22

MOST FIRST DOWNS PASSING

Kansas State	2016 Liberty Bowl	14
Ohio State	2011 Sugar Bowl	14

MOST FIRST DOWNS PENALTY

Georgia 1991 Independence Bowl 5

MOST YARDS RUSHING

Tulane 1980 Hall of Fame Bowl 383

MOST CARRIES

Tennessee 1990 Cotton Bowl 72

MOST YARDS PASSING

Ole Miss 1970 Sugar Bowl 338

MOST ATTEMPTS PASSING

Ohio State 2011 Sugar Bowl 47

MOST COMPLETIONS

Ohio State 2011 Sugar Bowl 24

MOST PASSES HAD INTERCEPTED

Oklahoma	1987 Orange Bowl	5
Georgia	1991 Independence Bowl	5

MOST TOUCHDOWN PASSES

Virginia Tech	2016 Belk Bowl	2
Texas	2014 Texas Bowl	2
Kansas State	2012 Cotton Bowl	2
Ohio State	2011 Sugar Bowl	2
Minnesota	2002 Music City Bowl	2
UNLV	2000 Las Vegas Bowl	2
Michigan	1999 Citrus Bowl	2
North Carolina	1981 Gator Bowl	2
Ole Miss	1970 Sugar Bowl	2

MOST YARDS TOTAL OFFENSE

Kansas State 2016 Kansas Bowl 569

MOST PLAYS TOTAL OFFENSE

Tennessee 1990 Cotton Bowl 94

MOST PENALTIES

Virginia Tech	2016 Belk Bowl	12
	(75 yards)	
Wisconsin	2007 Capital One Bowl	12
	(123 yards)	

MOST YARDS PENALIZED

Wisconsin 2007 Capital One Bowl 123
(12 penalties)

FEWEST PENALTIES

Tulane	1980 Hall of Fame Bowl	1
Alabama	1980 Sugar Bowl	1
LSU	1947 Cotton Bowl	1

FEWEST YARDS PENALIZED

LSU 1947 Cotton Bowl 5

MOST FUMBLES

Georgia 1976 Cotton Bowl 6

TEXAS BOWL: TCU

ARKANSAS BOWL RECORDS

MOST FUMBLES LOST			
Missouri	2008 Cotton Bowl	4	
MOST INTERCEPTIONS			
Tennessee	1971 Liberty Bowl	3	
Georgia	1969 Sugar Bowl	3	
MOST INTERCEPTION RETURN YARDS			
William & Mary	1948 Dixie Bowl	70	
MOST PUNT RETURNS			
Texas	2000 Cotton Bowl	6	
MOST PUNT RETURN YARDS			
Tulane	1980 Hall of Fame Bowl	80	
MOST KICKOFF RETURNS			
Missouri	2008 Cotton Bowl	7	
Minnesota	2002 Music City Bowl	7	
MOST KICKOFF RETURN YARDS			
Missouri	2008 Cotton Bowl	168	
MOST POINTS SCORED			
Kansas State	2016 Liberty Bowl	45	
FEWEST POINTS SCORED			
LSU	1947 Cotton Bowl	0	
MOST POINTS ALLOWED			
Michigan	1999 Citrus Bowl	45	
FEWEST POINTS ALLOWED			
LSU	1947 Cotton Bowl	0	
INDIVIDUAL (OPPONENT)			
MOST CARRIES			
Dominique Lindsay	East Carolina	2010 Liberty Bowl	33
MOST YARDS GAINED RUSHING			
Tony Temple	Missouri	2008 Cotton Bowl	281
MOST PASSES ATTEMPTED			
Nickie Hall	Tulane	1980 Hall of Fame Bowl	37
MOST PASSES COMPLETED			
Nate Hybl	Oklahoma	2002 Cotton Bowl	24
MOST YARDS GAINED PASSING			
Archie Manning	Ole Miss	1970 Sugar Bowl	273
MOST TOUCHDOWN PASSES			
Jason Thomas	UNLV	2000 Las Vegas Bowl	3
Bob Hewko	Florida	1982 Bluebonnet Bowl	3
MOST PASS RECEPTIONS			
Quentin Griffin	Oklahoma	2002 Cotton Bowl	9
MOST YARDS GAINED RECEIVING			
Tai Streets	Michigan	1999 Citrus Bowl	129
MOST TOUCHDOWN RECEPTIONS			
Dwayne Dixon	Florida	1982 Bluebonnet Bowl	3
MOST PUNTS			
Spike Jones	Georgia	1969 Sugar Bowl	10
MOST PUNTING YARDS			
Spike Jones	Georgia	1969 Sugar Bowl	386
MOST INTERCEPTIONS			
Pat Pinkney	East Carolina	2010 Liberty Bowl	2
John Stocco	Wisconsin	2007 Capital One Bowl	2
Michael Lehan	Minnesota	2002 Music City Bowl	2
Sonny Brown	Oklahoma	1987 Orange Bowl	2
George Wilson	Alabama	1962 Sugar Bowl	2
MOST INTERCEPTION YARDS RETURNED			
Ian Gold	Michigan	1999 Citrus Bowl	46
MOST ALL-PURPOSE YARDS			
Tony Temple	Missouri	2008 Cotton Bowl	281



ALEX COLLINS set Arkansas bowl records for most all-purpose yards, longest kickoff return, most points scored and most touchdowns in the Razorbacks' 45-23 win over Kansas State in the 2016 AutoZone Liberty Bowl.

MOST YARDS GAINED TOTAL OFFENSE			
Terrelle Pryor	Ohio State	2011 Sugar Bowl	336
MOST PUNT RETURNS			
Curtis Fagan	Oklahoma	2002 Cotton Bowl	7
MOST PUNT RETURN YARDS			
Troy Mason	UNLV	2000 Las Vegas Bowl	51
MOST POINTS SCORED			
Tony Temple	Missouri	2008 Cotton Bowl	24
MOST TOUCHDOWNS SCORED			
Tony Temple	Missouri	2008 Cotton Bowl	4
MOST FIELD GOALS MADE			
Dan Nystrom	Minnesota	2002 Music City Bowl	5
LONGEST FIELD GOAL			
Taylor Mehlhaff	Wisconsin	2007 Capital One Bowl	52
Cloyce Hinton	Ole Miss	1970 Sugar Bowl	52
LONGEST RUN FROM SCRIMMAGE			
Chuck Webb	Tennessee	1990 Cotton Bowl	78
LONGEST SCORING RUN			
Chuck Webb	Tennessee	1990 Cotton Bowl	78
LONGEST PASS COMPLETION			
A. Kelly-A. Morgan	Tennessee	1990 Cotton Bowl	84
LONGEST SCORING PASS			
A. Kelly-A. Morgan	Tennessee	1990 Cotton Bowl	84
LONGEST INTERCEPTION RETURN			
Eddie Brown	Tennessee	1971 Liberty Bowl	47

TEAM (OPPONENT)			
MOST RUSHING ATTEMPTS			
North Carolina	1981 Gator Bowl	65	
MOST NET YARDS RUSHING			
Missouri	2008 Cotton Bowl	323	
MOST PASSES COMPLETED			
Oklahoma	2002 Cotton Bowl	24	
Texas	2000 Cotton Bowl	24	
MOST YARDS PASSING			
Ole Miss	1970 Sugar Bowl	273	
MOST TOTAL OFFENSE YARDS			
Tennessee	1990 Cotton Bowl	470	
MOST PUNTS			
Centenary	1934 Dixie Classic	13	
MOST POINTS			
Michigan	1999 Citrus Bowl	45	
MOST FIELD GOALS MADE			
Minnesota	2002 Music City Bowl	5	
FEWEST FIRST DOWNS			
Texas	2014 Texas Bowl	7	
FEWEST FIRST DOWNS RUSHING			
Texas	2014 Texas Bowl	1	
Wisconsin	2007 Capital One Bowl	1	
FEWEST FIRST DOWNS PASSING			
Alabama	1962 Sugar Bowl	0	
MOST FUMBLES			
Georgia	1969 Sugar Bowl	7	
MOST FUMBLES LOST			
Georgia	1969 Sugar Bowl	5	
MOST PENALTIES			
UNLV	2000 Las Vegas Bowl	12	
Michigan	1999 Citrus Bowl	12	
MOST PENALTY YARDS			
UNLV	2000 Las Vegas Bowl	119	
FEWEST RUSHING ATTEMPTS			
Kansas State	2016 Liberty Bowl	22	
FEWEST NET YARDS RUSHING			
Texas	2000 Cotton Bowl	-27	
MOST YARDS LOST			
Georgia	1969 Sugar Bowl	96	
FEWEST PASSES COMPLETED			
Oklahoma	1987 Orange Bowl	2	
FEWEST TOTAL OFFENSE PLAYS			
Kansas State	2016 Liberty Bowl	47	
FEWEST TOTAL OFFENSE YARDS			
Nebraska	1965 Cotton Bowl	168	
FEWEST PASSES ATTEMPTED			
Oklahoma	1987 Orange Bowl	5	
FEWEST YARDS PASSING			
Alabama	1962 Sugar Bowl	20	

WEEKLY MEDIA SCHEDULE: MERCARI TEXAS BOWL WEEK

27 SUN	28 MON	29 TUES	30 WED	31 THURS	1 FRI	2 SAT
No media availability	Press Conference Noon Coach Pittman Student-Athletes via Zoom	No media availability	No media availability	Mercari Texas Bowl TCU Kickoff - 7 p.m. TV - ESPN Post Game Coach Pittman & Student-Athletes via Zoom	No media availability	No media availability

ARKANSAS COMMUNICATIONS



KYLE PARKINSON

Associate AD/Communications

Cell 479.387.4753

Email.....kparkin@uark.edu

Twitter@TheOtherKP



JACOB PAVILACK

Assistant Director/Communications

Cell479.463.0736

Email.....jlpavila@uark.edu

Twitter@JacobPavs

Office: 479-575-2751

Fax: 479-575-7481

Fayetteville Press Box: (479) 575-6622

Little Rock Press Box: (501) 663-0514

GAME CREDENTIAL REQUESTS

All requests for media and/or photo credentials must be made online at www.SportsSystems.com/Arkansas. Requests should be made at least two weeks in advance.

Credentials will not be mailed. They may be picked up beginning three hours prior to kickoff at the media will call station at the base of the elevator at both Donald W. Reynolds Razorback Stadium in Fayetteville and War Memorial Stadium in Little Rock. Photo identification is required when picking up credentials.

ARKANSAS FTP SITE

An FTP site is available for members of the media. For more information concerning the FTP site, contact Michelle Glover (miglover@uark.edu).

CollegePressBox.com

CollegePressBox.com is the official media website for SEC football. Access and download weekly game notes, quotes, statistics, media guides, headshots, logos, flip cards and more for each of the SEC's members. Login information will be distributed to accredited media or you can apply for a password by sending an email to password@collegepressbox.com.

SEC WEEKLY TELECONFERENCE

Head coach Sam Pittman will participate each week in the SEC teleconference of football coaches. The teleconferences will be conducted each Wednesday from Sept. 23 to Dec. 2 from 10 a.m. CT to 12:10 p.m. CT. For more information and the teleconference number, contact the SEC Media Relations Office at (205) 458-3000.

10:00 a.m.	Ed Orgeron, LSU
10:10 a.m.	Kirby Smart, Georgia
10:20 a.m.	Dan Mullen, Florida
10:30 a.m.	Derek Mason, Vanderbilt
10:40 a.m.	Nick Saban, Alabama
10:50 a.m.	Jeremy Pruitt, Tennessee
11:00 a.m.	Sam Pittman, Arkansas
11:10 a.m.	Elijah Drinkwitz, Missouri
11:20 a.m.	Lane Kiffin, Ole Miss
11:30 a.m.	Jimbo Fisher, Texas A&M
11:40 a.m.	Mark Stoops, Kentucky
11:50 a.m.	Mike Leach, Mississippi State
12:00 p.m.	Will Muschamp, South Carolina
12:10 p.m.	Gus Malzahn, Auburn

SAM PITTMAN LIVE

"Sam Pittman Live," Coach Pittman's weekly radio show presented by Lindsey and Westrock Coffee Company airs on Wednesday nights starting at 7 p.m. For the 11th straight year, the one-hour radio show will be broadcast live from the Catfish Hole. The show will be carried throughout the state of Arkansas on the Razorback Sports Network and locally in Fayetteville on 105.3 FM, 99.5, 92.1 FM and 1290 AM.

RAZORBACK FOOTBALL WITH SAM PITTMAN

"Razorback Football with Sam Pittman" is the official television coach's show of Razorback football. The one-hour show will air statewide and throughout the region on numerous television affiliates. A total of 12 shows will air throughout the season on the following stations: KATV (Sunday's at 10:30 p.m.), KFSM (Sunday at 10:30 p.m.) and KNXW (Sunday at 9:30 p.m.). The show will also be available regionally on Cox Sports Television on Wednesdays at 6 p.m. and Fox Sports Southwest on Tuesdays at 4 p.m.

RADIO AFFILIATES

Batesville.....	KWOZ-FM 103.3
Batesville.....	KBTA-AM 1340
Camden.....	KCXY-FM 95.3
Camden.....	KAMD-FM 97.1
Crossett.....	KAGH-AM 800
Crossett.....	KAGH-FM 104.9
De Queen.....	KDON-FM 92.1
DeWitt.....	KDEW-FM 97.3
El Dorado.....	KMRX-FM 96.1
Fayetteville.....	KAKS-FM 99.5
Fayetteville.....	KUOA-AM 1290
Fayetteville.....	KOSM-FM 92.1
Fayetteville.....	KUOA-FM 95.3
Fayetteville.....	KBVA-FM HD3 106.5
Forrest City.....	KBFC-FM 93.5
Fort Smith.....	KERX-FM 95.3
Glenwood.....	KHGZ-AM 670
Glenwood.....	KHGZ-FM 98.9
Hot Springs/Mena.....	KTTG-FM 96.3
Jonesboro.....	KEGI-FM 100.5
Little Rock.....	KABZ-FM 103.7
Magnolia.....	KZHE-FM 100.5
Marshall.....	KBCN-FM 104.3
Mena.....	KTTG-FM 96.3
Monett (Mo.).....	KKBL-FM 95.9
Monticello.....	KGPO-FM 99.9
Morrilton.....	KCON-FM 99.3
Mountain Home.....	KOMT-FM 107.5
Ozark.....	KDYN-FM 96.7
Ozark.....	KDYN-AM 1540
Ruston (La.).....	KWXM-FM 102.3
Searcy.....	KSMD-FM 99.1
Texarkana (Texas).....	KKTK-AM 1400
Wynne.....	KWYN-FM 92.5