



2020 TEXAS A&M FOOTBALL

GAME 5: vs. Arkansas -- SATURDAY, OCT. 31, 2020

GAME TIME: 6:30 p.m. CT | SITE: Kyle Field - Bryan-College Station, Texas | TV: SEC Network

TWITTER: @AGGIEFOOTBALL

///

INSTAGRAM: @AGGIEFOOTBALL

///

FACEBOOK: /AGGIEFOOTBALL

///

#GIGEM

2020 SCHEDULE

SEP
26

VANDERBILT

W, 17-12 | 6:30 p.m. | SEC Network
Kyle Field, Bryan-College Station, Texas

OCT
3

at No. 2 Alabama

L, 24-52 | 2:30 p.m. | CBS
Bryant-Denny Stadium, Tuscaloosa, Ala.

OCT
10

No. 4 FLORIDA

W, 41-38 | 11 a.m. | ESPN
Kyle Field, Bryan-College Station, Texas

OCT
17

at Mississippi State

W, 28-14 | 3 p.m. | SEC Network
Davis-Wade Stadium, Starkville, Miss.

OCT
31

ARKANSAS

6:30 p.m. | SEC Network
Kyle Field, Bryan-College Station, Texas

NOV
7

at South Carolina

6:30 p.m. | ESPN/SEC Network
Williams-Brice Stadium, Columbia, S.C.

NOV
14

at Tennessee

TBD | TBD
Neyland Stadium, Knoxville, Tenn.

NOV
21

OLE MISS

TBD | TBD
Kyle Field, Bryan-College Station, Texas

NOV
28

LSU

TBD | TBD
Kyle Field, Bryan-College Station, Texas

DEC
5

at Auburn

TBD | TBD
Jordan-Hare Stadium, Auburn, Ala.



ARKANSAS RAZORBACKS

2020 TEAM RECORD: 2-2

2020 CONFERENCE RECORD: 2-2 (SEC)

RANKING: AP: RV / Coaches: RV

LAST GAME: Oct. 17
Arkansas 33, Ole Miss 21

HEAD COACH: Sam Pittman (Pittsburgh St. '86)
Overall Record.....2-2 (1st Season)
at Arkansas.....same
vs. Texas A&Mn/a



TEXAS A&M AGGIES

2020 TEAM RECORD: 3-1

2020 CONFERENCE RECORD: 3-1 (SEC)

RANKING: AP: 8 / Coaches: 8

LAST GAME: Oct. 17
No. 11 Texas A&M 28, Mississippi State 14

HEAD COACH: Jimbo Fisher (Salem Univ. '90)
Overall Record.....103-33 (11th Season)
at Texas A&M20-10 (3rd Season)
vs. Arkansas.....2-0

WHAT TO WATCH FOR #ARKvsTAMU:

- Texas A&M and Arkansas meet on campus for the first time since playing in Fayetteville in 2013, as the last six meetings have been played at AT&T Stadium in Arlington.
- The Aggies are looking to extend their eight-game win streak against the Razorbacks, which will be no easy feat as the margin of victory for A&M has been seven-or-fewer points in five of the last six meetings.
- Senior QB Kellen Mond needs 267 yards of offense to top Johnny Manziel's A&M career record (9,989) ... An additional 10 yards (277) would make Mond the first Aggie and 12th player all-time in the SEC to surpass 10,000 yards of total offense in their career.
- Mond is also in search of the 25th victory of his career, which would give him sole possession of second all-time at A&M.
- Sophomore RB Isaiah Spiller has rushed for over 100 yards in three of A&M's four games this season and scored multiple TDs on the ground in the last two outings.
- A&M's veteran offensive line has not allowed a sack in three straight games (118 pass attempts) ... The Maroon Goons lead the SEC and are among the top-six teams in the country in sacks allowed and TFLs allowed.
- Senior LB Buddy Johnson has led the A&M defense in tackles in all four games this season ... He ranks 11th nationally, averaging 10.5 takedowns per game.
- Junior PK Seth Small needs one field goal to move into the top five in career makes at A&M ... At Alabama he became the eighth Aggie to reach the 40-FG mark.

QUICK HITS

- So far this season, senior QB Kellen Mond has become A&M's all-time leader in career passing yards (8,363), completions (693) and attempts (1,191) ... He also ranks in the top five in program history in victories, passing TDs and total offense.
- Sophomore RB Isaiah Spiller leads the SEC averaging 6.72 yards per carry, good for 11th in the nation ... After passing the century mark in just one SEC game a season ago, Spiller is averaging 107.5 yards per game against league opponents this year.
- As a unit, the defense is allowing just 75.5 rushing yards per game, good for fifth in the country, after limiting Mississippi State to -2 yards on the ground last time out ... This was the first time in A&M's SEC era that the defense has held its opponent to negative rushing yards.
- Texas A&M ranks No. 5 in FBS with a 57.7 conversion rate on 3rd down plays ... Against AP Top 25 opponents, the Aggies successfully convert 3rd downs at a 68.8 clip, which leads the FBS.
- The Aggies are 13-3 (.813 win pct.) at Kyle Field under Jimbo Fisher ... In the five seasons prior to Fisher's arrival, the Aggies were 23-12 on their home turf (.657).
- Quick starts have been a harbinger of Aggie victories in the Jimbo Fisher era ... The Aggies are 14-4 when scoring first and a perfect 13-0 when leading after the first quarter.
- Under DC Mike Elko, the Aggies ranked in the top 35 in total defense in 2018 (No. 32) and 2019 (No. 29) FBS statistical rankings ... Prior to Elko's arrival, the Aggies hadn't ranked in the top 50 nationally in more than a decade (since 2006).

2020 SCHEDULE BREAKDOWN

	VANDERBILT Sept. 26 6:30 p.m. Kyle Field, Bryan-College Station, Texas W, 17-12 TV: SEC Network	The Aggies moved to 3-0 all-time against Vanderbilt and won their eighth straight home opener ... I. Spiller recorded 117 of A&M's 183 rushing yards for his fifth career 100-game, as he also surpassed the 1,000 career rushing yards mark ... The defense held strong late in the game and LBs B. Johnson and A. Hansford led the way with 11 takeaways apiece.
	at No. 2 ALABAMA Oct. 3 2:30 p.m. Bryant-Denny Stadium, Tuscaloosa, Ala. L, 24-52 TV: CBS	A&M was able to keep things close early, but three unanswered TDs before the half positioned Alabama to take control ... A. Smith finished with 123 receiving yards and a pair of receiving TDs ... B. Johnson led the defense for the second straight game with eight takeaways ... D. Leal recorded the first interception of his career to set up a second quarter TD.
	NO. 4 FLORIDA Oct. 10 11 a.m. Kyle Field, Bryan-College Station, Texas W, 41-38 TV: ESPN	A&M earned its first win over a top-5 team since the 2014 season, generating 543 yards of total offense ... I. Spiller rushed for 174 yards and two TDs, while C. Chapman had 151 receiving yards and two TDs ... K. Mond became A&M's all-time leader in career passing yards ... S. Small sent a 26-yard FG through the uprights as time expired.
	at Mississippi State Oct. 17 3 p.m. Davis-Wade Stadium, Starkville, Miss. W, 28-14 TV: SEC Network	The A&M defense tallied 6.0 sacks, adding a forced fumble and interception ... LB Buddy Johnson led the way for the fourth straight game with a career-high 12 tackles ... The offensive line kept QB Kellen Mond protected, not allowing a sack for the third straight game and allowed RB Isaiah Spiller to record his seventh career 100-yard game and fourth multi-touchdown game.
	ARKANSAS Oct. 31 6:30 p.m. Kyle Field, Bryan-College Station, Texas TV: SEC Network	Series Record: Arkansas leads 41-32-3
	at South Carolina Nov. 7 6:30 p.m. Williams-Brice Stadium, Columbia, S.C. TV: ESPN/SEC Network	Series Record: Texas A&M leads 6-0
	at Tennessee Nov. 14 TBD Neyland Stadium, Knoxville, Tenn. TV: TBD	Series Record: Tennessee leads 2-1
	OLE MISS Nov. 21 TBD Kyle Field, Bryan-College Station, Texas TV: TBD	Series Record: Texas A&M leads 9-3
	LSU Nov. 21 TBD Kyle Field, Bryan-College Station, Texas TV: TBD	Series Record: LSU leads 34-21
	at Auburn Dec. 5 TBD Jordan-Hare Stadium, Auburn, Ala. TV: TBD	Series Record: Tied 5-5



SETTING THE SCENE:

TEXAS A&M VS. ARKANSAS

KICKOFF: 6:30 p.m. CT

SITE: Kyle Field (capacity: 102,733)

Bryan-College Station, Texas

RANKINGS:

Texas A&M: 8 (AP) | 8 (Coaches)

Arkansas: RV (AP) | RV (Coaches)

TELEVISION:

SEC Network (National)

Taylor Zarzour, play-by-play

Matt Stinchcomb, analyst

Lauren Sisler, sideline

RADIO:

Sirius: 134 **XM:** 190 **Internet:** 961

Texas A&M Radio Network (Regional)

The Texas A&M Radio Network provides coverage via nearly 60 stations across the state of Texas. For a complete list of affiliates, please go to 12thMan.com.

Andrew Monaco, play-by-play

Dave Elmendorf, analyst

Will Johnson, sideline

Texas A&M Spanish Network (Regional)

Texas A&M's Spanish broadcast can be heard on KLAT 1010 AM in Houston and locally on KNDE-3 102.7 FM.

Michel Gonzalez, play-by-play

Pedro Luna, play-by-play/analyst

Alejandra Dorbecker, analyst

SERIES vs. ARKANSAS

Arkansas leads 41-32-3 (last five games)

9/28/19	Arlington	W, 31-27
9/29/18	Arlington	W, 24-17
9/23/17	Arlington	W, 50-43
9/24/16	Arlington	W, 45-24
9/26/15	Arlington	W, 28-21



BRYAN-COLLEGE STATION IS THE HOME OF TEXAS A&M ...

On August 20, 2020 the Texas A&M Board of Regents voted and approved the use of "Bryan-College Station" as the home of Texas A&M University. "Bryan-College Station" should be used to reference all sporting events, academic events, press releases, marketing collateral, letterhead, and other representations of Texas A&M University and The Texas A&M University System where a specific postal address is not required.

Aggieland has grown beyond the boundaries of any one municipality. College Station is known as the "Home of Texas A&M University", but the City of College Station and the City of Bryan have had an entwined history since the City of College Station was incorporated in 1938. Bryan and Texas A&M University's historical ties go back to 1871, when Bryan was incorporated and the Texas Legislature established the Agricultural and Mechanical College of Texas.

The former Bryan Air Force Base was operated as the Texas A&M University Research and Extension Center for a quarter of a century before being designated as the Texas A&M University Riverside Campus in 1988, and the Texas A&M University Riverside Campus grew into the Texas A&M University Research Annex before transforming into the RELLIS Campus in 2016. The RELLIS Campus is home to Texas A&M University System entities including ten regional universities, the Texas A&M Engineering Extension Service (TEEX), the Texas A&M Engineering Experiment Station (TEES) and the Texas A&M Transportation Institute (TTI). In 2007, the City of Bryan gifted more than 200 acres to the Texas A&M University Health Science Center.

Recognizing that over the past decade, Texas A&M University and the Texas A&M University System have expanded into the City of Bryan with seven Texas A&M University System colleges, ten Texas A&M University System universities and multiple Texas A&M University System state agencies on more than 2,200 acres with more than \$1 billion in investment, the Board of Regents voted to recognize the long history and partnership between the City of Bryan, the City of College Station and both Texas A&M University and The Texas A&M University System.

A&M RECORD WATCH

CAREER PASS COMPLETIONS

1	Kellen Mond (17-p)	693
2	Jerrold Johnson (07-10)	650
3	Johnny Manziel (12-13)	595
4	Corey Pullig (92-95)	560
5	Kevin Murray (83-86)	534

CAREER PASS ATTEMPTS

1	Kellen Mond (17-p)	1,191
2	Jerrold Johnson (07-10)	1,109
3	Corey Pullig (92-95)	992
4	Kevin Murray (83-86)	926
5	Reggie McNeal (02-05)	875

CAREER PASS YARDS

1	Kellen Mond (17-p)	8,363
2	Jerrold Johnson (07-10)	8,011
3	Johnny Manziel (12-13)	7,820
4	Reggie McNeal (02-05)	6,992
5	Corey Pullig (92-95)	6,846

CAREER PASS TDS

1	Jerrold Johnson (07-10)	67
2	Johnny Manziel (12-13)	63
3	Kellen Mond (17-p)	61
4	Kevin Murray (83-86)	48
5	Corey Pullig (92-95)	47

TOTAL OFFENSE

		RUN-PASS	TOTAL
1	Johnny Manziel (12-13)	2,169-7,820	9,989
2	Kellen Mond (17-p)	1,360-8,363	9,723
3	Jerrold Johnson (07-10)	877-8,011	8,888
4	Reggie McNeal (03-05)	1,889-6,987	8,876
5	Stephen McGee (05-08)	1,750-5,475	7,225

WINNINGEST QUARTERBACKS

1	Corey Pullig (1992-95)	33-6-1
2	Kevin Murray (1983-86)	25-6-1
	David Walker (1973-74, 76-77)	25-9-0
	Kellen Mond (2017-present)	25-13
4	Bucky Richardson (1987-88, 90-91)	24-6-1

CAREER FIELD GOALS MADE

4	Tony Franklin (1975-78)	56-101
5	David Hardy (1979-82)	43-63
6	Terry Venetoulis (1990-93)	42-60
	Scott Slater (1986-88)	42-61
	Seth Small (18-p)	42-56

MILESTONES TO WATCH FOR

- Senior QB Kellen Mond needs 267 yards of offense to pass Johnny Manziel (9,989 from 2012-13) as A&M's all-time career leader in total offense.
- Mond needs one touchdown to become the third Aggie with 60-plus career scoring passes.
- Mond needs two rushing TDs to join Johnny Manziel, Joel Hunt and Bucky Richardson as the only Aggie QBs with 20 career rushing scores.
- One win would allow Mond to take sole possession of second on A&M's all-time win list ... He is currently in a tie for second with David Walker (1973-74, 76-77) and Kevin Murray (1983-86).
- Mond made his 38th career start at Mississippi State, which is the second-most by a QB in school history ... Corey Pullig (1992-95) is the school record holder with 40 career QB starts (33-6-1).
- Sophomore RB Isaiah Spiller needs 124 rushing yards to become the 34th Aggie to reach the 1,500-yard barrier in career rushing yards ... He has 1,376 rushing yards in 17 career games.
- Senior OL Carson Green is slated to make his 34th consecutive start, which is the longest streak on the team.
- Sophomore S Demani Richardson needs five tackles to reach 100 in his career ... Senior S Keldrick Carper is also nearing the century mark and needs just two tackles to reach triple digits in the category.
- Senior DB Myles Jones has 24 career pass breakups, which is three shy of breaking into the school's top 10 list for PBUs.

MOND MAKING HISTORY

- Senior QB Kellen Mond is on pace to finish his career atop nearly every A&M career passing record ... Against Alabama Mond claimed the top spot in career completions and attempts, and later set the career passing yards record in the win over No. 4 Florida.
- One of the winningest quarterbacks in program history, Mond boasts a 25-13 record and needs one victory to break his tie with Kevin Murray and David Walker for sole possession of second all-time.
- Mond and Johnny Manziel are the only quarterbacks in A&M history to tally over 9,000 yards of total offense in their careers, and are the only two Aggie signal callers to throw for over 7,000 yards and rush for 1,000-plus yards.
- Mond has surpassed the 300-passing yards mark seven times in his career, most recently with 338 against Florida this season ... Only Jerrod Johnson (12) and Johnny Manziel (10) have tallied more 300-yard games.
- Mond is also climbing the SEC career passing and total offense charts ... He is currently 25th on the league's all-time career passing yards list (8,363), and ranks 16th on the total offense list (9,724).

SPILLER, RUNNING GAME SHINE

- Sophomore RB Isaiah Spiller has established himself as a top running back in the SEC, leading the league and ranking 11th in the nation with a 6.72 yards per carry average ... He ranks fourth in the league with 430 yards on the season.
- Among SEC players with more than 300 yards, Spiller is the only player averaging more than 5.8 yards per carry.
- Spiller has recorded three 100-yard rushing games against SEC opponents through four

outings this year ... As a freshman he eclipsed the century mark just once in league play.

- Against Mississippi State, Spiller rushed for 114 yards and two touchdowns, marking the seventh 100-yard game and the fourth multi-touchdown game of his young career.
- As a team, the Aggies lead the SEC and rank No. 17 in the FBS with a 5.3 yards per carry average.

SEC RUSHING LEADERS

RK	PLAYER, SCHOOL	ATT-YDS	AVG.
1	Isaiah Spiller, Texas A&M	64-430	6.72
2	Kendall Milton, Georgia	21-134	6.38
3	Tank Bigsby, Auburn	74-432	5.84
4	Brian Robinson Jr., Alabama	35-203	5.80
5	Najee Harris, Alabama	103-595	5.78

SEC RUSHING LEADERS

RK	SCHOOL	ATT-YDS	AVG.
1	Texas A&M	129-689	5.34
2	Florida	77-366	4.75
3	Kentucky	196-922	4.70
4	Auburn	176-822	4.67
5	Alabama	186-843	4.53

GOONS PROTECTING QB1

- Despite being one of just two FBS teams with a pair of games vs. top 5 opponents already, Texas A&M's offensive front, long known as the Maroon Goons, has emerged as one of the best at limiting pressure on the quarterback.
- The Maroon Goons have not allowed a sack since the second quarter of the season-opener against Vanderbilt (14 quarters, 118 pass attempts), despite battling No. 2 Alabama, No. 4 Florida and Mississippi State, the SEC's total defense leader, since then.
- For the season, Texas A&M has allowed 2.0 sacks (both in the first half of the season-opener) and a total of 14 tackles behind the line of scrimmage ... Both totals rank in the top five nationally among teams that have played four-or-more games.
- The Aggies lead the Power 5 in both categories (tied with LSU in fewest tackles for loss allowed).
- The line allowed just 1.0 tackle for loss at Mississippi State, the program's fewest since not allowing a TFL in the 16-10 road win over Colorado midway through the 1997 season.
- The Aggies are averaging a robust 422.5 total yards/game and 6.4 yards/play.

FBS LEADERS - QBS ALLOWED (MIN. 4 GAMES)

RK	SCHOOL	GM.	QBS-YDS.	AVG.
1	Texas A&M	4	2-8	0.50
	UAB	6	3-17	0.50
3	Marshall	5	3-30	0.60
4	BYU	6	4-45	0.67
5	Georgia St.	4	3-25	0.75

FBS LEADERS - TFL ALLOWED (MIN. 4 GAMES)

RK	SCHOOL	GM.	TFL-YDS.	AVG.
1	Marshall	5	13.0-51	2.60
2	North Texas	5	17.0-66	3.40
3	Texas A&M	4	14.0-30	3.50
	LSU	4	14.0-64	3.50
5	Ga. Southern	5	18.0-74	3.60

2020 SEC STANDINGS

EAST	SEC	ALL
Georgia.....	3-1.....	3-1
Florida.....	2-1.....	2-1
Missouri.....	2-2.....	2-2
Kentucky.....	2-3.....	2-3
South Carolina.....	2-3.....	2-3
Tennessee.....	2-3.....	2-3
Vanderbilt.....	0-3.....	0-3

WEST	SEC	ALL
Alabama.....	5-0.....	5-0
TEXAS A&M.....	3-1.....	3-1
Auburn.....	3-2.....	3-2
Arkansas.....	2-2.....	2-2
LSU.....	2-2.....	2-2
Mississippi State.....	1-3.....	1-3
Ole Miss.....	1-4.....	1-4

A&M WEEKLY HONORS

KELLEN MOND - SR - QB

SEC Offensive Player of the Week (10.12)
 Davey O'Brien Award Great 8 (10.12)
 Manning Award Stars of the Week (10.12)
 Earl Campbell Tyler Rose Award Honorable
 Mention (10.12)

CALEB CHAPMAN - SO - WR

Earl Campbell Tyler Rose Award Player of
 the Week (10.12)

ISAIAH SPILLER - SO - RB

Earl Campbell Tyler Rose Award Honorable
 Mention (10.12)
 Earl Campbell Tyler Rose Award Honorable
 Mention (10.19)

JAYDEN PEEVY - SR - DL

SEC Defensive Lineman of the Week (10.19)

JIMBO FISHER

Dodd Trophy Coach of the Week (10.12)

TEAM

FWAA Team of the Week (10.12)

A&M IN THE POLLS

	AP	COACHES
Preseason.....	13.....	13
Week 1.....	10.....	10
Week 2.....	10.....	11
Week 3.....	13.....	13
Week 4.....	21.....	20
Week 5.....	11.....	11
Week 6 (bye).....	7.....	9
Week 7.....	8.....	8
Week 8.....		
Week 9.....		
Week 10.....		
Week 11.....		

A&M STOPPING THE RUN

- Texas A&M allows just 75.5 rushing yards per game, which ranks No. 7 in the FBS and No. 2 in the SEC ... Among teams that have played more than one game, the Aggies rank No. 4 nationally and No. 2 in the SEC behind Georgia (65.5).
- The Aggies' most dominant rush defense outing came in their most recent game, when Mississippi State had minus-2 yards on 20 carries ... It was the program's fewest rushing yards allowed since Wyoming was held to minus-3 yards in 2004.
- Alabama had the most rushing success against the Aggies this season, but still managed just 109 yards on 28 carries (3.9/carry) ... For the season, the Crimson Tide is averaging 168.6 yards per game and 4.5 per carry.
- The Aggies are allowing a stingy 2.7 yards per carry to opponents, which ranks second in the SEC behind Georgia (2.2) and the Aggies are one of just three SEC teams allowing less than 3.5 yards per carry.
- Texas A&M has allowed just 22 first downs via the rush, which is second in the SEC behind Georgia (21).
- The longest rush allowed by the Aggies in 2020 was a 21-yard run by Vanderbilt's Ja'Veon Marlow on the third offensive play of the season-opener ... It is the lone rush of 20-or-more yards against the Aggies this year.

SEC TEAM LEADERS - RUSHING DEFENSE

RK	SCHOOL	ATT.-YDS.	AVG.	TD	AVG.
1	Georgia	120-262	2.2	1	65.5
2	Texas A&M	110-302	2.7	3	75.5
3	Miss. St.	141-413	2.9	3	103.2
4	Missouri	129-487	3.8	8	121.7
5	LSU	121-511	4.2	4	127.7

WYDERMYER SURGES VS. TOP 5 OPPONENTS

- Sophomore TE Jalen Wydermyer ranks in a tie for first among SEC tight ends with 19 catches, but he's done his most damage in the Aggies' two games vs. top-five opponents, tallying 13 receptions for 135 yards against No. 2 Alabama and No. 4 Florida.
- Wydermyer's 13 catches this season vs. AP Top 25 teams ranks in a tie for third nationally, and ranks first among tight ends.
- On the season, Wydermyer is the Aggies' leader with 12 catches for first downs, and he also leads with six catches for first downs on third-down plays.

SEC TE RECEIVING LEADERS

PLAYER, SCHOOL	REC.-YDS	AVG.	TD
Kenny Yeboah, Ole Miss	19-438	23.1	4
Jalen Wydermyer, A&M	19-184	9.98	0
Kyle Pitts, Florida	17-274	16.1	7
Arik Gilbert, LSU	16-204	12.8	2
Nick Muse, S Carolina	14-202	14.3	0

TAMU-ARKANSAS CONNECTIONS

- Texas A&M Associate AD for Football Mark Robinson served as the Razorbacks' Director of Football Operations from 2008-12.
- Texas A&M RB coach Tommie Robinson started his collegiate coaching career as a graduate assistant at Arkansas in 1991.
- Texas A&M Director of On-Campus Recruiting Danielle Braswell spent two seasons as Arkansas' assistant director of on-campus recruiting.
- UA offensive line coach Brad Davis served as a graduate assistant coach at Texas A&M in 2006 and 2007 under then-head coach Dennis Franchione.
- Former Texas A&M assistant coaches video coordinator Dustin Shippey serves as the Razorbacks' Director of Football Video.
- Razorback RB Rakeem Boyd was a part of Texas A&M's 2016 signing class and spent one season with the Aggies as a redshirt.
- Razorback Assistant AD for Broadcast Services Michelle Glover was the Director of Texas A&M's 12th Man Productions from 2006-08.

SPILLER JOINS 1,000-YARD CLUB

- Sophomore RB Isaiah Spiller eclipsed the 1,000 career rushing yards mark in just his 14th game as an Aggie, becoming the 49th player in program history to reach the milestone.
- Spiller's eight carries for 117 yards on the ground against Vanderbilt put him over 1,000 for his career as he recorded the fifth 100-yard rushing game of his career ... He became the fourth Aggie all-time to rush for over 100 yards on less than 10 carries in a game.

DUAL THREAT MOND

- Senior QB Kellen Mond is one of two Power 5 players with more than 7,000 career passing yards and 1,200 career rushing yards (all games at P5 school). Mond has passed for 8,363 and rushed for 1,360 in 41 career games at Texas A&M.
- Mond leads all SEC starting quarterbacks having passed and rushed for a touchdown in the same game 15 times in his career ... He was named MVP of the Texas Bowl after tallying 117 yards on the ground, including a 67-yard touchdown run in the fourth quarter.

*POWER 5 7000 PASS / 1200 RUSH QBS

Sam Ehlinger, Texas	10,351	1,823
Kellen Mond, Texas A&M	8,363	1,360

*All seasons at Power 5 school

TEXAS A&M RUSHING YARDS BY A QB

PLAYER	YARDS
Johnny Manziel (2012-13)	2,169
Bucky Richardson (1987-91)	2,095
Reggie McNeal (2002-05)	1,889
Stephen McGee (2005-08)	1,750
Kellen Mond (2017-p)	1,360

HANSFORD STEPS UP

- Senior LB Aaron Hansford made the second start of his career in the opener against Vanderbilt and helped lead the defense with 11 tackles.
- Hansford played in 13 games as a junior, making his first start at then-No. 1 LSU ... He made some of his biggest plays against big opponents last season, recording his first career sack against No. 1 Alabama for a 10-yard loss and had another for an 8-yard loss at No. 4 Georgia.
- Hansford was originally recruited to A&M as member of the receiving corps and made the transition to the defensive side of the ball as a junior after battling a pair of season-ending injuries in 2016 and 2018.

DEFENSE MAKES THE DIFFERENCE IN OPENER

- Senior LBs Buddy Johnson, who led the Aggies in tackles last season, and Aaron Hansford led the defense with 11 takedowns apiece in the season-opening victory over Vanderbilt.
- Making his presence felt against Vanderbilt was 5th-year senior DE Micheal Clemons, who was recruited out of Junior College as the heir apparent to Myles Garrett, but had contributed just 1.5 QB sacks in his previous two seasons ... He matched that total in the 2020 season opener with 1.5 QBS, including a crucial sack on VU's final drive.
- Clemons received the Lohman Inspiration Award at Texas A&M's 2020 Building Champions Awards gala last spring for overcoming the loss of his father and helping his mother raise his brother.
- The Aggies' veteran group of safeties - senior Keldrick Carper, junior Leon O'Neal and sophomore Demani Richardson - had a big impact against VU, combining for 15 tackles, 3.0 tackles for loss, two pickoffs and a broken up pass.
- Seeking to offset the loss of NFL third round pick Justin Madubuike, the Aggies' interior defensive front was disruptive against the 'Dores ... Senior Jayden Peevy made five stops, including 1.5 TFLs, with a batted down pass, while junior Bobby Brown III contributed three stops and had a QB hurry ... True freshman McKinnley Jackson had two stops and a half-sack in his first game.
- Sophomore DL DeMarvin Leal, who can play inside or outside, was disruptive as expected with seven tackles, including 2.0 for losses against VU.

DYNAMIC BACKFIELD DUO

- Sophomore RBs Anias Smith and Isaiah Spiller impressed in the season opener.
- Smith logged his first start at running back against Vanderbilt and scored his first rushing touchdown on a 25-yard run to the end zone ... Smith finished the game with 51 yards on 10 attempts.

- Spiller went off for 117 yards on just eight carries in the win, the fifth time in his career he has surpassed the century mark ... He also reached a career milestone in the opener as he reached 1,000 career rushing yards in just his 14th collegiate game.

A WINNER

Head coach Jimbo Fisher, one of six active head coaches to win the national championship, and ranks as the fourth-winningest active head coach in the Power 5.

WINNINGEST P5 HEAD COACHES (BY PCT.)

(Minimum 5 seasons)

RK	HEAD COACH	YR.	REC.	PCT.
1.	Dabo Swinney, Clemson	13th	136-31-0	.814
2.	Nick Saban, Alabama	25th	248-65-1	.791
3.	Kirby Smart, Georgia	5th	47-13	.797
4.	JIMBO FISHER, TEXAS A&M	11th	103-33	.757
5.	Brian Kelly, Notre Dame	31st	247-93-2	.725

AGGIE GRADS


- Twelve Aggies on the 2020 roster have already earned their degree.
- Graduate students Braden White and Micheal Clemons earned their degrees in August of 2019, and Keeath Magee II, Ryan McCollum and Ryan Renick walked across the stage in December of 2019.
- Although graduation looked much different in May of 2020, Cagan Baldree, Keldrick Carper, Travon Fuller, Drew Riethman, McCrae Rutledge and Colton Taylor earned their degrees, while Ikenna Okeke became an A&M grad this past August.

NEW FACES

- Texas A&M Football added three new coaches in the offseason, including tight ends coach James Coley, running backs coach Tommie Robinson, defensive backs coach TJ Rushing and linebackers coach Tyler Santucci.
- Coley came to Aggieland after four seasons at Georgia, working mainly with receivers and quarterbacks ... He previously worked with Coach Fisher as a GA in the early 2000's at LSU, from 2008-12 as the tight ends coach and later the OC at Florida State.
- Robinson has coached for over 30 years at both the collegiate and NFL levels and most recently spent three seasons at LSU, winning a national title last season.
- Rushing joined the staff after two seasons as the passing game coordinator and defensive backs coach at Memphis ... He played six years of professional football, winning a Super Bowl with the Indianapolis Colts in 2006, before beginning his coaching career.
- Santucci returned to A&M after one season as the linebackers coach at Wake Forest ... He previously served as a defensive analyst on Fisher's first staff at A&M.

FAMILY TIES

FATHER / SON




Larry Brown
Super Bowl XXX MVP
8-year NFL career



Kam Brown
Starting WR



G Guerrieri
Longtime Texas A&M
soccer head coach



Alan Guerrieri
RS freshman P/K




Bruce Matthews
NFL Hall of Famer



Luke Matthews
Second-team Center



Muhsin Muhammad
11-year NFL career
2004 NFL All Pro




Moose Muhammad
True freshman WR



Terry Price
Letterman 1986-89
Chicago Bears 1990



Devin Price
True freshman WR



Fred Spiller
Letterman 2000



Isaiah Spiller
Starting RB

BROTHERS




Kevin Matthews
Letterman 2006-09
3-year NFL career



Luke Matthews
Second-team Center



Jake Matthews
Letterman 2010-13
Atlanta starting OT



Mike Matthews
Letterman 2012-15

THE 12TH MAN

- Graduate student LB Braden White was named the 12th Man by head coach Jimbo Fisher on August 20, 2019.
- The Florence, Alabama, native has appeared in 34 career games, playing primarily on special teams ... He earned the Top Conditioned Athlete Award following the 2018 season and was named Defensive Scout MVP at the annual team banquet following his redshirt season in 2016.
- White graduated in August of 2019, earning his degree from the College of Business.
- Texas A&M's famous 12th Man tradition dates back to 1922 when student E. King Gill came out of the stands in the Dixie Classic in Dallas at the request of legendary head coach Dana X. Bible because of injuries to his football team ... Gill never entered the game but "stood ready" in the Aggies' 22-14 win over the powerhouse Centre College Praying Colonels.
- In honor of the tradition, the Texas A&M student body "stands ready" to show their support of their team on the field.
- The 12th Man Kickoff Team tradition was started in 1983 by then-head coach Jackie Sherrill after being inspired by watching students build the famous Aggie Bonfire. "I knew that I could find, out of 40-some-odd thousand students, 11 guys that would cover kickoffs, but have no regard for their body and be tough as nails," Sherrill said. (Source: MyAggieNation.com) Beginning in 1991, a single 12th Man was chosen to represent the study body on the kickoff unit.

12TH MAN STARTS

NAME	GAMES	SEASONS
Sam Moeller	39	2012-15
Cullen Gillaspia	39	2016-18
Nick Lamantia	30	2006-08
John Ray	23	2004-05
C.J. Jones	21	2010-12
Eric Stanford	17	1999-01



JIMBO FISHER

TEXAS A&M HEAD FOOTBALL COACH

Years at TAMU:	3rd (hired Dec. 4, 2017)
Coaching Record:	20-10 at Texas A&M / 103-33 overall (11th season)
Birthdate:	Oct. 9, 1965
Hometown:	Clarksburg, W.V.
Wife:	Courtney
Children:	Trey, Ethan and Keller (stepson)
High School:	Liberty High School, Clarksburg, W.V.
College:	Salem College, 1990

- Since the start of The Associated Press poll era in 1935, Jimbo Fisher was just the sixth coach to win a national title, then leave for another school. He was the first to do it since Johnny Majors left Pittsburgh for his alma mater, Tennessee, in 1977. (Source: Gridiron Now)
- Fisher was hired at Texas A&M on Dec. 4, 2017 after eight successful seasons at Florida State, which included the 2013 BCS National Championship.
- In his eight seasons in Tallahassee, Fisher established himself as one of the elite coaches in college football. He led the Seminoles to an 83-23 record, winning three Atlantic Coast Conference championships, four Atlantic Division titles and five bowl games.
- Fisher is one of six active coaches to have won a National Championship.
- Fourteen of Fisher's student-athletes have earned consensus All-America honors with quarterback Jameis Winston winning the Heisman Trophy in 2013.
- Fisher has seen 117 of his student-athletes graduate, and NFL teams drafted 60 of his players, including 22 first- or second-round selections.
- The Seminoles set a modern-day NFL draft record with 29 players selected over a three-year period (2013-15), and Fisher had a first-round NFL draft choice every year he was head coach at FSU.
- The 2013 Rawlings College Football Coach of the Year, Fisher has twice been a finalist for the Eddie Robinson Coach of the Year Award (2013, 2014) and was a finalist for the Paul "Bear" Bryant Coach of the Year Award in 2014.
- Fisher has been active in the community through his foundation, Kidz1stFund. The non-profit was founded in 2011 to raise awareness and funds to find a cure for Fanconi anemia, a rare blood disorder that affects thousands, including Fisher's youngest son, Ethan.
- Fisher played quarterback at Salem College for Terry Bowden for three seasons and followed Bowden to Samford for his final season. Fisher became NCAA Division III's national player of the year in 1987 and earned induction into Samford's Hall of Fame.



THE FISHER RECORD

2010

FLORIDA STATE

(10-4 • 6-2 ACC/1st in Atlantic)

SEPTEMBER

4	W	59-6	Samford
11	L	17-47	at #10 Oklahoma
18	W	34-10	BYU
25	W	31-0	* Wake Forest

OCTOBER

2	W	34-10	* at Virginia
9	W	45-17	* at #13 Miami (Fla.)
16	W	24-19	* Boston College
28	L	24-28	* at North Carolina State

NOVEMBER

6	L	35-37	* North Carolina
13	W	16-13	* Clemson
20	W	30-16	* at Maryland
27	W	31-7	* Florida

DECEMBER

4	L	33-44	vs. #12 Virginia Tech
---	---	-------	-----------------------

ACC Championship Game - Charlotte, N.C.

31	W	26-17	vs. #19 South Carolina
----	---	-------	------------------------

Chick-fil-A Bowl - Atlanta, Ga.

2011

FLORIDA STATE

(9-4 • 5-3 ACC/2nd in Atlantic)

SEPTEMBER

3	W	34-0	Louisiana-Monroe
10	W	62-10	Charleston Southern
17	L	13-23	#1 Oklahoma
24	L	30-35	* at #21 Clemson

OCTOBER

8	L	30-35	* at Wake Forest
15	W	41-16	* at Duke
22	W	41-16	* Maryland
29	W	34-0	* North Carolina State

NOVEMBER

3	W	38-7	* at Boston College
12	W	23-19	* at Miami (Fla.)
19	L	13-14	* Virginia
26	W	21-7	at Florida

DECEMBER

29	W	18-14	vs. Notre Dame
----	---	-------	----------------

Champs Sports Bowl - Orlando, Fla.

2012

FLORIDA STATE

(12-2 • 7-1 ACC/1st in Atlantic • ACC Champions)

SEPTEMBER

1	W	69-3	Murray State
8	W	55-0	Savannah State
15	W	52-0	* Wake Forest
22	W	49-37	* #10 Clemson
29	W	30-17	at South Florida

OCTOBER

6	L	16-17	* at North Carolina State
13	W	51-7	* Boston College
20	W	33-20	* at Miami (Fla.)
27	W	48-7	* Duke

NOVEMBER

8	W	28-22	* at Virginia Tech
17	W	41-14	* at Maryland
24	L	26-37	at #6 Florida

DECEMBER

1	W	21-15	vs. Georgia Tech
---	---	-------	------------------

ACC Championship Game - Charlotte, N.C.

JANUARY

1	W	30-10	vs. #16 Northern Illinois
---	---	-------	---------------------------

Orange Bowl - Miami, Fla.

2013

FLORIDA STATE

(14-0 • 8-0 ACC/1st in West)

ACC Champions • National Champions

SEPTEMBER

2	W	41-13	* at Pitt
14	W	62-7	Nevada
21	W	54-6	Bethune-Cookman
28	W	48-34	* at Boston College

OCTOBER

5	W	63-0	* #25 Maryland
19	W	51-14	* at #3 Clemson
26	W	49-17	* North Carolina State

NOVEMBER

2	W	41-14	* #7 Miami
9	W	59-3	* at Wake Forest
16	W	59-3	* Syracuse
23	W	80-14	Idaho
30	W	37-7	at Florida

DECEMBER

7	W	45-7	vs. #20 Duke
---	---	------	--------------

ACC Championship Game - Charlotte, N.C.

JANUARY

6	W	34-31	vs. #2 Auburn
---	---	-------	---------------

BCS National Championship Game - Pasadena, Calif.

2014

FLORIDA STATE

(13-1 • 8-0 ACC/1st in Atlantic • ACC Champions)

AUGUST

30	W	37-31	vs. Oklahoma State
----	---	-------	--------------------

AT&T Stadium, Arlington, Texas

SEPTEMBER

6	W	37-12	The Citadel
20	W	23-17	* #22 Clemson (OT)
27	W	56-41	* North Carolina State

OCTOBER

4	W	43-3	* Wake Forest
11	W	38-20	* Syracuse
18	W	31-27	#5 Notre Dame
30	W	42-31	* Louisville

NOVEMBER

8	W	34-20	* Virginia
15	W	30-26	* Miami (Fla.)
22	W	20-17	* Boston College
29	W	24-19	Florida

DECEMBER

6	W	37-35	vs. #12 Georgia Tech
---	---	-------	----------------------

ACC Championship Game - Charlotte, N.C.

JANUARY

1	L	20-59	vs. #3 Oregon
---	---	-------	---------------

Rose Bowl; CFP Semifinal - Pasadena, Calif.

2015

FLORIDA STATE

(10-3 • 6-2 ACC/2nd in Atlantic)

SEPTEMBER

5	W	59-16	Texas State
12	W	34-14	South Florida
18	W	14-0	* at Boston College

OCTOBER

3	W	24-16	* at Wake Forest
10	W	29-24	* Miami (Fla.)
17	W	41-21	* Louisville
24	L	16-22	* at Georgia Tech
31	W	45-21	* Syracuse

NOVEMBER

7	L	13-23	* at #3 Clemson
14	W	34-17	* North Carolina State
21	W	52-13	Chattanooga
28	W	27-2	at #10 Florida

DECEMBER

31	L	24-38	vs. #14 Houston
----	---	-------	-----------------

Peach Bowl - Atlanta, Ga.



2016

FLORIDA STATE

(10-3 • 5-3 ACC/3rd in Atlantic)

SEPTEMBER

5	W	45-34	vs. #11 Ole Miss
---	---	-------	------------------

Camping World Stadium, Orlando, Fla.

10	W	52-8	Charleston Southern
17	L	20-63	* at #10 Louisville
24	W	55-35	at South Florida

OCTOBER

1	L	35-37	* North Carolina
8	W	20-19	* at #10 Miami
15	W	17-6	* Wake Forest
29	L	34-37	* #3 Clemson

NOVEMBER

5	W	24-20	* at North Carolina State
11	W	45-7	* Boston College
19	W	45-14	* at Syracuse
26	W	31-13	#13 Florida

DECEMBER

30	W	33-32	vs. #6 Michigan
----	---	-------	-----------------

Orange Bowl - Miami, Fla.

2017

FLORIDA STATE

(*7-6 • 3-5 ACC/6th in Atlantic)

SEPTEMBER

2	L	24-7	vs. #1 Alabama
---	---	------	----------------

Mercedes-Benz Stadium, Atlanta, Ga.

23	L	21-27	* North Carolina State
30	W	26-19	* at Wake Forest

OCTOBER

7	L	20-24	* #13 Miami (Fla.)
14	W	17-10	* at Duke
21	L	28-31	* Louisville
27	L	3-35	* at Boston College

NOVEMBER

4	W	27-24	* Syracuse
11	L	14-31	* at #4 Clemson
18	W	77-6	Delaware State
25	W	38-22	at Florida

DECEMBER

2	*W	42-10	Louisiana-Monroe
27	*W	42-13	vs. Southern Miss

Independence Bowl - Shreveport, La.

* - Jimbo Fisher resigned as the FSU head coach on Dec. 1, 2017 and did not coach the Seminoles in their final two games. His overall record does not reflect the victories.

2018

TEXAS A&M

(9-4 • 5-3 SEC/2nd in West)

AUGUST

30	W	59-7	Northwestern State
----	---	------	--------------------

SEPTEMBER

8	L	26-28	#2 Clemson
15	W	48-10	Louisiana-Monroe
22	L	23-45	* at #1 Alabama
29	W	24-17	* vs. Arkansas

AT&T Stadium, Arlington, Texas

OCTOBER

6	W	20-14	* #13 Kentucky
13	W	26-23	* at South Carolina
27	L	13-28	* at Mississippi State

NOVEMBER

3	L	24-28	* at Auburn
10	W	38-24	* Ole Miss
17	W	41-20	#25 UAB
24	W	74-72	* #8 LSU

DECEMBER

31	W	52-13	vs. NC State
----	---	-------	--------------

Gator Bowl - Jacksonville, Fla.

2019

TEXAS A&M

(8-5 • 4-4 SEC/4th in West)

AUGUST

29	W	41-7	Texas State
----	---	------	-------------

SEPTEMBER

7	L	10-24	at #1 Clemson
14	W	62-3	Lamar
21	L	20-28	* #8 Auburn
28	W	31-27	* vs. Arkansas

Southwest Classic - Arlington, Texas

OCTOBER

12	L	28-47	* #1 Alabama
19	W	24-17	* at Ole Miss
26	W	49-30	* Mississippi State

NOVEMBER

2	W	45-14	* UTSA
16	W	30-6	* South Carolina
23	L	13-19	at #4 Georgia
30	L	7-50	* at #1 LSU

DECEMBER

27	W	24-21	vs. #25 Oklahoma State
----	---	-------	------------------------

Academy Sports & Outdoors Texas Bowl - Houston, Texas


AGGIES IN THE NFL

(As of Oct. 15)

PLAYER	POS.	NFL TEAM
Otaro Alaka*	LB	Baltimore Ravens
Randy Bullock	PLK	Cincinnati Bengals
Tyrel Dodson	LB	Buffalo Bills
Jermaine Eluemunor	OL	New England Patriots
Justin Evans*	DB	Tampa Bay Buccaneers
Mike Evans	WR	Tampa Bay Buccaneers
Deshazor Everett	DB	Washington Football Team
Myles Garrett	DL	Cleveland Browns
Cullen Gillaspia	RB	Houston Texans
Daeshon Hall*	DL	Philadelphia Eagles
Germain Ifedi	OL	Chicago Bears
Kingsley Keke	DL	Green Bay Packers
Christian Kirk	WR	Arizona Cardinals
Josh Lambo*	PLK	Jacksonville Jaguars
Justin Madubuike	DL	Baltimore Ravens
Braden Mann	P	New York Jets
Koda Martin~	OL	Arizona Cardinals
Jake Matthews	OL	Atlanta Falcons
Erik McCoy	OL	New Orleans Saints
Von Miller*	LB	Denver Broncos
Damontre Moore	DL	Seattle Seahawks
Don Muhlbach	DS	Detroit Lions
Cedric Ogbuehi	OL	Seattle Seahawks
Josh Reynolds	WR	Los Angeles Rams
Ricky Seals-Jones	TE	Kansas City Chiefs
Jace Sternberger	TE	Green Bay Packers
Keaton Sutherland	OL	Cincinnati Bengals
Ryan Tannehill	QB	Tennessee Titans
Armani Watts	DB	Kansas City Chiefs
Brandon Williams*	DB	New York Giants
Trayveon Williams	RB	Cincinnati Bengals
Donovan Wilson	DB	Dallas Cowboys

* - Injured Reserve


~ - Practice Squad



VON MILLER
2016 Super Bowl MVP



MYLES GARRETT
Texas A&M's first
No. 1 overall
NFL Draft pick



DON MUHLBACH
17th season in the NFL

TEXAS A&M QUICK FACTS

LOCATION: Bryan-College Station, Texas 77842

FOUNDED: 1876 (First classes)

ENROLLMENT: 71,109 (fall 2020)

PRESIDENT: Michael K. Young (BYU '73)

CHANCELLOR: John Sharp (Texas A&M '72)

FACULTY REPRESENTATIVE:

Dr. Paul Batista (Trinity '73)

DIRECTOR OF ATHLETICS:

Ross Bjork (Emporia State '85)

ATHLETICS DEPT PHONE: (979) 845-5129

CONFERENCE: Southeastern

AFFILIATION: NCAA Division I

NICKNAME: Aggies

MASCOT: Reveille (American Collie)

COLORS: Maroon (Pantone 505) and White

FOOTBALL QUICK FACTS

HEAD COACH:

JIMBO FISHER (Salem University '90)

Years at Texas A&M: 3rd (20-10)

Years as head coach: 11th (103-33)

ASSISTANT COACHES:

DARRELL DICKEY

Offensive Coordinator/Quarterbacks (Kansas State '83)

MIKE ELKO

Defensive Coordinator/Safeties (Penn '99)

DAMEYUNE CRAIG

Wide Receivers (Auburn '02)

JAMES COLEY

Tight Ends (Florida State '97)

TOMMIE ROBINSON

Running Backs (Troy '85)

JOSH HENSON

Offensive Line (Oklahoma State '98)

TJ RUSHING

Defensive Backs (Stanford '06)

TYLER SANTUCCI

Linebackers (Stony Brook '10)

TERRY PRICE

Defensive Ends (Texas A&M '92)

ELIJAH ROBINSON

Defensive Line (Penn State '08)

JERRY SCHMIDT

Director of Athletic Performance (Nebraska '86)

KYLE FIELD QUICK FACTS

STADIUM: Kyle Field

CAPACITY: 102,733

LARGEST CROWD: 110,633 (vs. Ole Miss, Oct. 11, 2014)

PLAYING SURFACE: Natural grass

FIRST YEAR OF FOOTBALL: 1905

STADIUM BUILT: 1927 and 1929

(Renovations complete for 2015 season)

TEAM INFORMATION

BASIC OFFENSE: Pro

BASIC DEFENSE: Multiple

2019 OVERALL RECORD: 8-5

2019 SEC RECORD (FINISH): 4-4 (4th in SEC West)

2019 BOWL: Texas Bowl (W, 24-21 vs. Oklahoma State)

2019 RANKING: NR (AP) | NR (Coaches)

AGGIES ON NFL COACHING STAFFS

Dennis Allen, New Orleans Saints (Defensive Coordinator)

Dan Campbell, New Orleans Saints (Asst. Head Coach/Tight Ends)

Kyle Caskey, Detroit Lions (Running Backs)

Aaron Glenn, New Orleans Saints (Secondary)

Michael Hodges, New Orleans Saints (Linebackers)

Johnny Holland, San Francisco 49ers (Run Game Specialist/Outside Linebackers)

Jerrold Johnson, Indianapolis Colts (Offensive Quality Control)

Gary Kubiak, Minnesota Vikings (Asst. Head Coach/Offensive Coordinator)

Klint Kubiak, Minnesota Vikings (Quarterbacks Coach)

Ty Warren, Detroit Lions/WCF Minority Coaching Assistantship

Billy Yates, Detroit Lions (Assistant Offensive Line)

STAFF:

Monty Gibson, Cleveland Browns (Asst. Strength & Conditioning)


Larry Jackson, Cleveland Browns (Director of Strength & Conditioning)

TEXAS A&M COACHES SPEED CHART

SIDELINE



JIMBO FISHER
HEAD COACH



DAMEYUNE CRAIG
WIDE RECEIVERS



JAMES COLEY
TIGHT ENDS



TOMMIE ROBINSON
RUNNING BACKS



TJ RUSHING
DEFENSIVE BACKS



JOSH HENSON
OFFENSIVE LINE



TYLER SANTUCCI
LINEBACKERS



TERRY PRICE
DEFENSIVE ENDS



ELIJAH ROBINSON
DEFENSIVE LINE

PRESS BOX



DARRELL DICKEY
OFF. COORDINATOR/QBs



MIKE ELKO
DEF. COORDINATOR/SAFETIES



JERRY SCHMIDT
DIRECTOR OF ATHLETIC PERFORMANCE



KYLE FIELD

- Home of the Aggies since 1905. Stadium built in 1927 and the horseshoe enclosed in 1929.
- Capacity: 102,733
- Stadium record crowd is 110,633 (A&M vs. Ole Miss, 10/11/2014).
- Kyle Field is named for former A&M Dean of Agriculture Edwin Jackson Kyle, who donated a 400 x 400-foot area of the southern edge of campus that had been assigned to him for horticultural experiments. It became the home of the Aggies.
- Texas A&M finished a \$485 million redevelopment of Kyle Field in time for the 2015 season that made the Home of the 12th Man the largest football stadium in the SEC and the state of Texas.
- Texas A&M has led the SEC in home attendance three of the last four seasons and ranked No. 5 in FBS in 2017.

Texas A&M ranked No. 6 nationally in home attendance in 2018 with an average of 99,844 per game and drew more than 600,000 fans to Kyle Field for the sixth consecutive year.

KYLE FIELD RECORD CROWDS

110,633	Ole Miss (2014)	L, 35-20
106,749	Alabama (2019)	L, 47-28
106,248	Tennessee (2016)	W, 45-38 ^{20T}
105,829	LSU (2014)	L, 23-17
105,733	Alabama (2015)	L, 41-23
104,957	South Carolina (2019)	W, 30-6
104,892	Ole Miss (2016)	L, 29-28
104,794	Clemson (2018)	L, 28-26
104,756	Missouri (2014)	L, 34-27
104,728	Lamar (2014)	W, 73-3
104,625	Auburn (2015)	L, 26-10
104,455	Mississippi State (2015)	W, 30-17

KYLE FIELD RECORD SEASON AVERAGES

1.	105,122	2014	630,735 / 6 games
2.	103,622	2015	725,354 / 7 games
3.	101,917	2016	713,418 / 7 games
4.	99,844	2018	698,908 / 7 games
5.	98,802	2017	691,612 / 7 games
6.	87,183	2011	610,283 / 7 games
7.	87,125	2013	697,003 / 8 games
8.	87,014	2012	522,083 / 6 games
9.	82,711	2001	496,268 / 6 games
10.	82,477	2010	577,338 / 7 games

MEDIA SCHEDULE/INFORMATION

SUNDAY	MONDAY	TUESDAY	WEDNESDAY	THURSDAY	FRIDAY	SATURDAY
<u>No availability</u> All player interview requests for Monday's press conference must be submitted to acannon@athletics.tamu.edu by 11 a.m. on Sunday.	<u>Weekly Press Conference</u> (via Zoom from Kyle Field Media Center) 1 p.m.: Coach Fisher, players to follow	<u>No availability</u>	<u>SEC Teleconference</u> Coach Fisher appears from 11:30-39 a.m.	<u>No availability</u>	<u>No availability</u>	6:30 p.m. Texas A&M vs. Arkansas - Kyle Field, Bryan-College Station, Texas (Locker room is closed. Coaches and players will be brought to the media area for press conference via Zoom promptly after game.)

CREDENTIALS

Media credentials should be requested by Wednesday of the game week via www.sportssystem.com/clients/seccredentials, and approved media members are required to fill out a symptom questionnaire prior to entering the stadium. This season, credentials will not be mailed. Credentials can be picked up at Media Will Call at Entry 7 (east side of Kyle Field, near the northeast activation tower). Media Will Call opens three hours prior to game time. This season, the Kyle Field press box seats approximately 47 staff and working media members. Media seating is limited, so credentials will be issued according to Texas A&M and the SEC credential guidelines, which can be found at www.12thMan.com/media.

WEEKLY GAME NOTES

Media members wishing to receive the weekly game notes via e-mail can do so by e-mailing Rachel Perreault (rperreault@athletics.tamu.edu).

PRACTICE

All practices are closed to the public and members of the media this season. Previously, only the first 15-20 minutes of selected workouts were open for members of accredited media outlets. Media members wishing to obtain video highlights and/or photos from practice should contact the athletics communications office.

WEEKLY PRESS CONFERENCE

Texas A&M conducts a weekly press conference that will held via Zoom this season on Monday at the Kyle Field Media Center. Coach Jimbo Fisher addresses the media promptly at 1 p.m. Player requests should be made to the athletics communications office no later than 11 a.m. on Sunday. This is the preferred time for all interviews to occur.

SEC TELECONFERENCE

The 14 SEC coaches will be featured on a weekly teleconference each Wednesday from 10 a.m.-12:30 p.m. (CT) beginning September 23 and concluding November 30.

10:00 a.m. Ed Orgeron, LSU
 10:10 a.m. Kirby Smart, Georgia
 10:20 a.m. Dan Mullen, Florida
 10:30 a.m. Derek Mason, Vanderbilt
 10:40 a.m. Nick Saban, Alabama
 10:50 a.m. Jeremy Pruitt, Tennessee
 11:00 a.m. Sam Pittman, Arkansas
 11:10 a.m. Will Muschamp, S. Carolina
 11:20 a.m. Break
 11:30 a.m. Jimbo Fisher, Texas A&M
 11:40 a.m. Mark Stoops, Kentucky
 11:50 a.m. Mike Leach, Mississippi St.
 12:00 p.m. Eli Drinkwitz, Missouri
 12:10 p.m. Gus Malzahn, Auburn
 12:20 p.m. Lane Kiffin, Ole Miss



PRESS BOX

The main press box is now located at the 800 level on the east side of Kyle Field, or the side facing Houston Street, and can be accessed through the elevator at Entry 7 or Entry 9. The TV broadcast booths are located west side of the stadium.

POSTGAME

At home games, post-game interviews with Texas A&M players and head coach Jimbo Fisher are conducted in a specially equipped interview room at the southeast corner of Kyle Field. All press conferences both at home and on the road will be held via Zoom this season.

Alan Cannon (with binoculars) has overseen Texas A&M's football publicity since 1989.

MEDIA WILL CALL

Media will call is located at Entry 7, on the east side of the stadium near the northeast activation tower.

TEXAS A&M ATHLETICS COMMUNICATIONS

ASSOCIATE AD

ALAN CANNON
 (interview requests/credentials)
 E-MAIL: acannon@athletics.tamu.edu
 CELL: (979) 777-4200

ASSISTANT DIRECTOR

MATT CALLAWAY
 (game notes/stats/flip card)
 E-MAIL: mcallaway@athletics.tamu.edu
 CELL: (713) 305-0815

ASSISTANT DIRECTOR

RACHEL PERREAULT
 (game notes/game program)
 E-MAIL: rperreault@athletics.tamu.edu
 CELL: (603) 767-6492

ASSISTANT AD

BRAD MARQUARDT
 E-MAIL: bmarquardt@athletics.tamu.edu
 CELL: (979) 229-8651

SENIOR OFFICE ASSOCIATE

JACKIE THORNTON
 E-MAIL: jackiet@athletics.tamu.edu
 OFFICE: (979) 845-5725

SID MAILING ADDRESS

TEXAS A&M
ATHLETICS COMMUNICATIONS
 1228 TAMU
 College Station, TX 77843-1228

SID OVERNIGHT ADDRESS

TEXAS A&M ATHLETICS
 Media Relations
 756 Houston St.
 College Station, TX 77843

TEXAS A&M DEPTH CHART

OFFENSE

WR	18	Kam Brown, 6-1, 192, Fr-1L, Colleyville, TX
<or>	2	Chase Lane, 6-0, 190, Fr-1L, Houston, TX
<or>	7	Moose Muhammad III, 6-1, 196, Fr-HS, Charlotte, NC
<or>	3	Devin Price, 6-3, 201, Fr-HS, College Station, TX
LT	65	DAN MOORE JR. , 6-5, 315, Sr-3L, Beaumont, TX
	76	Chris Morris, 6-4, 290, Fr-HS, Memphis, TN
LG	55	KENYON GREEN , 6-4, 325, So-1L, Humble, TX
	70	Josh Bankhead, 6-5, 320, Fr-HS, The Woodlands, TX
C	77	Ryan McCollum, 6-5, 300, Gr-3L, Spring, TX
	75	Luke Matthews, 6-4, 320, So-1L, Missouri City, TX
	52	Smart Chibuzo, 6-4, 340, Fr-HS, Fresno, TX
RG	73	JARED HOCKER , 6-5, 325, Sr-3L, North Richland Hills, TX
	64	Layden Robinson, 6-4, 325, Fr-1L, Manvel, TX
	74	Aki Ogunbiyi, 6-4, 325, Fr-HS, Houston, TX
RT	54	CARSON GREEN , 6-6, 315, Sr-3L, Southlake, TX
	53	Blake Trainor, 6-7, 325, Fr-1L, Hallsville, TX
TE	85	JALEN WYDERMYER , 6-5, 265, So-1L, Dickinson, TX
	46	Ryan Renick, 6-2, 225, Gr-2L, Iola, TX
<or>	42	Max Wright, 6-4, 254, So-2L, Katy, TX
<or>	8	Connor Blumrick, 6-5, 215, Jr-1L, Pearland, TX
WR	5	Jalen Preston, 6-2, 212, So-1L, Manvel, TX
<or>	1	Demond Demas, 6-3, 180, Fr-HS, Tomball, TX
WR	9	Hezekiah Jones, 5-11, 180, Jr-2L, Stafford, TX
<or>	16	Kenyon Jackson, 6-6, 195, Fr-RS, Loganville, GA
<or>	4	Dylan Wright, 6-4, 210, Fr-1L, Mesquite, TX
QB	11	KELLEN MOND , 6-3, 217, Sr-3L, San Antonio, TX
<or>	10	Zach Calzada, 6-3, 205, Fr-1L, Sugar Hill, GA
<or>	13	Haynes King, 6-3, 200, Fr-HS, Longview, TX
FB	43	CAGAN BALDREE , 6-4, 250, Gr-1L, Carthage, TX
RB	28	ISAAH SPILLER , 6-1, 225, So-1L, Spring, TX
<or>	0	Ainias Smith, 5-10, 190, So-1L, Missouri City, TX
<or>	6	Devon Achane, 5-9, 185, Fr-HS, Missouri City, TX
<or>	24	Earnest Crownover, 6-1, 220, So-TR, Grandview, TX
<or>	22	Darvon Hubbard, 6-0, 210, Fr-HS, Akron, OH
<or>	25	Deondre Jackson, 5-11, 230, Fr-HS, Stone Mountain, GA

DEFENSE

DE	3	TYREE JOHNSON , 6-4, 240, Jr-2L, Washington, DC
<or>	8	DeMarvin Leal, 6-4, 290, So-1L, San Antonio, TX
	15	Jeremiah Martin, 6-5, 262, Jr-2L, San Bernadino, CA
<or>	41	R.J. Orebo, 6-7, 275, Fr-1L, Dayton, TX
<or>	10	Fadil Diggs, 6-5, 250, Fr-HS, East Camden, NJ
<or>	18	Donell Harris Jr., 6-3, 220, Fr-HS, Liberty City, FL
DT	92	JAYDEN PEEVY , 6-6, 295, Sr-3L, Bellaire, TX
<or>	6	Derick Hunter, 6-4, 310, Fr-1L, Ft. Myers, FL
<or>	34	Isaiah Raikes, 6-1, 325, Fr-HS, Woodbury, NJ
DT	5	BOBBY BROWN III , 6-4, 325, Jr-2L, Arlington, TX
<or>	35	McKinnley Jackson, 6-2, 335, Fr-HS, Lucedale, MS
<or>	93	Dallas Walker IV, 6-3, 335, Fr-HS, Nashville, TN
DE	2	MICHEAL CLEMONS , 6-5, 270, Gr-2L, Garland, TX
	8	DeMarvin Leal, 6-4, 290, So-1L, San Antonio, TX
	46	Braedon Mowry, 6-3, 240, Fr-HS, Katy, TX
WLB	33	Aaron Hansford, 6-3, 245, Sr-2L, Washington, D.C.
<or>	45	Edgerrin Cooper, 6-2, 215, Fr-HS, Covington, LA
<or>	29	Antonio Doyle Jr., 6-3, 250, Fr-HS, St. Louis, MO
<or>	20	Ikenna Okeke, 6-3, 225, Gr-1L, Smyrna, TN
MLB	1	BUDDY JOHNSON , 6-2, 230, Sr-3L, Dallas, TX
<or>	12	Braden White, 5-11, 220, Gr-3L, Florence, AL
<or>	24	Chris Russell Jr., 6-2, 240, So-1L, Dyersburg, TN
<or>	32	Andre White Jr., 6-3, 225, So-1L, Harrisburg, PA
<or>	23	Tarian Lee Jr., 6-2, 230, Fr-RS, Tallahassee, FL
CB	0	MYLES JONES , 6-4, 185, Sr-3L, Magnolia, TX
	16	Brian George, 6-2, 190, Jr-TR, South Bay, FL
CB	17	Jaylon Jones, 6-2, 205, Fr-HS, Cibolo, TX
<or>	11	Travon Fuller, 6-1, 180, Gr-3L, Athens, TX
SF	9	LEON O'NEAL JR. , 6-1, 210, Jr-2L, Cypress, TX
<or>	14	Keldrick Carper, 6-2, 195, Gr-3L, Plain Dealing, LA
<or>	27	Antonio Johnson, 6-3, 190, Fr-HS, East St. Louis, IL
SF	26	DEMANI RICHARDSON , 6-1, 215, So-1L, Waxahachie, TX
	13	Brian Williams, 6-1, 210, So-1L, Dallas, TX
NIC	4	Erick Young, 6-1, 205, So-1L, Richmond, TX
<or>	7	Devin Morris, 6-1, 202, Jr-1L, Caldwell, TX
	21	Josh Moten, 5-11, 165, Fr-HS, Waldorf, MD

SPECIAL TEAMS

PLK	47	SETH SMALL , 5-11, 200, Jr-2L, Katy, TX
	36	Caden Davis, 6-2, 205, Fr-1L, Coppell, TX
P	95	Nik Constantinou, 6-0, 205, Fr-1L, Melbourne, Australia
SNP	40	Connor Choate, 6-1, 200, So-1L, Coppell, TX
	39	Jake Pagel, 6-2, 230, Jr-1L, Dallas, TX

KR	5	Jalen Preston, 6-2, 212, So-1L, Manvel, TX
	2	Chase Lane, 6-0, 190, Fr-1L, Houston, TX
PR	0	Ainias Smith, 5-10, 190, So-1L, Missouri City, TX

BOLD CAPS -- denotes 2019 starter

PRONUNCIATION GUIDE

Audible pronunciations available on the online roster at 12thMan.com

DEVON ACHANEDUH-von ay-CHAIN
 Zach **CALZADA** cal-ZA-duh
 Smart **CHIBUZO** chi-BOO-zo
 Nik **CONSTANTINOU** con-stun-TEE-new
DEMOND DEMAS DUH-mond DEE-mus
FADIL Diggs FUH-dell
TRAVON Fuller TRUH-von
 Alan **GUERRIERI** guh-RARE-e
DARVON Hubbard DAR-von

DeMarvin **LEAL** lee-AL
BRAEDON Mowry BRAY-dun
AKI OGUNBIYI ah-KEY oh-GOON-bee
IKENNA OKEKE EEE-kay-nuh OH-kay-kay
 R.J. **OREBO** oh-REE-bo
 Jake **PAGEL** PAY-gul
 Jalen **WYDERMYER** WHY-der-meyer
DYLAN Wright DAY-lin

TEXAS A&M ALPHABETICAL ROSTER

NO.	PLAYER	POS.	HT	WT	CL-EXP	HOMETOWN (HIGH SCHOOL/PREVIOUS SCHOOL)
6	Achane, Devon	RB	5-9	185	Fr-HS	Missouri City, TX (Ft. Bend Marshall)
43	Baldree, Cagan	FB	6-4	250	Gr-1L	Carthage, TX (Carthage)
70	Bankhead, Josh	OL	6-5	320	Fr-HS	The Woodlands, TX (College Park)
94	Bhatia, Drake	PLK	5-7	152	Fr-HS	Houston, TX (Episcopal)
8	Blumrick, Connor	RB	6-5	215	Jr-1L	Pearland, TX (Pearland)
30	Boykin, Andrew	WR	6-1	181	Jr-1L	Austin, TX (Westlake)
31	Britz, Reinard	QB	6-3	190	So-SQ	Conroe, TX (Oak Ridge)
5	Brown III, Bobby	DL	6-4	325	Jr-2L	Arlington, TX (Lamar)
18	Brown, Kam	WR	6-1	192	Fr-1L	Colleyville, TX (Heritage)
14	Buckley, Camron	WR	6-2	190	Sr-3L	Cedar Hill, TX (Cedar Hill)
29	Bushland, Daniel	WR	6-0	190	So-SQ	Austin, TX (St. Michael's Catholic Academy)
10	Calzada, Zach	QB	6-3	205	Fr-1L	Sugar Hill, GA (Lanier)
14	Carper, Keldrick	DB	6-2	195	Gr-3L	Plain Dealing, LA (Plain Dealing)
81	Chapman, Caleb	WR	6-5	195	So-1L	Friendswood, TX (Clear Brook)
52	Chibuzo, Smart	OL	6-4	340	Fr-HS	Fresno, TX (Hightower)
40	Choate, Connor	DS	6-1	200	So-1L	Coppell, TX (Coppell)
2	Clemons, Michael	DL	6-5	270	Gr-2L	Garland, TX (Sachse/Cisco (TX) JC)
95	Constantinou, Nik	P	6-0	220	Fr-1L	Melbourne, Australia (Penleigh & Essendon)
20	Cook, Connor	RB	6-0	215	Fr-RS	Salado, TX (Salado)
45	Cooper, Edgerrin	LB	6-2	215	Fr-HS	Covington, LA (Covington)
24	Crownover, Earnest	RB	6-1	220	So-TR	Grandview, TX (Grandview/Kilgore JC)
88	Cupp, Baylor	TE	6-6	240	Fr-RS	Brook, TX (Brook)
36	Davis, Caden	PLK	6-2	205	Fr-1L	Coppell, TX (Coppell)
1	Demas, Demand	WR	6-3	180	Fr-HS	Tomball, TX (Tomball)
10	Diggs, Fadil	DL	6-5	250	Fr-HS	East Camden, NJ (Woodrow Wilson)
29	Doyle Jr., Antonio	LB	6-3	250	Fr-HS	St. Louis, MO (Lutheran North)
15	Fisher, Logan	QB	6-1	175	Fr-HS	Brackettville, TX (Brackett)
11	Fuller, Travon	DB	6-1	180	Gr-3L	Athens, TX (Athens)
67	Gallagher, Galen	OL	6-4	300	So-SQ	Orange Grove, TX (Orange Grove)
16	George, Brian	DB	6-2	190	Jr-TR	South Bay, FL (Glades Central/Highland (KS) CC)
48	Graham, Jacob	DS	5-11	206	Fr-HS	Houston, TX (Memorial)
54	Green, Carson	OL	6-6	320	Sr-3L	Southlake, TX (Carroll)
55	Green, Kenyon	OL	6-4	325	So-1L	Humble, TX (Atascocita)
26	Groff, Jacob	WR	6-2	210	Jr-1L	San Antonio, TX (Churchill)
48	Guerrieri, Alan	P/K	5-10	190	Fr-RS	College Station, TX (College Station)
33	Hansford, Aaron	LB	6-3	245	Sr-2L	Washington, D.C. (St. John's College)
18	Harris Jr., Donell	DL	6-3	220	Fr-HS	Liberty City, FL (Gulliver Prep)
73	Hocker, Jared	OL	6-5	325	Sr-3L	North Richland Hills, TX (Birdville)
22	Hubbard, Darvon	RB	6-0	210	Fr-HS	Akron, OH (Willow Canyon)
40	Hughes, Avery	DB	6-0	177	Fr-HS	Sugar Land, TX (Ft. Bend Austin)
53	Hummel, Houston	LB	6-4	250	Fr-HS	Dallas, TX (Highland Park)
6	Hunter, Derick	DL	6-4	310	Fr-1L	Ft. Myers, FL (Dunbar)
25	Jackson, Deondre	RB	5-11	230	Fr-HS	Stone Mountain, GA (Stephenson)
16	Jackson, Kenyon	WR	6-6	195	Fr-RS	Loganville, GA (Grayson)
35	Jackson, McKinnley	DL	6-2	335	Fr-HS	Lucedale, MS (George County)
27	Johnson, Antonio	DB	6-3	190	Fr-HS	East St. Louis, IL (East St. Louis)
1	Johnson, Buddy	LB	6-2	240	Sr-3L	Dallas, TX (Kimball)
3	Johnson, Tyree	DL	6-4	240	Jr-2L	Washington, DC (St. John's College)
38	Johnston, Reed	DB	5-11	200	Jr-SQ	Plano, TX (West)
55	Jones, Adarious	DL	6-4	305	Fr-1L	Virginia Beach, VA (Bishop Sullivan)
9	Jones, Hezekiah	WR	5-11	180	Jr-2L	Stafford, TX (Stafford)
17	Jones, Jaylon	DB	6-2	205	Fr-HS	Cibola, TX (Steele)
0	Jones, Myles	DB	6-4	185	Sr-3L	Magnolia, TX (West)
13	King, Haynes	QB	6-3	200	Fr-HS	Longview, TX (Longview)
63	Kobza, Braeden	OL	5-11	276	Fr-RS	Tomball, TX (Rosehill Christian)
2	Lane, Chase	WR	6-0	190	Fr-1L	Houston, TX (St. Pius X)
8	Leal, DeMarvin	DL	6-4	290	So-1L	San Antonio, TX (Judson)
23	Lee Jr., Tarian	LB	6-2	230	Fr-RS	Tallahassee, FL (Godby)
56	Magee II, Keeath	LB	6-0	240	Gr-2L	Houston, TX (Westfield)

NO.	PLAYER	POS.	HT	WT	CL-EXP	HOMETOWN (HIGH SCHOOL/PREVIOUS SCHOOL)
39	Marek, Brady	DB	6-0	172	Jr-SQ	Keller, TX (Keller)
15	Martin, Jeremiah	DL	6-5	262	Jr-2L	San Bernadino, CA (Cajon)
25	Mason, Reese	DB	6-1	204	So-1L	Magnolia, TX (Magnolia)
75	Matthews, Luke	OL	6-4	320	So-1L	Missouri City, TX (Elkins)
51	Mawad, Joe	DL	6-2	260	Jr-SQ	Westbury, NY (St. Dominic)
77	McCollum, Ryan	OL	6-5	300	Gr-3L	Spring, TX (Klein Oak)
89	Mellenbruch, Justin	TE	6-1	225	Jr-1L	Austin, TX (Westlake)
52	Merrick, Andrew	LB	6-2	225	Fr-HS	Dallas, TX (Parish Episcopal)
11	Mond, Kellen	QB	6-3	217	Sr-3L	San Antonio, TX (IMG Academy (Fla.))
65	Moore Jr., Dan	OL	6-5	315	Sr-3L	Beaumont, TX (West Brook)
7	Morris, Chris	OL	6-4	290	Fr-HS	Memphis, TN (PURE Youth)
7	Morris, Devin	DB	6-1	200	Jr-1L	Caldwell, TX (Caldwell)
21	Moten, Josh	DB	5-11	165	Fr-HS	Waldorf, MD (National Christian Academy)
46	Mowry, Braeden	DL	6-3	240	Fr-HS	Katy, TX (Taylor)
7	Muhammad III, Moose	WR	6-1	196	Fr-HS	Charlotte, NC (Myers Park)
74	Ogunbiyi, Aki	OL	6-4	325	Fr-HS	Houston, TX (Kempner)
50	Ohlen, Kyle	OL	6-2	328	Jr-TR	Austin, TX (Bowie/Abilene Christian)
20	Okeke, Ikenna	LB	6-3	225	Gr-1L	Smyrna, TN (Smyrna)
80	Ondrusek, Tyler	TE	6-7	210	So-SQ	Houston, TX (Westbury Christian)
9	O'Neal Jr., Leon	DB	6-1	210	Jr-2L	Cypress, TX (Cypress Springs)
41	Orebo, R.J.	DL	6-7	275	Fr-1L	Dayton, TX (Dayton)
39	Pagel, Jake	DS	6-2	230	Jr-1L	Dallas, TX (Jesuit)
92	Peewy, Jayden	DL	6-6	295	Sr-3L	Bellaire, TX (Bellaire)
90	Pepin, Travis	DL	6-1	250	So-TR	Rusk, TX (Rusk/East Texas Baptist)
96	Perry, Grant	DL	6-3	228	Fr-HS	Houston, TX (Strake Jesuit)
30	Prendergast, Cade	DB	6-3	194	Jr-SQ	Prosper, TX (Prosper)
5	Preston, Jalen	WR	6-2	212	So-1L	Marvel, TX (Marvel)
3	Price, Devin	WR	6-3	201	Fr-HS	College Station, TX (A&M Consolidated)
34	Raikes, Isaiah	DL	6-1	325	Fr-HS	Woodbury, NJ (St. Augustine Prep)
35	Reaves, Bladen	RB	5-10	195	Fr-RS	Bryan, TX (Pleasant Grove (Texarkana))
71	Reed, Grayson	OL	6-5	300	Jr-2L	Cypress, TX (Cypress Creek)
46	Renick, Ryan	TE	6-2	225	Gr-2L	Iola, TX (Iola/Kansas)
26	Richardson, Demani	DB	6-1	215	So-1L	Waxahachie, TX (Waxahachie)
38	Riethman, Drew	PLK	6-0	215	Gr-1L	Ft. Worth, TX (Nolan Catholic)
64	Robinson, Layden	OL	6-4	325	Fr-1L	Marvel, TX (Marvel)
99	Rogers, Josh	DL	6-5	295	Jr-2L	Houston, TX (Christian)
24	Russell Jr., Chris	LB	6-2	240	So-1L	Dyersburg, TN (Dyersburg)
21	Rutledge, McCrae	RB	5-10	212	Gr-SQ	Uvalde, TX (Uvalde)
17	Sanders, A.J.	RB	5-10	205	Sr-SQ	The Woodlands, TX (College Park)
47	Small, Seth	PLK	5-11	200	Jr-2L	Katy, TX (Katy)
0	Smith, Ainius	RB	5-10	190	So-1L	Missouri City, TX (Ft. Bend Dulles)
87	Smith, Blake	TE	6-4	266	Fr-HS	Southlake, TX (Carroll)
61	Spann, Thomas	OL	6-5	325	Jr-SQ	Mt. Pleasant, TX (Mt. Pleasant/Trinity Valley CC)
28	Spiller, Isaiah	RB	6-1	225	So-1L	Spring, TX (Klein Collins)
19	Taylor, Colton	QB	6-3	200	Gr-1L	Houston, TX (Memorial)
33	Taylor, Dylan	WR	6-4	207	Sr-SQ	Seguin, TX (Seguin/Texas State)
58	Townsend, Garrett	DS	5-11	215	Fr-RS	Houston, TX (Cypress Christian)
53	Trainor, Blake	OL	6-7	325	Fr-1L	Hallsville, TX (Hallsville)
93	Walker IV, Dallas	DL	6-3	335	Fr-HS	Nashville, TN (Smyrna)
47	West, Ethan	WR	5-10	178	Fr-RS	Houston, TX (Stratford)
12	White, Braden	LB	5-11	220	Gr-3L	Florence, AL (Florence)
32	White Jr., Andre	LB	6-3	225	So-1L	Harrisburg, PA (Harrisburg)
13	Williams, Brian	DB	6-1	210	So-1L	Dallas, TX (Bishop Dunne)
4	Wright, Dylan	WR	6-4	210	Fr-1L	Mesquite, TX (West Mesquite)
42	Wright, Max	TE	6-4	254	So-2L	Katy, TX (Katy Taylor)
85	Wydermyer, Jalen	TE	6-5	265	So-1L	Dickinson, TX (Dickinson)
4	Young, Erick	DB	6-1	205	So-1L	Richmond, TX (Ft. Bend Bush)
43	Zettler, Alex	DB	6-0	200	So-SQ	West Jordan, UT (Brighton)

Opted out of 2020 season: Jahmon Ausbon, Elijah Blades, Ke'Shun Brown, Clifford Chattman. James Foster, Anthony Hines III, Derrick Tucker

TEXAS A&M NUMERICAL ROSTER

NO.	PLAYER	POS.	HT	WT	CL-EXP	HOMETOWN (HIGH SCHOOL/PREVIOUS SCHOOL)
0	Jones, Myles	DB	6-4	185	Sr-3L	Magnolia, TX (West)
0	Smith, Ainas	RB	5-10	190	So-1L	Missouri City, TX (Ft. Bend Dulles)
1	Demas, Demond	WR	6-3	180	Fr-HS	Tomball, TX (Tomball)
1	Johnson, Buddy	LB	6-2	240	Sr-3L	Dallas, TX (Kimball)
2	Clemons, Micheal	DL	6-5	270	Gr-2L	Garland, TX (Sachse/Cisco (TX) JC)
2	Lane, Chase	WR	6-0	190	Fr-1L	Houston, TX (St. Pius X)
3	Johnson, Tyree	DL	6-4	240	Jr-2L	Washington, DC (St. John's College)
3	Price, Devin	WR	6-3	201	Fr-HS	College Station, TX (A&M Consolidated)
4	Wright, Dylan	WR	6-4	210	Fr-1L	Mesquite, TX (West Mesquite)
4	Young, Erick	DB	6-1	205	So-1L	Richmond, TX (Ft. Bend Bush)
5	Brown III, Bobby	DL	6-4	325	Jr-2L	Arlington, TX (Lamar)
5	Preston, Jalen	WR	6-2	212	So-1L	Marvel, TX (Marvel)
6	Achane, Devon	RB	5-9	185	Fr-HS	Missouri City, TX (Ft. Bend Marshall)
6	Hunter, Derick	DL	6-4	310	Fr-1L	Ft. Myers, FL (Dunbar)
7	Morris, Devin	DB	6-1	200	Jr-1L	Caldwell, TX (Caldwell)
7	Muhammad III, Moose	WR	6-1	196	Fr-HS	Charlotte, NC (Myers Park)
8	Blumrick, Connor	RB	6-5	215	Jr-1L	Pearland, TX (Pearland)
8	Leal, DeMarvin	DL	6-4	290	So-1L	San Antonio, TX (Judson)
9	Jones, Hezekiah	WR	5-11	180	Jr-2L	Stafford, TX (Stafford)
9	O'Neal Jr., Leon	DB	6-1	210	Jr-2L	Cypress, TX (Cypress Springs)
10	Calzada, Zach	QB	6-3	205	Fr-1L	Sugar Hill, GA (Lanier)
10	Diggs, Fadil	DL	6-5	250	Fr-HS	East Camden, NJ (Woodrow Wilson)
11	Fuller, Travon	DB	6-1	180	Gr-3L	Athens, TX (Athens)
11	Mond, Kellen	QB	6-3	217	Sr-3L	San Antonio, TX (IMG Academy (Fla.))
12	White, Braden	LB	5-11	220	Gr-3L	Florence, AL (Florence)
13	King, Haynes	QB	6-3	200	Fr-HS	Longview, TX (Longview)
13	Williams, Brian	DB	6-1	210	So-1L	Dallas, TX (Bishop Dunne)
14	Buckley, Camron	WR	6-2	190	Sr-3L	Cedar Hill, TX (Cedar Hill)
14	Carper, Keldrick	DB	6-2	195	Gr-3L	Plain Dealing, LA (Plain Dealing)
15	Fisher, Logan	QB	6-1	175	Fr-HS	Brackettville, TX (Brackett)
15	Martin, Jeremiah	DL	6-5	262	Jr-2L	San Bernadino, CA (Cajon)
16	George, Brian	DB	6-2	190	Jr-TR	South Bay, FL (Glades Central/Highland (KS) CC)
16	Jackson, Kenyon	WR	6-6	195	Fr-RS	Loganville, GA (Grayson)
17	Jones, Jaylon	DB	6-2	205	Fr-HS	Cibola, TX (Steele)
17	Sanders, A.J.	RB	5-10	205	Sr-SQ	The Woodlands, TX (College Park)
18	Brown, Kam	WR	6-1	192	Fr-1L	Colleyville, TX (Heritage)
18	Harris Jr., Donell	DL	6-3	220	Fr-HS	Liberty City, FL (Gulliver Prep)
19	Taylor, Colton	QB	6-3	200	Gr-1L	Houston, TX (Memorial)
20	Cook, Connor	RB	6-0	215	Fr-RS	Salado, TX (Salado)
20	Okeke, Ikenna	LB	6-3	225	Gr-1L	Smyrna, TN (Smyrna)
21	Maten, Josh	DB	5-11	165	Fr-HS	Waldorf, MD (National Christian Academy)
21	Rutledge, McCrae	RB	5-10	212	Gr-SQ	Uvalde, TX (Uvalde)
22	Hubbard, Darvon	RB	6-0	210	Fr-HS	Akron, OH (Willow Canyon)
23	Lee Jr., Tarian	LB	6-2	230	Fr-RS	Tallahassee, FL (Godby)
24	Crownover, Earnest	RB	6-1	220	So-TR	Grandview, TX (Grandview/Kilgore JC)
24	Russell Jr., Chris	LB	6-2	240	So-1L	Dyersburg, TN (Dyersburg)
25	Jackson, Deondre	RB	5-11	230	Fr-HS	Stone Mountain, GA (Stephenson)
25	Mason, Reese	DB	6-1	204	So-1L	Magnolia, TX (Magnolia)
26	Groff, Jacob	WR	6-2	210	Jr-1L	San Antonio, TX (Churchill)
26	Richardson, Demani	DB	6-1	215	So-1L	Waxahachie, TX (Waxahachie)
27	Johnson, Antonio	DB	6-3	190	Fr-HS	East St. Louis, IL (East St. Louis)
28	Spiller, Isaiah	RB	6-1	225	So-1L	Spring, TX (Klein Collins)
28	Walton, Jamal	DB	5-11	180	So-RS	Miami, FL (Miramar)
29	Bushland, Daniel	WR	6-0	190	So-SQ	Austin, TX (St. Michael's Catholic Academy)
29	Doyle Jr., Antonio	LB	6-3	250	Fr-HS	St. Louis, MO (Lutheran North)
30	Boykin, Andrew	WR	6-1	181	Jr-1L	Austin, TX (Westlake)
30	Prendergast, Cade	DB	6-3	194	Jr-SQ	Prosper, TX (Prosper)
31	Britz, Reinard	QB	6-3	190	So-SQ	Conroe, TX (Oak Ridge)
32	White Jr., Andre	LB	6-3	225	So-1L	Harrisburg, PA (Harrisburg)

NO.	PLAYER	POS.	HT	WT	CL-EXP	HOMETOWN (HIGH SCHOOL/PREVIOUS SCHOOL)
33	Hansford, Aaron	LB	6-3	245	Sr-2L	Washington, D.C. (St. John's College)
33	Taylor, Dylan	WR	6-4	207	Sr-SQ	Seguin, TX (Seguin/Texas State)
34	Raikes, Isaiah	DL	6-1	325	Fr-HS	Woodbury, NJ (St. Augustine Prep)
35	Jackson, McKinnley	DL	6-2	335	Fr-HS	Lucedale, MS (George County)
35	Reaves, Bladen	RB	5-10	195	Fr-RS	Bryan, TX (Pleasant Grove (Texarkana))
36	Davis, Caden	PLK	6-2	205	Fr-1L	Coppell, TX (Coppell)
38	Johnston, Reed	DB	5-11	200	Jr-SQ	Plano, TX (West)
38	Riethman, Drew	PLK	6-0	215	Gr-1L	Ft. Worth, TX (Nolan Catholic)
39	Marek, Brady	DB	6-0	172	Jr-SQ	Keller, TX (Keller)
39	Pagel, Jake	DS	6-2	230	Jr-1L	Dallas, TX (Jesuit)
40	Choate, Connor	DS	6-1	200	So-1L	Coppell, TX (Coppell)
40	Hughes, Avery	DB	6-0	177	Fr-HS	Sugar Land, TX (Ft. Bend Austin)
41	Orebo, R.J.	DL	6-7	275	Fr-1L	Dayton, TX (Dayton)
42	Wright, Max	TE	6-4	254	So-2L	Katy, TX (Katy Taylor)
43	Baldree, Cagan	FB	6-4	250	Gr-1L	Carthage, TX (Carthage)
43	Zettler, Alex	DB	6-0	200	So-SQ	West Jordan, UT (Brighton)
45	Cooper, Edgerrin	LB	6-2	215	Fr-HS	Covington, LA (Covington)
46	Mowry, Brendon	DL	6-3	240	Fr-HS	Katy, TX (Taylor)
46	Renick, Ryan	TE	6-2	225	Gr-2L	Iola, TX (Iola/Kansas)
47	Small, Seth	PLK	5-11	200	Jr-2L	Katy, TX (Katy)
47	West, Ethan	WR	5-10	178	Fr-RS	Houston, TX (Stratford)
48	Graham, Jacob	DS	5-11	206	Fr-HS	Houston, TX (Memorial)
48	Guerrieri, Alan	P/K	5-10	190	Fr-RS	College Station, TX (College Station)
50	Ohlen, Kyle	OL	6-2	328	Jr-TR	Austin, TX (Bowie/Abilene Christian)
51	Mawad, Joe	DL	6-2	260	Jr-SQ	Westbury, NY (St. Dominic)
52	Chibuzo, Smart	OL	6-4	340	Fr-HS	Fresno, TX (Hightower)
52	Merrick, Andrew	LB	6-2	225	Fr-HS	Dallas, TX (Parish Episcopal)
53	Hummel, Houston	LB	6-4	250	Fr-HS	Dallas, TX (Highland Park)
53	Trainor, Blake	OL	6-7	325	Fr-1L	Hallsville, TX (Hallsville)
54	Green, Carson	OL	6-6	320	Sr-3L	Southlake, TX (Carroll)
55	Green, Kenyon	OL	6-4	325	So-1L	Humble, TX (Atascocita)
55	Jones, Adarious	DL	6-4	305	Fr-1L	Virginia Beach, VA (Bishop Sullivan)
56	Magee II, Keeath	LB	6-0	240	Gr-2L	Houston, TX (Westfield)
58	Townsend, Garrett	DS	5-11	215	Fr-RS	Houston, TX (Cypress Christian)
61	Spann, Thomas	OL	6-5	325	Jr-SQ	Mt. Pleasant, TX (Mt. Pleasant/Trinity Valley CC)
63	Kobza, Braeden	OL	5-11	276	Fr-RS	Tomball, TX (Rosehill Christian)
64	Robinson, Layden	OL	6-4	325	Fr-1L	Marvel, TX (Marvel)
65	Moore Jr., Dan	OL	6-5	315	Sr-3L	Beaumont, TX (West Brook)
67	Gallagher, Galen	OL	6-4	300	So-SQ	Orange Grove, TX (Orange Grove)
70	Bankhead, Josh	OL	6-5	320	Fr-HS	The Woodlands, TX (College Park)
71	Reed, Grayson	OL	6-5	300	Jr-2L	Cypress, TX (Cypress Creek)
73	Hocker, Jared	OL	6-5	325	Sr-3L	North Richland Hills, TX (Birdville)
74	Ogunbiyi, Aki	OL	6-4	325	Fr-HS	Houston, TX (Kempner)
75	Matthews, Luke	OL	6-4	320	So-1L	Missouri City, TX (Elkins)
76	Morris, Chris	OL	6-4	290	Fr-HS	Memphis, TN (PURE Youth)
77	McCollum, Ryan	OL	6-5	300	Gr-3L	Spring, TX (Klein Oak)
80	Ondrusek, Tyler	TE	6-7	210	So-SQ	Houston, TX (Westbury Christian)
81	Chapman, Caleb	WR	6-5	195	So-1L	Friendswood, TX (Clear Brook)
85	Wydermyer, Jalen	TE	6-5	265	So-1L	Dickinson, TX (Dickinson)
87	Smith, Blake	TE	6-4	266	Fr-HS	Southlake, TX (Carroll)
88	Cupp, Baylor	TE	6-6	240	Fr-RS	Brock, TX (Brock)
89	Mellenbruch, Justin	TE	6-1	225	Jr-1L	Austin, TX (Westlake)
90	Pepin, Travis	DL	6-1	250	So-TR	Rusk, TX (Rusk/East Texas Baptist)
92	Peewy, Jayden	DL	6-6	295	Sr-3L	Bellaire, TX (Bellaire)
93	Walker IV, Dallas	DL	6-3	335	Fr-HS	Nashville, TN (Smyrna)
94	Bhatia, Drake	PLK	5-7	152	Fr-HS	Houston, TX (Episcopal)
95	Constantinou, Nik	P	6-0	220	Fr-1L	Melbourne, Australia (Penleigh & Essendon)
96	Perry, Grant	DL	6-3	228	Fr-HS	Houston, TX (Strake Jesuit)
99	Rogers, Josh	DL	6-5	295	Jr-2L	Houston, TX (Christian)

Opted out of 2020 season: Jahmon Ausbon, Elijah Blades, Ke'Shun Brown, Clifford Chattman, James Foster, Anthony Hines III, Derrick Tucker

LAST 10 SINGLE-GAME PERFORMANCES

10-OR-MORE TACKLES GAME

PLAYER	DATE	OPP.	TACKLES
Buddy Johnson	Oct. 17, 2020	@ Mississippi State	12
Buddy Johnson	Oct. 10, 2020	Florida	11
Aaron Hansford	Sept. 26, 2020	Vanderbilt	11
Buddy Johnson	Sept. 26, 2020	Vanderbilt	11
Anthony Hines III	Nov. 30, 2019	LSU	12
Buddy Johnson	Oct. 19, 2019	Ole Miss	10
Buddy Johnson	Oct. 12, 2019	Alabama	11
Demani Richardson	Oct. 12, 2019	Alabama	11
Clifford Chattman	Oct. 12, 2019	Alabama	10
Keldrick Carper	Sept. 28, 2019	N Arkansas	10

300-YARD PASSING GAME

PLAYER	DATE	OPP.	PASS YDS
Kellen Mond	Oct. 10, 2020	Florida	338
Kellen Mond	Oct. 3, 2020	@ Alabama	318
Kellen Mond	Sept. 21, 2019	Auburn	335
Kellen Mond	Sept. 14, 2019	Lamar	317
Kellen Mond	Oct. 13, 2018	@ South Carolina	353
Kellen Mond	Sept. 8, 2018	Clemson	430
Nick Starkel	Dec. 29, 2017	N Wake Forest	499
Nick Starkel	Nov. 11, 2017	New Mexico	416
Kellen Mond	Sept. 16, 2017	Louisiana	301
Trevor Knight	Dec. 28, 2016	N Kansas State	310

100-YARD RUSHING GAME

PLAYER	DATE	OPP.	RUSH YDS
Isaiah Spiller	Oct. 17, 2020	@ Mississippi State	114
Isaiah Spiller	Oct. 10, 2020	Florida	174
Isaiah Spiller	Sept. 26, 2020	Vanderbilt	117
Kellen Mond	Dec. 27, 2019	N Oklahoma State	117
Cordarrion Richardson	Nov. 16, 2019	South Carolina	130
Isaiah Spiller	Nov. 16, 2019	South Carolina	129
Isaiah Spiller	Nov. 2, 2019	UTSA	217
Isaiah Spiller	Sept. 14, 2019	Lamar	116
Isaiah Spiller	Aug. 29, 2019	Texas State	106
Jashaun Corbin	Aug. 29, 2019	Texas State	103

100-YARD RECEIVING GAME

PLAYER	DATE	OPP.	REC YDS
Caleb Chapman	Oct. 10, 2020	Florida	151
Ainias Smith	Oct. 3, 2020	@ Alabama	123
Jhamon Ausbon	Sept. 21, 2019	Auburn	111
Jhamon Ausbon	Sept. 14, 2019	Lamar	109
Quartney Davis	Nov. 24, 2018	LSU	101
Jace Sternberger	Oct. 13, 2018	@ South Carolina	145
Quartney Davis	Oct. 13, 2018	@ South Carolina	127
Kendrick Rogers	Sept. 8, 2018	Clemson	120
Christian Kirk	Dec. 29, 2017	N Wake Forest	189
Jhamon Ausbon	Dec. 29, 2017	N Wake Forest	112

10 OR MORE RECEPTIONS GAME

PLAYER	DATE	OPP.	REC
Christian Kirk	Dec. 29, 2017	N Wake Forest	13
Jhamon Ausbon	Dec. 29, 2017	N Wake Forest	12
Josh Reynolds	Dec. 28, 2016	N Kansas State	12
Christian Kirk	Oct. 1, 2016	@ South Carolina	12
Christian Kirk	Dec. 30, 2015	N Louisville	10
Josh Reynolds	Dec. 30, 2015	N Louisville	11
Speedy Noil	Oct. 11, 2014	Ole Miss	11
Ricky Seals-Jones	Oct. 4, 2014	@ Mississippi State	10
Malcome Kennedy	Aug. 28, 2014	@ South Carolina	14
Mike Evans	Oct. 19, 2013	Auburn	11

200-YARD ALL-PURPOSE GAME

PLAYER	DATE	OPP.	A-P YDS
Isaiah Spiller	Nov. 2, 2019	UTSA	224
Trayveon Williams	Dec. 31, 2018	N NC State	241
Trayveon Williams	Nov. 10, 2018	Ole Miss	243
Trayveon Williams	Oct. 6, 2018	Kentucky	210
Trayveon Williams	Aug. 30, 2018	Northwestern State	242
Christian Kirk	Dec. 29, 2017	N Wake Forest	219
Christian Kirk	Nov. 11, 2017	New Mexico	210
Trayveon Williams	Nov. 4, 2017	Auburn	233
Christian Kirk	Sept. 23, 2017	N Arkansas	246
Trayveon Williams	Sept. 3, 2017	UCLA	203

INDIVIDUAL 2020 SEASON & CAREER HIGHS

OFFENSE

#18 - Kam Brown

2, 2x, last at Alabama **Rec.** 2, 3x, last at Alabama, 2020
 26 vs. Vanderbilt **Rec. Yds** 26 vs. Vanderbilt, 2020
 n/a **Rec. TDs** n/a
 15 vs. Vanderbilt **Long Play** 20 vs. UTSA, 2019

#81 - Caleb Chapman

9 vs. Florida **Rec.** 9 vs. Florida, 2020
 151 vs. Florida **Rec. Yds** 151 vs. Florida, 2020
 2 vs. Florida **Rec. TDs** 2 vs. Florida, 2020
 51 vs. Florida **Long Play** 51 vs. Florida, 2020

#9 - Hezekiah Jones

..... **Rec.** 5 at Miss. St., 2018
 **Rec. Yds** 51 at Miss. St., 2018
 **Rec. TDs** n/a
 **Long Play** 18 at Miss. St., 2018

#2 - Chase Lane

..... **Rec.** 6 at Alabama, 2020
 **Rec. Yds** 70 at Miss. State, 2020
 **Rec. TDs** 1, 2x, last at Miss. State, 2020
 **Long Play** 51 at Miss. State, 2020

#5 - Jalen Preston

4 vs. Vanderbilt **Rec.** 4 vs. Vanderbilt, 2020
 39 vs. Vanderbilt **Rec. Yds** 39 vs. Vanderbilt, 2020
 n/a **Rec. TDs** n/a
 21 vs. Vanderbilt **Long Play** 21 vs. Vanderbilt, 2020

#46 - Ryan Renick

1 at Alabama **Rec.** 1, 5x, last at Alabama, 2020
 17 at Alabama **Rec. Yds** 19 vs. Lamar, 2019
 1 at Alabama **Rec. TDs** 1 at Alabama, 2020
 17 at Alabama **Long Play** 19 vs. Lamar, 2019

#85 - Jalen Wydermyer

8 at Alabama **Rec.** 8 at Alabama, 2020
 82 at Alabama **Rec. Yds** 82 at Alabama, 2020
 n/a **Rec. TDs** 2 vs. Alabama, 2019
 18 at Alabama **Long Play** 52 vs. Miss. St., 2019

#0 - Ainius Smith

6 at Alabama **Rec.** 6, 2x, last at Alabama, 2020
 123 at Alabama **Rec. Yds** 123 at Alabama, 2020
 2 at Alabama **Rec. TDs** 2 at Alabama, 2020
 47 at Alabama **Long Play** 47 at Alabama, 2020
 10, 2x, last at Miss. State **Rushes** 10, 2x, last at Miss. State, 2020
 52 at Miss. State **Rush Yds** 54 vs. Oklahoma St., 2019
 1 vs. Vanderbilt **Rush TD** 1 vs. Vanderbilt, 2020
 25 vs. Vanderbilt **Long Play** 25 vs. Vanderbilt, 2020

#28 - Isaiah Spiller

27 vs. Florida **Rushes** 27 vs. Florida, 2020
 174 vs. Florida **Rush Yds** 217 vs. UTSA, 2019
 2, 2x, last at Miss. State **Rush TD** 3 vs. UTSA, 2019
 57 vs. Vanderbilt **Long Play** 85 vs. Texas State, 2019

#11 - Kellen Mond

25, 2x, last vs. Florida **Comp.** 31 vs. Auburn, 2019
 44 at Alabama **Att.** 49, 2x, last vs. Auburn, 2019
 338 vs. Florida **Pass. Yds** 430 vs. Clemson, 2018
 3, 2x, last vs. Florida **Pass. TDs** 6 vs. LSU, 2018
 51, 2x, last at Miss. State **Long Pass** 81 vs. Louisiana, 2017
 8 at Alabama **Rushes** 20 vs. LSU, 2018
 19 at Alabama **Rush Yds** 117 vs. Ok. State, 2019
 13 vs. Vanderbilt **Long Rush** 79 vs. Arkansas, 2017
 n/a **Rush TD** 2, 2x, last vs. Miss. St., 2019

#10 - Zach Calzada

..... **Comp.** 4, 3x, last vs. UTSA, 2019
 **Att.** 9 vs. Texas State, 2019
 **Pass. Yds** 68 vs. Lamar, 2019
 **Long Pass** 25 vs. Lamar, 2019
 **Pass TD** 2 vs. Lamar, 2019

#13 - Haynes King

..... **Comp.** 1 at Alabama, 2020
 **Att.** 3 at Alabama, 2020
 **Pass. Yds** 17 at Alabama, 2020
 **Long Pass** 17 at Alabama, 2020
 **Pass TD** n/a
 **Rushes** 5 at Alabama, 2020
 **Rush Yds** 43 at Alabama, 2020

DEFENSE

#5 - Bobby Brown III

3, 3x, last vs. Florida **Tackles** 4 vs. Auburn, 2019
 1.0 vs. Florida **TFL** 1.0, 3x, last vs. Florida, 2020
 1.0 vs. Florida **Sacks** 1.0 vs. Florida, 2020
 1 vs. Vanderbilt **QBH** 2 vs. UTSA, 2019
 n/a **Block** 1 vs. Lamar, 2019

#14 - Keldrick Carper

4 at Alabama **Tackles** 10 vs. Arkansas, 2019
 n/a **TFL** 1.5 vs. Auburn, 2019
 n/a **Sacks** 1.0 vs. UTSA, 2019
 1 vs. Vanderbilt **PBU** 2 vs. Northwestern St., 2018

#2 - Micheal Clemons

4 vs. Vanderbilt **Tackles** 6, 2x, last vs. Arkansas, 2019
 1.5 vs. Vanderbilt **TFL** 1.5 vs. Vanderbilt, 2020
 1.5 vs. Vanderbilt **Sacks** 1.5 vs. Vanderbilt, 2020
 1 at Alabama **QBH** 3 vs. South Carolina, 2019

#22 - Earnest Crownover

..... **Tackles** 1 at Alabama, 2020

#11 - Travon Fuller

..... **Tackles** 3, 2x, last vs. Texas St., 2019
 **TFL** 1.0 vs. Lamar, 2019
 **PBU** 1 at Ole Miss, 2019

#33 - Aaron Hansford

11 vs. Vanderbilt **Tackles** 11 vs. Vanderbilt, 2020
 1.0, 2x, last at Miss. State **TFL** 1.0, 4x, last at Miss. State, 2020
 1.0 at Miss. State **Sacks** 1.0, 3x, last at Miss. State, 2020
 1 at Miss. State **QBH** 1, 4x, last at Miss. State, 2020
 n/a **PBU** 1, 2x, last vs. Miss. St., 2019

#6 - Derick Hunter

..... **Tackles** 3 at Alabama, 2020
 **TFL** 1.0 at Alabama, 2020

#35 - McKinley Jackson

..... **Tackles** 2, 2x, last vs. Florida, 2020
 **TFL** 0.5 vs. Vanderbilt, 2020
 **Sacks** 0.5 vs. Vanderbilt, 2020
 **QBH** 1, 2x, last at Miss. State, 2020
 **PBU** 2 at Miss. State, 2020

#27 - Antonio Johnson

..... **Tackles** 4 at Miss. State, 2020
 **TFL** 0.5 at Miss. State, 2020

#1 - Buddy Johnson

12 at Miss. State **Tackles** 12 at Miss. State, 2020
 1.0, 2x, last at Miss. State **TFL** 2.5 vs. Arkansas, 2019
 1.0 at Miss. State **Sacks** 1.0, 3x, last at Miss. State, 2020
 n/a **QBH** 1, 3x, last vs. UTSA, 2019
 1 vs. Florida **FF** 1, 2x, last vs. Florida, 2020
 2 at Miss. State **PBU** 1 at Miss. State, 2020

#3 - Tyree Johnson

2 vs. Florida **Tackles** 8 at Ole Miss, 2019
 0.5 at Miss. State **TFL** 2.0, 3x, last vs. Ok. State, 2019
 0.5 at Miss. State **Sacks** 2.0 vs. Oklahoma State, 2019
 n/a **QBH** 1, 7x, last vs. UTSA, 2019
 n/a **FF** 1 vs. UAB, 2018

#16 - Jaylon Jones

..... **Tackles** 6 vs. Vanderbilt, 2020

#0 - Myles Jones

6, 2x, last at Miss. State **Tackles** 9, vs Wake Forest, 2017
 1.0 at Miss. State **TFL** 1.0, 4x, last at Miss. State, 2020
 1 at Miss. State **INT** 2 vs. Texas State, 2019
 1 vs. Vanderbilt **PBU** 3 vs. New Mexico, 2017
 n/a **FF** 1, 2x, last vs. Miss. St., 2019

#8 - DeMarvin Leal

7 vs. Vanderbilt **Tackles** 7 vs. Vanderbilt, 2020
 2.0 vs. Vanderbilt **TFL** 2.0, 2x, last vs. Vanderbilt, 2020
 1.0 at Miss. State **Sacks** 1.0, 2x, last at Miss. State, 2020
 3 at Miss. State **QBH** 3 at Miss. State, 2020
 1 at Alabama **INT** 1 at Alabama, 2020
 1 at Miss. State **PBU** 1, 2x, last at Miss. State, 2020

#15 - Jeremiah Martin

1 vs. Vanderbilt **Tackles** 2, 2x, last vs. Miss. St., 2019
 n/a **TFL** 1.0, 3x, last vs. Ok. State, 2019
 n/a **QBH** 2 vs. Lamar, 2019

#7 - Devin Morris

6 at Miss. State **Tackles** 6 at Miss. State, 2020
 1.0 vs. Vanderbilt **TFL** 1.0, 4x, last vs. Vanderbilt, 2020
 n/a **Sacks** 1.0, 2x, last at LSU, 2019
 1 vs. Florida **PBU** 1, 2x, last vs. Florida, 2020
 n/a **INT** 1 vs. Miss. St., 2019

#9 - Leon O'Neal, Jr.

7 vs. Vanderbilt **Tackles** 7 vs. Vanderbilt, 2020
 2.0 vs. Vanderbilt **TFL** 2.0 vs. Vanderbilt, 2020
 n/a **PBU** 1, 4x, last at LSU, 2019
 n/a **INT** 1, 2x, last vs. Texas St., 2019
 n/a **QBH** 2 at Ole Miss, 2019

#92 - Jayden Peevy

5, 3x, last at Miss. State **Tackles** 6 vs. New Mexico, 2017
 1.5 vs. Vanderbilt **TFL** 1.5, 2x, last vs. Vanderbilt, 2020
 n/a **Sacks** 1.0, 4x, last vs. Miss. St., 2019
 1, 2x, last vs. Florida **QBH** 1, 7x, last vs. Florida, 2020
 1 at Miss. State **FR** 1 at Miss. State, 2020
 n/a **Block** 2 vs. UAB, 2018

#26 - Demani Richardson

8 vs. Florida **Tackles** 11 vs. Alabama, 2019
 1.0 vs. Vanderbilt **TFL** 2.0 vs. Oklahoma State, 2019
 1 vs. Florida **PBU** 1, 3x, last vs. Florida, 2020
 1 vs. Vanderbilt **INT** 1, 2x, last vs. Vanderbilt, 2020
 n/a **FF** 1 vs. Miss. State, 2019

#24 - Chris Russell Jr.

..... **Tackles** 2 at Miss. State, 2020
 **Block** 1 at Miss. State, 2020

#32 - Andre White Jr.

6 at Alabama **Tackles** 6 at Alabama, 2020
 0.5 vs. Vanderbilt **TFL** 1.0, 2x, last vs. USC, 2019
 n/a **Sacks** 1.0 vs. USC, 2019
 1 vs. Vanderbilt **QBH** 1, 2x, last vs. Vanderbilt, 2020
 1 vs. Vanderbilt **PBU** 1 vs. Vanderbilt, 2020

#58 - Braden White

..... **Tackles** 4 vs. New Mexico, 2017
 **QBH** 1 vs. Lamar, 2019

#13 - Brian Williams

4 at Miss. State **Tackles** 4 at Miss. State, 2020
 1.0 at Miss. State **TFL** 1.0 at Miss. State, 2020
 1.0 at Miss. State **Sack** 1.0 at Miss. State, 2020

#4 - Erick Young

3 vs. Vanderbilt **Tackles** 3 vs. Vanderbilt, 2020
 n/a **TFL** 0.5 vs. UTSA, 2019
 n/a **INT** 1 vs. UTSA, 2019

SPECIAL TEAMS

#47 - Seth Small

..... **FG Made** 4 at S. Carolina, 2018
 **Long FG** 52, 2x, last at S. Carolina, 2018

#0 - Ainius Smith

..... **Punt Returns** 4, 2x, last vs. S Carolina, 2019
 **Return Yds** 65 at Ole Miss, 2019
 **Long Return** 34 at Ole Miss, 2019
 **KO Returns** 3 vs. Miss. St., 2019
 **Return Yds** 49 vs. Miss. St., 2019
 **Long Return** 31 vs. Arkansas, 2019



11 KELLEN MOND

QB | SR-3L | SAN ANTONIO, TEXAS [IMG ACADEMY (FLA.)]

- Senior QB Kellen Mond holds the all-time record at Texas A&M in career passing yards, completions and attempts, while also ranking among the top five all-time in career passing touchdowns, total offense and QB victories.
- Mond garnered a number of preseason accolades as he was named to the Davey O'Brien Award, Maxwell Award, Wuerffel Trophy and Manning Award Watch Lists prior to his final season.
- In the offseason, Mond was selected to represent student-athletes, Texas A&M Athletics and members of the student body on Texas A&M President Michael K. Young's Commission on Diversity, Equity and Inclusion.
- Mond is among the winningest quarterbacks in Texas A&M history, boasting a 24-13 career record, which puts him in a tie for second all-time.
- Mond joined Johnny Manziel as the only Aggies in program history to throw for over 7,000 yards and rush for over 1,000 yards, as well as the only signal callers to tally over 9,000 yards of total offense in their careers.
- Mond has rushed and passed for a touchdown in the same game 15 times in his career, which leads all SEC quarterbacks, most recently doing so in the Texas Bowl win over Oklahoma State.
- Against UTSA in 2019, Mond went 16-for-21, good for a career-best 76.2 completion percentage ... He threw for 70-percent-or-better four times last season after doing so just twice prior to his junior season.
- Mond has surpassed the 300-passing yard mark seven times in his career, most recently with 338 against Florida this season... Only Jerrod Johnson (12), Johnny Manziel (10) have tallied more 300-yard games.
- As a high schooler, Mond set the IMG Academy season records in 2016 for passing touchdowns and rushing touchdowns as a senior ... He passed for 1,936 yards and 20 TDs and rushed for 775 yards and 18 scores.

CAREER BESTS

COMPLETIONS31 vs. Auburn, 2019
 ATTEMPTS 49, 2x, last vs. Auburn, 2019
 PASSING YARDS..... 430 vs. Clemson, 2018
 PASSING TDs 6 vs. LSU, 2018
 RUSHES 20 vs. LSU, 2018
 RUSH YARDS 117 vs. Oklahoma State, 2019
 RUSH TDs 2, 2x last vs. Mississippi State, 2019



1 BUDDY JOHNSON

LB | SR-3L | DALLAS, TEXAS [KIMBALL]

- Senior LB Buddy Johnson has led the Aggie defense in all four games this season and has made double-digit tackles in three of the first four games.
- He has made double-digit tackles in a game five times in his career.
- At Mississippi State, A&M's defense went to work, tallying 6.0 sacks and only allowed -2 rushing yards ... Johnson filled out the stat sheet with 12 tackles, two breakups, a sack and a forced fumble.
- Prior to his final season, Johnson was named to the Butkus Award and Nagurski Award Watch Lists.
- Johnson was one of the most consistent performers on the A&M defense in 2019 ... He led the A&M defense with 77 tackles and was top three on the team in tackles for loss with 9.5 on the year.
- Last season, Johnson picked up a fumble forced by Justin Madubuike in the third quarter of the Ole Miss game and returned it 62 yards for a touchdown, marking A&M's longest fumble returned for a TD since the 2004 season.
- He was named SEC Defensive Player of the week for his outstanding play at Ole Miss ... He was the only Aggie to earn a conference weekly honor last season.
- He played in 11 games as a sophomore, making three starts.

CAREER BESTS

TACKLES.....12, at Mississippi State, 2020
 TFL2.5 vs. Arkansas, 2019
 SACKS 1.0, two times, last vs. Arkansas, 2019
 QBH..... 1, two times, last vs. Arkansas, 2019

2020 TEXAS A&M FOOTBALL STATISTICS

SCHEDULE / RESULTS / RECORD BREAKDOWN

Date	Opponent		Score	Overall	SEC	Start	Time	Temp	Attend
Sat Sep 26	* Vanderbilt	W	17-12	1-0	1-0	6:30 PM	3:08	88°	24,073
Sat Oct 3	* at 2/2 Alabama	L	24-52	1-1	1-1	2:30 PM	3:18	73°	19,424
Sat Oct 10	* 4/3 Florida	W	41-38	2-1	2-1	11:00 AM	3:22	72°	24,709
Sat Oct 17	* at Mississippi State	W	28-14	3-1	3-1	3:00 PM	3:05	68°	13,142
Sat Oct 31	* Arkansas								
Sat Nov 7	* at South Carolina								
Sat Nov 14	* at Tennessee								
Sat Nov 21	* Ole Miss								
Sat Nov 28	* LSU								
Sat Dec 5	* at Auburn								

* - SEC Game

Rankings reflected as AP/USA Today ranking at time of the game

2020 UNDER SEASON FISHER

Overall.....	3-1.....	20-10
Home	2-0	13-3
Away	1-1.....	3-7
Neutral	0-0	4-0
SEC.....	3-1.....	12-8
Non-Conference	0-0	8-2
Overtime.....	0-0	2-0
Day	2-1.....	8-7
Night	1-0.....	12-3
Televised	3-1.....	20-10
Non-Televised.....	0-0	0-0
vs Top 25	1-1.....	5-8
vs Top 15.....	1-1.....	3-8
vs Top 10	1-1.....	2-8
vs Top 5	1-1.....	1-7
Scores First.....	1-0.....	15-4
Opponent Scores First	2-1.....	5-6
Leading after 1st Qtr.....	2-0	14-0
Trailing after 1st Qtr	1-1.....	4-9
Tied after 1st Qtr	0-0	2-1
Leading at Half	2-0	16-2
Trailing at Half	1-1.....	2-8
Tied at Half	0-0	2-0
Leading after 3rd Qtr.....	2-0	14-1
Trailing after 3rd Qtr.....	1-1.....	2-9
Tied after 3rd Qtr	0-0	4-0
Wins Coin Toss.....	3-0	10-4
Loses Coin Toss.....	0-1.....	9-7
Natural Grass.....	3-1.....	17-10
Artificial Surface.....	0-0	3-0

TEAM STATISTICS

	A&M	OPPONENT
SCORING	110	116
Points Per Game	27.5	29.0
FIRST DOWNS	91	76
Rushing	41	22
Passing.....	45	46
Penalty	5	8
RUSHING YARDAGE	689	302
Yards gained rushing.....	730	396
Yards lost rushing.....	41	94
Rushing Attempts	129	110
Average Per Rush.....	5.3	2.7
Average Per Game.....	172.2	75.5
TDs Rushing.....	5	3
PASSING YARDAGE	1001	1116
Comp-Att-Int	81-134-3	93-128-4
Average Per Pass	7.5	8.7
Average Per Catch.....	12.4	12.0
Average Per Game.....	250.2	279.0
TDs Passing	9	10
TOTAL OFFENSE	1690	1418
Total Plays	263	238
Average Per Play	6.4	6.0
Average Per Game.....	422.5	354.5
KICK RETURNS: #-Yards	2-10 (5.0)	2-36 (18.0)
PUNT RETURNS: #-Yards	6-57 (9.5)	1-11 (11.0)
INT RETURNS: #-Yards	4-78	3-407
FUMBLES-LOST	7-4	2-2
PENALTIES-Yards	25-245	17-132
Average Per Game.....	53.8	33.0
PUNTS-Yards	10-422	16-602
Average Per Punt	42.2	37.6
TIME OF POSSESSION/Game	32:13	27:47
3RD-DOWN Conversions	30-52 (58%)	25-51 (49%)
4TH-DOWN Conversions	1-4 (25%)	2-2 (100%)
SACKS BY-Yards	10-75	2-8
FIELD GOALS-ATTEMPTS	4-5	3-4
ON-SIDE KICKS	0-0	0-0
RED-ZONE SCORES	(14-17) 82%	(10-11) 91%
RED-ZONE TOUCHDOWNS	(10-17) 59%	(8-11) 73%
PAT-ATTEMPTS	(14-14) 100%	(15-15) 100%
ATTENDANCE AVG	24,391	16,283

SCORE BY QUARTERS

	1st	2nd	3rd	4th	OT	Total
Texas A&M	21	31	31	27	-	110
Opponents	31	30	28	27	-	116

TEXAS A&M GAME-BY-GAME STATISTICS

OFFENSE

	Date	Opponent	No.	RUSHING			No.	RECEIVING			C-A-I	PASSING			KICK RETURNS				PUNT RETURNS				tot off
				Yds	TD	Lg		Yds	TD	Lg		Yds	TD	Lg	No	Yds	TD	Lg	No	Yds	TD	Lg	
SEPT	26	Vanderbilt	27	183	1	57	17	189	1	26	17-28-0	189	1	26	1	7	0	7	2	2	0	2	372
OCT	3	at Alabama	30	115	0	22	26	335	3	47	26-47-2	335	3	47	0	0	0	0	0	0	0	0	450
	10	Florida	38	205	2	23	25	338	3	51	25-36-0	338	3	51	1	3	0	3	0	0	0	0	543
	17	at Mississippi State	34	186	2	26	13	139	2	51	13-23-1	139	2	51	0	0	0	0	4	55	0	22	325
	31	Arkansas																					
NOV	7	at South Carolina																					
	14	at Tennessee																					
	21	Ole Miss																					
	28	LSU																					
DEC	5	at Auburn																					
		TEXAS A&M	129	689	5	57	81	1001	9	51	81-134-3	1001	9	51	2	10	0	7	6	57	0	22	1690
		OPPONENTS	110	302	3	21	93	1116	10	87	93-128-4	1116	10	87	2	36	0	18	1	11	0	11	1418

DEFENSE

			TACKLES			SACKS		FUMBLES				Pass Brk	Blkd Kick	Kicks	2-Pt Conv			
	Date	Opponent	Solo	Ast	Total	TFL-Yds	No-Yds	FF	FR-Yds	Int-Yds	QBH			Att-Mad	Run	Rcv	Saf	Pts
SEPT	26	Vanderbilt	32	50	82	10.0-37	2.0-18	0	0-0	2-35	3	4	0	2-2	0	0	0	17
OCT	3	at Alabama	32	18	50	3.0-15	1.0-4	0	0-0	1-43	1	2	0	3-3	0	0	0	24
	10	Florida	28	30	58	2.0-7	1.0-6	1	1-2	0-0	3	3	0	5-5	0	0	0	41
	17	at Mississippi State	24	50	74	8.0-54	6.0-47	1	1-19	1-0	5	5	1	4-4	0	0	0	28
	31	Arkansas																
NOV	7	at South Carolina																
	14	at Tennessee																
	21	Ole Miss																
	28	LSU																
DEC	5	at Auburn																
		TEXAS A&M	116	148	264	23.0-113	10.0-75	2	2-21	4-78	12	14	1	14-14	0	0	0	110
		OPPONENTS	119	144	263	14.0-30	1.0-2	5	4-12	3-107	16	15	0	15-15	0	0	1	116

SPECIAL TEAMS

	Date	Opponent	PUNTING								FIELD GOALS					KICKOFFS				
			No	Yds	Avg	Long	Blkd	TB	FC	50+	I20	Att-Made	Lg	Blkd	No	Yds	Avg	TB	OB	
SEPT	26	Vanderbilt	2	90	45.0	53	0	0	0	1	0	1-1	24	0	5	331	66.2	3	0	
OCT	3	at Alabama	2	79	39.5	47	0	0	1	0	0	2-1	29	0	5	325	65.0	5	0	
	10	Florida	1	36	36.0	36	0	0	0	0	1	2-2	26	0	6	390	65.0	6	0	
	17	at Mississippi State	5	217	43.4	54	0	1	3	1	2	0-0	0	0	5	325	65.0	5	0	
	31	Arkansas																		
NOV	7	at South Carolina																		
	14	at Tennessee																		
	21	Ole Miss																		
	28	LSU																		
DEC	5	at Auburn																		
		TEXAS A&M	10	422	42.2	54	0	1	4	2	3	5-4	29	0	21	1371	65.3	19	0	
		OPPONENTS	16	602	37.6	54	1	3	4	3	1	4-3	53	0	22	1187	54.0	11	0	

RED ZONE

	Date	Opponent	Score	Times In RZ	Times Scored	Pts	Total TDs	Rush TDs	Pass TDs	FGs Made	FGA	Failed to score inside Red Zone				
												Downs	Int	Fumb	Half	Game
SEPT	26	Vanderbilt	W 17-12	2	2	10	1	0	1	1	0	0	0	0	0	0
OCT	3	at Alabama	L 24-52	5	3	17	2	0	2	1	1	0	1	0	0	0
	10	Florida	W 41-38	6	6	34	4	2	2	2	0	0	0	0	0	0
	17	at Mississippi State	W 28-14	4	3	21	3	2	1	0	0	0	0	0	1	0
	31	ARKANSAS														
NOV	7	at South Carolina														
	14	at Tennessee														
	21	Ole Miss														
	28	LSU														
DEC	5	at Auburn														
		TEXAS A&M	— 14 OF 17 (82.4%)	17	14	82	10	4	6	4	1	0	1	0	1	0
		OPPONENTS	— 10 OF 11 (90.9%)	11	10	62	8	3	5	2	0	0	1	0	0	0

OPPONENT GAME-BY-GAME STATISTICS

OFFENSE

		Date	Opponent	RUSHING				RECEIVING				PASSING				KICK RETURNS				PUNT RETURNS				tot off
				No.	Yds	TD	Lg	No.	Yds	TD	Lg	C-A-I	Yds	TD	Lg	No	Yds	TD	Lg	No	Yds	TD	Lg	
SEPT	26		Vanderbilt	38	105	0	21	20	150	1	27	20-29-2	150	1	27	2	36	0	18	0	0	0	0	255
OCT	3		at Alabama	28	109	2	16	20	435	4	87	20-27-1	435	4	87	0	0	0	0	1	11	0	11	544
	10		Florida	24	90	1	11	23	312	4	39	23-32-0	312	4	39	0	0	0	0	0	0	0	0	402
	17		at Mississippi State	20	-2	0	8	30	219	1	32	30-40-1	219	1	32	0	0	0	0	0	0	0	0	217
	31		Arkansas																					
NOV	7		at South Carolina																					
	14		at Tennessee																					
	21		Ole Miss																					
	28		LSU																					
DEC	5		at Auburn																					
			OPPONENTS	110	302	3	21	93	1116	10	87	93-128-4	1116	10	87	2	36	0	18	1	11	0	11	1418
			TEXAS A&M	129	689	5	57	81	1001	9	51	81-134-3	1001	9	51	2	10	0	7	6	57	0	22	1690

DEFENSE

			TACKLES			SACKS		FUMBLES				Pass	Blkd	Kicks	2-Pt Conv			
	Date	Opponent	Solo	Ast	Total	TFL-Yds	No-Yds	FF	FR-Yds	Int-Yds	QBH	Brk	Kick	Att-Mad	Run	Rcv	Saf	Pts
SEPT	26	Vanderbilt	27	22	49	3.0-10	1.0-2	3	3-8	0-0	2	3	0	1-1	0	0	1	12
OCT	3	at Alabama	41	18	59	5.0-11	0.0-0	0	0-0	2-47	8	4	0	7-7	0	0	0	52
	10	Florida	36	42	78	5.0-8	0.0-0	2	1-4	0-0	4	5	0	5-5	0	0	0	38
	17	at Mississippi State	15	62	77	1.0-1	0.0-0	0	0-0	1-60	2	3	0	2-2	0	0	0	14
	31	Arkansas																
NOV	7	at South Carolina																
	14	at Tennessee																
	21	Ole Miss																
	28	LSU																
DEC	5	at Auburn																
		OPPONENTS	119	144	263	14.0-30	1.0-2	5	4-12	3-107	16	15	0	15-15	0	0	1	116
		TEXAS A&M	116	148	264	23.0-113	10.0-75	2	2-21	4-78	12	14	1	14-14	0	0	0	110

SPECIAL TEAMS

		Date	Opponent	No	Yds	Avg	PUNTING				FIELD GOALS				KICKOFFS					
							Long	Blkd	TB	FC	50+	I20	Att-Made	Lg	Blkd	No	Yds	Avg	TB	OB
SEPT	26		Vanderbilt	6	246	41.0	52	0	1	3	2	1	2-1	33	0	3	195	65.0	2	0
OCT	3		at Alabama	2	66	33.0	40	0	0	1	0	0	1-1	27	0	9	410	45.6	2	0
	10		Florida	1	36	36.0	36	0	0	0	0	0	1-1	53	0	7	387	55.3	4	0
	17		at Mississippi State	7	254	36.3	54	1	2	0	1	0	0-0	0	0	3	195	65.0	3	0
	31		Arkansas																	
NOV	7		at South Carolina																	
	14		at Tennessee																	
	21		Ole Miss																	
	28		LSU																	
DEC	5		at Auburn																	
			OPPONENTS	16	602	37.6	54	1	3	4	3	1	4-3	53	0	22	1187	54.0	11	0
			TEXAS A&M	10	422	42.2	54	0	1	4	2	3	5-4	29	0	21	1371	65.3	19	0

RED ZONE

		Date	Opponent	Score	Times In RZ	Times Scored	Pts	Total TDs	Rush TDs	Pass TDs	FGs Made	Failed to score inside Red Zone					
												FGA	Downs	Int	Fumb	Half	Game
SEPT	26		Vanderbilt	W 17-12	3	2	10	1	0	1	1	0	0	1	0	0	0
OCT	3		at Alabama	L 24-52	4	4	24	3	2	1	1	0	0	0	0	0	0
	10		Florida	W 41-38	4	4	28	4	1	3	0	0	0	0	0	0	0
	17		at Mississippi State	W 28-14	0	0	0	0	0	0	0	0	0	0	0	0	0
	31		ARKANSAS														
NOV	7		at South Carolina														
	14		at Tennessee														
	21		Ole Miss														
	28		LSU														
DEC	5		at Auburn														
			TEXAS A&M – 14 OF 17 (82.4%)		17	14	82	10	4	6	4	1	0	1	0	1	0
			OPPONENTS – 10 OF 11 (90.9%)		11	10	62	8	3	5	2	0	0	1	0	0	0

TEAM COMPARISON GAME-BY-GAME

		Date	Opponent	Score	FIRST DOWNS				Pen	RUSHING Number-Yards	PASSING		TOTAL OFFENSE Plays-Yards	Return Yds	Turnovers
					Total	Rush	Pass				Comp-Att-Int	Yards			
SEPT	26		Vanderbilt	17-12	17/17	7/6	8/9	2/2		27-183/38-105	17-28-0/20-29-2	189/150	55-372/67-255	44/44	3/2
OCT	3		at Alabama	24-52	25/22	8/6	16/14	1/2		30-115/28-109	26-47-2/20-27-1	335/435	77-450/55-544	43/58	2/1
	10		Florida	41-38	32/22	13/5	17/14	2/3		38-205/24-90	25-36-0/23-32-0	338/312	74-543/56-402	5/4	1/1
	17		at Mississippi State	28-14	17/15	13/5	4/9	0/1		34-186/20--2	13-23-1/30-40-1	139/219	57-325/60-217	74/60	1/2
	31		Arkansas												
NOV	7		at South Carolina												
	14		at Tennessee												
	21		Ole Miss												
	28		LSU												
DEC	5		at Auburn												
TOTALS				110-116	91/76	41/22	45/46	5/8		129-689/110-302	81-134-3/93-128-4	1001/1116	263-1690/238-1418	166/166	7/6

		Date	Opponent	3rd Down		4th Down		Time of Possession	TOP Margin	Avg Yds/Rush	Avg Yds/Pass	Avg Yds/Play	Punting		Penalties	
				Conversions		Conversions							Number-Avg		Number-Yards	
SEPT	26		Vanderbilt	4-10/7-17		0-1/1-1		26:01/33:59	-7:58	6.8/2.8	6.8/5.2	6.8/3.8	2-45.0/6-41.0		8-50/3-35	
OCT	3		at Alabama	10-17/5-10		0-2/0-0		37:42/22:18	15:24	3.8/3.9	7.1/16.1	5.8/9.9	2-39.5/2-33.0		7-58/6-40	
	10		Florida	12-15/6-9		1-1/1-1		34:37/25:23	9:14	5.4/3.8	9.4/9.8	7.3/7.2	1-36.0/1-36.0		5-67/5-32	
	17		at Mississippi State	4-10/7-15		0-0/0-0		30:32/29:28	1:04	5.5/-0.1	6.0/5.5	5.7/3.6	5-43.4/7-36.3		5-40/3-25	
	31		Arkansas													
NOV	7		at South Carolina													
	14		at Tennessee													
	21		Ole Miss													
	28		LSU													
DEC	5		at Auburn													
TOTALS				30-52/25-51		1-4/2-2		128:52/111:08	17:44	5.3/2.7	7.5/8.7	6.4/6.0	10-42.2/16-37.6		215/132	

numbers formatted in team/opponent format

TEXAS A&M INDIVIDUAL STATISTICS

RUSHING

	GP	Att	Gain	Loss	Net	Avg	TD	Long	Avg/G
28 Isaiah Spiller	4	64	439	9	430	6.7	4	57	107.5
0 Ainiias Smith	4	30	162	7	155	5.2	1	25	38.8
11 Kellen Mond	4	22	66	20	46	2.1	0	13	11.5
13 Haynes King	3	5	43	0	43	8.6	0	22	14.3
6 Devon Achane	1	4	20	0	20	5.0	0	11	20.0
TEAM	4	4	0	5	-5	-1.2	0	0	-1.2
TOTAL	4	129	730	41	689	5.3	5	57	172.2
OPPONENTS	4	110	396	94	302	2.7	3	21	75.5

RECEIVING

	GP	No.	Yds	Avg	TD	Long	Avg/G
85 Jalen Wydermyer	4	19	184	9.7	0	18	46.0
0 Ainiias Smith	4	17	223	13.1	3	47	55.8
2 Chase Lane	4	16	222	13.9	2	51	55.5
81 Caleb Chapman	3	14	197	14.1	3	51	65.7
5 Jalen Preston	4	6	66	11.0	0	21	16.5
18 Kam Brown	4	5	55	11.0	0	15	13.8
28 Isaiah Spiller	4	3	37	12.3	0	18	9.2
46 Ryan Renick	2	1	17	17.0	1	17	8.5
TOTAL	4	81	1001	12.4	9	51	250.2
OPPONENTS	4	93	1116	12.0	10	87	279.0

PASSING

	GP	Effic	Comp-Att-Int	Pct	Yds	TD	Lng	Avg/G
11 Kellen Mond	4	144.89	80-130-2	61.5	984	9	51	246.0
13 Haynes King	3	14.27	1-3-1	33.3	17	0	17	5.7
TEAM	4	0.00	0-1-0	0.0	0	0	0	0.0
TOTAL	4	140.88	81-134-3	60.4	1001	9	51	250.2
OPPONENTS	4	165.42	93-128-4	72.7	1116	10	87	279.0

TOTAL OFFENSE

	GP	Plays	Rush	Pass	Total	Avg/G
11 Kellen Mond	4	152	46	984	1030	257.5
28 Isaiah Spiller	4	64	430	0	430	107.5
0 Ainiias Smith	4	30	155	0	155	38.8
13 Haynes King	3	8	43	17	60	20.0
6 Devon Achane	1	4	20	0	20	20.0
TEAM	4	5	-5	0	-5	-1.2
TOTAL	4	263	689	1001	1690	422.5
OPPONENTS	4	238	302	1116	1418	354.5

TEXAS A&M INDIVIDUAL STATISTICS

ALL-PURPOSE

	G	Rush	Rec	PR	KOR	IR	Tot	Avg/G
28 Isaiah Spiller	4	430	37	0	0	0	467	116.8
0 Ainius Smith	4	155	223	36	0	0	414	103.5
2 Chase Lane	4	0	222	0	10	0	232	58.0
81 Caleb Chapman	3	0	197	0	0	0	197	65.7
85 Jalen Wydermyer	4	0	184	0	0	0	184	46.0
5 Jalen Preston	4	0	66	0	0	0	66	16.5
18 Kam Brown	4	0	55	0	0	0	55	13.8
11 Kellen Mond	4	46	0	0	0	0	46	11.5
8 DeMarvin Leal	4	0	0	0	0	43	43	10.8
13 Haynes King	3	43	0	0	0	0	43	14.3
9 Leon O'Neal Jr.	4	0	0	0	0	35	35	8.8
24 Chris Russell Jr.	2	0	0	21	0	0	21	10.5
6 Devon Achane	1	20	0	0	0	0	20	20.0
46 Ryan Renick	2	0	17	0	0	0	17	8.5
TEAM	4	-5	0	0	0	0	-5	-1.2
TOTAL	4	689	1001	57	10	78	1835	458.8
OPPONENTS	4	302	1116	11	36	107	1572	393.0

FIELD GOALS

	FGM-FGA	Pct	01-19	20-29	30-39	40-49	50-99	Lg	Blk
47 Seth Small	4-5	80.0	1-1	3-3	0-1	0-0	0-0	29	0
TOTAL	4-5	80.0	1-1	3-3	0-1	0-0	0-0	29	0

FG SEQUENCE

Vanderbilt (24)
 at Alabama 37,(29)
 Florida (19),(26)
 at Mississippi State -
 Arkansas -
 at South Carolina -
 at Tennessee -
 Ole Miss -
 LSU -
 at Auburn -

OPPONENTS

(33),45
 (27)
 (53)
 -
 -
 -
 -
 -
 -

Numbers in (parentheses) indicate field goal was made. * blocked

PUNTING

	No.	Yds	Avg	Long	TB	FC	I20	50+	Blkd
95 Nik Constantinou	10	422	42.2	54	1	4	3	2	0
TOTAL	10	422	42.2	54	1	4	3	2	0
OPPONENTS	16	602	37.6	54	3	4	1	3	1

KICKOFFS

	No.	Yds	Avg	TB	OB	Retn	Net	YdLn
36 Caden Davis	21	1371	65.3	19	0			
TOTAL	21	1371	65.3	19	0	36	41.0	24
OPPONENTS	22	1187	54.0	11	0	10	41.0	24

SCORING

	TD	FGs	PATs				DXP	Saf	Points
			Kick	Rush	Rcv	Pass			
47 Seth Small	0	4-5	14-14	0-0	0	0-0	0	0	26
0 Ainius Smith	4	0-0	0-0	0-0	0	0-0	0	0	24
28 Isaiah Spiller	4	0-0	0-0	0-0	0	0-0	0	0	24
81 Caleb Chapman	3	0-0	0-0	0-0	0	0-0	0	0	18
2 Chase Lane	2	0-0	0-0	0-0	0	0-0	0	0	12
46 Ryan Renick	1	0-0	0-0	0-0	0	0-0	0	0	6
TOTAL	14	4-5	14-14	0-0	0	0-0	0	0	110
OPPONENTS	15	3-4	15-15	0-0	0	0-0	0	1	116

INTERCEPTIONS

	No.	Yds	Avg	TD	Long
8 DeMarvin Leal	1	43	43.0	0	43
26 Demani Richardson	1	0	0.0	0	0
0 Myles Jones	1	0	0.0	0	0
9 Leon O'Neal Jr.	1	35	35.0	0	35
TOTAL	4	78	19.5	0	43
OPPONENTS	3	107	35.7	2	60

PUNT RETURNS

	No.	Yds	Avg	TD	Long
0 Ainius Smith	5	36	7.2	0	22
24 Chris Russell Jr.	1	21	21.0	0	0
TOTAL	6	57	9.5	0	22
OPPONENTS	1	11	11.0	0	11

KICK RETURNS

	No.	Yds	Avg	TD	Long
2 Chase Lane	2	10	5.0	0	7
TOTAL	2	10	5.0	0	7
OPPONENTS	2	36	18.0	0	18

FUMBLE RETURNS

	No.	Yds	Avg	TD	Long
8 DeMarvin Leal	1	2	2.0	0	2
92 Jayden Peevy	1	19	19.0	0	19
TOTAL	2	21	10.5	0	19
OPPONENTS	2	12	6.0	0	8

TEXAS A&M DEFENSIVE STATISTICS

		Tackles				Sacks		Pass Def			Fumbles		Blkd	Saf
		GP	Solo	Ast	Total	TFL/Yds	No-Yds	Int-Yds	BrUp	QBH	Rcv-Yds	FF	Kick	
1	Buddy Johnson	4	17	25	42	2.0-11	1.0-10	.	2	.	.	2	.	.
33	Aaron Hansford	4	9	15	24	2.0-10	1.0-8	.	.	1
26	Demani Richardson	4	16	8	24	1.5-5	.	1-0	1
9	Leon O'Neal Jr.	4	9	12	21	2.0-6	.	1-35
0	Myles Jones	4	10	8	18	1.0-3	.	1-0	1
92	Jayden Peevy	4	7	9	16	2.5-10	1.0-9	.	1	2	1-19	.	.	.
7	Devin Morris	4	6	10	16	1.0-2	.	.	1
17	Jaylon Jones	4	8	7	15	.	.	.	1
32	Andre White Jr.	4	3	12	15	0.5-1	.	.	1	1
2	Micheal Clemons	4	6	6	12	3.0-21	3.0-21	.	.	1
8	DeMarvin Leal	4	6	5	11	3.0-13	1.0-7	1-43	2	4	1-2	.	.	.
5	Bobby Brown	3	3	6	9	1.0-6	1.0-6	.	.	1
14	Keldrick Carper	4	5	3	8	.	.	.	1
35	McKinnley Jackson	4	.	6	6	0.5-5	0.5-5	.	2	2
4	Erick Young	3	3	1	4
3	Tyree Johnson	4	.	4	4	0.5-3	0.5-3	.	1
27	Antonio Johnson	1	1	3	4	0.5-2
13	Brian Williams	2	1	3	4	1.0-6	1.0-6
24	Chris Russell Jr.	2	2	1	3	1	.
6	Derick Hunter	2	1	2	3	1.0-9
24	Earnest Crownover	3	1	1	2
54	Carson Green	2	1	.	1
15	Jeremiah Martin	3	.	1	1
81	Caleb Chapman	3	1	.	1
TOTAL		4	116	148	264	23-113	10-75	4-78	14	12	2-21	2	1	.
OPPONENTS		4	119	144	263	14.0-30	2-8	3-107	15	16	4-12	5	.	1

LEADERS

SOLO TACKLES

1	B Johnson	17
26	D Richardson	16
0	M Jones	10
33	A Hansford	9
9	L O'Neal Jr.	9

ASSISTED TACKLES

1	B Johnson	25
33	A Hansford	15
32	A White Jr.	12
9	L O'Neal Jr.	12
7	D Morris	10

TACKLES FOR LOSS/YDS

2	M Clemons	3.0/21
8	D Leal	3.0/13
92	J Peevy	2.5/10
1	B Johnson	2.0/11
33	A Hansford	2.0/10

QB SACKS/YDS

2	M Clemons	3.0/21
1	B Johnson	1.0/10
92	J Peevy	1.0/9
33	A Hansford	1.0/8
8	D Leal	1.0/7

SPECIAL TEAMS TACKLES

24	E Crownover	2
32	A White Jr.	2
33	A Hansford	1

PARTICIPATION CHART

	Name	GP/GS	VANDY	BAMA	UF	MSU	ARK	SC	TENN	MISS	LSU	AUB
6	Devon Achane	2/-	...	XXX	...	XXX						
43	Cagan Baldree	4/1	XXX	XXX	START	XXX						
8	Connor Blumrick	4/-	XXX	XXX	XXX	XXX						
5	Bobby Brown	3/3	START	START	START	...						
18	Kam Brown	4/3	START	START	XXX	START						
14	Keldrick Carper	4/1	XXX	XXX	XXX	START						
81	Caleb Chapman	3/2	START	XXX	START	...						
40	Connor Choate	4/-	XXX	XXX	XXX	XXX						
2	Michael Clemons	4/4	START	START	START	START						
95	N Constantinou	4/-	XXX	XXX	XXX	XXX						
45	E Cooper	4/-	XXX	XXX	XXX	XXX						
24	E Crownover	3/-	XXX	XXX	...	XXX						
36	Caden Davis	4/-	XXX	XXX	XXX	XXX						
1	Demond Demas	1/-	XXX						
22	Antonio Doyle	4/-	XXX	XXX	XXX	XXX						
11	Travon Fuller	1/-	XXX						
16	Brian George	4/-	XXX	XXX	XXX	XXX						
54	Carson Green	4/4	START	START	START	START						
55	Kenyon Green	4/4	START	START	START	START						
33	Aaron Hansford	4/4	START	START	START	START						
18	Donell Harris	1/-	XXX						
73	Jared Hocker	4/4	START	START	START	START						
6	Derick Hunter	4/-	XXX	XXX	XXX	XXX						
35	M Jackson	4/-	XXX	XXX	XXX	XXX						
27	Antonio Johnson	2/-	XXX	XXX						
1	Buddy Johnson	4/4	START	START	START	START						
3	Tyree Johnson	4/-	XXX	XXX	XXX	XXX						
17	Jaylon Jones	4/4	START	START	START	START						
0	Myles Jones	4/4	START	START	START	START						
13	Haynes King	1/-	...	XXX						
2	Chase Lane	4/3	XXX	START	START	START						
8	DeMarvin Leal	4/4	START	START	START	START						
15	Jeremiah Martin	4/-	XXX	XXX	XXX	XXX						
77	Ryan McCollum	4/4	START	START	START	START						
11	Kellen Mond	4/4	START	START	START	START						
65	Dan Moore	4/4	START	START	START	START						
7	Devin Morris	4/2	XXX	XXX	START	START						
7	Moose Muhammad	1/-	...	XXX						
9	Leon ONeal	4/4	START	START	START	START						
92	Jayden Peevy	4/4	START	START	START	START						
5	Jalen Preston	4/1	XXX	START	XXX	XXX						
46	Ryan Renick	4/1	START	XXX	XXX	XXX						
26	D Richardson	4/4	START	START	START	START						
64	Layden Robinson	4/-	XXX	XXX	XXX	XXX						
24	Chris Russell	4/-	XXX	XXX	XXX	XXX						
47	Seth Small	4/-	XXX	XXX	XXX	XXX						
0	Ainias Smith	4/2	START	XXX	XXX	START						
28	Isaiah Spiller	4/3	XXX	START	START	START						
32	Andre White	4/-	XXX	XXX	XXX	XXX						
12	Braden White	3/-	...	XXX	XXX	XXX						
13	Brian Williams	4/-	XXX	XXX	XXX	XXX						
4	Dylan Wright	4/-	XXX	XXX	XXX	XXX						
42	Max Wright	1/-	XXX						
85	J Wydermyer	4/4	START	START	START	START						
4	Erick Young	2/2	START	START						

RUSHING/RECEIVING/PASSING GAME-BY-GAME

RUSHING

	Name	No-Yds/TD	VANDY	BAMA	UF	MSU	ARK	SC	TENN	MISS	LSU	AUB
28	Isaiah Spiller	64-430/4	8-117/0	11-25/0	27-174/2	18-114/2						
0	Ainias Smith	30-155/1	10-51/1	5-29/0	5-23/0	10-52/0						
11	Kellen Mond	22-46/0	7-18/0	8-19/0	6-8/0	1-1/0						
13	Haynes King	5-43/0	-	5-43/0	-	DNP						
6	Devon Achane	4-20/0	DNP	DNP	DNP	4-20/0						

RECEIVING

	Name	No-Yds/TD	VANDY	BAMA	UF	MSU	ARK	SC	TENN	MISS	LSU	AUB
0	Ainias Smith	17-223/3	2-27/0	6-123/2	4-53/0	5-20/1						
2	Chase Lane	16-222/2	3-38/0	6-62/0	5-52/1	2-70/1						
81	Caleb Chapman	14-197/3	4-40/1	1-6/0	9-151/2	DNP						
85	J Wydermyer	19-184/0	2-19/0	8-82/0	5-53/0	4-30/0						
5	Jalen Preston	6-66/0	4-39/0	2-27/0	-	-						
18	Kam Brown	5-55/0	2-26/0	2-18/0	1-11/0	-						
28	Isaiah Spiller	3-37/0	-	-	1-18/0	2-19/0						
46	Ryan Renick	1-17/1	DNP	1-17/1	DNP	-						

PASSING

#11 KELLEN MOND

	Att	Comp	Int	Pct	Yards	TD	Long	Sack	Yds	Effic
Vanderbilt	28	17	0	60.7	189	1	26	1	2	129.2
at Alabama	44	25	1	56.8	318	3	47	0	0	135.5
Florida	35	25	0	71.4	338	3	51	0	0	180.8
at Mississippi State	23	13	1	56.5	139	2	51	0	0	127.3
Arkansas										
at South Carolina										
at Tennessee										
Ole Miss										
LSU										
at Auburn										
TOTALS	130	80	2	61.5	984	9	51	2	8	144.9

#13 HAYNES KING

	Att	Comp	Int	Pct	Yards	TD	Long	Sack	Yds	Effic
Vanderbilt										---
at Alabama	3	1	1	33.3	17	0	17	0	0	14.3
Florida										---
at Mississippi State										---
Arkansas										
at South Carolina										
at Tennessee										
Ole Miss										
LSU										
at Auburn										
TOTALS	3	1	1	33.3	17	0	17	0	0	14.3

TACKLES GAME-BY-GAME

	Name	Solo-Ast	Total	VANDY	BAMA	UF	MSU	ARK	SC	TENN	MISS	LSU	AUB
1	Buddy Johnson	17-25	42	4-7	6-2	5-6	2-10						
26	D Richardson	16-8	24	5-2	2-0	6-2	3-4						
33	Aaron Hansford	9-15	24	3-8	1-0	2-1	3-6						
9	Leon ONeal	9-12	21	3-4	2-2	2-2	2-4						
0	Myles Jones	10-8	18	2-2	2-0	3-3	3-3						
92	Jayden Peevy	7-9	16	2-3	1-0	1-4	3-2						
7	Devin Morris	6-10	16	1-1	2-2	3-1	0-6						
17	Jaylon Jones	8-7	15	2-4	3-2	1-1	2-0						
32	Andre White	3-12	15	1-4	1-5	1-1	0-2						
2	Micheal Clemons	6-6	12	1-3	3-0	1-1	1-2						
8	DeMarvin Leal	6-5	11	4-3	-	1-1	1-1						
5	Bobby Brown	3-6	9	0-3	2-1	1-2	DNP						
14	Keldrick Carper	5-3	8	1-0	3-1	0-1	1-1						
35	M Jackson	0-6	6	0-2	0-1	0-2	0-1						
4	Erick Young	3-1	4	2-1	1-0	-	DNP						
3	Tyree Johnson	0-4	4	0-1	-	0-2	0-1						
13	Brian Williams	1-3	4	DNP	DNP	-	1-3						
17	Antonio Johnson	1-3	4	DNP	DNP	DNP	1-3						
24	Chris Russell	2-1	3	DNP	1-0	DNP	1-1						
6	Derick Hunter	1-2	3	DNP	1-2	DNP	-						
24	E Crownover	1-1	2	0-1	1-0	DNP	-						
81	Caleb Chapman	1-0	1	-	-	1-0	DNP						
15	Jeremiah Martin	0-1	1	0-1	DNP	-	-						
54	Carson Green	1-0	1	1-0	DNP	DNP	-						

SEASON SUPERLATIVES

TEXAS A&M

INDIVIDUAL GAME HIGHS

Rushes	27	Isaiah Spiller vs Florida (Oct 10, 2020)
Yards Rushing	174	Isaiah Spiller vs Florida (Oct 10, 2020)
TD Rushes	2	Isaiah Spiller vs Florida (Oct 10, 2020)
		Isaiah Spiller at Mississippi State (Oct 17, 2020)
Long Rush	57	Isaiah Spiller vs Vanderbilt (Sep 26, 2020)
Pass attempts	44	Kellen Mond at Alabama (Oct 03, 2020)
Pass completions	25	Kellen Mond at Alabama (Oct 03, 2020)
		Kellen Mond vs Florida (Oct 10, 2020)
Yards Passing	338	Kellen Mond vs Florida (Oct 10, 2020)
TD Passes	3	Kellen Mond at Alabama (Oct 03, 2020)
		Kellen Mond vs Florida (Oct 10, 2020)
Long Pass	51	Kellen Mond vs Florida (Oct 10, 2020)
		Kellen Mond at Mississippi State (Oct 17, 2020)
Receptions	9	Caleb Chapman vs Florida (Oct 10, 2020)
Yards Receiving	151	Caleb Chapman vs Florida (Oct 10, 2020)
TD Receptions	2	Ainias Smith at Alabama (Oct 03, 2020)
		Caleb Chapman vs Florida (Oct 10, 2020)
Long Reception	51	Caleb Chapman vs Florida (Oct 10, 2020)
		Chase Lane at Mississippi State (Oct 17, 2020)
Field Goals	2	Seth Small vs Florida (Oct 10, 2020)
Long Field Goal	29	Seth Small at Alabama (Oct 03, 2020)
Punts	5	Nik Constantinou at Mississippi State (Oct 17, 2020)
Punting Avg	45.0	Nik Constantinou vs Vanderbilt (Sep 26, 2020)
Long Punt	54	Nik Constantinou at Mississippi State (Oct 17, 2020)
Punts inside 20	2	Nik Constantinou at Mississippi State (Oct 17, 2020)
Long Punt Return	22	Ainias Smith at Mississippi State (Oct 17, 2020)
Long Kickoff Return	7	Chase Lane vs Vanderbilt (Sep 26, 2020)
Tackles	12	Buddy Johnson at Mississippi State (Oct 17, 2020)
Sacks	1.5	Micheal Clemons vs Vanderbilt (Sep 26, 2020)
Tackles For Loss	2.0	Leon ONeal Jr. vs Vanderbilt (Sep 26, 2020)
		DeMarvin Leal vs Vanderbilt (Sep 26, 2020)
Interceptions	1	Leon ONeal Jr. vs Vanderbilt (Sep 26, 2020)
		Demani Richardson vs Vanderbilt (Sep 26, 2020)
		DeMarvin Leal at Alabama (Oct 03, 2020)
		Myles Jones at Mississippi State (Oct 17, 2020)

TEAM GAME HIGHS

Rushes	38	vs Florida (Oct 10, 2020)
Yards Rushing	205	vs Florida (Oct 10, 2020)
Yards Per Rush	6.8	vs Vanderbilt (Sep 26, 2020)
TD Rushes	2	vs Florida (Oct 10, 2020)
		at Mississippi State (Oct 17, 2020)
Pass attempts	47	at Alabama (Oct 03, 2020)
Pass completions	26	at Alabama (Oct 03, 2020)
Yards Passing	338	vs Florida (Oct 10, 2020)
Yards Per Pass	9.4	vs Florida (Oct 10, 2020)
TD Passes	3	at Alabama (Oct 03, 2020)
		vs Florida (Oct 10, 2020)
Total Plays	77	at Alabama (Oct 03, 2020)
Total Offense	543	vs Florida (Oct 10, 2020)
Yards Per Play	7.3	vs Florida (Oct 10, 2020)
Points	41	vs Florida (Oct 10, 2020)
Sacks By	6	at Mississippi State (Oct 17, 2020)
First Downs	32	vs Florida (Oct 10, 2020)
Penalties	8	vs Vanderbilt (Sep 26, 2020)
Penalty Yards	67	vs Florida (Oct 10, 2020)
Turnovers	3	vs Vanderbilt (Sep 26, 2020)
Interceptions By	2	vs Vanderbilt (Sep 26, 2020)
Punts	5	at Mississippi State (Oct 17, 2020)
Punting Avg	45.0	vs Vanderbilt (Sep 26, 2020)
Long Punt	54	at Mississippi State (Oct 17, 2020)
Punts inside 20	2	at Mississippi State (Oct 17, 2020)
Long Punt Return	22	at Mississippi State (Oct 17, 2020)

OPPONENTS

INDIVIDUAL GAME HIGHS

Rushes	16	Ja'Veon Marlow of Vanderbilt (Sep 26, 2020)
Yards Rushing	65	Ja'Veon Marlow of Vanderbilt (Sep 26, 2020)
TD Rushes	2	Najee Harris of Alabama (Oct 03, 2020)
Long Rush	21	Ja'Veon Marlow of Vanderbilt (Sep 26, 2020)
Pass attempts	32	K. Trask of Florida (Oct 10, 2020)
Pass completions	23	K. Trask of Florida (Oct 10, 2020)
Yards Passing	435	Mac Jones of Alabama (Oct 03, 2020)
TD Passes	4	Mac Jones of Alabama (Oct 03, 2020)
		K. Trask of Florida (Oct 10, 2020)
Long Pass	87	Mac Jones of Alabama (Oct 03, 2020)
Receptions	9	J. Marks of Mississippi State (Oct 17, 2020)
Yards Receiving	181	John Metchie of Alabama (Oct 03, 2020)
TD Receptions	2	John Metchie of Alabama (Oct 03, 2020)
		K. Toney of Florida (Oct 10, 2020)
Long Reception	87	Jaylen Waddle of Alabama (Oct 03, 2020)
Field Goals	1	Pierson Cooke of Vanderbilt (Sep 26, 2020)
		Will Reichard of Alabama (Oct 03, 2020)
		E. McPherson of Florida (Oct 10, 2020)
Long Field Goal	53	E. McPherson of Florida (Oct 10, 2020)
Punts	6	Harrison Smith of Vanderbilt (Sep 26, 2020)
Punting Avg	43.2	Tucker Day of Mississippi State (Oct 17, 2020)
Long Punt	54	Tucker Day of Mississippi State (Oct 17, 2020)
Punts inside 20	1	Harrison Smith of Vanderbilt (Sep 26, 2020)
Long Punt Return	11	Jaylen Waddle of Alabama (Oct 03, 2020)
Long Kickoff Return	18	Dnovan Kaufman of Vanderbilt (Sep 26, 2020)
Tackles	12	S. Davis of Florida (Oct 10, 2020)
Sacks	1.0	Dayo Odeyingbo of Vanderbilt (Sep 26, 2020)
Tackles For Loss	2.0	Dayo Odeyingbo of Vanderbilt (Sep 26, 2020)
Interceptions	1	Daniel Wright of Alabama (Oct 03, 2020)
		Malachi Moore of Alabama (Oct 03, 2020)
		Emmanuel Forbes of Mississippi State (Oct 17, 2020)

TEAM GAME HIGHS

Rushes	38	Vanderbilt (Sep 26, 2020)
Yards Rushing	109	Alabama (Oct 03, 2020)
Yards Per Rush	3.9	Alabama (Oct 03, 2020)
TD Rushes	2	Alabama (Oct 03, 2020)
Pass attempts	40	Mississippi State (Oct 17, 2020)
Pass completions	30	Mississippi State (Oct 17, 2020)
Yards Passing	435	Alabama (Oct 03, 2020)
Yards Per Pass	16.1	Alabama (Oct 03, 2020)
TD Passes	4	Alabama (Oct 03, 2020)
		Florida (Oct 10, 2020)
Total Plays	67	Vanderbilt (Sep 26, 2020)
Total Offense	544	Alabama (Oct 03, 2020)
Yards Per Play	9.9	Alabama (Oct 03, 2020)
Points	52	Alabama (Oct 03, 2020)
Sacks By	2	Vanderbilt (Sep 26, 2020)
First Downs	22	Alabama (Oct 03, 2020)
		Florida (Oct 10, 2020)
Penalties	6	Alabama (Oct 03, 2020)
Penalty Yards	40	Alabama (Oct 03, 2020)
Turnovers	2	Vanderbilt (Sep 26, 2020)
		Mississippi State (Oct 17, 2020)
Interceptions By	2	Alabama (Oct 03, 2020)
Punts	7	Mississippi State (Oct 17, 2020)
Punting Avg	41.0	Vanderbilt (Sep 26, 2020)
Long Punt	54	Mississippi State (Oct 17, 2020)
Punts inside 20	1	Vanderbilt (Sep 26, 2020)
Long Punt Return	11	Alabama (Oct 03, 2020)

MISCELLANEOUS STATISTICS

STARTING FIELD POSITION

	A&M Avg. Start	Opp. Avg. Start	A&M Advantage
Vanderbilt	own 22	own 35	- 13
at Alabama	own 32	own 26	+ 6
Florida	own 26	own 27	- 1
at Mississippi State	own 40	own 22	+ 18
Arkansas			
at South Carolina			
at Tennessee			
Ole Miss			
LSU			
at Auburn			
Totals	own 30.3	own 31.6	

POINTS OFF TURNOVERS

Opponent	TEXAS A&M				OPPONENTS			
	TOs	TDs	FG-Att	Pts.	A&M TOs	TDs	FG-Att	Pts.
Vanderbilt	2	0	0-0	0	3	1	0-0	7
at Alabama	1	1	0-0	7	2	1	0-0	7
Florida	1	0	1-1	3	1	1	0-0	7
at Mississippi State	2	1	0-0	7	1	1	0-0	7
Arkansas								
at South Carolina								
at Tennessee								
Ole Miss								
LSU								
at Auburn								
Totals	6 (2/2, 4 int)	2	0-0	14	7 (7/4, 3 int)	4	0-0	28

F/L: total fumbles/fumbles lost

PENALTIES

	A&M Pen.-Yds.	Opp. Pen.-Yds.	A&M Yd Diff
Vanderbilt	8-50	3-35	+15
at Alabama	7-58	6-40	+18
Florida	5-67	5-32	+25
at Mississippi State	5-40	3-25	+15
Arkansas			
at South Carolina			
at Tennessee			
Ole Miss			
LSU			
at Auburn			
Totals (per gm avg.)	25-215 (53.8)	17-132 (33.0)	

GAME-OPENING DRIVES

	TEXAS A&M					OPPONENTS				
	Pts	Res	1 Dn	Pl	YdsTime	Pts	Res	1 Dn	Pl	YdsTime
Vanderbilt	0	PUNT	0	3-0	0:31	3	FG	3	13-60	6:02
at Alabama	0	MISS FG	4	11-55	4:23	7	TD	1	3-80	1:18
Florida	7	TD	3	7-75	3:33	7	TD	5	17-75	7:28
at Mississippi State	0	PUNT	0	3-(4)	1:24	0	PUNT	0	3-6	1:24
Arkansas										
at South Carolina										
at Tennessee										
Ole Miss										
LSU										
at Auburn										
Totals	7		7	6-32*	2:27*	17		9	9-55*	4:03*

* average / does not include return TDs

^ drive began following turnover

SECOND HALF-OPENING DRIVES

	TEXAS A&M					OPPONENTS				
	Pts	Res	1 Dn	Pl	YdsTime	Pts	Res	1 Dn	Pl	YdsTime
Vanderbilt	7	TD	2	3-75	1:40	0	INT	4	8-50	3:40
at Alabama	3	FG	3	12-40	4:59	0	PUNT	0	3-2	0:58
Florida	0	PUNT	2	6-29	1:47	7	TD	4	6-90	3:35
at Mississippi State	0	INT	3	7-43	3:22	0	FUM	0	2-2	0:40
Arkansas										
at South Carolina										
at Tennessee										
Ole Miss										
LSU										
at Auburn										
Totals	10		7	7-47*	2:57*	7		8	5-36*	2:13*

* average / does not include return TDs

^ drive began following turnover

A&M SCORING DRIVES

	Scoring Drives	TIME		PLAYS		5 or less	1-Play
		Total	Avg	Total	Avg		
Vanderbilt	3	8:50	2:56	19	6.3	1	0
at Alabama	4	10:39	2:40	25	6.3	2	1
Florida	7	31:22	4:29	67	9.6	1	0
at Mississippi State	4	6:39	1:40	15	4.8	3	1
Arkansas							
at South Carolina							
at Tennessee							
Ole Miss							
LSU							
at Auburn							
Totals	18	57:30	3:12	116	6.4	7	2

* not including overtime possessions or defensive/special teams touchdowns

STARTING LINEUPS

OFFENSIVE STARTERS

	WR	LT	LG	C	RG	RT	TE/WR	RB/WR/TE	WR	QB	RB/WR
Vanderbilt	Brown	Moore	K Green	McCollum	Hocker	C. Green	Wydermyer	Renick	Chapman	Mond	Smith
at Alabama	Brown	Moore	K Green	McCollum	Hocker	C. Green	Wydermyer	Lane	Preston	Mond	Spiller
Florida	Lane	Moore	K Green	McCollum	Hocker	C. Green	Wydermyer	Baldree	Chapman	Mond	Spiller
at Mississippi State	Brown	Moore	K. Green	McCollum	Hocker	C. Green	Wydermyer	Smith	Lane	Mond	Spiller
Arkansas											
at South Carolina											
at Tennessee											
Ole Miss											
LSU											
at Auburn											

DEFENSIVE STARTERS

	DE	DT	DT	DE/LB/S	LB	LB	LB/NICKLE	CB	CB	SS	FS
Vanderbilt	Leal	Peevy	Brown	Clemons	B. Johnson	Hansford	Young	M. Jones	J. Jones	O'Neal	Richardson
at Alabama	Leal	Peevy	Brown	Clemons	B. Johnson	Hansford	Young	M. Jones	J. Jones	O'Neal	Richardson
Florida	Leal	Peevy	Brown	Clemons	B. Johnson	Hansford	Morris	M. Jones	J. Jones	O'Neal	Richardson
at Mississippi State	Leal	Peevy	Clemons	Carper	B. Johnson	Hansford	Morris	M. Jones	J. Jones	O'Neal	Richardson
Arkansas											
at South Carolina											
at Tennessee											
Ole Miss											
LSU											
at Auburn											

* Started as a nickel back

START CHART

	Career Starts	Consec Starts
Kellen Mond	38	30
Carson Green	34	33
Dan Moore, Jr.	31	30
Jared Hocker	27	17
Buddy Johnson	26	18
Myles Jones	25	19
Kenyon Green	17	17
Ryan McCollum	17	4
Jalen Wydermyer	15	14
Leon O'Neal Jr.	15	10
Demani Richardson	15	7
Micheal Clemons	15	5
Bobby Brown III	14	3
Isaiah Spiller	12	3
Demarvin Leal	11	11
Tyree Johnson	10	—
Jayden Peevy	8	6
Keldrick Carper	7	1
Aaron Hansford	6	4
Ainias Smith	5	1
Jaylon Jones	4	4
Camron Buckley	4	—
Chase Lane	3	3
Kam Brown	3	1
Caleb Chapman	3	—
Devin Morris	2	2
Cagan Baldree	2	—
Erick Young	2	—
Hezekiah Jones	2	—
Ryan Renick	2	—
Jalen Preston	1	—
Brian Williams	1	—

12TH MAN REP

	12th Man	#
Vandy	B White	14
Alabama	B White	15
Florida	B White	16
Miss. St	B White	17
Arkansas		
SC		
Tenn.		
Ole Miss		
LSU		
Auburn		
# - appearances as 12th Man representative		

TEXAS A&M'S 20-PLUS YARD PLAYS (19)

Yards	Type	Player(s)	Opponent
57	Rush.....	Isaiah Spiller	Vanderbilt
*51	Pass.....	Caleb Chapman from Kellen Mond	Florida
*51	Pass.....	Chase Lane from Kellen Mond	Mississippi State
49	Pass.....	Caleb Chapman from Kellen Mond	Florida
*47	Pass.....	Ainias Smith from Kellen Mond	Alabama
43	INT.....	DeMarvin Leal.....	Alabama
43	Pass.....	Ainias Smith from Kellen Mond	Alabama
35	INT.....	Leon O'Neal Jr.....	Vanderbilt
30	Pass.....	Ainias Smith from Kellen Mond	Florida
30	Rush.....	Isaiah Spiller	Vanderbilt
26	Rush.....	Isaiah Spiller	Mississippi State
26	Pass.....	Ainias Smith from Kellen Mond	Vanderbilt
*25	Rush.....	Ainias Smith	Vanderbilt
24	Rush.....	Isaiah Spiller	Vanderbilt
23	Rush.....	Isaiah Spiller	Florida
23	Pass.....	Chase Lane from Kellen Mond	Vanderbilt
22	PR	Ainias Smith	Mississippi State
22	Rush.....	Haynes King.....	Alabama
21	Pass.....	Jalen Preston from Kellen Mond	Vanderbilt

* touchdown scored on play

BY LENGTH

Yards	No.	TD
100+	0	0
90-99	0	0
80-89	0	0
70-79	0	0
60-69	0	0
50-59	3	2
40-49	4	1
30-39	3	0
20-29	9	1

BY PLAY TYPE

Type	No.	TD
Rushing	7	1
Passing	9	3
Punt returns	1	0
Kick returns	0	0
Interceptions	2	0
Fumble returns	0	0
Other	0	0
TOTAL	19	4

20-YARD PLUS BY PLAYER

Player	No.	TD	R	P	KR	PR	IR	FR
Ainias Smith	6	2	1	4	0	1	0	0
Isaiah Spiller	5	0	5	0	0	0	0	0
Chase Lane	2	1	0	2	0	0	0	0
Caleb Chapman	2	1	0	2	0	0	0	0
Jalen Preston	1	0	0	1	0	0	0	0
Haynes King	1	0	1	0	0	0	0	0
Leon O'Neal Jr.	1	0	0	0	0	0	1	0
DeMarvin Leal	1	0	0	0	0	0	1	0
TOTAL	19	4	7	9	0	1	2	0

LONGEST PLAYS OF 2020

RUSHING

57 Isaiah Spiller vs VanderbiltSept. 26

RUSHING TOUCHDOWN

25 Ainias Smith vs Vanderbilt.....Sept. 26

PASSING

51 Caleb Chapman from Kellen Mond vs Florida Oct. 10

Chase Lane from Kellen Mond at Miss. St. Oct. 17

PASSING TOUCHDOWN

51 Caleb Chapman from Kellen Mond vs Florida Oct. 10

Chase Lane from Kellen Mond at Miss. St. Oct. 17

PUNT RETURN

22 Ainias Smith at Miss. St. Oct. 17

KICK RETURN

7 Chase Lane vs VanderbiltSept. 26

INTERCEPTION RETURN

43 DeMarvin Leal at Alabama..... Oct. 3

FUMBLE RETURN

19 Jayden Peevy at Miss. St..... Oct. 17

PUNT

54 Nik Constantinou at Miss. St..... Oct. 17

FIELD GOAL

29 Seth Small at Alabama..... Oct. 3

BY OPPONENT

	VU	UA	UF	MSU	ARK	SC	UT	OM	LSU	AU
Rushing	4	1	1	1						
Passing	3	2	3	1						
Punt returns	0	0	0	1						
Kick returns	0	0	0	0						
Interceptions	1	1	0	0						
Fumble returns	0	0	0	0						
Other	0	0	0	0						
TOTAL	8	4	4	3						

OPPONENT'S 20-PLUS YARD PLAYS (18)

Yards	Type	Player(s)	Team
*87	Pass.....	Jaylen Waddle from Mac Jones	Alabama
*78	Pass.....	John Metchie from Mac Jones	Alabama
*63	Pass.....	John Metchie from Mac Jones	Alabama
*60	INT.....	Emmanuel Forbes.....	Mississippi State
*47	INT.....	Daniel Wright	Alabama
39	Pass.....	Malik Davis from Kyle Trask.....	Florida
*37	Pass.....	Kadarius Toney from Kyle Trask	Florida
35	Pass.....	John Metchie from Mac Jones	Alabama
*32	Pass.....	Malik Heath from Will Rogers.....	Mississippi State
27	Pass.....	Amir Abdur-Rahman from Ken Seals	Vanderbilt
26	Pass.....	Nayquan Wright from Kyle Trask.....	Florida
23	Pass.....	Malik Davis from Kyle Trask.....	Florida
23	Pass.....	Jaylen Waddle from Mac Jones	Alabama
21	Pass.....	Kadarius Toney from Kyle Trask	Florida
21	Pass.....	Trevon Grimes from Kyle Trask.....	Florida
21	Rush.....	Ja'Veon Marlow	Vanderbilt
20	Pass.....	DeVonta Smith from Mac Jones.....	Alabama
20	Pass.....	DeVonta Smith from Mac Jones.....	Alabama

* touchdown scored on play

BY LENGTH

Yards	No.	TD
100+	0	0
90-99	0	0
80-89	1	1
70-79	1	1
60-69	2	2
50-59	0	0
40-49	1	1
30-39	4	2
20-29	9	0

BY PLAY TYPE

Type	No.	TD
Rushing	1	0
Passing	15	5
Punt returns	0	0
Kick returns	0	0
Interceptions	2	2
Fumble returns	0	0
Other	0	0
TOTAL	18	6

LONGEST PLAYS OF 2019

RUSHING

21 Ja'Veon Marlow of Vanderbilt.....Sept. 26

RUSHING TOUCHDOWN

6 Najee Harris of Alabama Oct. 3

PASSING

87 Jaylen Waddle from Mac Jones of Alabama..... Oct. 3

PASSING TOUCHDOWN

87 Jaylen Waddle from Mac Jones of Alabama..... Oct. 3

PUNT RETURN

11 Jaylen Waddle of Alabama Oct. 3

KICK RETURN

18 Donovan Kaufman of VanderbiltSept. 26

INTERCEPTION RETURN

60 Emmanuel Forbes of Miss. St. Oct. 17

FUMBLE RETURN

8 Dashaun Jerkins of VanderbiltSept. 26

PUNT

54 Tucker Day of Miss. St. Oct. 17

FIELD GOAL

53 Evan McPherson of Florida..... Oct. 10

THE LAST TIME...

100-YARD RUSHER

by A&M.....114, Isaiah Spiller at Miss. St. (Oct. 17, 2020)
by Opp.158, Chuba Hubbard of Oklahoma State (Dec. 27, 2019)

TWO 100-YARD RUSHERS

by A&M.....130, Cordarrian Richardson vs SC (Nov. 16, 2019)
129, Isaiah Spiller vs SC (Nov. 16, 2019)
by Opp.127, Derrius Guice of LSU (Nov. 25, 2017)
106, Darrel Williams of LSU (Nov. 25, 2017)

200-YARD RUSHER

by A&M.....217, Isaiah Spiller vs UTSA (Nov. 2, 2019)
by Opp.285, Derrius Guice of LSU (Nov. 24, 2016)

60-YARD RUSH PLAY

by A&M.....67, Kellen Mond vs Oklahoma State (Dec. 27, 2019)
by Opp.69, Jerrion Ealy of Ole Miss (Oct. 19, 2019)

THREE-OR-MORE RUSHING TDs

by A&M.....3, Isaiah Spiller vs UTSA (Nov. 2, 2019)
by Opp.3, Joe Burrow of LSU (Nov. 22, 2018)

TEAM RUSHED FOR 300 YARDS

by A&M.....340 vs South Carolina (Nov. 16, 2019)
by Opp.365, Mississippi State (Nov. 5, 2016)

TEAM RUSHED FOR LESS THAN 100 YARDS

by A&M.....72 vs LSU (Nov. 30, 2019)
by Opp.-2 by Miss. St. (Oct. 17, 2020)

300-YARD PASSER

by A&M.....338, Kellen Mond vs Florida (Oct. 10, 2020)
by Opp.312, Kyle Trask of Florida (Oct. 10, 2020)

400-YARD PASSER

by A&M.....430, Kellen Mond vs Clemson (Sept. 8, 2018)
by Opp.435, Mac Jones of Alabama (Oct. 3, 2020)

SCORED ON OVER A 50-YARD PASS PLAY

by A&M.....51 yds, Chase Lane from Kellen Mond at Miss. St. (Oct. 17, 2020)
by Opp.63 yds, John Metchie from Mac Jones of Alabama (Oct. 3, 2020)

30 PASS COMPLETIONS

by A&M.....31, Kellen Mond vs Auburn (Sept. 21, 2019)
by Opp.32, J Wolford of Wake Forest (Dec. 29, 2017)

40 PASS ATTEMPTS

by A&M.....44, Kellen Mond at Alabama (Oct. 3, 2020)
by Opp.41, Ryan Hilinski of South Carolina (Nov. 16, 2019)

THREE-OR-MORE TD PASSES

by A&M.....3, Kellen Mond vs Florida (Oct. 10, 2020)
by Opp.4, Kyle Trask of Florida (Oct. 10, 2020)

FOUR-OR-MORE TD PASSES

by A&M.....6, Kellen Mond vs LSU (Nov. 22, 2018)
by Opp.4, Kyle Trask of Florida (Oct. 10, 2020)

100-YARD RECEIVER

by A&M.....151, Caleb Chapman vs Florida (Oct. 10, 2020)
by Opp.181, John Metchie & 142 Jaylen Waddle of Alabama (Oct. 3, 2020)

10-OR-MORE RECEIVERS

by A&M.....11 vs Northwestern State (Aug. 30, 2018)
by Opp.11, LSU (Nov. 22, 2018)

10-OR-MORE RECEPTIONS

by A&M.....13, Christian Kirk & 12, Jhamon Ausbon vs Wake Forest (Dec. 29, 2017)
by Opp.12, Keenan Barnes of Louisiana (Sept. 16, 2017)

FOUR FIELD GOALS

by A&M.....4, Seth Small at South Carolina (Oct. 13, 2018)
by Opp.4, Rodrigo Blankenship of Georgia (Nov. 23, 2019)

50-YARD FIELD GOAL

by A&M.....50, Seth Small vs Arkansas (Sept. 28, 2019)
by Opp.53, E. Mcpherson of Florida (Oct. 10, 2020)

60-YARD FIELD GOAL

by A&M.....62, Terence Kitchens vs Southern Miss (Sept. 25, 1999)

RECORDED A BLOCKED PUNT

by A&M.....Chris Russell at Miss. St. (2nd Qtr) (Oct. 17, 2020)
by Opp.Ale Kaho of Alabama (4th Qtr) (Oct. 12, 2019)

RECORDED A BLOCKED FIELD GOAL ATTEMPT

by A&M.....Justin Madubuike vs Ole Miss (3rd Qtr) (Oct. 19, 2019)
by Opp.Dexter Lawrence of Clemson (2nd Qtr) (Sept. 8, 2018)

A KICKOFF WAS RETURNED FOR A TD

by A&M.....100 yards, Jashaun Corbin vs Arkansas (Sept. 29, 2018)
by Opp.100 yards, Elijah Lilly of New Mexico (Nov. 11, 2017)

OPENING KICKOFF WAS RETURNED FOR A TD

by A&M.....100 yards, Jashaun Corbin vs Arkansas (Sept. 29, 2018)

PUNT RETURN FOR A TD

by A&M.....90 yards, Christian Kirk vs New Mexico (Nov. 11, 2017)
by Opp.59 yards, J Bates of Wake Forest (Dec. 29, 2017)

BLOCKED PUNT RETURN FOR A TD

by A&M.....Charles Oliver vs Wake Forest, 0 yards (Dec. 29, 2017)
by Opp.Tyrell Shavers of Alabama, 2 yards (Oct. 12, 2019)

INTERCEPTION RETURNED FOR A TD

by A&M.....Tyrel Dodson vs NC State, 78 yds (Dec. 31, 2018)
by Opp.Emmanuel Forbes of Miss. St., 60 yds (Oct. 17, 2020)

FUMBLE RECOVERY FOR A TD

by A&M.....Buddy Johnson vs Ole Miss, 62 yards (Oct. 19, 2019)
by Opp.DeJon Harris of Arkansas, 6 yds (Sept. 28, 2019)

A TEAM SCORED A SAFETY

by A&M.....vs Alabama in College Station (Oct. 7, 2017)
(Gillaspia blocked punt out of endzone)
by Opp.by Vanderbilt in College Station (Sept. 26, 2020)
(Penalty on punt return occurred in the endzone)

OVERTIME HISTORY

(14-6 OVERALL, 9-3 HOME, 1-2 AWAY, 4-1 NEUTRAL)

Nov. 1, 1997	A&M 28, Oklahoma State 25	1 OT	College Station
Dec. 5, 1998	A&M 36, Kansas State 33	2 OT	St. Louis (Big 12 Championship)
Dec. 31, 2000	Mississippi State 43, A&M 41	1 OT	Shreveport, La. (Independence Bowl)
Oct. 5, 2002	Texas Tech 48, A&M 47	1 OT	College Station
Nov. 16, 2002	Missouri 33, A&M 27	2 OT	College Station
Oct. 23, 2004	A&M 29, Colorado 26	1 OT	College Station
Oct. 30, 2004	Baylor 35, A&M 34	1 OT	Waco, Texas
Nov. 13, 2004	A&M 32, Texas Tech 25	1 OT	College Station
Oct. 1, 2005	A&M 16, Baylor 13	1 OT	College Station
Oct. 21, 2006	A&M 34, Oklahoma State 33	1 OT	Stillwater, Okla.
Sept. 8, 2007	A&M 47, Fresno State 45	3 OT	College Station
Oct. 29, 2011	Missouri 38, A&M 31	1 OT	College Station
Nov. 11, 2011	Kansas State 53, A&M 50	4 OT	Manhattan, Kan.
Sept. 27, 2014	A&M 35, Arkansas 28	1 OT	Arlington, Texas
Sept. 26, 2015	A&M 28, Arkansas 21	1 OT	Arlington, Texas
Sept. 3, 2016	A&M 31, UCLA 24	1 OT	College Station
Oct. 8, 2016	A&M 45, Tennessee 38	2 OT	College Station
Sept. 23, 2017	A&M 50, Arkansas 43	1 OT	Arlington, Texas
Oct. 6, 2018	A&M 20, Kentucky 14	1 OT	College Station
Nov. 22, 2018	A&M 74, LSU 72	7 OT	College Station

SEASON/CAREER STATISTICS

OFFENSE

RUSHING	SEASON STATISTICS										CAREER STATISTICS									
	GP	Att	Gain	Loss	Net	Avg	TD	Long	Avg/G		GP	Att	Gain	Loss	Net	Avg	TD	Long	Avg/G	
Isaiah Spiller	4	64	439	9	430	6.7	4	57	107.5	17	238	1436	60	1376	5.8	14	85	80.9	
Ainias Smith	4	30	162	7	155	5.2	1	25	38.8	16	37	219	10	209	5.6	1	25	13.1	
Kellen Mond	4	22	66	20	46	2.1	0	13	11.5	41	386	2018	658	1360	3.5	18	79	33.2	
Haynes King	3	5	43	0	43	8.6	0	22	14.3	3	5	43	0	43	8.6	0	22	14.3	
Devon Achane	1	4	20	0	20	5.0	0	11	20.0	1	4	20	0	20	5.0	0	11	20.0	
TEAM	4	4	0	5	-5	-1.2	0	0	-1.2											
Total.....	4	129	730	41	689	5.3	5	57	172.2											
Opponents.....	4	110	396	94	302	2.7	3	21	75.5											

PASSING	GP	SEASON STATISTICS									CAREER STATISTICS										
		Effic	Cmp	Att	Int	Pct	Yds	TD	Lng	Avg/G	GP	Effic	Att	Cmp	Int	Pct	Yds	TD	Lng	Avg/G	
Kellen Mond	4	144.89	80	130	2	61.5	984	9	51	246.0	41	129.71	1191	693	26	58.2	8363	61	81	204.0
Haynes King	3	14.27	1	3	1	33.3	17	0	17	5.7	3	14.27	3	1	1	33.3	17	0	17	5.7
TEAM	4	0.00	0	1	0	0.0	0	0	0	0.0											
Total.....	4	140.88	81	134	3	60.4	1001	9	51	250.2											
Opponents.....	4	165.42	93	128	4	72.7	1116	10	87	279.0											

RECEIVING	SEASON STATISTICS										CAREER STATISTICS									
	GP	No.	Yds	Avg	TD	Long	Avg/G				GP	No.	Yds	Avg	TD	Long	Avg/G			
Jalen Wydermyer	4	19	184	9.7	0	18	46.0			17	51	631	12.4	6	52	37.1			
Ainias Smith	4	17	223	13.1	3	47	55.8			16	39	471	12.1	6	47	29.4			
Chase Lane	4	16	222	13.9	2	51	55.5			6	16	222	13.9	2	51	37.0			
Caleb Chapman	3	14	197	14.1	3	51	65.7			16	15	203	13.5	3	51	12.7			
Jalen Preston	4	6	66	11.0	0	21	16.5			19	10	116	11.6	1	21	6.1			
Kam Brown	4	5	55	11.0	0	15	13.8			7	7	74	10.6	0	20	10.6			
Isaiah Spiller	4	3	37	12.3	0	18	9.2			17	32	240	7.5	0	45	14.1			
Ryan Renick	2	1	17	17.0	1	17	8.5			25	5	56	11.2	1	19	2.2			
Total.....	4	81	1001	12.4	9	51	250.2													
Opponents.....	4	93	1116	12.0	10	87	279.0													

TOTAL OFFENSE	SEASON STATISTICS										CAREER STATISTICS									
	G	Plays	Rush	Pass	Total	Avg/G					G	Plays	Rush	Pass	Total	Avg/G				
Kellen Mond	4	152	46	984	1030	257.5				41	1577	1360	8363	9723	237.1				
Isaiah Spiller	4	64	430	0	430	107.5				17	238	1376	0	1376	80.9				
Ainias Smith	4	30	155	0	155	38.8				16	37	209	0	209	13.1				
Haynes King	3	8	43	17	60	20.0				3	8	43	17	60	20.0				
Devon Achane	1	4	20	0	20	20.0				1	4	20	0	20	20.0				
TEAM	4	5	-5	0	-5	-1.2														
Total.....	4	263	689	1001	1690	422.5														
Opponents.....	4	238	302	1116	1418	354.5														

SCORING	SEASON STATISTICS										CAREER STATISTICS									
	TD	FGs	Kick	Rush	Rcv	Pass	DXP	Saf	Points		TD	FGs	Kick	Rush	Rcv	Pass	DXP	Saf	Points	
Seth Small	0	4-5	14-14	0-0	0	0-0	0	0	26	0	42-56	100-100	0-0	0	0-0	0	0	226	
Ainias Smith	4	0-0	0-0	0-0	0	0-0	0	0	24	7	0-0	0-0	0-0	0	0-0	0	0	42	
Isaiah Spiller	4	0-0	0-0	0-0	0	0-0	0	0	24	14	0-0	0-0	0-0	0	0-0	0	0	84	
Caleb Chapman	3	0-0	0-0	0-0	0	0-0	0	0	18	3	0-0	0-0	0-0	0	0-0	0	0	18	
Chase Lane	2	0-0	0-0	0-0	0	0-0	0	0	12	2	0-0	0-0	0-0	0	0-0	0	0	12	
Ryan Renick	1	0-0	0-0	0-0	0	0-0	0	0	6	1	0-0	0-0	0-0	0	0-0	0	0	6	
Total.....	14	4-5	14-14	0-0	0	0-0	0	0	110											
Opponents.....	15	3-4	15-15	0-0	0	0-0	0	1	116											

SEASON/CAREER STATISTICS

OFFENSE

ALL PURPOSE	SEASON STATISTICS								CAREER STATISTICS							
	G	Rush	Rec	PR	KOR	IR	Tot	Avg/G	G	Rush	Rec	PR	KOR	IR	Tot	Avg/G
Isaiah Spiller	4	430	37	0	0	0	467	116.8	17	1376	240	0	0	0	1616	95.1
Ainias Smith	4	155	223	36	0	0	414	103.5	16	209	471	226	257	0	1163	72.7
Chase Lane	4	0	222	0	10	0	232	58.0	6	0	222	0	34	0	256	42.7
Caleb Chapman	3	0	197	0	0	0	197	65.7	16	0	203	0	0	0	203	12.7
Jalen Wydermyer	4	0	184	0	0	0	184	46.0	17	0	631	0	0	0	631	37.1
Jalen Preston	4	0	66	0	0	0	66	16.5	19	0	116	0	68	0	184	9.7
Kam Brown	4	0	55	0	0	0	55	13.8	7	0	74	0	0	0	74	10.6
Kellen Mond	4	46	0	0	0	0	46	11.5	41	1360	0	0	0	0	1360	33.2
DeMarvin Leal	4	0	0	0	0	43	43	10.8	17	0	0	0	0	43	43	2.5
Haynes King	3	43	0	0	0	0	43	14.3	3	43	0	0	0	0	43	14.3
Leon O'Neal Jr.	4	0	0	0	0	35	35	8.8	30	0	0	0	0	60	60	2.0
Chris Russell Jr.	2	0	0	21	0	0	21	10.5	13	0	0	21	0	0	21	1.6
Devon Achane	1	20	0	0	0	0	20	20.0	1	20	0	0	0	0	20	20.0
Ryan Renick	2	0	17	0	0	0	17	8.5	25	0	56	0	21	0	77	3.1
TEAM	4	-5	0	0	0	0	-5	-1.2								
Total.....	4	689	1001	57	10	78	1835	458.8								
Opponents.....	4	302	1116	11	36	107	1572	393.0								

DEFENSE

SEASON STATISTICS												CAREER STATISTICS													
DEFENSIVE LEADERS				GP	Solo	Ast	Total	TFL	Sacks	Int	PBU	FR	FF	Blk	GP	Solo	Ast	Total	TFL	Sacks	Int	PBU	FR	FF	Blk
1	Buddy Johnson	4	17	25	42	2.0	1.0	.	2	.	2	.			41	74	92	166	18.0	3.5	.	3	2	3	.
33	Aaron Hansford	4	9	15	24	2.0	1.0			26	18	25	43	5.0	3.0	.	2	.	.	.
26	Demani Richardson	4	16	8	24	1.5	.	1	1	.	.	.			16	54	41	95	4.0	0.5	2	3	.	1	.
9	Leon O'Neal Jr.	4	9	12	21	2.0	.	1			30	47	29	76	7.0	.	3	4	.	.	.
0	Myles Jones	4	10	8	18	1.0	.	1	1	.	.	.			42	67	33	100	5.0	.	4	24	1	1	.
92	Jayden Peevy	4	7	9	16	2.5	1.0	.	1	1	.	.			41	26	50	76	10.5	5.5	.	4	1	.	4
7	Devin Morris	4	6	10	16	1.0	.	.	1	.	.	.			15	15	12	27	4.0	2.0	1	2	.	.	.
17	Jaylon Jones	4	8	7	15	0.0	.	.	1	.	.	.			4	8	7	15	0.0	.	.	1	.	.	.
32	Andre White Jr.	4	3	12	15	0.5	.	.	1	.	.	.			4	3	12	15	0.5	.	.	1	.	.	.
2	Micheal Clemons	4	6	6	12	3.0	3.0			28	28	31	59	8.5	4.5
8	DeMarvin Leal	4	6	5	11	3.0	1.0	1	2	1	.	.			17	20	29	49	8.5	3.0	1	2	1	.	.
5	Bobby Brown	3	3	6	9	1.0	1.0			16	8	15	23	2.0	1.0
14	Keldrick Carper	4	5	3	8	0.0	.	.	1	.	.	.			39	52	46	98	3.5	1.0	.	5	1	.	.
35	McKinnley Jackson	4	.	6	6	0.5	0.5	.	2	.	.	.			4	.	6	6	0.5	0.5	.	2	.	.	.
13	Brian Williams	2	1	3	4	1.0	1.0			12	1	4	5	1.0	1.0
4	Erick Young	3	3	1	4	0.0			10	3	2	5	0.5	.	1
3	Tyree Johnson	4	.	4	4	0.5	0.5	.	1	.	.	.			29	20	30	50	9.0	6.0	.	2	.	1	.
27	Antonio Johnson	1	1	3	4	0.5			1	1	3	4	0.5
24	Chris Russell Jr.	2	2	1	3	0.0	1			13	2	2	4	0.0	1
6	Derick Hunter	2	1	2	3	1.0			6	1	2	3	1.0
24	Earnest Crownover	3	1	1	2	0.0			3	1	1	2	0.0
81	Caleb Chapman	3	1	.	1	0.0			16	1	3	4	0.0
15	Jeremiah Martin	3	.	1	1	0.0			26	6	4	10	3.0
54	Carson Green	2	1	.	1	0.0			40	1	.	1	0.0
Total.....		4	116	148	264	23	10	4	14	2	2	1													
Opponents.....		4	119	144	263	14	2	3	15	4	5	.													

SEASON/CAREER STATISTICS

RETURNS / SPECIAL TEAMS

INTERCEPTIONS	SEASON STATISTICS					CAREER STATISTICS				
	No.	Yds	Avg	TD	Long	No.	Yds	Avg	TD	Long
DeMarvin Leal	1	43	43.0	0	43	1	43	43.0	0	43
Leon O'Neal Jr.	1	35	35.0	0	35	3	60	20.0	0	35
Demani Richardson	1	0	0.0	0	0	2	16	8.0	0	16
Myles Jones	1	0	0.0	0	0	4	33	8.2	0	19
Total.....	4	78	19.5	0	43					
Opponents.....	3	107	35.7	2	60					

FUMBLE RETURNS	SEASON STATISTICS					CAREER STATISTICS				
	No.	Yds	Avg	TD	Long	No.	Yds	Avg	TD	Long
DeMarvin Leal	1	2	2.0	0	2	1	2	2.0	0	2
Jayden Peevy	1	19	19.0	0	19	1	19	19.0	0	19
Total.....	2	21	10.5	0	19					
Opponents.....	2	12	6.0	0	8					

PUNT RETURNS	SEASON STATISTICS					CAREER STATISTICS				
	No.	Yds	Avg	TD	Long	No.	Yds	Avg	TD	Long
Ainias Smith	5	36	7.2	0	22	21	226	10.8	0	34
Chris Russell Jr.	1	21	21.0	0	0	1	21	21.0	0	0
Total.....	6	57	9.5	0	22					
Opponents.....	1	11	11.0	0	11					

KICK RETURNS	SEASON STATISTICS					CAREER STATISTICS				
	No.	Yds	Avg	TD	Long	No.	Yds	Avg	TD	Long
Chase Lane	2	10	5.0	0	7	3	34	11.3	0	24
Total.....	2	10	5.0	0	7					
Opponents.....	2	36	18.0	0	18					

FIELD GOALS	SEASON STATISTICS				CAREER STATISTICS				
	Att	Good	Long	Blkd	Att	Good	Long	Blkd	Pct.
Seth Small	5	4	29	0	56	42	52	0	75.0
Total.....	5	4	29	0					
Opponents.....	4	3	53	0					

PUNTING	SEASON STATISTICS								CAREER STATISTICS							
	No.	Yds	Avg	Long	TB	FC	I20	Blkd	No.	Yds	Avg	Long	TB	FC	I20	Blkd
Nik Constantinou	10	422	42.2	54	1	4	3	0	11	479	43.5	57	1	4	4	0
Total.....	10	422	42.2	54	1	4	3	0								
Opponents.....	16	602	37.6	54	3	4	1	1								

KICKOFFS	SEASON STATISTICS								CAREER STATISTICS				
	No.	Yds	Avg	TB	OB	Retn	Net	YdLn	No.	Yds	Avg	TB	OB
Caden Davis	21	1371	65.3	19	0				21	1371	65.3	19	0
Total.....	21	1371	65.3	19	0	36	41.0	24					
Opponents.....	22	1187	54.0	11	0	10	41.0	24					

GAME SUMMARIES



—/—	VANDERBILT (0-1)	12
10/11	TEXAS A&M (1-0)	17

SATURDAY, SEPT. 26 • KYLE FIELD • BRYAN-COLLEGE STATION, TEXAS
ATTENDANCE: 24,073 • TV: SEC NETWORK-ALTERNATE

COLLEGE STATION, Texas (AP) -- Texas A&M coach Jimbo Fisher admitted that he'd be mad all week after the way his 10th-ranked team played against Vanderbilt on Saturday night.

But the veteran coach was able to look on the bright side of his situation after the game. "I'm going to promise you this, it's a lot easier to go fix mistakes when you win than when you lose," he said.

Isaiah Spiller had 117 yards rushing, Akin Smith ran for a touchdown Texas A&M overcame three turnovers in a mistake-filled game to beat Vanderbilt 17-12 in the season-opener for both teams.

Spiller had 5 five yards rushing in the first half before getting going after halftime. Smith added 51 yards rushing after switching from receiver to running back this season to steady the offense on a night when Kellen Mond fumbled twice, losing one.

The Aggies didn't trail after the first quarter but were never able to pull away despite entering the game as 30-point favorites because of three fumbles and a penalty that resulted in a safety.

Spiller got things going for A&M after halftime when he ran for 57 yards on the first play of the third quarter. Texas A&M pushed the lead to 14-5 when Mond connected with Caleb Chapman on a 17-yard TD pass two plays later.

Seals threw an interception on Vanderbilt's next drive, but the Aggies couldn't cash in on the mistake after Mond fumbled at the end of a run on the ensuing possession.

The Commodores cut the lead to 14-12 late in the third quarter when Seals threw a perfect strike to Amir Abdur-Rahman in the corner of the end zone for a 7-yard touchdown. Abdur-Rahman had five receptions for 72 yards -- both career highs.

The Aggies added a field goal early in the fourth quarter to make it 17-12. Texas A&M was driving later in the quarter when Daevion Davis forced a fumble after a reception by Jalen Preston and recovered it to give Vanderbilt the ball at their own 42.

But a pass by Seals was tipped and intercepted by Leon O'Neal. He returned it 35 yards and the Aggies got 15 more yards after Chris Pierce was flagged for a late hit when he threw O'Neal down at the end of the run while he was out of bounds on the A&M sideline.

The Aggies came away empty on their next drive when Mond fumbled the handoff on fourth-and-1. But Vanderbilt had to punt it back to allow Texas A&M to hold on for the victory.

Vanderbilt led 3-0 in the first quarter before Smith ran 25 yards for a touchdown to put A&M on top.

There were about eight minutes left in the second quarter when Andre Mintze hit Mond to force a fumble which was recovered by Dashaun Jerkins. The Commodores couldn't move the ball and had to punt. But Brian George received a personal foul for a blind side block in the end zone to give Vanderbilt a safety to cut the lead to 7-5.

VANDY	1	2	3	4	SCORE
TAMU	3	2	7	0	12
	7	0	7	3	17

SCORING SUMMARY

1ST	08:58	VANDY	Cooke 33 yd field goal	13-60 6:02
	03:33	TAMU	Smith 25 yd run (Small kick)	7-75 3:25
2ND	07:23	VANDY	TEAM safety	
3RD	13:20	TAMU	Chapman 17 yd pass from Mond (Small kick)	3-75 1:40
	02:45	VANDY	Abdur-Rahman 7 yd pass from Seals (Cooke kick)	9-43 4:22
4TH	14:00	TAMU	Small 24 yd field goal	9-68 3:45

	VANDY	TAMU
FIRST DOWNS	17	17
RUSHES-YARDS (NET)	38-105	27-183
PASSING YDS (NET)	150	189
Passes Att-Comp-Int	29-20-2	28-17-0
TOTAL OFFENSE PLAYS-YARDS	67-255	55-372
Fumble Returns-Yards	1-8	0-0
Punt Returns-Yards	0-0	2-2
Kickoff Returns-Yards	2-36	1-7
Interception Returns-Yards	0-0	2-35
Punts (Number-Avg)	6-41.0	2-45.0
Fumbles-Lost	0-0	5-3
Penalties-Yards	3-35	8-50
Possession Time	33:59	26:01
Third-Down Conversions	7 of 17	4 of 10
Fourth-Down Conversions	1 of 1	0 of 1
Red-Zone Scores-Chances	2-3	2-2
Sacks By: Number-Yards	1-2	2-18

RUSHING: VANDY-Ja'Veon Marlow 16-65; Jamauri Wakefield 15-37; Ken Seals 7-3. **TEXAS A&M**-Isaiah Spiller 8-117; Akin Smith 10-51; Kellen Mond 7-18; TEAM 2-minus 3.

PASSING: VANDY-Ken Seals 20-29-2-150. **TEXAS A&M**-Kellen Mond 17-28-0-189.

RECEIVING: VANDY-Amir Abdur-Rahman 5-72; Ben Bresnahan 3-28; Jamauri Wakefield 3-16; Cam Johnson 2-21; Chris Pierce Jr. 2-10; Ja'Veon Marlow 2-4; Tyrell Alexander 1-6; Justin Ball 1-minus 3; Jayden Harrison 1-minus 4. **TEXAS A&M**-Caleb Chapman 4-40; Jalen Preston 4-39; Chase Lane 3-38; Akin Smith 2-27; Kam Brown 2-26; Jalen Wydermyer 2-19.

INTERCEPTIONS: VANDY-None. **TEXAS A&M**-Leon O'Neal Jr. 1-35; Demani Richardson 1-0.

FUMBLES: VANDY-None. **TEXAS A&M**-Kellen Mond 3-2; Akin Smith 1-0; Jalen Preston 1-1.



13/13	TEXAS A&M (1-1)	24
2/2	ALABAMA (2-0)	52

SATURDAY, OCT. 3 • BRYANT-DENNY STADIUM • TUSCALOOSA, ALABAMA
ATTENDANCE: 19,424 • TV: CBS

COLLEGE STATION, Texas (AP) -- Mac Jones passed for a career-high 435 yards and four touchdowns, including a pair of deep throws to John Metchie III and an even longer one to Jaylen Waddle, and No. 2 Alabama defeated No. 13 Texas A&M 52-24 on Saturday.

Briefly threatened early, Jones and the Crimson Tide (2-0) flexed their considerable big-play muscle in the passing game to put away the Aggies (1-1). A sign of things to come: His first attempt went 78 yards to Metchie, Bama's latest major receiving threat.

Jones topped that with an 87-yard TD to Waddle, who had sprinted past two Aggies defenders to make the grab with nothing but green in between himself and the end zone. Metchie and Jones hooked up for a 63-yarder in the fourth, giving the sophomore five catches for 181 yards.

Jones finished 19-of-26 passing for a second straight surgically precise performance marred by one interception off a deflection. Waddle had 142 yards receiving and his touchdown catch was tied for the fifth longest in program history.

It came after three Alabama penalties in four plays. Jones' three career pass touchdowns of 85-plus yards are the most by a Tide quarterback.

Najee Harris rushed for two short touchdowns and safety Daniel Wright scored on a 47-yard interception return against Kellen Mond.

Mond put up big numbers but it wasn't nearly enough. He completed 25 of 44 passes for 318 yards with three touchdowns -- and the pick six. Akin Smith had six catches for 123 yards and two touchdowns.

TAMU	1	2	3	4	SCORE
BAMA	14	21	3	10	24
			7		52

SCORING SUMMARY

1ST	09:19	UA	Metchie 78 yd pass from Jones (Reichard kick)	3-80 1:18
	03:58	UA	Harris 6 yd run (Reichard kick)	7-66 3:14
	01:13	TAMU	Smith 47 yd pass from Mond (Small kick)	5-75 2:45
2ND	14:44	TAMU	Renick 17 yd pass from Mond (Small kick)	1-17 0:06
	09:07	UA	Harris 2 yd run (Reichard kick)	7-66 2:34
	06:19	UA	Wright 47 yd interception return (Reichard kick)	
	00:22	UA	Smith 2 yd pass from Mac Jones (Reichard kick)	8-64 0:59
3RD	09:03	TAMU	Small 29 yd field goal	12-40 4:59
	07:24	UA	Waddle 87 yd pass from Jones (Reichard kick)	3-75 1:39
4TH	10:14	UA	Reichard 27 yd field goal	10-68 5:32
	07:25	TAMU	Smith 14 yd pass from Mond (Small kick)	7-75 2:49
	05:33	UA	Metchie 63 yd pass from Jones (Reichard kick)	4-75 1:52

	TAMU	BAMA
FIRST DOWNS	25	22
RUSHES-YARDS (NET)	30-115	28-109
PASSING YDS (NET)	335	435
Passes Att-Comp-Int	47-26-2	27-20-1
TOTAL OFFENSE PLAYS-YARDS	77-450	55-544
Fumble Returns-Yards	0-0	0-0
Punt Returns-Yards	0-0	1-11
Kickoff Returns-Yards	0-0	0-0
Interception Returns-Yards	1-43	2-47
Punts (Number-Avg)	2-39.5	2-33.0
Fumbles-Lost	0-0	0-0
Penalties-Yards	7-58	6-40
Possession Time	37:42	22:18
Third-Down Conversions	10 of 17	5 of 10
Fourth-Down Conversions	0 of 2	0 of 0
Red-Zone Scores-Chances	3-5	4-4
Sacks By: Number-Yards	1-4	0-0

RUSHING: Texas A&M-Haynes King 5-43; Akin Smith 5-29; Isaiah Spiller 11-25; Kellen Mond 8-19; TEAM 1-minus 1. **Alabama**-B. Robinson Jr. 10-60; Najee Harris 12-43; Trey Sanders 2-14; Jaylen Waddle 1-3; Mac Jones 2-minus 2; TEAM 1-minus 9.

PASSING: Texas A&M-Kellen Mond 25-44-1-318; Haynes King 1-3-1-17. **Alabama**-Mac Jones 20-27-1-435.

RECEIVING: Texas A&M-Jalen Wydermyer 8-82; Akin Smith 6-123; Chase Lane 6-62; Jalen Preston 2-27; Kam Brown 2-18; Ryan Renick 1-17; Caleb Chapman 1-6. **Alabama**-DeVonta Smith 6-63; John Metchie 5-181; Jaylen Waddle 5-142; Najee Harris 2-26; M. Forristall 2-23.

INTERCEPTIONS: Texas A&M-DeMarvin Leal 1-43. **Alabama**-Daniel Wright 1-47; Malachi Moore 1-0.

FUMBLES: Texas A&M-None. **Alabama**-None.

GAME SUMMARIES



4/3	FLORIDA (2-1)	38
21/20	TEXAS A&M (2-1)	41

SATURDAY, OCT. 10 • KYLE FIELD • BRYAN-COLLEGE STATION, TEXAS
ATTENDANCE: 24,709 • TV: ESPN

COLLEGE STATION, Texas (AP) -- Isaiah Spiller rushed for 174 yards and two touchdowns, and No. 21 Texas A&M beat fourth-ranked Florida 41-38 on Seth Small's 26-yard field goal as time expired Saturday. Spiller helped get the Aggies get into position for Small's decisive kick, giving Jimbo Fisher his first win over a top-five team since taking over as Texas A&M coach.

Fisher brushed off the notion that it was a signature win or it meant more than anything he's done in three seasons in College Station.

Kellen Mond threw a 51-yard pass to Caleb Chapman for a tying TD with about 4½ minutes to go.

The Gators were driving when Buddy Johnson forced a fumble by Malik Davis, and it was recovered by DeMarvin Leal to set up the game-ending field goal.

Mond passed for 338 yards and three touchdowns to help the Aggies (2-1, 2-1 SEC) down the previously undefeated Gators (2-1, 2-1).

Florida quarterback Kyle Trask had 312 yards passing and four TDs, but the Gators were done in by the late mistake and another poor performance by their defense.

Mullen was disappointed that the Gators allowed A&M to convert 12 of 15 third-down opportunities.

Chapman finished with nine receptions for 151 yards and two touchdowns as the Aggies bounced back from last week's lopsided loss to No. 2 Alabama.

Leon O'Neal intercepted Trask on Florida's first drive of the second half, but the play was wiped out by a hands-to-the-face penalty on Michael Clemons. There was a scuffle after a play later in the drive that resulted in unsportsmanlike conduct penalties for both teams.

Kadarius Toney grabbed his second TD reception on the next play, a 37-yarder that made it 28-17 Gators with about 10 minutes left in the third.

Another unsportsmanlike conduct penalty on the Aggies, this one on Andre White, occurred on the ensuing kickoff and it looked as if Florida was in control of the game.

But then Spiller got going. Texas A&M grinded it out on its next drive, passing just once on a 10-play possession capped by a 3-yard TD from Spiller.

Florida led 28-24 early in the fourth when Spiller struck again, running 19 yards for a touchdown on a fourth-and-2 play. Spiller bounced off several defenders before waltzing into the end zone and then hitting the Florida fan section with a Gator chop.

Florida's Evan McPherson kicked a tying 53-yard field goal with about 9½ minutes remaining, setting the stage for a wild finish.

The game was tied when Akinias Smith fumbled after a reception and the ball was recovered by Marco Wilson. The Gators cashed in on the mistake when Trask threw a 1-yard touchdown pass to Dameon Pierce to make it 38-31 with about six minutes left.

Kyle Pitts gave the Gators an early lead when he leaped above two defenders for a 5-yard touchdown reception on the first drive. The Aggies tied it up when Mond connected with Chase Lane on an 11-yard TD on their first possession.

Trask's second TD pass came on the next drive when he found Toney for an 11-yard grab.

Mond then orchestrated a 14-play, 94-yard drive capped by a touchdown pass to Caleb Chapman with 9½ minutes left in the first half.

Florida regained the lead on Nay'Quan Wright's 1-yard scoring run with about four minutes left in the second.

The Aggies made a field goal at the end of the second quarter to cut the lead to 21-17 at halftime.

	1	2	3	4	SCORE
UF	14	7	7	10	38
TAMU	7	10	7	17	41

SCORING SUMMARY

1ST	07:32	UF	Pitts 5 yd pass from Trask (McPherson kick)	17-75 7:28
	03:59	TAMU	Lane 11 yd pass from Mond (Small kick)	7-75 3:33
	01:42	UF	Toney 11 yd pass from Trask (McPherson kick)	5-75 2:17
2ND	09:33	TAMU	Chapman 2 yd pass from Mond (Small kick)	14-94 7:09
	04:14	UF	Wright 1 yd run (McPherson kick)	11-75 5:19
	00:00	TAMU	Small 19 yd field goal	14-73 4:14
3RD	09:38	UF	Toney 37 yd pass from Trask (McPherson kick)	6-90 3:35
	04:18	TAMU	Spiller 3 yd run (Small kick)	10-75 5:20
4TH	12:35	TAMU	Spiller 19 yd run (Small kick)	10-66 5:42
	09:54	UF	McPherson 53 yd field goal	7-40 2:41
	06:14	UF	Pierce 1 yd pass from Trask (McPherson kick)	5-37 2:12
	04:30	TAMU	Chapman 51 yd pass from Mond (Small kick)	4-75 1:44
	00:00	TAMU	Small 26 yd field goal	8-40 3:40

	UF	TAMU
FIRST DOWNS	22	32
RUSHES-YARDS (NET)	24-90	38-205
PASSING YDS (NET)	312	338
Passes Att-Comp-Int	32-23-0	36-25-0
TOTAL OFFENSE PLAYS-YARDS	56-402	74-543
Fumble Returns-Yards	1-4	1-2
Punt Returns-Yards	0-0	0-0
Kickoff Returns-Yards	0-0	1-3
Interception Returns-Yards	0-0	0-0
Punts (Number-Avg)	1-36.0	1-36.0
Fumbles-Lost	1-1	2-1
Penalties-Yards	5-32	5-67
Possession Time	25:23	34:37
Third-Down Conversions	6 of 9	12 of 15
Fourth-Down Conversions	1 of 1	1 of 1
Red-Zone Scores-Chances	4-4	6-6
Sacks By: Number-Yards	0-0	1-6

RUSHING: Florida-Nayquan Wright 6-31; Dameon Pierce 7-25; Malik Davis 5-21; Kadarius Toney 1-9; Kyle Trask 5-4. **TEXAS A&M:** Isaiah Spiller 27-174; Akinias Smith 5-23; Kellen Mond 6-8.

PASSING: Florida-Kyle Trask 23-32-0-312. **TEXAS A&M:** Kellen Mond 25-35-0-338; TEAM 0-1-0-0.

RECEIVING: Florida-Kadarius Toney 7-92; Kyle Pitts 5-47; Malik Davis 3-73; Trevon Grimes 3-44; Justin Shorter 2-22; Nayquan Wright 1-26; Kemore Gamble 1-7; Dameon Pierce 1-1. **TEXAS A&M:** Caleb Chapman 9-151; Jalen Wydermyer 5-53; Chase Lane 5-52; Akinias Smith 4-53; Isaiah Spiller 1-18; Kam Brown 1-11.

INTERCEPTIONS: Florida-None. **TEXAS A&M:** None.

FUMBLES: Florida-Malik Davis 1-1. **TEXAS A&M:** Isaiah Spiller 1-0; Akinias Smith 1-1.



11/11	TEXAS A&M (3-1)	28
-/-	MISSISSIPPI STATE (1-3)	14

SATURDAY, OCT. 17 • DAVIS-WADE STADIUM • STARKVILLE, MISSISSIPPI
ATTENDANCE: 13,142 • TV: SEC NETWORK

COLLEGE STATION, Texas (AP) -- Texas A&M controlled the line of scrimmage and the clock.

Isaiah Spiller ran for 114 yards and two touchdowns and Kellen Mond threw for two scores to help the No. 11 Aggies beat Mississippi State 28-14 on Saturday.

"When you're on the road, you've got to be able to control clock, control tempo, and you've got to run the football to do that," Aggies coach Jimbo Fisher said. "And we did at times today. The other part was running out the last five, six minutes of the game when we got the ball and we got down there and could have had a score. We didn't, but eating that clock up and not giving it back, that was huge."

Texas A&M (3-1) led 14-0 at the half and had 325 yards of total offense in the game. Akinias Smith caught five passes for 20 yards and a touchdown. Chase Lane caught two passes, including a 51-yard touchdown reception in the opening minutes of the third quarter.

Mississippi State (1-3) had little offensive rhythm for the third straight game. The Bulldogs' first touchdown came on Emmanuel Forbes' interception return in the third quarter.

"I thought we literally squandered the first half," Bulldog coach Mike Leach said. "Right now we're one team on Tuesday and Wednesday and another team on Saturday. We need to be able to transition that to the field. And if you think that's frustrating for you, you should try it from my perspective."

Leach benched starting quarterback KJ Costello midway through the second half for freshman Will Rogers, same as he did last week in a 24-2 loss at Kentucky. Rogers connected with Malik Heath for a 15-yard touchdown pass in the fourth quarter.

"Offensively, we were a bunch of pincushions out there," Leach said. "And I think its mental on the part of our o-line, because we can block our own defensive line consistently in practice and A&M couldn't even do that. So, it's definitely mental."

Texas A&M's defense continually disrupted the line of scrimmage, finishing with six sacks and eight tackles for loss. Mississippi State had minus-2 yards rushing and just 217 yards of total offense.

	1	2	3	4	SCORE
TAMU	0	14	14	0	28
MSU	0	0	7	7	14

SCORING SUMMARY

2ND	14:57	TAMU	Spiller 3 yd run (Small kick)	8-66 4:16
	13:27	TAMU	Spiller 1 yd run (Small kick)	1-1 0:04
3RD	11:38	MS	Forbes 60 yd interception return (Ruiz kick)	
	10:05	TAMU	Lane 51 yd pass from Mond (Small kick)	4-75 1:33
	08:39	TAMU	Smith 6 yd pass from Mond (Small kick)	2-8 0:46
4TH	11:11	MS	Heath 32 yd pass from Rogers (Ruiz kick)	13-89 6:00

	TAMU	MSU
FIRST DOWNS	17	15
RUSHES-YARDS (NET)	34-186	20--2
PASSING YDS (NET)	139	219
Passes Att-Comp-Int	23-13-1	40-30-1
TOTAL OFFENSE PLAYS-YARDS	57-325	60-217
Fumble Returns-Yards	1-19	0-0
Punt Returns-Yards	4-55	0-0
Kickoff Returns-Yards	0-0	0-0
Interception Returns-Yards	1-0	1-60
Punts (Number-Avg)	5-43.4	7-36.3
Fumbles-Lost	0-0	1-1
Penalties-Yards	5-40	3-25
Possession Time	30:32	29:28
Third-Down Conversions	4 of 10	7 of 15
Fourth-Down Conversions	0 of 0	0 of 0
Red-Zone Scores-Chances	3-4	0-0
Sacks By: Number-Yards	6-47	0-0

RUSHING: Texas A&M-Isaiah Spiller 18-114; Akinias Smith 10-52; Devon Achane 4-20; Kellen Mond 1-1; TEAM 1-minus 1. **MISSISSIPPI STATE:** J. Marks 7-25; Dillon Johnson 3-7; Will Rogers 1-minus 7; K.J. Costello 9-minus 27.

PASSING: Texas A&M-Kellen Mond 13-23-1-139. **MISSISSIPPI STATE:** K.J. Costello 15-22-1-99; Will Rogers 15-18-0-120.

RECEIVING: Texas A&M-Akinias Smith 5-20; Jalen Wydermyer 4-30; Chase Lane 2-70; Isaiah Spiller 2-19. **MISSISSIPPI STATE:** J. Marks 9-40; Osirus Mitchell 6-40; Malik Heath 5-57; Jaden Walley 3-37; Austin Williams 3-32; JaVonta Payton 2-9; Dillon Johnson 2-4.

INTERCEPTIONS: Texas A&M-Myles Jones 1-0. **MISSISSIPPI STATE:** Emmanuel Forbes 1-60.

FUMBLES: Texas A&M-None. **MISSISSIPPI STATE:** K.J. Costello 1-1.