



Saturday, September 4, 2021 • 1 p.m. • SECN+/ESPN+ • Donald W. Reynolds Razorback Stadium (76,000) • Fayetteville, Ark.

SEC NETWORK+/ESPN+

Mike Couzens, Play-By-Play
Dustin Fox, Analyst
Tera Talmadge, Reporter

RAZORBACK/IMG SPORTS NETWORK

Chuck Barrett, Play-By-Play
Quinn Grovey, Analyst
Geno Bell, Reporter

SIRIUS/XM RADIO

SIRIUS/XM Channel 108/190
Internet Channel 961

COACHING STAFF

ON THE FIELD (Year at Arkansas)

Sam Pittman - Head Coach (2nd)
Scott Fountain - Asst. HC/Special Teams (2nd)
Kendal Briles - Offensive Coordinator/QBs (2nd)
Jermial Ashley - Defensive Line (1st)
Sam Carter - Cornerbacks (2nd)
Kenny Guiton - Wide Receivers (1st)
Cody Kennedy - Offensive Line (1st)
Michael Scherer - Linebackers (1st)
Jimmy Smith - Running Backs (2nd)

IN THE BOOTH

Barry Odom - Assoc. HC/Def. Coordinator/Safeties (2nd)
Dowell Loggains - Tight Ends (1st)

FOUR DOWNS

2

>>>>>>

Arkansas head coach Sam Pittman embarks on his second year leading the program after guiding the Razorbacks to their most SEC wins (3) since 2016.

13

>>>>>>

The Razorbacks have won 13 of their last 14 home openers, outscoring their opposition by an average of 41.1 to 16.1 during that span.

19

>>>>>>

Arkansas returns 19 starters from 2020.

35

>>>>>>

The Hogs are 35-29-3 all-time against the Owls, tied for the sixth most wins against a single opponent in program history.



RICE
AT
ARKANSAS



RICE OWLS (0-0, 0-0)

AP/Coaches Rank: NR/NR

Head Coach: Mike Bloomgren (Florida State, '99)

Career Record: 7-23 (4th season)

Record at Rice: Same

ARKANSAS RAZORBACKS (0-0, 0-0)

AP/Coaches Rank: NR/RV

Head Coach: Sam Pittman (Pittsburg State (Kan.), '86)

Career Record: 3-7 (2nd season)

Record at Arkansas: Same

THE RUNDOWN

Arkansas opens year two of the Sam Pittman era against former Southwest Conference rival Rice at 1 p.m. on Saturday, Sept. 4 inside Donald W. Reynolds Razorback Stadium on SECN+/ESPN+. The Razorbacks and Owls last met on Nov. 23, 1991, in Little Rock, the final year of the SWC.

The Hogs went 3-7 in 2020 against a 10-game SEC-only schedule, recording home wins against Ole Miss (33-21) and Tennessee (24-13), and a road triumph at No. 16 Mississippi State (21-14) in Week 2, which was Arkansas' first win over a ranked team since 2016. The Razorbacks were slated to play in the Mercari Texas Bowl, but a COVID-19 outbreak within TCU's program canceled the game.

Arkansas returns 73% of its tackles from last season, including its top six tacklers, led by redshirt senior linebacker Grant Morgan's SEC-best 111 stops. Morgan, who made his first career start in the season-opener against Georgia, garnered Walter Camp All-America honors a season ago.

Redshirt sophomore DB Jalen Catalan led FBS freshmen making 99 tackles and was a Jim Thorpe Award semifinalist, joining former Razorback legend Steve Atwater as the only Hogs to ever be named semifinalists for the award. Catalan tied for the team lead recording three interceptions and became the first SEC freshman since Tennessee's Eric Berry in 2007 with at least 86 stops and three picks.

Junior WR Treyton Burks returns after leading the Hogs with 51 catches for 820 yards (16.1 ypc) and seven touchdowns. Many have called the Warren, Ark., native the best returning wideout in the SEC and he was named to Bruce Feldman's 2021 College Football Freaks for his 10.75 inch hands.

The Hogs return their leading rusher in redshirt junior RB Treylon Smith. After transferring from Arizona State and sitting out 2019, Smith ranked 10th in the SEC producing 710 rushing yards (5.3 ypc) and scored five touchdowns in 2020. He also contributed 22 receptions, ranking third on the team, for 159 yards and one score.

Redshirt sophomore quarterback KJ Jefferson takes the reins as the team's starting signal caller from Feleipe Franks. Jefferson completed 20-of-41 (48.8%) of his passes last year for 295 yards and three touchdowns. He had a coming out party at Missouri, starting for Franks and throwing for 274 yards on 18-of-33 passing with three TDs and 32 rushing yards.



KJ JEFFERSON

PASSING

20/41 (49%)

295 YDS

3 TD/0 INT



TREYLON SMITH

RUSHING

134 ATT

710 YARDS

5 TDS



TREYTON BURKS

RECEIVING

51 REC

820 YDS

7 TDS



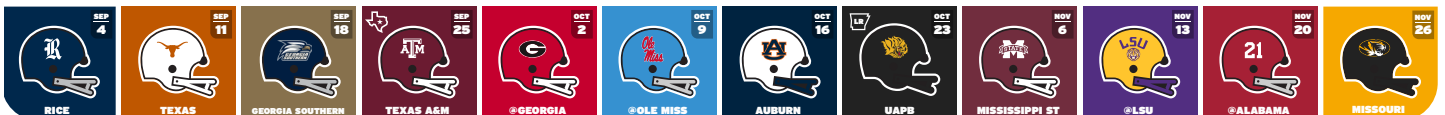
GRANT MORGAN

TACKLES

111 TOTAL

7.5 TFL

1 INT



THE GAME: ARKANSAS vs. RICE

INSIDE THE RICE SERIES

All-Time Record: Arkansas leads 35-29-3

In Fayetteville: Arkansas leads 13-8

In Little Rock: Arkansas leads 9-4

In Houston: Arkansas leads 13-17-3

Most points scored by Arkansas: 46 (1968)

Most points scored by Rice: 47 (1953)

Largest margin of victory by Arkansas: 35 (1983)

Largest margin of victory by Rice: 47 (1953)

SERIES HISTORY

Last 30 Games

Date	UA/Opp Rank	Site	Result
Nov. 11, 1961		Houston, Texas	W, 10-3
Nov. 10, 1962	6/NR	Fayetteville, Ark.	W, 28-14
Nov. 9, 1963		Houston, Texas	L, 7-0
Nov. 7, 1964	4/NR	Fayetteville, Ark.	W, 21-0
Nov. 6, 1965	2/NR	Houston, Texas	W, 31-0
Nov. 5, 1966	8/NR	Little Rock, Ark.	W, 31-20
Nov. 11, 1967		Houston, Texas	W, 23-9
Nov. 9, 1968	14/NR	Fayetteville, Ark.	W, 46-21
Nov. 8, 1969	4/NR	Houston, Texas	W, 30-6
Nov. 7, 1970	7/NR	Fayetteville, Ark.	W, 38-14
Nov. 6, 1971	16/NR	Houston, Texas	T, 24-24
Nov. 11, 1972		Little Rock, Ark.	L, 23-20
Nov. 10, 1973		Houston, Texas	L, 17-7
Nov. 9, 1974		Fayetteville, Ark.	W, 25-6
Nov. 8, 1975		Houston, Texas	W, 20-16
Oct. 30, 1976	14/NR	Fayetteville, Ark.	W, 41-16
Oct. 29, 1977	8/NR	Houston, Texas	W, 30-7
Nov. 4, 1978	17/NR	Fayetteville, Ark.	W, 37-7
Nov. 3, 1979	9/NR	Houston, Texas	W, 34-7
Nov. 1, 1980		Little Rock, Ark.	L, 17-16
Oct. 31, 1981	20/NR	Houston, Texas	W, 41-7
Oct. 30, 1982	5/NR	Fayetteville, Ark.	W, 24-6
Oct. 29, 1983		Little Rock, Ark.	W, 35-0
Nov. 3, 1984		Little Rock, Ark.	W, 28-6
Nov. 2, 1985	14/NR	Houston, Texas	W, 30-15
Nov. 1, 1986	13/NR	Fayetteville, Ark.	W, 45-14
Oct. 31, 1987		Houston, Texas	W, 38-14
Oct. 29, 1988	11/NR	Little Rock, Ark.	W, 21-14
Nov. 4, 1989	11/NR	Houston, Texas	W, 38-17
Nov. 3, 1990		Little Rock, Ark.	L, 19-11
Nov. 23, 1991		Little Rock, Ark.	W, 20-0

100-YARD RUSHING GAMES (16)

Player	Date	Rushes	Yards	TDs
Geno Mazzanti	11/5/49	15	126	0
Jack Brasuell	11/7/64	26	121	0
Bobby Burnett	11/6/65	28	116	2
Russell Cody	11/8/69	8	112	0
Bill Burnett	11/8/69	25	130	2
Russ Garber	11/7/70	18	112	0
Dickey Morton	11/10/73	26	106	1
Ben Cowins	10/30/76	20	121	1
Ben Cowins	10/29/77	15	114	2
Michael Forrest	10/29/77	25	130	1
Ben Cowins	11/4/78	23	117	0
Gary Anderson	11/1/80	14	121	1
James Tolbert	10/31/81	12	113	2
Mark Calcagni	11/2/85	22	160	1
James Rouse	10/14/89	19	133	1
E.D. Jackson	11/23/91	20	120	0

300-YARD PASSING GAMES (0)

Player	Date	C-A	Yards	TDs
--------	------	-----	-------	-----

100-YARD RECEIVING GAMES (3)

Player	Date	Rec.	Yards	TDs
Chuck Dicus	11/9/68	8	193	2
Mike Reppond	11/6/71	12	204	0
Donnie Centers	11/1/86	3	108	1

TOTALS

100-Yard Rushing Games (Players): 16 (14)

300-Yard Passing Games (Players): 0 (0)

100-Yard Receiving Games (Players): 3 (3)

STATISTICAL BREAKDOWN: ARKANSAS vs. RICE

Arkansas	Rank: SEC (FBS)	Category	Rice	Rank: C-USA (FBS)
25.7	8 (86)	Scoring Offense	23.4	8 (99)
34.9	10 (98)	Scoring Defense	18.8	3 (12)
391.5	8 (66)	Total Offense	331.6	9 (107)
451.7	11 (106)	Total Defense	341.6	3 (23)
151.3	8 (78)	Rushing Offense	120.8	12 (110)
192.1	12 (92)	Rushing Defense	140.8	4 (40)
240.2	8 (52)	Passing Offense	210.8	7 (81)
259.6	9 (102)	Passing Defense	200.8	6 (26)
17.44	11 (108)	Kickoff Return Avg.	20.08	7 (63)
4.50	12 (98)	Punt Return Avg.	8.38	5 (50)
25:17	14 (125)	Time of Possession	36:00	1 (2)
33.8%	12 (105)	3rd Down Conv. Pct.	38.2%	11 (77)
46.8%	11 (110)	3rd-D Conv. Pct. Defense	40.9%	7 (70)
36.24	12 (100)	Net Punting	40.1	4 (35)
0.50	5 (30)	Turnover Margin	0.20	4 (51)
5	8 (66)	Fumbles Recovered	3	10 (94)
7	8 (88)	Fumbles Lost	6	7 (67)
13	2 (13)	Passes Intercepted	6	6 (68)
18	4 (25)	Turnovers Gained	9	9 (91)
13	5 (65)	Turnovers Lost	8	3 (19)
154.50	4 (23)	Passing Efficiency	152.51	1 (26)
131.97	2 (52)	Pass Efficiency Defense	128.56	5 (42)
6.40	13 (81)	Fewest Penalties Per Game	3.40	1 (1)
45.70	4 (35)	Fewest Yards Penalized Per Game	20.80	1 (1)
1.40	12 (109)	Sacks Per Game	1.40	12 (109)
3.40	14 (115)	Sacks Allowed Per Game	3.40	12 (115)
5.0	9 (95)	Tackles for Loss	4.4	12 (113)
6.50	11 (78)	Tackles for Loss Allowed	7.60	12 (113)
207	10 (48)	First Downs	108	12 (112)
255	11 (115)	First Downs Allowed	82	1 (6)
90.9%	3 (15)	Red Zone Offense	64.7%	13 (124)
78.3%	4 (36)	Red Zone Defense	72.7%	4 (12)

INDIVIDUAL STATS

ARKANSAS					RICE				
Rushing					Rushing				
	Att.	Yds.	Avg.	TD		Att.	Yds.	Avg.	TD
Trelon Smith	134	710	5.6	5	Khalan Griffin	72	249	3.5	0
Rakeem Boyd	82	309	3.8	3	Juma Otoviano	45	195	4.3	0
Feleipe Franks	105	2	1.9	1	Ari Broussard	25	87	3.5	0
Passing					Passing				
	Comp.	Att.	Yds.	TD/INT		Comp.	Att.	Yds.	TD/INT
Feleipe Franks	163	238	2107	17/4	Mike Collins	53	86	802	10/1
KJ Jefferson	20	41	295	3/0	Jovani Johnson	27	37	225	1/0
Receiving					Receiving				
	Rec.	Yds.	Avg.	TD		Rec.	Yds.	Avg.	TD
Treyton Burks	51	820	16.1	7	Austin Trammell	16	335	20.9	6
Mike Woods	32	619	19.3	5	Jake Bailey	23	276	12.0	2
Trelon Smith	22	159	7.2	1	Jordan Myers	24	209	8.7	1
Blake Kern	20	201	10.1	2	Andrew Mason	6	74	12.3	0
Punting					Punting				
	No.	Yds.	Avg.	Long		No.	Yds.	Avg.	Long
Reid Bauer	39	1698	43.5	62	Charlie Mendes	21	898	42.8	59
Punt Returns					Punt Returns				
	No.	Yds.	Avg.	Long		No.	Yds.	Avg.	Long
Nathan Parodi	3	14	4.7	15	Jake Bailey	2	40	20.0	24
Kickoff Returns					Kickoff Returns				
	No.	Yds.	Avg.	Long		No.	Yds.	Avg.	Long
De'Vion Warren	6	120	20.0	32	Jake Bailey	7	145	20.7	39
Tackles					Tackles				
	UT-AT	TT	TFL	Other		UT-AT	TT	TFL	Other
Grant Morgan	40-71	111	7.5-23	2 SK, 1 INT	Blaze Alldredge	21-26	47	3.0-13	1 SK, 2 PBU
Bumper Pool	40-61	101	6.5-10	0.5SK, 5PBU	Elijah Garcia	10-18	28	0.0-0	3 QBH, 1 PBU
Jalen Catalon	51-48	99	2.0-7	3 INT, 4 PBU	Kirk Lockhart	16-12	28	1.5-2	
Joe Foucha	18-42	60	3.0-6	2 INT, 3 PBU	Treshawn Chamberlain	12-15	27	1.0-3	1 INT
Hudson Clark	32-15	47	1.0-1	3 INT, 3 PBU	Antonio Montero	8-16	24	1.5-8	2 QBH

LAST MEETING: ARKANSAS 20, RICE 0

NCAA OFFICIAL SCORING SUMMARY

Rice Owls vs. Arkansas Razorbacks
Visitors Home
Date November 23, 1991 Site War Memorial Stadium Attendance 40,436
Little Rock, Arkansas

Score by Quarters	1	2	3	4	Final
RICE OWLS	0	0	0	0	0
ARKANSAS RAZORBACKS	3	3	7	7	20

RICE	ARKANSAS	QUARTER	TIME SCORED	HOW SCORED
	3	1st	5:56	Wright 30 fg (49 yds, 11plays, 4:29)
	6	2nd	4:02	Wright 37 fg (50 yds, 8 plays, 2:57)
	13	3rd	12:01	Jeffery 1 run (Wright PAT) (80 yds, 9plays, 2:59)
	20	4th	7:17	Botkin 28 pass from Hill (Wright PAT) (89 yds, 12 plays, 6:16)

Time of Game: Kickoff 1:01 End of Game 3:45 Total Elapsed Time 2:44
Officials Loyd Dale (R), James Wilson (HL), Jon Bible (FJ), Randy McAnally (BJ),
Joe Darden (U), Mike Liner (LJ), Mike Wetzel (SJ).
Temperature 42° Wind NW 17-30 mph Weather Sunny, scattered clouds
Copyright 1987 National Collegiate Athletic Association

	ARKANSAS Home	RICE Visitors
First Downs	25	8
Rushing	16	4
Passing	7	4
Penalty	2	0
Rushing Attempts	56	33
Yards Gained Rushing	278	126
Yards Lost Rushing	18	45
Net Yards Rushing	260	81
Net Yards Passing	177	87
Passes Attempted	24	20
Passes Completed	13	10
Had Intercepted	1	0
Total Offensive Plays	80	53
Total Net Yards	437	168
Average Gain Per Play	5.5	3.2
Return Yards	2 - 11	3 - 18
Fumbles: Number—Lost	3 — 2	2 — 0
Penalties: Number—Yards	6 — 54	8 — 61
Interceptions: Number—Yards	0 — 0	1 — 10
Number of Punts—Yards	3 — 107	7 — 249
Average Per Punt	35.7	35.6
Punt Returns: Number—Yards	2 — 11	2 — 8
Kickoff Returns: Number—Yards	1 — 23	1 — 13
Possession Time	35:13	24:47
Third-Down Conversions	6 Of 14	0 Of 12
Sacks By	5 — 38	1 — 9

Copyright 1987 National Collegiate Athletic Association

IN DEPTH CHART: OFFENSE

WR



10 De'Vion Warren ||| 5-10, 195, *Sr.

Played in seven games and started six before his season was cut short due to a knee injury ... Made 15 grabs for 278 yards (18.5 ypc), scored three touchdowns, and rushed four times for 35 yards (8.8 ypc).



	REC	YDS	TD
2020	15	278	3
2019	4	19	0
2018	3	14	1
2017	1	5	0
Totals	23	316	4

2 Ketron Jackson Jr. ||| 6-2, 205, Fr.

Consensus four-star prospect by 247Sports, Rivals and ESPN ... Rated the No. 21 wide receiver in the country and the No. 21 prospect in Texas by 247Sports ... As a senior, made 39 catches for 765 yards (19.6 ypc) and scored 10 touchdowns.

	REC	YDS	TD
2021	-	-	-
Totals	-	-	-

WR



16 Treyton Burks ||| 6-3, 225, Jr.

Biletnikoff Award and Maxwell Award Watch Lists ... Preseason First-Team All-SEC ... Played and started in nine games in 2020, leading team with 51 catches, 820 yards (16.1 ypc) and seven touchdowns to set new career-best marks.

	REC	YDS	TD
2020	51	820	7
2019	29	475	0
Totals	80	1295	7

11 Jaquayin Crawford ||| 5-10, 175, R-Jr.

Redshirted and sat out 2020 season after transferring from Oklahoma ... Played in two games for Sooners over two seasons ... A four-star recruit by 247Sports, ESPN and Rivals ... Rated No. 146 nationally by ESPN and No. 179 by 247Sports.

	REC	YDS	TD
2019	0	0	0
Totals	0	0	0

LT



76 Myron Cunningham ||| 6-6, 325, *R-Sr.

Team Captain ... Anchored OL at LT, starting all 10 games in 2020, one of two Razorback OL to do so (Latham) ... Logged the most snaps of any Hog, playing every offensive snap ... First Team NJCAA All-American (2018).



	GP	GS
2020	10	10
2019	11	10
Totals	21	20

74 Jalen St. John ||| 6-5, 330, R-Fr.

Redshirted during his first season at Arkansas in 2020 ... Four-star prospect by Rivals ... Rated as the No. 9 offensive guard in the country and seventh overall player in the state of Missouri by Rivals.

	GP	GS
2020	5	5
2018	4	2
Totals	9	7

LG



62 Brady Latham ||| 6-5, 305, R-So.

Started all 10 games at left guard in 2020, one of two Razorback offensive lineman to start every game (Myron Cunningham) ... Named to the SEC All-Freshman Team, the first Arkansas offensive lineman since Denver Kirkland in 2013.


	GP	GS
2020	10	10
2019	3	0
Totals	13	19

70 Luke Jones ||| 6-5, 310, R-Jr.

Played in all 10 games in 2020 ... According to Pro Football Focus, saw action in 84 offensive and 100 special teams plays ... Transferred to Arkansas from Notre Dame in 2019.

	GP	GS
Clenin	7	0
2020	11	1
2019	7	2
Totals	23	2

C



51 Ricky Stromberg ||| 6-4, 311, So.

Preseason First-Team All-SEC according to league's coaches ... Played in nine games, eight starts, in 2020 at center ... According to Pro Football Focus, played 628 offensive snaps, fourth-most on the team and third most among OL.

	GP	GS
2020	9	8
2019	12	11
Totals	20	18

57 Shane Clenin ||| 6-6, 325, R-Sr.

Played in seven games in 2020, seeing almost all of his action on special teams ... According to Pro Football Focus, saw action in 42 special teams snaps, all coming on the field goal unit, and 4 offensive snaps.



	GP	GS
2020	8	7
2019	12	12
2018	12	11
2017	7	4
Totals	38	33

RG



66 Ty Clary ||| 6-4, 315, *Sr.

Preseason All-SEC selection ... Played in last eight games and started the last seven of 2020, making five starts at right guard and two at center ... Penalized 2 times, fewest among OL who played at least 400 snaps.



	GP	GS
2020	8	7
2019	12	12
2018	12	11
2017	7	4
Totals	38	33

55 Beaux Limmer ||| 6-5, 300, R-So.

Played in seven games and made five starts in 2020, all coming at right guard ... Did not allow a sack in 171 pass blocking plays.

	GP	GS
2020	6	5
2019	4	0
Totals	10	5

RT



78 Dalton Wagner ||| 6-9, 330, R-Sr.

Played in eight games and started the final five at right tackle in 2020 ... Made first start of the year in the win over Tennessee ... According to Pro Football Focus, played in 413 snaps all at right tackle.



	GP	GS
2020	7	5
2019	12	12
2018	11	1
Totals	29	18

53 Ty'Kieast Crawford ||| 6-5, 350, So.

Played 2020 at Charlotte, playing in six games and starting three ... Saw all of his action at right tackle, playing 151 snaps, according to PFF ... Did not allow a sack on 55 pass blocking plays ... Originally committed to Arkansas out of high school.

	GP	GS
2020	5	5
Totals	9	7

QB



1 KJ Jefferson ||| 6-3, 245, R-So.

Voted Team Captain ... Played in five games, making one start at Missouri in 2020 ... Completed 20-of-41 (48.8%) passes for 295 yards and three touchdowns ... Started one game as a freshman at No. 1 LSU in 2019.

	C-A-I	YDS	TD
2020	20-41-0	295	3
2019	14-31-1	197	0
Totals	34-72-1	492	3

4 Malik Hornsby ||| 6-2, 180, R-Fr.

Saw action in one game in 2020, at Auburn ... Four-star prospect by 247Sports and ESPN out of high school ... Rated as the No. 5 dual-threat quarterback in the country and 14th overall player in the state of Texas by 247Sports.

	C-A-I	YDS	TD
2020	0-0-0	0	0
Totals	0-0-0	0	0

RB



22 Trelon Smith ||| 5-9, 185, R-So.

Played in all 10 games, four starts, in 2020 ... Produced team-bests with 134 carries for 710 yards (5.3 ypc) and five TDs ... Led team in rushing eight times ... Transfer from Arizona State after 2018 - two-year letterwinner (2017-18).

	ATT	YDS	TD
2020	134	710	5
2018 (ASU)	11	56	0
2017 (ASU)	1	4	0
Totals	146	770	5

5 Raheim 'Rocket' Sanders ||| 6-2, 225, Fr.

Moved to RB during spring after signing as WR out of high school ... Rated a four-star prospect by 247Sports and Rivals and a three-star prospect by ESPN ... Rated the No. 19 player in Florida by 247Sports and No. 8 athlete in the country.

	ATT	YDS	TD
2021	-	-	-
Totals	-	-	-

TE



87 Blake Kern ||| 6-4, 265, *R-Sr.

Played in all 10 games and made five starts in 2020 ... Logged 20 catches for 201 yards (10.1 ypc) with two touchdowns ... Ranked fourth on the team in receptions and yards ... Former walk-on.



	REC	YDS	TD
2020	20	201	2
2019	0	0	0
2018	0	0	0
2017	0	0	0
Totals	20	201	2

82 Hudson Henry ||| 6-5, 255, R-So.

Played in six games and made four starts in 2020 with 16 receptions for 92 yards and one touchdown ... Earned SEC All-Freshman honors, first Razorback tight end to do so since his brother Hunter Henry in 2013.

	REC	YDS	TD
2020	16	92	1
2019	3	15	0
Totals	19	107	1

WR



19 Tyson Morris ||| 6-1, 202, R-Sr.

Appeared in all 10 games in 2020, making seven catches for 67 yards with one TD ... Father, Isaiah, played basketball for Arkansas from 1990-92 and was a second-round pick in the 1992 NBA Draft to the Miami Heat.



	REC	YDS	TD
2020	7	62	1
2019	13	155	1
2018	4	30	1
Totals	24	252	3

7 Trey Knox ||| 6-5, 215, Jr.

Played in all 10 games and made six starts, recording seven catches for 70 yards in 2020 ... As a freshman in 2019, started 11 games catching 28 passes for 385 yards and three TDs ... 385 yards ranked third among SEC freshmen.

	REC	YDS	TD
2020	7	70	0
2019	28	385	3
Totals	35	455	3

IN DEPTH CHART: DEFENSE

	U-A-T	TFL	SACK
2020	3-2-5	15-20	15-20
2019	0-1-1	0-0-0	0-0-0
2018	8-13-21	25-13	0-0-0
Totals	11-16-27	40-33	15-20

5 Dorian Gerald III 6-3, 265, *R-Sr.

Played in six games and made one start due to injuries in 2020 ... Logged five tackles (three solo) with 1.5 TFL, 1.5 sacks and one QB hurry ... Suffered season-ending injury in 2019 opener.



JACK

	U-A-T	TFL	SACK
2020	9-13-22	15-9	10-8
2019	6-6-12	0-0-0	0-0-0
Totals	15-17-34	15-9	10-8

56 Zach Williams III 6-4, 255, Jr.

Played in nine games and made four starts on DL in 2020 ... Registered 22 tackles (9 solo) with 1.5 TFL, 1.0 sack and one QB hurry ... Son of former Arkansas linebacker Rickey Williams (1984-87).




DT

	U-A-T	TFL	SACK
2020	14-8-22	3-0	0-0
2019	28-22-50	3-0	0-0
2018	9-21-30	2-0	1-0
Totals	51-51-102	8-0	1-0

99 John Ridgeway III 6-6, 320, R-Sr.

Transferred from FCS Illinois State, one of three transfer DL ... In ISU's 2021 season, which was played in the spring due to COVID, tied for the team-lead making 22 tackles ... two-time All-MVFC.



DT

	U-A-T	TFL	SACK
2020	6-18-24	0-5	0-5
2019	7-10-17	1-0	0-5
2018	1-0-1	0-0	0-0
Totals	14-28-42	1-5	1-0

93 Isaiah Nichols III 6-3, 300, R-Jr.

Played in nine games, making seven starts in 2020 ... Totaled 24 tackles (six solo), 0.5 TFL, 0.5 sacks and one QB hurry ... Made first career start and recorded three tackles and QB hurry against Georgia.




DT

	U-A-T	TFL	SACK
2020	16-3-19	2-0	0-0
2019	5-4-9	1-0	0-0
2018	1-0-1	0-0	0-0
2017	3-3-6	1-0	1-0
*Totals	27-13-40	4-0	1-0

0 Markell Utsey III 6-4, 290, *R-Sr.

Played at Missouri 2016-20 ... Totaled nine games played with 19 tackles, 2.0 tackles for loss and one pass broken up as a senior in 2020 ... One of three transfer DL ... From Little Rock, Ark.



DE

	U-A-T	TFL	SACK
2020	12-15-27	3-0	3-0
2019	1-3-4	0-0	0-0
Totals	13-18-31	3-0	3-0

50 Eric Gregory III 6-4, 295, R-So.

Played in nine games and made seven starts at defensive end in 2020 ... Totaled 27 tackles and 3.0 TFL ... Led team with 2.5 sacks and also had one QB hurry and one interception ... Will also play DE.



DE

	U-A-T	TFL	SACK
2020	14-7-21	2-5	2-0
2019	13-11-24	3-0	1-0
2018	7-13-20	5-0	2-5
2017	15-5-20	4-0	3-0
Totals	49-36-85	14-5	8-5

55 Tre Williams III 6-4, 283, R-Sr.

One of three transfer DL, played at Missouri 2016-20 ... Played in eight games, four starts, for Mizzou in 2020 with 21 tackles, 2.5 TFL and one sack ... SEC All-Freshman team in 2019.



LB

	U-A-T	TFL	SACK
2020	0-0-0	0-0	0-0
Totals	0-0-0	0-0	0-0

58 Jashaud Stewart III 6-2, 240, So.

Played in eight games seeing action predominately on special teams in 2020 ... According to Pro Football Focus, played in 66 special teams and 5 defensive snaps ... First recruit to commit to Coach Pittman at Arkansas.



LB

	U-A-T	TFL	SACK
2020	14-11-25	3-0	1-0
2019	16-15-31	2-5	1-0
2018	9-15-24	0-0	0-0
2017	3-0-3	0-0	0-0
Totals	42-41-83	5-5	2-0

27 Hayden Henry III 6-2, 225, *Sr.

Played in all 10 games in 2020, making three starts at LB ... Logged a career season-best 25 tackles (14 solo) with 3.0 tackles for loss, 1.0 sack and one pass broken up ... Middle brother of Hunter and Hudson Henry.



LB

	U-A-T	TFL	SACK
2020	40-61-101	6-5-11	0-5-3
2019	38-56-94	6-5-12	1-0-6
2018	14-15-29	2-5-4	0-0-0
Totals	92-132-224	14-5-27	1-5-9

- OR - 10 Bumper Pool III 6-2, 229, Jr.

Butkus Award Watch List ... All-SEC Second Team by coaches in 2020 ... Played and started in nine games at LB ... Finished second on team making 101 total tackles (40 solo) and tied for second with 6.5 TFL and five passes broken up.




LB

	U-A-T	TFL	SACK
2020	40-71-111	5-0-14	1-0-4
2019	9-30-39	3-0-14	1-0-8
2018	8-16-24	2-5-4	0-0-0
2017	22-16-38	3-5-15	1-0-9
Totals	80-133-212	14-0-47	3-0-21

31 Grant Morgan III 5-11, 235, *R-Sr.

Voted Team Captain ... Walter Camp Second-Team All-American in 2020 after leading FBS with 12.3 tackles/game (111 total over nine starts) ... Burlsworth Trophy Finalist in 2020 ... Married to his wife, Sydnie.



CB

	U-A-T	TFL	SACK
2020	3-9-12	0-0	0-0
2019	2-3-5	0-0	0-0
Totals	5-12-17	0-0	0-0

28 Andrew Parker III 6-2, 245, R-Jr.

Played in all 10 games in 2020, seeing action at LB and on various special teams units ... Totaled 12 tackles ... Saw action in seven games in 2019, making five tackles.



CB

	U-A-T	TFL	INT
2020	8-9-17	1-0	0-0
2019	15-7-22	1-0	0-0
2018	0-0-0	0-0	0-0
Totals	23-16-39	2-0	0-0

24 LaDarrius Bishop III 6-0, 190, R-Jr.

Played in all 10 games in 2020 making one start at CB in the season finale against Alabama ... Logged 17 total tackles with 1.0 TFL and two passes broken up ... Nickname is DaeDae.



S

	U-A-T	TFL	INT
2020	32-15-47	1-0-1	3-18
Totals	32-15-47	1-0-1	3-18

17 Hudson Clark III 6-2, 180, R-So.

Played in eight games and made seven starts at CB in 2020 ... Team's fifth-leading tackler, posting 47 stops (32 solo) and tied for the team lead making three interceptions ... Former walk-on ... Both parents are U of A grads.



S

	U-A-T	TFL	INT
2020	51-48-99	2-0-7	3-44
2019	3-3-6	0-0-0	0-0
Totals	54-51-105	2-0-7	3-44

1 Jalen Catalon III 5-10, 200, R-So.

Voted Team Captain ... Named preseason All-American (2nd) by AP, first Razorback since Frank Ragnow (2017) ... Pre-season All-SEC, Chuck Bednarik Award Watch List ... Freshman All-American in 2020 with 99 tackles and three picks.



S

	U-A-T	TFL	INT
2020	1-0-1	0-0	0-0
2019	1-1-2	0-0	0-0
Totals	2-1-3	0-0	0-0

4 Malik Chavis III 6-2, 195, R-So.

Played in seven games, registering one tackle in 2020 ... Saw action in two games on defense against Florida and Missouri ... According to Pro Football Focus, played 39 defensive and 49 special teams snaps.



S

	U-A-T	TFL	INT
2020	18-42-60	2-0-3	2-26
2019	44-43-87	1-0-2	1-20
2018	6-5-11	0-0-0	0-0
Totals	68-90-158	3-0-5	3-46

7 Joe Foucha III 5-11, 205, Sr.

Voted Team Captain ... Played in 10 games, starting final eight in 2020 ... Finished fourth on team in tackles, making 60 total stops with 3.0 TFL, 1.0 sack, two interceptions, three passes broken up, one FR and one FF.

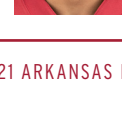


CB

	U-A-T	TFL	INT
2020	10-13-23	0-0-0	0-0
2019	1-0-1	0-0-0	0-0
Totals	11-13-24	0-0-0	0-0

15 Simeon Blair III 5-10, 210, R-Jr.

Played in nine games and made two starts in 2020 ... Totaled 23 tackles with two passes broken up ... Made his first career start in the season-opener against Georgia ... Former walk-on earned scholarship prior to 2020 season.



CB

	U-A-T	TFL	INT
2020	20-11-31	2-0-7	1-0
2019	25-14-39	1-0-3	1-12
2018	8-1-9	0-0-0	0-0
Totals	53-26-79	3-0-6	2-12

21 Montaric Brown III 6-0, 190, R-Sr.

Played and started in eight games at CB in 2020 ... Logged 31 tackles (20 solo) with 2.0 TFL, one interception and one FF ... Led team with six passes broken up.

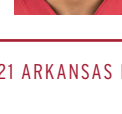


CB

	U-A-T	TFL	INT
2020	0-0-0	0-0	0-0
2019	0-0-0	0-0	0-0
Totals	0-0-0	0-0	0-0

23 Devin Bush III 6-0, 200, R-So.

Played in three games in 2020 ... Saw action on four defensive snaps and five special teams snaps ... Played all four defensive snaps at cornerback in the win over Ole Miss ... Former four-star recruit.

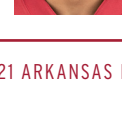


NB

	U-A-T	TFL	INT
2020	22-17-39	3-0-7	2-79
2019	13-12-25	0-0-0	1-6
Totals	35-29-64	3-0-7	3-85

9 Greg Brooks Jr. III 5-11, 185, Jr.

Played in nine games, making eight starts at NB in 2020 ... Logged 39 tackles, sixth-most on the team and fourth-most by a DB ... Added 3.0 TFL, two INT, one PBU and two QB hurries ... Son of former NFL player Greg Brooks Sr.



NB

	U-A-T	TFL	INT
2020	0-0-0	0-0	0-0
2019	13-7-20	1-0	0-0
Totals	13-7-20	1-0	0-0

18 Trent Gordon III 5-11, 190, R-Jr.

Played three seasons at Penn State, appearing in 17 games ... In 2020 as a RS sophomore, appeared in three games but did not record any statistics ... In 2019 as a RS freshman, appeared in 10 games recording 20 tackles.

RAZORBACK TRENDS

	2020	Streak
Overall	3-7	L4
At Home	2-3	L2
On the Road	1-4	L4
Neutral	0-0	L5
August	0-0	W2
September	0-1	L3
October	2-2	L1
November	1-2	L2
December-January	0-2	L3
vs. SEC	3-7	L4
vs. Non-Conference	0-0	L2
vs. Ranked Opponents	1-5	L4
Record in Games...		
Decided by 7 pts or less	1-3	L3
Decided by 3 pts or less	0-3	L3
During the day	1-4	L3
At night	2-3	L1
Record When Scoring...		
Less than 21 points	0-2	L9
21+ points	3-5	L3
30+ points	1-3	L3
40+ points	0-1	L1
50+ points	0-0	W4
Record When Allowing...		
Less than 14 points	1-0	W14
Less than 21 points	2-0	W11
21+ points	1-7	L5
Record When...		
Scoring first	2-2	L1
Opponents score first	1-5	L4
Leading after the 1Q	1-2	L1
Trailing after the 1Q	1-5	L3
Tied after the 1Q	1-0	W1
Leading at halftime	2-2	L1
Trailing at halftime	1-5	L3
Tied at halftime	0-0	--
Leading after the 3Q	3-2	L2
Trailing after the 3Q	0-5	L24
Tied going into the 4Q	0-0	W1
In overtime games	0-0	L1
Record With...		
Less than 300 yards total offense	1-2	L1
400+ yards total offense	1-5	L3
500+ yards total offense	0-1	L1
Less than 100 yards rushing	1-2	L1
100+ yards rushing	2-5	L3
200+ yards rushing	0-3	L4
300+ yards rushing	0-0	L1
Less than 200 yards passing	0-1	L8
200+ yards passing	3-6	L3
300+ yards passing	0-2	L3
400+ yards passing	0-0	L2
A 100-yard rusher	0-3	L6
2+ 100-yard rushers	0-0	W8
Record When Allowing...		
Less than 200 total yards	0-0	W6
200+ total yards	3-7	L4
300+ total yards	1-6	L5
400+ total yards	2-6	L5
Less than 100 rush yards	1-0	W1
100+ rush yards	1-7	L4
200+ rush yards	1-4	L3
Less than 200 pass yards	1-1	W1
200+ pass yards	1-6	L4
300+ pass yards	1-2	L2
400+ pass yards	0-0	L3
A 100-yard rusher	2-4	L3
Record When Having...		
No turnovers	1-3	L1
Less than 3 turnovers	3-5	L3
3 or more turnovers	0-2	L3
No takeaways	0-3	L8
Less than 3 takeaways	1-7	L4
3 or more takeaways	2-0	W5
Win turnover battle	3-0	W3
Lost turnover battle	0-2	L15
Turnovers even	1-4	L5
More than 30:00 TOP	1-0	W1
Less than 30:00 TOP	2-7	L4

RAZORBACK NOTEBOOK

SERIES NOTABLES

- Arkansas plays Rice for the 67th time and the first time since Nov. 23, 1991.
- The two schools have a deep history as former conference mates in the now-defunct Southwest Conference for 76 years.
- On Nov. 23, 1991, Arkansas shutout Rice 20-0 in Little Rock in the last Southwest Conference game in Arkansas history.
- Rice (67) is Arkansas' seventh-most common opponent trailing Texas (78), Texas A&M (77), Tulsa (73), SMU (73), TCU (70) and Baylor (70).
- Arkansas has 35 all-time wins against the Owls, tied for the sixth-most against an opponent in program history behind Tulsa (55), TCU (44), Texas A&M (41), SMU (37) and Ole Miss (37), and tied with Baylor (35).
- Arkansas won a series-best nine straight games from 1981-89 and won 16 of the last 18 games against the Owls.
- It has been 30 years since Arkansas and Rice last met on the gridiron. Michael Bolton's *When a Man Loves a Woman* was Billboard's No. 1 song in America that week and *The Addams Family*, the No. 1 movie. *John Madden Football* released its second game for the Sega Genesis console that year.
- Arkansas is 55-31-3 against the current alignment of Conference USA.



KJ Jefferson will make his first career home start against Rice. The Razorback signal-caller has started two prior games in his career: at LSU on Nov. 23, 2019 & at Missouri on Dec. 5, 2020.

QUICK HITS

- Arkansas has had at least one player record 100 rushing yards in a game in each of the last 36 seasons.
- Arkansas has had at least one receiver post a 100-yard receiving game in 14-straight seasons.
- 40 student-athletes on the 2021 roster are from inside the state's borders, with three from Fayetteville or products of a high school in Fayetteville - Ty Clary, Jon Conley and Tyson Morris.

SEASON-OPENING STATS

- Arkansas is 99-24-4 (.795) in season openers over its history of 127 seasons.
- The Razorbacks have won 13 of their last 14 home openers, outscoring their opposition by an average of 41.1 to 16.1. Arkansas fell in its home opener last year to then-No. 4 Georgia, 37-10.
- Arkansas hasn't lost a home opener to a non-Power 5 team since a 23-10 setback against SMU in 1996.

BURKS BACK FOR MORE IN 2021

- Junior wideout Treyton Burks, regarded as one of the SEC's best receivers, was named to the watch lists for the Biletnikoff Award, Maxwell Award and Walter Camp Player of the Year and earned preseason All-SEC recognition from the both the media and league's head coaches entering 2021.
- According to Pro Football Focus, Burks (82.6) has the second-highest grade of all returning receivers in college football behind only Oklahoma's Marvin Mims (82.6).
- In 2020, Burks led the Razorbacks with 51 receptions for 820 yards (16.1 ypc) with 7 TDs. He also ran 15 times for 75 yards (5.0 ypc). Burks finished third in the SEC averaging 91.1 receiving yards per game and fifth in total receiving yards despite missing one game. He logged four 100+ yard games and six games of 90+ receiving yards.
- Burks was one of two FBS receivers (along with Florida's Kadarius Toney) to record 800+ receiving and 70+ rushing yards last year.
- He made five grabs of 40+ yards, tied for ninth-most in FBS, and four catches of 50+ yards, tied for sixth-most in FBS.
- He became the first Arkansas receiver to record four 100+ yard receiving games in the same year since Cobi Hamilton did so in 2012.
- Burks also tied Boo Williams (1999-00) as the fastest Arkansas receiver (18 games) to reach 1,000 career receiving yards.
- Burks turned in a career performance against Missouri last year, making 10 catches for 206 yards with one touchdown, which ranks as the fifth-most single-game receiving yards in program history. It was the first 200+ yard receiving game by a Razorback since 2012.
- Burks is one of seven FBS players to record a catch in every game played of their careers (minimum 20 games):



Treyton Burks earned All-SEC postseason honors from the league's coaches after logging 7 TDs and 820 receiving yards in 2020.

Rank	Player	School	Games
1.	Justin Hall	Ball State	43
2.	JD Spielman	Nebraska / TCU	36
	Jake Ferguson	Wisconsin	36
4.	Cornelius McCoy	Georgia State	32
5.	Max Borghi	Washington State	27
6.	Jared Smart	Hawai'i	25
7.	Treyton Burks	Arkansas	20

RAZORBACK NOTEBOOK

BIG HANDS = BIG GLOVES

- Blessed with 10.25-inch hands, Treyton Burks wears big gloves.
- Here's how his size 5XL hands compare:
Average male - 7.6"
Arizona Cardinals WR DeAndre Hopkins - 10.1"
Cleveland Browns WR Odell Beckham Jr. - 10"
Atlanta Falcons WR Julio Jones - 9.75"
NBA Hall of Famer Shaquille O'Neal - 11.75"

KNOW THE NAME: JALEN CATALON

- Redshirt sophomore Jalen Catalon posted a freshman season not seen by a defensive back in the SEC for years.
- In 2020, Catalon recorded 99 tackles, 2.0 TFL, three interceptions, four passes broken up, one fumble recovery and two forced fumbles.
- Catalon averaged 9.9 tackles per game, ranking tied for first among FBS freshmen and fourth among all SEC defenders. He was the only FBS freshman to post 95+ tackles and at least three interceptions during the regular season. He also posted five games of 12 or more tackles, ranking second nationally behind teammate Grant Morgan.
- Catalon became the first SEC freshman since Tennessee's Eric Berry (2007) to post at least 86 tackles with three picks.
- At the season's end, Catalon was named to the All-SEC First Team (AP), FWAA Freshman All-American and a Jim Thorpe Award Semifinalist. Heading into the 2021 campaign, he is a Preseason All-America Second Team selection by the AP.

HOG MOLLIES UP FRONT

- The Razorbacks return 90 percent of their offensive line starts from last season, which ranks third in the SEC.
- Entering this year, Arkansas is one of 17 FBS programs with eight or more offensive linemen on the current roster with a career start at the FBS level: Ty Clary (34), Shane Clenin (2), Ty'Kieast Crawford (3), Myron Cunningham (20), Brady Latham (10), Beaux Limmer (5), Ricky Stromberg (19) and Dalton Wagner (18).

DEUCE DEUCE

- Redshirt junior running back Treton Smith proved to be a pivotal addition on the field in his first season for the Razorbacks.
- After sitting out the 2019 season due to NCAA transfer rules, Smith, who made his way to Arkansas from Arizona State, led the Hogs with 710 rushing yards (9th in SEC) and five rushing touchdowns in 2020 – all five of which came in the season's last four weeks.
- He turned in the best game of his young career at Missouri last season, totaling career highs of 172 yards on 26 carries (6.6 ypc) and three TDs. He was the first Arkansas ball carrier to score three times in a game since Rawleigh Williams III in 2016 (4 rushing TDs vs. Mississippi State) and the first back to post 170+ rushing yards against an SEC opponent since Williams in 2016 against Ole Miss (180 yards).
- Smith scored a rushing TD in three straight games against Florida, LSU and Missouri and registered five total TDs over that span. He ran for 118 yards at Florida, his first career 100+ yard rushing performance, and scored on a career-long 83-yard run.
- In his first career start at Auburn, he became the first Arkansas player since at least 1997 to total 70+ rushing (81) and receiving yards (78) and scored his first career TD on a 5-yard reception.

BUMP DAT

- Senior linebacker Bumper Pool is one of Arkansas' top returners on the defensive side of the football.
- Pool played and started in nine games at linebacker, missing one game due to a shoulder injury. The Lucas, Texas, native finished second on the team in total tackles (101) while tying for second in tackles for loss (6.5), including 0.5 sacks.
- The Lott IMPACT Trophy Semifinalist also broke up five passes.
- His average of 11.2 tackles per game was second in the SEC and ranked ninth nationally as he was named to the All-SEC Second Team by the league's coaches.
- Pool posted double-digit tackles in six games, including 20 tackles in Arkansas' win at No. 16 Mississippi State. His 20 tackles were most by a Razorback since Jerry Franklin's 20 in 2010 against Mississippi State, and the performance tied for 10th-most in a game in school history. He earned SEC Defensive Player of the Week and Bronko Nagurski National Defensive Player of the Week for his effort against Mississippi State.
- Over the past two seasons (2019-20), Pool is one of only nine players in the country to total over 190 tackles.
- Pool enters 2021 as a candidate for the Butkus Award, which is handed out to the most outstanding linebacker.



Jalen Catalon, one of the top defensive backs in the country a year ago, earned preseason All-America honors from the Associated Press.



Treton Smith, a transfer from Arizona State, burst onto the scene last year, leading the Hogs in rushing yards and TDs.

2021 HONORS

PRESEASON ALL-AMERICA

Treyton Burks • Jr. • WR
Athlon - Second Team
PFF - Second Team
Phil Steele - First Team

Jalen Catalon • R-So. • DB
Athlon - Second Team
Phil Steele - Second Team

Grant Morgan • R-Sr. • LB
Athlon - Second Team
Phil Steele - Second Team

PRESEASON ALL-SEC

Treyton Burks • Jr. • WR
Athlon - First Team
PFF - First Team
Phil Steele - First Team
SEC - First Team
USA TODAY Network All-SEC

Jalen Catalon • R-So. • DB
Athlon - First Team
PFF - First Team
Phil Steele - First Team
SEC - Second Team
USA TODAY Network All-SEC

Ty Clary • R-Sr. • OL
PFF - Third Team

Myron Cunningham • R-Sr. • OL
Athlon - Third Team
PFF - Honorable Mention
Phil Steele - Third Team
SEC - Third Year

Grant Morgan • R-Sr. • LB
Athlon - First Team
PFF - Second Team
Phil Steele - First Team
SEC - Second Team
USA TODAY Network All-SEC

Bumper Pool • Sr. • LB
Athlon - Fourth Team
Phil Steele - Second Team

Jordan Silver • R-Sr. • LS
Phil Steele - Third Team

Treton Smith • R-Jr. • RB
Athlon - Fourth Team
Phil Steele - Fourth Team

Ricky Stromberg • Jr. • OL
Athlon - Second Team
PFF - Second Team
Phil Steele - Fourth Team
SEC - Second Team

WATCH LISTS

Montaric Brown • R-Sr. • DB
Reese's Senior Bowl Watch List

Treyton Burks • Jr. • WR
Biletnikoff Award Watch List
Maxwell Award Watch List
Walter Camp Player of the Year Watch List

Jalen Catalon • R-So. • DB
Bednarik Award Watch List
Bronko Nagurski Trophy Watch List
Jim Thorpe Award Preseason Watch List

Myron Cunningham • Sr. • OL
Reese's Senior Bowl Watch List

Hudson Henry • R-So. • TE
John Mackey Award Watch List

Grant Morgan • R-Sr. • LB
Bednarik Award Watch List
Bronko Nagurski Trophy Watch List
Butkus Award Watch List
Reese's Senior Bowl Watch List

Bumper Pool • Sr. • LB
Butkus Award Watch List
Reese's Senior Bowl Watch List

John Ridgeway • R-Sr. • DL
Reese's Senior Bowl Watch List

Jordan Silver • R-Sr. • LS
Patrick Mannelly Award Watch List
Wuerffel Trophy Watch List

Treton Smith • R-Jr. • RB
Doak Walker Award Watch List
Earl Campbell Tyler Rose Award Watch List
Reese's Senior Bowl Watch List

Ricky Stromberg • Jr. • OL
Rimington Trophy Watch List

RAZORBACKS IN THE NFL

#PRHOGS

As of Aug. 28, 2021

Name	Pos.	NFL Team
McTelvin Agim	DL	Denver Broncos
Brandon Allen	QB	Cincinnati Bengals
Alex Collins	RB	Seattle Seahawks
Kamren Curl	S	Washington Football Team
Trey Flowers	DE	Detroit Lions
Feleipe Franks	QB	Atlanta Falcons
Hjalte Froholdt	OL	Houston Texans
Dre Greenlaw	LB	San Francisco 49ers
De'Jon Harris	LB	Green Bay Packers
Hunter Henry	TE	New England Patriots
Cody Hollister	WR	Tennessee Titans
Jerry Jacobs	DB	Detroit Lions
Jeremiah Ledbetter	DL	Tampa Bay Buccaneers
Jonathan Marshall	DL	New York Jets
Cheyenne O'Grady	TE	Cincinnati Bengals
Jason Peters	OL	Chicago Bears
Darius Philon	DL	Las Vegas Raiders
Frank Ragnow	OL	Detroit Lions
Randy Ramsey	LB	Green Bay Packers
Dan Skipper	OL	Detroit Lions
Chris Smith	DE	Baltimore Ravens
Frederick Smith Jr.	DL	Los Angeles Chargers
Jeremy Sprinkle	TE	Dallas Cowboys
Armon Watts	DL	Minnesota Vikings
Jonathan Williams	RB	Washington Football Team
Deatrich Wise Jr.	DE	New England Patriots

* Reserve/Injured // ^ Practice Squad

ACTIVE CAREER LEADERS

TACKLES

Rank	Player, Class	Tackles
1.	Bumper Pool, Sr.	224
2.	Grant Morgan, R-Sr.	212
3.	Joe Foucha, Sr.	158
4.	Jalen Catalon, R-So.	105
5.	John Ridgeway, R-Sr.	102

TACKLES FOR LOSS

Rank	Player, Class	TFL
1.	Grant Morgan, R-Sr.	16.5
2.	Bumper Pool, Sr.	15.5
3.	Tre Williams, R-Sr.	15.0
4.	John Ridgeway, R-Sr.	8.0
5.	Hayden Henry, R-Sr.	5.5

SACKS

Rank	Player, Class	Sacks
1.	Tre Williams, R-Sr.	8.5
2.	Grant Morgan, R-Sr.	4.0
3.	Hayden Henry, R-Sr.	2.5
4.	Eric Gregory, R-So.	2.0
5.	Dorian Gerald, R-Sr.	1.5

INTERCEPTIONS

Rank	Player, Class	INTs
1.	Hudson Clark, R-So.	3
	Greg Brooks, Jr.	3
	Montaric Brown, R-Sr.	3
	Jalen Catalon, R-So.	3
5.	Grant Morgan, R-Sr.	1
	Eric Gregory, R-So.	1
	John Ridgeway, R-Sr.	1

RUSHING

Rank	Player, Class	Yards
1.	Trelon Smith, R-Jr.	770
2.	T.J. Hammonds, R-Sr.	447
3.	KJ Jefferson, R-So.	125
4.	John Stephen Jones, R-Jr.	119
5.	Treyton Burks, Jr.	110

RECEPTIONS

Rank	Player, Class	Receptions/Yards
1.	Treyton Burks, Jr.	80/1,295
2.	Trey Knox, Jr.	36/455
3.	Trelon Smith, R-Jr.	26/159
4.	Tyson Morris, R-Sr.	24/252
5.	De'Vion Warren, Sr.	23/316

RAZORBACK NOTEBOOK

CAPTAIN MORGAN

- Grant Morgan's rise from walk-on to All-American is simply one of the best stories in all of college football.
- The redshirt senior is a candidate for the Bednarik Award, Butkus Award and Bronko Nagurski Trophy headed into the 2021 campaign after emerging as one of the best players in the country last year when he produced one of the greatest seasons in Arkansas history.
- The Greenwood, Ark., product, who was named a Walter Camp and AFCA Second Team All-American following the 2020 campaign, posted an SEC-leading 111 total tackles, including 7.5 for loss, with 2.0 sacks.
- The linebacker finished tied for the nation's lead in tackles per game (12.3) while intercepting one pass, breaking up five and registering one quarterback hurry.
- Morgan, the younger brother of former Arkansas receiver Drew Morgan, joined Martrell Spaight (2014) as the only two Razorback defenders to garner both AP and Coaches All-SEC recognition in the last 10 seasons.

TACKLING TRIO

- Linebackers Grant Morgan and Bumper Pool teamed up with defensive back Jalen Catalon to account for 37 percent of the Hogs' tackles last season. As the team's top three tacklers, Morgan (111), Pool (101) and Catalon (99) combined for 311.
- Morgan and Pool finished third and ninth, respectively, in tackles nationally, giving the Razorbacks four straight seasons with at least one player with 100+ tackles and five of the last six seasons. 2020 marked the first time since the 2017 season that Arkansas had two players finish with 100+ tackles (De'Jon Harris – 115; Dre Greenlaw – 103).
- Morgan finished tied for the nation's lead alongside Akron's Bubba Arslanian in tackles per game (12.3).

400 CLUB

- In 2020, the Hogs topped 400 yards in total offense on six occasions, including a season-high 566 yards at Missouri.
- Arkansas put together a five-game streak of 400+ total yards, marking the team's longest since a six-game streak in 2016 against TCU (403), Texas State (467), Texas A&M (491), Alcorn State (559), Alabama (473) and Ole Miss (429).

HOGS PICK SIX

- Arkansas' three interceptions returned for touchdowns last season tied for the second most in the nation with Alabama, Appalachian State, Kentucky, Mississippi State and Wake Forest.
- Greg Brooks Jr. recorded the first Hog pick six since Santos Ramirez in 2016, intercepting Mississippi State QB K.J. Costello on the opening drive for a 69-yard score to set the Hogs on their way to an upset on the road.
- Jalen Catalon (35 yards) and Grant Morgan (23 yards) both made house calls against Ole Miss as the Razorbacks recorded two interceptions returned for touchdowns in the same game for the first time in recent records (since 1997).

ONE OF FIVE, ONE OF A KIND

- Sam Pittman became the fifth Arkansas head coach to lead the Razorbacks to a bowl game berth in his first season on the Hill and the first since Houston Nutt in 1998. Pittman joins Nutt, Ken Hatfield (1984), Lou Holtz (1977) and John Barnhill (1946).
- The 2020 Mecari Texas Bowl, however, was cancelled due to COVID-19 issues within the TCU program.
- Pittman's three SEC wins in his first season are the most for an Arkansas head coach since Nutt won six in his first year.

NEW COACHES ON THE BLOCK

- Five Razorback position coaches are entering their first season on the job in 2021.
- Jermial Ashley begins his first season as defensive line coach after spending the last six seasons (2015-20) in the same role at Tulsa.
- Kenny Guiton, the former Ohio State quarterback, enters his first season as wide receivers coach after spending the 2020 season as wide receivers coach at Colorado State.
- Cody Kennedy begins his first season as offensive line coach after he was hired to coach the Razorbacks' tight ends following a two-year tenure as offensive line coach at Tulane.
- Arkansas alum Dowell Loggains begins his first season as tight ends coach after spending 16 years in the NFL primarily as a quarterbacks coach, including seven seasons as an offensive coordinator. Loggains served as offensive coordinator for Tennessee, Chicago, Miami and the New York Jets.
- Michael Scherer enters his first season as linebackers coach after his promotion from defensive analyst. Scherer came with associate head coach/defensive coordinator Barry Odom from Missouri to Arkansas in 2020.



Grant Morgan is only the second Razorback defender in the last 10 seasons to garner All-SEC recognition from both the AP and league's coaches.

HOG TRACKER

- Since 2000, Arkansas has rushed for over 200 yards in 9 season openers. The Razorbacks last did so in 2019 when Rakeem Boyd totaled 114 yards on the ground in the campaign-opening win against Portland State.
- Myron Cunningham has made 15 consecutive starts, the most among all active Razorbacks. The Warren, Ohio, native was one of two Hog offensive linemen to start all 10 games last season, lining up at left tackle in each contest. Cunningham, who logged the most snaps of any Razorback, allowed only two sacks and was flagged just four times during the 2020 season.
- Arkansas is receiving votes in the preseason Amway Coaches Poll for the first time since 2017. The Razorbacks have not been ranked in the polls (Associated Press or Coaches) during the regular season since Week 7 of the 2016 campaign.

RAZORBACK NOTEBOOK

ARKANSAS VS. THE WORLD (TOP 25)

- Five of the Razorbacks' 12 opponents this season are ranked in the preseason AP Top 25: No. 1 Alabama, No. 5 Georgia, No. 6 Texas A&M, No. 16 LSU and No. 21 Texas. Auburn and Ole Miss, meanwhile, received votes in the poll.
- According to S&P+ strength of schedule rankings, Arkansas (0.782) has the hardest slate in the country.
- Strength of schedule is measured by projecting the average win percentage an average top-five team would produce.
- Tough schedules are nothing new for head coach Sam Pittman and the Hogs. Last year, Arkansas started the season against three straight Top-20 teams in No. 4 Georgia, No. 16 Mississippi State and No. 13 Auburn.
- The Hogs also went on the road to No. 8 Texas A&M and No. 6 Florida later in the season.

SEE YOU AT THE NEXT LEVEL

- NFL scouts and talent evaluators have their eyes on the Razorbacks.
- Defensive back Montaric Brown, offensive lineman Myron Cunningham, defensive back Joe Foucha, tight end Blake Kern, linebacker Grant Morgan, defensive lineman John Ridgeway and long snapper Jordan Silver were included on the NFLPA Collegiate Bowl's preseason big board.
- The 10th-annual NFLPA Collegiate Bowl, one of the premier opportunities for senior football student-athletes to showcase their talents to all 32 NFL teams, is set for Jan. 22, 2022, at the Rose Bowl in Pasadena, Calif., and will be televised live on NFL Network.
- 11 Hogs have participated in the NFLPA Collegiate Bowl since it was founded in 2012. Former running back Rakeem Boyd and defensive back Jerry Jacobs represented Arkansas in the game's 2021 edition.
- Six Hogs – Brown, linebacker Grant Morgan, linebacker Bumper Pool, Ridgeway and running back Trelon Smith – also earned spots on the watch list for the 2022 Reese's Senior Bowl.
- The Reese's Senior Bowl, the nation's most prestigious college all-star game, annually serves as the first step of the NFL Draft process. This year's game will be held Feb. 5, 2022, in Mobile, Ala., and broadcast on the NFL Network.
- For 15 years in a row, at least one Razorback has participated in the Reese's Senior Bowl. Former quarterback Feleipe Franks represented Arkansas in the game's 2021 edition.

C ON THEIR CHEST

- Head coach Sam Pittman announced the team's five captains for the 2021 season on Saturday, Aug. 28.
- The captain's list includes redshirt senior linebacker Grant Morgan, redshirt sophomore defensive back Jalen Catalon, redshirt senior offensive lineman Myron Cunningham, redshirt sophomore quarterback KJ Jefferson and senior defensive back Joe Foucha.

GRADUATED HOGS

- 17 Razorbacks on this year's roster have already earned their degree from the University of Arkansas: Ty Clary, Shane Clinin, Myron Cunningham, Deon Edwards, Dorian Gerald, T.J. Hammonds, Hayden Henry, Blake Kern, Grant Morgan, Tyson Morris, John Ridgeway, Jordan Silver, Markell Utsey, Dalton Wagner, De'Vion Warren, McKinley Williams and Tre Williams.

HOGS UNITED

- In an effort to fight social injustices and engage in the community, Arkansas has committed to devoting time regularly throughout the season to community service.
- For the second consecutive season, the Razorbacks will wear a patch on their jerseys with the word "Equality" as the team strives to make an impact to better our community, state and nation.



EXTRA! EXTRA! READ ALL ABOUT IT!

- Follow @RazorbackComms, the official Twitter account of Razorback Communications, for Arkansas stats and facts.
- During Razorback games, in-game notes and statistics will be shared in addition to a traditional postgame notes package. All in-game Tweets will be grouped by game in the "Twitter Moments" feature for archival purposes.



SEC STANDINGS

EASTERN DIVISION

Team	OVR	SEC	Home	Road	Strk
Florida	0-0	0-0	0-0	0-0	-
Georgia	0-0	0-0	0-0	0-0	-
Kentucky	0-0	0-0	0-0	0-0	-
Missouri	0-0	0-0	0-0	0-0	-
South Carolina	0-0	0-0	0-0	0-0	-
Tennessee	0-0	0-0	0-0	0-0	-
Vanderbilt	0-0	0-0	0-0	0-0	-

WESTERN DIVISION

Team	OVR	SEC	Home	Road	Strk
Alabama	0-0	0-0	0-0	0-0	-
Arkansas	0-0	0-0	0-0	0-0	-
Auburn	0-0	0-0	0-0	0-0	-
LSU	0-0	0-0	0-0	0-0	-
Miss. State	0-0	0-0	0-0	0-0	-
Ole Miss	0-0	0-0	0-0	0-0	-
Texas A&M	0-0	0-0	0-0	0-0	-

SEC SCHEDULE

Sept. 2 | Bowling Green at Tennessee | 7 p.m. | SECN
 Sept. 4 | ULM at Kentucky | 11 a.m. | SECN
 Sept. 4 | Rice at Arkansas | 1 p.m. | SECN+/ESPN+
 Sept. 4 | Alabama vs. Miami (Fla.) | 2:30 p.m. | ABC
 Sept. 4 | LA Tech at Mississippi State | 3 p.m. | ESPN
 Sept. 4 | Central Michigan at Missouri | 3 p.m. | SECN
 Sept. 4 | Akron at Auburn | 6 p.m. | SECN+/ESPN+
 Sept. 4 | EIU at South Carolina | 6 p.m. | SECN+/ESPN+
 Sept. 4 | Georgia vs. Clemson | 6:30 p.m. | ABC
 Sept. 4 | Florida Atlantic at Florida | 6:30 p.m. | SECN
 Sept. 4 | Kent State at Texas A&M | 7 p.m. | ESPN
 Sept. 4 | ETSU at Vanderbilt | 7 p.m. | SECN+/ESPN+
 Sept. 4 | LSU at UCLA | 7:30 p.m. | FOX
 Sept. 5 | Louisville vs. Ole Miss | 7 p.m. | ESPN

All times Central



THE HOG POD WITH BO MATTINGLY

Check out the Hog Pod with Bo Mattingly for great stories and insight about Razorback football, including episodes with head coach Sam Pittman, defensive coordinator Barry Odom, offensive coordinator Kendal Briles, special teams coordinator Scott Fountain, LB Grant Morgan, AD Hunter Yurachek and more. Find the podcast on Apple podcasts, Spotify or visit arkansasrazorbacks.com/thehogpod.

MISCELLANEOUS OFFENSE STATS

GAMES WITH A RECEPTION

Player	2017	2018	2019	2020	Career
Treyton Burks	--	--	10	9	19
T.J. Hammonds	1	3	3	2	9
Hudson Henry	--	--	2	5	7
KJ Jefferson	--	--	1	0	1
Blake Kern	0	0	0	9	9
Trey Knox	--	--	7	5	12
Tyson Morris	--	2	8	6	16
Trelon Smith	--	--	--	9	9
De'Vion Warren	1	2	3	7	13
John David White	--	--	1	0	1

5+ RECEPTIONS

Player	2017	2018	2019	2020	Career
Treyton Burks	--	--	1	6	7
Hudson Henry	--	--	0	1	1
Trey Knox	--	--	3	0	3
Trelon Smith	--	--	--	2	2
De'Vion Warren	--	--	--	1	1

20+ YARD RECEPTION

Player	2017	2018	2019	2020	Career
Treyton Burks	--	--	10	13	23
T.J. Hammonds	1	1	--	1	3
Blake Kern	0	0	0	2	2
Trey Knox	--	--	5	1	6
Tyson Morris	--	0	1	0	1
Trelon Smith	--	--	--	2	2
De'Vion Warren	0	0	0	5	5

40+ YARD RECEPTION

Player	2017	2018	2019	2020	Career
Treyton Burks	--	--	0	6	6
T.J. Hammonds	1	1	0	1	3
Trey Knox	--	--	1	0	1
De'Vion Warren	--	--	--	2	2

FIRST DOWN RECEPTIONS

Player	2017	2018	2019	2020	Career
Treyton Burks	--	--	22	33	55
T.J. Hammonds	1	2	1	1	5
Hudson Henry	--	--	1	7	8
Blake Kern	0	0	0	11	11
Trey Knox	--	--	15	4	19
Tyson Morris	--	2	9	3	14
Trelon Smith	--	--	--	7	7
De'Vion Warren	0	1	1	12	14
John David White	--	--	1	0	1

100 YARDS RECEIVING

Player	2017	2018	2019	2020	Career
Treyton Burks	--	--	0	4	4
De'Vion Warren	0	0	0	1	1

200 YARDS RECEIVING

Player	2017	2018	2019	2020	Career
Treyton Burks	--	--	0	1	1

GAMES WITH A RECEIVING TD

Player	2017	2018	2019	2020	Career
Treyton Burks	--	--	0	5	5
T.J. Hammonds	1	1	0	0	2
Hudson Henry	--	--	--	1	1
Blake Kern	0	0	0	2	2
Trey Knox	--	--	2	0	2
Tyson Morris	--	1	1	1	3
Trelon Smith	--	--	--	1	1
De'Vion Warren	0	1	0	2	3

GAMES WITH MULTIPLE RECEIVING TDS

Player	2017	2018	2019	2020	Career
Treyton Burks	--	--	0	1	1
De'Vion Warren	0	0	0	1	1

10+ YARD RUNS

Player	2017	2018	2019	2020	Career
Treyton Burks	--	--	1	4	5
T.J. Hammonds	9 (3)	1	2	3	18
KJ Jefferson	--	--	3	3	6
John Stephen Jones	--	1	1	0	2
Trelon Smith	--	--	--	12	18
De'Vion Warren	0	1	3	2	6

20+ YARD RUNS

Player	2017	2018	2019	2020	Career
T.J. Hammonds	4 (1)	0	1	1	7
KJ Jefferson	--	--	1	0	1
Trelon Smith	--	--	--	4	4
De'Vion Warren	0	0	0	1	1

RUSHING FIRST DOWNS

Player	2017	2018	2019	2020	Career
Treyton Burks	--	--	1	6	7
T.J. Hammonds	9 (4)	1	2	5	21
KJ Jefferson	--	--	7	6	13
John Stephen Jones	--	0	2	--	2
Trelon Smith	--	--	--	35	35
De'Vion Warren	0	1	3	2	6

100 YARDS RUSHING

Player	2017	2018	2019	2020	Career
T.J. Hammonds	1	0	0	0	1
Trelon Smith	--	--	--	2	2

GAMES WITH A RUSHING TD

Player	2017	2018	2019	2020	Career
T.J. Hammonds	1 (1)	0	0	0	2
KJ Jefferson	--	--	1	2	3
Trelon Smith	--	--	--	2	2

GAMES WITH MULTIPLE RUSHING TDS

Player	2017	2018	2019	2020	Career
Trelon Smith	--	--	--	1	1

MISC. DEFENSE STATS

DOUBLE-DIGIT TACKLES

Player	2017	2018	2019	2020	Career
Jalen Catalon	--	--	--	7	7
Hudson Clark	--	--	--	1	1
Joe Foucha	--	0	2	1	3
Grant Morgan	0	0	0	6	6
Bumper Pool	--	0	2	7	9

TEAM LEADER IN TACKLES (Ties included)

Player	2017	2018	2019	2020	Career
Jalen Catalon	--	--	--	1	1
Hudson Clark	--	--	--	1	1
Joe Foucha	--	0	2	0	2
Grant Morgan	1	0	0	4	5
Bumper Pool	--	0	3	5	8

GAMES WITH A SACK (Half sacks included)

Player	2017	2018	2019	2020	Career
Joe Foucha	--	0	0	1	1
Dorian Gerald	--	--	0	1	1
Eric Gregory	--	--	--	3	3
Hayden Henry	0	1	1	1	3
Grant Morgan	0	0	1	3	4
Isaiah Nichols	--	--	--	1	1
Bumper Pool	0	0	1	1	2
Zach Williams	--	--	0	1	1

MULTIPLE SACKS (1.5 sacks or more)

Player	2017	2018	2019	2020	Career
Dorian Gerald	--	--	0	1	1

CAREER 100-YARD RUSHING GAMES

T.J. Hammonds • R-Sr. • RB (1)
119 - Coastal Carolina, 2017

Trelon Smith • R-Jr. • RB (2)
172 - Missouri, 2020
118 - Florida, 2020

CAREER 100-YARD RECEIVING GAMES

Treyton Burks • So. • WR (4)
206 - Missouri, 2020
137 - Ole Miss, 2020
117 - Texas A&M, 2020
102 - Georgia, 2020

De'Vion Warren • Sr. • WR (1)
100 - Mississippi State, 2020

MONEY PLAYS

NOTE: Money plays are defined as plays resulting in a first down or a touchdown.

Money Rushers	1st	TD	No	Att	Money Receptions	1st	TD	No	Rec
Trelon Smith	35	5	36	134	Treyton Burks	33	7	34	51
Rakeem Boyd	20	3	21	82	Mike Woods	21	5	23	31
Feleipe Franks	13	1	14	75	Blake Kern	11	2	13	20
KJ Jefferson	6	2	7	24	DeVion Warren	12	3	12	15
Treyton Burks	6	0	6	15	Trelon Smith	7	1	8	22
TJ Hammonds	5	0	5	14	Hudson Henry	7	1	7	16
DeVion Warren	2	0	2	4	Tyson Morris	3	1	4	7
Jack Lindsey	1	0	1	1	Trey Knox	4	0	4	7
TOTALS	88	11	92	360	TJ Hammonds	1	0	1	3
					Woods+Spivey	1	0	1	1
					TOTALS	100	20	107	183

1st Down

Money Rushers	1st	TD	No	Att
Trelon Smith	13	2	13	65
Rakeem Boyd	3	1	4	40
Feleipe Franks	2	0	2	30
DeVion Warren	2	0	2	3
KJ Jefferson	2	1	2	7
Treyton Burks	2	0	2	10
TJ Hammonds	1	0	1	7
TOTALS	25	4	26	168

2nd Down

Money Rushers	1st	TD	No	Att
Trelon Smith	17	3	18	52
Rakeem Boyd	11	2	11	35
Feleipe Franks	6	1	7	26
TJ Hammonds	3	0	3	6
KJ Jefferson	2	1	3	8
Treyton Burks	1	0	1	2
TOTALS	40	7	43	134

3rd Down

Money Rushers	1st	TD	No	Att
Trelon Smith	5	0	5	17
Feleipe Franks	5	0	5	19
Rakeem Boyd	5	0	5	6
Treyton Burks	2	0	2	2
KJ Jefferson	1	0	1	7
TJ Hammonds	1	0	1	1
TOTALS	19	0	19	53

4th Down

Money Rushers	1st	TD	No	Att
Treyton Burks	1	0	1	1
KJ Jefferson	1	0	1	2
Rakeem Boyd	1	0	1	1
Jack Lindsey	1	0	1	1
TOTALS	4	0	4	5

1st Down

Money Receptions	1st	TD	No	Rec
Mike Woods	14	3	14	17
Treyton Burks	13	3	14	24
DeVion Warren	7	2	7	10
Blake Kern	4	2	6	11
Tyson Morris	1	1	2	4
Woods+Spivey	1	0	1	1
TJ Hammonds	1	0	1	3
Trey Knox	1	0	1	3
TOTALS	42	11	46	93

2nd Down

Money Receptions	1st	TD	No	Rec
Treyton Burks	10	2	10	16
Hudson Henry	5	1	5	5
Mike Woods	3	1	4	6
DeVion Warren	3	1	3	3
Blake Kern	3	0	3	4
Trey Knox	3	0	3	4
Trelon Smith	2	0	2	6
Tyson Morris	1	0	1	2
TOTALS	30	5	31	46

3rd Down

Money Receptions	1st	TD	No	Rec
Treyton Burks	9	2	9	10
Trelon Smith	4	1	5	7
Blake Kern	4	0	4	5
Mike Woods	3	1	4	7
Hudson Henry	2	0	2	4
DeVion Warren	2	0	2	2
Tyson Morris	1	0	1	1
TOTALS	25	4	27	41

4th Down

Money Receptions	1st	TD	No	Att
Treyton Burks	1	0	1	1
Trelon Smith	1	0	1	1
Mike Woods	1	0	1	1
TOTALS	3	0	3	3

20+ YARD BREAKDOWN

BY YARDS

Yards	No.	TD
100+	0	0
90-99	0	0
80-89	2	2
70-79	0	0
60-69	3	3
50-59	7	1
40-49	4	2
30-39	5	2
20-29	27	1
TOTAL	48	11

BY TYPE

Type	No.	TD
Rushing	11	1
Passing	30	7
Punt returns	0	0
Kick returns	3	0
Interceptions	4	3
Fumble returns	0	0
Other	0	0
TOTAL	48	11

BY PLAYER

Player	No.	TD	R	P	KR	PR	IR	FR
Treyton Burks	12	4	0	12	0	0	0	0
DeVion Warren	9	1	1	5	3	0	0	0
Mike Woods	7	2	0	7	0	0	0	0
Trelon Smith	6	1	4	2	0	0	0	0
Feleipe Franks	3	0	3	0	0	0	0	0
TJ Hammonds	3	0	2	1	0	0	0	0
Blake Kern	2	0	0	2	0	0	0	0
Jalen Catalon	1	1	0	0	0	0	1	0
Greg Brooks Jr	1	1	0	0	0	0	1	0
Grant Morgan	1	1	0	0	0	0	1	0
Trey Knox	1	0	0	1	0	0	0	0
Joe Foucha	1	0	0	0	0	0	1	0
Jack Lindsey	1	0	1	0	0	0	0	0
TOTAL	48	11	11	30	3	0	4	0

ARKANSAS 20+ YARD PLAYS

Yards	Type	Player(s)	Opponent
*83	Rush	Trelon Smith	Florida
*82	Pass	Mike Woods from Feleipe Franks	Florida
*69	INT	Greg Brooks Jr	Mississippi State
*68	Pass	Treyton Burks from KJ Jefferson	Missouri
*65	Pass	Treyton Burks from Feleipe Franks	LSU
*59	Pass	Treyton Burks from Feleipe Franks	Tennessee
56	Pass	Mike Woods from Feleipe Franks	Tennessee
55	Pass	Treyton Burks from Feleipe Franks	Ole Miss
52	Pass	DeVion Warren from Feleipe Franks	Mississippi State
51	Pass	TJ Hammonds from Feleipe Franks	LSU
50	Pass	Mike Woods from Feleipe Franks	LSU
50	Pass	Mike Woods from Feleipe Franks	LSU
*49	Pass	Treyton Burks from Feleipe Franks	UGA
*47	Pass	Mike Woods from Feleipe Franks	Florida
44	Pass	DeVion Warren from Feleipe Franks	Auburn
41	Pass	Treyton Burks from KJ Jefferson	Missouri
36	Pass	Treyton Burks from Feleipe Franks	Texas A&M
35	Pass	Blake Kern from Feleipe Franks	Auburn
*35	INT	Jalen Catalon	Ole Miss
32	KR	DeVion Warren	Florida
*30	Pass	DeVion Warren from Feleipe Franks	Auburn
29	Pass	Mike Woods from Feleipe Franks	LSU
29	Rush	TJ Hammonds	LSU
28	Rush	Feleipe Franks	Texas A&M
28	Rush	Feleipe Franks	Texas A&M
28	Pass	DeVion Warren from Feleipe Franks	UGA
27	Pass	Treyton Burks from Feleipe Franks	UGA
26	KR	DeVion Warren	Tennessee
26	INT	Joe Foucha	Mississippi State
25	Pass	Treyton Burks from Feleipe Franks	Florida
25	Pass	Trelon Smith from Feleipe Franks	Auburn
24	Rush	Feleipe Franks	Tennessee
24	Pass	Blake Kern from Feleipe Franks	Tennessee
24	Pass	Trelon Smith from Feleipe Franks	Alabama
*23	INT	Grant Morgan	Ole Miss
23	Rush	Trelon Smith	Tennessee
22	Rush	Trelon Smith	Tennessee
22	Pass	Trey Knox from KJ Jefferson	Missouri
22	Pass	DeVion Warren from Feleipe Franks	Texas A&M
22	Rush	DeVion Warren	Tennessee
21	Pass	Treyton Burks from KJ Jefferson	Missouri
21	Rush	Trelon Smith	Missouri
21	KR	DeVion Warren	Florida
21	Rush	TJ Hammonds	Missouri
21	Pass	Treyton Burks from Feleipe Franks	Texas A&M
20	Pass	Treyton Burks from Feleipe Franks	UGA
20	Rush	Jack Lindsey	Missouri
20	Pass	Mike Woods from Feleipe Franks	Mississippi State

* touchdown scored on play

NEED TO KNOW INFO

Opponent	Captains	Length	Coin Toss	Kick/Receive	Helmet/Jersey/Pants	Attendance	1st Poss.	Opp. 1st Poss.	Result
Georgia	Morgan, Boyd, Franks, Marshall	3:44	UGA	REC	Cardinal/Cardinal/White	16,500	PUNT	PUNT	L 37-10
at Miss. State	Boyd, Franks, Marshall, Morgan	3:19	ARK	KICK	Cardinal/White/White	13,564	PUNT	INT	W 21-14
at Auburn	Franks, Marshall, Morgan	3:37	AUB	REC	Cardinal/White/White	17,490	PUNT	PUNT	L 30-28
Ole Miss	Franks, Boyd, Marshall, Morgan	3:20	MISS	REC	Cardinal/Cardinal/White	16,500	PUNT	FUM	W 33-21
at Texas A&M	Morgan, Boyd, Franks, Marshall	3:22	ARK	KICK	Cardinal/White/White	27,114	TD	PUNT	L 42-31
Tennessee	Franks, Boyd, Marshall, Morgan	2:59	ARK	KICK	Cardinal/Cardinal/White	16,500	PUNT	FG	W 24-13
at Florida	Franks, Boyd, Marshall, Morgan	3:21	ARK	KICK	Cardinal/White/White	16,116	TD	TD	L 63-35
LSU	Morgan, Franks, Marshall	3:36	LSU	REC	Cardinal/Cardinal/White	16,500	PUNT	PUNT	L 27-24
at Missouri	Cunningham, Morgan, Franks, Marshall	3:53	ARK	KICK	White/White/White	11,738	PUNT	FG	L, 50-48
Alabama	Franks, Cunningham, Marshall, Morgan	3:04	ARK	REC	Cardinal/Cardinal/White	16,500	PUNT	FG	L, 52-3

HEAD COACH SAM PITTMAN

- Fifth Arkansas head coach to lead Razorbacks to a bowl game in his first season, joining Houston Nutt (1998), Ken Hatfield (1984), Lou Holtz (1977) and John Barnhill (1946).
- Arkansas' three wins this season are the most for a team coming off a zero-win SEC schedule since Auburn's Gus Malzahn in 2012.
- Led the Razorbacks to three wins already in his first year as head coach - the most SEC wins since 2016 and most wins overall since 2017.
- Snapped the program's 20-game SEC losing streak with a victory at No. 16 Mississippi State in just the team's second game of the season.
- He is the first first-year Arkansas head coach to win three or more SEC games in his first season since Houston Nutt won six in 1998.
- Has overseen a turnaround on both sides of the ball with the defense forcing an SEC-best 17 turnovers and the offense averaging 55 yards more per game than last season.



Sam Pittman, one of the nation's premier recruiters, was named the 34th head coach in Razorback history prior to the 2020 season.

Preaching belief, it did not take long for Pittman to make the state proud. Under the first-year head coach, Arkansas compiled a 3-7 record against an ultra-challenging SEC-only schedule in a season marred by the COVID-19 pandemic. In week two, the Razorbacks defeated No. 16 Mississippi State on the road, 21-14, snapping a 20-game SEC losing streak and claiming their first win against a ranked team since November 2016. Pittman oversaw immediate change on both sides of the ball with the offense averaging 51 more total yards per game and the defense forcing seven more interceptions than the 2019 team. Linebacker Grant Morgan earned Walter Camp second-team All-America honors, becoming the 16th Razorback in program history to earn the nod from the nation's oldest All-America team.

Pittman guided the Razorbacks to their 43rd all-time bowl berth, becoming the fifth coach in school history to lead the team to a bowl in his first season and first since Houston Nutt in 1998 (Florida Citrus Bowl). The 2020 Texas Bowl, however, was canceled due to COVID-19 issues within TCU's program.

The Oklahoma native has coached at seven different Power 5 schools during his 32 years of coaching, including Oklahoma, Missouri, Kansas, North Carolina and Tennessee. With a wealth of experience, Pittman is widely regarded as one of the nation's best offensive line coaches and recruiters. He has coached 15 players that have been selected in the NFL Draft since 2013, including first round picks Andrew Thomas (4th in 2020), Isaiah Wilson (29th in 2020), Frank Ragnow (20th in 2018), Isaiah Wynn (23rd overall in 2018), Ja'Wuan James (19th overall in 2014) and Jonathan Cooper (7th overall in 2013). Overall, Pittman has coached seven offensive linemen that were selected in the first round of the NFL Draft, including Stockar McDougle (20th overall in 2000). Travis Swanson also became the highest drafted Razorback center in school history when he was picked 76th overall in 2014.

"Sam Pittman has been an integral part of successful teams that have competed at the highest levels, including for SEC and NCAA Championships," Vice Chancellor and Director of Athletics Hunter Yurachek said. "As one of the nation's premier offensive line coaches, he has built a remarkable body of work thanks to his tremendous passion for his student-athletes, including teaching the fundamentals and developing his players on and off the field. Sam instills in his players the motivation, grit and determination required to compete and win. Throughout this process, I heard from many of his former players about the tremendous influence he had on them as a player and as a man.

Pittman arrived in Athens in 2016 as the offensive line coach as part of Kirby Smart's first staff. In his four seasons with the Bulldogs, Pittman helped Georgia to unprecedented success including three-straight Southeastern Conference Eastern Division titles. In 2019, the Bulldogs' rushing attack has been led by D'Andre Swift, who finished fourth in the league with 1,216 yards just ahead of Arkansas' Rakeem Boyd (1,133).

The 2017 Bulldogs were a special team, winning 13 games, the SEC championship and making the school's first-ever College Football Playoff appearance - a win over Oklahoma in the Rose Bowl. Georgia's offense that year was the best in the SEC and ninth nationally in rushing, led by Nick Chubb and Sony Michel. During his four seasons in Athens, he was part of a staff that produced four Top 10 recruiting classes, including the nation's No. 1 class in 2018.

An original member of Bret Bielema's staff at Arkansas in 2013, Pittman helped build the Razorbacks' offensive line into one of the best in the league. He quickly made an impact, helping Travis Swanson earn first-team All-America honors and be a Rimington Trophy finalist in 2013. His first two offensive lines at Arkansas led the SEC in sacks allowed per game and his offensive line in 2014 paved the way for two 1,000-yard rushers in Jonathan Williams and Alex Collins. That OL also averaged 328.4 pounds per player as the largest offensive line in the FBS and NFL that season.

In Pittman's final year in Fayetteville his offensive line contributed to an offense that finished second in the SEC in total offense (456.8 ypg), second in scoring (40.2 ppg) and third in passing offense (264.2 ypg). During his tenure with the Razorbacks, Pittman mentored some of the best offensive linemen at Arkansas in recent memory, including Swanson, Sebastian Tretola, Dan Skipper and Frank Ragnow.

Pittman's coaching career began in 1987 as the head coach at Princeton (Mo.) HS. He coached at Hutchinson (Kan.) CC for three seasons, including the final two as the head coach, before getting his first FBS opportunity at Northern Illinois in 1994. He later returned to NIU to help the Huskies to a pair of division championships and two bowl games. Pittman got his first experience in the SEC in 2012 when he joined the staff at Tennessee.

Pittman played defensive end at Pittsburg State, where he was a first-team NAIA All-American and twice earned all-conference recognition. He graduated with a bachelor's degree in 1986 and was inducted into the PSU Athletics Hall of Fame in 1998. He is married to his wife, Jamie.

COACHING HISTORY

2020-pres.	Arkansas Head Coach
2019	Georgia Associate Head Coach/OL
2016-18	Georgia Offensive Line
2013-15	Arkansas Asst. HC/OL/Recruiting Coord.
2012	Tennessee Offensive Line
2011	North Carolina Associate Head Coach/OL
2007-10	North Carolina Offensive Line
2004-06	Northern Illinois Assistant Head Coach/OL
2003	Northern Illinois Offensive Line
2001	Kansas Offensive Line
2000	Missouri Offensive Line
1999	Western Michigan Assistant Coach
1997-98	Oklahoma Offensive Line
1996	Cincinnati Offensive Tackles/Tight Ends
1994-95	Northern Illinois Offensive Line
1992-93	Hutchinson (Kan.) CC Head Coach
1991	Hutchinson (Kan.) CC Offensive Line
1989-90	Trenton (Mo.) HS Head Coach
1987-88	Princeton (Mo.) HS Head Coach
1986	Beggs (Okla.) HS Assistant Coach
1984-85	Pittsburg State (Kan.) Student Assistant Coach

DEPTH CHART

OFFENSE

WR	10	De'Vion Warren	*Sr. // 5-10 // 195
	2	Ketron Jackson Jr.	Fr. // 6-2 // 205
WR	16	Treyton Burks	Jr. // 6-3 // 225
	11	JaquayIn Crawford	R-Jr. // 5-10 // 175
LT	76	Myron Cunningham	*R-Sr. // 6-6 // 325
	74	Jalen St. John	R-Fr. // 6-5 // 330
LG	62	Brady Latham	R-So. // 6-5 // 305
	70	Luke Jones	R-Jr. // 6-5 // 310
C	51	Ricky Stromberg	Jr. // 6-4 // 310
	57	Shane Clinin	R-Sr. // 6-6 // 325
RG	66	Ty Clary	*Sr. // 6-4 // 315
	55	Beaux Limmer	R-So. // 6-5 // 300
RT	78	Dalton Wagner	R-Sr. // 6-9 // 330
	53	Ty'Kieast Crawford	So. // 6-5 // 350
QB	1	KJ Jefferson	R-So. // 6-3 // 245
	4	Malik Hornsby	R-Fr. // 6-2 // 180
RB	22	Trelon Smith	R-Sr. // 5-9 // 190
	5	Raheim Sanders	Fr. // 6-2 // 225
TE	87	Blake Kern	*R-Sr. // 6-4 // 265
	82	Hudson Henry	R-So. // 6-5 // 255
WR	19	Tyson Morris	*R-Sr. // 6-1 // 205
	7	Trey Knox	Jr. // 6-5 // 215

DEFENSE

JACK	5	Dorian Gerald	*R-Sr. // 6-3 // 265
	56	Zach Williams	Jr. // 6-4 // 255
DT	99	John Ridgeway	R-Sr. // 6-6 // 320
	93	Isaiah Nichols	R-Jr. // 6-3 // 300
DT	0	Markell Utsey	*R-Sr. // 6-4 // 290
	50	Eric Gregory	R-So. // 6-4 // 295
DE	55	Tre Williams	R-Sr. // 6-5 // 255
	58	Jashaud Stewart	So. // 6-2 // 240
WILL	27	Hayden Henry	*Sr. // 6-2 // 225
-OR-	10	Bumper Pool	Sr. // 6-2 // 230
MIKE	31	Grant Morgan	*R-Sr. // 5-11 // 235
	28	Andrew Parker	R-Jr. // 6-2 // 245
CB	24	LaDarrius Bishop	R-Jr. // 6-0 // 190
	17	Hudson Clark	R-So. // 6-2 // 180
S	1	Jalen Catalon	R-So. // 5-10 // 200
	4	Malik Chavis	R-So. // 6-2 // 195
S	7	Joe Foucha	Sr. // 5-11 // 205
	15	Simeon Blair	R-Jr. // 5-10 // 210
	2	Myles Slusher	So. // 6-0 // 185
	8	Jayden Johnson	Fr. // 6-2 // 220
CB	21	Montaric Brown	R-Sr. // 6-0 // 190
	23	Devin Bush	R-So. // 6-0 // 200
NB	9	Greg Brooks Jr.	Jr. // 5-11 // 185
	18	Trent Gordon	R-Jr. // 5-11 // 190

SPECIAL TEAMS

K	29	Cam Little	Fr. // 6-2 // 185
	90	Vito Calvaruso	So. // 6-2 // 200
P	30	Reid Bauer	R-Jr. // 5-11 // 200
	42	Sam Loy	*R-Sr. // 6-1 // 195
LS	48	Jordan Silver	R-Sr. // 6-1 // 235
	46	Francisco Castro	Fr. // 6-1 // 210
-OR-	52	John Oehrlein	R-So. // 6-1 // 240
H	30	Reid Bauer	R-Jr. // 5-11 // 200
KR	24	LaDarrius Bishop	R-Jr. // 6-0 // 190
	5	Raheim Sanders	Fr. // 6-2 // 225
PR	9	Greg Brooks	Jr. // 5-11 // 185
-OR-	14	Nathan Parodi	R-Jr. // 5-9 // 175

GAME 1: RICE

GAME-BY-GAME OFFENSIVE STARTERS

Opponent	LT	LG	C	RG	RT	TE	TE/WR	QB	RB	WR	WR
Georgia	Cunningham	Latham	Stromberg	Limmer	Gatlin	Warren (WR)	Woods (WR)	Franks	Boyd	Burks	Knox
at Mississippi State	Cunningham	Latham	Stromberg	Limmer	Gatlin	Kern	Woods (WR)	Franks	Boyd	Burks	Knox
at Auburn	Cunningham	Latham	Stromberg	Limmer	Gatlin	Kern	Woods (WR)	Franks	T. Smith	Warren	Knox
Ole Miss	Cunningham	Latham	Stromberg	Clary	Gatlin	Hud. Henry	Woods (WR)	Franks	Boyd	Burks	Warren
at Texas A&M	Cunningham	Latham	Clary	Limmer	Gatlin	Hud. Henry	Woods (WR)	Franks	Boyd	Burks	Warren
Tennessee	Cunningham	Latham	Stromberg	Clary	Wagner	Hud. Henry	Woods (WR)	Franks	Boyd	Burks	Warren
at Florida	Cunningham	Latham	Stromberg	Clary	Wagner	Kern	Woods (WR)	Franks	Boyd	Burks	Warren
LSU	Cunningham	Latham	Stromberg	Clary	Wagner	Hud. Henry	Woods (WR)	Franks	T. Smith	Burks	Knox
at Missouri	Cunningham	Latham	Stromberg	Clary	Wagner	Kern	Woods (WR)	Jefferson	T. Smith	Burks	Knox
Alabama	Cunningham	Latham	Clary	Limmer	Wagner	Kern	Woods (WR)	Franks	T. Smith	Burks	Knox

GAME-BY-GAME DEFENSIVE STARTERS

Opponent	JACK	DT	DT	DE	WILL	MIKE	CB	SS	BS	CB	NB	DIME
Georgia	Gerald	Nichols	Marshall	Coates	Pool	Morgan	Jacobs	J. Catalon	Blair	Brown	Brooks Jr.	--
at Mississippi State	Z. Williams	--	Marshall	Gregory	Pool	Morgan	Jacobs	J. Catalon	Blair	Brown	Brooks Jr.	Slusher
at Auburn	Z. Williams	Nichols	Marshall	Gregory	Pool	Morgan	Jacobs	J. Catalon	Foucha	Clark	Brooks Jr.	--
Ole Miss	Z. Williams	--	Marshall	Gregory	Henry	Morgan	K. Johnson	J. Catalon	Foucha	Clark	Brooks Jr.	Mason
at Texas A&M	Kelly	Nichols	Marshall	Coates	Pool	Morgan	Clark	J. Catalon	Foucha	Brown	Brooks Jr.	--
Tennessee	Z. Williams	Nichols	Marshall	Gregory	Pool	Morgan	Clark	J. Catalon	Foucha	Brown	Brooks Jr.	--
at Florida	--	Nichols	Marshall	Gregory	Pool	Morgan	Clark	J. Catalon	Foucha	Brown	Brooks Jr.	Mason
LSU	Soli	--	Marshall	Carter	Pool	Morgan	Clark	J. Catalon	Foucha	Brown	Brooks Jr.	Mason
at Missouri	Coates	Nichols	Marshall	Gregory	Pool	Morgan	Clark	Mason	Foucha	Brown	Hay. Henry (LB)	--
Alabama	--	Nichols	Marshall	Gregory	Pool	Hay. Henry	Bishop	J. Catalon	Foucha	Brown	Turner	Mason

CAREER STARTS

OFFENSE	2020	2019	2018	2017	TOT	CONS	DEFENSE	2020	2019	2018	2017	TOT	CONS
Ty Clary, OL, R-Sr.	7	12	11	4	34	7	Bumper Pool, LB, Jr.	9	12	4	-	25	6
Myron Cunningham, OL, R-Sr.	10	10	-	-	20	15	Greg Brooks Jr., DB, So.	9	12	-	-	20	-
Ricky Stromberg, OL, Jr.	8	11	-	-	19	-	Montaric Brown, DB, Jr.	7	10	3	-	21	6
Treyton Burks, WR, Jr.	9	9	-	-	18	7	Joe Foucha, DB, Jr.	8	12	1	-	21	8
Dalton Wagner, OL, R-Sr.	5	12	1	-	18	5	Mataio Soli, DL, So.	1	11	-	-	12	-
Trey Knox, WR, Jr.	6	11	-	-	17	3	Grant Morgan, LB, R-Sr.	9	0	0	0	9	-
Brady Latham, OL, R-So.	10	0	-	-	10	10	Jalen Catalon, DB, R-Fr.	9	0	-	-	9	1
De'Vion Warren, WR, Sr.	6	0	0	0	6	-	Hudson Clark, DB, R-Fr.	7	-	-	-	7	-
Hudson Henry, TE, R-Fr.	5	-	-	-	5	-	Eric Gregory, DL, R-Fr.	7	-	-	-	7	2
Beaux Limmer, OL, R-Fr.	6	0	-	-	6	1	Isaiah Nichols, DL, R-Fr.	7	0	-	-	7	2
Blake Kern, TE, R-Sr.	5	0	0	0	5	2	Zach Williams, DL, So.	4	0	-	-	4	-
Trelon Smith, RB, R-Jr.	4	-	0	0	4	3	Dorian Gerald, DL, R-Sr.	1	2	2	-	4	-
KJ Jefferson, QB, R-So.	1	1	-	-	2	-	LaDarius Bishop, DB, R-So.	1	3	-	-	4	1
Shane Clenin, OL, Sr.	0	1	1	-	2	-	Hayden Henry, LB, Sr.	3	-	1	-	4	2
John Stephen Jones, QB, R-Jr.	-	1	-	-	1	-	Simeon Blair, DB, R-So.	2	0	-	-	2	-
							Myles Slusher, DB, Fr.	2	-	-	-	2	-
							Khari Johnson, DB, Fr.	1	-	-	-	1	-
							Taurean Carter, DL, R-Fr.	1	0	0	0	1	-
							Nick Turner, DB, Fr.	1	-	-	-	1	1

EXPERIENCE ANALYSIS

The chart to the right shows Arkansas' offensive and defensive starting lineups over the last 13 years with numbers representing total starts by classes and percentages of total starts for the entire season.

Season	G	SR	JR	SO	FR	UpperCI%
2020	10 (3-7)	70 (31.8%)	50 (22.7%)	45 (20.5%)	55 (25.0%)	120 (54.6%)
2019	12 (2-10)	77 (29.2%)	55 (20.8%)	73 (27.7%)	59 (22.4%)	132 (50.0%)
2018	12 (2-10)	103 (39.2%)	86 (32.7%)	44 (16.7%)	30 (11.4%)	189 (71.2%)
2017	12 (4-8)	66 (25.0%)	108 (40.1%)	65 (24.6%)	25 (9.5%)	174 (65.9%)
2016	13 (7-6)	114 (39.9%)	82 (28.7%)	70 (24.5%)	20 (6.9%)	196 (68.5%)
2015	13 (8-5)	67 (23.4%)	143 (50.0%)	58 (20.3%)	18 (6.3%)	210 (73.4%)
2014	13 (7-6)	92 (32.2%)	72 (25.2%)	89 (31.1%)	33 (11.5%)	164 (57.3%)
2013	12 (3-9)	107 (40.5%)	59 (22.3%)	57 (21.6%)	41 (15.5%)	166 (66.7%)
2012	12 (4-8)	99 (37.5%)	87 (33.0%)	31 (11.7%)	46 (17.4%)	186 (70.5%)
2011	13 (11-2)	110 (38.5%)	97 (33.9%)	65 (22.7%)	14 (4.9%)	207 (72.4%)
2010	13 (10-3)	102 (35.7%)	107 (37.4%)	44 (15.4%)	33 (11.5%)	209 (73.1%)
2009	13 (8-5)	74 (25.9%)	83 (29.0%)	115 (40.2%)	14 (4.9%)	157 (54.9%)
2008	12 (5-7)	58 (22.0%)	64 (24.2%)	65 (24.6%)	77 (29.2%)	112 (46.2%)

GAME 1: RICE

GAME-BY-GAME BREAKDOWN

GAME	FINAL	SCORE BY QUARTER					FIRST DOWNS				RUSHING			PASSING			OFFENSE		PUNTING	FUMBLES	PENALTY	THIRD	TOTAL
	SCORE	1	2	3	4	OT	RU	PA	PN	TOT	ATT	YDS	TD	C-A-I	YDS	TD	ATT	YDS	NO-AVG	NO-LOST	NO-YDS	DOWNS	TOP
Georgia	37	0	5	22	10	-	8	10	1	19	42	121	1	28-47-1	266	2	89	387	7-49.9	3-1	12-108	6-20	35:46
Arkansas	10	7	0	3	0	-	4	8	3	15	28	77	0	20-39-3	203	1	67	280	9-42.0	2-0	10-53	3-14	24:14
Arkansas	21	7	7	7	0	-	6	10	1	17	37	63	0	20-28-0	212	2	65	275	8-42.2	2-2	5-40	5-14	23:40
Miss. State	14	7	0	7	0	-	5	19	0	24	24	87	1	43-60-3	313	1	84	400	5-42.6	1-1	4-25	6-17	36:20
Arkansas	28	0	12	6	10	-	5	15	2	22	42	119	0	22-30-0	318	4	72	437	6-35.3	0-0	6-26	6-15	27:42
Auburn	30	10	10	0	10	-	14	10	0	24	41	259	1	18-29-0	187	1	70	446	5-37.4	1-0	7-52	6-15	32:18
Ole Miss	21	0	0	7	14	-	13	10	0	23	53	242	1	20-38-6	200	2	91	442	3-40.7	1-1	6-35	4-16	29:31
Arkansas	33	7	13	0	13	-	10	13	1	24	48	150	1	21-34-1	244	1	82	394	7-46.9	1-1	3-15	6-17	30:29
Arkansas	31	7	7	3	14	-	12	13	4	29	42	222	1	23-32-0	239	3	74	461	3-43.3	1-0	5-51	3-11	27:01
TexasA&M	42	14	14	14	0	-	9	12	4	25	36	182	3	21-26-0	260	3	62	442	4-41.5	0-0	9-100	7-11	32:59
Tennessee	13	3	10	0	0	-	11	6	2	19	50	185	1	11-21-2	107	0	71	292	6-45.7	1-0	3-30	5-15	32:59
Arkansas	24	0	0	24	0	-	13	7	1	21	45	198	0	18-25-0	215	3	70	413	6-37.5	4-0	2-20	9-17	27:01
Arkansas	35	7	7	7	14	-	9	8	1	18	32	208	3	15-19-0	250	2	51	458	5-43.4	1-1	9-79	3-9	21:12
Florida	63	7	28	7	21	-	15	18	3	36	45	208	1	27-38-1	385	7	83	593	1-42.0	0-0	3-35	9-12	38:48
LSU	27	3	17	0	7	-	7	16	1	24	49	148	1	27-42-0	271	2	91	419	7-48.9	5-1	9-70	12-23	41:43
Arkansas	24	7	7	7	3	-	2	11	1	14	27	104	2	17-26-1	339	1	53	443	7-47.4	0-0	5-42	0-10	18:17
Arkansas	48	6	21	6	15	-	21	10	3	34	50	292	4	18-34-0	274	3	84	566	5-41.4	2-0	11-95	6-14	26:28
Missouri	50	10	10	3	27	-	12	20	5	37	38	273	5	32-49-0	380	0	87	653	2-39.5	1-0	8-57	9-15	33:32
Alabama	52	10	28	7	7	-	9	13	2	24	38	216	6	27-33-0	227	0	71	443	2-37.5	1-1	2-23	10-14	33:15
Arkansas	3	3	0	0	0	-	6	5	2	13	43	80	0	9-17-1	108	0	60	188	6-40.5	4-3	8-36	5-15	26:45

AMWAY COACHES POLL

As of Aug. 10, 2021

Rank	Team	Record	Points	Previous
1	Alabama (63)	0-0	1621	NR
2	Clemson	0-0	1508	NR
3	Oklahoma (2)	0-0	1481	NR
4	Ohio State	0-0	1435	NR
5	Georgia	0-0	1386	NR
6	Texas A&M	0-0	1286	NR
7	Notre Dame	0-0	1139	NR
8	Iowa State	0-0	1131	NR
9	North Carolina	0-0	999	NR
10	Cincinnati	0-0	979	NR
11	Florida	0-0	870	NR
12	Oregon	0-0	842	NR
13	LSU	0-0	664	NR
14	USC	0-0	655	NR
15	Wisconsin	0-0	654	NR
16	Miami	0-0	575	NR
17	Indiana	0-0	573	NR
18	Iowa	0-0	554	NR
19	Texas	0-0	427	NR
20	Penn State	0-0	422	NR
21	Washington	0-0	404	NR
22	Oklahoma State	0-0	216	NR
23	Louisiana	0-0	153	NR
24	Coastal Carolina	0-0	150	NR
25	Ole Miss	0-0	149	NR

Others receiving votes: Utah 145, Northwestern 120, Arizona State 90, Auburn 84, Liberty 68, BYU 53, TCU 48, Michigan 30, UCF 29, NC State 27, Boise State 27, Kentucky 20, San José State 18, Army 13, Virginia Tech 9, Missouri 8, UCLA 7, Pittsburgh 6, Tulsa 6, Boston College 6, Ball State 5, Houston 5, SMU 4, Appalachian State 4, West Virginia 4, Arkansas 3, UAB 3, Nevada 2, Air Force 2, Mississippi State 2, Marshall 1, Florida State 1, California 1, Stanford 1

AP POLL

As of Aug. 16, 2021

Rank	Team	Record	Points	Previous
1	Alabama (47)	0-0	1548	NR
2	Oklahoma (6)	0-0	1462	NR
3	Clemson (6)	0-0	1447	NR
4	Ohio State (1)	0-0	1393	NR
5	Georgia (3)	0-0	1364	NR
6	Texas A&M	0-0	1223	NR
7	Iowa State	0-0	1160	NR
8	Cincinnati	0-0	1014	NR
9	Notre Dame	0-0	1009	NR
10	North Carolina	0-0	999	NR
11	Oregon	0-0	968	NR
12	Wisconsin	0-0	743	NR
13	Florida	0-0	728	NR
14	Miami (Fla.)	0-0	663	NR
15	USC	0-0	660	NR
16	LSU	0-0	631	NR
17	Indiana	0-0	549	NR
18	Iowa	0-0	513	NR
19	Penn State	0-0	456	NR
20	Washington	0-0	449	NR
21	Texas	0-0	350	NR
22	Coastal Carolina	0-0	232	NR
23	Louisiana	0-0	208	NR
24	Utah	0-0	176	NR
25	Arizona State	0-0	125	NR

Others receiving votes: Oklahoma State 107, Ole Miss 106, TCU 40, Liberty 36, Auburn 32, NC State 14, Michigan 12, Northwestern 8, Nevada 7, Boise State 7, Ball State 6, BYU 6, UCF 5, Houston 5, Boston College 5, West Virginia 3, Army 2, UCLA 2, UAB 2

GAME 1: RICE

ARKANSAS INDIVIDUAL SEASON-HIGHS

Rush Attempts	26	Trelon Smith, 12/5 at Missouri
Yards Rushing	172	Trelon Smith, 12/5 at Missouri
TD Rushes	3	Trelon Smith, 12/5 at Missouri
Long Rush	83	Trelon Smith, 11/14 at Florida
Pass Attempts	36	Feleipe Franks, 9/26 vs. Georgia
Pass Completions	23	Feleipe Franks, 10/31 at Texas A&M
Yards Passing	339	Feleipe Franks, 11/21 vs. LSU
TD Passes	4	Feleipe Franks, 10/10 at Auburn
Long Pass	82	Feleipe Franks, 11/14 at Florida
Receptions	11	Treyton Burks, 10/17 vs. Ole Miss
Yards Receiving	206	Treyton Burks, 12/5 at Missouri
TD Receptions	2 (3x)	last Mike Woods, 11/14 at Florida
Long Reception	82	Mike Woods, 11/14 at Florida
Field Goals	2	A.J. Reed, 10/17 vs. Ole Miss
Long Field Goal	48	A.J. Reed, 11/7 vs. Tennessee
Punts	7 (3x)	last Reid Bauer, 11/21 vs. LSU
Punting Avg.	49.6	George Caratan, 9/26 vs. Georgia
Long Punt	62	Reid Bauer, 10/17 vs. Ole Miss
Punts Inside 20	3	George Caratan, 10/3 at Miss. State
Long Punt Return	15	Nathan Parodi, 12/12 vs. Alabama
Long Kickoff Return	32	De'Vion Warren, 11/14 at Florida
Tackles	20	Bumper Pool, 10/3 at Miss. State
Sacks	1.5	Dorian Gerald, 9/26 vs. Georgia
Tackles For Loss	3.0 (2x)	last Bumper Pool, 10/31 at Texas A&M
Interceptions	3	Hudson Clark, 10/17 vs. Ole Miss

ARKANSAS TEAM GAME-HIGHS

Rushes	50	12/5 at Missouri
Yards Rushing	292	12/5 at Missouri
Yards Per Rush	6.5	11/14 at Florida
TD Rushes	4	12/5 at Missouri
Pass Attempts	39	9/26 vs. Georgia
Pass Completions	23	10/31 at Texas A&M
Yards Passing	339	11/21 vs. LSU
Yards Per Pass Comp.	19.9	11/21 vs. LSU
TD Passes	4	10/10 at Auburn
Total Plays	84	12/5 at Missouri
Total Offense	566	12/5 at Missouri
Yards Per Play	9.0	11/14 at Florida
Points	48	12/5 at Missouri
Sacks By	3 (2x)	last 10/10 at Auburn
First Downs	34	12/5 at Missouri
Penalties	11	12/5 at Missouri
Penalty Yards	95	12/5 at Missouri
Turnovers	4	12/12 vs. Alabama
Interceptions By	6	10/17 vs. Ole Miss
Punts	9	9/26 vs. Georgia
Punting Avg	47.4	11/21 vs. LSU
Long Punt	62	10/17 vs. Ole Miss
Punts inside 20	4	10/3 at Miss. State

ARKANSAS' LONGEST PLAYS

Rush	83	Trelon Smith, 11/14 at Florida
Pass	82	Franks to Woods, 11/14 at Florida
Field Goal	48	A.J. Reed, 11/7 vs. Tennessee
Punt	62	Reid Bauer, 10/17 vs. Ole Miss
Punt Return	15	Nathan Parodi, 12/12 vs. Alabama
Kickoff Return	32	De'Vion Warren, 11/14 at Florida
Interception Return	69	Greg Brooks Jr, 10/3 at Mississippi State
Fumble Return	7	Myles Slusher, 9/26 vs. Georgia

OPPONENT INDIVIDUAL SEASON-HIGHS

Rush Attempts	31	Eric Gray, 11/7 vs. Tennessee
Yards Rushing	185	Larry Rountree III, 12/5 at Missouri
TD Rushes	3 (2x)	last B. Robinson Jr., 12/12 vs. Alabama
Long Rush	80	Jase McClellan, 12/12 vs. Alabama
Pass Attempts	59	K.J. Costello, 10/3 at Miss. State
Pass completions	43	K.J. Costello, 10/3 at Miss. State
Yards Passing	380	Connor Bazalak, 12/5 at Missouri
TD Passes	6	Kyle Trask, 11/14 at Florida
Long Pass	43	Kyle Trask, 11/14 at Florida
Receptions	11	Elijah Moore, 10/17 vs. Ole Miss
Yards Receiving	113 (2x)	Keke Chism, 12/5 at Missouri
TD Receptions	2 (3x)	last Grimes, Zipperer, 11/14 at Florida
Long Reception	43	X. Henderson, 11/14 at Florida
Field Goals	5	Harrison Mevis, 12/5 at Missouri
Long Field Goal	51	Harrison Mevis, 12/5 at Missouri
Punts	7 (2x)	last Z. Von Rosenberg, 11/21 vs. LSU
Punting Avg.	51.0	Reed Bowman, 10/3 at Miss. State
Long Punt	63	Jake Camarda, 9/26 vs. Georgia
Punts Inside 20	5 (2x)	last Z. Van Rosenberg, 11/21 vs. LSU
Long Punt Return	84	DeVonta Smith, 12/12 vs. Alabama
Long Kickoff Return	48	Kenny McIntosh, 9/26 vs. Georgia
Tackles	13 (4x)	last Devin Nicholson, 12/5 at Missouri
Sacks	2.0 (4x)	last Anderson Jr., Barmore, 12/12 vs. Alabama
Tackles for Loss	2.5	M. Diabate, 11/14 at Florida
Interceptions	2	Richard LeCounte, 9/26 vs. Georgia

OPPONENT TEAM GAME-HIGHS

Rushes	53	10/17 vs. Ole Miss
Yards Rushing	273	12/5 at Missouri
Yards per Rush	7.2	12/5 at Missouri
TD Rushes	6	12/12 vs. Alabama
Pass Attempts	60	10/3 at Miss. State
Pass Completions	43	10/3 at Miss. State
Yards Passing	385	11/14 at Florida
Yards per Pass Comp.	14.3	11/14 at Florida
TD Passes	7	11/14 at Florida
Total Plays	91 (2x)	last 11/21 vs. LSU
Total Offense	653	12/5 at Missouri
Yards per Play	7.5	12/5 at Missouri
Points	63	11/14 at Florida
Sacks By	8	12/12 vs. Alabama
First Downs	37	12/5 at Missouri
Penalties	12	9/26 vs. Georgia
Penalty Yards	108	9/26 vs. Georgia
Turnovers	4	10/3 at Miss. State
Interceptions By	3	9/26 vs. Georgia
Punts	7 (2x)	last 11/21 vs. LSU
Punting Avg.	49.9	9/26 vs. Georgia
Long Punt	63	9/26 vs. Georgia
Punts Inside 20	5 (2x)	last 11/21 vs. LSU

OPPONENT'S LONGEST PLAYS

Rush	80	Jase McClellan, 12/12 vs. Alabama
Pass	43	Trask to Henderson, 11/14 at Florida
Field Goal	51	Harrison Mevis, 12/5 at Missouri
Punt	63	Jake Camarda, 9/26 vs. Georgia
Punt Return	84	DeVonta Smith, 12/12 vs. Alabama
Kickoff Return	48	Kenny McIntosh, 9/26 vs. Georgia
Interception Return	38	Richard LeCounte, 9/26 vs. Georgia
Fumble Return	35	Z. Carter, 11/14 at Florida

THE LAST TIME ARKANSAS . . .

RUSHING

Had 500+ yards rushing	vs. South Carolina, 2007 (542)
Had 400+ yards rushing	at Texas Tech, 2014 (438)
Had 400+ yards rushing in consecutive games	at Texas Tech, 2014 (438)
	vs. Nicholls, 2014 (495)
Had 300+ yards rushing	vs. Ole Miss, 2018 (300)
Had 300+ yards rushing in consecutive games	at Texas Tech, 2014 (438)
	vs. Nicholls, 2014 (495)
Had 300+ yards rushing in three consecutive games	at Alabama, 2007 (301)
	vs. Kentucky, 2007 (338)
	vs. North Texas, 2007 (446)
Had 300+ yards rushing in four consecutive games	vs. Troy, 2007 (350)
	at Alabama, 2007 (301)
	vs. Kentucky, 2007 (338)
	vs. North Texas, 2007 (446)
Had 250+ yards rushing	at Missouri, 2020 (292)
Had 200+ yards rushing	at Missouri, 2020 (292)
Had 200+ yards in consecutive games	vs. Coastal Carolina, 2017 (259) and at Ole Miss, 2017 (265)
Had 70+ rushing attempts	at Kentucky, 2003 (71)
Had 60+ rushing attempts	at Texas Tech, 2014 (68)
Had 50+ rushing attempts	at Missouri, 2020 (50)
Had 7+ rushing TDs	at Texas Tech, 2014 (7)
Had 6+ rushing TDs	vs. UT Martin, 2015 (6)
Had 6+ rushing TDs in consecutive games	vs. Nicholls, 2014 (6)
	at Texas Tech, 2014 (7)
Had 5+ rushing TDs	at Mississippi State, 2016 (5)
Had 5+ rushing TDs in consecutive games	vs. Nicholls, 2014 (6)
	at Texas Tech, 2014 (7)
Had 4+ rushing TDs	at Missouri, 2020 (4)
Had 4+ rushing TDs in consecutive games	vs. UT Martin, 2015 (6) and vs. Auburn, 2015 (4)
Had 3+ rushing TDs	at Missouri, 2020 (4)
Had 3+ rushing TDs in consecutive games	vs. Texas A&M, 2017 (3) and vs. New Mexico State, 2017 (3)
Had 3+ rushing TDs in three straight games	at Texas Tech, 2014 (7)
	vs. NIU, 2014 (3)
	vs. Texas A&M, 2014 (3)
Had 2+ players with 100 yards rushing	at Mississippi State, 2016 (Williams III - 205, Whaley - 112)
Had 3+ players with 100 yards rushing	vs. North Texas, 2007 (McFadden - 138, Jones - 132, Barnett - 105)

PASSING

Had 500+ yards passing	vs. Texas A&M, 2011 (510)
Had 400+ yards passing	vs. Alabama, 2016 (400)
Had 300+ yards passing	vs. LSU, 2020 (339)
Had 200+ yards passing	at Missouri, 2020 (274)
Had 50+ pass attempts	vs. San Jose State, 2019 (50)
Had 40+ pass attempts	vs. Auburn, 2019 (40)
Had 30+ pass attempts	at Missouri, 2020 (34)
Had 30+ pass completions	vs. Mississippi State, 2015 (30)
Had 25+ pass completions	vs. Georgia, 2020 (28)
Had 20+ pass completions	at Texas A&M, 2020 (23)
Had fewer than 10 pass completions	vs. TCU, 2017 (9)
Had 7+ passing TDs	vs. Mississippi State, 2015 (7)
Had 6+ passing TDs	vs. Mississippi State, 2015 (7)
Had 5+ passing TDs	vs. Mississippi State, 2015 (7)
Had 4+ passing TDs	at Auburn, 2020 (4)
Had 3+ passing TDs	at Missouri, 2020 (3)
Had 5+ passes intercepted	vs. San Jose State, 2019 (5)
Had 4+ passes intercepted	vs. San Jose State, 2019 (5)
Had 3+ passes intercepted	vs. Georgia, 2020 (3)

RECEIVING

Had two players with 100 yards receiving	at Ole Miss, 2015 (Morgan - 122, Reed - 105)
Had 10+ different receivers catch a pass	at Ole Miss, 2019 (10)
Had 9+ different receivers catch a pass	vs. Texas A&M, 2019 (9)
Had 8+ different receivers catch a pass	vs. LSU 2020 (8)
Had multiple players catch 7+ passes in a game	vs. Mississippi State, 2015 (2)
	(Morgan - 7 & Henry - 7)

COMBINATION OFFENSE

Had one 300-yard passer and one 100-yard rusher in a game	vs. Colorado State, 2019
	(Starkel - 305 pass & Boyd - 122 rush)
Had one 300-yard passer and one 200-yard rusher in a game	at Mississippi State, 2016
	(Allen - 303 pass & Williams III - 205 rush)
Had one 100-yard receiver and one 100-yard rusher in a game	at Missouri, 2020
	(Treylon Burks - 206 receiving & Treylon Smith - 172 rush)
Had one 100-yard receiver and one 100-yard rusher in consecutive games	at Missouri, 2016
	(Hatcher - 106 receiving & Williams III - 117 rush)
Had one 200-yard rusher and one 100-yard receiver in a game	vs. South Carolina, 2006
	(McFadden - 219 rushing & Monk - 192 receiving)
Had one 150-yard rusher and one 150-yard receiver in a game	at Missouri, 2020
	(Treylon Smith - 172 rushing & Treylon Burks - 206 receiving)
Had four different receivers catch a touchdown pass	at Mississippi State, 2015
	(Sprinkle - 3, Henry - 2, Morgan - 1, Cornelius - 1)
Had two 100-yard rushers	at Mississippi State, 2015
	(Williams III - 205 & Whaley - 112)

Had two 100-yard rushers in consecutive games	at Texas Tech, 2014 (Collins - 145 & Williams - 212)
	vs. Nicholls, 2014 (Collins - 143 & Williams - 131)
Had a 200-yard rusher and a 100-yard rusher in a game	at Mississippi State, 2015
	(Williams III - 205 & Whaley - 112)
Had two 150-yard rushers in a game	vs. South Carolina, 2007
	(McFadden - 321 & Jones - 166)
Had three 100-yard rushers in a game	vs. North Texas, 2007
	(McFadden - 138, Jones - 132 & Barnett - 105)
Had two 100-yard receivers in a game	at Ole Miss, 2015
	(Morgan - 122 & Reed - 105)

TOTAL OFFENSE

Had 700+ yards total offense	vs. North Texas, 2007 (713)
Had 600+ yards total offense	at Mississippi State, 2016 (663)
Had 550+ yards total offense	at Missouri, 2020 (566)
Had 500+ yards total offense	at Missouri, 2020 (566)
Had 400+ yards total offense	at Missouri, 2020 (566)
Had 500+ yards total offense in consecutive games	at Mississippi State, 2016 (661)
	at Missouri, 2016 (503)
Had 85+ plays total offense	at Missouri, 2016 (85)
Had 80+ plays total offense	at Missouri, 2020 (84)
Had 75+ plays total offense	at Missouri, 2020 (84)

SCORING

Scored 70+ points	vs. Nicholls, 2014 (73)
Scored 60+ points	vs. UT Martin, 2015 (63)
Scored 50+ points	vs. Colorado State, 2019 (55)
Scored 40+ points	at Missouri, 20 (48)
Scored 30+ points	at Missouri, 20 (48)
Scored 40+ points in three consecutive games	vs. Auburn, 2015 (54)
	vs. UT Martin, 2015 (63)
	at Ole Miss, 2015 (53)
Scored 30+ points in five consecutive games	vs. Auburn, 2015 (54)
	vs. UT Martin, 2015 (63)
	at Ole Miss, 2015 (53)
	at LSU, 2015 (31)
	vs. Mississippi State, 2015 (50)
Scored 40+ points in a half	vs. Nicholls, 2014 (56)
Scored 30+ points in a half	at Eastern Illinois, 2018 (38)
Scored 35+ points in a quarter	vs. Nicholls, 2014 (35)
Scored 28+ points in a quarter	vs. Eastern Illinois, 2018 (2nd-28)
Scored 50+ points in consecutive games	at Ole Miss, 2015 (53)
	vs. UT Martin, 2015 (63)
Scored 50+ points in three consecutive games	vs. Auburn, 2015 (54)
	at Ole Miss, 2015 (53)
	vs. UT Martin, 2015 (63)
Scored 50+ points in consecutive SEC games	vs. Auburn, 2015 (54)
	at Ole Miss, 2015 (53)
Both teams combined for 100+ points	at Mississippi State, 2016 (W, 58-42)
Allowed 60+ points	at Florida, 2020 (63)
Allowed 50+ points	vs. Alabama, 2020 (52)
Allowed 40+ points	vs. Alabama, 2020 (52)
Allowed 30+ points	vs. Alabama, 2020 (52)
Was held scoreless	at Missouri, 2018 (38-0)
Was held scoreless at Donald W. Reynolds Razorback Stadium	vs. Alabama, 2012 (52-0)
Was held scoreless on the road	at Missouri, 2018 (38-0)
Was held scoreless at a neutral site	vs. Ole Miss, 1959 (28-0)
Won a game without a rushing TD	vs. Tennessee, 2020
Won a game without a passing TD	vs. Portland State, 2019
Won a game in the last 25 seconds of regulation with a TD	at Georgia, 2010
Won a game in the last 25 seconds of regulation with a field goal	at Ole Miss, 2017
Held opponent scoreless	vs. Tulsa, 2018 (23-0)
Held opponent scoreless at Donald W. Reynolds Razorback Stadium	vs. Tulsa, 2018 (23-0)
Held opponent scoreless on the road	at South Carolina, 2002 (23-0)
Held opponent without a touchdown	vs. Tulsa, 2018 (23-0)
Held opponent without an offensive touchdown	vs. Tulsa, 2018 (23-0)
Held two opponents scoreless in one season	vs. LSU, 2014 (17-0)
	vs. Ole Miss, 2014 (30-0)
Held three opponents scoreless in one season	vs. Tulsa, 1982 (38-0)
	vs. TCU, 1982 (35-0)
	vs. Texas A&M, 1982 (35-0)
Held an opponent scoreless in consecutive games	vs. LSU, 2014 (17-0)
	vs. Ole Miss, 2014 (30-0)
Held an SEC opponent scoreless	vs. Ole Miss, 2014 (30-0)
Held an SEC opponent scoreless in consecutive games	vs. LSU, 2014 (17-0)
	vs. Ole Miss, 2014 (30-0)
Held two SEC opponents scoreless in one season	vs. LSU, 2014 (17-0)
	vs. Ole Miss, 2014 (30-0)
Scored on the first offensive play of the game	vs. Nicholls, 2014 (Hatcher - 82-yard rush)
Scored on the first offensive series of the game	at Florida, 2020 (Woods 47-yd pass)
Scored a two-point conversion passing	at Missouri, 2020 (KJ Jefferson to Mike Woods)
Scored a two-point conversion rushing	at Mississippi State, 2016 (Keon Hatcher rush)
Had three players with 2 TDs in a game	vs. Eastern Michigan, 2009 (Green - 2, Davis - 2 & Adams - 2)

THE LAST TIME ARKANSAS . . .

DEFENSE

Held opponent to 10 or fewer first downs:	vs. Florida A&M, 2017 (9)
Held opponent to 0 or fewer yards rushing:	vs. Wisconsin, 2007 (-5)
Held opponent to 25 or fewer yards rushing:	vs. New Mexico State, 2017 (11)
Held opponent to 50 or fewer yards rushing:	at Colorado State, 2018 (40)
Held opponent to 50 or fewer yards passing:	vs. Vanderbilt, 2010 (36)
Held opponent to 100 or fewer yards rushing:	at Mississippi State, 2020 (87)
Held opponent to 100 or fewer yards passing:	at Kentucky, 2019 (88)
Held opponent to 200 or fewer yards total offense:	vs. Florida A&M, 2017 (175)
Held opponent to 250 or fewer yards total offense:	vs. Portland State, 2019 (230)
Held opponent to 300 or fewer yards total offense:	vs. Tennessee, 2020 (292)
Intercepted 6+ passes:	vs. Ole Miss, 2020 (6)
Intercepted 5+ passes:	vs. Ole Miss, 2020 (6)
Intercepted 4+ passes:	vs. Ole Miss, 2020 (6)
Intercepted 3+ passes:	vs. Ole Miss, 2020 (6)
Forced 7+ turnovers:	vs. Ole Miss (7 - 6 INTs, 1 FUM)
Forced 6+ turnovers:	vs. Ole Miss (7 - 6 INTs, 1 FUM)
Forced 5+ turnovers:	vs. Ole Miss (7 - 6 INTs, 1 FUM)
Forced 4+ turnovers:	vs. Ole Miss (7 - 6 INTs, 1 FUM)
Scored a safety:	vs. Toledo, 2015
Scored a touchdown:	vs. Ole Miss, 2020 (Jalen Catalon-INT, Grant Morgan-INT)
Scored two touchdowns:	vs. Ole Miss, 2020 (Jalen Catalon-INT, Grant Morgan-INT)
Recorded 8+ sacks:	at Auburn, 2012 (8)
Recorded 7+ sacks:	at Auburn, 2012 (8)
Recorded 6+ sacks:	vs. Portland State, 2019 (6)
Recorded 5+ sacks:	vs. Portland State, 2019 (6)
Recorded 4+ sacks:	vs. Texas A&M, 2019 (4)
Had 3 players with 10+ tackles:	vs. LSU, 2020
	Grant Morgan (19), Jalen Catalon (16), Bumper Pool (11)
Had 3 players with 10+ tackles in consecutive games:	vs. Tennessee, 2020
	Bumper Pool (14), Grant Morgan (12), Jalen Catalon (12)
	vs. LSU, 2020
	Grant Morgan (19), Jalen Catalon (16), Bumper Pool (11)

SPECIAL TEAMS

Returned a punt for a TD:	vs. Kansas State, 2011 (Adams - 51 yards)
Returned two punts for TDs:	vs. Missouri State, 2011 (Adams - 61 yards, 69 yards)
Returned a blocked punt for a TD:	vs. Eastern Michigan, 2009 (Armbrust - 1 yard)
Returned a kickoff for a TD:	vs. Auburn, 2017 (Warren - 100)
Returned a game-opening kickoff for a TD:	vs. Northern Illinois, 2014 (Marshall - 97)
Returned a season-opening kickoff for a TD:	vs. Missouri State, 2009 (D. Johnson - 91 yards)
Returned a blocked FG for a TD:	at Mississippi State, 2004 (Brown - 76 yards)
Blocked one punt:	at Alabama, 2015 (Sprinkle)
Punted 10+ times:	at Auburn, 2016 (10)
Did not punt:	vs. Alcorn State, 2016
Blocked a field goal:	vs. Alcorn State, 2016 (Dan Skipper)
Had a punt blocked:	at Auburn, 2020 (Barton Lester)
Scored on a fake punt:	vs. Texas A&M, 2014 (Sam Irwin-Hill - 51 yard rush)
Scored on a fake field goal:	vs. UAB, 2014 (Sebastian Tretola 6 yard pass to Alan D'Appollonio)
Had a field goal blocked:	vs. LSU, 2020 (Jay Ward)
Blocked a PAT kick:	vs. Eastern Illinois, 2018 (Bumper Pool)
Missed a kicking PAT:	at Missouri, 2020 (A.J. Reed)
Had a kicking PAT blocked:	at Missouri, 2020 (Chris Turner)

MISCELLANEOUS

Had 35+ first downs:	at Ole Miss, 2015 (35)
Had 30+ first downs:	at Missouri, 2020 (34)
Had 25+ first downs:	at Missouri, 2020 (34)
Had 20+ first downs:	at Missouri, 2020 (34)
Had 20+ passing first downs:	vs. Mississippi State, 2015 (21)
Had 20+ rushing first downs:	at Missouri, 2020 (21)
Had 15+ penalties:	vs. Air Force, 1975 (17)
Had 10+ penalties:	at Missouri, 2020 (11)
Had no penalties:	at Alabama, 2019
Had 100+ yards in penalties:	vs. Texas A&M, 2011 (112)
Had 35 minutes+ of possession time:	at LSU, 2019 (40:21)
Was involved in an overtime game:	vs. Texas A&M, 2017 (L, 50-43)
Defeated a ranked opponent:	at No. 16 Mississippi State, 2020 (21-14)
Defeated a ranked opponent on the road:	at No. 16 Mississippi State, 2020 (21-14)
Defeated ranked opponents in consecutive games:	at No. 18 Ole Miss, 2015 (53-52, OT)
	at No. 9 LSU, 2015 (31-14)
Won game on final offensive play:	at Ole Miss, 2017 (34-yard field goal)
Zero sacks allowed in a game:	vs. Missouri, 2019
Zero sacks allowed in consecutive games:	vs. Toledo, 2015
	vs. Texas Tech, 2015
Zero sacks allowed in three consecutive games:	vs. UTEP, 2015
	vs. Toledo, 2015
	vs. Texas Tech, 2015
Came back from 15+ points down to win:	at Ole Miss, 2017 (down 24 - won 38-37)
Recorded more points than plays:	vs. UT Martin, 2015 (63 points, 56 plays)

THE LAST TIME AN ARKANSAS PLAYER . . .

RUSHING

Rushed 40+ times:	DeCori Birmingham at Kentucky, 2003 (40)
Rushed 35+ times:	Michael Smith at Kentucky, 2008 (35)
Rushed 30+ times:	Alex Collins vs. Missouri, 2015 (30)
Rushed 25+ times:	Trelon Smith at Missouri, 2020 (26)
Rushed for 300+ yards:	Darren McFadden vs. South Carolina, 2007 (321)
Rushed for 250+ yards:	Darren McFadden vs. South Carolina, 2007 (321)
Rushed for 200+ yards:	Rawleigh Williams III at Mississippi State, 2016 (205)
Rushed for 175+ yards:	Rakeem Boyd vs. Western Kentucky, 2019 (185)
Rushed for 150+ yards:	Trelon Smith at Missouri, 2020 (172)
Rushed for 125+ yards:	Trelon Smith at Missouri, 2020 (172)
Rushed for 100+ yards:	Trelon Smith at Missouri, 2020 (172)
Rushed for 100+ yards as a true freshman in his first career game:	Chase Hayden vs. Florida A&M, 2017 (120)
Rushed for 100+ yards (quarterback):	Matt Jones vs. Ole Miss, 2004 (126)
Rushed for 150+ yards in consecutive games:	Alex Collins at Texas Tech, 2015 (170)
	vs. Texas A&M, 2015 (151)
	at Tennessee, 2015 (154)
Rushed for 100+ yards in consecutive games:	Rakeem Boyd vs. Western Kentucky, 2019 (185)
	vs. Mississippi State, 2019 (114)
Rushed for 5+ touchdowns:	Alex Collins vs. UT Martin, 2015 (5)
Rushed for 4+ touchdowns:	Rawleigh Williams III at Mississippi State, 2016 (4)
Rushed for 3+ touchdowns:	Trelon Smith at Missouri, 2020 (3)
Rushed for 3+ touchdowns (quarterback):	Matt Jones vs. New Mexico State, 2003 (3)
Rushed for 2+ touchdowns:	Trelon Smith at Missouri, 2020 (3)
Had three players rush for touchdowns:	Trelon Smith (1), Rakeem Boyd (1) and KJ Jefferson (1) at Florida, 2020
Had four players rush for touchdowns:	Hammonds (1), Whaley (1), Cantrell (1) and Kelley (1) vs. Coastal Carolina, 2017
Had a run of 80+ yards:	Trelon Smith at Florida, 2020 (83)
Had a run of 70+ yards:	Trelon Smith at Florida, 2020 (83)
Had a run of 60+ yards:	Trelon Smith at Florida, 2020 (83)
Had a run of 50+ yards:	Trelon Smith at Florida, 2020 (83)
Had 2 TD runs of 50+ yards:	Rakeem Boyd vs. Western Kentucky, 2019 (86, 76)
Had multiple players with a run of 50+ yards:	Rawleigh Williams III (72) & Devwah Whaley (50) at Mississippi State, 2016

PASSING

Passed for 500+ yards:	Tyler Wilson vs. Texas A&M, 2011 (510)
Passed for 450+ yards:	Tyler Wilson vs. Texas A&M, 2011 (510)
Passed for 400+ yards:	Austin Allen vs. Alabama, 2016 (400)
Passed for 350+ yards:	Nick Starkel vs. San Jose State, 2019 (356)
Passed for 300+ yards:	Feleipe Franks vs. LSU, 2020 (339)
Passed for 250+ yards:	KJ Jefferson at Missouri, 2020 (274)
Passed for 200+ yards:	KJ Jefferson at Missouri, 2020 (274)
Attempted 50+ passes:	Nick Starkel vs. San Jose State, 2019 (50)
Attempted 45+ passes:	Nick Starkel vs. San Jose State, 2019 (50)
Attempted 35+ passes:	Feleipe Franks vs. Georgia, 2020 (36)
Attempted 30+ passes:	KJ Jefferson at Missouri, 2020 (33)
Completed 25+ passes:	Nick Starkel vs. San Jose State, 2019 (28)
Completed 20+ passes:	Feleipe Franks at Texas A&M, 2020 (23)
Threw 5+ touchdown passes:	Brandon Allen at Mississippi State, 2015 (7)
Threw 4+ touchdown passes:	Feleipe Franks at Auburn, 2020 (4)
Threw 3+ touchdown passes:	KJ Jefferson at Missouri, 2020 (3)
Threw 2+ touchdown passes:	KJ Jefferson at Missouri, 2020 (3)
Threw 2+ touchdown passes in consecutive games:	Feleipe Franks at Texas A&M, 2020 (3)
	vs. Tennessee, 2020 (3)
	at Florida, 2020 (2)
Threw 5+ interceptions:	Nick Starkel vs. San Jose State, 2019 (5)
Threw 4+ interceptions:	Nick Starkel vs. San Jose State, 2019 (5)
Threw 3+ interceptions:	Nick Starkel at Alabama, 2019 (3)
Completed pass for 90+ yards:	Matt Jones at Tennessee, 2002 (92)
Completed pass for 80+ yards:	Feleipe Franks at Florida, 2020 (82)
Completed pass for 70+ yards:	Feleipe Franks at Florida, 2020 (82)
Completed pass for 60+ yards:	KJ Jefferson at Missouri, 2020 (68)
Completed pass for 50+ yards:	KJ Jefferson at Missouri, 2020 (68)

RECEIVING

Caught 10+ passes:	Treyton Burks at Missouri, 2020 (10)
Caught 9+ passes:	Treyton Burks at Missouri, 2020 (10)
Caught 8+ passes:	Treyton Burks at Missouri, 2020 (10)
Caught 7+ passes:	Treyton Burks at Missouri, 2020 (10)
Caught 10+ passes in consecutive games:	Cobi Hamilton vs. Tulsa, 2012 (11)
	vs. Ole Miss, 2012 (12)
Had 300+ yards receiving:	Cobi Hamilton vs. Rutgers, 2012 (303)
Had 200+ yards receiving:	Treyton Burks at Missouri, 2020 (206)
Had 175+ yards receiving:	Treyton Burks at Missouri, 2020 (206)
Had 150+ yards receiving:	Treyton Burks at Missouri, 2020 (206)
Had 100+ yards receiving:	Treyton Burks at Missouri, 2020 (206)
Had 100+ yards receiving in consecutive games:	Mike Woods at Florida, 2020 (129)
	vs. LSU, 2020 (140)
Had 100+ yards receiving (tight end):	Hunter Henry vs. Mississippi State, 2015 (129)
Caught 3+ TD passes:	Jeremy Sprinkle vs. Mississippi State, 2015 (3)
Caught 2+ TD passes:	Mike Woods at Florida, 2020 (2)
Caught 2+ TD passes (tight end):	Cheyenne O'Grady vs. LSU, 2018 (2)
2+ tight ends caught TD passes:	Hunter Henry (2) & Jeremy Sprinkle (3) vs. Mississippi State, 2015

TOTAL OFFENSE

Had 450+ yards total offense:	Tyler Wilson vs. Texas A&M, 2011 (481)
Had 400+ yards total offense:	Brandon Allen vs. Mississippi State, 2015 (411)
Had 350+ yards total offense:	Feleipe Franks vs. LSU, 2020 (382)
Had 300+ yards total offense:	KJ Jefferson at Missouri, 2020 (306)
Had 100 yards both passing and rushing:	Matt Jones vs. Ole Miss, 2004 (Rushing - 126, Passing - 108)

SCORING

Accounted for 5+ touchdowns:	Rawleigh Williams III at Mississippi State, 2016 (5)
Accounted for 4+ touchdowns:	KJ Jefferson at Missouri, 2020 (4)
Accounted for 3+ touchdowns:	KJ Jefferson at Missouri, 2020 (4)
Scored 4+ touchdowns:	Rawleigh Williams III at Mississippi State, 2016 (5)
Scored 3+ touchdowns:	Trelon Smith at Missouri (3)
Scored 2+ touchdowns:	Trelon Smith at Missouri (3)
Multiple players score 2+ touchdowns:	Chase Hayden (2) and Jonathan Nance (2) vs. New Mexico State, 2017

DEFENSE

Intercepted 3+ passes:	Hudson Clark vs. Ole Miss, 2020 (3)
Intercepted 2+ passes:	Hudson Clark vs. Ole Miss, 2020 (3)
Intercepted passes in consecutive games:	Jalen Catalon vs. Tennessee, 2020 (1)
	at Florida, 2020 (1)
Recovered 2+ fumbles:	Chevin Calloway vs. Eastern Illinois, 2018 (2)
Forced 2+ fumbles:	McTelvin Agim at Colorado State, 2018 (2)
Recorded 5+ sacks:	Wayne Martin vs. Ole Miss, 1988 (5.0)
Recorded 3+ sacks:	Chris Smith vs. Southern Miss, 2013 (3.0-22)
Recorded 2+ sacks:	Jamario Bell vs. Texas A&M, 2019 (2.0-11)
Recorded 5+ tackles for loss:	Jermaine Brooks vs. Auburn, 2001 (5-16)
Recorded 3+ tackles for loss:	Bumper Pool at Texas A&M, 2020 (3.0-3)
Recorded 20+ tackles:	Bumper Pool at Mississippi State, 2020 (20)
Recorded 10+ tackles:	Hudson Clark at Missouri, 2020 (10)
Recorded 10+ tackles in back-to-back games:	Grant Morgan, Jalen Catalon vs. Tennessee, 2020 (12, 12)
	at Florida (15, 12)
	vs. LSU (19, 16)
Recorded 10+ tackles in three straight games:	Grant Morgan vs. Tennessee, 2020 (12)
	at Florida (15)
	vs. LSU (19)
Recorded 15+ tackles in back-to-back games:	Grant Morgan at Florida, 2020 (15)
	vs. LSU (19)
Recorded 15+ tackles two+ times in one season:	Grant Morgan at Mississippi State (15)
	vs. Ole Miss (19)
	at Florida (15)
Returned an interception for a touchdown:	Jalen Catalon, Grant Morgan vs. Ole Miss, 2020
Returned a fumble for a touchdown:	De'Jon Harris (6) vs. Texas A&M, 2019

SPECIAL TEAMS

Scored 10+ points kicking:	Connor Limpert vs. Colorado State, 2019 (13)
Made 5+ field goals:	Kendall Trainor vs. Texas A&M, 1988 (5)
Made 4+ field goals:	Connor Limpert vs. Ole Miss, 2018 (4)
Made two field goals of 50+ yards:	Steve Little vs. Oklahoma State, 1976 (53 & 57)
Made one field goal of 50+ yards:	Connor Limpert vs. Colorado State, 2019 (54)
Kicked a punt of 70+ yards:	Sam Irwin-Hill vs. South Carolina, 2013 (79)
Kicked a punt of 60+ yards:	Reid Bauer vs. Ole Miss, 2018 (64)
Punted 10+ times:	Toby Baker at Auburn, 2016 (10)
Totaled 175+ kick return yards:	DeCori Birmingham vs. Alabama, 2002 (197)
Totaled 150+ kick return yards:	Dennis Johnson at Texas, 2008 (150)
Totaled 100+ kick return yards:	Treyton Burks vs. Mississippi State, 2019 (134)
Totaled 50+ punt return yards:	D.J. Dean vs. Nicholls, 2014 (94)

THE LAST TIME AN OPPONENT ...

RUSHING

Had 500+ yards rushing:	at Auburn, 2016 (543)
Had 400+ yards rushing:	Mississippi State, 2019 (460)
Had 300+ yards rushing:	Mississippi State, 2019 (460)
Had 200+ yards rushing:	Alabama, 2020 (216)
Had 70+ rushing attempts:	at Mississippi State, 2010 (70)
Had 60+ rushing attempts:	Missouri, 2017 (60)
Had 50+ rushing attempts:	Tennessee, 2020 (50)
Had 7+ rushing TDs:	at Auburn, 2016 (7)
Had 6+ rushing TDs:	Alabama, 2020 (6)
Had 5+ rushing TDs:	Alabama, 2020 (6)
Had 4+ rushing TDs:	Alabama, 2020 (6)

PASSING

Had 500+ yards passing:	Mississippi State, 2015 (508)
Had 400+ yards passing:	San Jose State, 2019 (402)
Had 300+ yards passing:	at Missouri, 2020 (380)
Had 200+ yards passing:	Alabama, 2020 (227)
Had 60+ pass attempts:	at Mississippi State, 2020 (60)
Had 50+ pass attempts:	at Mississippi State, 2020 (60)
Had 40+ pass attempts:	at Missouri, 2020 (49)
Had 30+ pass attempts:	Alabama, 2020 (33)
Had 40+ pass completions:	at Mississippi State, 2020 (43)
Had 30+ pass completions:	at Missouri, 2020 (32)
Had 25+ pass completions:	Alabama, 2020 (27)
Had 20+ pass completions:	Alabama, 2020 (27)
Had 6+ passing TDs:	at Florida, 2020 (6)
Had 5+ passing TDs:	at Florida, 2020 (6)
Had 4+ passing TDs:	at Florida, 2020 (6)
Had 3+ passing TDs:	at Florida, 2020 (6)

RECEIVING

Had two players with 100-yards receiving in a game:	Alabama, 2018 (Jerry Jeudy, 135 - Irv Smith Jr., 123)
Had 4+ players catch 5+ passes:	at Missouri, 2020 (Keke Chism - 6, B. Banister 6, Damon Hazelton - 5, Tauski Dove - 5)
Had 3+ players catch 5+ passes:	at Missouri, 2020 (Keke Chism - 6, B. Banister 6, Damon Hazelton - 5, Tauski Dove - 5)
Had 10+ players catch a pass:	at Missouri, 2020 (10)
Had 8+ players catch a pass:	Alabama, 2020 (9)

TOTAL OFFENSE

Had 700+ yards total offense:	at Southern California, 2005 (736)
Had 650+ yards total offense:	at Missouri, 2020 (653)
Had 600+ yards total offense:	at Missouri, 2020 (653)
Had 550+ yards total offense:	at Missouri, 2020 (653)
Had 500+ yards total offense:	at Missouri, 2020 (653)
Had 400+ yards total offense:	Alabama, 2020 (443)
Had 100+ plays total offense:	at Missouri, 2017 (102)
Had 90+ plays total offense:	LSU, 2020 (91)
Had 80+ plays total offense:	at Missouri, 2020 (87)
Had 75+ plays total offense:	at Missouri, 2020 (87)

SCORING

Scored 70+ points:	at Southern California, 2005 (70)
Scored 60+ points:	at Florida, 2020 (63)
Scored 50+ points:	Alabama, 2020 (52)
Scored 40+ points:	Alabama, 2020 (52)
Scored 30+ points:	Alabama, 2020 (52)
Scored a two-point conversion rushing:	Georgia, 2020
Scored a two-point conversion passing:	at Colorado State, 2018
Failed on a two-point conversion attempt:	at Mississippi State, 2019

TURNOVERS

Had 5+ fumbles:	Eastern Illinois, 2018 (6, lost 5)
Had 4+ fumbles lost:	Eastern Illinois, 2018 (5)
Had 3+ fumbles lost:	Eastern Illinois, 2018 (5)
Committed 7+ turnovers:	Ole Miss, 2020 (7)
Committed 6+ turnovers:	Ole Miss, 2020 (7)
Committed 5+ turnovers:	Ole Miss, 2020 (7)
Intercepted 8+ Arkansas passes:	at SMU, 1951 (8)
Intercepted 7+ Arkansas passes:	at SMU, 1951 (8)
Intercepted 6+ Arkansas passes:	North Texas, 2018 (6)
Intercepted 5+ Arkansas passes:	San Jose State, 2019 (5)
Intercepted 4+ Arkansas passes:	San Jose State, 2019 (5)
Intercepted 3+ Arkansas passes:	Georgia, 2020 (3)
Returned an interception for a touchdown:	Georgia, 2020
Returned a fumble for a touchdown:	at Florida, 2020

DEFENSE

Held Arkansas to 10 or fewer first downs:	at Alabama, 2015 (10)
Recorded 9+ sacks:	vs. Oklahoma, 2001 (9.0-55)
Recorded 8+ sacks:	Alabama, 2020 (8.0-49)
Recorded 7+ sacks:	Alabama, 2020 (8.0-49)
Recorded 6+ sacks:	Alabama, 2020 (8.0-49)
Scored a safety:	Georgia, 2020
Held Arkansas to 50 or fewer yards rushing:	LSU, 2018 (16)
Held Arkansas to 25 or fewer yards rushing:	LSU, 2018 (16)
Held Arkansas to 100 or fewer yards passing:	Missouri, 2019 (77)
Held Arkansas to 50 or fewer yards passing:	South Carolina, 2013 (30)
Held Arkansas to 300 or less yards total offense:	Alabama, 2020 (188)
Held Arkansas to 200 or less yards total offense:	Alabama, 2020 (188)
Held Arkansas to 100 or fewer yards both rushing & passing:	Alabama, 2012 (Rush - 58, Pass - 79)

SPECIAL TEAMS

Returned a punt for a TD:	Alabama, 2020
Returned a kickoff for a TD:	vs. Texas A&M, 2018
Punted 10+ times:	Chattanooga, 2007 (12)
Punted 10+ times in consecutive games:	North Texas, 2007 (10)
Did not punt:	Chattanooga, 2007 (12)
Missed a kicking PAT:	Alabama, 2018
Missed two kicking PATs:	Auburn, 2019
Blocked a field goal:	at LSU, 2017
Blocked a punt:	Kansas State, 2015
	at Auburn, 2020

MISCELLANEOUS

Had 30+ first downs:	at Missouri, 2020 (37)
Had 10+ penalties:	Georgia, 2020 (12)
Had 100+ yards in penalties:	Georgia, 2020 (108)
Had 35+ minutes of possession time:	vs. LSU, 2020 (41:43)
Had 40+ minutes of possession time:	vs. LSU, 2020 (41:43)
Had two 100-yard rushers and one 100-yard receiver:	Texas A&M, 2017 (Kellen Mond - 109 rushing, Keith Ford - 102 rushing & Christian Kirk - 110 receiving)
Had one 100-yard rusher and one 100-yard receiver:	at Missouri, 2020 (Larry Rountree III - 185 rushing & Keke Chism - 113 receiving)
Had one 100-yard rusher and two 100-yard receivers:	Alabama, 2018 (Damien Harris - 111 rushing, Jerry Jeudy - 135 receiving & Irv Smith Jr. - 123 receiving)

LAST TIME AN INDIVIDUAL OPPONENT . . .

INDIVIDUAL RUSHING

Rushed 40+ times: Travis Stephens (41), Tennessee (2001)
 Rushed 35+ times: Ish Witter (39), Missouri (2017)
 Rushed 30+ times: Eric Gray (31), Tennessee (2020)
 Rushed for 200+ yards: Kylin Hill (234), Mississippi State (2019)
 Rushed for 175+ yards: Larry Rountree III (185), at Missouri (2020)
 Rushed for 150+ yards: Larry Rountree III (185), at Missouri (2020)
 Rushed for 125+ yards: Larry Rountree III (185), at Missouri (2020)
 Rushed for 100+ yards: Larry Rountree III (185), at Missouri (2020)
 Rushed for 4+ touchdowns: Nick Fitzgerald (4), Mississippi State (2016)
 Rushed for 3+ touchdowns: B. Robinson Jr. (3), Alabama (2020)
 Had a run of 80+ yards: Jase McClellan (80), Alabama (2020)
 Had a run of 70+ yards: Jase McClellan (80), Alabama (2020)
 Had a run of 60+ yards: Jase McClellan (80), Alabama (2020)
 Had a run of 50+ yards: Jase McClellan (80), Alabama (2020)

INDIVIDUAL PASSING

Passed for 500+ yards: Dak Prescott (508), Mississippi State (2015)
 Passed for 450+ yards: Dak Prescott (508), Mississippi State (2015)
 Passed for 400+ yards: Josh Love (402), San Jose State (2019)
 Passed for 300+ yards: Connor Bazelak (380), at Missouri (2020)
 Attempted 60+ passes: Kolton Browning (67), Louisiana-Monroe (2012)
 Attempted 50+ passes: K.J. Costello (59), at Mississippi State (2020)
 Attempted 40+ passes: Connor Bazelak (49), at Missouri (2020)
 Completed 40+ passes: K.J. Costello (43), at Mississippi State (2020)
 Completed 30+ passes: Connor Bazelak (32), at Missouri (2020)
 Completed 20+ passes: Mac Jones (24), Alabama (2020)
 Threw 6+ touchdown passes: Kyle Trask (6), at Florida (2020)
 Threw 5+ touchdown passes: Kyle Trask (6), at Florida (2020)
 Threw 4+ touchdown passes: Kyle Trask (6), at Florida (2020)
 Threw 3+ touchdown passes: Kyle Trask (6), at Florida (2020)
 Completed a pass for 90+ yards: Trevor Knight (92), Texas A&M (2016)
 Completed a pass for 80+ yards: Kellen Mond (81), Texas A&M (2017)
 Completed a pass for 70+ yards: Patrick O'Brien (75), Colorado State (2019)
 Completed a pass for 60+ yards: Ty Storey (69), Western Kentucky (2019)

INDIVIDUAL RECEIVING

Caught 15+ passes: Willie Gosha (17), Auburn (1995)
 Caught 10+ passes: Elijah Moore (11), vs. Ole Miss (2020)
 Caught 7+ passes: Terrace Marshall (7), vs. LSU (2020)
 Had 200+ yards receiving: Jamayel Smith (208), Mississippi State (2007)
 Had 150+ yards receiving: Tre Walker (161), San Jose State (2019)
 Had 100+ yards receiving: Keke Chism (113), at Missouri (2020)
 Caught 3+ TD passes: A. Hollins (3), Eastern Illinois (2018)
 Caught 2+ TD passes: T. Grimes, K. Zipperer (2, 2), at Florida (2020)

INDIVIDUAL TOTAL OFFENSE

Had 400+ yards total offense: Jordan Ta'amu (528; Pass - 387, Rush - 141), Ole Miss (2018)
 Had 300+ yards total offense: Connor Bazelak (366; Pass - 380, Rush - (-14)), at Missouri (2020)
 Had 100 yards both passing and rushing: Jordan Ta'amu (528; Pass - 387, Rush - 141), Ole Miss (2018)

INDIVIDUAL SCORING

Accounted for 6+ touchdowns: Kyle Trask (at Florida), 2020 (6)
 Accounted for 5+ touchdowns: Kyle Trask (at Florida), 2020 (6)
 Accounted for 4+ touchdowns: Kyle Trask (at Florida), 2020 (6)
 Scored 4+ touchdowns: Peyton Barber (Auburn), 2015 (4)
 Scored 3+ touchdowns: B. Robinson Jr. (Alabama), 2020 (3)

INDIVIDUAL DEFENSE

Intercepted 3+ passes: Minkah Fitzpatrick (3), Alabama (2016)
 Intercepted 2+ passes: Richard LeCounte (2), Georgia (2020)
 Recorded 3+ sacks: JaCoby Stevens (3.0), at LSU (2019)
 Recorded 2+ sacks: C. Barmore (2.0), W. Anderson Jr. (2.0), Alabama (2020)

SPECIAL TEAMS

Kicked 5+ field goals: Harrison Mevis (5-5), at Missouri (2020)
 Kicked four field goals: Wyatt Bryan (4-4), at Colorado State (2018)
 Returned a punt for a TD: Keegan Brewer, North Texas (2018)
 Returned a kick for a TD: Jashaun Corbin, vs. Texas A&M (2018)

ARKANSAS BIG PLAYS FROM SCRIMMAGE

Opponent	Rushing					Passing				
	10-19	20-29	30-39	40-49	50+	20-29	30-39	40-49	50+	
Georgia	3	0	0	0	0	3	0	1	0	
at Miss. State	2	0	0	0	0	1	0	0	1	
at Auburn	3	0	0	0	0	1	2	1	0	
Ole Miss	6	0	0	0	0	0	0	0	1	
at Texas A&M	4	2	0	0	0	2	1	0	0	
Tennessee	2	4	0	0	0	1	0	0	2	
at Florida	5	0	0	0	1	1	0	1	1	
LSU	3	1	0	0	0	1	0	0	4	
at Missouri	7	3	0	0	0	2	0	1	1	
Alabama	4	0	0	0	0	1	0	0	0	
Totals	69	10	0	0	1	13	3	4	10	

OPPONENT BIG PLAYS FROM SCRIMMAGE

Opponent	Rushing					Passing				
	10-19	20-29	30-39	40-49	50+	20-29	30-39	40-49	50+	
Georgia	3	1	0	0	0	2	0	0	0	
at Miss. State	1	0	0	0	0	0	1	0	0	
at Auburn	10	1	0	1	0	1	2	0	0	
Ole Miss	6	0	0	1	0	2	1	0	0	
at Texas A&M	5	1	0	0	0	2	2	0	0	
Tennessee	1	1	0	0	0	1	0	0	0	
at Florida	5	0	0	0	0	4	3	1	0	
LSU	0	1	0	0	0	2	1	0	0	
at Missouri	4	1	1	2	0	4	1	0	0	
Alabama	1	0	0	0	1	3	0	0	0	
Totals	36	6	1	4	1	21	11	1	0	

FIRST DOWN GAME LOG

Arkansas					Opponents				
Opponent	Rush	Pass	Penalty	Total	Opponent	Rush	Pass	Penalty	Total
Georgia	4	8	3	15	Georgia	8	10	1	19
at Miss. State	6	10	1	17	at Miss. State	5	19	0	24
at Auburn	5	15	2	22	at Auburn	14	10	0	24
Ole Miss	10	13	1	24	Ole Miss	13	10	0	23
at Texas A&M	12	13	4	29	at Texas A&M	9	12	4	25
Tennessee	13	7	1	21	Tennessee	11	6	2	19
at Florida	9	8	1	18	at Florida	15	18	3	36
LSU	2	11	1	14	LSU	7	16	1	24
at Missouri	21	10	3	34	at Missouri	12	20	5	37
Alabama	6	5	2	13	Alabama	9	13	2	24
TOTAL	88	100	19	207	TOTAL	103	134	18	255

TURNOVER CHART

Takeaways					Giveaways				
Opponent	Fumbles	Interceptions	Total	Pts Off	Fumbles	Interceptions	Total	Points Off	Margin
Georgia	1	1	2	3	0	3	3	14	-1
at Miss. State	1	3	4	7	2	0	2	0	+2
at Auburn	0	0	0	0	0	0	0	0	0
Ole Miss	1	6	7	24	1	1	2	0	+5
at Texas A&M	0	0	0	0	0	0	0	0	0
Tennessee	0	2	2	0	0	0	0	0	+2
at Florida	0	1	1	7	1	0	1	7	0
LSU	1	0	1	0	0	1	1	7	0
at Missouri	0	0	0	0	0	0	0	0	0
Alabama	1	0	1	0	3	1	4	14	-3
TOTAL	5	13	18	41	7	6	13	42	+5

Arkansas' 18 takeaways are 4th in the SEC and are tied for 17th nationally. The team's +5 turnover margin is fourth in the league and 24th in the FBS.

DRIVE SUPERLATIVES

Longest Drive

By No. of Plays

By No. of Yards

By Time of Possession

Arkansas

17 (75 yards, 5:14) vs. Tennessee, TD

95 2x last (6 plays, 1:30) vs. LSU, TD

5:30 (13 plays, 85 yards) at Auburn, TD

Opponents

16 2x last (81 yards, 8:29) vs. Tennessee, TD

83 (8 plays, 4:06) at Florida, TD

8:29 (16 plays, 81 yards) vs. Tennessee, TD

Shortest Drive

By No. of Plays

By No. of Yards

By Time of Possession

Arkansas

15x last (82 yards, 0:17) at Florida, TD

-13 (6 plays, 2:10) at Mississippi St., punt

0:01 (1 play, -4 yards) at Mississippi St., end of half

Opponents

1 1x last (80 yards, 0:13) vs. Alacama, TD

-7 2x last (4 plays, 1:39) vs. Ole Miss, INT

0:03 (1 play, 1 yards) vs. LSU, TD

Scoring Drive Breakdown

Yardage	ARKANSAS		OPPONENT	
	TD	FG	TD	FG
No drive	3	-	4	-
Neg. Yards	-	-	-	-
0-9	-	-	2	-
10-19	-	-	-	1
20-29	1	-	1	2
30-39	-	-	-	1
40-49	-	3	3	3
50-59	-	2	4	3
60-69	4	1	7	5
70-79	16	1	15	-
80-89	6	-	7	-
90-99	4	-	--	-
TOTALS	34	7	43	15

Game-Opening Drives

OPP	ARKANSAS			OPPONENTS		
	PTS	ISTS	YDS	PTS	ISTS	YDS
Georgia	0	0	6	0	1	34
at Miss. State	0	0	9	0	3	39
at Auburn	0	0	6	0	1	15
Ole Miss	0	0	7	0	4	55
at Texas A&M	7	5	87	0	1	19
Tennessee	0	2	24	3	4	42
at Florida	7	3	75	7	5	75
LSU	0	0	4	0	1	10
at Missouri	0	0	2	3	3	17
Alabama	0	1	10	3	1	19
TOTALS	14	11	230	13	24	325

Second Half-Opening Drives

OPP	ARKANSAS			OPPONENTS		
	PTS	ISTS	YDS	PTS	ISTS	YDS
Georgia	3	3	43	0	1	38
at Miss. State	7	5	75	7	6	76
at Auburn	6	6	85	0	3	30
Ole Miss	0	1	11	0	4	74
at Texas A&M	3	4	58	7	4	75
Tennessee	7	5	75	0	0	5
at Florida	7	5	75	0	2	10
LSU	0	0	5	0	1	14
at Missouri	0	0	7	3	2	60
Alabama	0	0	-7	7	5	89
TOTALS	33	29	427	24	28	471

Three & Out Drives

	ARKANSAS	OPPONENT
	THREE-&OUTS/DRIVES	THREE-&OUTS/DRIVES
Georgia	8/16 (50.0%)	1/16 (6.3%)
at Mississippi State	4/13 (30.8%)	3/13 (23.1%)
at Auburn	4/13 (30.8%)	1/11 (9.1%)
Ole Miss	3/14 (21.4%)	2/16 (12.5%)
at Texas A&M	1/11 (9.1%)	2/12 (16.7%)
Tennessee	1/11 (9.1%)	5/12 (41.7%)
at Florida	3/13 (23.1%)	0/12 (0.0%)
LSU	6/13 (46.2%)	3/14 (21.4%)
at Missouri	2/12 (16.7%)	1/13 (7.7%)
Alabama	5/13 (38.5%)	2/12 (16.7%)
TOTALS	37/129 (28.7%)	20/131 (15.3%)

ARKANSAS DRIVE CHARTS

Georgia					
Qtr.	Time	Start	Pl-Yds	TOP	Result
1st	15:00	AR25	3-6	0:55	punt
1st	11:05	AR09	7-91	2:17	*TOUCHDOWN
1st	07:41	AR10	3-5	0:36	punt
1st	05:14	AR07	3-29	0:41	interception
1st	03:14	AR05	3-2	0:50	punt
1st	00:49	AR01	4-(-1)	1:19	*SAFETY
2nd	11:47	AR20	3-5	1:40	punt
2nd	06:11	AR24	3-6	1:01	punt
2nd	03:37	AR21	6-37	2:37	punt
3rd	12:38	AR49	11-43	4:15	*FIELD GOAL
3rd	06:00	AR16	3-(-1)	1:29	punt
3rd	03:20	AR25	2-2	0:27	interception
3rd	02:53	AR25	3-25	1:00	interception
4th	11:15	AR25	3-6	2:26	punt
4th	05:24	AR11	3-6	1:25	punt
4th	01:23	AR25	8-34	1:16	downs

at Mississippi State

Qtr.	Time	Start	Pl-Yds	TOP	Result
1st	03:59	AR25	3-9	1:01	punt
1st	00:02	AR06	13-91	4:37	fumble
2nd	08:00	AR31	8-69	2:33	*TOUCHDOWN
2nd	04:46	AR48	4-11	1:55	punt
2nd	01:18	AR36	4-3	0:39	punt
2nd	00:01	AR27	1-(-4)	0:01	end of half
3rd	15:00	AR25	11-75	3:39	*TOUCHDOWN
3rd	03:50	AR25	4-15	1:47	punt
4th	14:20	AR47	3-(-4)	1:22	punt
4th	11:13	AR32	2-(-11)	0:32	fumble
4th	08:52	AR13	3-0	1:20	punt
4th	04:39	AR09	3-9	2:04	punt
4th	02:35	MS37	6-(-13)	2:10	punt

at Auburn

Qtr.	Time	Start	Pl-Yds	TOP	Result
1st	15:00	AR25	3-6	1:18	punt
1st	10:56	AR10	5-25	2:24	punt
1st	05:56	AR03	3-1	1:24	punt
1st	04:32	AR35	3-0	1:22	punt
1st	00:36	AR25	5-22	1:25	punt
2nd	09:22	AR35	8-65	2:58	*TOUCHDOWN
2nd	04:15	AR25	6-75	2:00	*TOUCHDOWN
2nd	00:38	AR25	3-8	0:38	end of half
3rd	09:44	AR15	13-85	5:30	*TOUCHDOWN
4th	14:51	AR25	10-70	3:14	*FIELD GOAL
4th	10:19	AR30	10-70	4:50	*TOUCHDOWN
4th	02:38	AR20	3-2	0:32	punt
4th	00:07	AR25	1-16	0:07	end of game

Ole Miss

Qtr.	Time	Start	Pl-Yds	TOP	Result
1st	15:00	AR25	3-7	1:03	punt
1st	09:58	AR05	11-95	4:11	*TOUCHDOWN
1st	02:42	AR02	9-37	4:03	punt
2nd	13:15	MS48	7-42	2:25	*FIELD GOAL
2nd	08:09	AR31	3-7	1:27	punt
2nd	05:02	AR35	12-50	3:21	*FIELD GOAL
2nd	01:02	AR27	6-15	0:52	punt
3rd	10:38	AR01	5-11	1:56	punt
3rd	04:35	AR25	1-(-8)	0:10	fumble
3rd	04:16	AR12	6-38	2:19	interception
3rd	00:40	AR29	3-(-6)	1:00	punt
4th	12:06	AR30	11-70	4:30	*TOUCHDOWN
4th	05:30	AR31	4-17	1:44	punt
4th	01:28	MS30	2-24	1:28	end of game

OPPONENT DRIVE CHARTS

Georgia					
Qtr.	Time	Start	Pl-Yds	TOP	Result
1st	14:05	GA34	6-19	3:00	punt
1st	08:48	GA25	3-9	1:07	punt
1st	07:05	GA50	4-(-7)	1:51	punt
1st	04:33	AR15	3-3	1:19	interception
1st	02:24	GA44	4-9	1:35	punt
2nd	14:30	AR45	7-3	2:43	punt
2nd	10:07	GA39	10-37	3:56	downs
2nd	05:10	GA20	5-5	1:33	punt
2nd	01:00	GA20	8-59	1:00	*FIELD GOAL
3rd	15:00	GA25	6-33	2:22	fumble
3rd	08:23	GA43	6-57	2:23	*TOUCHDOWN
3rd	04:31	AR24	4-24	1:11	*TOUCHDOWN
3rd	01:53	GA19	13-81	5:38	*TOUCHDOWN
4th	08:49	GA25	5-1	3:25	punt
4th	03:59	AR43	6-22	2:36	*FIELD GOAL
4th	00:07	GA41	1-(-2)	0:07	end of game

at Mississippi State

Qtr.	Time	Start	Pl-Yds	TOP	Result
1st	15:00	MS27	7-39	3:16	interception
1st	11:44	MS25	15-75	7:45	*TOUCHDOWN
1st	02:58	MS18	6-38	2:56	punt
2nd	10:25	MS03	5-20	2:25	punt
2nd	05:27	MS25	3-(-3)	0:41	punt
2nd	02:51	MS20	6-26	1:33	interception
2nd	00:39	MS18	3-6	0:38	punt
3rd	11:11	MS24	14-76	7:21	*TOUCHDOWN
3rd	02:03	MS23	6-45	2:43	interception
4th	12:58	MS09	3-8	1:45	punt
4th	10:41	AR21	4-8	1:49	downs
4th	07:32	AR30	7-21	2:53	downs
4th	00:25	MS12	5-31	0:25	end of game

at Auburn

Qtr.	Time	Start	Pl-Yds	TOP	Result
1st	13:42	AU28	5-15	2:46	punt
1st	08:32	AU17	7-39	2:36	punt
1st	03:10	AU23	5-47	2:34	*FIELD GOAL
2nd	14:11	AU20	10-80	4:49	*TOUCHDOWN
2nd	06:16	AU33	4-22	2:01	punt
2nd	02:15	AU35	6-57	1:37	*FIELD GOAL
3rd	14:53	AU24	11-30	5:09	punt
3rd	04:03	AU36	9-64	4:12	*TOUCHDOWN
4th	11:32	AU14	3-8	1:13	punt
4th	05:29	AU35	7-48	2:51	missed fg
4th	02:06	AR45	7-23	1:59	*FIELD GOAL

Ole Miss

Qtr.	Time	Start	Pl-Yds	TOP	Result
1st	13:57	MS40	13-55	3:59	fumble
1st	05:47	MS35	7-29	3:05	punt
2nd	13:39	MS12	2-8	0:24	interception
2nd	10:50	MS25	1-0	0:10	interception
2nd	10:40	MS25	7-44	2:31	downs
2nd	06:42	MS20	3-5	1:40	punt
2nd	01:41	MS25	3-0	0:39	punt
2nd	00:10	MS20	1-4	0:10	end of half
3rd	15:00	MS25	16-74	4:22	downs
3rd	08:42	MS44	10-56	4:07	*TOUCHDOWN
3rd	04:25	AR17	1-0	0:09	interception
3rd	01:57	MS39	6-27	1:17	interception
4th	14:40	MS34	8-66	2:34	*TOUCHDOWN
4th	07:36	MS27	7-73	2:06	*TOUCHDOWN
4th	03:46	MS16	2-(-2)	0:39	interception
4th	03:07	MS31	4-(-7)	1:39	interception

ARKANSAS DRIVE CHARTS

at Texas A&M

Qtr.	Time	Start	Pl-Yds	TOP	Result
1st	12:58	AR13	12-87	4:49	*TOUCHDOWN
1st	03:57	AR25	3-3	1:01	punt
1st	00:34	AR25	9-44	3:16	missed fg
2nd	06:43	AR25	8-75	2:30	*TOUCHDOWN
2nd	01:13	AR25	5-43	1:07	missed fg
3rd	15:00	AR25	11-58	4:38	*FIELD GOAL
3rd	05:22	AR25	5-15	1:50	punt
3rd	00:56	AR25	8-75	2:47	*TOUCHDOWN
4th	09:39	AR24	4-15	1:21	punt
4th	06:39	AR45	6-27	2:13	downs
4th	02:05	AR31	6-69	1:29	*TOUCHDOWN

Tennessee

Qtr.	Time	Start	Pl-Yds	TOP	Result
1st	09:25	AR25	6-31	2:21	punt
2nd	13:35	AR25	16-71	4:44	missed fg
2nd	07:34	AR20	4-29	1:44	punt
2nd	01:57	AR26	4-22	1:15	punt
3rd	15:00	AR25	17-75	5:14	*TOUCHDOWN
3rd	07:35	AR33	3-67	1:00	*TOUCHDOWN
3rd	04:42	AR19	2-81	0:29	*TOUCHDOWN
3rd	03:11	AR20	7-49	3:04	*FIELD GOAL
4th	13:13	AR27	5-(-4)	2:24	punt
4th	09:20	AR20	3-(-10)	2:13	punt
4th	04:32	AR23	5-17	2:33	punt

at Florida

Qtr.	Time	Start	Pl-Yds	TOP	Result
1st	07:36	AR25	5-75	1:33	*TOUCHDOWN
1st	02:59	AR16	7-33	3:03	downs
2nd	09:54	AR32	3-3	1:26	punt
2nd	07:06	AR17	1-83	0:11	*TOUCHDOWN
2nd	04:28	AR11	3-2	1:31	punt
2nd	00:17	AR25	2-35	0:17	end of half
3rd	15:00	AR25	9-75	3:00	*TOUCHDOWN
3rd	09:06	AR23	3-9	1:59	punt
3rd	03:01	AR25	5-9	2:22	punt
4th	13:08	AR25	3-10	0:51	fumble
4th	12:08	AR18	1-82	0:17	*TOUCHDOWN
4th	05:33	AR27	5-14	2:35	punt
4th	02:05	FL23	4-23	1:25	*TOUCHDOWN

LSU

Qtr.	Time	Start	Pl-Yds	TOP	Result
1st	15:00	AR25	3-4	0:41	punt
1st	11:12	AR20	4-14	1:19	punt
1st	07:37	AR25	3-5	0:44	punt
1st	04:45	AR08	4-92	1:05	*TOUCHDOWN
2nd	13:54	AR25	3-5	1:32	punt
2nd	08:11	AR29	3-(-1)	1:41	punt
2nd	04:53	AR26	2-3	0:29	interception
2nd	04:21	AR25	3-75	0:37	*TOUCHDOWN
3rd	10:35	AR09	3-5	1:50	punt
3rd	02:34	AR05	6-95	1:30	*TOUCHDOWN
3rd	00:06	AR08	7-88	2:24	*FIELD GOAL
4th	09:20	AR07	3-9	1:50	punt
4th	03:59	AR25	11-48	2:35	missed fg

OPPONENT DRIVE CHARTS

at Texas A&M

Qtr.	Time	Start	Pl-Yds	TOP	Result
1st	15:00	TAMU25	4-19	2:02	punt
1st	08:09	TAMU25	8-75	4:12	*TOUCHDOWN
1st	02:56	TAMU42	4-58	2:22	*TOUCHDOWN
2nd	12:18	TAMU31	11-69	5:35	*TOUCHDOWN
2nd	04:13	TAMU26	7-74	3:00	*TOUCHDOWN
2nd	00:06	TAMU32	1-(-1)	0:06	end of half
3rd	10:22	TAMU25	9-75	5:00	*TOUCHDOWN
3rd	03:32	TAMU32	6-68	2:36	*TOUCHDOWN
4th	13:09	TAMU25	5-11	3:30	punt
4th	08:18	TAMU12	3-3	1:39	punt
4th	04:26	TAMU28	3-(-2)	2:21	punt
4th	00:36	AR46	1-(-1)	0:36	end of game

Tennessee

Qtr.	Time	Start	Pl-Yds	TOP	Result
1st	15:00	UT25	12-42	5:35	*FIELD GOAL
1st	07:04	UT19	16-81	8:29	*TOUCHDOWN
2nd	08:51	UT20	3-7	1:17	punt
2nd	05:50	UT20	8-49	3:53	*FIELD GOAL
2nd	00:42	UT22	1-(-2)	0:42	end of half
3rd	09:46	UT25	3-5	2:11	punt
3rd	06:35	UT25	3-6	1:53	punt
3rd	04:13	UT25	3-1	1:02	punt
3rd	00:07	UT25	4-12	1:54	punt
4th	10:49	UT39	3-1	1:29	punt
4th	07:07	AR48	7-23	2:35	interception
4th	01:59	UT18	10-72	1:59	interception

at Florida

Qtr.	Time	Start	Pl-Yds	TOP	Result
1st	15:00	FL25	14-75	7:24	*TOUCHDOWN
1st	06:03	FL25	7-59	3:04	downs
2nd	14:56	AR49	9-49	4:53	*TOUCHDOWN
2nd	08:28	FL26	4-74	1:11	*TOUCHDOWN
2nd	06:55	FL35	5-65	2:22	*TOUCHDOWN
2nd	02:57	FL47	7-53	2:40	*TOUCHDOWN
3rd	12:00	FL25	6-10	2:54	punt
3rd	07:07	FL17	8-83	4:06	*TOUCHDOWN
3rd	00:39	FL24	8-76	2:31	*TOUCHDOWN
4th	11:51	FL25	12-75	6:10	*TOUCHDOWN
4th	2:58	FL14	2-4	0:53	interception
4th	00:40	FL25	1-4	0:40	end of game

LSU

Qtr.	Time	Start	Pl-Yds	TOP	Result
1st	14:19	LS25	6-5	3:07	punt
1st	09:53	LS19	8-51	2:16	*FIELD GOAL
1st	06:53	LS25	3-9	2:08	punt
1st	03:40	LS25	10-75	4:46	*TOUCHDOWN
2nd	12:22	LS18	9-53	4:11	fumble
2nd	06:30	LS28	3-8	1:37	punt
2nd	04:24	AR01	1-1	0:03	*TOUCHDOWN
2nd	03:44	LS25	14-69	3:44	*FIELD GOAL
3rd	15:00	LS25	6-14	4:25	punt
3rd	08:45	LS27	12-34	6:11	punt
3rd	01:04	LS25	3-6	0:58	punt
4th	12:42	LS25	5-20	3:22	punt
4th	07:30	LS33	10-67	3:31	*TOUCHDOWN
4th	01:24	LS27	3-(-2)	1:24	end of game

GAME 1: RICE

ARKANSAS DRIVE CHARTS

at Missouri

Qtr.	Time	Start	Pl-Yds	TOP	Result
1st	12:12	AR25	3-2	0:36	punt
1st	06:17	AR25	12-75	4:29	*TOUCHDOWN
2nd	11:51	AR11	3-89	0:35	*TOUCHDOWN
2nd	07:45	AR25	13-75	4:06	*TOUCHDOWN
2nd	02:10	AR30	9-70	1:50	*TOUCHDOWN
3rd	15:00	AR25	3-7	1:30	punt
3rd	10:23	AR25	8-75	2:05	*TOUCHDOWN
3rd	06:36	AR34	4-24	1:11	punt
4th	14:50	AR25	7-75	1:35	*TOUCHDOWN
4th	12:41	AR25	5-15	2:48	punt
4th	07:46	AR25	4-6	1:33	punt
4th	04:47	AR25	13-75	4:04	*TOUCHDOWN

Alabama

Qtr.	Time	Start	Pl-Yds	TOP	Result
1st	15:00	AR25	4-10	1:44	punt
1st	10:54	AR25	11-66	3:36	*FIELD GOAL
1st	04:18	AR43	3-(-1)	1:42	punt
1st	02:36	AR25	3-(-10)	1:40	punt
2nd	12:04	AR25	1-(-20)	0:10	fumble
2nd	11:50	AR24	3-6	1:22	punt
2nd	06:43	AR25	3-7	1:39	punt
2nd	00:33	AR25	2-0	0:33	end of half
3rd	07:24	AR25	3-(-7)	1:06	punt
3rd	04:40	AR26	7-30	2:23	fumble
4th	13:30	AR11	9-50	5:28	fumble
4th	05:35	AR33	7-32	3:31	interception
4th	01:51	AR25	5-28	1:51	end of game

OPPONENT DRIVE CHARTS

at Missouri

Qtr.	Time	Start	Pl-Yds	TOP	Result
1st	15:00	MU29	7-37	2:48	*FIELD GOAL
1st	11:36	MU31	12-69	5:19	*TOUCHDOWN
1st	01:48	MU25	12-63	4:52	*FIELD GOAL
2nd	11:16	MU25	8-75	3:31	*TOUCHDOWN
2nd	03:39	MU25	3-6	1:29	punt
2nd	00:20	MU25	4-18	0:20	end of half
3rd	13:30	MU20	6-60	3:07	*FIELD GOAL
3rd	08:09	MU07	5-19	1:33	punt
3rd	05:25	MU16	14-61	5:34	*FIELD GOAL
4th	13:15	MU25	2-75	0:34	*TOUCHDOWN
4th	09:53	MU18	8-82	2:07	*TOUCHDOWN
4th	06:13	MU20	4-80	1:26	*TOUCHDOWN
4th	00:43	MU25	7-60	0:43	*FIELD GOAL

Alabama

Qtr.	Time	Start	Pl-Yds	TOP	Result
1st	13:16	AR47	7-19	2:22	*FIELD GOAL
1st	07:18	AL35	7-22	3:00	downs
1st	00:56	AR49	8-49	3:52	*TOUCHDOWN
2nd	11:54	AR05	1-5	0:04	*TOUCHDOWN
2nd	10:28	AL28	8-72	3:45	*TOUCHDOWN
2nd	05:04	AL30	13-70	4:31	*TOUCHDOWN
3rd	15:00	AL11	14-89	7:36	*TOUCHDOWN
3rd	06:18	AL34	3-4	1:38	punt
3rd	02:17	AL44	7-45	3:47	fumble
4th	08:02	AL39	3-4	2:27	punt
4th	02:04	AL20	1-80	0:13	*TOUCHDOWN

ALPHABETICAL ROSTER

No.	Name	Pos.
25	Marco Avant	LB
92	Cameron Ball	DL
30	Reid Bauer	P
89	Nathan Bax	TE
24	LaDarrius Bishop	DB
15	Simeon Blair	DB
43	Brooks Both	LB
44	Andy Boykin	DL
9	Greg Brooks Jr.	DB
21	Montaric Brown	DB
26	Donte Buckner	RB
16	Treyton Burks	WR
33	Kelin Burrle	LB
23	Devin Bush	CB
90	Vito Calvaruso	K
50	Cole Carson	OL
91	Taurean Carter	DL
46	Francisco Castro	LS
1	Jalen Catalon	DB
6	Kendall Catalon	WR
4	Malik Chavis	DB
17	Hudson Clark	DB
66	Ty Clary	OL
57	Shane Clenin	OL
85	Harper Cole	WR
3	Lucas Coley	QB
26	Kevin Compton	WR
38	Jon Conley	DB
53	Ty'Kieast Crawford	OL
76	Myron Cunningham	OL
75	Ray Curry Jr.	OL
22	Deon Edwards	LB
94	Patrick Foley	P
7	Joe Foucha	DB
5	Dorian Gerald	DL
18	Trent Gordon	DB
0	AJ Green	RB
50	Eric Gregory	DL
36	Jermain Hamilton-Jordan	DB
41	T.J. Hammonds	RB
47	Jordan Hanna	LB
59	Morgan Hanna	DL
83	Chris Harris	WR
56	Marcus Henderson	OL
27	Hayden Henry	LB
82	Hudson Henry	TE
94	Jon Hill	DL
4	Malik Hornsby	QB
31	Javion Hunt	RB
2	Ketron Jackson Jr.	WR
1	KJ Jefferson	QB
20	Dominique Johnson	RB
8	Jayden Johnson	DB
19	Khari Johnson	DB
39	Nathan Johnson	TE
9	John Stephen Jones	QB
70	Luke Jones	OL
87	Blake Kern	TE
7	Trey Knox	WR
62	Brady Latham	OL
42	Zach Lee	TE
55	Beaux Limmer	OL
29	Cam Little	K/P
13	Chase Lowery	DB
42	Sam Loy	P
65	Devon Manuel	OL
90	Marcus Miller	DL
31	Grant Morgan	LB
19	Tyson Morris	WR
93	Isaiah Nichols	DL
54	Austin Nix	OL
52	John Oehrlein	OL

NUMERICAL ROSTER

No.	Name	Pos.	Ht.	Wt.	Cl.	Exp.	Hometown (Previous School)
0	AJ Green	RB	5-11	200	Fr.	HS	Tulsa, Okla. (Union HS)
0	Markell Utsey	DL	6-4	290	R-Sr.*	TR	Little Rock, Ark. (Parkview HS/Missouri)
1	Jalen Catalon	DB	5-10	200	R-So.	1L	Mansfield, Texas (Mansfield Legacy HS)
1	KJ Jefferson	QB	6-3	245	R-So.	1L	Sardis, Miss. (North Panola HS)
2	Ketron Jackson Jr.	WR	6-2	205	Fr.	HS	Royse City, Texas (Royse City HS)
2	Myles Slusher	DB	6-0	185	So.	1L	Broken Arrow, Okla. (Broken Arrow HS)
3	Lucas Coley	QB	6-2	205	Fr.	HS	San Antonio, Texas (Cornerstone Christian School)
3	Nick Turner	DB	5-11	190	R-Fr.	RS	New Orleans, La. (Brother Martin HS)
4	Malik Chavis	DB	6-2	195	R-So.	1L	Rison, Ark. (Rison HS)
4	Malik Hornsby	QB	6-2	180	R-Fr.	RS	Missouri City, Texas (Ft. Bend Marshall HS)
5	Dorian Gerald	DL	6-3	265	R-Sr.*	2L	Florence, S.C. (College of the Canyons [Calif.])
5	Raheim Sanders	RB	6-2	225	Fr.	HS	Rockledge, Fla. (Rockledge HS)
6	Kendall Catalon	WR	5-9	185	R-Sr.	SQ	Mansfield, Texas (Southern)
6	Jacorrei Turner	DB	6-2	205	R-Fr.	RS	Atlanta, Ga. (Woodward Academy)
7	Joe Foucha	DB	5-11	205	Sr.	3L	New Orleans, La. (McDonogh 35 HS)
7	Trey Knox	WR	6-5	215	Jr.	2L	Murfreesboro, Tenn. (Blackman HS)
8	Jayden Johnson	DB	6-2	220	Fr.	HS	Cedartown, Ga. (Cedartown HS)
9	Greg Brooks Jr.	DB	5-11	185	Jr.	2L	Harvey, La. (West Jefferson HS)
9	John Stephen Jones	QB	5-11	205	R-Jr.	1L	Dallas, Texas (Highland Park HS)
10	Bumper Pool	LB	6-2	230	Sr.	3L	Lucas, Texas (Lovejoy HS)
10	De'Vion Warren	WR	5-10	195	Sr.*	4L	Monroe, La. (Ouachita Parish HS)
11	Jaquayln Crawford	WR	5-10	175	R-Jr.	TR	Rockdale, Texas (Rockdale HS/Oklahoma)
11	Mataio Soli	DL	6-4	245	Jr.	2L	Douglasville, Ga. (Douglas County HS)
13	Chase Lowery	DB	6-0	190	Fr.	HS	Frisco, Texas (Frisco HS)
13	Jaedon Wilson	WR	6-3	175	Fr.	HS	DeSoto, Texas (DeSoto HS)
14	Nathan Parodi	DB	5-9	175	R-Jr.	2L	Austin, Texas (Lake Travis HS)
14	Bryce Stephens	WR	6-0	180	Fr.	HS	Oklahoma City, Okla. (John Marshall HS)
15	Simeon Blair	DB	5-10	210	R-Jr.	2L	Pine Bluff, Ark. (Pine Bluff HS)
15	Landon Rogers	TE	6-4	210	Fr.	HS	Little Rock, Ark. (Parkview HS)
16	Treyton Burks	WR	6-3	225	Jr.	2L	Warren, Ark. (Warren HS)
16	Keuan Parker	DB	5-11	175	Fr.	HS	Tulsa, Okla. (Booker T. Washington HS)
17	Hudson Clark	DB	6-2	180	R-So.	1L	Dallas, Texas (Highland Park HS)
17	John David White	WR	5-11	185	R-So.	1L	Little Rock, Ark. (Pulaski Academy)
18	Trent Gordon	DB	5-11	190	R-Jr.	TR	Spring, Texas (Manvel HS/Penn State)
18	Kade Renfro	QB	6-3	210	R-Fr.	TR	Stephenville, Texas (Stephenville HS/Ole Miss)
19	Khari Johnson	DB	6-0	185	So.	1L	Boston, Mass. (Suffield Academy)
19	Tyson Morris	WR	6-1	205	R-Sr.*	3L	Helena-West Helena, Ark. (Fayetteville HS)
20	Dominique Johnson	RB	6-1	235	So.	1L	Crowley, Texas (Crowley HS)
20	Zach Zimos	DB	6-4	230	R-So.	1L	Sugar Land, Texas (Fort Bend Travis HS)
21	Montaric Brown	DB	6-0	190	R-Sr.	3L	Ashdown, Ark. (Ashdown HS)
21	Javion Hunt	RB	6-0	205	Fr.	HS	Oklahoma City, Okla. (Carl Albert HS)
22	Deon Edwards	LB	6-1	220	R-Sr.*	4L	Clermont, Fla. (Lake Minneola HS)
22	Trelon Smith	RB	5-9	190	R-Jr.	1L	Houston, Texas (Arizona State)
23	Devin Bush	DB	6-0	200	R-So.	SQ	New Orleans, La. (Edna Karr HS)
23	Josh Oglesby	RB	5-8	175	R-Jr.	SQ	Katy, Texas (Katy HS)
24	LaDarrius Bishop	DB	6-0	190	R-Jr.	2L	Ashdown, Ark. (Ashdown HS)
25	Marco Avant	LB	6-3	215	Fr.	HS	Forrest City, Ark. (Jonesboro HS)
26	Donte Buckner	RB	5-11	200	R-Fr.	RS	Pine Bluff, Ark. (White Hall HS)
26	Kevin Compton	DB	6-2	175	R-Fr.	RS	Pine Bluff, Ark. (Watson Chapel HS)
27	Hayden Henry	LB	6-2	225	Sr.*	4L	Little Rock, Ark. (Pulaski Academy)
28	Andrew Parker	LB	6-2	245	R-Jr.	2L	New Orleans, La. (Sophie B. Wright HS)
29	Cam Little	K/P	6-2	185	Fr.	HS	Moore, Okla. (Southmoore HS)
30	Reid Bauer	P	5-11	200	R-Jr.	1L	Magnolia, Texas (Magnolia HS)
31	Grant Morgan	LB	5-11	235	R-Sr.*	4L	Greenwood, Ark. (Greenwood HS)
32	Reid Turner	RB	5-10	190	R-So.	SQ	Farmington, Ark. (Farmington HS)
33	Kelin Burrle	LB	6-0	205	R-Fr.	RS	Harvey, La. (Helen Cox HS)
34	J.T. Towers	LB	6-4	210	R-Fr.	RS	Little Rock, Ark. (Joe T. Robinson HS)
35	Jake Yurachek	LB	6-0	230	R-Jr.	2L	Friendswood, Texas (Friendswood HS/Colorado)
36	Jermaine Hamilton-Jordan	DB	6-1	180	Fr.	HS	Kansas City, Mo. (Lincoln College Prep)
36	Erin Outley	TE	6-4	255	Fr.	HS	Little Rock, Ark. (Parkview HS)
37	Eric Thomas Jr.	DL	6-3	245	So.	1L	Pensacola, Fla. (Booker T. Washington HS)
38	Jon Conley	DB	6-0	175	R-So.	SQ	Fayetteville, Ark. (Fayetteville HS)
39	Nathan Johnson	TE	6-4	205	R-Fr.	RS	Little Rock, Ark. (Catholic HS)
40	Chris Paul Jr.	LB	6-1	240	Fr.	HS	Cordele, Ga. (Crisp County HS)
41	T.J. Hammonds	RB	5-10	195	R-Sr.*	4L	Little Rock, Ark. (Joe T. Robinson HS)
42	Zach Lee	TE	6-5	230	R-Fr.	HS	Bentonville, Ark. (Bentonville HS)
42	Sam Loy	P	6-1	195	R-Sr.*	2L	San Clemente, Calif. (Colorado)
43	Brooks Both	LB	6-0	230	R-Fr.	RS	Harrison, Ark. (Harrison HS)
44	Andy Boykin	DL	6-4	290	R-Fr.	RS	Lagrange, Ga. (Troup County HS)
45	Jackson Woodard	LB	6-3	235	R-Fr.	RS	Little Rock, Ark. (LR Christian Academy)
46	Francisco Castro	LS	6-1	210	Fr.	HS	Miami, Fla. (Columbus HS)
47	Jordan Hanna	LB	6-2	215	Fr.	HS	Greenwood, Ark. (Greenwood HS)

NUMERICAL ROSTER

No.	Name	Pos.	Ht.	Wt.	Cl.	Exp.	Hometown (Previous School)
48	Jordan Silver	LS	6-1	235	R-Sr.	3L	Branson, Mo. (Branson HS)
49	McKinley Williams	LB	6-1	210	R-Jr.	2L	Sheridan, Ark. (Sheridan HS)
50	Cole Carson	OL	6-5	305	Fr.	HS	Bogata, Texas (Rivercrest HS)
50	Eric Gregory	DL	6-4	295	R-So.	1L	Memphis, Tenn. (IMG Academy)
51	Ricky Stromberg	OL	6-4	310	Jr.	2L	Tulsa, Okla. (Union HS)
52	John Oehrlein	OL	6-1	240	R-So.	SQ	Austin, Texas (Westlake HS)
52	Solomon Wright	DL	6-0	295	Fr.	HS	Vian, Okla. (Vian HS)
53	Ty'Kieast Crawford	OL	6-5	350	So.	TR	Carthage, Texas (Carthage HS/Charlotte)
54	Austin Nix	OL	6-2	325	R-Jr.	2L	Texarkana, Ark. (Arkansas HS)
55	Beaux Limmer	OL	6-5	300	R-So.	1L	Tyler, Texas (Tyler Lee HS)
55	Tre Williams	DL	6-5	255	R-Sr.	TR	Columbia, Mo. (Rock Bridge HS/Missouri)
56	Marcus Henderson	OL	6-5	290	R-Fr.	RS	Memphis, Tenn. (Memphis University School)
56	Zach Williams	DL	6-4	255	Jr.	2L	Little Rock, Ark. (Joe T. Robinson HS)
57	Shane Clinin	OL	6-6	325	R-Sr.	3L	Festus, Mo. (Jefferson HS)
58	Jashaud Stewart	DL	6-2	240	So.	1L	Jonesboro, Ark. (Jonesboro HS)
62	Brady Latham	OL	6-5	305	R-So.	1L	Jenks, Okla. (Jenks HS)
63	Terry Wells	OL	6-5	310	Fr.	HS	Parkin, Ark. (Wynne HS)
65	Devon Manuel	OL	6-9	370	Fr.	HS	Sunset, La. (Beau Chene HS)
66	Ty Clary	OL	6-4	315	Sr.*	4L	Fayetteville, Ark. (Fayetteville HS)
67	Josh Street	OL	6-6	290	Fr.	HS	Bentonville, Ark. (Bentonville HS)
70	Luke Jones	OL	6-5	310	R-Jr.	1L	Little Rock, Ark. (Pulaski Academy/Notre Dame)
71	Ryan Winkel	OL	6-6	310	R-Jr.	2L	Memphis, Tenn. (Christian Brothers HS)
72	Drew Vest	OL	6-6	315	R-So.	SQ	Searcy, Ark. (Searcy HS)
74	Jalen St. John	OL	6-5	330	R-Fr.	RS	St. Louis, Mo. (Trinity Catholic HS)
75	Ray Curry Jr.	OL	6-5	315	R-Fr.	RS	Memphis, Tenn. (White Station HS)
76	Myron Cunningham	OL	6-6	325	R-Sr.*	2L	Warren, Ohio (Iowa Central CC)
78	Dalton Wagner	OL	6-9	330	R-Sr.	3L	Spring Grove, Ill. (Richmond Burton HS)
79	Dylan Rathcke	OL	6-5	300	R-So.	SQ	Baton Rouge, La. (University Lab HS)
80	Matthew Phillips	K/P	5-10	175	R-Jr.	1L	Brentwood, Tenn. (Brentwood HS)
80	Collin Sutherland	TE	6-5	245	R-Fr.	RS	Flower Mound, Texas (Marcus HS)
81	Darin Turner	WR	6-3	205	R-Fr.	RS	Memphis, Tenn. (Central HS)
82	Hudson Henry	TE	6-5	255	R-So.	1L	Little Rock, Ark. (Pulaski Academy)
83	Chris Harris	WR	5-10	190	R-Fr.	SQ	Dumas, Ark. (Dumas HS)
84	Warren Thompson	WR	6-3	205	R-Jr.	TR	Seffner, Fla. (Armwood HS/Florida State)
85	Harper Cole	WR	5-9	180	R-Fr.	RS	Aurora, Ill. (Waubonsie Valley HS)
87	Blake Kern	TE	6-4	265	R-Sr.*	3L	Lamar, Ark. (Lamar HS)
89	Nathan Bax	TE	6-4	255	R-So.	1L	Jefferson City, Mo. (Helias Catholic HS/III. St.)
90	Vito Calvaruso	K	6-2	200	So.	1L	Jefferson City, Mo. (Helias Catholic HS)
90	Marcus Miller	DL	6-5	295	R-So.	1L	Warren, Ark. (Warren HS)
91	Taurean Carter	DL	6-3	305	R-So.	1L	Mansfield, Texas (Mansfield Legacy HS)
92	Cameron Ball	DL	6-5	310	Fr.	HS	Atlanta, Ga. (Tri-Cities HS)
93	Isaiah Nichols	DL	6-3	300	R-Jr.	2L	Springdale, Ark. (Springdale HS)
94	Patrick Foley	P	6-3	200	Fr.	HS	Omaha, Neb. (Creighton Prep)
94	Jon Hill	DL	6-5	250	Fr.	HS	Dumas, Ark. (Dumas HS)
95	Morgan Hanna	DL	6-4	245	R-So.	SQ	Greenwood, Ark. (Greenwood HS)
97	Jalen Williams	DL	6-3	310	Jr.	TR	Tylertown, Miss. (Tylertown HS/Jones College)
99	John Ridgeway	DL	6-6	320	R-Sr.	TR	Bloomington, Ill. (Bloomington HS/III. St.)

Roster by Class: Senior - 21 | Junior - 25 | Sophomore - 27 | Freshman - 46

FOOTBALL STAFF

Coaching Staff

Sam Pittman Head Coach.....	2nd Season
Barry Odom Assoc. Head Coach/DC/Safeties.....	2nd Season
Scott Fountain Asst. HC/Special Teams Coord.....	2nd Season
Kendal Briles Offensive Coordinator/QBs.....	2nd Season
Jermial Ashley Defensive Line.....	1st Season
Sam Carter Cornerbacks.....	2nd Season
Kenny Gulton Wide Receivers.....	1st Season
Cody Kennedy Offensive Line.....	1st Season
Dowell Loggains Tight Ends.....	1st Season
Michael Scherer Linebackers.....	2nd Season
Jimmy Smith Running Backs.....	2nd Season

Graduate Assistants

Scott Winterton Special Teams.....	2nd Season
Demerick Gary Defense.....	1st Season
KreSean Reed Defense.....	2nd Season
Ryan Yurachek Offense.....	2nd Season
Alex Norton Video.....	1st Season
Austin Van Poucke Operations.....	3rd Season

Quality Control

Michael Anthony Offense.....	2nd Season
Mark Cala Offense.....	2nd Season
Kenji Jackson Defense.....	2nd Season
Mike Krysl Special Teams.....	2nd Season
Collin Geier Defense.....	1st Season
Jake Trump Defense.....	2nd Season

Support Staff

Patrick Doherty Football Operations.....	2nd Season
Amanda Gilpin Asst. Football Operations.....	2nd Season
Jamil Walker Strength & Conditioning.....	2nd Season
Ed Ellis Assoc. Strength & Conditioning.....	2nd Season
Dave Polanski Athletic Training.....	4th Season
Dustin Shippey Video.....	2nd Season
Jake Rosch Equipment.....	8th Season
Butler Benton Recruiting/Player Personnel.....	1st Season
Fernando Velasco Player Development.....	2nd Season

ALPHABETICAL ROSTER

No.	Name	Pos.
23	Josh Oglesby.....	RB
36	Erin Outley.....	TE
28	Andrew Parker.....	LB
16	Keuan Parker.....	DB
28	Andrew Parker.....	LB
14	Nathan Parodi.....	DB
40	Chris Paul Jr.....	LB
80	Matthew Phillips.....	P
10	Bumper Pool.....	LB
79	Dylan Rathcke.....	OL
18	Austin Renfro.....	QB
99	John Ridgeway.....	DL
15	Landon Rogers.....	TE
5	Raheim Sanders.....	RB
48	Jordan Silver.....	LS
2	Myles Slusher.....	DB
22	Trelon Smith.....	RB
11	Mataio Soli.....	DL
74	Jalen St. John.....	OL
14	Bryce Stephens.....	WR
58	Jashaud Stewart.....	DL
67	Josh Street.....	OL
51	Ricky Stromberg.....	OL
80	Collin Sutherland.....	TE
37	Eric Thomas Jr.....	DL
84	Warren Thompson.....	WR
34	J.T. Towers.....	LB
81	Darin Turner.....	WR
6	Jacorrei Turner.....	LB
3	Nick Turner.....	DB
32	Reid Turner.....	RB
0	Markell Utsey.....	DL
72	Drew Vest.....	OL
78	Dalton Wagner.....	OL
10	De'Vion Warren.....	WR
63	Terry Wells.....	OL
17	John David White.....	WR
97	Jalen Williams.....	DL
49	McKinley Williams.....	LB
55	Tre Williams.....	DL
56	Zach Williams.....	DL
13	Jaedon Wilson.....	WR
71	Ryan Winkel.....	OL
45	Jackson Woodard.....	LB
52	Solomon Wright.....	DL
35	Jake Yurachek.....	LB
20	Zach Zimos.....	DB

PRONUNCIATIONS

Kelin Burrie.....	KEY-lin buri
Treyton Burks.....	tray-luhn
Taurean Carter.....	Tore-ee-an
Jaquayln Crawford.....	ja-kway-lin
Ty'Kieast Crawford.....	ty-KEAST
Joe Foucha.....	foo-SHAY
Malik Hornsby.....	ma-leek
Khari Johnson.....	kah-ree
Keuan Parker.....	kee-wahn
Nathan Parodi.....	pa-ro-DEE
Dylan Rathcke.....	wrath-key
Trelon Smith.....	tray-lawn
Mataio Soli.....	mah-TYE-oh
Jashaud Stewart.....	ja-shawd
Markell Utsey.....	UTT-see
Zach Zimos.....	ZIE-mus



JALEN CATALON

1

Defensive Back | 5-10 | 200 | R-Sophomore
Mansfield, Texas | Mansfield Legacy HS

QUICK HITS

- 2020 Thorpe Award Semifinalist, only 2nd in school history, joining NFL Hall of Famer Steve Atwater.
- Led the country in tackles by a freshman in 2020.
- Tied for the team lead in interceptions in 2020.
- Picked off his first career pass vs. Ole Miss, returning it for a TD in win.
- Brother Kendall Catalon is a wide receiver for the Razorbacks.

CAREER STATS

	GP/GS	UA	A	TOT	TFL-YDS	SCK-YDS	FF	FR-YDS	INT-YDS	QBH	BRUP
2019	4/0	3	3	6	0.0-0	0.0-0	1	0-0	0-0	0	1
2020	9/8	51	48	99	0.5-1	0.0-0	2	1-0	3-44	0	4
TOTAL	14/9	54	51	105	0.5-1	0.0-0	3	1-0	3-44	0	5

GAME-BY-GAME STATS

	GP/GS	UA	A	TOT	TFL-YDS	SCK-YDS	FF	FR-YDS	INT-YDS	QBH	BRUP
RICE											
TEXAS											
GEORGIA SOUTHERN											
vs. Texas A&M											
at Georgia											
at Ole Miss											
AUBURN											
UAPB											
MISSISSIPPI STATE											
at LSU											
at Alabama											
MISSOURI											
TOTAL											

SEASON HIGHS

Tackles
Tackles For Loss
Sacks
QB Hurries
Pass Breakups
Forced Fumbles
Fumble Recoveries
Interceptions

CAREER HIGHS

Tackles	16 vs. LSU (11/21/20)
Double Figure Tackle Games	6 last vs. Alabama (12/12/20)
Tackles For Loss	1.5 vs. LSU (11/21/20)
Sacks	
QB Hurries	
Pass Breakups	2 at Florida (11/14/20)
Forced Fumbles	1 (3x) last vs. Tennessee (11/7/20)
Fumble Recoveries	1 vs. Ole Miss (10/17/20)
Interceptions	1 (3x) last at Florida (11/14/20)



KJ JEFFERSON

1

Quarterback | 6-3 | 245 | R-Sophomore
Sardis, Miss. | North Panola HS

QUICK HITS

- Named season opening starter for the first time in his career.
- Last year against Missouri, became the first Arkansas QB to throw for at least 270 yards with three passing TDs and at least one rushing TD since 2010 in his only start of the year.
- In 2019 made first career start against then-No 1 LSU.
- Consensus four-star prospect, and rated No. 4 dual-threat QB nationally by 247Sports and No. 12 player in Mississippi by Rivals.
- At North Panola HS totaled 40 wins, 9,582 passing yards, 2,922 rushing yards & 143 total TDs.

CAREER STATS

	PASSING							RUSHING				
	GP/GS	COMP	ATT	PCT	YDS	TD	INT	LNG	ATT	YDS	AVG	TD
2019	3/1	14	31	45.2	197	0	1	38	30	58	1.9	2
2020	5/1	20	41	48.8	295	3	0	68	28	67	2.4	2
TOTAL	8/2	34	72	47.2	492	3	1	68	58	125	2.2	4

GAME-BY-GAME STATS

	GP/GS	COMP	ATT	PCT	YDS	TD	INT	LNG	ATT	YDS	AVG	TD
RICE												
TEXAS												
GEORGIA SOUTHERN												
vs. Texas A&M												
at Georgia												
at Ole Miss												
AUBURN												
UAPB												
MISSISSIPPI STATE												
at LSU												
at Alabama												
MISSOURI												
TOTAL												

SEASON HIGHS

Pass Attempts
Completions
Pass Yards
Pass TDs
Long Pass
Completion %
Rushes
Rush Yards
Rush TDs
Long Rush

CAREER HIGHS

Pass Attempts	33 at Missouri (12/5/20)
Completions	18 at Missouri (12/5/20)
Pass Yards	274 at Missouri (12/5/20)
Pass TDs	3 at Missouri (12/5/20)
Long Pass	68 at Missouri (12/5/20)
Completion %	54.6% at Missouri (12/5/20)
Rushes	16 vs. Western Kentucky (11/9/19)
Rush Yards	32 (2x) last at Missouri (12/5/20)
Rush TDs	1 (4x) last at Missouri (12/5/20)
Long Rush	21 vs. Mississippi State (11/2/19)



JOE FOUCHA

7

Defensive Back | 5-11 | 205 | Senior
New Orleans, La. | McDonogh 35 HS

QUICK HITS

- Team's fourth leading tackler in 2020, tied with Greg Brooks Jr. with 3.0 TFL to lead Arkansas defensive backs.
- Had 10 stops in Arkansas win over Ole Miss in 2020, the team's first home win over an SEC opponent since 2016.
- Intercepted a career-high two passes last year in win at Mississippi State, earning SEC co-Defensive Player of the Week.
- House flooded during Hurricane Katrina - moved to Texas, moved back to NOLA later.

CAREER STATS

	GP/GS	UA	A	TOT	TFL-YDS	SCK-YDS	FF	FR-YDS	INT-YDS	QBH	BRUP
2018	9/1	6	5	11	0.0-0	0.0-0	0	0-0	0-0	0	0
2019	12/12	44	43	87	1.0-2	0.0-0	0	1-0	1-20	1	4
2020	10/8	18	42	60	3.0-6	1.0-1	1	1-0	2-26	0	3
TOTAL	31/21	78	90	158	4.0-8	1.0-1	1	2-0	3-46	1	7

GAME-BY-GAME STATS

	GP/GS	UA	A	TOT	TFL-YDS	SCK-YDS	FF	FR-YDS	INT-YDS	QBH	BRUP
RICE											
TEXAS											
GEORGIA SOUTHERN											
vs. Texas A&M											
at Georgia											
at Ole Miss											
AUBURN											
UAPB											
MISSISSIPPI STATE											
at LSU											
at Alabama											
MISSOURI											
TOTAL											

SEASON HIGHS

Tackles
Tackles For Loss
Sacks
QB Hurries
Pass Breakups
Forced Fumbles
Interceptions

CAREER HIGHS

Tackles13 at Alabama (10/26/19)
Double-Digit Tackle Games2 last vs. Ole Miss (10/17/20)
Tackles For Loss1.0 (2x) last vs. Tennessee (11/7/20)
Sacks1.0 vs. Tennessee (11/7/20)
QB Hurries1 vs. San Jose State (9/21/19)
Pass Breakups2 vs. Portland State (8/31/19)
Forced Fumbles1 vs. LSU (11/21/20)
Interceptions2 at Mississippi State (10/3/20)



TREY KNOX

7

Wide Receiver | 6-5 | 215 | Junior
Murfreesboro, Tenn. | Blackman HS

QUICK HITS

- 1 of 2 returning Arkansas wide receivers to play in all 10 games last year (Tyson Morris).
- Finished fourth on the team in 2019 in both catches (28) and yards (385).
- Among SEC freshman, finished third in the league in receiving yards (385), receiving yards per game (35.0) and receptions per game (2.54).
- 49-yard catch in 2019 against Ole Miss was the longest by an Arkansas true freshman since Hunter Henry (2013).
- Loves country music - big Luke Bryan fan.

CAREER STATS

	GP/GS	REC	YDS	AVG	TD	LNG	ATT	YDS	AVG	TD	LNG
2019	11/11	28	385	13.8	3	49	0	0	0.0	0	0
2020	10/6	7	70	10.0	0	12	0	0	0.0	0	0
TOTAL	21/17	35	455	13.0	3	49	0	0	0.0	0	0

GAME-BY-GAME STATS

	GP/GS	REC	YDS	AVG	TD	LNG	ATT	YDS	AVG	TD	LNG
RICE											
TEXAS											
GEORGIA SOUTHERN											
vs. Texas A&M											
at Georgia											
at Ole Miss											
AUBURN											
UAPB											
MISSISSIPPI STATE											
at LSU											
at Alabama											
MISSOURI											
TOTAL											

SEASON HIGHS

Receptions
Receiving Yards
Receiving Touchdowns
Long Reception

CAREER HIGHS

Receptions8 vs. San Jose State (9/21/19)
Receiving Yards90 vs. Colorado State (9/14/19)
Receiving Touchdowns1 (23) last vs. Missouri (11/29/19)
Long Reception49 at Ole Miss (9/7/19)



GREG BROOKS JR.

9

Defensive Back | 5-11 | 185 | Junior
Harvey, La | West Jefferson HS

QUICK HITS

- Finished the 2020 season sixth on the team in tackles.
- Scored a pick six in 2020's first win at Mississippi State.
- DNP in 2020 finale against Alabama, only missed game of his career.
- Intercepted first career pass in the 2019 season finale against Missouri.
- Dad, Greg Brooks Sr., played collegiately as a DB at Michigan and Southern Miss before being drafted in the sixth round of the 2004 NFL Draft by Cincinnati.

CAREER STATS

	GP/GS	UA	A	TOT	TFL-YDS	SCK-YDS	FF	FR-YDS	INT-YDS	QBH	BRUP
2019	12/12	13	12	25	0.0-0	0.0-0	0	0-0	1-6	1	3
2020	9/8	22	17	39	2.0-5	0.0-0	0	0-0	2-79	2	1
TOTAL	21/20	35	29	64	2.0-5	0.0-0	0	0-0	3-85	3	4

GAME-BY-GAME STATS

	GP/GS	UA	A	TOT	TFL-YDS	SCK-YDS	FF	FR-YDS	INT-YDS	QBH	BRUP
RICE											
TEXAS											
GEORGIA SOUTHERN											
vs. Texas A&M											
at Georgia											
at Ole Miss											
AUBURN											
UAPB											
MISSISSIPPI STATE											
at LSU											
at Alabama											
MISSOURI											
TOTAL											

SEASON HIGHS

Tackles
Tackles For Loss
Sacks
QB Hurries
Interceptions
Pass Breakups
Forced Fumbles
Fumble Recoveries

CAREER HIGHS

Tackles	7 vs. Ole Miss (10/17/20)
Tackles For Loss	1.5 vs. Ole Miss (10/17/20)
Sacks	
QB Hurries	1 (3x) last vs. Ole Miss (10/17/20)
Interceptions	1 (3x) last vs. Ole Miss (10/17/20)
Interception Return Yards	69 at Mississippi State (10/3/20)
Pass Breakups	2 at Ole Miss (9/07/19)
Forced Fumbles	
Fumble Recoveries	



BUMPER POOL

10

Linebacker | 6-2 | 230 | Senior
Lucas, Texas | Lovejoy HS

QUICK HITS

- One of nine players in the country to log more than 190 tackles over the last two seasons (2019-20).
- Finished second on the team last year in tackles.
- Totaled a career-high 20 tackles at Mississippi State last year, the most by a Razorback since 2010 and earned SEC co-Defensive Player of the Week.
- Father, sister, grandfather, two aunts and two cousins are all graduates of Arkansas.
- Sister, Maddie, is the Arkansas Assistant Director of On-Campus Recruiting.

CAREER STATS

	GP/GS	UA	A	TOT	TFL-YDS	SCK-YDS	FF	FR-YDS	INT-YDS	QBH	BRUP
2018	10/4	14	15	29	2.5-4	0.0-0	0	1-60	0-0	1	4
2019	12/12	38	56	94	6.5-12	0.5-3	0	0-0	0-0	1	5
2020	9/9	40	61	101	6.5-11	0.5-3	0	0-0	0-0	1	5
TOTAL	31/25	92	132	224	15.5-27	1.0-6	0	1-60	0-0	3	14

GAME-BY-GAME STATS

	GP/GS	UA	A	TOT	TFL-YDS	SCK-YDS	FF	FR-YDS	INT-YDS	QBH	BRUP
RICE											
TEXAS											
GEORGIA SOUTHERN											
vs. Texas A&M											
at Georgia											
at Ole Miss											
AUBURN											
UAPB											
MISSISSIPPI STATE											
at LSU											
at Alabama											
MISSOURI											
TOTAL											

SEASON HIGHS

Tackles
Tackles For Loss
Sacks
Interceptions
Interception Return Yards
QB Hurries
Pass Breakups
Forced Fumbles
Fumble Recoveries

CAREER HIGHS

Tackles	20 at #16 Mississippi State (10/3/20)
Tackles For Loss	3.0 at Texas A&M (10/31/20)
Double-Digit Tackle Games	9 last vs. Alabama (12/12/20)
Sacks	0.5 (2x) last vs. Georgia (9/26/20)
QB Hurries	1 (3x) last vs. Tennessee (11/7/20)
Interceptions	
Interception Return Yards	2 at Mississippi State (10/3/20)
Pass Breakups	2 at Mississippi State (10/3/20)
Forced Fumbles	1 at Colorado State (9/8/18)
Fumble Recoveries	1 vs. Eastern Illinois (9/1/18)



De'VION WARREN

10

Wide Receiver | 5-10 | 186 | Senior
Monroe, La. | Ouachita Parish HS

QUICK HITS

- Set career highs in every receiving statistic in 2020, played in 7 games, tore ACL at Florida.
- Recorded his first career 100-yard game with 100 yards on four catches, including a TD last year in the win at Mississippi State.
- Career 25.0 kickoff return average ranks third in school history behind Dickey Morton (26.14, 1971-73) and Felix Jones (28.2, 2005-07).
- 28.5 kickoff return average in 2018 ranks third for a single-season in program history and his 26.4 kickoff return average in 2017 ranks fourth.
- Totaled 1,500 career return yards, the third most in program history behind Felix Jones

CAREER STATS

	RECEIVING					RUSHING					KICK RETURN				
	GP/GS	REC	YDS	AVG	TD	LNG	ATT	YDS	AVG	TD	LNG	RET	YDS	TD	LNG
2017	12/0	1	5	5.0	0	5	2	10	5.0	0	6	29	765	1	100
2018	9/0	3	14	4.7	1	0	2	-3	-1.5	0	10	14	399	0	78
2019	9/0	4	19	4.8	0	15	5	51	10.2	0	17	16	326	0	37
2020	7/6	15	278	18.5	3	52	4	35	8.8	0	22	6	120	0	32
TOTAL	37/6	23	316	13.8	4	52	13	93	7.2	0	22	65	1610	1	100

GAME-BY-GAME STATS

	RECEIVING					RUSHING					KICK RETURN				
	GP/GS	REC	YDS	AVG	TD	LNG	ATT	YDS	AVG	TD	LNG	RET	YDS	TD	LNG
RICE															
TEXAS															
GEORGIA SOUTHERN															
vs. Texas A&M															
at Georgia															
at Ole Miss															
AUBURN															
UAPB															
MISSISSIPPI STATE															
at LSU															
at Alabama															
MISSOURI															
TOTAL															

SEASON HIGHS

Receptions
Receiving Yards
Receiving Touchdowns
Long Reception
Rushes
Rushing Yards
Rushing Touchdowns
Long Rush
Punt Returns
Long Punt Return
Kickoff Returns
Kickoff Return Yards
Kickoff Return Touchdowns

CAREER HIGHS

Receptions4 at Mississippi State (10/3/20)
Receiving Yards100 at Mississippi State (10/3/20)
Receiving Touchdowns1 (2x) last at Mississippi State (10/3/20)
Long Reception52 at Mississippi State (10/3/20)
Rushes3 vs. Portland State (8/31/19)
Rushing Yards41 vs. Tennessee (11/7/20)
Rushing TouchdownsNone
Long Rush22 vs. Tennessee (11/7/20)
Punt ReturnsNone
Long Punt ReturnNone
Kickoff Returns5 (2x) last vs. Coastal Carolina (11/4/17)



TREYLON BURKS

16

Wide Receiver | 6-3 | 225 | Junior
Warren, Ark. | Warren HS

QUICK HITS

- Caught 10 passes for a career-best 206 yards at Missouri, first Razorback since 2012 to eclipse 200 receiving yards in a game.
- First Razorback to record a receiving TD in three straight games since Jonathan Nance in 2017.
- TD grab vs. Ole Miss was No. 1 on SportsCenter that night.
- Posted a career day in win vs. Ole Miss with 11 catches, 137 yards, a TD and 46 yards rushing - first Razorback with 10+ catches since 2012.
- Recorded his first career TD and 100-yard game in opener vs. No. 4 Georgia.
- Finished second in 2019 among SEC freshman in receiving yards per catch (16.4 ypc) and yards per game (43.2 ypg).
- Was second on the team in 2019 with 866 all-purpose yards.
- Became the first Arkansas true freshman receiver with 400+ yards in a season since Marcus Monk (569) in 2004.

CAREER STATS

	RECEIVING					RUSHING				
	GP/GS	REC	YDS	AVG	TD	LNG	ATT	YDS	AVG	TD
2019	11/9	29	475	16.4	0	38	9	35	3.9	0
2020	9/9	51	820	16.1	7	68	15	75	5.0	0
TOTAL	20/18	80	1,295	16.2	7	68	24	110	4.6	0

GAME-BY-GAME STATS

	RECEIVING					RUSHING				
	GP/GS	REC	YDS	AVG	TD	LNG	ATT	YDS	AVG	TD
RICE										
TEXAS										
GEORGIA SOUTHERN										
vs. Texas A&M										
at Georgia										
at Ole Miss										
AUBURN										
UAPB										
MISSISSIPPI STATE										
at LSU										
at Alabama										
MISSOURI										
TOTAL										

SEASON HIGHS

Receptions
Receiving Yards
Receiving Touchdowns
Long Reception
Rushes
Rushing Yards
Long Rush

CAREER HIGHS

Receptions11 vs. Ole Miss (10/17/20)
Receiving Yards206 at Missouri (12/5/20)
Receiving Touchdowns2 at Texas A&M (10/31/20)
Long Reception68 at Missouri (12/5/20)
Rushes4 (4x) last vs. Ole Miss (10/17/20)
Rushing Yards46 vs. Ole Miss (10/17/20)
Long Rush18 vs. Ole Miss (10/17/20)



TYSON MORRIS

19

Wide Receiver | 6-1 | 205 | R-Senior
Helena-West Helena, Ark. | Central Oklahoma



QUICK HITS

- Finished fourth on the team in 2019 with 11.9 ypc.
- Began Arkansas career as walk-on, placed on scholarship in August 2019.
- Father, Isaiah Morris, played basketball at Arkansas from 1990-92 - drafted by Miami Heat.
- Won the Arkansas Class 7A state championship as a senior in 2015
- Transferred from Central Oklahoma in 2017.

CAREER STATS

	GP/GS	RECEIVING				TD	RUSHING				TD	LNG
		REC	YDS	AVG	LNG		ATT	YDS	AVG	LNG		
2018	11/0	4	30	7.5	11	1	0	0	0.0	0	0	0
2019	11/0	13	155	11.9	30	1	0	0	0.0	0	0	0
2020	10/0	7	67	9.6	17	1	0	0	0.0	0	0	0
TOTAL	32/0	24	252	10.5	30	3	0	0	0.0	0	0	0

GAME-BY-GAME STATS

	GP/GS	RECEIVING				TD	LNG	RUSHING				TD	LNG
		REC	YDS	AVG	LNG			ATT	YDS	AVG	LNG		
RICE													
TEXAS													
GEORGIA SOUTHERN													
vs. Texas A&M													
at Georgia													
at Ole Miss													
AUBURN													
UAPB													
MISSISSIPPI STATE													
at LSU													
at Alabama													
MISSOURI													
TOTAL													

SEASON HIGHS

Receptions
Receiving Yards.....
Receiving Touchdowns.....
Long Reception

CAREER HIGHS

Receptions4 vs. San Jose State (9/21/19)
Receiving Yards.....60 vs. San Jose State (9/21/19)
Receiving Touchdowns.....1 (3x) last at Texas A&M (10/31/20)
Long Reception30 vs. San Jose State (9/21/19)



MONTARIC BROWN

21

Defensive Back | 6-0 | 190 | R-Senior
Ashdown, Ark. | Ashdown HS

QUICK HITS

- Picked off his second career pass in 2020 season opener vs. No. 4 Georgia.
- Finished the 2019 season tied for fifth on the team in tackles (39).
- Recorded a career-best six tackles in the 2019 season finale against Missouri.
- Picked off Texas A&M QB Kellen Mond in the end zone for his first career INT against Texas A&M.
- Nickname - Buster - given to him by HS coach & town of Ashdown, Ark.
- Consensus four-star prospect and No. 1 player in Arkansas.

CAREER STATS

	GP/GS	UA	A	TOT	TFL-YDS	SCK-YDS	FF	FR-YDS	INT-YDS	QBH	BRUP
2018	11/3	8	1	9	0.0-0	0.0-0	0	0-0	0-0	0	1
2019	10/10	25	14	39	1.0-3	0.0-0	0	1-0	1-12	0	3
2020	8/8	20	11	31	2.0-7	0.0-0	1	0-0	1-0	1	6
TOTAL	29/21	53	26	79	3.0-10	0.0-0	1	1-0	2-12	0	10

GAME-BY-GAME STATS

	GP/GS	UA	A	TOT	TFL-YDS	SCK-YDS	FF	FR-YDS	INT-YDS	QBH	BRUP
RICE											
TEXAS											
GEORGIA SOUTHERN											
vs. Texas A&M											
at Georgia											
at Ole Miss											
AUBURN											
UAPB											
MISSISSIPPI STATE											
at LSU											
at Alabama											
MISSOURI											
TOTAL											

SEASON HIGHS

Tackles
Double-Figure Tackle Games.....
Tackles For Loss.....
Sacks.....
Interceptions
Interception Return Yards
QB Hurries
Pass Breakups.....
Forced Fumbles

CAREER HIGHS

Tackles6 (2x) last vs. Alabama (12/12/20)
Double-Figure Tackle Games.....None
Tackles For Loss.....1.0 (3x) last at Florida (11/14/20)
Sacks.....None
Interceptions1 (2x) last vs. Georgia (9/26/20)
Interception Return Yards12 vs. Texas A&M (9/28/19)
QB Hurries.....None
Pass Breakups.....2 (2x) last at Missouri (12/5/20)
Forced Fumbles1 vs. LSU (11/21/20)



TRELON SMITH

22

Running Back | 5-9 | 190 | R-Junior
Houston, Texas | Arizona State

QUICK HITS

- Ranked 10th in the SEC in rushing (710 yards) in 2020.
- Ran for a career-best 172 yards at Missouri scoring three TDs to become first Arkansas RB to score three TDs in a game since 2015.
- Recorded his first career 100-yard game at No. 6 Florida, rushing for 118 yards on just eight carries thanks to a career-best 83-yard TD run for his first career rushing TD.
- In his first career start at Auburn, rushed for 81 yards and caught six passes for a career-high 78 yards and his first score.
- Did not play during the 2019 season at Arkansas due to NCAA transfer regulations.

CAREER STATS

	RUSHING					RECEIVING						
	GP/GS	ATT	YDS	AVG	TD	LNG	REC	YDS	AVG	TD	LNG	
2017	4/0	1	4	4.0	0	4	0	0	0	0	0	0
2018	4/0	11	56	5.1	0	19	4	22	5.5	0	7	7
2019	--- DNP due to transfer rules ---											
2020	10/4	134	710	5.3	5	83	22	159	7.2	1	25	25
TOTAL	18/4	146	760	5.2	5	83	26	157	6.1	1	25	

* 2017 & 2018 at Arizona State

GAME-BY-GAME STATS

	RUSHING					RECEIVING						
	GP/GS	ATT	YDS	AVG	TD	LNG	REC	YDS	AVG	TD	LNG	
RICE												
TEXAS												
GEORGIA SOUTHERN												
vs. Texas A&M												
at Georgia												
at Ole Miss												
AUBURN												
UAPB												
MISSISSIPPI STATE												
at LSU												
at Alabama												
MISSOURI												
TOTAL												

SEASON HIGHS

Rushes	
Rushing Yards	
Rushing Touchdowns	
Long Rush	
100-Yard Games	
Receptions	
Receiving Yards	
Receiving Touchdowns	
Long Reception	

CAREER HIGHS

Rushes	26 at Missouri (12/5/20)
Rushing Yards	172 at Missouri (12/5/20)
Rushing Touchdowns	3 at Missouri (12/5/20)
Long Rush	83 at Florida (11/14/20)
100-Yard Games	2 - last at Missouri (12/5/20)
Receptions	6 at #13 Auburn (10/10/20)
Receiving Yards	78 at #13 Auburn (10/10/20)
Receiving Touchdowns	1 at #13 Auburn (10/10/20)
Long Reception	25 at #13 Auburn (10/10/20)



HAYDEN HENRY

27

Linebacker | 6-2 | 225 | R-Senior
Little Rock, Ark. | Pulaski Academy



QUICK HITS

- Recorded first career sack in the 2019 season opener against Portland State.
- Forced a fumble that was returned for a TD by LaDarius Bishop against Colorado State in 2019.
- Named 2018 & 2019 Fall SEC Academic Honor Roll.
- Razorback Bloodline: Grandfather, Skip Coffman, played basketball (1957-62), father, Mark, played football (1988-91), brothers Hunter (2013-15) & Hudson (current) play FB.
- Brother Hunter is a tight end for the Los Angeles Chargers.
- Razorback Bloodline: Grandfather, Skip Coffman, played basketball (1957-62), father, Mark, played football (1988-91), brothers Hunter (2013-15) & Hudson (current) play FB.

CAREER STATS

	GP/GS	UA	A	TOT	TFL-YDS	SCK-YDS	FF	FR-YDS	INT-YDS	QBH	BRUP
2017	12/0	3	0	3	0.0-0	0.0-0	0	0-0	0-0	0	0
2018	12/1	9	15	24	0.0-0	0.0-0	0	0-0	0-0	0	0
2019	10/0	16	15	31	2.5-9	1.0-7	1	0-0	0-0	0	2
2020	10/3	14	11	25	3.0-11	1.0-8	0	0-0	0-0	0	1
TOTAL	44/4	42	41	83	5.5-20	2.0-15	1	0-0	0-0	0	3

GAME-BY-GAME STATS

	GP/GS	UA	A	TOT	TFL-YDS	SCK-YDS	FF	FR-YDS	INT-YDS	QBH	BRUP
RICE											
TEXAS											
GEORGIA SOUTHERN											
vs. Texas A&M											
at Georgia											
at Ole Miss											
AUBURN											
UAPB											
MISSISSIPPI STATE											
at LSU											
at Alabama											
MISSOURI											
TOTAL											

SEASON HIGHS

Tackles	
Tackles For Loss	
Sacks	
Interceptions	
Interception Return Yards	
QB Hurries	
Pass Breakups	
Forced Fumbles	

CAREER HIGHS

Tackles	8 (2x) last vs. Ole Miss (10/17/20)
Tackles For Loss	2.0 vs. Ole Miss (10/17/20)
Sacks	1.0 (2x) last at Auburn (10/10/20)
Interceptions	None
Interception Return Yards	None
QB Hurries	None
Pass Breakups	1 (3x) last vs. Ole Miss (10/17/20)
Forced Fumbles	1 vs. Colorado State (9/14/19)



GRANT MORGAN

31

Linebacker | 5-11 | 235 | R-Senior
Greenwood HS | Greenwood, Ark.



QUICK HITS

- Began Arkansas career as walk-on, placed on scholarship Aug. 2018 - Burlsworth Trophy finalist. Also a Butkus Award semifinalist, which is awarded to the nation's top linebacker.
- Walter Camp and AFCA Second Team All-American, First Team All-SEC (AP and Coaches).
- Led the SEC in 2020 in total tackles, ranked third in the country in tackles.
- Two games last year with 19 tackles, four games with 15+ tackles, double-digit tackles.
- Recorded 19 tackles, 3.0 TFL, 1.0 sack, 2 PBU and an interception returned for a TD against Ole Miss earned SEC, Nagurski and Bednarik Player of the Week honors.
- Missed first game in four seasons in the season finale against Alabama due to injury.
- Earned undergraduate degree in 2019 in kinesiology, earned graduate degree in 2020 in operations management, plans on enrolling in medical school after playing career.
- Married wife Sydnie Morgan, a former Arkansas Tech softball player, in 2019.
- Brother of former Arkansas wide receiver Drew Morgan.

CAREER STATS

	GP/GS	UA	A	TOT	TFL-YDS	SCK-YDS	FF	FR-YDS	INT-YDS	QBH	BRUP
2017	12/0	22	16	38	3.5-15	1.0-9	1	0-0	0-0	2	2
2018	12/0	8	16	24	2.5-4	0.0-0	0	0-0	0-0	2	1
2019	12/0	9	30	39	3.0-14	1.0-8	0	0-0	0-0	0	0
2020	9/9	40	71	111	7.5-23	2.0-9	0	0-0	1-23	2	5
TOTAL	45/9	79	133	212	16.5-56	4.0-26	1	0-0	1-23	6	8

GAME-BY-GAME STATS

	GP/GS	UA	A	TOT	TFL-YDS	SCK-YDS	FF	FR-YDS	INT-YDS	QBH	BRUP
RICE											
TEXAS											
GEORGIA SOUTHERN											
vs. Texas A&M											
at Georgia											
at Ole Miss											
AUBURN											
UAPB											
MISSISSIPPI STATE											
at LSU											
at Alabama											
MISSOURI											
TOTAL											

SEASON HIGHS

Tackles
Tackles For Loss
Sacks
Interceptions
Interception Return Yards
QB Hurries
Pass Breakups
Forced Fumbles
Fumble Recoveries

CAREER HIGHS

Tackles19 (2x) last vs. LSU (11/21/20)
Tackles For Loss3.0 vs. Ole Miss (10/17/20)
Sacks1.0 (5x) last vs. LSU (11/21/20)
Interceptions1 vs. Ole Miss (10/17/20)
Interception Return Yards23 vs. Ole Miss (10/17/20)
QB Hurries1 (5x) last vs. LSU (11/21/20)
Pass Breakups2 vs. Ole Miss (10/17/20)
Forced Fumbles1 vs. Auburn (10/21/17)
Fumble RecoveriesNone



ERIC GREGORY

50

Defensive Line | 6-4 | 295 | R-Sophomore
Memphis, Tenn. | IMG Academy

QUICK HITS

- Ranked second on the team among defensive linemen in tackles and TFL in 2020.
- Made first career INT last year against Tennessee, first Razorback D-lineman to record a pick since JaMichael Winston in 2013 against Louisiana.
- Recorded at least 0.5 sacks in two consecutive games at Auburn and Mississippi State.
- A consensus four-star prospect, ranked the No. 32 strongside defensive end by Rivals.
- Chose Arkansas over Auburn, LSU, Tennessee, Mississippi State, South Carolina and others.

CAREER STATS

	GP/GS	UA	A	TOT	TFL-YDS	SCK-YDS	FF	FR-YDS	INT-YDS	QBH	BRUP
2019	2/0	1	3	4	0.0-0	0.0-0	0	0-0	0-0	0	0
2020	9/7	12	15	27	3.0-22	2.5-21	0	0-0	1-0	1	0
TOTAL	11/7	13	18	31	3.0-22	2.5-21	0	0-0	1-0	1	0

GAME-BY-GAME STATS

	GP/GS	UA	A	TOT	TFL-YDS	SCK-YDS	FF	FR-YDS	INT-YDS	QBH	BRUP
RICE											
TEXAS											
GEORGIA SOUTHERN											
vs. Texas A&M											
at Georgia											
at Ole Miss											
AUBURN											
UAPB											
MISSISSIPPI STATE											
at LSU											
at Alabama											
MISSOURI											
TOTAL											

SEASON HIGHS

Tackles
Double-Figure Tackle Games
Tackles For Loss
Sacks
Interceptions
Interception Return Yards
QB Hurries
Pass Breakups
Forced Fumbles

CAREER HIGHS

Tackles6 at # Auburn (10/10/20)
Double-Figure Tackle Games
Tackles For Loss1.0 (2x) last at Florida (11/14/20)
Sacks1.0 (2x) last at Florida (11/14/20)
Interceptions1 vs. Tennessee (11/7/20)
Interception Return Yards
QB Hurries1 vs. Georgia (9/26/20)
Pass Breakups
Forced Fumbles



TRE WILLIAMS

55

Defensive Line | 6-5 | 255 | R-Senior
Columbia, Mo. | Missouri

QUICK HITS

- Played for Arkansas defensive coordinator Barry Odom when he was head coach at Missouri (2017-19).
- Spent January 2021 through April 2021 at Houston.
- One of two defensive line transfers to join Arkansas in 2021 from Missouri (Markell Utsey).
- 2017 SEC All-Freshman Team (Coaches).

CAREER STATS

	GP/GS	UA	A	TOT	TFL-YDS	SCK-YDS	FF	FR-YDS	INT-YDS	QBH	BRUP
2017	11/0	15	5	20	4.0-16	3.0-14	1	0-0	0-0	5	0
2018	12/6	7	13	11	5.0-26	2.5-22	0	0-0	0-0	3	0
2019	11/8	13	11	24	3.0-15	1.0-8	0	0-0	0-0	5	0
2020	8/4	13	8	21	2.5-20	2.0-19	1	0-0	0-0	3	0
TOTAL	42/18	48	48	76	14.5-77	8.5-63	2	0-0	0-0	16	0

* 2017-20 at Missouri

GAME-BY-GAME STATS

	GP/GS	UA	A	TOT	TFL-YDS	SCK-YDS	FF	FR-YDS	INT-YDS	QBH	BRUP
RICE											
TEXAS											
GEORGIA SOUTHERN											
vs. Texas A&M											
at Georgia											
at Ole Miss											
AUBURN											
UAPB											
MISSISSIPPI STATE											
at LSU											
at Alabama											
MISSOURI											
TOTAL											

SEASON HIGHS

Tackles
Double-Figure Tackle Games
Tackles For Loss
Sacks
Interceptions
Interception Return Yards
QB Hurries
Pass Breakups
Forced Fumbles

CAREER HIGHS

Tackles	5 vs. Arkansas (12/05/20)*
Double-Figure Tackle Games	
Tackles For Loss	2.0 (3x) last vs. Kentucky (10/27/18)*
Sacks	2.0 vs. Tennessee (11/11/17)*
Interceptions	
Interception Return Yards	
QB Hurries	3 at Arkansas (11/29/19)*
Pass Breakups	
Forced Fumbles	

*At Missouri



ZACH WILLIAMS

56

Defensive Line | 6-4 | 255 | Junior
Little Rock, Ark. | Joe T. Robinson HS

QUICK HITS

- Set a career-high of seven tackles in the 2020 season opener against Georgia, recording his first career sack.
- Totaled 17 of his 22 tackles in 2020 over the season's first three weeks.
- Four-star prospect rated the No. 15 weakside defensive end in the country by 247Sports.
- Son of former Arkansas linebacker Rickey Williams (1984-87)

CAREER STATS

	GP/GS	UA	A	TOT	TFL-YDS	SCK-YDS	FF	FR-YDS	INT-YDS	QBH	BRUP
2019	9/0	6	6	12	0.0-0	0.0-0	0	0-0	0-0	0	0
2020	9/4	9	13	22	1.5-9	1.0-8	0	0-0	0-0	1	0
TOTAL	18/4	15	19	34	1.5-9	1.0-8	0	0-0	0-0	1	0

GAME-BY-GAME STATS

	GP/GS	UA	A	TOT	TFL-YDS	SCK-YDS	FF	FR-YDS	INT-YDS	QBH	BRUP
RICE											
TEXAS											
GEORGIA SOUTHERN											
vs. Texas A&M											
at Georgia											
at Ole Miss											
AUBURN											
UAPB											
MISSISSIPPI STATE											
at LSU											
at Alabama											
MISSOURI											
TOTAL											

SEASON HIGHS

Tackles
Double-Figure Tackle Games
Tackles For Loss
Sacks
Interceptions
Interception Return Yards
QB Hurries
Pass Breakups
Forced Fumbles

CAREER HIGHS

Tackles	7 vs. Georgia (9/26/20)
Double-Figure Tackle Games	
Tackles For Loss	1.5 vs. Georgia (9/26/20)
Sacks	1.0 vs. Georgia (9/26/20)
Interceptions	
Interception Return Yards	
QB Hurries	1 at Florida (11/14/20)
Pass Breakups	
Forced Fumbles	



HUDSON HENRY

82

Tight End | 6-5 | 255 | R-Sophomore
Little Rock, Ark. | Pulaski Academy

QUICK HITS

- SEC All-Freshman Team member in 2020.
- Scored first career TD on a 12-yard reception in the upset win at Mississippi State last year.
- Four star prospect, ranked the No. 1 tight end in the country by ESPN.
- Comes from a family of Razorbacks - dad Mark was an All-Southwest Conference offensive lineman (1988-91), brother Hunter was an all-american tight end (2013-15) and is currently in the NFL, brother Hayden is currently a linebacker on the team.

CAREER STATS

	GP/GS	RECEIVING				LNG	RUSHING				LNG
		REC	YDS	AVG	TD		ATT	YDS	AVG	TD	
2019	3/0	3	15	5.0	0	14	0	0	0	0	0
2020	6/4	16	92	5.8	1	13	0	0	0	0	0
TOTAL	9/4	19	107	5.6	1	14	0	0	0	0	0

GAME-BY-GAME STATS

	GP/GS	RECEIVING				LNG	RUSHING				LNG
		REC	YDS	AVG	TD		ATT	YDS	AVG	TD	
RICE											
TEXAS											
GEORGIA SOUTHERN											
vs. Texas A&M											
at Georgia											
at Ole Miss											
AUBURN											
UAPB											
MISSISSIPPI STATE											
at LSU											
at Alabama											
MISSOURI											
TOTAL											

SEASON HIGHS

Receptions
Receiving Yards.....
Receiving Touchdowns.....
Long Reception

CAREER HIGHS

Receptions 6 at Texas A&M (10/31/20)
Receiving Yards..... 33 at Texas A&M (10/31/20)
Receiving Touchdowns 1 at Mississippi State (10/3/20)
Long Reception 17 at LSU (11/23/19)



BLAKE KERN

87

Tight End | 6-4 | 265 | R-Senior
Lamar, Ark. | Lamar HS

QUICK HITS

- Finished fourth on the team in 2020 in receptions.
- Grabbed first career TD last year in the win over Tennessee.
- Led the team in receptions for the first time in his career making four grabs at Florida.
- Saw action in 2018 & 2019 on special teams and as a blocking tight end.
- 2018 and 2020 SEC Academic Honor Roll
- Did not see game action as a freshman and redshirt freshman in 2016 & 2017.
- Former walk-on that was awarded a scholarship before the 2019 season

CAREER STATS

	GP/GS	RECEIVING				LNG	RUSHING				LNG
		REC	YDS	AVG	TD		ATT	YDS	AVG	TD	
2018	10/0	0	0	0.0	0	0	0	0	0	0	0
2019	12/0	0	0	0.0	0	0	0	0	0	0	0
2020	10/5	20	201	10.1	2	35	0	0	0	0	0
TOTAL	32/5	20	201	10.1	2	35	0	0	0	0	0

GAME-BY-GAME STATS

	GP/GS	RECEIVING				LNG	RUSHING				LNG
		REC	YDS	AVG	TD		ATT	YDS	AVG	TD	
RICE											
TEXAS											
GEORGIA SOUTHERN											
vs. Texas A&M											
at Georgia											
at Ole Miss											
AUBURN											
UAPB											
MISSISSIPPI STATE											
at LSU											
at Alabama											
MISSOURI											
TOTAL											

SEASON HIGHS

Receptions
Receiving Yards.....
Receiving Touchdowns.....
Long Reception

CAREER HIGHS

Receptions 4 (2x) last at Florida (11/14/20)
Receiving Yards..... 59 at Auburn (10/10/20)
Receiving Touchdowns 2 (2x) last at Missouri (12/5/20)
Long Reception 35 at Auburn (10/10/20)



ISAIAH NICHOLS

93

Defensive Line | 6-3 | 281 | R-Junior
Springdale, Ark. | Springdale HS

QUICK HITS

- Set a career-best making 24 tackles in nine game in 2020.
- Recorded 1.0 TFL and 0.5 SKs in the 2019 season finale against Missouri.
- Consensus three-star prospect out of high school.
- Recorded 43 tackles for loss his final two seasons in high school.
- Finalist for Hooten's Class 7A/6A Defensive Player of the Year.

CAREER STATS

	GP/GS	UA	A	TOT	TFL-YDS	SCK-YDS	FF	FR-YDS	INT-YDS	QBH	BRUP
2018	3/0	1	0	1	0.0-0	0.0-0	0	0-0	0-0	0	0
2019	12/0	7	10	17	1.0-3	0.5-1	0	0-0	0-0	0	0
2020	9/7	6	18	24	0.5-1	0.5-1	0	0-0	0-0	1	0
TOTAL	24/7	14	28	42	1.5-4	1.0-2	0	0-0	0-0	1	0

GAME-BY-GAME STATS

	GP/GS	UA	A	TOT	TFL-YDS	SCK-YDS	FF	FR-YDS	INT-YDS	QBH	BRUP
RICE											
TEXAS											
GEORGIA SOUTHERN											
vs. Texas A&M											
at Georgia											
at Ole Miss											
AUBURN											
UAPB											
MISSISSIPPI STATE											
at LSU											
at Alabama											
MISSOURI											
TOTAL											

SEASON HIGHS

Tackles
Tackles For Loss
Sacks
Interceptions
Interception Return Yards
QB Hurries
Pass Breakups
Forced Fumbles

CAREER HIGHS

Tackles 6 vs. Alabama (12/12/20)
Tackles For Loss 0.5 (2x) last vs. Missouri (11/29/19)
Sacks 0.5 vs. Missouri (11/29/19)
Interceptions
Interception Return Yards
QB Hurries
Pass Breakups
Forced Fumbles



JOHN RIDGEWAY

99

Defensive Line | 6-6 | 320 | R-Senior
Bloomington, Ill. | Illinois State

QUICK HITS

- In spring of 2021, named All-MVFC first team, leading the Redbirds in tackles
- Named All-MVFC Honorable Mention in 2019, part of a defensive that ranked No. 4 in FCS in scoring defense (16.0 ppg) and reached the FCS Playoffs Quarterfinals with a No. 13 ranking
- Named FCS Freshman All-American by Phil Steele and MVFC All-Newcomer Team member in 2018.
- Transitioned from offensive to defensive line ahead of first season at Illinois State.
- In high school was a four year letterwinner in wrestling, winning the Illinois state title in 2017.

CAREER STATS

	GP/GS	UA	A	TOT	TFL-YDS	SCK-YDS	FF	FR-YDS	INT-YDS	QBH	BRUP
2018	11/10	9	21	30	2.0-4	1.0-3	0	1-32	0-0	0	0
2019	15/15	28	22	50	3.0-5	0.0-0	1	0-0	0-0	0	2
2021	4/4	14	8	22	3.0-10	0.0-0	0	0-0	1-6	3	1
TOTAL	30/29	51	51	102	8.0-19	1.0-3	1	1-32	1-6	3	0

* 2018-21 at Illinois State (Including 2021 spring season)

GAME-BY-GAME STATS

	GP/GS	UA	A	TOT	TFL-YDS	SCK-YDS	FF	FR-YDS	INT-YDS	QBH	BRUP
RICE											
TEXAS											
GEORGIA SOUTHERN											
vs. Texas A&M											
at Georgia											
at Ole Miss											
AUBURN											
UAPB											
MISSISSIPPI STATE											
at LSU											
at Alabama											
MISSOURI											
TOTAL											

SEASON HIGHS

Tackles
Tackles For Loss
Sacks
Interceptions
Interception Return Yards
QB Hurries
Pass Breakups
Forced Fumbles

CAREER HIGHS

Tackles 9 vs. North Dakota State (10/5/19)*
Tackles For Loss 1.0 (6x) last at North Dakota State (3/13/21)*
Sacks 1.0 at Missouri State (9/29/18)*
Interceptions 1 vs. South Dakota (2/27/21)*
Interception Return Yards6 vs. South Dakota (2/27/21)*
QB Hurries2 vs. South Dakota (2/27/21)*
Pass Breakups 2 at Northern Illinois (8/31/19)*
Forced Fumbles 1 vs. Indiana State (10/26/19)*

* at Illinois State

GAME 1 ||| GEORGIA

#4/3 Georgia (1-0, 1-0)..... 37
Arkansas (0-1, 0-1)..... 10

September 26, 2020 | Fayetteville, Ark.

Donald W. Reynolds Razorback Stadium | Time: 3 p.m. | Attendance: 16,500

TV: SEC Network > Dave Neal (PBP), D.J. Shockley (Analyst) & Tera Talmadge (Sideline)

SCORING SUMMARY

	1st	2nd	3rd	4th	Final
Georgia	0	5	22	10	37
Arkansas	7	0	3	0	10

QTR. TEAM SCORING PLAY

1st	AR	Treyton Burks 49 yd pass from Feleipe Franks (AJ Reed kick), 7-91 2:17
2nd	UGA	TEAM safety
	UGA	Jack Podlesny 38 yd field goal, 8-59 1:00
3rd	AR	AJ Reed 25 yd field goal, 11-43 4:15
	UGA	George Pickens 19 yd pass from S. Bennett (S. Bennett rush), 6-57 2:23
	UGA	J. FitzPatrick 7 yd pass from Stetson Bennett (J. Podlesny kick), 4-24 1:11
	UGA	Eric Stokes 30 yd interception return (Jack Podlesny kick)
4th	UGA	Zamir White 6 yd run (Jack Podlesny kick), 13-81 5:38
	UGA	Jack Podlesny 38 yd field goal, 6-22 2:36

TEAM STATISTICS

	GEORGIA	ARKANSAS
FIRST DOWNS.....	19	15
RUSHES-YARDS (NET).....	42-121	28-77
PASSING YDS (NET).....	266	203
Passes Att-Comp-Int.....	47-28-1	39-20-3
TOTAL OFFENSE PLAYS-YARDS.....	89-387	67-280
Fumble Returns-Yards.....	0-0	1-7
Punt Returns-Yards.....	3-57	0-0
Kickoff Returns-Yards.....	2-91	1-10
Interception Returns-Yards.....	3-68	1-0
Punts (Number-Avg).....	7-49.9	9-42.0
Fumbles-Lost.....	3-1	2-0
Penalties-Yards.....	12-108	10-53
Possession Time.....	35:46	24:14
Third-Down Conversions.....	6 of 20	3 of 14
Fourth-Down Conversions.....	2 of 3	0 of 1
Red-Zone Scores-Chances.....	3-4	1-1
Sacks By: Number-Yards.....	2-16	3-31



WR TREYTON BURKS hauled in his first career touchdown to give Arkansas an early lead against Georgia. Burks also recorded his first career 100-yard game with seven catches for 102 yards.

GEORGIA

RUSHING	Att.	Gain	Lost	Net	TD	Long	Avg.
Zamir White	13	71	0	71	1	20	5.5
James Cook	7	26	0	26	0	7	3.7
Stetson Bennett	5	26	6	20	0	11	4.0
Kenny McIntosh	3	6	0	6	0	3	2.0
Kendall Milton	1	4	0	4	0	4	4.0
Daijun Edwards	1	4	0	4	0	4	4.0
D'Wan Mathis	10	34	30	4	0	9	0.4
TEAM	2	0	14	-14	0	0	-7.0

PASSING	Comp.	Att.	Yds	TD	Int	Long	Sack
Stetson Bennett	20	29	211	2	0	26	1
D'Wan Mathis	8	17	55	0	1	12	2
TEAM	0	1	0	0	0	0	0

RECEIVING	No.	Yds	TD	Long
Kearis Jackson	6	62	0	16
George Pickens	4	47	1	19
D. Robertson	4	29	0	19
Matt Landers	2	27	0	23
J. FitzPatrick	2	19	1	12
Rosemy Jacksaint	2	12	0	6
James Cook	2	10	0	5
Zamir White	2	9	0	9
D. Washington	1	26	0	26
Jermaine Burton	1	13	0	13
Brett Seither	1	12	0	12
Kenny McIntosh	1	0	0	0

PUNTING	No.	Yds	Avg.	Long	I20	50+	TB
Jake Camarda	7	349	49.9	63	5	4	1

FIELD GOALS	Made	Att.	Long	Kicks
Jack Podlesny	2	2	38	38,38

ARKANSAS

RUSHING	Att.	Gain	Lost	Net	TD	Long	Avg.
Trelon Smith	6	38	0	38	0	11	6.3
Rakeem Boyd	11	22	1	21	0	5	1.9
KJ Jefferson	4	27	11	16	0	19	4.0
Feleipe Franks	5	18	5	13	0	7	2.6
Treyton Burks	1	3	0	3	0	3	3.0
TJ Hammonds	1	0	14	-14	0	0	-14.0

PASSING	Comp.	Att.	Yds	TD	Int	Long	Sack
Feleipe Franks	19	36	200	1	2	49	1
KJ Jefferson	1	2	3	0	0	3	1
Treyton Burks	0	1	0	0	1	0	0

RECEIVING	No.	Yds	TD	Long
Treyton Burks	7	102	1	49
Rakeem Boyd	4	8	0	6
Mike Woods	3	40	0	15
Trelon Smith	3	13	0	6
DeVion Warren	1	28	0	28
Blake Kern	1	9	0	9
Trey Knox	1	3	0	3

PUNTING	No.	Yds	Avg.	Long	I20	50+	TB
Sam Loy	3	121	40.3	44	0	0	0
George Caratan	5	248	49.6	57	0	3	1
TEAM	1	9	9.0	9	0	0	0

FIELD GOALS	Made	Att.	Long	Kicks
A.J. Reed	1	1	25	25

GAME 2 ||| at MISSISSIPPI STATE

Arkansas (1-1, 1-1) 21
 #16/14 Mississippi State (1-1, 1-1) 14

October 3, 2020 | Starkville, Miss.

Davis Wade Stadium | Time: 6:30 p.m. | Attendance: 13,564

TV: SEC Network Alt > Roy Philpott (PBP), Kelly Stouffer (Analyst) & Tera Talmadge (Sideline)

SCORING SUMMARY

	1st	2nd	3rd	4th	Final
Arkansas	7	7	7	0	21
Mississippi State	7	0	7	0	14

QTR. TEAM SCORING PLAY

1st	AR	Greg Brooks Jr 69 yd interception return (AJ Reed kick)
	MS	JaVonta Payton 17 yd pass from K.J. Costello (B. Ruiz kick), 15-75 7:45
2nd	AR	DeVion Warren 19 yd pass from Feleipe Franks (AJ Reed kick), 8-69 2:33
3rd	AR	Hudson Henry 12 yd pass from Feleipe Franks (AJ Reed kick), 11-75 3:39
	MS	Dillon Johnson 6 yd run (Brandon Ruiz kick), 14-76 7:21

TEAM STATISTICS

	ARKANSAS	MISSISSIPPI STATE
FIRST DOWNS	17	24
RUSHES-YARDS (NET)	37-63	24-87
PASSING YDS (NET)	212	313
Passes Att-Comp-Int.	28-20-0	60-43-3
TOTAL OFFENSE PLAYS-YARDS	65-275	84-400
Fumble Returns-Yards	0-0	0-0
Punt Returns-Yards	1-1	3-21
Kickoff Returns-Yards	0-0	2-49
Interception Returns-Yards	3-95	0-0
Punts (Number-Avg)	8-42.2	5-42.6
Fumbles-Lost	2-2	1-1
Penalties-Yards	5-40	4-25
Possession Time	23:40	36:20
Third-Down Conversions	5 of 14	6 of 17
Fourth-Down Conversions	0 of 1	4 of 6
Red-Zone Scores-Chances	2-3	2-4
Sacks By: Number-Yards	1-11	3-13



LB BUMPER POOL led an incredible defensive effort at No. 16 Mississippi State with a career-best 20 tackles. Pool's 20 stops were the most by a Razorback since Jerry Franklin at Mississippi State in 2010.

ARKANSAS

RUSHING	Att.	Gain	Lost	Net	TD	Long	Avg.
Trelon Smith	14	50	2	48	0	11	3.4
Rakeem Boyd	8	28	0	28	0	5	3.5
Feleipe Franks	8	21	13	8	0	9	1.0
KJ Jefferson	2	1	1	0	0	1	0.0
DeVion Warren	2	3	9	-6	0	3	-3.0
TEAM	3	0	15	-15	0	0	-5.0

PASSING	Comp.	Att.	Yds	TD	Int	Long	Sack
Feleipe Franks	20	28	212	2	0	52	3

RECEIVING	No.	Yds	TD	Long
Trelon Smith	5	22	0	10
DeVion Warren	4	100	1	52
Hudson Henry	4	20	1	12
Trey Knox	3	31	0	12
Mike Woods	3	29	0	20
Treyton Burks	1	10	0	10

PUNTING	No.	Yds	Avg.	Long	I20	50+	TB
Reid Bauer	1	38	38.0	38	1	0	0
George Caratan	7	300	42.9	48	3	0	1

FIELD GOALS	Made	Att.	Long	Kicks
-------------	------	------	------	-------

MISSISSIPPI STATE

RUSHING	Att.	Gain	Lost	Net	TD	Long	Avg.
Dillon Johnson	9	39	0	39	1	9	4.3
J. Marks	10	39	2	37	0	10	3.7
Kylin Hill	1	7	0	7	0	7	7.0
K.J. Costello	4	15	11	4	0	7	1.0

PASSING	Comp.	Att.	Yds	TD	Int	Long	Sack
K.J. Costello	43	59	313	1	3	34	1
TEAM	0	1	0	0	0	0	0

RECEIVING	No.	Yds	TD	Long
J. Marks	10	50	0	13
Dillon Johnson	8	35	0	10
Jaden Walley	6	56	0	16
Osirus Mitchell	5	61	0	34
Malik Heath	5	27	0	12
Cameron Gardner	3	32	0	12
Tyrell Shavers	3	21	0	11
JaVonta Payton	2	23	1	17
Garrett Shrader	1	8	0	8

PUNTING	No.	Yds	Avg.	Long	I20	50+	TB
Tucker Day	4	162	40.5	49	1	0	0
Reed Bowman	1	51	51.0	51	0	1	0

FIELD GOALS	Made	Att.	Long	Kicks
-------------	------	------	------	-------

GAME 3 ||| at AUBURN

Arkansas (1-2, 1-2)..... 28
 #13/13 Auburn (2-1, 2-1)..... 30

October 10, 2020 | Auburn, Ala.

Jordan-Hare Stadium | Time: 3 p.m. | Attendance: 17,490

TV: ESPN > Taylor Zazour (PBP), Matt Stinchcomb (Analyst) & Lauren Sisler (Sideline)

SCORING SUMMARY

	1st	2nd	3rd	4th	Final
Arkansas	0	12	6	10	28
Auburn	10	10	0	10	30

QTR. TEAM SCORING PLAY

1st	AU	Barton Lester 0 yd blocked punt return (Anders Carlson kick)
	AU	Anders Carlson 47 yd field goal, 5-47 2:34
2nd	AU	Bo Nix 15 yd run (Anders Carlson kick), 10-80 4:49
	AR	Mike Woods 4 yd pass from F. Franks (TEAM kick failed), 8-65 2:58
	AR	DeVion Warren 7 yd pass from F. Franks (F. Franks pass failed), 6-75 2:00
	AU	Anders Carlson 25 yd field goal, 6-57 1:37
3rd	AR	Trelon Smith 5 yd pass from F. Franks (F. Franks pass failed), 13-85 5:30
4th	AU	A. Schwartz 17 yd pass from B. Nix (Anders Carlson kick), 9-64 4:12
	AR	AJ Reed 23 yd field goal, 10-70 3:14
	AR	DeVion Warren 30 yd pass from F. Franks (AJ Reed kick), 10-70 4:50
	AU	Anders Carlson 39 yd field goal, 7-23 1:59

TEAM STATISTICS

	ARKANSAS	AUBURN
FIRST DOWNS.....	22	24
RUSHES-YARDS (NET).....	42-119	41-259
PASSING YDS (NET).....	318	187
Passes Att-Comp-Int.....	30-22-0	29-18-0
TOTAL OFFENSE PLAYS-YARDS.....	72-437	70-446
Fumble Returns-Yards.....	0-0	0-0
Punt Returns-Yards.....	0-0	4-34
Kickoff Returns-Yards.....	0-0	4-106
Interception Returns-Yards.....	0-0	0-0
Punts (Number-Avg).....	6-35.3	5-37.4
Fumbles-Lost.....	0-0	1-0
Penalties-Yards.....	6-26	7-52
Possession Time.....	27:42	32:18
Third-Down Conversions.....	6 of 15	6 of 15
Fourth-Down Conversions.....	1 of 1	0 of 0
Red-Zone Scores-Chances.....	4-4	4-5
Sacks By: Number-Yards.....	3-16	3-10



QB FELEIPE FRANKS passed for 318 yards and became the first Arkansas quarterback since Brandon Allen in 2015 to throw four touchdowns, including two to DeVion Warren.

ARKANSAS

RUSHING	Att.	Gain	Lost	Net	TD	Long	Avg.
Trelon Smith	21	87	6	81	0	15	3.9
Feleipe Franks	15	38	10	28	0	9	1.9
AMontae Spivey	4	13	2	11	0	5	2.8
Malik Hornsby	2	1	2	-1	0	1	-0.5

PASSING	Comp.	Att.	Yds	TD	Int	Long	Sack
Feleipe Franks	22	30	318	4	0	44	3

RECEIVING	No.	Yds	TD	Long
Mike Woods	6	81	1	19
Trelon Smith	6	78	1	25
DeVion Warren	5	95	2	44
Blake Kern	4	59	0	35
Tyson Morris	1	6	0	6
Trey Knox	0	-1	0	0

PUNTING	No.	Yds	Avg.	Long	I20	50+	TB
Reid Bauer	1	33	33.0	33	0	0	0
George Caratan	4	179	44.8	51	1	1	0
TEAM	1	0	0.0	0	0	0	0

FIELD GOALS	Made	Att.	Long	Kicks
A.J. Reed	1	1	23	23

AUBURN

RUSHING	Att.	Gain	Lost	Net	TD	Long	Avg.
Tank Bigsby	20	148	2	146	0	26	7.3
D.J. Williams	8	71	0	71	0	41	8.9
Bo Nix	10	48	18	30	1	17	3.0
J.J. Pegues	2	12	0	12	0	11	6.0
A. Schwartz	1	0	0	0	0	0	0.0

PASSING	Comp.	Att.	Yds	TD	Int	Long	Sack
Bo Nix	17	28	187	1	0	32	3
J.J. Pegues	1	1	0	0	0	0	0

RECEIVING	No.	Yds	TD	Long
A. Schwartz	10	100	1	25
Tank Bigsby	4	16	0	8
Seth Williams	3	70	0	32
D.J. Williams	1	1	0	1

PUNTING	No.	Yds	Avg.	Long	I20	50+	TB
Aidan Marshall	4	167	41.8	48	3	0	0
Bo Nix	1	20	20.0	20	0	0	0

FIELD GOALS	Made	Att.	Long	Kicks
Anders Carlson	3	4	47	47,25,34x,39

GAME 4 ||| OLE MISS

Ole Miss (1-3, 1-3).....21
Arkansas (2-2, 2-2) 33

October 17, 2020 | Fayetteville, Ark.
Donald W. Reynolds Razorback Stadium | Time: 2:30 p.m. | Attendance: 16,500
TV: SECN > Dave Flemming (PBP), Rod Gilmore (Analyst) & Tera Talmadge (Sideline)

SCORING SUMMARY

	1st	2nd	3rd	4th	Final
Ole Miss	0	0	7	14	21
Arkansas	7	13	0	13	33

QTR. TEAM SCORING PLAY

1st	AR	Rakeem Boyd 1 yd run (AJ Reed kick), 11-95 4:11
2nd	AR	AJ Reed 23 yd field goal, 7-42 2:25
	AR	Jalen Catalon 35 yd interception return (AJ Reed kick)
	AR	AJ Reed 32 yd field goal, 12-50 3:21
3rd	OM	Elijah Moore 7 yd pass from Matt Corral (Luke Logan kick), 10-56 4:07
4th	OM	Jonathan Mingo 21 yd pass from M. Corral (Luke Logan kick), 8-66 2:34
	AR	Treyton Burks 7 yd pass from F. Franks (F. Franks rush failed), 11-70 4:30
	OM	Jerrion Ealy 1 yd run (Luke Logan kick), 7-73 2:06
	AR	Grant Morgan 23 yd interception return (AJ Reed kick)

TEAM STATISTICS

	OLE MISS	ARKANSAS
FIRST DOWNS.....	23	24
RUSHES-YARDS (NET).....	53-242	48-150
PASSING YDS (NET).....	200	244
Passes Att-Comp-Int.....	38-20-6	34-21-1
TOTAL OFFENSE PLAYS-YARDS.....	91-442	82-394
Fumble Returns-Yards.....	0-0	0-0
Punt Returns-Yards.....	1-8	0-0
Kickoff Returns-Yards.....	2-37	0-0
Interception Returns-Yards.....	1-0	6-86
Punts (Number-Avg).....	3-40.7	7-46.9
Fumbles-Lost.....	1-1	1-1
Penalties-Yards.....	6-35	3-15
Possession Time.....	29:31	30:29
Third-Down Conversions.....	4 of 16	6 of 17
Fourth-Down Conversions.....	5 of 9	1 of 1
Red-Zone Scores-Chances.....	2-5	4-5
Sacks By: Number-Yards.....	3-11	2-14



LB GRANT MORGAN had a career day with career-best 19 tackles, 3.0 tackles for loss, sack and pick-six on his way to earning the Crip Hall Award for the outstanding senior on Homecoming in the Razorbacks' win.

OLE MISS

RUSHING	Att.	Gain	Lost	Net	TD	Long	Avg.
Jerrion Ealy	23	113	1	112	1	15	4.9
MoMo Sanogo	1	47	0	47	0	47	47.0
Snoop Conner	15	46	6	40	0	13	2.7
Matt Corral	12	47	18	29	0	9	2.4
Elijah Moore	1	8	0	8	0	8	8.0
Tylan Knight	1	6	0	6	0	6	6.0

PASSING	Comp.	Att.	Yds	TD	Int	Long	Sack
Matt Corral	20	38	200	2	6	34	2

RECEIVING	No.	Yds	TD	Long
Elijah Moore	11	113	1	34
Snoop Conner	3	9	0	13
Jonathan Mingo	2	31	1	21
Jerrion Ealy	2	10	0	14
Braylon Sanders	1	23	0	23
D. Drummond	1	14	0	14

PUNTING	No.	Yds	Avg.	Long	I20	50+	TB
Mac Brown	3	122	40.7	48	1	0	0

FIELD GOALS	Made	Att.	Long	Kicks
-------------	------	------	------	-------

ARKANSAS

RUSHING	Att.	Gain	Lost	Net	TD	Long	Avg.
Trelon Smith	15	61	7	54	0	15	3.6
Treyton Burks	4	46	0	46	0	18	11.5
Rakeem Boyd	14	40	1	39	1	8	2.8
Felipe Franks	14	36	20	16	0	14	1.1
TEAM	1	0	5	-5	0	0	-5.0

PASSING	Comp.	Att.	Yds	TD	Int	Long	Sack
Felipe Franks	21	34	244	1	1	55	3

RECEIVING	No.	Yds	TD	Long
Treyton Burks	11	137	1	55
Mike Woods	2	35	0	18
Tyson Morris	2	32	0	17
Hudson Henry	2	22	0	13
Rakeem Boyd	2	7	0	5
DeVion Warren	1	8	0	8
Blake Kern	1	3	0	3

PUNTING	No.	Yds	Avg.	Long	I20	50+	TB
Reid Bauer	7	328	46.9	62	2	3	2

FIELD GOALS	Made	Att.	Long	Kicks
A.J. Reed	2	2	32	23,32

GAME 5 ||| at TEXAS A&M

Arkansas (2-3, 2-3)31
 #8/8 Texas A&M (4-1, 4-1) 42

October 31, 2020 | College Station, Texas
 Kyle Field | Time: 6:30 p.m. | Attendance: 27,114
 TV: SECN > Taylor Zarzour (PBP), Matt Stinchcomb (Analyst) & Lauren Sisler (Sideline)

SCORING SUMMARY

	1st	2nd	3rd	4th	Final
Arkansas	7	7	3	14	31
Texas A&M	14	14	14	0	42

QTR. TEAM SCORING PLAY

1st	AR	Treyton Burks 6 yd pass from Feleipe Franks (AJ Reed kick), 12-87 4:49
	TAMU	Ainias Smith 35 yd pass from Kellen Mond (Seth Small kick), 8-75 4:12
	TAMU	Ainias Smith 15 yd run (Seth Small kick), 4-58 2:22
2nd	TAMU	J Wydermyer 6 yd pass from Kellen Mond (Seth Small kick), 11-69 5:35
	AR	Tyson Morris 1 yd pass from Feleipe Franks (AJ Reed kick), 8-75 2:30
	TAMU	Isaiah Spiller 6 yd run (Seth Small kick), 7-74 3:00
3rd	AR	AJ Reed 34 yd field goal, 11-58 4:38
	TAMU	J Wydermyer 15 yd pass from Kellen Mond (Seth Small kick), 9-75 5:00
	TAMU	Devon Achane 30 yd run (Seth Small kick), 6-68 2:36
4th	AR	Treyton Burks 16 yd pass from Feleipe Franks (AJ Reed kick), 8-75 2:47
	AR	Rakeem Boyd 14 yd run (AJ Reed kick), 6-69 1:29

TEAM STATISTICS

	ARKANSAS	TEXAS A&M
FIRST DOWNS	29	25
RUSHES-YARDS (NET)	42-222	36-182
PASSING YDS (NET)	239	260
Passes Att-Comp-Int	32-23-0	26-21-0
TOTAL OFFENSE PLAYS-YARDS	74-461	62-442
Fumble Returns-Yards	0-0	0-0
Punt Returns-Yards	0-0	3-23
Kickoff Returns-Yards	0-0	1-20
Interception Returns-Yards	0-0	0-0
Punts (Number-Avg)	3-43.3	4-41.5
Fumbles-Lost	1-0	0-0
Penalties-Yards	5-51	9-100
Possession Time	27:01	32:59
Third-Down Conversions	3 of 11	7 of 11
Fourth-Down Conversions	1 of 2	0 of 0
Red-Zone Scores-Chances	5-5	4-4
Sacks By: Number-Yards	0-0	4-18

ARKANSAS

RUSHING	Att.	Gain	Lost	Net	TD	Long	Avg.
Rakeem Boyd	18	104	4	100	1	16	5.6
Feleipe Franks	16	111	20	91	0	28	5.7
Trelon Smith	5	30	0	30	0	9	6.0
Treyton Burks	3	1	0	1	0	1	0.3

PASSING	Comp.	Att.	Yds	TD	Int	Long	Sack
Feleipe Franks	23	31	239	3	0	36	4
Treyton Burks	0	1	0	0	0	0	0

RECEIVING	No.	Yds	TD	Long
Treyton Burks	7	117	2	36
Hudson Henry	6	33	0	9
Mike Woods	4	35	0	12
Blake Kern	2	21	0	14
DeVion Warren	1	22	0	22
Rakeem Boyd	1	9	0	9
Tyson Morris	1	1	1	1
Trelon Smith	1	1	0	1

PUNTING	No.	Yds	Avg.	Long	I20	50+	TB
Reid Bauer	3	130	43.3	51	1	1	0

FIELD GOALS	Made	Att.	Long	Kicks
A.J. Reed	1	3	34	48x,49x,34

TEXAS A&M

RUSHING	Att.	Gain	Lost	Net	TD	Long	Avg.
Isaiah Spiller	21	90	8	82	1	15	3.9
Devon Achane	4	40	1	39	1	30	9.8
Kellen Mond	6	32	0	32	0	14	5.3
Ainias Smith	3	31	0	31	1	15	10.3
TEAM	2	0	2	-2	0	0	-1.0

PASSING	Comp.	Att.	Yds	TD	Int	Long	Sack
Kellen Mond	21	26	260	3	0	35	0

RECEIVING	No.	Yds	TD	Long
J Wydermyer	6	92	2	32
Ainias Smith	6	67	1	35
Hezekiah Jones	5	47	0	15
Chase Lane	3	50	0	26
Isaiah Spiller	1	4	0	4

PUNTING	No.	Yds	Avg.	Long	I20	50+	TB
N Constantinou	4	166	41.5	43	1	0	0

FIELD GOALS	Made	Att.	Long	Kicks
-------------	------	------	------	-------



RB RAKEEM BOYD notched his ninth career 100-yard game as a Razorback with 100 yards on 18 carries at No. 8 Texas A&M. Boyd also scored his second touchdown of the season with a fourth quarter score.

GAME 6 ||| TENNESSEE

Tennessee (2-4, 2-4) 13
Arkansas (3-3, 3-3) 24

November 7, 2020 | Fayetteville, Ark.

Donald W. Reynolds Razorback Stadium | Time: 6:30 p.m. | Attendance: 16,500

TV: SECN > Tom Hart (PBP), Jordan Rodgers (Analyst) & Cole Cubelic (Sideline)

SCORING SUMMARY

	1st	2nd	3rd	4th	Final
Tennessee	3	10	0	0	13
Arkansas	0	0	24	0	24

QTR. TEAM SCORING PLAY

1st	UT	Cimaglia, B. 50 yd field goal, 12-42 5:35
2nd	UT	Gray, E. 1 yd run (Cimaglia, B. kick), 16-81 8:29
	UT	Cimaglia, B. 48 yd field goal, 8-49 3:53
3rd	AR	Mike Woods 1 yd pass from Feleipe Franks (AJ Reed kick), 17-75 5:14
	AR	Blake Kern 6 yd pass from Feleipe Franks (AJ Reed kick), 3-67 1:00
	AR	Treyton Burks 59 yd pass from Feleipe Franks (AJ Reed kick), 2-81 0:29
	AR	AJ Reed 48 yd field goal, 7-49 3:04

TEAM STATISTICS

	TENNESSEE	ARKANSAS
FIRST DOWNS	19	21
RUSHES-YARDS (NET)	50-185	45-198
PASSING YDS (NET)	107	215
Passes Att-Comp-Int.	21-11-2	25-18-0
TOTAL OFFENSE PLAYS-YARDS	71-292	70-413
Fumble Returns-Yards	0-0	0-0
Punt Returns-Yards	1-1	1-4
Kickoff Returns-Yards	0-0	1-26
Interception Returns-Yards	0-0	2-0
Punts (Number-Avg)	6-45.7	6-37.5
Fumbles-Lost	1-0	4-0
Penalties-Yards	3-30	2-20
Possession Time	32:59	27:01
Third-Down Conversions	5 of 15	9 of 17
Fourth-Down Conversions	0 of 1	0 of 0
Red-Zone Scores-Chances	1-2	2-3
Sacks By: Number-Yards	4-28	2-3



SAFETY JALEN CATALON was all over the place in the win over Tennessee with 12 tackles, a forced fumble and his second interception of the season.

TENNESSEE

RUSHING	Att.	Gain	Lost	Net	TD	Long	Avg.
Gray, E.	31	128	5	123	1	11	4.0
Guarantano, J.	5	33	2	31	0	20	6.2
Small, J.	8	20	2	18	0	7	2.2
Bailey, H.	2	7	0	7	0	5	3.5
Jones Jr., V.	1	3	0	3	0	3	3.0
Maurer, B.	2	4	1	3	0	4	1.5
Chandler, T.	1	0	0	0	0	0	0.0

PASSING	Comp.	Att.	Yds	TD	Int	Long	Sack
Bailey, H.	6	9	65	0	2	24	0
Guarantano, J.	5	8	42	0	0	18	1
Maurer, B.	0	4	0	0	0	0	1

RECEIVING	No.	Yds	TD	Long
Gray, E.	3	27	0	9
Palmer, J.	2	28	0	18
Small, J.	2	14	0	9
Hyatt, J.	2	7	0	7
Johnson, B.	1	24	0	24
Keyton, R.	1	7	0	7

PUNTING	No.	Yds	Avg.	Long	I20	50+	TB
Brooks, P.	6	274	45.7	54	1	3	0

FIELD GOALS	Made	Att.	Long	Kicks
Cimaglia, B.	2	2	50	50, 48

ARKANSAS

RUSHING	Att.	Gain	Lost	Net	TD	Long	Avg.
Trelon Smith	9	72	0	72	0	23	8.0
Rakeem Boyd	19	69	4	65	0	7	3.4
DeVion Warren	2	41	0	41	0	22	20.5
Feleipe Franks	14	50	32	18	0	24	1.3
Treyton Burks	1	2	0	2	0	2	2.0

PASSING	Comp.	Att.	Yds	TD	Int	Long	Sack
Feleipe Franks	18	24	215	3	0	59	4
DeVion Warren	0	1	0	0	0	0	0

RECEIVING	No.	Yds	TD	Long
Treyton Burks	5	95	1	59
Mike Woods	3	64	1	56
Blake Kern	3	40	1	24
Hudson Henry	3	16	0	9
Trelon Smith	2	-7	0	3
DeVion Warren	1	8	0	8
Rakeem Boyd	1	-1	0	0

PUNTING	No.	Yds	Avg.	Long	I20	50+	TB
Reid Bauer	4	170	42.5	51	1	1	1
Sam Loy	2	55	27.5	30	1	0	0

FIELD GOALS	Made	Att.	Long	Kicks
AJ Reed	1	2	48	21x, 48

GAME 7 ||| at FLORIDA

Arkansas (3-4, 3-4) 35
 #6/5 Florida (5-1, 5-1) 63

SCORING SUMMARY

	1st	2nd	3rd	4th	Final
Arkansas	7	7	7	14	35
Florida	7	28	7	21	63

QTR. TEAM SCORING PLAY

1st	UF	Grimes,T. 9 yd pass from Trask,K. (McPherson,E. kick), 14-75 7:24
	AR	Mike Woods 47 yd pass from Feleipe Franks (AJ Reed kick), 5-75 1:33
2nd	UF	Grimes,T. 23 yd pass from Trask,K. (McPherson,E. kick), 9-49 4:53
	UF	Shorter,J. 21 yd pass from Trask,K. (McPherson,E. kick), 4-74 1:11
	AR	Trelon Smith 83 yd run (AJ Reed kick), 1-83 0:11
	UF	Copeland,J. 33 yd pass from Trask,K. (McPherson,E. kick), 5-65 2:22
	UF	Zipperer,K. 5 yd pass from Trask,K. (McPherson,E. kick), 7-53 2:40
3rd	AR	Rakeem Boyd 12 yd run (AJ Reed kick), 9-75 3:00
	UF	Jones,E. 1 yd run (McPherson,E. kick), 8-83 4:06
4th	UF	Zipperer,K. 11 yd pass from Trask,K. (McPherson,E. kick), 8-76 2:31
	UF	Carter,Z. 35 yd fumble recovery (McPherson,E. kick)
	AR	Mike Woods 82 yd pass from Feleipe Franks (AJ Reed kick), 1-82 0:17
	UF	Henderson,X. 9 yd pass from Jones,E. (Howard,C. kick), 12-75 6:10
	AR	KJ Jefferson 12 yd run (AJ Reed kick), 4-23 1:25

TEAM STATISTICS

	ARKANSAS	FLORIDA
FIRST DOWNS	18	36
RUSHES-YARDS (NET)	32-208	45-208
PASSING YDS (NET)	250	385
Passes Att-Comp-Int	19-15-0	38-27-1
TOTAL OFFENSE PLAYS-YARDS	51-458	83-593
Fumble Returns-Yards	0-0	1-35
Punt Returns-Yards	0-0	1-0
Kickoff Returns-Yards	5-96	0-0
Interception Returns-Yards	1-9	0-0
Punts (Number-Avg)	5-43.4	1-42.0
Fumbles-Lost	1-1	0-0
Penalties-Yards	9-79	3-35
Possession Time	21:12	38:48
Third-Down Conversions	3 of 9	9 of 12
Fourth-Down Conversions	0 of 1	1 of 2
Red-Zone Scores-Chances	2-2	6-7
Sacks By: Number-Yards	1-10	4-22



RB TRELON SMITH turned in the first 100-yard game of his career with 118 yards on just eight carries, thanks to a career-best 83-yard TD run for the first rushing score of his career.

November 14, 2020 | Gainesville, Fla.

Ben Hill Griffin Stadium | Time: 6 p.m. | Attendance: 16,116

TV: ESPN > Bob Wischusen (PBP), Dan Orlovsky (Analyst) & Allison Williams (Sideline)

ARKANSAS

RUSHING	Att.	Gain	Lost	Net	TD	Long	Avg.
Trelon Smith	8	118	0	118	1	83	14.8
Rakeem Boyd	12	62	6	56	1	13	4.7
Feleipe Franks	6	28	16	12	0	14	2.0
TJ Hammonds	1	9	0	9	0	9	9.0
KJ Jefferson	3	14	6	8	1	12	2.7
Treyton Burks	2	6	1	5	0	6	2.5

PASSING	Comp.	Att.	Yds	TD	Int	Long	Sack
Feleipe Franks	15	19	250	2	0	82	3
KJ Jefferson	0	0	0	0	0	0	1

RECEIVING	No.	Yds	TD	Long
Blake Kern	4	31	0	13
Treyton Burks	3	47	0	25
Mike Woods	2	129	2	82
DeVion Warren	2	17	0	12
Rakeem Boyd	2	10	0	15
Trelon Smith	1	8	0	8
Tyson Morris	1	8	0	8

PUNTING	No.	Yds	Avg.	Long	I20	50+	TB
Reid Bauer	5	217	43.4	51	2	1	0

FIELD GOALS	Made	Att.	Long	Kicks
-------------	------	------	------	-------

FLORIDA

RUSHING	Att.	Gain	Lost	Net	TD	Long	Avg.
Pierce,D.	12	69	0	69	0	10	5.8
Wright,N.	9	50	0	50	0	14	5.6
Jones,E.	6	37	0	37	1	11	6.2
Davis,M.	8	40	3	37	0	11	4.6
Trask,K.	7	18	10	8	0	5	1.1
Lingard,L.	1	4	0	4	0	4	4.0
Richardson,A.	1	4	0	4	0	4	4.0
Toney,K.	1	0	1	-1	0	0	-1.0

PASSING	Comp.	Att.	Yds	TD	Int	Long	Sack
Trask,K.	23	29	356	6	0	43	1
Jones,E.	4	7	29	1	0	12	0
Toney,K.	0	1	0	0	0	0	0
Richardson,A.	0	1	0	0	1	0	0

RECEIVING	No.	Yds	TD	Long
Toney,K.	7	57	0	21
Grimes,T.	6	109	2	30
Henderson,X.	3	62	1	43
Zipperer,K.	3	47	2	31
Wells, R.	2	24	0	12
Wright,N.	2	7	0	6
Copeland,J.	1	33	1	33
Shorter,J.	1	21	1	21
Whittemore,T.	1	13	0	13
Davis,M.	1	12	0	12

PUNTING	No.	Yds	Avg.	Long	I20	50+	TB
Finn,J.	1	42	42.0	42	0	0	0

FIELD GOALS	Made	Att.	Long	Kicks
-------------	------	------	------	-------

LSU (3-3, 3-3)	27
Arkansas (3-5, 3-5)	24

SCORING SUMMARY

	1st	2nd	3rd	4th	Final
LSU	3	17	0	7	27
Arkansas	7	7	7	3	24

QTR. TEAM SCORING PLAY

1st	LSU	Cade York 49 yd field goal, 8-51 2:16, LSU 3 - AR 0
	AR	Treyton Burks 65 yd pass from Feleipe Franks (AJ Reed kick), 4-92 1:05
2nd	LSU	Racey McMath 30 yd pass from TJ Finley (Cade York kick), 10-75 4:46
	LSU	Ty Davis-Price 1 yd run (Cade York kick), 1-1 0:03
	AR	Feleipe Franks 10 yd run (AJ Reed kick), 3-75 0:37
	LSU	Cade York 24 yd field goal, 14-69 3:44
3rd	AR	Trelon Smith 1 yd run (AJ Reed kick), 6-95 1:30
4th	AR	AJ Reed 22 yd field goal, 7-88 2:24
	LSU	Jarar Jenkins 13 yd pass from TJ Finley (Cade York kick), 10-67 3:31

TEAM STATISTICS

	LSU	ARKANSAS
FIRST DOWNS	24	14
RUSHES-YARDS (NET)	49-148	27-104
PASSING YDS (NET)	271	339
Passes Att-Comp-Int	42-27-0	26-17-1
TOTAL OFFENSE PLAYS-YARDS	91-419	53-443
Fumble Returns-Yards	0-0	0-0
Punt Returns-Yards	4-8	0-0
Kickoff Returns-Yards	0-0	0-0
Interception Returns-Yards	1-36	0-0
Punts (Number-Avg)	7-48.9	7-47.4
Fumbles-Lost	5-1	0-0
Penalties-Yards	9-70	5-42
Possession Time	41:43	18:17
Third-Down Conversions	12 of 23	0 of 10
Fourth-Down Conversions	2 of 2	1 of 1
Red-Zone Scores-Chances	3-3	3-3
Sacks By: Number-Yards	2-12	1-5



WR TREYTON BURKS caught a team-high five passes for 90 yards, including a 65-yard touchdown haul in the closing minute of the first quarter, against LSU.

November 21, 2020 | Fayetteville, Ark.

Donald W. Reynolds Razorback Stadium | Time: 11 a.m. | Attendance: 16,500

TV: SECN > Taylor Zarzour (PBP), Matt Stinchcomb (Analyst) & Tera Talmadge (Sideline)

LSU

RUSHING	Att.	Gain	Lost	Net	TD	Long	Avg.
Ty Davis-Price	24	104	0	104	1	22	4.3
John Emery	12	38	5	33	0	7	2.8
TJ Finley	8	23	8	15	0	8	1.9
Chris Curry	3	2	1	1	0	1	0.3
TEAM	2	0	5	-5	0	0	-2.5

PASSING	Comp.	Att.	Yds	TD	Int	Long	Sack
TJ Finley	27	42	271	2	0	30	1

RECEIVING	No.	Yds	TD	Long
T. Marshall	7	57	0	20
Arik Gilbert	5	55	0	16
Racey McMath	3	48	1	30
Jarar Jenkins	3	43	1	18
Kayshon Boutte	3	31	0	15
John Emery	3	7	0	7
Ty Davis-Price	2	11	0	9
Jontre Kirklin	1	19	0	19

PUNTING	No.	Yds	Avg.	Long	I20	50+	TB
Z. Von Rosenberg	7	342	48.9	61	5	4	0

FIELD GOALS	Made	Att.	Long	Kicks
Cade York	2	2	49	49,24

ARKANSAS

RUSHING	Att.	Gain	Lost	Net	TD	Long	Avg.
Feleipe Franks	14	57	14	43	1	13	3.1
TJ Hammonds	1	29	0	29	0	29	29.0
Trelon Smith	11	28	0	28	1	7	2.5
Treyton Burks	1	4	0	4	0	4	4.0

PASSING	Comp.	Att.	Yds	TD	Int	Long	Sack
Feleipe Franks	17	26	339	1	1	65	2

RECEIVING	No.	Yds	TD	Long
Treyton Burks	5	90	1	65
Mike Woods	4	140	0	50
Trelon Smith	2	19	0	12
Blake Kern	2	17	0	13
TJ Hammonds	1	51	0	51
Tyson Morris	1	12	0	12
Trey Knox	1	9	0	9
Hudson Henry	1	1	0	1

PUNTING	No.	Yds	Avg.	Long	I20	50+	TB
Reid Bauer	7	332	47.4	58	1	2	0

FIELD GOALS	Made	Att.	Long	Kicks
A.J. Reed	1	2	22	22,44x

GAME 9 ||| at MISSOURI

Arkansas (3-6, 3-6) 48
Missouri (5-3, 5-3) 50

December 5, 2020 | Columbia, Mo.

Memorial Stadium | Time: 11 a.m. | Attendance: 11,738

TV: SECN > Dave Neal (PBP), D.J. Shockley (Analyst) & Dawn Davenport (Sideline)

SCORING SUMMARY

	1st	2nd	3rd	4th	Final
Arkansas	6	21	6	15	48
Missouri	10	10	3	27	50

QTR.	TEAM	SCORING PLAY
1st	MU	Harrison Mevis 51 yd field goal, 7:37 2:48
	MU	Larry Rountree 2 yd run (Harrison Mevis kick), 12:69 5:19
	AR	Blake Kern 2 yd pass from KJ Jefferson (AJ Reed kick failed), 12:75 4:29
2nd	MU	Harrison Mevis 29 yd field goal, 12:63 4:52
	AR	Treylon Burks 68 yd pass from KJ Jefferson (AJ Reed kick), 3:89 0:35
	MU	Larry Rountree 6 yd run (Harrison Mevis kick), 8:75 3:31
	AR	Treylon Smith 8 yd run (AJ Reed kick), 13:75 4:06
	AR	KJ Jefferson 1 yd run (AJ Reed kick), 9:70 1:50
3rd	MU	Harrison Mevis 37 yd field goal, 6:60 3:07
	AR	Treylon Smith 15 yd run (AJ Reed kick blocked), 8:75 2:05
4th	MU	Harrison Mevis 40 yd field goal, 14:61 5:34
	AR	Treylon Smith 16 yd run (AJ Reed kick), 7:75 1:35
	MU	Tyler Badie 46 yd run (Harrison Mevis kick), 2:75 0:34
	MU	Larry Rountree 9 yd run (Harrison Mevis kick), 8:82 2:07
	MU	Tyler Badie 25 yd run (Harrison Mevis kick), 4:80 1:26
	AR	Woods 14 yd pass from Jefferson (Woods pass from Jefferson), 13:75 4:04
	MU	Harrison Mevis 32 yd field goal, 7:60 0:43

TEAM STATISTICS

	ARKANSAS	MISSOURI
FIRST DOWNS	34	37
RUSHES-YARDS (NET)	50-292	38-273
PASSING YDS (NET)	274	380
Passes Att-Comp-Int.	34-18-0	49-32-0
TOTAL OFFENSE PLAYS-YARDS	84-566	87-653
Fumble Returns-Yards	0-0	0-0
Punt Returns-Yards	1-0	0-0
Kickoff Returns-Yards	1-7	2-32
Interception Returns-Yards	0-0	0-0
Punts (Number-Avg)	5-41.4	2-39.5
Fumbles-Lost	2-0	1-0
Penalties-Yards	11-95	8-57
Possession Time	26:28	33:32
Third-Down Conversions	6 of 14	9 of 15
Fourth-Down Conversions	3 of 3	0 of 0
Red-Zone Scores-Chances	6-6	6-6
Sacks By: Number-Yards	1-13	1-7



WR TREYLON BURKS caught 10 passes for a career-best 206 yards and a TD to become the first Razorback since Cobi Hamilton in 2012 to go over 200 yards receiving in a game.

ARKANSAS

RUSHING	Att.	Gain	Lost	Net	TD	Long	Avg.
Treylon Smith	26	172	0	172	3	21	6.6
TJ Hammonds	6	52	0	52	0	21	8.7
KJ Jefferson	13	39	7	32	1	16	2.5
Jack Lindsey	1	20	0	20	0	20	20.0
Treylon Burks	3	14	0	14	0	10	4.7
Mike Woods	1	2	0	2	0	2	2.0

PASSING	Comp.	Att.	Yds	TD	Int	Long	Sack
KJ Jefferson	18	33	274	3	0	68	1
Treylon Burks	0	1	0	0	0	0	0

RECEIVING	No.	Yds	TD	Long
Treylon Burks	10	206	1	68
Mike Woods	2	23	1	14
TJ Hammonds	2	12	0	9
Trey Knox	1	22	0	22
Tyson Morris	1	8	0	8
Blake Kern	1	2	1	2
Treylon Smith	1	1	0	1

PUNTING	No.	Yds	Avg.	Long	I20	50+	TB
Reid Bauer	5	207	41.4	49	2	0	0

FIELD GOALS	Made	Att.	Long	Kicks
-------------	------	------	------	-------

MISSOURI

RUSHING	Att.	Gain	Lost	Net	TD	Long	Avg.
Larry Rountree	27	188	3	185	3	46	6.9
Tyler Badie	6	81	2	79	2	46	13.2
Jalen Knox	1	14	0	14	0	14	14.0
D'ionte Smith	1	9	0	9	0	9	9.0
Connor Bazalak	3	2	16	-14	0	2	-4.7

PASSING	Comp.	Att.	Yds	TD	Int	Long	Sack
Connor Bazalak	32	49	380	0	0	32	1

RECEIVING	No.	Yds	TD	Long
Keke Chism	6	113	0	29
B. Banister	6	60	0	18
Damon Hazelton	5	98	0	32
Tauskie Dove	5	46	0	15
Tyler Badie	3	12	0	8
Jalen Knox	2	19	0	13
Micah Wilson	2	10	0	8
Daniel Parker	1	8	0	8
Larry Rountree	1	8	0	8
Niko Hea	1	6	0	6

PUNTING	No.	Yds	Avg.	Long	I20	50+	TB
Grant McKinnis	2	79	39.5	40	0	0	0

FIELD GOALS	Made	Att.	Long	Kicks
Harrison Mevis	5	5	51	51,29,37,40,32

GAME 10 ||| ALABAMA

Alabama (10-0, 10-0)..... 52
Arkansas (3-7, 3-7) 3

December 12, 2020 | Fayetteville, Ark.

Donald W. Reynolds Razorback Stadium | Time: 11 a.m. | Attendance: 16,500

TV: ESPN > Bob Wischusen (PBP), Dan Orlovsky (Analyst) & Kris Budden (Sideline)

SCORING SUMMARY

	1st	2nd	3rd	4th	Final
Alabama	10	28	7	7	52
Arkansas	3	0	0	0	3

QTR. TEAM SCORING PLAY

1st	UA	Will Reichard 45 yd field goal, 7-19 2:22
	AR	M. Phillips 26 yd field goal, 11-66 3:36
	UA	DeVonta Smith 84 yd punt return (Will Reichard kick)
2nd	UA	Najee Harris 1 yd run (Will Reichard kick), 8-49 3:52
	UA	Najee Harris 5 yd run (Will Reichard kick), 1-5 0:04
	UA	B. Robinson Jr. 1 yd run (Will Reichard kick), 8-72 3:45
	UA	B. Robinson Jr. 4 yd run (Will Reichard kick), 13-70 4:31
3rd	UA	B. Robinson Jr. 4 yd run (Will Reichard kick), 14-89 7:36
4th	UA	Jase McClellan 80 yd run (Will Reichard kick), 1-80 0:13

TEAM STATISTICS

	ALABAMA	ARKANSAS
FIRST DOWNS.....	24	13
RUSHES-YARDS (NET).....	38-216	43-80
PASSING YDS (NET).....	227	108
Passes Att-Comp-Int.....	33-27-0	17-9-1
TOTAL OFFENSE PLAYS-YARDS.....	71-443	60-188
Fumble Returns-Yards.....	1-0	0-0
Punt Returns-Yards.....	3-111	1-15
Kickoff Returns-Yards.....	1-10	1-18
Interception Returns-Yards.....	1-0	0-0
Punts (Number-Avg).....	2-37.5	6-40.5
Fumbles-Lost.....	1-1	4-3
Penalties-Yards.....	2-23	8-36
Possession Time.....	33:15	26:45
Third-Down Conversions.....	10 of 14	5 of 15
Fourth-Down Conversions.....	0 of 1	0 of 0
Red-Zone Scores-Chances.....	5-6	1-1
Sacks By: Number-Yards.....	8-49	0-0



LB BUMPER POOL led the Razorbacks with 13 tackles - his sixth double-digit tackles game of the season and the fourth time this season he has led the Hogs in tackles.

ALABAMA

RUSHING	Att.	Gain	Lost	Net	TD	Long	Avg.
Jase McClellan	6	95	0	95	1	80	15.8
B. Robinson Jr.	13	54	0	54	3	8	4.2
Najee Harris	14	47	1	46	2	17	3.3
R. Williams	4	19	0	19	0	7	4.8
Mac Jones	1	2	0	2	0	2	2.0

PASSING	Comp.	Att.	Yds	TD	Int	Long	Sack
Mac Jones	24	29	208	0	0	23	0
Bryce Young	3	4	19	0	0	15	0

RECEIVING	No.	Yds	TD	Long
M. Forristall	6	52	0	13
John Metchie	5	72	0	23
Slade Bolden	4	43	0	17
B. Robinson Jr.	4	22	0	7
DeVonta Smith	3	22	0	10
Javon Baker	2	15	0	15
Najee Harris	1	2	0	2
Jase McClellan	1	1	0	1
T. Jones-Bell	1	-2	0	0

PUNTING	No.	Yds	Avg.	Long	I20	50+	TB
Charlie Scott	2	75	37.5	39	0	0	0

FIELD GOALS	Made	Att.	Long	Kicks
Will Reichard	1	1	45	45

ARKANSAS

RUSHING	Att.	Gain	Lost	Net	TD	Long	Avg.
Trelon Smith	19	71	2	69	0	16	3.6
TJ Hammonds	5	28	3	25	0	17	5.0
KJ Jefferson	6	18	7	11	0	9	1.8
Feleipe Franks	13	28	53	-25	0	11	-1.9

PASSING	Comp.	Att.	Yds	TD	Int	Long	Sack
Feleipe Franks	8	10	90	0	0	24	7
KJ Jefferson	1	6	18	0	0	18	1
Treyton Burks	0	1	0	0	1	0	0

RECEIVING	No.	Yds	TD	Long
Mike Woods	3	43	0	18
Blake Kern	2	19	0	11
Treyton Burks	2	16	0	11
Trelon Smith	1	24	0	24
Trey Knox	1	6	0	6

PUNTING	No.	Yds	Avg.	Long	I20	50+	TB
Reid Bauer	6	243	40.5	48	0	0	0

FIELD GOALS	Made	Att.	Long	Kicks
Matthew Phillips	1	1	26	26

TEAM STATISTICS

Team Statistics	AR	OPP
SCORING	257	349
Points Per Game	25.7	34.9
Points Off Turnovers	41	42
FIRST DOWNS	207	255
Rushing	88	103
Passing	100	134
Penalty	19	18
RUSHING YARDAGE	1513	1921
Yards gained rushing	1812	2105
Yards lost rushing	299	184
Rushing Attempts	394	416
Average Per Rush	3.8	4.6
Average Per Game	151.3	192.1
TDs Rushing	11	21
PASSING YARDAGE	2402	2596
Comp-Att-Int	183-284-6	254-383-13
Average Per Pass	8.5	6.8
Average Per Catch	13.1	10.2
Average Per Game	240.2	259.6
TDs Passing	20	18
TOTAL OFFENSE	3915	4517
Total Plays	678	799
Average Per Play	5.8	5.7
Average Per Game	391.5	451.7
KICK RETURNS: #-Yards	9-157	14-345
PUNT RETURNS: #-Yards	4-18	23-263
INT RETURNS: #-Yards	13-190	6-104
KICK RETURN AVERAGE	17.4	24.6
PUNT RETURN AVERAGE	4.5	11.4
INT RETURN AVERAGE	14.6	17.3
FUMBLES-LOST	17-7	14-5
PENALTIES-Yards	64-457	63-535
Average Per Game	45.7	53.5
PUNTS-Yards	62-2610	42-1849
Average Per Punt	42.1	44.0
Net punt average	36.2	43.1
KICKOFFS-Yards	52-3321	65-3891
Average Per Kick	63.9	59.9
Net kick average	41.4	40.9
TIME OF POSSESSION/Game	25:17	34:43
3RD-DOWN Conversions	46/136	74/158
3rd-Down Pct	34%	47%
4TH-DOWN Conversions	7/11	14/24
4th-Down Pct	64%	58%
SACKS BY-Yards	14-103	34-186
MISC YARDS	0	0
TOUCHDOWNS SCORED	34	43
FIELD GOALS-ATTEMPTS	8-12	15-16
ON-SIDE KICKS	0-1	0-0
RED-ZONE SCORES	(30-33) 91%	(36-46) 78%
RED-ZONE TOUCHDOWNS	(23-33) 70%	(30-46) 65%
PAT-ATTEMPTS	(27-30) 90%	(42-42) 100%
ATTENDANCE	82500	86022
Games/Avg Per Game	5/16500	5/17204
Neutral Site Games		0/0

Score by Quarters	1st	2nd	3rd	4th	OT	Total
Arkansas	51	74	63	69	0	257
Opponents	64	122	67	96	0	349

GAME-BY-GAME LEADERS

Opponent	Rushes	Rush Yards	Catches	Receiving Yards	Tackles	Tackles-For-Loss	Sacks
Georgia	11, Rakeem Boyd	38, Trelon Smith	7, Treyton Burks	102, Treyton Burks	13, Grant Morgan	1.5, Gerald, Williams	1.5, Dorian Gerald
at Mississippi State	14, Trelon Smith	48, Trelon Smith	5, Trelon Smith	100, De'Vion Warren	20, Bumper Pool	1.0, Brown, Gregory	1.0, Eric Gregory
at Auburn	21, Trelon Smith	81, Trelon Smith	6, Mike Woods	95, De'Vion Warren	14, Jalen Catalon	1.0, Three Tied	1.0, Marshall, Henry
Ole Miss	15, Trelon Smith	54, Trelon Smith	11, Treyton Burks	137, Treyton Burks	19, Grant Morgan	3.0, Grant Morgan	1.0, Morgan, Coates
at Texas A&M	18, Rakeem Boyd	100, Rakeem Boyd	7, Treyton Burks	117, Treyton Burks	14, Bumper Pool	3.0, Bumper Pool	--
Tennessee	9, Trelon Smith	72, Trelon Smith	5, Treyton Burks	95, Treyton Burks	14, Bumper Pool	1.5, Bumper Pool	1.0, Foucha, Kelly
at Florida	12, Rakeem Boyd	118, Trelon Smith	4, Blake Kern	129, Mike Woods	15, Grant Morgan	1.5, Jonathan Marshall	1.0, Eric Gregory
LSU	14, Feleipe Franks	43, Feleipe Franks	5, Treyton Burks	140, Mike Woods	19, Grant Morgan	1.5, Morgan, Catalon	1.0, Grant Morgan
at Missouri	26, Trelon Smith	172, Trelon Smith	10, Treyton Burks	206, Treyton Burks	10, Hudson Clark	1.0, Five Tied	1.0, Julius Coates
Alabama	19, Trelon Smith	69, Trelon Smith	3, Mike Woods	43, Mike Woods	13, Bumper Pool	1.0, L. Bishop	--

GAME 1: RICE

ARKANSAS OFFENSE GAME-BY-GAME STATISTICS

		Rushing				Receiving				Passing				Kick Returns				Punt Returns				tot		
Date	Opponent	no.	yds	td	lg	no.	yds	td	lg	cmp	att	int	yds	td	lg	no.	yds	td	lg	no.	yds	td	lg	off
Sep 26	UGA	28	77	0	19	20	203	1	49	20-39-3	203	1	49			1	10	0	10	0	0	0	0	280
Oct 03	at Mississippi State	37	63	0	11	20	212	2	52	20-28-0	212	2	52			0	0	0	0	1	-1	0	0	275
Oct 10	at Auburn	42	119	0	15	22	318	4	44	22-30-0	318	4	44			0	0	0	0	0	0	0	0	437
Oct 17	OLE MISS	48	150	1	18	21	244	1	55	21-34-1	244	1	55			0	0	0	0	0	0	0	0	394
Oct 31	at Texas A&M	42	222	1	28	23	239	3	36	23-32-0	239	3	36			0	0	0	0	0	0	0	0	461
Nov 07	TENNESSEE	45	198	0	24	18	215	3	59	18-25-0	215	3	59			1	26	0	26	1	4	0	4	413
Nov 14	at Florida	32	208	3	83	15	250	2	82	15-19-0	250	2	82			5	96	0	32	0	0	0	0	458
Nov 21	LSU	27	104	2	29	17	339	1	65	17-26-1	339	1	65			0	0	0	0	0	0	0	0	443
Dec 05	at Missouri	50	292	4	21	18	274	3	68	18-34-0	274	3	68			1	7	0	7	1	0	0	0	566
Dec 12	ALABAMA	43	80	0	17	9	108	0	24	9-17-1	108	0	24			1	18	0	18	1	15	0	15	188
Arkansas		394	1513	11	83	183	2402	20	82	183-284-6	2402	20	82			9	157	0	32	4	18	0	15	3915
		416	1921	21	80	254	2596	18	43	254-383-13	2596	18	43			14	345	0	48	23	263	2	84	4517

Games: 10 • Avg/rush: 3.8 • Avg/catch: 13.1 • Pass eff: 154.50 • KR avg: 17.4 • PR avg: 4.5 • All purpose avg/game: 428.0 • Total offense avg/gm: 391.5

ARKANSAS DEFENSE GAME-BY-GAME STATISTICS

		Tackles				Sacks	Fumble		Pass Defense			blkd	PAT Attempts			off		
Date	Opponent	ua	a	total	tfl-yds	no-yds	ff	fr-yds	int-yds	qbh	brup	kick	kick	rush	rcv	saf	t/o	pts
Sep 26	UGA	43	38	81	4.0-33	3.0-31	1	1-7	1-0	4	6	0	1-1	0	0	0	3	10
Oct 03	at Mississippi State	43	52	95	3.0-16	1.0-11	0	1-0	3-95	1	4	0	3-3	0	0	0	7	21
Oct 10	at Auburn	45	32	77	4.0-18	3.0-16	0	0-0	0-0	0	4	0	1-2	0	0	0	0	28
Oct 17	OLE MISS	40	60	100	11.0-31	2.0-14	0	1-0	6-86	1	3	0	3-3	0	0	0	24	33
Oct 31	at Texas A&M	36	30	66	6.0-10	0.0-0	0	0-0	0-0	0	2	0	4-4	0	0	0	0	31
Nov 07	TENNESSEE	28	54	82	6.0-10	2.0-3	1	0-0	2-0	2	4	0	3-3	0	0	0	0	24
Nov 14	at Florida	36	54	90	4.0-18	1.0-10	0	0-0	1-9	4	3	0	5-5	0	0	0	7	35
Nov 21	LSU	40	62	102	6.0-18	1.0-5	3	1-0	0-0	4	5	0	3-3	0	0	0	0	24
Dec 05	at Missouri	50	12	62	5.0-21	1.0-13	1	0-0	0-0	1	4	0	4-6	0	1	0	0	48
Dec 12	ALABAMA	32	54	86	1.0-2	0.0-0	1	1-0	0-0	0	1	0	0-0	0	0	0	0	3
Arkansas		393	448	841	50.0-177	14.0-103	7	5-7	13-190	17	36	0	27-30	0	1	0	41	257
		376	278	654	65.0-261	34.0-186	10	7-35	6-104	28	28	4	42-42	1	0	1	42	349

ARKANSAS SPECIAL TEAMS GAME-BY-GAME STATISTICS

		Punting									Field Goals			Kickoffs				
Date	Opponent	no.	yds	avg	long	blkd	tb	fc	50+	i20	md-att	long	blkd	no.	yds	avg	tb	ob
Sep 26	UGA	9	378	42.0	57	1	1	2	3	0	1-1	25	0	4	268	67.0	2	0
Oct 03	at Mississippi State	8	338	42.2	48	0	1	3	0	4	0-0	0	0	4	258	64.5	2	0
Oct 10	at Auburn	6	212	35.3	51	1	0	2	1	1	1-1	23	0	6	379	63.2	0	2
Oct 17	OLE MISS	7	328	46.9	62	0	2	3	3	2	2-2	32	0	7	423	60.4	4	1
Oct 31	at Texas A&M	3	130	43.3	51	0	0	0	1	1	1-3	34	0	5	319	63.8	4	0
Nov 07	TENNESSEE	6	225	37.5	51	0	1	3	1	2	1-2	48	0	5	325	65.0	5	0
Nov 14	at Florida	5	217	43.4	51	0	0	2	1	2	0-0	0	0	6	388	64.7	5	1
Nov 21	LSU	7	332	47.4	58	0	0	2	2	1	1-2	22	1	5	325	65.0	5	0
Dec 05	at Missouri	5	207	41.4	49	0	0	3	0	2	0-0	0	0	8	509	63.6	6	0
Dec 12	ALABAMA	6	243	40.5	48	0	0	0	0	0	1-1	26	0	2	127	63.5	0	1
Arkansas		62	2610	42.1	62	2	5	20	12	15	8-12	48	1	52	3321	63.9	33	5
		42	1849	44.0	63	0	1	16	12	17	15-16	51	0	65	3891	59.9	43	2

ARKANSAS RED ZONE GAME-BY-GAME STATISTICS

Date	Opponent	Score	Times In RZ	Times Scored	Total Pts	Rush TDs	Pass TDs	FGs Made	Failed to score inside RZ					
			In RZ	Scored	Pts	TDs	TDs	TDs	FGA	Down	Int	Fumb	Half	Game
Sep 26, 2020	UGA	L 10-37	1	1	3	0	0	0	1	0	0	0	0	0
Oct 03, 2020	at Mississippi State	W 21-14	3	2	14	2	0	2	0	0	0	0	1	0
Oct 10, 2020	at Auburn	L 28-30	4	4	21	3	0	3	1	0	0	0	0	0
Oct 17, 2020	OLE MISS	W 33-21	5	4	19	2	1	1	2	0	0	0	0	1
Oct 31, 2020	at Texas A&M	L 31-42	5	5	31	4	1	3	1	0	0	0	0	0
Nov 07, 2020	TENNESSEE	W 24-13	3	2	14	2	0	2	0	1	0	0	0	0
Nov 14, 2020	at Florida	L 35-63	2	2	14	2	2	0	0	0	0	0	0	0
Nov 21, 2020	LSU	L 24-27	3	3	17	2	2	0	1	0	0	0	0	0
Dec 05, 2020	at Missouri	L 48-50	6	6	41	6	4	2	0	0	0	0	0	0
Dec 12, 2020	ALABAMA	L 3-52	1	1	3	0	0	0	1	0	0	0	0	0
Totals			33	30	177	23	10	13	7	1	0	0	1	1
30 of 33 (90.9%)														

GAME 1: RICE

OPPONENT OFFENSE GAME-BY-GAME STATISTICS

Date	Opponent	Rushing				Receiving				Passing				Kick Returns				Punt Returns				tot off
		no.	yds	td	lg	no.	yds	td	lg	cmp-att-int	yds	td	lg	no.	yds	td	lg	no.	yds	td	lg	
Sep 26	UGA	42	121	1	20	28	266	2	26	28-47-1	266	2	26	2	91	0	48	3	57	0	23	387
Oct 03	at Mississippi State	24	87	1	10	43	313	1	34	43-60-3	313	1	34	2	49	0	26	3	21	0	20	400
Oct 10	at Auburn	41	259	1	41	18	187	1	32	18-29-0	187	1	32	4	106	0	35	4	34	1	12	446
Oct 17	OLE MISS	53	242	1	47	20	200	2	34	20-38-6	200	2	34	2	37	0	20	1	8	0	8	442
Oct 31	at Texas A&M	36	182	3	30	21	260	3	35	21-26-0	260	3	35	1	20	0	20	3	23	0	11	442
Nov 07	TENNESSEE	50	185	1	20	11	107	0	24	11-21-2	107	0	24	0	0	0	0	1	1	0	1	292
Nov 14	at Florida	45	208	1	14	27	385	7	43	27-38-1	385	7	43	0	0	0	0	1	0	0	0	593
Nov 21	LSU	49	148	1	22	27	271	2	30	27-42-0	271	2	30	0	0	0	0	4	8	0	9	419
Dec 05	at Missouri	38	273	5	46	32	380	0	32	32-49-0	380	0	32	2	32	0	23	0	0	0	0	653
Dec 12	ALABAMA	38	216	6	80	27	227	0	23	27-33-0	227	0	23	1	10	0	10	3	111	1	84	443
Opponents		416	1921	21	80	254	2596	18	43	254-383-13	2596	18	43	14	345	0	48	23	263	2	84	4517
		394	1513	11	83	183	2402	20	82	183-284-6	2402	20	82	9	157	0	32	4	18	0	15	3915

Games: 10 • Avg/rush: 4.6 • Avg/catch: 10.2 • Pass effic: 131.97 • KR avg: 24.6 • PR avg: 11.4 • All purpose avg/game: 522.9 • Total offense avg/gm: 451.7

OPPONENT DEFENSE GAME-BY-GAME STATISTICS

Date	Opponent	Tackles				Sacks		Fumble		Pass Defense			blkd kick	PAT Attempts			off	
		ua	a	total	tfl-yds	no-yds	ff	fr-yds	int-yds	qbh	brup	kick		rush	rcv	saf	t/o	pts
Sep 26	UGA	36	20	56	5.0-33	2.0-16	1	0-0	3-68	3	5	1	3-3	1	0	1	14	37
Oct 03	at Mississippi State	34	38	72	7.0-18	3.0-13	1	2-0	0-0	5	0	0	2-2	0	0	0	0	14
Oct 10	at Auburn	47	20	67	7.0-20	3.0-10	0	0-0	0-0	3	4	1	3-3	0	0	0	0	30
Oct 17	OLE MISS	46	38	84	8.0-21	3.0-11	1	1-0	1-0	4	3	0	3-3	0	0	0	0	21
Oct 31	at Texas A&M	41	30	71	7.0-26	4.0-18	0	0-0	0-0	2	4	0	6-6	0	0	0	0	42
Nov 07	TENNESSEE	41	30	71	9.0-36	4.0-28	2	0-0	0-0	5	1	0	1-1	0	0	0	0	13
Nov 14	at Florida	27	36	63	8.0-34	4.0-22	1	1-35	0-0	3	1	0	9-9	0	0	0	7	63
Nov 21	LSU	33	6	39	3.0-13	2.0-12	0	0-0	1-36	1	3	1	3-3	0	0	0	7	27
Dec 05	at Missouri	38	32	70	1.0-7	1.0-7	1	0-0	0-0	1	4	1	5-5	0	0	0	0	50
Dec 12	ALABAMA	33	28	61	10.0-53	8.0-49	3	3-0	1-0	1	3	0	7-7	0	0	0	14	52
Opponents		376	278	654	65.0-261	34.0-186	10	7-35	6-104	28	28	4	42-42	1	0	1	42	349
		393	448	841	50.0-177	14.0-103	7	5-7	13-190	17	36	0	27-30	0	1	0	41	257

OPPONENT SPECIAL TEAMS GAME-BY-GAME STATISTICS

		Punting										Field Goals			Kickoffs				
Date	Opponent	no.	yds	avg	long	blkd	tb	fc	50+	i20	md-att	long	blkd	no.	yds	avg	tb	ob	
Sep 26	UGA	7	349	49.9	63	0	1	3	4	5	2-2	38	0	6	384	64.0	5	0	
Oct 03	at Mississippi State	5	213	42.6	51	0	0	1	1	1	0-0	0	0	3	195	65.0	3	0	
Oct 10	at Auburn	5	187	37.4	48	0	0	2	0	3	3-4	47	0	7	447	63.9	5	2	
Oct 17	OLE MISS	3	122	40.7	48	0	0	2	0	1	0-0	0	0	4	229	57.2	3	0	
Oct 31	at Texas A&M	4	166	41.5	43	0	0	3	0	1	0-0	0	0	7	455	65.0	7	0	
Nov 07	TENNESSEE	6	274	45.7	54	0	0	0	3	1	2-2	50	0	4	260	65.0	3	0	
Nov 14	at Florida	1	42	42.0	42	0	0	1	0	0	0-0	0	0	10	636	63.6	5	0	
Nov 21	LSU	7	342	48.9	61	0	0	2	4	5	2-2	49	0	5	325	65.0	5	0	
Dec 05	at Missouri	2	79	39.5	40	0	0	1	0	0	5-5	51	0	10	581	58.1	7	0	
Dec 12	ALABAMA	2	75	37.5	39	0	0	1	0	0	1-1	45	0	9	379	42.1	0	0	
Opponents		42	1849	44.0	63	0	1	16	12	17	15-16	51	0	65	3891	59.9	43	2	
		62	2610	42.1	62	2	5	20	12	15	8-12	48	1	52	3321	63.9	33	5	

OPPONENT RED ZONE GAME-BY-GAME STATISTICS

Date	Opponent	Score	Times				Rush				FGs	Failed to score inside RZ					
			In RZ	Times Scored	Total Pts	TDs	TDs	TDs	TDs	Made		FGA	Down	Int	Fumb	Half	Game
Sep 26, 2020	UGA	L 10-37	4	3	22	3	1	2	0	0	0	0	0	1	0	0	0
Oct 03, 2020	at Mississippi State	W 21-14	4	2	14	2	1	1	0	0	0	0	2	0	0	0	0
Oct 10, 2020	at Auburn	L 28-30	5	4	20	2	1	1	2	2	1	0	0	0	0	0	0
Oct 17, 2020	OLE MISS	W 33-21	5	2	14	2	1	1	0	0	0	1	1	1	1	0	0
Oct 31, 2020	at Texas A&M	L 31-42	4	4	28	4	2	2	0	0	0	0	0	0	0	0	0
Nov 07, 2020	TENNESSEE	W 24-13	2	1	7	1	1	0	0	0	0	0	0	1	0	0	0
Nov 14, 2020	at Florida	L 35-63	7	6	42	6	1	5	0	0	0	1	0	0	0	0	0
Nov 21, 2020	LSU	L 24-27	3	3	17	2	1	1	1	1	0	0	0	0	0	0	0
Dec 05, 2020	at Missouri	L 48-50	6	6	30	3	3	0	3	3	0	0	0	0	0	0	0
Dec 12, 2020	ALABAMA	L 3-52	6	5	35	5	5	0	0	0	0	0	0	0	1	0	0
Totals			46	36	229	30	17	13	6	6	1	4	3	2	0	0	0
36 of 46 (78.3%)																	

TEAM COMPARISON GAME-BY-GAME STATISTICS

Opponent	Score	First Downs				Rushing Number-Yards	Passing		Total Offense Plays-Yards	Return Yards	Turn- Overs
		Total	Rush	Pass	Pen		Comp-Att-Int	Yards			
UGA	10 - 37	15 / 19	4 / 8	8 / 10	3 / 1	28-77 / 42-121	20-39-3 / 28-47-1	203 / 266	67-280 / 89-387	17 / 216	3 / 2
Mississippi State	21 - 14	17 / 24	6 / 5	10 / 19	1 / 0	37-63 / 24-87	20-28-0 / 43-60-3	212 / 313	65-275 / 84-400	94 / 70	2 / 4
Auburn	28 - 30	22 / 24	5 / 14	15 / 10	2 / 0	42-119 / 41-259	22-30-0 / 18-29-0	318 / 187	72-437 / 70-446	0 / 140	0 / 0
OLE MISS	33 - 21	24 / 23	10 / 13	13 / 10	1 / 0	48-150 / 53-242	21-34-1 / 20-38-6	244 / 200	82-394 / 91-442	86 / 45	2 / 7
Texas A&M	31 - 42	29 / 25	12 / 9	13 / 12	4 / 4	42-222 / 36-182	23-32-0 / 21-26-0	239 / 260	74-461 / 62-442	0 / 43	0 / 0
TENNESSEE	24 - 13	21 / 19	13 / 11	7 / 6	1 / 2	45-198 / 50-185	18-25-0 / 11-21-2	215 / 107	70-413 / 71-292	30 / 1	0 / 2
Florida	35 - 63	18 / 36	9 / 15	8 / 18	1 / 3	32-208 / 45-208	15-19-0 / 27-38-1	250 / 385	51-458 / 83-593	105 / 35	1 / 1
LSU	24 - 27	14 / 24	2 / 7	11 / 16	1 / 1	27-104 / 49-148	17-26-1 / 27-42-0	339 / 271	53-443 / 91-419	0 / 44	1 / 1
Missouri	48 - 50	34 / 37	21 / 12	10 / 20	3 / 5	50-292 / 38-273	18-34-0 / 32-49-0	274 / 380	84-566 / 87-653	7 / 32	0 / 0
ALABAMA	3 - 52	13 / 24	6 / 9	5 / 13	2 / 2	43-80 / 38-216	9-17-1 / 27-33-0	108 / 227	60-188 / 71-443	33 / 121	4 / 1
Totals	257 - 349	207 / 255	88 / 103	100 / 134	19 / 18	394-1513 / 416-1921	183-284-6 / 254-383-13	2402 / 2596	678-3915 / 799-4517	372 / 747	13 / 18

Opponent	3rd Down		4th Down		Time of Possession	TOP Margin	Avg		Avg		Avg		Punting		Penalties		Sacks
	Conversions		Conversions				Yds/Rush		Yds/Pass		Yds/Play		Number-Avg		Number-Yards		
UGA	3-14 / 6-20		0-1 / 2-3		24:14 / 35:46	-11:32	2.8 / 2.9		5.2 / 5.7		4.2 / 4.3		9-42.0 / 7-49.9		10-53 / 12-108		3 / 2
Mississippi State	5-14 / 6-17		0-1 / 4-6		23:40 / 36:20	-12:40	1.7 / 3.6		7.6 / 5.2		4.2 / 4.8		8-42.2 / 5-42.6		5-40 / 4-25		1 / 3
Auburn	6-15 / 6-15		1-1 / 0-0		27:42 / 32:18	-4:36	2.8 / 6.3		10.6 / 6.4		6.1 / 6.4		6-35.3 / 5-37.4		6-26 / 7-52		3 / 3
OLE MISS	6-17 / 4-16		1-1 / 5-9		30:29 / 29:31	0:58	3.1 / 4.6		7.2 / 5.3		4.8 / 4.9		7-46.9 / 3-40.7		3-15 / 6-35		2 / 3
Texas A&M	3-11 / 7-11		1-2 / 0-0		27:01 / 32:59	-5:58	5.3 / 5.1		7.5 / 10.0		6.2 / 7.1		3-43.3 / 4-41.5		5-51 / 9-100		0 / 4
TENNESSEE	9-17 / 5-15		0-0 / 0-1		27:01 / 32:59	-5:58	4.4 / 3.7		8.6 / 5.1		5.9 / 4.1		6-37.5 / 6-45.7		2-20 / 3-30		2 / 4
Florida	3-9 / 9-12		0-1 / 1-2		21:12 / 38:48	-17:36	6.5 / 4.6		13.2 / 10.1		9.0 / 7.1		5-43.4 / 1-42.0		9-79 / 3-35		1 / 4
LSU	0-10 / 12-23		1-1 / 2-2		18:17 / 41:43	-23:26	3.9 / 3.0		13.0 / 6.5		8.4 / 4.6		7-47.4 / 7-48.9		5-42 / 9-70		1 / 2
Missouri	6-14 / 9-15		3-3 / 0-0		26:28 / 33:32	-7:04	5.8 / 7.2		8.1 / 7.8		6.7 / 7.5		5-41.4 / 2-39.5		11-95 / 8-57		1 / 1
ALABAMA	5-15 / 10-14		0-0 / 0-1		26:45 / 33:15	-6:30	1.9 / 5.7		6.4 / 6.9		3.1 / 6.2		6-40.5 / 2-37.5		8-36 / 2-23		0 / 8
Totals	46-136 / 74-158		7-11 / 14-24		252:49 / 347:11	-94:22	3.8 / 4.6		8.5 / 6.8		5.8 / 5.7		62-42.1 / 42-44.0		64-457 / 63-535		14 / 34

Note: Game totals are displayed in the format TEAM/OPPONENT for each category

ARKANSAS INDIVIDUAL STATISTICS

Rushing	gp	att	gain	loss	net	avg	td	lg	avg/g
Trelon Smith	10	134	727	17	710	5.3	5	83	71.0
Rakeem Boyd	7	82	325	16	309	3.8	3	16	44.1
Feleipe Franks	10	105	387	183	204	1.9	1	28	20.4
TJ Hammonds	8	14	118	17	101	7.2	0	29	12.6
Treyton Burks	9	15	76	1	75	5.0	0	18	8.3
KJ Jefferson	5	28	99	32	67	2.4	2	19	13.4
DeVion Warren	7	4	44	9	35	8.8	0	22	5.0
Jack Lindsey	5	1	20	0	20	20.0	0	20	4.0
AMontae Spivey	5	4	13	2	11	2.8	0	5	2.2
Mike Woods	10	1	2	0	2	2.0	0	2	0.2
Malik Hornsby	1	2	1	2	-1	-0.5	0	1	-1.0
TEAM	5	4	0	20	-20	-5.0	0	0	-4.0
Total	10	394	1812	299	1513	3.8	11	83	151.3
Opponents	10	416	2105	184	1921	4.6	21	80	192.1

Passing	gp	effc	comp	att	int	pct	yds	td	lg	avg/g
Feleipe Franks	10	163.06	163	238	4	68.5	2107	17	82	210.7
KJ Jefferson	5	133.37	20	41	0	48.8	295	3	68	59.0
Treyton Burks	9	-100.00	0	4	2	0.0	0	0	0	0.0
DeVion Warren	7	0.00	0	1	0	0.0	0	0	0	0.0
Total	10	154.50	183	284	6	64.4	2402	20	82	240.2
Opponents	10	131.97	254	383	13	66.3	2596	18	43	259.6

Receiving	gp	no.	yds	avg	td	lg	avg/g
Treyton Burks	9	51	820	16.1	7	68	91.1
Mike Woods	10	32	619	19.3	5	82	61.9
Trelon Smith	10	22	159	7.2	1	25	15.9
Blake Kern	10	20	201	10.1	2	35	20.1
Hudson Henry	6	16	92	5.8	1	13	15.3
DeVion Warren	7	15	278	18.5	3	52	39.7
Rakeem Boyd	7	10	33	3.3	0	15	4.7
Trey Knox	10	7	70	10.0	0	22	7.0
Tyson Morris	10	7	67	9.6	1	17	6.7
TJ Hammonds	8	3	63	21.0	0	51	7.9
Total	10	183	2402	13.1	20	82	240.2
Opponents	10	254	2596	10.2	18	43	259.6

GAME-BY-GAME OFFENSIVE LINE SNAPS

Player	Total	UGA	MSU	AUB	MISS	TAMU	TENN	FLA	LSU	MIZ	ALA
Myron Cunningham	620	72	66	77	84	78	71	52	56	87	61
Brady Latham	552	67	66	77	84	65	64	45	46	56	61
Ricky Stromberg	544	72	66	77	84	63	71	52	56	87	-
Dalton Wagner	413	12	-	76	0	-	71	52	56	85	61
Ty Clary	398	-	-	57	54	38	51	52	56	83	61
Beaux Limmer	288	69	66	20	30	55	20	-	-	4	54
Noah Gatlin	205	60	66	1	84	78	-	-	-	-	-
Luke Jones	82	5	0	0	0	13	7	7	10	33	7
Shane Clinin	3	3	-	-	0	-	-	0	0	0	0
Marcus Henderson	3	1	2	0	0	-	-	-	-	-	-

ARKANSAS INDIVIDUAL STATISTICS

Scoring	td	fg	PAT				dxp	saf	pts
			kick	rush	rcv	pass			
AJ Reed	-	7-11	27-29	-	-	-	-	-	48
Treyton Burks	7	-	-	-	-	-	-	-	42
Trelon Smith	6	-	-	-	-	-	-	-	36
Mike Woods	5	-	-	-	1	-	-	-	32
DeVion Warren	3	-	-	-	-	-	-	-	18
Rakeem Boyd	3	-	-	-	-	-	-	-	18
Blake Kern	2	-	-	-	-	-	-	-	12
KJ Jefferson	2	-	-	-	-	1-1	-	-	12
Grant Morgan	1	-	-	-	-	-	-	-	6
Feleipe Franks	1	-	-	0-1	-	0-2	-	-	6
Tyson Morris	1	-	-	-	-	-	-	-	6
Hudson Henry	1	-	-	-	-	-	-	-	6
Jalen Catalon	1	-	-	-	-	-	-	-	6
Greg Brooks Jr	1	-	-	-	-	-	-	-	6
M. Phillips	-	1-1	-	-	-	-	-	-	3
TEAM	-	-	0-1	-	-	-	-	-	0
Total	34	8-12	27-30	0-1	1	1-3	-	-	257
Opponents	43	15-16	42-42	1-1	-	-	-	1	349

Field Goals	fg	pct.	01-19	20-29	30-39	40-49	50-99	lg	blk
AJ Reed	7-11	63.6	0-0	4-5	2-2	1-4	0-0	48	1
M. Phillips	1-1	100.0	0-0	1-1	0-0	0-0	0-0	26	0

FG Sequence	Arkansas	Opponents
UGA	(25)	(38),(38)
Mississippi State	-	-
Auburn	(23)	(47),(25),34,(39)
Ole Miss	(23),(32)	-
Texas A&M	48,49,(34)	-
Tennessee	21,(48)	(50),(48)
Florida	-	-
LSU	(22),44	(49),(24)
Missouri	-	(51),(29),(37),(40),(32)
Alabama	(26)	(45)

Numbers in (parentheses) indicate field goal was made.

Total Offense	g	plays	rush	pass	total	avg/g
Feleipe Franks	10	343	204	2107	2311	231.1
Trelon Smith	10	134	710	0	710	71.0
KJ Jefferson	5	69	67	295	362	72.4
Rakeem Boyd	7	82	309	0	309	44.1
TJ Hammonds	8	14	101	0	101	12.6
Treyton Burks	9	19	75	0	75	8.3
DeVion Warren	7	5	35	0	35	5.0
Jack Lindsey	5	1	20	0	20	4.0
AMontae Spivey	5	4	11	0	11	2.2
Mike Woods	10	1	2	0	2	0.2
Malik Hornsby	1	2	-1	0	-1	-1.0
TEAM	5	4	-20	0	-20	-4.0
Total	10	678	1513	2402	3915	391.5
Opponents	10	799	1921	2596	4517	451.7

Punting	no.	yds	avg	lg	tb	fc	i20	50+	blk
Reid Bauer	39	1698	43.5	62	3	13	10	8	0
George Caratan	16	727	45.4	57	2	4	4	4	2
Sam Loy	5	176	35.2	44	0	3	1	0	0
TEAM	2	9	4.5	9	0	0	0	0	0
Total	62	2610	42.1	62	5	20	15	12	2
Opponents	42	1849	44.0	63	1	16	17	12	0

Kickoffs	no.	yds	avg	tb	ob	retn	net	ydln
Vito Calvaruso	48	3087	64.3	33	4			
AJ Reed	4	234	58.5	0	1			
Total	52	3321	63.9	33	5	24.6	41.4	23
Opponents	65	3891	59.9	43	2	17.4	40.9	24

ARKANSAS INDIVIDUAL STATISTICS

All Purpose	g	rush	rcv	pr	kr	ir	total	avg/g
Treyton Burks	9	75	820	4	0	0	899	99.9
Trelon Smith	10	710	159	0	0	0	869	86.9
Mike Woods	10	2	619	0	0	0	621	62.1
DeVion Warren	7	35	278	0	120	0	433	61.9
Rakeem Boyd	7	309	33	0	0	0	342	48.9
Feleipe Franks	10	204	0	0	0	0	204	20.4
Blake Kern	10	0	201	0	0	0	201	20.1
TJ Hammonds	8	101	63	0	0	0	164	20.5
Hudson Henry	6	0	92	0	0	0	92	15.3
Greg Brooks Jr	10	0	0	0	0	79	79	7.9
Trey Knox	10	0	70	0	0	0	70	7.0
KJ Jefferson	5	67	0	0	0	0	67	13.4
Tyson Morris	10	0	67	0	0	0	67	6.7
Nathan Parodi	8	0	0	14	37	0	51	6.4
Jalen Catalon	10	0	0	0	0	44	44	4.4
Joe Foucha	10	0	0	0	0	26	26	2.6
Grant Morgan	9	0	0	0	0	23	23	2.6
Jack Lindsey	5	20	0	0	0	0	20	4.0
Hudson Clark	9	0	0	0	0	18	18	2.0
AMontae Spivey	5	11	0	0	0	0	11	2.2
Malik Hornsby	1	-1	0	0	0	0	-1	-1.0
TEAM	5	-20	0	0	0	0	-20	-4.0
Total	10	1513	2402	18	157	190	4280	428.0
Opponents	10	1921	2596	263	345	104	5229	522.9

Punt Returns	no.	yds	avg	td	lg
Nathan Parodi	3	14	4.7	0	15
Treyton Burks	1	4	4.0	0	4
Total	4	18	4.5	0	15
Opponents	23	263	11.4	2	84

Interceptions	no.	yds	avg	td	lg
Hudson Clark	3	18	6.0	0	18
Jalen Catalon	3	44	14.7	1	35
Joe Foucha	2	26	13.0	0	26
Greg Brooks Jr	2	79	39.5	1	69
Montaric Brown	1	0	0.0	0	0
Grant Morgan	1	23	23.0	1	23
Eric Gregory	1	0	0.0	0	0
Total	13	190	14.6	3	69
Opponents	6	104	17.3	1	38

Kick Returns	no.	yds	avg	td	lg
DeVion Warren	6	120	20.0	0	32
Nathan Parodi	3	37	12.3	0	18
Total	9	157	17.4	0	32
Opponents	14	345	24.6	0	48

Fumble Returns	no.	yds	avg	td	lg
Myles Slusher	1	7	7.0	0	7
Total	1	7	7.0	0	7
Opponents	2	35	17.5	1	35

ARKANSAS DEFENSIVE STATISTICS

#	Defensive Leaders	gp	Tackles				Sacks no-yds	Pass defense			Fumbles		blkd	
			ua	a	tot	tfl/yds		int-yds	brup	qbh	rcv-yds	ff	kick	saf
31	Grant Morgan	9	40	71	111	7.5-23	2.0-9	1-23	5	2
10	Bumper Pool	9	40	61	101	6.5-11	0.5-3	.	5	1
1	Jalen Catalon	10	51	48	99	2.0-7	.	3-44	4	.	1-0	2	.	.
7	Joe Foucha	10	18	42	60	3.0-6	1.0-1	2-26	3	.	1-0	1	.	.
1H	Hudson Clark	9	32	15	47	1.0-1	.	3-18	3
9	Greg Brooks Jr	10	22	17	39	3.0-7	.	2-79	1	2
42	J. Marshall	10	20	15	35	6.5-21	1.0-7	.	1	4	.	1	.	.
18	Myles Mason	8	11	22	33	0.5-0
21	Montaric Brown	8	20	11	31	2.0-7	.	1-0	6	.	.	1	.	.
50	Eric Gregory	9	12	15	27	3.0-22	2.5-21	1-0	.	1
27	Hayden Henry	10	14	11	25	3.0-11	1.0-8	.	1
93	Isaiah Nichols	9	6	18	24	0.5-1	0.5-1	.	1
15	Simeon Blair	9	10	13	23	.	.	.	2
56	Zach Williams	9	9	13	22	1.5-9	1.0-8	.	.	1
1C	Julius Coates	7	11	7	18	3.0-24	2.0-23	.	.	2	.	1	.	.
24	L. Bishop	10	8	9	17	1.0-2	.	.	2
0J	Jerry Jacobs	4	17	.	17	1.0-1
2	Myles Slusher	6	9	6	15	1.0-1	2-7	1	.	.
3T	Nick Turner	9	6	7	13
28	Andrew Parker	10	3	9	12
91	Taurean Carter	8	4	7	11	.	.	.	1
0	Khari Johnson	9	3	5	8	.	.	.	1
97	Xavier Kelly	9	3	5	8	1.0-2	1.0-2	.	.	2
90	Marcus Miller	3	3	4	7
5G	Dorian Gerald	6	3	2	5	1.5-20	1.5-20	.	.	1
11	Mataio Soli	9	1	4	5	0.5-0	.	.	.	1
37	Eric Thomas Jr	7	3	1	4	1.0-1
46	Nathan Bax	9	2	2	4
1	DeVion Warren	7	1	2	3
45	Jackson Woodard	4	.	2	2
9C	Vito Calvaruso	10	2	.	2
62	Brady Latham	10	2	.	2
32	Deon Edwards	5	1	1	2	1-0	.	.	.
70	Luke Jones	10	1	.	1
8	Mike Woods	10	1	.	1
87	Blake Kern	10	.	1	1
22	Trelon Smith	10	1	.	1
4	Malik Chavis	7	1	.	1
7K	Trey Knox	10	1	.	1
33	Karch Gardiner	1	1	.	1
89	Blayne Toll	6	.	1	1
48	Jordan Silver	10	.	1	1
Total		10	393	448	841	50-177	14-103	13-190	36	17	5-7	7	.	.
Opponents		10	376	278	654	65-261	34-186	6-104	28	28	7-35	10	4	1

ARKANSAS INDIVIDUAL GAME HIGHS

Rushes	26	Trelon Smith at Missouri (Dec 05, 2020)
Yards Rushing	172	Trelon Smith at Missouri (Dec 05, 2020)
TD Rushes	3	Trelon Smith at Missouri (Dec 05, 2020)
Long Rush	83	Trelon Smith at Florida (Nov 14, 2020)
Pass attempts	36	Feleipe Franks vs UGA (Sep 26, 2020)
Pass completions	23	Feleipe Franks at Texas A&M (Oct 31, 2020)
Yards Passing	339	Feleipe Franks vs LSU (Nov 21, 2020)
TD Passes	4	Feleipe Franks at Auburn (Oct 10, 2020)
Long Pass	82	Feleipe Franks at Florida (Nov 14, 2020)
Receptions	11	Treyton Burks vs Ole Miss (Oct 17, 2020)
Yards Receiving	206	Treyton Burks at Missouri (Dec 05, 2020)
TD Receptions	2	DeVion Warren at Auburn (Oct 10, 2020)
	2	Treyton Burks at Texas A&M (Oct 31, 2020)
	2	Mike Woods at Florida (Nov 14, 2020)
Long Reception	82	Mike Woods at Florida (Nov 14, 2020)
Field Goals	2	AJ Reed vs Ole Miss (Oct 17, 2020)
Long Field Goal	48	AJ Reed vs Tennessee (Nov 07, 2020)
Punts	7	George Caratan at Mississippi State (Oct 03, 2020)
	7	Reid Bauer vs Ole Miss (Oct 17, 2020)
	7	Reid Bauer vs LSU (Nov 21, 2020)
Punting Avg	49.6	George Caratan vs UGA (Sep 26, 2020)
Long Punt	62	Reid Bauer vs Ole Miss (Oct 17, 2020)
Punts inside 20	3	George Caratan at Mississippi State (Oct 03, 2020)
Long Punt Return	15	Nathan Parodi vs Alabama (Dec 12, 2020)
Long Kickoff Return	32	DeVion Warren at Florida (Nov 14, 2020)
Tackles	20	Bumper Pool at Mississippi State (Oct 03, 2020)
Sacks	1.5	Dorian Gerald vs UGA (Sep 26, 2020)
Tackles For Loss	3.0	Grant Morgan vs Ole Miss (Oct 17, 2020)
	3.0	Bumper Pool at Texas A&M (Oct 31, 2020)
Interceptions	3	Hudson Clark vs Ole Miss (Oct 17, 2020)

ARKANSAS TEAM GAME HIGHS

Rushes	50	at Missouri (Dec 05, 2020)
Yards Rushing	292	at Missouri (Dec 05, 2020)
Yards Per Rush	6.5	at Florida (Nov 14, 2020)
TD Rushes	4	at Missouri (Dec 05, 2020)
Pass attempts	39	vs UGA (Sep 26, 2020)
Pass completions	23	at Texas A&M (Oct 31, 2020)
Yards Passing	339	vs LSU (Nov 21, 2020)
Yards Per Pass	13.2	at Florida (Nov 14, 2020)
TD Passes	4	at Auburn (Oct 10, 2020)
Total Plays	84	at Missouri (Dec 05, 2020)
Total Offense	566	at Missouri (Dec 05, 2020)
Yards Per Play	9.0	at Florida (Nov 14, 2020)
Points	48	at Missouri (Dec 05, 2020)
Sacks By	3	vs UGA (Sep 26, 2020)
	3	at Auburn (Oct 10, 2020)
First Downs	34	at Missouri (Dec 05, 2020)
Penalties	11	at Missouri (Dec 05, 2020)
Penalty Yards	95	at Missouri (Dec 05, 2020)
Turnovers	4	vs Alabama (Dec 12, 2020)
Interceptions By	6	vs Ole Miss (Oct 17, 2020)
Punts	9	vs UGA (Sep 26, 2020)
Punting Avg	47.4	vs LSU (Nov 21, 2020)
Long Punt	62	vs Ole Miss (Oct 17, 2020)
Punts inside 20	4	at Mississippi State (Oct 03, 2020)
Long Punt Return	15	vs Alabama (Dec 12, 2020)

OPPONENT INDIVIDUAL GAME HIGHS

Rushes	31	Gray,E., vs Tennessee (Nov 07, 2020)
Yards Rushing	185	Larry Rountree, at Missouri (Dec 05, 2020)
TD Rushes	3	Larry Rountree, at Missouri (Dec 05, 2020)
	3	B. Robinson Jr., vs Alabama (Dec 12,2020)
Long Rush	80	Jase McClellan, vs Alabama (Dec 12,2020)
Pass attempts	59	K.J. Costello, at Mississippi State (Oct 03, 2020)
Pass completions	43	K.J. Costello, at Mississippi State (Oct 03, 2020)
Yards Passing	380	Connor Bazalak, at Missouri (Dec 05, 2020)
TD Passes	6	Trask,K., at Florida (Nov 14,2020)
Long Pass	43	Trask,K., at Florida (Nov 14,2020)
Receptions	11	Elijah Moore, vs Ole Miss (Oct 17, 2020)
Yards Receiving	113	Elijah Moore, vs Ole Miss (Oct 17, 2020)
	113	Keke Chism, at Missouri (Dec 05, 2020)
TD Receptions	2	J Wydermyer, at Texas A&M (Oct 31, 2020)
	2	Grimes,T., at Florida (Nov 14,2020)
	2	Zipperer,K., at Florida (Nov 14,2020)
Long Reception	43	Henderson,X., at Florida (Nov 14,2020)
Field Goals	5	Harrison Mevis, at Missouri (Dec 05, 2020)
Long Field Goal	51	Harrison Mevis, at Missouri (Dec 05, 2020)
Punts	7	Jake Camarda, vs UGA (Sep 26, 2020)
	7	Z.Von Rosenberg, vs LSU (Nov 21, 2020)
Punting Avg	49.9	Jake Camarda, vs UGA (Sep 26, 2020)
Long Punt	63	Jake Camarda, vs UGA (Sep 26, 2020)
Punts inside 20	5	Jake Camarda, vs UGA (Sep 26, 2020)
	5	Z.Von Rosenberg, vs LSU (Nov 21, 2020)
Long Punt Return	84	DeVonta Smith, vs Alabama (Dec 12,2020)
Long Kickoff Return	48	Kenny McIntosh, vs UGA (Sep 26, 2020)
Tackles	13	Erroll Thompson, at Mississippi State (Oct 03, 2020)
	13	Zakoby McClain, at Auburn (Oct 10, 2020)
	13	Ryder Anderson, vs Ole Miss (Oct 17, 2020)
	13	Devin Nicholson, at Missouri (Dec 05, 2020)
Sacks	2.0	Bennett,K., vs Tennessee (Nov 07, 2020)
	2.0	Andre Anthony, vs LSU (Nov 21, 2020)
	2.0	W. Anderson Jr., vs Alabama (Dec 12,2020)
	2.0	C. Barmore, vs Alabama (Dec 12,2020)
Tackles For Loss	2.5	Diabate,M., at Florida (Nov 14,2020)
Interceptions	2	R. LeCounte, vs UGA (Sep 26, 2020)

OPPONENT TEAM GAME HIGHS

Rushes	53	vs Ole Miss (Oct 17, 2020)
Yards Rushing	273	at Missouri (Dec 05, 2020)
Yards Per Rush	7.2	at Missouri (Dec 05, 2020)
TD Rushes	6	vs Alabama (Dec 12,2020)
Pass attempts	60	at Mississippi State (Oct 03, 2020)
Pass completions	43	at Mississippi State (Oct 03, 2020)
Yards Passing	385	at Florida (Nov 14,2020)
Yards Per Pass	10.1	at Florida (Nov 14,2020)
TD Passes	7	at Florida (Nov 14,2020)
Total Plays	91	vs Ole Miss (Oct 17, 2020)
	91	vs LSU (Nov 21, 2020)
Total Offense	653	at Missouri (Dec 05, 2020)
Yards Per Play	7.5	at Missouri (Dec 05, 2020)
Points	63	at Florida (Nov 14,2020)
Sacks By	8	vs Alabama (Dec 12,2020)
First Downs	37	at Missouri (Dec 05, 2020)
Penalties	12	vs UGA (Sep 26, 2020)
Penalty Yards	108	vs UGA (Sep 26, 2020)
Turnovers	7	vs Ole Miss (Oct 17, 2020)
Interceptions By	3	vs UGA (Sep 26, 2020)
Punts	7	vs UGA (Sep 26, 2020)
	7	vs LSU (Nov 21, 2020)
Punting Avg	49.9	vs UGA (Sep 26, 2020)
Long Punt	63	vs UGA (Sep 26, 2020)
Punts inside 20	5	vs UGA (Sep 26, 2020)
	5	vs LSU (Nov 21, 2020)
Long Punt Return	84	vs Alabama (Dec 12,2020)

ARKANSAS 3RD-DOWN CONVERSIONS

Date	Opponent	Score	Overall	1st Qtr	2nd Qtr	3rd Qtr	4th Qtr	Overtime
Sep 26, 2020	UGA	L 10-37	3-14 21.4	1-4 25.0	1-4 25.0	1-3 33.3	0-3 0.0	
Oct 03, 2020	at Mississippi State	W 21-14	5-14 35.7	0-1 0.0	3-6 50.0	1-2 50.0	1-5 20.0	
Oct 10, 2020	at Auburn	L 28-30	6-15 40.0	0-4 0.0	2-4 50.0	2-2 100.0	2-5 40.0	
Oct 17, 2020	OLE MISS	W 33-21	6-17 35.3	1-4 25.0	3-8 37.5	0-1 0.0	2-4 50.0	
Oct 31, 2020	at Texas A&M	L 31-42	3-11 27.3	2-3 66.7	0-3 0.0	0-2 0.0	1-3 33.3	
Nov 07, 2020	TENNESSEE	W 24-13	9-17 52.9	0-1 0.0	3-6 50.0	6-7 85.7	0-3 0.0	
Nov 14, 2020	at Florida	L 35-63	3-9 33.3	1-2 50.0	0-2 0.0	1-3 33.3	1-2 50.0	
Nov 21, 2020	LSU	L 24-27	0-10 0.0	0-3 0.0	0-2 0.0	0-1 0.0	0-4 0.0	
Dec 05, 2020	at Missouri	L 48-50	6-14 42.9	0-2 0.0	2-3 66.7	2-4 50.0	2-5 40.0	
Dec 12, 2020	ALABAMA	L 3-52	5-15 33.3	1-5 20.0	0-2 0.0	2-3 66.7	2-5 40.0	
Arkansas			46-136 33.8	6-29 20.7	14-40 35.0	15-28 53.6	11-39 28.2	0-0 0.0
Opponents			74-158 46.8	18-43 41.9	21-41 51.2	20-37 54.1	15-37 40.5	0-0 0.0

ARKANSAS 4TH-DOWN CONVERSIONS

Date	Opponent	Score	Overall	1st Qtr	2nd Qtr	3rd Qtr	4th Qtr	Overtime
Sep 26, 2020	UGA	L 10-37	0-1 0.0	0-0 0.0	0-0 0.0	0-0 0.0	0-1 0.0	
Oct 03, 2020	at Mississippi State	W 21-14	0-1 0.0	0-0 0.0	0-1 0.0	0-0 0.0	0-0 0.0	
Oct 10, 2020	at Auburn	L 28-30	1-1 100.0	0-0 0.0	0-0 0.0	0-0 0.0	1-1 100.0	
Oct 17, 2020	OLE MISS	W 33-21	1-1 100.0	1-1 100.0	0-0 0.0	0-0 0.0	0-0 0.0	
Oct 31, 2020	at Texas A&M	L 31-42	1-2 50.0	0-0 0.0	1-1 100.0	0-0 0.0	0-1 0.0	
Nov 07, 2020	TENNESSEE	W 24-13	0-0 0.0	0-0 0.0	0-0 0.0	0-0 0.0	0-0 0.0	
Nov 14, 2020	at Florida	L 35-63	0-1 0.0	0-0 0.0	0-1 0.0	0-0 0.0	0-0 0.0	
Nov 21, 2020	LSU	L 24-27	1-1 100.0	0-0 0.0	0-0 0.0	0-0 0.0	1-1 100.0	
Dec 05, 2020	at Missouri	L 48-50	3-3 100.0	1-1 100.0	1-1 100.0	0-0 0.0	1-1 100.0	
Dec 12, 2020	ALABAMA	L 3-52	0-0 0.0	0-0 0.0	0-0 0.0	0-0 0.0	0-0 0.0	
Arkansas			7-11 63.6	2-2 100.0	2-4 50.0	0-0 0.0	3-5 60.0	0-0 0.0
Opponents			14-24 58.3	4-7 57.1	4-6 66.7	4-5 80.0	2-6 33.3	0-0 0.0

ARKANSAS TIME OF POSSESSION

Date	Opponent	Score	Overall	1st Qtr	2nd Qtr	3rd Qtr	4th Qtr	Overtime
Sep 26, 2020	UGA	L 10-37	24:14	6:08	5:48	7:11	5:07	
Oct 03, 2020	at Mississippi State	W 21-14	23:40	1:03	9:43	5:26	7:28	
Oct 10, 2020	at Auburn	L 28-30	27:42	7:04	6:25	5:30	8:43	
Oct 17, 2020	OLE MISS	W 33-21	30:29	7:56	9:26	5:05	8:02	
Oct 31, 2020	at Texas A&M	L 31-42	27:01	6:24	6:19	7:24	6:54	
Nov 07, 2020	TENNESSEE	W 24-13	27:01	2:21	7:43	9:47	7:10	
Nov 14, 2020	at Florida	L 35-63	21:12	4:32	3:54	7:21	5:25	
Nov 21, 2020	LSU	L 24-27	18:17	3:49	4:19	3:26	6:43	
Dec 05, 2020	at Missouri	L 48-50	26:28	5:05	6:36	4:46	10:01	
Dec 12, 2020	ALABAMA	L 3-52	26:45	8:42	3:44	3:29	10:50	
Arkansas			Total 252:49	53:04	63:57	59:25	76:23	0:00
			Avg. 25:16	5:18	6:23	5:56	7:38	0:00
Opponents			Total 347:11	96:56	86:03	90:35	73:37	0:00
			Avg. 34:43	9:41	8:36	9:03	7:21	0:00

ARKANSAS PASSING GAME-BY-GAME STATISTICS

#13 Feleipe Franks	Comp	Att	Int	Pct	Yards	TD	Long	Sacked	Effic
UGA	19	36	2	52.8	200	1	49	1-5	97.50
Mississippi State	20	28	0	71.4	212	2	52	3-13	158.60
Auburn	22	30	0	73.3	318	4	44	3-10	206.37
Ole Miss	21	34	1	61.8	244	1	55	3-11	125.87
Texas A&M	23	31	0	74.2	239	3	36	4-18	170.89
Tennessee	18	24	0	75.0	215	3	59	4-28	191.50
Florida	15	19	0	78.9	250	2	82	3-16	224.21
LSU	17	26	1	65.4	339	1	65	2-12	179.91
Alabama	8	10	0	80.0	90	0	24	7-42	155.60
TOTALS	163	238	4	68.5	2107	17	82	30-155	163.06

#1K KJ Jefferson	Comp	Att	Int	Pct	Yards	TD	Long	Sacked	Effic
UGA	1	2	0	50.0	3	0	3	1-11	62.60
Missouri	18	33	0	54.5	274	3	68	1-7	154.29
Alabama	1	6	0	16.7	18	0	18	1-7	41.87
TOTALS	20	41	0	48.8	295	3	68	4-31	133.37

#1W DeVion Warren	Comp	Att	Int	Pct	Yards	TD	Long	Sacked	Effic
Tennessee	0	1	0	0.0	0	0	0	0-0	0.00
TOTALS	0	1	0	0.0	0	0	0	0-0	0.00

#16 Treyton Burks	Comp	Att	Int	Pct	Yards	TD	Long	Sacked	Effic
UGA	0	1	1	0.0	0	0	0	0-0	-200.00
Texas A&M	0	1	0	0.0	0	0	0	0-0	0.00
Missouri	0	1	0	0.0	0	0	0	0-0	0.00
Alabama	0	1	1	0.0	0	0	0	0-0	-200.00
TOTALS	0	4	2	0.0	0	0	0	0-0	-100.00

ARKANSAS RUSHING/RECEIVING GAME-BY-GAME STATISTICS

RUSHING	No-Yds/TD	UGA	MS	AU	OM	TAMU	UT	UF	LSU	MU	UA
Trelon Smith RB	134-710/5	6-38/0	14-48/0	21-81/0	15-54/0	5-30/0	9-72/0	8-118/1	11-28/1	26-172/3	19-69/0
Rakeem Boyd RB	82-309/3	11-21/0	8-28/0	-	14-39/1	18-100/1	19-65/0	12-56/1	DNP	DNP	DNP
Feleipe Franks QB	105-204/1	5-13/0	8-8/0	15-28/0	14-16/0	16-91/0	14-18/0	6-12/0	14-43/1	-	13-25/0
TJ Hammonds WR	14-101/0	1-14/0	-	-	DNP	DNP	-	1-9/0	1-29/0	6-52/0	5-25/0
Treyton Burks WR	15-75/0	1-3/0	-	DNP	4-46/0	3-1/0	1-2/0	2-5/0	1-4/0	3-14/0	-
KJ Jefferson QB	28-67/2	4-16/0	2-0/0	DNP	DNP	DNP	DNP	3-8/1	DNP	13-32/1	6-11/0
DeVion Warren WR	4-35/0	-	2-6/0	-	-	-	2-41/0	-	DNP	DNP	DNP
Jack Lindsey QB	1-20/0	DNP	DNP	DNP	DNP	-	-	DNP	-	1-20/0	-
AMontae Spivey RB	4-11/0	-	DNP	4-11/0	-	-	DNP	-	DNP	DNP	DNP
Mike Woods WR	1-2/0	-	-	-	-	-	-	-	-	1-2/0	-
Malik Hornsby QB	2-1/0	DNP	DNP	2-1/0	DNP	DNP	DNP	DNP	DNP	DNP	DNP
TEAM	4-20/0	-	3-15/0	-	1-5/0	DNP	DNP	DNP	DNP	DNP	-

RECEIVING	No-Yds/TD	UGA	MS	AU	OM	TAMU	UT	UF	LSU	MU	UA
Treyton Burks WR	51-820/7	7-102/1	1-10/0	DNP	11-137/1	7-117/2	5-95/1	3-47/0	5-90/1	10-206/1	2-16/0
Mike Woods WR	32-619/5	3-40/0	3-29/0	6-81/1	2-35/0	4-35/0	3-64/1	2-129/2	4-140/0	2-23/1	3-43/0
DeVion Warren WR	15-278/3	1-28/0	4-100/1	5-95/2	1-8/0	1-22/0	1-8/0	2-17/0	DNP	DNP	DNP
Blake Kern TE	20-201/2	1-9/0	-	4-59/0	1-3/0	2-21/0	3-40/1	4-31/0	2-17/0	1-2/1	2-19/0
Trelon Smith RB	22-159/1	3-13/0	5-22/0	6-78/1	-	1-1/0	2-7/0	1-8/0	2-19/0	1-1/0	1-24/0
Hudson Henry TE	16-92/1	-	4-20/1	DNP	2-22/0	6-33/0	3-16/0	DNP	1-1/0	DNP	DNP
Trey Knox WR	7-70/0	1-3/0	3-31/0	0-1/0	-	-	-	-	1-9/0	1-22/0	1-6/0
Tyson Morris WR	7-67/1	-	-	1-6/0	2-32/0	1-1/1	-	1-8/0	1-12/0	1-8/0	-
TJ Hammonds WR	3-63/0	-	-	-	DNP	DNP	-	-	1-51/0	2-12/0	-
Rakeem Boyd RB	10-33/0	4-8/0	-	-	2-7/0	1-9/0	1-1/0	2-10/0	DNP	DNP	DNP

ARKANSAS RETURNS GAME-BY-GAME STATISTICS

PUNT RETURNS	No-Yds	UGA	MS	AU	OM	TAMU	UT	UF	LSU	MU	UA
Nathan Parodi	3-14	DNP	1-1	-	DNP	-	-	-	-	1-0	1-15
Treyton Burks	1-4	-	-	DNP	-	-	1-4	-	-	-	-

KICK RETURNS	No-Yds	UGA	MS	AU	OM	TAMU	UT	UF	LSU	MU	UA
DeVion Warren	6-120	1-10	-	-	-	-	1-26	4-84	DNP	DNP	DNP
Nathan Parodi	3-37	DNP	-	-	DNP	-	-	1-12	-	1-7	1-18

INT. RETURNS	No-Yds	UGA	MS	AU	OM	TAMU	UT	UF	LSU	MU	UA
Hudson Clark	3-18	DNP	-	-	3-18	-	-	-	-	-	-
Jalen Catalon	3-44	-	-	-	1-35	-	1-0	1-9	-	-	-
Joe Foucha	2-26	-	2-26	-	-	-	-	-	-	-	-
Greg Brooks Jr	2-79	-	1-69	-	1-10	-	-	-	-	-	-
Grant Morgan	1-23	-	-	-	1-23	-	-	-	-	-	DNP
Montaric Brown	1-0	1-0	-	DNP	DNP	-	-	-	-	-	-
Eric Gregory	1-0	-	-	-	-	-	1-0	-	DNP	-	-

FUMBLE RETURNS	No-Yds	UGA	MS	AU	OM	TAMU	UT	UF	LSU	MU	UA
Myles Slusher	1-7	1-7	-	DNP	DNP	-	DNP	-	-	-	DNP

ARKANSAS TACKLES FOR LOSS GAME-BY-GAME STATISTICS

TACKLES FOR LOSS	UA-A	Total	UGA	MS	AU	OM	TAMU	UT	UF	LSU	MU	UA
Grant Morgan LB	5-5	7.5	-	0.5-1	-	3.0-10	1.5-3	-	-	1.5-6	1.0-3	DNP
J. Marshall DL	5-3	6.5	-	-	1.0-7	1.0-2	1.0-3	1.0-2	1.5-3	1.0-4	-	-
Bumper Pool LB	4-5	6.5	1.0-4	-	-	DNP	3.0-3	1.5-3	-	-	1.0-1	-
Joe Foucha DB	2-2	3.0	-	0.5-1	-	-	-	1.0-1	0.5-1	-	1.0-3	-
Hayden Henry LB	3-0	3.0	-	-	1.0-8	2.0-3	-	-	-	-	-	-
Greg Brooks Jr DB	2-2	3.0	-	-	1.0-2	1.5-4	0.5-1	-	-	-	-	-
Eric Gregory DL	2-2	3.0	-	1.0-11	0.5-0	-	-	0.5-1	1.0-10	DNP	-	-
Julius Coates DL	3-0	3.0	-	DNP	-	1.0-10	-	1.0-1	-	DNP	1.0-13	DNP
Jalen Catalon DB	1-2	2.0	-	-	-	0.5-1	-	-	-	1.5-6	-	-
Montaric Brown DB	2-0	2.0	-	1.0-3	DNP	DNP	-	-	1.0-4	-	-	-
Zach Williams DL	1-1	1.5	1.5-9	-	-	-	-	-	-	DNP	-	-
Dorian Gerald DL	1-1	1.5	1.5-20	DNP	DNP	DNP	-	-	-	DNP	-	-
Xavier Kelly DL	1-0	1.0	-	-	-	-	-	1.0-2	-	DNP	-	-
Myles Slusher DB	1-0	1.0	-	-	DNP	DNP	-	DNP	-	1.0-1	-	DNP
Hudson Clark DB	1-0	1.0	DNP	-	-	-	-	-	-	-	1.0-1	-
L. Bishop DB	1-0	1.0	-	-	-	-	-	-	-	-	-	1.0-2
Jerry Jacobs DB	1-0	1.0	-	-	-	1.0-1	DNP	DNP	DNP	DNP	DNP	DNP
Eric Thomas Jr LB	1-0	1.0	DNP	DNP	DNP	-	-	-	-	1.0-1	-	-
Myles Mason DB	0-1	0.5	DNP	DNP	-	0.5-0	-	-	-	-	-	-
Mataio Soli DL	0-1	0.5	DNP	-	-	0.5-0	-	-	-	-	-	-
Isaiah Nichols DL	0-1	0.5	-	-	0.5-1	-	-	-	-	DNP	-	-

ARKANSAS SACKS GAME-BY-GAME STATISTICS

SACKS	UA-A	Total	UGA	MS	AU	OM	TAMU	UT	UF	LSU	MU	UA
Eric Gregory DL	2-1	2.5	-	1.0-11	0.5-0	-	-	-	1.0-10	DNP	-	-
Grant Morgan LB	2-0	2.0	-	-	-	1.0-4	-	-	-	1.0-5	-	DNP
Julius Coates DL	2-0	2.0	-	DNP	-	1.0-10	-	-	-	DNP	1.0-13	DNP
Dorian Gerald DL	1-1	1.5	1.5-20	DNP	DNP	DNP	-	-	-	DNP	-	-
Hayden Henry LB	1-0	1.0	-	-	1.0-8	-	-	-	-	-	-	-
Zach Williams DL	1-0	1.0	1.0-8	-	-	-	-	-	-	DNP	-	-
Xavier Kelly DL	1-0	1.0	-	-	-	-	-	1.0-2	-	DNP	-	-
Joe Foucha DB	1-0	1.0	-	-	-	-	-	1.0-1	-	-	-	-
J. Marshall DL	1-0	1.0	-	-	1.0-7	-	-	-	-	-	-	-
Bumper Pool LB	0-1	0.5	0.5-3	-	-	DNP	-	-	-	-	-	-
Isaiah Nichols DL	0-1	0.5	-	-	0.5-1	-	-	-	-	DNP	-	-

ARKANSAS TOTAL TACKLES GAME-BY-GAME STATISTICS

Total Tackles	UA-A	Total	UGA	MS	AU	OM	TAMU	UT	UF	LSU	MU	UA
Grant Morgan LB	40-71	111	4-9	4-11	0-5	5-14	3-3	5-7	7-8	7-12	5-2	DNP
Bumper Pool LB	40-61	101	5-6	7-13	4-1	DNP	5-9	6-8	2-5	2-9	5-1	4-9
Jalen Catalon DB	51-48	99	7-2	9-4	10-4	3-6	1-0	6-6	4-8	5-11	3-0	3-7
Joe Foucha DB	18-42	60	2-1	0-2	1-4	2-8	2-2	1-7	2-7	3-5	4-1	1-5
Hudson Clark DB	32-15	47	DNP	1-1	7-0	3-2	7-2	1-2	5-2	0-4	8-2	-
Greg Brooks Jr DB	22-17	39	1-1	3-2	4-0	4-3	2-3	1-2	1-2	1-4	5-0	-
J. Marshall DL	20-15	35	1-1	2-1	4-2	3-2	3-0	0-4	2-1	3-1	1-0	1-3
Myles Mason DB	11-22	33	DNP	DNP	-	2-7	1-0	-	1-3	3-6	1-1	3-5
Montaric Brown DB	20-11	31	3-0	3-0	DNP	DNP	2-1	0-1	3-2	3-2	4-1	2-4
Eric Gregory DL	12-15	27	0-3	1-2	4-2	1-0	-	2-3	2-2	DNP	0-2	2-1
Hayden Henry LB	14-11	25	1-0	2-1	1-3	6-2	1-0	0-3	-	-	2-0	1-2
Isaiah Nichols DL	6-18	24	0-3	0-1	1-2	-	0-2	1-2	1-2	DNP	2-1	1-5
Simeon Blair DB	10-13	23	1-2	1-5	1-0	-	4-2	0-1	-	DNP	2-1	1-2
Zach Williams DL	9-13	22	3-4	2-4	2-2	1-1	-	0-1	0-1	DNP	1-0	-
Julius Coates DL	11-7	18	1-0	DNP	1-0	2-2	1-0	3-3	0-2	DNP	3-0	DNP
L. Bishop DB	8-9	17	0-1	2-1	-	0-1	0-1	-	0-1	1-1	1-0	4-3
Jerry Jacobs DB	17-0	17	7-0	4-0	2-0	4-0	DNP	DNP	DNP	DNP	DNP	DNP
Myles Slusher DB	9-6	15	-	1-2	DNP	DNP	1-2	DNP	2-2	5-0	-	DNP
Nick Turner DB	6-7	13	-	DNP	1-2	0-2	-	-	0-1	-	-	5-2
Andrew Parker LB	3-9	12	1-0	-	-	0-2	-	1-1	1-2	-	-	0-4
Taurean Carter DL	4-7	11	0-2	DNP	-	DNP	1-0	0-3	1-0	1-2	-	1-0
Khari Johnson DB	3-5	8	-	-	1-3	1-0	-	-	1-2	DNP	-	DNP
Xavier Kelly DL	3-5	8	-	0-2	0-2	-	0-1	1-0	-	DNP	2-0	-
Marcus Miller DL	3-4	7	DNP	DNP	DNP	DNP	DNP	DNP	-	2-4	DNP	1-0
Dorian Gerald DL	3-2	5	2-2	DNP	DNP	DNP	1-0	-	-	DNP	-	-
Mataio Soli DL	1-4	5	DNP	-	-	0-3	1-0	-	-	0-1	-	-
Eric Thomas Jr LB	3-1	4	DNP	DNP	DNP	0-1	-	-	-	2-0	1-0	-
Nathan Bax	2-2	4	DNP	-	-	1-0	0-1	-	-	1-0	-	0-1
DeVion Warren	1-2	3	0-1	-	-	1-1	-	-	-	DNP	DNP	DNP
Jackson Woodard LB	0-2	2	DNP	DNP	DNP	0-1	-	DNP	0-1	-	DNP	DNP
Vito Calvaruso	2-0	2	2-0	-	-	-	-	-	-	-	-	-
Brady Latham	2-0	2	-	-	-	1-0	-	-	-	-	-	1-0
Deon Edwards LB	1-1	2	DNP	-	-	DNP	DNP	-	DNP	DNP	-	1-1
Luke Jones	1-0	1	-	-	1-0	-	-	-	-	-	-	-
Mike Woods	1-0	1	1-0	-	-	-	-	-	-	-	-	-
Blake Kern	0-1	1	-	-	-	0-1	-	-	-	-	-	-
Trelon Smith	1-0	1	-	-	-	-	-	-	-	1-0	-	-
Malik Chavis DB	1-0	1	DNP	-	DNP	DNP	-	-	1-0	-	-	-
Trey Knox	1-0	1	1-0	-	-	-	-	-	-	-	-	-
Karch Gardiner	1-0	1	DNP	1-0	DNP	DNP	DNP	DNP	DNP	DNP	DNP	DNP
Blayne Toll	0-1	1	DNP	-	-	0-1	-	-	-	DNP	DNP	DNP
Jordan Silver	0-1	1	-	-	-	-	0-1	-	-	-	-	-

ARKANSAS FUMBLES GAME-BY-GAME STATISTICS

FUMBLES	No-Lost	UGA	MS	AU	OM	TAMU	UT	UF	LSU	MU	UA
Feleipe Franks QB	5-2	-	-	-	1-1	1-0	2-0	-	-	-	1-1
Trelon Smith RB	4-1	-	-	-	-	-	1-0	-	-	2-0	1-1
KJ Jefferson QB	2-2	-	1-1	DNP	DNP	DNP	DNP	-	DNP	-	1-1
TEAM	2-0	1-0	-	-	-	DNP	DNP	DNP	DNP	DNP	1-0
Blake Kern TE	1-0	-	-	-	-	-	1-0	-	-	-	-
TJ Hammonds WR	1-0	1-0	-	-	DNP	DNP	-	-	-	-	-
DeVion Warren WR	1-1	-	1-1	-	-	-	-	-	DNP	DNP	DNP
Rakeem Boyd RB	1-1	-	-	-	-	-	-	1-1	DNP	DNP	DNP

FUMBLES FORCED	Number	UGA	MS	AU	OM	TAMU	UT	UF	LSU	MU	UA
Jalen Catalon	2	1	-	-	-	-	1	-	-	-	-
Julius Coates	1	-	DNP	-	-	-	-	-	DNP	1	DNP
Myles Slusher	1	-	-	DNP	DNP	-	DNP	-	1	-	DNP
Joe Foucha	1	-	-	-	-	-	-	-	1	-	-
Montaric Brown	1	-	-	DNP	DNP	-	-	-	1	-	-
J. Marshall	1	-	-	-	-	-	-	-	-	-	1

FUMBLES RECOVERED	Number	UGA	MS	AU	OM	TAMU	UT	UF	LSU	MU	UA
Myles Slusher	2	1	-	DNP	DNP	-	DNP	-	1	-	DNP
Deon Edwards	1	DNP	1	-	DNP	DNP	-	DNP	DNP	-	-
Jalen Catalon	1	-	-	-	1	-	-	-	-	-	-
Joe Foucha	1	-	-	-	-	-	-	-	-	-	1

WEEKLY MEDIA SCHEDULE: TEXAS BOWL WEEK

29 ^{SUN}	30 ^{MON}	31 ^{TUES}	1 ^{WED}	2 ^{THURS}	3 ^{FRI}	4 ^{SAT}
No media availability	Press Conference Noon Coach Pittman 4:15 p.m. Practice Viewing	Post Practice Media 6 p.m. Student-Athletes <i>via Zoom Only</i> 4 p.m. Practice Viewing	Media Availability 1 p.m. Coach Pittman <i>via Zoom Only</i> <i>Sam Pittman Live</i>	No media availability	No media availability	Gameday Rice Kickoff - 1 p.m. TV - SECN+/ESPN+ Post Game Coach Pittman & Student-Athletes

ARKANSAS COMMUNICATIONS



KYLE PARKINSON

Associate AD/Communications

Cell 479.387.4753
Email kparkin@uark.edu
Twitter @TheOtherKP



OLIVER GRIGG

Assistant Director/Communications

Cell 479.502.6577
Email ogrigg@uark.edu
Twitter @Oliver_Grigg



JACOB PAVILACK

Assistant Director/Communications

Cell 479.463.0736
Email jpgavila@uark.edu
Twitter @JacobPavs

Office: 479-575-2751

Fax: 479-575-7481

Fayetteville Press Box: (479) 575-6622

Little Rock Press Box: (501) 663-0514

GAME CREDENTIAL REQUESTS

All requests for media and/or photo credentials must be made online at www.SportsSystems.com/Arkansas. Requests should be made at least two weeks in advance.

Credentials will not be mailed. They may be picked up beginning three hours prior to kickoff at the media will call station at the base of the elevator at both Donald W. Reynolds Razorback Stadium in Fayetteville and War Memorial Stadium in Little Rock. Photo identification is required when picking up credentials.

ARKANSAS FTP SITE

An FTP site is available for members of the media. For more information concerning the FTP site, contact Michelle Glover (miglover@uark.edu).

CollegePressBox.com

CollegePressBox.com is the official media website for SEC football. Access and download weekly game notes, quotes, statistics, media guides, headshots, logos, flip cards and more for each of the SEC's members. Login information will be distributed to accredited media or you can apply for a password by sending an email to password@collegepressbox.com.

SEC WEEKLY TELECONFERENCE

Head coach Sam Pittman will participate each week in the SEC teleconference of football coaches. The teleconferences will be conducted each Wednesday from Sept. 1 to Nov. 24 from 10 a.m. CT to 12:10 p.m. CT. For more information and the teleconference number, contact the SEC Media Relations Office at (205) 458-3000.

10:00 a.m.	Ed Orgeron, LSU
10:10 a.m.	Kirby Smart, Georgia
10:20 a.m.	Dan Mullen, Florida
10:30 a.m.	Clark Lea, Vanderbilt
10:40 a.m.	Nick Saban, Alabama
10:50 a.m.	Josh Heupel, Tennessee
11:00 a.m.	Sam Pittman, Arkansas
11:10 a.m.	Shane Beamer, South Carolina
11:20 a.m.	Lane Kiffin, Ole Miss
11:30 a.m.	Jimbo Fisher, Texas A&M
11:40 a.m.	Mark Stoops, Kentucky
11:50 a.m.	Mike Leach, Mississippi State
12:00 p.m.	Elijah Drinkwitz, Missouri
12:10 p.m.	Bryan Harsin, Auburn

SAM PITTMAN LIVE

"Sam Pittman Live," Coach Pittman's weekly radio show presented by Lindsey and Westrock Coffee Company airs on Wednesday nights starting at 7 p.m. For the 13th straight year, the one-hour radio show will be broadcast live from the Catfish Hole. The show will be carried throughout the state of Arkansas on the Razorback Sports Network and locally in Fayetteville on 105.3 FM, 99.5, 92.1 FM and 1290 AM.

RAZORBACK FOOTBALL WITH SAM PITTMAN

"Razorback Football with Sam Pittman" is the official television coach's show of Razorback football. The one-hour show will air statewide and throughout the region on numerous television affiliates. A total of 12 shows will air throughout the season on the following stations: KATV (Sunday's at 10:30 p.m.), KFSM (Sunday at 10:30 p.m.) and KNXW (Sunday at 9:30 p.m.). The show will also be available regionally on Cox Sports Television on Wednesdays at 6 p.m. and Fox Sports Southwest on Tuesdays at 4 p.m.

RADIO AFFILIATES

Batesville.....	KWOZ-FM 103.3
Batesville.....	KBTA-AM 1340
Camden.....	KCXY-FM 95.3
Camden.....	KAMD-FM 97.1
Crossett.....	KAGH-AM 800
Crossett.....	KAGH-FM 104.9
De Queen.....	KDON-FM 92.1
DeWitt.....	KDEW-FM 97.3
El Dorado.....	KMRX-FM 96.1
Fayetteville.....	KAKS-FM 99.5
Fayetteville.....	KUOA-AM 1290
Fayetteville.....	KOSM-FM 92.1
Fayetteville.....	KUOA-FM 95.3
Fayetteville.....	KBVA-FM HD3 106.5
Forrest City.....	KBFC-FM 93.5
Fort Smith.....	KERX-FM 95.3
Glenwood.....	KHGZ-AM 670
Glenwood.....	KHGZ-FM 98.9
Hot Springs/Mena.....	KTTG-FM 96.3
Jonesboro.....	KEGI-FM 100.5
Little Rock.....	KABZ-FM 103.7
Magnolia.....	KZHE-FM 100.5
Marshall.....	KBCN-FM 104.3
Mena.....	KTTG-FM 96.3
Monett (Mo.).....	KKBL-FM 95.9
Monticello.....	KGPO-FM 99.9
Morrilton.....	KCON-FM 99.3
Mountain Home.....	KOMT-FM 107.5
Ozark.....	KDYN-FM 96.7
Ozark.....	KDYN-AM 1540
Ruston (La.).....	KWXM-FM 102.3
Searcy.....	KSMD-FM 99.1
Texarkana (Texas).....	KKTK-AM 1400
Wynne.....	KWYN-FM 92.5