



Saturday, September 25, 2021 • 2:30 p.m. • CBS • AT&T Stadium (76,000) • Arlington, Texas

CBS

Brad Nessler, Play-By-Play
Gary Danielson, Analyst
Jamie Erdahl, Sideline

RAZORBACK/IMG SPORTS NETWORK

Chuck Barrett, Play-By-Play
Quinn Grove, Analyst
Geno Bell, Reporter

SIRIUS/XM RADIO

SIRIUS/XM Channel 135/190
Internet Channel 961

COACHING STAFF

ON THE FIELD (Year at Arkansas)

Sam Pittman - Head Coach (2nd)
Scott Fountain - Asst. HC/Special Teams (2nd)
Kendal Briles - Offensive Coordinator/QBs (2nd)
Jermial Ashley - Defensive Line (1st)
Sam Carter - Cornerbacks (2nd)
Kenny Guiton - Wide Receivers (1st)
Cody Kennedy - Offensive Line (1st)
Michael Scherer - Linebackers (1st)
Jimmy Smith - Running Backs (2nd)

IN THE BOOTH

Barry Odom - Assoc. HC/Def. Coordinator/Safeties (2nd)
Dowell Loggains - Tight Ends (1st)

FOUR DOWNS

3



The Razorbacks have opened the year with a perfect 3-0 record for the first time since 2016 and for only the third time in the last 10 seasons (2013 & 2016).

4



With a win on Saturday against Texas A&M, Arkansas would improve to 4-0 for the first time since the 2003 campaign.

16



The Razorbacks are No. 16 in this week's Associated Press poll, marking the highest Arkansas has been ranked in any national poll since October 2016.

200



For the first time since 2013, Arkansas has rushed for 200 or more total yards in each of the first three games.



TEXAS A&M VS. ARKANSAS



TEXAS A&M AGGIES (3-0, 0-0 SEC)

AP/Coaches Rank: 7/5

Head Coach: Jimbo Fisher (Salem [W.Va.], '89)

Career Record: 112-33 (12th season)

Record at Texas A&M: 29-10 (4th season)

ARKANSAS RAZORBACKS (3-0, 0-0 SEC)

AP/Coaches Rank: 16/18

Head Coach: Sam Pittman (Pittsburg State [Kan.], '86)

Career Record: 6-7 (2nd season)

Record at Arkansas: Same

THE RUNDOWN

• The 78th edition of the annual Southwest Classic is primed to be this week's top matchup between ranked teams in all of college football as No. 16 Arkansas and No. 7 Texas A&M clash at AT&T Stadium, home of the Dallas Cowboys. Kickoff is set for 2:30 p.m. Saturday, Sept. 25, on CBS.

• The Razorbacks, coming off of a 45-10 win against Georgia Southern in their first game as a ranked team in five years, continue to ascend in college football's national polls. Arkansas moved up to No. 16 and No. 20 in The Associated Press poll and USA Today Coaches poll, respectively.

• The No. 16 ranking is the Hogs' highest since October 2016, when Arkansas reached No. 16 in the poll five games into the season. The Razorbacks and Aggies last faced off in a ranked showdown that year, when No. 17 Arkansas and No. 10 Texas A&M met on Sept. 24, 2016, in Arlington, Texas.

• QB KJ Jefferson, praised for his big arm, has proven he can also do serious damage with his legs. The Razorback signal-caller is second on the team in rushing this season, totaling 180 yards on the ground with two touchdowns. In the win against Rice, Jefferson became the first Arkansas quarterback to rush for two scores in a game since Tyler Wilson did so at Ole Miss on Oct. 22, 2011.

• RB Trelon Smith, Arkansas' leading rusher one year ago, has run for 216 yards and three touchdowns through the first three games of 2021, eclipsing the 100-yard mark for the third time in his career against Rice. Dating back to 2020, Smith has scored eight rushing touchdowns in his last seven games, including one against Georgia Southern, while averaging 86.1 rushing yards per game during that stretch.

• WR Trelon Burks, who extended his streak of consecutive games with a reception to 23 against Georgia Southern, leads Arkansas with 13 catches for 206 yards and one touchdown through three games this season. His 91-yard touchdown reception from QB KJ Jefferson last weekend currently stands as the second-longest passing score in school history behind QB Matt Jones and WR Richard Smith's 92-yarder against Tennessee on Oct. 5, 2002.

• DB Jalen Catalon, recognized as a preseason All-American by the Associated Press, is the only FBS player in the nation to post double-digit tackles and record two interceptions in a game this season. The ballhawking safety, who has five interceptions since 2020 (13 games), is second on the Hogs in total tackles (28) and first in pass breakups (3).

PASSING

39/63 (61.9%)

632 YDS

4 TD/2 INT



KJ JEFFERSON

RUSHING

42 ATT

216 YDS

3 TD



TRELON SMITH

RECEIVING

13 REC

206 YDS

1 TDS




TREYLYN BURKS

TACKLES

28 TOTAL

1.0 TFL

2 INT



JALEN CATALON



GAME 4: TEXAS A&M

THE GAME: ARKANSAS vs. TEXAS A&M

INSIDE THE SERIES

All-Time Record: Arkansas leads, 41-33-3
In Fayetteville: Arkansas leads, 12-7-2
In College Station: Arkansas leads, 17-16-1
In Little Rock: Arkansas leads, 9-3
In Arlington: Texas A&M leads, 6-3
In Dallas: Texas A&M leads, 1-0
Most points scored by Arkansas: 47 (2009)
Most points scored by Texas A&M: 58 (2012)
Largest margin of victory by Arkansas: 39 (1970)
Largest margin of victory by Texas A&M: 48 (2012)

SERIES HISTORY

Last 50 games

Date	UA/Opp Rank	Site	Result
Oct. 30, 1954	4/NR	College Station, Texas	W, 14-7
Oct. 29, 1955	NR/11	Fayetteville, Ark.	T, 7-7
Nov. 3, 1956		College Station, Texas	L, 27-0
Nov. 2, 1957	11/1	Fayetteville, Ark.	L, 7-6
Nov. 1, 1958		College Station, Texas	W, 21-8
Oct. 31, 1959	17/NR	Fayetteville, Ark.	W, 12-7
Oct. 29, 1960	12/NR	College Station, Texas	W, 7-3
Nov. 4, 1961	22/NR	Fayetteville, Ark.	W, 15-8
Nov. 3, 1962	8/NR	College Station, Texas	W, 17-7
Nov. 2, 1963	11/NR	Little Rock, Ark.	W, 21-7
Oct. 31, 1964	4/NR	College Station, Texas	W, 17-0
Oct. 30, 1965	2/NR	Little Rock, Ark.	W, 31-0
Oct. 29, 1966	9/21	College Station, Texas	W, 34-0
Nov. 4, 1967		Fayetteville, Ark.	L, 33-21
Nov. 2, 1968	17/NR	College Station, Texas	W, 25-22
Nov. 1, 1969	4/NR	Fayetteville, Ark.	W, 35-13
Oct. 31, 1970	8/NR	College Station, Texas	W, 45-6
Oct. 30, 1971	8/NR	Little Rock, Ark.	L, 17-9
Nov. 4, 1972	20/NR	College Station, Texas	L, 10-7
Nov. 3, 1973		Fayetteville, Ark.	W, 14-10
Nov. 2, 1974	NR/8	College Station, Texas	L, 20-10
Dec. 6, 1975	18/2	Little Rock, Ark.	W, 31-6
Nov. 13, 1976	13/16	Little Rock, Ark.	L, 31-10
Nov. 12, 1977	8/11	College Station, Texas	W, 26-20
Nov. 18, 1978	13/NR	Little Rock, Ark.	W, 26-7
Nov. 17, 1979	8/NR	College Station, Texas	W, 22-10
Nov. 15, 1980		Fayetteville, Ark.	W, 27-24
Nov. 14, 1981	16/NR	College Station, Texas	W, 10-7
Nov. 13, 1982	10/NR	Little Rock, Ark.	W, 35-0
Nov. 12, 1983		College Station, Texas	L, 36-23
Nov. 17, 1984		Fayetteville, Ark.	W, 28-0
Nov. 16, 1985	9/NR	College Station, Texas	L, 10-6
Nov. 15, 1986	17/7	Little Rock, Ark.	W, 14-10
Nov. 14, 1987	20/19	College Station, Texas	L, 14-0
Nov. 12, 1988	11/NR	Fayetteville, Ark.	W, 25-20
Nov. 24, 1989	9/14	College Station, Texas	W, 23-22
Nov. 17, 1990		Fayetteville, Ark.	L, 20-16
Nov. 16, 1991	NR/13	College Station, Texas	L, 13-3
Oct. 3, 2009	11/NR	Arlington, Texas	W, 47-19
Oct. 9, 2010	11/NR	Arlington, Texas	W, 24-17
Oct. 1, 2011	18/14	Arlington, Texas	W, 42-38
Sept. 29, 2012		College Station, Texas	L, 58-10
Sept. 28, 2013	NR/10	Fayetteville, Ark.	L, 45-33
Sept. 27, 2014	NR/6	Arlington, Texas	L, 35-28 (OT)
Sept. 26, 2015	NR/14	Arlington, Texas	L, 28-21 (OT)
Sept. 24, 2016	17/10	Arlington, Texas	L, 45-24
Sept. 23, 2017		Arlington, Texas	L, 50-43 (OT)
Sept. 29, 2018		Arlington, Texas	L, 24-17
Sept. 28, 2019	NR/23	Arlington, Texas	L, 31-27
Oct. 31, 2020	NR/8	College Station, Texas	L, 42-31

STATISTICAL BREAKDOWN: ARKANSAS vs. TEXAS A&M

Arkansas	Rank: SEC (FBS)	Category	Texas A&M	Rank: SEC (FBS)
41.0	4 (22)	Scoring Offense	28.3	12 (78)
16.0	5 (27)	Scoring Defense	5.7	1(1)
492.3	5 (22)	Total Offense	437.3	7 (39)
263.0	4 (17)	Total Defense	239.3	2 (9)
282.3	4 (8)	Rushing Offense	184.7	7 (45)
121.0	9 (56)	Rushing Defense	162.0	12 (87)
210.0	11 (84)	Passing Offense	252.7	8 (53)
142.0	2 (12)	Passing Defense	77.3	1 (1)
25.40	3 (24)	Kickoff Return Avg.	21.0	6 (57)
3.67	9 (100)	Punt Return Avg.	9.3	5 (58)
30:12	8 (63)	Time of Possession	32:32	2 (23)
39.5%	10 (72)	3rd Down Conv. Pct.	48.9%	6 (23)
27.7%	3 (14)	3rd Down Conv. Pct. Defense	34.7%	10 (55)
36.2	13 (104)	Net Punting	44.7	2 (11)
0.67	5 (36)	Turnover Margin	-0.67	10 (98)
1	5 (75)	Fumbles Recovered	-	-
0	1 (1)	Fumbles Lost	1	5 (23)
3	8 (40)	Passes Intercepted	4	4 (21)
4	8 (67)	Turnovers Gained	4	8 (67)
2	3 (12)	Turnovers Lost	6	9 (104)
157.1	6 (34)	Passing Efficiency	123.8	13 (93)
88.5	3 (7)	Pass Efficiency Defense	62.2	1 (1)
8.7	11 (118)	Fewest Penalties Per Game	6.3	4 (63)
83.3	12 (121)	Fewest Yards Penalized Per Game	56.7	5 (76)
2.3	11 (53)	Sacks	3.3	5 (22)
0.67	2 (7)	Sacks Allowed	2.3	11 (83)
7.7	6 (23)	Tackles for Loss	8.3	4 (12)
5.3	9 (58)	Tackles for Loss Allowed	5.7	12 (69)
66	9 (53)	First Downs	65	10 (57)
45	4 (18)	First Downs Allowed	42	2 (11)
0.938	3 (21)	Red Zone Offense	0.667	14 (119)
0.750	3 (39)	Red Zone Defense	0.500	1 (4)

INDIVIDUAL STATS

ARKANSAS					TEXAS A&M				
Rushing	Att.	Yds.	Avg.	TD	Rushing	Att.	Yds.	Avg.	TD
Trelon Smith	42	216	5.1	3	Isaiah Spiller	40	250	6.2	1
KJ Jefferson	24	180	7.5	2	Devon Achane	30	203	6.8	2
Raheim Sanders	25	137	5.5	1					
Dominique Johnson	15	132	8.8	3					
Passing	Comp.	Att.	Yds.	TD/INT	Passing	Comp.	Att.	Yds.	TD/INT
KJ Jefferson	39	63	632	4/2	Zach Calzada	37	72	458	4/2
					Haynes King	22	35	300	2/3
Receiving	Rec.	Yds.	Avg.	TD	Receiving	Rec.	Yds.	Avg.	TD
Treyton Burks	13	206	15.8	1	Ainias Smith	13	135	10.4	2
Tyson Morris	6	148	24.7	2	Jalen Wydermyer	12	141	11.8	0
De'Vion Warren	6	89	14.8	0	Chase Lane	9	104	11.6	0
Warren Thompson	4	81	20.2	1	Isaiah Spiller	8	80	10.0	1
					Devon Achane	6	69	11.5	1
Punting	No.	Yds.	Avg.	Long	Punting	No.	Yds.	Avg.	Long
Reid Bauer	13	487	37.5	60	Nik Constantinou	12	574	47.8	65
Punt Returns	No.	Yds.	Avg.	Long	Punt Returns	No.	Yds.	Avg.	Long
Nathan Parodi	4	20	5.0	8	Ainias Smith	14	139	9.9	39
Kickoff Returns	No.	Yds.	Avg.	Long	Kickoff Returns	No.	Yds.	Avg.	Long
LaDarrius Bishop	4	108	27.0	44	Devon Achane	2	59	29.5	38
Tackles	UT-AT	TT	TFL	Other	Tackles	UT-AT	TT	TFL	Other
Bumper Pool	7-23	30	2.0-2		Antonio Johnson	16-2	18	1.0-5	2 PBU
Jalen Catalan	15-13	28	1.0-2	2 INT, 3 PBU	Aaron Hansford	9-6	15	3.0-10	1 SK, 2 PBU
Hayden Henry	5-19	24	3.5-5		DeMarvin Leal	7-6	13	3.5-19	2.5 SK, 1 PBU
Grant Morgan	6-14	20	2.5-6	0.5 SK, 1 PBU	Demani Richardson	7-5	12	0.0-0	1 PBU
Joe Foucha	6-12	18	1.5-4	1 PBU	Jayden Peevy	7-4	11	3.0-8	1 INT, 3 PBU



Box Score (Final) Arkansas Razorbacks Football Arkansas vs #8 Texas A&M (Oct 31, 2020 at BCS, TX)



Score by Quarters	1	2	3	4	Total
Arkansas	7	7	3	14	31
Texas A&M	14	14	14	0	42

Qtr Time Scoring play

1st	08:09	AR - Treylon Burks 6 yd pass from Feleipe Franks (AJ Reed kick), 12-87 4:49
	03:57	TAMU - Ainius Smith 35 yd pass from Kellen Mond (Seth Small kick), 8-75 4:12
	00:34	TAMU - Ainius Smith 15 yd run (Seth Small kick), 4-58 2:22
2nd	06:43	TAMU - J Wydermyer 6 yd pass from Kellen Mond (Seth Small kick), 11-69 5:35
	04:13	AR - Tyson Morris 1 yd pass from Feleipe Franks (AJ Reed kick), 8-75 2:30
	01:13	TAMU - Isaiah Spiller 6 yd run (Seth Small kick), 7-74 3:00
3rd	10:22	AR - AJ Reed 34 yd field goal, 11-58 4:38
	05:22	TAMU - J Wydermyer 15 yd pass from Kellen Mond (Seth Small kick), 9-75 5:00
	00:56	TAMU - Devon Achane 30 yd run (Seth Small kick), 6-68 2:36
4th	13:09	AR - Treylon Burks 16 yd pass from Feleipe Franks (AJ Reed kick), 8-75 2:47
	00:36	AR - Rakeem Boyd 14 yd run (AJ Reed kick), 6-69 1:29

	AR	TAMU
FIRST DOWNS	29	25
RUSHES-YARDS (NET)	42-222	36-182
PASSING YDS (NET)	239	260
Passes Att-Comp-Int	32-23-0	26-21-0
TOTAL OFFENSE PLAYS-YARDS	74-461	62-442
Fumble Returns-Yards	0-0	0-0
Punt Returns-Yards	0-0	3-23
Kickoff Returns-Yards	0-0	1-20
Interception Returns-Yards	0-0	0-0
Punts (Number-Avg)	3-43.3	4-41.5
Fumbles-Lost	1-0	0-0
Penalties-Yards	5-51	9-100
Possession Time	27:01	32:59
Third-Down Conversions	3 of 11	7 of 11
Fourth-Down Conversions	1 of 2	0 of 0
Red-Zone Scores-Chances	5-5	4-4
Sacks By: Number-Yards	0-0	4-18

RUSHING: Arkansas-Rakeem Boyd 18-100; Feleipe Franks 16-91; Trelon Smith 5-30; Treylon Burks 3-1. Texas A&M-Isaiah Spiller 21-82; Devon Achane 4-39; Kellen Mond 6-32; Ainius Smith 3-31; TEAM 2-minus 2.

PASSING: Arkansas-Feleipe Franks 23-31-0-239; Treylon Burks 0-1-0-0. Texas A&M-Kellen Mond 21-26-0-260.

RECEIVING: Arkansas-Treylon Burks 7-117; Hudson Henry 6-33; Mike Woods 4-35; Blake Kern 2-21; DeVion Warren 1-22; Rakeem Boyd 1-9; Trelon Smith 1-1; Tyson Morris 1-1. Texas A&M-J Wydermyer 6-92; Ainius Smith 6-67; Hezekiah Jones 5-47; Chase Lane 3-50; Isaiah Spiller 1-4.

INTERCEPTIONS: Arkansas-None. Texas A&M-None.

FUMBLES: Arkansas-Feleipe Franks 1-0. Texas A&M-None.

Arkansas (2-3,2-3) vs. Texas A&M (4-1,4-1)
Date: Oct 31, 2020 • Site: BCS, TX • Stadium: Kyle Field
Attendance: 27114

Kickoff time: 6:39 pm • End of Game: 10:01 pm • Total elapsed time: 3:22
Officials: Referee: Marc Curies; Umpire: Brent Sowell; Linesman: Randall Kizer;
Line judge: Chris Conway; Back judge: Matt Hollifield; Field judge: Wes Booker;
Side judge: Eduardo Balbis; Center judge: Chris Garner;
Temperature: 70 • Wind: S/SE 6 • Weather: Humidity 40%

GAME 4: TEXAS A&M

IN DEPTH CHART: OFFENSE

WR



10 De'Vion Warren ||| 5-10, 195, *Sr.

Played in seven games and started six before his 2020 season was cut short due to a knee injury ... Made 15 grabs for 278 yards, scored three touchdowns, and rushed four times for 35 yards (8.8 ypc).



	REC	YDS	TD
2021	6	89	0
2020	15	278	3
2019	4	19	0
2018	3	14	1
Totals*	29	405	4

2 Ketron Jackson Jr. ||| 6-2, 205, Fr.

Consensus four-star prospect by 247 Sports, Rivals and ESPN ... Rated the No. 21 wide receiver in the country and the No. 21 prospect in Texas by 247Sports ... As a senior, made 39 catches for 765 yards (19.6 ypc) and scored 10 touchdowns.

	REC	YDS	TD
2021	1	16	0
Totals	1	16	0

WR



16 Treyton Burks ||| 6-3, 225, Jr.

91-yd TD catch vs. GS, 2nd longest TD catch in school history ... Biletnikoff Award & Maxwell Award Watch Lists ... Preseason First-Team All-SEC ... Started 9 games in 2020, led team with 51 catches, 820 yds and 7 TDs to set career-best marks.

	REC	YDS	TD
2021	13	206	1
2020	51	820	7
2019	29	475	0
Totals	93	1501	8

11 Jaquayln Crawford ||| 5-10, 175, R-Jr.

Redshirted and sat out 2020 season after transferring from Oklahoma ... Played in two games for Sooners over two seasons ... A four-star recruit by 247Sports, ESPN and Rivals ... Rated No. 146 nationally by ESPN and No. 179 by 247Sports.

	REC	YDS	TD
2021	2	8	0
2019	0	0	0
Totals	2	8	0

LT



76 Myron Cunningham ||| 6-6, 325, *R-Sr.

Voted Team Captain ... Anchored OL at LT, starting all 10 games in 2020, one of two Razorback OL to do so (Latham) ... Logged the most snaps of any Razorback ... First Team NJCAA All-American (2018).



	GP	GS
2021	3	3
2020	10	10
2019	11	10
Totals	24	23

74 Jalen St. John ||| 6-5, 330, R-Fr.

Redshirted during his first season at Arkansas in 2020 ... Four-star prospect by Rivals ... Rated as the No. 9 offensive guard in the country and seventh overall player in the state of Missouri by Rivals.

	GP	GS
2021	1	0
Totals	1	0

LG



62 Brady Latham ||| 6-5, 305, R-So.

Started all 10 games at left guard in 2020, one of two Razorback offensive lineman to start every game (Myron Cunningham) ... Named to the SEC All-Freshman Team, the first Arkansas offensive lineman since Denver Kirkland in 2013.


	GP	GS
2021	3	3
2020	10	10
2019	3	0
Totals	16	13

70 Luke Jones ||| 6-5, 310, R-Jr.

Played in all 10 games in 2020 ... According to Pro Football Focus, saw action in 84 offensive and 100 special teams plays ... Transferred to Arkansas from Notre Dame in 2019.

	GP	GS
2021	3	0
2020	11	0
2019	7	1
Totals	26	2

C



51 Ricky Stromberg ||| 6-4, 311, So.

Preseason First-Team All-SEC according to league's coaches ... Played in nine games, eight starts, in 2020 at center ... According to Pro Football Focus, played 628 offensive snaps, fourth-most on the team and third most among OL.

	GP	GS
2021	3	3
2020	9	8
2019	12	11
Totals	24	22

57 Shane Clenin ||| 6-6, 325, R-Sr.

Played in seven games in 2020, seeing almost all of his action on special teams ... According to Pro Football Focus, saw action in 42 special teams snaps, all coming on the field goal unit, and 4 offensive snap.



	GP	GS
2021	3	0
2020	7	0
2019	11	1
2018	7	2
Totals	28	3

RG



66 Ty Clary ||| 6-4, 315, *Sr.

Preseason All-SEC selection ... Played in last eight games and started the last seven of 2020, making five starts at right guard and two at center ... Made season debut at Auburn seeing action on 57 snaps at RG.



	GP	GS
2021	3	2
2020	8	7
2019	12	12
2018	12	11
Totals*	41	35

55 Beaux Limmer ||| 6-5, 300, R-So.

Earned first start of the season vs. Ga. Southern, getting the nod at RG ... Played in seven games and made five starts in 2020, all coming at right guard ... Did not allow a sack in 171 pass blocking plays.

	GP	GS
2021	3	1
2020	6	5
2019	4	0
Totals	13	6

RT



78 Dalton Wagner ||| 6-9, 330, R-Sr.

Played in eight games and started the final five at right tackle in 2020 ... Made first start of the year in the win over Tennessee ... According to Pro Football Focus, played in 413 snaps all at right tackle.



	GP	GS
2021	3	3
2020	7	5
2019	12	12
2018	1	1
Totals	32	21

53 Ty'Kieast Crawford ||| 6-5, 350, So.

Played 2020 at Charlotte, playing in six games and starting three ... Saw all of his action at right tackle, playing 151 snaps, according to PFF ... Did not allow a sack on 55 pass blocking plays ... Originally committed to Arkansas out of high school.

	GP	GS
2021	3	0
2020	5	5
Totals	12	7

QB



1 KJ Jefferson ||| 6-3, 245, R-So.

Passed for 366 yds w/ 3 TDs vs. GS, first UA QB to pass for 350+/3TD/OINT since 2015 ... Voted Team Captain ... Played in 5 games, completed 20-of-41 (48.8%) for 295 yards and 3 TDs in 2020 ... Started 1 game as a freshman at No. 1 LSU in 2019.

	C-A-I	YDS	TD
2021	39-63-2	632	4
2020	20-41-0	295	3
2019	14-31-1	197	0
Totals	73-135-3	1094	7

4 Malik Hornsby ||| 6-2, 180, R-Fr.

Ran for 29 yards vs. Texas ... Four-star prospect by 247Sports and ESPN out of high school ... Rated as the No. 5 dual-threat quarterback in the country and 14th overall player in the state of Texas by 247Sports.

	C-A-I	YDS	TD
2021	11-0	-2	0
2020	0-0-0	0	0
Totals	11-0	-2	0

RB



22 Trelon Smith ||| 5-9, 185, R-Sr.

Third career 100-yard game vs. Rice ... Played in all 10 games, four starts, in 2020 ... Produced team-bests with 134 carries for 710 yards (5.3 ypc) and five TDs ... Transfer from Arizona St. after 2018 - two-year letterwinner (2017-18).

	ATT	YDS	TD
2021	42	216	3
2020	134	710	5
2019	11	56	0
2018	1	4	0
Totals	188	986	8

5 Raheim 'Rocket' Sanders ||| 6-2, 225, Fr.

Scored 1st career TD vs. Texas ... Moved to RB during spring after signing as WR ... Rated four-star prospect by 247Sports & Rivals ... Rated No. 19 player in Florida by 247Sports and No. 8 athlete in the country.

	ATT	YDS	TD
2021	25	137	1
Totals	25	137	1

TE



87 Blake Kern ||| 6-4, 265, *R-Sr.

Played in all 10 games and made five starts in 2020 ... Logged 20 catches for 201 yards with two touchdowns ... Ranked 4th on the team in receptions and receiving yards ... Former walk-on.



	REC	YDS	TD
2021	4	43	0
2020	20	201	2
2019	0	0	0
2018	0	0	0
Totals	24	244	2

82 Hudson Henry ||| 6-5, 255, R-So.

Played in six games and made four starts in 2020 with 16 receptions for 92 yards and one touchdown ... Earned SEC All-Freshman honors, first Razorback tight end to do so since his brother Hunter in 2013.

	REC	YDS	TD
2021	0	0	0
2020	16	92	1
2019	3	15	0
Totals	19	107	1

WR



19 Tyson Morris ||| 6-1, 202, R-Sr.

First career start vs. Rice ... Appeared in 10 games in 2020, seven catches for 67 yards with one TD ... Father, Isaiah, played basketball for Arkansas (1990-92) and was second-round pick in 1992 NBA Draft to Miami.



	REC	YDS	TD
2021	6	148	2
2020	7	62	1
2019	13	155	1
2018	4	30	1
Totals	30	395	5

84 Warren Thompson ||| 6-3, 201, R-Jr.

Caught his first TD at Arkansas vs. Ga. Southern, 60-yard catch ... Transfer from Florida St., played for OC Kendal Briles in 2019 ... Played in 16 games (3 starts) at FSU making 11 catches for 195 yards.

	REC	YDS	TD
2021	4	81	1
2020	5	104	1
2019	6	91	0
Totals	15	276	2

GAME 4: TEXAS A&M

IN DEPTH CHART: DEFENSE

	U-A-T	TFL	SACK
2021	3-6-9	2.0	1.5
2020	9-13-22	1.5	1.0
2019	6-6-12	0.0	0.0
Totals	18-25-43	3.5	2.5

56 Zach Williams ||| 6-4, 255, Jr.

Played in nine games and made four starts on DL in 2020 ... Registered 22 tackles (9 solo) with 1.5 TFL, 1.0 sack and one QB hurry ... Son of former Arkansas linebacker Rickey Williams (1984-87).



JACK

	U-A-T	TFL	SACK
2021	0-2-2	0.5	0.5
2020	1-4-5	0.5	0.0
2019	9-10-19	1.5	0.0
Totals	10-16-26	2.5	0.5

11 Mataio Soli ||| 6-4, 240, Jr.

Played in nine games in 2020 with five tackles ... Started 11 of 12 games played as a true freshman in 2019 with 19 tackles and 1.5 TFLs ... Son of former Arkansas and All-SEC DL Junior Soli (1992-95)




DT

	U-A-T	TFL	SACK
2021	3-7-10	2.0	1.0
2020	14-8-22	3.0	0.0
2019	28-22-50	3.0	0.0
2018	9-21-30	2.0	1.0
Totals	54-58-112	10.0	2.0

99 John Ridgeway ||| 6-6, 320, R-Sr.

TFL in each game played ... Missed opener due to appendectomy ... Transferred from Illinois State ... In Illinois St.'s 2021 season, 22 tackles and added 3.0 TFLs, one INT, one PBU and three QBHs over four games.



DT

	U-A-T	TFL	SACK
2021	1-4-5	1.5	1.0
2020	6-18-24	0.5	0.5
2019	7-10-17	1.0	0.0
2018	1-0-1	0.0	0.0
Totals	15-32-47	3.0	2.0

93 Isaiah Nichols ||| 6-3, 300, R-Jr.

Played in nine games, making seven starts in 2020 ... Totaled 24 tackles (six solo), 0.5 TFL, 0.5 sacks and one QB hurry ... Made first career start and recorded three tackles and QB hurry against Georgia.




DT

	U-A-T	TFL	SACK
2021	1-3-4	0.5	0.5
2020	16-3-19	2.0	0.0
2019	5-4-9	0.0	0.0
2018	1-0-1	0.0	0.0
*Totals	28-16-44	4.5	1.5

0 Markell Utsey ||| 6-4, 290, *R-Sr.

Played at Missouri 2016-20 ... Totaled nine games played with 19 tackles, 2.0 tackles for loss and one pass broken up as a senior in 2020 ... One of three transfer DL ... From Little Rock, Ark.



DT

	U-A-T	TFL	SACK
2021	1-5-6	0.5	0.0
2020	12-15-27	3.0	3.0
2019	1-3-4	0.0	0.0
Totals	14-23-37	3.5	3.0

50 Eric Gregory ||| 6-4, 295, R-So.

Played in nine games and made seven starts at defensive end in 2020 ... Totaled 27 tackles and 3.0 TFL ... Led team with 2.5 sacks and also had one QB hurry and one interception ... Will also play DE.




DE

	U-A-T	TFL	SACK
2021	1-10-11	2.0	2.0
2020	14-7-21	2.5	2.0
2019	13-11-24	3.0	1.0
2018	7-13-20	5.0	2.5
*Totals	50-46-96	17.0	10.5

55 Tre Williams ||| 6-4, 283, R-Sr.

1.5 sacks vs. Ga. Southern ... One of three transfer DL, transferring from Missouri ... Played in eight games, four starts, for Mizzou in 2020 with 21 tackles, 2.5 TFL and one sack ... SEC All-Freshman team in 2019.



DE

	U-A-T	TFL	SACK
2021	1-1-2	0.0	0.0
2020	0-0-0	0.0	0.0
Totals	1-1-2	0.0	0.0

58 Jashaud Stewart ||| 6-2, 240, So.

Played in eight games seeing action predominately on special teams in 2020 ... According to Pro Football Focus, played in 66 special teams and 5 defensive snaps ... First recruit to commit to Coach Pittman at Arkansas.




LB

	U-A-T	TFL	SACK
2021	5-19-24	3.5	0.0
2020	14-11-25	3.0	1.0
2019	16-15-31	2.5	1.0
2018	9-15-24	0.0	0.0
*Totals	47-60-107	9.0	2.0

27 Hayden Henry ||| 6-2, 225, *Sr.

Walker Camp DPOW after career-best 15 tackles, 2.5 TFLs vs. Texas ... Logged a career season-best 25 tackles (14 solo) with 3.0 tackles for loss and 1.0 sack ... Middle brother of Hunter and Hudson Henry.



LB

	U-A-T	TFL	SACK
2021	7-23-30	2.0	0.0
2020	40-61-101	6.5	0.5
2019	38-56-94	6.5	1.0
2018	14-15-29	2.5	0.0
Totals	99-155-254	16.5	1.5

10 Bumper Pool ||| 6-2, 229, Jr.

Butkus Award Watch List ... All-SEC Second Team by coaches in 2020 ... Played and started in nine games at LB ... Finished second on team making 101 total tackles (40 solo) and tied for second with 6.5 TFL and five passes broken up.




LB

	U-A-T	TFL	SACK
2021	6-14-20	2.5	0.5
2020	40-71-111	5.0	1.0
2019	9-30-39	3.0	1.0
2018	8-16-24	2.5	0.0
*Totals	86-147-233	16.5	3.5

31 Grant Morgan ||| 5-11, 235, *R-Sr.

Voted Team Captain ... Bednarik DPOW for Texas performance ... Walter Camp 2nd-Team AA in 2020 after leading FBS with 12.3 tkl/s/game ... Burlsworth Trophy Finalist in 2020 ... Married to his wife, Sydnie.



LB

	U-A-T	TFL	SACK
2021	2-2-4	0.0	0.0
2020	3-9-12	0.0	0.0
2019	2-3-5	0.0	0.0
Totals	7-14-21	0.0	0.0

28 Andrew Parker ||| 6-2, 245, R-Jr.

Matched a career-best with four tackles vs. Rice ... Played in all 10 games in 2020, seeing action at LB and on various special teams units ... Totaled 12 tackles ... Saw action in seven games in 2019, making five tackles.




CB

	U-A-T	TFL	INT
2021	1-2-3	0.0	0
2020	8-9-17	1.0	0
2019	15-7-22	1.0	0
2018	0-0-0	2.0	0
Totals	24-18-42	2.0	0

24 LaDarrius Bishop ||| 6-0, 190, R-Jr.

Started fifth career game vs. Rice ... Played in all 10 games in 2020 making one start at CB in the season finale against Alabama ... Logged 17 total tackles with 1.0 TFL and two passes broken up ... Nickname is DaeDae.



CB

	U-A-T	TFL	INT
2021	0-1-1	0.0	0
2020	32-15-47	1.0	3
Totals	32-16-48	1.0	3

17 Hudson Clark ||| 6-2, 180, R-So.

Played in eight games and made seven starts at CB in 2020 ... Team's fifth-leading tackler, posting 47 stops (32 solo) and tied for the team lead making three interceptions ... Former walk-on ... Both parents are U of A grads.




S

	U-A-T	TFL	INT
2021	15-13-28	1.0	2
2020	51-48-99	2.0	3
2019	3-3-6	0.0	0
Totals	69-64-133	3.0	5

1 Jalen Catalon ||| 5-10, 200, R-So.

Voted Team Captain ... Named preseason All-American (2nd) by AP, first Razorback since Frank Ragnow (2017) ... Pre-season All-SEC, Chuck Bednarik Award Watch List ... Freshman All-American in 2020 with 99 tackles and three picks.



S

	U-A-T	TFL	INT
2021	0-1-1	0.0	0
2020	1-0-1	0.0	0
2019	1-1-2	0.0	0
Totals	2-2-4	0.0	0

4 Malik Chavis ||| 6-2, 195, R-So.

Played in seven games, registering one tackle in 2020 ... Saw action in two games on defense against Florida and Missouri ... According to Pro Football Focus, played 39 defensive and 49 special teams snaps.




S

	U-A-T	TFL	INT
2021	6-12-18	1.5	0
2020	18-42-60	2.0	2
2019	44-43-87	1.0	0
2018	6-5-11	0.0	0
Totals	74-102-176	4.5	3

7 Joe Foucha ||| 5-11, 205, Sr.

Voted Team Captain ... Played in 10 games, starting final eight in 2020 ... Finished fourth on team in tackles, making 60 total stops with 3.0 TFL, 1.0 sack, two interceptions, three passes broken up, one FR and one FF.




S

	U-A-T	TFL	INT
2021	1-3-4	0.0	0
2020	10-13-23	0.0	0
2019	1-0-1	0.0	0
Totals	12-15-27	0.0	0

15 Simeon Blair ||| 5-10, 210, R-Jr.

Played in nine games and made two starts in 2020 ... Totaled 23 tackles with two passes broken up ... Made his first career start in the season-opener against Georgia ... Former walk-on earned scholarship prior to 2020 season.




CB

	U-A-T	TFL	INT
2021	5-4-9	0.0	1
2020	20-11-31	2.0	1
2019	25-14-39	1.0	1
2018	8-1-9	0.0	0
Totals	58-30-88	3.0	3

21 Montaric Brown ||| 6-0, 190, R-Sr.

Picked off his third career pass vs. Rice ... Played and started in eight games at CB in 2020 ... Logged 31 tackles (20 solo) with 2.0 TFL, one interception and one FF ... Led team with six passes broken up.



CB

	U-A-T	TFL	INT
2021	1-0-1	0.0	0
2020	0-0-0	0.0	0
2019	0-0-0	0.0	0
Totals	1-0-1	0.0	0

23 Devin Bush ||| 6-0, 200, R-So.

Made his first career tackle vs. Rice ... Played in three games in 2020 ... Played all four defensive snaps at cornerback in the win over Ole Miss ... Former four-star recruit.




NB

	U-A-T	TFL	INT
2021	5-6-11	1.5	0
2020	22-17-39	3.0	2
2019	13-12-25	0.0	1
Totals	40-35-75	4.5	3

9 Greg Brooks Jr. ||| 5-11, 185, Jr.

Played in nine games, making eight starts at NB in 2020 ... Logged 39 tackles, sixth-most on the team and fourth-most by a DB ... Added 3.0 TFL, two INT, one PBU and two QB hurries ... Son of former NFL player Greg Brooks Sr.



NB

	U-A-T	TFL	INT
2021	0-1-1	0.0	0
2020	0-0-0	0.0	0
2019	13-7-20	1.0	0
Totals	14-7-21	1.0	0

18 Trent Gordon ||| 5-11, 190, R-Jr.

Played three seasons at Penn State, appearing in 17 games ... In 2020 as a RS sophomore, appeared in three games but did not record any statistics ... In 2019 as a RS freshman, appeared in 10 games recording 20 tackles.

RAZORBACK TRENDS

	2021	Streak
Overall	3-0	W3
At Home	3-0	W3
On the Road	0-0	L4
Neutral	0-0	L5
September	3-0	W3
October	0-0	L1
November	0-0	L2
December	0-0	L3
vs. SEC	0-0	L4
vs. Non-Conference	3-0	W3
vs. Ranked Opponents	1-0	W1
Record in Games...		
Decided by 7 pts or less	0-0	L3
Decided by 3 pts or less	0-0	L3
During the day	2-0	W2
At night	1-0	W1
Record When Scoring...		
Less than 21 points	0-0	L9
21+ points	3-0	W3
30+ points	3-0	W3
40+ points	2-0	W2
50+ points	0-0	W4
Record When Allowing...		
Less than 14 points	1-0	W15
Less than 21 points	3-0	W14
21+ points	0-0	L5
Record When...		
Scoring first	3-0	W3
Opponents score first	0-0	L4
Leading after the 1Q	3-0	W3
Trailing after the 1Q	0-0	L3
Tied after the 1Q	0-0	W1
Leading at halftime	2-0	W2
Trailing at halftime	1-0	W1
Tied at halftime	0-0	L2
Leading after the 3Q	2-0	W2
Trailing after the 3Q	0-0	L24
Tied going into the 4Q	1-0	W2
In overtime games	0-0	L1
Record With...		
Less than 300 yards total offense	0-0	L1
400+ yards total offense	2-0	W2
500+ yards total offense	1-0	W1
Less than 100 yards rushing	0-0	L1
100+ yards rushing	3-0	W3
200+ yards rushing	3-0	W3
300+ yards rushing	1-0	W1
Less than 200 yards passing	2-0	W2
200+ yards passing	1-0	W1
300+ yards passing	1-0	W1
400+ yards passing	0-0	L2
A 100-yard rusher	1-0	W1
2+ 100-yard rushers	0-0	W8
Record When Allowing...		
Less than 200 total yards	0-0	W6
200+ total yards	3-0	W3
300+ total yards	1-0	W1
400+ total yards	0-0	L5
Less than 100 rush yards	1-0	W2
100+ rush yards	2-0	W2
200+ rush yards	0-0	L3
Less than 200 pass yards	2-0	W3
200+ pass yards	1-0	W1
300+ pass yards	0-0	L2
400+ pass yards	0-0	L3
A 100-yard rusher	0-0	L3
Record When Having...		
No turnovers	1-0	W1
Less than 3 turnovers	2-0	W2
3 or more turnovers	0-0	L3
No takeaways	1-0	W1
Less than 3 takeaways	1-0	W1
3 or more takeaways	1-0	W6
Win turnover battle	1-0	W4
Lost turnover battle	0-0	L15
Turnovers even	2-0	W2
More than 30:00 TOP	2-0	W3
Less than 30:00 TOP	1-0	W1

RAZORBACK NOTEBOOK

LAST TIME OUT

- Arkansas took care of business in its first time out as a ranked team since 2016, downing Sun Belt foe Georgia Southern, 45-10, at Donald W. Reynolds Razorback Stadium.
- The win moved the Razorbacks to a perfect 3-0 on the season for the first time since 2016. Arkansas is 3-0 to begin a season when playing all three games in Fayetteville for the first time in 88 years, when the Hogs defeated College of the Ozarks (40-0), Oklahoma Baptist (42-7) and TCU (13-0) in 1933.
- Arkansas put up 45 points against Georgia Southern, scoring 38 or more points for the third time this season. The Razorbacks last scored 38-plus points in each of the first three games of the season in 2011: 51 points against Missouri State, 52 points against New Mexico, 38 points against Troy.
- The Razorbacks finished with 633 yards of total offense in Saturday's win against the Eagles, ranking eighth on the school's single-game list. It is the most yards gained by Arkansas since they logged 661 total yards of offense in a 58-42 win against Mississippi State on Nov. 19, 2016.
- The Hogs ran wild against Georgia Southern, totaling for 269 yards on the ground without a 100-yard rusher for the second week in a row. Arkansas has recorded 200 or more rushing yards in the each of the first three games of the season for the first time since 2013: 292 yards against Louisiana, 333 yards against Samford, 258 yards against Southern Miss.
- Arkansas had three or more rushing touchdowns for the third game in a row. The last time the Razorbacks accomplished that feat in three consecutive games was 2014: against Texas Tech (7), against NIU (3), vs. Texas A&M (3).



KJ Jefferson passed for 366 yards and three TDs with no INTs against Georgia Southern. He is first Arkansas QB since 2015 to throw for at least 350 yards and three TDs with no INTs.

NOTABLES FROM WEEK THREE

- QB KJ Jefferson threw for 366 yards and three touchdowns with no interceptions on 13 completions against Georgia Southern. Since 2000, he is one of only three FBS quarterbacks to pass for 365 or more yards and three or more touchdowns with no interceptions on 13 or fewer completions in a game.
- RB Trelon Smith has scored a touchdown in six of his last seven games dating back to 2020, totaling eight rushing touchdowns over that stretch. His first-quarter score against Georgia Southern capped a 73-yard drive that took 1:12, Arkansas' fastest since a 75-yard scoring drive that took 42 seconds against Kentucky on Oct. 12, 2019.
- WR Trelon Burks' 91-yard touchdown reception from QB KJ Jefferson in the third quarter is the second-longest passing score in school history. QB Matt Jones and WR Richard Smith's 92-yard scoring connection in a win against Tennessee on Oct. 5, 2002, remains the longest in program history.
- WR Tyson Morris' 14-yard touchdown reception in the second quarter capped a seven-play, 99-yard drive. It was Arkansas' first 99-yard drive since a seven-play, 99-yard scoring drive in a 48-10 win against Missouri State on Sept. 5, 2009.

BURKS BACK FOR MORE IN 2021



It took 18 games for **Trelon Burks** to reach 1,000 career receiving yards, joining WR Boo Williams as the fastest Arkansas player to reach the mark.

- Junior wideout Trelon Burks, named to the watch lists for the Biletnikoff Award, Maxwell Award and Walter Camp Player of the Year, earned preseason All-SEC recognition from both the media and league's head coaches entering the 2021 campaign.
- In 2020, Burks led Arkansas with 51 receptions for 820 yards (16.1 ypc) and seven touchdowns. Burks finished third in the SEC in receiving yards per game (91.1) and fifth in total receiving yards despite missing one game.
- Burks was one of two FBS receivers (Florida WR Kadarius Toney) to record 800+ receiving and 70+ rushing yards last year.
- Burks logged four 100-yard receiving games, including six 90-yard games. He is the first Hog wideout to record four 100-yard receiving games in the same year since Cobi Hamilton did so in 2012.
- Burks made 10 catches for 206 yards with one touchdown against Missouri last season, posting the fifth-most single-game receiving yards in program history. It was the first 200-yard receiving game by a Razorback since 2012.
- Burks is one of five FBS players to record a catch in every game played of his career (minimum 20 games):

Rank	Player	School	Games
1.	Justin Hall	Ball State	46
2.	JD Spielman	Nebraska / TCU	38
3.	Jake Ferguson	Wisconsin	36
4.	Jared Smart	Hawai'i	28
5.	Trelon Burks	Arkansas	23

RAZORBACK NOTEBOOK

DEUCE DEUCE

- Redshirt junior running back Trelon Smith has proven to be a pivotal addition on the field for the Razorbacks.
- After sitting out the 2019 season due to NCAA transfer rules, Smith, who made his way to Arkansas from Arizona State, led the Hogs with 710 rushing yards (9th in SEC) and five rushing touchdowns in 2020 – all five of which came in the season's last four weeks.
- He turned in the best game of his career at Missouri last season, totaling career bests of 172 yards on 26 carries and three touchdowns.
- He was the first Arkansas ball carrier to score three times in a game since Rawleigh Williams tallied four rushing touchdowns in a 58-42 win against Mississippi State on Nov. 19, 2016, as well as the first tailback to post 170+ rushing yards against an SEC opponent since Williams dashed for 180 yards in that very same against Mississippi State.
- Smith closed out 2020 with a rushing touchdown in three straight games: at Florida, against LSU and at Missouri. He registered five total touchdowns over that span, running for 118 yards at Florida, his first career 100-yard rushing performance, and scoring on a career-long 83-yard run.
- In his first career start, Smith rushed for 81 yards while logging 78 receiving yards and a touchdown at Auburn. He became the first Arkansas player on record to total 70-plus rushing and receiving yards in a game.
- Smith has shown no signs of slowing down, running for 216 yards and three touchdowns through the first three games of 2021. The speedster eclipsed the 100-yard mark for the third time in his career against Rice and has scored a touchdown in all three games this year.
- His rushing score against Georgia Southern marked the sixth time he has scored at least one touchdown on the ground in his last seven games, totaling eight rushing touchdowns over that span.



Trelon Smith, a transfer from Arizona State, has found the end zone in six of his last seven games, totaling eight rushing scores in that span.

T-MO

- Redshirt senior wide receiver Tyson Morris has emerged as a big-time playmaker for the Razorbacks after returning to Arkansas for his super-senior season. As one of KJ Jefferson's go-to targets, Morris has six catches for 148 yards and two touchdowns in three games.
- Morris, who is first on the Hogs in receiving touchdowns and second in receptions and receiving yards, ranks third in the SEC and 12th nationally in yards per catch (24.7) this season.
- The Helena-West Helena, Ark., native is a local product who went to Fayetteville High School and attended Central Oklahoma before transferring to Arkansas in 2017. His father, Isaiah, played basketball for Arkansas from 1990-92 and was a second-round pick by the Miami Heat in the 1992 NBA Draft.

HOG MOLLIES UP FRONT

- The Razorbacks return 90 percent of their offensive line starts from last season, which ranks third in the SEC.
- Entering this season, Arkansas was one of 17 FBS programs with eight or more offensive linemen on the current roster with at least one career start at the FBS level: Ty Clary, Shane Clinen, Ty'Kieast Crawford, Myron Cunningham, Brady Latham, Beaux Limmer, Ricky Stromberg and Dalton Wagner.
- Redshirt senior offensive lineman Myron Cunningham has made 18 consecutive starts, the most among all active Razorbacks. The Warren, Ohio, native was one of two Arkansas offensive linemen to start all 10 games last season, lining up at left tackle in each contest. Cunningham allowed only two sacks and was flagged just four times during the 2020 season.
- Redshirt junior offensive lineman Beaux Limmer was named to Pro Football Focus' Team of the Week at right guard for Week 2 following the Hogs' win against Texas. The Tyler, Texas, native played in seven games with five starts at right guard in 2020, not allowing a sack in 171 pass blocking plays.

KNOW THE NAME: JALEN CATALON

- Redshirt sophomore Jalen Catalon posted a freshman season not seen by a defensive back in the SEC for years, recording 99 total tackles, 2.0 tackles for loss, three interceptions, four pass breakups, one fumble recovery and two forced fumbles in 2020.
- Catalon averaged 9.9 tackles per game last year, which ranked tied for first among FBS freshmen and fourth among all SEC defenders.
- He was the only FBS freshman to post 95-plus tackles and at least three interceptions during the regular season. He also posted five games of 12 or more tackles, ranking second nationally behind teammate Grant Morgan.
- Catalon became the first SEC freshman since Tennessee's Eric Berry (2007) to post at least 86 tackles with three interceptions.
- At the season's end, Catalon was named to the All-SEC First Team by the Associated Press as well as recognized as an FWA Freshman All-American and a Jim Thorpe Award semifinalist.
- Catalon, a preseason All-America selection by the Associated Press entering 2021, has not disappointed. The hard-hitter is second on the Razorbacks in total tackles with 28 (15 solo), including 1.0 tackles for loss.
- In the season opener against Rice, Catalon carded double-digit tackles (11) and a career-high two interceptions. His 83 interception return yards are the most by a Hog since Rohan Gaines' 100 interception return yards against Ole Miss on Nov. 22, 2014.
- Catalon is the only FBS player in the country to post double-digit tackles and record two interceptions in a game this season.




Jalen Catalon is the only FBS player in the country to post double-digit tackles and record two interceptions in a game this season.

BUMP DAT

- Senior linebacker Bumper Pool, a Lott IMPACT Trophy semifinalist last year, is one of Arkansas' top defensive returners.
- Pool played and started in nine games last season, missing one contest due to a shoulder injury. The Lucas, Texas, native finished second on the team in total tackles (101) while tying for second in tackles for loss (6.5) and pass breakups (5).
- His average of 11.2 tackles per game was second in the SEC and ranked ninth nationally as he was named to the All-SEC Second Team by the league's coaches last season.
- Pool posted double-digit tackles in six games, including 20 tackles in Arkansas' 21-14 win at No. 16 Mississippi State on Oct. 3, 2020. His 20 tackles were the most by a Razorback since Jerry Franklin's 20 in a 38-31 win against Mississippi State on Nov. 20, 2010, and the performance tied for 10th-most in a game in school history. He earned SEC Defensive Player of the Week and Bronko Nagurski National Defensive Player of the Week for his effort against Mississippi State.
- Pools, who entered the 2021 campaign as a candidate for the Butkus Award, is all over the stat sheet through the first three games of the year. Pool leads the Razorbacks in total tackles with 30, racking 2.0 tackles for loss along the way. In the season-opening win against Rice, Pool logged 14 total tackles (three solo), including a team-leading 1.5 tackles for loss.
- Over the past three seasons (2019-21), Pool has totaled the third-most tackles in the FBS (225.)

RAZORBACKS IN THE NFL

#PRHOGS



As of Sept. 19, 2021

Name	Pos.	NFL Team
McTelvin Agim	DL	Denver Broncos
Brandon Allen	QB	Cincinnati Bengals
Alex Collins	RB	Seattle Seahawks
Kamren Curl	S	Washington Football Team
Trey Flowers	DE	Detroit Lions
Feleipe Franks	QB	Atlanta Falcons
Hjalte Froholdt [^]	OL	Houston Texans
Dre Greenlaw [*]	LB	San Francisco 49ers
Hunter Henry	TE	New England Patriots
Jerry Jacobs	DB	Detroit Lions
Xavier Kelly [*]	DL	Baltimore Ravens
Jeremiah Ledbetter [^]	DL	Arizona Cardinals
Jonathan Marshall	DL	New York Jets
Jason Peters	OL	Chicago Bears
Darius Philon	DL	Las Vegas Raiders
Frank Ragnow	OL	Detroit Lions
Randy Ramsey [*]	LB	Green Bay Packers
Chris Smith [^]	DE	Baltimore Ravens
Jeremy Sprinkle	TE	Dallas Cowboys
Armon Watts	DL	Minnesota Vikings
Jonathan Williams [^]	RB	Washington Football Team
Deatrich Wise Jr.	DE	New England Patriots

^{*} Reserve/Injured // [^] Practice Squad

RAZORBACK NOTEBOOK

CAPTAIN MORGAN

- Redshirt senior linebacker Grant Morgan's rise from walk-on to All-American is simply one of the best stories in all of college football.
- Morgan is a candidate for the Bednarik Award, Butkus Award and Bronko Nagurski Trophy headed into the 2021 campaign after emerging as one of the best players in the country last year when he produced one of the greatest seasons in Arkansas history.
- The Greenwood, Ark., product, who was named a Walter Camp and AFCA Second Team All-American following the 2020 campaign, posted an SEC-leading 111 total tackles, including 7.5 for loss, with 2.0 sacks.
- The linebacker finished tied for the nation's lead in tackles per game (12.3) while intercepting one pass, breaking up five and registering one quarterback hurry.
- Morgan, the younger brother of former Arkansas receiver Drew Morgan, joined Martrell Spaight (2014) as the only two Razorback defenders to garner both AP and Coaches All-SEC recognition in the last 10 seasons.
- Morgan remains a steady presence on the defensive side of the ball through the first three games of 2021, racking up 20 total tackles (six solo) with 2.5 tackles for loss and 0.5 sacks.



Grant Morgan is only the second Razorback defender in the last 10 seasons to garner All-SEC praise from both the AP and league's coaches.

TACKLING TRIO

- Linebackers Grant Morgan and Bumper Pool teamed up with defensive back Jalen Catalon to account for 37 percent of the Hogs' tackles last season. As the team's top three tacklers, Morgan (111), Pool (101) and Catalon (99) combined for 311 total stops.
- Morgan and Pool finished third and ninth, respectively, in tackles nationally, giving the Hogs four straight seasons with at least one player with 100+ tackles and five of the last six seasons. 2020 marked the first time since the 2017 season that Arkansas had two players finish with 100+ tackles (De'Jon Harris – 115; Dre Greenlaw – 103).
- Morgan finished tied for the nation's lead alongside Akron's Bubba Arslanian in tackles per game (12.3).
- Through the first three games of 2021, Pool (30), Catalon (28) and Morgan (20) continue to lead the way for the Razorbacks, ranking first, second and fourth, respectively, on the team in total tackles.

ANOTHER H. HENRY

- Senior linebacker Hayden Henry, the brother of former Razorback tight end Hunter and current tight end Hudson, was named the National Defensive Player of the Week by the Walter Camp Football Foundation after his effort in the win against Texas.
- Henry made a career-high 15 tackles, including 2.5 tackles for loss, in the Razorbacks' 40-21 win on Saturday night. It was his first career double-digit tackle performance and marked the first time he has led the Hogs in tackles for a game.
- The redshirt senior linebacker is the fourth Arkansas student-athlete to earn Walter Camp National Player of the Week honors since 2004. Henry is the first since former Razorback quarterback Ryan Mallett (Sept. 19, 2010).

PICK SIX

- Arkansas' three interceptions returned for touchdowns last season tied for the second most in the nation with Alabama, Appalachian State, Kentucky, Mississippi State and Wake Forest.
- Greg Brooks Jr. recorded the first Hog pick six since Santos Ramirez in 2016, intercepting Mississippi State QB K.J. Costello on the opening drive for a 69-yard score to set the Hogs on their way to an upset on the road.
- Jalen Catalon (35 yards) and Grant Morgan (23 yards) both made house calls against Ole Miss as the Razorbacks recorded two interceptions returned for touchdowns in the same game for the first time in recent records (since 1997).

RETURN GURU

- Redshirt junior defensive back LaDarrus Bishop has shined on special teams this season, totaling 163 kickoff return yards on six returns (27.2 avg.).
- In the season opener against Rice, Bishop averaged 27.0 yards per return. That mark is the most by a Razorback with a minimum of four returns since current teammate De'Vion Warren's 28.2 yards per return in a 38-37 win at Ole Miss on Oct. 28, 2017.

HOG TRACKER

- Since 2005, only four Arkansas quarterbacks have rushed for 100 or more yards in a season: Feleipe Franks (204 yards in 2000), Ty Storey (146 yards in 2018), Brandon Allen (107 yards in 2015). KJ Jefferson is the newest addition to that list, totaling 180 yards on the ground through three games is 2021.
- The Razorbacks have scored 38 or more points in four of KJ Jefferson's five career starts at QB: 48 points at Missouri (Dec. 5, 2020), 38 points against Rice (Sept. 4, 2021), 40 points against #15 Texas (Sept. 11, 2021), 45 points against Georgia Southern (Sept. 18, 2021).
- Arkansas is one of only five FBS teams, along with Army, Baylor, Florida and Michigan, to rush for 240 or more total yards on three occasions this year.
- The Hogs have outscored their opponents, 24-0, in the first quarter this season: 7-0 lead against Rice, 10-0 lead against Texas, 14-0 lead against Georgia Southern.

RAZORBACK NOTEBOOK

KICKS FOR CAUSE

- True freshman kicker Cam Little has been automatic through the first two collegiate games in his young career, drilling all six of his field goal attempts and all 15 of his point-after attempts through the first three games of the 2021 campaign.
- In his debut against Rice, Little went 1-for-1 on field goals, converting a 34-yard field goal, and made all five of his PATs.
- Little followed up that effort with a historic performance in the win against Texas, becoming the first Hog freshman to make four field goals, including a career-long 44-yarder, in a game since Alex Tejada hit four in against Troy on Sept. 1, 2007.
- Following the win, Little announced he will donate \$10 per made field goal to Down Syndrome Connection of Northwest Arkansas.

ONE OF FIVE, ONE OF A KIND

- Sam Pittman became the fifth Arkansas head coach to lead the Razorbacks to a bowl game berth in his first season on The Hill and the first since Houston Nutt in 1998. Pittman joins Nutt, Ken Hatfield (1984), Lou Holtz (1977) and John Barnhill (1946).
- The 2020 Mecari Texas Bowl, however, was canceled due to COVID-19 issues within the TCU program.
- Pittman's three SEC wins in his first season are the most for an Arkansas head coach since Nutt won six in his first year.

NEW COACHES ON THE BLOCK

- Five Arkansas coaches enter their first year on the job in 2021.
- Jermial Ashley begins his first season as defensive line coach after spending six seasons (2015-20) in the same role at Tulsa.
- Kenny Gupton, the former Ohio State quarterback, enters his first year as wide receivers coach after spending the 2020 season as wide receivers coach at Colorado State.
- Cody Kennedy begins his first season as offensive line coach after he was hired to coach the Razorbacks' tight ends following a two-year tenure as offensive line coach at Tulane.
- Arkansas alum Dowell Loggains begins his first season as tight ends coach after spending 16 years in the NFL primarily as a quarterbacks coach, including seven seasons as an offensive coordinator. Loggains served as offensive coordinator for Tennessee, Chicago, Miami and the New York Jets.
- Michael Scherer enters his first season as linebackers coach after his promotion from defensive analyst. Scherer came with associate head coach/defensive coordinator Barry Odom from Missouri to Arkansas in 2020.

ARKANSAS VS. THE WORLD (TOP 25)

- Five of the Razorbacks' 12 opponents this season were ranked in the preseason AP Top 25: No. 1 Alabama, No. 5 Georgia, No. 6 Texas A&M, No. 16 LSU and No. 21 Texas. Auburn and Ole Miss, meanwhile, received votes in the poll.
- According to S&P+ strength of schedule rankings, Arkansas (0.782) has the hardest slate in the country.
- Strength of schedule is measured by projecting the average win percentage an average top-five team would produce.
- Tough schedules are nothing new for head coach Sam Pittman and the Hogs. Last year, Arkansas started the season against three straight Top-20 teams in No. 4 Georgia, No. 16 Mississippi State and No. 13 Auburn.
- The Hogs also went on the road to No. 8 Texas A&M and No. 6 Florida later in the season.

C ON THEIR CHEST

- Head coach Sam Pittman announced the team's five captains for 2021 ahead of the season opener against Rice.
- The captain's list includes redshirt senior LB Grant Morgan, redshirt sophomore DB Jalen Catalon, redshirt senior OL Myron Cunningham, redshirt sophomore QB KJ Jefferson and senior DB Joe Foucha.

GRADUATED HOGS

- 17 Razorbacks on this year's roster have already earned their degree from the University of Arkansas: Ty Clary, Shane Clenin, Myron Cunningham, Deon Edwards, Dorian Gerald, T.J. Hammonds, Hayden Henry, Blake Kern, Grant Morgan, Tyson Morris, John Ridgeway, Jordan Silver, Markell Utsey, Dalton Wagner, De'Vion Warren, McKinley Williams and Tre Williams.

HOGS UNITED

- In an effort to fight social injustices and engage in the community, Arkansas has committed to devoting time regularly throughout the season to community service.
- For the second consecutive season, the Razorbacks will wear a patch on their jerseys with the word "Equality" as the team strives to make an impact to better our community, state and nation.



EXTRA! EXTRA! READ ALL ABOUT IT!

- Follow @RazorbackComms, the official Twitter account of Razorback Communications, for Arkansas stats and facts.
- In-game notes and information will be shared in addition to a traditional postgame notes package.

SEC STANDINGS

EASTERN DIVISION

Team	OVR	SEC	Home	Road	Strk
Georgia	3-0	1-0	2-0	0-0	W3
Kentucky	3-0	1-0	3-0	0-0	W3
Tennessee	2-1	0-0	2-1	0-0	W1
Vanderbilt	1-2	0-0	0-2	1-0	L1
Florida	2-1	0-1	1-1	1-0	L1
Missouri	2-1	0-1	2-0	0-1	W1
South Carolina	2-1	0-1	1-0	1-1	L1

WESTERN DIVISION

Team	OVR	SEC	Home	Road	Strk
Alabama	3-0	1-0	1-0	1-0	W3
Arkansas	3-0	0-0	3-0	0-0	W3
Ole Miss	3-0	0-0	2-0	0-0	W3
Texas A&M	3-0	0-0	2-0	0-0	W3
Auburn	2-1	0-0	2-0	0-1	L1
LSU	2-1	0-0	2-0	0-1	W2
Mississippi St.	2-1	0-0	2-0	0-1	L1

SEC SCHEDULE

Saturday, Sept. 25 (Week 4)

Georgia at Vanderbilt | 11 a.m. | SEC Network
 LSU at Mississippi State | 11 a.m. | ESPN
 Missouri at Boston College | 11 a.m. | ESPN2
 Texas A&M vs. Arkansas | 2:30 p.m. | CBS
 Georgia State at Auburn | 3 p.m. | SEC Network
 Tennessee at Florida | 6 p.m. | ESPN
 Kentucky at South Carolina | 6 p.m. | ESPN2
 Southern Miss at Alabama | 6:30 p.m. | SEC Network

Saturday, Oct. 2 (Week 5)

Tennessee at Missouri | 11 a.m. | SEC Network
 Arkansas at Georgia | 11 a.m. | CBS
 Ole Miss at Alabama | 2:30 p.m. | CBS
 Troy at South Carolina | 2:30 p.m. | SEC Network
 Florida at Kentucky | TBD
 Mississippi State at Texas A&M | TBD
 UConn at Vanderbilt | 6:30 p.m. | ESPN2
 Auburn at LSU | 8 p.m. | ESPN

All times Central



THE HOG POD WITH BO MATTINGLY

Check out the Hog Pod with Bo Mattingly for great stories and insight about Razorback football, including episodes with head coach Sam Pittman, defensive coordinator Barry Odom, offensive coordinator Kendal Briles, special teams coordinator Scott Fountain, LB Grant Morgan, AD Hunter Yurachek and more. Find the podcast on Apple podcasts, Spotify or visit arkansasrazorbacks.com/thehogpod.

RAZORBACK NOTEBOOK

ACTIVE CAREER LEADERS

TACKLES

Rank	Player, Class	Tackles
1.	Bumper Pool, Sr.	254
2.	Grant Morgan, R-Sr.	232
3.	Joe Foucha, Sr.	176
4.	Jalen Catalon, R-So.	133
5.	John Ridgeway, R-Sr.	112

TACKLES FOR LOSS

Rank	Player, Class	TFL
1.	Grant Morgan, R-Sr.	18.0
2.	Bumper Pool, Sr.	17.5
3.	Tre Williams, R-Sr.	17.0
4.	John Ridgeway, R-Sr.	9.0
	Hayden Henry, R-Sr.	9.0

SACKS

Rank	Player, Class	Sacks
1.	Tre Williams, R-Sr.	10.5
2.	Grant Morgan, R-Sr.	4.5
3.	Hayden Henry, R-Sr.	2.5
4.	Eric Gregory, R-So.	2.0
	Isaiah Nichols, R-Jr.	2.0
	John Ridgeway, R-Sr.	2.0

INTERCEPTIONS

Rank	Player, Class	INTs
1.	Jalen Catalon, R-So.	5
2.	Montaric Brown, R-Sr.	4
3.	Hudson Clark, R-So.	3
	Greg Brooks, Jr.	3
5.	Grant Morgan, R-Sr.	1
	Eric Gregory, R-So.	1
	John Ridgeway, R-Sr.	1

RUSHING

Rank	Player, Class	Yards
1.	Trelon Smith, R-Jr.	986
2.	T.J. Hammonds, R-Sr.	544
3.	KJ Jefferson, R-So.	305
4.	Raheim Sanders, Fr.	143
5.	Dominique Johnson, So.	132

RECEPTIONS

Rank	Player, Class	Receptions/Yards
1.	Treyton Burks, Jr.	93/1,501
2.	Kendall Catalon, R-Sr.	57/765
3.	Trey Knox, Jr.	35/455
4.	Tyson Morris, R-Sr.	30/400
5.	De'Vion Warren, Sr.	29/405

THIS IS A PROUD DAMN STATE

- 40 student-athletes on the 2021 roster are from Arkansas.
- Three are from Fayetteville or are products of a high school in Fayetteville:
Ty Clary - Fayetteville High School
Jon Conley - Fayetteville High School
Tyson Morris - Fayetteville High School

HAPPY 150TH!

- The University of Arkansas is celebrating its sesquicentennial this year, the 150th anniversary of its founding in 1871.
- Initially founded as the Arkansas Industrial College, the university is the oldest and first land-grant institution in Arkansas.
- The first year of classes was in 1872, when one student described the journey to the university, which at that time required a train ride followed by a stagecoach ride along the route now known as the Pig Trail. On some steep hills, passengers had to get out and help push the coach.
- The Pig Trail is now a popular, scenic highway (Arkansas Highway 23).
- Fayetteville and northwest Arkansas have grown over the years and Fayetteville is now consistently listed by U.S. News and World Report as one of the top five best places to live in the United States. (#4 on the list this year)
- In addition to the Hog Call and many other outstanding traditions, the University of Arkansas is home to Senior Walk: a tradition that includes the names of each graduating class being added to the sidewalks across campus, dating back to that first graduating class in 1876.
- The U of A's first graduation ceremony was held in 1876 and consisted of a class of 8 students.
- This fall, the university welcomed back more than 29,000 students - a new record for enrollment.



HE'S A FREAK

Named to Bruce Feldman's 2021 college football's Freaks List for his 10.25-inch hands, Arkansas wide receiver Treyton Burks wears big gloves. Here's how his 5XL hands compare to the average adult male and a few of the NFL's top wideouts:

- Average male - 7.6"
- New Orleans Saints WR Michael Thomas - 10.5"
- Arizona Cardinals WR DeAndre Hopkins - 10.1"
- Los Angeles Chargers WR Keenan Allen - 10"
- Cleveland Browns WR Odell Beckham Jr. - 10"
- Dallas Cowboys WR Amari Cooper - 10"
- Buffalo Bills WR Stefon Diggs - 10"
- Atlanta Falcons WR Julio Jones - 9.75"
- Denver Broncos WR Courtland Sutton - 9.75"

The biggest hands on a wide receiver at the 2020 NFL Combine belonged to Oregon's Juwan Johnson (10.5"). Burks is also one of the strongest receivers in all of college football, benching 380 lbs., squatting 500 lbs. and power cleaning 320 lbs.

2021 HONORS

PRESEASON ALL-AMERICA

Treyton Burks • Jr. • WR

Athlon - Second Team

PFF - Second Team

Phil Steele - First Team

Jalen Catalon • R-So. • DB

Associated Press - Second Team

Athlon - Second Team

Phil Steele - Second Team

Grant Morgan • R-Sr. • LB

Athlon - Second Team

Phil Steele - Second Team

PRESEASON ALL-SEC

Treyton Burks • Jr. • WR

Athlon - First Team

PFF - First Team

Phil Steele - First Team

SEC - First Team

USA TODAY Network All-SEC

Jalen Catalon • R-So. • DB

Athlon - First Team

PFF - First Team

Phil Steele - First Team

SEC - Second Team

USA TODAY Network All-SEC

Ty Clary • R-Sr. • OL

PFF - Third Team

Myron Cunningham • R-Sr. • OL

Athlon - Third Team

PFF - Honorable Mention

Phil Steele - Third Team

SEC - Third Year

Grant Morgan • R-Sr. • LB

Athlon - First Team

PFF - Second Team

Phil Steele - First Team

SEC - Second Team

USA TODAY Network All-SEC

Bumper Pool • Sr. • LB

Athlon - Fourth Team

Phil Steele - Second Team

Jordan Silver • R-Sr. • LS

Phil Steele - Third Team

Trelon Smith • R-Jr. • RB

Athlon - Fourth Team

Phil Steele - Fourth Team

Ricky Stromberg • Jr. • OL

Athlon - Second Team

PFF - Second Team

Phil Steele - Fourth Team

SEC - Second Team

WATCH LISTS

Montaric Brown • R-Sr. • DB

Reese's Senior Bowl Watch List

NFLPA Collegiate Bowl Big Board

Treyton Burks • Jr. • WR

Biletnikoff Award Watch List

Maxwell Award Watch List

Walter Camp Player of the Year Watch List

Jalen Catalon • R-So. • DB

Bednarik Award Watch List

Bronko Nagurski Trophy Watch List

Jim Thorpe Award Preseason Watch List

Myron Cunningham • Sr. • OL

Reese's Senior Bowl Watch List

NFLPA Collegiate Bowl Big Board

Joe Foucha • Sr. • DB

NFLPA Collegiate Bowl Watch List

Hudson Henry • R-So. • TE

John Mackey Award Watch List

Blake Kern • R-Sr. • TE

NFLPA Collegiate Bowl Watch List

Grant Morgan • R-Sr. • LB

Bednarik Award Watch List

Bronko Nagurski Trophy Watch List

Butkus Award Watch List

Reese's Senior Bowl Watch List

NFLPA Collegiate Bowl Big Board

Bumper Pool • Sr. • LB

Butkus Award Watch List

Reese's Senior Bowl Watch List

John Ridgeway • R-Sr. • DL

Reese's Senior Bowl Watch List

NFLPA Collegiate Bowl Big Board

Jordan Silver • R-Sr. • LS

Patrick Mannelly Award Watch List

Wuerffel Trophy Watch List

Reese's Senior Bowl Watch List

NFLPA Collegiate Bowl Big Board

Trelon Smith • R-Jr. • RB

Doak Walker Award Watch List

Earl Campbell Tyler Rose Award Watch List

Reese's Senior Bowl Watch List

Ricky Stromberg • Jr. • OL

Rimington Trophy Watch List

WEEKLY AWARDS

Arkansas Razorbacks

Cheez-It Bowl National Team of the Week (Sept. 14)

Hayden Henry • R-Sr. • LB

Walter Camp National Defensive Player of the Week (Sept. 14)

SEC Defensive Player of the Week (Sept. 14)

Beaux Limmer • R-So. • OL

PFF Team of the Week (Sept. 12)

Cam Little • Fr. • K

SEC Freshman of the Week (Sept. 14)

Lou Groza Award Star of the Week (Sept. 14)

Grant Morgan • R-Sr. • LB

Chuck Bednarik Award National Player of the Week (Sept. 14)

MISCELLANEOUS OFFENSE STATS

GAMES WITH A RECEPTION

Player	2017	2018	2019	2020	2021	Career
Treyton Burks	--	--	11	9	3	23
Jaquayln Crawford	--	--	--	0	1	1
T.J. Hammonds	1	3	3	2	0	9
Hudson Henry	--	--	2	5	0	7
AJ Green	--	--	--	--	2	2
Ketron Jackson Jr.	--	--	--	--	1	1
KJ Jefferson	--	--	1	0	0	1
Blake Kern	0	0	0	9	3	12
Trey Knox	--	--	7	5	0	12
Tyson Morris	--	2	8	6	3	19
Trelon Smith	--	--	--	9	1	10
Warren Thompson	--	--	--	--	2	2
De'Vion Warren	1	2	3	7	3	16
John David White	--	--	1	0	0	1

5+ RECEPTIONS

Player	2017	2018	2019	2020	2021	Career
Treyton Burks	--	--	1	6	2	9
Hudson Henry	--	--	0	1	0	1
Trey Knox	--	--	3	0	0	3
Trelon Smith	--	--	--	2	0	2
De'Vion Warren	--	--	--	1	0	1

20+ YARD RECEPTION

Player	2017	2018	2019	2020	2021	Career
Treyton Burks	--	--	10	13	3	26
T.J. Hammonds	1	1	--	1	0	3
Blake Kern	0	0	0	2	1	3
Trey Knox	--	--	5	1	0	6
Tyson Morris	--	0	1	0	3	4
Trelon Smith	--	--	--	2	0	2
Warren Thompson	--	--	--	0	1	1
De'Vion Warren	0	0	0	5	1	6

40+ YARD RECEPTION

Player	2017	2018	2019	2020	2021	Career
Treyton Burks	--	--	0	6	1	7
T.J. Hammonds	1	1	0	1	0	3
Trey Knox	--	--	1	0	0	1
Tyson Morris	--	0	0	0	2	2
Warren Thompson	--	--	--	0	1	1
De'Vion Warren	--	--	--	2	1	3

100 YARDS RECEIVING

Player	2017	2018	2019	2020	2021	Career
Treyton Burks	--	--	0	4	1	5
De'Vion Warren	0	0	0	1	0	1

200 YARDS RECEIVING

Player	2017	2018	2019	2020	2021	Career
Treyton Burks	--	--	0	1	0	1

GAMES WITH A RECEIVING TD

Player	2017	2018	2019	2020	2021	Career
Treyton Burks	--	--	0	5	1	6
T.J. Hammonds	1	1	0	0	0	2
Hudson Henry	--	--	--	1	0	1
Blake Kern	0	0	0	2	0	2
Trey Knox	--	--	2	0	0	2
Tyson Morris	--	1	1	1	2	5
Trelon Smith	--	--	--	1	0	1
Warren Thompson	--	--	--	0	1	1
De'Vion Warren	0	1	0	2	0	3

GAMES WITH MULTIPLE RECEIVING TDS

Player	2017	2018	2019	2020	2021	Career
Treyton Burks	--	--	0	1	0	1
De'Vion Warren	0	0	0	1	0	1

10+ YARD RUNS

Player	2017	2018	2019	2020	2021	Career
Treyton Burks	--	--	1	4	0	5
A.J. Green	--	--	--	--	3	3
T.J. Hammonds	9 (3)	1	2	3	0	18
Malik Hornsby	--	--	--	0	3	3
Javion Hunt	--	--	--	--	1	1
KJ Jefferson	--	--	3	3	6	12
Dominique Johnson	--	--	--	0	4	4
John Stephen Jones	--	1	1	0	0	2
Raheim Sanders	--	--	--	--	5	5
Trelon Smith	--	--	--	12	5	17
De'Vion Warren	0	1	3	2	0	6

20+ YARD RUNS

Player	2017	2018	2019	2020	2021	Career
A.J. Green	--	--	--	--	1	1
T.J. Hammonds	4 (1)	0	1	1	0	7
Malik Hornsby	--	--	--	0	1	1
KJ Jefferson	--	--	1	0	1	2
Dominique Johnson	--	--	--	0	1	1
Raheim Sanders	--	--	--	--	1	1
Trelon Smith	--	--	--	4	2	6
De'Vion Warren	0	0	0	1	0	1

100 YARDS RUSHING

Player	2017	2018	2019	2020	2021	Career
T.J. Hammonds	1	0	0	0	0	1
Trelon Smith	--	--	--	2	1	3

GAMES WITH A RUSHING TD

Player	2017	2018	2019	2020	2021	Career
A.J. Green	--	--	--	--	1	1
T.J. Hammonds	1 (1)	0	0	0	0	2
Malik Hornsby	--	--	--	0	1	1
KJ Jefferson	--	--	1	2	1	4
Dominique Johnson	--	--	--	0	3	3
Raheim Sanders	--	--	--	--	1	1
Trelon Smith	--	--	--	3	3	6

GAMES WITH MULTIPLE RUSHING TDS

Player	2017	2018	2019	2020	2021	Career
KJ Jefferson	--	--	0	0	1	1
Trelon Smith	0	0	-	1	0	1

GAME 4: TEXAS A&M

MISC. OFFENSE STATS

CAREER 100-YARD RUSHING GAMES

T.J. Hammonds • R-Sr. • RB (1)
119 - Coastal Carolina, 2017

Trelon Smith • R-Jr. • RB (3)
172 - Missouri, 2020
118 - Florida, 2020
102 - Rice, 2021

CAREER 100-YARD RECEIVING GAMES

Treyton Burks • So. • WR (5)
206 - Missouri, 2020
137 - Ole Miss, 2020
127 - Georgia Southern, 2021
117 - Texas A&M, 2020
102 - Georgia, 2020

De'Vion Warren • Sr. • WR (1)
100 - Mississippi State, 2020

MISC. DEFENSE STATS

DOUBLE-DIGIT TACKLES

Player	2017	2018	2019	2020	2021	Career
Jalen Catalon	--	--	--	7	1	8
Hudson Clark	--	--	--	1	0	1
Joe Foucha	--	0	2	1	0	3
Hayden Henry	0	0	0	0	1	1
Grant Morgan	0	0	0	6	1	7
Bumper Pool	--	0	3	6	2	11

TEAM LEADER IN TACKLES (Ties included)

Player	2017	2018	2019	2020	2021	Career
Jalen Catalon	--	--	--	1	1	2
Hudson Clark	--	--	--	1	0	1
Joe Foucha	--	0	2	0	0	2
Hayden Henry	0	0	0	0	1	1
Grant Morgan	1	0	0	4	0	5
Bumper Pool	--	0	3	5	1	9

GAMES WITH A SACK (Half sacks included)

Player	2017	2018	2019	2020	2021	Career
Joe Foucha	--	0	0	1	0	1
Dorian Gerald	--	--	0	1	0	1
Eric Gregory	--	--	--	3	0	3
Hayden Henry	0	1	1	1	0	3
Grant Morgan	0	0	1	3	1	5
Isaiah Nichols	--	--	--	1	1	1
Bumper Pool	0	0	1	1	0	2
John Ridgeway	--	--	--	--	1	1
Mataio Soli	--	--	0	0	1	1
Markell Utsey	--	--	--	--	1	1
Tre Williams	--	--	--	--	2	2
Zach Williams	--	--	0	1	2	3

MULTIPLE SACKS (1.5 sacks or more)

Player	2018	2019	2020	2021	Career
Dorian Gerald	--	--	0	1	1
Tre Williams	--	--	--	1	1

ARKANSAS 20+ YARD PLAYS

Yards	Type	Player(s)	Opponent
91*	Pass	KJ Jefferson to Treyton Burks	Georgia Southern
60*	Pass	KJ Jefferson to Warren Thompson	Georgia Southern
48	Rush	Dominique Johnson	Georgia Southern
47	Pass	KJ Jefferson to Tyson Morris	Georgia Southern
45	Pass	KJ Jefferson to Tyson Morris	Texas
44	Pass	KJ Jefferson to De'Vion Warren	Georgia Southern
44	INT	Jalen Catalon	Rice
42	KR	LaDarrius Bishop	Rice
39	INT	Jalen Catalon	Rice
34*	Rush	KJ Jefferson	Rice
34	Rush	KJ Jefferson	Texas
31	Pass	KJ Jefferson to Tyson Morris	Rice
30*	Rush	AJ Green	Texas
29	Rush	Malik Hornsby	Texas
28	KR	LaDarrius Bishop	Rice
26*	Rush	Raheim Sanders	Texas

* touchdown scored on play

LONG PLAYS BREAKDOWN

BY YARDS

Yards	No.	TD
100+	0	0
90-99	1	1
80-89	0	0
70-79	0	0
60-69	1	1
50-59	0	0
40-49	6	0
30-39	5	2
20-29	9	1
TOTAL	22	5

BY TYPE

Type	No.	TD
Rushing	8	3
Passing	9	2
Punt returns	0	0
Kick returns	3	0
Interceptions	2	0
Fumble returns	0	0
Other	0	0
TOTAL	22	5

BY PLAYER

Player	No.	TD	R	P	KR	PR	IR	FR
LaDarrius Bishop	3	0	0	0	3	0	0	0
Treyton Burks	2	1	0	2	0	0	0	0
Jalen Catalon	2	0	0	0	0	0	2	0
AJ Green	1	1	1	0	0	0	0	0
Malik Hornsby	1	0	1	0	0	0	0	0
KJ Jefferson	5	1	2	3	0	0	0	0
Dominique Johnson	1	0	1	0	0	0	0	0
Blake Kern	1	0	0	1	0	0	0	0
Tyson Morris	1	0	0	1	0	0	0	0
Raheim Sanders	1	1	1	0	0	0	0	0
Trelon Smith	2	0	2	0	0	0	0	0
Warren Thompson	1	1	0	1	0	0	0	0
De'Vion Warren	1	0	0	1	0	0	0	0
TOTAL	22	5	8	9	3	0	2	0

NEED TO KNOW INFO

Opponent	Captains	Length	Coin Toss	Kick/Receive	Helmet/Jersey/Pants	Attendance	1st Poss.	Opp. 1st Poss.	Result
Rice	Morgan*, Catalon, Cunningham, Jefferson, Foucha	3:33	RICE	KICK	Cardinal/Cardinal/White	64,065	PUNT	PUNT	W, 38-17
Texas	Morgan, Catalon*, Cunningham, Jefferson, Foucha	3:11	TEXAS	KICK	Cardinal/Cardinal/White	74,531	PUNT	PUNT	W, 40-21
Georgia Southern	Morgan, Catalon, Cunningham*, Jefferson, Fouch	3:11	ARKANSAS	KICK	Cardinal/Cardinal/White	66,311	TD	PUNT	W, 45-10
vs. Texas A&M									
at Georgia									
at Ole Miss									
Auburn									
UAPB									
Mississippi State									
at LSU									
at Alabama									
Missouri									

HEAD COACH SAM PITTMAN

- Fifth Arkansas head coach to lead Razorbacks to a bowl game in his first season, joining Houston Nutt (1998), Ken Hatfield (1984), Lou Holtz (1977) and John Barnhill (1946).
- Led the Razorbacks to three wins in his first year as head coach - the Hogs' most SEC wins since 2016 and most wins overall since 2017.
- Arkansas' three wins in 2020 were the most for a team coming off a zero-win SEC schedule since Auburn's Gus Malzahn in 2012.
- Snapped the program's 20-game SEC losing streak with a victory at No. 16 Mississippi State in just the team's second game of 2020.
- He is the first first-year Arkansas head coach to win three or more SEC games in his first season since Houston Nutt won six in 1998.
- Oversaw a massive turnaround on both sides of the football in 2020 with the defense forcing an SEC-best 17 turnovers and the offense averaging 55 yards more per game than the previous season.



Sam Pittman, one of the nation's premier recruiters, was named the 34th head coach in Razorback history prior to the 2020 season.

Preaching belief, it did not take long for Pittman to make the state proud. Under the first-year head coach, Arkansas compiled a 3-7 record against an ultra-challenging SEC-only schedule in a season marred by the COVID-19 pandemic. In week two, the Razorbacks defeated No. 16 Mississippi State on the road, 21-14, snapping a 20-game SEC losing streak and claiming their first win against a ranked team since November 2016. Pittman oversaw immediate change on both sides of the ball with the offense averaging 51 more total yards per game and the defense forcing seven more interceptions than the 2019 team. Linebacker Grant Morgan earned Walter Camp second-team All-America honors, becoming the 16th Razorback in program history to earn the nod from the nation's oldest All-America team.

Pittman guided the Razorbacks to their 43rd all-time bowl berth, becoming the fifth coach in school history to lead the team to a bowl in his first season and first since Houston Nutt in 1998 (Florida Citrus Bowl). The 2020 Texas Bowl, however, was canceled due to COVID-19 issues within TCU's program.

The Oklahoma native has coached at seven different Power 5 schools during his 32 years of coaching, including Oklahoma, Missouri, Kansas, North Carolina and Tennessee. With a wealth of experience, Pittman is widely regarded as one of the nation's best offensive line coaches and recruiters. He has coached 15 players that have been selected in the NFL Draft since 2013, including first round picks Andrew Thomas (4th in 2020), Isaiah Wilson (29th in 2020), Frank Ragnow (20th in 2018), Isaiah Wynn (23rd overall in 2018), Ja'Wuan James (19th overall in 2014) and Jonathan Cooper (7th overall in 2013). Overall, Pittman has coached seven offensive linemen that were selected in the first round of the NFL Draft, including Stockar McDougle (20th overall in 2000). Travis Swanson also became the highest drafted Razorback center in school history when he was picked 76th overall in 2014.

"Sam Pittman has been an integral part of successful teams that have competed at the highest levels, including for SEC and NCAA Championships," Vice Chancellor and Director of Athletics Hunter Yurachek said. "As one of the nation's premier offensive line coaches, he has built a remarkable body of work thanks to his tremendous passion for his student-athletes, including teaching the fundamentals and developing his players on and off the field. Sam instills in his players the motivation, grit and determination required to compete and win. Throughout this process, I heard from many of his former players about the tremendous influence he had on them as a player and as a man.

Pittman arrived in Athens in 2016 as the offensive line coach as part of Kirby Smart's first staff. In his four seasons with the Bulldogs, Pittman helped Georgia to unprecedented success including three-straight Southeastern Conference Eastern Division titles. In 2019, the Bulldogs' rushing attack has been led by D'Andre Swift, who finished fourth in the league with 1,216 yards just ahead of Arkansas' Rakeem Boyd (1,133).

The 2017 Bulldogs were a special team, winning 13 games, the SEC championship and making the school's first-ever College Football Playoff appearance - a win over Oklahoma in the Rose Bowl. Georgia's offense that year was the best in the SEC and ninth nationally in rushing, led by Nick Chubb and Sony Michel. During his four seasons in Athens, he was part of a staff that produced four Top 10 recruiting classes, including the nation's No. 1 class in 2018.

An original member of Bret Bielema's staff at Arkansas in 2013, Pittman helped build the Razorbacks' offensive line into one of the best in the league. He quickly made an impact, helping Travis Swanson earn first-team All-America honors and be a Rimington Trophy finalist in 2013. His first two offensive lines at Arkansas led the SEC in sacks allowed per game and his offensive line in 2014 paved the way for two 1,000-yard rushers in Jonathan Williams and Alex Collins. That OL also averaged 328.4 pounds per player as the largest offensive line in the FBS and NFL that season.

In Pittman's final year in Fayetteville his offensive line contributed to an offense that finished second in the SEC in total offense (456.8 ypg), second in scoring (40.2 ppg) and third in passing offense (264.2 ypg). During his tenure with the Razorbacks, Pittman mentored some of the best offensive linemen at Arkansas in recent memory, including Swanson, Sebastian Tretola, Dan Skipper and Frank Ragnow.

Pittman's coaching career began in 1987 as the head coach at Princeton (Mo.) HS. He coached at Hutchinson (Kan.) CC for three seasons, including the final two as the head coach, before getting his first FBS opportunity at Northern Illinois in 1994. He later returned to NIU to help the Huskies to a pair of division championships and two bowl games. Pittman got his first experience in the SEC in 2012 when he joined the staff at Tennessee.

Pittman played defensive end at Pittsburg State, where he was a first-team NAIA All-American and twice earned all-conference recognition. He graduated with a bachelor's degree in 1986 and was inducted into the PSU Athletics Hall of Fame in 1998. He is married to his wife, Jamie.

COACHING HISTORY

2020-pres.	Arkansas Head Coach
2019	Georgia Associate Head Coach/OL
2016-18	Georgia Offensive Line
2013-15	Arkansas Asst. HC/OL/Recruiting Coord.
2012	Tennessee Offensive Line
2011	North Carolina Associate Head Coach/OL
2007-10	North Carolina Offensive Line
2004-06	Northern Illinois Assistant Head Coach/OL
2003	Northern Illinois Offensive Line
2001	Kansas Offensive Line
2000	Missouri Offensive Line
1999	Western Michigan Assistant Coach
1997-98	Oklahoma Offensive Line
1996	Cincinnati Offensive Tackles/Tight Ends
1994-95	Northern Illinois Offensive Line
1992-93	Hutchinson (Kan.) CC Head Coach
1991	Hutchinson (Kan.) CC Offensive Line
1989-90	Trenton (Mo.) HS Head Coach
1987-88	Princeton (Mo.) HS Head Coach
1986	Beggs (Okla.) HS Assistant Coach
1984-85	Pittsburg State (Kan.) Student Assistant Coach

DEPTH CHART

OFFENSE

WR	10	De'Vion Warren	*Sr. // 5-10 // 195
	2	Ketron Jackson Jr.	Fr. // 6-2 // 205
WR	16	Treyton Burks	Jr. // 6-3 // 225
	11	JaquayIn Crawford	R-Jr. // 5-10 // 175
LT	76	Myron Cunningham	*R-Sr. // 6-6 // 325
	74	Jalen St. John	R-Fr. // 6-5 // 330
LG	62	Brady Latham	R-So. // 6-5 // 305
	70	Luke Jones	R-Jr. // 6-5 // 310
C	51	Ricky Stromberg	Jr. // 6-4 // 310
	57	Shane Clinin	R-Sr. // 6-6 // 325
RG	66	Ty Clary	*Sr. // 6-4 // 315
	55	Beaux Limmer	R-So. // 6-5 // 300
RT	78	Dalton Wagner	R-Sr. // 6-9 // 330
	53	Ty'Kieast Crawford	So. // 6-5 // 350
QB	1	KJ Jefferson	R-So. // 6-3 // 245
	4	Malik Hornsby	R-Fr. // 6-2 // 180
RB	22	Trelon Smith	R-Sr. // 5-9 // 190
	5	Raheim Sanders	Fr. // 6-2 // 225
	20	Dominique Johnson	So. // 6-1 // 240
TE	87	Blake Kern	*R-Sr. // 6-4 // 265
	82	Hudson Henry	R-So. // 6-5 // 255
WR	19	Tyson Morris	*R-Sr. // 6-1 // 205
	84	Warren Thompson	R-Jr. // 6-3 // 201

DEFENSE

JACK	56	Zach Williams	Jr. // 6-4 // 255
	11	Mataio Soli	Jr. // 6-4 // 240
DT	99	John Ridgeway	R-Sr. // 6-6 // 320
	93	Isaiah Nichols	R-Jr. // 6-3 // 300
DT	0	Markell Utsey	*R-Sr. // 6-4 // 290
	50	Eric Gregory	R-So. // 6-4 // 295
DE	55	Tre Williams	R-Sr. // 6-5 // 255
	58	Jashaud Stewart	So. // 6-2 // 240
WILL	27	Hayden Henry	*Sr. // 6-2 // 225
	10	Bumper Pool	Sr. // 6-2 // 230
MIKE	31	Grant Morgan	*R-Sr. // 5-11 // 235
	28	Andrew Parker	R-Jr. // 6-2 // 245
CB	24	LaDarrius Bishop	R-Jr. // 6-0 // 190
	17	Hudson Clark	R-So. // 6-2 // 180
S	1	Jalen Catalon	R-So. // 5-10 // 200
	4	Malik Chavis	R-So. // 6-2 // 195
S	7	Joe Foucha	Sr. // 5-11 // 205
	15	Simeon Blair	R-Jr. // 5-10 // 210
	2	Myles Slusher	So. // 6-0 // 185
	8	Jayden Johnson	Fr. // 6-2 // 220
CB	21	Montaric Brown	R-Sr. // 6-0 // 190
	23	Devin Bush	R-So. // 6-0 // 200
NB	9	Greg Brooks Jr.	Jr. // 5-11 // 185
	18	Trent Gordon	R-Jr. // 5-11 // 190

SPECIAL TEAMS

K	29	Cam Little	Fr. // 6-2 // 185
	90	Vito Calvaruso	So. // 6-2 // 200
P	30	Reid Bauer	R-Jr. // 5-11 // 200
	42	Sam Loy	*R-Sr. // 6-1 // 195
LS	48	Jordan Silver	R-Sr. // 6-1 // 235
	46	Francisco Castro	Fr. // 6-1 // 210
-OR-	52	John Oehrlein	R-So. // 6-1 // 240
H	30	Reid Bauer	R-Jr. // 5-11 // 200
KR	24	LaDarrius Bishop	R-Jr. // 6-0 // 190
	5	Raheim Sanders	Fr. // 6-2 // 225
PR	9	Greg Brooks	Jr. // 5-11 // 185
-OR-	14	Nathan Parodi	R-Jr. // 5-9 // 175

GAME 4: TEXAS A&M

GAME-BY-GAME OFFENSIVE STARTERS

Opponent	LT	LG	C	RG	RT	TE	TE/WR	QB	RB	WR	WR
Rice	Cunningham	Latham	Stromberg	Clary	Wagner	Kern	Warren	Jefferson	T. Smith	Burks	Morris
Texas	Cunningham	Latham	Stromberg	Clary	Wagner	Kern	Warren	Jefferson	T. Smith	Burks	Morris
Ga. Southern	Cunningham	Latham	Stromberg	Limmer	Wagner	Kern	Warren	Jefferson	T. Smith	Burks	Morris
Texas A&M											
at Georgia											
at Ole Miss											
Auburn											
UAPB											
Mississippi State											
at LSU											
at Alabama											
Missouri											

GAME-BY-GAME DEFENSIVE STARTERS

Opponent	JACK	DT	DT	DE	WILL	MIKE	CB	S	S	CB	NB	DIME
Rice	Gerald	Nichols	Utsey	T. Williams	Pool	Morgan	Bishop	J. Catalon	Foucha	Brown	Brooks Jr.	-
Texas	--	Nichols	Utsey (DE)	T. Williams	Hay. Henry	Morgan	Bishop	J. Catalon	Foucha	Brown	Brooks Jr.	Blair
Ga. Southern	T. Williams	Nichols	Ridgeway	Utsey	Hay. Henry	Morgan	Bishop	J. Catalon	Foucha	Brown	Brooks Jr.	-
Texas A&M												
at Georgia												
at Ole Miss												
Auburn												
UAPB												
Mississippi State												
at LSU												
at Alabama												
Missouri												

CAREER STARTS

OFFENSE	2021	2020	2019	2018	2017	TOT	CONS	DEFENSE	2021	2020	2019	2018	2017	TOT	CONS
Ty Clary, OL, *R-Sr.	2	7	12	11	4	36	-	John Ridgeway, DL, R-Sr.	1	4	15	10	-	30	1
Myron Cunningham, OL, *R-Sr.	3	10	10	-	-	23	18	Bumper Pool, LB, Sr.	1	9	12	4	-	26	-
Ricky Stromberg, OL, Jr.	3	8	11	-	-	22	3	Montaric Brown, DB, R-Sr.	3	7	10	3	-	24	9
Treyton Burks, WR, Jr.	3	9	9	-	-	21	10	Joe Foucha, DB, Sr.	3	8	12	1	-	24	11
Dalton Wagner, OL, R-Sr.	3	5	12	1	-	21	8	Greg Brooks Jr., DB, Jr.	3	9	12	-	-	23	3
Trey Knox, WR, Jr.	0	6	11	-	-	17	-	Tre Williams, DL, R-Sr.	3	4	8	6	0	21	3
Brady Latham, OL, R-So.	3	10	0	-	-	13	13	Markel Utsey, DL, *R-Sr.	2	8	0	0	6	17	3
De'Vion Warren, WR, Sr.	3	6	0	0	0	9	3	Mataio Soli, DL, Jr.	0	1	11	-	-	12	-
Blake Kern, TE, *R-Sr.	3	5	0	0	0	8	5	Grant Morgan, LB, *R-Sr.	2	9	0	0	0	12	3
Beaux Limmer, OL, R-So.	1	6	0	-	-	7	1	Jalen Catalon, DB, R-So.	3	9	0	-	-	12	4
Trelon Smith, RB, R-Sr.	3	4	-	0	0	7	6	Isaiah Nichols, DL, R-So.	3	7	0	-	-	10	5
Hudson Henry, TE, R-So.	0	5	-	-	-	5	-	Hudson Clark, DB, R-So.	0	7	-	-	-	7	-
KJ Jefferson, QB, R-So.	3	1	1	-	-	5	3	Eric Gregory, DL, R-So.	0	7	-	-	-	7	-
Tyson, Morris, WR, *R-Sr.	3	0	0	0	0	3	3	LaDarius Bishop, DB, R-Jr.	3	1	3	-	-	7	4
Shane Clenin, OL, R-Sr.	-	0	1	1	-	2	-	Hayden Henry, LB, *Sr.	2	3	-	1	-	6	2
John Stephen Jones, QB, R-Jr.	-	-	1	-	-	1	-	Dorian Gerald, DL, *R-Sr.	1	1	2	2	-	5	-
								Zach Williams, DL, Jr.	0	4	0	-	-	4	-
								Simeon Blair, DB, R-Jr.	1	2	0	-	-	3	-
								Myles Slusher, DB, So.	-	2	-	-	-	2	-
								Khari Johnson, DB, So.	-	1	-	-	-	1	-
								Taurean Carter, DL, R-So.	0	1	0	0	0	1	-
								Nick Turner, DB, R-Fr.	0	1	-	-	-	1	-

EXPERIENCE ANALYSIS

The chart to the right shows Arkansas' offensive and defensive starting lineups over the last 14 years with numbers representing total starts by classes and percentages of total starts for the entire season.

Season	G	SR	JR	SO	FR	UpperCI%
2021	3 (3-0)	37 (56.1%)	17 (25.8%)	11 (16.7%)	0 (0.0%)	54 (81.2%)
2020	10 (3-7)	70 (31.8%)	50 (22.7%)	45 (20.5%)	55 (25.0%)	120 (54.6%)
2019	12 (2-10)	77 (29.2%)	55 (20.8%)	73 (27.7%)	59 (22.4%)	132 (50.0%)
2018	12 (2-10)	103 (39.2%)	86 (32.7%)	44 (16.7%)	30 (11.4%)	189 (71.2%)
2017	12 (4-8)	66 (25.0%)	108 (40.1%)	65 (24.6%)	25 (9.5%)	174 (65.9%)
2016	13 (7-6)	114 (39.9%)	82 (28.7%)	70 (24.5%)	20 (6.9%)	196 (68.5%)
2015	13 (8-5)	67 (23.4%)	143 (50.0%)	58 (20.3%)	18 (6.3%)	210 (73.4%)
2014	13 (7-6)	92 (32.2%)	72 (25.2%)	89 (31.1%)	33 (11.5%)	164 (57.3%)
2013	12 (3-9)	107 (40.5%)	59 (22.3%)	57 (21.6%)	41 (15.5%)	166 (66.7%)
2012	12 (4-8)	99 (37.5%)	87 (33.0%)	31 (11.7%)	46 (17.4%)	186 (70.5%)
2011	13 (11-2)	110 (38.5%)	97 (33.9%)	65 (22.7%)	14 (4.9%)	207 (72.4%)
2010	13 (10-3)	102 (35.7%)	107 (37.4%)	44 (15.4%)	33 (11.5%)	209 (73.1%)
2009	13 (8-5)	74 (25.9%)	83 (29.0%)	115 (40.2%)	14 (4.9%)	157 (54.9%)
2008	12 (5-7)	58 (22.0%)	64 (24.2%)	65 (24.6%)	77 (29.2%)	112 (46.2%)

GAME 4: TEXAS A&M

GAME-BY-GAME BREAKDOWN

	FINAL	SCORE BY QUARTER					FIRST DOWNS					RUSHING			PASSING			OFFENSE		PUNTING	FUMBLES	PENALTY	THIRD	TOTAL
GAME	SCORE	1	2	3	4	OT	RU	PA	PN	TOT	ATT	YDS	TD	C-A-I	YDS	TD	ATT	YDS	NO-NET	AVG	NO-LOST	NO-YDS	DOWNS	TOP
Rice	17	0	10	7	0	-	1	12	6	19	39	81	1	17-35-3	227	1	74	308	6-34.3	1-0	10-60	4-15	33:54	
Arkansas	38	7	0	10	21	-	12	4	2	18	44	245	4	12-21-1	128	1	65	373	6-28.5	2-0	13-117	3-11	26:06	
Texas	21	0	0	7	14	-	6	7	2	15	41	138	3	13-23-0	118	0	64	256	6-38.2	2-2	4-20	4-13	28:57	
Arkansas	40	3	13	17	7	-	16	5	0	21	47	333	4	14-19-1	138	0	66	471	2-40.0	1-0	4-40	5-12	31:03	
Ga. Southern	10	0	10	0	0	-	5	3	3	11	35	152	1	13-28-0	81	0	63	233	10-44.7	2-0	8-50	5-18	26:54	
Arkansas	45	14	10	14	7	-	13	12	2	27	48	269	3	14-25-0	364	3	73	633	5-43.4	0-0	9-93	7-15	33:06	

AMWAY COACHES POLL

As of Sept. 19, 2021

Rank	Team	Record	Points	Previous
1	Alabama (64)	3-0	1,616	1
2	Georgia (1)	3-0	1,558	2
3	Oklahoma	3-0	1,429	3
4	Oregon	3-0	1,427	4
5	Texas A&M	3-0	1,283	5
6	Iowa	3-0	1,263	7
7	Clemson	2-1	1,166	6
8	Penn State	3-0	1,130	12
9	Cincinnati	3-0	1,125	8
10	Notre Dame	3-0	1,048	10
11	Florida	2-1	1,000	9
12	Ohio State	2-1	989	11
13	Ole Miss	3-0	759	16
14	Iowa State	2-1	700	14
15	Wisconsin	1-1	589	17
16	BYU	3-0	504	23
17	Coastal Carolina	3-0	500	18
18	Arkansas	3-0	474	24
19	Michigan	3-0	423	25
20	North Carolina	2-1	411	19
21	Michigan State	3-0	344	NR
22	Oklahoma State	3-0	300	22
23	Auburn	2-1	171	20
24	UCLA	2-1	170	13
25	Fresno State	3-1	85	NR

Others receiving votes: Liberty 80; Kentucky 69; Texas Christian 50; Virginia Tech 49; Texas 42; Southern California 41; San Diego State 41; Kansas State 40; Memphis 27; Boston College 27; Maryland 26; Arizona State 26; Louisiana State 25; Wake Forest 22; West Virginia 19; UL Lafayette 17; Baylor 13; Army 12; Southern Methodist 8; Nevada 7; Stanford 6; Central Florida 6; Utah State 2; Tennessee 2; Rutgers 2; Texas-San Antonio 1; Miami 1.

AP POLL

As of Sept. 19, 2021

Rank	Team	Record	Points	Previous
1	Alabama (59)	3-0	1,547	1
2	Georgia (3)	3-0	1,491	2
3	Oregon	3-0	1,385	4
4	Oklahoma	3-0	1,302	3
5	Iowa	3-0	1,298	5
6	Penn State	3-0	1,197	10
7	Texas A&M	3-0	1,158	7
8	Cincinnati	3-0	1,145	8
9	Clemson	2-1	1,074	6
10	Ohio State	2-1	976	9
11	Florida	2-1	930	11
12	Notre Dame	3-0	874	12
13	Ole Miss	3-0	717	17
14	Iowa State	2-1	664	14
15	BYU	3-0	603	23
16	Arkansas	3-0	537	20
17	Coastal Carolina	3-0	526	16
18	Wisconsin	1-1	513	18
19	Michigan	3-0	456	25
20	Michigan State	3-0	389	NR
21	North Carolina	2-1	306	21
22	Fresno State	3-1	201	NR
23	Auburn	2-1	106	22
24	UCLA	2-1	142	13
25	Kansas State	3-0	127	NR

Others receiving votes: TCU 91, Liberty 56, Virginia Tech 52, Oklahoma State 51, Maryland 29, Arizona State 24, Texas 22, USC 16, San Diego State 16, West Virginia 14, LSU 14, Kentucky 12, Boston College 9, Wake Forest 7, Texas Tech 5, Stanford 3, Memphis 3, Louisville 1, Wyoming 1

GAME 4: TEXAS A&M

ARKANSAS INDIVIDUAL SEASON-HIGHS

Rush Attempts	22	Trelon Smith, 9/4 vs. Rice
Yards Rushing	102	Trelon Smith, 9/4 vs. Rice
TD Rushes	2	KJ Jefferson, 9/4 vs. Rice
Long Rush	48	A.J. Green, 9/18 vs. Georgia Southern
Pass Attempts	23	KJ Jefferson, 9/18 vs. Georgia Southern
Pass Completions	14	KJ Jefferson, 9/11 vs. Texas
Yards Passing	366	KJ Jefferson, 9/18 vs. Georgia Southern
TD Passes	3	KJ Jefferson, 9/18 vs. Georgia Southern
Long Pass	91	KJ Jefferson, 9/18 vs. Georgia Southern
Receptions	5	Treylon Burks, 9/11 vs. Texas
Yards Receiving	127	Treylon Burks, 9/18 vs. Georgia Southern
TD Receptions	1	4 Times
Long Reception	91	Treylon Burks, 9/18 vs. Georgia Southern
Field Goals	4	Cam Little, 9/11 vs. Texas
Long Field Goal	44	Cam Little, 9/11 vs. Texas
Punts	5	2x, last Reid Bauer, 9/18 vs. Georgia Southern
Punting Avg.	43.4	Reid Bauer, 9/18 vs. Georgia Southern
Long Punt	60	Reid Bauer, 9/18 vs. Georgia Southern
Punts Inside 20	1	2x, last Reid Bauer, 9/18 vs. Georgia Southern
Long Punt Return	8	Nathan Parodi, 9/18 vs. Georgia Southern
Long Kickoff Return	42	LaDarrius Bishop, 9/4 vs. Rice
Tackles	15	Hayden Henry, 9/11 vs. Texas
Sacks	1.5	Tre Williams, 9/18 vs. Georgia Southern
Tackles For Loss	2.5	Hayden Henry, 9/11 vs. Texas
Interceptions	2	Jalen Catalon, 9/4 vs. Rice

ARKANSAS TEAM GAME-HIGHS

Rushes	48	9/18 vs. Georgia Southern
Yards Rushing	333	9/11 vs. Texas
Yards Per Rush	7.1	9/11 vs. Texas
TD Rushes	4	2x last 9/11 vs. Texas
Pass Attempts	25	9/18 vs. Georgia Southern
Pass Completions	14	2x, last 9/18 vs. Georgia Southern
Yards Passing	364	9/18 vs. Georgia Southern
Yards Per Pass Comp.	26.0	9/18 vs. Georgia Southern
TD Passes	3	9/18 vs. Georgia Southern
Total Plays	73	9/18 vs. Georgia Southern
Total Offense	633	9/18 vs. Georgia Southern
Yards Per Play	8.7	9/18 vs. Georgia Southern
Points	45	9/18 vs. Georgia Southern
Sacks By	3	9/11 vs. Texas
First Downs	27	9/18 vs. Georgia Southern
Penalties	13	9/4 vs. Rice
Penalty Yards	117	9/4 vs. Rice
Turnovers	1	2x last 9/11 vs. Texas
Interceptions By	3	9/4 vs. Rice
Punts	6	9/4 vs. Rice
Punting Avg	43.4	9/18 vs. Georgia Southern
Long Punt	60	9/18 vs. Georgia Southern
Punts inside 20	1	2x, last 9/18 vs. Georgia Southern

ARKANSAS' LONGEST PLAYS

Rush	48	Dominique Johnson, 9/18 vs. Georgia Souther
Pass	91	Jefferson to Burks, 9/18 vs. Georgia Southern
Field Goal	44	Cam Little, 9/11 vs. Texas
Punt	60	Reid Bauer, 9/18 vs. Georgia Southern
Punt Return	8	Nathan Parodi, 9/18 vs. Georgia Southern
Kickoff Return	42	LaDarrius Bishop, 9/4 vs. Rice
Interception Return	44	Jalen Catalon, 9/4 vs. Rice
Fumble Return	6	Greg Brooks, Jr., 9/11 vs. Texas

OPPONENT INDIVIDUAL SEASON-HIGHS

Rush Attempts	19	Bijan Robinson, 9/11 vs. Texas
Yards Rushing	69	Bijan Robinson, 9/11 vs. Texas
TD Rushes	2	Casey Thompson, 9/11 vs. Texas
Long Rush	76	Justin Tomlin, 9/18 vs. Georgia Southern
Pass Attempts	25	Wiley Green, 9/4 vs. Rice
Pass Completions	12	Wiley Green, 9/4 vs. Rice
Yards Passing	152	Wiley Green, 9/4 vs. Rice
TD Passes	1	Wiley Green, 9/4 vs. Rice
Long Pass	41	Wiley Green, 9/4 vs. Rice
Receptions	6	Khaleb Hood, 9/18 vs. Georgia Southern
Yards Receiving	97	August Pitre III, 9/4 vs. Rice
TD Receptions	1	August Pitre III, 9/4 vs. Rice
Long Reception	41	August Pitre III, 9/4 vs. Rice
Field Goals	1	2x, last 9/18 vs. Georgia Southern
Long Field Goal	32	Alex Raynor, 9/18 vs. Georgia Southern
Punts	10	Anthony Beck, 9/18 vs. Georgia Southern
Punting Avg.	48.0	Anthony Beck, 9/18 vs. Georgia Southern
Long Punt	59	Anthony Beck, 9/18 vs. Georgia Southern
Punts Inside 20	4	Anthony Beck, 9/18 vs. Georgia Southern
Long Punt Return	16	Sean Fresch, 9/4 vs. Rice
Long Kickoff Return	16	Jordan Myers, 9/4 vs. Rice
Tackles	11	2x Antonio Montero, 10/4 vs. Rice
Sacks	1.0	Antonio Montero, 9/4 vs. Rice
Tackles For Loss	1.5	Luke Brockmeyer, 9/11 vs. Texas
Interceptions	1	Sean Fresch, 9/4 vs. Rice

OPPONENT TEAM GAME-HIGHS

Rushes	41	9/11 vs. Texas
Yards Rushing	152	9/18 vs. Georgia Southern
Yards Per Rush	4.3	9/18 vs. Georgia Southern
TD Rushes	3	9/11 vs. Texas
Pass Attempts	35	9/4 vs. Rice
Pass Completions	17	9/4 vs. Rice
Yards Passing	227	9/4 vs. Rice
Yards Per Pass Comp.	13.4	9/4 vs. Rice
TD Passes	1	9/4 vs. Rice
Total Plays	74	9/4 vs. Rice
Total Offense	308	9/4 vs. Rice
Yards Per Play	4.2	9/4 vs. Rice
Points	21	9/11 vs. Texas
Sacks By	2	9/4 vs. Rice
First Downs	19	9/4 vs. Rice
Penalties	10	9/4 vs. Rice
Penalty Yards	60	9/4 vs. Rice
Turnovers	3	9/4 vs. Rice
Interceptions By	1	9/4 vs. Rice
Punts	10	9/18 vs. Georgia Southern
Punting Avg	48.0	9/18 vs. Georgia Southern
Long Punt	59	9/18 vs. Georgia Southern
Punts inside 20	4	9/18 vs. Georgia Southern

OPPONENT'S LONGEST PLAYS

Long Rush	76	Justin Tomlin, 9/18 vs. Georgia Southern
Long Pass	41	Green to Pitre III, 9/4 vs. Rice
Field Goal	25	Collin Riccitelli, 9/4 vs. Rice
Punt	59	Anthony Beck, 9/18 vs. Georgia Southern
Punt Return	16	Sean Fresch, 9/4 vs. Rice
Kickoff Return	21	D'Shawn Jamison, 9/11 vs. Texas
Interception Return	0	Sean Fresch, 9/4 vs. Rice
Fumble Return	-	-

THE LAST TIME ARKANSAS...

RUSHING

Had 500+ yards rushing	vs. South Carolina, 2007 (542)
Had 400+ yards rushing	at Texas Tech, 2014 (438)
Had 400+ yards rushing in consecutive games	at Texas Tech, 2014 (438)
	vs. Nicholls, 2014 (495)
Had 300+ yards rushing	vs. Texas, 2021 (333)
Had 300+ yards rushing in consecutive games	at Texas Tech, 2014 (438)
	vs. Nicholls, 2014 (495)
Had 300+ yards rushing in three consecutive games	at Alabama, 2007 (301)
	vs. Kentucky, 2007 (338)
	vs. North Texas, 2007 (446)
Had 300+ yards rushing in four consecutive games	vs. Troy, 2007 (350)
	at Alabama, 2007 (301)
	vs. Kentucky, 2007 (338)
	vs. North Texas, 2007 (446)
Had 250+ yards rushing	vs. Georgia Southern, 2021 (269)
Had 200+ yards rushing	vs. Georgia Southern, 2021 (269)
Had 200+ yards in consecutive games	vs. Texas, 2021 (333) and Georgia Southern (269)
Had 70+ rushing attempts	at Kentucky, 2003 (71)
Had 60+ rushing attempts	at Texas Tech, 2014 (68)
Had 50+ rushing attempts	at Missouri, 2020 (50)
Had 7+ rushing TDs	at Texas Tech, 2014 (7)
Had 6+ rushing TDs	vs. UT Martin, 2015 (6)
Had 6+ rushing TDs in consecutive games	vs. Nicholls, 2014 (6)
	at Texas Tech, 2014 (7)
Had 5+ rushing TDs	at Mississippi State, 2016 (5)
Had 5+ rushing TDs in consecutive games	vs. Nicholls, 2014 (6)
	at Texas Tech, 2014 (7)
Had 4+ rushing TDs	vs. Texas, 2021 (4)
Had 4+ rushing TDs in consecutive games	vs. Rice, 2021 (4) and vs. Texas, 2021 (4)
Had 3+ rushing TDs	vs. Georgia Southern, 2021 (3)
Had 3+ rushing TDs in consecutive games	vs. Texas, 2021 (4) and Georgia Southern, 2021 (3)
Had 3+ rushing TDs in three straight games	vs. Rice 2021 (4)
	vs. Texas, 2021 (4)
	vs. Georgia Southern, 2021 (3)
Had 2+ players with 100 yards rushing	at Mississippi State, 2016 (Williams III - 205, Whaley - 112)
Had 3+ players with 100 yards rushing	vs. North Texas, 2007 (McFadden - 138, Jones - 132, Barnett - 105)

PASSING

Had 500+ yards passing	vs. Texas A&M, 2011 (510)
Had 400+ yards passing	vs. Alabama, 2016 (400)
Had 300+ yards passing	vs. Georgia Southern, 2021 (364)
Had 200+ yards passing	vs. Georgia Southern, 2021 (364)
Had 50+ pass attempts	vs. San Jose State, 2019 (50)
Had 40+ pass attempts	vs. Auburn, 2019 (40)
Had 30+ pass attempts	at Missouri, 2020 (34)
Had 30+ pass completions	vs. Mississippi State, 2015 (30)
Had 25+ pass completions	vs. Georgia, 2020 (28)
Had 20+ pass completions	at Texas A&M, 2020 (23)
Had fewer than 10 pass completions	vs. TCU, 2017 (9)
Had 7+ passing TDs	vs. Mississippi State, 2015 (7)
Had 6+ passing TDs	vs. Mississippi State, 2015 (7)
Had 5+ passing TDs	vs. Mississippi State, 2015 (7)
Had 4+ passing TDs	at Auburn, 2020 (4)
Had 3+ passing TDs	vs. Georgia Southern, 2021 (3)
Had 5+ passes intercepted	vs. San Jose State, 2019 (5)
Had 4+ passes intercepted	vs. San Jose State, 2019 (5)
Had 3+ passes intercepted	vs. Georgia, 2020 (3)

RECEIVING

Had two players with 100 yards receiving	at Ole Miss, 2015 (Morgan - 122, Reed - 105)
Had 10+ different receivers catch a pass	at Ole Miss, 2019 (10)
Had 9+ different receivers catch a pass	vs. Texas A&M, 2019 (9)
Had 8+ different receivers catch a pass	vs. LSU 2020 (8)
Had multiple players catch 7+ passes in a game	vs. Mississippi State, 2015 (2)
	(Morgan - 7 & Henry - 7)

COMBINATION OFFENSE

Had one 300-yard passer and one 100-yard rusher in a game	vs. Colorado State, 2019
	(Starkel - 305 pass & Boyd - 122 rush)
Had one 300-yard passer and one 200-yard rusher in a game	at Mississippi State, 2016
	(Allen - 303 pass & Williams III - 205 rush)
Had one 100-yard receiver and one 100-yard rusher in a game	at Missouri, 2020
	(Treylon Burks - 206 receiving & Treylon Smith - 172 rush)
Had one 100-yard receiver and one 100-yard rusher in consecutive games	at Missouri, 2016
	(Hatcher - 106 receiving & Williams III - 117 rush)
Had one 200-yard rusher and one 100-yard receiver in a game	vs. South Carolina, 2006
	(McFadden - 219 rushing & Monk - 192 receiving)
Had one 150-yard rusher and one 150-yard receiver in a game	at Missouri, 2020
	(Treylon Smith - 172 rushing & Treylon Burks - 206 receiving)
Had four different receivers catch a touchdown pass	at Mississippi State, 2015
	(Sprinkle - 3, Henry - 2, Morgan - 1, Cornelius - 1)
Had two 100-yard rushers	at Mississippi State, 2015
	(Williams III - 205 & Whaley - 112)

Had two 100-yard rushers in consecutive games	at Texas Tech, 2014 (Collins - 145 & Williams - 212)
	vs. Nicholls, 2014 (Collins - 143 & Williams - 131)
Had a 200-yard rusher and a 100-yard rusher in a game	at Mississippi State, 2015
	(Williams III - 205 & Whaley - 112)
Had two 150-yard rushers in a game	vs. South Carolina, 2007
	(McFadden - 321 & Jones - 166)
Had three 100-yard rushers in a game	vs. North Texas, 2007
	(McFadden - 138, Jones - 132 & Barnett - 105)
Had two 100-yard receivers in a game	at Ole Miss, 2015
	(Morgan - 122 & Reed - 105)

TOTAL OFFENSE

Had 700+ yards total offense	vs. North Texas, 2007 (713)
Had 600+ yards total offense	vs. Georgia Southern, 2021 (633)
Had 550+ yards total offense	vs. Georgia Southern, 2021 (633)
Had 500+ yards total offense	vs. Georgia Southern, 2021 (633)
Had 400+ yards total offense	vs. Georgia Southern, 2021 (633)
Had 500+ yards total offense in consecutive games	at Mississippi State, 2016 (661)
	at Missouri, 2016 (503)
Had 85+ plays total offense	at Missouri, 2016 (85)
Had 80+ plays total offense	at Missouri, 2020 (84)
Had 75+ plays total offense	at Missouri, 2020 (84)

SCORING

Scored 70+ points	vs. Nicholls, 2014 (73)
Scored 60+ points	vs. UT Martin, 2015 (63)
Scored 50+ points	vs. Colorado State, 2019 (55)
Scored 40+ points	vs. Georgia Southern, 2021 (633)
Scored 30+ points	vs. Georgia Southern, 2021 (633)
Scored 40+ points in three consecutive games	vs. Auburn, 2015 (54)
	vs. UT Martin, 2015 (63)
	at Ole Miss, 2015 (53)
Scored 30+ points in five consecutive games	vs. Auburn, 2015 (54)
	vs. UT Martin, 2015 (63)
	at Ole Miss, 2015 (53)
	at LSU, 2015 (31)
	vs. Mississippi State, 2015 (50)
Scored 40+ points in a half	vs. Nicholls, 2014 (56)
Scored 30+ points in a half	vs. Rice, 2021 (31)
Scored 35+ points in a quarter	vs. Nicholls, 2014 (35)
Scored 28+ points in a quarter	vs. Eastern Illinois, 2018 (2nd-28)
Scored 50+ points in consecutive games	at Ole Miss, 2015 (53)
	vs. UT Martin, 2015 (63)
Scored 50+ points in three consecutive games	vs. Auburn, 2015 (54)
	at Ole Miss, 2015 (53)
	vs. UT Martin, 2015 (63)
Scored 50+ points in consecutive SEC games	vs. Auburn, 2015 (54)
	at Ole Miss, 2015 (53)
Both teams combined for 100+ points	at Mississippi State, 2016 (W, 58-42)
Allowed 60+ points	at Florida, 2020 (63)
Allowed 50+ points	vs. Alabama, 2020 (52)
Allowed 40+ points	vs. Alabama, 2020 (52)
Allowed 30+ points	vs. Alabama, 2020 (52)
Was held scoreless	at Missouri, 2018 (38-0)
Was held scoreless at Donald W. Reynolds Razorback Stadium	vs. Alabama, 2012 (52-0)
Was held scoreless on the road	at Missouri, 2018 (38-0)
Was held scoreless at a neutral site	vs. Ole Miss, 1959 (28-0)
Won a game without a rushing TD	vs. Tennessee, 2020
Won a game without a passing TD	vs. Texas, 2021
Won a game in the last 25 seconds of regulation with a TD	at Georgia, 2010
Won a game in the last 25 seconds of regulation with a field goal	at Ole Miss, 2017
Held opponent scoreless	vs. Tulsa, 2018 (23-0)
Held opponent scoreless at Donald W. Reynolds Razorback Stadium	vs. Tulsa, 2018 (23-0)
Held opponent scoreless on the road	at South Carolina, 2002 (23-0)
Held opponent without a touchdown	vs. Tulsa, 2018 (23-0)
Held opponent without an offensive touchdown	vs. Tulsa, 2018 (23-0)
Held two opponents scoreless in one season	vs. LSU, 2014 (17-0)
	vs. Ole Miss, 2014 (30-0)
Held three opponents scoreless in one season	vs. Ole Miss, 1982 (38-0)
	vs. TCU, 1982 (35-0)
	vs. Texas A&M, 1982 (35-0)
Held an opponent scoreless in consecutive games	vs. LSU, 2014 (17-0)
	vs. Ole Miss, 2014 (30-0)
Held an SEC opponent scoreless	vs. Ole Miss, 2014 (30-0)
Held an SEC opponent scoreless in consecutive games	vs. LSU, 2014 (17-0)
	vs. Ole Miss, 2014 (30-0)
Held two SEC opponents scoreless in one season	vs. LSU, 2014 (17-0)
	vs. Ole Miss, 2014 (30-0)
Scored on the first offensive play of the game	vs. Nicholls, 2014 (Hatcher - 82-yard rush)
Scored on the first offensive series of the game	vs. Georgia Southern, 2021 (Smith 13-yard rush)
Scored a two-point conversion passing	at Missouri, 2020 (KJ Jefferson to Mike Woods)
Scored a two-point conversion rushing	at Mississippi State, 2016 (Keon Hatcher rush)
Had three players with 2 TDs in a game	vs. Eastern Michigan, 2009 (Green - 2, Davis - 2 & Adams - 2)

THE LAST TIME ARKANSAS...

DEFENSE

Held opponent to 10 or fewer first downs: vs. Florida A&M, 2017 (9)
 Held opponent to 0 or fewer yards rushing: vs. Wisconsin, 2007 (-5)
 Held opponent to 25 or fewer yards rushing: vs. New Mexico State, 2017 (11)
 Held opponent to 50 or fewer yards rushing: at Colorado State, 2018 (40)
 Held opponent to 50 or fewer yards passing: vs. Vanderbilt, 2010 (36)
 Held opponent to 100 or fewer yards rushing: vs. Rice, 2021 (81)
 Held opponent to 100 or fewer yards passing: vs. Georgia Southern, 2021 (81)
 Held opponent to 200 or fewer yards total offense: vs. Florida A&M, 2017 (175)
 Held opponent to 250 or fewer yards total offense: vs. Georgia Southern, 2021 (233)
 Held opponent to 300 or fewer yards total offense: vs. Georgia Southern, 2021 (233)
 Intercepted 6+ passes: vs. Ole Miss, 2020 (6)
 Intercepted 5+ passes: vs. Ole Miss, 2020 (6)
 Intercepted 4+ passes: vs. Ole Miss, 2020 (6)
 Intercepted 3+ passes: vs. Rice, 2021 (3)
 Forced 7+ turnovers: vs. Ole Miss (7 - 6 INTs, 1 FUM)
 Forced 6+ turnovers: vs. Ole Miss (7 - 6 INTs, 1 FUM)
 Forced 5+ turnovers: vs. Ole Miss (7 - 6 INTs, 1 FUM)
 Forced 4+ turnovers: vs. Ole Miss (7 - 6 INTs, 1 FUM)
 Scored a safety: vs. Toledo, 2015
 Scored a touchdown: vs. Ole Miss, 2020 (Jalen Catalon-INT, Grant Morgan-INT)
 Scored two touchdowns: vs. Ole Miss, 2020 (Jalen Catalon-INT, Grant Morgan-INT)
 Recorded 8+ sacks: at Auburn, 2012 (8)
 Recorded 7+ sacks: at Auburn, 2012 (8)
 Recorded 6+ sacks: vs. Portland State, 2019 (6)
 Recorded 5+ sacks: vs. Portland State, 2019 (6)
 Recorded 4+ sacks: vs. Texas A&M, 2019 (4)
 Had 3 players with 10+ tackles vs. Texas, 2021
 Hayden Henry (15), Grant Morgan (13), Bumper Pool (10)
 Had 3 players with 10+ tackles in consecutive games vs. Tennessee, 2020
 Bumper Pool (14), Grant Morgan (12), Jalen Catalon (12)
 vs. LSU, 2020
 Grant Morgan (19), Jalen Catalon (16), Bumper Pool (11)

SPECIAL TEAMS

Returned a punt for a TD: vs. Kansas State, 2011 (Adams - 51 yards)
 Returned two punts for TDs: vs. Missouri State, 2011 (Adams - 61 yards, 69 yards)
 Returned a blocked punt for a TD: vs. Eastern Michigan, 2009 (Armbrust - 1 yard)
 Returned a kickoff for a TD: vs. Auburn, 2017 (Warren - 100)
 Returned a game-opening kickoff for a TD: vs. Northern Illinois, 2014 (Marshall - 97)
 Returned a season-opening kickoff for a TD: vs. Missouri State, 2009 (D. Johnson - 91 yards)
 Returned a blocked FG for a TD: at Mississippi State, 2004 (Brown - 76 yards)
 Blocked one punt: vs. Texas, 2021 (Jake Yurachek)
 Punted 10+ times: at Auburn, 2016 (10)
 Did not punt: vs. Alcorn State, 2016
 Blocked a field goal vs. Alcorn State, 2016 (Dan Skipper)
 Had a punt blocked: vs. Rice, 2021 (Kenneth Orji)
 Scored on a fake punt vs. Texas A&M, 2014 (Sam Irwin-Hill - 51 yard rush)
 Scored on a fake field goal vs. UAB, 2014 (Sebastian Tretola 6 yard pass to Alan D'Appollonio)
 Had a field goal blocked: vs. LSU, 2020 (Jay Ward)
 Blocked a PAT kick: vs. Eastern Illinois, 2018 (Bumper Pool)
 Missed a kicking PAT: at Missouri, 2020 (A.J. Reed)
 Had a kicking PAT blocked: at Missouri, 2020 (Chris Turner)

MISCELLANEOUS

Had 35+ first downs at Ole Miss, 2015 (35)
 Had 30+ first downs: at Missouri, 2020 (34)
 Had 25+ first downs: vs. Georgia Southern, 2021 (27)
 Had 20+ first downs: vs. Georgia Southern, 2021 (27)
 Had 20+ passing first downs vs. Mississippi State, 2015 (21)
 Had 20+ rushing first downs at Missouri, 2020 (21)
 Had 15+ penalties: vs. Air Force, 1975 (17)
 Had 10+ penalties: vs. Rice, 2021 (13)
 Had no penalties: at Alabama, 2019
 Had 100+ yards in penalties: vs. Rice, 2021 (117)
 Had 35 minutes+ of possession time: at LSU, 2019 (40:21)
 Was involved in an overtime game: vs. Texas A&M, 2017 (L, 50-43)
 Defeated a ranked opponent at No. 15 Texas, 2021 (40-21)
 Defeated a ranked opponent on the road at No. 16 Mississippi State, 2020 (21-14)
 Defeated ranked opponents in consecutive games at No. 18 Ole Miss, 2015 (53-52, OT)
 at No. 9 LSU, 2015 (31-14)
 Won game on final offensive play: at Ole Miss, 2017 (34-yard field goal)
 Zero sacks allowed in a game: vs. Georgia Southern, 2021
 Zero sacks allowed in consecutive games: vs. Toledo, 2015
 vs. Texas Tech, 2015
 Zero sacks allowed in three consecutive games: vs. UTEP, 2015
 vs. Toledo, 2015
 vs. Texas Tech, 2015
 Came back from 15+ points down to win: at Ole Miss, 2017 (down 24 - won 38-37)
 Recorded more points than plays: vs. UT Martin, 2015 (63 points, 56 plays)

THE LAST TIME AN ARKANSAS PLAYER...

RUSHING

Rushed 40+ times:	DeCori Birmingham at Kentucky, 2003 (40)
Rushed 35+ times:	Michael Smith at Kentucky, 2008 (35)
Rushed 30+ times:	Alex Collins vs. Missouri, 2015 (30)
Rushed 25+ times:	Trelon Smith at Missouri, 2020 (26)
Rushed for 300+ yards:	Darren McFadden vs. South Carolina, 2007 (321)
Rushed for 250+ yards:	Darren McFadden vs. South Carolina, 2007 (321)
Rushed for 200+ yards:	Rawleigh Williams III at Mississippi State, 2016 (205)
Rushed for 175+ yards:	Rakeem Boyd vs. Western Kentucky, 2019 (185)
Rushed for 150+ yards:	Trelon Smith at Missouri, 2020 (172)
Rushed for 125+ yards:	Trelon Smith at Missouri, 2020 (172)
Rushed for 100+ yards:	Trelon Smith vs. Rice, 2021 (102)
Rushed for 100+ yards as a true freshman in his first career game:	Chase Hayden vs. Florida A&M, 2017 (120)
Rushed for 100+ yards (quarterback):	Matt Jones vs. Ole Miss, 2004 (126)
Rushed for 150+ yards in consecutive games:	Alex Collins at Texas Tech, 2015 (170) vs. Texas A&M, 2015 (151) at Tennessee, 2015 (154)
Rushed for 100+ yards in consecutive games:	Rakeem Boyd vs. Western Kentucky, 2019 (185) vs. Mississippi State, 2019 (114)
Rushed for 5+ touchdowns:	Alex Collins vs. UT Martin, 2015 (5)
Rushed for 4+ touchdowns:	Rawleigh Williams III at Mississippi State, 2016 (4)
Rushed for 3+ touchdowns:	Trelon Smith at Missouri, 2020 (3)
Rushed for 3+ touchdowns (quarterback):	Matt Jones vs. New Mexico State, 2003 (3)
Rushed for 2+ touchdowns:	KJ Jefferson vs. Rice, 2021 (2)
Had three players rush for touchdowns:	Trelon Smith (1), Dominique Johnson (1), Malik Hornsby (1) vs. Ga. Southern, 2021
Had four players rush for touchdowns:	Smith (1), Green (1), Sanders (1) and Johnson (1) vs. Texas, 2021
Had a run of 80+ yards:	Trelon Smith at Florida, 2020 (83)
Had a run of 70+ yards:	Trelon Smith at Florida, 2020 (83)
Had a run of 60+ yards:	Trelon Smith at Florida, 2020 (83)
Had a run of 50+ yards:	Trelon Smith at Florida, 2020 (83)
Had 2 TD runs of 50+ yards:	Rakeem Boyd vs. Western Kentucky, 2019 (86, 76)
Had multiple players with a run of 50+ yards:	Rawleigh Williams III (72) & Devwah Whaley (50) at Mississippi State, 2016

PASSING

Passed for 500+ yards:	Tyler Wilson vs. Texas A&M, 2011 (510)
Passed for 450+ yards:	Tyler Wilson vs. Texas A&M, 2011 (510)
Passed for 400+ yards:	Austin Allen vs. Alabama, 2016 (400)
Passed for 350+ yards:	KJ Jefferson vs. Georgia Southern, 2021 (366)
Passed for 300+ yards:	KJ Jefferson vs. Georgia Southern, 2021 (366)
Passed for 250+ yards:	KJ Jefferson vs. Georgia Southern, 2021 (366)
Passed for 200+ yards:	KJ Jefferson vs. Georgia Southern, 2021 (366)
Attempted 50+ passes:	Nick Starkel vs. San Jose State, 2019 (50)
Attempted 45+ passes:	Nick Starkel vs. San Jose State, 2019 (50)
Attempted 35+ passes:	Feleipe Franks vs. Georgia, 2020 (36)
Attempted 30+ passes:	KJ Jefferson at Missouri, 2020 (33)
Completed 25+ passes:	Nick Starkel vs. San Jose State, 2019 (28)
Completed 20+ passes:	Feleipe Franks at Texas A&M, 2020 (23)
Threw 5+ touchdown passes:	Brandon Allen at Mississippi State, 2015 (7)
Threw 4+ touchdown passes:	Feleipe Franks at Auburn, 2020 (4)
Threw 3+ touchdown passes:	KJ Jefferson vs. Georgia Southern, 2021 (3)
Threw 2+ touchdown passes:	KJ Jefferson vs. Georgia Southern, 2021 (3)
Threw 2+ touchdown passes in consecutive games:	Feleipe Franks at Texas A&M, 2020 (3) vs. Tennessee, 2020 (3) at Florida, 2020 (2)
Threw 5+ interceptions:	Nick Starkel vs. San Jose State, 2019 (5)
Threw 4+ interceptions:	Nick Starkel vs. San Jose State, 2019 (5)
Threw 3+ interceptions:	Nick Starkel at Alabama, 2019 (3)
Completed pass for 90+ yards:	KJ Jefferson vs. Georgia Southern, 2021 (91)
Completed pass for 80+ yards:	KJ Jefferson vs. Georgia Southern, 2021 (91)
Completed pass for 70+ yards:	KJ Jefferson vs. Georgia Southern, 2021 (91)
Completed pass for 60+ yards:	KJ Jefferson vs. Georgia Southern, 2021 (91)
Completed pass for 50+ yards:	KJ Jefferson vs. Georgia Southern, 2021 (91)

RECEIVING

Caught 10+ passes:	Treyton Burks at Missouri, 2020 (10)
Caught 9+ passes:	Treyton Burks at Missouri, 2020 (10)
Caught 8+ passes:	Treyton Burks at Missouri, 2020 (10)
Caught 7+ passes:	Treyton Burks at Missouri, 2020 (10)
Caught 10+ passes in consecutive games:	Cobi Hamilton vs. Tulsa, 2012 (11) vs. Ole Miss, 2012 (12)
Had 300+ yards receiving:	Cobi Hamilton vs. Rutgers, 2012 (303)
Had 200+ yards receiving:	Treyton Burks at Missouri, 2020 (206)
Had 175+ yards receiving:	Treyton Burks at Missouri, 2020 (206)
Had 150+ yards receiving:	Treyton Burks at Missouri, 2020 (206)
Had 100+ yards receiving:	Treyton Burks vs. Georgia Southern, 2021 (127)
Had 100+ yards receiving in consecutive games:	Mike Woods at Florida, 2020 (129) vs. LSU, 2020 (140)
Had 100+ yards receiving (tight end):	Hunter Henry vs. Mississippi State, 2015 (129)
Caught 3+ TD passes:	Jeremy Sprinkle vs. Mississippi State, 2015 (3)
Caught 2+ TD passes:	Mike Woods at Florida, 2020 (2)
Caught 2+ TD passes (tight end):	Cheyenne O'Grady vs. LSU, 2018 (2)
2+ tight ends caught TD passes:	Hunter Henry (2) & Jeremy Sprinkle (3) vs. Mississippi State, 2015

TOTAL OFFENSE

Had 450+ yards total offense:	Tyler Wilson vs. Texas A&M, 2011 (481)
Had 400+ yards total offense:	Brandon Allen vs. Mississippi State, 2015 (411)
Had 350+ yards total offense:	KJ Jefferson vs. Georgia Southern, 2021 (384)
Had 300+ yards total offense:	KJ Jefferson vs. Georgia Southern, 2021 (384)
Had 100 yards both passing and rushing:	Matt Jones vs. Ole Miss, 2004 (Rushing - 126, Passing - 108)

SCORING

Accounted for 5+ touchdowns:	Rawleigh Williams III at Mississippi State, 2016 (5)
Accounted for 4+ touchdowns:	KJ Jefferson at Missouri, 2020 (4)
Accounted for 3+ touchdowns:	KJ Jefferson vs. Georgia Southern, 2021 (3)
Scored 4+ touchdowns:	Rawleigh Williams III at Mississippi State, 2016 (5)
Scored 3+ touchdowns:	Trelon Smith at Missouri (3)
Scored 2+ touchdowns:	KJ Jefferson vs. Rice (2)
Multiple players score 2+ touchdowns:	Chase Hayden (2) and Jonathan Nance (2) vs. New Mexico State, 2017

DEFENSE

Intercepted 3+ passes:	Hudson Clark vs. Ole Miss, 2020 (3)
Intercepted 2+ passes:	Jalen Catalon vs. Rice, 2021 (2)
Intercepted passes in consecutive games:	Jalen Catalon vs. Tennessee, 2020 (1) at Florida, 2020 (1)
Recovered 2+ fumbles:	Chevin Calloway vs. Eastern Illinois, 2018 (2)
Forced 2+ fumbles:	McTelvin Agim at Colorado State, 2018 (2)
Recorded 5+ sacks:	Wayne Martin vs. Ole Miss, 1988 (5.0)
Recorded 3+ sacks:	Chris Smith vs. Southern Miss, 2013 (3.0-22)
Recorded 2+ sacks:	Jamario Bell vs. Texas A&M, 2019 (2.0-11)
Recorded 5+ tackles for loss:	Jermaine Brooks vs. Auburn, 2001 (5-16)
Recorded 3+ tackles for loss:	Bumper Pool at Texas A&M, 2020 (3.0-3)
Recorded 20+ tackles:	Bumper Pool at Mississippi State, 2020 (20)
Recorded 10+ tackles:	Hayden Henry vs. Texas, 2021 (15)
Recorded 10+ tackles in back-to-back games:	Bumper Pool, vs. Rice and Texas, 2021 (14, 10)
Recorded 10+ tackles in three straight games:	Bumper Pool vs. Alabama, 2020 (13) vs. Rice, 2021 (14) vs. Texas, 2021 (10)
Recorded 15+ tackles in back-to-back games:	Grant Morgan at Florida, 2020 (15) vs. LSU, 2019
Recorded 15+ tackles two+ times in one season:	Grant Morgan at Mississippi State (15) vs. Ole Miss (19) at Florida (15)
Returned an interception for a touchdown:	Jalen Catalon, Grant Morgan vs. Ole Miss, 2020
Returned a fumble for a touchdown:	DeJon Harris (6) vs. Texas A&M, 2019

SPECIAL TEAMS

Scored 10+ points kicking:	Cam Little vs. Texas, 2021 (16)
Made 5+ field goals:	Kendall Trainor vs. Texas A&M, 1988 (5)
Made 4+ field goals:	Cam Little vs. Texas, 2021 (4)
Made two field goals of 50+ yards:	Steve Little vs. Oklahoma State, 1976 (53 & 57)
Made one field goal of 50+ yards:	Connor Limpert vs. Colorado State, 2019 (54)
Kicked a punt of 70+ yards:	Sam Irwin-Hill vs. South Carolina, 2013 (79)
Kicked a punt of 60+ yards:	Reid Bauer vs. Georgia Southern, 2021 (60)
Punted 10+ times:	Toby Baker at Auburn, 2016 (10)
Totaled 175+ kick return yards:	DeCori Birmingham vs. Alabama, 2002 (197)
Totaled 150+ kick return yards:	Dennis Johnson at Texas, 2008 (150)
Totaled 100+ kick return yards:	Treyton Burks vs. Mississippi State, 2019 (134)
Totaled 50+ punt return yards:	D.J. Dean vs. Nicholls, 2014 (94)

THE LAST TIME AN OPPONENT ...

RUSHING

Had 500+ yards rushing:	at Auburn, 2016 (543)
Had 400+ yards rushing:	Mississippi State, 2019 (460)
Had 300+ yards rushing:	Mississippi State, 2019 (460)
Had 200+ yards rushing:	Alabama, 2020 (216)
Had 70+ rushing attempts:	at Mississippi State, 2010 (70)
Had 60+ rushing attempts:	Missouri, 2017 (60)
Had 50+ rushing attempts:	Tennessee, 2020 (50)
Had 7+ rushing TDs:	at Auburn, 2016 (7)
Had 6+ rushing TDs:	Alabama, 2020 (6)
Had 5+ rushing TDs:	Alabama, 2020 (6)
Had 4+ rushing TDs:	Alabama, 2020 (6)

PASSING

Had 500+ yards passing:	Mississippi State, 2015 (508)
Had 400+ yards passing:	San Jose State, 2019 (402)
Had 300+ yards passing:	at Missouri, 2020 (380)
Had 200+ yards passing:	Rice, 2021 (227)
Had 60+ pass attempts:	at Mississippi State, 2020 (60)
Had 50+ pass attempts:	at Mississippi State, 2020 (60)
Had 40+ pass attempts:	at Missouri, 2020 (49)
Had 30+ pass attempts:	Alabama, 2020 (33)
Had 40+ pass completions:	at Mississippi State, 2020 (43)
Had 30+ pass completions:	at Missouri, 2020 (32)
Had 25+ pass completions:	Alabama, 2020 (27)
Had 20+ pass completions:	Alabama, 2020 (27)
Had 6+ passing TDs:	at Florida, 2020 (6)
Had 5+ passing TDs:	at Florida, 2020 (6)
Had 4+ passing TDs:	at Florida, 2020 (6)
Had 3+ passing TDs:	at Florida, 2020 (6)

RECEIVING

Had two players with 100-yards receiving in a game:	Alabama, 2018 (Jerry Jeudy, 135 - Irv Smith Jr., 123)
Had 4+ players catch 5+ passes:	at Missouri, 2020 (Keke Chism - 6, B. Banister 6, Damon Hazelton - 5, Tauski Dove - 5)
Had 3+ players catch 5+ passes:	at Missouri, 2020 (Keke Chism - 6, B. Banister 6, Damon Hazelton - 5, Tauski Dove - 5)
Had 10+ players catch a pass:	at Missouri, 2020 (10)
Had 8+ players catch a pass:	Rice, 2021 (8)

TOTAL OFFENSE

Had 700+ yards total offense:	at Southern California, 2005 (736)
Had 650+ yards total offense:	at Missouri, 2020 (653)
Had 600+ yards total offense:	at Missouri, 2020 (653)
Had 550+ yards total offense:	at Missouri, 2020 (653)
Had 500+ yards total offense:	at Missouri, 2020 (653)
Had 400+ yards total offense:	Alabama, 2020 (443)
Had 100+ plays total offense:	at Missouri, 2017 (102)
Had 90+ plays total offense:	LSU, 2020 (91)
Had 80+ plays total offense:	at Missouri, 2020 (87)
Had 75+ plays total offense:	at Missouri, 2020 (87)

SCORING

Scored 70+ points:	at Southern California, 2005 (70)
Scored 60+ points:	at Florida, 2020 (63)
Scored 50+ points:	Alabama, 2020 (52)
Scored 40+ points:	Alabama, 2020 (52)
Scored 30+ points:	Alabama, 2020 (52)
Scored a two-point conversion rushing:	Georgia, 2020
Scored a two-point conversion passing:	at Colorado State, 2018
Failed on a two-point conversion attempt:	at Mississippi State, 2019

TURNOVERS

Had 5+ fumbles:	Eastern Illinois, 2018 (6, lost 5)
Had 4+ fumbles lost:	Eastern Illinois, 2018 (5)
Had 3+ fumbles lost:	Eastern Illinois, 2018 (5)
Committed 7+ turnovers:	Ole Miss, 2020 (7)
Committed 6+ turnovers:	Ole Miss, 2020 (7)
Committed 5+ turnovers:	Ole Miss, 2020 (7)
Intercepted 8+ Arkansas passes:	at SMU, 1951 (8)
Intercepted 7+ Arkansas passes:	at SMU, 1951 (8)
Intercepted 6+ Arkansas passes:	North Texas, 2018 (6)
Intercepted 5+ Arkansas passes:	San Jose State, 2019 (5)
Intercepted 4+ Arkansas passes:	San Jose State, 2019 (5)
Intercepted 3+ Arkansas passes:	Georgia, 2020 (3)
Returned an interception for a touchdown:	Georgia, 2020
Returned a fumble for a touchdown:	at Florida, 2020

DEFENSE

Held Arkansas to 10 or fewer first downs:	at Alabama, 2015 (10)
Recorded 9+ sacks:	vs. Oklahoma, 2001 (9.0-55)
Recorded 8+ sacks:	Alabama, 2020 (8.0-49)
Recorded 7+ sacks:	Alabama, 2020 (8.0-49)
Recorded 6+ sacks:	Alabama, 2020 (8.0-49)
Scored a safety:	Georgia, 2020
Held Arkansas to 50 or fewer yards rushing:	LSU, 2018 (16)
Held Arkansas to 25 or fewer yards rushing:	LSU, 2018 (16)
Held Arkansas to 100 or fewer yards passing:	Missouri, 2019 (77)
Held Arkansas to 50 or fewer yards passing:	South Carolina, 2013 (30)
Held Arkansas to 300 or less yards total offense:	Alabama, 2020 (188)
Held Arkansas to 200 or less yards total offense:	Alabama, 2020 (188)
Held Arkansas to 100 or fewer yards both rushing & passing:	Alabama, 2012 (Rush - 58, Pass - 79)

SPECIAL TEAMS

Returned a punt for a TD:	Alabama, 2020
Returned a kickoff for a TD:	vs. Texas A&M, 2018
Punted 10+ times:	Georgia Southern, 2021 (10)
Punted 10+ times in consecutive games:	North Texas, 2007 (10)
Did not punt:	Chattanooga, 2007 (12)
Missed a kicking PAT:	Alabama, 2018
Missed two kicking PATs:	Auburn, 2019
Blocked a field goal:	at LSU, 2017
Blocked a punt:	LSU, 2020
	Rice, 2021

MISCELLANEOUS

Had 30+ first downs:	at Missouri, 2020 (37)
Had 10+ penalties:	Rice, 2021 (10)
Had 100+ yards in penalties:	Georgia, 2020 (108)
Had 35+ minutes of possession time:	vs. LSU, 2020 (41:43)
Had 40+ minutes of possession time:	vs. LSU, 2020 (41:43)
Had two 100-yard rushers and one 100-yard receiver:	Texas A&M, 2017 (Kellen Mond - 109 rushing, Keith Ford - 102 rushing & Christian Kirk - 110 receiving)
Had one 100-yard rusher and one 100-yard receiver:	at Missouri, 2020 (Larry Rountree III - 185 rushing & Keke Chism - 113 receiving)
Had one 100-yard rusher and two 100-yard receivers:	Alabama, 2018 (Damien Harris - 111 rushing, Jerry Jeudy - 135 receiving & Irv Smith Jr. - 123 receiving)

LAST TIME AN INDIVIDUAL OPPONENT . . .

INDIVIDUAL RUSHING

Rushed 40+ times: Travis Stephens (41), Tennessee (2001)
 Rushed 35+ times: Ish Witter (39), Missouri (2017)
 Rushed 30+ times: Eric Gray (31), Tennessee (2020)
 Rushed for 200+ yards: Kylin Hill (234), Mississippi State (2019)
 Rushed for 175+ yards: Larry Rountree III (185), at Missouri (2020)
 Rushed for 150+ yards: Larry Rountree III (185), at Missouri (2020)
 Rushed for 125+ yards: Larry Rountree III (185), at Missouri (2020)
 Rushed for 100+ yards: Larry Rountree III (185), at Missouri (2020)
 Rushed for 4+ touchdowns: Nick Fitzgerald (4), Mississippi State (2016)
 Rushed for 3+ touchdowns: B. Robinson Jr. (3), Alabama (2020)
 Had a run of 80+ yards: Justin Tomlin (76), Georgia Southern (2021)
 Had a run of 70+ yards: Justin Tomlin (76), Georgia Southern (2021)
 Had a run of 60+ yards: Justin Tomlin (76), Georgia Southern (2021)
 Had a run of 50+ yards: Justin Tomlin (76), Georgia Southern (2021)

INDIVIDUAL PASSING

Passed for 500+ yards: Dak Prescott (508), Mississippi State (2015)
 Passed for 450+ yards: Dak Prescott (508), Mississippi State (2015)
 Passed for 400+ yards: Josh Love (402), San Jose State (2019)
 Passed for 300+ yards: Connor Bazelak (380), at Missouri (2020)
 Attempted 60+ passes: Kolton Browning (67), Louisiana-Monroe (2012)
 Attempted 50+ passes: K.J. Costello (59), at Mississippi State (2020)
 Attempted 40+ passes: Connor Bazelak (49), at Missouri (2020)
 Completed 40+ passes: K.J. Costello (43), at Mississippi State (2020)
 Completed 30+ passes: Connor Bazelak (32), at Missouri (2020)
 Completed 20+ passes: Wiley Green (25), Rice (2021)
 Threw 6+ touchdown passes: Kyle Trask (6), at Florida (2020)
 Threw 5+ touchdown passes: Kyle Trask (6), at Florida (2020)
 Threw 4+ touchdown passes: Kyle Trask (6), at Florida (2020)
 Threw 3+ touchdown passes: Kyle Trask (6), at Florida (2020)
 Completed a pass for 90+ yards: Trevor Knight (92), Texas A&M (2016)
 Completed a pass for 80+ yards: Kellen Mond (81), Texas A&M (2017)
 Completed a pass for 70+ yards: Patrick O'Brien (75), Colorado State (2019)
 Completed a pass for 60+ yards: Ty Storey (69), Western Kentucky (2019)

INDIVIDUAL RECEIVING

Caught 15+ passes: Willie Gosha (17), Auburn (1995)
 Caught 10+ passes: Elijah Moore (11), vs. Ole Miss (2020)
 Caught 7+ passes: Terrace Marshall (7), vs. LSU (2020)
 Had 200+ yards receiving: Jamayel Smith (208), Mississippi State (2007)
 Had 150+ yards receiving: Tre Walker (161), San Jose State (2019)
 Had 100+ yards receiving: Keke Chism (113), at Missouri (2020)
 Caught 3+ TD passes: A. Hollins (3), Eastern Illinois (2018)
 Caught 2+ TD passes: T. Grimes, K. Zipperer (2, 2), at Florida (2020)

INDIVIDUAL TOTAL OFFENSE

Had 400+ yards total offense: Jordan Ta'amu (528; Pass - 387, Rush - 141), Ole Miss (2018)
 Had 300+ yards total offense: Connor Bazelak (366; Pass - 380, Rush - (-14)), at Missouri (2020)
 Had 100 yards both passing and rushing: Jordan Ta'amu (528; Pass - 387, Rush - 141), Ole Miss (2018)

INDIVIDUAL SCORING

Accounted for 6+ touchdowns: Kyle Trask (at Florida), 2020 (6)
 Accounted for 5+ touchdowns: Kyle Trask (at Florida), 2020 (6)
 Accounted for 4+ touchdowns: Kyle Trask (at Florida), 2020 (6)
 Scored 4+ touchdowns: Peyton Barber (Auburn), 2015 (4)
 Scored 3+ touchdowns: B. Robinson Jr. (Alabama), 2020 (3)

INDIVIDUAL DEFENSE

Intercepted 3+ passes: Minkah Fitzpatrick (3), Alabama (2016)
 Intercepted 2+ passes: Richard LeCounte (2), Georgia (2020)
 Recorded 3+ sacks: JaCoby Stevens (3.0), at LSU (2019)
 Recorded 2+ sacks: C. Barmore (2.0), W. Anderson Jr. (2.0), Alabama (2020)

SPECIAL TEAMS

Kicked 5+ field goals: Harrison Mevis (5-5), at Missouri (2020)
 Kicked four field goals: Wyatt Bryan (4-4), at Colorado State (2018)
 Returned a punt for a TD: Keegan Brewer, North Texas (2018)
 Returned a kick for a TD: Jashaun Corbin, vs. Texas A&M (2018)

GAME 4: TEXAS A&M

ARKANSAS BIG PLAYS FROM SCRIMMAGE

Opponent	Rushing					Passing				
	10-19	20-29	30-39	40-49	50+	10-19	20-29	30-39	40-49	50+
Rice	4	1	1	0	0	2	0	1	0	0
Texas	6	3	2	0	0	0	1	0	1	0
Ga. Southern	8	0	0	1	0	2	2	0	2	2
Texas A&M										
at Georgia										
at Ole Miss										
Auburn										
UAPB										
Mississippi State										
at LSU										
at Alabama										
Missouri										
Totals	18	4	3	1	0	4	3	1	3	2

OPPONENT BIG PLAYS FROM SCRIMMAGE

Opponent	Rushing					Passing				
	10-19	20-29	30-39	40-49	50+	10-19	20-29	30-39	40-49	50+
Rice	0	0	0	0	0	2	2	1	1	0
Texas	0	1	0	0	0	3	1	0	0	0
Ga. Southern	1	0	0	0	1	0	0	0	0	0
Texas A&M										
at Georgia										
at Ole Miss										
Auburn										
UAPB										
Mississippi State										
at LSU										
at Alabama										
Missouri										
Totals	1	1	0	0	1	5	3	1	1	0

FIRST DOWN GAME LOG

Arkansas					Opponents				
Opponent	Rush	Pass	Penalty	Total	Opponent	Rush	Pass	Penalty	Total
Rice	11	4	3	18	Rice	1	12	8	21
Texas	15	5	0	20	Texas	6	7	2	15
Ga. Southern	14	12	2	28	Ga. Southern	5	3	3	11
Texas A&M					Texas A&M				
at Georgia					at Georgia				
at Ole Miss					at Ole Miss				
Auburn					Auburn				
UAPB					UAPB				
Mississippi State					Mississippi State				
at LSU					at LSU				
at Alabama					at Alabama				
Missouri					Missouri				
TOTAL	40	21	5	66	TOTAL	12	22	13	47

TURNOVER CHART

Opponent	Fumbles	Takeaways		Total	Pts Off	Fumbles	Giveaways		Points Off	Margin
		Interceptions					Interceptions	Total		
Rice	0	3		3	14	0	1	1	0	+2
Texas	1	0		1	7	0	1	1	7	0
Ga. Southern	0	0		0	0	0	0	0	0	0
Texas A&M										
at Georgia										
at Ole Miss										
Auburn										
UAPB										
Mississippi State										
at LSU										
at Alabama										
Missouri										
TOTAL	1	3		4	21	0	2	2	7	+2

GAME 4: TEXAS A&M

DRIVE SUPERLATIVES

Longest Drive

By No. of Plays	Arkansas 15 (94 yards, 6:30) vs. Georgia Southern, TD
By No. of Yards	94 (15 plays, 6:30) vs. Georgia Southern, TD
By Time of Possession	6:30 (15 plays, 94 yards) vs. Georgia Southern, TD

Opponents

14 (75 yards, 6:01) vs. Texas, TD
75 3x last (3 plays, 1:20) vs. Georgia Southern, TD
6:01 (14 plays, 75 yards) vs. Texas, TD

Shortest Drive

By No. of Plays	Arkansas 13x last (91 yards, 0:14) vs. Georgia Southern, TD
By No. of Yards	-4 2x last (3 plays, 0:42) vs. Georgia Southern, punt
By Time of Possession	0:10 (1 plays, 7 yards) vs. Texas, TD

Opponents

1 (7 yards, 0:08) vs. Texas, fumble
-2 (3 plays, 1:39) vs. Georgia Southern, punt
0:08 (1 plays, 7 yards) vs. Texas, fumble

Scoring Drive Breakdown

Yardage	ARKANSAS		OPPONENT	
	TD	FG	TD	FG
No drive	-	-	-	-
Neg. Yards	-	-	-	-
0-9	1	1	-	-
10-19	1	-	-	1
20-29	1	-	1	-
30-39	-	1	-	-
40-49	1	-	1	-
50-59	1	2	1	-
60-69	2	1	-	1
70-79	3	1	3	-
80-89	3	-	-	-
90-99	2	-	-	-
TOTALS	15	6	6	2

Game-Opening Drives

OPP	ARKANSAS			OPPONENTS		
	PTS	1STS	YDS	PTS	1STS	YDS
Rice	0	0	6	0	1	28
Texas	0	0	11	0	0	4
Ga. Southern	7	3	73	0	0	1
Texas A&M						
at Georgia						
at Ole Miss						
Auburn						
UAPB						
Miss. State						
at LSU						
at Alabama						
Missouri						
TOTALS	7	3	90	0	1	33

Second Half-Opening Drives

OPP	ARKANSAS			OPPONENTS		
	PTS	1STS	YDS	PTS	1STS	YDS
Rice	0	0	9	0	1	16
Texas	0	0	-1	0	0	6
Ga. Southern	7	3	80	0	0	5
Texas A&M						
at Georgia						
at Ole Miss						
Auburn						
UAPB						
Miss. State						
at LSU						
at Alabama						
Missouri						
TOTALS	7	3	88	0	1	27

Three & Out Drives

	ARKANSAS	OPPONENT
	THREE-&-OUTS/DRIVES	THREE-&-OUTS/DRIVES
Rice	5/15 (33.3%)	2/15 (13.3%)
Texas	1/13 (7.7%)	5/12 (41.7%)
Ga. Southern	5/13 (38.5%)	6/13 (46.2%)
Texas A&M		
at Georgia		
at Ole Miss		
Auburn		
UAPB		
Mississippi State		
at LSU		
at Alabama		
Missouri		
TOTALS	11/41 (26.9%)	13/40 (32.5%)

GAME 4: TEXAS A&M

ARKANSAS DRIVE CHARTS

Rice

Qtr.	Time	Start	Pl-Yds	TOP	Result
1st	15:00	AR28	3-6	1:20	punt
1st	10:55	AR20	8-80	2:32	*TOUCHDOWN
1st	05:26	AR09	3-2	0:56	punt
1st	01:21	AR20	4-4	1:27	punt
2nd	11:50	AR18	5-28	2:05	interception
2nd	07:57	AR10	3-6	1:17	punt
2nd	04:12	AR11	3-3	1:56	punt
2nd	00:37	AR20	2-7	0:37	end of half
3rd	12:15	AR47	4-9	0:59	downs
3rd	10:21	AR43	6-57	2:10	*TOUCHDOWN
3rd	04:42	AR19	11-65	4:24	*FIELD GOAL
4th	13:51	RICE09	3-9	1:07	*TOUCHDOWN
4th	11:13	RICE50	3-8	1:31	punt
4th	05:54	RICE40	3-40	1:47	*TOUCHDOWN
4th	02:37	RICE16	4-16	1:39	*TOUCHDOWN

Texas

Qtr.	Time	Start	Pl-Yds	TOP	Result
1st	15:00	AR25	3-6	1:24	punt
1st	11:38	AR06	5-22	2:15	punt
1st	07:32	AR37	12-57	5:29	*FIELD GOAL
2nd	13:43	AR34	7-66	2:48	*TOUCHDOWN
2nd	08:49	TX18	4-12	1:15	*FIELD GOAL
2nd	06:02	AR21	7-53	3:02	*FIELD GOAL
2nd	00:36	AR08	1-9	0:36	end of half
3rd	13:14	AR29	2-(-1)	0:26	interception
3rd	10:12	AR19	6-81	1:56	*TOUCHDOWN
3rd	06:13	TX42	10-38	4:05	*FIELD GOAL
3rd	02:00	TX32	1-32	0:10	*TOUCHDOWN
4th	13:33	AR26	8-75	5:06	*TOUCHDOWN
4th	02:22	TX41	4-24	2:22	end of game

Georgia Southern

Qtr.	Time	Start	Pl-Yds	TOP	Result
1st	13:19	AR27	4-73	1:12	*TOUCHDOWN
1st	10:01	AR06	15-94	6:30	*TOUCHDOWN
1st	01:07	AR25	3-(-4)	0:42	punt
2nd	13:34	AR37	3-0	1:17	punt
2nd	10:38	AR01	7-99	1:56	*TOUCHDOWN
2nd	07:17	AR22	3-3	0:51	punt
2nd	05:11	AR20	7-73	2:48	*FIELD GOAL
3rd	14:53	AR20	4-80	1:27	*TOUCHDOWN
3rd	11:32	AR09	1-91	0:14	*TOUCHDOWN
3rd	09:53	AR26	3-(-4)	1:15	punt
3rd	06:59	AR26	3-8	2:04	punt
3rd	00:23	AR34	12-66	7:01	*TOUCHDOWN
4th	05:37	AR12	9-49	5:37	end of game

OPPONENT DRIVE CHARTS

Rice

Qtr.	Time	Start	Pl-Yds	TOP	Result
1st	13:40	RICE23	5-28	2:45	punt
1st	08:23	RICE25	4-20	2:57	punt
1st	04:30	AR35	7-17	3:09	missed fg
2nd	14:54	AR21	6-14	2:59	*FIELD GOAL
2nd	09:45	AR49	3-(-3)	1:48	punt
2nd	06:40	AR41	8-41	2:21	*TOUCHDOWN
2nd	02:16	RICE46	3-5	1:39	punt
3rd	15:00	RICE25	5-16	2:45	punt
3rd	11:16	RICE44	2-56	0:48	*TOUCHDOWN
3rd	08:11	RICE25	8-56	3:29	downs
3rd	00:13	RICE19	4-12	1:22	interception
4th	12:44	RICE25	4-21	1:31	interception
4th	09:42	RICE05	6-20	3:48	punt
4th	04:07	RICE25	7-13	1:30	interception
4th	00:58	RICE25	4-21	0:58	end of game

Texas

Qtr.	Time	Start	Pl-Yds	TOP	Result
1st	13:36	TX36	3-4	1:58	punt
1st	09:23	TX25	3-1	1:51	punt
1st	02:03	TX25	7-41	3:20	missed fg
2nd	10:48	TX17	3-(-1)	1:59	punt
2nd	07:34	TX30	3-2	1:32	punt
2nd	03:00	TX25	5-16	2:24	punt
3rd	15:00	TX25	3-6	1:46	punt
3rd	12:48	AR26	6-26	2:31	*TOUCHDOWN
3rd	08:11	TX23	7-19	1:58	downs
3rd	02:08	TX25	1-7	0:08	fumble
3rd	01:50	TX25	10-75	3:17	*TOUCHDOWN
4th	08:27	TX25	14-75	06:01	*TOUCHDOWN

Georgia Southern

Qtr.	Time	Start	Pl-Yds	TOP	Result
1st	15:00	GS25	3-1	1:41	punt
1st	12:07	GS25	4-18	2:06	punt
1st	03:31	GS25	6-14	2:24	punt
1st	00:25	GS19	-2	1:51	punt
2nd	12:17	GS40	3-5	1:39	punt
2nd	08:42	GS25	3-75	1:20	*TOUCHDOWN
2nd	06:26	GS40	3-1	1:15	punt
2nd	02:23	GS25	12-60	2:23	*FIELD GOAL
3rd	13:26	GS25	4-22	1:54	punt
3rd	11:18	GS25	3-2	1:25	punt
3rd	08:38	GS35	3-(-2)	1:39	punt
3rd	04:55	GS25	11-41	4:32	downs
4th	08:22	GS25	6-17	2:45	punt

RAZORBACK OFFENSE BY POSITION

No.	Name	Ht.	Wt.	Cl.	Hometown (Previous School)
QB (5)					
1	KJ Jefferson	6-3	245	R-So.	Sardis, Miss. (North Panola HS)
3	Lucas Coley	6-2	205	Fr.	San Antonio, Texas (Cornerstone Christian School)
4	Malik Hornsby	6-2	180	R-Fr.	Missouri City, Texas (Ft. Bend Marshall HS)
9	John Stephen Jones	5-11	205	R-Jr.	Dallas, Texas (Highland Park HS)
18	Kade Renfro	6-3	210	R-Fr.	Stephenville, Texas (Stephenville HS/Ole Miss)
RB (9)					
0	AJ Green	5-11	200	Fr.	Tulsa, Okla. (Union HS)
5	Raheim Sanders	6-2	225	Fr.	Rockledge, Fla. (Rockledge HS)
20	Dominique Johnson	6-1	235	So.	Crowley, Texas (Crowley HS)
21	Javion Hunt	6-0	205	Fr.	Oklahoma City, Okla. (Carl Albert HS)
22	Trelon Smith	5-9	190	R-Jr.	Houston, Texas (Arizona State)
23	Josh Oglesby	5-8	175	R-Jr.	Katy, Texas (Katy HS)
26	Donte Buckner	5-11	200	R-Fr.	Pine Bluff, Ark. (White Hall HS)
32	Reid Turner	5-10	190	R-So.	Farmington, Ark. (Farmington HS)
41	T.J. Hammonds	5-10	195	R-Sr.	Little Rock, Ark. (Joe T. Robinson HS)
WR (14)					
2	Ketron Jackson Jr.	6-2	205	Fr.	Royse City, Texas (Royse City HS)
6	Kendall Catalan	5-9	185	R-Sr.	Mansfield, Texas (Southern)
7	Trey Knox	6-5	215	Jr.	Murfreesboro, Tenn. (Blackman HS)
10	De'Vion Warren	5-10	195	Sr.	Monroe, La. (Ouachita Parish HS)
11	Jaquayln Crawford	5-10	175	R-Jr.	Rockdale, Texas (Rockdale HS/Oklahoma)
13	Jaedon Wilson	6-3	175	Fr.	DeSoto, Texas (DeSoto HS)
14	Bryce Stephens	6-0	180	Fr.	Oklahoma City, Okla. (John Marshall HS)
16	Treyton Burks	6-3	225	Jr.	Warren, Ark. (Warren HS)
17	John David White	5-11	185	R-So.	Little Rock, Ark. (Pulaski Academy)
19	Tyson Morris	6-1	205	R-Sr.	Helena-West Helena, Ark. (Fayetteville HS)
81	Darin Turner	6-3	205	R-Fr.	Memphis, Tenn. (Central HS)
83	Chris Harris	5-10	190	Fr.	Dumas, Ark. (Dumas HS)
84	Warren Thompson	6-3	205	R-Jr.	Seffner, Fla. (Armwood HS/Florida State)
85	Harper Cole	5-9	180	R-Fr.	Aurora, Ill. (Waubonsie Valley HS)
TE (8)					
15	Landon Rogers	6-4	210	Fr.	Little Rock, Ark. (Parkview HS)
36	Erin Outley	6-4	255	Fr.	Little Rock, Ark. (Parkview HS)
39	Nathan Johnson	6-4	205	R-Fr.	Little Rock, Ark. (Catholic HS)
42	Zach Lee	6-5	230	R-Fr.	Bentonville, Ark. (Bentonville HS)
80	Collin Sutherland	6-5	245	R-Fr.	Flower Mound, Texas (Marcus HS)
82	Hudson Henry	6-5	255	R-So.	Little Rock, Ark. (Pulaski Academy)
87	Blake Kern	6-4	265	R-Sr.*	Lamar, Ark. (Lamar HS)
89	Nathan Bax	6-4	255	R-So.	Jefferson City, Mo. (Helias Catholic HS/III St.)
OL (20)					
50	Cole Carson	6-5	305	Fr.	Bogata, Texas (Rivercrest HS)
51	Ricky Stromberg	6-4	310	Jr.	Tulsa, Okla. (Union HS)
53	Ty'Kieast Crawford	6-5	350	So.	Carthage, Texas (Carthage HS/Charlotte)
54	Austin Nix	6-2	325	R-Jr.	Texarkana, Ark. (Arkansas HS)
55	Beaux Limmer	6-5	300	R-So.	Tyler, Texas (Tyler Lee HS)
56	Marcus Henderson	6-5	290	So.	Memphis, Tenn. (Memphis University School)
57	Shane Clenin	6-6	335	R-Sr.	Festus, Mo. (Jefferson HS)
62	Brady Latham	6-5	305	R-So.	Jenks, Okla. (Jenks HS)
63	Terry Wells	6-5	310	Fr.	Parkin, Ark. (Wynne HS)
65	Devon Manuel	6-9	370	Fr.	Sunset, La. (Beau Chene HS)
66	Ty Clary	6-4	315	R-Sr.	Fayetteville, Ark. (Fayetteville HS)
67	Josh Street	6-6	290	Fr.	Bentonville, Ark. (Bentonville HS)
70	Luke Jones	6-5	310	R-Jr.	Little Rock, Ark. (Pulaski Academy/Notre Dame)
71	Ryan Winkel	6-6	310	R-Jr.	Memphis, Tenn. (Christian Brothers HS)
72	Drew Vest	6-6	315	R-So.	Searcy, Ark. (Searcy HS)
74	Jalen St. John	6-5	330	R-Fr.	St. Louis, Mo. (Trinity Catholic HS)
75	Ray Curry Jr.	6-5	315	R-Fr.	Memphis, Tenn. (White Station HS)
76	Myron Cunningham	6-6	325	R-Sr.	Warren, Ohio (Iowa Central CC)
78	Dalton Wagner	6-9	330	R-Sr.	Spring Grove, Ill. (Richmond Burton HS)
79	Dylan Rathcke	6-5	300	R-So.	Baton Rouge, La. (University Lab HS)
Specialists (9)					
29	Cam Little (K/P)	6-2	185	Fr.	Moore, Okla. (Southmoore HS)
30	Reid Bauer (P)	5-11	200	R-Jr.	Magnolia, Texas (Magnolia HS)
42	Sam Loy (P)	6-1	195	R-Sr.	San Clemente, Calif. (Colorado)
46	Francisco Castro (LS)	6-1	210	Fr.	Miami, Fla. (Columbus HS)
48	Jordan Silver (LS)	6-1	235	R-Sr.	Branson, Mo. (Branson HS)
52	John Oehrlein (LS)	6-1	240	R-So.	Austin, Texas (Westlake HS)
80	Matthew Phillips (K/P)	5-10	175	R-Jr.	Brentwood, Tenn. (Brentwood HS)
90	Vito Calvaruso (K)	6-2	200	So.	Jefferson City, Mo. (Helias Catholic HS)
94	Patrick Foley (P)	6-3	200	Fr.	Omaha, Neb. (Creighton Prep)

RAZORBACK DEFENSE BY POSITION

No.	Name	Ht.	Wt.	Cl.	Hometown (Previous School)
DB (21)					
1	Jalen Catalan	5-10	200	R-So.	Mansfield, Texas (Mansfield Legacy HS)
2	Myles Slusher	6-0	185	So.	Broken Arrow, Okla. (Broken Arrow HS)
3	Nick Turner	5-11	190	R-Fr.	New Orleans, La. (Brother Martin HS)
4	Malik Chavis	6-2	195	R-So.	Rison, Ark. (Rison HS)
6	Jacorrei Turner	6-2	205	R-Fr.	Atlanta, Ga. (Woodward Academy)
7	Joe Foucha	5-11	205	Sr.	New Orleans, La. (McDonogh 35 HS)
8	Jayden Johnson	6-2	220	Fr.	Cedartown, Ga. (Cedartown HS)
9	Greg Brooks Jr.	5-11	185	Jr.	Harvey, La. (West Jefferson HS)
14	Nathan Parodi	5-9	175	R-Jr.	Austin, Texas (Lake Travis HS)
15	Simeon Blair	5-10	210	R-Jr.	Pine Bluff, Ark. (Pine Bluff HS)
17	Hudson Clark	6-2	180	R-So.	Dallas, Texas (Highland Park HS)
18	Trent Gordon	5-11	190	R-Jr.	Spring, Texas (Manvel HS/Penn State)
19	Khari Johnson	6-0	185	So.	Boston, Mass. (Suffield Academy)
20	Zach Zimos	6-4	230	R-So.	Sugar Land, Texas (Fort Bend Travis HS)
21	Montaric Brown	6-0	190	R-Sr.	Ashdown, Ark. (Ashdown HS)
23	Devin Bush	6-0	200	R-So.	New Orleans, La. (Edna Karr HS)
24	LaDarrius Bishop	6-0	190	R-Jr.	Ashdown, Ark. (Ashdown HS)
26	Kevin Compton	6-2	175	R-Fr.	Pine Bluff, Ark. (Watson Chapel HS)
32	Chase Lowery	6-0	190	Fr.	Frisco, Texas (Frisco HS)
36	Jermaine Hamilton-Jordan	6-1	180	Fr.	Kansas City, Mo. (Lincoln College Prep)
38	Jon Conley	6-0	175	R-So.	Fayetteville, Ark. (Fayetteville HS)
LB (14)					
10	Bumper Pool	6-2	230	Sr.	Lucas, Texas (Lovejoy HS)
22	Deon Edwards	6-1	220	R-Sr.*	Clermont, Fla. (Lake Minneola HS)
25	Marco Avant	6-3	215	Fr.	Forrest City, Ark. (Jonesboro HS)
27	Hayden Henry	6-2	225	Sr.*	Little Rock, Ark. (Pulaski Academy)
28	Andrew Parker	6-2	245	R-Jr.	New Orleans, La. (Sophie B. Wright HS)
31	Grant Morgan	5-11	235	R-Sr.*	Greenwood, Ark. (Greenwood HS)
33	Kelin Burrie	6-0	205	R-Fr.	Harvey, La. (Helen Cox HS)
34	J.T. Towers	6-4	210	R-Fr.	Little Rock, Ark. (Joe T. Robinson HS)
35	Jake Yurachek	6-0	230	R-Jr.	Friendswood, Texas (Friendswood HS/Colorado)
40	Chris Paul Jr.	6-1	240	Fr.	Cordele, Ga. (Crisp County HS)
43	Brooks Both	6-0	230	R-Fr.	Harrison, Ark. (Harrison HS)
45	Jackson Woodard	6-3	235	R-Fr.	Little Rock, Ark. (LR Christian Academy)
47	Jordan Hanna	6-1	215	Fr.	Greenwood, Ark. (Greenwood HS)
49	McKinley Williams	6-1	210	R-Jr.	Sheridan, Ark. (Sheridan HS)
DL (18)					
0	Markell Utsey	6-4	290	R-Sr.	Little Rock, Ark. (Parkview HS/Missouri)
5	Dorian Gerald	6-3	265	R-Sr.*	Florence, S.C. (College of the Canyons [Calif.])
11	Mataio Soli	6-4	245	Jr.	Douglasville, Ga. (Douglas County HS)
37	Eric Thomas Jr.	6-3	245	So.	Pensacola, Fla. (Booker T. Washington HS)
44	Andy Boykin	6-4	290	R-Fr.	Lagrange, Ga. (Troup County HS)
50	Eric Gregory	6-4	295	R-So.	Memphis, Tenn. (IMG Academy)
52	Solomon Wright	6-0	295	Fr.	Vian, Okla. (Vian HS)
55	Tre Williams	6-5	255	R-Sr.	Columbia, Mo. (Rock Bridge HS/Missouri)
56	Zach Williams	6-4	255	Jr.	Little Rock, Ark. (Joe T. Robinson HS)
58	Jashaud Stewart	6-2	240	So.	Jonesboro, Ark. (Jonesboro HS)
90	Marcus Miller	6-5	295	R-So.	Warren, Ark. (Warren HS)
91	Taurean Carter	6-3	305	R-So.	Mansfield, Texas (Mansfield Legacy HS)
92	Cameron Ball	6-5	310	Fr.	Atlanta, Ga. (Tri-Cities HS)
93	Isaiah Nichols	6-3	300	R-Jr.	Springdale, Ark. (Springdale HS)
94	Jon Hill	6-5	250	Fr.	Dumas, Ark. (Dumas HS)
95	Morgan Hanna	6-4	221	R-So.	Greenwood, Ark. (Greenwood HS)
97	Jalen Williams	6-3	310	Jr.	Tylertown, Miss. (Tylertown HS/Jones College)
99	John Ridgeway	6-6	320	R-Sr.	Bloomington, Ill. (Bloomington, Ill./Ill. St.)

ALPHABETICAL ROSTER

No.	Name	Pos.
25	Marco Avant	LB
92	Cameron Ball	DL
30	Reid Bauer	P
89	Nathan Bax	TE
24	LaDarrius Bishop	DB
15	Simeon Blair	DB
43	Brooks Both	LB
44	Andy Boykin	DL
9	Greg Brooks Jr.	DB
21	Montaric Brown	DB
26	Donte Buckner	RB
16	Treyton Burks	WR
33	Kelin Burrle	LB
23	Devin Bush	CB
90	Vito Calvaruso	K
50	Cole Carson	OL
91	Taurean Carter	DL
46	Francisco Castro	LS
1	Jalen Catalon	DB
6	Kendall Catalon	WR
4	Malik Chavis	DB
17	Hudson Clark	DB
66	Ty Clary	OL
57	Shane Clenin	OL
85	Harper Cole	WR
3	Lucas Coley	QB
26	Kevin Compton	WR
38	Jon Conley	DB
53	Ty'Kieast Crawford	OL
76	Myron Cunningham	OL
75	Ray Curry Jr.	OL
22	Deon Edwards	LB
94	Patrick Foley	P
7	Joe Foucha	DB
5	Dorian Gerald	DL
18	Trent Gordon	DB
0	AJ Green	RB
50	Eric Gregory	DL
36	Jermain Hamilton-Jordan	DB
41	T.J. Hammonds	RB
47	Jordan Hanna	LB
59	Morgan Hanna	DL
83	Chris Harris	WR
56	Marcus Henderson	OL
27	Hayden Henry	LB
82	Hudson Henry	TE
94	Jon Hill	DL
4	Malik Hornsby	QB
31	Javion Hunt	RB
2	Ketron Jackson Jr.	WR
1	KJ Jefferson	QB
20	Dominique Johnson	RB
8	Jayden Johnson	DB
19	Khari Johnson	DB
39	Nathan Johnson	TE
9	John Stephen Jones	QB
70	Luke Jones	OL
87	Blake Kern	TE
7	Trey Knox	WR
62	Brady Latham	OL
42	Zach Lee	TE
55	Beaux Limmer	OL
29	Cam Little	K/P
13	Chase Lowery	DB
42	Sam Loy	P
65	Devon Manuel	OL
90	Marcus Miller	DL
31	Grant Morgan	LB
19	Tyson Morris	WR
93	Isaiah Nichols	DL
54	Austin Nix	OL
52	John Oehrlein	OL

NUMERICAL ROSTER

No.	Name	Pos.	Ht.	Wt.	Cl.	Exp.	Hometown (Previous School)
0	AJ Green	RB	5-11	200	Fr.	HS	Tulsa, Okla. (Union HS)
0	Markell Utsey	DL	6-4	290	R-Sr.*	TR	Little Rock, Ark. (Parkview HS/Missouri)
1	Jalen Catalon	DB	5-10	200	R-So.	1L	Mansfield, Texas (Mansfield Legacy HS)
1	KJ Jefferson	QB	6-3	245	R-So.	1L	Sardis, Miss. (North Panola HS)
2	Ketron Jackson Jr.	WR	6-2	205	Fr.	HS	Royse City, Texas (Royse City HS)
2	Myles Slusher	DB	6-0	185	So.	1L	Broken Arrow, Okla. (Broken Arrow HS)
3	Lucas Coley	QB	6-2	205	Fr.	HS	San Antonio, Texas (Cornerstone Christian School)
3	Nick Turner	DB	5-11	190	R-Fr.	RS	New Orleans, La. (Brother Martin HS)
4	Malik Chavis	DB	6-2	195	R-So.	1L	Rison, Ark. (Rison HS)
4	Malik Hornsby	QB	6-2	180	R-Fr.	RS	Missouri City, Texas (Ft. Bend Marshall HS)
5	Dorian Gerald	DL	6-3	265	R-Sr.*	2L	Florence, S.C. (College of the Canyons [Calif.])
5	Raheim Sanders	RB	6-2	225	Fr.	HS	Rockledge, Fla. (Rockledge HS)
6	Kendall Catalon	WR	5-9	185	R-Sr.	SQ	Mansfield, Texas (Southern)
6	Jacorrei Turner	DB	6-2	205	R-Fr.	RS	Atlanta, Ga. (Woodward Academy)
7	Joe Foucha	DB	5-11	205	Sr.	3L	New Orleans, La. (McDonogh 35 HS)
7	Trey Knox	WR	6-5	215	Jr.	2L	Murfreesboro, Tenn. (Blackman HS)
8	Jayden Johnson	DB	6-2	220	Fr.	HS	Cedartown, Ga. (Cedartown HS)
9	Greg Brooks Jr.	DB	5-11	185	Jr.	2L	Harvey, La. (West Jefferson HS)
9	John Stephen Jones	QB	5-11	205	R-Jr.	1L	Dallas, Texas (Highland Park HS)
10	Bumper Pool	LB	6-2	230	Sr.	3L	Lucas, Texas (Lovejoy HS)
10	De'Vion Warren	WR	5-10	195	Sr.*	4L	Monroe, La. (Ouachita Parish HS)
11	Jaquayln Crawford	WR	5-10	175	R-Jr.	TR	Rockdale, Texas (Rockdale HS/Oklahoma)
11	Mataio Soli	DL	6-4	245	Jr.	2L	Douglasville, Ga. (Douglas County HS)
13	Chase Lowery	DB	6-0	190	Fr.	HS	Frisco, Texas (Frisco HS)
13	Jaedon Wilson	WR	6-3	175	Fr.	HS	DeSoto, Texas (DeSoto HS)
14	Nathan Parodi	DB	5-9	175	R-Jr.	2L	Austin, Texas (Lake Travis HS)
14	Bryce Stephens	WR	6-0	180	Fr.	HS	Oklahoma City, Okla. (John Marshall HS)
15	Simeon Blair	DB	5-10	210	R-Jr.	2L	Pine Bluff, Ark. (Pine Bluff HS)
15	Landon Rogers	TE	6-4	210	Fr.	HS	Little Rock, Ark. (Parkview HS)
16	Treyton Burks	WR	6-3	225	Jr.	2L	Warren, Ark. (Warren HS)
16	Keuan Parker	DB	5-11	175	Fr.	HS	Tulsa, Okla. (Booker T. Washington HS)
17	Hudson Clark	DB	6-2	180	R-So.	1L	Dallas, Texas (Highland Park HS)
17	John David White	WR	5-11	185	R-So.	1L	Little Rock, Ark. (Pulaski Academy)
18	Trent Gordon	DB	5-11	190	R-Jr.	TR	Spring, Texas (Manvel HS/Penn State)
18	Kade Renfro	QB	6-3	210	R-Fr.	TR	Stephenville, Texas (Stephenville HS/Ole Miss)
19	Khari Johnson	DB	6-0	185	So.	1L	Boston, Mass. (Suffield Academy)
19	Tyson Morris	WR	6-1	205	R-Sr.*	3L	Helena-West Helena, Ark. (Fayetteville HS)
20	Dominique Johnson	RB	6-1	235	So.	1L	Crowley, Texas (Crowley HS)
20	Zach Zimos	DB	6-4	230	R-So.	1L	Sugar Land, Texas (Fort Bend Travis HS)
21	Montaric Brown	DB	6-0	190	R-Sr.	3L	Ashdown, Ark. (Ashdown HS)
21	Javion Hunt	RB	6-0	205	Fr.	HS	Oklahoma City, Okla. (Carl Albert HS)
22	Deon Edwards	LB	6-1	220	R-Sr.*	4L	Clermont, Fla. (Lake Minneola HS)
22	Trelon Smith	RB	5-9	190	R-Jr.	1L	Houston, Texas (Arizona State)
23	Devin Bush	DB	6-0	200	R-So.	SQ	New Orleans, La. (Edna Karr HS)
23	Josh Oglesby	RB	5-8	175	R-Jr.	SQ	Katy, Texas (Katy HS)
24	LaDarrius Bishop	DB	6-0	190	R-Jr.	2L	Ashdown, Ark. (Ashdown HS)
25	Marco Avant	LB	6-3	215	Fr.	HS	Forrest City, Ark. (Jonesboro HS)
26	Donte Buckner	RB	5-11	200	R-Fr.	RS	Pine Bluff, Ark. (White Hall HS)
26	Kevin Compton	DB	6-2	175	R-Fr.	RS	Pine Bluff, Ark. (Watson Chapel HS)
27	Hayden Henry	LB	6-2	225	Sr.*	4L	Little Rock, Ark. (Pulaski Academy)
28	Andrew Parker	LB	6-2	245	R-Jr.	2L	New Orleans, La. (Sophie B. Wright HS)
29	Cam Little	K/P	6-2	185	Fr.	HS	Moore, Okla. (Southmoore HS)
30	Reid Bauer	P	5-11	200	R-Jr.	1L	Magnolia, Texas (Magnolia HS)
31	Grant Morgan	LB	5-11	235	R-Sr.*	4L	Greenwood, Ark. (Greenwood HS)
32	Reid Turner	RB	5-10	190	R-So.	SQ	Farmington, Ark. (Farmington HS)
33	Kelin Burrle	LB	6-0	205	R-Fr.	RS	Harvey, La. (Helen Cox HS)
34	J.T. Towers	LB	6-4	210	R-Fr.	RS	Little Rock, Ark. (Joe T. Robinson HS)
35	Jake Yurachek	LB	6-0	230	R-Jr.	2L	Friendswood, Texas (Friendswood HS/Colorado)
36	Jermaine Hamilton-Jordan	DB	6-1	180	Fr.	HS	Kansas City, Mo. (Lincoln College Prep)
36	Erin Outley	TE	6-4	255	Fr.	HS	Little Rock, Ark. (Parkview HS)
37	Eric Thomas Jr.	DL	6-3	245	So.	1L	Pensacola, Fla. (Booker T. Washington HS)
38	Jon Conley	DB	6-0	175	R-So.	SQ	Fayetteville, Ark. (Fayetteville HS)
39	Nathan Johnson	TE	6-4	205	R-Fr.	RS	Little Rock, Ark. (Catholic HS)
40	Chris Paul Jr.	LB	6-1	240	Fr.	HS	Cordele, Ga. (Crisp County HS)
41	T.J. Hammonds	RB	5-10	195	R-Sr.*	4L	Little Rock, Ark. (Joe T. Robinson HS)
42	Zach Lee	TE	6-5	230	R-Fr.	HS	Bentonville, Ark. (Bentonville HS)
42	Sam Loy	P	6-1	195	R-Sr.*	2L	San Clemente, Calif. (Colorado)
43	Brooks Both	LB	6-0	230	R-Fr.	RS	Harrison, Ark. (Harrison HS)
44	Andy Boykin	DL	6-4	290	R-Fr.	RS	Lagrange, Ga. (Troup County HS)
45	Jackson Woodard	LB	6-3	235	R-Fr.	RS	Little Rock, Ark. (LR Christian Academy)
46	Francisco Castro	LS	6-1	210	Fr.	HS	Miami, Fla. (Columbus HS)
47	Jordan Hanna	LB	6-2	215	Fr.	HS	Greenwood, Ark. (Greenwood HS)

GAME 4: TEXAS A&M

NUMERICAL ROSTER

No.	Name	Pos.	Ht.	Wt.	Cl.	Exp.	Hometown (Previous School)
48	Jordan Silver	LS	6-1	235	R-Sr.	3L	Branson, Mo. (Branson HS)
49	McKinley Williams	LB	6-1	210	R-Jr.	2L	Sheridan, Ark. (Sheridan HS)
50	Cole Carson	OL	6-5	305	Fr.	HS	Bogata, Texas (Rivercrest HS)
50	Eric Gregory	DL	6-4	295	R-So.	1L	Memphis, Tenn. (IMG Academy)
51	Ricky Stromberg	OL	6-4	310	Jr.	2L	Tulsa, Okla. (Union HS)
52	John Oehrlein	OL	6-1	240	R-So.	SQ	Austin, Texas (Westlake HS)
52	Solomon Wright	DL	6-0	295	Fr.	HS	Vian, Okla. (Vian HS)
53	Ty'Kieast Crawford	OL	6-5	350	So.	TR	Carthage, Texas (Carthage HS/Charlotte)
54	Austin Nix	OL	6-2	325	R-Jr.	2L	Texarkana, Ark. (Arkansas HS)
55	Beaux Limmer	OL	6-5	300	R-So.	1L	Tyler, Texas (Tyler Lee HS)
55	Tre Williams	DL	6-5	255	R-Sr.	TR	Columbia, Mo. (Rock Bridge HS/Missouri)
56	Marcus Henderson	OL	6-5	290	R-Fr.	RS	Memphis, Tenn. (Memphis University School)
56	Zach Williams	DL	6-4	255	Jr.	2L	Little Rock, Ark. (Joe T. Robinson HS)
57	Shane Clinin	OL	6-6	325	R-Sr.	3L	Festus, Mo. (Jefferson HS)
58	Jashaud Stewart	DL	6-2	240	So.	1L	Jonesboro, Ark. (Jonesboro HS)
62	Brady Latham	OL	6-5	305	R-So.	1L	Jenks, Okla. (Jenks HS)
63	Terry Wells	OL	6-5	310	Fr.	HS	Parkin, Ark. (Wynne HS)
65	Devon Manuel	OL	6-9	370	Fr.	HS	Sunset, La. (Beau Chene HS)
66	Ty Clary	OL	6-4	315	Sr.*	4L	Fayetteville, Ark. (Fayetteville HS)
67	Josh Street	OL	6-6	290	Fr.	HS	Bentonville, Ark. (Bentonville HS)
70	Luke Jones	OL	6-5	310	R-Jr.	1L	Little Rock, Ark. (Pulaski Academy/Notre Dame)
71	Ryan Winkel	OL	6-6	310	R-Jr.	2L	Memphis, Tenn. (Christian Brothers HS)
72	Drew Vest	OL	6-6	315	R-So.	SQ	Searcy, Ark. (Searcy HS)
74	Jalen St. John	OL	6-5	330	R-Fr.	RS	St. Louis, Mo. (Trinity Catholic HS)
75	Ray Curry Jr.	OL	6-5	315	R-Fr.	RS	Memphis, Tenn. (White Station HS)
76	Myron Cunningham	OL	6-6	325	R-Sr.*	2L	Warren, Ohio (Iowa Central CC)
78	Dalton Wagner	OL	6-9	330	R-Sr.	3L	Spring Grove, Ill. (Richmond Burton HS)
79	Dylan Rathcke	OL	6-5	300	R-So.	SQ	Baton Rouge, La. (University Lab HS)
80	Matthew Phillips	K/P	5-10	175	R-Jr.	1L	Brentwood, Tenn. (Brentwood HS)
80	Collin Sutherland	TE	6-5	245	R-Fr.	RS	Flower Mound, Texas (Marcus HS)
81	Darin Turner	WR	6-3	205	R-Fr.	RS	Memphis, Tenn. (Central HS)
82	Hudson Henry	TE	6-5	255	R-So.	1L	Little Rock, Ark. (Pulaski Academy)
83	Chris Harris	WR	5-10	190	R-Fr.	SQ	Dumas, Ark. (Dumas HS)
84	Warren Thompson	WR	6-3	205	R-Jr.	TR	Seffner, Fla. (Armwood HS/Florida State)
85	Harper Cole	WR	5-9	180	R-Fr.	RS	Aurora, Ill. (Waubonsie Valley HS)
87	Blake Kern	TE	6-4	265	R-Sr.*	3L	Lamar, Ark. (Lamar HS)
89	Nathan Bax	TE	6-4	255	R-So.	1L	Jefferson City, Mo. (Helias Catholic HS/III. St.)
90	Vito Calvaruso	K	6-2	200	So.	1L	Jefferson City, Mo. (Helias Catholic HS)
90	Marcus Miller	DL	6-5	295	R-So.	1L	Warren, Ark. (Warren HS)
91	Taurean Carter	DL	6-3	305	R-So.	1L	Mansfield, Texas (Mansfield Legacy HS)
92	Cameron Ball	DL	6-5	310	Fr.	HS	Atlanta, Ga. (Tri-Cities HS)
93	Isaiah Nichols	DL	6-3	300	R-Jr.	2L	Springdale, Ark. (Springdale HS)
94	Patrick Foley	P	6-3	200	Fr.	HS	Omaha, Neb. (Creighton Prep)
94	Jon Hill	DL	6-5	250	Fr.	HS	Dumas, Ark. (Dumas HS)
95	Morgan Hanna	DL	6-4	245	R-So.	SQ	Greenwood, Ark. (Greenwood HS)
97	Jalen Williams	DL	6-3	310	Jr.	TR	Tylertown, Miss. (Tylertown HS/Jones College)
99	John Ridgeway	DL	6-6	320	R-Sr.	TR	Bloomington, Ill. (Bloomington HS/III. St.)

Roster by Class: Senior - 21 | Junior - 25 | Sophomore - 27 | Freshman - 46

FOOTBALL STAFF

Coaching Staff

Sam Pittman Head Coach.....	2nd Season
Barry Odom Assoc. Head Coach/DC/Safeties.....	2nd Season
Scott Fountain Asst. HC/Special Teams Coord.....	2nd Season
Kendal Briles Offensive Coordinator/QBs.....	2nd Season
Jermial Ashley Defensive Line.....	1st Season
Sam Carter Cornerbacks.....	2nd Season
Kenny Guiton Wide Receivers.....	1st Season
Cody Kennedy Offensive Line.....	1st Season
Dowell Loggains Tight Ends.....	1st Season
Michael Scherer Linebackers.....	2nd Season
Jimmy Smith Running Backs.....	2nd Season

Graduate Assistants

Scott Winterton Special Teams.....	2nd Season
Demerick Gary Defense.....	1st Season
KreSean Reed Defense.....	2nd Season
Ryan Yurachek Offense.....	2nd Season
Alex Norton Video.....	1st Season
Austin Van Poucke Operations.....	3rd Season

Quality Control

Michael Anthony Offense.....	2nd Season
Mark Cala Offense.....	2nd Season
Kenji Jackson Defense.....	2nd Season
Mike Krysl Special Teams.....	2nd Season
Collin Geier Defense.....	1st Season
Jake Trump Defense.....	2nd Season

Support Staff

Patrick Doherty Football Operations.....	2nd Season
Amanda Gilpin Asst. Football Operations.....	2nd Season
Jamil Walker Strength & Conditioning.....	2nd Season
Ed Ellis Assoc. Strength & Conditioning.....	2nd Season
Dave Polanski Athletic Training.....	4th Season
Dustin Shippey Video.....	2nd Season
Jake Rosch Equipment.....	8th Season
Butler Benton Recruiting/Player Personnel.....	1st Season
Fernando Velasco Player Development.....	2nd Season

ALPHABETICAL ROSTER

No.	Name	Pos.
23	Josh Oglesby.....	RB
36	Erin Outley.....	TE
28	Andrew Parker.....	LB
16	Keuan Parker.....	DB
28	Andrew Parker.....	LB
14	Nathan Parodi.....	DB
40	Chris Paul Jr.....	LB
80	Matthew Phillips.....	P
10	Bumper Pool.....	LB
79	Dylan Rathcke.....	OL
18	Austin Renfro.....	QB
99	John Ridgeway.....	DL
15	Landon Rogers.....	TE
5	Raheim Sanders.....	RB
48	Jordan Silver.....	LS
2	Myles Slusher.....	DB
22	Trelon Smith.....	RB
11	Mataio Soli.....	DL
74	Jalen St. John.....	OL
14	Bryce Stephens.....	WR
58	Jashaud Stewart.....	DL
67	Josh Street.....	OL
51	Ricky Stromberg.....	OL
80	Collin Sutherland.....	TE
37	Eric Thomas Jr.....	DL
84	Warren Thompson.....	WR
34	J.T. Towers.....	LB
81	Darin Turner.....	WR
6	Jacorrei Turner.....	LB
3	Nick Turner.....	DB
32	Reid Turner.....	RB
0	Markell Utsey.....	DL
72	Drew Vest.....	OL
78	Dalton Wagner.....	OL
10	De'Vion Warren.....	WR
63	Terry Wells.....	OL
17	John David White.....	WR
97	Jalen Williams.....	DL
49	McKinley Williams.....	LB
55	Tre Williams.....	DL
56	Zach Williams.....	DL
13	Jaedon Wilson.....	WR
71	Ryan Winkel.....	OL
45	Jackson Woodard.....	LB
52	Solomon Wright.....	DL
35	Jake Yurachek.....	LB
20	Zach Zimos.....	DB

PRONUNCIATIONS

Kelin Burrie.....	KEY-lin buri
Treyton Burks.....	tray-luhn
Taurean Carter.....	Tore-ee-an
Jaquayln Crawford.....	ja-kway-lin
Ty'Kieast Crawford.....	ty-KEAST
Joe Foucha.....	foo-SHAY
Malik Hornsby.....	ma-leek
Khari Johnson.....	kah-ree
Keuan Parker.....	kee-wahn
Nathan Parodi.....	pa-ro-DEE
Dylan Rathcke.....	wrath-key
Trelon Smith.....	tray-lawn
Mataio Soli.....	mah-TYE-oh
Jashaud Stewart.....	ja-shawd
Markell Utsey.....	UTT-see
Zach Zimos.....	ZIE-mus



JALEN CATALON

1

Defensive Back | 5-10 | 200 | R-Sophomore
Mansfield, Texas | Mansfield Legacy HS

QUICK HITS

- Recorded first career two interception game in the season-opener against Rice and totaled 83 interception return yards, the most by a Razorback since Rohan Gaines (100 yards) against Ole Miss in 2014.
- 2020 Thorpe Award Semifinalist, only 2nd in school history, joining NFL Hall of Famer Steve Atwater.
- Led the country in tackles by a freshman in 2020.
- Tied for the team lead in interceptions in 2020.
- Picked off his first career pass vs. Ole Miss in 2020, returning it for a TD in win.
- Brother Kendall Catalon is a wide receiver for the Razorbacks.

CAREER STATS

	GP/GS	UA	A	TOT	TFL-YDS	SCK-YDS	FF	FR-YDS	INT-YDS	QBH	BRUP
2019	4/0	3	3	6	0.0-0	0.0-0	1	0-0	0-0	0	1
2020	9/8	51	48	99	2.0-7	0.0-0	2	1-0	3-44	0	4
2021	3/3	15	13	28	1.0-2	0.0-0	0	0-0	2-83	0	3
TOTAL	17/12	69	64	133	3.0-9	0.0-0	3	1-0	5-127	0	8

GAME-BY-GAME STATS

	GP/GS	UA	A	TOT	TFL-YDS	SCK-YDS	FF	FR-YDS	INT-YDS	QBH	BRUP
RICE	1/1	6	5	11	1.0-2	0.0-0	0	0-0	2-83	0	0
TEXAS	1/1	3	5	8	0.0-0	0.0-0	0	0-0	0-0	0	1
GEORGIA SOUTHERN 1/1	6	3	9	0.0-0	0.0-0	0	0-0	0-0	0-0	0	2

vs. Texas A&M

at Georgia

at Ole Miss

AUBURN

UAPB

MISSISSIPPI STATE

at LSU

at Alabama

MISSOURI

TOTAL

SEASON HIGHS

Tackles	11 vs. Rice (9/4/21)
Tackles For Loss	1.0 vs. Rice (9/4/21)
Sacks	
QB Hurries	1 vs. Texas (9/11/21)
Pass Breakups	2 vs. Georgia Southern (9/18/21)
Forced Fumbles	
Fumble Recoveries	
Interceptions	2 vs. Rice (9/4/21)

CAREER HIGHS

Tackles	16 vs. LSU (11/21/20)
Double Figure Tackle Games	7 last vs. Rice (9/4/21)
Tackles For Loss	1.5 vs. LSU (11/21/20)
Sacks	
QB Hurries	
Pass Breakups	2 (2x) last vs. Georgia Southern (9/18/21)
Forced Fumbles	1 (3x) last vs. Tennessee (11/7/20)
Fumble Recoveries	1 vs. Ole Miss (10/17/20)
Interceptions	2 vs. Rice (9/4/21)



KJ JEFFERSON

1

Quarterback | 6-3 | 245 | R-Sophomore
Sardis, Miss. | North Panola HS

QUICK HITS

- Threw for a career-high 366 yards against Georgia Southern on 13 completions, became only the fifth FBS QB since 2000 to throw for over 365 yards on 13 or fewer completions.
- In the Georgia Southern game, hooked up with WR Treyton Burks for a 91-yard TD, the second longest TD scoring pass play in school history.
- Posted a career-highs of 89 rushing yards and two TDs against Rice. First Arkansas player to run for at least 2 TDs and throw for a TD since Rawleigh Williams against Miss. St. in 2014.
- 38 yard run against Rice was the longest by an Arkansas QB since Matt Jones' 72-yard run against Ole Miss in 2004.
- Named season opening starter for the first time in his career.
- Last year against Missouri, became the first Arkansas QB to throw for at least 270 yards with three passing TDs and at least one rushing TD since 2010 in his only start of the year.
- In 2019 made first career start against then-No 1 LSU.
- Consensus four-star prospect. and rated No. 4 dual-threat QB nationally by 247Sports and No. 12 player in Mississippi by Rivals.

CAREER STATS

	PASSING							RUSHING				
	GP/GS	COMP	ATT	PCT	YDS	TD	INT	LNG	ATT	YDS	AVG	TD
2019	3/1	14	31	45.2	197	0	1	38	30	58	1.9	2
2020	5/1	20	41	48.8	295	3	0	68	28	67	2.4	2
2021	3/3	39	63	61.9	632	4	2	91	24	180	7.5	2
TOTAL	11/5	73	135	54.0	1,124	7	3	91	82	305	3.7	6

GAME-BY-GAME STATS

	PASSING								RUSHING				
	GP/GS	COMP	ATT	PCT	YDS	TD	INT	LNG	ATT	YDS	AVG	TD	LNG
RICE	1/1	12	21	57.1	128	1	1	31	9	89	5.9	2	38
TEXAS	1/1	14	19	73.7	138	0	1	45	10	73	7.3	0	37
GEORGIA SOUTHERN	1/1	13	23	56.5	366	3	0	91	5	18	3.6	0	17

vs. Texas A&M

at Georgia

at Ole Miss

AUBURN

UAPB

MISSISSIPPI STATE

at LSU

at Alabama

MISSOURI

TOTAL

SEASON HIGHS

Pass Attempts	23 vs. Georgia Southern (9/18/21)
Completions	14 vs. Texas (9/11/21)
Pass Yards	366 vs. Georgia Southern (9/18/21)
Pass TDs	3 vs. Georgia Southern (9/18/21)
Long Pass	91 vs. Georgia Southern (9/18/21)
Completion %	73.7 vs. Texas (9/11/21)
Rushes	10 vs. Texas (9/11/21)
Rush Yards	89 vs. Rice (9/4/21)
Rush TDs	2 vs. Rice (9/4/21)
Long Rush	38 vs. Rice (9/4/21)

CAREER HIGHS

Pass Attempts	33 at Missouri (12/5/20)
Completions	18 at Missouri (12/5/20)
Pass Yards	366 vs. Georgia Southern (9/18/21)
Pass TDs	3 (2x) last vs. Georgia Southern (9/18/21)
Long Pass	91 vs. Georgia Southern (9/18/21)
Completion %	73.7 vs. Texas (9/11/21)
Rushes	16 vs. Western Kentucky (11/9/19)
Rush Yards	89 vs. Rice (9/4/21)
Rush TDs	2 vs. Rice (9/4/21)
Long Rush	38 vs. Rice (9/4/21)



JOE FOUCHA

7

Defensive Back | 5-11 | 205 | Senior
New Orleans, La. | McDonogh 35 HS

QUICK HITS

- Team's fourth leading tackler in 2020, tied with Greg Brooks Jr. with 3.0 TFL to lead Arkansas defensive backs.
- Had 10 stops in Arkansas win over Ole Miss in 2020, the team's first home win over an SEC opponent since 2016.
- Intercepted a career-high two passes last year in win at Mississippi State, earning SEC co-Defensive Player of the Week.
- House flooded during Hurricane Katrina - moved to Texas, moved back to NOLA later.

CAREER STATS

	GP/GS	UA	A	TOT	TFL-YDS	SCK-YDS	FF	FR-YDS	INT-YDS	QBH	BRUP
2018	9/1	6	5	11	0.0-0	0.0-0	0	0-0	0-0	0	0
2019	12/12	44	43	87	1.0-2	0.0-0	0	1-0	1-20	1	4
2020	10/8	18	42	60	3.0-6	1.0-1	1	1-0	2-26	0	3
2021	3/3	6	12	18	1.5-4	0.0-0	0	0-0	0-0	0	1
TOTAL	34/24	74	102	176	5.5-12	1.0-1	1	2-0	3-46	1	8

GAME-BY-GAME STATS

	GP/GS	UA	A	TOT	TFL-YDS	SCK-YDS	FF	FR-YDS	INT-YDS	QBH	BRUP
RICE	1/1	2	3	5	0.0-0	0.0-0	0	0-0	0-0	0	1
TEXAS	1/1	2	6	8	1.5-4	0.0-0	0	0-0	0-0	0	0
GEORGIA SOUTHERN	1/1	2	3	5	0.0-0	0.0-0	0	0-0	0-0	0	0
vs. Texas A&M											
at Georgia											
at Ole Miss											
AUBURN											
UAPB											
MISSISSIPPI STATE											
at LSU											
at Alabama											
MISSOURI											
TOTAL											

SEASON HIGHS

Tackles	8 vs. Texas (9/11/21)
Tackles For Loss	1.5 vs. Texas (9/11/21)
Sacks	
QB Hurries	
Pass Breakups	1 vs. Rice (9/4/21)
Forced Fumbles	
Interceptions	

CAREER HIGHS

Tackles	13 at Alabama (10/26/19)
Double-Digit Tackle Games	2 last vs. Ole Miss (10/17/20)
Tackles For Loss	1.5 vs. Texas (9/11/21)
Sacks	1.0 vs. Tennessee (11/7/20)
QB Hurries	1 vs. San Jose State (9/21/19)
Pass Breakups	2 vs. Portland State (8/31/19)
Forced Fumbles	1 vs. LSU (11/21/20)
Interceptions	2 at Mississippi State (10/3/20)



TREY KNOX

7

Wide Receiver | 6-5 | 215 | Junior
Murfreesboro, Tenn. | Blackman HS

QUICK HITS

- 1 of 2 returning Arkansas wide receivers to play in all 10 games in 2020 (Tyson Morris).
- Finished fourth on the team in 2019 in both catches (28) and yards (385).
- Among SEC freshman, finished third in the league in receiving yards (385), receiving yards per game (35.0) and receptions per game (2.54).
- 49-yard catch in 2019 against Ole Miss was the longest by an Arkansas true freshman since Hunter Henry (2013).
- Loves country music - big Luke Bryan fan.

CAREER STATS

	GP/GS	REC	YDS	AVG	TD	LNG	ATT	YDS	AVG	TD	LNG
2019	11/11	28	385	13.8	3	49	0	0	0.0	0	0
2020	10/6	7	70	10.0	0	12	0	0	0.0	0	0
2021	3/0	0	0	0.0	0	0	0	0	0.0	0	0
TOTAL	24/17	35	455	13.0	3	49	0	0	0.0	0	0

GAME-BY-GAME STATS

	GP/GS	REC	YDS	AVG	TD	LNG	ATT	YDS	AVG	TD	LNG
RICE	1/0	0	0	0.0	0	0	0	0	0.0	0	0
TEXAS	1/0	0	0	0.0	0	0	0	0	0.0	0	0
GEORGIA SOUTHERN	1/0	0	0	0.0	0	0	0	0	0.0	0	0
vs. Texas A&M											
at Georgia											
at Ole Miss											
AUBURN											
UAPB											
MISSISSIPPI STATE											
at LSU											
at Alabama											
MISSOURI											
TOTAL											

SEASON HIGHS

Receptions	
Receiving Yards	
Receiving Touchdowns	
Long Reception	

CAREER HIGHS

Receptions	8 vs. San Jose State (9/21/19)
Receiving Yards	90 vs. Colorado State (9/14/19)
Receiving Touchdowns	1 (23) last vs. Missouri (11/29/19)
Long Reception	49 at Ole Miss (9/7/19)



GREG BROOKS JR.

9

Defensive Back | 5-11 | 185 | Junior
Harvey, La | West Jefferson HS

QUICK HITS

- Finished the 2020 season sixth on the team in tackles.
- Scored a pick six in 2020's first win at Mississippi State.
- DNP in 2020 finale against Alabama, only missed game of his career.
- Intercepted first career pass in the 2019 season finale against Missouri.
- Dad, Greg Brooks Sr., played collegiately as a DB at Michigan and Southern Miss before being drafted in the sixth round of the 2004 NFL Draft by Cincinnati.

CAREER STATS

	GP/GS	UA	A	TOT	TFL-YDS	SCK-YDS	FF	FR-YDS	INT-YDS	QBH	BRUP
2019	12/12	13	12	25	0.0-0	0.0-0	0	0-0	1-6	1	3
2020	9/8	22	17	39	2.0-5	0.0-0	0	0-0	2-79	2	1
2021	3/3	5	6	11	1.5-6	0.0-0	0	1-6	0-0	1	0
TOTAL	24/23	40	34	75	3.5-11	0.0-0	0	1-6	3-85	4	4

GAME-BY-GAME STATS

	GP/GS	UA	A	TOT	TFL-YDS	SCK-YDS	FF	FR-YDS	INT-YDS	QBH	BRUP
RICE	1/1	3	3	6	0.5-0	0.0-0	0	0-0	0-0	0	0
TEXAS	1/1	1	1	2	0.0-0	0.0-0	0	1-6	0-0	1	0
GEORGIA SOUTHERN	1/1	1	2	3	1.0-6	0.0-0	0	0-0	0-0	0	0
vs. Texas A&M											
at Georgia											
at Ole Miss											
AUBURN											
UAPB											
MISSISSIPPI STATE											
at LSU											
at Alabama											
MISSOURI											
TOTAL											

SEASON HIGHS

Tackles	6 vs. Rice (9/4/21)
Tackles For Loss	1.0 vs. Georgia Southern (9/18/21)
Sacks	
QB Hurries	1 vs. Texas (9/11/21)
Interceptions	
Pass Breakups	
Forced Fumbles	
Fumble Recoveries	1 vs. Texas (9/11/21)

CAREER HIGHS

Tackles	7 vs. Ole Miss (10/17/20)
Tackles For Loss	1.5 vs. Ole Miss (10/17/20)
Sacks	
QB Hurries	1 (4x) last vs. Texas (9/11/21)
Interceptions	1 (3x) last vs. Ole Miss (10/17/20)
Interception Return Yards	69 at Mississippi State (10/3/20)
Pass Breakups	2 at Ole Miss (9/07/19)
Forced Fumbles	
Fumble Recoveries	1 vs. Texas (9/11/21)



BUMPER POOL

10

Linebacker | 6-2 | 230 | Senior
Lucas, Texas | Lovejoy HS

QUICK HITS

- Led the team with 14 tackles in the season opener against Rice, despite being disqualified in the second half for targeting.
- One of nine players in the country to log more than 190 tackles over the last two seasons (2019-20).
- Finished second on the team last year in tackles.
- Totaled a career-high 20 tackles at Mississippi State last year, the most by a Razorback since 2010 and earned SEC co-Defensive Player of the Week.
- Father, sister, grandfather, two aunts and two cousins are all graduates of Arkansas.
- Sister, Maddie, is the Arkansas Assistant Director of On-Campus Recruiting.

CAREER STATS

	GP/GS	UA	A	TOT	TFL-YDS	SCK-YDS	FF	FR-YDS	INT-YDS	QBH	BRUP
2018	10/4	14	15	29	2.5-4	0.0-0	0	1-60	0-0	1	4
2019	12/12	38	56	94	6.5-12	0.5-3	0	0-0	0-0	1	5
2020	9/9	40	61	101	6.5-11	0.5-3	0	0-0	0-0	1	5
2021	3/1	7	23	30	2.0-2	0.0-0	0	0-0	0-0	0	0
TOTAL	34/26	100	155	254	17.5-29	1.0-6	0	1-60	0-0	3	14

GAME-BY-GAME STATS

	GP/GS	UA	A	TOT	TFL-YDS	SCK-YDS	FF	FR-YDS	INT-YDS	QBH	BRUP
RICE	1/1	3	11	14	1.5-2	0.0-0	0	0-0	0-0	0	0
TEXAS	1/0	1	9	10	0.0-0	0.0-0	0	0-0	0-0	0	0
GEORGIA SOUTHERN	1/0	3	3	6	0.5-0	0.0-0	0	0-0	0-0	0	0
vs. Texas A&M											
at Georgia											
at Ole Miss											
AUBURN											
UAPB											
MISSISSIPPI STATE											
at LSU											
at Alabama											
MISSOURI											
TOTAL											

SEASON HIGHS

Tackles	14 vs. Rice (9/4/21)
Tackles For Loss	1.5 vs. Rice (9/4/21)
Sacks	
Interceptions	
Interception Return Yards	
QB Hurries	
Pass Breakups	
Forced Fumbles	
Fumble Recoveries	

CAREER HIGHS

Tackles	20 at Mississippi State (10/3/20)
Tackles For Loss	3.0 at Texas A&M (10/31/20)
Double-Digit Tackle Games	11 last vs. Texas (9/11/21)
Sacks	0.5 (2x) last vs. Georgia (9/26/20)
QB Hurries	1 (3x) last vs. Tennessee (11/7/20)
Interceptions	
Interception Return Yards	
Pass Breakups	2 at Mississippi State (10/3/20)
Forced Fumbles	1 at Colorado State (9/8/18)
Fumble Recoveries	1 vs. Eastern Illinois (9/1/18)



De'VION WARREN

10

Wide Receiver | 5-10 | 186 | Senior
Monroe, La. | Ouachita Parish HS

QUICK HITS

- Set career highs in every receiving statistic in 2020, played in 7 games, tore ACL at Florida.
- Recorded his first career 100-yard game with 100 yards on four catches, including a TD last year in the win at Mississippi State.
- Career 25.0 kickoff return average ranks third in school history behind Dickey Morton (26.14, 1971-73) and Felix Jones (28.2, 2005-07).
- 28.5 kickoff return average in 2018 ranks third for a single-season in program history and his 26.4 kickoff return average in 2017 ranks fourth.
- Totaled 1,500 career return yards, the third most in program history behind Felix Jones

CAREER STATS

	RECEIVING					RUSHING					KICK RETURN				
	GP/GS	REC	YDS	AVG	TD	LNG	ATT	YDS	AVG	TD	LNG	RET	YDS	TD	LNG
2017	12/0	1	5	5.0	0	5	2	10	5.0	0	6	29	765	1	100
2018	9/0	3	14	4.7	1	0	2	-3	-1.5	0	10	14	399	0	78
2019	9/0	4	19	4.8	0	15	5	51	10.2	0	17	16	326	0	37
2020	7/6	15	278	18.5	3	52	4	35	8.8	0	22	6	120	0	32
2021	3/3	6	89	14.8	0	44	0	0	0.0	0	0	0	0	0	0
TOTAL	40/9	29	405	14.0	4	52	13	93	7.2	0	22	65	1610	1	100

GAME-BY-GAME STATS

	RECEIVING					RUSHING					KICK RETURN				
	GP/GS	REC	YDS	AVG	TD	LNG	ATT	YDS	AVG	TD	LNG	RET	YDS	TD	LNG
RICE	1/1	2	14	7.0	0	10	0	0	0.0	0	0	0	0	0	0
TEXAS	1/1	1	8	8.0	0	8	0	0	0.0	0	0	0	0	0	0
GEORGIA SOUTHERN	1/1	3	67	22.3	0	44	0	0	0.0	0	0	0	0	0	0
vs. Texas A&M															
at Georgia															
at Ole Miss															
AUBURN															
UAPB															
MISSISSIPPI STATE															
at LSU															
at Alabama															
MISSOURI															
TOTAL															

SEASON HIGHS

Receptions	3 vs. Georgia Southern (9/18/21)
Receiving Yards	67 vs. Georgia Southern (9/18/21)
Receiving Touchdowns	
Long Reception	44 vs. Georgia Southern (9/18/21)
Rushes	
Rushing Yards	
Rushing Touchdowns	
Long Rush	
Punt Returns	
Long Punt Return	
Kickoff Returns	
Kickoff Return Yards	
Kickoff Return Touchdowns	

CAREER HIGHS

Receptions	4 at Mississippi State (10/3/20)
Receiving Yards	100 at Mississippi State (10/3/20)
Receiving Touchdowns	1 (2x) last at Mississippi State (10/3/20)
Long Reception	52 at Mississippi State (10/3/20)
Rushes	3 vs. Portland State (8/31/19)
Rushing Yards	41 vs. Tennessee (11/7/20)
Rushing Touchdowns	None
Long Rush	22 vs. Tennessee (11/7/20)
Punt Returns	None
Long Punt Return	None
Kickoff Returns	5 (2x) last vs. Coastal Carolina (11/4/17)
Kickoff Return Yards	141 at Ole Miss (10/28/17)
Kickoff Return Touchdowns	1 vs. Auburn (10/21/17)



TREYLON BURKS

16

Wide Receiver | 6-3 | 225 | Junior
Warren, Ark. | Warren HS

QUICK HITS

- Totaled 127 receiving yards vs. Georgia Southern, his fifth career 100+ yard game.
- Had a 91-yard TD catch vs. Georgia Southerh, the second-longest scoring pass play in school history.
- Caught 10 passes for a career-best 206 yards at Missouri, first Razorback since 2012 to eclipse 200 receiving yards in a game.
- First Razorback to record a receiving TD in three straight games since Jonathan Nance in 2017.
- TD grab vs. Ole Miss was No. 1 on SportsCenter that night.
- Posted a career day in win vs. Ole Miss with 11 catches, 137 yards, a TD and 46 yards rushing - first Razorback with 10+ catches since 2012.
- Recorded his first career TD and 100-yard game in opener vs. No. 4 Georgia.
- Finished second in 2019 among SEC freshman in receiving yards per catch (16.4 ypc) and yards per game (43.2 ypg).
- Was second on the team in 2019 with 866 all-purpose yards.
- Became the first Arkansas true freshman receiver with 400+ yards in a season since Marcus Monk (569) in 2004.

CAREER STATS

	RECEIVING					RUSHING				
	GP/GS	REC	YDS	AVG	TD	LNG	ATT	YDS	AVG	TD
2019	11/9	29	475	16.4	0	38	9	35	3.9	0
2020	9/9	51	820	16.1	7	68	15	75	5.0	0
2021	3/3	13	206	15.8	1	91	2	2	0.0	0
TOTAL	23/21	93	1,501	16.1	8	91	26	110	4.2	0

GAME-BY-GAME STATS

	RECEIVING					RUSHING				
	GP/GS	REC	YDS	AVG	TD	LNG	ATT	YDS	AVG	TD
RICE	1/1	5	42	8.4	0	17	1	-2	-2.0	0
TEXAS	1/1	5	37	7.4	0	20	0	0	0.0	0
GEORGIA SOUTHERN	1/1	3	127	42.3	1	91	1	2	2.0	0
vs. Texas A&M										
at Georgia										
at Ole Miss										
AUBURN										
UAPB										
MISSISSIPPI STATE										
at LSU										
at Alabama										
MISSOURI										
TOTAL										

SEASON HIGHS

Receptions	5 (2x) last vs. Texas (9/11/21)
Receiving Yards	127 vs. Georgia Southern (9/18/21)
Receiving Touchdowns	1 vs. Georgia Southern (9/18/21)
Long Reception	91 vs. Georgia Southern (9/18/21)
Rushes	1 (2x) last vs. Georgia Southern (9/18/21)
Rushing Yards	2 vs. Georgia Southern (9/18/21)
Long Rush	2 vs. Georgia Southern (9/18/21)

CAREER HIGHS

Receptions	11 vs. Ole Miss (10/17/20)
Receiving Yards	206 at Missouri (12/5/20)
Receiving Touchdowns	2 at Texas A&M (10/31/20)
Long Reception	91 vs. Georgia Southern (9/18/21)
Rushes	4 (4x) last vs. Ole Miss (10/17/20)
Rushing Yards	46 vs. Ole Miss (10/17/20)
Long Rush	18 vs. Ole Miss (10/17/20)



TYSON MORRIS

19

Wide Receiver | 6-1 | 205 | R-Senior
Helena-West Helena, Ark. | Central Oklahoma



QUICK HITS

- Ranks third in the SEC and 12th nationally averaging 24.7 yards per catch.
- Made first career start against Rice and made a 9-yard TD reception.
- Finished fourth on the team in 2019 with 11.9 ypc.
- Began Arkansas career as walk-on, placed on scholarship in August 2019.
- Father, Isaiah Morris, played basketball at Arkansas from 1990-92 - drafted by Miami Heat.
- Won the Arkansas Class 7A state championship as a senior in 2015
- Transferred from Central Oklahoma in 2017.

CAREER STATS

	GP/GS	RECEIVING				LNG	RUSHING				LNG
		REC	YDS	AVG	TD		ATT	YDS	AVG	TD	
2018	11/0	4	30	7.5	1	11	0	0	0.0	0	0
2019	11/0	13	155	11.9	1	30	0	0	0.0	0	0
2020	10/0	7	67	9.6	1	17	0	0	0.0	0	0
2021	3/3	6	148	24.7	2	47	0	0	0.0	0	0
TOTAL	35/3	30	400	13.3	5	47	0	0	0.0	0	0

GAME-BY-GAME STATS

	GP/GS	RECEIVING				LNG	RUSHING				LNG
		REC	YDS	AVG	TD		ATT	YDS	AVG	TD	
RICE	1/1	3	42	14.0	1	31	0	0	0.0	0	0
TEXAS	1/1	1	45	45.0	0	45	0	0	0.0	0	0
GEORGIA SOUTHERN	1/1	2	61	30.5	1	47	0	0	0.0	0	0
vs. Texas A&M											
at Georgia											
at Ole Miss											
AUBURN											
UAPB											
MISSISSIPPI STATE											
at LSU											
at Alabama											
MISSOURI											
TOTAL											

SEASON HIGHS

Receptions 3 vs. Rice (9/4/21)
 Receiving Yards 61 vs. Georgia Southern (9/18/21)
 Receiving Touchdowns 1 vs. Rice (9/4/21)
 Long Reception 47 vs. Georgia Southern (9/18/21)

CAREER HIGHS

Receptions 4 vs. San Jose State (9/21/19)
 Receiving Yards 61 vs. Georgia Southern (9/18/21)
 Receiving Touchdowns 1 (5x) last vs. Georgia Southern (9/18/21)
 Long Reception 47 vs. Georgia Southern (9/18/21)



MONTARIC BROWN

21

Defensive Back | 6-0 | 190 | R-Senior
Ashdown, Ark. | Ashdown HS

QUICK HITS

- Intercepted his third career pass in the season opener against Rice.
- Picked off his second career pass in 2020 season opener vs. No. 4 Georgia.
- Finished the 2019 season tied for fifth on the team in tackles (39).
- Recorded a career-best six tackles in the 2019 season finale against Missouri.
- Picked off Texas A&M QB Kellen Mond in the end zone for his first career INT against Texas A&M.
- Nickname - Buster - given to him by HS coach & town of Ashdown, Ark.
- Consensus four-star prospect and No. 1 player in Arkansas.

CAREER STATS

	GP/GS	UA	A	TOT	TFL-YDS	SCK-YDS	FF	FR-YDS	INT-YDS	QBH	BRUP
2018	11/3	8	1	9	0.0-0	0.0-0	0	0-0	0-0	0	1
2019	10/10	25	14	39	1.0-3	0.0-0	0	1-0	1-12	0	3
2020	8/8	20	11	31	2.0-7	0.0-0	1	0-0	1-0	1	6
2021	3/3	5	4	9	0.0-0	0.0-0	0	0-0	1-5	0	0
TOTAL	32/24	58	30	88	3.0-10	0.0-0	1	1-0	3-17	0	10

GAME-BY-GAME STATS

	GP/GS	UA	A	TOT	TFL-YDS	SCK-YDS	FF	FR-YDS	INT-YDS	QBH	BRUP
RICE	1/1	1	2	3	0.0-0	0.0-0	0	0-0	1-5	0	0
TEXAS	1/1	1	1	2	0.0-0	0.0-0	0	0-0	0-0	0	0
GEORGIA SOUTHERN	1/1	3	1	4	0.0-0	0.0-0	0	0-0	0-0	0	0
vs. Texas A&M											
at Georgia											
at Ole Miss											
AUBURN											
UAPB											
MISSISSIPPI STATE											
at LSU											
at Alabama											
MISSOURI											
TOTAL											

SEASON HIGHS

Tackles 4 vs. Georgia Southern (9/18/21)
 Double-Figure Tackle Games
 Tackles For Loss
 Sacks
 Interceptions 1 vs. Rice (9/4/21)
 Interception Return Yards 5 vs. Rice (9/4/21)
 QB Hurries
 Pass Breakups
 Forced Fumbles

CAREER HIGHS

Tackles 6 (2x) last vs. Alabama (12/12/20)
 Double-Figure Tackle Games
 Tackles For Loss 1.0 (3x) last at Florida (11/14/20)
 Sacks
 Interceptions 1 (3x) last vs. Rice (9/4/21)
 Interception Return Yards 12 vs. Texas A&M (9/28/19)
 QB Hurries
 Pass Breakups 2 (2x) last at Missouri (12/5/20)
 Forced Fumbles 1 vs. LSU (11/21/20)



TRELON SMITH

22

Running Back | 5-9 | 190 | R-Junior
Houston, Texas | Arizona State

QUICK HITS

- Started the season opener for the first time in his career against Rice and ran for 102 yards.
- Ranked 10th in the SEC in rushing (710 yards) in 2020.
- Ran for a career-best 172 yards at Missouri scoring three TDs to become first Arkansas RB to score three TDs in a game since 2015.
- Recorded his first career 100-yard game at No. 6 Florida, rushing for 118 yards on just eight carries thanks to a career-best 83-yard TD run for his first career rushing TD.
- In his first career start at Auburn, rushed for 81 yards and caught six passes for a career-high 78 yards and his first score.
- Did not play during the 2019 season at Arkansas due to NCAA transfer regulations.

CAREER STATS

	GP/GS	RUSHING				RECEIVING					
		ATT	YDS	AVG	TD	LNG	REC	YDS	AVG	TD	LNG
2017*	4/0	1	4	4.0	0	4	0	0	0	0	0
2018*	4/0	11	56	5.1	0	19	4	22	5.5	0	7
2019		--- DNP due to transfer rules ---									
2020	10/4	134	710	5.3	5	83	22	159	7.2	1	25
2021	3/3	42	216	5.1	3	22	1	10	10.0	0	10
TOTAL	21/7	188	986	5.2	8	83	27	191	7.1	1	25

* 2017 & 2018 at Arizona State

GAME-BY-GAME STATS

	GP/GS	RUSHING				RECEIVING					
		ATT	YDS	AVG	TD	LNG	REC	YDS	AVG	TD	LNG
RICE	1/1	22	102	4.6	1	20	0	0	0.0	0	0
TEXAS	1/1	12	75	6.3	1	22	1	10	10.0	0	10
GEORGIA SOUTHERN	1/1	8	39	4.9	1	13	0	0	0.0	0	0
vs. Texas A&M											
at Georgia											
at Ole Miss											
AUBURN											
UAPB											
MISSISSIPPI STATE											
at LSU											
at Alabama											
MISSOURI											
TOTAL											

SEASON HIGHS

Rushes	22 vs. Rice (9/4/21)
Rushing Yards	102 vs. Rice (9/4/21)
Rushing Touchdowns	1 (3x) last vs. Georgia Southern (9/18/21)
Long Rush	22 vs. Texas (9/11/21)
100-Yard Games	1 vs. Rice (9/4/21)
Receptions	1 vs. Texas (9/11/21)
Receiving Yards	10 vs. Texas (9/11/21)
Receiving Touchdowns	
Long Reception	10 vs. Texas (9/11/21)

CAREER HIGHS

Rushes	26 at Missouri (12/5/20)
Rushing Yards	172 at Missouri (12/5/20)
Rushing Touchdowns	3 at Missouri (12/5/20)
Long Rush	83 at Florida (11/14/20)
100-Yard Games	3 - last vs. Rice (9/4/21)
Receptions	6 at Auburn (10/10/20)
Receiving Yards	78 at Auburn (10/10/20)
Receiving Touchdowns	1 at Auburn (10/10/20)
Long Reception	25 at Auburn (10/10/20)



HAYDEN HENRY

27

Linebacker | 6-2 | 225 | R-Senior
Little Rock, Ark. | Pulaski Academy



QUICK HITS

- Missed the first half against Rice due to a targeting penalty in the 2020 finale.
- Recorded first career sack in the 2019 season opener against Portland State.
- Forced a fumble that was returned for a TD by LaDarrius Bishop against Colorado State in 2019.
- Named 2018 & 2019 Fall SEC Academic Honor Roll.
- Razorback Bloodline: Grandfather, Skip Coffman, played basketball (1957-62), father, Mark, played football (1988-91), brothers Hunter (2013-15) & Hudson (current) play FB.
- Brother Hunter is a tight end for the Los Angeles Chargers.
- Razorback Bloodline: Grandfather, Skip Coffman, played basketball (1957-62), father, Mark, played football (1988-91), brothers Hunter (2013-15) & Hudson (current) play FB.

CAREER STATS

	GP/GS	UA	A	TOT	TFL-YDS	SCK-YDS	FF	FR-YDS	INT-YDS	QBH	BRUP
2017	12/0	3	0	3	0.0-0	0.0-0	0	0-0	0-0	0	0
2018	12/1	9	15	24	0.0-0	0.0-0	0	0-0	0-0	0	0
2019	10/0	16	15	31	2.5-9	1.0-7	1	0-0	0-0	0	2
2020	10/3	14	11	25	3.0-11	1.0-8	0	0-0	0-0	0	1
2021	3/2	5	19	24	3.5-5	0.0-0	0	0-0	0-0	1	0
TOTAL	47/6	47	60	107	9.0-26	2.0-15	1	0-0	0-0	1	3

GAME-BY-GAME STATS

	GP/GS	UA	A	TOT	TFL-YDS	SCK-YDS	FF	FR-YDS	INT-YDS	QBH	BRUP
RICE	1/0	2	3	5	1.0-1	0.0-0	0	0-0	0-0	0	0
TEXAS	1/1	3	12	15	2.5-4	0.0-0	0	0-0	0-0	0	0
GEORGIA SOUTHERN	1/1	0	4	4	0.0-0	0.0-0	0	0-0	0-0	1	0
vs. Texas A&M											
at Georgia											
at Ole Miss											
AUBURN											
UAPB											
MISSISSIPPI STATE											
at LSU											
at Alabama											
MISSOURI											
TOTAL											

SEASON HIGHS

Tackles	15 vs. Texas (9/11/21)
Tackles For Loss	2.5 vs. Texas (9/11/21)
Sacks	
Interceptions	
Interception Return Yards	
QB Hurries	1 vs. Georgia Southern (9/18/21)
Pass Breakups	
Forced Fumbles	

CAREER HIGHS

Tackles	15 vs. Texas (9/11/21)
Tackles For Loss	2.5 vs. Texas (9/11/21)
Sacks	1.0 (2x) last at Auburn (10/10/20)
Interceptions	
Interception Return Yards	
QB Hurries	1 vs. Georgia Southern (9/18/21)
Pass Breakups	1 (3x) last vs. Ole Miss (10/17/20)
Forced Fumbles	1 vs. Colorado State (9/14/19)



GRANT MORGAN

31

Linebacker | 5-11 | 235 | R-Senior
Greenwood HS | Greenwood, Ark.



QUICK HITS

- Missed bulk of the season opener vs. Rice due to a targeting penalty in the first quarter.
- Began Arkansas career as walk-on, placed on scholarship Aug. 2018 - Burlsworth Trophy finalist. Also a Butkus Award semifinalist, which is awarded to the nation's top linebacker.
- Walter Camp and AFCA Second Team All-American, First Team All-SEC (AP and Coaches).
- Led the SEC in 2020 in total tackles, ranked third in the country in tackles.
- Two games last year with 19 tackles, four games with 15+ tackles, double-digit tackles.
- Recorded 19 tackles, 3.0 TFL, 1.0 sack, 2 PBU and an interception returned for a TD against Ole Miss earned SEC, Nagurski and Bednarik Player of the Week honors.
- Missed first game in four seasons in the season finale against Alabama due to injury.
- Earned undergraduate degree in 2019 in kinesiology, earned graduate degree in 2020 in operations management, plans on enrolling in medical school after playing career.
- Married wife Sydnie Morgan, a former Arkansas Tech softball player, in 2019.
- Brother of former Arkansas wide receiver Drew Morgan.

CAREER STATS

	GP/GS	UA	A	TOT	TFL-YDS	SCK-YDS	FF	FR-YDS	INT-YDS	QBH	BRUP
2017	12/0	22	16	38	3.5-15	1.0-9	1	0-0	0-0	2	2
2018	12/0	8	16	24	2.5-4	0.0-0	0	0-0	0-0	2	1
2019	12/0	9	30	39	3.0-14	1.0-8	0	0-0	0-0	0	0
2020	9/9	40	71	111	7.5-23	2.0-9	0	0-0	1-23	2	5
2021	3/3	6	14	20	2.5-6	0.5-3	0	0-0	0-0	0	1
TOTAL	48/12	85	147	233	19.0-62	4.5-29	1	0-0	1-23	6	9

GAME-BY-GAME STATS

	GP/GS	UA	A	TOT	TFL-YDS	SCK-YDS	FF	FR-YDS	INT-YDS	QBH	BRUP
RICE	1/1	0	1	1	0.0-0	0.0-0	0	0-0	0-0	0	0
TEXAS	1/1	4	9	13	2.5-6	0.5-3	0	0-0	0-0	0	0
GEORGIA SOUTHERN	1/1	2	4	6	0.0-0	0.0-0	0	0-0	0-0	0	1
vs. Texas A&M											
at Georgia											
at Ole Miss											
AUBURN											
UAPB											
MISSISSIPPI STATE											
at LSU											
at Alabama											
MISSOURI											
TOTAL											

SEASON HIGHS

Tackles13 vs. Texas (9/11/21)
Double-Figure Tackle Games1 vs. Texas (9/11/21)
Tackles For Loss2.5 vs. Texas (9/11/21)
Sacks0.5 vs. Texas (9/11/21)
Interceptions
Interception Return Yards
QB Hurries
Pass Breakups1 vs. Georgia Southern (9/18/21)
Forced Fumbles
Fumble Recoveries

CAREER HIGHS

Tackles19 (2x) last vs. LSU (11/21/20)
Double-Figure Tackle Games7 last vs. Texas (9/11/21)
Tackles For Loss3.0 vs. Ole Miss (10/17/20)
Sacks1.0 (5x) last vs. LSU (11/21/20)
Interceptions1 vs. Ole Miss (10/17/20)
Interception Return Yards23 vs. Ole Miss (10/17/20)
QB Hurries1 (5x) last vs. LSU (11/21/20)
Pass Breakups2 vs. Ole Miss (10/17/20)
Forced Fumbles1 vs. Auburn (10/21/17)
Fumble Recoveries



ERIC GREGORY

50

Defensive Line | 6-4 | 295 | R-Sophomore
Memphis, Tenn. | IMG Academy

QUICK HITS

- Ranked second on the team among defensive linemen in tackles and TFL in 2020.
- Made first career INT last year against Tennessee, first Razorback D-lineman to record a pick since JaMichael Winston in 2013 against Louisiana.
- Recorded at least 0.5 sacks in two consecutive games at Auburn and Mississippi State.
- A consensus four-star prospect, ranked the No. 32 strongside defensive end by Rivals.
- Chose Arkansas over Auburn, LSU, Tennessee, Mississippi State, South Carolina and others.

CAREER STATS

	GP/GS	UA	A	TOT	TFL-YDS	SCK-YDS	FF	FR-YDS	INT-YDS	QBH	BRUP
2019	2/0	1	3	4	0.0-0	0.0-0	0	0-0	0-0	0	0
2020	9/7	12	15	27	3.0-22	2.5-21	0	0-0	1-0	1	0
2021	3/0	1	5	6	0.5-1	0.0-0	0	0-0	0-0	1	0
TOTAL	14/7	14	23	37	3.5-23	2.5-21	0	0-0	1-0	2	0

GAME-BY-GAME STATS

	GP/GS	UA	A	TOT	TFL-YDS	SCK-YDS	FF	FR-YDS	INT-YDS	QBH	BRUP
RICE	1/0	0	3	3	0.5-1	0.0-0	0	0-0	0-0	0	0
TEXAS	1/0	0	2	2	0.0-0	0.0-0	0	0-0	0-0	1	0
GEORGIA SOUTHERN	1/0	1	0	1	0.0-0	0.0-0	0	0-0	0-0	0	0
vs. Texas A&M											
at Georgia											
at Ole Miss											
AUBURN											
UAPB											
MISSISSIPPI STATE											
at LSU											
at Alabama											
MISSOURI											
TOTAL											

SEASON HIGHS

Tackles3 vs. Rice (9/4/21)
Double-Figure Tackle Games
Tackles For Loss0.5 vs. Rice (9/4/21)
Sacks
Interceptions
Interception Return Yards
QB Hurries1 vs. Georgia Southern (9/18/21)
Pass Breakups
Forced Fumbles

CAREER HIGHS

Tackles6 at Auburn (10/10/20)
Double-Figure Tackle Games
Tackles For Loss1.0 (2x) last at Florida (11/14/20)
Sacks1.0 (2x) last at Florida (11/14/20)
Interceptions1 vs. Tennessee (11/7/20)
Interception Return Yards
QB Hurries1 (2x) last vs. Georgia Southern (11/18/21)
Pass Breakups
Forced Fumbles



TRE WILLIAMS

55

Defensive Line | 6-5 | 255 | R-Senior
Columbia, Mo. | Missouri

QUICK HITS

- Tied career-high in tackles in first game in an Arkansas jersey against Rice.
- Played for Arkansas defensive coordinator Barry Odom when he was head coach at Missouri (2017-19).
- Spent January 2021 through April 2021 at Houston.
- One of two defensive line transfers to join Arkansas in 2021 from Missouri (Markell Utsey).
- 2017 SEC All-Freshman Team (Coaches).

CAREER STATS

	GP/GS	UA	A	TOT	TFL-YDS	SCK-YDS	FF	FR-YDS	INT-YDS	QBH	BRUP
2017*	11/0	15	5	20	4.0-16	3.0-14	1	0-0	0-0	5	0
2018*	12/6	7	13	11	5.0-26	2.5-22	0	0-0	0-0	3	0
2019*	11/8	13	11	24	3.0-15	1.0-8	0	0-0	0-0	5	0
2020*	8/4	13	8	21	2.5-20	2.0-19	1	0-0	0-0	3	0
2021	3/3	1	10	11	2.5-11	2.0-10	0	0-0	0-0	1	0
TOTAL	45/21	48	57	85	17.0-90	10.5-75	2	0-0	0-0	17	0

* 2017-20 at Missouri

GAME-BY-GAME STATS

	GP/GS	UA	A	TOT	TFL-YDS	SCK-YDS	FF	FR-YDS	INT-YDS	QBH	BRUP
RICE	1/1	0	5	5	0.0-0	0.0-0	0	0-0	0-0	1	0
TEXAS	1/1	0	2	2	0.5-2	0.5-2	0	0-0	0-0	0	0
GEORGIA SOUTHERN	1/1	1	3	4	2.0-9	1.5-8	0	0-0	0-0	0	0
vs. Texas A&M											
at Georgia											
at Ole Miss											
AUBURN											
UAPB											
MISSISSIPPI STATE											
at LSU											
at Alabama											
MISSOURI											
TOTAL											

SEASON HIGHS

Tackles.....5 vs. Rice (9/4/21)
Double-Figure Tackle Games.....
Tackles For Loss.....2.0 vs. Georgia Southern (9/18/21)
Sacks.....1.5 vs. vs. Georgia Southern (9/18/21)
Interceptions.....
Interception Return Yards.....
QB Hurries.....1 vs. Rice (9/4/21)
Pass Breakups.....
Forced Fumbles.....

CAREER HIGHS

Tackles.....5 (2x) vs. Rice (9/4/21)
Double-Figure Tackle Games.....
Tackles For Loss.....2.0 (4x) last vs. Georgia Southern (9/18/21)
Sacks.....2.0 vs. Tennessee (11/11/17)*
Interceptions.....
Interception Return Yards.....
QB Hurries.....3 at Arkansas (11/29/19)*
Pass Breakups.....
Forced Fumbles.....

*At Missouri



ZACH WILLIAMS

56

Defensive Line | 6-4 | 255 | Junior
Little Rock, Ark. | Joe T. Robinson HS

QUICK HITS

- Set a career-high of seven tackles in the 2020 season opener against Georgia, recording his first career sack.
- Totaled 17 of his 22 tackles in 2020 over the season's first three weeks.
- Four-star prospect rated the No. 15 weakside defensive end in the country by 247Sports.
- Son of former Arkansas linebacker Rickey Williams (1984-87)

CAREER STATS

	GP/GS	UA	A	TOT	TFL-YDS	SCK-YDS	FF	FR-YDS	INT-YDS	QBH	BRUP
2019	9/0	6	6	12	0.0-0	0.0-0	0	0-0	0-0	0	0
2020	9/4	9	13	22	1.5-9	1.0-8	0	0-0	0-0	1	0
2021	3/0	3	6	9	2.0-5	1.5-5	1	0-0	0-0	1	0
TOTAL	21/4	18	25	43	2.0-14	2.5-13	1	0-0	0-0	2	0

GAME-BY-GAME STATS

	GP/GS	UA	A	TOT	TFL-YDS	SCK-YDS	FF	FR-YDS	INT-YDS	QBH	BRUP
RICE	1/0	2	2	4	0.5-2	0.5-2	0	0-0	0-0	0	0
TEXAS	1/0	1	1	2	1.5-3	1.0-3	1	0-0	0-0	0	0
GEORGIA SOUTHERN	1/0	0	3	3	0.0-0	0.0-0	0	0-0	0-0	1	0
vs. Texas A&M											
at Georgia											
at Ole Miss											
AUBURN											
UAPB											
MISSISSIPPI STATE											
at LSU											
at Alabama											
MISSOURI											
TOTAL											

SEASON HIGHS

Tackles.....4 vs. Rice (9/4/21)
Double-Figure Tackle Games.....
Tackles For Loss.....1.5 vs. Texas (9/11/21)
Sacks.....1.0 vs. Texas (9/11/21)
Interceptions.....
Interception Return Yards.....
QB Hurries.....1 vs. Georgia Southern (9/18/21)
Pass Breakups.....
Forced Fumbles.....1 vs. Texas (9/11/21)

CAREER HIGHS

Tackles.....7 vs. Georgia (9/26/20)
Double-Figure Tackle Games.....
Tackles For Loss.....1.5 (2x) last vs. Texas (9/11/21)
Sacks.....1.0 (2x) last vs. Texas (9/11/21)
Interceptions.....
Interception Return Yards.....
QB Hurries.....1 (2x) last vs. Georgia Southern (9/18/21)
Pass Breakups.....
Forced Fumbles.....1 vs. Texas (9/11/21)



HUDSON HENRY

82

Tight End | 6-5 | 255 | R-Sophomore
Little Rock, Ark. | Pulaski Academy

QUICK HITS

- SEC All-Freshman Team member in 2020.
- Scored first career TD on a 12-yard reception in the upset win at Mississippi State last year.
- Four star prospect, ranked the No. 1 tight end in the country by ESPN.
- Comes from a family of Razorbacks - dad Mark was an All-Southwest Conference offensive lineman (1988-91), brother Hunter was an all-american tight end (2013-15) and is currently in the NFL, brother Hayden is currently a linebacker on the team.

CAREER STATS

	GP/GS	RECEIVING				LNG	RUSHING				LNG
		REC	YDS	AVG	TD		ATT	YDS	AVG	TD	
2019	3/0	3	15	5.0	0	14	0	0	0	0	0
2020	6/4	16	92	5.8	1	13	0	0	0	0	0
2021	2/0	0	0	0	0	0	0	0	0	0	0
TOTAL	10/4	19	107	5.6	1	14	0	0	0	0	0

GAME-BY-GAME STATS

	GP/GS	RECEIVING				LNG	RUSHING				LNG
		REC	YDS	AVG	TD		ATT	YDS	AVG	TD	
RICE	1/0	0	0	0	0	0	0	0	0	0	0
TEXAS	1/0	0	0	0	0	0	0	0	0	0	0
GEORGIA SOUTHERN	1/0	0	0	0	0	0	0	0	0	0	0
vs. Texas A&M											
at Georgia											
at Ole Miss											
AUBURN											
UAPB											
MISSISSIPPI STATE											
at LSU											
at Alabama											
MISSOURI											
TOTAL											

SEASON HIGHS

Receptions
Receiving Yards.....
Receiving Touchdowns.....
Long Reception

CAREER HIGHS

Receptions 6 at Texas A&M (10/31/20)
Receiving Yards..... 33 at Texas A&M (10/31/20)
Receiving Touchdowns 1 at Mississippi State (10/3/20)
Long Reception 17 at LSU (11/23/19)



BLAKE KERN

87

Tight End | 6-4 | 265 | R-Senior
Lamar, Ark. | Lamar HS

QUICK HITS

- Finished fourth on the team in 2020 in receptions.
- Grabbed first career TD last year in the win over Tennessee.
- Led the team in receptions for the first time in his career making four grabs at Florida.
- Saw action in 2018 & 2019 on special teams and as a blocking tight end.
- 2018 and 2020 SEC Academic Honor Roll
- Did not see game action as a freshman and redshirt freshman in 2016 & 2017.
- Former walk-on that was awarded a scholarship before the 2019 season

CAREER STATS

	GP/GS	RECEIVING				LNG	RUSHING				LNG
		REC	YDS	AVG	TD		ATT	YDS	AVG	TD	
2018	10/0	0	0	0.0	0	0	0	0	0	0	0
2019	12/0	0	0	0.0	0	0	0	0	0	0	0
2020	10/5	20	201	10.1	2	35	0	0	0	0	0
2021	3/3	4	43	10.8	0	21	0	0	0	0	0
TOTAL	35/8	24	244	10.1	2	35	0	0	0	0	0

GAME-BY-GAME STATS

	GP/GS	RECEIVING				LNG	RUSHING				LNG
		REC	YDS	AVG	TD		ATT	YDS	AVG	TD	
RICE	1/1	1	14	14.0	0	14	0	0	0	0	0
TEXAS	1/1	2	8	4.0	0	7	0	0	0	0	0
GEORGIA SOUTHERN	1/1	1	21	21.0	0	21	0	0	0	0	0
vs. Texas A&M											
at Georgia											
at Ole Miss											
AUBURN											
UAPB											
MISSISSIPPI STATE											
at LSU											
at Alabama											
MISSOURI											
TOTAL											

SEASON HIGHS

Receptions 2 vs. Texas (9/11/21)
Receiving Yards..... 21 vs. Georgia Southern (9/18/21)
Receiving Touchdowns
Long Reception 21 vs. Georgia Southern (9/18/21)

CAREER HIGHS

Receptions 4 (2x) last at Florida (11/14/20)
Receiving Yards..... 59 at Auburn (10/10/20)
Receiving Touchdowns 1 (2x) last at Missouri (12/5/20)
Long Reception 35 at Auburn (10/10/20)



ISAIAH NICHOLS

93

Defensive Line | 6-3 | 281 | R-Junior
Springdale, Ark. | Springdale HS

QUICK HITS

- Set a career-best making 24 tackles in nine game in 2020.
- Recorded 1.0 TFL and 0.5 SKs in the 2019 season finale against Missouri.
- Consensus three-star prospect out of high school.
- Recorded 43 tackles for loss his final two seasons in high school.
- Finalist for Hooten's Class 7A/6A Defensive Player of the Year.

CAREER STATS

	GP/GS	UA	A	TOT	TFL-YDS	SCK-YDS	FF	FR-YDS	INT-YDS	QBH	BRUP
2018	3/0	1	0	1	0.0-0	0.0-0	0	0-0	0-0	0	0
2019	12/0	7	10	17	1.0-3	0.5-1	0	0-0	0-0	0	0
2020	9/7	6	18	24	0.5-1	0.5-1	0	0-0	0-0	1	0
2021	3/3	1	4	5	1.5-8	1.0-7	0	0-0	0-0	0	0
TOTAL	27/10	15	32	47	3.0-12	2.0-9	0	0-0	0-0	1	0

GAME-BY-GAME STATS

	GP/GS	UA	A	TOT	TFL-YDS	SCK-YDS	FF	FR-YDS	INT-YDS	QBH	BRUP
RICE	1/1	1	0	1	1.0-7	1.0-7	0	0-0	0-0	0	0
TEXAS	1/1	0	3	3	0.5-1	0.0-0	0	0-0	0-0	0	0
GEORGIA SOUTHERN	1/1	0	1	1	0.0-0	0.0-0	0	0-0	0-0	0	0
vs. Texas A&M											
at Georgia											
at Ole Miss											
AUBURN											
UAPB											
MISSISSIPPI STATE											
at LSU											
at Alabama											
MISSOURI											
TOTAL											

SEASON HIGHS

Tackles	3 vs. Texas (9/11/21)
Tackles For Loss	1.0 vs. Rice (9/4/21)
Sacks	1.0 vs. Rice (9/4/21)
Interceptions	
Interception Return Yards	
QB Hurries	
Pass Breakups	
Forced Fumbles	

CAREER HIGHS

Tackles	6 vs. Alabama (12/12/20)
Tackles For Loss	1.0 vs. Rice (9/4/21)
Sacks	1.0 (2x) last vs. Rice (9/4/21)
Interceptions	
Interception Return Yards	
QB Hurries	
Pass Breakups	
Forced Fumbles	



JOHN RIDGEWAY

99

Defensive Line | 6-6 | 320 | R-Senior
Bloomington, Ill. | Illinois State

QUICK HITS

- In spring of 2021, named All-MVFC first team, leading the Redbirds in tackles
- Named All-MVFC Honorable Mention in 2019, part of a defensive that ranked No. 4 in FCS in scoring defense (16.0 ppg) and reached the FCS Playoffs Quarterfinals with a No. 13 ranking
- Named FCS Freshman All-American by Phil Steele and MVFC All-Newcomer Team member in 2018.
- Transitioned from offensive to defensive line ahead of first season at Illinois State.
- In high school, was a four year letterwinner in wrestling, winning the Illinois state title in 2017.

CAREER STATS

	GP/GS	UA	A	TOT	TFL-YDS	SCK-YDS	FF	FR-YDS	INT-YDS	QBH	BRUP
2018*	11/10	9	21	30	2.0-4	1.0-3	0	1-32	0-0	0	0
2019*	15/15	28	22	50	3.0-5	0.0-0	1	0-0	0-0	0	2
2021*	4/4	14	8	22	3.0-10	0.0-0	0	0-0	1-6	3	1
2021	2/1	3	7	10	2.0-6	1.0-5	0	0-0	0-0	0	0
TOTAL	32/30	54	58	112	10.0-25	2.0-8	1	1-32	1-6	3	3

* 2018-21 at Illinois State (Including 2021 spring season)

GAME-BY-GAME STATS

	GP/GS	UA	A	TOT	TFL-YDS	SCK-YDS	FF	FR-YDS	INT-YDS	QBH	BRUP
RICE								-- DNP --			
TEXAS	1/0	3	3	6	1.0-5	1.0-5	0	0-0	0-0	0	0
GEORGIA SOUTHERN	1/1	0	4	4	1.0-1	0.0-0	0	0-0	0-0	0	0
vs. Texas A&M											
at Georgia											
at Ole Miss											
AUBURN											
UAPB											
MISSISSIPPI STATE											
at LSU											
at Alabama											
MISSOURI											
TOTAL											

SEASON HIGHS

Tackles	6 vs. Texas (9/11/21)
Tackles For Loss	1.0 (2x) last vs. Georgia Southern (9/18/21)
Sacks	1.0 vs. Texas (9/11/21)
Interceptions	
Interception Return Yards	
QB Hurries	
Pass Breakups	
Forced Fumbles	

CAREER HIGHS

Tackles	9 vs. North Dakota State (10/5/19)*
Tackles For Loss	1.0 (8x) last vs. Georgia Southern (9/18/21)
Sacks	1.0 (2x) last vs. Texas (9/11/21)
Interceptions	1 vs. South Dakota (2/27/21)*
Interception Return Yards	6 vs. South Dakota (2/27/21)*
QB Hurries	2 vs. South Dakota (2/27/21)*
Pass Breakups	2 at Northern Illinois (8/31/19)*
Forced Fumbles	1 vs. Indiana State (10/26/19)*

* at Illinois State

GAME 1 ||| RICE

Rice (0-1) 17
Arkansas (1-0) 38

September 4, 2021 | Fayetteville, Ark.
Donald W. Reynolds Razorback Stadium | Time: 1 p.m. | Attendance: 64,065
TV: SECN+/ESPN+ > Mike Couzens (PBP), Dustin Fox (Analyst) & Tera Talmadge (Sideline)

SCORING SUMMARY

	1st	2nd	3rd	4th	Final
Rice	0	10	7	0	17
Arkansas	7	0	10	21	38

QTR. TEAM SCORING PLAY

1st	ARK	Jefferson 34 yd run (Little kick), 8-80 2:32
2nd	RICE	RICCITELLI 25 yd field goal, 6-14 2:59
	RICE	MYERS 1 yd run (RICCITELLI kick), 8-41 2:21
3rd	RICE	PITRE III. 41 yd pass from (RICCITELLI kick), 2-56 0:48
	ARK	Jefferson 5 yd run (Little kick), 6-57 2:10
	ARK	Little 34 yd field goal, 11-65 4:24
4th	ARK	Smith 2 yd run (Little kick), 3-4 1:07
	ARK	Morris 9 yd pass from (Little kick), 4-68 1:47
	ARK	D. Johnson 3 yd run (Little kick), 4-16 1:39

TEAM STATISTICS

	RICE	ARKANSAS
FIRST DOWNS	19	18
RUSHES-YARDS (NET)	39-81	44-245
PASSING YDS (NET)	227	128
Passes Att-Comp-Int.	35-17-3	21-12-1
TOTAL OFFENSE PLAYS-YARDS	74-308	65-373
Fumble Returns-Yards	0-0	0-0
Punt Returns-Yards	0-19	0-4
Kickoff Returns-Yards	1-16	4-108
Interception Returns-Yards	1-0	3-88
Punts (Number-Avg)	6-40.3	6-31.7
Fumbles-Lost	1-0	2-0
Penalties-Yards	10-60	13-117
Possession Time	33:54	26:06
Third-Down Conversions	4 of 16	3 of 11
Fourth-Down Conversions	1 of 2	0 of 1
Red-Zone Scores-Chances	2-4	5-5
Sacks By: Number-Yards	2-0	2-0



DB JALEN CATALON picked off a pair of passes and made 11 tackles to lead a stout Arkansas defense that produced three interceptions in the opener vs. Rice.

RICE

RUSHING	Att.	Gain	Lost	Net	TD	Long	Avg.
GRIFFIN, Khalan	13	36	1	35	0	7	2.7
MYERS, Jordan	10	26	3	23	1	7	2.3
BROUSSARD, Ari	6	19	0	19	0	5	3.2
MCCAFFREY, Luke	4	9	1	8	0	5	2.0
SUCKLEY, B.	1	7	0	7	0	7	7.0
MONTGOMERY, C.	1	0	2	-2	0	0	-2.0
GREEN, Wiley	4	2	11	-9	0	1	-2.2
Totals...	39	99	18	81	1	7	2.1

PASSING	Comp.	Att.	Int	Yds	TDs	Long	Sack
GREEN, Wiley	12	25	3	152	1	41	2
MCCAFFREY, Luke	5	10	0	75	0	35	0
Totals...	17	35	3	227	1	41	2

RECEIVING	No.	Yds	TD	Long
PITRE III, A.	4	97	1	41
BAILEY, Jake	4	47	0	20
ROZNER, Bradley	2	30	0	20
BULL, Jaeger	2	14	0	10
MYERS, Jordan	2	11	0	11
PATTERSON, C.	1	15	0	15
FRENCH, Robert	1	8	0	8
BRADLEY, Jack	1	5	0	5
Totals...	17	227	1	41

PUNTING	No.	Yds	Avg.	Long	I20	50+	TB
MEENDES, Charlie	6	242	40.3	49	2	0	2

FIELD GOALS	Made	Att.	Long	Kicks
RICCITELLI, C.	1	2	25	36x, 25

ARKANSAS

RUSHING	Att.	Gain	Lost	Net	TD	Long	Avg.
Trelon Smith	22	102	0	102	1	20	4.6
K.J. Jefferson	9	102	13	89	2	38	9.9
Raheim Sanders	7	44	0	44	0	12	6.3
D. Johnson	4	16	0	16	1	7	4.0
Treyton Burks	1	0	2	-2	0	0	-2.0
TEAM	1	0	4	-4	0	0	-4.0
Totals...	44	264	19	245	4	38	5.6

PASSING	Comp.	Att.	Int	Yds	TDs	Long	Sack
K.J. Jefferson	12	21	1	128	1	31	2

RECEIVING	No.	Yds	TD	Long
Treyton Burks	5	42	0	17
Tyson Morris	3	42	1	31
De'Vion Warren	2	14	0	10
K. Jackson Jr.	1	16	0	16
Blake Kern	1	14	0	14
Totals...	12	128	1	31

PUNTING	No.	Yds	Avg.	Long	I20	50+	TB
Reid Bauer	5	190	38.0	45	1	0	0
TEAM	1	0	0.0	0	0	0	0
Totals...	6	190	31.7	45	1	0	0

FIELD GOALS	Made	Att.	Long	Kicks
Cam Little	1	1	34	34

GAME 2 ||| TEXAS

#15/#15 Texas (1-1).....21
Arkansas (2-0).....40

September 11, 2021 | Fayetteville, Ark.
Donald W. Reynolds Razorback Stadium | Time: 6 p.m. | Attendance: 64,531
TV: ESPN > Joe Tessitore (PBP), Greg McElroy (Analyst) & Katie George (Sideline)

SCORING SUMMARY

	1st	2nd	3rd	4th	Final
Texas	0	0	7	14	21
Arkansas	3	13	17	7	40

QTR. TEAM SCORING PLAY

1st	ARK	Little 24 yd field goal, 12:57 5:29
2nd	ARK	D. Johnson 5 yd run (Little kick), 7:66 2:48
	ARK	Little 24 yd field goal, 4:12 1:15
	ARK	Little 44 yd field goal, 7:53 3:02
3rd	TEX	B. Robinson 1 yd run (Dicker kick), 6:26 2:31
	ARK	T. Smith 1 yd run (Cam Little kick), 6:81 1:56
	ARK	Little 22 yd field goal, 10:38 4:05
	ARK	Sanders 26 yd run (Little kick), 1:32 0:10
4th	TEX	Thompson 5 yd run (Dicker kick), 10:75 3:17
	ARK	Green 30 yd run (Little kick), 8:75 5:06
	TEX	Thompson 2 yd run (Dicker kick), 14:75 6:01

TEAM STATISTICS

	TEXAS	ARKANSAS
FIRST DOWNS.....	15	21
RUSHES-YARDS (NET).....	41-138	47-333
PASSING YDS (NET).....	118	138
Passes Att-Comp-Int.....	23-13-0	19-14-1
TOTAL OFFENSE PLAYS-YARDS.....	64-256	66-471
Fumble Returns-Yards.....	0-0	1-6
Punt Returns-Yards.....	0-0	2-9
Kickoff Returns-Yards.....	2-38	1-19
Interception Returns-Yards.....	1-9	0-0
Punts (Number-Avg).....	6-39.3	2-40.0
Fumbles-Lost.....	2-1	1-0
Penalties-Yards.....	4-20	4-40
Possession Time.....	28:57	31:03
Third-Down Conversions.....	4 of 13	5 of 12
Fourth-Down Conversions.....	1 of 2	1 of 1
Red-Zone Scores-Chances.....	3-3	5-6
Sacks By: Number-Yards.....	0-0	3-13



LB HAYDEN HENRY fueled a fiery Arkansas defense that did not allow a play longer than 25 yards in the win. Henry made a career-best 15 tackles with 2.5 TFLs to earn Walter Camp Defensive Player of the Week honors.

TEXAS

RUSHING	Att.	Gain	Lost	Net	TD	Long	Avg.
Robinson,Bijan	19	77	8	69	1	20	3.6
Thompson,Casey	7	44	0	44	2	9	6.3
Card,Hudson	8	23	10	13	0	5	1.6
Robinson,Keilan	6	11	2	9	0	6	1.5
Johnson,Roschon	1	3	0	3	0	3	3.0
Totals...	41	158	20	138	3	20	3.4

PASSING	Comp.	Att.	Int	Yds	TDs	Long	Sack
Card,Hudson	8	15	0	61	0	25	3
Thompson,Casey	5	8	0	57	0	16	0
Totals...	13	23	0	118	0	25	3

RECEIVING	No.	Yds	TD	Long
Whittington,Jor	5	32	0	15
Worthy,Xavier	2	41	0	25
Dixon,Kelvontay	2	26	0	15
Johnson,Roschon	2	15	0	9
Robinson,Bijan	1	4	0	4
Davis,Juan	1	0	0	0
Totals...	13	118	0	25

PUNTING	No.	Yds	Avg.	Long	I20	50+	TB
Dicker,Cameron	5	236	47.2	54	2	2	0
TEAM	1	0	0.0	0	0	0	0
Totals...	6	236	39.3	54	2	2	0

FIELD GOALS	Made	Att.	Long	Kicks
-------------	------	------	------	-------

ARKANSAS

RUSHING	Att.	Gain	Lost	Net	TD	Long	Avg.
Trelon Smith	12	78	3	75	1	22	6.2
KJ Jefferson	10	75	2	73	0	34	7.3
AJ Green	7	68	1	67	1	30	9.6
Raheim Sanders	8	50	0	50	1	26	6.2
D. Johnson	6	45	1	44	1	19	7.3
Malik Hornsby	1	29	0	29	0	29	29.0
Josh Oglesby	1	2	0	2	0	2	2.0
TEAM	2	0	7	-7	0	0	-3.5
Totals...	47	347	14	333	4	34	7.1

PASSING	Comp.	Att.	Int	Yds	TDs	Long	Sack
KJ Jefferson	14	19	1	138	0	45	0

RECEIVING	No.	Yds	TD	Long
Treyton Burks	5	37	0	20
Warren Thompson	3	21	0	11
Blake Kern	2	8	0	7
Tyson Morris	1	45	0	45
Trelon Smith	1	10	0	10
AJ Green	1	9	0	9
De'Vion Warren	1	8	0	8
Totals...	14	138	0	45

PUNTING	No.	Yds	Avg.	Long	I20	50+	TB
Reid Bauer	2	80	40.0	47	0	0	0

FIELD GOALS	Made	Att.	Long	Kicks
Cam Little	4	4	44	24,24,44,22

GAME 3 ||| GEORGIA SOUTHERN

Georgia Southern (1-2).....10
#20/#24 Arkansas (3-0).....45

September 18, 2021 | Fayetteville, Ark.
Donald W. Reynolds Razorback Stadium | Time: 3 p.m. | Attendance: 66,311
TV: SECN > Dave Neal (PBP), Deuce McAllister (Analyst) & Andraya Carter (Sideline)

SCORING SUMMARY

	1st	2nd	3rd	4th	Final
Georgia Southern	0	0	7	14	21
Arkansas	3	13	17	7	40

QTR. TEAM SCORING PLAY

1st	ARK	T. Smith 13 yd run (Little kick), 4-73 1:12
	ARK	D. Johnson 11 yd run (Little kick), 15-94 6:30
2nd	ARK	T. Morris 14 yd pass from KJ Jefferson (Little kick), 7-99 1:56
	GS	Tomlin 76 yd run (Raynor,Alex kick), 3-75 1:20
	ARK	Little 25 yd field goal, 7-73 2:48
	GS	Raynor 32 yd field goal, 12-60 2:23
3rd	ARK	W. Thompson 60 yd pass from KJ Jefferson (Little kick), 4-80 1:27
	ARK	Burks 91 yd pass from KJ Jefferson (Little kick), 1-91 0:14
4th	ARK	Hornsby 6 yd run (Little kick), 12-66 5:37

TEAM STATISTICS

	GA. SOUTHERN	ARKANSAS
FIRST DOWNS	11	27
RUSHES-YARDS (NET)	35-152	48-269
PASSING YDS (NET)	81	364
Passes Att-Comp-Int.	28-13-0	25-14-0
TOTAL OFFENSE PLAYS-YARDS	63-233	73-633
Fumble Returns-Yards	0-0	0-0
Punt Returns-Yards	0-0	3-13
Kickoff Returns-Yards	0-0	2-36
Interception Returns-Yards	0-0	0-0
Punts (Number-Avg)	10-48.0	5-43.4
Fumbles-Lost	2-0	0-0
Penalties-Yards	8-50	9-93
Possession Time	26:54	33:06
Third-Down Conversions	5 of 18	7 of 15
Fourth-Down Conversions	1 of 2	1 of 1
Red-Zone Scores-Chances	1-1	5-5
Sacks By: Number-Yards	0-0	2-13



QB KJ JEFFERSON passed for a career-high 366 yards and three TDs in leading the Razorbacks to the eighth most total yards in school history with 633 in the team's third straight win to open the year.

GEORGIA SOUTHERN

RUSHING	Att.	Gain	Lost	Net	TD	Long	Avg.
Tomlin,Justin	10	94	29	65	1	76	6.5
Wright,Logan	9	37	0	37	0	8	4.1
Green,Gerald	8	22	2	20	0	19	2.5
Hood,Khaleb	4	20	0	20	0	9	5.0
White,Jalen	4	10	0	10	0	4	2.5
Totals...	35	183	31	152	1	76	4.3

PASSING	Comp.	Att.	Int	Yds	TDs	Long	Sack
Tomlin,Justin	11	23	0	65	0	14	2
Ransom,Cam	2	5	0	16	0	10	0
Totals...	13	28	0	81	0	14	2

RECEIVING	No.	Yds	TD	Long
Hood,Khaleb	6	42	0	14
Wright,Logan	2	15	0	9
Johnson,Beau	2	1	0	1
Carter Jr.,D.	1	10	0	10
White,Jalen	1	10	0	10
Jones,Amare	1	3	0	3
Totals...	13	81	0	14

PUNTING	No.	Yds	Avg.	Long	I20	50+	TB
Beck II,Anthony	10	480	48.0	59	4	4	1

FIELD GOALS	Made	Att.	Long	Kicks
Raynor,Alex	1	1	32	32

ARKANSAS

RUSHING	Att.	Gain	Lost	Net	TD	Long	Avg.
D. Johnson	5	72	0	72	1	48	14.4
Raheim Sanders	10	45	2	43	0	11	4.3
Trelon Smith	8	40	1	39	1	13	4.9
AJ Green	7	37	0	37	0	17	5.3
Malik Hornsby	5	32	10	22	1	13	4.4
Javion Hunt	4	19	0	19	0	11	4.8
KJ Jefferson	5	21	3	18	0	17	3.6
Josh Oglesby	3	17	0	17	0	9	5.7
Treyton Burks	1	2	0	2	0	2	2.0
Totals...	48	285	16	269	3	48	5.6

PASSING	Comp.	Att.	Int	Yds	TDs	Long	Sack
KJ Jefferson	13	23	0	366	3	91	0
Malik Hornsby	1	1	0	-2	0	0	0
Jones,John Step	0	1	0	0	0	0	0
Totals...	14	25	0	364	3	91	0

RECEIVING	No.	Yds	TD	Long
Treyton Burks	3	127	1	91
De'Vion Warren	3	67	0	44
Tyson Morris	2	61	1	47
AJ Green	2	20	0	18
J. Crawford	2	8	0	10
Warren Thompson	1	60	1	60
Blake Kern	1	21	0	21
Totals...	14	364	3	91

PUNTING	No.	Yds	Avg.	Long	I20	50+	TB
Reid Bauer	5	217	43.4	60	1	1	0

FIELD GOALS	Made	Att.	Long	Kicks
Cam Little	1	1	25	25

GAME 4: TEXAS A&M

TEAM STATISTICS

Team Statistics	ARK	OPP
SCORING	123	48
Points Per Game	41.0	16.0
Points Off Turnovers	21	7
FIRST DOWNS	66	45
Rushing	41	12
Passing	21	22
Penalty	4	11
RUSHING YARDAGE	847	371
Yards gained rushing	896	440
Yards lost rushing	49	69
Rushing Attempts	139	115
Average Per Rush	6.1	3.2
Average Per Game	282.3	123.7
TDs Rushing	11	5
PASSING YARDAGE	630	426
Comp-Att-Int	40-65-2	43-85-3
Average Per Pass	9.7	5.0
Average Per Catch	15.8	9.9
Average Per Game	210.0	142.0
TDs Passing	4	1
TOTAL OFFENSE	1477	797
Total Plays	204	200
Average Per Play	7.2	4.0
Average Per Game	492.3	265.7
KICK RETURNS: #-Yards	6-163	3-54
PUNT RETURNS: #-Yards	6-26	2-19
INT RETURNS: #-Yards	3-88	2-9
KICK RETURN AVERAGE	27.2	18.0
PUNT RETURN AVERAGE	4.3	9.5
INT RETURN AVERAGE	29.3	9.0
FUMBLES-LOST	3-0	5-1
PENALTIES-Yards	26-250	22-130
Average Per Game	83.3	43.3
PUNTS-Yards	13-487	22-958
Average Per Punt	37.5	43.5
Net punt average	36.0	39.6
KICKOFFS-Yards	24-1530	10-583
Average Per Kick	63.8	58.3
Net kick average	40.7	37.0
TIME OF POSSESSION/Game	30:05	29:55
3RD-DOWN Conversions	15/38	13/46
3rd-Down Pct	39%	28%
4TH-DOWN Conversions	2/3	3/6
4th-Down Pct	67%	50%
SACKS BY-Yards	7-37	2-13
MISC YARDS	0	0
TOUCHDOWNS SCORED	15	6
FIELD GOALS-ATTEMPTS	6-6	2-4
ON-SIDE KICKS	0-0	0-0
RED-ZONE SCORES	(15-16) 94%	(6-8) 75%
RED-ZONE TOUCHDOWNS	(10-16) 63%	(4-8) 50%
PAT-ATTEMPTS	(15-15) 100%	(6-6) 100%
ATTENDANCE	204907	0
Games/Avg Per Game	3/68302	0/0
Neutral Site Games		0/0

Score by Quarters	1st	2nd	3rd	4th	OT	Total
Arkansas	24	23	41	35	0	123
Opponents	0	20	14	14	0	48

GAME-BY-GAME LEADERS

Opponent	Rushes	Rush Yards	Catches	Receiving Yards	Tackles	Tackles-For-Loss	Sacks
Rice	22, Trelon Smith	102, Trelon Smith	5, Treyton Burks	42, Burks, Morris	14, Bumper Pool	1.5, Bumper Pool	1.0, Isaiah Nichols
Texas	12, Trelon Smith	75, Trelon Smith	5, Treyton Burks	45, Tyson Morris	15, Hayden Henry	2.5, Henry, Morgan	1.0, Ridgeway, Williams
Georgia Southern	10, Raheim Sanders	72, Dominique Johnson	3, Burks, Warren	127, Treyton Burks	9, Jalen Catalon	2.0, Tre Williams	1.5, Tre Williams
vs. Texas A&M							
at Georgia							
at Ole Miss							
Auburn							
UAPB							
Mississippi State							
at LSU							
at Alabama							
Missouri							

GAME 4: TEXAS A&M

ARKANSAS OFFENSE GAME-BY-GAME STATISTICS

Date	Opponent	Rushing				Receiving				Passing				Kick Returns				Punt Returns				tot off
		no.	yds	td	lg	no.	yds	td	lg	cmp-att-int	yds	td	lg	no.	yds	td	lg	no.	yds	td	lg	
Sep 04	RICE	44	245	4	38	12	128	1	31	12-21-1	128	1	31	3	108	0	42	1	4	0	4	373
Sep 11	TEXAS	47	333	4	34	14	138	0	45	14-19-1	138	0	45	1	19	0	19	2	9	0	7	471
Sep 18	GA. SOUTHERN	48	269	3	48	14	364	3	91	14-25-0	364	3	91	2	36	0	20	3	13	0	8	633
Opponents		139	847	11	48	40	630	4	91	40-65-2	630	4	91	6	163	0	42	6	26	0	8	1477
		115	371	5	76	43	426	1	41	43-85-3	426	1	41	3	54	0	21	2	19	0	16	797

Games: 3 • Avg/rush: 6.1 • Avg/catch: 15.8 • Pass effic: 157.11 • KR avg: 27.2 • PR avg: 4.3 • All purpose avg/game: 584.7 • Total offense avg/gm: 492.3

ARKANSAS DEFENSE GAME-BY-GAME STATISTICS

		Tackles				Sacks	Fumble		Pass Defense			blkd	PAT Attempts			off		
Date	Opponent	ua	a	total	tfl-yds	no-yds	ff	fr-yds	int-yds	qbh	brup	kick	kick	rush	rcv	saf	t/o	pts
Sep 04	RICE	27	54	81	7.0-18	2.0-11	1	0-0	3-88	5	3	0	5-5	0	0	0	14	38
Sep 11	TEXAS	21	64	85	10.0-25	3.0-13	1	1-6	0-0	3	4	1	4-4	0	0	0	7	40
Sep 18	GA. SOUTHERN	24	40	64	6.0-25	2.0-13	0	0-0	0-0	2	3	0	6-6	0	0	0	0	45
		72	158	230	23.0-68	7.0-37	2	1-6	3-88	10	10	1	15-15	0	0	0	21	123
Opponents		99	142	241	15.0-43	2.0-13	1	0-0	2-9	6	8	1	6-6	0	0	0	7	48

ARKANSAS SPECIAL TEAMS GAME-BY-GAME STATISTICS

		Punting									Field Goals			Kickoffs				
Date	Opponent	no.	yds	avg	long	blkd	tb	fc	50+	i20	md-att	long	blkd	no.	yds	avg	tb	ob
Sep 04	RICE	6	190	31.7	45	1	0	2	0	1	1-1	34	0	7	452	64.6	6	0
Sep 11	TEXAS	2	80	40.0	47	0	0	1	0	0	4-4	44	0	9	583	64.8	7	0
Sep 18	GA. SOUTHERN	5	217	43.4	60	0	0	4	1	1	1-1	25	0	8	495	61.9	7	0
		13	487	37.5	60	1	0	7	1	2	6-6	44	0	24	1530	63.8	20	0
Opponents		22	958	43.5	59	1	3	3	6	8	2-4	32	0	10	583	58.3	2	0

ARKANSAS RED ZONE GAME-BY-GAME STATISTICS

Date	Opponent	Score	Times	Times	Total	Rush		Pass	FGs	Failed to score inside RZ						
			In RZ	Scored	Pts	TDs	TDs	TDs	Made	FGA	Down	Int	Fumb	Half	Game	
Sep 04, 2021	RICE	W 38-17	5	5	31	4	3	1	1	0	0	0	0	0	0	0
Sep 11, 2021	TEXAS	W 40-21	6	5	23	2	2	0	3	0	0	0	0	1	0	0
Sep 18, 2021	GA. SOUTHERN	W 45-10	5	5	31	4	3	1	1	0	0	0	0	0	0	0
Totals			16	15	85	10	8	2	5	0	0	0	0	1	0	0
			15 of 16 (93.8%)													

GAME 4: TEXAS A&M

OPPONENT OFFENSE GAME-BY-GAME STATISTICS

		Rushing				Receiving				Passing				Kick Returns				Punt Returns				tot		
Date	Opponent	no.	yds	td	lg	no.	yds	td	lg	cmp	att	int	yds	td	lg	no.	yds	td	lg	no.	yds	td	lg	off
Sep 04	RICE	39	81	1	7	17	227	1	41	17-34-3	227	1	41			1	16	0	16	2	19	0	16	308
Sep 11	TEXAS	41	138	3	20	13	118	0	25	13-23-0	118	0	25			2	38	0	21	0	0	0	0	256
Sep 18	GA. SOUTHERN	35	152	1	76	13	81	0	14	13-28-0	81	0	14			0	0	0	0	0	0	0	0	233
		115	371	5	76	43	426	1	41	43-85-3	426	1	41			3	54	0	21	2	19	0	16	797
Arkansas		139	847	11	48	40	630	4	91	40-65-2	630	4	91			6	163	0	42	6	26	0	8	1477

Games: 3 • Avg/rush: 3.2 • Avg/catch: 9.9 • Pass effic: 89.51 • KR avg: 18.0 • PR avg: 9.5 • All purpose avg/game: 293.0 • Total offense avg/gm: 265.7

OPPONENT DEFENSE GAME-BY-GAME STATISTICS

		Tackles				Sacks	Fumble		Pass Defense			blkd	PAT Attempts			off		
Date	Opponent	ua	a	total	tfl-yds	no-yds	ff	fr-yds	int-yds	qbh	brup	kick	kick	rush	rcv	saf	t/o	pts
Sep 04	RICE	30	50	80	3.0-15	2.0-13	1	0-0	1-0	2	1	1	2-2	0	0	0	0	17
Sep 11	TEXAS	39	36	75	7.0-10	0.0-0	0	0-0	1-9	2	3	0	3-3	0	0	0	7	21
Sep 18	GA. SOUTHERN	30	56	86	5.0-18	0.0-0	0	0-0	0-0	2	4	0	1-1	0	0	0	0	10
		99	142	241	15.0-43	2.0-13	1	0-0	2-9	6	8	1	6-6	0	0	0	7	48
Arkansas		72	158	230	23.0-68	7.0-37	2	1-6	3-88	10	10	1	15-15	0	0	0	21	123

OPPONENT SPECIAL TEAMS GAME-BY-GAME STATISTICS

Date	Opponent	Punting									Field Goals			Kickoffs				
		no.	yds	avg	long	blkd	tb	fc	50+	i20	md-att	long	blkd	no.	yds	avg	tb	ob
Sep 04	RICE	6	242	40.3	49	0	2	0	0	2	1-2	25	0	4	253	63.2	0	0
Sep 11	TEXAS	6	236	39.3	54	1	0	2	2	2	0-1	0	0	4	206	51.5	2	0
Sep 18	GA. SOUTHERN	10	480	48.0	59	0	1	1	4	4	1-1	32	0	2	124	62.0	0	0
		22	958	43.5	59	1	3	3	6	8	2-4	32	0	10	583	58.3	2	0
Arkansas		13	487	37.5	60	1	0	7	1	2	6-6	44	0	24	1530	63.8	20	0

OPPONENT RED ZONE GAME-BY-GAME STATISTICS

			Times	Times	Total		Rush	Pass	FGs	Failed to score inside RZ						
Date	Opponent	Score	In RZ	Scored	Pts	TDs	TDs	TDs	Made	FGA	Down	Int	Fumb	Half	Game	
Sep 04, 2021	RICE	W 38-17	4	2	10	1	1	0	1	1	1	0	0	0	0	
Sep 11, 2021	TEXAS	W 40-21	3	3	21	3	3	0	0	0	0	0	0	0	0	
Sep 18, 2021	GA. SOUTHERN	W 45-10	1	1	3	0	0	0	1	0	0	0	0	0	0	
Totals			8	6	34	4	4	0	2	1	1	0	0	0	0	
6 of 8 (75.0%)																

GAME 4: TEXAS A&M

TEAM COMPARISON GAME-BY-GAME STATISTICS

Opponent	Score	First Downs				Rushing Number-Yards	Passing		Total Offense Plays-Yards	Return Yards	Turn- Overs
		Total	Rush	Pass	Pen		Comp-Att-Int	Yards			
RICE	38 - 17	18 / 19	12 / 1	4 / 12	2 / 6	44-245 / 39-81	12-21-1 / 17-34-3	128 / 227	65-373 / 73-308	200 / 35	1 / 3
TEXAS	40 - 21	21 / 15	16 / 6	5 / 7	0 / 2	47-333 / 41-138	14-19-1 / 13-23-0	138 / 118	66-471 / 64-256	34 / 47	1 / 1
GA. SOUTHERN	45 - 10	27 / 11	13 / 5	12 / 3	2 / 3	48-269 / 35-152	14-25-0 / 13-28-0	364 / 81	73-633 / 63-233	49 / 0	0 / 0
Totals	123 - 48	66 / 45	41 / 12	21 / 22	4 / 11	139-847 / 115-371	40-65-2 / 43-85-3	630 / 426	204-1477 / 200-797	283 / 82	2 / 4

Opponent	3rd Down Conversions	4th Down Conversions	Time of Possession	TOP Margin	Avg Yds/Rush	Avg Yds/Pass	Avg Yds/Play	Punting Number-Avg	Penalties Number-Yards	Sacks
RICE	3-11 / 4-15	0-1 / 1-2	26:06 / 33:54	-7:48	5.6 / 2.1	6.1 / 6.7	5.7 / 4.2	6-31.7 / 6-40.3	13-117 / 10-60	2 / 2
TEXAS	5-12 / 4-13	1-1 / 1-2	31:03 / 28:57	2:06	7.1 / 3.4	7.3 / 5.1	7.1 / 4.0	2-40.0 / 6-39.3	4-40 / 4-20	3 / 0
GA. SOUTHERN	7-15 / 5-18	1-1 / 1-2	33:06 / 26:54	6:12	5.6 / 4.3	14.6 / 2.9	8.7 / 3.7	5-43.4 / 10-48.0	9-93 / 8-50	2 / 0
Totals	15-38 / 13-46	2-3 / 3-6	90:15 / 89:45	0:30	6.1 / 3.2	9.7 / 5.0	7.2 / 4.0	13-37.5 / 22-43.5	26-250 / 22-130	7 / 2

Note: Game totals are displayed in the format TEAM/OPPONENT for each category

ARKANSAS INDIVIDUAL STATISTICS

Rushing	gp	att	gain	loss	net	avg	td	lg	avg/g
Trelon Smith	3	42	220	4	216	5.1	3	22	72.0
KJ Jefferson	3	24	198	18	180	7.5	2	38	60.0
Raheim Sanders	3	25	139	2	137	5.5	1	26	45.7
D. Johnson	3	15	133	1	132	8.8	3	48	44.0
AJ Green	2	14	105	1	104	7.4	1	30	52.0
Malik Hornsby	2	6	61	10	51	8.5	1	29	25.5
Josh Oglesby	2	4	19	0	19	4.8	0	9	9.5
Javion Hunt	1	4	19	0	19	4.8	0	11	19.0
Treyton Burks	3	2	2	2	0	0.0	0	2	0.0
TEAM	3	3	0	11	-11	-3.7	0	0	-3.7
Total	3	139	896	49	847	6.1	11	48	282.3
Opponents	3	115	440	69	371	3.2	5	76	123.7

Passing	gp	effic	comp-att-int	pct	yds	td	lg	avg/g
KJ Jefferson	3	160.77	39-63-2	61.9	632	4	91	210.7
Jones, John Step	1	0.00	0-1-0	0.0	0	0	0	0.0
Malik Hornsby	2	83.20	1-1-0	100.0	-2	0	0	-1.0
Total	3	157.11	40-65-2	61.5	630	4	91	210.0
Opponents	3	89.51	43-85-3	50.6	426	1	41	142.0

Receiving	gp	no.	yds	avg	td	lg	avg/g
Treyton Burks	3	13	206	15.8	1	91	68.7
Tyson Morris	3	6	148	24.7	2	47	49.3
De'Vion Warren	3	6	89	14.8	0	44	29.7
Warren Thompson	3	4	81	20.2	1	60	27.0
Blake Kern	3	4	43	10.8	0	21	14.3
AJ Green	2	3	29	9.7	0	18	14.5
J. Crawford	3	2	8	4.0	0	10	2.7
K. Jackson Jr.	3	1	16	16.0	0	16	5.3
Trelon Smith	3	1	10	10.0	0	10	3.3
Total	3	40	630	15.8	4	91	210.0
Opponents	3	43	426	9.9	1	41	142.0

GAME-BY-GAME OFFENSIVE LINE SNAPS

Player	Total	RICE	TEX	GS	TAMU	UGA	OM	AU	UAPB	MSST	LSU	ALA	MIZ
Shane Clennin	9	-	-	9									
Ty'Kiest Crawford	13	-	-	13									
Myron Cunningham	198	67	66	65									
Luke Jones	25	-	-	25									
Brady Latham	198	67	66	65									
Jalen St. John	13	-	-	13									
Ricky Stromberg	179	67	66	46									
Dalton Wagner	154	67	66	21									
Ty Clary	127	52	27	48									
Beaux Limmer	121	15	39	67									
Drew Vest	9	-	-	9									
Ryan Winkel	9	-	-	9									

GAME 4: TEXAS A&M

ARKANSAS INDIVIDUAL STATISTICS

Scoring	td	fg	PAT				dxd	saf	pts
			kick	rush	rcv	pass			
Cam Little	-	6-6	15-15	-	-	-	-	-	33
D. Johnson	3	-	-	-	-	-	-	-	18
Trelon Smith	3	-	-	-	-	-	-	-	18
KJ Jefferson	2	-	-	-	-	-	-	-	12
Tyson Morris	2	-	-	-	-	-	-	-	12
Treyton Burks	1	-	-	-	-	-	-	-	6
Raheim Sanders	1	-	-	-	-	-	-	-	6
Warren Thompson	1	-	-	-	-	-	-	-	6
Malik Hornsby	1	-	-	-	-	-	-	-	6
AJ Green	1	-	-	-	-	-	-	-	6
Total	15	6-6	15-15	-	-	-	-	-	123
Opponents	6	2-4	6-6	-	-	-	-	-	48

Field Goals	fg	pct.	01-19	20-29	30-39	40-49	50-99	lg	blk
Cam Little	6-6	100.0	0-0	4-4	1-1	1-1	0-0	44	0

FG Sequence	Arkansas	Opponents
Rice	(34)	36,(25)
Texas	(24),(24),(44),(22)	52
Ga. Southern	(25)	(32)

Numbers in (parentheses) indicate field goal was made.

Total Offense	g	plays	rush	pass	total	avg/g
KJ Jefferson	3	87	180	632	812	270.7
Trelon Smith	3	42	216	0	216	72.0
Raheim Sanders	3	25	137	0	137	45.7
D. Johnson	3	15	132	0	132	44.0
AJ Green	2	14	104	0	104	52.0
Malik Hornsby	2	7	51	-2	49	24.5
Josh Oglesby	2	4	19	0	19	9.5
Javion Hunt	1	4	19	0	19	19.0
TEAM	3	3	-11	0	-11	-3.7
Total	3	204	847	630	1477	492.3
Opponents	3	200	371	426	797	265.7

Punting	no.	yds	avg	lg	tb	fc	i20	50+	blk
Reid Bauer	12	487	40.6	60	0	7	2	1	0
TEAM	1	0	0.0	0	0	0	0	0	1
Total	13	487	37.5	60	0	7	2	1	1
Opponents	22	958	43.5	59	3	3	8	6	1

Kickoffs	no.	yds	avg	tb	ob	retn	net	ydln
Calvaruso,Vito	24	1530	63.8	20	0			
Total	24	1530	63.8	20	0	18.0	40.7	24
Opponents	10	583	58.3	2	0	27.2	37.0	28

ARKANSAS INDIVIDUAL STATISTICS

All Purpose	g	rush	rcv	pr	kr	ir	total	avg/g
Trelon Smith	3	216	10	0	0	0	226	75.3
Treyton Burks	3	0	206	0	0	0	206	68.7
KJ Jefferson	3	180	0	0	0	0	180	60.0
Raheim Sanders	3	137	0	0	19	0	156	52.0
Tyson Morris	3	0	148	0	0	0	148	49.3
L. Bishop	3	0	0	0	144	0	144	48.0
AJ Green	2	104	29	0	0	0	133	66.5
D. Johnson	3	132	0	0	0	0	132	44.0
De'Vion Warren	3	0	89	0	0	0	89	29.7
Jalen Catalon	3	0	0	0	0	83	83	27.7
Warren Thomps	3	0	81	0	0	0	81	27.0
Malik Hornsby	2	51	0	0	0	0	51	25.5
Blake Kern	3	0	43	0	0	0	43	14.3
Nathan Parodi	3	0	0	20	0	0	20	6.7
Josh Oglesby	2	19	0	0	0	0	19	9.5
Javion Hunt	1	19	0	0	0	0	19	19.0
K. Jackson Jr.	3	0	16	0	0	0	16	5.3
J. Crawford	3	0	8	0	0	0	8	2.7
Montaric Brown	3	0	0	0	0	5	5	1.7
Mataio Soli	3	0	0	4	0	0	4	1.3
Greg Brooks Jr.	3	0	0	2	0	0	2	0.7
TEAM	3	-11	0	0	0	0	-11	-3.7
Total	3	847	630	26	163	88	1754	584.7
Opponents	3	371	426	19	54	9	879	293.0

Punt Returns	no.	yds	avg	td	lg
Nathan Parodi	4	20	5.0	0	8
Greg Brooks Jr.	2	2	1.0	0	4
Mataio Soli	0	4	0.0	0	4
Total	6	26	4.3	0	8
Opponents	2	19	9.5	0	16

Interceptions	no.	yds	avg	td	lg
Jalen Catalon	2	83	41.5	0	44
Montaric Brown	1	5	5.0	0	5
Total	3	88	29.3	0	44
Opponents	2	9	4.5	0	9

Kick Returns	no.	yds	avg	td	lg
L. Bishop	5	144	28.8	0	42
Raheim Sanders	1	19	19.0	0	19
Total	6	163	27.2	0	42
Opponents	3	54	18.0	0	21

Fumble Returns	no.	yds	avg	td	lg
Greg Brooks Jr.	1	6	6.0	0	6
Total	1	6	6.0	0	6
Opponents	1	0	0.0	0	0

ARKANSAS DEFENSIVE STATISTICS

#	Defensive Leaders	gp	Tackles				Sacks no-yds	Pass defense			Fumbles		blkd	
			ua	a	tot	tfl/yds		int-yds	brup	qbh	rcv-yds	ff	kick	saf
10	Bumper Pool	3	7	23	30	2.0-2
1C	Jalen Catalon	3	15	13	28	1.0-2	.	2-83	3
27	Hayden Henry	3	5	19	24	3.5-5	.	.	.	1
31	Grant Morgan	3	6	14	20	2.5-6	0.5-3	.	1
7	Joe Foucha	3	6	12	18	1.5-4	.	.	1
55	Tre Williams	3	1	10	11	2.5-11	2.0-10	.	.	1
9	Greg Brooks Jr.	3	5	6	11	1.5-6	.	.	.	1	1-6	.	.	.
91	Taurean Carter	3	2	9	11	0.5-1	.	.	1
99	Ridgeway, John	2	3	7	10	2.0-6	1.0-5
21	Montaric Brown	3	5	4	9	.	.	1-5
56	Zach Williams	3	3	6	9	2.0-5	1.5-5	.	.	1	.	1	.	.
50	Eric Gregory	3	1	5	6	0.5-1	.	.	.	1
93	Isaiah Nichols	3	1	4	5	1.5-8	1.0-7	1	.	.
0	Markell Utsey	3	1	3	4	0.5-5	0.5-5	.	1	2
15	Simeon Blair	3	1	3	4	.	.	.	2
28	Andrew Parker	3	2	2	4	2
24	L. Bishop	3	1	2	3	.	.	.	1
8	Jayden Johnson	2	2	1	3	1.0-4
37	Eric Thomas Jr.	3	.	3	3
58	Jashaud Stewart	3	1	1	2
11	Mataio Soli	3	.	2	2	0.5-2	0.5-2
3	Nick Turner	2	.	2	2
45	Jackson Woodard	3	1	1	2
2E	Deon Edwards	3	.	1	1
17	Hudson Clark	3	.	1	1
1H	Khari Johnson	1	1	.	1
16	Treylon Burks	3	1	.	1
4	Malik Chavis	3	.	1	1
18	Trent Gordon	2	.	1	1
2	Myles Slusher	1	.	1	1
6T	Jacorre Turner	2	.	1	1
2B	Devin Bush	1	1	.	1
5	Dorian Gerald	1	1
35	Jake Yurachek	3	1	.
Total		3	72	158	230	23-68	7-37	3-88	10	10	1-6	2	1	.
Opponents		3	99	142	241	15-43	2-13	2-9	8	6	.	1	1	.

ARKANSAS INDIVIDUAL GAME HIGHS

Rushes	22	Trelon Smith vs Rice (Sep 04, 2021)
Yards Rushing	102	Trelon Smith vs Rice (Sep 04, 2021)
TD Rushes	2	KJ Jefferson vs Rice (Sep 04, 2021)
Long Rush	48	D. Johnson vs Ga. Southern (Sep 18, 2021)
Pass attempts	23	KJ Jefferson vs Ga. Southern (Sep 18, 2021)
Pass completions	14	KJ Jefferson vs Texas (Sep 11, 2021)
Yards Passing	366	KJ Jefferson vs Ga. Southern (Sep 18, 2021)
TD Passes	3	KJ Jefferson vs Ga. Southern (Sep 18, 2021)
Long Pass	91	KJ Jefferson vs Ga. Southern (Sep 18, 2021)
Receptions	5	Treyton Burks vs Rice (Sep 04, 2021)
	5	Treyton Burks vs Texas (Sep 11, 2021)
Yards Receiving	127	Treyton Burks vs Ga. Southern (Sep 18, 2021)
TD Receptions	1	Tyson Morris vs Rice (Sep 04, 2021)
	1	Treyton Burks vs Ga. Southern (Sep 18, 2021)
	1	Tyson Morris vs Ga. Southern (Sep 18, 2021)
	1	Warren Thompson vs Ga. Southern (Sep 18, 2021)
Long Reception	91	Treyton Burks vs Ga. Southern (Sep 18, 2021)
Field Goals	4	Cam Little vs Texas (Sep 11, 2021)
Long Field Goal	44	Cam Little vs Texas (Sep 11, 2021)
Punts	5	Reid Bauer vs Rice (Sep 04, 2021)
	5	Reid Bauer vs Ga. Southern (Sep 18, 2021)
Punting Avg	43.4	Reid Bauer vs Ga. Southern (Sep 18, 2021)
Long Punt	60	Reid Bauer vs Ga. Southern (Sep 18, 2021)
Punts inside 20	1	Reid Bauer vs Rice (Sep 04, 2021)
	1	Reid Bauer vs Ga. Southern (Sep 18, 2021)
Long Punt Return	8	Nathan Parodi vs Ga. Southern (Sep 18, 2021)
Long Kickoff Return	42	L. Bishop vs Rice (Sep 04, 2021)
Tackles	15	Hayden Henry vs Texas (Sep 11, 2021)
Sacks	1.5	Tre Williams vs Ga. Southern (Sep 18, 2021)
Tackles For Loss	2.5	Hayden Henry vs Texas (Sep 11, 2021)
	2.5	Grant Morgan vs Texas (Sep 11, 2021)
Interceptions	2	Jalen Catalon vs Rice (Sep 04, 2021)

ARKANSAS TEAM GAME HIGHS

Rushes	48	vs Ga. Southern (Sep 18, 2021)
Yards Rushing	333	vs Texas (Sep 11, 2021)
Yards Per Rush	7.1	vs Texas (Sep 11, 2021)
TD Rushes	4	vs Rice (Sep 04, 2021)
	4	vs Texas (Sep 11, 2021)
Pass attempts	25	vs Ga. Southern (Sep 18, 2021)
Pass completions	14	vs Texas (Sep 11, 2021)
	14	vs Ga. Southern (Sep 18, 2021)
Yards Passing	364	vs Ga. Southern (Sep 18, 2021)
Yards Per Pass	14.6	vs Ga. Southern (Sep 18, 2021)
TD Passes	3	vs Ga. Southern (Sep 18, 2021)
Total Plays	73	vs Ga. Southern (Sep 18, 2021)
Total Offense	633	vs Ga. Southern (Sep 18, 2021)
Yards Per Play	8.7	vs Ga. Southern (Sep 18, 2021)
Points	45	vs Ga. Southern (Sep 18, 2021)
Sacks By	3	vs Texas (Sep 11, 2021)
First Downs	27	vs Ga. Southern (Sep 18, 2021)
Penalties	13	vs Rice (Sep 04, 2021)
Penalty Yards	117	vs Rice (Sep 04, 2021)
Turnovers	1	vs Rice (Sep 04, 2021)
	1	vs Texas (Sep 11, 2021)
Interceptions By	3	vs Rice (Sep 04, 2021)
Punts	6	vs Rice (Sep 04, 2021)
Punting Avg	43.4	vs Ga. Southern (Sep 18, 2021)
Long Punt	60	vs Ga. Southern (Sep 18, 2021)
Punts inside 20	1	vs Rice (Sep 04, 2021)
	1	vs Ga. Southern (Sep 18, 2021)
Long Punt Return	8	vs Ga. Southern (Sep 18, 2021)

GAME 4: TEXAS A&M

OPPONENT INDIVIDUAL GAME HIGHS

Rushes	19	Robinson,Bijan, vs Texas (Sep 11, 2021)
Yards Rushing	69	Robinson,Bijan, vs Texas (Sep 11, 2021)
TD Rushes	2	Thompson,Casey, vs Texas (Sep 11, 2021)
Long Rush	76	Tomlin,Justin, vs Ga. Southern (Sep 18, 2021)
Pass attempts	24	GREEN, Wiley, vs Rice (Sep 04, 2021)
Pass completions	12	GREEN, Wiley, vs Rice (Sep 04, 2021)
Yards Passing	152	GREEN, Wiley, vs Rice (Sep 04, 2021)
TD Passes	1	GREEN, Wiley, vs Rice (Sep 04, 2021)
Long Pass	41	GREEN, Wiley, vs Rice (Sep 04, 2021)
Receptions	6	Hood,Khaleb, vs Ga. Southern (Sep 18, 2021)
Yards Receiving	97	PITRE III, A., vs Rice (Sep 04, 2021)
TD Receptions	1	PITRE III, A., vs Rice (Sep 04, 2021)
Long Reception	41	PITRE III, A., vs Rice (Sep 04, 2021)
Field Goals	1	RICCITELLI, C., vs Rice (Sep 04, 2021)
	1	Raynor,Alex, vs Ga. Southern (Sep 18, 2021)
Long Field Goal	32	Raynor,Alex, vs Ga. Southern (Sep 18, 2021)
Punts	10	Beck II,Anthony, vs Ga. Southern (Sep 18, 2021)
Punting Avg	48.0	Beck II,Anthony, vs Ga. Southern (Sep 18, 2021)
Long Punt	59	Beck II,Anthony, vs Ga. Southern (Sep 18, 2021)
Punts inside 20	4	Beck II,Anthony, vs Ga. Southern (Sep 18, 2021)
Long Punt Return	16	FRESCH, Sean, vs Rice (Sep 04, 2021)
Long Kickoff Return	21	Jamison,D'Shawn, vs Texas (Sep 11, 2021)
Tackles	11	CHAMBERLAIN, T., vs Rice (Sep 04, 2021)
	11	MONTERO, A., vs Rice (Sep 04, 2021)
Sacks	1.0	MONTERO, A., vs Rice (Sep 04, 2021)
Tackles For Loss	1.5	Brockermeyer,Lu, vs Texas (Sep 11, 2021)
Interceptions	1	FRESCH, Sean, vs Rice (Sep 04, 2021)
	1	Foster,B.J., vs Texas (Sep 11, 2021)

OPPONENT TEAM GAME HIGHS

Rushes	41	vs Texas (Sep 11, 2021)
Yards Rushing	152	vs Ga. Southern (Sep 18, 2021)
Yards Per Rush	4.3	vs Ga. Southern (Sep 18, 2021)
TD Rushes	3	vs Texas (Sep 11, 2021)
Pass attempts	34	vs Rice (Sep 04, 2021)
Pass completions	17	vs Rice (Sep 04, 2021)
Yards Passing	227	vs Rice (Sep 04, 2021)
Yards Per Pass	6.7	vs Rice (Sep 04, 2021)
TD Passes	1	vs Rice (Sep 04, 2021)
Total Plays	73	vs Rice (Sep 04, 2021)
Total Offense	308	vs Rice (Sep 04, 2021)
Yards Per Play	4.2	vs Rice (Sep 04, 2021)
Points	21	vs Texas (Sep 11, 2021)
Sacks By	2	vs Rice (Sep 04, 2021)
First Downs	19	vs Rice (Sep 04, 2021)
Penalties	10	vs Rice (Sep 04, 2021)
Penalty Yards	60	vs Rice (Sep 04, 2021)
Turnovers	3	vs Rice (Sep 04, 2021)
Interceptions By	1	vs Rice (Sep 04, 2021)
	1	vs Texas (Sep 11, 2021)
Punts	10	vs Ga. Southern (Sep 18, 2021)
Punting Avg	48.0	vs Ga. Southern (Sep 18, 2021)
Long Punt	59	vs Ga. Southern (Sep 18, 2021)
Punts inside 20	4	vs Ga. Southern (Sep 18, 2021)
Long Punt Return	16	vs Rice (Sep 04, 2021)

ARKANSAS 3RD-DOWN CONVERSIONS

Date	Opponent	Score	Overall	1st Qtr	2nd Qtr	3rd Qtr	4th Qtr	Overtime
Sep 04, 2021	RICE	W 38-17	3-11 27.3	1-4 25.0	0-2 0.0	1-3 33.3	1-2 50.0	
Sep 11, 2021	TEXAS	W 40-21	5-12 41.7	1-5 20.0	1-3 33.3	1-2 50.0	2-2 100.0	
Sep 18, 2021	GA. SOUTHERN	W 45-10	7-15 46.7	2-4 50.0	1-4 25.0	1-3 33.3	3-4 75.0	
	Arkansas		15-38 39.5	4-13 30.8	2-9 22.2	3-8 37.5	6-8 75.0	0-0 0.0
	Opponents		13-46 28.3	2-10 20.0	4-15 26.7	2-11 18.2	5-10 50.0	0-0 0.0

ARKANSAS 4TH-DOWN CONVERSIONS

Date	Opponent	Score	Overall	1st Qtr	2nd Qtr	3rd Qtr	4th Qtr	Overtime
Sep 04, 2021	RICE	W 38-17	0-1 0.0	0-0 0.0	0-0 0.0	0-1 0.0	0-0 0.0	
Sep 11, 2021	TEXAS	W 40-21	1-1 100.0	1-1 100.0	0-0 0.0	0-0 0.0	0-0 0.0	
Sep 18, 2021	GA. SOUTHERN	W 45-10	1-1 100.0	0-0 0.0	0-0 0.0	0-0 0.0	1-1 100.0	
	Arkansas		2-3 66.7	1-1 100.0	0-0 0.0	0-1 0.0	1-1 100.0	0-0 0.0
	Opponents		3-6 50.0	0-0 0.0	0-0 0.0	1-4 25.0	2-2 100.0	0-0 0.0

ARKANSAS TIME OF POSSESSION

Date	Opponent	Score	Overall	1st Qtr	2nd Qtr	3rd Qtr	4th Qtr	Overtime
Sep 04, 2021	RICE	W 38-17	26:06	6:09	6:13	7:40	6:04	
Sep 11, 2021	TEXAS	W 40-21	31:03	9:08	7:41	6:42	7:32	
Sep 18, 2021	GA. SOUTHERN	W 45-10	33:06	8:24	6:57	5:30	12:15	
	Arkansas	Total	90:15	23:41	20:51	19:52	25:51	0:00
		Avg.	30:05	7:53	6:57	6:37	8:37	0:00
	Opponents	Total	89:45	21:19	24:09	25:08	19:09	0:00
		Avg.	29:55	7:06	8:03	8:22	6:23	0:00

ARKANSAS PASSING GAME-BY-GAME STATISTICS

#1 KJ Jefferson	Comp	Att	Int	Pct	Yards	TD	Long	Sacked	Effic
Rice	12	21	1	57.1	128	1	31	2-13	114.53
Texas	14	19	1	73.7	138	0	45	0-0	124.17
Ga. Southern	13	23	0	56.5	366	3	91	0-0	233.23
TOTALS	39	63	2	61.9	632	4	91	2-13	160.77

#4H Malik Hornsby	Comp	Att	Int	Pct	Yards	TD	Long	Sacked	Effic
Ga. Southern	1	1	0	100.0	-2	0	0	0-0	83.20
TOTALS	1	1	0	100.0	-2	0	0	0-0	83.20

#9J Jones, John Step	Comp	Att	Int	Pct	Yards	TD	Long	Sacked	Effic
Ga. Southern	0	1	0	0.0	0	0	0	0-0	0.00
TOTALS	0	1	0	0.0	0	0	0	0-0	0.00

ARKANSAS RUSHING/RECEIVING GAME-BY-GAME STATISTICS

RUSHING	No-Yds/TD	RICE	TEX	GS
Trelon Smith RB	42-216/3	22-102/1	12-75/1	8-39/1
KJ Jefferson QB	24-180/2	9-89/2	10-73/0	5-18/0
Raheim Sanders RB	25-137/1	7-44/0	8-50/1	10-43/0
D. Johnson RB	15-132/3	4-16/1	6-44/1	5-72/1
AJ Green RB	14-104/1	DNP	7-67/1	7-37/0
Malik Hornsby QB	6-51/1	DNP	1-29/0	5-22/1
Josh Oglesby RB	4-19/0	DNP	1-2/0	3-17/0
Javion Hunt RB	4-19/0	DNP	DNP	4-19/0
Treyton Burks WR	2-0/0	1-2/0	-	1-2/0
TEAM	3-11/0	1-4/0	2-7/0	-

RECEIVING	No-Yds/TD	RICE	TEX	GS
Treyton Burks WR	13-206/1	5-42/0	5-37/0	3-127/1
Tyson Morris WR	6-148/2	3-42/1	1-45/0	2-61/1
De'Vion Warren WR	6-89/0	2-14/0	1-8/0	3-67/0
Warren Thompson WR	4-81/1	-	3-21/0	1-60/1
Blake Kern TE	4-43/0	1-14/0	2-8/0	1-21/0
AJ Green RB	3-29/0	DNP	1-9/0	2-20/0
K. Jackson Jr. WR	1-16/0	1-16/0	-	-
Trelon Smith RB	1-10/0	-	1-10/0	-
J. Crawford WR	2-8/0	-	-	2-8/0

ARKANSAS RETURNS GAME-BY-GAME STATISTICS

PUNT RETURNS	No-Yds	RICE	TEX	GS
Nathan Parodi	4-20	-	1-7	3-13
Greg Brooks Jr.	2-2	1-4	1--2	-

KICK RETURNS	No-Yds	RICE	TEX	GS
L. Bishop	5-144	3-108	-	2-36
Raheim Sanders	1-19	-	1-19	-

INT. RETURNS	No-Yds	RICE	TEX	GS
Jalen Catalon	2-83	2-83	-	-
Montaric Brown	1-5	1-5	-	-

FUMBLE RETURNS	No-Yds	RICE	TEX	GS
Greg Brooks Jr.	1-6	-	1-6	-

ARKANSAS TACKLES FOR LOSS GAME-BY-GAME STATISTICS

TACKLES FOR LOSS	UA-A	Total	RICE	TEX	GS
Hayden Henry LB	1-5	3.5	1.0-1	2.5-4	-
Grant Morgan LB	1-3	2.5	-	2.5-6	-
Tre Williams DL	1-3	2.5	-	0.5-2	2.0-9
Ridgeway, John	1-2	2.0	DNP	1.0-5	1.0-1
Zach Williams DL	1-2	2.0	0.5-2	1.5-3	-
Bumper Pool LB	1-2	2.0	1.5-2	-	0.5-0
Isaiah Nichols DL	1-1	1.5	1.0-7	0.5-1	-
Greg Brooks Jr. DB	1-1	1.5	0.5-0	-	1.0-6
Joe Foucha DB	1-1	1.5	-	1.5-4	-
Jayden Johnson DB	1-0	1.0	-	DNP	1.0-4
Jalen Catalon DB	1-0	1.0	1.0-2	-	-
Markell Utsey DL	0-1	0.5	-	-	0.5-5
Eric Gregory DL	0-1	0.5	0.5-1	-	-
Mataio Soli DL	0-1	0.5	0.5-2	-	-
Taurean Carter DL	0-1	0.5	0.5-1	-	-

ARKANSAS SACKS GAME-BY-GAME STATISTICS

SACKS	UA-A	Total	RICE	TEX	GS
Tre Williams DL	1-2	2.0	-	0.5-2	1.5-8
Zach Williams DL	1-1	1.5	0.5-2	1.0-3	-
Ridgeway, John	1-0	1.0	DNP	1.0-5	-
Isaiah Nichols DL	1-0	1.0	1.0-7	-	-
Mataio Soli DL	0-1	0.5	0.5-2	-	-
Grant Morgan LB	0-1	0.5	-	0.5-3	-
Markell Utsey DL	0-1	0.5	-	-	0.5-5

ARKANSAS TOTAL TACKLES GAME-BY-GAME STATISTICS

Total Tackles	UA-A	Total	RICE	TEX	GS
Bumper Pool LB	7-23	30	3-11	1-9	3-3
Jalen Catalon DB	15-13	28	6-5	3-5	6-3
Hayden Henry LB	5-19	24	2-3	3-12	0-4
Grant Morgan LB	6-14	20	0-1	4-9	2-4
Joe Foucha DB	6-12	18	2-3	2-6	2-3
Tre Williams DL	1-10	11	0-5	0-2	1-3
Greg Brooks Jr. DB	5-6	11	3-3	1-1	1-2
Taurean Carter DL	2-9	11	1-5	0-1	1-3
Ridgeway, John	3-7	10	DNP	3-3	0-4
Montaric Brown DB	5-4	9	1-2	1-1	3-1
Zach Williams DL	3-6	9	2-2	1-1	0-3
Eric Gregory DL	1-5	6	0-3	0-2	1-0
Isaiah Nichols DL	1-4	5	1-0	0-3	0-1
Simeon Blair DB	1-3	4	0-1	0-2	1-0
Andrew Parker LB	2-2	4	2-2	-	-
Markell Utsey DL	1-3	4	0-1	-	1-2
Jayden Johnson DB	2-1	3	1-0	DNP	1-1
L. Bishop DB	1-2	3	0-1	1-1	-
Eric Thomas Jr. DL	0-3	3	0-2	0-1	-
Mataio Soli DL	0-2	2	0-1	0-1	-
Nick Turner DB	0-2	2	DNP	0-2	-
Jashaud Stewart DL	1-1	2	1-1	-	-
Jackson Woodard LB	1-1	2	1-0	0-1	-
Jacorre Turner DB	0-1	1	-	DNP	0-1
Devin Bush DB	1-0	1	1-0	DNP	DNP
Deon Edwards LB	0-1	1	-	-	0-1
Khari Johnson DB	1-0	1	DNP	DNP	1-0
Myles Slusher DB	0-1	1	DNP	DNP	0-1
Treyton Burks	1-0	1	-	1-0	-
Malik Chavis DB	0-1	1	0-1	-	-
Hudson Clark DB	0-1	1	-	0-1	-
Trent Gordon DB	0-1	1	0-1	-	DNP

ARKANSAS FUMBLES GAME-BY-GAME STATISTICS

FUMBLES	No-Lost	RICE	TEX	GS
TEAM	1-0	1-0	-	-
Greg Brooks Jr.	1-0	-	1-0	-
L. Bishop	1-0	1-0	-	-

FUMBLES FORCED	Number	RICE	TEX	GS
Isaiah Nichols	1	1	-	-
Zach Williams	1	-	1	-

FUMBLES RECOVERED	Number	RICE	TEX	GS
Greg Brooks Jr.	1	-	1	-

WEEKLY MEDIA SCHEDULE: TEXAS A&M

19 ^{SUN}	20 ^{MON}	21 ^{TUES}	22 ^{WED}	23 ^{THURS}	24 ^{FRI}	25 ^{SAT}
No media availability	Press Conference Noon Coach Pittman 4:50 p.m. Practice Viewing	Media Availability 4:10 p.m. Practice Viewing Post Practice Media 6:15 p.m. Student-Athletes <i>via Zoom Only</i>	Media Availability 1 p.m. Coach Pittman <i>via Zoom Only</i> 7 p.m. <i>Sam Pittman Live</i>	No media availability	No media availability	Gameday Texas A&M Kickoff - 2:30 p.m. TV - CBS Post Game Coach Pittman & Student-Athletes

ARKANSAS COMMUNICATIONS



KYLE PARKINSON

Associate AD/Communications

Cell 479.387.4753

Email kparkin@uark.edu

Twitter @TheOtherKP



OLIVER GRIGG

Assistant Director/Communications

Cell 479.502.6577

Email ogrigg@uark.edu

Twitter @Oliver_Grigg



JACOB PAVILACK

Assistant Director/Communications

Cell 479.463.0736

Email jpgavila@uark.edu

Twitter @JacobPavs

Office: 479-575-2751

Fax: 479-575-7481

Fayetteville Press Box: (479) 575-6622

Little Rock Press Box: (501) 663-0514

GAME CREDENTIAL REQUESTS

All requests for media and/or photo credentials must be made online at www.SportsSystems.com/Arkansas. Requests should be made at least two weeks in advance.

Credentials will not be mailed. They may be picked up beginning three hours prior to kickoff at the media will call station at the base of the elevator at both Donald W. Reynolds Razorback Stadium in Fayetteville and War Memorial Stadium in Little Rock. Photo identification is required when picking up credentials.

ARKANSAS FTP SITE

An FTP site is available for members of the media. For more information concerning the FTP site, contact Michelle Glover (miglover@uark.edu).

CollegePressBox.com

CollegePressBox.com is the official media website for SEC football. Access and download weekly game notes, quotes, statistics, media guides, headshots, logos, flip cards and more for each of the SEC's members. Login information will be distributed to accredited media or you can apply for a password by sending an email to password@collegepressbox.com.

SEC WEEKLY TELECONFERENCE

Head coach Sam Pittman will participate each week in the SEC teleconference of football coaches. The teleconferences will be conducted each Wednesday from Sept. 1 to Nov. 24 from 10 a.m. CT to 12:10 p.m. CT. For more information and the teleconference number, contact the SEC Media Relations Office at (205) 458-3000.

10:00 a.m.	Ed Orgeron, LSU
10:10 a.m.	Kirby Smart, Georgia
10:20 a.m.	Dan Mullen, Florida
10:30 a.m.	Clark Lea, Vanderbilt
10:40 a.m.	Sam Pittman, Arkansas
10:50 a.m.	Josh Heupel, Tennessee
11:00 a.m.	Nick Saban, Alabama
11:10 a.m.	Shane Beamer, South Carolina
11:20 a.m.	Lane Kiffin, Ole Miss
11:30 a.m.	Jimbo Fisher, Texas A&M
11:40 a.m.	Mark Stoops, Kentucky
11:50 a.m.	Mike Leach, Mississippi State
12:00 p.m.	Elijah Drinkwitz, Missouri
12:10 p.m.	Bryan Harsin, Auburn

SAM PITTMAN LIVE

"Sam Pittman Live," Coach Pittman's weekly radio show presented by Lindsey and Westrock Coffee Company airs on Wednesday nights starting at 7 p.m. For the 13th straight year, the one-hour radio show will be broadcast live from the Catfish Hole. The show will be carried throughout the state of Arkansas on the Razorback Sports Network and locally in Fayetteville on 105.3 FM, 99.5, 92.1 FM and 1290 AM.

RAZORBACK FOOTBALL WITH SAM PITTMAN

"Razorback Football with Sam Pittman" is the official television coach's show of Razorback football. The one-hour show will air statewide and throughout the region on numerous television affiliates. A total of 12 shows will air throughout the season on the following stations: KATV (Sunday's at 10:30 p.m.), KFSM (Sunday at 10:30 p.m.) and KNXW (Sunday at 9:30 p.m.). The show will also be available regionally on Cox Sports Television on Wednesdays at 6 p.m. and Fox Sports Southwest on Tuesdays at 4 p.m.

RADIO AFFILIATES

Batesville.....	KWOZ-FM 103.3
Batesville.....	KBTA-AM 1340
Camden.....	KCXY-FM 95.3
Camden.....	KAMD-FM 97.1
Crossett.....	KAGH-AM 800
Crossett.....	KAGH-FM 104.9
De Queen.....	KDON-FM 92.1
DeWitt.....	KDEW-FM 97.3
El Dorado.....	KMRX-FM 96.1
Fayetteville.....	KAKS-FM 99.5
Fayetteville.....	KUOA-AM 1290
Fayetteville.....	KOSM-FM 92.1
Fayetteville.....	KUOA-FM 95.3
Fayetteville.....	KBVA-FM HD3 106.5
Forrest City.....	KBFC-FM 93.5
Fort Smith.....	KERX-FM 95.3
Glenwood.....	KHGZ-AM 670
Glenwood.....	KHGZ-FM 98.9
Hot Springs/Mena.....	KTTG-FM 96.3
Jonesboro.....	KEGI-FM 100.5
Little Rock.....	KABZ-FM 103.7
Magnolia.....	KZHE-FM 100.5
Marshall.....	KBCN-FM 104.3
Mena.....	KTTG-FM 96.3
Monett (Mo.).....	KKBL-FM 95.9
Monticello.....	KGPO-FM 99.9
Morrilton.....	KCON-FM 99.3
Mountain Home.....	KOMT-FM 107.5
Ozark.....	KDYN-FM 96.7
Ozark.....	KDYN-AM 1540
Ruston (La.).....	KWXM-FM 102.3
Searcy.....	KSMD-FM 99.1
Texarkana (Texas).....	KKTK-AM 1400
Wynne.....	KWYN-FM 92.5