



Saturday, October 16, 2021 • 11:00 a.m. • CBS • Donald W. Reynolds Razorback Stadium (76,000) • Fayetteville, Ark.

CBS

Noah Eagle, Play-By-Play
Aaron Murray, Analyst
Rick Neuheisel Analyst
Jenny Dell, Reporter

RAZORBACK/IMG SPORTS NETWORK

Chuck Barrett, Play-By-Play
Quinn Grovey, Analyst
Geno Bell, Reporter

SIRIUS/XM RADIO

SIRIUS/XM Channel 81/81
Internet Channel 81

COACHING STAFF

ON THE FIELD (Year at Arkansas)

Sam Pittman - Head Coach (2nd)
Scott Fountain - Asst. HC/Special Teams (2nd)
Kendal Briles - Offensive Coordinator/QBs (2nd)
Jermial Ashley - Defensive Line (1st)
Sam Carter - Cornerbacks (2nd)
Kenny Guiton - Wide Receivers (1st)
Cody Kennedy - Offensive Line (1st)
Michael Scherer - Linebackers (1st)
Jimmy Smith - Running Backs (2nd)

IN THE BOOTH

Barry Odom - Assoc. HC/Def. Coordinator/Safeties (2nd)
Dowell Loggains - Tight Ends (1st)

FOUR DOWNS

4

>>>>>>

WR Treylon Burks, who has a catch in 26 straight games, is one of four FBS pass catchers to record a reception in every game of their career (min. 20 games).

14

>>>>>>

Sam Pittman is one of 14 SEC coaches in history to take over a team with a losing record and lead it to the Top 10 in the AP Poll within his first two seasons.

54

>>>>>>

The Razorbacks' 54 rushes of 10-plus yards, led by QB KJ Jefferson's 14 rushes of 10-plus yards, rank first in the SEC and second in the FBS this season.

300

>>>>>>

Arkansas is the only FBS team with three players who have 300-plus rushing yards this year: RB Treylon Smith (387), RB Raheim Sanders (324), QB KJ Jefferson (320).



AUBURN
VS.
ARKANSAS



AUBURN TIGERS (4-2, 1-1 SEC)

AP/Coaches Rank: NR/NR

Head Coach: Bryan Harsin (Boise State, '00)

Career Record: 80-26 (9th season)

Record at Auburn: 4-2 (1st season)

ARKANSAS RAZORBACKS (4-2, 1-2 SEC)

AP/Coaches Rank: 17/19

Head Coach: Sam Pittman (Pittsburg State [Kan.], '86)

Career Record: 7-9 (2nd season)

Record at Arkansas: Same

THE RUNDOWN

• After three consecutive games away from the friendly confines of Donald W. Reynolds Razorback Stadium, the Hogs return home looking to put a stop to their two-game losing streak. SEC West foes Arkansas and Auburn will kick off action at 11 a.m. Saturday, Oct. 16, on CBS.

• One of the most talked-about stories of the 2021 college football season is Arkansas' rapid ascension in the national polls. Unranked to begin the year, the Hogs climbed as high as No. 8 in The Associated Press poll and No. 11 in the USA Today Coaches poll, respectively, earlier in the season.

• The Razorbacks are currently ranked No. 17 in the AP poll and No. 19 in the Coaches poll. Arkansas has now appeared in the AP poll 422 times in program history – the 21st-most appearances of all time.

• Arkansas is one of five teams in the country, along with No. 1 Georgia, No. 2 Iowa, No. 5 Alabama and Stanford, with multiple wins against top-15 ranked opponents this year.

• QB KJ Jefferson is one of the best at his position in all of college football. The Razorback signal-caller has thrown for 1,235 yards and nine touchdowns while gaining 320 yards on the ground with five touchdowns. Jefferson is the only quarterback in the SEC, and one of only six in the FBS, with 1,200+ passing yards and 300+ rushing yards on the year.

• RB Treylon Smith has run for a team-leading 387 yards and four scores through six games this season. The speedster has scored nine rushing touchdowns in his last 10 games, averaging 84.6 rushing yards per game during that span. Powered by Smith's legs, the Razorbacks boast the third-best rushing offense in the SEC and the ninth-best rushing attack in the country, averaging 244.8 yards per game.

• WR Treylon Burks leads Arkansas with 29 catches for 519 yards and three touchdowns this season, ranking second among all SEC pass catchers in receiving yards. The wideout, who extended his streak of consecutive games with a reception to 26 at Ole Miss, is 60 yards away from entering the program's top 10 for career receiving yards.

• LB Bumper Pool leads the Razorbacks in total tackles with 61, including 4.5 tackles for loss, through six games. Pool, who has one pass breakup on the year, has contributed to an Arkansas passing defense that ranks second in the SEC and sixth in the FBS, allowing only 156.0 yards per game.



KJ JEFFERSON

PASSING

79/126 (62.7%)

1,235 YDS

9 TD/3 INT




TREYLON SMITH

RUSHING

73 ATT

387 YDS

4 TD



TREYLON BURKS

RECEIVING

29 REC

519 YDS

3 TD





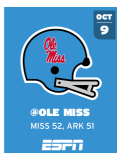


BUMPER POOL

TACKLES

61 TOTAL

4.5 TFL

1 PBU



GAME 7: AUBURN

THE GAME: ARKANSAS vs. AUBURN

INSIDE THE SERIES

All-Time Record: Auburn leads, 18-11-1

In Fayetteville: Auburn leads, 8-5

In Auburn: Auburn leads, 9-5-1

In Little Rock: Arkansas leads, 1-0

In Memphis: Auburn leads, 1-0

Most points scored by Arkansas: 54 (2015)

Most points scored by Auburn: 65 (2010)

Largest margin of victory by Arkansas: 25 (2001)

Largest margin of victory by Auburn: 53 (2016)

SERIES HISTORY

Date	UA/Opp Rank	Site	Result
Dec. 27, 1984	NR/11	Memphis, Tenn.	L, 21-15
Oct. 31, 1992		Auburn, Ala.	T, 24-24
Oct. 30, 1993		Fayetteville, Ark.	L, 31-21
Oct. 29, 1994	NR/4	Auburn, Ala.	L, 31-14
Oct. 28, 1995	NR/11	Little Rock, Ark.	W, 30-28
Nov. 2, 1996		Auburn, Ala.	L, 28-7
Oct. 25, 1997	NR/11	Fayetteville, Ark.	L, 26-21
Oct. 31, 1998	14/NR	Auburn, Ala.	W, 24-21
Oct. 30, 1999		Fayetteville, Ark.	W, 34-10
Oct. 28, 2000	NR/25	Auburn, Ala.	L, 21-19
Oct. 27, 2001	NR/17	Fayetteville, Ark.	W, 42-17
Oct. 12, 2002	NR/24	Auburn, Ala.	W, 38-17
Oct. 11, 2003	7/NR	Fayetteville, Ark.	L, 10-3
Oct. 16, 2004	NR/4	Auburn, Ala.	L, 38-20
Oct. 15, 2005	NR/21	Fayetteville, Ark.	L, 34-17
Oct. 7, 2006	NR/2	Auburn, Ala.	W, 27-10
Oct. 13, 2007	NR/22	Fayetteville, Ark.	L, 9-7
Oct. 11, 2008	NR/20	Auburn, Ala.	W, 25-22
Oct. 10, 2009	NR/17	Fayetteville, Ark.	W, 44-23
Oct. 16, 2010	12/7	Auburn, Ala.	L, 65-43
Oct. 8, 2011	10/15	Fayetteville, Ark.	W, 38-14
Oct. 6, 2012		Auburn, Ala.	W, 24-7
Nov. 2, 2013	NR/8	Fayetteville, Ark.	L, 35-17
Aug. 30, 2014	NR/6	Auburn, Ala.	L, 45-21
Oct. 24, 2015		Fayetteville, Ark.	W, 54-46 (40T)
Oct. 22, 2016	17/21	Auburn, Ala.	L, 56-3
Oct. 21, 2017	NR/21	Fayetteville, Ark.	L, 52-20
Sept. 22, 2018	NR/7	Auburn, Ala.	L, 34-3
Oct. 19, 2019	NR/11	Fayetteville, Ark.	L, 51-10
Oct. 10, 2020	NR/13	Auburn, Ala.	L, 30-28

100-YARD RUSHING GAMES (11)

Player	Date	Rushes	Yards	TDs
Alex Collins	10/24/15	25	105	1
Jonathan Williams	11/2/13	15	104	0
Michael Smith	10/10/09	18	145	1
Michael Smith	10/11/08	35	176	1
Darren McFadden	10/7/06	28	145	1
Felix Jones	10/7/06	13	104	1
Darren McFadden	10/15/05	13	108	2
Fred Talley	10/12/02	21	241	1
Fred Talley	10/28/00	26	161	1
Chrys Chukwuma	10/30/99	19	115	1
Madre Hill	10/28/95	45	186	1

300-YARD PASSING GAMES (3)

Player	Date	C-A	Yards	TDs
Feleipe Franks	10/10/20	22-30	318	4
Tyler Wilson	10/16/10	25-34	332	4
Clint Stoerner	10/25/97	20-43	325	2

100-YARD RECEIVING GAMES (3)

Player	Date	Rec.	Yards	TDs
Greg Childs	10/16/10	9	164	2
Anthony Eubanks	10/25/97	9	167	1
Anthony Eubanks	10/28/95	8	108	1

TOTALS

100-Yard Rushing Games (Players): 11 (8)

300-Yard Passing Games (Players): 3 (3)

100-Yard Receiving Games (Players): 3 (2)

STATISTICAL BREAKDOWN: ARKANSAS vs. AUBURN

Arkansas	Rank: SEC (FBS)	Category	Auburn	Rank: SEC (FBS)
32.3	8 (44)	Scoring Offense	34.0	6 (36)
24.5	9 (66)	Scoring Defense	19.2	5 (26)
462.0	6 (25)	Total Offense	451.2	7 (31)
335.2	8 (39)	Total Defense	320.7	6 (32)
244.8	4 (9)	Rushing Offense	206.2	6 (32)
179.2	11 (98)	Rushing Defense	104.7	3 (23)
217.2	11 (84)	Passing Offense	245.0	6 (57)
156.0	2 (6)	Passing Defense	216.0	9 (52)
19.8	9 (76)	Kickoff Return Avg.	25.0	5 (27)
3.6	13 (113)	Punt Return Avg.	12.4	2 (27)
30:05	8 (59)	Time of Possession	28:12	12 (98)
36.8%	13 (85)	3rd Down Conv. Pct.	46.6%	5 (24)
29.9%	3 (17)	3rd Down Conv. Pct. Defense	35.3%	7 (45)
36.8	13 (104)	Net Punting	43.5	3 (15)
0.33	8 (50)	Turnover Margin	0.17	10 (64)
2	6 (83)	Fumbles Recovered	1	12 (110)
1	2 (7)	Fumbles Lost	3	8 (48)
4	9 (59)	Passes Intercepted	4	9 (59)
6	10 (91)	Turnovers Gained	5	13 (103)
4	2 (9)	Turnovers Lost	4	2 (9)
160.41	4 (20)	Passing Efficiency	124.15	12 (96)
106.83	2 (8)	Pass Efficiency Defense	138.48	10 (79)
8.8	13 (125)	Fewest Penalties Per Game	5.8	4 (47)
73.5	11 (119)	Fewest Yards Penalized Per Game	46.8	4 (38)
1.7	13 (103)	Sacks	2.7	6 (36)
1.5	5 (29)	Sacks Allowed	1.2	4 (16)
6.8	6 (35)	Tackles for Loss	8.0	2 (6)
6.0	11 (76)	Tackles for Loss Allowed	3.7	3 (10)
134	7 (34)	First Downs	134	7 (34)
104	3 (40)	First Downs Allowed	106	4 (44)
88.9%	7 (42)	Red Zone Offense	89.5%	5 (39)
87.5%	7 (88)	Red Zone Defense	94.7%	14 (122)

INDIVIDUAL STATS

ARKANSAS					AUBURN				
Rushing	Att.	Yds.	Avg.	TD	Rushing	Att.	Yds.	Avg.	TD
Trelon Smith	73	387	5.3	4	Jarquez Hunter	47	465	9.9	3
Raheim Sanders	54	324	6.0	1	Tank Bigsby	84	458	5.5	5
KJ Jefferson	60	320	5.3	5	Bo Nix	43	169	3.3	1
Dominique Johnson	27	176	6.5	3					
Passing	Comp.	Att.	Yds.	TD/INT	Passing	Comp.	Att.	Yds.	TD/INT
KJ Jefferson	79	126	1235	9/3	Bo Nix	107	185	1196	6/1
					TJ Finley	17	32	275	2/0
Receiving	Rec.	Yds.	Avg.	TD	Receiving	Rec.	Yds.	Avg.	TD
Treyton Burks	29	519	17.9	3	Demetris Robertson	21	231	11.0	2
Tyson Morris	11	204	18.5	2	Kobe Hudson	19	267	14.1	1
Warren Thompson	11	179	16.3	2	John Samuel Shenker	19	256	13.5	0
De'Vion Warren	7	101	14.4	0	Shedric Jackson	16	210	13.1	1
Punting	No.	Yds.	Avg.	Long	Punting	No.	Yds.	Avg.	Long
Reid Bauer	27	1113	41.2	60	Oscar Chapman	21	921	44.3	53
Punt Returns	No.	Yds.	Avg.	Long	Punt Returns	No.	Yds.	Avg.	Long
Nathan Parodi	8	37	4.6	10	Demetris Robertson	4	54	13.5	23
Kickoff Returns	No.	Yds.	Avg.	Long	Kickoff Returns	No.	Yds.	Avg.	Long
LaDarrius Bishop	5	144	28.8	42	Nehemiah Pritchett	6	184	30.7	72
Scoring	TD	FG	PAT	Total	Scoring	TD	FG	PAT	Points
Cam Little	-	9	23	50	Anders Carlson	-	11	22	55
KJ Jefferson	5	-	-	30	Tank Bigsby	5	-	-	30
Tackles	UT-AT	TT	TFL	Other	Tackles	UT-AT	TT	TFL	Other
Bumper Pool	24-37	61	4.5-6	1 PBU	Chandler Wooten	23-20	43	3.0-10	1 PBU
Grant Morgan	20-30	50	3.5-13	0.5 SK, 3 PBU	Zakoby McClain	19-19	38	3.0-5	
Hayden Henry	18-32	50	6.5-11	1.0 SK	Colby Wooden	13-15	28	5.0-14	2.0 SK, 2 PBU
Jalen Catalon	22-24	36	1.5-2	2 INT, 4 PBU	Zion Puckett	19-8	27	0.0-0	



Box Score (Final) Arkansas Razorbacks Football Arkansas vs #13 Auburn (Oct 10, 2020 at Auburn, Ala.)



Score by Quarters	1	2	3	4	Total
Arkansas	0	12	6	10	28
Auburn	10	10	0	10	30

Qtr Time Scoring play

1st	04:32	AU - Barton Lester 0 yd blocked punt return (Anders Carlson kick)
	00:36	AU - Anders Carlson 47 yd field goal, 5-47 2:34
2nd	09:22	AU - Bo Nix 15 yd run (Anders Carlson kick), 10-80 4:49
	06:24	AR - Mike Woods 4 yd pass from Feleipe Franks (TEAM kick failed), 8-65 2:58
	02:15	AR - DeVion Warren 7 yd pass from Feleipe Franks (Feleipe Franks pass failed), 6-75 2:00
	00:38	AU - Anders Carlson 25 yd field goal, 6-57 1:37
3rd	04:14	AR - Trelon Smith 5 yd pass from Feleipe Franks (Feleipe Franks pass failed), 13-85 5:30
4th	14:51	AU - A. Schwartz 17 yd pass from Bo Nix (Anders Carlson kick), 9-64 4:12
	11:37	AR - AJ Reed 23 yd field goal, 10-70 3:14
	05:29	AR - DeVion Warren 30 yd pass from Feleipe Franks (AJ Reed kick), 10-70 4:50
	00:07	AU - Anders Carlson 39 yd field goal, 7-23 1:59

	AR	AU
FIRST DOWNS	22	24
RUSHES-YARDS (NET)	42-119	41-259
PASSING YDS (NET)	318	187
Passes Att-Comp-Int	30-22-0	29-18-0
TOTAL OFFENSE PLAYS-YARDS	72-437	70-446
Fumble Returns-Yards	0-0	0-0
Punt Returns-Yards	0-0	4-34
Kickoff Returns-Yards	0-0	4-106
Interception Returns-Yards	0-0	0-0
Punts (Number-Avg)	6-35.3	5-37.4
Fumbles-Lost	0-0	1-0
Penalties-Yards	6-26	7-52
Possession Time	27:42	32:18
Third-Down Conversions	6 of 15	6 of 15
Fourth-Down Conversions	1 of 1	0 of 0
Red-Zone Scores-Chances	4-4	4-5
Sacks By: Number-Yards	3-16	3-10

RUSHING: Arkansas-Trelon Smith 21-81; Feleipe Franks 15-28; AMontae Spivey 4-11; Malik Hornsby 2-minus 1. Auburn-Tank Bigsby 20-146; D.J. Williams 8-71; Bo Nix 10-30; J.J. Pegues 2-12; A. Schwartz 1-0.

PASSING: Arkansas-Feleipe Franks 22-30-0-318. Auburn-Bo Nix 17-28-0-187; J.J. Pegues 1-1-0-0.

RECEIVING: Arkansas-Mike Woods 6-81; Trelon Smith 6-78; DeVion Warren 5-95; Blake Kern 4-59; Tyson Morris 1-6; Trey Knox 0-minus 1. Auburn-A. Schwartz 10-100; Tank Bigsby 4-16; Seth Williams 3-70; D.J. Williams 1-1.

INTERCEPTIONS: Arkansas-None. Auburn-None.

FUMBLES: Arkansas-None. Auburn-Bo Nix 1-0.

Arkansas (1-2,1-2) vs. Auburn (2-1,2-1)

Date: Oct 10, 2020 • Site: Auburn, Ala. • Stadium: Jordan-Hare Stadium

Attendance: 17490

Kickoff time: 3:05 pm • End of Game: 6:42 pm • Total elapsed time: 3:37

Officials: Referee: Jason Autrey; Umpire: Walt Hill; Linesman: Chad Green;

Line judge: Chuck Rice; Back judge: J. Middlebrooks; Field judge: M. Williams;

Side judge: Martin Hankins; Center judge: Mike Block;

Temperature: 78 • Wind: 11 mph S • Weather: Rainy

GAME 7: AUBURN

IN DEPTH CHART: OFFENSE

WR



10 De'Vion Warren ||| 5-10, 195, *Sr.

Played in 7 games and started 6 before his 2020 season was cut short due to a knee injury ... Made 15 grabs for 278 yards, scored three touchdowns, and rushed four times for 35 yards (8.8 ypc).



	REC	YDS	TD
2021	7	101	0
2020	15	278	3
2019	4	19	0
2018	3	14	1
Totals*	30	417	4

2 Ketron Jackson Jr. ||| 6-2, 205, Fr.

Consensus four-star prospect by 247sports, Rivals and ESPN ... Rated the No. 21 wide receiver in the country and the No. 21 prospect in Texas by 247Sports ... As a senior, made 39 catches for 765 yards (19.6 ypc) and scored 10 touchdowns.

	REC	YDS	TD
2021	1	16	0
Totals	1	16	0

WR



16 Treyton Burks ||| 6-3, 225, Jr.

3 100-yd games this season ... Only Razorback in history w/ 2 TD catches of 85+ yards (91-yd TD catch vs. GS, 2nd longest TD catch in school history, 85 vs. TAMU) ... Led team in 2020 with 51 catches, 820 yds and 7 TDs to set career-best marks.

	REC	YDS	TD
2021	29	519	3
2020	51	820	7
2019	29	475	0
Totals	109	1814	10

11 Jaquayln Crawford ||| 5-10, 175, R-Jr.

Redshirted and sat out 2020 season after transferring from Oklahoma ... Played in two games for Sooners over 2 seasons ... A four-star recruit by 247Sports, ESPN and Rivals ... Rated No. 146 nationally by ESPN and No. 179 by 247Sports.

	REC	YDS	TD
2021	2	8	0
2019	0	0	0
Totals	2	8	0

LT



76 Myron Cunningham ||| 6-6, 325, *R-Sr.

21 consecutive starts at LT ... Voted Team Captain ... Anchored OL at LT, starting all 10 games in 2020, 1 of 2 UA OL to do so (Latham) ... Logged the most snaps of any Razorback ... First Team NJCAA All-American (2018).



	GP	GS
2021	6	6
2020	10	10
2019	11	10
Totals	27	26

74 Jalen St. John ||| 6-5, 330, R-Fr.

Redshirted during his first season at Arkansas in 2020 ... Four-star prospect by Rivals ... Rated as the No. 9 offensive guard in the country and seventh overall player in the state of Missouri by Rivals.

	GP	GS
2021	2	0
Totals	2	0

LG



62 Brady Latham ||| 6-5, 305, R-So.

Started all 10 games at left guard in 2020, one of two Razorback offensive lineman to start every game (Myron Cunningham) ... Named to the SEC All-Freshman Team, the first Arkansas offensive lineman since Denver Kirkland in 2013.


	GP	GS
2021	6	6
2020	10	10
2019	3	0
Totals	19	16

70 Luke Jones ||| 6-5, 310, R-Jr.

Played in all 10 games in 2020 ... According to Pro Football Focus, saw action in 84 offensive and 100 special teams plays ... Transferred to Arkansas from Notre Dame in 2019.

	GP	GS
2021	6	0
2020	7	0
2019	11	1
2018	1	1
Totals	29	2

C



51 Ricky Stromberg ||| 6-4, 311, So.

Preseason First-Team All-SEC according to league's coaches ... Played in 9 games, 8 starts, in 2020 at center ... According to Pro Football Focus, played 628 offensive snaps, fourth-most on the team and third-most among OL.

	GP	GS
2021	6	6
2020	9	8
2019	12	11
Totals	27	25

57 Shane Clenin ||| 6-6, 325, R-Sr.

Played in 7 games in 2020, seeing almost all of his action on special teams ... According to Pro Football Focus, saw action in 42 special teams snaps, all coming on the field goal unit, and 4 offensive snap.



	GP	GS
2021	6	0
2020	7	0
2019	11	1
2018	7	1
Totals	31	2

RG



55 Beaux Limmer ||| 6-5, 300, R-So.

Started last 3 games at RG (Ga. Southern, TAMU, UGA) ... Played in 7 games and made 5 starts in 2020, all coming at right guard ... Did not allow a sack in 171 pass blocking plays.



	GP	GS
2021	6	4
2020	6	5
2019	4	0
Totals	16	9

66 Ty Clary ||| 6-4, 315, *Sr.

Made first start at RT at Ole Miss ... Preseason All-SEC selection ... Played in last 8 games and started the last 7 of 2020, making 5 starts at right guard and 2 at center ... 36 career starts are most on offensive side of the ball for Hogs.

	GP	GS
2021	5	3
2020	8	7
2019	12	12
2018	12	11
Totals*	43	36

RT



78 Dalton Wagner ||| 6-9, 330, R-Sr.

Played in 8 games and started the final 5 at right tackle in 2020 ... Made first start of the year in the win over Tennessee ... According to Pro Football Focus, played in 413 snaps all at right tackle.



	GP	GS
2021	5	5
2020	7	5
2019	12	12
2018	11	12
Totals	34	23

53 Ty'Kieast Crawford ||| 6-5, 350, So.

Played 2020 at Charlotte, playing in 6 games and starting 3 ... Saw all of his action at right tackle, playing 151 snaps, according to PFF ... Did not allow a sack on 55 pass blocking plays ... Originally committed to Arkansas out of high school.

	GP	GS
2021	6	0
2020 (CHA)	5	5
Totals	11	5

QB



1 KJ Jefferson ||| 6-3, 245, R-So.

Accounted for 6 TDs at Ole Miss, 3 passing/3 rushing ... Passed for 366 yds w/ 3 TDs vs. GS, 1st UA QB to pass for 350+/3TD/OINT since 2015 ... Played in 5 games in 2020 ... Started 1 game as a freshman at No. 1 LSU in 2019.

	C-A-I	YDS	TD
2021	79-126-3	1235	9
2020	20-41-0	295	3
2019	14-31-1	197	0
Totals	113-198-4	1697	12

4 Malik Hornsby ||| 6-2, 180, R-Fr.

Has seen action in 4 of 5 games ... Four-star prospect by 247Sports and ESPN out of high school ... Rated as the No. 5 dual-threat quarterback in the country and 14th overall player in the state of Texas by 247Sports.

	C-A-I	YDS	TD
2021	4-7-0	27	0
2020	0-0-0	0	0
Totals	4-7-0	27	0

RB



22 Trelon Smith ||| 5-9, 185, R-Sr.

Third career 100-yard game vs. Rice ... Played in all 10 games, 4 starts, in 2020 ... Produced team-bests with 134 carries for 710 yards (5.3 ypc) and 5 TDs ... Transfer from Arizona St. after 2018 - two-year letterwinner (2017-18).

	ATT	YDS	TD
2021	73	387	4
2020	134	710	5
2019 (ASU)	11	56	0
2018 (ASU)	1	4	0
Totals	219	1157	9

5 Raheim 'Rocket' Sanders ||| 6-2, 225, Fr.

First 100-yard game at Ole Miss (139) ... Moved to RB during spring after signing as WR ... Rated four-star prospect by 247Sports & Rivals ... Rated No. 19 player in Florida by 247Sports and No. 8 athlete in the country.

	ATT	YDS	TD
2021	54	324	1
Totals	54	324	1

TE



87 Blake Kern ||| 6-4, 265, *R-Sr.

Played in all 10 games and made 5 starts in 2020 ... Logged 20 catches for 201 yards with 2 touchdowns ... Ranked 4th on the team in receptions and receiving yards ... Former walk-on.



	REC	YDS	TD
2021	5	61	0
2020	20	201	2
2019	0	0	0
2018	0	0	0
Totals	25	262	2

82 Hudson Henry ||| 6-5, 255, R-So.

Played in 6 games and made 4 starts in 2020 with 16 receptions for 92 yards and 1 touchdown ... Earned SEC All-Freshman honors, first Razorback tight end to do so since his brother Hunter in 2013.

	REC	YDS	TD
2021	0	0	0
2020	16	92	1
2019	3	15	0
Totals	19	107	1

WR



19 Tyson Morris ||| 6-1, 202, R-Sr.

First career start vs. Rice ... Appeared in 10 games in 2020, seven catches for 67 yards with one TD ... Father, Isaiah, played basketball for Arkansas (1990-92) and was second-round pick in 1992 NBA Draft to Miami.



	REC	YDS	TD
2021	11	204	2
2020	7	62	1
2019	13	155	1
2018	4	30	1
Totals	35	451	5

84 Warren Thompson ||| 6-3, 201, R-Jr.

Caught his first TD at Arkansas vs. Ga. Southern, 60-yard catch ... Transfer from Florida St., played for OC Kendal Briles in 2019 ... Played in 16 games (3 starts) at FSU making 11 catches for 195 yards.

	REC	YDS	TD
2021	11	179	2
2020	5	104	1
2019	6	91	0
Totals	21	360	3

GAME 7: AUBURN

IN DEPTH CHART: DEFENSE

	U-A-T	TFL	SACK
2021	4-9-13	3.0	1.5
2020	9-13-22	1.5	1.0
2019	6-6-12	0.0	0.0
Totals	19-28-47	4.5	2.5

56 Zach Williams ||| 6-4, 255, Jr.

Played in 9 games and made 4 starts on DL in 2020 ... Registered 22 tackles (9 solo) with 1.5 TFL, 1.0 sack and one QB hurry ... Son of former Arkansas linebacker Rickey Williams (1984-87).



JACK

	U-A-T	TFL	SACK
2021	0-2-2	0.5	0.5
2020	1-4-5	0.5	0.0
2019	9-10-19	1.5	0.0
Totals	10-16-26	2.5	0.5

11 Mataio Soli ||| 6-4, 240, Jr.

Played in 9 games in 2020 with 5 tackles ... Started 11 of 12 games played as a true freshman in 2019 with 19 tackles and 1.5 TFLs ... Son of former Arkansas and All-SEC DL Junior Soli (1992-95)




DT

	U-A-T	TFL	SACK
2021	3-17-20	2.5	1.0
2020	14-8-22	3.0	0.0
2019	28-22-50	3.0	0.0
2018	9-21-30	2.0	1.0
Totals	54-68-122	10.5	2.0

99 John Ridgeway ||| 6-6, 320, R-Sr.

Season-high 7 tackles at UGA ... Missed opener due to appendectomy ... Transferred from Illinois State ... In Illinois St.'s 2021 season, 22 tackles and added 3.0 TFLs, one INT, one PBU and three QBHs over four games.



DT

	U-A-T	TFL	SACK
2021	1-4-5	1.5	1.0
2020	6-18-24	0.5	0.5
2019	7-10-17	1.0	0.5
2018	1-0-1	0.0	0.0
Totals	15-32-47	3.0	2.0

93 Isaiah Nichols ||| 6-3, 300, R-Jr.

Played in 9 games, making 7 starts in 2020 ... Totaled 24 tackles (six solo), 0.5 TFL, 0.5 sacks and 1 QB hurry ... Made first career start and recorded three tackles and QB hurry against Georgia.




DT

	U-A-T	TFL	SACK
2021	3-6-9	1.5	0.5
2020	16-3-19	2.0	0.0
2019	5-4-9	1.0	0.0
2018	1-0-1	0.0	0.0
*Totals	30-19-49	5.5	1.5

0 Markell Utsey ||| 6-4, 290, *R-Sr.

Played at Missouri 2016-20 ... Totaled 9 games played with 19 tackles, 2.0 tackles for loss and 1 pass broken up as a senior in 2020 ... One of three transfer DL ... From Little Rock, Ark.



DT

	U-A-T	TFL	SACK
2021	1-11-12	0.5	0.0
2020	12-15-27	3.0	3.0
2019	1-3-4	0.0	0.0
Totals	14-29-43	3.5	3.0

50 Eric Gregory ||| 6-4, 295, R-So.

Played in 9 games and made 7 starts at defensive end in 2020 ... Totaled 27 tackles and 3.0 TFL ... Led team with 2.5 sacks and also had 1 QB hurry and one interception ... Will also play DE.




DE

	U-A-T	TFL	SACK
2021	5-10-15	4.5	2.0
2020	14-7-21	4.5	2.0
2019	13-11-24	3.0	1.0
2018	7-13-20	5.0	2.5
*Totals	54-46-100	19.0	12.5

55 Tre Williams ||| 6-4, 283, *R-Sr.

Earned SEC DL of the Week w/ 3.5 sacks last two games (2.0 vs. TAMU) ... 1 of 3 transfer DL, (Missouri) ... Played in 8 games, four starts, for Mizzou in 2020 with 21 tackles, 2.5 TFL and 1 sack ... SEC All-Freshman team in 2019.



DE

	U-A-T	TFL	SACK
2021	2-1-3	0.0	0.0
2020	0-0-0	0.0	0.0
Totals	2-1-3	0.0	0.0

58 Jashaud Stewart ||| 6-2, 240, So.

Played in 8 games seeing action predominately on special teams in 2020 ... According to Pro Football Focus, played in 66 special teams and 5 defensive snaps ... First recruit to commit to Coach Pittman at Arkansas.




LB

	U-A-T	TFL	SACK
2021	19-32-51	6.5	1.0
2020	14-11-25	3.0	1.0
2019	16-15-31	2.5	1.0
2018	9-15-24	0.0	0.0
*Totals	60-73-133	12.0	3.0

27 Hayden Henry ||| 6-2, 225, *Sr.

Walker Camp DPOW after career-best 15 tackles, 2.5 TFLs vs. Texas ... Logged a career season-best 25 tackles (14 solo) with 3.0 tackles for loss and 1.0 sack ... Middle brother of Hunter and Hudson Henry.



LB

	U-A-T	TFL	SACK
2021	24-37-61	4.5	0.0
2020	40-61-101	6.5	0.5
2019	38-56-94	6.5	1.0
2018	14-15-29	2.5	0.0
Totals	116-169-285	19.0	1.5

10 Bumper Pool ||| 6-2, 229, Jr.

4 games this season with 10+ tackles ... Butkus Award Watch List ... All-SEC Second Team by coaches in 2020 ... Finished second on team making 101 total tackles (40 solo) and tied for second with 6.5 TFL and five passes broken up.




LB

	U-A-T	TFL	SACK
2021	20-30-50	4.5	0.5
2020	40-71-111	5.0	1.0
2019	9-30-39	3.0	1.0
2018	8-16-24	2.5	0.0
*Totals	100-163-263	18.5	3.5

31 Grant Morgan ||| 5-11, 235, *R-Sr.

Team-best 25 tackles over last 2 games ... Voted Team Captain... Walter Camp All-American (2nd) in 2020 after leading FBS with 12.3 tackles/game ... Burlsworth Trophy Finalist (2020) ... Married to his wife, Sydnie.



LB

	U-A-T	TFL	SACK
2021	2-2-4	0.0	0.0
2020	3-9-12	0.0	0.0
2019	2-3-5	0.0	0.0
Totals	7-14-21	0.0	0.0

28 Andrew Parker ||| 6-2, 245, R-Jr.

Matched a career-best with 4 tackles vs. Rice ... Played in all 10 games in 2020, seeing action at LB and on various special teams units ... Totaled 12 tackles ... Saw action in seven games in 2019, making five tackles.




LB

	U-A-T	TFL	INT
2021	2-4-6	0.0	0
2020	8-9-17	1.0	0
2019	15-7-22	1.0	0
2018	0-0-0	0.0	0
Totals	25-20-45	2.0	0

24 LaDarrius Bishop ||| 6-0, 190, R-Jr.

Started all 6 games at CB ... Played in all 10 games in 2020 making 1 start at CB in the season finale against Alabama ... Logged 17 total tackles with 1.0 TFL and two passes broken up ... Nickname is DaeDae ... First cousin of Montaric Brown.



CB

	U-A-T	TFL	INT
2021	3-2-5	0.0	0
2020	32-15-47	1.0	3
Totals	35-17-52	1.0	3

17 Hudson Clark ||| 6-2, 180, R-So.

Played in 8 games and made 7 starts at CB in 2020 ... Team's fifth-leading tackler, posting 47 stops (32 solo) and tied for the team lead making 3 interceptions ... Former walk-on ... Both parents are U of A grads.




CB

	U-A-T	TFL	INT
2021	22-24-46	1.5	2
2020	51-48-99	2.0	3
2019	3-3-6	0.0	0
Totals	76-75-151	3.5	5

1 Jalen Catalon ||| 5-10, 200, R-So.

Voted Team Captain ... Named preseason All-American (2nd) by AP, first Razorback since Frank Ragnow (2017) ... Pre-season All-SEC, Chuck Bednarik Award Watch List ... Freshman All-American in 2020 with 99 tackles and three picks.



S

	U-A-T	TFL	INT
2021	1-2-3	0.0	0
2020	1-0-1	0.0	0
2019	1-1-2	0.0	0
Totals	3-3-6	0.0	0

4 Malik Chavis ||| 6-2, 195, R-So.

Played in 7 games, registering 1 tackle in 2020 ... Saw action in 2 games on defense against Florida and Missouri ... According to Pro Football Focus, played 39 defensive and 49 special teams snaps.




S

	U-A-T	TFL	INT
2021	13-25-38	4.0	0
2020	18-42-60	2.0	2
2019	44-43-87	1.0	0
2018	6-5-11	0.0	0
Totals	81-115-196	7.0	3

7 Joe Foucha ||| 5-11, 205, Sr.

Season-best 11 tackles at Ole Miss ... Voted Team Captain ... Played in 10 games, starting final 8 in 2020 ... Finished fourth on team in tackles, making 60 total with 3.0 TFL, 1.0 sack, 2 interceptions, 3 passes broken up, 1 FR and 1 FF.



S

	U-A-T	TFL	INT
2021	7-8-15	0.0	0
2020	10-13-23	0.0	0
2019	1-0-1	0.0	0
Totals	18-21-39	0.0	0

15 Simeon Blair ||| 5-10, 210, R-Jr.

4 starts this year ... Played in 9 games and made 2 starts in 2020 ... Totaled 23 tackles with 2 passes broken up ... Made his first career start in the season-opener against UGA ... Former walk-on earned scholarship prior to 2020 season.




CB

	U-A-T	TFL	INT
2021	15-11-26	1.0	2
2020	20-11-31	2.0	1
2019	25-14-39	1.0	1
2018	8-1-9	0.0	0
Totals	68-37-105	4.0	4

21 Montaric Brown ||| 6-0, 190, R-Sr.

Picked off his fourth career pass vs. Texas A&M ... Played and started in 8 games at CB in 2020 ... Logged 31 tackles (20 solo) with 2.0 TFL, 1 interception and one FF ... Led team with 6 passes broken up ... First cousin of LaDarrius Bishop.



CB

	U-A-T	TFL	INT
2021	1-0-1	0.0	0
2020	0-0-0	0.0	0
2019	0-0-0	0.0	0
Totals	1-0-1	0.0	0

23 Devin Bush ||| 6-0, 200, R-So.

Made his first career tackle vs. Rice ... Played in 3 games in 2020 ... Played all 4 defensive snaps at cornerback in the win over Ole Miss ... Former four-star recruit.




CB

	U-A-T	TFL	INT
2021	12-17-29	2.5	0
2020	22-17-39	3.0	2
2019	13-12-25	0.0	1
Totals	47-46-93	5.5	3

9 Greg Brooks Jr. ||| 5-11, 185, Jr.

Played in 9 games, making 8 starts at NB in 2020 ... Logged 39 tackles, sixth-most on the team and fourth-most by a DB ... Added 3.0 TFL, two INT, 1 PBU and 2 QB hurries ... Son of former NFL player Greg Brooks Sr.



NB

	U-A-T	TFL	INT
2021	0-1-1	0.0	0
2020	0-0-0	0.0	0
2019	13-7-20	1.0	0
Totals	14-7-21	1.0	0

18 Trent Gordon ||| 5-11, 190, R-Jr.

Played 3 seasons at Penn State, appearing in 17 games ... In 2020 as a RS sophomore, appeared in three games but did not record any statistics ... In 2019 as a RS freshman, appeared in 10 games recording 20 tackles.

GAME 7: AUBURN

RAZORBACK TRENDS

	2021	Streak
Overall	4-2	L2
At Home	3-0	W3
On the Road	0-2	L6
Neutral	1-0	W1
September	4-0	W4
October	0-2	L3
November	0-0	L2
December	0-0	L3
vs. SEC	1-2	L2
vs. Non-Conference	3-0	W3
vs. Ranked Opponents	2-2	L2
Record in Games...		
Decided by 7 pts or less	0-1	L4
Decided by 3 pts or less	0-1	L4
During the day	3-2	L2
At night	1-0	W1
Record When Scoring...		
Less than 21 points	1-1	L1
21+ points	3-1	L1
30+ points	3-1	L1
40+ points	2-1	L1
50+ points	0-1	L1
Record When Allowing...		
Less than 14 points	2-0	W16
Less than 21 points	4-0	W15
21+ points	0-2	L7
Record When...		
Scoring first	4-1	L1
Opponents score first	0-1	L5
Leading after the 1Q	4-1	L1
Trailing after the 1Q	0-1	L4
Tied after the 1Q	0-0	W1
Leading at halftime	3-0	W3
Trailing at halftime	1-2	L2
Tied at halftime	0-0	L2
Leading after the 3Q	0-0	W3
Trailing after the 3Q	0-1	L25
Tied going into the 4Q	1-1	L1
In overtime games	0-0	L1
Record With...		
Less than 300 yards total offense	0-1	L2
400+ yards total offense	3-1	L3
500+ yards total offense	1-1	L1
600+ yards total offense	1-1	L1
Less than 100 yards rushing	0-1	L2
100+ yards rushing	4-1	L1
200+ yards rushing	3-1	L1
300+ yards rushing	1-1	L1
Less than 200 yards passing	2-1	L1
200+ yards passing	2-1	L1
300+ yards passing	1-1	L1
400+ yards passing	0-0	L2
A 300-yard passer	1-1	L1
A 100-yard rusher	1-1	L1
Record When Allowing...		
Less than 200 total yards	0-0	W6
200+ total yards	4-2	L2
300+ total yards	1-2	L2
400+ total yards	0-1	L6
Less than 100 rush yards	1-0	W2
100+ rush yards	3-2	L2
200+ rush yards	0-2	L5
Less than 200 pass yards	3-1	L1
200+ pass yards	1-1	L1
300+ pass yards	0-0	L2
400+ pass yards	0-0	L3
A 100-yard rusher	0-1	L4
Record When Having...		
No turnovers	2-2	L2
Less than 3 turnovers	2-1	L1
3 or more turnovers	0-0	L3
No takeaways	1-2	L2
Less than 3 takeaways	2-0	W2
3 or more takeaways	1-0	W6
Win turnover battle	2-0	W5
Lost turnover battle	0-1	L16
Turnovers even	2-1	L1
More than 30:00 TOP	3-2	L2
Less than 30:00 TOP	1-0	W1

RAZORBACK NOTEBOOK

NOTABLES FROM WEEK SIX

- Arkansas' 676 yards of total offense at Ole Miss were the most against an SEC opponent in school history and fourth most ever in a single game for the program.
- Arkansas has now produced 600 or more yards in total offense in two games this season: against Georgia Southern (633), at Ole Miss (676). It's the first time Arkansas has totaled over 600 yards in two games in a season since against North Texas (713) and South Carolina (651) in 2007.
- Arkansas is one of only five FBS programs to produce over 630 total yards in two games this season, joining Kent State, Marshall, Nebraska and Ole Miss.
- The Razorbacks ran 93 plays at Ole Miss, their most in a game since running 98 plays against Texas A&M in 2012.
- Arkansas' 39 first downs tied for the second most in an FBS game this season. The Razorbacks picked up 22 of those 39 first downs on the ground, tying for the most rushing first downs in an FBS contest this season.
- The Hogs' 39 first downs were the most in an SEC game since Missouri had 39 at Tennessee in 2016.
- The 39 first downs also set a school record, breaking the Razorbacks' previous record of 37 at TCU in 1980.
- QB KJ Jefferson ran for three scores in a game for the first time in his career, becoming the first Razorback quarterback to record three rushing touchdowns in a game since Matt Jones did so against New Mexico State in 2003.
- Jefferson also completed a career-high 25 passes on 35 attempts, throwing for 326 yards, three touchdowns and one interception in his second 300+ yard passing game of the 2021 season. He became only the third Arkansas QB to throw for 300 yards against Ole Miss in series history and the first since Brandon Allen (442) did so in 2015.
- Arkansas' three-headed monster of RB Raheim Sanders (139), RB Treylon Smith (85) and QB KJ Jefferson (85) became the first Razorback trio to run for 85+ yards in the same game since Darren McFadden (138), Felix Jones (132) and Brandon Barnett (107) did so against North Texas in 2007.
- Saturday marked the ninth time in school history that Arkansas had a 300-yard passer (QB KJ Jefferson - 326), 100-yard rusher (RB Raheim Sanders - 139) and 100-yard receiver (WR Treylon Burks - 136) in the same game.



Under **Sam Pittman**, Arkansas is the only team in the FBS with three players who have 300+ rushing yards this season: RB Treylon Smith (387), RB Raheim Sanders (324), QB KJ Jefferson (320).

KJ WOMPERSO

- Redshirt sophomore quarterback KJ Jefferson will make his ninth career start in the game this weekend against Auburn. His first career start came at top-ranked and eventual national champion LSU in 2019. Of his eight career starts to date, five have come against top-20 teams: #1 LSU, #2 Georgia, #7 Texas A&M, #15 Texas, #17 Ole Miss.
- Jefferson has thrown for 1,235 yards and nine touchdowns through six games in 2021. He leads the SEC in average yards per completion (15.6) and ranking ninth nationally in average yards per pass attempt (9.9).
- Jefferson, who has also run for 320 yards and five touchdowns this year, is the first Razorback quarterback to have multiple games with at least two rushing touchdowns in the same season (2 vs. Rice, 3 at Ole Miss) since at least 1997.
- Since 2000, only six SEC signal-callers have thrown for three or more touchdowns and rushed for three or more scores in a game: Texas A&M QB Johnny Manziel, Mississippi State QB Dak Prescott, Ole Miss QB Chad Kelly, LSU QB Joe Burrow, Ole Miss QB Matt Corral, Arkansas QB KJ Jefferson.
- Jefferson is currently the only SEC quarterback – and one of only six quarterbacks in the FBS – with 1,200+ passing yards and 300+ rushing yards on the year:



Through six games, **KJ Jefferson** is the only SEC quarterback – and one of only six FBS quarterbacks – with 1,200+ passing yards and 300+ rushing yards on the year.

Player	School	Passing Yards	Rushing Yards
Adrian Martinez	Nebraska	1,758	437
Sam Howell	North Carolina	1,697	396
Malik Cunningham	Louisville	1,577	347
Malik Willis	Liberty	1,327	498
Jayden Daniels	Arizona State	1,269	369
KJ Jefferson	Arkansas	1,235	320

RAZORBACK NOTEBOOK

BURKS BACK FOR MORE IN 2021

- Junior wideout Treyton Burks, named to the watch lists for the Biletnikoff Award, Maxwell Award and Walter Camp Player of the Year, earned preseason All-SEC honors from both the media and league's head coaches entering the 2021 campaign.
- Burks led Arkansas with 51 receptions for 820 yards and seven touchdowns in 2020, finishing third in the SEC in receiving yards per game (91.1) and fifth in total receiving yards despite missing one game.
- He was one of two FBS receivers (Florida WR Kadarius Toney) to record 800+ receiving and 70+ rushing yards last year.
- Burks has picked up right where he left off, leading the Hogs in nearly every major category in 2021: receptions (29), receiving yards (519), receiving touchdowns (3), receiving yards per game (86.5). Burks is second to WR Tyson Morris (18.5) in receiving yards per catch (17.9)
- He tops the SEC with 11 plays of 20+ yards and ranks second in receiving yards in the conference behind Kentucky WR Wan'Dale Robinson.
- Burks and QB KJ Jefferson have linked up for two passing plays over 80 yards this season, including a 91-yard touchdown against Georgia Southern. The play currently stands as the second-longest passing score in school history behind QB Matt Jones and WR Richard Smith's 92-yarder against Tennessee in 2002.
- Burks is one of only four FBS pass catchers to record a reception in every game played of their career (minimum 20 career games):

Rank	Player	School	Games
1.	Justin Hall	Ball State	49
2.	JD Spielman	Nebraska / TCU	40
3.	Jake Ferguson	Wisconsin	39
4.	Treyton Burks	Arkansas	26



It took 18 games for **Treyton Burks** to reach 1,000 career receiving yards, joining WR Boo Williams as the fastest Razorback to reach the milestone.

T-MO

- Redshirt senior wide receiver Tyson Morris has emerged as a big-time playmaker for the Razorbacks after returning to Arkansas for his super-senior season. As one of KJ Jefferson's go-to targets, Morris, who is second on the Hogs in receiving yards and tied for second in receptions and receiving touchdowns, has 11 catches for 204 yards and two touchdowns in six games
- The Helena-West Helena, Ark., native, is a local product who went to Fayetteville High School and then attended Central Oklahoma before transferring to Arkansas in 2017. His father, Isaiah, played basketball for Arkansas from 1990-92 and was a second-round pick by the Miami Heat in the 1992 NBA Draft.

DEUCE DEUCE



Trelon Smith, a transfer from Arizona State, has found the end zone in seven of his last 10 games, totaling nine rushing touchdowns in that span.

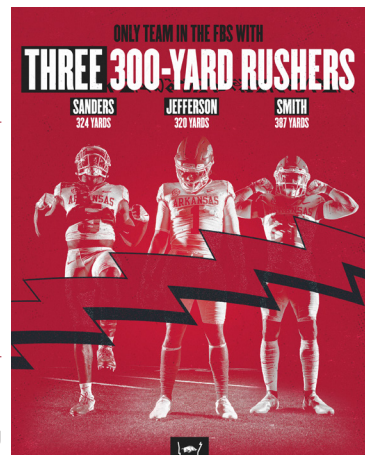
- Redshirt junior running back Trelon Smith has proven to be a pivotal addition on the field for the Razorbacks.
- After sitting out the 2019 season due to NCAA transfer rules, Smith, who made his way to Arkansas from Arizona State, led the Hogs with 710 rushing yards (ninth in SEC) and five rushing touchdowns in 2020 – all five of which came in the season's last four weeks.
- He turned in the best game of his career at Missouri last season, totaling career bests of 172 yards on 26 carries and three touchdowns. He was the first Arkansas ball carrier to score three times in a game since RB Rawleigh Williams tallied four rushing touchdowns against Mississippi State in 2016 as well as the first tailback to post 170+ rushing yards against an SEC opponent since Williams dashed for 180 yards in that very same game against Mississippi State.
- Smith closed out 2020 with a rushing touchdown in three straight games: at Florida, vs. LSU, at Missouri. He registered five touchdowns over that span, running for 118 yards at Florida, his first career 100-yard rushing game, and scoring on a career-long 83-yard run.
- In his first career start at Auburn, Smith rushed for 81 yards while logging 78 receiving yards and a touchdown. He became the first Arkansas player on record to total 70-plus rushing and receiving yards in a game.
- Smith has shown no signs of slowing down this season, running for 387 yards and four touchdowns through six games in 2021. The speedster eclipsed the 100-yard mark for the third time in his career in the season-opening win against Rice and has scored a touchdown on the ground in four of the Razorbacks' six games this year.
- Smith surpassed the 1,000-yard rushing mark for his career in the win against Texas A&M, becoming the 19th Razorback player since 1997 to reach the milestone.

THREE-HEADED RUSHING MONSTER

- Arkansas is the only team in the FBS with three 300-yard rushers through six games this season.
- The trio of RB Trelon Smith (387 yards), RB Raheim Sanders (324 yards) and QB KJ Jefferson (320 yards) have powered the Razorbacks' ground game, which ranks fourth in the SEC and ninth nationally in rushing yards per game with 244.8.
- Sanders, a true freshman from Rockledge, Fla., ran wild at Ole Miss, totaling a career-high 139 yards on 17 carries, his first career 100-yard rushing game. Sanders is the first Arkansas freshman to rush for 100-plus yards in a game since Chase Hayden (120) did so against Florida A&M in 2017. Sanders' total is the seventh-most rushing yards ever by an Arkansas freshman in a single game.


HOG MOLLIES UP FRONT

- The Razorbacks return 90 percent of their offensive line starts from last season, which ranks third in the SEC.
- Entering this season, Arkansas was one of 17 FBS programs with eight or more offensive linemen on the current roster with at least one career start at the FBS level: Ty Clary, Shane Clenin, Ty'Kieast Crawford, Myron Cunningham, Brady Latham, Beaux Limmer, Ricky Stromberg and Dalton Wagner.
- Redshirt senior offensive lineman Myron Cunningham has made 21 consecutive starts, the most among all active Razorbacks. The Warren, Ohio, native was one of two Arkansas offensive linemen to start all 10 games last season, lining up at left tackle in each contest. Cunningham allowed only two sacks and was flagged just four times during the 2020 season.
- Redshirt junior offensive lineman Beaux Limmer was named to Pro Football Focus' Team of the Week at right guard for Week 2 following the Hogs' win against Texas. The Tyler, Texas, native played in seven games with five starts at right guard in 2020, not allowing a sack in 171 pass blocking plays.
- Junior offensive lineman Ricky Stromberg was named co-SEC Offensive Lineman of the Week following the Razorbacks' win against Georgia Southern, becoming the first Arkansas player to earn the award since Dan Skipper in 2016.



RAZORBACKS IN THE NFL

#PRHOGS



As of Oct. 10, 2021

Name	Pos.	NFL Team
McTelvin Agim	DL	Denver Broncos
Brandon Allen	QB	Cincinnati Bengals
Alex Collins	RB	Seattle Seahawks
Kamren Curl	S	Washington Football Team
Trey Flowers	DE	Detroit Lions
Feleipe Franks	QB	Atlanta Falcons
Hjalte Froholdt	OL	Cleveland Browns
Dre Greenlaw*	LB	San Francisco 49ers
Hunter Henry	TE	New England Patriots
Jerry Jacobs	DB	Detroit Lions
Xavier Kelly*	DL	Baltimore Ravens
Jeremiah Ledbetter^	DL	Arizona Cardinals
Jonathan Marshall	DL	New York Jets
Jason Peters	OL	Chicago Bears
Darius Philon	DL	Las Vegas Raiders
Frank Ragnow*	OL	Detroit Lions
Randy Ramsey*	LB	Green Bay Packers
Chris Smith^	DE	Baltimore Ravens
Jeremy Sprinkle	TE	Dallas Cowboys
Armon Watts	DL	Minnesota Vikings
Jonathan Williams^	RB	Washington Football Team
Deatrich Wise Jr.	DE	New England Patriots

* Reserve/Injured // ^ Practice Squad



THE HOG POD WITH BO MATTINGLY

Check out the Hog Pod with Bo Mattingly for great stories and insight about Razorback football, including episodes with head coach Sam Pittman, defensive coordinator Barry Odom, offensive coordinator Kendal Briles, special teams coordinator Scott Fountain, LB Grant Morgan, AD Hunter Yurachek and more. Find the podcast on Apple podcasts, Spotify or visit arkansasrazorbacks.com/thehogpod.

RAZORBACK NOTEBOOK

KNOW THE NAME: JALEN CATALON

- Redshirt sophomore Jalen Catalon posted a freshman season not seen by a defensive back in the SEC for years, recording 99 total tackles, 2.0 tackles for loss, three interceptions, four pass breakups, one fumble recovery and two forced fumbles in 2020.
- Catalon averaged 9.9 tackles per game last year, which ranked tied for first among FBS freshmen and fourth among all SEC defenders.
- He was the only FBS freshman to post 95-plus tackles and at least three interceptions during the regular season. He also posted five games of 12 or more tackles, ranking second nationally behind teammate Grant Morgan.
- Catalon became the first SEC freshman since Tennessee's Eric Berry (2007) to post at least 86 tackles with three interceptions.
- At the season's end, Catalon was named to the All-SEC First Team by the Associated Press as well as recognized as an FWA Freshman All-American and a Jim Thorpe Award semifinalist.
- Catalon, a preseason All-America selection by the Associated Press entering 2021, has not disappointed. The hard-hitter is fourth on the Razorbacks in total tackles with 46 (22 solo), including 1.5 tackles for loss, and is first in pass breakups with four.
- In the season opener against Rice, Catalon carded double-digit tackles (11) and a career-high two interceptions. His 83 interception return yards are the most by a Hog since Rohan Gaines' 100 interception return yards against Ole Miss on Nov. 22, 2014.
- Catalon is one of only two FBS players to post double-digit tackles and record two interceptions in a game this season.



Jalen Catalon has five interceptions since the start of the 2020 campaign (15 games), including two in this year's season opener against Rice.

BUMP DAT

- Senior linebacker Bumper Pool, a Lott IMPACT Trophy semifinalist last year, is one of Arkansas' top defensive returners.
- Pool played and started in nine games last season, missing one contest due to a shoulder injury. The Lucas, Texas, native finished second on the team in total tackles (101) while tying for second in tackles for loss (6.5) and pass breakups (5).
- His average of 11.2 tackles per game was second in the SEC and ranked ninth nationally as he was named to the All-SEC Second Team by the league's coaches last season.
- Pool posted double-digit tackles in six games, including 20 tackles in Arkansas' 21-14 win at No. 16 Mississippi State on Oct. 3, 2020. His 20 tackles were the most by a Razorback since Jerry Franklin's 20 in a 38-31 win against Mississippi State on Nov. 20, 2010, and the performance tied for 10th-most in a game in school history. He earned SEC Defensive Player of the Week and Bronko Nagurski National Defensive Player of the Week for his effort against Mississippi State.
- Pool, who entered the 2021 campaign as a candidate for the Butkus Award, is once again all over the stat sheet this year. Pool leads the Razorbacks in total tackles with 49 (19 solo), racking up 3.0 tackles for loss along the way. In the season-opening win against Rice, Pool logged 14 total tackles (three solo), including a team-leading 1.5 tackles for loss.
- Pool's 10.2 tackles per game currently rank second in the SEC and eighth nationally.
- Over the past three seasons (2019-21), Pool has totaled the second-most tackles in the FBS (256).

CAPTAIN MORGAN

- Linebacker Grant Morgan's rise from walk-on to All-American is one of the most inspiring stories in college football.
- The redshirt senior is a candidate for the Bednarik Award, Butkus Award and Bronko Nagurski Trophy headed into the 2021 campaign after emerging as one of the best players in the country last year.
- The Greenwood, Ark., product produced one of the greatest seasons in Arkansas history as he was named a Walter Camp and AFCA Second Team All-American after posting an SEC-leading 111 total tackles, including 7.5 for loss, with 2.0 sacks.
- The linebacker finished tied for the nation's lead in tackles per game (12.3) while intercepting one pass, breaking up five and registering one quarterback hurry.
- Morgan, the younger brother of former Arkansas receiver Drew Morgan, joined Martrell Spaight (2014) as the only two Razorback defenders to garner both AP and Coaches All-SEC recognition in the last 10 seasons.
- Morgan has remained a steady presence on the defensive side of the ball in 2021, racking up 50 total tackles (20 solo) with 4.5 tackles for loss, 0.5 sacks and two pass breakups.
- His 8.3 tackles per game ranks fourth in the SEC.

HOG TRACKER

- Arkansas (4) is one of six FBS teams, along with Air Force (4), Army (4), Coastal Carolina (4), Florida (4) and Oregon State (4), to rush for 245 or more yards in at least four games this season.
- QB KJ Jefferson is one of only four FBS signal-callers, along with Nebraska QB Adrian Martinez, Louisville QB Malik Cunningham and Liberty QB Malik Willis, with 1,200+ passing yards, 300+ rushing yards and five rushing touchdowns this year.
- Arkansas has scored 38 or more points in five of QB KJ Jefferson's nine career starts: 48 at Mizzou (2020), 38 vs. Rice (2021), 40 vs. #15 Texas (2021), 45 vs. Georgia Southern (2021), 51 at #17 Ole Miss (2021).
- The Razorbacks' passing defense is ranked second in the SEC and sixth nationally, allowing 156.0 yards per game. Top-ranked Georgia boast the nation's best passing defense, allowing 137.0 yards per game.

RAZORBACK NOTEBOOK

TACKLING TRIO

- Linebackers Grant Morgan and Bumper Pool teamed up with defensive back Jalen Catalon to account for 37 percent of the Hogs' tackles last year. As the team's top three tacklers, Morgan (111), Pool (101) and Catalon (99) combined for 311 stops.
- Morgan and Pool finished third and ninth, respectively, in tackles nationally, giving the Hogs four straight seasons with at least one player with 100+ tackles and in five of the last six seasons. 2020 marked the first time since the 2017 season that Arkansas had two players finish with 100+ tackles (De'Jon Harris – 115; Dre Greenlaw – 103).
- Morgan finished tied for the nation's lead alongside Akron's Bubba Arslanian in tackles per game (12.3).
- Through six games in 2021, Pool (61), Morgan (50) and Catalon (46) continue to lead the way for the Razorbacks, ranking first, third and fourth, respectively, on the team in total tackles.
- Pool, Morgan and Catalon's combined 158 stops currently accounts for 34.8% of the Hogs' total tackles (454) this year.
- All three rank in the top 10 among SEC defenders in tackles per game this season: Pool - 2nd, 10.2 tackles per game; Morgan - 4th, 8.3 tackles per game; Catalon - 7th, 7.7 tackles per game.

ANOTHER H. HENRY

- Senior linebacker Hayden Henry, the brother of former Hog tight end Hunter and current tight end Hudson, has had no problem making a name for himself as a Razorback.
- The Little Rock, Ark., native was named the National Defensive Player of the Week by the Walter Camp Football Foundation for his effort in the win against Texas when he made a career-high 15 tackles, including 2.5 tackles for loss. It was his first career double-digit tackle performance and marked the first time he has led the Hogs in tackles for a game.
- The redshirt senior linebacker is the fourth Arkansas student-athlete to earn Walter Camp National Player of the Week honors since 2004. Henry is the first since former Razorback quarterback Ryan Mallett in 2010.
- This season, Henry ranks second on the Arkansas defense in total stops (51) with a team-leading 6.5 tackles for loss.
- Henry's 133 career tackles rank fifth most among all active Hog defenders. His 12.0 career tackles for loss are fourth most.

ALLOW TRE TO REINTRODUCE HIMSELF

- No stranger to the SEC, redshirt senior defensive end Tre Williams has wasted no time making his presence felt as a Hog.
- The impact transfer from Missouri leads Arkansas in sacks (4.0) and is tied for second in tackles for loss (4.5) this season.
- Williams, whose 12.5 career sacks are the most among all active Arkansas defenders, is the first Razorback to record 4.0 sacks over the season's first four games since Taiwan Johnson in 2014.
- The Columbia, Mo., native wreaked havoc in the win against Texas A&M, totaling two sacks and three quarterback hurries. He was named the SEC Defensive Lineman of the Week for the first time in his career as well as the Bednarik Award Player of the Week as he helped Arkansas snap its nearly decade-long losing streak to Texas A&M.
- Williams began his collegiate career at Missouri (2016-19), where he was named to the SEC All-Freshman Team in 2017.

NO FLY ZONE

- Since Barry Odom began as defensive coordinator in 2020, the Razorbacks have totaled 17 interceptions in 16 games.
- Defensive back Jalen Catalon has accounted for five of those 17 interceptions, followed by defensive back Montaric Brown (3), defensive back Hudson Clark (3), defensive back Greg Brooks Jr. (2), defensive back Joe Foucha (2), defensive lineman Eric Gregory (1) and linebacker Grant Morgan (1).
- Arkansas' three interceptions returned for touchdowns in 2020 tied for the second most in the nation with Alabama, Appalachian State, Kentucky, Mississippi State and Wake Forest.

KICKS FOR A CAUSE

- True freshman kicker Cam Little has been stellar to begin his young career, drilling nine of his 11 field goal attempts and all 23 of his point after attempts in 2021.
- Little has announced he will donate \$10 per made field goal to Down Syndrome Connection of Northwest Arkansas.
- In his collegiate debut against Rice, Little went 1-for-1 on field goals, converting a 34-yard try, and made all five of his PATs.
- Little followed up that effort with a historic performance in the win against Texas, becoming the first Hog freshman to make four field goals, including a 44-yarder, in a game since Alex Tejada hit four against Troy in 2007.
- Little connected on a career-long 46-yarder vs. Texas A&M.
- Little's nine made field goals are tied for 15th most in the nation and rank tied for first among all freshman kickers.

FIELD GOAL FUNDRAISER

Game	Opponent	Made-Att.	Money Raised
1	Rice	1-1	\$10
2	Texas	4-4	\$40
3	Ga. Southern	1-1	\$10
4	Texas A&M	2-2	\$20
5	Georgia	0-1	\$0
6	Ole Miss	1-2	\$10
		9-11	\$90

EXTRA! EXTRA! READ ALL ABOUT IT!

- Follow @RazorbackComms, the official Twitter account of Razorback Communications, for Arkansas stats and facts. The account is operated by members of the school's communications staff.
- In-game notes and information will be shared in addition to a traditional postgame notes package.



SEC STANDINGS

EASTERN DIVISION

Team	OVR	SEC	Home	Road	Strk
Georgia	6-0	4-0	3-0	2-0	W6
Kentucky	6-0	4-0	5-0	1-0	W6
Tennessee	4-2	2-1	3-1	1-1	W2
Florida	4-2	2-2	3-1	1-1	W1
Missouri	3-3	0-2	3-1	0-2	W1
South Carolina	3-3	0-3	2-1	1-2	L1
Vanderbilt	2-4	0-2	1-3	1-1	L1

WESTERN DIVISION

Team	OVR	SEC	Home	Road	Strk
Alabama	5-1	2-1	3-0	1-1	L1
Auburn	4-2	1-1	3-1	1-1	L1
Mississippi St.	3-2	1-1	2-1	1-1	W1
Ole Miss	4-1	1-1	3-0	0-1	W1
Arkansas	4-2	1-2	3-0	0-2	L2
LSU	3-3	1-2	2-1	1-2	L2
Texas A&M	4-2	1-2	3-1	0-0	W1

SEC SCHEDULE

Saturday, Oct. 16 (Week 7)

Auburn at Arkansas | 11 a.m. | CBS

Florida at LSU | 11 a.m. | ESPN

Texas A&M at Missouri | 11 a.m. | SEC Network

Kentucky at Georgia | 2:30 p.m. | CBS

Vanderbilt at South Carolina | 3 p.m. | SEC Network

Alabama at Mississippi St. | 6 p.m. | ESPN

Ole Miss at Tennessee | 6:30 p.m. | SEC Network

Saturday, Oct. 23 (Week 8)

UAPB at Arkansas | 11 a.m. | SEC Network

LSU at Ole Miss | 2:30 p.m. | CBS

Mississippi St. at Vanderbilt | 3 p.m. | SEC Network

Tennessee at Alabama | 6 p.m. | ESPN

South Carolina at Texas A&M | 6:30 p.m. | SEC Network

All times Central

HOGS IN THE POLLS

	AP	Coaches	CFP
Preseason	NR	RV	-
Sept. 7 (Week 2)	NR	NR	-
Sept. 12 (Week 3)	20	24	-
Sept. 19 (Week 4)	16	18	-
Sept. 26 (Week 5)	8	11	-
Oct. 3 (Week 6)	13	16	-
Oct. 10 (Week 7)	17	19	-
Oct. 17 (Week 8)			
Oct. 24 (Week 9)			
Oct. 31 (Week 10)			
Nov. 7 (Week 11)			
Nov. 14 (Week 12)			
Nov. 21 (Week 13)			
Nov. 28 (Week 14)			
Dec. 5 (Week 15)			

RAZORBACK NOTEBOOK

ACTIVE CAREER LEADERS

TACKLES

Rank	Player, Class	Tackles
1.	Bumper Pool, Sr.	285
2.	Grant Morgan, R-Sr.	262
3.	Joe Foucha, Sr.	196
4.	Jalen Catalon, R-So.	151
5.	Hayden Henry, Sr.	133

TACKLES FOR LOSS

Rank	Player, Class	TFL
1.	Grant Morgan, R-Sr.	21.0
2.	Bumper Pool, Sr.	20.0
3.	Tre Williams, R-Sr.	19.0
4.	Hayden Henry, R-Sr.	12.0
5.	John Ridgeway, R-Sr.	9.5

SACKS

Rank	Player, Class	Sacks
1.	Tre Williams, R-Sr.	12.5
2.	Grant Morgan, R-Sr.	4.5
3.	Hayden Henry, R-Sr.	3.5
4.	Eric Gregory, R-So.	2.0
	Isaiah Nichols, R-Jr.	2.0
	John Ridgeway, R-Sr.	2.0

INTERCEPTIONS

Rank	Player, Class	INTs
1.	Jalen Catalon, R-So.	5
	Montaric Brown, R-Sr.	5
3.	Hudson Clark, R-So.	3
	Greg Brooks, Jr.	3
5.	Grant Morgan, R-Sr.	1
	Eric Gregory, R-So.	1
	John Ridgeway, R-Sr.	1

RUSHING

Rank	Player, Class	Yards
1.	Trelon Smith, R-Jr.	1,157
2.	T.J. Hammonds, R-Sr.	544
3.	KJ Jefferson, R-So.	445
4.	Raheim Sanders, Fr.	324
5.	Dominique Johnson, So.	176

RECEPTIONS

Rank	Player, Class	Receptions/Yards
1.	Treyton Burks, Jr.	109/1,814
2.	Kendall Catalon, R-Sr.	57/765
3.	Trey Knox, Jr.	40/492
4.	Tyson Morris, R-Sr.	36/470
5.	De'Vion Warren, Sr.	30/417

ONE OF FIVE, ONE OF A KIND

- Sam Pittman became the fifth Arkansas head coach to lead the Hogs to a bowl game berth in his first season and the first since Houston Nutt in 1998. Pittman joins Nutt, Ken Hatfield (1984), Lou Holtz (1977) and John Barnhill (1946).
- The 2020 Mecari Texas Bowl, however, was canceled due to COVID-19 issues within the TCU program.
- Pittman's three SEC wins in his first season are the most for a Hog head coach since Nutt won six in his first year.
- Pittman is also the first Arkansas head coach to defeat three ranked opponents in his first 14 games as head Hog since Lou Holtz (1977-78).

TURNING THINGS AROUND

- Sam Pittman, who inherited an Arkansas program that had posted three consecutive losing seasons, is one of 14 SEC coaches in history to take over a team with a losing record and lead it to the Top 10 in the AP Poll in their first two seasons:

Year	Team	Coach	Season	Poll
1984	LSU	Bill Ansperger	1st	8th
2018	UF	Dan Mullen	1st	9th
2013	AUB	Gus Malzahn	1st	10th
1998	ARK	Houston Nutt	1st	11th
2009	MISS	Houston Nutt	2nd	1st
1948	MISS	John Vaught	2nd	2nd*
1965	UGA	Vince Dooley	2nd	3rd
1956	TENN	Bowden Wyatt	2nd	3rd
1941	VAN	Red Sanders	2nd	3rd*
2008	ALA	Nick Saban	2nd	4th
2021	ARK	Sam Pittman	2nd	5th
2010	AUB	Gene Chizik	2nd	5th
1940	MSST	Allyn McKeen	2nd	8th
2002	ALA	Dennis Franchione	2nd	13th
1959	ALA	Bear Bryant	2nd	13th
2001	LSU	Nick Saban	2nd	17th

*No preseason poll

ARKANSAS VS. THE WORLD (TOP 25)

- Five of the Razorbacks' 12 opponents this season were ranked in the preseason AP Top 25: No. 1 Alabama, No. 5 Georgia, No. 6 Texas A&M, No. 16 LSU and No. 21 Texas. Auburn and Ole Miss, meanwhile, received votes in the poll.
- According to S&P+ strength of schedule rankings, Arkansas (0.782) has the hardest slate in the country.

- Strength of schedule is measured by projecting the average win percentage an average top-five team would produce.
- Tough schedules are nothing new for the Hogs. Last year, Arkansas started the season against three straight top-20 teams: No. 4 Georgia, No. 16 Mississippi State and No. 13 Auburn. The Hogs also went on the road to No. 8 Texas A&M and No. 6 Florida later in the season.

HOGS UNITED



- In an effort to fight social injustices and engage in the community, Arkansas has committed to devoting time regularly throughout the season to community service.
- The Razorbacks will continue to wear a patch on their jerseys with the word "Equality," as the team strives to make an impact to better our community, state and nation.

HAPPY 150TH!

- The University of Arkansas celebrates its sesquicentennial this year, the 150th anniversary of its founding in 1871.
- Founded as the Arkansas Industrial College, the university is the oldest and first land-grant institution in Arkansas.
- The first year of classes was in 1872, when one student described the journey to the university, which at that time required a train ride followed by a stagecoach ride along the route now known as the Pig Trail. On some steep hills, passengers had to get out and help push the coach.
- The Pig Trail is now a popular, scenic highway (Arkansas Highway 23).
- Fayetteville and northwest Arkansas have grown over the years, and Fayetteville is now consistently listed by U.S. News and World Report as one of the top-five best places to live in the United States.
- In addition to the Hog Call and many other outstanding traditions, the University of Arkansas is home to Senior Walk: a tradition that includes the names of each graduating class being added to the sidewalks across campus, dating back to that first graduating class in 1876.
- The University of Arkansas' first graduation ceremony was held in 1876 and consisted of a class of 8 students.
- This fall, the university welcomed back more than 29,000 students - a new record for enrollment.



HE'S A FREAK

Named to Bruce Feldman's 2021 college football's Freaks List for his 10.25-inch hands, Arkansas wide receiver Treyton Burks wears big gloves. Here's how his 5XL hands compare to the average adult male and a few of the NFL's top wideouts:

- Average male - 7.6"
- New Orleans Saints WR Michael Thomas - 10.5"
- Arizona Cardinals WR DeAndre Hopkins - 10.1"
- Los Angeles Chargers WR Keenan Allen - 10"
- Cleveland Browns WR Odell Beckham Jr. - 10"
- Dallas Cowboys WR Amari Cooper - 10"
- Buffalo Bills WR Stefon Diggs - 10"
- Atlanta Falcons WR Julio Jones - 9.75"
- Denver Broncos WR Courtland Sutton - 9.75"

The biggest hands on a wide receiver at the 2020 NFL Combine belonged to Oregon's Juwan Johnson (10.5"). Burks is also one of the strongest receivers in all of college football, benching 380 lbs., squatting 500 lbs. and power cleaning 320 lbs.

2021 HONORS

PRESEASON ALL-AMERICA

Treyton Burks • Jr. • WR

Athlon - Second Team

PFF - Second Team

Phil Steele - First Team

Jalen Catalon • R-So. • DB

Associated Press - Second Team

Athlon - Second Team

Phil Steele - Second Team

Grant Morgan • R-Sr. • LB

Athlon - Second Team

Phil Steele - Second Team

PRESEASON ALL-SEC

Treyton Burks • Jr. • WR

Athlon - First Team

PFF - First Team

Phil Steele - First Team

SEC - First Team

USA TODAY Network All-SEC

Jalen Catalon • R-So. • DB

Athlon - First Team

PFF - First Team

Phil Steele - First Team

SEC - Second Team

USA TODAY Network All-SEC

Ty Clary • R-Sr. • OL

PFF - Third Team

Myron Cunningham • R-Sr. • OL

Athlon - Third Team

PFF - Honorable Mention

Phil Steele - Third Team

SEC - Third Year

Grant Morgan • R-Sr. • LB

Athlon - First Team

PFF - Second Team

Phil Steele - First Team

SEC - Second Team

USA TODAY Network All-SEC

Bumper Pool • Sr. • LB

Athlon - Fourth Team

Phil Steele - Second Team

Jordan Silver • R-Sr. • LS

Phil Steele - Third Team

Trelon Smith • R-Jr. • RB

Athlon - Fourth Team

Phil Steele - Fourth Team

Ricky Stromberg • Jr. • OL

Athlon - Second Team

PFF - Second Team

Phil Steele - Fourth Team

SEC - Second Team

WATCH LISTS & RECOGNITION

Reid Bauer • R-Jr. • P

Ray Guy Award Watch List

Montaric Brown • R-Sr. • DB

Reese's Senior Bowl Watch List

NFLPA Collegiate Bowl Big Board

Treyton Burks • Jr. • WR

Biletnikoff Award Watch List

Maxwell Award Watch List

Walter Camp Player of the Year Watch List

Jalen Catalon • R-So. • DB

Bednarik Award Watch List

Bronko Nagurski Trophy Watch List

Jim Thorpe Award Preseason Watch List

Myron Cunningham • Sr. • OL

Reese's Senior Bowl Watch List

NFLPA Collegiate Bowl Big Board

Joe Foucha • Sr. • DB

NFLPA Collegiate Bowl Watch List

Hudson Henry • R-So. • TE

John Mackey Award Watch List

Blake Kern • R-Sr. • TE

NFLPA Collegiate Bowl Watch List

Grant Morgan • R-Sr. • LB

Bednarik Award Watch List

Bronko Nagurski Trophy Watch List

Butkus Award Watch List

Reese's Senior Bowl Watch List

NFLPA Collegiate Bowl Big Board

William V. Campbell Trophy Semifinalist

Bumper Pool • Sr. • LB

Butkus Award Watch List

Reese's Senior Bowl Watch List

John Ridgeway • R-Sr. • DL

Reese's Senior Bowl Watch List

NFLPA Collegiate Bowl Big Board

Jordan Silver • R-Sr. • LS

Patrick Mannelly Award Watch List

Wuerffel Trophy Watch List

Reese's Senior Bowl Watch List

NFLPA Collegiate Bowl Big Board

Trelon Smith • R-Jr. • RB

Doak Walker Award Watch List

Earl Campbell Tyler Rose Award Watch List

Reese's Senior Bowl Watch List

Ricky Stromberg • Jr. • OL

Rimington Trophy Watch List

WEEKLY AWARDS

Arkansas Razorbacks

Cheez-It Bowl National Team of the Week (Sept. 14)

Treyton Burks • Jr. • WR

PFF Team of the Week (Sept. 27)

SEC Co-Offensive Player of the Week (Sept. 14)

Hayden Henry • R-Sr. • LB

Walter Camp National Defensive Player of the Week (Sept. 14)

SEC Defensive Player of the Week (Sept. 14)

KJ Jefferson • R-So. • QB

Davey O'Brien Award Great 8 (Sept. 27)

Davey O'Brien Award's Great 8 (Oct. 11)

Beaux Limmer • R-So. • OL

PFF Team of the Week (Sept. 12)

Cam Little • Fr. • K

SEC Freshman of the Week (Sept. 14)

Lou Groza Award Star of the Week (Sept. 14)

Grant Morgan • R-Sr. • LB

Chuck Bednarik Award National Player of the Week (Sept. 14)

Ricky Stromberg • Jr. • OL

SEC Co-Offensive Lineman of the Week (Sept. 20)

Tre Williams • R-Sr. • DE

PFF Team of the Week (Sept. 27)

SEC Defensive Lineman of the Week (Sept. 27)

Bednarik Award Player of the Week (Sept. 28)

MISCELLANEOUS OFFENSE STATS

GAMES WITH A RECEPTION

Player	2017	2018	2019	2020	2021	Career
Treyton Burks	--	--	11	9	6	26
Jaquayln Crawford	--	--	--	0	1	1
T.J. Hammonds	1	3	3	2	0	9
Hudson Henry	--	--	2	5	0	7
AJ Green	--	--	--	--	4	4
Ketron Jackson Jr.	--	--	--	--	1	1
KJ Jefferson	--	--	1	0	0	1
Dominique Johnson	--	--	--	0	1	1
Blake Kern	0	0	0	9	4	13
Trey Knox	--	--	7	5	1	13
Tyson Morris	--	2	8	6	6	22
Raheim Sanders	--	--	--	--	2	2
Trelon Smith	--	--	--	9	2	11
Warren Thompson	--	--	--	--	5	5
De'Vion Warren	1	2	3	7	4	17
John David White	--	--	1	0	1	2

5+ RECEPTIONS

Player	2017	2018	2019	2020	2021	Career
Treyton Burks	--	--	1	6	4	11
Hudson Henry	--	--	0	1	0	1
Trey Knox	--	--	3	0	1	4
Trelon Smith	--	--	--	2	0	2
De'Vion Warren	--	--	--	1	0	1

20+ YARD RECEPTION

Player	2017	2018	2019	2020	2021	Career
Treyton Burks	--	--	10	11	11	32
AJ Green	--	--	--	--	1	1
T.J. Hammonds	1	1	--	1	0	3
Blake Kern	0	0	0	2	1	3
Trey Knox	--	--	5	1	0	6
Tyson Morris	--	0	1	0	4	5
Raheim Sanders	--	--	--	--	1	1
Trelon Smith	--	--	--	2	0	2
Warren Thompson	--	--	--	0	2	2
De'Vion Warren	0	0	0	5	1	6

40+ YARD RECEPTION

Player	2017	2018	2019	2020	2021	Career
Treyton Burks	--	--	0	6	2	8
AJ Green	--	--	--	--	1	1
T.J. Hammonds	1	1	0	1	0	3
Trey Knox	--	--	1	0	0	1
Tyson Morris	--	0	0	0	2	2
Warren Thompson	--	--	--	0	2	2
De'Vion Warren	--	--	--	2	1	3

100 YARDS RECEIVING

Player	2017	2018	2019	2020	2021	Career
Treyton Burks	--	--	0	4	3	7
De'Vion Warren	0	0	0	1	0	1

200 YARDS RECEIVING

Player	2017	2018	2019	2020	2021	Career
Treyton Burks	--	--	0	1	0	1

GAMES WITH A RECEIVING TD

Player	2017	2018	2019	2020	2021	Career
Treyton Burks	--	--	0	5	3	8
AJ Green	--	--	--	--	1	1
T.J. Hammonds	1	1	0	0	0	2
Hudson Henry	--	--	--	1	0	1
Blake Kern	0	0	0	2	0	2
Trey Knox	--	--	2	0	1	3
Tyson Morris	--	1	1	1	2	5
Trelon Smith	--	--	--	1	0	1
Warren Thompson	--	--	--	0	2	2
De'Vion Warren	0	1	0	2	0	3

GAMES WITH MULTIPLE RECEIVING TDS

Player	2017	2018	2019	2020	2021	Career
Treyton Burks	--	--	0	1	0	1
De'Vion Warren	0	0	0	1	0	1

10+ YARD RUNS

Player	2017	2018	2019	2020	2021	Career
Treyton Burks	--	--	1	4	1	6
AJ Green	--	--	--	--	4	4
T.J. Hammonds	9 (3)	1	2	3	0	18
Malik Hornsby	--	--	--	0	5	5
Javion Hunt	--	--	--	--	1	1
KJ Jefferson	--	--	3	3	14	20
Dominique Johnson	--	--	--	0	5	5
John Stephen Jones	--	1	1	0	0	2
Raheim Sanders	--	--	--	--	10	10
Trelon Smith	--	--	--	12	13	25
De'Vion Warren	0	1	3	2	1	7

20+ YARD RUNS

Player	2017	2018	2019	2020	2021	Career
A.J. Green	--	--	--	--	1	1
T.J. Hammonds	4 (1)	0	1	1	0	7
Malik Hornsby	--	--	--	0	1	1
KJ Jefferson	--	--	1	0	1	2
Dominique Johnson	--	--	--	0	1	1
Raheim Sanders	--	--	--	--	3	3
Trelon Smith	--	--	--	4	2	6
De'Vion Warren	0	0	0	1	0	1

100 YARDS RUSHING

Player	2017	2018	2019	2020	2021	Career
T.J. Hammonds	1	0	0	0	0	1
Raheim Sanders	--	--	--	--	1	1
Trelon Smith	--	--	--	2	1	3

GAMES WITH A RUSHING TD

Player	2017	2018	2019	2020	2021	Career
A.J. Green	--	--	--	--	1	1
T.J. Hammonds	1 (1)	0	0	0	0	2
Malik Hornsby	--	--	--	0	1	1
KJ Jefferson	--	--	1	2	2	5
Dominique Johnson	--	--	--	0	3	3
Raheim Sanders	--	--	--	--	1	1
Trelon Smith	--	--	--	3	4	7

GAMES WITH MULTIPLE RUSHING TDS

Player	2017	2018	2019	2020	2021	Career
KJ Jefferson	--	--	0	0	2	2
Trelon Smith	0	0	-	1	0	1

GAME 7: AUBURN

MISC. OFFENSE STATS

CAREER 100-YARD RUSHING GAMES

T.J. Hammonds • R-Sr. • RB (1)
119 - Coastal Carolina, 2017

Raheim Sanders • Fr. • RB (1)
139 - Ole Miss, 2021

Trelon Smith • R-Jr. • RB (3)
172 - Missouri, 2020
118 - Florida, 2020
102 - Rice, 2021

CAREER 100-YARD RECEIVING GAMES

Treyton Burks • So. • WR (6)
206 - Missouri, 2020
167 - Texas A&M, 2021
137 - Ole Miss, 2020
127 - Georgia Southern, 2021
117 - Texas A&M, 2020
102 - Georgia, 2020

De'Vion Warren • Sr. • WR (1)
100 - Mississippi State, 2020

MISC. DEFENSE STATS

DOUBLE-DIGIT TACKLES

Player	2017	2018	2019	2020	2021	Career
Jalen Catalon	--	--	--	7	1	8
Hudson Clark	--	--	--	1	0	1
Joe Foucha	--	0	2	1	1	4
Hayden Henry	0	0	0	0	2	2
Grant Morgan	0	0	0	6	3	9
Bumper Pool	--	0	3	6	4	13

TEAM LEADER IN TACKLES (Ties included)

Player	2017	2018	2019	2020	2021	Career
Jalen Catalon	--	--	--	1	1	2
Hudson Clark	--	--	--	1	0	1
Joe Foucha	--	0	2	0	0	2
Hayden Henry	0	0	0	0	1	1
Grant Morgan	1	0	0	4	2	7
Bumper Pool	--	0	3	5	2	10

GAMES WITH A SACK (Half sacks included)

Player	2017	2018	2019	2020	2021	Career
Joe Foucha	--	0	0	1	0	1
Dorian Gerald	--	--	0	1	0	1
Eric Gregory	--	--	--	3	0	3
Hayden Henry	0	1	1	1	1	4
Grant Morgan	0	0	1	3	1	5
Isaiah Nichols	--	--	--	1	1	1
Bumper Pool	0	0	1	1	0	2
John Ridgeway	--	--	--	--	1	1
Mataio Soli	--	--	0	0	1	1
Markell Utsey	--	--	--	--	1	1
Tre Williams	--	--	--	--	3	3
Zach Williams	--	--	0	1	2	3

MULTIPLE SACKS (1.5 sacks or more)

Player	2018	2019	2020	2021	Career
Dorian Gerald	--	--	0	1	1
Tre Williams	--	--	--	2	2

ARKANSAS 20+ YARD PLAYS

Yards	Type	Player(s)	Opponent
91*	Pass	KJ Jefferson to Treyton Burks	Georgia Southern
85*	Pass	KJ Jefferson to Treyton Burks	Texas A&M
60*	Pass	KJ Jefferson to Warren Thompson	Georgia Southern
48*	Pass	KJ Jefferson to AJ Green	Texas A&M
48	Rush	Dominique Johnson	Georgia Southern
47	Pass	KJ Jefferson to Tyson Morris	Georgia Southern
46	Pass	KJ Jefferson to Warren Thompson	Ole Miss
45	Pass	KJ Jefferson to Tyson Morris	Texas
44	Pass	KJ Jefferson to De'Vion Warren	Georgia Southern
44	INT	Jalen Catalon	Rice
42	Rush	Raheim Sanders	Ole Miss
42	KR	LaDarius Bishop	Rice
39	INT	Jalen Catalon	Rice
37	Pass	KJ Jefferson to Treyton Burks	Ole Miss
37	Pass	KJ Jefferson to Treyton Burks	Ole Miss
34*	Rush	KJ Jefferson	Rice
34	Rush	KJ Jefferson	Texas
31	Pass	KJ Jefferson to Tyson Morris	Rice
30*	Rush	AJ Green	Texas
29	Rush	Malik Hornsby	Texas
28	KR	LaDarius Bishop	Rice
27	Pass	Warren Thompson to Treyton Burks	Texas A&M
26*	Rush	Raheim Sanders	Texas
24	Pass	KJ Jefferson to Treyton Burks	Georgia Southern
23	Pass	KJ Jefferson to Treyton Burks	Texas A&M
22	Pass	KJ Jefferson to Raheim Sanders	Georgia
22	Rush	Trelon Smith	Texas
21	Rush	Raheim Sanders	Ole Miss
21	Pass	KJ Jefferson to Treyton Burks	Ole Miss
21	Pass	KJ Jefferson to Treyton Burks	Texas A&M
21	Pass	KJ Jefferson to Tyson Morris	Texas A&M
21	Pass	KJ Jefferson to Blake Kern	Georgia Southern
20*	Pass	KJ Jefferson to Treyton Burks	Ole Miss
20	KR	LaDarius Bishop	Georgia Southern
20	Rush	Trelon Smith	Rice
20	Pass	KJ Jefferson to Treyton Burks	Texas

LONG PLAYS BREAKDOWN

BY YARDS

Yards	No.	TD
100+	0	0
90-99	1	1
80-89	1	1
70-79	0	0
60-69	1	1
50-59	0	0
40-49	9	1
30-39	7	2
20-29	17	2
TOTAL	36	8

BY TYPE

Type	No.	TD
Rushing	10	3
Passing	21	5
Punt returns	0	0
Kick returns	3	0
Interceptions	2	0
Fumble returns	0	0
Other	0	0
TOTAL	36	8

BY PLAYER

Player	No.	TD	R	P	KR	PR	IR	FR
LaDarius Bishop	3	0	0	0	3	0	0	0
Treyton Burks	11	3	0	11	0	0	0	0
Jalen Catalon	2	0	0	0	0	0	2	0
AJ Green	2	2	1	1	0	0	0	0
Malik Hornsby	1	0	1	0	0	0	0	0
KJ Jefferson	5	1	2	3	0	0	0	0
Dominique Johnson	1	0	1	0	0	0	0	0
Blake Kern	1	0	0	1	0	0	0	0
Tyson Morris	2	0	0	2	0	0	0	0
Raheim Sanders	4	1	4	1	0	0	0	0
Trelon Smith	2	0	2	0	0	0	0	0
Warren Thompson	2	1	0	2	0	0	0	0
De'Vion Warren	1	0	0	1	0	0	0	0
TOTAL	36	8	10	21	3	0	2	0

* touchdown scored on play

NEED TO KNOW INFO

Opponent	Captains	Length	Coin Toss	Kick/Receive	Helmet/Jersey/Pants	Attendance	1st Poss.	Opp. 1st Poss.	Result
Rice	Morgan*, Catalon, Cunningham, Jefferson, Foucha	3:33	RICE	KICK	Cardinal/Cardinal/White	64,065	PUNT	PUNT	W, 38-17
Texas	Morgan, Catalon*, Cunningham, Jefferson, Foucha	3:11	TEXAS	KICK	Cardinal/Cardinal/White	74,531	PUNT	PUNT	W, 40-21
Georgia Southern	Morgan, Catalon, Cunningham*, Jefferson, Foucha	3:11	ARKANSAS	KICK	Cardinal/Cardinal/White	66,311	TD	PUNT	W, 45-10
vs. Texas A&M	Morgan, Catalon, Cunningham*, Jefferson*, Foucha	3:31	ARKANSAS	KICK	Cardinal/Cardinal/White	57,992	FG	PUNT	W, 20-10
at Georgia	Morgan, Catalon, Cunningham, Jefferson, Foucha*	3:05	ARKANSAS	KICK	Cardinal/White/White	92,746	PUNT	TD	L, 37-0
at Ole Miss	Morgan, Catalon, Cunningham, Jefferson*, Foucha	3:41	ARKANSAS	RECEIVE	Cardinal/White/White	60,256	PUNT	PUNT	L, 52-51
Auburn									
UAPB									
Mississippi State									
at LSU									
at Alabama									
Missouri									

HEAD COACH SAM PITTMAN

- Fifth Arkansas head coach to lead Razorbacks to a bowl game in his first season, joining Houston Nutt (1998), Ken Hatfield (1984), Lou Holtz (1977) and John Barnhill (1946).
- Led the Razorbacks to three wins in his first year as head coach - the Hogs' most SEC wins since 2016 and most wins overall since 2017.
- Arkansas' three wins in 2020 were the most for a team coming off a zero-win SEC schedule since Auburn's Gus Malzahn in 2012.
- Snapped the program's 20-game SEC losing streak with a victory at No. 16 Mississippi State in just the team's second game of 2020.
- He is the first first-year Arkansas head coach to win three or more SEC games in his first season since Houston Nutt won six in 1998.
- One of 14 SEC coaches in history to take over a team with a losing record and lead it to the Top 10 in the AP Poll in their first two seasons.



Sam Pittman, one of the nation's premier recruiters, was named the 34th head coach in Razorback history prior to the 2020 season.

Preaching belief, it did not take long for Pittman to make the state proud. Under the first-year head coach, Arkansas compiled a 3-7 record against an ultra-challenging SEC-only schedule in a season marred by the COVID-19 pandemic. In week two, the Razorbacks defeated No. 16 Mississippi State on the road, 21-14, snapping a 20-game SEC losing streak and claiming their first win against a ranked team since November 2016. Pittman oversaw immediate change on both sides of the ball with the offense averaging 51 more total yards per game and the defense forcing seven more interceptions than the 2019 team. Linebacker Grant Morgan earned Walter Camp second-team All-America honors, becoming the 16th Razorback in program history to earn the nod from the nation's oldest All-America team.

Pittman guided the Razorbacks to their 43rd all-time bowl berth, becoming the fifth coach in school history to lead the team to a bowl in his first season and first since Houston Nutt in 1998 (Florida Citrus Bowl). The 2020 Texas Bowl, however, was canceled due to COVID-19 issues within TCU's program.

The Oklahoma native has coached at seven different Power 5 schools during his 32 years of coaching, including Oklahoma, Missouri, Kansas, North Carolina and Tennessee. With a wealth of experience, Pittman is widely regarded as one of the nation's best offensive line coaches and recruiters. He has coached 15 players that have been selected in the NFL Draft since 2013, including first round picks Andrew Thomas (4th in 2020), Isaiah Wilson (29th in 2020), Frank Ragnow (20th in 2018), Isaiah Wynn (23rd overall in 2018), Ja'Wuan James (19th overall in 2014) and Jonathan Cooper (7th overall in 2013). Overall, Pittman has coached seven offensive linemen that were selected in the first round of the NFL Draft, including Stockar McDougle (20th overall in 2000). Travis Swanson also became the highest drafted Razorback center in school history when he was picked 76th overall in 2014.

"Sam Pittman has been an integral part of successful teams that have competed at the highest levels, including for SEC and NCAA Championships," Vice Chancellor and Director of Athletics Hunter Yurachek said. "As one of the nation's premier offensive line coaches, he has built a remarkable body of work thanks to his tremendous passion for his student-athletes, including teaching the fundamentals and developing his players on and off the field. Sam instills in his players the motivation, grit and determination required to compete and win. Throughout this process, I heard from many of his former players about the tremendous influence he had on them as a player and as a man."

Pittman arrived in Athens in 2016 as the offensive line coach as part of Kirby Smart's first staff. In his four seasons with the Bulldogs, Pittman helped Georgia to unprecedented success including three-straight Southeastern Conference Eastern Division titles. In 2019, the Bulldogs' rushing attack has been led by D'Andre Swift, who finished fourth in the league with 1,216 yards just ahead of Arkansas' Rakeem Boyd (1,133).

The 2017 Bulldogs were a special team, winning 13 games, the SEC championship and making the school's first-ever College Football Playoff appearance - a win over Oklahoma in the Rose Bowl. Georgia's offense that year was the best in the SEC and ninth nationally in rushing, led by Nick Chubb and Sony Michel. During his four seasons in Athens, he was part of a staff that produced four Top 10 recruiting classes, including the nation's No. 1 class in 2018.

An original member of Bret Bielema's staff at Arkansas in 2013, Pittman helped build the Razorbacks' offensive line into one of the best in the league. He quickly made an impact, helping Travis Swanson earn first-team All-America honors and be a Rimington Trophy finalist in 2013. His first two offensive lines at Arkansas led the SEC in sacks allowed per game and his offensive line in 2014 paved the way for two 1,000-yard rushers in Jonathan Williams and Alex Collins. That OL also averaged 328.4 pounds per player as the largest offensive line in the FBS and NFL that season.

In Pittman's final year in Fayetteville his offensive line contributed to an offense that finished second in the SEC in total offense (456.8 ypg), second in scoring (40.2 ppg) and third in passing offense (264.2 ypg). During his tenure with the Razorbacks, Pittman mentored some of the best offensive linemen at Arkansas in recent memory, including Swanson, Sebastian Tretola, Dan Skipper and Frank Ragnow.

Pittman's coaching career began in 1987 as the head coach at Princeton (Mo.) HS. He coached at Hutchinson (Kan.) CC for three seasons, including the final two as the head coach, before getting his first FBS opportunity at Northern Illinois in 1994. He later returned to NIU to help the Huskies to a pair of division championships and two bowl games. Pittman got his first experience in the SEC in 2012 when he joined the staff at Tennessee.

Pittman played defensive end at Pittsburg State, where he was a first-team NAIA All-American and twice earned all-conference recognition. He graduated with a bachelor's degree in 1986 and was inducted into the PSU Athletics Hall of Fame in 1998. He is married to his wife, Jamie.

COACHING HISTORY

2020-pres.	Arkansas Head Coach
2019	Georgia Associate Head Coach/OL
2016-18	Georgia Offensive Line
2013-15	Arkansas Asst. HC/OL/Recruiting Coord.
2012	Tennessee Offensive Line
2011	North Carolina Associate Head Coach/OL
2007-10	North Carolina Offensive Line
2004-06	Northern Illinois Assistant Head Coach/OL
2003	Northern Illinois Offensive Line
2001	Kansas Offensive Line
2000	Missouri Offensive Line
1999	Western Michigan Assistant Coach
1997-98	Oklahoma Offensive Line
1996	Cincinnati Offensive Tackles/Tight Ends
1994-95	Northern Illinois Offensive Line
1992-93	Hutchinson (Kan.) CC Head Coach
1991	Hutchinson (Kan.) CC Offensive Line
1989-90	Trenton (Mo.) HS Head Coach
1987-88	Princeton (Mo.) HS Head Coach
1986	Beggs (Okla.) HS Assistant Coach
1984-85	Pittsburg State (Kan.) Student Assistant Coach

GAME 7: AUBURN

GAME-BY-GAME BREAKDOWN

	FINAL	SCORE BY QUARTER					FIRST DOWNS				RUSHING			PASSING			OFFENSE		PUNTING	FUMBLES	PENALTY	THIRD	TOTAL	
GAME	SCORE	1	2	3	4	OT	RU	PA	PN	TOT	ATT	YDS	TD	C-A-I	YDS	TD	ATT	YDS	NO-NET	AVG	NO-LOST	NO-YDS	DOWNS	TOP
Rice	17	0	10	7	0	-	1	12	6	19	39	81	1	17-35-3	227	1	74	308	6-34.3	1-0	10-60	4-15	33:54	
Arkansas	38	7	0	10	21	-	12	4	2	18	44	245	4	12-21-1	128	1	65	373	6-28.5	2-0	13-117	3-11	26:06	
Texas	21	0	0	7	14	-	6	7	2	15	41	138	3	13-23-0	118	0	64	256	6-38.2	2-2	4-20	4-13	28:57	
Arkansas	40	3	13	17	7	-	16	5	0	21	47	333	4	14-19-1	138	0	66	471	2-40.0	1-0	4-40	5-12	31:03	
Ga. Southern	10	0	10	0	0	-	5	3	3	11	35	152	1	13-28-0	81	0	63	233	10-44.7	2-0	8-50	5-18	26:54	
Arkansas	45	14	10	14	7	-	13	12	2	27	48	269	3	14-25-0	364	3	73	633	5-43.4	0-0	9-93	7-15	33:06	
Texas A&M	10	0	3	7	0	-	6	7	2	15	23	121	1	20-36-1	151	0	59	272	8-42.9	0-0	11-75	4-14	29:10	
Arkansas	20	10	7	0	3	-	13	6	1	20	49	197	0	9-19-0	246	0	68	443	6-40.0	0-0	10-65	3-13	30:50	
Georgia	37	21	3	3	10	-	16	3	3	22	56	273	3	7-11-0	72	0	67	345	2-87	0-0	6-40	4-12	36:01	
Arkansas	0	0	0	0	0	-	6	2	1	9	29	75	0	10-16-0	87	0	45	162	8-37.2	0-0	13-101	3-12	23:28	
Ole Miss	52	0	21	10	21	-	14	8	0	22	49	324	5	14-21-0	287	2	70	611	3-42.7	0-0	8-75	5-14	24:25	
Arkansas	51	7	7	17	20	-	22	14	3	39	58	350	4	25-35-1	326	3	93	676	2-30.0	3-1	4-25	7-13	35:35	

AP POLL

As of Oct. 10, 2021

Rank	Team	Record	Points	Previous
1	Georgia (62)	6-0	1,550	2
2	Iowa	6-0	1,476	3
3	Cincinnati	5-0	1,407	5
4	Oklahoma	6-0	1,336	6
5	Alabama	5-1	1,286	1
6	Ohio State	5-1	1,157	7
7	Penn State	5-1	1,147	4
8	Michigan	6-0	1,139	9
9	Oregon	4-1	1,057	8
10	Michigan State	6-0	992	11
11	Kentucky	6-0	918	16
12	Oklahoma State	5-0	830	12
13	Ole Miss	4-1	779	17
14	Notre Dame	5-1	732	14
15	Coastal Carolina	6-0	712	15
16	Wake Forest	6-0	526	19
17	Arkansas	4-2	470	13
18	Arizona State	5-1	428	22
19	BYU	5-1	421	10
20	Florida	4-2	397	20
21	Texas A&M	4-2	348	NR
22	NC State	4-1	265	23
23	SMU	6-0	225	24
24	San Diego State	5-0	176	25
25	Texas	4-2	108	21

Others receiving votes: Auburn 106, Clemson 63, Baylor 62, UTSA 22, Mississippi State 7, Kansas State 3, Air Force 2, Appalachian State 2, Pittsburgh 1

AMWAY COACHES POLL

As of Oct. 10, 2021

Rank	Team	Record	Points	Previous
1	Georgia (64)	6-0	1,624	2
2	Iowa (1)	6-0	1,537	3
3	Oklahoma	6-0	1,452	5
4	Cincinnati	5-0	1,418	6
5	Alabama	5-1	1,363	1
6	Ohio State	5-1	1,254	7
7	Michigan	6-0	1,237	8
8	Penn State	5-1	1,124	4
9	Michigan State	6-0	1,064	11
10	Oregon	4-1	1,004	9
11	Kentucky	6-0	994	14
12	Oklahoma State	5-0	910	12
13	Notre Dame	5-1	817	13
14	Ole Miss	4-1	741	17
15	Coastal Carolina	6-0	708	15
16	Wake Forest	6-0	580	20
17	Florida	4-2	543	18
18	Texas A&M	4-2	396	NR
19	Arkansas	4-2	386	16
20	BYU	5-1	342	10
21	NC State	4-1	321	22
22	Arizona State	5-1	294	25
23	SMU	6-0	269	24
24	San Diego State	5-0	156	NR
25	Clemson	3-2	155	21

Others receiving votes: Auburn 98; Baylor 91; Texas 74; Pittsburgh 36; Texas-San Antonio 30; Mississippi State 18; Iowa State 18; Appalachian State 18; Boston College 11; Air Force 9; Tennessee 8; Liberty 8; Nevada 7; UL Lafayette 3; Houston 3; Fresno State 3; UCLA 1.

OFFENSE

WR	10	De'Vion Warren	*Sr. // 5-10 // 195
	2	Ketron Jackson Jr.	Fr. // 6-2 // 205
WR	16	Treyton Burks	Jr. // 6-3 // 225
	11	Jaquayln Crawford	R-Jr. // 5-10 // 175
LT	76	Myron Cunningham	*R-Sr. // 6-6 // 325
	74	Jalen St. John	R-Fr. // 6-5 // 330
LG	62	Brady Latham	R-So. // 6-5 // 305
	70	Luke Jones	R-Jr. // 6-5 // 310
C	51	Ricky Stromberg	Jr. // 6-4 // 310
	57	Shane Clenin	R-Sr. // 6-6 // 325
RG	55	Beaux Limmer	R-So. // 6-5 // 300
	66	Ty Clary	*Sr. // 6-4 // 315
RT	78	Dalton Wagner	R-Sr. // 6-9 // 330
	53	Ty'Kieast Crawford	So. // 6-5 // 350
QB	1	KJ Jefferson	R-So. // 6-3 // 245
	4	Malik Hornsby	R-Fr. // 6-2 // 180
RB	22	Trelon Smith	R-Sr. // 5-9 // 190
	5	Raheim Sanders	Fr. // 6-2 // 225
	20	Dominique Johnson	So. // 6-1 // 240
TE	87	Blake Kern	*R-Sr. // 6-4 // 265
	82	Hudson Henry	R-So. // 6-5 // 255
	7	Trey Knox	6-5 // 209 // Jr.
WR	19	Tyson Morris	*R-Sr. // 6-1 // 205
	84	Warren Thompson	R-Jr. // 6-3 // 201

DEFENSE

JACK	56	Zach Williams	Jr. // 6-4 // 255
	11	Mataio Soli	Jr. // 6-4 // 240
DT	99	John Ridgeway	R-Sr. // 6-6 // 320
	93	Isaiah Nichols	R-Jr. // 6-3 // 300
DT	0	Markell Utsey	*R-Sr. // 6-4 // 290
	50	Eric Gregory	R-So. // 6-4 // 295
DE	55	Tre Williams	*R-Sr. // 6-5 // 255
	58	Jashaud Stewart	So. // 6-2 // 240
WILL	27	Hayden Henry	*Sr. // 6-2 // 225
	10	Bumper Pool	Sr. // 6-2 // 230
MIKE	31	Grant Morgan	*R-Sr. // 5-11 // 235
	28	Andrew Parker	R-Jr. // 6-2 // 245
CB	24	LaDarrius Bishop	R-Jr. // 6-0 // 190
	17	Hudson Clark	R-So. // 6-2 // 180
S	1	Jalen Catalon	R-So. // 5-10 // 200
	4	Malik Chavis	R-So. // 6-2 // 195
S	7	Joe Foucha	Sr. // 5-11 // 205
	15	Simeon Blair	R-Jr. // 5-10 // 210
	8	Jayden Johnson	Fr. // 6-2 // 220
	2	Myles Slusher	So. // 6-0 // 185
CB	21	Montaric Brown	R-Sr. // 6-0 // 190
	23	Devin Bush	R-So. // 6-0 // 200
NB	9	Greg Brooks Jr.	Jr. // 5-11 // 185
	18	Trent Gordon	R-Jr. // 5-11 // 190

SPECIAL TEAMS

K	29	Cam Little	Fr. // 6-2 // 185
	90	Vito Calvaruso	So. // 6-2 // 200
P	30	Reid Bauer	R-Jr. // 5-11 // 200
	42	Sam Loy	*R-Sr. // 6-1 // 195
LS	48	Jordan Silver	R-Sr. // 6-1 // 235
	46	Francisco Castro	Fr. // 6-1 // 210
-OR-	52	John Oehrlein	R-So. // 6-1 // 240
H	30	Reid Bauer	R-Jr. // 5-11 // 200
KR	24	LaDarrius Bishop	R-Jr. // 6-0 // 190
	5	Raheim Sanders	Fr. // 6-2 // 225
PR	9	Greg Brooks	Jr. // 5-11 // 185
-OR-	14	Nathan Parodi	R-Jr. // 5-9 // 175

GAME 7: AUBURN

GAME-BY-GAME OFFENSIVE STARTERS

Opponent	LT	LG	C	RG	RT	TE	TE/WR	QB	RB	WR	WR
Rice	Cunningham	Latham	Stromberg	Clary	Wagner	Kern	Warren	Jefferson	T. Smith	Burks	Morris
Texas	Cunningham	Latham	Stromberg	Clary	Wagner	Kern	Warren	Jefferson	T. Smith	Burks	Morris
Ga. Southern	Cunningham	Latham	Stromberg	Limmer	Wagner	Kern	Warren	Jefferson	T. Smith	Burks	Morris
Texas A&M	Cunningham	Latham	Stromberg	Limmer	Wagner	Kern	Warren	Jefferson	T. Smith	Burks	Morris
at Georgia	Cunningham	Latham	Stromberg	Limmer	Wagner	Kern	Warren	Jefferson	T. Smith	Burks	Morris
at Ole Miss	Cunningham	Latham	Stromberg	Limmer	Clary	Kern	Warren	Jefferson	T. Smith	Burks	Morris
Auburn											
UAPB											
Mississippi State											
at LSU											
at Alabama											
Missouri											

GAME-BY-GAME DEFENSIVE STARTERS

Opponent	JACK	DT	DT	DE	WILL	MIKE	CB	S	S	CB	NB	DIME
Rice	Gerald	Nichols	Utsey	T. Williams	Pool	Morgan	Bishop	J. Catalon	Foucha	Brown	Brooks Jr.	-
Texas	--	Nichols	Utsey (DE)	T. Williams	Hay. Henry	Morgan	Bishop	J. Catalon	Foucha	Brown	Brooks Jr.	Blair
Ga. Southern	T. Williams	Nichols	Ridgeway	Utsey	Hay. Henry	Morgan	Bishop	J. Catalon	Foucha	Brown	Brooks Jr.	-
Texas A&M	T. Williams	--	Ridgeway	Utsey	Hay. Henry	Morgan	Bishop	J. Catalon	Foucha	Brown	Brooks Jr.	Blair
at Georgia	T. Williams	--	Ridgeway	Utsey	Hay. Henry	Morgan	Bishop	J. Catalon	Foucha	Brown	Brooks Jr.	Blair
at Ole Miss	T. Williams	--	Ridgeway	Utsey	Hay. Henry	Morgan	Bishop	J. Catalon	Foucha	Brown	Brooks Jr.	Blair
Auburn												
UAPB												
Mississippi State												
at LSU												
at Alabama												
Missouri												

CAREER STARTS

OFFENSE	2021	2020	2019	2018	2017	TOT	CONS	DEFENSE	2021	2020	2019	2018	2017	TOT	CONS
Ty Clary, OL, *R-Sr.	3	7	12	11	4	37	1	John Ridgeway, DL, R-Sr.	4	4	15	10	-	33	4
Myron Cunningham, OL, *R-Sr.	6	10	10	-	-	26	21	Montaric Brown, DB, R-Sr.	6	7	10	3	-	28	12
Ricky Stromberg, OL, Jr.	6	8	11	-	-	25	6	Joe Foucha, DB, Sr.	6	8	12	1	-	27	14
Treyton Burks, WR, Jr.	6	9	9	-	-	24	13	Bumper Pool, LB, Sr.	1	9	12	4	-	26	-
Dalton Wagner, OL, R-Sr.	5	5	12	1	-	23	-	Greg Brooks Jr., DB, Jr.	6	9	12	-	-	26	6
Trey Knox, WR, Jr.	0	6	11	-	-	17	-	Tre Williams, DL, *R-Sr.	6	4	8	6	0	24	6
Brady Latham, OL, R-So.	6	10	0	-	-	16	16	Markel Utsey, DL, *R-Sr.	6	8	0	0	6	20	6
De'Vion Warren, WR, Sr.	6	6	0	0	0	12	6	Grant Morgan, LB, *R-Sr.	6	9	0	0	0	15	6
Blake Kern, TE, *R-Sr.	6	5	0	0	0	11	8	Jalen Catalon, DB, R-So.	6	9	0	-	-	15	7
Trelon Smith, RB, R-Sr.	6	4	-	0	0	10	9	Mataio Soli, DL, Jr.	0	1	11	-	-	12	-
Beaux Limmer, OL, R-So.	4	6	0	-	-	10	4	Isaiah Nichols, DL, R-Jr.	3	7	0	-	-	11	-
K.J. Jefferson, QB, R-So.	6	1	1	-	-	8	6	LaDarius Bishop, DB, R-Jr.	6	1	3	-	-	10	7
Tyson, Morris, WR, *R-Sr.	6	0	0	0	0	6	6	Hayden Henry, LB, *Sr.	5	3	-	1	-	9	5
Hudson Henry, TE, R-So.	0	5	-	-	-	5	-	Hudson Clark, DB, R-So.	0	7	-	-	-	7	-
Shane Clenin, OL, R-Sr.	0	0	1	1	-	2	-	Eric Gregory, DL, R-So.	0	7	-	-	-	7	-
John Stephen Jones, QB, R-Jr.	0	-	1	-	-	1	-	Simeon Blair, DB, R-Jr.	4	2	0	-	-	5	3
								Dorian Gerald, DL, *R-Sr.	1	1	2	2	-	5	-
								Zach Williams, DL, Jr.	0	4	0	-	-	4	-
								Myles Slusher, DB, So.	0	2	-	-	-	2	-
								Khari Johnson, DB, So.	0	1	-	-	-	1	-
								Taurean Carter, DL, R-So.	0	1	0	0	0	1	-
								Nick Turner, DB, R-Fr.	0	1	-	-	-	1	-

EXPERIENCE ANALYSIS

The chart to the right shows Arkansas' offensive and defensive starting lineups over the last 14 years with numbers representing total starts by classes and percentages of total starts for the entire season.

Season	G	SR	JR	SO	FR	UpperCI%
2021	6 (4-2)	79 (59.9%)	31 (23.5%)	22 (16.7%)	0 (0.0%)	110 (83.3%)
2020	10 (3-7)	70 (31.8%)	50 (22.7%)	45 (20.5%)	55 (25.0%)	120 (54.6%)
2019	12 (2-10)	77 (29.2%)	55 (20.8%)	73 (27.7%)	59 (22.4%)	132 (50.0%)
2018	12 (2-10)	103 (39.2%)	86 (32.7%)	44 (16.7%)	30 (11.4%)	189 (71.2%)
2017	12 (4-8)	66 (25.0%)	108 (40.1%)	65 (24.6%)	25 (9.5%)	174 (65.9%)
2016	13 (7-6)	114 (39.9%)	82 (28.7%)	70 (24.5%)	20 (6.9%)	196 (68.5%)
2015	13 (8-5)	67 (23.4%)	143 (50.0%)	58 (20.3%)	18 (6.3%)	210 (73.4%)
2014	13 (7-6)	92 (32.2%)	72 (25.2%)	89 (31.1%)	33 (11.5%)	164 (57.3%)
2013	12 (3-9)	107 (40.5%)	59 (22.3%)	57 (21.6%)	41 (15.5%)	166 (66.7%)
2012	12 (4-8)	99 (37.5%)	87 (33.0%)	31 (11.7%)	46 (17.4%)	186 (70.5%)
2011	13 (11-2)	110 (38.5%)	97 (33.9%)	65 (22.7%)	14 (4.9%)	207 (72.4%)
2010	13 (10-3)	102 (35.7%)	107 (37.4%)	44 (15.4%)	33 (11.5%)	209 (73.1%)
2009	13 (8-5)	74 (25.9%)	83 (29.0%)	115 (40.2%)	14 (4.9%)	157 (54.9%)
2008	12 (5-7)	58 (22.0%)	64 (24.2%)	65 (24.6%)	77 (29.2%)	112 (46.2%)

GAME 7: AUBURN

ARKANSAS INDIVIDUAL SEASON-HIGHS

Rush Attempts	22	Trelon Smith, 9/4 vs. Rice
Yards Rushing	139	Raheim Sanders, 10/9 at Ole Miss
TD Rushes	3	KJ Jefferson, 10/9 at Ole Miss
Long Rush	48	A.J. Green, 9/18 vs. Georgia Southern
Pass Attempts	35	KJ Jefferson, 10/9 at Ole Miss
Pass Completions	25	KJ Jefferson, 10/9 at Ole Miss
Yards Passing	366	KJ Jefferson, 9/18 vs. Georgia Southern
TD Passes	3	2x, KJ Jefferson, 10/9 at Ole Miss
Long Pass	91	KJ Jefferson, 9/18 vs. Georgia Southern
Receptions	7	Treyton Burks, 10/9 at Ole Miss
Yards Receiving	167	Treyton Burks, 9/25 vs. Texas A&M
TD Receptions	1	9 Times
Long Reception	91	Treyton Burks, 9/18 vs. Georgia Southern
Field Goals	4	Cam Little, 9/11 vs. Texas
Long Field Goal	46	Cam Little, 9/25 vs. Texas A&M
Punts	7	Reid Bauer, 10/2 at Georgia
Punting Avg.	43.4	Reid Bauer, 9/18 vs. Georgia Southern
Long Punt	60	Reid Bauer, 9/18 vs. Georgia Southern
Punts Inside 20	3	Reid Bauer, 10/2 at Georgia
Long Punt Return	10	Nathan Parodi, 10/2 at Georgia
Long Kickoff Return	42	LaDarrius Bishop, 9/4 vs. Rice
Tackles	15	Hayden Henry, 9/11 vs. Texas
Sacks	2.0	Tre Williams, 9/25 vs. Texas A&M
Tackles For Loss	2.5	Hayden Henry, 9/11 vs. Texas
Interceptions	2	Jalen Catalon, 9/4 vs. Rice

ARKANSAS TEAM GAME-HIGHS

Rushes	58	10/9 at Ole Miss
Yards Rushing	350	10/9 at Ole Miss
Yards Per Rush	7.1	9/11 vs. Texas
TD Rushes	4	2x last 9/11 vs. Texas
Pass Attempts	35	10/9 at Ole Miss
Pass Completions	25	10/9 at Ole Miss
Yards Passing	364	9/18 vs. Georgia Southern
Yards Per Pass Comp.	26.0	9/18 vs. Georgia Southern
TD Passes	3	2x, last 10/9 at Ole Miss
Total Plays	93	10/9 at Ole Miss
Total Offense	676	10/9 at Ole Miss
Yards Per Play	8.7	9/18 vs. Georgia Southern
Points	51	10/9 at Ole Miss
Sacks By	3	2x last 9/15 vs. Texas A&M
First Downs	39	10/9 at Ole Miss
Penalties	13	2x last 10/2 at Georgia
Penalty Yards	117	9/4 vs. Rice
Turnovers	1	3x last 10/9 at Ole Miss
Interceptions By	3	9/4 vs. Rice
Punts	8	10/2 at Georgia
Punting Avg	43.4	9/18 vs. Georgia Southern
Long Punt	60	9/18 vs. Georgia Southern
Punts inside 20	3	10/2 at Georgia

ARKANSAS' LONGEST PLAYS

Rush	48	Dominique Johnson, 9/18 vs. Georgia Souther
Pass	91	Jefferson to Burks, 9/18 vs. Georgia Southern
Field Goal	46	Cam Little, 9/25 vs. Texas A&M
Punt	60	Reid Bauer, 9/18 vs. Georgia Southern
Punt Return	10	Nathan Parodi, 10.2 at Georgia
Kickoff Return	42	LaDarrius Bishop, 9/4 vs. Rice
Interception Return	44	Jalen Catalon, 9/4 vs. Rice
Fumble Return	6	Greg Brooks, Jr., 9/11 vs. Texas

OPPONENT INDIVIDUAL SEASON-HIGHS

Rush Attempts	19	Bijan Robinson, 9/11 vs. Texas
Yards Rushing	111	Henry Parrish Jr., 10/9 at Ole Miss
TD Rushes	3	Snoop Conner, 10/9 at Ole Miss
Long Rush	76	Justin Tomlin, 9/18 vs. Georgia Southern
Pass Attempts	36	Zach Calzada, 9/25 vs. Texas A&M
Pass Completions	20	Zach Calzada, 9/25 vs. Texas A&M
Yards Passing	287	Matt Corral, 10/9 at Ole Miss
TD Passes	2	Matt Corral, 10/9 at Ole Miss
Long Pass	68	Matt Corral, 10/9 at Ole Miss
Receptions	6	2x, last 9/25 Devon Achane vs. Texas A&M
Yards Receiving	127	Braylon Sanders, 10/9 at Ole Miss
TD Receptions	1	3x, last Braylon Sanders, 10/9 at Ole Miss
Long Reception	68	Braylon Sanders, 10/9 at Ole Miss
Field Goals	3	Jack Podlesny, 10/2 at Georgia
Long Field Goal	50	Caden Costa, 10/9 at Ole Miss
Punts	10	Anthony Beck, 9/18 vs. Georgia Southern
Punting Avg.	48.0	Anthony Beck, 9/18 vs. Georgia Southern
Long Punt	59	Anthony Beck, 9/18 vs. Georgia Southern
Punts Inside 20	5	Nik Constantinou, 9/25 vs. Texas A&M
Long Punt Return	30	Braylon Sanders, 10/9 at Ole Miss
Long Kickoff Return	32	Caden Davis, 9/25 vs. Texas A&M
Tackles	11	3x, last Otis Reese, 10/9 at Ole Miss
Sacks	1.5	2x, last Devonte Wyatt, 10/2 at Georgia
Tackles For Loss	2.0	2x, last Nakobe Dean, 10/2 at Georgia
Interceptions	1	3x, last Keidron Smith, 10/9 at Ole Miss

OPPONENT TEAM GAME-HIGHS

Rushes	56	10/2 at Georgia
Yards Rushing	287	10/9 at Ole Miss
Yards Per Rush	6.6	10/9 at Ole Miss
TD Rushes	5	10/9 at Ole Miss
Pass Attempts	36	9/25 vs. Texas A&M
Pass Completions	20	9/25 vs. Texas A&M
Yards Passing	287	10/9 at Ole Miss
Yards Per Pass Comp.	20.5	10/9 at Ole Miss
TD Passes	2	10/9 at Ole Miss
Total Plays	74	9/4 vs. Rice
Total Offense	611	10/9 at Ole Miss
Yards Per Play	8.7	10/9 at Ole Miss
Points	52	10/9 at Ole Miss
Sacks By	4	10/2 at Georgia
First Downs	22	2x, last 10/9 at Ole Miss
Penalties	11	9/25 vs. Texas A&M
Penalty Yards	75	9/25 vs. Texas A&M
Turnovers	3	9/4 vs. Rice
Interceptions By	1	9/4 vs. Rice
Punts	10	9/18 vs. Georgia Southern
Punting Avg	48.0	9/18 vs. Georgia Southern
Long Punt	59	9/18 vs. Georgia Southern
Punts inside 20	5	9/25 vs. Texas A&M

OPPONENT'S LONGEST PLAYS

Long Rush	76	Justin Tomlin, 9/18 vs. Georgia Southern
Long Pass	68	Braylon Sanders, 10/9 at Ole Miss
Field Goal	50	Caden Costa, 10/9 at Ole Miss
Punt	59	Anthony Beck, 9/18 vs. Georgia Southern
Punt Return	30	Braylon Sanders, 10/9 at Ole Miss
Kickoff Return	32	Devon Achane, 9/25 vs. Texas A&M
Interception Return	0	Keidron Smith, 10/9 at Ole Miss
Fumble Return	-	-

THE LAST TIME ARKANSAS...

RUSHING

Had 500+ yards rushing	vs. South Carolina, 2007 (542)
Had 400+ yards rushing	at Texas Tech, 2014 (438)
Had 400+ yards rushing in consecutive games	at Texas Tech, 2014 (438)
	vs. Nicholls, 2014 (495)
Had 300+ yards rushing	at Ole Miss, 2021 (350)
Had 300+ yards rushing in consecutive games	at Texas Tech, 2014 (438)
	vs. Nicholls, 2014 (495)
Had 300+ yards rushing in three consecutive games	at Alabama, 2007 (301)
	vs. Kentucky, 2007 (338)
	vs. North Texas, 2007 (446)
Had 300+ yards rushing in four consecutive games	vs. Troy, 2007 (350)
	at Alabama, 2007 (301)
	vs. Kentucky, 2007 (338)
	vs. North Texas, 2007 (446)
Had 250+ yards rushing	at Ole Miss, 2021 (350)
Had 200+ yards rushing	at Ole Miss, 2021 (350)
Had 200+ yards in consecutive games	vs. Texas, 2021 (333) and Georgia Southern (269)
Had 70+ rushing attempts	at Kentucky, 2003 (71)
Had 60+ rushing attempts	at Texas Tech, 2014 (68)
Had 50+ rushing attempts	at Ole Miss, 2021 (58)
Had 7+ rushing TDs	at Texas Tech, 2014 (7)
Had 6+ rushing TDs	vs. UT Martin, 2015 (6)
Had 6+ rushing TDs in consecutive games	vs. Nicholls, 2014 (6)
	at Texas Tech, 2014 (7)
Had 5+ rushing TDs	at Mississippi State, 2016 (5)
Had 5+ rushing TDs in consecutive games	vs. Nicholls, 2014 (6)
	at Texas Tech, 2014 (7)
Had 4+ rushing TDs	vs. Rice, 2021 (4) and vs. Texas, 2021 (4)
Had 4+ rushing TDs in consecutive games	vs. Rice, 2021 (4) and vs. Texas, 2021 (4)
Had 3+ rushing TDs	at Ole Miss, 2021 (4)
Had 3+ rushing TDs in consecutive games	vs. Texas, 2021 (4) and Georgia Southern, 2021 (3)
Had 3+ rushing TDs in three straight games	vs. Rice, 2021 (4)
	vs. Texas, 2021 (4)
	vs. Georgia Southern, 2021 (3)
Had 2+ players with 100 yards rushing	at Mississippi State, 2016 (Williams III - 205, Whaley - 112)
Had 3+ players with 100 yards rushing	vs. North Texas, 2007 (McFadden - 138, Jones - 132, Barnett - 105)

PASSING

Had 500+ yards passing	vs. Texas A&M, 2011 (510)
Had 400+ yards passing	vs. Alabama, 2016 (400)
Had 300+ yards passing	at Ole Miss, 2021 (326)
Had 200+ yards passing	at Ole Miss, 2021 (326)
Had 50+ pass attempts	vs. San Jose State, 2019 (50)
Had 40+ pass attempts	vs. Auburn, 2019 (40)
Had 30+ pass attempts	at Ole Miss, 2021 (35)
Had 30+ pass completions	vs. Mississippi State, 2015 (30)
Had 25+ pass completions	at Ole Miss, 2021 (25)
Had 20+ pass completions	at Ole Miss, 2021 (25)
Had fewer than 10 pass completions	vs. Texas A&M, 2021 (9)
Had 7+ passing TDs	vs. Mississippi State, 2015 (7)
Had 6+ passing TDs	vs. Mississippi State, 2015 (7)
Had 5+ passing TDs	vs. Mississippi State, 2015 (7)
Had 4+ passing TDs	at Auburn, 2020 (4)
Had 3+ passing TDs	at Ole Miss, 2021 (3)
Had 5+ passes intercepted	vs. San Jose State, 2019 (5)
Had 4+ passes intercepted	vs. San Jose State, 2019 (5)
Had 3+ passes intercepted	vs. Georgia, 2020 (3)

RECEIVING

Had two players with 100 yards receiving	at Ole Miss, 2015 (Morgan - 122, Reed - 105)
Had 10+ different receivers catch a pass	at Ole Miss, 2019 (10)
Had 9+ different receivers catch a pass	vs. Texas A&M, 2019 (9)
Had 8+ different receivers catch a pass	vs. LSU 2020 (8)
Had multiple players catch 7+ passes in a game	vs. Mississippi State, 2015 (2)
	(Morgan - 7 & Henry - 7)

COMBINATION OFFENSE

Had one 300-yard passer and one 100-yard rusher in a game	at Ole Miss, 2021
	(Jefferson - 326 pass & Sanders - 139 rush)
Had one 300-yard passer and one 200-yard rusher in a game	at Mississippi State, 2016
	(Allen - 303 pass & Williams III - 205 rush)
Had one 100-yard receiver and one 100-yard rusher in a game	at Ole Miss, 2021
	(Treylon Burks - 136 receiving & Raheim Sanders - 139 rush)
Had one 100-yard receiver and one 100-yard rusher in consecutive games	at Missouri, 2016
	(Hatcher - 106 receiving & Williams III - 117 rush)
Had one 200-yard rusher and one 100-yard receiver in a game	vs. South Carolina, 2006
	(McFadden - 219 rushing & Monk - 192 receiving)
Had one 150-yard rusher and one 150-yard receiver in a game	at Missouri, 2020
	(Trelon Smith - 172 rushing & Treylon Burks - 206 receiving)
Had four different receivers catch a touchdown pass	at Mississippi State, 2015
	(Sprinkle - 3, Henry - 2, Morgan - 1, Cornelius - 1)
Had two 100-yard rushers	at Mississippi State, 2015
	(Williams III - 205 & Whaley - 112)

Had two 100-yard rushers in consecutive games	at Texas Tech, 2014 (Collins - 145 & Williams - 212)
	vs. Nicholls, 2014 (Collins - 143 & Williams - 131)
Had a 200-yard rusher and a 100-yard rusher in a game	at Mississippi State, 2015
	(Williams III - 205 & Whaley - 112)
Had two 150-yard rushers in a game	vs. South Carolina, 2007
	(McFadden - 321 & Jones - 166)
Had three 100-yard rushers in a game	vs. North Texas, 2007
	(McFadden - 138, Jones - 132 & Barnett - 105)
Had two 100-yard receivers in a game	at Ole Miss, 2015
	(Morgan - 122 & Reed - 105)

TOTAL OFFENSE

Had 700+ yards total offense	vs. North Texas, 2007 (713)
Had 600+ yards total offense	at Ole Miss, 2021 (676)
Had 550+ yards total offense	at Ole Miss, 2021 (676)
Had 500+ yards total offense	at Ole Miss, 2021 (676)
Had 400+ yards total offense	at Ole Miss, 2021 (676)
Had 500+ yards total offense in consecutive games	at Mississippi State, 2016 (661)
	at Missouri, 2016 (503)
Had 85+ plays total offense	at Ole Miss, 2021 (93)
Had 80+ plays total offense	at Ole Miss, 2021 (93)
Had 75+ plays total offense	at Ole Miss, 2021 (93)

SCORING

Scored 70+ points	vs. Nicholls, 2014 (73)
Scored 60+ points	vs. UT Martin, 2015 (63)
Scored 50+ points	at Ole Miss, 2021 (51)
Scored 40+ points	at Ole Miss, 2021 (51)
Scored 30+ points	at Ole Miss, 2021 (51)
Scored 40+ points in three consecutive games	vs. Auburn, 2015 (54)
	vs. UT Martin, 2015 (63)
	at Ole Miss, 2015 (53)
Scored 30+ points in five consecutive games	vs. Auburn, 2015 (54)
	vs. UT Martin, 2015 (63)
	at Ole Miss, 2015 (53)
	at LSU, 2015 (31)
	vs. Mississippi State, 2015 (50)
Scored 40+ points in a half	vs. Nicholls, 2014 (56)
Scored 30+ points in a half	at Ole Miss, 2021 (37)
Scored 35+ points in a quarter	vs. Nicholls, 2014 (35)
Scored 28+ points in a quarter	vs. Eastern Illinois, 2018 (2nd-28)
Scored 50+ points in consecutive games	at Ole Miss, 2015 (53)
	vs. UT Martin, 2015 (63)
Scored 50+ points in three consecutive games	vs. Auburn, 2015 (54)
	at Ole Miss, 2015 (53)
	vs. UT Martin, 2015 (63)
Scored 50+ points in consecutive SEC games	vs. Auburn, 2015 (54)
	at Ole Miss, 2015 (53)
Both teams combined for 100+ points	at Ole Miss, 2021 (L, 52-51)
Allowed 60+ points	at Florida, 2020 (63)
Allowed 50+ points	at Ole Miss, 2021 (52)
Allowed 40+ points	at Ole Miss, 2021 (52)
Allowed 30+ points	at Ole Miss, 2021 (52)
Was held scoreless	at Georgia, 2021 (37-0)
Was held scoreless at Donald W. Reynolds Razorback Stadium	vs. Alabama, 2012 (52-0)
Was held scoreless on the road	at Georgia, 2021 (37-0)
Was held scoreless at a neutral site	vs. Ole Miss, 1959 (28-0)
Won a game without a rushing TD	vs. Texas A&M, 2021
Won a game without a passing TD	vs. Texas, 2021
Won a game in the last 25 seconds of regulation with a TD	at Georgia, 2010
Won a game in the last 25 seconds of regulation with a field goal	at Ole Miss, 2017
Held opponent scoreless	vs. Tulsa, 2018 (23-0)
Held opponent scoreless at Donald W. Reynolds Razorback Stadium	vs. Tulsa, 2018 (23-0)
Held opponent scoreless on the road	at South Carolina, 2002 (23-0)
Held opponent without a touchdown	vs. Tulsa, 2018 (23-0)
Held opponent without an offensive touchdown	vs. Tulsa, 2018 (23-0)
Held two opponents scoreless in one season	vs. LSU, 2014 (17-0)
	vs. Ole Miss, 2014 (30-0)
Held three opponents scoreless in one season	vs. Ole Miss, 2014 (30-0)
	vs. TCU, 1982 (35-0)
	vs. Texas A&M, 1982 (35-0)
Held an opponent scoreless in consecutive games	vs. LSU, 2014 (17-0)
	vs. Ole Miss, 2014 (30-0)
Held an SEC opponent scoreless	vs. Ole Miss, 2014 (30-0)
Held an SEC opponent scoreless in consecutive games	vs. LSU, 2014 (17-0)
	vs. Ole Miss, 2014 (30-0)
Held two SEC opponents scoreless in one season	vs. LSU, 2014 (17-0)
	vs. Ole Miss, 2014 (30-0)
Scored on the first offensive play of the game	vs. Nicholls, 2014 (Hatcher - 82-yard rush)
Scored on the first offensive series of the game	vs. Texas A&M, 2021 (Little 46-yard field goal)
Scored a two-point conversion passing	at Missouri, 2020 (KJ Jefferson to Mike Woods)
Scored a two-point conversion rushing	at Mississippi State, 2016 (Keon Hatcher rush)
Had three players with 2 TDs in a game	vs. Eastern Michigan, 2009 (Green - 2, Davis - 2 & Adams - 2)

THE LAST TIME ARKANSAS...

DEFENSE

Held opponent to 10 or fewer first downs: vs. Florida A&M, 2017 (9)
Held opponent to 0 or fewer yards rushing: vs. Wisconsin, 2007 (-5)
Held opponent to 25 or fewer yards rushing: vs. New Mexico State, 2017 (11)
Held opponent to 50 or fewer yards rushing: at Colorado State, 2018 (40)
Held opponent to 50 or fewer yards passing: vs. Vanderbilt, 2010 (36)
Held opponent to 100 or fewer yards rushing: vs. Rice, 2021 (81)
Held opponent to 100 or fewer yards passing: at Georgia, 2021 (72)
Held opponent to 200 or fewer yards total offense: vs. Florida A&M, 2017 (175)
Held opponent to 250 or fewer yards total offense: vs. Georgia Southern, 2021 (233)
Held opponent to 300 or fewer yards total offense: vs. Texas A&M, 2021 (272)
Intercepted 6+ passes: vs. Ole Miss, 2020 (6)
Intercepted 5+ passes: vs. Ole Miss, 2020 (6)
Intercepted 4+ passes: vs. Ole Miss, 2020 (6)
Intercepted 3+ passes: vs. Rice, 2021 (3)
Forced 7+ turnovers: vs. Ole Miss (7 - 6 INTs, 1 FUM)
Forced 6+ turnovers: vs. Ole Miss (7 - 6 INTs, 1 FUM)
Forced 5+ turnovers: vs. Ole Miss (7 - 6 INTs, 1 FUM)
Forced 4+ turnovers: vs. Ole Miss (7 - 6 INTs, 1 FUM)
Scored a safety: vs. Toledo, 2015
Scored a touchdown: vs. Ole Miss, 2020 (Jalen Catalon-INT, Grant Morgan-INT)
Scored two touchdowns: vs. Ole Miss, 2020 (Jalen Catalon-INT, Grant Morgan-INT)
Recorded 8+ sacks: at Auburn, 2012 (8)
Recorded 7+ sacks: at Auburn, 2012 (8)
Recorded 6+ sacks: vs. Portland State, 2019 (6)
Recorded 5+ sacks: vs. Portland State, 2019 (6)
Recorded 4+ sacks: vs. Texas A&M, 2019 (4)
Had 3 players with 10+ tackles at Ole Miss, 2021
..... Grant Morgan (13), Bumper Pool (12), Hayden Henry (11), Joe Foucha (11)
Had 3 players with 10+ tackles in consecutive games vs. Tennessee, 2020
..... Bumper Pool (14), Grant Morgan (12), Jalen Catalon (12)
..... vs. LSU, 2020
..... Grant Morgan (19), Jalen Catalon (16), Bumper Pool (11)

SPECIAL TEAMS

Returned a punt for a TD: vs. Kansas State, 2011 (Adams - 51 yards)
Returned two punts for TDs: vs. Missouri State, 2011 (Adams - 61 yards, 69 yards)
Returned a blocked punt for a TD: vs. Eastern Michigan, 2009 (Armbrust - 1 yard)
Returned a kickoff for a TD: vs. Auburn, 2017 (Warren - 100)
Returned a game-opening kickoff for a TD: vs. Northern Illinois, 2014 (Marshall - 97)
Returned a season-opening kickoff for a TD: vs. Missouri State, 2009 (D. Johnson - 91 yards)
Returned a blocked FG for a TD: at Mississippi State, 2004 (Brown - 76 yards)
Blocked one punt: vs. Texas, 2021 (Jake Yurachek)
Punted 10+ times: at Auburn, 2016 (10)
Did not punt: vs. Alcorn State, 2016
Blocked a field goal vs. Alcorn State, 2016 (Dan Skipper)
Had a punt blocked: at Georgia, 2021 (Dan Jackson)
Scored on a fake punt vs. Texas A&M, 2014 (Sam Irwin-Hill - 51 yard rush)
Scored on a fake field goal vs. UAB, 2014 (Sebastian Tretola 6 yard pass to Alan D'Appollonio)
Had a field goal blocked: vs. LSU, 2020 (Jay Ward)
Blocked a PAT kick: vs. Eastern Illinois, 2018 (Bumper Pool)
Missed a kicking PAT: at Missouri, 2020 (A.J. Reed)
Had a kicking PAT blocked: at Missouri, 2020 (Chris Turner)

MISCELLANEOUS

Had 35+ first downs: at Ole Miss, 2021 (39)
Had 30+ first downs: at Ole Miss, 2021 (39)
Had 25+ first downs: at Ole Miss, 2021 (39)
Had 20+ first downs: at Ole Miss, 2021 (39)
Had 20+ passing first downs: vs. Mississippi State, 2015 (21)
Had 20+ rushing first downs: at Ole Miss, 2021 (22)
Had 15+ penalties: vs. Air Force, 1975 (17)
Had 10+ penalties: at Georgia, 2021 (13)
Had no penalties: at Alabama, 2019
Had 100+ yards in penalties: at Georgia, 2021 (103)
Had 35 minutes+ of possession time: at Ole Miss, 2021 (35:35)
Was involved in an overtime game: vs. Texas A&M, 2017 (L, 50-43)
Defeated a ranked opponent vs. No. 7 Texas A&M, 2021 (20-10)
Defeated a ranked opponent on the road at No. 16 Mississippi State, 2020 (21-14)
Defeated ranked opponents in consecutive games at No. 18 Ole Miss, 2015 (53-52, OT)
..... at No. 9 LSU, 2015 (31-14)
Won game on final offensive play: at Ole Miss, 2017 (34-yard field goal)
Zero sacks allowed in a game: vs. Georgia Southern, 2021
Zero sacks allowed in consecutive games: vs. Toledo, 2015
..... vs. Texas Tech, 2015
Zero sacks allowed in three consecutive games: vs. UTEP, 2015
..... vs. Toledo, 2015
..... vs. Texas Tech, 2015
Came back from 15+ points down to win: at Ole Miss, 2017 (down 24 - won 38-37)
Recorded more points than plays: vs. UT Martin, 2015 (63 points, 56 plays)

THE LAST TIME AN ARKANSAS PLAYER . . .

RUSHING

Rushed 40+ times:	DeCori Birmingham at Kentucky, 2003 (40)
Rushed 35+ times:	Michael Smith at Kentucky, 2008 (35)
Rushed 30+ times:	Alex Collins vs. Missouri, 2015 (30)
Rushed 25+ times:	Trelon Smith at Missouri, 2020 (26)
Rushed for 300+ yards:	Darren McFadden vs. South Carolina, 2007 (321)
Rushed for 250+ yards:	Darren McFadden vs. South Carolina, 2007 (321)
Rushed for 200+ yards:	Rawleigh Williams III at Mississippi State, 2016 (205)
Rushed for 175+ yards:	Rakeem Boyd vs. Western Kentucky, 2019 (185)
Rushed for 150+ yards:	Trelon Smith at Missouri, 2020 (172)
Rushed for 125+ yards:	Raheim Sanders at Ole Miss, 2021 (139)
Rushed for 100+ yards:	Raheim Sanders at Ole Miss, 2021 (139)
Rushed for 100+ yards as a true freshman in his first career game:	Chase Hayden vs. Florida A&M, 2017 (120)
Rushed for 100+ yards (quarterback):	Matt Jones vs. Ole Miss, 2004 (126)
Rushed for 150+ yards in consecutive games:	Alex Collins at Texas Tech, 2015 (170) vs. Texas A&M, 2015 (151) at Tennessee, 2015 (154)
Rushed for 100+ yards in consecutive games:	Rakeem Boyd vs. Western Kentucky, 2019 (185) vs. Mississippi State, 2019 (114)
Rushed for 5+ touchdowns:	Alex Collins vs. UT Martin, 2015 (5)
Rushed for 4+ touchdowns:	Rawleigh Williams III at Mississippi State, 2016 (4)
Rushed for 3+ touchdowns:	KJ Jefferson at Ole Miss, 2021 (3)
Rushed for 3+ touchdowns (quarterback):	KJ Jefferson at Ole Miss, 2021 (3)
Rushed for 2+ touchdowns:	KJ Jefferson at Ole Miss, 2021 (3)
Had three players rush for touchdowns:	Trelon Smith (1), Dominique Johnson (1), Malik Hornsby (1) vs. Ga. Southern, 2021
Had four players rush for touchdowns:	Smith (1), Green (1), Sanders (1) and Johnson (1) vs. Texas, 2021
Had a run of 80+ yards:	Trelon Smith at Florida, 2020 (83)
Had a run of 70+ yards:	Trelon Smith at Florida, 2020 (83)
Had a run of 60+ yards:	Trelon Smith at Florida, 2020 (83)
Had a run of 50+ yards:	Trelon Smith at Florida, 2020 (83)
Had 2 TD runs of 50+ yards:	Rakeem Boyd vs. Western Kentucky, 2019 (86, 76)
Had multiple players with a run of 50+ yards:	Rawleigh Williams III (72) & Devwah Whaley (50) at Mississippi State, 2016

PASSING

Passed for 500+ yards:	Tyler Wilson vs. Texas A&M, 2011 (510)
Passed for 450+ yards:	Tyler Wilson vs. Texas A&M, 2011 (510)
Passed for 400+ yards:	Austin Allen vs. Alabama, 2016 (400)
Passed for 350+ yards:	KJ Jefferson vs. Georgia Southern, 2021 (366)
Passed for 300+ yards:	KJ Jefferson at Ole Miss, 2021 (326)
Passed for 250+ yards:	KJ Jefferson at Ole Miss, 2021 (326)
Passed for 200+ yards:	KJ Jefferson at Ole Miss, 2021 (326)
Attempted 50+ passes:	Nick Starkel vs. San Jose State, 2019 (50)
Attempted 45+ passes:	Nick Starkel vs. San Jose State, 2019 (50)
Attempted 35+ passes:	KJ Jefferson at Ole Miss, 2021 (35)
Attempted 30+ passes:	KJ Jefferson at Missouri, 2020 (33)
Completed 25+ passes:	KJ Jefferson at Ole Miss, 2021 (25)
Completed 20+ passes:	KJ Jefferson at Ole Miss, 2021 (25)
Threw 5+ touchdown passes:	Brandon Allen at Mississippi State, 2015 (7)
Threw 4+ touchdown passes:	Felipe Franks at Auburn, 2020 (4)
Threw 3+ touchdown passes:	KJ Jefferson at Ole Miss, 2021 (3)
Threw 2+ touchdown passes:	KJ Jefferson at Ole Miss, 2021 (3)
Threw 2+ touchdown passes in consecutive games:	KJ Jefferson vs. Texas A&M, 2021 (2) vs. Georgia Southern 2020 (3)
Threw 5+ interceptions:	Nick Starkel vs. San Jose State, 2019 (5)
Threw 4+ interceptions:	Nick Starkel vs. San Jose State, 2019 (5)
Threw 3+ interceptions:	Nick Starkel at Alabama, 2019 (3)
Completed pass for 90+ yards:	KJ Jefferson vs. Georgia Southern, 2021 (91)
Completed pass for 80+ yards:	KJ Jefferson vs. Texas A&M, 2021 (85)
Completed pass for 70+ yards:	KJ Jefferson vs. Texas A&M, 2021 (85)
Completed pass for 60+ yards:	KJ Jefferson vs. Texas A&M, 2021 (85)
Completed pass for 50+ yards:	KJ Jefferson vs. Texas A&M, 2021 (85)

RECEIVING

Caught 10+ passes:	Treyton Burks at Missouri, 2020 (10)
Caught 9+ passes:	Treyton Burks at Missouri, 2020 (10)
Caught 8+ passes:	Treyton Burks at Missouri, 2020 (10)
Caught 7+ passes:	Treyton Burks at Ole Miss, 2021 (7)
Caught 10+ passes in consecutive games:	Cobi Hamilton vs. Tulsa, 2012 (11) vs. Ole Miss, 2012 (12)
Had 300+ yards receiving:	Cobi Hamilton vs. Rutgers, 2012 (303)
Had 200+ yards receiving:	Treyton Burks at Missouri, 2020 (206)
Had 175+ yards receiving:	Treyton Burks at Missouri, 2020 (206)
Had 150+ yards receiving:	Treyton Burks vs. Texas A&M 2021 (167)
Had 100+ yards receiving:	Treyton Burks at Ole Miss 2021 (136)
Had 100+ yards receiving in consecutive games:	Treyton Burks vs. Georgia Southern, 2021 (127) vs. Texas A&M, 2021 (167)
Had 100+ yards receiving (tight end):	Hunter Henry vs. Mississippi State, 2015 (129)
Caught 3+ TD passes:	Jeremy Sprinkle vs. Mississippi State, 2015 (3)
Caught 2+ TD passes:	Mike Woods at Florida, 2020 (2)
Caught 2+ TD passes (tight end):	Cheyenne O'Grady vs. LSU, 2018 (2)
2+ tight ends caught TD passes:	Hunter Henry (2) & Jeremy Sprinkle (3) vs. Mississippi State, 2015

TOTAL OFFENSE

Had 450+ yards total offense:	Tyler Wilson vs. Texas A&M, 2011 (481)
Had 400+ yards total offense:	KJ Jefferson at Ole Miss, 2021 (411)
Had 350+ yards total offense:	KJ Jefferson at Ole Miss, 2021 (411)
Had 300+ yards total offense:	KJ Jefferson at Ole Miss, 2021 (411)
Had 100 yards both passing and rushing:	Matt Jones vs. Ole Miss, 2004 (Rushing - 126, Passing - 108)

SCORING

Accounted for 5+ touchdowns:	KJ Jefferson at Ole Miss, 2021 (6)
Accounted for 4+ touchdowns:	KJ Jefferson at Ole Miss, 2021 (6)
Accounted for 3+ touchdowns:	KJ Jefferson at Ole Miss, 2021 (6)
Scored 4+ touchdowns:	Rawleigh Williams III at Mississippi State, 2016 (5)
Scored 3+ touchdowns:	KJ Jefferson at Ole Miss, 2021 (3)
Scored 2+ touchdowns:	KJ Jefferson at Ole Miss, 2021 (3)
Multiple players score 2+ touchdowns:	Chase Hayden (2) and Jonathan Nance (2) vs. New Mexico State, 2017

DEFENSE

Intercepted 3+ passes:	Hudson Clark vs. Ole Miss, 2020 (3)
Intercepted 2+ passes:	Jalen Catalon vs. Rice, 2021 (2)
Intercepted passes in consecutive games:	Jalen Catalon vs. Tennessee, 2020 (1) at Florida, 2020 (1)
Recovered 2+ fumbles:	Chevin Calloway vs. Eastern Illinois, 2018 (2)
Forced 2+ fumbles:	McTelvin Agim at Colorado State, 2018 (2)
Recorded 5+ sacks:	Wayne Martin vs. Ole Miss, 1988 (5.0)
Recorded 3+ sacks:	Chris Smith vs. Southern Miss, 2013 (3.0-22)
Recorded 2+ sacks:	Tre Williams vs. Texas A&M, 2021 (2.0-13)
Recorded 5+ tackles for loss:	Jermaine Brooks vs. Auburn, 2001 (5-16)
Recorded 3+ tackles for loss:	Bumper Pool at Texas A&M, 2020 (3.0-3)
Recorded 20+ tackles:	Bumper Pool at Mississippi State, 2020 (20)
Recorded 10+ tackles:	Grant Morgan at Ole Miss, 2021 (13)
Recorded 10+ tackles in back-to-back games:	Grant Morgan, at Georgia and Ole Miss (12, 13)
Recorded 10+ tackles in three straight games:	Bumper Pool vs. Alabama, 2020 (13) vs. Rice, 2021 (14) vs. Texas, 2021 (10)
Recorded 15+ tackles in back-to-back games:	Grant Morgan at Florida, 2020 (15) vs. LSU (19)
Recorded 15+ tackles two+ times in one season:	Grant Morgan at Mississippi State (15) vs. Ole Miss (19) at Florida (15)
Returned an interception for a touchdown:	Jalen Catalon, Grant Morgan vs. Ole Miss, 2020
Returned a fumble for a touchdown:	DeJon Harris (6) vs. Texas A&M, 2019

SPECIAL TEAMS

Scored 10+ points kicking:	Cam Little vs. Texas, 2021 (16)
Made 5+ field goals:	Kendall Trainor vs. Texas A&M, 1988 (5)
Made 4+ field goals:	Cam Little vs. Texas, 2021 (4)
Made two field goals of 50+ yards:	Steve Little vs. Oklahoma State, 1976 (53 & 57)
Made one field goal of 50+ yards:	Connor Limpert vs. Colorado State, 2019 (54)
Kicked a punt of 70+ yards:	Sam Irwin-Hill vs. South Carolina, 2013 (79)
Kicked a punt of 60+ yards:	Reid Bauer vs. Georgia Southern, 2021 (60)
Punted 10+ times:	Toby Baker at Auburn, 2016 (10)
Totalled 175+ kick return yards:	DeCori Birmingham vs. Alabama, 2002 (197)
Totalled 150+ kick return yards:	Dennis Johnson at Texas, 2008 (150)
Totalled 100+ kick return yards:	Treyton Burks vs. Mississippi State, 2019 (134)
Totalled 50+ punt return yards:	D.J. Dean vs. Nicholls, 2014 (94)

THE LAST TIME AN OPPONENT ...

RUSHING

Had 500+ yards rushing:at Auburn, 2016 (543)
Had 400+ yards rushing:Mississippi State, 2019 (460)
Had 300+ yards rushing:Ole Miss, 2021 (324)
Had 200+ yards rushing:Ole Miss, 2021 (324)
Had 70+ rushing attempts:at Mississippi State, 2010 (70)
Had 60+ rushing attempts:Missouri, 2017 (60)
Had 50+ rushing attempts:Georgia, 2021 (56)
Had 7+ rushing TDs:at Auburn, 2016 (7)
Had 6+ rushing TDs:Alabama, 2020 (6)
Had 5+ rushing TDs:Ole Miss, 2021 (5)
Had 4+ rushing TDs:Ole Miss, 2021 (5)

PASSING

Had 500+ yards passing:Mississippi State, 2015 (508)
Had 400+ yards passing:San Jose State, 2019 (402)
Had 300+ yards passing:at Missouri, 2020 (380)
Had 200+ yards passing:Ole Miss, 2021 (287)
Had 60+ pass attempts:at Mississippi State, 2020 (60)
Had 50+ pass attempts:at Mississippi State, 2020 (60)
Had 40+ pass attempts:at Missouri, 2020 (49)
Had 30+ pass attempts:Alabama, 2020 (33)
Had 40+ pass completions:at Mississippi State, 2020 (43)
Had 30+ pass completions:at Missouri, 2020 (32)
Had 25+ pass completions:Alabama, 2020 (27)
Had 20+ pass completions:Alabama, 2020 (27)
Had 6+ passing TDs:at Florida, 2020 (6)
Had 5+ passing TDs:at Florida, 2020 (6)
Had 4+ passing TDs:at Florida, 2020 (6)
Had 3+ passing TDs:at Florida, 2020 (6)

RECEIVING

Had two players with 100-yards receiving in a game:Alabama, 2018 (Jerry Jeudy, 135 - Irv Smith Jr., 123)
Had 4+ players catch 5+ passes:at Missouri, 2020 (Keke Chism - 6, B. Banister 6, Damon Hazelton - 5, Tauski Dove - 5)
Had 3+ players catch 5+ passes:at Missouri, 2020 (Keke Chism - 6, B. Banister 6, Damon Hazelton - 5, Tauski Dove - 5)
Had 10+ players catch a pass:at Missouri, 2020 (10)
Had 8+ players catch a pass:Rice, 2021 (8)

TOTAL OFFENSE

Had 700+ yards total offense:at Southern California, 2005 (736)
Had 650+ yards total offense:at Missouri, 2020 (653)
Had 600+ yards total offense:Ole Miss, 2021 (611)
Had 550+ yards total offense:Ole Miss, 2021 (611)
Had 500+ yards total offense:Ole Miss, 2021 (611)
Had 400+ yards total offense:Ole Miss, 2021 (611)
Had 100+ plays total offense:at Missouri, 2017 (102)
Had 90+ plays total offense:LSU, 2020 (91)
Had 80+ plays total offense:at Missouri, 2020 (87)
Had 75+ plays total offense:at Missouri, 2020 (87)

SCORING

Scored 70+ points:at Southern California, 2005 (70)
Scored 60+ points:at Florida, 2020 (63)
Scored 50+ points:Ole Miss, 2021 (52)
Scored 40+ points:Ole Miss, 2021 (52)
Scored 30+ points:Ole Miss, 2021 (52)
Scored a two-point conversion rushing:Ole Miss, 2021
Scored a two-point conversion passing:at Colorado State, 2018
Failed on a two-point conversion attempt:at Mississippi State, 2019

TURNOVERS

Had 5+ fumbles:Eastern Illinois, 2018 (6, lost 5)
Had 4+ fumbles lost:Eastern Illinois, 2018 (5)
Had 3+ fumbles lost:Eastern Illinois, 2018 (5)
Committed 7+ turnovers:Ole Miss, 2020 (7)
Committed 6+ turnovers:Ole Miss, 2020 (7)
Committed 5+ turnovers:Ole Miss, 2020 (7)
Intercepted 8+ Arkansas passes:at SMU, 1951 (8)
Intercepted 7+ Arkansas passes:at SMU, 1951 (8)
Intercepted 6+ Arkansas passes:North Texas, 2018 (6)
Intercepted 5+ Arkansas passes:San Jose State, 2019 (5)
Intercepted 4+ Arkansas passes:San Jose State, 2019 (5)
Intercepted 3+ Arkansas passes:Georgia, 2020 (3)
Returned an interception for a touchdown:Georgia, 2020
Returned a fumble for a touchdown:at Florida, 2020

DEFENSE

Held Arkansas to 10 or fewer first downs:at Georgia, 2021 (9)
Recorded 9+ sacks:vs. Oklahoma, 2001 (9.0-55)
Recorded 8+ sacks:Alabama, 2020 (8.0-49)
Recorded 7+ sacks:Alabama, 2020 (8.0-49)
Recorded 6+ sacks:Alabama, 2020 (8.0-49)
Scored a safety:Georgia, 2020
Held Arkansas to 50 or fewer yards rushing:LSU, 2018 (16)
Held Arkansas to 25 or fewer yards rushing:LSU, 2018 (16)
Held Arkansas to 100 or fewer yards passing:Georgia, 2021 (87)
Held Arkansas to 50 or fewer yards passing:South Carolina, 2013 (30)
Held Arkansas to 300 or less yards total offense:Georgia, 2021 (162)
Held Arkansas to 200 or less yards total offense:Georgia, 2021 (162)
Held Arkansas to 100 or fewer yards both rushing & passing:Georgia, 2021 (Rush - 75, Pass - 87)

SPECIAL TEAMS

Returned a punt for a TD:Alabama, 2020
Returned a kickoff for a TD:vs. Texas A&M, 2018
Punted 10+ times:Georgia Southern, 2021 (10)
Punted 10+ times in consecutive games:North Texas, 2007 (10)
Did not punt:Chattanooga, 2007 (12)
Missed a kicking PAT:Alabama, 2018
Missed two kicking PATs:Auburn, 2019
Blocked a field goal:at LSU, 2017
Blocked a punt:LSU, 2020
Georgia, 2021

MISCELLANEOUS

Had 30+ first downs:at Missouri, 2020 (37)
Had 10+ penalties:Texas A&M, 2021 (11)
Had 100+ yards in penalties:Georgia, 2020 (108)
Had 35+ minutes of possession time:at Georgia, 2021 (36:01)
Had 40+ minutes of possession time:vs. LSU, 2020 (41:43)
Had two 100-yard rushers and one 100-yard receiver:at Ole Miss, 2021 (Henry Parish Jr. - 111 rushing, Snoop Conner - 110 rushing & Braylon Sanders - 127 receiving)
Had one 100-yard rusher and one 100-yard receiver:at Ole Miss, 2021 (Henry Parish Jr. - 111 rushing, Snoop Conner - 110 rushing & Braylon Sanders - 127 receiving)
Had one 100-yard rusher and two 100-yard receivers:Alabama, 2018 (Damien Harris - 111 rushing, Jerry Jeudy - 135 receiving & Irv Smith Jr. - 123 receiving)

LAST TIME AN INDIVIDUAL OPPONENT . . .

INDIVIDUAL RUSHING

Rushed 40+ times: Travis Stephens (41), Tennessee (2001)
 Rushed 35+ times: Ish Witter (39), Missouri (2017)
 Rushed 30+ times: Eric Gray (31), Tennessee (2020)
 Rushed for 200+ yards: Kylin Hill (234), Mississippi State (2019)
 Rushed for 175+ yards: Larry Rountree III (185), at Missouri (2020)
 Rushed for 150+ yards: Larry Rountree III (185), at Missouri (2020)
 Rushed for 125+ yards: Larry Rountree III (185), at Missouri (2020)
 Rushed for 100+ yards: Henry Parrish Jr. (111), at Ole Miss (2021)
 Rushed for 4+ touchdowns: Nick Fitzgerald (4), Mississippi State (2016)
 Rushed for 3+ touchdowns: Snoop Conner (3), at Ole Miss (2021)
 Had a run of 80+ yards: Justin Tomlin (76), Georgia Southern (2021)
 Had a run of 70+ yards: Justin Tomlin (76), Georgia Southern (2021)
 Had a run of 60+ yards: Isaiah Spiller (67), Texas A&M (2021)
 Had a run of 50+ yards: Snoop Conner (51), at Ole Miss (2021)

INDIVIDUAL PASSING

Passed for 500+ yards: Dak Prescott (508), Mississippi State (2015)
 Passed for 450+ yards: Dak Prescott (508), Mississippi State (2015)
 Passed for 400+ yards: Josh Love (402), San Jose State (2019)
 Passed for 300+ yards: Connor Bazelak (380), at Missouri (2020)
 Attempted 60+ passes: Kolton Browning (67), Louisiana-Monroe (2012)
 Attempted 50+ passes: K.J. Costello (59), at Mississippi State (2020)
 Attempted 40+ passes: Connor Bazelak (49), at Missouri (2020)
 Completed 40+ passes: K.J. Costello (43), at Mississippi State (2020)
 Completed 30+ passes: Connor Bazelak (32), at Missouri (2020)
 Completed 20+ passes: Zach Calzada (20), Texas A&M (2021)
 Threw 6+ touchdown passes: Kyle Trask (6), at Florida (2020)
 Threw 5+ touchdown passes: Kyle Trask (6), at Florida (2020)
 Threw 4+ touchdown passes: Kyle Trask (6), at Florida (2020)
 Threw 3+ touchdown passes: Kyle Trask (6), at Florida (2020)
 Completed a pass for 90+ yards: Trevor Knight (92), Texas A&M (2016)
 Completed a pass for 80+ yards: Kellen Mond (81), Texas A&M (2017)
 Completed a pass for 70+ yards: Patrick O'Brien (75), Colorado State (2019)
 Completed a pass for 60+ yards: Matt Corral (68), at Ole Miss (2021)

INDIVIDUAL RECEIVING

Caught 15+ passes: Willie Gosha (17), Auburn (1995)
 Caught 10+ passes: Elijah Moore (11), vs. Ole Miss (2020)
 Caught 7+ passes: Terrace Marshall (7), vs. LSU (2020)
 Had 200+ yards receiving: Jamayel Smith (208), Mississippi State (2007)
 Had 150+ yards receiving: Tre Walker (161), San Jose State (2019)
 Had 100+ yards receiving: Braylon Sanders (127), at Ole Miss (2021)
 Caught 3+ TD passes: A. Hollins (3), Eastern Illinois (2018)
 Caught 2+ TD passes: T. Grimes, K. Zipperer (2, 2), at Florida (2020)

INDIVIDUAL TOTAL OFFENSE

Had 400+ yards total offense: Jordan Ta'amu (528; Pass - 387, Rush - 141), Ole Miss (2018)
 Had 300+ yards total offense: Connor Bazelak (381; Pass - 287, Rush (94), at Ole Miss (2021)
 Had 100 yards both passing and rushing: Jordan Ta'amu (528; Pass - 387, Rush - 141), Ole Miss (2018)

INDIVIDUAL SCORING

Accounted for 6+ touchdowns: Kyle Trask (at Florida), 2020 (6)
 Accounted for 5+ touchdowns: Kyle Trask (at Florida), 2020 (6)
 Accounted for 4+ touchdowns: Matt Corral (at Ole Miss), 2021 (4)
 Scored 4+ touchdowns: Peyton Barber (Auburn), 2015 (4)
 Scored 3+ touchdowns: Snoop Conner (at Ole Miss), 2021 (3)

INDIVIDUAL DEFENSE

Intercepted 3+ passes: Minkah Fitzpatrick (3), Alabama (2016)
 Intercepted 2+ passes: Richard LeCounte (2), Georgia (2020)
 Recorded 3+ sacks: JaCoby Stevens (3.0), at LSU (2019)
 Recorded 2+ sacks: C. Barmore (2.0), W. Anderson Jr. (2.0), Alabama (2020)

SPECIAL TEAMS

Kicked 5+ field goals: Harrison Mevis (5-5), at Missouri (2020)
 Kicked four field goals: Wyatt Bryan (4-4), at Colorado State (2018)
 Returned a punt for a TD: DaVonta Smith, Alabama (2020)
 Returned a kick for a TD: Jashaun Corbin, vs. Texas A&M (2018)

GAME 7: AUBURN

ARKANSAS BIG PLAYS FROM SCRIMMAGE

Opponent	Rushing					Passing				
	10-19	20-29	30-39	40-49	50+	10-19	20-29	30-39	40-49	50+
Rice	4	1	1	0	0	2	0	1	0	0
Texas	6	3	2	0	0	0	1	0	1	0
Ga. Southern	8	0	0	1	0	2	2	0	2	2
vs. Texas A&M	10	0	0	0	0	0	4	0	1	1
at Georgia	5	0	0	0	0	2	1	0	0	0
at Ole Miss	10	1	0	1	0	3	2	2	1	0
Auburn										
UAPB										
Mississippi State										
at LSU										
at Alabama										
Missouri										
Totals	43	5	3	2	0	9	10	3	5	3

OPPONENT BIG PLAYS FROM SCRIMMAGE

Opponent	Rushing					Passing				
	10-19	20-29	30-39	40-49	50+	10-19	20-29	30-39	40-49	50+
Rice	0	0	0	0	0	2	2	1	1	0
Texas	0	1	0	0	0	3	1	0	0	0
Ga. Southern	1	0	0	0	1	0	0	0	0	0
vs. Texas A&M	2	0	0	0	1	3	1	0	0	0
at Georgia	6	1	0	0	0	1	1	0	0	0
at Ole Miss	5	0	2	0	1	0	2	0	0	3
Auburn										
UAPB										
Mississippi State										
at LSU										
at Alabama										
Missouri										
Totals	14	2	2	0	3	9	7	1	1	3

FIRST DOWN GAME LOG

Arkansas					Opponents				
Opponent	Rush	Pass	Penalty	Total	Opponent	Rush	Pass	Penalty	Total
Rice	11	4	3	18	Rice	1	12	8	21
Texas	15	5	0	20	Texas	6	7	2	15
Ga. Southern	14	12	2	28	Ga. Southern	5	3	3	11
vs. Texas A&M	13	6	1	20	vs. Texas A&M	6	7	2	15
at Georgia	6	2	1	9	at Georgia	16	3	3	22
at Ole Miss	22	14	3	39	at Ole Miss	14	8	0	22
Auburn					Auburn				
UAPB					UAPB				
Mississippi State					Mississippi State				
at LSU					at LSU				
at Alabama					at Alabama				
Missouri					Missouri				
TOTAL	81	43	10	134	TOTAL	47	40	18	106

TURNOVER CHART

Opponent	Fumbles	Takeaways		Total	Pts Off	Fumbles	Giveaways		Points Off	Margin
		Interceptions					Interceptions			
Rice	0	3		3	14	0	1		0	+2
Texas	1	0		1	7	0	1		7	0
Ga. Southern	0	0		0	0	0	0		0	0
vs. Texas A&M	0	1		1	3	0	0		0	+1
at Georgia	0	0		0	0	0	0		0	0
at Ole Miss	0	0		0	0	1	1		3	-2
Auburn										
UAPB										
Mississippi State										
at LSU										
at Alabama										
Missouri										
TOTAL	1	4		5	24	1	3		10	+1

GAME 7: AUBURN

DRIVE SUPERLATIVES

Longest Drive

By No. of Plays

By No. of Yards

By Time of Possession

Arkansas

15 2x last (82 yards, 6:55) at Ole Miss, TD

99 (7 plays, 1:56) vs. Georgia Southern, TD

6:55 (15 plays, 82 yards) at Ole Miss, TD

Opponents

17 (75 yards, 5:42) at Ole Miss, TD

93 (11 plays, 5:50) at Georgia, TD

6:40 (10 plays, 42 yards) at Georgia, FG

Shortest Drive

By No. of Plays

By No. of Yards

By Time of Possession

Arkansas

15x last (-1 yards, 0:21) vs. Texas A&M, end of half

-14 (3 plays, 1:23) at Georgia, punt

0:10 (1 plays, 7 yards) vs. Texas, TD

Opponents

1 (7 yards, 0:08) vs. Texas, fumble

-5 (3 plays, 1:14) at Ole Miss, punt

0:08 (1 plays, 7 yards) vs. Texas, fumble

Scoring Drive Breakdown

Yardage	ARKANSAS		OPPONENT	
	TD	FG	TD	FG
No drive	-	-	1	-
Neg. Yards	-	-	-	-
0-9	1	1	-	-
10-19	1	-	-	1
20-29	1	-	1	1
30-39	-	1	-	1
40-49	1	2	1	2
50-59	1	3	2	1
60-69	3	1	1	1
70-79	7	1	10	-
80-89	7	-	1	-
90-99	2	-	1	-
TOTALS	24	9	18	7

Game-Opening Drives

OPP	ARKANSAS			OPPONENTS		
	PTS	1STS	YDS	PTS	1STS	YDS
Rice	0	0	6	0	1	28
Texas	0	0	11	0	0	4
Ga. Southern	7	3	73	0	0	1
vs. Texas A&M	3	3	57	0	2	22
at Georgia	0	0	-4	7	4	61
at Ole Miss	0	1	13	0	0	5
Auburn						
UAPB						
Miss. State						
at LSU						
at Alabama						
Missouri						
TOTALS	10	7	156	7	7	121

Second Half-Opening Drives

OPP	ARKANSAS			OPPONENTS		
	PTS	1STS	YDS	PTS	1STS	YDS
Rice	0	0	9	0	1	16
Texas	0	0	-1	0	0	6
Ga. Southern	7	3	80	0	0	5
vs. Texas A&M	0	1	8	0	0	-3
at Georgia	0	0	-10	3	1	33
at Ole Miss	7	3	75	3	2	42
Auburn						
UAPB						
Miss. State						
at LSU						
at Alabama						
Missouri						
TOTALS	14	7	161	6	4	99

Three & Out Drives

	ARKANSAS	OPPONENT
	THREE-&-OUTS/DRIVES	THREE-&-OUTS/DRIVES
Rice	5/15 (33.3%)	2/15 (13.3%)
Texas	1/13 (7.7%)	5/12 (41.7%)
Ga. Southern	5/13 (38.5%)	6/13 (46.2%)
vs. Texas A&M	2/13 (15.4%)	2/12 (16.7%)
at Georgia	7/10 (70.0%)	2/9 (22.2%)
at Ole Miss	0/12 (0.0%)	3/12 (25.0%)
Auburn		
UAPB		
Mississippi State		
at LSU		
at Alabama		
Missouri		
TOTALS	20/76 (26.3%)	20/71 (28.2%)

GAME 7: AUBURN

ARKANSAS DRIVE CHARTS

Rice

Qtr.	Time	Start	Pl-Yds	TOP	Result
1st	15:00	AR28	3-6	1:20	punt
1st	10:55	AR20	8-80	2:32	*TOUCHDOWN
1st	05:26	AR09	3-2	0:56	punt
1st	01:21	AR20	4-4	1:27	punt
2nd	11:50	AR18	5-28	2:05	interception
2nd	07:57	AR10	3-6	1:17	punt
2nd	04:12	AR11	3-3	1:56	punt
2nd	00:37	AR20	2-7	0:37	end of half
3rd	12:15	AR47	4-9	0:59	downs
3rd	10:21	AR43	6-57	2:10	*TOUCHDOWN
3rd	04:42	AR19	11-65	4:24	*FIELD GOAL
4th	13:51	RICE09	3-9	1:07	*TOUCHDOWN
4th	11:13	RICE50	3-8	1:31	punt
4th	05:54	RICE40	3-40	1:47	*TOUCHDOWN
4th	02:37	RICE16	4-16	1:39	*TOUCHDOWN

Texas

Qtr.	Time	Start	Pl-Yds	TOP	Result
1st	15:00	AR25	3-6	1:24	punt
1st	11:38	AR06	5-22	2:15	punt
1st	07:32	AR37	12-57	5:29	*FIELD GOAL
2nd	13:43	AR34	7-66	2:48	*TOUCHDOWN
2nd	08:49	TX18	4-12	1:15	*FIELD GOAL
2nd	06:02	AR21	7-53	3:02	*FIELD GOAL
2nd	00:36	AR08	1-9	0:36	end of half
3rd	13:14	AR29	2-(-1)	0:26	interception
3rd	10:12	AR19	6-81	1:56	*TOUCHDOWN
3rd	06:13	TX42	10-38	4:05	*FIELD GOAL
3rd	02:00	TX32	1-32	0:10	*TOUCHDOWN
4th	13:33	AR26	8-75	5:06	*TOUCHDOWN
4th	02:22	TX41	4-24	2:22	end of game

Georgia Southern

Qtr.	Time	Start	Pl-Yds	TOP	Result
1st	13:19	AR27	4-73	1:12	*TOUCHDOWN
1st	10:01	AR06	15-94	6:30	*TOUCHDOWN
1st	01:07	AR25	3-(-4)	0:42	punt
2nd	13:34	AR37	3-0	1:17	punt
2nd	10:38	AR01	7-99	1:56	*TOUCHDOWN
2nd	07:17	AR22	3-3	0:51	punt
2nd	05:11	AR20	7-73	2:48	*FIELD GOAL
3rd	14:53	AR20	4-80	1:27	*TOUCHDOWN
3rd	11:32	AR09	1-91	0:14	*TOUCHDOWN
3rd	09:53	AR26	3-(-4)	1:15	punt
3rd	06:59	AR26	3-8	2:04	punt
3rd	00:23	AR34	12-66	7:01	*TOUCHDOWN
4th	05:37	AR12	9-49	5:37	end of game

vs. Texas A&M

Qtr.	Time	Start	Pl-Yds	TOP	Result
1st	11:37	ARK14	8-57	03:17	*FIELD GOAL
1st	02:38	ARK20	1-80	00:11	*TOUCHDOWN
1st	00:17	ARK18	4-82	01:22	*TOUCHDOWN
2nd	10:39	ARK21	3-(-1)	0:38	punt
2nd	07:34	ARK13	11-65	05:05	downs
2nd	00:21	ARK25	1/(-1)	00:21	end of half
3rd	15:00	ARK25	5-8	01:56	punt
3rd	11:04	ARK44	3/(-10)	01:57	punt
3rd	07:51	ARK25	7-17	03:59	punt
3rd	00:43	ARK15	5-30	02:58	punt
4th	12:00	TAMU48	9-42	03:21	*FIELD GOAL
4th	07:04	ARK11	6-17	03:47	punt
4th	01:58	TAMU42	7-27	01:58	end of game

OPPONENT DRIVE CHARTS

Rice

Qtr.	Time	Start	Pl-Yds	TOP	Result
1st	13:40	RICE23	5-28	2:45	punt
1st	08:23	RICE25	4-20	2:57	punt
1st	04:30	AR35	7-17	3:09	missed fg
2nd	14:54	AR21	6-14	2:59	*FIELD GOAL
2nd	09:45	AR49	3-(-3)	1:48	punt
2nd	06:40	AR41	8-41	2:21	*TOUCHDOWN
2nd	02:16	RICE46	3-5	1:39	punt
3rd	15:00	RICE25	5-16	2:45	punt
3rd	11:16	RICE44	2-56	0:48	*TOUCHDOWN
3rd	08:11	RICE25	8-56	3:29	downs
3rd	00:13	RICE19	4-12	1:22	interception
4th	12:44	RICE25	4-21	1:31	interception
4th	09:42	RICE05	6-20	3:48	punt
4th	04:07	RICE25	7-13	1:30	interception
4th	00:58	RICE25	4-21	0:58	end of game

Texas

Qtr.	Time	Start	Pl-Yds	TOP	Result
1st	13:36	TX36	3-4	1:58	punt
1st	09:23	TX25	3-1	1:51	punt
1st	02:03	TX25	7-41	3:20	missed fg
2nd	10:48	TX17	3-(-1)	1:59	punt
2nd	07:34	TX30	3-2	1:32	punt
2nd	03:00	TX25	5-16	2:24	punt
3rd	15:00	TX25	3-6	1:46	punt
3rd	12:48	AR26	6-26	2:31	*TOUCHDOWN
3rd	08:11	TX23	7-19	1:58	downs
3rd	02:08	TX25	1-7	0:08	fumble
3rd	01:50	TX25	10-75	3:17	*TOUCHDOWN
4th	08:27	TX25	14-75	06:01	*TOUCHDOWN

Georgia Southern

Qtr.	Time	Start	Pl-Yds	TOP	Result
1st	15:00	GS25	3-1	1:41	punt
1st	12:07	GS25	4-18	2:06	punt
1st	03:31	GS25	6-14	2:24	punt
1st	00:25	GS19	-2	1:51	punt
2nd	12:17	GS40	3-5	1:39	punt
2nd	08:42	GS25	3-75	1:20	*TOUCHDOWN
2nd	06:26	GS40	3-1	1:15	punt
2nd	02:23	GS25	12-60	2:23	*FIELD GOAL
3rd	13:26	GS25	4-22	1:54	punt
3rd	11:18	GS25	3-2	1:25	punt
3rd	08:38	GS35	3-(-2)	1:39	punt
3rd	04:55	GS25	11-41	4:32	downs
4th	08:22	GS25	6-17	2:45	punt

vs. Texas A&M

Qtr.	Time	Start	Pl-Yds	TOP	Result
1st	15:00	TAMU25	7-22	03:23	punt
1st	08:20	TAMU25	10-30	05:42	punt
1st	02:27	TAMU25	5-18	02:10	punt
2nd	13:55	TAMU25	4-1	03:16	punt
2nd	10:01	TAMU45	5-2	02:27	punt
2nd	02:29	TAMU22	9-46	02:08	*FIELD GOAL
3rd	13:04	TAMU22	3-(-3)	02:00	punt
3rd	09:07	TAMU25	3-75	01:16	*TOUCHDOWN
3rd	03:52	TAMU18	5-14	03:09	punt
4th	12:45	TAMU10	2-23	00:45	interception
4th	08:32	TAMU32	3-0	01:28	punt
4th	03:17	TAMU38	4-4	01:19	downs

GAME 7: AUBURN

ARKANSAS DRIVE CHARTS

at Georgia

Qtr.	Time	Start	Pl-Yds	TOP	Result
1st	10:43	ARK17	3-(-14)	1:23	punt
1st	04:30	ARK07	3-1	2:13	punt
1st	02:17	ARK25	12-55	5:00	missed fg
2nd	07:38	ARK25	3-0	2:17	punt
2nd	03:45	ARK36	3-7	1:28	punt
3rd	15:00	ARK25	3-(-10)	0:28	punt
3rd	10:05	ARK25	3-3	1:52	punt
3rd	06:10	ARK37	5-19	3:08	punt
4th	12:12	ARK25	3-(-3)	1:46	punt
4th	03:46	ARK25	8-60	3:46	end of game

at Ole Miss

Qtr.	Time	Start	Pl-Yds	TOP	Result
1st	15:00	ARK25	6-13	2:37	punt
1st	11:12	ARK18	15-82	6:55	*TOUCHDOWN
2nd	13:35	ARK25	9-75	3:03	*TOUCHDOWN
2nd	09:53	ARK25	4-48	1:36	fumble
2nd	07:06	ARK28	10-40	3:45	missed fg
2nd	00:35	ARK21	5-38	0:36	interception
3rd	11:30	ARK25	9-75	4:00	*TOUCHDOWN
3rd	06:17	MISS33	5-20	1:53	*FIELD GOAL
3rd	03:34	ARK25	4-75	1:52	*TOUCHDOWN
4th	13:04	ARK14	4-86	1:52	*TOUCHDOWN
4th	09:01	ARK25	7-14	3:22	punt
4th	03:59	ARK35	8-65	2:37	*TOUCHDOWN
4th	01:07	ARK25	9-75	1:07	*TOUCHDOWN

OPPONENT DRIVE CHARTS

at Georgia

Qtr.	Time	Start	Pl-Yds	TOP	Result
1st	15:00	UGA25	9-75	4:14	*TOUCHDOWN
1st	09:20	UGA44	10-56	4:44	*TOUCHDOWN
2nd	12:17	UGA20	9-51	4:39	*FIELD GOAL
2nd	05:21	UGA28	3-4	1:11	punt
2nd	02:17	UGA12	6-19	1:57	end of half
3rd	14:32	ARK46	10-33	4:27	*FIELD GOAL
3rd	08:13	UGA19	3-9	1:38	punt
3rd	03:02	UGA07	11-93	5:50	*TOUCHDOWN
4th	10:26	UGA38	10-42	6:40	*FIELD GOAL

at Ole Miss

Qtr.	Time	Start	Pl-Yds	TOP	Result
1st	12:23	MISS39	3-5	1:11	punt
1st	04:17	MISS25	17-75	5:42	*TOUCHDOWN
2nd	10:26	MISS17	2-83	0:33	*TOUCHDOWN
2nd	08:20	MISS27	3-(-5)	1:14	punt
2nd	03:21	MISS32	9-68	2:39	*TOUCHDOWN
3rd	15:00	MISS25	8-42	3:22	*FIELD GOAL
3rd	07:30	MISS25	4-8	1:13	downs
3rd	04:18	MISS21	3-79	0:44	*TOUCHDOWN
3rd	01:42	MISS25	10-75	3:29	*TOUCHDOWN
4th	11:12	MISS25	7-75	2:11	*TOUCHDOWN
4th	05:39	MISS24	3-1	1:40	punt
4th	01:22	MISS25	2-75	0:15	*TOUCHDOWN

GAME 7: AUBURN

ALPHABETICAL ROSTER

No.	Name	Pos.
25	Marco Avant	LB
92	Cameron Ball	DL
30	Reid Bauer	P
89	Nathan Bax	TE
24	LaDarrius Bishop	DB
15	Simeon Blair	DB
43	Brooks Both	LB
44	Andy Boykin	DL
9	Greg Brooks Jr.	DB
21	Montaric Brown	DB
26	Donte Buckner	RB
16	Treyton Burks	WR
33	Kelin Burrle	LB
23	Devin Bush	CB
90	Vito Calvaruso	K
50	Cole Carson	OL
91	Taurean Carter	DL
46	Francisco Castro	LS
1	Jalen Catalon	DB
6	Kendall Catalon	WR
4	Malik Chavis	DB
17	Hudson Clark	DB
66	Ty Clary	OL
57	Shane Clenin	OL
85	Harper Cole	WR
3	Lucas Coley	QB
26	Kevin Compton	WR
38	Jon Conley	DB
53	Ty'Kieast Crawford	OL
76	Myron Cunningham	OL
75	Ray Curry Jr.	OL
22	Deon Edwards	LB
94	Patrick Foley	P
7	Joe Foucha	DB
5	Dorian Gerald	DL
18	Trent Gordon	DB
0	AJ Green	RB
50	Eric Gregory	DL
36	Jermain Hamilton-Jordan	DB
41	T.J. Hammonds	RB
47	Jordan Hanna	LB
59	Morgan Hanna	DL
83	Chris Harris	WR
56	Marcus Henderson	OL
27	Hayden Henry	LB
82	Hudson Henry	TE
94	Jon Hill	DL
4	Malik Hornsby	QB
31	Javion Hunt	RB
2	Ketron Jackson Jr.	WR
1	KJ Jefferson	QB
20	Dominique Johnson	RB
8	Jayden Johnson	DB
19	Khari Johnson	DB
39	Nathan Johnson	TE
9	John Stephen Jones	QB
70	Luke Jones	OL
87	Blake Kern	TE
7	Trey Knox	WR
62	Brady Latham	OL
42	Zach Lee	TE
55	Beaux Limmer	OL
29	Cam Little	K/P
13	Chase Lowery	DB
42	Sam Loy	P
65	Devon Manuel	OL
90	Marcus Miller	DL
31	Grant Morgan	LB
19	Tyson Morris	WR
93	Isaiah Nichols	DL
54	Austin Nix	OL
52	John Oehrlein	OL

NUMERICAL ROSTER

No.	Name	Pos.	Ht.	Wt.	Cl.	Exp.	Hometown (Previous School)
0	AJ Green	RB	5-11	200	Fr.	HS	Tulsa, Okla. (Union HS)
0	Markell Utsey	DL	6-4	290	R-Sr.*	TR	Little Rock, Ark. (Parkview HS/Missouri)
1	Jalen Catalon	DB	5-10	200	R-So.	1L	Mansfield, Texas (Mansfield Legacy HS)
1	KJ Jefferson	QB	6-3	245	R-So.	1L	Sardis, Miss. (North Panola HS)
2	Ketron Jackson Jr.	WR	6-2	205	Fr.	HS	Royse City, Texas (Royse City HS)
2	Myles Slusher	DB	6-0	185	So.	1L	Broken Arrow, Okla. (Broken Arrow HS)
3	Lucas Coley	QB	6-2	205	Fr.	HS	San Antonio, Texas (Cornerstone Christian School)
3	Nick Turner	DB	5-11	190	R-Fr.	RS	New Orleans, La. (Brother Martin HS)
4	Malik Chavis	DB	6-2	195	R-So.	1L	Rison, Ark. (Rison HS)
4	Malik Hornsby	QB	6-2	180	R-Fr.	RS	Missouri City, Texas (Ft. Bend Marshall HS)
5	Dorian Gerald	DL	6-3	265	R-Sr.*	2L	Florence, S.C. (College of the Canyons [Calif.])
5	Raheim Sanders	RB	6-2	225	Fr.	HS	Rockledge, Fla. (Rockledge HS)
6	Kendall Catalon	WR	5-9	185	R-Sr.	SQ	Mansfield, Texas (Southern)
6	Jacorrei Turner	DB	6-2	205	R-Fr.	RS	Atlanta, Ga. (Woodward Academy)
7	Joe Foucha	DB	5-11	205	Sr.	3L	New Orleans, La. (McDonogh 35 HS)
7	Trey Knox	WR	6-5	215	Jr.	2L	Murfreesboro, Tenn. (Blackman HS)
8	Jayden Johnson	DB	6-2	220	Fr.	HS	Cedartown, Ga. (Cedartown HS)
9	Greg Brooks Jr.	DB	5-11	185	Jr.	2L	Harvey, La. (West Jefferson HS)
9	John Stephen Jones	QB	5-11	205	R-Jr.	1L	Dallas, Texas (Highland Park HS)
10	Bumper Pool	LB	6-2	230	Sr.	3L	Lucas, Texas (Lovejoy HS)
10	De'Vion Warren	WR	5-10	195	Sr.*	4L	Monroe, La. (Ouachita Parish HS)
11	Jaquayln Crawford	WR	5-10	175	R-Jr.	TR	Rockdale, Texas (Rockdale HS/Oklahoma)
11	Mataio Soli	DL	6-4	245	Jr.	2L	Douglasville, Ga. (Douglas County HS)
13	Chase Lowery	DB	6-0	190	Fr.	HS	Frisco, Texas (Frisco HS)
13	Jaedon Wilson	WR	6-3	175	Fr.	HS	DeSoto, Texas (DeSoto HS)
14	Nathan Parodi	DB	5-9	175	R-Jr.	2L	Austin, Texas (Lake Travis HS)
14	Bryce Stephens	WR	6-0	180	Fr.	HS	Oklahoma City, Okla. (John Marshall HS)
15	Simeon Blair	DB	5-10	210	R-Jr.	2L	Pine Bluff, Ark. (Pine Bluff HS)
15	Landon Rogers	TE	6-4	210	Fr.	HS	Little Rock, Ark. (Parkview HS)
16	Treyton Burks	WR	6-3	225	Jr.	2L	Warren, Ark. (Warren HS)
16	Keuan Parker	DB	5-11	175	Fr.	HS	Tulsa, Okla. (Booker T. Washington HS)
17	Hudson Clark	DB	6-2	180	R-So.	1L	Dallas, Texas (Highland Park HS)
17	John David White	WR	5-11	185	R-So.	1L	Little Rock, Ark. (Pulaski Academy)
18	Trent Gordon	DB	5-11	190	R-Jr.	TR	Spring, Texas (Manvel HS/Penn State)
18	Kade Renfro	QB	6-3	210	R-Fr.	TR	Stephenville, Texas (Stephenville HS/Ole Miss)
19	Khari Johnson	DB	6-0	185	So.	1L	Boston, Mass. (Suffield Academy)
19	Tyson Morris	WR	6-1	205	R-Sr.*	3L	Helena-West Helena, Ark. (Fayetteville HS)
20	Dominique Johnson	RB	6-1	235	So.	1L	Crowley, Texas (Crowley HS)
20	Zach Zimos	DB	6-4	230	R-So.	1L	Sugar Land, Texas (Fort Bend Travis HS)
21	Montaric Brown	DB	6-0	190	R-Sr.	3L	Ashdown, Ark. (Ashdown HS)
21	Javion Hunt	RB	6-0	205	Fr.	HS	Oklahoma City, Okla. (Carl Albert HS)
22	Deon Edwards	LB	6-1	220	R-Sr.*	4L	Clermont, Fla. (Lake Minneola HS)
22	Trelon Smith	RB	5-9	190	R-Sr.	1L	Houston, Texas (Arizona State)
23	Devin Bush	DB	6-0	200	R-So.	SQ	New Orleans, La. (Edna Karr HS)
23	Josh Oglesby	RB	5-8	175	R-Jr.	SQ	Katy, Texas (Katy HS)
24	LaDarrius Bishop	DB	6-0	190	R-Jr.	2L	Ashdown, Ark. (Ashdown HS)
25	Marco Avant	LB	6-3	215	Fr.	HS	Forrest City, Ark. (Jonesboro HS)
26	Donte Buckner	RB	5-11	200	R-Fr.	RS	Pine Bluff, Ark. (White Hall HS)
26	Kevin Compton	DB	6-2	175	R-Fr.	RS	Pine Bluff, Ark. (Watson Chapel HS)
27	Hayden Henry	LB	6-2	225	Sr.*	4L	Little Rock, Ark. (Pulaski Academy)
28	Andrew Parker	LB	6-2	245	R-Jr.	2L	New Orleans, La. (Sophie B. Wright HS)
29	Cam Little	K/P	6-2	185	Fr.	HS	Moore, Okla. (Southmoore HS)
30	Reid Bauer	P	5-11	200	R-Jr.	1L	Magnolia, Texas (Magnolia HS)
31	Grant Morgan	LB	5-11	235	R-Sr.*	4L	Greenwood, Ark. (Greenwood HS)
32	Reid Turner	RB	5-10	190	R-So.	SQ	Farmington, Ark. (Farmington HS)
33	Kelin Burrle	LB	6-0	205	R-Fr.	RS	Harvey, La. (Helen Cox HS)
34	J.T. Towers	LB	6-4	210	R-Fr.	RS	Little Rock, Ark. (Joe T. Robinson HS)
35	Jake Yurachek	LB	6-0	230	R-Jr.	2L	Friendswood, Texas (Friendswood HS/Colorado)
36	Jermaine Hamilton-Jordan	DB	6-1	180	Fr.	HS	Kansas City, Mo. (Lincoln College Prep)
36	Erin Outley	TE	6-4	255	Fr.	HS	Little Rock, Ark. (Parkview HS)
37	Eric Thomas Jr.	DL	6-3	245	So.	1L	Pensacola, Fla. (Booker T. Washington HS)
38	Jon Conley	DB	6-0	175	R-So.	SQ	Fayetteville, Ark. (Fayetteville HS)
39	Nathan Johnson	TE	6-4	205	R-Fr.	RS	Little Rock, Ark. (Catholic HS)
40	Chris Paul Jr.	LB	6-1	240	Fr.	HS	Cordele, Ga. (Crisp County HS)
41	T.J. Hammonds	RB	5-10	195	R-Sr.*	4L	Little Rock, Ark. (Joe T. Robinson HS)
42	Zach Lee	TE	6-5	230	R-Fr.	HS	Bentonville, Ark. (Bentonville HS)
42	Sam Loy	P	6-1	195	R-Sr.*	2L	San Clemente, Calif. (Colorado)
43	Brooks Both	LB	6-0	230	R-Fr.	RS	Harrison, Ark. (Harrison HS)
44	Andy Boykin	DL	6-4	290	R-Fr.	RS	Lagrange, Ga. (Troup County HS)
45	Jackson Woodard	LB	6-3	235	R-Fr.	RS	Little Rock, Ark. (LR Christian Academy)
46	Francisco Castro	LS	6-1	210	Fr.	HS	Miami, Fla. (Columbus HS)
47	Jordan Hanna	LB	6-2	215	Fr.	HS	Greenwood, Ark. (Greenwood HS)

GAME 7: AUBURN

NUMERICAL ROSTER

No.	Name	Pos.	Ht.	Wt.	Cl.	Exp.	Hometown (Previous School)
48	Jordan Silver	LS	6-1	235	R-Sr.	3L	Branson, Mo. (Branson HS)
49	McKinley Williams	LB	6-1	210	R-Jr.	2L	Sheridan, Ark. (Sheridan HS)
50	Cole Carson	OL	6-5	305	Fr.	HS	Bogata, Texas (Rivercrest HS)
50	Eric Gregory	DL	6-4	295	R-So.	1L	Memphis, Tenn. (IMG Academy)
51	Ricky Stromberg	OL	6-4	310	Jr.	2L	Tulsa, Okla. (Union HS)
52	John Oehrlein	OL	6-1	240	R-So.	SQ	Austin, Texas (Westlake HS)
52	Solomon Wright	DL	6-0	295	Fr.	HS	Vian, Okla. (Vian HS)
53	Ty'Kieast Crawford	OL	6-5	350	So.	TR	Carthage, Texas (Carthage HS/Charlotte)
54	Austin Nix	OL	6-2	325	R-Jr.	2L	Texarkana, Ark. (Arkansas HS)
55	Beaux Limmer	OL	6-5	300	R-So.	1L	Tyler, Texas (Tyler Lee HS)
55	Tre Williams	DL	6-5	255	R-Sr.*	TR	Columbia, Mo. (Rock Bridge HS/Missouri)
56	Marcus Henderson	OL	6-5	290	R-Fr.	RS	Memphis, Tenn. (Memphis University School)
56	Zach Williams	DL	6-4	255	Jr.	2L	Little Rock, Ark. (Joe T. Robinson HS)
57	Shane Clinin	OL	6-6	325	R-Sr.	3L	Festus, Mo. (Jefferson HS)
58	Jashaud Stewart	DL	6-2	240	So.	1L	Jonesboro, Ark. (Jonesboro HS)
62	Brady Latham	OL	6-5	305	R-So.	1L	Jenks, Okla. (Jenks HS)
63	Terry Wells	OL	6-5	310	Fr.	HS	Parkin, Ark. (Wynne HS)
65	Devon Manuel	OL	6-9	370	Fr.	HS	Sunset, La. (Beau Chene HS)
66	Ty Clary	OL	6-4	315	Sr.*	4L	Fayetteville, Ark. (Fayetteville HS)
67	Josh Street	OL	6-6	290	Fr.	HS	Bentonville, Ark. (Bentonville HS)
70	Luke Jones	OL	6-5	310	R-Jr.	1L	Little Rock, Ark. (Pulaski Academy/Notre Dame)
71	Ryan Winkel	OL	6-6	310	R-Jr.	2L	Memphis, Tenn. (Christian Brothers HS)
72	Drew Vest	OL	6-6	315	R-So.	SQ	Searcy, Ark. (Searcy HS)
74	Jalen St. John	OL	6-5	330	R-Fr.	RS	St. Louis, Mo. (Trinity Catholic HS)
75	Ray Curry Jr.	OL	6-5	315	R-Fr.	RS	Memphis, Tenn. (White Station HS)
76	Myron Cunningham	OL	6-6	325	R-Sr.*	2L	Warren, Ohio (Iowa Central CC)
78	Dalton Wagner	OL	6-9	330	R-Sr.	3L	Spring Grove, Ill. (Richmond Burton HS)
79	Dylan Rathcke	OL	6-5	300	R-So.	SQ	Baton Rouge, La. (University Lab HS)
80	Matthew Phillips	K/P	5-10	175	R-Jr.	1L	Brentwood, Tenn. (Brentwood HS)
80	Collin Sutherland	TE	6-5	245	R-Fr.	RS	Flower Mound, Texas (Marcus HS)
81	Darin Turner	WR	6-3	205	R-Fr.	RS	Memphis, Tenn. (Central HS)
82	Hudson Henry	TE	6-5	255	R-So.	1L	Little Rock, Ark. (Pulaski Academy)
83	Chris Harris	WR	5-10	190	R-Fr.	SQ	Dumas, Ark. (Dumas HS)
84	Warren Thompson	WR	6-3	205	R-Jr.	TR	Seffner, Fla. (Armwood HS/Florida State)
85	Harper Cole	WR	5-9	180	R-Fr.	RS	Aurora, Ill. (Waubonsie Valley HS)
87	Blake Kern	TE	6-4	265	R-Sr.*	3L	Lamar, Ark. (Lamar HS)
89	Nathan Bax	TE	6-4	255	R-So.	1L	Jefferson City, Mo. (Helias Catholic HS/III. St.)
90	Vito Calvaruso	K	6-2	200	So.	1L	Jefferson City, Mo. (Helias Catholic HS)
90	Marcus Miller	DL	6-5	295	R-So.	1L	Warren, Ark. (Warren HS)
91	Taurean Carter	DL	6-3	305	R-So.	1L	Mansfield, Texas (Mansfield Legacy HS)
92	Cameron Ball	DL	6-5	310	Fr.	HS	Atlanta, Ga. (Tri-Cities HS)
93	Isaiah Nichols	DL	6-3	300	R-Jr.	2L	Springdale, Ark. (Springdale HS)
94	Patrick Foley	P	6-3	200	Fr.	HS	Omaha, Neb. (Creighton Prep)
94	Jon Hill	DL	6-5	250	Fr.	HS	Dumas, Ark. (Dumas HS)
95	Morgan Hanna	DL	6-4	245	R-So.	SQ	Greenwood, Ark. (Greenwood HS)
97	Jalen Williams	DL	6-3	310	Jr.	TR	Tylertown, Miss. (Tylertown HS/Jones College)
99	John Ridgeway	DL	6-6	320	R-Sr.	TR	Bloomington, Ill. (Bloomington HS/III. St.)

Roster by Class: Senior - 21 | Junior - 25 | Sophomore - 27 | Freshman - 46

FOOTBALL STAFF

Coaching Staff

Sam Pittman Head Coach.....	2nd Season
Barry Odom Assoc. Head Coach/DC/Safeties.....	2nd Season
Scott Fountain Asst. HC/Special Teams Coord.....	2nd Season
Kendal Briles Offensive Coordinator/QBs.....	2nd Season
Jermial Ashley Defensive Line.....	1st Season
Sam Carter Cornerbacks.....	2nd Season
Kenny Guiton Wide Receivers.....	1st Season
Cody Kennedy Offensive Line.....	1st Season
Dowell Loggains Tight Ends.....	1st Season
Michael Scherer Linebackers.....	2nd Season
Jimmy Smith Running Backs.....	2nd Season

Graduate Assistants

Scott Winterton Special Teams.....	2nd Season
Demerick Gary Defense.....	1st Season
KreSean Reed Defense.....	2nd Season
Ryan Yurachek Offense.....	2nd Season
Alex Norton Video.....	1st Season
Austin Van Poucke Operations.....	3rd Season

Quality Control

Michael Anthony Offense.....	2nd Season
Mark Cala Offense.....	2nd Season
Kenji Jackson Defense.....	2nd Season
Mike Krysl Special Teams.....	2nd Season
Collin Geier Defense.....	1st Season
Jake Trump Defense.....	2nd Season

Support Staff

Patrick Doherty Football Operations.....	2nd Season
Amanda Gilpin Asst. Football Operations.....	2nd Season
Jamil Walker Strength & Conditioning.....	2nd Season
Ed Ellis Assoc. Strength & Conditioning.....	2nd Season
Dave Polanski Athletic Training.....	4th Season
Dustin Shippey Video.....	2nd Season
Jake Rosch Equipment.....	8th Season
Butler Benton Recruiting/Player Personnel.....	1st Season
Fernando Velasco Player Development.....	2nd Season

ALPHABETICAL ROSTER

No.	Name	Pos.
23	Josh Oglesby.....	RB
36	Erin Outley.....	TE
28	Andrew Parker.....	LB
16	Keuan Parker.....	DB
28	Andrew Parker.....	LB
14	Nathan Parodi.....	DB
40	Chris Paul Jr.....	LB
80	Matthew Phillips.....	P
10	Bumper Pool.....	LB
79	Dylan Rathcke.....	OL
18	Austin Renfro.....	QB
99	John Ridgeway.....	DL
15	Landon Rogers.....	TE
5	Raheim Sanders.....	RB
48	Jordan Silver.....	LS
2	Myles Slusher.....	DB
22	Trelon Smith.....	RB
11	Mataio Soli.....	DL
74	Jalen St. John.....	OL
14	Bryce Stephens.....	WR
58	Jashaud Stewart.....	DL
67	Josh Street.....	OL
51	Ricky Stromberg.....	OL
80	Collin Sutherland.....	TE
37	Eric Thomas Jr.....	DL
84	Warren Thompson.....	WR
34	J.T. Towers.....	LB
81	Darin Turner.....	WR
6	Jacorrei Turner.....	LB
3	Nick Turner.....	DB
32	Reid Turner.....	RB
0	Markell Utsey.....	DL
72	Drew Vest.....	OL
78	Dalton Wagner.....	OL
10	De'Vion Warren.....	WR
63	Terry Wells.....	OL
17	John David White.....	WR
97	Jalen Williams.....	DL
49	McKinley Williams.....	LB
55	Tre Williams.....	DL
56	Zach Williams.....	DL
13	Jaedon Wilson.....	WR
71	Ryan Winkel.....	OL
45	Jackson Woodard.....	LB
52	Solomon Wright.....	DL
35	Jake Yurachek.....	LB
20	Zach Zimos.....	DB

PRONUNCIATIONS

Kelin Burrie.....	KEY-lin buri
Treyton Burks.....	tray-luhn
Taurean Carter.....	Tore-ee-an
Jaquayln Crawford.....	ja-kway-lin
Ty'Kieast Crawford.....	ty-KEAST
Joe Foucha.....	foo-SHAY
Malik Hornsby.....	ma-leek
Khari Johnson.....	kah-ree
Keuan Parker.....	kee-wahn
Nathan Parodi.....	pa-ro-DEE
Dylan Rathcke.....	wrath-key
Trelon Smith.....	tray-lawn
Mataio Soli.....	mah-TYE-oh
Jashaud Stewart.....	ja-shawd
Markell Utsey.....	UTT-see
Zach Zimos.....	ZIE-mus

GAME 7: AUBURN

RAZORBACK OFFENSE BY POSITION

No.	Name	Ht.	Wt.	Cl.	Hometown (Previous School)
QB (5)					
1	KJ Jefferson	6-3	245	R-So.	Sardis, Miss. (North Panola HS)
3	Lucas Coley	6-2	205	Fr.	San Antonio, Texas (Cornerstone Christian School)
4	Malik Hornsby	6-2	180	R-Fr.	Missouri City, Texas (Ft. Bend Marshall HS)
9	John Stephen Jones	5-11	205	R-Jr.	Dallas, Texas (Highland Park HS)
18	Kade Renfro	6-3	210	R-Fr.	Stephenville, Texas (Stephenville HS/Ole Miss)
RB (9)					
0	AJ Green	5-11	200	Fr.	Tulsa, Okla. (Union HS)
5	Raheim Sanders	6-2	225	Fr.	Rockledge, Fla. (Rockledge HS)
20	Dominique Johnson	6-1	235	So.	Crowley, Texas (Crowley HS)
21	Javion Hunt	6-0	205	Fr.	Oklahoma City, Okla. (Carl Albert HS)
22	Trelon Smith	5-9	190	R-Sr.	Houston, Texas (Arizona State)
23	Josh Oglesby	5-8	175	R-Jr.	Katy, Texas (Katy HS)
26	Donte Buckner	5-11	200	R-Fr.	Pine Bluff, Ark. (White Hall HS)
32	Reid Turner	5-10	190	R-So.	Farmington, Ark. (Farmington HS)
41	T.J. Hammonds	5-10	195	R-Sr.	Little Rock, Ark. (Joe T. Robinson HS)
WR (14)					
2	Ketron Jackson Jr.	6-2	205	Fr.	Royse City, Texas (Royse City HS)
6	Kendall Catalan	5-9	185	R-Sr.	Mansfield, Texas (Southern)
7	Trey Knox	6-5	215	Jr.	Murfreesboro, Tenn. (Blackman HS)
10	De'Vion Warren	5-10	195	Sr.	Monroe, La. (Ouachita Parish HS)
11	Jaquayln Crawford	5-10	175	R-Jr.	Rockdale, Texas (Rockdale HS/Oklahoma)
13	Jaedon Wilson	6-3	175	Fr.	DeSoto, Texas (DeSoto HS)
14	Bryce Stephens	6-0	180	Fr.	Oklahoma City, Okla. (John Marshall HS)
16	Treyton Burks	6-3	225	Jr.	Warren, Ark. (Warren HS)
17	John David White	5-11	185	R-So.	Little Rock, Ark. (Pulaski Academy)
19	Tyson Morris	6-1	205	R-Sr.	Helena-West Helena, Ark. (Fayetteville HS)
81	Darin Turner	6-3	205	R-Fr.	Memphis, Tenn. (Central HS)
83	Chris Harris	5-10	190	Fr.	Dumas, Ark. (Dumas HS)
84	Warren Thompson	6-3	205	R-Jr.	Seffner, Fla. (Armwood HS/Florida State)
85	Harper Cole	5-9	180	R-Fr.	Aurora, Ill. (Waubonsie Valley HS)
TE (8)					
15	Landon Rogers	6-4	210	Fr.	Little Rock, Ark. (Parkview HS)
36	Erin Outley	6-4	255	Fr.	Little Rock, Ark. (Parkview HS)
39	Nathan Johnson	6-4	205	R-Fr.	Little Rock, Ark. (Catholic HS)
42	Zach Lee	6-5	230	R-Fr.	Bentonville, Ark. (Bentonville HS)
80	Collin Sutherland	6-5	245	R-Fr.	Flower Mound, Texas (Marcus HS)
82	Hudson Henry	6-5	255	R-So.	Little Rock, Ark. (Pulaski Academy)
87	Blake Kern	6-4	265	R-Sr.*	Lamar, Ark. (Lamar HS)
89	Nathan Bax	6-4	255	R-So.	Jefferson City, Mo. (Helias Catholic HS/III St.)
OL (20)					
50	Cole Carson	6-5	305	Fr.	Bogata, Texas (Rivercrest HS)
51	Ricky Stromberg	6-4	310	Jr.	Tulsa, Okla. (Union HS)
53	Ty'Kieast Crawford	6-5	350	So.	Carthage, Texas (Carthage HS/Charlotte)
54	Austin Nix	6-2	325	R-Jr.	Texarkana, Ark. (Arkansas HS)
55	Beaus Limmer	6-5	300	R-So.	Tyler, Texas (Tyler Lee HS)
56	Marcus Henderson	6-5	290	So.	Memphis, Tenn. (Memphis University School)
57	Shane Clenin	6-6	335	R-Sr.	Festus, Mo. (Jefferson HS)
62	Brady Latham	6-5	305	R-So.	Jenks, Okla. (Jenks HS)
63	Terry Wells	6-5	310	Fr.	Parkin, Ark. (Wynne HS)
65	Devon Manuel	6-9	370	Fr.	Sunset, La. (Beau Chene HS)
66	Ty Clary	6-4	315	R-Sr.	Fayetteville, Ark. (Fayetteville HS)
67	Josh Street	6-6	290	Fr.	Bentonville, Ark. (Bentonville HS)
70	Luke Jones	6-5	310	R-Jr.	Little Rock, Ark. (Pulaski Academy/Notre Dame)
71	Ryan Winkel	6-6	310	R-Jr.	Memphis, Tenn. (Christian Brothers HS)
72	Drew Vest	6-6	315	R-So.	Searcy, Ark. (Searcy HS)
74	Jalen St. John	6-5	330	R-Fr.	St. Louis, Mo. (Trinity Catholic HS)
75	Ray Curry Jr.	6-5	315	R-Fr.	Memphis, Tenn. (White Station HS)
76	Myron Cunningham	6-6	325	R-Sr.	Warren, Ohio (Iowa Central CC)
78	Dalton Wagner	6-9	330	R-Sr.	Spring Grove, Ill. (Richmond Burton HS)
79	Dylan Rathcke	6-5	300	R-So.	Baton Rouge, La. (University Lab HS)
Specialists (9)					
29	Cam Little (K/P)	6-2	185	Fr.	Moore, Okla. (Southmoore HS)
30	Reid Bauer (P)	5-11	200	R-Jr.	Magnolia, Texas (Magnolia HS)
42	Sam Loy (P)	6-1	195	R-Sr.	San Clemente, Calif. (Colorado)
46	Francisco Castro (LS)	6-1	210	Fr.	Miami, Fla. (Columbus HS)
48	Jordan Silver (LS)	6-1	235	R-Sr.	Branson, Mo. (Branson HS)
52	John Oehrlein (LS)	6-1	240	R-So.	Austin, Texas (Westlake HS)
80	Matthew Phillips (K/P)	5-10	175	R-Jr.	Brentwood, Tenn. (Brentwood HS)
90	Vito Calvaruso (K)	6-2	200	So.	Jefferson City, Mo. (Helias Catholic HS)
94	Patrick Foley (P)	6-3	200	Fr.	Omaha, Neb. (Creighton Prep)

RAZORBACK DEFENSE BY POSITION

No.	Name	Ht.	Wt.	Cl.	Hometown (Previous School)
DB (21)					
1	Jalen Catalan	5-10	200	R-So.	Mansfield, Texas (Mansfield Legacy HS)
2	Myles Slusher	6-0	185	So.	Broken Arrow, Okla. (Broken Arrow HS)
3	Nick Turner	5-11	190	R-Fr.	New Orleans, La. (Brother Martin HS)
4	Malik Chavis	6-2	195	R-So.	Rison, Ark. (Rison HS)
6	Jacorrei Turner	6-2	205	R-Fr.	Atlanta, Ga. (Woodward Academy)
7	Joe Foucha	5-11	205	Sr.	New Orleans, La. (McDonogh 35 HS)
8	Jayden Johnson	6-2	220	Fr.	Cedartown, Ga. (Cedartown HS)
9	Greg Brooks Jr.	5-11	185	Jr.	Harvey, La. (West Jefferson HS)
13	Chase Lowery	6-0	190	Fr.	Frisco, Texas (Frisco HS)
14	Nathan Parodi	5-9	175	R-Jr.	Austin, Texas (Lake Travis HS)
15	Simeon Blair	5-10	210	R-Jr.	Pine Bluff, Ark. (Pine Bluff HS)
17	Hudson Clark	6-2	180	R-So.	Dallas, Texas (Highland Park HS)
18	Trent Gordon	5-11	190	R-Jr.	Spring, Texas (Manvel HS/Penn State)
19	Khari Johnson	6-0	185	So.	Boston, Mass. (Suffield Academy)
20	Zach Zimos	6-4	230	R-So.	Sugar Land, Texas (Fort Bend Travis HS)
21	Montaric Brown	6-0	190	R-Sr.	Ashdown, Ark. (Ashdown HS)
23	Devin Bush	6-0	200	R-So.	New Orleans, La. (Edna Karr HS)
24	LaDarrius Bishop	6-0	190	R-Jr.	Ashdown, Ark. (Ashdown HS)
26	Kevin Compton	6-2	175	R-Fr.	Pine Bluff, Ark. (Watson Chapel HS)
36	Jermaine Hamilton-Jordan	6-1	180	Fr.	Kansas City, Mo. (Lincoln College Prep)
38	Jon Conley	6-0	175	R-So.	Fayetteville, Ark. (Fayetteville HS)
LB (14)					
10	Bumper Pool	6-2	230	Sr.	Lucas, Texas (Lovejoy HS)
22	Deon Edwards	6-1	220	R-Sr.*	Clermont, Fla. (Lake Minneola HS)
25	Marco Avant	6-3	215	Fr.	Forrest City, Ark. (Jonesboro HS)
27	Hayden Henry	6-2	225	Sr.*	Little Rock, Ark. (Pulaski Academy)
28	Andrew Parker	6-2	245	R-Jr.	New Orleans, La. (Sophie B. Wright HS)
31	Grant Morgan	5-11	235	R-Sr.*	Greenwood, Ark. (Greenwood HS)
33	Kelin Burrie	6-0	205	R-Fr.	Harvey, La. (Helen Cox HS)
34	J.T. Towers	6-4	210	R-Fr.	Little Rock, Ark. (Joe T. Robinson HS)
35	Jake Yurachek	6-0	230	R-Jr.	Friendswood, Texas (Friendswood HS/Colorado)
40	Chris Paul Jr.	6-1	240	Fr.	Cordele, Ga. (Crisp County HS)
43	Brooks Both	6-0	230	R-Fr.	Harrison, Ark. (Harrison HS)
45	Jackson Woodard	6-3	235	R-Fr.	Little Rock, Ark. (LR Christian Academy)
47	Jordan Hanna	6-1	215	Fr.	Greenwood, Ark. (Greenwood HS)
49	McKinley Williams	6-1	210	R-Jr.	Sheridan, Ark. (Sheridan HS)
DL (18)					
0	Markell Utsey	6-4	290	R-Sr.	Little Rock, Ark. (Parkview HS/Missouri)
5	Dorian Gerald	6-3	265	R-Sr.*	Florence, S.C. (College of the Canyons [Calif.]
11	Mataio Soli	6-4	245	Jr.	Douglasville, Ga. (Douglas County HS)
37	Eric Thomas Jr.	6-3	245	So.	Pensacola, Fla. (Booker T. Washington HS)
44	Andy Boykin	6-4	290	R-Fr.	Lagrange, Ga. (Troup County HS)
50	Eric Gregory	6-4	295	R-So.	Memphis, Tenn. (IMG Academy)
52	Solomon Wright	6-0	295	Fr.	Vian, Okla. (Vian HS)
55	Tre Williams	6-5	255	R-Sr.*	Columbia, Mo. (Rock Bridge HS/Missouri)
56	Zach Williams	6-4	255	Jr.	Little Rock, Ark. (Joe T. Robinson HS)
58	Jashaud Stewart	6-2	240	So.	Jonesboro, Ark. (Jonesboro HS)
90	Marcus Miller	6-5	295	R-So.	Warren, Ark. (Warren HS)
91	Taurean Carter	6-3	305	R-So.	Mansfield, Texas (Mansfield Legacy HS)
92	Cameron Ball	6-5	310	Fr.	Atlanta, Ga. (Tri-Cities HS)
93	Isaiah Nichols	6-3	300	R-Jr.	Springdale, Ark. (Springdale HS)
94	Jon Hill	6-5	250	Fr.	Dumas, Ark. (Dumas HS)
95	Morgan Hanna	6-4	221	R-So.	Greenwood, Ark. (Greenwood HS)
97	Jalen Williams	6-3	310	Jr.	Tylertown, Miss. (Tylertown HS/Jones College)
99	John Ridgeway	6-6	320	R-Sr.	Bloomington, Ill. (Bloomington, Ill./Ill. St.)

GAME 7: AUBURN



JALEN CATALON

1

Defensive Back | 5-10 | 200 | R-Sophomore
Mansfield, Texas | Mansfield Legacy HS

QUICK HITS

- Recorded first career two interception game in the season-opener against Rice and totaled 83 interception return yards, the most by a Razorback since Rohan Gaines (100 yards) against Ole Miss in 2014.
- 2020 Thorpe Award Semifinalist, only 2nd in school history, joining NFL Hall of Famer Steve Atwater.
- Led the country in tackles by a freshman in 2020.
- Tied for the team lead in interceptions in 2020.
- Picked off his first career pass vs. Ole Miss in 2020, returning it for a TD in win.
- Brother Kendall Catalon is a wide receiver for the Razorbacks.

CAREER STATS

	GP/GS	UA	A	TOT	TFL-YDS	SCK-YDS	FF	FR-YDS	INT-YDS	QBH	BRUP
2019	4/0	3	3	6	0.0-0	0.0-0	1	0-0	0-0	0	1
2020	9/8	51	48	99	2.0-7	0.0-0	2	1-0	3-44	0	4
2021	6/6	22	24	46	1.5-3	0.0-0	0	0-0	2-83	1	4
TOTAL	20/15	76	75	151	3.5-10	0.0-0	3	1-0	5-127	1	9

GAME-BY-GAME STATS

	GP/GS	UA	A	TOT	TFL-YDS	SCK-YDS	FF	FR-YDS	INT-YDS	QBH	BRUP
RICE	1/1	6	5	11	1.0-2	0.0-0	0	0-0	2-83	0	0
TEXAS	1/1	3	5	8	0.0-0	0.0-0	0	0-0	0-0	0	1
GEORGIA SOUTHERN	1/1	6	3	9	0.0-0	0.0-0	0	0-0	0-0	0	2
vs. Texas A&M	1/1	1	1	2	0.0-0	0.0-0	0	0-0	0-0	0	0
at Georgia	1/1	4	3	7	0.0-0	0.0-0	0	0-0	0-0	0	0
at Ole Miss	1/1	2	7	9	0.5-1	0.0-0	0	0-0	0-0	1	1
AUBURN											
UAPB											
MISSISSIPPI STATE											
at LSU											
at Alabama											
MISSOURI											

SEASON HIGHS

Tackles	11 vs. Rice (9/4/21)
Tackles For Loss	1.0 vs. Rice (9/4/21)
Sacks	
QB Hurries	1 at Ole Miss (10/9/21)
Pass Breakups	2 vs. Georgia Southern (9/18/21)
Forced Fumbles	
Fumble Recoveries	
Interceptions	2 vs. Rice (9/4/21)

CAREER HIGHS

Tackles	16 vs. LSU (11/21/20)
Double Figure Tackle Games	7 last vs. Rice (9/4/21)
Tackles For Loss	1.5 vs. LSU (11/21/20)
Sacks	
QB Hurries	1 at Ole Miss (10/9/21)
Pass Breakups	2 (2x) last vs. Georgia Southern (9/18/21)
Forced Fumbles	1 (3x) last vs. Tennessee (11/7/20)
Fumble Recoveries	1 vs. Ole Miss (10/17/20)
Interceptions	2 vs. Rice (9/4/21)



KJ JEFFERSON

1

Quarterback | 6-3 | 245 | R-Sophomore
Sardis, Miss. | North Panola HS

QUICK HITS

- Account for six TDs (3 throwing, 3 rushing) at Ole Miss, second-most in program history.
- Threw for a career-high 366 yards against Georgia Southern on 13 completions, becoming only the fifth FBS QB since 2000 to throw for over 365 yards on 13 or fewer completions.
- In the Georgia Southern game, hooked up with WR Treyton Burks for a 91-yard TD, the second longest TD scoring pass play in school history.
- Posted a career-highs of 89 rushing yards and two TDs against Rice. First Arkansas player to run for at least 2 TDs and throw for a TD since Rawleigh Williams against Miss. St. in 2014.
- Named season opening starter for the first time in his career.
- Last year against Missouri, became the first Arkansas QB to throw for at least 270 yards with three passing TDs and at least one rushing TD since 2010 in his only start of the year.
- In 2019 made first career start against then-No 1 LSU.
- Consensus four-star prospect, and rated No. 4 dual-threat QB nationally by 247Sports and No. 12 player in Mississippi by Rivals.
- At North Panola HS totaled 40 wins, 9,582 passing yards, 2,922 rushing yards & 143 total TDs.

CAREER STATS

	PASSING							RUSHING				
	GP/GS	COMP	ATT	PCT	YDS	TD	INT	LNG	ATT	YDS	AVG	TD
2019	3/1	14	31	45.2	197	0	1	38	30	58	1.9	2
2020	5/1	20	41	48.8	295	3	0	68	28	67	2.4	2
2021	6/6	79	126	62.7	1,235	9	3	91	60	320	5.3	5
TOTAL	14/8	113	198	57.1	1,727	12	4	91	118	445	3.8	9

GAME-BY-GAME STATS

	PASSING							RUSHING				
	GP/GS	COMP	ATT	PCT	YDS	TD	INT	LNG	ATT	YDS	AVG	TD
RICE	1/1	12	21	57.1	128	1	1	31	9	89	5.9	2
TEXAS	1/1	14	19	73.7	138	0	1	45	10	73	7.3	0
GEORGIA SOUTHERN	1/1	13	23	56.5	366	3	0	91	5	18	3.6	0
vs. Texas A&M	1/1	7	15	46.7	212	2	0	85	8	50	6.2	0
at Georgia	1/1	8	13	61.5	65	0	0	22	8	5	0.6	0
at Ole Miss	1/1	25	35	71.4	326	3	1	46	20	85	4.2	3
AUBURN												
UAPB												
MISSISSIPPI STATE												
at LSU												
at Alabama												
MISSOURI												

SEASON HIGHS

Pass Attempts	35 at Ole Miss (10/9/21)
Completions	25 at Ole Miss (10/9/21)
Pass Yards	366 vs. Georgia Southern (9/18/21)
Pass TDs	3 (2x) last at Ole Miss (10/9/21)
Long Pass	91 vs. Georgia Southern (9/18/21)
Completion %	73.7 vs. Texas (9/11/21)
Rushes	20 at Ole Miss (10/9/21)
Rush Yards	89 vs. Rice (9/4/21)
Rush TDs	3 at Ole Miss (10/9/21)
Long Rush	38 vs. Rice (9/4/21)

CAREER HIGHS

Pass Attempts	35 at Ole Miss (10/9/21)
Completions	25 at Ole Miss (10/9/21)
Pass Yards	366 vs. Georgia Southern (9/18/21)
Pass TDs	3 (3x) last at Ole Miss (10/9/21)
Long Pass	91 vs. Georgia Southern (9/18/21)
Completion %	73.7 vs. Texas (9/11/21)
Rushes	20 at Ole Miss (10/9/21)
Rush Yards	89 vs. Rice (9/4/21)
Rush TDs	3 at Ole Miss (10/9/21)
Long Rush	38 vs. Rice (9/4/21)

GAME 7: AUBURN



RAHEIM SANDERS

5

Running Back | 6-2 | 225 | Freshman
Rockledge, Fla. | Rockledge HS

QUICK HITS

- First Hog frosh to run for 100+ yards at Ole Miss since Chase Hayden in 2017 vs. Florida A&M.
- Scored first career touchdown in Arkansas' win over Texas.
- Goes by the nickname "Rocket."
- Was brought in as an athlete that played wide receiver, running back and linebacker in high school, and settled on running back in college.
- Rated a four-star prospect by 247Sports and Rivals and the No. 8 athlete in the country by 247Sports.

CAREER STATS

	GP/GS	RUSHING				TD	LNG	RECEIVING				TD	LNG
		ATT	YDS	AVG				REC	YDS	AVG			
2021	6/0	54	324	6.0	1	42	4	48	12.0	0	22		
TOTAL	6/0	54	324	6.0	1	42	4	48	12.0	0	22		

GAME-BY-GAME STATS

	GP/GS	RUSHING				TD	LNG	RECEIVING				TD	LNG
		ATT	YDS	AVG				REC	YDS	AVG			
RICE	1/0	7	44	6.3	0	12	0	0	0.0	0	0	0	0
TEXAS	1/0	8	50	6.3	1	26	0	0	0.0	0	0	0	0
GEORGIA SOUTHERN	1/0	10	43	4.3	0	11	0	0	0.0	0	0	0	0
vs. Texas A&M	1/0	6	27	4.5	0	12	0	0	0.0	0	0	0	0
at Georgia	1/0	6	21	3.5	0	10	1	22	22.0	0	22	0	22
at Ole Miss	1/0	17	139	8.2	0	42	3	26	8.7	0	16	0	16
AUBURN													
UAPB													
MISSISSIPPI STATE													
at LSU													
at Alabama													
MISSOURI													

SEASON HIGHS

Rushes17 at Ole Miss (10/9/21)
Rushing Yards139 at Ole Miss (10/9/21)
Rushing Touchdowns1 vs. Texas (9/11/21)
Long Rush42 at Ole Miss (10/9/21)
100-Yard Games1 at Ole Miss (10/9/21)
Receptions3 at Ole Miss (10/9/21)
Receiving Yards26 at Ole Miss (10/9/21)
Receiving Touchdowns0
Long Reception22 at Georgia (10/2/21)

CAREER HIGHS

Rushes17 at Ole Miss (10/9/21)
Rushing Yards139 at Ole Miss (10/9/21)
Rushing Touchdowns1 vs. Texas (9/11/21)
Long Rush42 at Ole Miss (10/9/21)
100-Yard Games1 at Ole Miss (10/9/21)
Receptions3 at Ole Miss (10/9/21)
Receiving Yards26 at Ole Miss (10/9/21)
Receiving Touchdowns0
Long Reception22 at Georgia (10/2/21)



JOE FOUCHA

7

Defensive Back | 5-11 | 205 | Senior
New Orleans, La. | McDonogh 35 HS

QUICK HITS

- Team's fourth leading tackler in 2020, tied with Greg Brooks Jr. with 3.0 TFL to lead Arkansas defensive backs.
- Had 10 stops in Arkansas win over Ole Miss in 2020, the team's first home win over an SEC opponent since 2016.
- Intercepted a career-high two passes last year in win at Mississippi State, earning SEC co-Defensive Player of the Week.
- House flooded during Hurricane Katrina - moved to Texas, moved back to NOLA later.

CAREER STATS

	GP/GS	UA	A	TOT	TFL-YDS	SCK-YDS	FF	FR-YDS	INT-YDS	QBH	BRUP
2018	9/1	6	5	11	0.0-0	0.0-0	0	0-0	0-0	0	0
2019	12/12	44	43	87	1.0-2	0.0-0	0	1-0	1-20	1	4
2020	10/8	18	42	60	3.0-6	1.0-1	1	1-0	2-26	0	3
2021	6/6	13	25	38	3.5-7	0.0-0	0	0-0	0-0	1	2
TOTAL	37/27	81	115	196	7.5-15	1.0-1	1	2-0	3-46	2	9

GAME-BY-GAME STATS

	GP/GS	UA	A	TOT	TFL-YDS	SCK-YDS	FF	FR-YDS	INT-YDS	QBH	BRUP
RICE	1/1	2	3	5	0.0-0	0.0-0	0	0-0	0-0	0	1
TEXAS	1/1	2	6	8	1.5-4	0.0-0	0	0-0	0-0	0	0
GEORGIA SOUTHERN	1/1	2	3	5	0.0-0	0.0-0	0	0-0	0-0	0	0
vs. Texas A&M	1/1	3	2	5	1.0-1	0.0-0	0	0-0	0-0	0	0
at Georgia	1/1	2	2	4	0.0-0	0.0-0	0	0-0	0-0	0	0
at Ole Miss	1/1	2	9	11	1.5-2	0.0-0	0	0-0	0-0	1	1
AUBURN											
UAPB											
MISSISSIPPI STATE											
at LSU											
at Alabama											
MISSOURI											

SEASON HIGHS

Tackles11 at Ole Miss (10/9/21)
Tackles For Loss1.5 vs. Texas (9/11/21)
Sacks0
QB Hurries1 at Ole Miss (10/9/21)
Pass Breakups1 (2x) last at Ole Miss (10/9/21)
Forced Fumbles0
Interceptions0

CAREER HIGHS

Tackles13 at Alabama (10/26/19)
Double-Digit Tackle Games2 last vs. Ole Miss (10/17/20)
Tackles For Loss1.5 vs. Texas (9/11/21)
Sacks1.0 vs. Tennessee (11/7/20)
QB Hurries1 (2x) last at Ole Miss (10/9/21)
Pass Breakups2 vs. Portland State (8/31/19)
Forced Fumbles1 vs. LSU (11/21/20)
Interceptions2 at Mississippi State (10/3/20)



GREG BROOKS JR.

9

Defensive Back | 5-11 | 185 | Junior
Harvey, La | West Jefferson HS

QUICK HITS

- Finished the 2020 season sixth on the team in tackles.
- Scored a pick six in 2020's first win at Mississippi State.
- DNP in 2020 finale against Alabama, only missed game of his career.
- Intercepted first career pass in the 2019 season finale against Missouri.
- Dad, Greg Brooks Sr., played collegiately as a DB at Michigan and Southern Miss before being drafted in the sixth round of the 2004 NFL Draft by Cincinnati.

CAREER STATS

	GP/GS	UA	A	TOT	TFL-YDS	SCK-YDS	FF	FR-YDS	INT-YDS	QBH	BRUP
2019	12/12	13	12	25	0.0-0	0.0-0	0	0-0	1-6	1	3
2020	9/8	22	17	39	2.0-5	0.0-0	0	0-0	2-79	2	1
2021	6/6	12	17	29	2.5-12	0.0-0	0	1-6	0-0	1	0
TOTAL	27/26	47	45	93	4.5-17	0.0-0	0	1-6	3-85	4	4

GAME-BY-GAME STATS

	GP/GS	UA	A	TOT	TFL-YDS	SCK-YDS	FF	FR-YDS	INT-YDS	QBH	BRUP
RICE	1/1	3	3	6	0.5-0	0.0-0	0	0-0	0-0	0	0
TEXAS	1/1	1	1	2	0.0-0	0.0-0	0	1-6	0-0	1	0
GEORGIA SOUTHERN	1/1	1	2	3	1.0-6	0.0-0	0	0-0	0-0	0	0
vs. Texas A&M	1/1	2	2	4	1.0-6	0.0-0	0	0-0	0-0	0	0
at Georgia	1/1	3	4	7	0.0-0	0.0-0	0	0-0	0-0	0	0
at Ole Miss	1/1	2	5	7	0.0-0	0.0-0	0	0-0	0-0	0	0
AUBURN											
UAPB											
MISSISSIPPI STATE											
at LSU											
at Alabama											
MISSOURI											

SEASON HIGHS

Tackles	7 (2x) last at Ole Miss (10/9/21)
Tackles For Loss	1.0 (2x) last vs. Texas A&M (9/25/21)
Sacks	
QB Hurries	1 vs. Texas (9/11/21)
Interceptions	
Pass Breakups	
Forced Fumbles	
Fumble Recoveries	1 vs. Texas (9/11/21)

CAREER HIGHS

Tackles	7 (3x) last at Ole Miss (10/9/21)
Tackles For Loss	1.5 vs. Ole Miss (10/17/20)
Sacks	
QB Hurries	1 (4x) last vs. Texas (9/11/21)
Interceptions	1 (3x) last vs. Ole Miss (10/17/20)
Interception Return Yards	69 at Mississippi State (10/3/20)
Pass Breakups	2 at Ole Miss (9/07/19)
Forced Fumbles	
Fumble Recoveries	1 vs. Texas (9/11/21)



BUMPER POOL

10

Linebacker | 6-2 | 230 | Senior
Lucas, Texas | Lovejoy HS

QUICK HITS

- Team's leader in tackles, ranks second in the SEC averaging 9.5 tackles per game.
- Led the team with 14 tackles in the season opener against Rice, despite being disqualified in the second half for targeting.
- One of nine players in the country to log more than 190 tackles over the last two seasons (2019-20).
- Finished second on the team last year in tackles.
- Totaled a career-high 20 tackles at Mississippi State last year, the most by a Razorback since 2010 and earned SEC co-Defensive Player of the Week.
- Father, sister, grandfather, two aunts and two cousins are all graduates of Arkansas.
- Sister, Maddie, is the Arkansas Assistant Director of On-Campus Recruiting.

CAREER STATS

	GP/GS	UA	A	TOT	TFL-YDS	SCK-YDS	FF	FR-YDS	INT-YDS	QBH	BRUP
2018	10/4	14	15	29	2.5-4	0.0-0	0	1-60	0-0	1	4
2019	12/12	38	56	94	6.5-12	0.5-3	0	0-0	0-0	1	5
2020	9/9	40	61	101	6.5-11	0.5-3	0	0-0	0-0	1	5
2021	6/1	24	37	61	4.5-6	0.0-0	0	0-0	0-0	0	1
TOTAL	37/26	117	169	285	20.0-33	1.0-6	0	1-60	0-0	3	15

GAME-BY-GAME STATS

	GP/GS	UA	A	TOT	TFL-YDS	SCK-YDS	FF	FR-YDS	INT-YDS	QBH	BRUP
RICE	1/1	3	11	14	1.5-2	0.0-0	0	0-0	0-0	0	0
TEXAS	1/0	1	9	10	0.0-0	0.0-0	0	0-0	0-0	0	0
GEORGIA SOUTHERN	1/0	3	3	6	0.5-0	0.0-0	0	0-0	0-0	0	0
vs. Texas A&M	1/0	5	3	8	1.0-2	0.0-0	0	0-0	0-0	0	1
at Georgia	1/0	7	4	11	0.0-0	0.0-0	0	0-0	0-0	0	0
at Ole Miss	1/0	5	7	12	1.5-2	0.0-0	0	0-0	0-0	0	0
AUBURN											
UAPB											
MISSISSIPPI STATE											
at LSU											
at Alabama											
MISSOURI											

SEASON HIGHS

Tackles	14 vs. Rice (9/4/21)
Tackles For Loss	1.5 (2x) last at Ole Miss (10/9/21)
Sacks	
Interceptions	
Interception Return Yards	
QB Hurries	
Pass Breakups	1 vs. Texas A&M (9/25/21)
Forced Fumbles	
Fumble Recoveries	

CAREER HIGHS

Tackles	20 at Mississippi State (10/3/20)
Tackles For Loss	3.0 at Texas A&M (10/31/20)
Double-Digit Tackle Games	12 last at Georgia (10/2/21)
Sacks	0.5 (2x) last vs. Georgia (9/26/20)
QB Hurries	1 (3x) last vs. Tennessee (11/7/20)
Interceptions	
Interception Return Yards	
Pass Breakups	2 at Mississippi State (10/3/20)
Forced Fumbles	1 at Colorado State (9/8/18)
Fumble Recoveries	1 vs. Eastern Illinois (9/1/18)



De'VION WARREN

10

Wide Receiver | 5-10 | 186 | Senior
Monroe, La. | Ouachita Parish HS

QUICK HITS

- Set career highs in every receiving statistic in 2020, played in 7 games, tore ACL at Florida.
- Recorded his first career 100-yard game with 100 yards on four catches, including a TD last year in the win at Mississippi State.
- Career 25.0 kickoff return average ranks third in school history behind Dickey Morton (26.14, 1971-73) and Felix Jones (28.2, 2005-07).
- 28.5 kickoff return average in 2018 ranks third for a single-season in program history and his 26.4 kickoff return average in 2017 ranks fourth.
- Totaled 1,500 career return yards, the third most in program history behind Felix Jones

CAREER STATS

	RECEIVING					RUSHING					KICK RETURN				
	GP/GS	REC	YDS	AVG	TD	LNG	ATT	YDS	AVG	TD	LNG	RET	YDS	TD	LNG
2017	12/0	1	5	5.0	0	5	2	10	5.0	0	6	29	765	1	100
2018	9/0	3	14	4.7	1	0	2	-3	-1.5	0	10	14	399	0	78
2019	9/0	4	19	4.8	0	15	5	51	10.2	0	17	16	326	0	37
2020	7/6	15	278	18.5	3	52	4	35	8.8	0	22	6	120	0	32
2021	6/6	7	101	14.4	0	44	1	11	11.0	0	11	0	0	0	0
TOTAL	43/11	30	417	13.9	4	52	14	104	7.4	0	22	65	1610	1	100

GAME-BY-GAME STATS

	RECEIVING					RUSHING					KICK RETURN				
	GP/GS	REC	YDS	AVG	TD	LNG	ATT	YDS	AVG	TD	LNG	RET	YDS	TD	LNG
RICE	1/1	2	14	7.0	0	10	0	0	0.0	0	0	0	0	0	0
TEXAS	1/1	1	8	8.0	0	8	0	0	0.0	0	0	0	0	0	0
GEORGIA SOUTHERN	1/1	3	67	22.3	0	44	0	0	0.0	0	0	0	0	0	0
vs. Texas A&M	1/1	0	0	0.0	0	0	0	0	0.0	0	0	0	0	0	0
at Georgia	1/1	0	0	0.0	0	0	0	0	0.0	0	0	0	0	0	0
at Ole Miss	1/1	1	12	12.0	0	12	1	11	11.0	0	11	0	0	0	0
AUBURN															
UAPB															
MISSISSIPPI STATE															
at LSU															
at Alabama															
MISSOURI															

SEASON HIGHS

Receptions3 vs. Georgia Southern (9/18/21)
Receiving Yards67 vs. Georgia Southern (9/18/21)
Receiving Touchdowns
Long Reception44 vs. Georgia Southern (9/18/21)
Rushes1 at Ole Miss (10/9/21)
Rushing Yards11 at Ole Miss (10/9/21)
Rushing Touchdowns
Long Rush11 at Ole Miss (10/9/21)
Punt Returns
Long Punt Return
Kickoff Returns
Kickoff Return Yards
Kickoff Return Touchdowns

CAREER HIGHS

Receptions4 at Mississippi State (10/3/20)
Receiving Yards100 at Mississippi State (10/3/20)
Receiving Touchdowns1 (2x) last at Mississippi State (10/3/20)
Long Reception52 at Mississippi State (10/3/20)
Rushes3 vs. Portland State (8/31/19)
Rushing Yards41 vs. Tennessee (11/7/20)
Rushing TouchdownsNone
Long Rush22 vs. Tennessee (11/7/20)
Punt ReturnsNone
Long Punt ReturnNone
Kickoff Returns5 (2x) last vs. Coastal Carolina (11/4/17)
Kickoff Return Yards141 at Ole Miss (10/28/17)
Kickoff Return Touchdowns1 vs. Auburn (10/21/17)



TREYLON BURKS

16

Wide Receiver | 6-3 | 225 | Junior
Warren, Ark. | Warren HS

QUICK HITS

- Recorded 100th catch at Georgia, fastest Hog (since 1997) to 100 receipts, doing so in 25 games.
- Totaled 167 receiving yards vs. Texas A&M, his sixth career 100+ yard game.
- Had a 91-yard TD catch vs. Georgia Southern, the second-longest scoring pass play in school history.
- Caught 10 passes for a career-best 206 yards at Missouri, first Razorback since 2012 to eclipse 200 receiving yards in a game.
- First Razorback to record a receiving TD in three straight games since Jonathan Nance in 2017.
- TD grab vs. Ole Miss was in 2020 was the No. 1 play on SportsCenter that night.
- Posted a career day in win vs. Ole Miss with 11 catches, 137 yards, a TD and 46 yards rushing - first Razorback with 10+ catches since 2012.
- Recorded his first career TD and 100-yard game in opener vs. No. 4 Georgia.
- Finished second in 2019 among SEC freshman in receiving yards per catch (16.4 ypc) and yards per game (43.2 ypg).
- Was second on the team in 2019 with 866 all-purpose yards.
- Became the first Arkansas true freshman receiver with 400+ yards in a season since Marcus Monk (569) in 2004.

CAREER STATS

	RECEIVING					RUSHING				
	GP/GS	REC	YDS	AVG	TD	LNG	ATT	YDS	AVG	TD
2019	11/9	29	475	16.4	0	38	9	35	3.9	0
2020	9/9	51	820	16.1	7	68	15	75	5.0	0
2021	6/6	29	519	17.9	3	91	4	17	4.3	0
TOTAL	26/24	109	1,814	16.6	10	91	28	125	4.5	0

GAME-BY-GAME STATS

	RECEIVING					RUSHING				
	GP/GS	REC	YDS	AVG	TD	LNG	ATT	YDS	AVG	TD
RICE	1/1	5	42	8.4	0	17	1	-2	-2.0	0
TEXAS	1/1	5	37	7.4	0	20	0	0	0.0	0
GEORGIA SOUTHERN	1/1	3	127	42.3	1	91	1	2	2.0	0
vs. Texas A&M	1/1	6	167	27.8	1	85	1	14	14.0	0
at Georgia	1/1	3	10	3.3	0	5	0	0	0.0	0
at Ole Miss	1/1	7	136	19.4	1	37	1	1	1.0	0
AUBURN										
UAPB										
MISSISSIPPI STATE										
at LSU										
at Alabama										
MISSOURI										

SEASON HIGHS

Receptions7 at Ole Miss (10/9/21)
Receiving Yards167 vs. Texas A&M (9/25/21)
Receiving Touchdowns1 (3x) last at Ole Miss (10/9/21)
Long Reception91 vs. Georgia Southern (9/18/21)
Rushes1 (4x) last at Ole Miss (10/9/21)
Rushing Yards14 vs. vs. Texas A&M (9/25/21)
Long Rush14 vs. vs. Texas A&M (9/25/21)

CAREER HIGHS

Receptions11 vs. Ole Miss (10/17/20)
Receiving Yards206 at Missouri (12/5/20)
Receiving Touchdowns2 at Texas A&M (10/31/20)
Long Reception91 vs. Georgia Southern (9/18/21)
Rushes4 (4x) last vs. Ole Miss (10/17/20)
Rushing Yards46 vs. Ole Miss (10/17/20)
Long Rush18 vs. Ole Miss (10/17/20)

GAME 7: AUBURN



TYSON MORRIS

19

Wide Receiver | 6-1 | 205 | R-Senior
Helena-West Helena, Ark. | Central Oklahoma



QUICK HITS

- Leads the team averaging 24.1 yards per reception.
- Made first career start against Rice and made a 9-yard TD reception.
- Finished fourth on the team in 2019 with 11.9 ypc.
- Began Arkansas career as walk-on, placed on scholarship in August 2019.
- Father, Isaiah Morris, played basketball at Arkansas from 1990-92 - drafted by Miami Heat.
- Won the Arkansas Class 7A state championship as a senior in 2015
- Transferred from Central Oklahoma in 2017.

CAREER STATS

	RECEIVING					RUSHING				
	GP/GS	REC	YDS	AVG	TD	LNG	ATT	YDS	AVG	TD
2018	11/0	4	30	7.5	1	11	0	0	0.0	0
2019	11/0	13	155	11.9	1	30	0	0	0.0	0
2020	10/0	7	67	9.6	1	17	0	0	0.0	0
2021	6/6	12	218	18.2	2	47	0	0	0.0	0
TOTAL	38/6	36	470	13.1	5	47	0	0	0.0	0

GAME-BY-GAME STATS

	RECEIVING					RUSHING				
	GP/GS	REC	YDS	AVG	TD	LNG	ATT	YDS	AVG	TD
RICE	1/1	3	42	14.0	1	31	0	0	0.0	0
TEXAS	1/1	1	45	45.0	0	45	0	0	0.0	0
GEORGIA SOUTHERN	1/1	2	61	30.5	1	47	0	0	0.0	0
vs. Texas A&M	1/1	1	21	21.0	0	21	0	0	0.0	0
at Georgia	1/1	1	9	9.0	0	9	0	0	0.0	0
at Ole Miss	1/1	4	40	10.0	0	15	0	0	0.0	0
AUBURN										
UAPB										
MISSISSIPPI STATE										
at LSU										
at Alabama										
MISSOURI										

SEASON HIGHS

Receptions 4 at Ole Miss (10/9/21)
Receiving Yards 61 vs. Georgia Southern (9/18/21)
Receiving Touchdowns 1 vs. Rice (9/4/21)
Long Reception 47 vs. Georgia Southern (9/18/21)

CAREER HIGHS

Receptions 4 (2x) last at Ole Miss (10/9/21)
Receiving Yards 61 vs. Georgia Southern (9/18/21)
Receiving Touchdowns 1 (5x) last vs. Georgia Southern (9/18/21)
Long Reception 47 vs. Georgia Southern (9/18/21)



MONTARIC BROWN

21

Defensive Back | 6-0 | 190 | R-Senior
Ashdown, Ark. | Ashdown HS

QUICK HITS

- Intercepted two passes in a season for the first time in his career.
- Started 22 games the last two seasons.
- Finished the 2019 season tied for fifth on the team in tackles (39).
- Recorded a career-best six tackles in the 2019 season finale against Missouri.
- Picked off Texas A&M QB Kellen Mond in the end zone for his first career INT against Texas A&M.
- Nickname - Buster - given to him by HS coach & town of Ashdown, Ark.
- Consensus four-star prospect and No. 1 player in Arkansas.

CAREER STATS

	GP/GS	UA	A	TOT	TFL-YDS	SCK-YDS	FF	FR-YDS	INT-YDS	QBH	BRUP
2018	11/3	8	1	9	0.0-0	0.0-0	0	0-0	0-0	0	1
2019	10/10	25	14	39	1.0-3	0.0-0	0	1-0	1-12	0	3
2020	8/8	20	11	31	2.0-7	0.0-0	1	0-0	1-0	1	6
2021	6/6	15	11	26	1.0-3	0.0-0	0	0-0	2-5	0	2
TOTAL	35/27	68	37	105	4.0-13	0.0-0	1	1-0	4-17	0	12

GAME-BY-GAME STATS

	GP/GS	UA	A	TOT	TFL-YDS	SCK-YDS	FF	FR-YDS	INT-YDS	QBH	BRUP
RICE	1/1	1	2	3	0.0-0	0.0-0	0	0-0	1-5	0	0
TEXAS	1/1	1	1	2	0.0-0	0.0-0	0	0-0	0-0	0	0
GEORGIA SOUTHERN	1/1	3	1	4	0.0-0	0.0-0	0	0-0	0-0	0	0
vs. Texas A&M	1/1	3	3	6	0.5-2	0.0-0	0	0-0	1-0	0	0
at Georgia	1/1	4	2	6	0.0-0	0.0-0	0	0-0	0-0	0	0
at Ole Miss	1/1	3	2	5	0.5-1	0.0-0	0	0-0	0-0	0	2
AUBURN											
UAPB											
MISSISSIPPI STATE											
at LSU											
at Alabama											
MISSOURI											

SEASON HIGHS

Tackles 6 (2x) last at Georgia (10/2/21)
Double-Figure Tackle Games
Tackles For Loss 0.5 (2x) last at Ole Miss (10/9/21)
Sacks
Interceptions 1 (2x) last vs. Texas A&M (9/25/21)
Interception Return Yards 5 vs. Rice (9/4/21)
QB Hurries
Pass Breakups 2 at Ole Miss (10/9/21)
Forced Fumbles

CAREER HIGHS

Tackles 6 (4x) last at Georgia (10/2/21)
Double-Figure Tackle Games
Tackles For Loss 1.0 (3x) last at Florida (11/14/20)
Sacks
Interceptions 1 (4x) last vs. Texas A&M (9/25/21)
Interception Return Yards 12 vs. Texas A&M (9/28/19)
QB Hurries
Pass Breakups 2 (3x) last at Ole Miss (10/9/21)
Forced Fumbles 1 vs. LSU (11/21/20)

GAME 7: AUBURN



TRELON SMITH

22

Running Back | 5-9 | 190 | R-Junior
Houston, Texas | Arizona State

QUICK HITS

- Started the season opener for the first time in his career against Rice and ran for 102 yards.
- Team's leader in rushing yards.
- Ranked 10th in the SEC in rushing (710 yards) in 2020.
- Ran for a career-best 172 yards at Missouri scoring three TDs to become first Arkansas RB to score three TDs in a game since 2015.
- Recorded his first career 100-yard game at No. 6 Florida, rushing for 118 yards on just eight carries thanks to a career-best 83-yard TD run for his first career rushing TD.
- In his first career start at Auburn, rushed for 81 yards and caught six passes for a career-high 78 yards and his first score.
- Did not play during the 2019 season at Arkansas due to NCAA transfer regulations.

CAREER STATS

	RUSHING					RECEIVING				
	GP/GS	ATT	YDS	AVG	TD	LNG	REC	YDS	AVG	TD
2017*	4/0	1	4	4.0	0	4	0	0	0	0
2018*	4/0	11	56	5.1	0	19	4	22	5.5	0
2019	--- DNP due to transfer rules ---									
2020	10/4	134	710	5.3	5	83	22	159	7.2	1
2021	6/6	73	387	5.3	4	22	2	12	6.0	0
TOTAL	24/10	219	1,157	5.3	9	83	28	193	6.9	1

* 2017 & 2018 at Arizona State

GAME-BY-GAME STATS

	RUSHING					RECEIVING				
	GP/GS	ATT	YDS	AVG	TD	LNG	REC	YDS	AVG	TD
RICE	1/1	22	102	4.6	1	20	0	0	0.0	0
TEXAS	1/1	12	75	6.3	1	22	1	10	10.0	0
GEORGIA SOUTHERN	1/1	8	39	4.9	1	13	0	0	0.0	0
vs. Texas A&M	1/1	17	82	4.8	0	19	0	0	0.0	0
at Georgia	1/1	3	4	1.3	0	0	0	0	0.0	0
at Ole Miss	1/1	11	85	7.7	1	19	1	2	2.0	0
AUBURN										
UAPB										
MISSISSIPPI STATE										
at LSU										
at Alabama										
MISSOURI										

SEASON HIGHS

Rushes	22 vs. Rice (9/4/21)
Rushing Yards	102 vs. Rice (9/4/21)
Rushing Touchdowns	1 (4x) last at Ole Miss (10/9/21)
Long Rush	22 vs. Texas (9/11/21)
100-Yard Games	1 vs. Rice (9/4/21)
Receptions	1 (2x) last at Ole Miss (10/9/21)
Receiving Yards	10 vs. Texas (9/11/21)
Receiving Touchdowns	
Long Reception	10 vs. Texas (9/11/21)

CAREER HIGHS

Rushes	26 at Missouri (12/5/20)
Rushing Yards	172 at Missouri (12/5/20)
Rushing Touchdowns	3 at Missouri (12/5/20)
Long Rush	83 at Florida (11/14/20)
100-Yard Games	3 - last vs. Rice (9/4/21)
Receptions	6 at Auburn (10/10/20)
Receiving Yards	78 at Auburn (10/10/20)
Receiving Touchdowns	1 at Auburn (10/10/20)
Long Reception	25 at Auburn (10/10/20)



HAYDEN HENRY

27

Linebacker | 6-2 | 225 | R-Senior
Little Rock, Ark. | Pulaski Academy



QUICK HITS

- Missed the first half against Rice due to a targeting penalty in the 2020 finale.
- Recorded first career sack in the 2019 season opener against Portland State.
- Forced a fumble that was returned for a TD by LaDarrius Bishop against Colorado State in 2019.
- Named 2018 & 2019 Fall SEC Academic Honor Roll.
- Razorback Bloodline: Grandfather, Skip Coffman, played basketball (1957-62), father, Mark, played football (1988-91), brothers Hunter (2013-15) & Hudson (current) play FB.
- Brother Hunter is a tight end for the Los Angeles Chargers.
- Razorback Bloodline: Grandfather, Skip Coffman, played basketball (1957-62), father, Mark, played football (1988-91), brothers Hunter (2013-15) & Hudson (current) play FB.

CAREER STATS

	GP/GS	UA	A	TOT	TFL-YDS	SCK-YDS	FF	FR-YDS	INT-YDS	QBH	BRUP
2017	12/0	3	0	3	0.0-0	0.0-0	0	0-0	0-0	0	0
2018	12/1	9	15	24	0.0-0	0.0-0	0	0-0	0-0	0	0
2019	10/0	16	15	31	2.5-9	1.0-7	1	0-0	0-0	0	2
2020	10/3	14	11	25	3.0-11	1.0-8	0	0-0	0-0	0	1
2021	6/5	18	32	50	6.5-11	1.0-1	0	0-0	0-0	4	0
TOTAL	50/9	60	73	133	12.0-32	3.0-16	1	0-0	0-0	4	3

GAME-BY-GAME STATS

	GP/GS	UA	A	TOT	TFL-YDS	SCK-YDS	FF	FR-YDS	INT-YDS	QBH	BRUP
RICE	1/0	2	3	5	1.0-1	0.0-0	0	0-0	0-0	0	0
TEXAS	1/1	3	12	15	2.5-4	0.0-0	0	0-0	0-0	0	0
GEORGIA SOUTHERN	1/1	0	4	4	0.0-0	0.0-0	0	0-0	0-0	1	0
vs. Texas A&M	1/1	5	2	7	2.0-4	1.0-1	0	0-0	0-0	1	0
at Georgia	1/1	3	5	8	0.0-0	0.0-0	0	0-0	0-0	0	0
at Ole Miss	1/1	5	6	11	1.0-2	0.0-0	0	0-0	0-0	2	0
AUBURN											
UAPB											
MISSISSIPPI STATE											
at LSU											
at Alabama											
MISSOURI											

SEASON HIGHS

Tackles	15 vs. Texas (9/11/21)
Tackles For Loss	2.5 vs. Texas (9/11/21)
Sacks	1.0 vs. Texas A&M (9/25/21)
Interceptions	
Interception Return Yards	
QB Hurries	2 at Ole Miss (10/9/21)
Pass Breakups	
Forced Fumbles	

CAREER HIGHS

Tackles	15 vs. Texas (9/11/21)
Tackles For Loss	2.5 vs. Texas (9/11/21)
Sacks	1.0 (3x) last vs. Texas A&M (9/25/21)
Interceptions	
Interception Return Yards	
QB Hurries	2 at Ole Miss (10/9/21)
Pass Breakups	1 (3x) last vs. Ole Miss (10/17/20)
Forced Fumbles	1 vs. Colorado State (9/14/19)

GAME 7: AUBURN



GRANT MORGAN

31

Linebacker | 5-11 | 235 | R-Senior
Greenwood HS | Greenwood, Ark.



QUICK HITS

- Missed bulk of the season opener vs. Rice due to a targeting penalty in the first quarter.
- Began Arkansas career as walk-on, placed on scholarship Aug. 2018 - Burlsworth Trophy finalist. Also a Butkus Award semifinalist, which is awarded to the nation's top linebacker.
- Walter Camp and AFCA Second Team All-American, First Team All-SEC (AP and Coaches).
- Led the SEC in 2020 in total tackles, ranked third in the country in tackles.
- Two games last year with 19 tackles, four games with 15+ tackles, double-digit tackles.
- Recorded 19 tackles, 3.0 TFL, 1.0 sack, 2 PBU and an interception returned for a TD against Ole Miss earned SEC, Nagurski and Bednarik Player of the Week honors.
- Missed first game in four seasons in the season finale against Alabama due to injury.
- Earned undergraduate degree in 2019 in kinesiology, earned graduate degree in 2020 in operations management, plans on enrolling in medical school after playing career.
- Married wife Sydnie Morgan, a former Arkansas Tech softball player, in 2019.
- Brother of former Arkansas wide receiver Drew Morgan.

CAREER STATS

	GP/GS	UA	A	TOT	TFL-YDS	SCK-YDS	FF	FR-YDS	INT-YDS	QBH	BRUP
2017	12/0	22	16	38	3.5-15	1.0-9	1	0-0	0-0	2	2
2018	12/0	8	16	24	2.5-4	0.0-0	0	0-0	0-0	2	1
2019	12/0	9	30	39	3.0-14	1.0-8	0	0-0	0-0	0	0
2020	9/9	40	71	111	7.5-23	2.0-9	0	0-0	1-23	2	5
2021	6/6	20	30	50	4.5-13	0.5-3	0	0-0	0-0	3	2
TOTAL	51/15	99	163	263	21.0-69	4.5-29	1	0-0	1-23	9	10

GAME-BY-GAME STATS

	GP/GS	UA	A	TOT	TFL-YDS	SCK-YDS	FF	FR-YDS	INT-YDS	QBH	BRUP
RICE	1/1	0	1	1	0.0-0	0.0-0	0	0-0	0-0	0	0
TEXAS	1/1	4	9	13	2.5-6	0.5-3	0	0-0	0-0	0	0
GEORGIA SOUTHERN	1/1	2	4	6	0.0-0	0.0-0	0	0-0	0-0	0	1
vs. Texas A&M	1/1	4	1	5	1.0-6	0.0-0	0	0-0	0-0	3	1
at Georgia	1/1	7	5	12	1.0-1	0.0-0	0	0-0	0-0	0	0
at Ole Miss	1/1	3	10	13	0.0-0	0.0-0	0	0-0	0-0	0	0

AUBURN

UAPB

MISSISSIPPI STATE

at LSU

at Alabama

MISSOURI

SEASON HIGHS

Tackles13 (2x) last at Ole Miss (10/9/21)
 Double-Figure Tackle Games 2 - last at Ole Miss (10/9/21)
 Tackles For Loss 2.5 vs. Texas (9/11/21)
 Sacks 0.5 vs. Texas (9/11/21)
 Interceptions
 Interception Return Yards
 QB Hurries 3 vs. Texas A&M (9/25/21)
 Pass Breakups 1 (2x) last vs. Texas A&M (9/25/21)
 Forced Fumbles
 Fumble Recoveries

CAREER HIGHS

Tackles19 (2x) last vs. LSU (11/21/20)
 Double-Figure Tackle Games 9 last at Ole Miss (10/9/21)
 Tackles For Loss 3.0 vs. Ole Miss (10/17/20)
 Sacks 1.0 (5x) last vs. LSU (11/21/20)
 Interceptions 1 vs. Ole Miss (10/17/20)
 Interception Return Yards 23 vs. Ole Miss (10/17/20)
 QB Hurries 3 vs. Texas A&M (9/25/21)
 Pass Breakups 2 vs. Ole Miss (10/17/20)
 Forced Fumbles 1 vs. Auburn (10/21/17)
 Fumble Recoveries



ERIC GREGORY

50

Defensive Line | 6-4 | 295 | R-Sophomore
Memphis, Tenn. | IMG Academy

QUICK HITS

- Ranked second on the team among defensive linemen in tackles and TFL in 2020.
- Made first career INT last year against Tennessee, first Razorback D-lineman to record a pick since JaMichael Winston in 2013 against Louisiana.
- Recorded at least 0.5 sacks in two consecutive games at Auburn and Mississippi State.
- A consensus four-star prospect, ranked the No. 32 strongside defensive end by Rivals.
- Chose Arkansas over Auburn, LSU, Tennessee, Mississippi State, South Carolina and others.

CAREER STATS

	GP/GS	UA	A	TOT	TFL-YDS	SCK-YDS	FF	FR-YDS	INT-YDS	QBH	BRUP
2019	2/0	1	3	4	0.0-0	0.0-0	0	0-0	0-0	0	0
2020	9/7	12	15	27	3.0-22	2.5-21	0	0-0	1-0	1	0
2021	6/0	1	11	12	0.5-1	0.0-0	0	0-0	0-0	1	0
TOTAL	17/7	14	29	43	3.5-23	2.5-21	0	0-0	1-0	2	0

GAME-BY-GAME STATS

	GP/GS	UA	A	TOT	TFL-YDS	SCK-YDS	FF	FR-YDS	INT-YDS	QBH	BRUP
RICE	1/0	0	3	3	0.5-1	0.0-0	0	0-0	0-0	0	0
TEXAS	1/0	0	2	2	0.0-0	0.0-0	0	0-0	0-0	1	0
GEORGIA SOUTHERN	1/0	1	0	1	0.0-0	0.0-0	0	0-0	0-0	0	0
vs. Texas A&M	1/0	0	0	0	0.0-0	0.0-0	0	0-0	0-0	0	0
at Georgia	1/0	0	3	3	0.0-0	0.0-0	0	0-0	0-0	0	0
at Ole Miss	1/0	0	3	3	0.0-0	0.0-0	0	0-0	0-0	0	0

AUBURN

UAPB

MISSISSIPPI STATE

at LSU

at Alabama

MISSOURI

SEASON HIGHS

Tackles 3 (3x) last at Ole Miss (10/9/21)
 Double-Figure Tackle Games
 Tackles For Loss 0.5 vs. Rice (9/4/21)
 Sacks
 Interceptions
 Interception Return Yards
 QB Hurries 1 vs. Georgia Southern (9/18/21)
 Pass Breakups
 Forced Fumbles

CAREER HIGHS

Tackles 6 at Auburn (10/10/20)
 Double-Figure Tackle Games
 Tackles For Loss 1.0 (2x) last at Florida (11/14/20)
 Sacks 1.0 (2x) last at Florida (11/14/20)
 Interceptions 1 vs. Tennessee (11/7/20)
 Interception Return Yards
 QB Hurries 1 (2x) last vs. Georgia Southern (11/18/21)
 Pass Breakups
 Forced Fumbles

GAME 7: AUBURN



TRE WILLIAMS

55

Defensive Line | 6-5 | 255 | R-Senior
Columbia, Mo. | Missouri

QUICK HITS

- Tied career-high recording 2.0 sacks vs. Texas A&M.
- Tied career-high in tackles in first game in an Arkansas jersey against Rice.
- Played for Arkansas defensive coordinator Barry Odom when he was head coach at Missouri (2017-19).
- Spent January 2021 through April 2021 at Houston.
- One of two defensive line transfers to join Arkansas in 2021 from Missouri (Markell Utsey).
- 2017 SEC All-Freshman Team (Coaches).

CAREER STATS

	GP/GS	UA	A	TOT	TFL-YDS	SCK-YDS	FF	FR-YDS	INT-YDS	QBH	BRUP
2017*	11/0	15	5	20	4.0-16	3.0-14	1	0-0	0-0	5	0
2018*	12/6	7	13	11	5.0-26	2.5-22	0	0-0	0-0	3	0
2019*	11/8	13	11	24	3.0-15	1.0-8	0	0-0	0-0	5	0
2020*	8/4	13	8	21	2.5-20	2.0-19	1	0-0	0-0	3	0
2021	6/6	5	10	15	4.5-24	4.0-23	0	0-0	0-0	4	0
TOTAL	48/24	52	57	89	19.0-103	12.5-88	2	0-0	0-0	20	0

* 2017-20 at Missouri

GAME-BY-GAME STATS

	GP/GS	UA	A	TOT	TFL-YDS	SCK-YDS	FF	FR-YDS	INT-YDS	QBH	BRUP
RICE	1/1	0	5	5	0.0-0	0.0-0	0	0-0	0-0	1	0
TEXAS	1/1	0	2	2	0.5-2	0.5-2	0	0-0	0-0	0	0
GEORGIA SOUTHERN	1/1	1	3	4	2.0-9	1.5-8	0	0-0	0-0	0	0
vs. Texas A&M	1/1	4	0	4	2.0-13	2.0-13	0	0-0	0-0	3	0
at Georgia	1/1	0	0	0	0.0-0	0.0-0	0	0-0	0-0	0	0
at Ole Miss	1/1	0	0	0	0.0-0	0.0-0	0	0-0	0-0	0	0
AUBURN											
UAPB											
MISSISSIPPI STATE											
at LSU											
at Alabama											
MISSOURI											

SEASON HIGHS

Tackles 5 vs. Rice (9/4/21)
 Double-Figure Tackle Games
 Tackles For Loss 2.0 (2x) last vs. Texas A&M (9/25/21)
 Sacks 2.0 vs. Texas A&M (9/25/21)
 Interceptions
 Interception Return Yards
 QB Hurries 3 vs. Texas A&M (9/25/21)
 Pass Breakups
 Forced Fumbles

CAREER HIGHS

Tackles 5 (2x) vs. Rice (9/4/21)
 Double-Figure Tackle Games
 Tackles For Loss 2.0 (5x) last vs. Texas A&M (9/25/21)
 Sacks 2.0 (2x) last vs. Texas A&M (9/25/21)
 Interceptions
 Interception Return Yards
 QB Hurries 3 (2x) last vs. Texas A&M (9/25/21)
 Pass Breakups
 Forced Fumbles



ZACH WILLIAMS

56

Defensive Line | 6-4 | 255 | Junior
Little Rock, Ark. | Joe T. Robinson HS

QUICK HITS

- Set a career-high of seven tackles in the 2020 season opener against Georgia, recording his first career sack.
- Totaled 17 of his 22 tackles in 2020 over the season's first three weeks.
- Four-star prospect rated the No. 15 weakside defensive end in the country by 247Sports.
- Son of former Arkansas linebacker Rickey Williams (1984-87)

CAREER STATS

	GP/GS	UA	A	TOT	TFL-YDS	SCK-YDS	FF	FR-YDS	INT-YDS	QBH	BRUP
2019	9/0	6	6	12	0.0-0	0.0-0	0	0-0	0-0	0	0
2020	9/4	9	13	22	1.5-9	1.0-8	0	0-0	0-0	1	0
2021	5/0	4	9	13	3.0-6	1.5-5	1	0-0	0-0	1	0
TOTAL	24/4	19	28	47	4.5-15	2.5-13	1	0-0	0-0	2	0

GAME-BY-GAME STATS

	GP/GS	UA	A	TOT	TFL-YDS	SCK-YDS	FF	FR-YDS	INT-YDS	QBH	BRUP
RICE	1/0	2	2	4	0.5-2	0.5-2	0	0-0	0-0	0	0
TEXAS	1/0	1	1	2	1.5-3	1.0-3	1	0-0	0-0	0	0
GEORGIA SOUTHERN	1/0	0	3	3	0.0-0	0.0-0	0	0-0	0-0	1	0
vs. Texas A&M	1/0	0	2	2	0.0-0	0.0-0	0	0-0	0-0	0	0
at Georgia	1/0	1	1	2	1.0-1	0.0-0	0	0-0	0-0	0	0
at Ole Miss	1/0	0	0	0	0.0-0	0.0-0	0	0-0	0-0	0	0
AUBURN											
UAPB											
MISSISSIPPI STATE											
at LSU											
at Alabama											
MISSOURI											

SEASON HIGHS

Tackles 4 vs. Rice (9/4/21)
 Double-Figure Tackle Games
 Tackles For Loss 1.5 vs. Texas (9/11/21)
 Sacks 1.0 vs. Texas (9/11/21)
 Interceptions
 Interception Return Yards
 QB Hurries 1 vs. Georgia Southern (9/18/21)
 Pass Breakups
 Forced Fumbles 1 vs. Texas (9/11/21)

CAREER HIGHS

Tackles 7 vs. Georgia (9/26/20)
 Double-Figure Tackle Games
 Tackles For Loss 1.5 (2x) last vs. Texas (9/11/21)
 Sacks 1.0 (2x) last vs. Texas (9/11/21)
 Interceptions
 Interception Return Yards
 QB Hurries 1 (2x) last vs. Georgia Southern (9/18/21)
 Pass Breakups
 Forced Fumbles 1 vs. Texas (9/11/21)



WARREN THOMPSON

84

Wide Receiver | 6-3 | 205 | R-Junior
Seffner, Fla. | Florida State

QUICK HITS

- Made a career-long 60 yard touchdown grab against Georgia Southern.
- Transferred from Florida State, coming in initially as a walk-on, but was put on-scholarship in fall 2021. Enrolled at Arkansas in May 2021.
- During time at Florida State, played in 16 games with 11 receptions for 195 yards and one touchdown.
- Out of high school, rated a four-star recruit by 247Sports, No. 201 in ESPN300.

CAREER STATS

	GP/GS	RECEIVING				RUSHING					
		REC	YDS	AVG	TD	LNG	ATT	YDS	AVG	TD	LNG
2018*	4/0	0	0	0.0	0	0	0	0	0	0	0
2019*	6/0	6	91	15.2	0	51	0	0	0	0	0
2020*	6/1	5	104	20.8	1	33	0	0	0	0	0
2021	6/0	10	165	16.5	2	60	0	0	0	0	0
TOTAL	22/1	21	360	17.1	3	60	0	0	0	0	0

* 2018-20 at Florida State

GAME-BY-GAME STATS

	GP/GS	RECEIVING				RUSHING					
		REC	YDS	AVG	TD	LNG	ATT	YDS	AVG	TD	LNG
RICE	1/0	0	0	0	0	0	0	0	0	0	0
TEXAS	1/0	3	21	7.0	0	11	0	0	0	0	0
GEORGIA SOUTHERN	1/0	1	60	60.0	1	60	0	0	0	0	0
vs. Texas A&M	1/0	1	10	10.0	0	10	0	0	0	0	0
at Georgia	1/0	2	12	6.0	0	6	0	0	0	0	0
at Ole Miss	1/0	3	62	21.7	1	46	0	0	0	0	0
AUBURN											
UAPB											
MISSISSIPPI STATE											
at LSU											
at Alabama											
MISSOURI											

SEASON HIGHS

Receptions 3 (2x) last at Ole Miss (10/9/21)
 Receiving Yards 62 at Ole Miss (10/9/21)
 Receiving Touchdowns 1 (2x) last at Ole Miss (10/9/21)
 Long Reception 60 vs. Georgia Southern (9/18/21)

CAREER HIGHS

Receptions 3 (2x) last at Ole Miss (10/9/21)
 Receiving Yards 62 at Ole Miss (10/9/21)
 Receiving Touchdowns 1 (3x) last at Ole Miss (10/9/21)
 Long Reception 60 vs. Georgia Southern (9/18/21)



BLAKE KERN

87

Tight End | 6-4 | 265 | R-Senior
Lamar, Ark. | Lamar HS

QUICK HITS

- Finished fourth on the team in 2020 in receptions.
- Grabbed first career TD last year in the win over Tennessee.
- Led the team in receptions for the first time in his career making four grabs at Florida.
- Saw action in 2018 & 2019 on special teams and as a blocking tight end.
- 2018 and 2020 SEC Academic Honor Roll
- Did not see game action as a freshman and redshirt freshman in 2016 & 2017.
- Former walk-on that was awarded a scholarship before the 2019 season

CAREER STATS

	GP/GS	RECEIVING				RUSHING					
		REC	YDS	AVG	TD	LNG	ATT	YDS	AVG	TD	LNG
2018	10/0	0	0	0.0	0	0	0	0	0	0	0
2019	12/0	0	0	0.0	0	0	0	0	0	0	0
2020	10/5	20	201	10.1	2	35	0	0	0	0	0
2021	6/6	5	61	12.2	0	21	0	0	0	0	0
TOTAL	38/11	25	262	10.5	2	35	0	0	0	0	0

GAME-BY-GAME STATS

	GP/GS	RECEIVING				RUSHING					
		REC	YDS	AVG	TD	LNG	ATT	YDS	AVG	TD	LNG
RICE	1/1	1	14	14.0	0	14	0	0	0	0	0
TEXAS	1/1	2	8	4.0	0	7	0	0	0	0	0
GEORGIA SOUTHERN	1/1	1	21	21.0	0	21	0	0	0	0	0
vs. Texas A&M	1/1	0	0	0.0	0	0	0	0	0	0	0
at Georgia	1/1	1	18	18.0	0	0	0	0	0	0	0
at Ole Miss	1/1	0	0	0.0	0	0	0	0	0	0	0
AUBURN											
UAPB											
MISSISSIPPI STATE											
at LSU											
at Alabama											
MISSOURI											

SEASON HIGHS

Receptions 2 vs. Texas (9/11/21)
 Receiving Yards 21 vs. Georgia Southern (9/18/21)
 Receiving Touchdowns
 Long Reception 21 vs. Georgia Southern (9/18/21)

CAREER HIGHS

Receptions 4 (2x) last at Florida (11/14/20)
 Receiving Yards 59 at Auburn (10/10/20)
 Receiving Touchdowns 1 (2x) last at Missouri (12/5/20)
 Long Reception 35 at Auburn (10/10/20)



ISAIAH NICHOLS

93

Defensive Line | 6-3 | 281 | R-Junior
Springdale, Ark. | Springdale HS

QUICK HITS

- Set a career-best making 24 tackles in nine game in 2020.
- Recorded 1.0 TFL and 0.5 SKs in the 2019 season finale against Missouri.
- Consensus three-star prospect out of high school.
- Recorded 43 tackles for loss his final two seasons in high school.
- Finalist for Hooten's Class 7A/6A Defensive Player of the Year.

CAREER STATS

	GP/GS	UA	A	TOT	TFL-YDS	SCK-YDS	FF	FR-YDS	INT-YDS	QBH	BRUP
2018	3/0	1	0	1	0.0-0	0.0-0	0	0-0	0-0	0	0
2019	12/0	7	10	17	1.0-3	0.5-1	0	0-0	0-0	0	0
2020	9/7	6	18	24	0.5-1	0.5-1	0	0-0	0-0	1	0
2021	6/3	1	4	5	1.5-8	1.0-7	0	0-0	0-0	0	0
TOTAL	30/10	15	32	47	3.0-12	2.0-9	0	0-0	0-0	1	0

GAME-BY-GAME STATS

	GP/GS	UA	A	TOT	TFL-YDS	SCK-YDS	FF	FR-YDS	INT-YDS	QBH	BRUP
RICE	1/1	1	0	1	1.0-7	1.0-7	0	0-0	0-0	0	0
TEXAS	1/1	0	3	3	0.5-1	0.0-0	0	0-0	0-0	0	0
GEORGIA SOUTHERN	1/1	0	1	1	0.0-0	0.0-0	0	0-0	0-0	0	0
vs. Texas A&M	1/0	0	0	0	0.0-0	0.0-0	0	0-0	0-0	0	0
at Georgia	1/0	0	0	0	0.0-0	0.0-0	0	0-0	0-0	0	0
at Ole Miss	1/0	0	0	0	0.0-0	0.0-0	0	0-0	0-0	0	0
AUBURN											
UAPB											
MISSISSIPPI STATE											
at LSU											
at Alabama											
MISSOURI											

SEASON HIGHS

Tackles	3 vs. Texas (9/11/21)
Tackles For Loss	1.0 vs. Rice (9/4/21)
Sacks	1.0 vs. Rice (9/4/21)
Interceptions	
Interception Return Yards	
QB Hurries	
Pass Breakups	
Forced Fumbles	

CAREER HIGHS

Tackles	6 vs. Alabama (12/12/20)
Tackles For Loss	1.0 vs. Rice (9/4/21)
Sacks	1.0 (2x) last vs. Rice (9/4/21)
Interceptions	
Interception Return Yards	
QB Hurries	
Pass Breakups	
Forced Fumbles	



JOHN RIDGEWAY

99

Defensive Line | 6-6 | 320 | R-Senior
Bloomington, Ill. | Illinois State

QUICK HITS

- In spring of 2021, named All-MVFC first team, leading the Redbirds in tackles
- Named All-MVFC Honorable Mention in 2019, part of a defensive that ranked No. 4 in FCS in scoring defense (16.0 ppg) and reached the FCS Playoffs Quarterfinals with a No. 13 ranking
- Named FCS Freshman All-American by Phil Steele and MVFC All-Newcomer Team member in 2018.
- Transitioned from offensive to defensive line ahead of first season at Illinois State.
- In high school, was a four year letterwinner in wrestling, winning the Illinois state title in 2017.

CAREER STATS

	GP/GS	UA	A	TOT	TFL-YDS	SCK-YDS	FF	FR-YDS	INT-YDS	QBH	BRUP
2018*	11/10	9	21	30	2.0-4	1.0-3	0	1-32	0-0	0	0
2019*	15/15	28	22	50	3.0-5	0.0-0	1	0-0	0-0	0	2
2021*	4/4	14	8	22	3.0-10	0.0-0	0	0-0	1-6	3	1
2021	5/4	3	17	20	2.5-8	1.0-5	0	0-0	0-0	1	0
TOTAL	35/33	54	68	122	10.5-27	2.0-8	1	1-32	1-6	4	3

* 2018-21 at Illinois State (Including 2021 spring season)

GAME-BY-GAME STATS

	GP/GS	UA	A	TOT	TFL-YDS	SCK-YDS	FF	FR-YDS	INT-YDS	QBH	BRUP
RICE								-- DNP --			
TEXAS	1/0	3	3	6	1.0-5	1.0-5	0	0-0	0-0	0	0
GEORGIA SOUTHERN	1/1	0	4	4	1.0-1	0.0-0	0	0-0	0-0	0	0
vs. Texas A&M	1/1	0	1	1	0.5-2	0.0-0	0	0-0	0-0	1	0
at Georgia	1/1	0	7	7	0.0-0	0.0-0	0	0-0	0-0	0	0
at Ole Miss	1/1	0	2	2	0.0-0	0.0-0	0	0-0	0-0	0	0
AUBURN											
UAPB											
MISSISSIPPI STATE											
at LSU											
at Alabama											
MISSOURI											

SEASON HIGHS

Tackles	7 at Georgia (10/2/21)
Tackles For Loss	1.0 (2x) last vs. Georgia Southern (9/18/21)
Sacks	1.0 vs. Texas (9/11/21)
Interceptions	
Interception Return Yards	
QB Hurries	1 vs. vs. Texas A&M (9/25/21)
Pass Breakups	
Forced Fumbles	

CAREER HIGHS

Tackles	9 vs. North Dakota State (10/5/19)*
Tackles For Loss	1.0 (8x) last vs. Georgia Southern (9/18/21)
Sacks	1.0 (2x) last vs. Texas (9/11/21)
Interceptions	1 vs. South Dakota (2/27/21)*
Interception Return Yards	6 vs. South Dakota (2/27/21)*
QB Hurries	2 vs. South Dakota (2/27/21)*
Pass Breakups	2 at Northern Illinois (8/31/19)*
Forced Fumbles	1 vs. Indiana State (10/26/19)*

* at Illinois State

GAME 7: AUBURN

GAME 1 ||| RICE

Rice (0-1) 17
Arkansas (1-0) 38

September 4, 2021 | Fayetteville, Ark.
Donald W. Reynolds Razorback Stadium | Time: 1 p.m. | Attendance: 64,065
TV: SECN+/ESPN+ > Mike Couzens (PBP), Dustin Fox (Analyst) & Tera Talmadge (Sideline)

SCORING SUMMARY

	1st	2nd	3rd	4th	Final
Rice	0	10	7	0	17
Arkansas	7	0	10	21	38

QTR. TEAM SCORING PLAY

1st	ARK	Jefferson 34 yd run (Little kick), 8-80 2:32
2nd	RICE	RICCITELLI 25 yd field goal, 6-14 2:59
	RICE	MYERS 1 yd run (RICCITELLI kick), 8-41 2:21
3rd	RICE	PITRE III. 41 yd pass from (RICCITELLI kick), 2-56 0:48
	ARK	Jefferson 5 yd run (Little kick), 6-57 2:10
	ARK	Little 34 yd field goal, 11-65 4:24
4th	ARK	Smith 2 yd run (Little kick), 3-4 1:07
	ARK	Morris 9 yd pass from (Little kick), 4-68 1:47
	ARK	D. Johnson 3 yd run (Little kick), 4-16 1:39

TEAM STATISTICS

	RICE	ARKANSAS
FIRST DOWNS	19	18
RUSHES-YARDS (NET)	39-81	44-245
PASSING YDS (NET)	227	128
Passes Att-Comp-Int.	35-17-3	21-12-1
TOTAL OFFENSE PLAYS-YARDS	74-308	65-373
Fumble Returns-Yards	0-0	0-0
Punt Returns-Yards	0-19	0-4
Kickoff Returns-Yards	1-16	4-108
Interception Returns-Yards	1-0	3-88
Punts (Number-Avg)	6-40.3	6-31.7
Fumbles-Lost	1-0	2-0
Penalties-Yards	10-60	13-117
Possession Time	33:54	26:06
Third-Down Conversions	4 of 16	3 of 11
Fourth-Down Conversions	1 of 2	0 of 1
Red-Zone Scores-Chances	2-4	5-5
Sacks By: Number-Yards	2-0	2-0



DB JALEN CATALON picked off a pair of passes and made 11 tackles to lead a stout Arkansas defense that produced three interceptions in the opener vs. Rice.

RICE

RUSHING	Att.	Gain	Lost	Net	TD	Long	Avg.
GRIFFIN, Khalan	13	36	1	35	0	7	2.7
MYERS, Jordan	10	26	3	23	1	7	2.3
BROUSSARD, Ari	6	19	0	19	0	5	3.2
MCCAFFREY, Luke	4	9	1	8	0	5	2.0
SUCKLEY, B.	1	7	0	7	0	7	7.0
MONTGOMERY, C.	1	0	2	-2	0	0	-2.0
GREEN, Wiley	4	2	11	-9	0	1	-2.2
Totals...	39	99	18	81	1	7	2.1

PASSING	Comp.	Att.	Int	Yds	TDs	Long	Sack
GREEN, Wiley	12	25	3	152	1	41	2
MCCAFFREY, Luke	5	10	0	75	0	35	0
Totals...	17	35	3	227	1	41	2

RECEIVING	No.	Yds	TD	Long
PITRE III, A.	4	97	1	41
BAILEY, Jake	4	47	0	20
ROZNER, Bradley	2	30	0	20
BULL, Jaeger	2	14	0	10
MYERS, Jordan	2	11	0	11
PATTERSON, C.	1	15	0	15
FRENCH, Robert	1	8	0	8
BRADLEY, Jack	1	5	0	5
Totals...	17	227	1	41

PUNTING	No.	Yds	Avg.	Long	I20	50+	TB
MEENDES, Charlie	6	242	40.3	49	2	0	2

FIELD GOALS	Made	Att.	Long	Kicks
RICCITELLI, C.	1	2	25	36x, 25

ARKANSAS

RUSHING	Att.	Gain	Lost	Net	TD	Long	Avg.
Trelon Smith	22	102	0	102	1	20	4.6
K.J. Jefferson	9	102	13	89	2	38	9.9
Raheim Sanders	7	44	0	44	0	12	6.3
D. Johnson	4	16	0	16	1	7	4.0
Treyton Burks	1	0	2	-2	0	0	-2.0
TEAM	1	0	4	-4	0	0	-4.0
Totals...	44	264	19	245	4	38	5.6

PASSING	Comp.	Att.	Int	Yds	TDs	Long	Sack
K.J. Jefferson	12	21	1	128	1	31	2

RECEIVING	No.	Yds	TD	Long
Treyton Burks	5	42	0	17
Tyson Morris	3	42	1	31
De'Vion Warren	2	14	0	10
K. Jackson Jr.	1	16	0	16
Blake Kern	1	14	0	14
Totals...	12	128	1	31

PUNTING	No.	Yds	Avg.	Long	I20	50+	TB
Reid Bauer	5	190	38.0	45	1	0	0
TEAM	1	0	0.0	0	0	0	0
Totals...	6	190	31.7	45	1	0	0

FIELD GOALS	Made	Att.	Long	Kicks
Cam Little	1	1	34	34

#15/#15 Texas (1-1).....21
Arkansas (2-0).....40

September 11, 2021 | Fayetteville, Ark.
Donald W. Reynolds Razorback Stadium | Time: 6 p.m. | Attendance: 74,531
TV: ESPN > Joe Tessitore (PBP), Greg McElroy (Analyst) & Katie George (Sideline)

SCORING SUMMARY

	1st	2nd	3rd	4th	Final
Texas	0	0	7	14	21
Arkansas	3	13	17	7	40

QTR. TEAM SCORING PLAY

1st	ARK	Little 24 yd field goal, 12:57 5:29
2nd	ARK	D. Johnson 5 yd run (Little kick), 7:66 2:48
	ARK	Little 24 yd field goal, 4:12 1:15
	ARK	Little 44 yd field goal, 7:53 3:02
3rd	TEX	B. Robinson 1 yd run (Dicker kick), 6:26 2:31
	ARK	T. Smith 1 yd run (Cam Little kick), 6:81 1:56
	ARK	Little 22 yd field goal, 10:38 4:05
	ARK	Sanders 26 yd run (Little kick), 1:32 0:10
4th	TEX	Thompson 5 yd run (Dicker kick), 10:75 3:17
	ARK	Green 30 yd run (Little kick), 8:75 5:06
	TEX	Thompson 2 yd run (Dicker kick), 14:75 6:01

TEAM STATISTICS

	TEXAS	ARKANSAS
FIRST DOWNS.....	15	21
RUSHES-YARDS (NET).....	41-138	47-333
PASSING YDS (NET).....	118	138
Passes Att-Comp-Int.....	23-13-0	19-14-1
TOTAL OFFENSE PLAYS-YARDS.....	64-256	66-471
Fumble Returns-Yards.....	0-0	1-6
Punt Returns-Yards.....	0-0	2-9
Kickoff Returns-Yards.....	2-38	1-19
Interception Returns-Yards.....	1-9	0-0
Punts (Number-Avg).....	6-39.3	2-40.0
Fumbles-Lost.....	2-1	1-0
Penalties-Yards.....	4-20	4-40
Possession Time.....	28:57	31:03
Third-Down Conversions.....	4 of 13	5 of 12
Fourth-Down Conversions.....	1 of 2	1 of 1
Red-Zone Scores-Chances.....	3-3	5-6
Sacks By: Number-Yards.....	0-0	3-13



LB HAYDEN HENRY fueled a fiery Arkansas defense that did not allow a play longer than 25 yards in the win. Henry made a career-best 15 tackles with 2.5 TFLs to earn Walter Camp Defensive Player of the Week honors.

TEXAS

RUSHING	Att.	Gain	Lost	Net	TD	Long	Avg.
Robinson,Bijan	19	77	8	69	1	20	3.6
Thompson,Casey	7	44	0	44	2	9	6.3
Card,Hudson	8	23	10	13	0	5	1.6
Robinson,Keilan	6	11	2	9	0	6	1.5
Johnson,Roschon	1	3	0	3	0	3	3.0
Totals...	41	158	20	138	3	20	3.4

PASSING	Comp.	Att.	Int	Yds	TDs	Long	Sack
Card,Hudson	8	15	0	61	0	25	3
Thompson,Casey	5	8	0	57	0	16	0
Totals...	13	23	0	118	0	25	3

RECEIVING	No.	Yds	TD	Long
Whittington,Jor	5	32	0	15
Worthy,Xavier	2	41	0	25
Dixon,Kelvontay	2	26	0	15
Johnson,Roschon	2	15	0	9
Robinson,Bijan	1	4	0	4
Davis,Juan	1	0	0	0
Totals...	13	118	0	25

PUNTING	No.	Yds	Avg.	Long	I20	50+	TB
Dicker,Cameron	5	236	47.2	54	2	2	0
TEAM	1	0	0.0	0	0	0	0
Totals...	6	236	39.3	54	2	2	0

FIELD GOALS	Made	Att.	Long	Kicks
-------------	------	------	------	-------

ARKANSAS

RUSHING	Att.	Gain	Lost	Net	TD	Long	Avg.
Trelon Smith	12	78	3	75	1	22	6.2
KJ Jefferson	10	75	2	73	0	34	7.3
AJ Green	7	68	1	67	1	30	9.6
Raheim Sanders	8	50	0	50	1	26	6.2
D. Johnson	6	45	1	44	1	19	7.3
Malik Hornsby	1	29	0	29	0	29	29.0
Josh Oglesby	1	2	0	2	0	2	2.0
TEAM	2	0	7	-7	0	0	-3.5
Totals...	47	347	14	333	4	34	7.1

PASSING	Comp.	Att.	Int	Yds	TDs	Long	Sack
KJ Jefferson	14	19	1	138	0	45	0

RECEIVING	No.	Yds	TD	Long
Treyton Burks	5	37	0	20
Warren Thompson	3	21	0	11
Blake Kern	2	8	0	7
Tyson Morris	1	45	0	45
Trelon Smith	1	10	0	10
AJ Green	1	9	0	9
De'Vion Warren	1	8	0	8
Totals...	14	138	0	45

PUNTING	No.	Yds	Avg.	Long	I20	50+	TB
Reid Bauer	2	80	40.0	47	0	0	0

FIELD GOALS	Made	Att.	Long	Kicks
Cam Little	4	4	44	24,24,44,22

GAME 3 ||| GEORGIA SOUTHERN

Georgia Southern (1-2).....10
#20/#24 Arkansas (3-0).....45

September 18, 2021 | Fayetteville, Ark.

Donald W. Reynolds Razorback Stadium | Time: 3 p.m. | Attendance: 66,311

TV: SECN > Dave Neal (PBP), Deuce McAllister (Analyst) & Andraya Carter (Sideline)

SCORING SUMMARY

	1st	2nd	3rd	4th	Final
Georgia Southern	0	0	7	14	21
Arkansas	3	13	17	7	40

QTR. TEAM SCORING PLAY

1st	ARK	T. Smith 13 yd run (Little kick), 4-73 1:12
	ARK	D. Johnson 11 yd run (Little kick), 15-94 6:30
2nd	ARK	T. Morris 14 yd pass from KJ Jefferson (Little kick), 7-99 1:56
	GS	Tomlin 76 yd run (Raynor,Alex kick), 3-75 1:20
	ARK	Little 25 yd field goal, 7-73 2:48
	GS	Raynor 32 yd field goal, 12-60 2:23
3rd	ARK	W. Thompson 60 yd pass from KJ Jefferson (Little kick), 4-80 1:27
	ARK	Burks 91 yd pass from KJ Jefferson (Little kick), 1-91 0:14
4th	ARK	Hornsby 6 yd run (Little kick), 12-66 5:37

TEAM STATISTICS

	GA. SOUTHERN	ARKANSAS
FIRST DOWNS.....	11	27
RUSHES-YARDS (NET).....	35-152	48-269
PASSING YDS (NET).....	81	364
Passes Att-Comp-Int.....	28-13-0	25-14-0
TOTAL OFFENSE PLAYS-YARDS.....	63-233	73-633
Fumble Returns-Yards.....	0-0	0-0
Punt Returns-Yards.....	0-0	3-13
Kickoff Returns-Yards.....	0-0	2-36
Interception Returns-Yards.....	0-0	0-0
Punts (Number-Avg).....	10-48.0	5-43.4
Fumbles-Lost.....	2-0	0-0
Penalties-Yards.....	8-50	9-93
Possession Time.....	26:54	33:06
Third-Down Conversions.....	5 of 18	7 of 15
Fourth-Down Conversions.....	1 of 2	1 of 1
Red-Zone Scores-Chances.....	1-1	5-5
Sacks By: Number-Yards.....	0-0	2-13



QB KJ JEFFERSON passed for a career-high 366 yards and three TDs in leading the Razorbacks to the eighth most total yards in school history with 633 in the team's third straight win to open the year.

GEORGIA SOUTHERN

RUSHING	Att.	Gain	Lost	Net	TD	Long	Avg.
Tomlin,Justin	10	94	29	65	1	76	6.5
Wright,Logan	9	37	0	37	0	8	4.1
Green,Gerald	8	22	2	20	0	19	2.5
Hood,Khaleb	4	20	0	20	0	9	5.0
White,Jalen	4	10	0	10	0	4	2.5
Totals...	35	183	31	152	1	76	4.3

PASSING	Comp.	Att.	Int	Yds	TDs	Long	Sack
Tomlin,Justin	11	23	0	65	0	14	2
Ransom,Cam	2	5	0	16	0	10	0
Totals...	13	28	0	81	0	14	2

RECEIVING	No.	Yds	TD	Long
Hood,Khaleb	6	42	0	14
Wright,Logan	2	15	0	9
Johnson,Beau	2	1	0	1
Carter Jr.,D.	1	10	0	10
White,Jalen	1	10	0	10
Jones,Amare	1	3	0	3
Totals...	13	81	0	14

PUNTING	No.	Yds	Avg.	Long	I20	50+	TB
Beck II,Anthony	10	480	48.0	59	4	4	1

FIELD GOALS	Made	Att.	Long	Kicks
Raynor,Alex	1	1	32	32

ARKANSAS

RUSHING	Att.	Gain	Lost	Net	TD	Long	Avg.
D. Johnson	5	72	0	72	1	48	14.4
Raheim Sanders	10	45	2	43	0	11	4.3
Trelon Smith	8	40	1	39	1	13	4.9
AJ Green	7	37	0	37	0	17	5.3
Malik Hornsby	5	32	10	22	1	13	4.4
Javion Hunt	4	19	0	19	0	11	4.8
KJ Jefferson	5	21	3	18	0	17	3.6
Josh Oglesby	3	17	0	17	0	9	5.7
Treyton Burks	1	2	0	2	0	2	2.0
Totals...	48	285	16	269	3	48	5.6

PASSING	Comp.	Att.	Int	Yds	TDs	Long	Sack
KJ Jefferson	13	23	0	366	3	91	0
Malik Hornsby	1	1	0	-2	0	0	0
Jones,John Step	0	1	0	0	0	0	0
Totals...	14	25	0	364	3	91	0

RECEIVING	No.	Yds	TD	Long
Treyton Burks	3	127	1	91
De'Vion Warren	3	67	0	44
Tyson Morris	2	61	1	47
AJ Green	2	20	0	18
J. Crawford	2	8	0	10
Warren Thompson	1	60	1	60
Blake Kern	1	21	0	21
Totals...	14	364	3	91

PUNTING	No.	Yds	Avg.	Long	I20	50+	TB
Reid Bauer	5	217	43.4	60	1	1	0

FIELD GOALS	Made	Att.	Long	Kicks
Cam Little	1	1	25	25

GAME 4 ||| vs. TEXAS A&M

#7/#5 Texas A&M (3-1, 0-1)10
 #16/#18 Arkansas (4-0, 1-0).....20

September 25, 2021 | Arlington, Texas
 AT&T Stadium | Time: 2:30 p.m. | Attendance: 57,992
 TV: CBS > Brad Nessler (PBP), Gary Danielson (Analyst) & Jamie Erdahl (Sideline)

SCORING SUMMARY

	1st	2nd	3rd	4th	Final
Texas A&M	0	3	7	0	10
Arkansas	10	7	0	3	20

QTR. TEAM SCORING PLAY

1st	ARK	Little 46 yd field goal, 8-57 3:17
	ARK	Burks 85 yd pass from KJ Jefferson (Little kick), 1-80 0:11
2nd	ARK	AJ Green 48 yd pass from KJ Jefferson (Little kick), 4-82 1:22
	TAMU	Small 49 yd field goal, 9-46 2:08
3rd	TAMU	Spiller 67 yd run (Small kick), 3-75 1:16
4th	ARK	Little 24 yd field goal, 9-42 3:21

TEAM STATISTICS

	TEXAS A&M	ARKANSAS
FIRST DOWNS	16	20
RUSHES-YARDS (NET)	23-121	49-197
PASSING YDS (NET)	151	246
Passes Att-Comp-Int	36-20-1	19-9-0
TOTAL OFFENSE PLAYS-YARDS	59-272	68-443
Fumble Returns-Yards	0-0	0-0
Punt Returns-Yards	0-0	3-3
Kickoff Returns-Yards	1-32	0-0
Interception Returns-Yards	0-0	1-0
Punts (Number-Avg)	8-45.8	6-40.0
Fumbles-Lost	1-0	2-0
Penalties-Yards	11-75	10-65
Possession Time	29:10	30:50
Third-Down Conversions	4 of 14	3 of 13
Fourth-Down Conversions	0 of 1	0 of 1
Red-Zone Scores-Chances	0-0	1-2
Sacks By: Number-Yards	2-13	3-14



THE ARKANSAS OFFENSIVE LINE paved the way for 197 yards on the ground against Texas A&M's No. 1 ranked rush defense in the Hogs' first win against the Aggies since 2011.

TEXAS A&M

RUSHING	Att.	Gain	Lost	Net	TD	Long	Avg.
Spiller,Isaiah	12	103	8	95	1	67	7.9
Achane,Devon	5	24	0	24	0	8	4.8
Calzada,Zach	5	16	14	2	0	11	0.4
TEAM	1	0	0	0	0	0	0.0
Totals...	23	143	22	121	1	67	5.

PASSING	Comp.	Att.	Int	Yds	TDs	Long	Sack
Calzada,Zach	20	36	1	151	0	23	3

RECEIVING	No.	Yds	TD	Long
Achane,Devon	6	18	0	14
Spiller,Isaiah	5	26	0	19
Preston,Jalen	3	33	0	11
Smith,Ainias	2	35	0	23
Demas,DeMond	2	13	0	8
Wydermyer,Jalen	1	18	0	18
Wright,Max	1	8	0	8
Totals...	20	151	0	23

PUNTING	No.	Yds	Avg.	Long	I20	50+	TB
Constantinou,N.	8	366	45.8	57	5	3	1

FIELD GOALS	Made	Att.	Long	Kicks
Small,Seth	1	1	49	49

ARKANSAS

RUSHING	Att.	Gain	Lost	Net	TD	Long	Avg.
Trelon Smith	17	88	6	82	0	19	4.8
KJ Jefferson	8	55	5	50	0	19	6.2
Raheim Sanders	6	27	0	27	0	12	4.5
D. Johnson	6	24	5	19	0	16	3.2
Treyton Burks	1	14	0	14	0	14	14.0
Malik Hornsby	6	25	13	12	0	16	2.0
AJ Green	3	3	5	-2	0	3	-0.7
TEAM	2	0	5	-5	0	0	-2.5
Totals...	49	236	39	197	0	19	4.0

PASSING	Comp.	Att.	Int	Yds	TDs	Long	Sack
KJ Jefferson	7	15	0	212	2	85	1
Malik Hornsby	1	3	0	7	0	7	1
Warren Thompson	1	1	0	27	0	27	0
Totals...	9	19	0	246	2	85	2

RECEIVING	No.	Yds	TD	Long
Treyton Burks	6	167	1	85
AJ Green	1	48	1	48
Tyson Morris	1	21	0	21
Warren Thompson	1	10	0	10
Totals...	9	246	2	85

PUNTING	No.	Yds	Avg.	Long	I20	50+	TB
Reid Bauer	6	240	40.0	45	2	0	0

FIELD GOALS	Made	Att.	Long	Kicks
Cam Little	2	2	46	46,24

#8/#11 Arkansas (4-1, 1-1)..... 0
 #2/#2 Georgia (5-0, 3-0)..... 37

October 2, 2021 | Athens, Ga.

Sanford Stadium | Time: 11:00 a.m. | Attendance: 92,746

TV: ESPN > Chris Fowler (PBP), Kirk Herbstreit (Analyst) & Holly Rowe (Sideline)

SCORING SUMMARY


	1st	2nd	3rd	4th	Final
Arkansas	0	0	0	0	0
Georgia	21	3	3	10	37

QTR. TEAM SCORING PLAY

1st	UGA	Z. White 3 yd run (Podlesny kick), 9-75 4:14
	UGA	K. Milton 1 yd run (Podlesny kick), 9-56 4:46
	UGA	Z. White 0 yd blocked punt return (Podlesny kick)
2nd	UGA	Podlesny 46 yd field goal, 9-51 4:39
3rd	UGA	Podlesny 30 yd field goal, 10-33 4:27
4th	UGA	Z. White 15 yd run (Podlesny kick), 11-93 5:50
	UGA	Podlesny 37 yd field goal, 10-42 6:40

TEAM STATISTICS

	ARKANSAS	GEORGIA
FIRST DOWNS.....	9	22
RUSHES-YARDS (NET).....	29-75	56-273
PASSING YDS (NET).....	87	72
Passes Att-Comp-Int.....	16-10-0	11-7-0
TOTAL OFFENSE PLAYS-YARDS.....	45-162	67-345
Fumble Returns-Yards.....	0-0	0-0
Punt Returns-Yards.....	1-10	4-8
Kickoff Returns-Yards.....	2-15	0-0
Interception Returns-Yards.....	0-0	0-0
Punts (Number-Avg).....	8-37.0	2-43.5
Fumbles-Lost.....	3-0	0-0
Penalties-Yards.....	13-101	6-40
Possession Time.....	23:28	36:32
Third-Down Conversions.....	3 of 12	4 of 12
Fourth-Down Conversions.....	0 of 0	2 of 2
Red-Zone Scores-Chances.....	0-1	5-5
Sacks By: Number-Yards.....	0-0	4-25



LB GRANT MORGAN led the Razorbacks with 12 tackles, including one tackle for loss, in the loss at No. 2 Georgia.

ARKANSAS

RUSHING	Att.	Gain	Lost	Net	TD	Long	Avg.
AJ Green	6	28	0	28	0	10	4.7
Raheim Sanders	6	21	0	21	0	10	3.5
Malik Hornsby	4	17	6	11	0	11	2.8
D. Johnson	2	6	0	6	0	4	3.0
KJ Jefferson	8	27	22	5	0	14	0.6
Trelon Smith	3	4	0	4	0	2	1.3
Totals...	29	103	28	75	0	14	2.6

PASSING	Comp.	Att.	Int	Yds	TDs	Long	Sack
KJ Jefferson	8	13	0	65	0	22	3
Malik Hornsby	2	3	0	22	0	19	1
Totals...	10	16	0	87	0	22	4

RECEIVING	No.	Yds	TD	Long
Treyton Burks	3	10	0	5
Warren Thompson	2	12	0	6
Raheim Sanders	1	22	0	22
J.D. White	1	19	0	19
Blake Kern	1	18	0	18
Tyson Morris	1	9	0	9
AJ Green	1	-3	0	0
Totals...	10	87	0	22

PUNTING	No.	Yds	Avg.	Long	I20	50+	TB
Reid Bauer	7	296	42.3	53	3	1	0
TEAM	1	0	0.0	0	0	0	0
Totals...	8	296	37.0	53	3	1	0

FIELD GOALS	Made	Att.	Long	Kicks
Cam Little	0	1		37x

GEORGIA

RUSHING	Att.	Gain	Lost	Net	TD	Long	Avg.
Cook, James	12	87	0	87	0	24	7.2
White, Zamir	16	68	0	68	2	15	4.2
McIntosh, Kenny	10	60	3	57	0	15	5.7
Milton, Kendall	12	49	1	48	1	11	4.0
Bennett, Stetson	3	16	0	16	0	9	5.3
Edwards, Daijun	3	0	3	-3	0	0	-1.0
Totals...	56	280	7	273	3	24	4.9

PASSING	Comp.	Att.	Int	Yds	TDs	Long	Sack
Bennett, Stetson	7	11	0	72	0	27	0

RECEIVING	No.	Yds	TD	Long
McConkey, Ladd	3	27	0	16
McIntosh, Kenny	1	27	0	27
Jackson, Kearis	1	7	0	7
Meeks, Jackson	1	6	0	6
Burton, Jermaine	1	5	0	5
Totals...	7	72	0	27

PUNTING	No.	Yds	Avg.	Long	I20	50+	TB
Camarda, Jake	2	87	43.5	47	0	0	0

FIELD GOALS	Made	Att.	Long	Kicks
Podlesny, Jack	3	3	46	46, 30, 37

GAME 6 ||| at OLE MISS

#13/#16 Arkansas (4-2, 1-2).....51
 #17/#17 Ole Miss (4-1, 1-1) 52

October 9, 2021 | Oxford, Miss.

Vaught-Hemmingway Stadium | Time: 11:00 a.m. | Attendance: 60,256

TV: ESPN > Joe Tessitore (PBP), Greg McElroy (Analyst) & Katie George (Sideline)

SCORING SUMMARY

	1st	2nd	3rd	4th	Final
Arkansas	7	7	17	20	51
Ole Miss	0	21	10	21	52

QTR.	TEAM	SCORING PLAY
1st	ARK	KJ Jefferson 5 yd run (Little kick), 15-82 6:55
2nd	MISS	Corral 5 yd run (Costa kick failed), 17-75 5:42
	ARK	Smith 14 yd run (Little kick), 9-75 3:03
	MISS	Drummond 67 yd pass from Corral (Corral rush), 2-83 0:33
	MISS	Corral 7 yd run (Costa kick), 9-68 2:39
3rd	MISS	Costa 50 yd field goal, 8-42 3:22
	ARK	Knox 3 yd pass from KJ Jefferson (Little kick), 9-75 4:00
	ARK	Little 31 yd field goal, 5-20 1:53
	MISS	Conner 51 yd run (Costa kick), 3-79 0:44
	ARK	KJ Jefferson 6 yd run (Little kick), 4-75 1:52
4th	MISS	Conner 34 yd run (Costa kick), 10-75 3:29
	ARK	Burks 20 yd pass from KJ Jefferson (Little kick), 4-86 1:52
	MISS	Conner 1 yd run (Costa kick), 7-75 2:11
	ARK	KJ Jefferson 10 yd run (Little kick), 8-65 2:37
	MISS	Sanders 68 yd pass from Corral (Costa kick), 2-75 0:15
	ARK	Thompson 9 yd pass from KJ Jefferson (Burks pass failed), 9-75 1:07

TEAM STATISTICS

	ARKANSAS	OLE MISS
FIRST DOWNS.....	38	22
RUSHES-YARDS (NET).....	58-350	49-324
PASSING YDS (NET).....	326	287
Passes Att-Comp-Int.....	35-25-1	21-14-0
TOTAL OFFENSE PLAYS-YARDS.....	93-676	70-611
Fumble Returns-Yards.....	0-0	0-0
Punt Returns-Yards.....	1-4	1-30
Kickoff Returns-Yards.....	3-60	2-32
Interception Returns-Yards.....	0-0	1-0
Punts (Number-Avg).....	2-45.0	3-44.0
Fumbles-Lost.....	3-1	0-0
Penalties-Yards.....	4-25	8-75
Possession Time.....	35:35	24:25
Third-Down Conversions.....	7 of 13	5 of 14
Fourth-Down Conversions.....	2 of 2	4 of 5
Red-Zone Scores-Chances.....	8-8	3-3
Sacks By: Number-Yards.....	0-0	1-7



QB KJ JEFFERSON was the best QB on the field in Oxford, passing for a 326 yards and three TDs while adding three more TDs on the ground with 85 yards rushing to account for six scores and 411 total yards.

ARKANSAS

RUSHING	Att.	Gain	Lost	Net	TD	Long	Avg.
Raheim Sanders	17	139	0	139	0	42	8.2
Trelon Smith	11	86	1	85	1	19	7.7
KJ Jefferson	20	95	10	85	3	11	4.2
D. Johnson	4	19	0	19	0	9	4.8
AJ Green	3	16	0	16	0	11	5.3
De'Vion Warren	1	11	0	11	0	11	11.0
Treyton Burks	1	1	0	1	0	1	1.0
Malik Hornsby	1	0	6	-6	0	0	-6.0
Totals...	58	367	17	350	4	42	6.0

PASSING	Comp.	Att.	Int	Yds	TDs	Long	Sack
KJ Jefferson	25	35	1	326	3	46	1

RECEIVING	No.	Yds	TD	Long
Treyton Burks	7	136	1	37
Trey Knox	5	37	1	15
Warren Thompson	4	76	1	46
Raheim Sanders	3	26	0	16
Tyson Morris	3	26	0	15
De'Vion Warren	1	12	0	12
D. Johnson	1	11	0	11
Trelon Smith	1	2	0	2
Totals...	25	326	3	46

PUNTING	No.	Yds	Avg.	Long	I20	50+	TB
Reid Bauer	2	90	45.0	53	0	1	0

FIELD GOALS	Made	Att.	Long	Kicks
Cam Little	1	2	31	50x,31

OLE MISS

RUSHING	Att.	Gain	Lost	Net	TD	Long	Avg.
Parrish Jr., Hen	18	113	2	111	0	33	6.2
Conner, Snoop	12	112	2	110	3	51	9.2
Corral, Matt	15	96	2	94	2	13	6.3
Pearson, Jahcour	2	7	0	7	0	6	3.5
Plumlee, John Rh	1	4	0	4	0	4	4.0
Bullock, Kentrel	1	0	2	-2	0	0	-2.0
Totals...	49	332	8	324	5	51	6.6

PASSING	Comp.	Att.	Int	Yds	TDs	Long	Sack
Corral, Matt	14	21	0	287	2	68	0

RECEIVING	No.	Yds	TD	Long
Sanders, Braylon	2	127	1	68
Drummond, Dontar	2	78	1	67
Plumlee, John Rh	2	32	0	26
Rogers, Chase	2	22	0	14
Pearson, Jahcour	2	12	0	8
Jackson, Dannis	1	10	0	10
Parrish Jr., Hen	1	3	0	3
Bullock, Kentrel	1	2	0	2
Conner, Snoop	1	1	0	1
Totals...	14	287	2	68

PUNTING	No.	Yds	Avg.	Long	I20	50+	TB
Brown, Mac	3	132	44.0	50	1	1	0

FIELD GOALS	Made	Att.	Long	Kicks
Costa, Caden	1	1	50	50

GAME 7: AUBURN

TEAM STATISTICS

Team Statistics	ARK	OPP
SCORING	194	147
Points Per Game	32.3	24.5
Points Off Turnovers	24	7
FIRST DOWNS	133	105
Rushing	81	48
Passing	43	40
Penalty	9	17
RUSHING YARDAGE	1469	1089
Yards gained rushing	1602	1195
Yards lost rushing	133	106
Rushing Attempts	275	243
Average Per Rush	5.3	4.5
Average Per Game	244.8	181.5
TDs Rushing	15	14
PASSING YARDAGE	1289	936
Comp-Att-Int	84-135-3	84-153-4
Average Per Pass	9.5	6.1
Average Per Catch	15.3	11.1
Average Per Game	214.8	156.0
TDs Passing	9	3
TOTAL OFFENSE	2758	2025
Total Plays	410	396
Average Per Play	6.7	5.1
Average Per Game	459.7	337.5
KICK RETURNS: #-Yards	11-238	6-118
PUNT RETURNS: #-Yards	10-43	3-57
INT RETURNS: #-Yards	4-88	3-9
KICK RETURN AVERAGE	21.6	19.7
PUNT RETURN AVERAGE	4.3	19.0
INT RETURN AVERAGE	22.0	4.5
FUMBLES-LOST	11-1	6-1
PENALTIES-Yards	53-441	47-320
Average Per Game	73.5	53.3
PUNTS-Yards	29-1113	35-1543
Average Per Punt	38.4	44.1
Net punt average	36.4	40.6
KICKOFFS-Yards	38-2434	30-1789
Average Per Kick	64.1	59.6
Net kick average	40.6	40.9
TIME OF POSSESSION/Game	30:01	29:53
3RD-DOWN Conversions	28/76	26/86
3rd-Down Pct	37%	30%
4TH-DOWN Conversions	4/6	9/14
4th-Down Pct	67%	64%
SACKS BY-Yards	10-51	9-33
MISC YARDS	0	0
TOUCHDOWNS SCORED	24	14
FIELD GOALS-ATTEMPTS	9-11	7-9
ON-SIDE KICKS	0-0	0-0
RED-ZONE SCORES	(24-27) 89%	(14-16) 88%
RED-ZONE TOUCHDOWNS	(17-27) 63%	(10-16) 63%
PAT-ATTEMPTS	(23-23) 100%	(16-17) 94%
ATTENDANCE	262899	153002
Games/Avg Per Game	4/65725	2/76501
Neutral Site Games		0/0

Score by Quarters	1st	2nd	3rd	4th	OT	Total
Arkansas	41	37	58	58	0	194
Opponents	21	47	34	45	0	147

GAME-BY-GAME LEADERS

Opponent	Rushes	Rush Yards	Catches	Receiving Yards	Tackles	Tackles-For-Loss	Sacks
Rice	22, Trelon Smith	102, Trelon Smith	5, Treyton Burks	42, Burks, Morris	14, Bumper Pool	1.5, Bumper Pool	1.0, Isaiah Nichols
Texas	12, Trelon Smith	75, Trelon Smith	5, Treyton Burks	45, Tyson Morris	15, Hayden Henry	2.5, Henry, Morgan	1.0, Ridgeway, Williams
Georgia Southern	10, Raheim Sanders	72, Dominique Johnson	3, Burks, Warren	127, Treyton Burks	9, Jalen Catalon	2.0, Tre Williams	1.5, Tre Williams
vs. Texas A&M	17, Trelon Smith	82, Trelon Smith	6, Treyton Burks	167, Treyton Burks	8, Bumper Pool	2.0, Hay. Henry, T. Williams	2.0, Tre Williams
at Georgia	8, KJ Jefferson	28, AJ Green	3, Treyton Burks	22, Raheim Sanders	12, Grant Morgan	1.0, Four Players	----
at Ole Miss	20, KJ Jefferson	139, Raheim Sanders	7, Treyton Burks	136, Treyton Burks	13, Grant Morgan	1.5, Pool, Foucha	----
Auburn							
UAPB							
Mississippi State							
at LSU							
at Alabama							
Missouri							

GAME 7: AUBURN

ARKANSAS OFFENSE GAME-BY-GAME STATISTICS

Date	Opponent	Rushing				Receiving				Passing				Kick Returns				Punt Returns				tot off
		no.	yds	td	lg	no.	yds	td	lg	cmp-att-int	yds	td	lg	no.	yds	td	lg	no.	yds	td	lg	
Sep 04	RICE	44	245	4	38	12	128	1	31	12-21-1	128	1	31	3	108	0	42	1	4	0	4	373
Sep 11	TEXAS	47	333	4	34	14	138	0	45	14-19-1	138	0	45	1	19	0	19	2	9	0	7	471
Sep 18	GA. SOUTHERN	48	269	3	48	14	364	3	91	14-25-0	364	3	91	2	36	0	20	3	13	0	8	633
Sep 25	TEXAS A&M	49	197	0	19	9	246	2	85	9-19-0	246	2	85	0	0	0	0	3	3	0	2	443
Oct 02	at Georgia	29	75	0	14	10	87	0	22	10-16-0	87	0	22	2	15	0	16	1	10	0	10	162
Oct 09	at Ole Miss	58	350	4	42	25	326	3	46	25-35-1	326	3	46	3	60	0	21	1	4	0	4	676
Arkansas		275	1469	15	48	84	1289	9	91	84-135-3	1289	9	91	11	238	0	42	11	43	0	10	2758
		243	1089	14	76	84	936	3	68	84-153-4	936	3	68	6	118	0	32	7	57	0	30	2025

Games: 6 • Avg/rush: 5.3 • Avg/catch: 15.3 • Pass effic: 159.98 • KR avg: 21.6 • PR avg: 3.9 • All purpose avg/game: 521.2 • Total offense avg/gm: 459.7

ARKANSAS DEFENSE GAME-BY-GAME STATISTICS

Date	Opponent	Tackles				Sacks		Fumble		Pass Defense			blkd kick	PAT Attempts			off		
		ua	a	total	tfl-yds	no-yds	ff	fr-yds	int-yds	qbh	brup	kick		kick	rush	rcv	saf	t/o	pts
Sep 04	RICE	27	54	81	7.0-18	2.0-11	1	0-0	3-88	5	3	0	5-5	0	0	0	0	14	38
Sep 11	TEXAS	21	64	85	10.0-25	3.0-13	1	1-6	0-0	3	4	1	4-4	0	0	0	0	7	40
Sep 18	GA. SOUTHERN	24	40	64	6.0-25	2.0-13	0	0-0	0-0	2	3	0	6-6	0	0	0	0	0	45
Sep 25	TEXAS A&M	31	22	53	9.0-36	3.0-14	0	0-0	1-0	8	2	0	2-2	0	0	0	0	3	20
Oct 02	at Georgia	39	46	85	4.0-7	0.0-0	0	0-0	0-0	0	1	0	0-0	0	0	0	0	0	0
Oct 09	at Ole Miss	30	56	86	5.0-8	0.0-0	0	0-0	0-0	4	4	0	6-6	0	0	0	0	0	51
Arkansas		172	282	454	41.0-119	10.0-51	2	1-6	4-88	22	17	1	23-23	0	0	0	0	24	194
		204	270	474	35.0-126	9.0-58	6	1-0	3-9	10	15	2	16-17	1	0	0	0	7	141

ARKANSAS SPECIAL TEAMS GAME-BY-GAME STATISTICS

		Punting										Field Goals			Kickoffs				
Date	Opponent	no.	yds	avg	long	blkd	tb	fc	50+	i20	md-att	long	blkd	no.	yds	avg	tb	ob	
Sep 04	RICE	6	190	31.7	45	1	0	2	0	1	1-1	34	0	7	452	64.6	6	0	
Sep 11	TEXAS	2	80	40.0	47	0	0	1	0	0	4-4	44	0	9	583	64.8	7	0	
Sep 18	GA. SOUTHERN	5	217	43.4	60	0	0	4	1	1	1-1	25	0	8	495	61.9	7	0	
Sep 25	TEXAS A&M	6	240	40.0	45	0	0	3	0	2	2-2	46	0	5	325	65.0	4	0	
Oct 02	at Georgia	8	296	37.0	53	1	0	3	1	3	0-1	0	0	1	65	65.0	1	0	
Oct 09	at Ole Miss	2	90	45.0	53	0	0	1	1	0	1-2	31	0	8	514	64.2	6	0	
Arkansas		29	1113	38.4	60	2	0	14	3	7	9-11	46	0	38	2434	64.1	31	0	
		35	1543	44.1	59	1	4	9	10	14	7-9	50	0	30	1764	58.8	13	0	

ARKANSAS RED ZONE GAME-BY-GAME STATISTICS

			Times	Times	Total		Rush	Pass	FGs	Failed to score inside RZ					
Date	Opponent	Score	In RZ	Scored	Pts	TDs	TDs	TDs	Made	FGA	Down	Int	Fumb	Half	Game
Sep 04, 2021	RICE	W 38-17	5	5	31	4	3	1	1	0	0	0	0	0	0
Sep 11, 2021	TEXAS	W 40-21	6	5	23	2	2	0	3	0	0	0	0	1	0
Sep 18, 2021	GA. SOUTHERN	W 45-10	5	5	31	4	3	1	1	0	0	0	0	0	0
Sep 25, 2021	TEXAS A&M	W 20-10	2	1	3	0	0	0	1	0	0	0	0	1	0
Oct 02, 2021	at Georgia	L 0-37	1	0	0	0	0	0	0	1	0	0	0	0	0
Oct 09, 2021	at Ole Miss	L 51-52	8	8	51	7	4	3	1	0	0	0	0	0	0
Totals			27	24	139	17	12	5	7	1	0	0	0	2	0
24 of 27 (88.9%)															

GAME 7: AUBURN

OPPONENT OFFENSE GAME-BY-GAME STATISTICS

Date	Opponent	Rushing				Receiving				Passing				Kick Returns				Punt Returns				tot off
		no.	yds	td	lg	no.	yds	td	lg	cmp-att-int	yds	td	lg	no.	yds	td	lg	no.	yds	td	lg	
Sep 04	RICE	39	81	1	7	17	227	1	41	17-34-3	227	1	41	1	16	0	16	2	19	0	16	308
Sep 11	TEXAS	41	138	3	20	13	118	0	25	13-23-0	118	0	25	2	38	0	21	0	0	0	0	256
Sep 18	GA. SOUTHERN	35	152	1	76	13	81	0	14	13-28-0	81	0	14	0	0	0	0	0	0	0	0	233
Sep 25	TEXAS A&M	23	121	1	67	20	151	0	23	20-36-1	151	0	23	1	32	0	32	0	0	0	0	272
Oct 02	at Georgia	56	273	3	24	7	72	0	27	7-11-0	72	0	27	0	0	0	0	0	8	1	8	345
Oct 09	at Ole Miss	49	324	5	51	14	287	2	68	14-21-0	287	2	68	2	32	0	18	1	30	0	30	611
Opponents		243	1089	14	76	84	936	3	68	84-153-4	936	3	68	6	118	0	32	3	57	1	30	2025
		275	1469	15	48	84	1289	9	91	84-135-3	1289	9	91	11	238	0	42	10	43	0	10	2758

Games: 6 • Avg/rush: 4.5 • Avg/catch: 11.1 • Pass effic: 107.53 • KR avg: 19.7 • PR avg: 19.0 • All purpose avg/game: 368.2 • Total offense avg/gm: 337.5

OPPONENT DEFENSE GAME-BY-GAME STATISTICS

Date	Opponent	Tackles				Sacks no-yds	Fumble		Pass Defense			blkd kick	PAT Attempts			off		
		ua	a	total	tfl-yds		ff	fr-yds	int-yds	qbh	brup		kick	rush	rcv	saf	t/o	pts
Sep 04	RICE	30	50	80	3.0-15	2.0-13	1	0-0	1-0	2	1	1	2-2	0	0	0	0	17
Sep 11	TEXAS	39	36	75	7.0-10	0.0-0	0	0-0	1-9	2	3	0	3-3	0	0	0	7	21
Sep 18	GA. SOUTHERN	30	56	86	5.0-18	0.0-0	0	0-0	0-0	2	4	0	1-1	0	0	0	0	10
Sep 25	TEXAS A&M	39	28	67	8.0-34	2.0-13	1	0-0	0-0	3	2	0	1-1	0	0	0	0	10
Oct 02	at Georgia	23	28	51	0.0-31	4.0-0	1	0-0	0-0	0	3	0	4-4	0	0	0	0	4
Oct 09	at Ole Miss	42	72	114	5.0-18	1.0-7	3	1-0	1-0	1	2	0	5-6	1	0	0	0	52
Opponents		203	270	473	28.0-126	5.0-33	6	1-0	3-9	10	15	1	16-17	1	0	0	7	114
		171	282	453	37.0-119	10.0-51	2	1-6	4-88	22	17	1	23-23	0	0	0	24	194

OPPONENT SPECIAL TEAMS GAME-BY-GAME STATISTICS

		Punting										Field Goals			Kickoffs				
Date	Opponent	no.	yds	avg	long	blkd	tb	fc	50+	i20	md-att	long	blkd	no.	yds	avg	tb	ob	
Sep 04	RICE	6	242	40.3	49	0	2	0	0	2	1-2	25	0	4	253	63.2	0	0	
Sep 11	TEXAS	6	236	39.3	54	1	0	2	2	2	0-1	0	0	4	206	51.5	2	0	
Sep 18	GA. SOUTHERN	10	480	48.0	59	0	1	1	4	4	1-1	32	0	2	124	62.0	0	0	
Sep 25	TEXAS A&M	8	366	45.8	57	0	1	3	3	5	1-1	49	0	3	195	65.0	3	0	
Oct 02	at Georgia	2	87	43.5	47	0	0	1	0	0	3-3	0	0	8	511	63.9	5	0	
Oct 09	at Ole Miss	3	132	44.0	50	0	0	2	1	1	1-1	50	0	9	500	55.6	3	0	
Opponents		35	1543	44.1	59	1	4	9	10	14	7-9	50	0	30	1789	59.6	13	0	
		29	1113	38.4	60	1	0	14	3	8	9-11	46	0	38	2434	64.1	31	0	

OPPONENT RED ZONE GAME-BY-GAME STATISTICS

			Times	Times	Total		Rush	Pass	FGs	Failed to score inside RZ					
Date	Opponent	Score	In RZ	Scored	Pts	TDs	TDs	TDs	Made	FGA	Down	Int	Fumb	Half	Game
Sep 04, 2021	RICE	W 38-17	4	2	10	1	1	0	1	1	1	0	0	0	0
Sep 11, 2021	TEXAS	W 40-21	3	3	21	3	3	0	0	0	0	0	0	0	0
Sep 18, 2021	GA. SOUTHERN	W 45-10	1	1	3	0	0	0	1	0	0	0	0	0	0
Sep 25, 2021	TEXAS A&M	W 20-10	0	0	0	0	0	0	0	0	0	0	0	0	0
Oct 02, 2021	at Georgia	L 0-37	5	5	27	3	3	0	2	0	0	0	0	0	0
Oct 09, 2021	at Ole Miss	L 51-52	3	3	20	3	3	0	0	0	0	0	0	0	0
Totals			16	14	81	10	10	0	4	1	1	0	0	0	0
14 of 16 (87.5%)															

GAME 7: AUBURN

TEAM COMPARISON GAME-BY-GAME STATISTICS

Opponent	Score	First Downs				Rushing Number-Yards	Passing		Total Offense Plays-Yards	Return Yards	Turn- Overs
		Total	Rush	Pass	Pen		Comp-Att-Int	Yards			
RICE	38 - 17	18 / 19	12 / 1	4 / 12	2 / 6	44-245 / 39-81	12-21-1 / 17-34-3	128 / 227	65-373 / 73-308	200 / 35	1 / 3
TEXAS	40 - 21	21 / 15	16 / 6	5 / 7	0 / 2	47-333 / 41-138	14-19-1 / 13-23-0	138 / 118	66-471 / 64-256	34 / 47	1 / 1
GA. SOUTHERN	45 - 10	27 / 11	13 / 5	12 / 3	2 / 3	48-269 / 35-152	14-25-0 / 13-28-0	364 / 81	73-633 / 63-233	49 / 0	0 / 0
TEXAS A&M	20 - 10	20 / 16	13 / 6	6 / 7	1 / 3	49-197 / 23-121	9-19-0 / 20-36-1	246 / 151	68-443 / 59-272	3 / 32	0 / 1
Georgia	0 - 31	9 / 22	6 / 16	2 / 3	1 / 3	29-75 / 56-273	10-16-0 / 7-11-0	87 / 72	45-162 / 67-345	25 / 8	0 / 0
Ole Miss	51 - 52	38 / 22	21 / 14	14 / 8	3 / 0	58-350 / 49-324	25-35-1 / 14-21-0	326 / 287	93-676 / 70-611	64 / 62	2 / 0
Totals	194 - 141	133 / 105	81 / 48	43 / 40	9 / 17	275-1469 / 243-1089	84-135-3 / 84-153-4	1289 / 936	410-2758 / 396-2025	375 / 184	4 / 5

Opponent	3rd Down Conversions	4th Down Conversions	Time of Possession	TOP Margin	Avg Yds/Rush	Avg Yds/Pass	Avg Yds/Play	Punting Number-Avg	Penalties Number-Yards	Sacks
RICE	3-11 / 4-15	0-1 / 1-2	26:06 / 33:54	-7:48	5.6 / 2.1	6.1 / 6.7	5.7 / 4.2	6-31.7 / 6-40.3	13-117 / 10-60	2 / 2
TEXAS	5-12 / 4-13	1-1 / 1-2	31:03 / 28:57	2:06	7.1 / 3.4	7.3 / 5.1	7.1 / 4.0	2-40.0 / 6-39.3	4-40 / 4-20	3 / 0
GA. SOUTHERN	7-15 / 5-18	1-1 / 1-2	33:06 / 26:54	6:12	5.6 / 4.3	14.6 / 2.9	8.7 / 3.7	5-43.4 / 10-48.0	9-93 / 8-50	2 / 0
TEXAS A&M	3-13 / 4-14	0-1 / 0-1	30:50 / 29:10	1:40	4.0 / 5.3	12.9 / 4.2	6.5 / 4.6	6-40.0 / 8-45.8	10-65 / 11-75	3 / 2
Georgia	3-12 / 4-12	0-0 / 2-2	23:28 / 36:32	-13:04	2.6 / 4.9	5.4 / 6.5	3.6 / 5.1	8-37.0 / 2-43.5	13-101 / 6-40	0 / 4
Ole Miss	7-13 / 5-14	2-2 / 4-5	35:35 / 24:25	11:10	6.0 / 6.6	9.3 / 13.7	7.3 / 8.7	2-45.0 / 3-44.0	4-25 / 8-75	0 / 1
Totals	28-76 / 26-86	4-6 / 9-14	180:08 / 179:52	0:16	5.3 / 4.5	9.5 / 6.1	6.7 / 5.1	29-38.4 / 35-44.1	53-441 / 47-320	10 / 9

Note: Game totals are displayed in the format TEAM/OPPONENT for each category

ARKANSAS INDIVIDUAL STATISTICS

Rushing	gp	att	gain	loss	net	avg	td	lg	avg/g
Trelon Smith	6	73	398	11	387	5.3	4	22	64.5
Raheim Sanders	6	54	326	2	324	6.0	1	42	54.0
KJ Jefferson	6	60	375	55	320	5.3	5	38	53.3
D. Johnson	6	27	182	6	176	6.5	3	48	29.3
AJ Green	5	26	152	6	146	5.6	1	30	29.2
Malik Hornsby	5	17	103	35	68	4.0	1	29	13.6
Javion Hunt	1	4	19	0	19	4.8	0	11	19.0
Josh Oglesby	2	4	19	0	19	4.8	0	9	9.5
Treyton Burks	6	4	17	2	15	3.8	0	14	2.5
De'Vion Warren	6	1	11	0	11	11.0	0	11	1.8
TEAM	6	5	0	16	-16	-3.2	0	0	-2.7
Total	6	275	1602	133	1469	5.3	15	48	244.8
Opponents	6	243	1195	106	1089	4.5	14	76	181.5

Passing	gp	effic	comp-att-int	pct	yds	td	lg	avg/g
KJ Jefferson	6	163.84	79-126-3	62.7	1235	9	91	205.8
Malik Hornsby	5	89.54	4-7-0	57.1	27	0	19	5.4
Warren Thompson	6	326.80	1-1-0	100.0	27	0	27	4.5
JS Jones	1	0.00	0-1-0	0.0	0	0	0	0.0
Total	6	159.98	84-135-3	62.2	1289	9	91	214.8
Opponents	6	107.53	84-153-4	54.9	936	3	68	156.0

Receiving	gp	no.	yds	avg	td	lg	avg/g
Treyton Burks	6	29	519	17.9	3	91	86.5
Tyson Morris	6	11	204	18.5	2	47	34.0
Warren Thompson	6	11	179	16.3	2	60	29.8
De'Vion Warren	6	7	101	14.4	0	44	16.8
AJ Green	5	5	74	14.8	1	48	14.8
Blake Kern	5	5	61	12.2	0	21	12.2
Trey Knox	6	5	37	7.4	1	15	6.2
Raheim Sanders	6	4	48	12.0	0	22	8.0
Trelon Smith	6	2	12	6.0	0	10	2.0
J. Crawford	5	2	8	4.0	0	10	1.6
J.D. White	2	1	19	19.0	0	19	9.5
K. Jackson Jr.	6	1	16	16.0	0	16	2.7
D. Johnson	6	1	11	11.0	0	11	1.8
Total	6	84	1289	15.3	9	91	214.8
Opponents	6	84	936	11.1	3	68	156.0

GAME-BY-GAME OFFENSIVE LINE SNAPS

Player	Total	RICE	TEX	GS	TAMU	UGA	OM	AU	UAPB	MSST	LSU	ALA	MIZ
Ty Clary	240	52	27	48		18	95						
Shane Clennin	9	-	-	9									
Ty Kiest Crawford	13	-	-	13									
Myron Cunningham	412	67	66	65	71	48	95						
Luke Jones	25	-	-	25									
Brady Latham	412	67	66	65	71	48	95						
Beaux Limmer	317	15	39	67	71	30	95						
Jalen St. John	21	-	-	13		8							
Ricky Stromberg	393	67	66	46	71	48	95						
Dalton Wagner	265	67	66	21	71	40							
Drew Vest	9	-	-	9									
Ryan Winkel	9	-	-	9									

GAME 7: AUBURN

ARKANSAS INDIVIDUAL STATISTICS

Scoring	td	fg	PAT				dxp	saf	pts
			kick	rush	rcv	pass			
Cam Little	-	9-11	23-23	-	-	-	-	-	50
KJ Jefferson	5	-	-	-	-	0-1	-	-	30
Trelon Smith	4	-	-	-	-	-	-	-	24
D. Johnson	3	-	-	-	-	-	-	-	18
Treyton Burks	3	-	-	-	-	-	-	-	18
Tyson Morris	2	-	-	-	-	-	-	-	12
Warren Thompson	2	-	-	-	-	-	-	-	12
AJ Green	2	-	-	-	-	-	-	-	12
Malik Hornsby	1	-	-	-	-	-	-	-	6
Raheim Sanders	1	-	-	-	-	-	-	-	6
Trey Knox	1	-	-	-	-	-	-	-	6
Total	24	9-11	23-23	-	-	0-1	-	-	194
Opponents	14	4-9	16-17	1-1	-	-	-	-	147

Total Offense	g	plays	rush	pass	total	avg/g
KJ Jefferson	6	186	320	1235	1555	259.2
Trelon Smith	6	73	387	0	387	64.5
Raheim Sanders	6	54	324	0	324	54.0
D. Johnson	6	27	176	0	176	29.3
AJ Green	5	26	146	0	146	29.2
Malik Hornsby	5	24	68	27	95	19.0
Warren Thompson	6	1	0	27	27	4.5
Josh Oglesby	2	4	19	0	19	9.5
Javion Hunt	1	4	19	0	19	19.0
Treyton Burks	6	4	15	0	15	2.5
De'Vion Warren	6	1	11	0	11	1.8
TEAM	6	5	-16	0	-16	-2.7
Total	6	410	1469	1289	2758	459.7
Opponents	6	396	1089	936	2025	337.5

Field Goals	fg	pct.	01-19	20-29	30-39	40-49	50-99	lg	blk
Cam Little	9-10	90.0	0-0	5-5	2-2	2-2	0-1	46	0

FG Sequence	Arkansas	Opponents
Rice	(34)	36,(25)
Texas	(24),(24),(44),(22)	52
Ga. Southern	(25)	(32)
Texas A&M	(46),(24)	(49)
Georgia	-	-
Ole Miss	50,(31)	(50)

Numbers in (parentheses) indicate field goal was made.

Punting	no.	yds	avg	lg	tb	fc	i20	50+	blk
Reid Bauer	27	1113	41.2	60	0	14	7	3	0
TEAM	2	0	0.0	0	0	0	1	0	1
Total	29	1113	38.4	60	0	14	8	3	1
Opponents	35	1543	44.1	59	4	9	14	10	1

Kickoffs	no.	yds	avg	tb	ob	retn	net	ydln
Vito Calvaruso	38	2434	64.1	31	0			
Total	38	2434	64.1	31	0	19.7	40.6	24
Opponents	30	1789	59.6	13	0	21.6	40.9	24

ARKANSAS INDIVIDUAL STATISTICS

All Purpose	g	rush	rcv	pr	kr	ir	total	avg/g
Treylon Burks	6	15	519	0	0	0	534	89.0
Trelon Smith	6	387	12	0	0	0	399	66.5
Raheim Sanders	6	324	48	0	19	0	391	65.2
KJ Jefferson	6	320	0	0	0	0	320	53.3
AJ Green	5	146	74	0	75	0	295	59.0
Tyson Morris	6	0	204	0	0	0	204	34.0
D. Johnson	6	176	11	0	0	0	187	31.2
Warren Thomps	6	0	179	0	0	0	179	29.8
L. Bishop	6	0	0	0	144	0	144	24.0
De'Vion Warren	6	11	101	0	0	0	112	18.7
Jalen Catalon	6	0	0	0	0	83	83	13.8
Malik Hornsby	5	68	0	0	0	0	68	13.6
Blake Kern	5	0	61	0	0	0	61	12.2
Nathan Parodi	6	0	0	37	0	0	37	6.2
Trey Knox	6	0	37	0	0	0	37	6.2
J.D. White	2	0	19	0	0	0	19	9.5
Josh Oglesby	2	19	0	0	0	0	19	9.5
Javion Hunt	1	19	0	0	0	0	19	19.0
K. Jackson Jr.	6	0	16	0	0	0	16	2.7
J. Crawford	5	0	8	0	0	0	8	1.6
Montaric Brown	6	0	0	0	0	5	5	0.8
Mataio Soli	6	0	0	4	0	0	4	0.7
Greg Brooks Jr.	6	0	0	2	0	0	2	0.3
TEAM	6	-16	0	0	0	0	-16	-2.7
Total	6	1469	1289	43	238	88	3127	521.2
Opponents	6	1089	936	57	118	9	2209	368.2

Punt Returns	no.	yds	avg	td	lg
Nathan Parodi	8	37	4.6	0	10
Greg Brooks Jr.	2	2	1.0	0	4
Mataio Soli	0	4	0.0	0	4
Total	10	43	4.3	0	10
Opponents	3	57	19.0	1	30

Interceptions	no.	yds	avg	td	lg
Jalen Catalon	2	83	41.5	0	44
Montaric Brown	2	5	2.5	0	5
Total	4	88	22.0	0	44
Opponents	3	9	3.0	0	9

Kick Returns	no.	yds	avg	td	lg
L. Bishop	5	144	28.8	0	42
AJ Green	5	75	15.0	0	21
Raheim Sanders	1	19	19.0	0	19
Total	11	238	21.6	0	42
Opponents	6	118	19.7	0	32

Fumble Returns	no.	yds	avg	td	lg
Greg Brooks Jr.	1	6	6.0	0	6
Total	1	6	6.0	0	6
Opponents	1	0	0.0	0	0

ARKANSAS DEFENSIVE STATISTICS

#	Defensive Leaders	gp	Tackles				Sacks no-yds	Pass defense			Fumbles		blkd	
			ua	a	tot	tfl/yds		int-yds	brup	qbh	rcv-yds	ff	kick	saf
10	Bumper Pool	6	24	37	61	4.5-6	.	.	1
27	Hayden Henry	6	19	32	51	6.5-11	1.0-1	.	.	4
31	Grant Morgan	6	20	30	50	4.5-13	0.5-3	.	2	3
1C	Jalen Catalon	6	22	24	46	1.5-3	.	2-83	4	1
7	Joe Foucha	6	13	25	38	4.0-7	.	.	2	1
9	Greg Brooks Jr.	6	12	17	29	2.5-12	.	.	.	1	1-6	.	.	.
21	Montaric Brown	6	15	11	26	1.0-3	.	2-5	2
99	John Ridgeway	5	3	17	20	2.5-8	1.0-5	.	.	1
15	Simeon Blair	6	7	8	15	.	.	.	3
55	Tre Williams	6	5	10	15	4.5-24	4.0-23	.	.	4
91	Taurean Carter	6	3	12	15	0.5-1	.	.	1
56	Zach Williams	6	4	9	13	3.0-6	1.5-5	.	.	1	.	1	.	.
50	Eric Gregory	6	1	11	12	0.5-1	.	.	.	1
0	Markell Utsey	6	3	6	9	1.5-7	0.5-5	.	1	2
8	Jayden Johnson	4	4	4	8	2.0-7
24	L. Bishop	6	2	4	6	.	.	.	1
17	Hudson Clark	6	3	2	5
93	Isaiah Nichols	6	1	4	5	1.5-8	1.0-7	1	.	.
28	Andrew Parker	6	2	2	4	2
4	Malik Chavis	5	1	2	3
37	Eric Thomas Jr.	6	.	3	3
58	Jashaud Stewart	6	2	1	3
3	Nick Turner	5	.	2	2
11	Mataio Soli	6	.	2	2	0.5-2	0.5-2
2	Myles Slusher	4	.	2	2
45	Jackson Woodard	4	1	1	2
6T	Jacorrei Turner	5	.	1	1
18	Trent Gordon	2	.	1	1
16	Treylon Burks	6	1	.	1
2E	Deon Edwards	4	.	1	1
30	Reid Bauer	6	1	.	1
41	T.J. Hammonds	6	1	.	1
1H	Khari Johnson	2	1	.	1
2B	Devin Bush	2	1	.	1
0G	AJ Green	5	.	1	1
35	Jake Yurachek	6	1	.
5	Dorian Gerald	1	1
Total		6	172	282	454	41-119	10-51	4-88	17	22	1-6	2	1	.
Opponents		6	204	270	474	35-126	9-58	3-9	15	10	1-0	6	2	.

GAME 7: AUBURN

ARKANSAS INDIVIDUAL GAME HIGHS

Rushes	22	Trelon Smith vs Rice (Sep 04, 2021)
Yards Rushing	139	Raheim Sanders at Ole Miss (Oct 09, 2021)
TD Rushes	3	KJ Jefferson at Ole Miss (Oct 09, 2021)
Long Rush	48	D. Johnson vs Ga. Southern (Sep 18, 2021)
Pass attempts	35	KJ Jefferson at Ole Miss (Oct 09, 2021)
Pass completions	25	KJ Jefferson at Ole Miss (Oct 09, 2021)
Yards Passing	366	KJ Jefferson vs Ga. Southern (Sep 18, 2021)
TD Passes	3	KJ Jefferson vs Ga. Southern (Sep 18, 2021)
	3	KJ Jefferson at Ole Miss (Oct 09, 2021)
Long Pass	91	KJ Jefferson vs Ga. Southern (Sep 18, 2021)
Receptions	7	Treyton Burks at Ole Miss (Oct 09, 2021)
Yards Receiving	167	Treyton Burks vs Texas A&M (Sep 25, 2021)
TD Receptions	1	Tyson Morris vs Rice (Sep 04, 2021)
	1	Treyton Burks vs Ga. Southern (Sep 18, 2021)
	1	Tyson Morris vs Ga. Southern (Sep 18, 2021)
	1	Warren Thompson vs Ga. Southern (Sep 18, 2021)
	1	Treyton Burks vs Texas A&M (Sep 25, 2021)
	1	AJ Green vs Texas A&M (Sep 25, 2021)
	1	Trey Knox at Ole Miss (Oct 09, 2021)
	1	Treyton Burks at Ole Miss (Oct 09, 2021)
	1	Warren Thompson at Ole Miss (Oct 09, 2021)
Long Reception	91	Treyton Burks vs Ga. Southern (Sep 18, 2021)
Field Goals	4	Cam Little vs Texas (Sep 11, 2021)
Long Field Goal	46	Cam Little vs Texas A&M (Sep 25, 2021)
Punts	7	Reid Bauer at Georgia (Oct 02, 2021)
Punting Avg	45.0	Reid Bauer at Ole Miss (Oct 09, 2021)
Long Punt	60	Reid Bauer vs Ga. Southern (Sep 18, 2021)
Punts inside 20	3	Reid Bauer at Georgia (Oct 02, 2021)
Long Punt Return	10	Nathan Parodi at Georgia (Oct 02, 2021)
Long Kickoff Return	42	L. Bishop vs Rice (Sep 04, 2021)
Tackles	15	Hayden Henry vs Texas (Sep 11, 2021)
Sacks	2.0	Tre Williams vs Texas A&M (Sep 25, 2021)
Tackles For Loss	2.5	Hayden Henry vs Texas (Sep 11, 2021)
	2.5	Grant Morgan vs Texas (Sep 11, 2021)
Interceptions	2	Jalen Catalon vs Rice (Sep 04, 2021)

ARKANSAS TEAM GAME HIGHS

Rushes	58	at Ole Miss (Oct 09, 2021)
Yards Rushing	350	at Ole Miss (Oct 09, 2021)
Yards Per Rush	7.1	vs Texas (Sep 11, 2021)
TD Rushes	4	vs Rice (Sep 04, 2021)
	4	vs Texas (Sep 11, 2021)
	4	at Ole Miss (Oct 09, 2021)
Pass attempts	35	at Ole Miss (Oct 09, 2021)
Pass completions	25	at Ole Miss (Oct 09, 2021)
Yards Passing	364	vs Ga. Southern (Sep 18, 2021)
Yards Per Pass	14.6	vs Ga. Southern (Sep 18, 2021)
TD Passes	3	vs Ga. Southern (Sep 18, 2021)
	3	at Ole Miss (Oct 09, 2021)
Total Plays	93	at Ole Miss (Oct 09, 2021)
Total Offense	676	at Ole Miss (Oct 09, 2021)
Yards Per Play	8.7	vs Ga. Southern (Sep 18, 2021)
Points	51	at Ole Miss (Oct 09, 2021)
Sacks By	3	vs Texas (Sep 11, 2021)
	3	vs Texas A&M (Sep 25, 2021)
First Downs	38	at Ole Miss (Oct 09, 2021)
Penalties	13	vs Rice (Sep 04, 2021)
	13	at Georgia (Oct 02, 2021)
Penalty Yards	117	vs Rice (Sep 04, 2021)
Turnovers	2	at Ole Miss (Oct 09, 2021)
Interceptions By	3	vs Rice (Sep 04, 2021)
Punts	8	at Georgia (Oct 02, 2021)
Punting Avg	45.0	at Ole Miss (Oct 09, 2021)
Long Punt	60	vs Ga. Southern (Sep 18, 2021)
Punts inside 20	4	at Georgia (Oct 02, 2021)
Long Punt Return	10	at Georgia (Oct 02, 2021)

GAME 7: AUBURN

OPPONENT INDIVIDUAL GAME HIGHS

Rushes	19	Robinson,Bijan, vs Texas (Sep 11, 2021)
Yards Rushing	111	Parrish Jr.,Hen, at Ole Miss (Oct 09, 2021)
TD Rushes	3	Conner,Snoop, at Ole Miss (Oct 09, 2021)
Long Rush	76	Tomlin,Justin, vs Ga. Southern (Sep 18, 2021)
Pass attempts	36	Calzada,Zach, vs Texas A&M (Sep 25, 2021)
Pass completions	20	Calzada,Zach, vs Texas A&M (Sep 25, 2021)
Yards Passing	287	Corral,Matt, at Ole Miss (Oct 09, 2021)
TD Passes	2	Corral,Matt, at Ole Miss (Oct 09, 2021)
Long Pass	68	Corral,Matt, at Ole Miss (Oct 09, 2021)
Receptions	6	Hood,Khaleb, vs Ga. Southern (Sep 18, 2021)
	6	Achane,Devon, vs Texas A&M (Sep 25, 2021)
Yards Receiving	127	Sanders,Braylon, at Ole Miss (Oct 09, 2021)
TD Receptions	1	PITRE III, A., vs Rice (Sep 04, 2021)
	1	Drummond,Dontar, at Ole Miss (Oct 09, 2021)
	1	Sanders,Braylon, at Ole Miss (Oct 09, 2021)
Long Reception	68	Sanders,Braylon, at Ole Miss (Oct 09, 2021)
Field Goals	3	Podlesny,Jack, at Georgia (Oct 02, 2021)
Long Field Goal	50	Costa,Caden, at Ole Miss (Oct 09, 2021)
Punts	10	Beck II,Anthony, vs Ga. Southern (Sep 18, 2021)
Punting Avg	48.0	Beck II,Anthony, vs Ga. Southern (Sep 18, 2021)
Long Punt	59	Beck II,Anthony, vs Ga. Southern (Sep 18, 2021)
Punts inside 20	5	Constantinou,Ni, vs Texas A&M (Sep 25, 2021)
Long Punt Return	30	Sanders,Braylon, at Ole Miss (Oct 09, 2021)
Long Kickoff Return	32	Achane,Devon, vs Texas A&M (Sep 25, 2021)
Tackles	11	CHAMBERLAIN, T., vs Rice (Sep 04, 2021)
	11	MONTERO, A., vs Rice (Sep 04, 2021)
	11	Reese,Otis, at Ole Miss (Oct 09, 2021)
Sacks	1.0	MONTERO, A., vs Rice (Sep 04, 2021)
	1.0	Clemons,Micheal, vs Texas A&M (Sep 25, 2021)
	1.0	Hansford,Aaron, vs Texas A&M (Sep 25, 2021)
	1.0	Campbell,Chance, at Ole Miss (Oct 09, 2021)
Tackles For Loss	2.0	Clemons,Micheal, vs Texas A&M (Sep 25, 2021)
Interceptions	1	FRESCH, Sean, vs Rice (Sep 04, 2021)
	1	Foster,B.J., vs Texas (Sep 11, 2021)
	1	Smith,Keidron, at Ole Miss (Oct 09, 2021)

OPPONENT TEAM GAME HIGHS

Rushes	56	at Georgia (Oct 02, 2021)
Yards Rushing	324	at Ole Miss (Oct 09, 2021)
Yards Per Rush	6.6	at Ole Miss (Oct 09, 2021)
TD Rushes	5	at Ole Miss (Oct 09, 2021)
Pass attempts	36	vs Texas A&M (Sep 25, 2021)
Pass completions	20	vs Texas A&M (Sep 25, 2021)
Yards Passing	287	at Ole Miss (Oct 09, 2021)
Yards Per Pass	13.7	at Ole Miss (Oct 09, 2021)
TD Passes	2	at Ole Miss (Oct 09, 2021)
Total Plays	73	vs Rice (Sep 04, 2021)
Total Offense	611	at Ole Miss (Oct 09, 2021)
Yards Per Play	8.7	at Ole Miss (Oct 09, 2021)
Points	52	at Ole Miss (Oct 09, 2021)
Sacks By	4	at Georgia (Oct 02, 2021)
First Downs	22	at Georgia (Oct 02, 2021)
	22	at Ole Miss (Oct 09, 2021)
Penalties	11	vs Texas A&M (Sep 25, 2021)
Penalty Yards	75	vs Texas A&M (Sep 25, 2021)
	75	at Ole Miss (Oct 09, 2021)
Turnovers	3	vs Rice (Sep 04, 2021)
Interceptions By	1	vs Rice (Sep 04, 2021)
	1	vs Texas (Sep 11, 2021)
	1	at Ole Miss (Oct 09, 2021)
Punts	10	vs Ga. Southern (Sep 18, 2021)
Punting Avg	48.0	vs Ga. Southern (Sep 18, 2021)
Long Punt	59	vs Ga. Southern (Sep 18, 2021)
Punts inside 20	5	vs Texas A&M (Sep 25, 2021)
Long Punt Return	30	at Ole Miss (Oct 09, 2021)

GAME 7: AUBURN

ARKANSAS 3RD-DOWN CONVERSIONS

Date	Opponent	Score	Overall	1st Qtr	2nd Qtr	3rd Qtr	4th Qtr	Overtime
Sep 04, 2021	RICE	W 38-17	3-11 27.3	1-4 25.0	0-2 0.0	1-3 33.3	1-2 50.0	
Sep 11, 2021	TEXAS	W 40-21	5-12 41.7	1-5 20.0	1-3 33.3	1-2 50.0	2-2 100.0	
Sep 18, 2021	GA. SOUTHERN	W 45-10	7-15 46.7	2-4 50.0	1-4 25.0	1-3 33.3	3-4 75.0	
Sep 25, 2021	TEXAS A&M	W 20-10	3-13 23.1	0-1 0.0	1-3 33.3	0-3 0.0	2-6 33.3	
Oct 02, 2021	at Georgia	L 0-37	3-12 25.0	1-4 25.0	0-2 0.0	0-3 0.0	2-3 66.7	
Oct 09, 2021	at Ole Miss	L 51-52	7-13 53.8	3-5 60.0	1-3 33.3	1-2 50.0	2-3 66.7	
	Arkansas		28-76 36.8	8-23 34.8	4-17 23.5	4-16 25.0	12-20 60.0	0-0 0.0
	Opponents		26-86 30.2	6-21 28.6	7-26 26.9	7-22 31.8	6-17 35.3	0-0 0.0

ARKANSAS 4TH-DOWN CONVERSIONS

Date	Opponent	Score	Overall	1st Qtr	2nd Qtr	3rd Qtr	4th Qtr	Overtime
Sep 04, 2021	RICE	W 38-17	0-1 0.0	0-0 0.0	0-0 0.0	0-1 0.0	0-0 0.0	
Sep 11, 2021	TEXAS	W 40-21	1-1 100.0	1-1 100.0	0-0 0.0	0-0 0.0	0-0 0.0	
Sep 18, 2021	GA. SOUTHERN	W 45-10	1-1 100.0	0-0 0.0	0-0 0.0	0-0 0.0	1-1 100.0	
Sep 25, 2021	TEXAS A&M	W 20-10	0-1 0.0	0-0 0.0	0-1 0.0	0-0 0.0	0-0 0.0	
Oct 02, 2021	at Georgia	L 0-37	0-0 0.0	0-0 0.0	0-0 0.0	0-0 0.0	0-0 0.0	
Oct 09, 2021	at Ole Miss	L 51-52	2-2 100.0	1-1 100.0	1-1 100.0	0-0 0.0	0-0 0.0	
	Arkansas		4-6 66.7	2-2 100.0	1-2 50.0	0-1 0.0	1-1 100.0	0-0 0.0
	Opponents		9-14 64.3	3-3 100.0	1-1 100.0	1-5 20.0	4-5 80.0	0-0 0.0

ARKANSAS TIME OF POSSESSION

Date	Opponent	Score	Overall	1st Qtr	2nd Qtr	3rd Qtr	4th Qtr	Overtime
Sep 04, 2021	RICE	W 38-17	26:06	6:09	6:13	7:40	6:04	
Sep 11, 2021	TEXAS	W 40-21	31:03	9:08	7:41	6:42	7:32	
Sep 18, 2021	GA. SOUTHERN	W 45-10	33:06	8:24	6:57	5:30	12:15	
Sep 25, 2021	TEXAS A&M	W 20-10	30:50	3:45	7:09	8:35	11:21	
Oct 02, 2021	at Georgia	L 0-37	23:28	6:00	6:28	5:28	5:32	
Oct 09, 2021	at Ole Miss	L 51-52	35:35	9:32	9:03	7:53	9:07	
	Arkansas	Total	180:08	42:58	43:31	41:48	51:51	0:00
		Avg.	30:01	7:09	7:15	6:58	8:38	0:00
	Opponents	Total	179:21	47:02	46:09	48:01	38:09	0:00
		Avg.	29:53	7:50	7:41	8:00	6:21	0:00

GAME 7: AUBURN

ARKANSAS PASSING GAME-BY-GAME STATISTICS

#1 KJ Jefferson	Comp	Att	Int	Pct	Yards	TD	Long	Sacked	Effic
Rice	12	21	1	57.1	128	1	31	2-13	114.53
Texas	14	19	1	73.7	138	0	45	0-0	124.17
Ga. Southern	13	23	0	56.5	366	3	91	0-0	233.23
Texas A&M	7	15	0	46.7	212	2	85	1-5	209.39
Georgia	8	13	0	61.5	65	0	22	3-0	103.54
Ole Miss	25	35	1	71.4	326	3	46	1-7	172.24
TOTALS	79	126	3	62.7	1235	9	91	7-25	163.84

#4H Malik Hornsby	Comp	Att	Int	Pct	Yards	TD	Long	Sacked	Effic
Ga. Southern	1	1	0	100.0	-2	0	0	0-0	83.20
Texas A&M	1	3	0	33.3	7	0	7	1-8	52.93
Georgia	2	3	0	66.7	22	0	19	1-0	128.27
TOTALS	4	7	0	57.1	27	0	19	2-8	89.54

#84 Warren Thompson	Comp	Att	Int	Pct	Yards	TD	Long	Sacked	Effic
Texas A&M	1	1	0	100.0	27	0	27	0-0	326.80
TOTALS	1	1	0	100.0	27	0	27	0-0	326.80

#9J JS Jones	Comp	Att	Int	Pct	Yards	TD	Long	Sacked	Effic
Ga. Southern	0	1	0	0.0	0	0	0	0-0	0.00
TOTALS	0	1	0	0.0	0	0	0	0-0	0.00

ARKANSAS RUSHING/RECEIVING GAME-BY-GAME STATISTICS

RUSHING	No-Yds/TD	RICE	TEX	GS	TAMU	UGA	MISS
Trelon Smith	73-387/4	22-102/1	12-75/1	8-39/1	17-82/0	3-4/0	11-85/1
Raheim Sanders	54-324/1	7-44/0	8-50/1	10-43/0	6-27/0	6-21/0	17-139/0
KJ Jefferson	60-320/5	9-89/2	10-73/0	5-18/0	8-50/0	8-5/0	20-85/3
D. Johnson	27-176/3	4-16/1	6-44/1	5-72/1	6-19/0	2-6/0	4-19/0
AJ Green	26-146/1	DNP	7-67/1	7-37/0	3-2/0	6-28/0	3-16/0
Malik Hornsby	17-68/1	DNP	1-29/0	5-22/1	6-12/0	4-11/0	1--6/0
Josh Oglesby	4-19/0	DNP	1-2/0	3-17/0	DNP	DNP	DNP
Javion Hunt	4-19/0	DNP	DNP	4-19/0	DNP	DNP	DNP
Treyton Burks	4-15/0	1--2/0	-	1-2/0	1-14/0	-	1-1/0
De'Vion Warren	1-11/0	-	-	-	-	-	1-11/0
TEAM	5--16/0	1--4/0	2--7/0	-	2--5/0	-	-

RECEIVING	No-Yds/TD	RICE	TEX	GS	TAMU	UGA	MISS
Treyton Burks	29-519/3	5-42/0	5-37/0	3-127/1	6-167/1	3-10/0	7-136/1
Tyson Morris	11-204/2	3-42/1	1-45/0	2-61/1	1-21/0	1-9/0	3-26/0
Warren Thompson	11-179/2	-	3-21/0	1-60/1	1-10/0	2-12/0	4-76/1
De'Vion Warren	7-101/0	2-14/0	1-8/0	3-67/0	-	-	1-12/0
AJ Green	5-74/1	DNP	1-9/0	2-20/0	1-48/1	1--3/0	-
Blake Kern	5-61/0	1-14/0	2-8/0	1-21/0	-	1-18/0	DNP
Raheim Sanders	4-48/0	-	-	-	-	1-22/0	3-26/0
Trey Knox	5-37/1	-	-	-	-	-	5-37/1
J.D. White	1-19/0	DNP	DNP	-	DNP	1-19/0	DNP
K. Jackson Jr.	1-16/0	1-16/0	-	-	-	-	-
Trelon Smith	2-12/0	-	1-10/0	-	-	-	1-2/0
D. Johnson	1-11/0	-	-	-	-	-	1-11/0
J. Crawford	2-8/0	-	-	2-8/0	-	-	DNP

ARKANSAS RETURNS GAME-BY-GAME STATISTICS

PUNT RETURNS	No-Yds	RICE	TEX	GS	TAMU	UGA	MISS
Nathan Parodi	8-37	-	1-7	3-13	3-3	-	1-4
Greg Brooks Jr.	2-2	1-4	1-2	-	-	-	-

KICK RETURNS	No-Yds	RICE	TEX	GS	TAMU	UGA	MISS
L. Bishop	5-144	3-108	-	2-36	-	-	-
AJ Green	5-75	DNP	-	-	-	2-15	3-60
Raheim Sanders	1-19	-	1-19	-	-	-	-

INT. RETURNS	No-Yds	RICE	TEX	GS	TAMU	UGA	MISS
Jalen Catalon	2-83	2-83	-	-	-	-	-
Montaric Brown	2-5	1-5	-	-	1-0	-	-

FUMBLE RETURNS	No-Yds	RICE	TEX	GS	TAMU	UGA	MISS
Greg Brooks Jr.	1-6	-	1-6	-	-	-	-

ARKANSAS TACKLES FOR LOSS GAME-BY-GAME STATISTICS

TACKLES FOR LOSS	UA-A	Total	RICE	TEX	GS	TAMU	UGA	MISS
Hayden Henry	4-5	6.5	1.0-1	2.5-4	-	2.0-4	-	1.0-2
Bumper Pool	3-3	4.5	1.5-2	-	0.5-0	1.0-2	-	1.5-2
Grant Morgan	3-3	4.5	-	2.5-6	-	1.0-6	1.0-1	-
Tre Williams	3-3	4.5	-	0.5-2	2.0-9	2.0-13	-	-
Joe Foucha	3-2	4.0	-	1.5-4	-	1.0-1	-	1.5-2
Zach Williams	2-2	3.0	0.5-2	1.5-3	-	-	1.0-1	-
Greg Brooks Jr.	2-1	2.5	0.5-0	-	1.0-6	1.0-6	-	-
John Ridgeway	1-3	2.5	DNP	1.0-5	1.0-1	0.5-2	-	-
Jayden Johnson	2-0	2.0	-	DNP	1.0-4	DNP	1.0-3	-
Jalen Catalon	1-1	1.5	1.0-2	-	-	-	-	0.5-1
Isaiah Nichols	1-1	1.5	1.0-7	0.5-1	-	-	-	-
Markell Utsey	1-1	1.5	-	-	0.5-5	-	1.0-2	-
Montaric Brown	0-2	1.0	-	-	-	0.5-2	-	0.5-1
Eric Gregory	0-1	0.5	0.5-1	-	-	-	-	-
Mataio Soli	0-1	0.5	0.5-2	-	-	-	-	-
Taurean Carter	0-1	0.5	0.5-1	-	-	-	-	-

ARKANSAS SACKS GAME-BY-GAME STATISTICS

SACKS	UA-A	Total	RICE	TEX	GS	TAMU	UGA	MISS
Tre Williams	3-2	4.0	-	0.5-2	1.5-8	2.0-13	-	DNP
Zach Williams	1-1	1.5	0.5-2	1.0-3	-	-	-	-
John Ridgeway	1-0	1.0	DNP	1.0-5	-	-	-	-
Isaiah Nichols	1-0	1.0	1.0-7	-	-	-	-	-
Hayden Henry	1-0	1.0	-	-	-	1.0-1	-	-
Mataio Soli	0-1	0.5	0.5-2	-	-	-	-	-
Markell Utsey	0-1	0.5	-	-	0.5-5	-	-	-
Grant Morgan	0-1	0.5	-	0.5-3	-	-	-	-

ARKANSAS TOTAL TACKLES GAME-BY-GAME STATISTICS

Total Tackles	UA-A	Total	RICE	TEX	GS	TAMU	UGA	MISS
Bumper Pool	24-37	61	3-11	1-9	3-3	5-3	7-4	5-7
Hayden Henry	18-32	50	2-3	3-12	0-4	5-2	3-5	5-6
Grant Morgan	20-30	50	0-1	4-9	2-4	4-1	7-5	3-10
Jalen Catalon	22-24	46	6-5	3-5	6-3	1-1	4-3	2-7
Joe Foucha	13-25	38	2-3	2-6	2-3	3-2	2-2	2-9
Greg Brooks Jr.	12-17	29	3-3	1-1	1-2	2-2	3-4	2-5
Montaric Brown	15-11	26	1-2	1-1	3-1	3-3	4-2	3-2
John Ridgeway	3-17	20	DNP	3-3	0-4	0-1	0-7	0-2
Simeon Blair	7-8	15	0-1	0-2	1-0	1-1	1-2	4-2
Tre Williams	5-10	15	0-5	0-2	1-3	4-0	-	DNP
Taurean Carter	3-12	15	1-5	0-1	1-3	0-1	1-1	0-1
Zach Williams	4-9	13	2-2	1-1	0-3	0-2	1-1	-
Eric Gregory	1-11	12	0-3	0-2	1-0	-	0-3	0-3
Markell Utsey	3-6	9	0-1	-	1-2	1-0	1-2	0-1
Jayden Johnson	4-4	8	1-0	DNP	1-1	DNP	1-3	1-0
L. Bishop	2-4	6	0-1	1-1	-	1-1	-	0-1
Isaiah Nichols	1-4	5	1-0	0-3	0-1	-	-	-
Hudson Clark	3-2	5	-	0-1	-	1-0	1-1	1-0
Andrew Parker	2-2	4	2-2	-	-	-	-	-
Jashaud Stewart	2-1	3	1-1	-	-	-	1-0	-
Malik Chavis	1-2	3	0-1	-	-	0-1	DNP	1-0
Eric Thomas Jr.	0-3	3	0-2	0-1	-	-	-	-
Nick Turner	0-2	2	DNP	0-2	-	-	-	-
Myles Slusher	0-2	2	DNP	DNP	0-1	-	0-1	-
Jackson Woodard	1-1	2	1-0	0-1	-	DNP	-	DNP
Mataio Soli	0-2	2	0-1	0-1	-	-	-	-
AJ Green	0-1	1	DNP	-	-	0-1	-	-
Khari Johnson	1-0	1	DNP	DNP	1-0	DNP	-	DNP
Jacorrei Turner	0-1	1	-	DNP	0-1	-	-	-
Trent Gordon	0-1	1	0-1	-	DNP	DNP	DNP	DNP
Reid Bauer	1-0	1	-	-	-	-	-	1-0
T.J. Hammonds	1-0	1	-	-	-	-	1-0	-
Treyton Burks	1-0	1	-	1-0	-	-	-	-
Deon Edwards	0-1	1	-	-	0-1	DNP	-	DNP
Devin Bush	1-0	1	1-0	DNP	DNP	DNP	-	DNP

ARKANSAS FUMBLES GAME-BY-GAME STATISTICS

FUMBLES	No-Lost	RICE	TEX	GS	TAMU	UGA	MISS
TEAM	3-0	1-0	-	-	1-0	1-0	-
AJ Green	2-0	DNP	-	-	-	1-0	1-0
Raheim Sanders	2-1	-	-	-	-	-	2-1
Greg Brooks Jr.	1-0	-	1-0	-	-	-	-
D. Johnson	1-0	-	-	-	-	1-0	-
KJ Jefferson	1-0	-	-	-	1-0	-	-
L. Bishop	1-0	1-0	-	-	-	-	-

FUMBLES FORCED	Number	RICE	TEX	GS	TAMU	UGA	MISS
Isaiah Nichols	1	1	-	-	-	-	-
Zach Williams	1	-	1	-	-	-	-

FUMBLES RECOVERED	Number	RICE	TEX	GS	TAMU	UGA	MISS
Greg Brooks Jr.	1	-	1	-	-	-	-

WEEKLY MEDIA SCHEDULE: AUBURN

10 ^{SUN}	11 ^{MON}	12 ^{TUES}	13 ^{WED}	14 ^{THURS}	15 ^{FRI}	16 ^{SAT}
No media availability	Press Conference Noon Coach Pittman 4:50 p.m. Practice Viewing	Media Availability 4:10 p.m. Practice Viewing Post Practice Media 6:15 p.m. Student-Athletes <i>via Zoom Only</i>	Media Availability 1 p.m. Coach Pittman <i>via Zoom Only</i> 7 p.m. <i>Sam Pittman Live</i>	No media availability	No media availability	Gameday Auburn Kickoff - 11:00 a.m. CT TV - CBS Post Game Coach Pittman & Student-Athletes

ARKANSAS COMMUNICATIONS



KYLE PARKINSON

Associate AD/Communications

Cell 479.387.4753

Email kparkin@uark.edu

Twitter @TheOtherKP



OLIVER GRIGG

Assistant Director/Communications

Cell 479.502.6577

Email ogrigg@uark.edu

Twitter @Oliver_Grigg



JACOB PAVILACK

Assistant Director/Communications

Cell 479.463.0736

Email jpgavila@uark.edu

Twitter @JacobPavs

Office: 479-575-2751

Fax: 479-575-7481

Fayetteville Press Box: (479) 575-6622

Little Rock Press Box: (501) 663-0514

GAME CREDENTIAL REQUESTS

All requests for media and/or photo credentials must be made online at www.SportsSystems.com/Arkansas. Requests should be made at least two weeks in advance.

Credentials will not be mailed. They may be picked up beginning three hours prior to kickoff at the media will call station at the base of the elevator at both Donald W. Reynolds Razorback Stadium in Fayetteville and War Memorial Stadium in Little Rock. Photo identification is required when picking up credentials.

ARKANSAS FTP SITE

An FTP site is available for members of the media. For more information concerning the FTP site, contact Michelle Glover (miglover@uark.edu).

CollegePressBox.com

CollegePressBox.com is the official media website for SEC football. Access and download weekly game notes, quotes, statistics, media guides, headshots, logos, flip cards and more for each of the SEC's members. Login information will be distributed to accredited media or you can apply for a password by sending an email to password@collegepressbox.com.

SEC WEEKLY TELECONFERENCE

Head coach Sam Pittman will participate each week in the SEC teleconference of football coaches. The teleconferences will be conducted each Wednesday from Sept. 1 to Nov. 24 from 10 a.m. CT to 12:10 p.m. CT. For more information and the teleconference number, contact the SEC Media Relations Office at (205) 458-3000.

10:00 a.m.	Ed Orgeron, LSU
10:10 a.m.	Kirby Smart, Georgia
10:20 a.m.	Dan Mullen, Florida
10:30 a.m.	Clark Lea, Vanderbilt
10:40 a.m.	Sam Pittman, Arkansas
10:50 a.m.	Josh Heupel, Tennessee
11:00 a.m.	Nick Saban, Alabama
11:10 a.m.	Shane Beamer, South Carolina
11:20 a.m.	Lane Kiffin, Ole Miss
11:30 a.m.	Jimbo Fisher, Texas A&M
11:40 a.m.	Mark Stoops, Kentucky
11:50 a.m.	Mike Leach, Mississippi State
12:00 p.m.	Elijah Drinkwitz, Missouri
12:10 p.m.	Bryan Harsin, Auburn

SAM PITTMAN LIVE

"Sam Pittman Live," Coach Pittman's weekly radio show presented by Lindsey and Westrock Coffee Company airs on Wednesday nights starting at 7 p.m. For the 13th straight year, the one-hour radio show will be broadcast live from the Catfish Hole. The show will be carried throughout the state of Arkansas on the Razorback Sports Network and locally in Fayetteville on 105.3 FM, 99.5, 92.1 FM and 1290 AM.

RAZORBACK FOOTBALL WITH SAM PITTMAN

"Razorback Football with Sam Pittman" is the official television coach's show of Razorback football. The one-hour show will air statewide and throughout the region on numerous television affiliates. A total of 12 shows will air throughout the season on the following stations: KATV (Sunday's at 10:30 p.m.), KFSM (Sunday at 10:30 p.m.) and KNXW (Sunday at 9:30 p.m.). The show will also be available regionally on Cox Sports Television on Wednesdays at 6 p.m. and Fox Sports Southwest on Tuesdays at 4 p.m.

RADIO AFFILIATES

Batesville.....	KWOZ-FM 103.3
Batesville.....	KBTA-AM 1340
Camden.....	KCXY-FM 95.3
Camden.....	KAMD-FM 97.1
Crossett.....	KAGH-AM 800
Crossett.....	KAGH-FM 104.9
De Queen.....	KDON-FM 92.1
DeWitt.....	KDEW-FM 97.3
El Dorado.....	KMRX-FM 96.1
Fayetteville.....	KAKS-FM 99.5
Fayetteville.....	KUOA-AM 1290
Fayetteville.....	KOSM-FM 92.1
Fayetteville.....	KUOA-FM 95.3
Fayetteville.....	KBVA-FM HD3 106.5
Forrest City.....	KBFC-FM 93.5
Fort Smith.....	KERX-FM 95.3
Glenwood.....	KHGZ-AM 670
Glenwood.....	KHGZ-FM 98.9
Hot Springs/Mena.....	KTTG-FM 96.3
Jonesboro.....	KEGI-FM 100.5
Little Rock.....	KABZ-FM 103.7
Magnolia.....	KZHE-FM 100.5
Marshall.....	KBCN-FM 104.3
Mena.....	KTTG-FM 96.3
Monett (Mo.).....	KKBL-FM 95.9
Monticello.....	KGPO-FM 99.9
Morrilton.....	KCON-FM 99.3
Mountain Home.....	KOMT-FM 107.5
Ozark.....	KDYN-FM 96.7
Ozark.....	KDYN-AM 1540
Ruston (La.).....	KWXM-FM 102.3
Searcy.....	KSMD-FM 99.1
Texarkana (Texas).....	KKTK-AM 1400
Wynne.....	KWYN-FM 92.5