



Saturday, November 20, 2021 • 2:30 p.m. • CBS • Bryant-Denny Stadium (101,821) • Tuscaloosa, Ala.

## CBS

Brad Nessler, Play-By-Play  
Gary Danielson, Analyst  
Jamie Erdahl, Reporter

## RAZORBACK/IMG SPORTS NETWORK

Chuck Barrett, Play-By-Play  
Quinn Grovey, Analyst  
Geno Bell, Reporter

## SIRIUS/XM RADIO

SIRIUS/XM Channel 383  
Internet Channel 973

## COACHING STAFF

### ON THE FIELD (Year at Arkansas)

Sam Pittman - Head Coach (2nd)  
Scott Fountain - Asst. HC/Special Teams (2nd)  
Kendal Briles - Offensive Coordinator/QBs (2nd)  
Jermial Ashley - Defensive Line (1st)  
Sam Carter - Cornerbacks (2nd)  
Kenny Guiton - Wide Receivers (1st)  
Cody Kennedy - Offensive Line (1st)  
Michael Scherer - Linebackers (1st)  
Jimmy Smith - Running Backs (2nd)

### IN THE BOOTH

Barry Odom - Assoc. HC/Def. Coordinator/Safeties (2nd)  
Dowell Loggains - Tight Ends (1st)

## FOUR DOWNS

2

>>>>>>

The Razorbacks' rushing attack is ranked second in the SEC and sixth in the FBS, averaging 233.5 yards on the ground per game.

30.5

>>>>>>

Arkansas boasts the SEC's best third-down defense, allowing opponents to convert a first down just 30.5% of the time - a conversion rate that ranks eighth best among FBS teams this year.

30

>>>>>>

WR Treylon Burks, who has a catch in 30 consecutive games, is one of three active FBS pass catchers with a reception in every game of their career (minimum 20 games).

400

>>>>>>

Arkansas is one of two FBS teams with four ball carriers who have 400+ rushing yards this year: RB Treylon Smith (513), QB KJ Jefferson (474), RB Raheim Sanders (460), RB Dominique Johnson (456).



ARKANSAS  
VS.  
ALABAMA



### ARKANSAS RAZORBACKS (7-3, 3-3 SEC)

AP/Coaches Rank: 21/22

Head Coach: Sam Pittman (Pittsburg State [Kan.], '86)

Career Record: 10-10 (2nd season)

Record at Arkansas: Same

### ALABAMA CRIMSON TIDE (9-1, 5-1 SEC)

AP/Coaches Rank: 2/2

Head Coach: Nick Saban (Kent State, '73)

Career Record: 265-66-1 (26th season)

Record at Alabama: 174-24 (15th season)

## THE RUNDOWN

• After a victorious Saturday night in Death Valley, the Razorbacks ride a three-game winning streak into this weekend's top-25 matchup in Tuscaloosa. Arkansas faces second-ranked Alabama at 2:30 p.m. Saturday, Nov. 20, inside Bryant-Denny Stadium on CBS.

• Arkansas rejoined the Top 25 after a brief hiatus, checking in at No. 21 and No. 22 in the AP and USA Today Coaches polls, respectively. The last time Arkansas was ranked this late in the season came during the 2011 campaign when the Hogs finished the year at No. 5 in each poll.


• Under second-year head coach Sam Pittman, Arkansas has navigated one of college football's toughest schedules with great success. The Hogs' four-win improvement from this season to last is tied with Ole Miss for best in the SEC.

• QB KJ Jefferson is one of the most dynamic quarterbacks in college football. Jefferson has thrown for 1,990 yards and 17 touchdowns while gaining 474 yards with five scores on the ground, putting up the SEC's fourth-best passing efficiency (161.2). He is one of four SEC quarterbacks with 400+ rushing yards to their name this season.

• RB Dominique Johnson has emerged as the Razorbacks' most-trusted ball carrier after beginning the season as the team's fifth-string running back. The true sophomore, who briefly converted to tight end in the preseason, has totaled 456 rushing yards and a team-leading six touchdowns on 71 carries through 10 games this year. Powered by Johnson's team-best 6.4 yards per carry, Arkansas touts the second-best rushing offense in the SEC and the sixth-best rushing attack in the country, averaging 233.5 yards per game.

• WR Treylon Burks leads Arkansas with 51 catches for 796 yards and eight touchdowns this season, hauling in 33.3 percent of the Razorbacks' total completed passes (153). The Warren, Ark., native currently ranks eighth in school history for career receiving yards (2,091 yards) and has a reception in all 30 games played of his career.

• LB Bumper Pool leads the Hogs in total tackles this year with an even 100, including a team-best 7.5 tackles for loss. Pool, who has the second-most total tackles (295) among all FBS defenders since 2019, contributes to an Arkansas squad that boasts the SEC's top third-down defense. The Razorbacks also tout the league's third-best passing defense, allowing 195.7 yards through the air per game.




KJ JEFFERSON

### PASSING

147/226 (65.0%)

1,990 YDS

17 TD/3 INT




DOMINIQUE JOHNSON

### RUSHING

71 ATT

456 YDS

6 TD




TREYLON BURKS

### RECEIVING

51 REC

796 YDS

8 TD



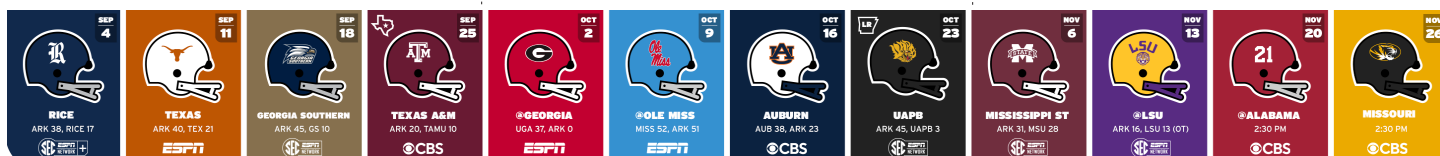
BUMPER POOL

### TACKLES

100 TOTAL

7.5 TFL

2 PBU



# GAME 11: ALABAMA

## THE GAME: ARKANSAS vs. ALABAMA

### INSIDE THE SERIES

**All-Time Record:** Alabama leads, 21-8  
**In Fayetteville:** Alabama leads, 9-4  
**In Tuscaloosa:** Alabama leads, 8-4  
**In Little Rock:** Alabama leads, 2-0  
**At Neutral Sites:** Alabama leads, 2-0  
**Most points scored by Arkansas:** 42 (1998)  
**Most points scored by Alabama:** 65 (2018)  
**Largest margin of victory by Arkansas:** 36 (1998)  
**Largest margin of victory by Alabama:** 52 (2012)

### SERIES HISTORY

Date	UA/Opp Rank	Site	Result
Jan. 1, 1961	9/1	New Orleans, La.	L, 10-3
Jan. 1, 1980	6/2	New Orleans, La.	L, 24-9
Sept. 19, 1992	NR/9	Little Rock, Ark.	L, 38-11
Sept. 18, 1993	NR/2	Tuscaloosa, Ala.	W, 3-43@
Sept. 17, 1994	NR/12	Fayetteville, Ark.	L, 13-6
Sept. 16, 1995	NR/13	Tuscaloosa, Ala.	W, 20-19
Sept. 21, 1996	NR/13	Little Rock, Ark.	L, 17-7
Sept. 20, 1997	NR/11	Tuscaloosa, Ala.	W, 17-16
Sept. 26, 1998	NR/22	Fayetteville, Ark.	W, 42-6
Sept. 25, 1999	14/NR	Tuscaloosa, Ala.	L, 35-28
Sept. 23, 2000		Fayetteville, Ark.	W, 28-21
Sept. 22, 2001		Tuscaloosa, Ala.	L, 31-10
Sept. 28, 2002		Fayetteville, Ark.	L, 30-12
Sept. 27, 2003	9/NR	Tuscaloosa, Ala.	W, 34-31 (20T)
Sept. 25, 2004		Fayetteville, Ark.	W, 27-10
Sept. 24, 2005		Tuscaloosa, Ala.	L, 24-13^
Sept. 23, 2006	NR/22	Fayetteville, Ark.	W, 24-23 (20T)
Sept. 15, 2007	16/NR	Tuscaloosa, Ala.	L, 41-38^
Sept. 20, 2008	NR/9	Fayetteville, Ark.	L, 49-14
Sept. 26, 2009	NR/3	Tuscaloosa, Ala.	L, 35-7
Sept. 25, 2010	10/1	Fayetteville, Ark.	L, 24-20
Sept. 24, 2011	14/3	Tuscaloosa, Ala.	L, 38-14
Sept. 15, 2012	NR/1	Fayetteville, Ark.	L, 52-0
Oct. 19, 2013	NR/1	Tuscaloosa, Ala.	L, 52-0
Oct. 11, 2014	NR/7	Fayetteville, Ark.	L, 14-13
Oct. 10, 2015	NR/8	Tuscaloosa, Ala.	L, 27-14
Oct. 8, 2016	16/1	Fayetteville, Ark.	L, 49-30
Oct. 14, 2017	NR/1	Tuscaloosa, Ala.	L, 41-9
Oct. 6, 2018	NR/1	Fayetteville, Ark.	L, 65-31
Oct. 26, 2019	NR/1	Tuscaloosa, Ala.	L, 48-7
Dec. 12, 2020	NR/1	Fayetteville, Ark.	L, 52-3

@ Arkansas victory by NCAA-imposed forfeit

^ Win vacated due to NCAA Committee on Infractions penalty

### 100-YARD RUSHING GAMES (7)

Player	Date	Rushes	Yards	TDs
Rakeem Boyd	10/6/18	15	102	0
Darren McFadden	9/15/07	33	195	2
Darren McFadden	9/23/06	25	112	1
Cedric Cobbs	9/27/03	36	198	1
Madre Hill	9/26/98	20	120	1
Madre Hill	9/16/95	26	105	0
Oscar Malone	9/17/94	9	113	0

### 300-YARD PASSING GAMES (3)

Player	Date	C-A	Yards	TDs
Austin Allen	10/8/16	25-48	400	3
Ryan Mallett	9/25/10	25-38	357	1
Clint Stoerner	9/25/99	24-52	316	1

### 100-YARD RECEIVING GAMES (3)

Player	Date	Rec.	Yards	TDs
Jared Cornelius	10/8/16	5	146	0
Jarius Wright	9/25/10	6	131	0
Anthony Eubanks	9/20/97	7	104	1

### TOTALS

100-Yard Rushing Games (Players): 7 (5)

300-Yard Passing Games (Players): 3 (3)

100-Yard Receiving Games (Players): 3 (3)

## STATISTICAL BREAKDOWN: ARKANSAS vs. ALABAMA

Arkansas	Rank: SEC (FBS)	Category	Alabama	Rank: SEC (FBS)
30.9	8 (51)	Scoring Offense	44.6	1 (3)
22.9	6 (47)	Scoring Defense	18.2	3 (12)
439.8	5 (34)	Total Offense	484.7	3 (10)
347.0	6 (37)	Total Defense	288.3	2 (5)
233.5	2 (6)	Rushing Offense	162.1	10 (68)
151.3	8 (68)	Rushing Defense	81.5	2 (3)
206.3	12 (95)	Passing Offense	322.6	2 (11)
195.7	3 (23)	Passing Defense	206.8	5 (33)
19.4	8 (77)	Kickoff Return Avg.	26.9	3 (10)
10.6	4 (39)	Punt Return Avg.	9.6	5 (49)
28:38	12 (102)	Time of Possession	32:29	2 (14)
36.8%	11 (88)	3rd Down Conv. Pct.	56.6%	1 (1)
30.5%	1 (8)	3rd Down Conv. Pct. Defense	31.7%	2 (13)
36.7	12 (108)	Net Punting	36.4	13 (112)
0.50	3 (28)	Turnover Margin	0.80	2 (14)
2	12 (119)	Fumbles Recovered	4	5 (89)
4	5 (23)	Fumbles Lost	5	6 (44)
10	6 (31)	Passes Intercepted	12	2 (15)
12	9 (82)	Turnovers Gained	16	3 (35)
7	1 (3)	Turnovers Lost	8	3 (10)
154.9	5 (23)	Passing Efficiency	178.1	1 (4)
121.0	3 (30)	Pass Efficiency Defense	126.6	5 (44)
8.6	13 (125)	Fewest Penalties Per Game	7.1	9 (98)
70.5	13 (118)	Fewest Yards Penalized Per Game	63.8	10 (101)
1.8	13 (94)	Sacks	3.4	1 (5)
1.9	7 (51)	Sacks Allowed	2.4	10 (79)
6.1	5 (34)	Tackles for Loss	6.5	1 (22)
6.0	14 (94)	Tackles for Loss Allowed	5.2	11 (63)
224	7 (41)	First Downs	246	3 (13)
186	4 (37)	First Downs Allowed	171	3 (16)
89.5%	2 (23)	Red Zone Offense	94.0%	1 (6)
75.9%	3 (26)	Red Zone Defense	87.0%	9 (93)

## INDIVIDUAL STATS

ARKANSAS						ALABAMA					
Rushing	Att.	Yds.	Avg.	TD		Rushing	Att.	Yds.	Avg.	TD	
Trelon Smith	101	513	5.1	4		Brian Robinson Jr.	164	823	5.0	14	
KJ Jefferson	107	474	4.4	5		Roydell Williams	48	284	5.9	1	
Raheim Sanders	87	460	5.3	1		Jase McClellan	40	191	4.8	1	
Dominique Johnson	71	456	6.4	6							
Passing	Comp.	Att.	Yds.	TD/INT		Passing	Comp.	Att.	Yds.	TD/INT	
KJ Jefferson	147	226	1990	17/3		Bryce Young	232	327	3025	33/3	
Receiving	Rec.	Yds.	Avg.	TD		Receiving	Rec.	Yds.	Avg.	TD	
Treyton Burks	51	796	15.6	8		John Metchie	67	722	10.8	6	
Tyson Morris	20	305	15.3	2		Jameson Williams	51	1028	20.2	10	
Warren Thompson	16	241	15.1	2		Brian Robinson Jr.	23	205	8.9	2	
Trey Knox	12	73	6.1	1		Slade Bolden	23	224	9.7	1	
						Cameron Latu	15	214	14.3	6	
Punting	No.	Yds.	Avg.	Long		Punting	No.	Yds.	Avg.	Long	
Reid Bauer	43	1775	41.3	60		James Burnip	29	1128	38.9	48	
Punt Returns	No.	Yds.	Avg.	TD	Long	Punt Returns	No.	Yds.	Avg.	TD	Long
Nathan Parodi	15	163	10.9	1	80	JoJo Earle	13	95	7.3		29
Kickoff Returns	No.	Yds.	Avg.	TD	Long	Kickoff Returns	No.	Yds.	Avg.	TD	Long
AJ Green	9	147	16.3	0	31	Jameson Williams	7	286	40.9	2	100
Scoring	TD	FG	PAT	Total		Scoring	TD	FG	PAT	Points	
Cam Little	-	17	34	85		Brian Robinson Jr.	16	-	-	96	
Treyton Burks	9	-	-	54		Will Reichard	-	10	57	87	
Tackles	UT-AT	TT	TFL	Other		Tackles	UT-AT	TT	TFL	Other	
Bumper Pool	33-67	100	7.5-13	2 PBU		Henry To'oTo'o	27-44	71	3.0-15	1 PBU, 1 FF	
Hayden Henry	37-42	79	7.5-21	2.0 SK		Will Anderson Jr.	36-31	67	19.0-86	12.5 SK	
Grant Morgan	31-47	78	6.0-15	1 INT, 3 PBU		Jordan Battle	29-27	56	-	2 INT, 2 PBU	
Joe Foucha	23-32	55	5.5-16	0.5 SK, 5 PBU		Christian Harris	29-24	53	5.0-16	2.0 SK, 3 PBU	



### Box Score (Final) Arkansas Razorbacks Football

#1 Alabama vs Arkansas (Dec 12, 2020 at Fayetteville, AR)



Score by Quarters	1	2	3	4	Total
Alabama	10	28	7	7	52
Arkansas	3	0	0	0	3

#### Qtr Time Scoring play

1st	10:54	UA - Will Reichard 45 yd field goal, 7-19 2:22
	07:18	AR - M. Phillips 26 yd field goal, 11-66 3:36
	02:36	UA - DeVonta Smith 84 yd punt return (Will Reichard kick)
2nd	12:04	UA - Najee Harris 1 yd run (Will Reichard kick), 8-49 3:52
	11:50	UA - Najee Harris 5 yd run (Will Reichard kick), 1-5 0:04
	06:43	UA - B. Robinson Jr. 1 yd run (Will Reichard kick), 8-72 3:45
	00:33	UA - B. Robinson Jr. 4 yd run (Will Reichard kick), 13-70 4:31
3rd	07:24	UA - B. Robinson Jr. 4 yd run (Will Reichard kick), 14-89 7:36
4th	01:51	UA - Jase McClellan 80 yd run (Will Reichard kick), 1-80 0:13

	UA	AR
<b>FIRST DOWNS</b>	24	13
<b>RUSHES-YARDS (NET)</b>	38-216	43-80
<b>PASSING YDS (NET)</b>	227	108
Passes Att-Comp-Int	33-27-0	17-9-1
<b>TOTAL OFFENSE PLAYS-YARDS</b>	71-443	60-188
Fumble Returns-Yards	1-0	0-0
Punt Returns-Yards	3-111	1-15
Kickoff Returns-Yards	1-10	1-18
Interception Returns-Yards	1-0	0-0
Punts (Number-Avg)	2-37.5	6-40.5
Fumbles-Lost	1-1	4-3
Penalties-Yards	2-23	8-36
Possession Time	33:15	26:45
Third-Down Conversions	10 of 14	5 of 15
Fourth-Down Conversions	0 of 1	0 of 0
Red-Zone Scores-Chances	5-6	1-1
Sacks By: Number-Yards	8-49	0-0

**RUSHING:** Alabama-Jase McClellan 6-95; B. Robinson Jr. 13-54; Najee Harris 14-46; R. Williams 4-19; Mac Jones 1-2. Arkansas-Trelon Smith 19-69; TJ Hammonds 5-25; KJ Jefferson 6-11; Feleipe Franks 13-minus 25.

**PASSING:** Alabama-Mac Jones 24-29-0-208; Bryce Young 3-4-0-19. Arkansas-Feleipe Franks 8-10-0-90; KJ Jefferson 1-6-0-18; Treyton Burks 0-1-1-0.

**RECEIVING:** Alabama-M. Forristall 6-52; John Metchie 5-72; Slade Bolden 4-43; B. Robinson Jr. 4-22; DeVonta Smith 3-22; Javon Baker 2-15; Najee Harris 1-2; Jase McClellan 1-1; T. Jones-Bell 1-minus 2. Arkansas-Mike Woods 3-43; Blake Kern 2-19; Treyton Burks 2-16; Trelon Smith 1-24; Trey Knox 1-6.

**INTERCEPTIONS:** Alabama-Brian Branch 1-0. Arkansas-None.

**FUMBLES:** Alabama-R. Williams 1-1. Arkansas-TEAM 1-0; KJ Jefferson 1-1; Trelon Smith 1-1; Feleipe Franks 1-1.

Alabama (10-0,10-0) vs. Arkansas (3-7,3-7)  
Date: Dec 12, 2020 • Site: Fayetteville, AR • Stadium: DWRRS  
Attendance: 16500

Kickoff time: 11:02 AM • End of Game: 2:06 pm • Total elapsed time: 3:04  
Officials: Referee: Ken Williamson; Umpire: Michael Moten; Linesman: Mickey Bryson;  
Line judge: Randall Kizer; Back judge: Tom Fimmen; Field judge: Dan Gautreaux;  
Side judge: Jesse Dupuy; Center judge: Scott Walker;



# GAME 11: ALABAMA

## IN DEPTH CHART: OFFENSE

WR



**10 De'Vion Warren ||| 5-10, 195, \*Sr.**

Played in 7 games and started 6 before his 2020 season was cut short due to a knee injury ... Made 15 grabs for 278 yards, scored three touchdowns, and rushed four times for 35 yards (8.8 ypc).



	REC	YDS	TD
2021	11	156	0
2020	15	278	3
2019	4	19	0
2018	3	14	1
Totals*	34	472	4

**- OR - 84 Warren Thompson ||| 6-3, 201, R-Jr.**

Caught his first TD at Arkansas vs. Ga. Southern, 60-yard catch ... Transfer from Florida St., played for OC Kendal Briles in 2019 ... Played in 16 games (3 starts) at FSU making 11 catches for 195 yards.

	REC	YDS	TD
2021	16	241	2
2020	5	104	1
2019	6	91	0
Totals	27	436	3

WR



**16 Treyton Burks ||| 6-3, 225, Jr.**

Scored 3 TDs (2 receiving, 1 rushing) vs. UAPB ... 8th all-time at ARK in career receiving yds ... Only Razorback in history w/ 2 TD catches of 85+ yards (91-yd TD catch vs. GS, 2nd longest TD catch in school history, 85 vs. TAMU).

	REC	YDS	TD
2021	51	796	8
2020	51	820	7
2019	29	475	0
Totals	131	2091	15

**11 Jaquayln Crawford ||| 5-10, 175, R-Jr.**

Redshirted and sat out 2020 season after transferring from Oklahoma ... Played in two games for Sooners over 2 seasons ... A four-star recruit by 247Sports, ESPN and Rivals ... Rated No. 146 nationally by ESPN and No. 179 by 247Sports.

	REC	YDS	TD
2021	3	27	0
2019	0	0	0
Totals	3	27	0

LT



**76 Myron Cunningham ||| 6-6, 325, \*R-Sr.**

25 consecutive starts at LT ... Voted Team Captain ... Anchored OL at LT, starting all 10 games in 2020, 1 of 2 UA OL to do so (Latham) ... Logged the most snaps of any Razorback ... First Team NJCAA All-American (2018).



	GP	GS
2021	10	10
2020	10	10
2019	11	10
Totals	31	30

**74 Jalen St. John ||| 6-5, 330, R-Fr.**

Redshirted during his first season at Arkansas in 2020 ... Four-star prospect by Rivals ... Rated as the No. 9 offensive guard in the country and seventh overall player in the state of Missouri by Rivals.

	GP	GS
2021	2	0
Totals	2	0

LG



**62 Brady Latham ||| 6-5, 305, R-So.**

20 straight starts ... Started all 10 games at left guard in 2020, 1 of 2 Razorback OL to start every game (Myron Cunningham) ... Named to the SEC All-Freshman Team, the first Arkansas offensive lineman since Denver Kirkland in 2013.

	GP	GS
2021	10	10
2020	10	10
2019	3	0
Totals	23	20

**70 Luke Jones ||| 6-5, 310, R-Jr.**

Played in all 10 games in 2020 ... According to Pro Football Focus, saw action in 84 offensive and 100 special teams plays ... Transferred to Arkansas from Notre Dame in 2019 ... Little Rock native played at Pulaski Academy.

	GP	GS
2021	10	0
2020	10	0
2019	-	-
Totals	20	0

C



**51 Ricky Stromberg ||| 6-4, 311, So.**

Preseason First-Team All-SEC according to league's coaches ... On the Rimington Award Watch List for nation's best center ... Played in 9 games, 8 starts, in 2020 at center.

	GP	GS
2021	10	10
2020	9	8
2019	12	11
Totals	31	29

**57 Shane Clenin ||| 6-6, 325, R-Sr.**

Played in 7 games in 2020, seeing almost all of his action on special teams ... According to Pro Football Focus, saw action in 42 special teams snaps, all coming on the field goal unit, and 4 offensive snap.



	GP	GS
2021	10	0
2020	7	0
2019	11	1
2018	7	2
Totals	35	3

RG



**55 Beaux Limmer ||| 6-5, 300, R-So.**

8 straight starts at RG ... Played in 7 games and made 5 starts in 2020, all coming at right guard ... Did not allow a sack in 171 pass blocking plays.

	GP	GS
2021	10	8
2020	6	5
2019	4	0
Totals	20	13

**66 Ty Clary ||| 6-4, 315, \*Sr.**

Made first start at RT at Ole Miss ... Preseason All-SEC selection ... Played in last 8 games and started last 7 of 2020, making 5 starts at right guard and 2 at center ... 38 career starts are most on the team.



	GP	GS
2021	7	5
2020	8	7
2019	12	12
2018	12	11
Totals*	45	39

RT



**78 Dalton Wagner ||| 6-9, 330, R-Sr.**

Missed AUB and UAPB games with finger injury ... Played in 8 games and started the final 5 at right tackle in 2020 ... According to Pro Football Focus, played in 413 snaps all at right tackle.




	GP	GS
2021	7	7
2020	7	5
2019	12	12
2018	11	1
Totals	36	25

**53 Ty'Kieast Crawford ||| 6-5, 350, So.**

Played 2020 at Charlotte, playing in 6 games and starting 3 ... Saw all of his action at right tackle, playing 151 snaps, according to PFF ... Did not allow a sack on 55 pass blocking plays ... Originally committed to Arkansas out of high school.

	GP	GS
2021	9	0
2020 (CHA)	5	5
Totals	14	5

QB



**1 KJ Jefferson ||| 6-3, 245, R-So.**

Has thrown at least 1 TD in 8 of 10 games ... Completed 82.6% (19/23) of passes vs. MSU - 2nd best vs. SEC opponent (min. 20 att.) in single game in UA history ... Started 1 game as a freshman at No. 1 LSU in 2019.

	C-A-I	YDS	TD
2021	147-226-3	1990	17
2020	20-41-0	295	3
2019	14-31-1	197	0
Totals	181-298-4	2482	20

**4 Malik Hornsby ||| 6-2, 180, R-Fr.**

Has seen action in 6 of 10 games ... Four-star prospect by 247Sports and ESPN out of high school ... Rated as the No. 5 dual-threat quarterback in the country and 14th overall player in the state of Texas by 247Sports.

	C-A-I	YDS	TD
2021	5-12-0	46	0
2020	0-0-0	0	0
Totals	5-12-0	46	0

RB



**20 Dominique Johnson ||| 6-1, 240, So.**

Caught his first career TD at LSU ... Recorded his first career 100-yard game with 107 yards and 2 TDs vs. Miss. State ... Started his first career game vs. Auburn ... Played in 7 games as a true freshman in 2020 primarily on special teams.

	ATT	YDS	TD
2021	71	456	6
2020	0	0	0
Totals	71	456	6

**22 Treton Smith ||| 5-9, 185, R-Sr.**

Third career 100-yard game vs. Rice ... Played in all 10 games, 4 starts, in 2020 ... Produced team-bests with 134 carries for 710 yards (5.3 ypc) and 5 TDs ... Transfer from Arizona St. after 2018 - two-year letterwinner (2017-18).

	ATT	YDS	TD
2021	101	513	4
2020	134	710	5
2019 (ASU)	11	56	0
2018 (ASU)	1	0	0
Totals	247	1283	9

TE



**87 Blake Kern ||| 6-4, 265, \*R-Sr.**

First TD catch of the season vs. UAPB ... Played in all 10 games, made 5 starts in 2020 ... Logged 20 catches for 201 yards with 2 touchdowns ... Ranked 4th on the team in receptions and receiving yards ... Former walk-on.



	REC	YDS	TD
2021	10	122	1
2020	20	201	2
2019	0	0	0
2018	0	0	0
Totals	30	323	3

**7 Trey Knox ||| 6-5, 215, Jr.**

Moved to TE during the season ... Played in all 10 games at WR (6 starts in 2020 ... As a freshman in 2019, started 11 games catching 28 pass for 385 yards and 3 TDs ... 385 yards ranked 3rd among SEC freshman.

	REC	YDS	TD
2021	12	73	1
2020	7	70	0
2019	28	385	3
Totals	47	528	4

WR



**19 Tyson Morris ||| 6-1, 202, R-Sr.**

At least 1 catch in 9 of 10 games ... Appeared in 10 games in 2020, 7 catches for 67 yards with one TD ... Father, Isaiah, played basketball for Arkansas (1990-92) and was second-round pick in 1992 NBA Draft to Miami.



	REC	YDS	TD
2021	20	305	2
2020	7	62	1
2019	13	155	1
2018	4	30	1
Totals	44	552	5

**2 Ketron Jackson Jr. ||| 6-2, 205, Fr.**

Caught his first career TD in win over UAPB ... Consensus four-star prospect by 247Sports, Rivals and ESPN ... As a senior, made 39 catches for 765 yards (19.6 ypc) and scored 10 touchdowns.

	REC	YDS	TD
2021	3	44	1
Totals	3	44	1



# GAME 11: ALABAMA

## IN DEPTH CHART: DEFENSE

	U-A-T	TFL	SACK
2021	5-14-19	4.0	1.5
2020	9-13-22	1.5	1.0
2019	6-6-12	0.0	0.0
Totals	20-33-53	5.5	2.5

### 56 Zach Williams III 6-4, 255, Jr.

Played in 9 games and made 4 starts on DL in 2020 ... Registered 22 tackles (9 solo) with 1.5 TFL, 1.0 sack and one QB hurry ... Son of former Arkansas linebacker Rickey Williams (1984-87).



**JACK**

	U-A-T	TFL	SACK
2021	0-6-6	0.5	0.5
2020	1-4-5	0.5	0.0
2019	9-10-19	1.5	0.0
Totals	10-20-30	2.5	0.5

### 11 Mataio Soli III 6-4, 240, Jr.

Played in 9 games in 2020 with 5 tackles ... Started 11 of 12 games played as a true freshman in 2019 with 19 tackles and 1.5 TFLs ... Son of former Arkansas and All-SEC DL Junior Soli (1992-95)




**DT**

	U-A-T	TFL	SACK
2021	8-25-33	3.5	2.0
2020	14-8-22	3.0	0.0
2019	28-22-50	3.0	0.0
2018	9-21-30	2.0	1.0
Totals	59-74-135	11.5	3.0

### 99 John Ridgeway III 6-6, 320, R-Sr.

Second sack of the season at LSU ... Missed opener due to appendectomy ... Transferred from Illinois State ... In Illinois St.'s 2021 season, 22 tackles and added 3.0 TFLs, one INT, one PBU and three QBHs over four games.



**DT**

	U-A-T	TFL	SACK
2021	4-11-15	2.0	1.5
2020	6-18-24	0.5	0.5
2019	7-10-17	1.0	0.5
2018	1-0-1	0.0	0.0
Totals	18-39-57	3.5	2.5

### 93 Isaiah Nichols III 6-3, 300, R-Jr.

Played in 9 games, making 7 starts in 2020 ... Totaled 24 tackles (six solo), 0.5 TFL, 0.5 sacks and 1 QB hurry ... Made first career start and recorded three tackles and QB hurry against Georgia.




**DT**

	U-A-T	TFL	SACK
2021	3-7-10	2.0	1.0
2020	16-3-19	2.0	0.0
2019	5-4-9	1.0	0.0
2018	1-0-1	0.0	0.0
*Totals	30-20-50	6.0	2.0

### 0 Markell Utsey III 6-4, 290, \*R-Sr.

Played at Missouri 2016-20 ... Totaled 9 games played with 19 tackles, 2.0 tackles for loss and 1 pass broken up as a senior in 2020 ... One of three transfer DL ... From Little Rock, Ark.



**DT**

	U-A-T	TFL	SACK
2021	3-19-22	0.5	0.0
2020	12-15-27	3.0	3.0
2019	1-3-4	0.0	0.0
Totals	16-37-53	3.5	3.0

### 50 Eric Gregory III 6-4, 295, R-So.

Played in 9 games and made 7 starts at defensive end in 2020 ... Totaled 27 tackles and 3.0 TFL ... Led team with 2.5 sacks and also had 1 QB hurry and one interception ... Will also play DE.




**DE**

	U-A-T	TFL	SACK
2021	9-14-23	6.5	2.0
2020	14-7-21	2.5	2.0
2019	13-11-24	3.0	1.0
2018	7-13-20	5.0	2.5
*Totals	58-50-108	21.0	14.5

### 55 Tre Williams III 6-4, 283, \*R-Sr.

2nd 2.0 sack game of season vs. MSU (2.0 vs. TAMU) ... 1 of 3 transfer DL, (Missouri) ... Played in 8 games, four starts, for Mizzou in 2020 with 21 tackles, 2.5 TFL and 1 sack ... SEC All-Freshman team in 2019.



**DE**

	U-A-T	TFL	SACK
2021	3-3-6	0.0	0.0
2020	0-0-0	0.0	0.0
Totals	3-3-6	0.0	0.0

### 58 Jashaud Stewart III 6-2, 240, So.

Earned 1st career start vs. UAPB ... Played in 8 games seeing action mainly on special teams in 2020 ... According to Pro Football Focus, played in 66 special teams/5 defensive snaps ... First recruit to commit to Coach Pittman at Arkansas.




**LB**

	U-A-T	TFL	SACK
2021	37-42-79	7.5	2.0
2020	14-11-25	3.0	1.0
2019	16-15-31	2.5	1.0
2018	9-15-24	0.0	0.0
*Totals	78-83-161	13.0	4.0

### 27 Hayden Henry III 6-2, 225, \*Sr.

Walker Camp DPOW after career-best 15 tackles, 2.5 TFLs vs. Texas ... Logged a career season-best 25 tackles (14 solo) with 3.0 tackles for loss and 1.0 sack ... Middle brother of Hunter and Hudson Henry.



**LB**

	U-A-T	TFL	SACK
2021	33-67-100	7.5	0.0
2020	40-61-101	6.5	0.5
2019	38-56-94	6.5	1.0
2018	14-15-29	2.5	0.0
Totals	125-199-324	23.0	1.5

### 10 Bumper Pool III 6-2, 229, Jr.

6 games this season with 10+ tackles ... Back-to-back 100 tackle seasons ... All-SEC Second Team by coaches in 2020 ... Finished second on team making 101 total tackles (40 solo) and tied for second with 6.5 TFL and five passes broken up.




**LB**

	U-A-T	TFL	SACK
2021	31-47-78	6.0	0.5
2020	40-71-111	5.0	1.0
2019	9-30-39	3.0	1.0
2018	8-16-24	2.5	0.0
*Totals	111-180-291	20.0	3.5

### 31 Grant Morgan III 5-11, 235, \*R-Sr.

1 of 13 Campbell Trophy finalists ... Voted Team Captain ... Walter Camp All-American (2nd) in 2020 after leading FBS with 12.3 tackles/game ... Burlsworth Trophy Finalist (2020) ... Married to his wife, Sydnie.



**LB**

	U-A-T	TFL	SACK
2021	4-3-7	0.0	0.0
2020	3-9-12	0.0	0.0
2019	2-3-5	0.0	0.0
Totals	9-15-24	0.0	0.0

### 28 Andrew Parker III 6-2, 245, R-Jr.

Matched a career-best with 4 tackles vs. Rice ... Played in all 10 games in 2020, seeing action at LB and on various special teams units ... Totaled 12 tackles ... Saw action in seven games in 2019, making five tackles.




**CB**

	U-A-T	TFL	INT
2021	5-5-10	0.0	0
2020	8-9-17	1.0	0
2019	15-7-22	1.0	0
2018	0-0-0	0.0	0
Totals	28-21-49	2.0	0

### 24 LaDarrius Bishop III 6-0, 190, R-Jr.

Started 8 games at CB ... Played in all 10 games in 2020 making 1 start at CB in the season finale against Alabama ... Logged 17 total tackles with 1.0 TFL and two passes broken up ... Nickname is DaeDae ... First cousin of Montaric Brown.



**CB**

	U-A-T	TFL	INT
2021	6-6-12	0.0	0
2020	32-15-47	1.0	3
Totals	38-21-59	1.0	3

### 17 Hudson Clark III 6-2, 180, R-So.

Played in 8 games and made 7 starts at CB in 2020 ... Team's fifth-leading tackler, posting 47 stops (32 solo) and tied for the team lead making 3 interceptions ... Former walk-on ... Both parents are U of A grads.




**S**

	U-A-T	TFL	INT
2021	17-9-26	1.0	2
2020	9-6-15	1.0	0
Totals	26-15-41	2.0	2

### 2 Myles Slusher III 6-0, 185, So.

Picked off his second career pass at LSU ... Played in 7 games and started 1 as a true freshman in 2020 making 15 tackles with 1.0 TFL and 2 fumble recoveries ... Four-star recruit and No. 5 safety out of Broken Arrow, Okla.



**S**

	U-A-T	TFL	INT
2021	5-4-9	0.0	0
2020	1-0-1	0.0	0
2019	1-1-2	0.0	0
Totals	7-5-12	0.0	0

### 4 Malik Chavis III 6-2, 195, R-So.

Intercepted his first career pass in his first career start vs. UAPB ... Played in 7 games, registering 1 tackle in 2020 ... According to Pro Football Focus, played 39 defensive and 49 special teams snaps.




**S**

	U-A-T	TFL	INT
2021	23-32-55	5.5	0
2020	18-42-60	2.0	2
2019	44-43-87	1.0	1
2018	6-5-11	0.0	0
Totals	91-122-213	8.5	3

### 7 Joe Foucha III 5-11, 205, Sr.

Season-best 11 tackles at Ole Miss ... Voted Team Captain ... Played in 10 games, starting final 8 in 2020 ... Finished 4th on team in tackles, making 60 total stops with 3.0 TFL, 1.0 sack, 2 interceptions, 3 passes broken up, 1 FR and 1 FF.



**S**

	U-A-T	TFL	INT
2021	16-11-27	0.0	0
2020	10-13-23	0.0	0
2019	1-0-1	0.0	0
Totals	27-24-51	0.0	0

### 15 Simeon Blair III 5-10, 210, R-Jr.

4 starts this year ... Played in 9 games and made 2 starts in 2020 ... Totaled 23 tackles with 2 passes broken up ... Made his first career start in the season-opener against UGA ... Former walk-on earned scholarship prior to 2020 season.




**CB**

	U-A-T	TFL	INT
2021	20-24-44	1.0	4
2020	20-11-31	2.0	1
2019	25-14-39	1.0	1
2018	8-1-9	0.0	0
Totals	73-50-123	4.0	6

### 21 Montaric Brown III 6-0, 190, R-Sr.

Picked off his 6th career pass at LSU in OT ... Played and started in 8 games at CB in 2020 ... Logged 31 tackles (20 solo) with 2.0 TFL, 1 interception and one FF ... Led team with 6 passes broken up ... First cousin of LaDarrius Bishop.



**CB**

	U-A-T	TFL	INT
2021	1-0-1	0.0	0
2020	0-0-0	0.0	0
2019	0-0-0	0.0	0
Totals	1-0-1	0.0	0

### 23 Devin Bush III 6-0, 200, R-So.

Made his first career tackle vs. Rice ... Played in 3 games in 2020 ... Played all 4 defensive snaps at cornerback in the win over Ole Miss ... Former four-star recruit.



**CB**

	U-A-T	TFL	INT
2021	17-22-39	2.5	0
2020	22-17-39	3.0	2
2019	13-12-25	0.0	1
Totals	52-51-103	5.5	3

### 9 Greg Brooks Jr. III 5-11, 185, Jr.

Played in 9 games, making 8 starts at NB in 2020 ... Logged 39 tackles, sixth-most on the team and fourth-most by a DB ... Added 3.0 TFL, two INT, 1 PBU and 2 QB hurries ... Son of former NFL player Greg Brooks Sr.



**NB**

### - OR - 8 Jayden Johnson III 6-2, 220, Fr.

2 starts at NB this season ... Earned his first career start as the NB vs. UAPB ... Three-star prospect out of Cedartown, Ga. ... Played QB, WR, RB, CB and safety in high school.



## RAZORBACK TRENDS

	2021	Streak
Overall	7-3	W3
At Home	5-1	W2
On the Road	1-2	W1
Neutral	1-0	W1
September	4-0	W4
October	1-3	W1
November	2-0	W2
December	0-0	L3
vs. SEC	3-3	W2
vs. Non-Conference	3-1	W4
vs. Ranked Opponents	2-2	L2
<b>Record in Games...</b>		
Decided by 7 pts or less	1-1	W1
Decided by 3 pts or less	2-1	W2
During the day	5-3	W2
At night	2-0	W2
<b>Record When Scoring...</b>		
Less than 21 points	2-1	W1
21+ points	5-2	W2
30+ points	5-1	W2
40+ points	3-1	W1
50+ points	0-1	L1
<b>Record When Allowing...</b>		
Less than 14 points	4-0	W18
Less than 21 points	5-0	W17
21+ points	2-3	W1
<b>Record When...</b>		
Scoring first	7-1	W3
Opponents score first	0-2	L6
Leading after the 1Q	6-1	W2
Trailing after the 1Q	0-2	L5
Tied after the 1Q	1-0	W2
Leading at halftime	5-0	W5
Trailing at halftime	2-3	W1
Tied at halftime	0-0	L2
Leading after the 3Q	6-0	W6
Trailing after the 3Q	0-2	L26
Tied going into the 4Q	1-1	L1
In overtime games	1-0	W1
<b>Record With...</b>		
Less than 400 yards total offense	3-1	W2
400+ yards total offense	4-2	W1
500+ yards total offense	2-1	W1
600+ yards total offense	1-1	L1
Less than 100 yards rushing	0-1	L2
100+ yards rushing	7-2	W3
200+ yards rushing	5-2	W2
300+ yards rushing	1-1	L1
Less than 200 yards passing	4-1	W2
200+ yards passing	3-2	W1
300+ yards passing	1-1	L1
400+ yards passing	0-0	L2
A 300-yard passer	1-1	L1
A 100-yard rusher	2-1	W1
<b>Record When Allowing...</b>		
Less than 200 total yards	0-0	W6
200+ total yards	7-2	W3
300+ total yards	3-3	W2
400+ total yards	1-2	W1
Less than 100 rush yards	2-0	W3
100+ rush yards	5-3	W2
200+ rush yards	0-2	L5
Less than 200 pass yards	4-1	W1
200+ pass yards	3-2	W2
300+ pass yards	1-0	W1
400+ pass yards	1-0	W1
A 100-yard rusher	1-1	W1
<b>Record When Having...</b>		
No turnovers	4-1	W2
Less than 3 turnovers	3-2	W1
3 or more turnovers	0-0	L3
No takeaways	1-2	L2
Less than 3 takeaways	5-1	W3
3 or more takeaways	1-0	W6
Win turnover battle	4-0	W7
Lost turnover battle	0-1	L16
Turnovers even	3-2	W1
More than 30:00 TOP	3-2	L2
Less than 30:00 TOP	4-1	W3

## RAZORBACK NOTEBOOK

### NOTABLES FROM WEEK 11

- Arkansas went into Death Valley and left with a 16-13 OT win, snapping a five-game losing streak to LSU and winning in Baton Rouge for the first time since Nov. 23, 2007.
- Arkansas moved to 7-3 overall and 3-3 in SEC play on the season, its most wins in a year since 2016 (7).
- Arkansas held LSU to 13 points or fewer at Tiger Stadium for the first time since Florida held LSU to 10 points in 2016.
- It was the first time Arkansas held LSU to 13 or fewer points in Baton Rouge since a 6-6 tie on Nov. 29, 1906.
- Arkansas improved to 13-7 all-time in overtime games with the win. The Razorbacks won a game on the game's final offensive play for the first time since at Ole Miss in 2017.
- RB Dominique Johnson recorded his first career receiving touchdown in the third quarter, scoring on a 43-yard pass from QB KJ Jefferson. Johnson is second on the team with seven touchdowns (6 rushing, 1 receiving) this season.
- LB Bumper Pool (13), LB Grant Morgan (11) and LB Hayden Henry (10) each recorded double-digit tackles. Pool's team-leading 13 stops, including 2.0 TFLs, were his sixth double-digit tackle game of the season and the 15th of his career.
- DB Myles Slusher logged his second interception of the year, while DB Montaric Brown intercepted his team-high fourth pass of the season in the game. Since Barry Odom began his tenure as defensive coordinator in 2020, the Razorbacks have totaled 23 interceptions in 20 games.
- K Cam Little connected on all three of his field goal attempts, hitting from 48, 31 and 37 yards. His 37-yarder in OT was the Hogs' first walk-off field goal in overtime since K Alex Tejada also made a 37-yarder to beat ECU in the 2010 Liberty Bowl.
- Little's 17 made field goals this season ate the most by an Arkansas freshman kicker since Zach Hocker made 16 in 2010. His 17 makes are tied for eighth on Arkansas' single-season list, and his 85 points are just one shy of cracking the top 10.



Under **Sam Pittman**, Arkansas' explosive offense leads all FBS teams with 87 rushing plays of 10+ yards. The Hogs' 167 total plays from scrimmage of 10+ yards rank second in the SEC.

### KJ WOMPERSON

- Redshirt sophomore quarterback KJ Jefferson will make his 13th career start this weekend against SEC West foe LSU. His first career start came at top-ranked and eventual national champion LSU in 2019. Of his 11 career starts to date, five have come against top-20 teams in the AP Poll: #1 LSU, #2 Georgia, #7 Texas A&M, #15 Texas, #17 Ole Miss.
- Jefferson has thrown for 1,990 yards and 17 touchdowns through 10 games in 2021. He is third in the SEC in average yards per completion (13.5) and fifth in yards per pass attempt (8.8), ranking fourth in the conference and 14th among all FBS quarterbacks in passing efficiency (161.2) this season.
- Jefferson, who has also run for 474 yards and five touchdowns this year, is the first Razorback quarterback to have multiple games with at least two rushing touchdowns in the same season (2 vs. Rice, 3 at Ole Miss) since 1997.
- Jefferson is the third Arkansas passer since 1997, along with QB Ryan Mallett and QB Brandon Allen, to post a completion percentage of 80.0 or better on 20+ pass attempts, completing 19-of-23 passes (82.6%) for 191 yards and a touchdown against Mississippi State this season.
- Since 2000, only six SEC signal-callers have thrown for three-plus touchdowns and rushed for three-plus scores in a game: Texas A&M QB Johnny Manziel, Mississippi State QB Dak Prescott, Ole Miss QB Chad Kelly, LSU QB Joe Burrow, Ole Miss QB Matt Corral, Arkansas QB KJ Jefferson.
- Jefferson is one of only four quarterbacks in the FBS with 1,900+ passing yards, 15+ passing touchdowns, 400+ rushing yards and 5+ rushing scores on the year:



Through 10 games, **KJ Jefferson** is one of only four FBS quarterbacks with 1,900+ passing yards, 15+ passing touchdowns, 400+ rushing yards and 5+ rushing touchdowns on the year.

Player	School	Passing Yards	Passing TDs	Rushing Yards	Rushing TDs
Matt Corral	Ole Miss	2,773	17	523	10
Sam Howell	North Carolina	2,704	22	727	9
Malik Willis	Liberty	2,159	21	755	10
<b>KJ Jefferson</b>	<b>Arkansas</b>	<b>1,990</b>	<b>17</b>	<b>474</b>	<b>5</b>



### TREYLON DOWN THERE SOMEWHERE

- Junior wideout Treylon Burks, named to the watch lists for the Biletnikoff Award, Maxwell Award and Walter Camp Player of the Year, is one of the best players in the country, earning preseason All-SEC honors from the media and league's head coaches entering 2021.
- Burks led Arkansas with 51 receptions for 820 yards and seven touchdowns in 2020, finishing third in the SEC in receiving yards per game (91.1) and fifth in total receiving yards despite missing a game. He was one of two FBS receivers with 800+ receiving and 70+ rushing yards.
- Burks has picked up where he left off, leading the Hogs in every major category in 2021: receptions (51), receiving yards (796), receiving touchdowns (8), receiving yards per catch (15.6) and receiving yards per game (79.6). He ranks third among all pass catchers in the SEC in receiving touchdowns and is third in both receiving yards and receiving yards per game this season.
- Burks currently tops the SEC with 17 plays of 20+ yards and touts a nation-best two receiving plays over 80 yards, including a 91-yard touchdown catch from QB KJ Jefferson against Georgia Southern earlier this season. The play currently stands as the second-longest passing score in school history behind QB Matt Jones and WR Richard Smith's 92-yarder against Tennessee in 2002.
- Burks ranks ninth in the SEC in total all-purpose yards (911) and 10th in all-purpose yards per game (91.0) this season, rushing for 115 yards and a touchdown on 10 carries in addition to his eye-popping receiving numbers.
- Burks is one of 10 FBS players with 100+ rushing yards and 40+ receptions this year. His 799 receiving yards and eight receiving touchdowns are the most among all players on that list, while his nine rushing attempts (12.2 avg.) are the fewest.
- Since the start of the 2020 season, Burks is one of only three SEC pass catchers with 1,300+ total receiving yards: Alabama WR and 2020 Heisman Trophy winner DeVonta Smith (1,856), Alabama WR John Metchie (1,638), Arkansas WR Treylon Burks (1,616).
- Burks has 131 career receptions for 2,091 yards. He currently ranks eighth on the school's all-time receiving yards list, needing only 122 catches to eclipse 2,000 receiving yards for his career. His eight career 100-yard receiving games rank fourth in the program record book.
- It took 18 games for Burks to reach 1,000 career receiving yards, joining WR Boo Williams as the fastest Razorback to reach the milestone.
- Burks is one of only three active FBS pass catchers to record a reception in every game played of their career (min. 20 career games):

Rank	Player	School	Games
1.	Justin Hall	Ball State	54
2.	Jake Ferguson	Wisconsin	44
3.	<b>Treylon Burks</b>	<b>Arkansas</b>	<b>30</b>



**Treyton Burks** ranks eighth in the school record book for career receiving yards (2,091) and fourth for career 100-yard receiving games (8).

### T-MO

- Redshirt senior wide receiver Tyson Morris has emerged as a big-time playmaker for the Razorbacks after returning to Arkansas for his super-senior season.
- As one of KJ Jefferson's go-to targets, Morris, who is second on the Hogs in every major receiving category, has 20 catches for 305 yards (15.3 avg.) and two touchdowns.
- Morris has logged a season-best three receptions in five games this season, collecting a season-best 61 receiving yards and touchdown against Georgia Southern.
- The Helena-West Helena, Ark., native, is a local product who went to Fayetteville High School and then attended Central Oklahoma before transferring to Arkansas in 2017. His father, Isaiah, played basketball for Arkansas from 1990-92 and was a second-round pick by the Miami Heat in the 1992 NBA Draft.

### DEUCE DEUCE



**Trelon Smith**, a transfer from Arizona State, has found the end zone in seven of his last 14 games, totaling nine rushing touchdowns in that span.

- Redshirt junior running back Trelon Smith has proven to be a pivotal addition on the field for the Razorbacks.
- After sitting out the 2019 season due to NCAA transfer rules, Smith, who made his way to Arkansas from Arizona State, led the Hogs with 710 rushing yards and five rushing touchdowns in 2020 – all five of which came in the season's last four weeks.
- He turned in the best game of his career at Missouri last season, totaling career bests of 172 yards on 26 carries and three touchdowns. He was the first Arkansas ball carrier to score three times in a game since RB Rawleigh Williams tallied four rushing touchdowns against Mississippi State in 2016 as well as the first tailback to post 170+ rushing yards against an SEC opponent since Williams dashed for 180 yards in that very same game against Mississippi State.
- In his first career start, which came last season at Auburn, Smith rushed for 81 yards while logging 78 receiving yards and a touchdown. He became the first Arkansas player on record to total 70-plus rushing and receiving yards in a game.
- Smith has shown no signs of slowing down this season, running for a team-leading 513 yards and four touchdowns through 10 games in 2021. The speedster eclipsed the 100-yard mark for the third time in his career in the season-opening win against Rice and has scored a touchdown on the ground in four of the Razorbacks' nine games this year.
- Smith surpassed the 1,000-yard rushing mark for his career in the win against Texas A&M, becoming the 19th Razorback player since 1997 to reach the milestone.

### FOUR-HEADED RUSHING MONSTER

- The quartet of RB Trelon Smith (513 yards), QB KJ Jefferson (474 yards), RB Raheim Sanders (460 yards) and RB Dominique Johnson (456 yards) have powered the Razorbacks' ground game this season. Arkansas' rushing offense ranks second in the SEC and sixth nationally in yards per game at 233.5.
- Through 10 games, Arkansas is one of only two FBS teams, including fellow SEC member Ole Miss, with four 400-yard rushers this year.
- Smith, Sanders, Jefferson and Johnson are the first Hog foursome to each rush for 400+ yards in a season since 1975 when Arkansas averaged 320 rushing yards per game. RB Ike Forte (983 yards), RB Jerry Eckwood (792 yards), RB Rolland Fuchs (618 yards) and QB Scott Bull (533 yards) totaled a then-school record 3,523 yards on the ground that year.
- Johnson (6), Jefferson (5) and Smith (4) have each rushed for 400+ yards and 4+ touchdowns this season. Arkansas is one of only five FBS teams, along with Coastal Carolina, Ole Miss, Tennessee and UCLA, with at least three ball carriers who each have 400 or more rushing yards and four or more rushing scoring on the year.
- Arkansas has three players with four or more rushing touchdowns in a season for the first time since 2017: RB David Williams (8), RB Devwah Whaley (7), RB Chase Hayden (4).
- Sanders ran wild at Ole Miss earlier this season, totaling a career-high 139 yards on 17 carries, his first career 100-yard rushing game. He is the first Arkansas freshman to rush for 100-plus yards in a game since Chase Hayden (120) did so against Florida A&M in 2017.
- Sanders' 139 total rushing yards at Ole Miss was the seventh-most rushing yards ever by an Arkansas freshman in a single game.
- Sanders is the first Arkansas freshman rusher to total more than 400 rushing yards in a season since RB Devwah Whaley (602) in 2016.



## RAZORBACKS IN THE NFL

# #PROFOGS



As of Nov. 14, 2021

Name	Pos.	NFL Team
McTelvin Agim	DL	Denver Broncos
Brandon Allen	QB	Cincinnati Bengals
Alex Collins	RB	Seattle Seahawks
Kamren Curl	S	Washington Football Team
Trey Flowers	DL	Detroit Lions
Feleipe Franks	QB	Atlanta Falcons
Hjalte Froholdt	OL	Cleveland Browns
Dre Greenlaw*	LB	San Francisco 49ers
De'Jon Harris^	LB	Washington Football Team
Hunter Henry	TE	New England Patriots
Jerry Jacobs	DB	Detroit Lions
Xavier Kelly*	DL	Baltimore Ravens
Jeremiah Ledbetter^	DL	Jacksonville Jaguars
Jonathan Marshall	DL	New York Jets
Jason Peters	OL	Chicago Bears
Darius Philon	DL	Las Vegas Raiders
Frank Ragnow*	OL	Detroit Lions
Randy Ramsey*	LB	Green Bay Packers
Chris Smith^	DL	Houston Texans
Jeremy Sprinkle	TE	Dallas Cowboys
Armon Watts	DL	Minnesota Vikings
Deatrich Wise Jr.	DL	New England Patriots

\* Reserve/Injured // ^ Practice Squad



### THE HOG POD WITH BO MATTINGLY

Check out the Hog Pod with Bo Mattingly for great stories and insight about Razorback football, including episodes with AD Hunter Yurachek, head coach Sam Pittman, defensive coordinator Barry Odom, offensive coordinator Kendal Briles, QB KJ Jefferson, RB Trelon Smith, LB Grant Morgan and more. Find the podcast on Apple podcasts, Spotify or visit [arkansasrazorbacks.com/thehogpod](https://arkansasrazorbacks.com/thehogpod).

## RAZORBACK NOTEBOOK

### HOG MOLLIES UP FRONT

- The Razorbacks returned 90 percent of their offensive line starts from last season, which ranks third most in the SEC.
- Entering this season, Arkansas was one of 17 FBS programs with eight or more offensive linemen on the current roster with at least one career start at the FBS level: Ty Clary, Shane Clenin, Ty'Kieast Crawford, Myron Cunningham, Brady Latham, Beaux Limmer, Ricky Stromberg and Dalton Wagner.
- Redshirt senior offensive lineman Myron Cunningham has made 25 consecutive starts, the most among all active Razorbacks. The Warren, Ohio, native was one of two Arkansas offensive linemen to start all 10 games last season, lining up at left tackle in each contest. Cunningham allowed only two sacks and was flagged just four times during the 2020 season.
- Redshirt junior offensive lineman Beaux Limmer was named to Pro Football Focus' Team of the Week at right guard for Week 2 following the Hogs' win against Texas. The Tyler, Texas, native played in seven games with five starts at right guard in 2020, not allowing a sack in 171 pass blocking plays.
- Junior offensive lineman Ricky Stromberg was named co-SEC Offensive Lineman of the Week following the Razorbacks' win against Georgia Southern, becoming the first Arkansas player to earn the award since Dan Skipper in 2016.
- Redshirt senior offensive lineman Ty Clary has displayed his versatility by playing three positions on the line this season, including right tackle (250 snaps), right guard (99 snaps) and center (23 snaps).
- Behind the offensive line's blocking, Arkansas has rushed for 2,345 yards this season – its most since 2,565 yards in 2015.

### CAPTAIN MORGAN

- Redshirt senior Grant Morgan's rise from walk-on to All-American is one of the most inspiring stories in college football.
- The Greenwood, Ark., native produced one of the greatest seasons in Arkansas history last year as he was named a Walter Camp and AFCA Second Team All-American after posting an SEC-leading 111 total tackles, including 7.5 for loss, with 2.0 sacks.
- The linebacker finished tied for the nation's lead in tackles per game (12.3) along with one interception and five breakups.
- Morgan, the younger brother of former Arkansas receiver Drew Morgan, joined Martrell Spaight (2014) as the only two Razorback defenders to garner both AP and Coaches All-SEC recognition in the last 10 seasons.
- Morgan has remained a steady presence on the defensive side of the ball in 2021, racking up 78 total tackles (31 solo) with 6.0 tackles for loss, 0.5 sacks and three pass breakups. His 7.8 tackles per game currently rank ninth in the SEC.
- Morgan is a finalist for the 2021 William V. Campbell Trophy, known as college football's Academic Heisman. The award recognizes an individual as the absolute best football scholar-athlete in the nation for his combined academic success, football performance and exemplary leadership.

### BUMP DAT

- Senior linebacker Bumper Pool, a Lott IMPACT Trophy semifinalist last year, is one of Arkansas' top returners.
- Pool played and started in nine games last season, missing one contest due to a shoulder injury. The Lucas, Texas, native finished second on the team in total tackles (101) while tying for second in tackles for loss (6.5) and pass breakups (5).
- His average of 11.2 tackles per game was second in the SEC and ranked ninth nationally as he was named to the All-SEC Second Team by the league's coaches last season.
- Pool, who entered the 2021 campaign as a candidate for the Butkus Award, is once again all over the stat sheet, leading the Hogs in tackles with 100 (33 solo) this year. His 10.0 tackles per game currently rank second in the SEC and 11th nationally.
- Over the past three seasons (2019-21), Pool has totaled the second-most tackles among all FBS defenders (295).
- Pool, who has posted back-to-back 100-tackle seasons, is one of two FBS defenders – and the only Power Five defender – to total 200+ tackles over the last two years.

### ANOTHER H. HENRY

- Redshirt senior linebacker Hayden Henry, the brother of former Hog tight end Hunter and current tight end Hudson, has had no problem making a name for himself as a Razorback.
- This season, Henry ranks second on the Arkansas defense in total stops (79) with 7.5 tackles for loss along the way.
- The Little Rock, Ark., native was named the National Defensive Player of the Week by the Walter Camp Football Foundation for his effort in the win against Texas when he made a career-high 15 tackles, including 2.5 tackles for loss.
- Henry is the fourth Arkansas student-athlete to earn Walter Camp National Player of the Week honors since 2004, and the first since former Razorback quarterback Ryan Mallett in 2010.

### HOG TRACKER

- Arkansas (7) is one of seven FBS teams, along with Coastal Carolina (9), Air Force (7), Army (7), Oregon State (7), Syracuse (7) and UCLA (7), with at least seven games of 200+ total rushing yards this season. The Hogs boast the country's sixth-best rushing attack, averaging 233.5 yards per game on the ground.
- QB KJ Jefferson is one of four FBS signal-callers, along with Ole Miss QB Matt Corral, North Carolina QB Sam Howell and Liberty QB Malik Willis, with 1,500+ passing yards, 15+ passing touchdowns, 400+ rushing yards and 5+ rushing touchdowns this year.
- QB KJ Jefferson is one of seven FBS passers – and one of three in the SEC – to throw for 17+ touchdowns with three or fewer interceptions this season.
- Arkansas has scored 38+ points in six of QB KJ Jefferson's 12 career starts: 48 at Missouri (2020), 38 vs. Rice (2021), 40 vs. Texas (2021), 45 vs. Georgia Southern (2021), 51 at Ole Miss (2021), 45 vs. UAPB (2021).
- WR Treylon Burks is on track to become the first Razorback pass catcher to post back-to-back 800-receiving yard seasons since WR Anthony Lucas did so in 1998 (1067 yards) and 1999 (869 yards).
- K Cam Little has connected on 17 field goals this season, good for eighth most in program history. Little is seven made field goals shy of matching Kendall Trainor's school-record mark of 24 (1988).

## RAZORBACK NOTEBOOK

### TACKLING TRIO

- Through 10 games in 2021, LB Bumper Pool (100), LB Hayden Henry (79) and LB Grant Morgan (78) rank first, second and third, respectively, on the team in total tackles. Their combined 257 stops account for 34.5% of the Hogs' total tackles (744).
- All three currently rank in the top 10 among SEC defenders in tackles per game this season: Pool - 2nd, 10.0 tackles per game; Henry - 8th, 7.9 tackles per game; Morgan - 9th, 7.8 tackles per game.

### ALLOW TRE TO REINTRODUCE HIMSELF

- No stranger to the SEC, redshirt senior defensive end Tre Williams has wasted no time making his presence felt as a Hog.
- The impact transfer from Missouri leads Arkansas in sacks (6.0) and tackles for loss (6.5) this season, tallying 4.0 sacks over this season's first four games to become the first Razorback defender to do so since DL Taiwan Johnson in 2014.
- Williams' 14.5 career sacks are currently the most among all active Arkansas defenders.
- The Columbia, Mo., native wreaked havoc in the win against Texas A&M, totaling two sacks and three quarterback hurries. He was named the SEC Defensive Lineman of the Week for the first time in his career as well as the Bednarik Award Player of the Week as he helped Arkansas snap its nearly decade-long losing streak to Texas A&M.
- Williams began his collegiate career at Missouri (2016-19), where he was named to the SEC All-Freshman Team in 2017.

### NO FLY ZONE

- Since Barry Odom began as defensive coordinator in 2020, the Razorbacks have totaled 23 interceptions in 20 games.
- Arkansas grabbed 13 interceptions in 10 games during the 2020 season and has tallied 10 interceptions in 2021.
- The Razorbacks' ball-hawking prowess is led by redshirt senior defensive back Montaric Brown. Brown is the first Arkansas defender with at least four interceptions in a year since DB Tramain Thomas picked off five passes in 2011.
- Arkansas' 23 interceptions since 2020 are second most in the SEC behind only Alabama (27) and seventh most nationally.
- Redshirt sophomore defensive back Jalen Catalon has accounted for five of those 20 interceptions, followed by Brown (5), redshirt sophomore defensive back Hudson Clark (3), junior defensive back Greg Brooks Jr. (2), senior defensive back Joe Foucha (2), redshirt senior linebacker Grant Morgan (2), sophomore defensive back Myles Slusher (2), redshirt sophomore defensive back Malik Chavis (1), redshirt sophomore defensive lineman Eric Gregory (1).

### CAM THE KICKER

- True freshman kicker Cam Little has been stellar to begin his young career, drilling 17 of his 21 field goal attempts and all 34 of his point after attempts in 2021.
- Little has announced he will donate \$10 per made field goal to Down Syndrome Connection of Northwest Arkansas.
- Little delivered a historic performance in the win against Texas, becoming the first Hog freshman to make four field goals in a game since K Alex Tejada did so against Troy in 2007.
- Little connected on three field goals, including a career-long 51-yarder, in Arkansas' win against Mississippi State. One week later, Little drilled a game-winning 37-yarder in OT at LSU.
- Little's 17 made field goals rank first among all FBS freshman kickers this season. His 34 made point after attempts are tied for sixth most among all FBS freshman kickers.
- Little is the first Arkansas freshman to make 17 field goals in a single season since Alex Tejada connected on 17 in 2007.

### FIELD GOAL FUNDRAISER

Game	Opponent	Made-Att.	Money Raised
1	Rice	1-1	\$10
2	Texas	4-4	\$40
3	Ga. Southern	1-1	\$10
4	Texas A&M	2-2	\$20
5	Georgia	0-1	\$0
6	Ole Miss	1-2	\$10
7	Auburn	1-2	\$10
8	UAPB	1-1	\$10
9	Mississippi St.	3-4	\$30
10	LSU	3-3	\$30
		17-21	\$170

### RETURN GURUS

- Redshirt junior defensive back LaDarrius Bishop has shined on special teams this season, totaling 144 kickoff return yards on six returns (24.0 avg.). Freshman running back AJ Green, meanwhile, has nine kick returns for 147 yards (16.3 avg.).
- Redshirt junior defensive back Nathan Parodi has emerged as the Razorbacks' primary punt returner, totaling 15 returns for 163 yards (10.9) and a touchdown. He dazzled against UAPB with four punt returns for 114 yards (28.5 avg.), highlighted by an 80-yard touchdown. His 114 total punt return yards rank seventh most in a single game in program history.
- Parodi's first career touchdown of any kind was Arkansas' first punt return touchdown since WR Joe Adams went 51 yards to the house against Kansas State in the 2012 Cotton Bowl.
- Parodi's return is tied for the sixth-longest punt return in school history and is also the longest punt return touchdown by a Razorback since Adams scored on a 97-yard punt return against Ole Miss in 2010.
- Arkansas has totaled 222 punt return yards through 10 games this season, its most since tallying 420 yards in 2011.



### EXTRA! EXTRA! READ ALL ABOUT IT!

- Follow @RazorbackComms, the official Twitter account of Razorback Communications, for Arkansas stats and facts. The account is operated by members of the school's communications staff.
- In-game notes and information will be shared in addition to a traditional postgame notes package, which is shared via email and archived at ArkansasRazorbacks.com.

## SEC STANDINGS

### EASTERN DIVISION

Team	OVR	SEC	Home	Road	Strk
Georgia	10-0	8-0	5-0	3-0	W10
Kentucky	7-3	5-3	5-1	2-2	W1
Tennessee	5-5	3-4	3-3	2-2	L1
Missouri	5-5	2-4	4-2	1-3	W1
South Carolina	5-5	2-5	4-1	1-4	L1
Florida	5-5	2-5	4-1	1-3	W1
Vanderbilt	2-8	0-6	1-6	1-2	L5

### WESTERN DIVISION

Team	OVR	SEC	Home	Road	Strk
Alabama	9-1	5-1	6-0	2-1	W4
Ole Miss	8-2	4-2	6-0	1-2	W2
Mississippi St.	6-4	4-3	3-2	3-2	W1
Texas A&M	7-3	4-3	5-1	1-1	L1
Auburn	6-4	3-3	4-2	2-2	L2
Arkansas	7-3	3-3	5-1	1-2	W3
LSU	4-6	2-5	3-2	1-4	L3

## SEC SCHEDULE

### Saturday, Nov. 20 (Week 12)

Charleston Southern at Georgia | 11 a.m. | SECN+/ESPN+  
 Prairie View at Texas A&M | 11 a.m. | SECN+/ESPN+  
 New Mexico State at Kentucky | 11 a.m. | SEC Network  
 Tennessee State at Mississippi State | 11 a.m. | SECN+/ESPN+  
 Arkansas at Alabama | 2:30 p.m. | CBS  
 Florida at Missouri | 3 p.m. | SEC Network  
 Auburn at South Carolina | 6 p.m. | ESPN  
 Vanderbilt at Ole Miss | 6:30 p.m. | SEC Network  
 South Alabama at Tennessee | 6:30 p.m. | ESPN  
 ULM at LSU | 8 p.m. | ESPN2

### Thursday, Nov. 25 (Week 13)

Ole Miss at Mississippi State | 6:30 p.m. | ESPN

### Friday, Nov. 26 (Week 13)

Missouri at Arkansas | 2:30 p.m. | CBS

### Saturday, Nov. 27 (Week 13)

Georgia at Georgia Tech | 11 a.m. | ABC  
 Florida State at Florida | 11 a.m. | ESPN  
 Vanderbilt at Tennessee | 2:45 p.m. | SEC Network  
 Texas A&M at LSU | 6 p.m. | ESPN  
 Clemson at South Carolina | 6:30 p.m. | SEC Network  
 Alabama at Auburn | TBD  
 Kentucky at Louisville | TBD

All times Central

## HOGS IN THE POLLS

	AP	Coaches	CFP
Preseason	NR	RV	-
Sept. 7 (Week 2)	NR	NR	-
Sept. 12 (Week 3)	20	24	-
Sept. 19 (Week 4)	16	18	-
Sept. 26 (Week 5)	8	11	-
Oct. 3 (Week 6)	13	16	-
Oct. 10 (Week 7)	17	19	-
Oct. 17 (Week 8)	RV	RV	-
Oct. 24 (Week 9)	RV	RV	-
Oct. 31 (Week 10)	RV	RV	NR
Nov. 7 (Week 11)	RV	RV	25
Nov. 14 (Week 12)	21	22	21
Nov. 21 (Week 13)			
Nov. 28 (Week 14)			
Dec. 5 (Week 15)			

### ACTIVE CAREER LEADERS

#### TACKLES

Rank	Player, Class	Tackles
1.	Bumper Pool, Sr.	324
2.	Grant Morgan, R-Sr.	290
3.	Joe Foucha, Sr.	213
4.	Hayden Henry, Sr.	162
5.	Jalen Catalon, R-So.	151

#### TACKLES FOR LOSS

Rank	Player, Class	TFL
1.	Bumper Pool, Sr.	23.0
2.	Grant Morgan, R-Sr.	22.5
3.	Tre Williams, R-Sr.	21.0
4.	Hayden Henry, R-Sr.	13.0
5.	John Ridgeway, R-Sr.	11.5

#### SACKS

Rank	Player, Class	Sacks
1.	Tre Williams, R-Sr.	14.5
2.	Grant Morgan, R-Sr.	4.5
3.	Hayden Henry, R-Sr.	4.0
4.	John Ridgeway, R-Sr.	3.0
5.	Zach Williams, Jr.	2.5
	Eric Gregory, R-So.	2.5
	Isaiah Nichols, R-Jr.	2.5

#### INTERCEPTIONS

Rank	Player, Class	INTs
1.	Montaric Brown, R-Sr.	6
2.	Jalen Catalon, R-So.	5
3.	Greg Brooks, Jr.	3
	Hudson Clark, R-So.	3
	Joe Foucha, Sr.	3
6.	Grant Morgan, R-Sr.	2
	Myles Slusher, So.	2
8.	Eric Gregory, R-So.	1
	John Ridgeway, R-Sr.	1

#### RUSHING

Rank	Player, Class	Yards
1.	Trelon Smith, R-Jr.	1,283
2.	KJ Jefferson, R-So.	599
3.	T.J. Hammonds, R-Sr.	543
4.	Raheim Sanders, Fr.	460
5.	Dominique Johnson, So.	456

#### RECEPTIONS

Rank	Player, Class	Receptions/Yards
1.	Treyton Burks, Jr.	131/2,091
2.	Kendall Catalon, R-Sr.	57/765
3.	Trey Knox, Jr.	47/528
4.	Tyson Morris, R-Sr.	44/557
5.	De'Vion Warren, Sr.	34/472
6.	Warren Thompson, R-Jr.	27/436

### ONE OF FIVE, ONE OF A KIND

- Sam Pittman is the fifth Arkansas head coach to lead the Hogs to a bowl game berth in his first two seasons, joining Houston Nutt (1998 & 1999), Ken Hatfield (1984 & 1985), Lou Holtz (1977 & 1978) and John Barnhill (1946 & 1947).
- The 2020 Mecari Texas Bowl, however, was canceled due to COVID-19 issues within the TCU program.
- Pittman is also the first Arkansas head coach to defeat three ranked opponents in his first 14 games as head Hog since Lou Holtz (1977-78).

### ARKANSAS VS. THE WORLD (TOP 25)

- Five of the Razorbacks' 12 opponents this season were ranked in the preseason AP Top 25: No. 1 Alabama, No. 5 Georgia, No. 6 Texas A&M, No. 16 LSU and No. 21 Texas. Auburn and Ole Miss, meanwhile, received votes in the poll.
- According to S&P+ strength of schedule rankings, Arkansas (0.782) has the hardest slate in the country.
- Strength of schedule is measured by projecting the average win percentage an average top-five team would produce.
- Tough schedules are nothing new for the Hogs. Last year, Arkansas started the season against three straight top-20 teams: No. 4 Georgia, No. 16 Mississippi State and No. 13 Auburn. The Hogs also went on the road to No. 8 Texas A&M and No. 6 Florida later in the season.

### TURNING THINGS AROUND

- Sam Pittman is at the helm of one of the most remarkable turnarounds in college football. Following consecutive two-win campaigns, which both included no SEC victories, in 2018 and 2019, Pittman's Razorbacks won three games against a conference-only schedule in 2020 and have won seven games, including three SEC contests, and counting in 2021.

School	2018	2019	2020	2018-20 Avg.	2021	Win Differential
<b>Arkansas</b>	<b>2</b>	<b>2</b>	<b>3</b>	<b>2.3</b>	<b>7</b>	<b>4.7</b>
Ole Miss	5	4	4	4.3	8	3.7
South Carolina	7	4	2	4.3	5	0.7
Mississippi State	8	6	3	5.7	6	0.3
Georgia	11	12	7	10.0	10	0.0
Kentucky	10	8	4	7.3	7	-0.3
Tennessee	5	8	3	5.3	5	-0.3
Vanderbilt	6	3	0	3.0	2	-1.0
Missouri	8	6	5	6.3	5	-1.3
Texas A&M	9	8	8	8.3	7	-1.3
Auburn	8	9	6	7.7	6	-1.7
Alabama	14	11	10	11.7	9	-2.7
Florida	10	11	8	9.7	5	-4.7
LSU	10	15	5	10.0	4	-6.0

### HOGS UNITED



- In an effort to fight social injustices and engage in the community, Arkansas has committed to devoting time regularly throughout the season to community service.
- The Razorbacks will continue to wear a patch on their jerseys with the word "Equality," as the team strives to make an impact to better our community, state and nation.

### HAPPY 150TH!

- The University of Arkansas celebrates its sesquicentennial this year, the 150th anniversary of its founding in 1871.
- Founded as the Arkansas Industrial College, the university is the oldest and first land-grant institution in Arkansas.
- The first year of classes was in 1872. The University of Arkansas' first graduation ceremony was held in 1876 and consisted of a class of eight students.
- Fayetteville and northwest Arkansas have grown over the years, and Fayetteville is now consistently listed by U.S. News and World Report as one of the top-five best places to live in the United States.
- This fall, the university welcomed back more than 29,000 students - a new record for enrollment.



### HE'S A FREAK

Named to Bruce Feldman's 2021 college football's Freaks List for his 10.25-inch hands, Arkansas wide receiver Treyton Burks wears big gloves. Here's how his 5XL hands compare to the average adult male and a few of the NFL's top wideouts:

- Average male - 7.6"
- New Orleans Saints WR Michael Thomas - 10.5"
- Arizona Cardinals WR DeAndre Hopkins - 10.1"
- Los Angeles Chargers WR Keenan Allen - 10"
- Los Angeles Rams WR Odell Beckham Jr. - 10"
- Dallas Cowboys WR Amari Cooper - 10"
- Buffalo Bills WR Stefon Diggs - 10"
- Atlanta Falcons WR Julio Jones - 9.75"
- Denver Broncos WR Courtland Sutton - 9.75"

The biggest hands on a wide receiver at the 2020 NFL Combine belonged to Oregon's Juwan Johnson (10.5"). Burks is also one of the strongest receivers in all of college football, benching 380 lbs., squatting 500 lbs. and power cleaning 320 lbs.



## 2021 HONORS

### PRESEASON ALL-AMERICA

#### Treyton Burks • Jr. • WR

Athlon - Second Team

PFF - Second Team

Phil Steele - First Team

#### Jalen Catalon • R-So. • DB

Associated Press - Second Team

Athlon - Second Team

Phil Steele - Second Team

#### Grant Morgan • R-Sr. • LB

Athlon - Second Team

Phil Steele - Second Team

### PRESEASON ALL-SEC

#### Treyton Burks • Jr. • WR

Athlon - First Team

PFF - First Team

Phil Steele - First Team

SEC - First Team

USA TODAY Network All-SEC

#### Jalen Catalon • R-So. • DB

Athlon - First Team

PFF - First Team

Phil Steele - First Team

SEC - Second Team

USA TODAY Network All-SEC

#### Ty Clary • R-Sr. • OL

PFF - Third Team

#### Myron Cunningham • R-Sr. • OL

Athlon - Third Team

PFF - Honorable Mention

Phil Steele - Third Team

SEC - Third Year

#### Grant Morgan • R-Sr. • LB

Athlon - First Team

PFF - Second Team

Phil Steele - First Team

SEC - Second Team

USA TODAY Network All-SEC

#### Bumper Pool • Sr. • LB

Athlon - Fourth Team

Phil Steele - Second Team

#### Jordan Silver • R-Sr. • LS

Phil Steele - Third Team

#### Trelon Smith • R-Jr. • RB

Athlon - Fourth Team

Phil Steele - Fourth Team

#### Ricky Stromberg • Jr. • OL

Athlon - Second Team

PFF - Second Team

Phil Steele - Fourth Team

SEC - Second Team

### WATCH LISTS & RECOGNITION

#### Arkansas Razorbacks

Joe Moore Award Midseason Watch List

#### Reid Bauer • R-Jr. • P

Ray Guy Award Watch List

#### Montaric Brown • R-Sr. • DB

Reese's Senior Bowl Watch List

NFLPA Collegiate Bowl Big Board

#### Treyton Burks • Jr. • WR

Biletnikoff Award Watch List

Maxwell Award Watch List

Walter Camp Player of the Year Watch List

#### Jalen Catalon • R-So. • DB

Bednarik Award Watch List

Bronko Nagurski Trophy Watch List

Jim Thorpe Award Preseason Watch List

#### Myron Cunningham • Sr. • OL

Reese's Senior Bowl Watch List

NFLPA Collegiate Bowl Big Board

#### Joe Foucha • Sr. • DB

NFLPA Collegiate Bowl Watch List

#### Hudson Henry • R-So. • TE

John Mackey Award Watch List

#### KJ Jefferson • R-So. • QB

Manning Award Watch List

Davey O'Brien QB Class of 2021

COPA Midseason Watch List

#### Blake Kern • R-Sr. • TE

NFLPA Collegiate Bowl Watch List

#### Grant Morgan • R-Sr. • LB

Bednarik Award Watch List

Bronko Nagurski Trophy Watch List

Butkus Award Watch List

Reese's Senior Bowl Watch List

NFLPA Collegiate Bowl Big Board

William V. Campbell Trophy Finalist

Burlsworth Trophy Semifinalist

#### Bumper Pool • Sr. • LB

Butkus Award Watch List

Reese's Senior Bowl Watch List

#### John Ridgeway • R-Sr. • DL

Reese's Senior Bowl Watch List

NFLPA Collegiate Bowl Big Board

#### Jordan Silver • R-Sr. • LS

Patrick Mannely Award Semifinalist

Wuerffel Trophy Watch List

Reese's Senior Bowl Watch List

NFLPA Collegiate Bowl Big Board

#### Trelon Smith • R-Jr. • RB

Doak Walker Award Watch List

Earl Campbell Tyler Rose Award Watch List

Reese's Senior Bowl Watch List

#### Ricky Stromberg • Jr. • OL

Rimington Trophy Watch List

### WEEKLY AWARDS

#### Arkansas Razorbacks

Cheez-It Bowl National Team of the Week (Sept. 14)

#### Treyton Burks • Jr. • WR

PFF Team of the Week (Sept. 27)

SEC Co-Offensive Player of the Week (Sept. 14)

#### Hayden Henry • R-Sr. • LB

Walter Camp National Defensive Player of the Week (Sept. 14)

SEC Defensive Player of the Week (Sept. 14)

#### KJ Jefferson • R-So. • QB

Davey O'Brien Award Great 8 (Sept. 27)

Davey O'Brien Award's Great 8 (Oct. 11)

#### Beaux Limmer • R-So. • OL

PFF Team of the Week (Sept. 12)

#### Cam Little • Fr. • K

SEC Freshman of the Week (Sept. 14)

Lou Groza Award Star of the Week (Sept. 14)

SEC Freshman of the Week (Nov. 8)

SEC Special Teams Player of the Week (Nov. 15)

#### Grant Morgan • R-Sr. • LB

Chuck Bednarik Award National Player of the Week (Sept. 14)

#### Ricky Stromberg • Jr. • OL

SEC Co-Offensive Lineman of the Week (Sept. 20)

#### Tre Williams • R-Sr. • DE

PFF Team of the Week (Sept. 27)

SEC Defensive Lineman of the Week (Sept. 27)

Bednarik Award Player of the Week (Sept. 28)

## MISCELLANEOUS OFFENSE STATS

### GAMES WITH A RECEPTION

Player	2017	2018	2019	2020	2021	Career
Treyton Burks	--	--	11	9	10	30
Jaquayln Crawford	--	--	--	0	2	2
T.J. Hammonds	1	3	3	2	0	9
Hudson Henry	--	--	2	5	3	10
AJ Green	--	--	--	--	4	4
Ketron Jackson Jr.	--	--	--	--	3	3
KJ Jefferson	--	--	1	0	0	1
Dominique Johnson	--	--	--	0	4	4
Blake Kern	0	0	0	9	7	16
Trey Knox	--	--	7	5	3	15
Tyson Morris	--	2	8	6	9	25
Raheim Sanders	--	--	--	--	5	5
Trelon Smith	--	--	--	9	2	11
Warren Thompson	--	--	--	--	8	8
De'Vion Warren	1	2	3	7	6	19
John David White	--	--	1	0	1	2

### 5+ RECEPTIONS

Player	2017	2018	2019	2020	2021	Career
Treyton Burks	--	--	1	6	6	13
Hudson Henry	--	--	0	1	0	1
Trey Knox	--	--	3	0	1	4
Trelon Smith	--	--	--	2	0	2
De'Vion Warren	--	--	--	1	0	1

### 20+ YARD RECEPTION

Player	2017	2018	2019	2020	2021	Career
Treyton Burks	--	--	10	11	15	36
AJ Green	--	--	--	--	1	1
T.J. Hammonds	1	1	--	1	0	3
Ketron Jackson Jr.	--	--	--	--	1	1
Dominique Johnson	--	--	--	0	1	1
Blake Kern	0	0	0	2	1	3
Trey Knox	--	--	5	1	0	6
Tyson Morris	--	0	1	0	4	5
Raheim Sanders	--	--	--	--	2	2
Trelon Smith	--	--	--	2	0	2
Warren Thompson	--	--	--	0	3	3
De'Vion Warren	0	0	0	5	2	7

### 40+ YARD RECEPTION

Player	2017	2018	2019	2020	2021	Career
Treyton Burks	--	--	0	6	2	8
AJ Green	--	--	--	--	1	1
T.J. Hammonds	1	1	0	1	0	3
Trey Knox	--	--	1	0	0	1
Dominique Johnson	--	--	--	0	1	1
Tyson Morris	--	0	0	0	2	2
Warren Thompson	--	--	--	0	2	2
De'Vion Warren	--	--	--	2	1	3

### 100 YARDS RECEIVING

Player	2017	2018	2019	2020	2021	Career
Treyton Burks	--	--	0	4	4	8
De'Vion Warren	0	0	0	1	0	1

### 200 YARDS RECEIVING

Player	2017	2018	2019	2020	2021	Career
Treyton Burks	--	--	0	1	0	1

### GAMES WITH A RECEIVING TD

Player	2017	2018	2019	2020	2021	Career
Treyton Burks	--	--	0	5	6	11
AJ Green	--	--	--	--	1	1
T.J. Hammonds	1	1	0	0	0	2
Hudson Henry	--	--	--	1	0	1
Ketron Jackson Jr.	--	--	--	--	1	1
Dominique Johnson	--	--	--	0	1	1
Blake Kern	0	0	0	2	1	3
Trey Knox	--	--	2	0	1	3
Tyson Morris	--	1	1	1	2	5
Trelon Smith	--	--	--	1	0	1
Warren Thompson	--	--	--	0	2	2
De'Vion Warren	0	1	0	2	0	3

### GAMES WITH MULTIPLE RECEIVING TDS

Player	2017	2018	2019	2020	2021	Career
Treyton Burks	--	--	0	1	2	3
De'Vion Warren	0	0	0	1	0	1

### 10+ YARD RUNS

Player	2017	2018	2019	2020	2021	Career
Reid Bauer	--	0	0	0	1	1
Treyton Burks	--	--	1	4	4	9
AJ Green	--	--	--	--	5	5
T.J. Hammonds	9 (3)	1	2	3	0	18
Malik Hornsby	--	--	--	0	6	6
Javion Hunt	--	--	--	--	1	1
KJ Jefferson	--	--	3	3	23	29
Dominique Johnson	--	--	--	0	16	16
John Stephen Jones	--	1	1	0	0	2
Raheim Sanders	--	--	--	--	14	14
Trelon Smith	--	--	--	12	16	28
De'Vion Warren	0	1	3	2	1	7

### 20+ YARD RUNS

Player	2017	2018	2019	2020	2021	Career
Reid Bauer	--	0	0	0	1	1
Treyton Burks	--	--	0	0	2	2
A.J. Green	--	--	--	--	2	2
T.J. Hammonds	4 (1)	0	1	1	0	7
Malik Hornsby	--	--	--	0	1	1
KJ Jefferson	--	--	1	0	2	3
Dominique Johnson	--	--	--	0	4	4
Raheim Sanders	--	--	--	--	3	3
Trelon Smith	--	--	--	4	3	7
De'Vion Warren	0	0	0	1	0	1

### 100 YARDS RUSHING

Player	2017	2018	2019	2020	2021	Career
T.J. Hammonds	1	0	0	0	0	1
Dominique Johnson	--	--	--	0	1	1
Raheim Sanders	--	--	--	--	1	1
Trelon Smith	--	--	--	2	1	3

### GAMES WITH A RUSHING TD

Player	2017	2018	2019	2020	2021	Career
Treyton Burks	--	--	0	0	1	1
A.J. Green	--	--	--	--	1	1
T.J. Hammonds	1 (1)	0	0	0	0	2
Malik Hornsby	--	--	--	0	1	1
KJ Jefferson	--	--	1	2	2	5
Dominique Johnson	--	--	--	0	5	5
Raheim Sanders	--	--	--	--	1	1
Trelon Smith	--	--	--	3	4	7

### GAMES WITH MULTIPLE RUSHING TDS

Player	2017	2018	2019	2020	2021	Career
KJ Jefferson	--	--	0	0	2	2
Dominique Johnson	--	--	--	0	1	1
Trelon Smith	0	0	-	1	0	1

# GAME 11: ALABAMA

## MISC. OFFENSE STATS

### CAREER 100-YARD RUSHING GAMES

**T.J. Hammonds • R-Sr. • RB (1)**  
119 - Coastal Carolina, 2017

**Dominique Johnson • So. • RB (1)**  
107 - Mississippi State, 2021

**Raheim Sanders • Fr. • RB (1)**  
139 - Ole Miss, 2021

**Trelon Smith • R-Jr. • RB (3)**  
172 - Missouri, 2020  
118 - Florida, 2020  
102 - Rice, 2021

### CAREER 100-YARD RECEIVING GAMES

**Treyton Burks • So. • WR (8)**  
206 - Missouri, 2020  
167 - Texas A&M, 2021  
137 - Ole Miss, 2020  
136 - Ole Miss, 2021  
127 - Georgia Southern, 2021  
117 - Texas A&M, 2020  
109 - Auburn, 2021  
102 - Georgia, 2020

**De'Vion Warren • Sr. • WR (1)**  
100 - Mississippi State, 2020

## MISC. DEFENSE STATS

### DOUBLE-DIGIT TACKLES

Player	2017	2018	2019	2020	2021	Career
Montaric Brown	--	--	0	0	1	1
Jalen Catalon	--	--	--	7	1	8
Hudson Clark	--	--	--	1	0	1
Joe Foucha	--	0	2	1	1	4
Hayden Henry	0	0	0	0	3	3
Grant Morgan	0	0	0	6	4	10
Bumper Pool	--	1	3	6	6	16

### TEAM LEADER IN TACKLES (Ties included)

Player	2017	2018	2019	2020	2021	Career
Jalen Catalon	--	--	--	1	1	2
Hudson Clark	--	--	--	1	0	1
Joe Foucha	--	0	2	0	0	2
Hayden Henry	0	0	0	0	2	2
Grant Morgan	1	0	0	4	2	7
Bumper Pool	--	0	3	5	6	14

### GAMES WITH A SACK (Half sacks included)

Player	2017	2018	2019	2020	2021	Career
Taurean Carter	--	--	0	0	1	1
Joe Foucha	--	0	0	1	1	2
Dorian Gerald	--	--	0	1	0	1
Eric Gregory	--	--	--	3	0	3
Hayden Henry	0	1	1	1	2	5
Grant Morgan	0	0	1	3	1	5
Isaiah Nichols	--	--	--	1	2	3
Andrew Parker	--	--	0	0	1	1
Bumper Pool	0	0	1	1	0	2
John Ridgeway	--	--	--	2	2	2
Mataio Soli	--	--	0	0	1	1
Myles Slusher	--	--	--	0	1	1
Markell Utsey	--	--	--	--	2	2
Tre Williams	--	--	--	--	4	4
Zach Williams	--	--	0	1	3	4

### MULTIPLE SACKS (1.5 sacks or more)

Player	2018	2019	2020	2021	Career
Dorian Gerald	--	--	0	1	1
Tre Williams	--	--	--	3	3

## ARKANSAS 20+ YARD PLAYS

Yards	Type	Player(s)	Opponent
91*	Pass	KJ Jefferson to Treyton Burks	Georgia Southern
85*	Pass	KJ Jefferson to Treyton Burks	Texas A&M
80*	PR	Nathan Parodi	UAPB
60*	Pass	KJ Jefferson to Warren Thompson	Georgia Southern
49	Rush	Treyton Burks	UAPB
48*	Pass	KJ Jefferson to AJ Green	Texas A&M
48	Rush	Dominique Johnson	Georgia Southern
47	Pass	KJ Jefferson to Tyson Morris	Georgia Southern
46	Pass	KJ Jefferson to Warren Thompson	Ole Miss
45	Pass	KJ Jefferson to Tyson Morris	Texas
44	Pass	KJ Jefferson to De'Vion Warren	Georgia Southern
44	INT	Jalen Catalon	Rice
43*	Pass	KJ Jefferson to Dominique Johnson	LSU
42	Rush	Raheim Sanders	Ole Miss
42	KR	LaDarius Bishop	Rice
39*	Pass	KJ Jefferson to Treyton Burks	UAPB
39	INT	Jalen Catalon	Rice
37	Pass	KJ Jefferson to Treyton Burks	Ole Miss
37	Pass	KJ Jefferson to Treyton Burks	Ole Miss
34*	Rush	KJ Jefferson	Rice
34	Rush	Dominique Johnson	UAPB
34	Rush	KJ Jefferson	Texas
33	PR	Nathan Parodi	UAPB
31	KR	AJ Green	Auburn
31	Pass	KJ Jefferson to Tyson Morris	Rice
30*	Pass	KJ Jefferson to Treyton Burks	Auburn
30*	Rush	AJ Green	Texas
29	KR	AJ Green	LSU
29	Rush	AJ Green	UAPB
29*	Pass	KJ Jefferson to Ketron Jackson Jr.	UAPB
29	Rush	Malik Hornsby	Texas
28	Rush	Trelon Smith	LSU
28	KR	LaDarius Bishop	Rice
27	PR	Bryce Stephens	UAPB
27	Pass	Warren Thompson to Treyton Burks	Texas A&M
26	PR	Bryce Stephens	LSU
26	Rush	Treyton Burks	Miss. State
26	Pass	KJ Jefferson to De'Vion Warren	UAPB
26*	Rush	Raheim Sanders	Texas
25	Pass	KJ Jefferson to Treyton Burks	Miss. State
24	Rush	Dominique Johnson	Miss. State
24	Pass	KJ Jefferson to Raheim Sanders	Miss. State
24	Pass	KJ Jefferson to Treyton Burks	Georgia Southern
23	Rush	Reid Bauer	LSU
23	Pass	KJ Jefferson to Warren Thompson	LSU
23	Pass	KJ Jefferson to Treyton Burks	Texas A&M
22	Rush	Dominique Johnson	UAPB
22	Pass	KJ Jefferson to Raheim Sanders	Georgia
22	Rush	Trelon Smith	Texas
21	Rush	Raheim Sanders	Ole Miss
21	Pass	KJ Jefferson to Treyton Burks	Ole Miss
21	Pass	KJ Jefferson to Treyton Burks	Texas A&M
21	Pass	KJ Jefferson to Tyson Morris	Texas A&M
21	Pass	KJ Jefferson to Blake Kern	Georgia Southern
20	Pass	KJ Jefferson to Treyton Burks	UAPB
20	Rush	KJ Jefferson	Auburn
20*	Pass	KJ Jefferson to Treyton Burks	Ole Miss
20	KR	LaDarius Bishop	Georgia Southern
20	Rush	Trelon Smith	Rice
20	Pass	KJ Jefferson to Treyton Burks	Texas

## LONG PLAYS BREAKDOWN

### BY YARDS

Yards	No.	TD
100+	0	0
90-99	1	1
80-89	2	2
70-79	0	0
60-69	1	1
50-59	0	0
40-49	11	3
30-39	12	4
20-29	33	3
<b>TOTAL</b>	<b>60</b>	<b>14</b>

### BY TYPE

Type	No.	TD
Rushing	19	4
Passing	30	9
Punt returns	4	1
Kick returns	5	0
Interceptions	2	0
Fumble returns	0	0
Other	0	0
<b>TOTAL</b>	<b>60</b>	<b>14</b>

### BY PLAYER

Player	No.	TD	R	P	KR	PR	IR	FR
Reid Bauer	1	0	1	0	0	0	0	0
LaDarius Bishop	3	0	0	0	3	0	0	0
Treyton Burks	17	6	2	15	0	0	0	0
Jalen Catalon	2	0	0	0	0	0	2	0
AJ Green	5	2	2	1	2	0	0	0
Malik Hornsby	1	0	1	0	0	0	0	0
Ketron Jackson Jr.	1	1	0	1	0	0	0	0
KJ Jefferson	6	1	3	3	0	0	0	0
Dominique Johnson	5	1	4	1	0	0	0	0
Blake Kern	1	0	0	1	0	0	0	0
Tyson Morris	2	0	0	2	0	0	0	0
Nathan Parodi	2	1	0	0	0	2	0	0
Raheim Sanders	5	1	4	2	0	0	0	0
Trelon Smith	3	0	3	0	0	0	0	0
Bryce Stephens	2	0	0	0	0	2	0	0
Warren Thompson	3	1	0	3	0	0	0	0
De'Vion Warren	2	0	0	2	0	0	0	0
<b>TOTAL</b>	<b>60</b>	<b>14</b>	<b>19</b>	<b>30</b>	<b>5</b>	<b>4</b>	<b>2</b>	<b>0</b>

\* touchdown scored on play

## NEED TO KNOW INFO

Opponent	Captains	Length	Coin Toss	Kick/Receive	Helmet/Jersey/Pants	Attendance	1st Poss.	Opp. 1st Poss.	Result
Rice	Morgan*, Catalon, Cunningham, Jefferson, Foucha	3:33	RICE	KICK	Cardinal/Cardinal/White	64,065	PUNT	PUNT	W, 38-17
Texas	Morgan, Catalon*, Cunningham, Jefferson, Foucha	3:11	TEXAS	KICK	Cardinal/Cardinal/White	74,531	PUNT	PUNT	W, 40-21
Georgia Southern	Morgan, Catalon, Cunningham*, Jefferson, Foucha	3:11	ARKANSAS	KICK	Cardinal/Cardinal/White	66,311	TD	PUNT	W, 45-10
vs. Texas A&M	Morgan, Catalon, Cunningham, Jefferson*, Foucha	3:31	ARKANSAS	KICK	Cardinal/Cardinal/White	57,992	FG	PUNT	W, 20-10
at Georgia	Morgan, Catalon, Cunningham, Jefferson, Foucha*	3:05	ARKANSAS	KICK	Cardinal/White/White	92,746	PUNT	TD	L, 37-0
at Ole Miss	Morgan, Catalon, Cunningham, Jefferson*, Foucha	3:41	ARKANSAS	RECEIVE	Cardinal/White/White	60,256	PUNT	PUNT	L, 52-51
Auburn	Morgan*, Catalon, Cunningham, Jefferson, Foucha	3:12	AUBURN	RECEIVE	Cardinal/Cardinal/White	73,370	FG	TD	L, 38-23
UAPB	Morgan, Cunningham, Jefferson*, Foucha	3:03	UAPB	KICK	Cardinal/Cardinal/White	42,576	TD	PUNT	W, 45-3
Mississippi State	Morgan, Catalon, Cunningham, Jefferson, Foucha	3:30	ARKANSAS	RECEIVE	Cardinal/Cardinal/White	68,818	PUNT	PUNT	W, 31-28
at LSU	Morgan, Cunningham, Jefferson, Foucha	3:27	ARKANSAS	KICK	Cardinal/Cardinal/White	98,772	FG	PUNT	W, 16-13 (OT)
at Alabama									
Missouri									



# HEAD COACH SAM PITTMAN

• Fifth Arkansas head coach to lead the Razorbacks to a bowl game in his first two seasons, joining Houston Nutt (1998 & 1999), Ken Hatfield (1984 & 1985), Lou Holtz (1977 & 1978) and John Barnhill (1946 & 1947).

• Led Arkansas to three SEC wins in his first year as head coach - the Hogs' most conference wins since 2016 and most wins overall since 2017.

• Arkansas' three wins in 2020 were the most for a team coming off a zero-win SEC schedule since Auburn's Gus Malzahn in 2012.

• Snapped the program's 20-game SEC losing streak with a victory at No. 16 Mississippi State in just the team's second game of 2020.

• First first-year Arkansas head coach to win three or more SEC games in his first season since Houston Nutt won six in 1998.

• One of 14 SEC coaches in history to take over a team with a losing record and lead it to the Top 10 in the AP Poll in their first two seasons.



Sam Pittman, one of the nation's premier recruiters, was named the 34th head coach in Razorback history prior to the 2020 season.

Preaching belief, it did not take long for Pittman to make the state proud. Under the first-year head coach, Arkansas compiled a 3-7 record against an ultra-challenging SEC-only schedule in a season marred by the COVID-19 pandemic. In week two, the Razorbacks defeated No. 16 Mississippi State on the road, 21-14, snapping a 20-game SEC losing streak and claiming their first win against a ranked team since November 2016. Pittman oversaw immediate change on both sides of the ball with the offense averaging 51 more total yards per game and the defense forcing seven more interceptions than the 2019 team. Linebacker Grant Morgan earned Walter Camp second-team All-America honors, becoming the 16th Razorback in program history to earn the nod from the nation's oldest All-America team.

Pittman guided the Razorbacks to their 43rd all-time bowl berth, becoming the fifth coach in school history to lead the team to a bowl in his first season and first since Houston Nutt in 1998 (Florida Citrus Bowl). The 2020 Texas Bowl, however, was canceled due to COVID-19 issues within TCU's program.

The Oklahoma native has coached at seven different Power 5 schools during his 32 years of coaching, including Oklahoma, Missouri, Kansas, North Carolina and Tennessee. With a wealth of experience, Pittman is widely regarded as one of the nation's best offensive line coaches and recruiters. He has coached 15 players that have been selected in the NFL Draft since 2013, including first round picks Andrew Thomas (4th in 2020), Isaiah Wilson (29th in 2020), Frank Ragnow (20th in 2018), Isaiah Wynn (23rd overall in 2018), Ja'Wuan James (19th overall in 2014) and Jonathan Cooper (7th overall in 2013). Overall, Pittman has coached seven offensive linemen that were selected in the first round of the NFL Draft, including Stockar McDougle (20th overall in 2000). Travis Swanson also became the highest drafted Razorback center in school history when he was picked 76th overall in 2014.

"Sam Pittman has been an integral part of successful teams that have competed at the highest levels, including for SEC and NCAA Championships," Vice Chancellor and Director of Athletics Hunter Yurachek said. "As one of the nation's premier offensive line coaches, he has built a remarkable body of work thanks to his tremendous passion for his student-athletes, including teaching the fundamentals and developing his players on and off the field. Sam instills in his players the motivation, grit and determination required to compete and win. Throughout this process, I heard from many of his former players about the tremendous influence he had on them as a player and as a man."

Pittman arrived in Athens in 2016 as the offensive line coach as part of Kirby Smart's first staff. In his four seasons with the Bulldogs, Pittman helped Georgia to unprecedented success including three-straight Southeastern Conference Eastern Division titles. In 2019, the Bulldogs' rushing attack has been led by D'Andre Swift, who finished fourth in the league with 1,216 yards just ahead of Arkansas' Rakeem Boyd (1,133).

The 2017 Bulldogs were a special team, winning 13 games, the SEC championship and making the school's first-ever College Football Playoff appearance - a win over Oklahoma in the Rose Bowl. Georgia's offense that year was the best in the SEC and ninth nationally in rushing, led by Nick Chubb and Sony Michel. During his four seasons in Athens, he was part of a staff that produced four Top 10 recruiting classes, including the nation's No. 1 class in 2018.

An original member of Bret Bielema's staff at Arkansas in 2013, Pittman helped build the Razorbacks' offensive line into one of the best in the league. He quickly made an impact, helping Travis Swanson earn first-team All-America honors and be a Rimington Trophy finalist in 2013. His first two offensive lines at Arkansas led the SEC in sacks allowed per game and his offensive line in 2014 paved the way for two 1,000-yard rushers in Jonathan Williams and Alex Collins. That OL also averaged 328.4 pounds per player as the largest offensive line in the FBS and NFL that season.

In Pittman's final year in Fayetteville his offensive line contributed to an offense that finished second in the SEC in total offense (456.8 ypg), second in scoring (40.2 ppg) and third in passing offense (264.2 ypg). During his tenure with the Razorbacks, Pittman mentored some of the best offensive linemen at Arkansas in recent memory, including Swanson, Sebastian Tretola, Dan Skipper and Frank Ragnow.

Pittman's coaching career began in 1987 as the head coach at Princeton (Mo.) HS. He coached at Hutchinson (Kan.) CC for three seasons, including the final two as the head coach, before getting his first FBS opportunity at Northern Illinois in 1994. He later returned to NIU to help the Huskies to a pair of division championships and two bowl games. Pittman got his first experience in the SEC in 2012 when he joined the staff at Tennessee.

Pittman played defensive end at Pittsburg State, where he was a first-team NAIA All-American and twice earned all-conference recognition. He graduated with a bachelor's degree in 1986 and was inducted into the PSU Athletics Hall of Fame in 1998. He is married to his wife, Jamie.

## COACHING HISTORY

2020-pres.	Arkansas Head Coach
2019	Georgia Associate Head Coach/OL
2016-18	Georgia Offensive Line
2013-15	Arkansas Asst. HC/OL/Recruiting Coord.
2012	Tennessee Offensive Line
2011	North Carolina Associate Head Coach/OL
2007-10	North Carolina Offensive Line
2004-06	Northern Illinois Assistant Head Coach/OL
2003	Northern Illinois Offensive Line
2001	Kansas Offensive Line
2000	Missouri Offensive Line
1999	Western Michigan Assistant Coach
1997-98	Oklahoma Offensive Line
1996	Cincinnati Offensive Tackles/Tight Ends
1994-95	Northern Illinois Offensive Line
1992-93	Hutchinson (Kan.) CC Head Coach
1991	Hutchinson (Kan.) CC Offensive Line
1989-90	Trenton (Mo.) HS Head Coach
1987-88	Princeton (Mo.) HS Head Coach
1986	Beggs (Okla.) HS Assistant Coach
1984-85	Pittsburg State (Kan.) Student Assistant Coach

# GAME 11: ALABAMA

## GAME-BY-GAME BREAKDOWN

	FINAL	SCORE BY QUARTER					FIRST DOWNS					RUSHING			PASSING			OFFENSE		PUNTING	FUMBLES	PENALTY	THIRD	TOTAL
GAME	SCORE	1	2	3	4	OT	RU	PA	PN	TOT	ATT	YDS	TD	C-A-I	YDS	TD	ATT	YDS	NO-NET	AVG	NO-LOST	NO-YDS	DOWNS	TOP
Rice	17	0	10	7	0	-	1	12	6	19	39	81	1	17-35-3	227	1	74	308	6-34.3	1-0	10-60	4-15	33:54	
Arkansas	38	7	0	10	21	-	12	4	2	18	44	245	4	12-21-1	128	1	65	373	6-28.5	2-0	13-117	3-11	26:06	
Texas	21	0	0	7	14	-	6	7	2	15	41	138	3	13-23-0	118	0	64	256	6-38.2	2-2	4-20	4-13	28:57	
Arkansas	40	3	13	17	7	-	16	5	0	21	47	333	4	14-19-1	138	0	66	471	2-40.0	1-0	4-40	5-12	31:03	
Ga. Southern	10	0	10	0	0	-	5	3	3	11	35	152	1	13-28-0	81	0	63	233	10-44.7	2-0	8-50	5-18	26:54	
Arkansas	45	14	10	14	7	-	13	12	2	27	48	269	3	14-25-0	364	3	73	633	5-43.4	0-0	9-93	7-15	33:06	
Texas A&M	10	0	3	7	0	-	6	7	2	15	23	121	1	20-36-1	151	0	59	272	8-42.9	0-0	11-75	4-14	29:10	
Arkansas	20	10	7	0	3	-	13	6	1	20	49	197	0	9-19-0	246	0	68	443	6-40.0	0-0	10-65	3-13	30:50	
Georgia	37	21	3	3	10	-	16	3	3	22	56	273	3	7-11-0	72	0	67	345	2-87	0-0	6-40	4-12	36:01	
Arkansas	0	0	0	0	0	-	6	2	1	9	29	75	0	10-16-0	87	0	45	162	8-37.2	0-0	13-101	3-12	23:28	
Ole Miss	52	0	21	10	21	-	14	8	0	22	49	324	5	14-21-0	287	2	70	611	3-42.7	0-0	8-75	5-14	24:25	
Arkansas	51	7	7	17	20	-	22	14	3	39	58	350	4	25-35-1	326	3	93	676	2-30.0	3-1	4-25	7-13	35:35	
Auburn	38	7	7	14	10	-	6	12	2	20	35	135	2	21-26-1	292	2	61	427	4-41.8	0-0	6-49	4-10	30:03	
Arkansas	23	3	7	13	0	-	12	15	2	29	54	232	1	21-35-0	228	2	89	460	3-35.0	1-1	4-41	10-19	29:57	
UAPB	3	0	0	0	3	-	6	4	3	13	37	111	0	8-22-2	112	0	59	223	8-24.6	0-0	4-30	1-14	36:18	
Arkansas	45	17	28	0	0	-	15	9	1	25	41	291	1	11-22-0	213	4	63	504	3-40.7	4-2	9-76	2-9	23:42	
Miss. State	28	0	7	7	14	-	5	20	3	28	26	69	0	36-48-1	417	4	74	486	2-40.0	0-0	10-77	6-12	32:14	
Arkansas	31	10	3	3	15	-	10	10	3	23	45	202	2	19-25-0	191	1	70	393	2-41.5	0-0	11-84	6-13	27:46	
LSU	13	3	7	0	3	0	9	9	2	20	42	108	0	21-37-2	200	1	79	308	6-36.8	3-1	5-34	6-18	32:40	
Arkansas	16	3	0	10	0	3	8	4	1	13	40	141	0	18-26-0	142	1	66	283	8-35.0	2-0	9-63	3-16	27:20	

## AP POLL

As of Nov. 14, 2021

Rank	Team	Record	Points	Previous
1	Georgia (62)	10-0	1,550	1
2	Alabama	9-1	1,449	3
3	Cincinnati	10-0	1,420	2
4	Oregon	9-1	1,353	5
5	Ohio State	9-1	1,341	6
6	Notre Dame	9-1	1,175	7
7	Michigan State	9-1	1,161	8
8	Michigan	9-1	1,134	9
9	Oklahoma State	9-1	1,106	10
10	Ole Miss	8-2	943	12
11	Baylor	8-2	882	18
12	Oklahoma	9-1	870	4
13	Wake Forest	9-1	851	13
14	BYU	8-2	671	14
15	UTSA	10-0	591	15
16	Texas A&M	7-3	583	11
17	Houston	9-1	509	17
18	Iowa	8-2	491	19
19	Wisconsin	7-3	467	20
20	Pitt	8-2	358	25
21	Arkansas	7-3	277	NR
22	Louisiana	9-1	261	24
23	San Diego State	9-1	239	NR
24	Utah	7-3	141	NR
25	NC State	7-3	95	21

Others receiving votes: Mississippi State 52, Auburn 43, Appalachian State 32, Penn State 31, Coastal Carolina 28, Kansas State 12, Utah State 12, Kentucky 9, SMU 9, Purdue 4

## AMWAY COACHES POLL

As of Nov. 14, 2021

Rank	Team	Record	Points	Previous
1	Georgia (62)	10-0	1,550	1
2	Alabama	9-1	1,464	2
3	Cincinnati	10-0	1,401	3
4	Ohio State	9-1	1,363	5
5	Oregon	9-1	1,320	6
6	Notre Dame	9-1	1,181	7
7	Michigan	9-1	1,153	8
8	Michigan State	9-1	1,139	9
9	Oklahoma State	9-1	1,102	10
10	Ole Miss	8-2	948	12
11	Oklahoma	9-1	878	4
12	Wake Forest	9-1	847	13
13	Baylor	8-2	826	18
14	Iowa	8-2	637	14
15	BYU	8-2	605	15
16	Texas A&M	7-3	560	11
17	Houston	9-1	541	17
18	UTSA	10-0	528	16
19	Pitt	8-2	446	22
20	Wisconsin	7-3	407	24
21	Louisiana	9-1	239	25
22	Arkansas	7-3	212	NR
23	San Diego State	9-1	210	NR
24	NC State	7-3	138	19
25	Utah	7-3	133	NR

Others receiving votes: Kentucky 113; Southern Methodist 45; Coastal Carolina 34; Appalachian State 31; Mississippi State 26; Penn State 20; Auburn 18; Utah State 9; Purdue 7; Louisville 5; Kansas State 4; Fresno State 4; Clemson 4; Arizona State 2.

## GAME-BY-GAME LEADERS

Opponent	Rushes	Rush Yards	Catches	Receiving Yards	Tackles	Tackles-For-Loss	Sacks
Rice	22, Trelon Smith	102, Trelon Smith	5, Treyton Burks	42, Burks, Morris	14, Bumper Pool	1.5, Bumper Pool	1.0, Isaiah Nichols
Texas	12, Trelon Smith	75, Trelon Smith	5, Treyton Burks	45, Tyson Morris	15, Hayden Henry	2.5, Henry, Morgan	1.0, Ridgeway, Williams
Georgia Southern	10, Raheim Sanders	72, Dominique Johnson	3, Burks, Warren	127, Treyton Burks	9, Jalen Catalon	2.0, Tre Williams	1.5, Tre Williams
vs. Texas A&M	17, Trelon Smith	82, Trelon Smith	6, Treyton Burks	167, Treyton Burks	8, Bumper Pool	2.0, Hay. Henry, T. Williams	2.0, Tre Williams
at Georgia	8, KJ Jefferson	28, AJ Green	3, Treyton Burks	22, Raheim Sanders	12, Grant Morgan	1.0, Four Players	----
at Ole Miss	20, KJ Jefferson	139, Raheim Sanders	7, Treyton Burks	136, Treyton Burks	13, Grant Morgan	1.5, Pool, Foucha	----
Auburn	18, KJ Jefferson	66, KJ Jefferson	9, Treyton Burks	109, Treyton Burks	8, Three players	1.0, Morgan and Henry	----
UAPB	9, Sanders, Green	91, Dominique Johnson	4, Treyton Burks	89, Treyton Burks	8, Bumper Pool	1.5, Williams, Foucha	1.0, Williams, Parker
Mississippi State	17, Dominique Johnson	107, Dominique Johnson	6, Treyton Burks	82, Treyton Burks	10, Bumper Pool	2.0, Tre Williams	2.0, Tre Williams
at LSU	15, Jefferson, Johnson	41, KJ Jefferson	3, Morris, Knox	40, Dominique Johnson	13, Bumper Pool	2.0, Bumper Pool	1.0, Henry, Ridgeway
at Alabama							
Missouri							

## OFFENSE

<b>WR</b>	<b>10</b>	<b>De'Vion Warren</b>	<b>*Sr. // 5-10 // 195</b>
<b>-OR-</b>	<b>84</b>	<b>Warren Thompson</b>	<b>R-Jr. // 6-3 // 201</b>
<b>WR</b>	<b>16</b>	<b>Treyton Burks</b>	<b>Jr. // 6-3 // 225</b>
	11	Jaquayln Crawford	R-Jr. // 5-10 // 175
<b>LT</b>	<b>76</b>	<b>Myron Cunningham</b>	<b>*R-Sr. // 6-6 // 325</b>
	74	Jalen St. John	R-Fr. // 6-5 // 330
<b>LG</b>	<b>62</b>	<b>Brady Latham</b>	<b>R-So. // 6-5 // 305</b>
	70	Luke Jones	R-Jr. // 6-5 // 310
<b>C</b>	<b>51</b>	<b>Ricky Stromberg</b>	<b>Jr. // 6-4 // 310</b>
	57	Shane Clenin	R-Sr. // 6-6 // 325
<b>RG</b>	<b>55</b>	<b>Beaux Limmer</b>	<b>R-So. // 6-5 // 300</b>
	66	Ty Clary	*Sr. // 6-4 // 315
<b>RT</b>	<b>78</b>	<b>Dalton Wagner</b>	<b>R-Sr. // 6-9 // 330</b>
	53	Ty'Kieast Crawford	So. // 6-5 // 350
<b>QB</b>	<b>1</b>	<b>KJ Jefferson</b>	<b>R-So. // 6-3 // 245</b>
	4	Malik Hornsby	R-Fr. // 6-2 // 180
<b>RB</b>	<b>20</b>	<b>Dominique Johnson</b>	<b>So. // 6-1 // 240</b>
	22	Trelon Smith	R-Sr. // 5-9 // 190
<b>-OR-</b>	5	Raheim Sanders	Fr. // 6-2 // 225
<b>TE</b>	<b>87</b>	<b>Blake Kern</b>	<b>*R-Sr. // 6-4 // 265</b>
	82	Hudson Henry	R-So. // 6-5 // 255
<b>-OR-</b>	7	Trey Knox	6-5 // 215 // Jr.
<b>WR</b>	<b>19</b>	<b>Tyson Morris</b>	<b>*R-Sr. // 6-1 // 205</b>
	2	Ketron Jackson Jr.	Fr. // 6-2 // 205

## DEFENSE

<b>JACK</b>	<b>56</b>	<b>Zach Williams</b>	<b>Jr. // 6-4 // 255</b>
	11	Mataio Soli	Jr. // 6-4 // 240
<b>DT</b>	<b>99</b>	<b>John Ridgeway</b>	<b>R-Sr. // 6-6 // 320</b>
	93	Isaiah Nichols	R-Jr. // 6-3 // 300
<b>DT</b>	<b>0</b>	<b>Markell Utsey</b>	<b>*R-Sr. // 6-4 // 290</b>
	50	Eric Gregory	R-So. // 6-4 // 295
<b>DE</b>	<b>55</b>	<b>Tre Williams</b>	<b>*R-Sr. // 6-5 // 255</b>
	58	Jashaud Stewart	So. // 6-2 // 240
<b>WILL</b>	<b>27</b>	<b>Hayden Henry</b>	<b>*Sr. // 6-2 // 225</b>
	10	Bumper Pool	Sr. // 6-2 // 230
<b>MIKE</b>	<b>31</b>	<b>Grant Morgan</b>	<b>*R-Sr. // 5-11 // 235</b>
	28	Andrew Parker	R-Jr. // 6-2 // 245
<b>CB</b>	<b>24</b>	<b>LaDarrius Bishop</b>	<b>R-Jr. // 6-0 // 190</b>
	17	Hudson Clark	R-So. // 6-2 // 180
<b>S</b>	<b>2</b>	<b>Myles Slusher</b>	<b>So. // 6-0 // 185</b>
	4	Malik Chavis	R-So. // 6-2 // 195
<b>S</b>	<b>7</b>	<b>Joe Foucha</b>	<b>Sr. // 5-11 // 205</b>
	15	Simeon Blair	R-Jr. // 5-10 // 210
<b>CB</b>	<b>21</b>	<b>Montaric Brown</b>	<b>R-Sr. // 6-0 // 190</b>
	23	Devin Bush	R-So. // 6-0 // 200
<b>NB</b>	<b>9</b>	<b>Greg Brooks Jr.</b>	<b>Jr. // 5-11 // 185</b>
<b>-OR-</b>	<b>8</b>	<b>Jayden Johnson</b>	<b>Fr. // 6-2 // 220</b>
	18	Trent Gordon	R-Jr. // 5-11 // 190

## SPECIAL TEAMS

<b>K</b>	<b>29</b>	<b>Cam Little</b>	<b>Fr. // 6-2 // 185</b>
	90	Vito Calvaruso	So. // 6-2 // 200
<b>P</b>	<b>30</b>	<b>Reid Bauer</b>	<b>R-Jr. // 5-11 // 200</b>
	42	Sam Loy	*R-Sr. // 6-1 // 195
<b>LS</b>	<b>48</b>	<b>Jordan Silver</b>	<b>R-Sr. // 6-1 // 235</b>
	46	Francisco Castro	Fr. // 6-1 // 210
<b>-OR-</b>	52	John Oehrlein	R-So. // 6-1 // 240
<b>H</b>	<b>30</b>	<b>Reid Bauer</b>	<b>R-Jr. // 5-11 // 200</b>
<b>KR</b>	<b>14</b>	<b>Nathan Parodi</b>	<b>R-Jr. // 5-9 // 175</b>
<b>-OR-</b>	<b>0</b>	<b>AJ Green</b>	<b>Fr. // 5-11 // 200</b>
	5	Raheim Sanders	Fr. // 6-2 // 225
<b>PR</b>	<b>14</b>	<b>Nathan Parodi</b>	<b>R-Jr. // 5-9 // 175</b>
	9	Greg Brooks	Jr. // 5-11 // 185



# GAME 11: ALABAMA

## GAME-BY-GAME OFFENSIVE STARTERS

Opponent	LT	LG	C	RG	RT	TE	TE/WR	QB	RB	WR	WR
Rice	Cunningham	Latham	Stromberg	Clary	Wagner	Kern	Warren	Jefferson	T. Smith	Burks	Morris
Texas	Cunningham	Latham	Stromberg	Clary	Wagner	Kern	Warren	Jefferson	T. Smith	Burks	Morris
Ga. Southern	Cunningham	Latham	Stromberg	Limmer	Wagner	Kern	Warren	Jefferson	T. Smith	Burks	Morris
Texas A&M	Cunningham	Latham	Stromberg	Limmer	Wagner	Kern	Warren	Jefferson	T. Smith	Burks	Morris
at Georgia	Cunningham	Latham	Stromberg	Limmer	Wagner	Kern	Warren	Jefferson	T. Smith	Burks	Morris
at Ole Miss	Cunningham	Latham	Stromberg	Limmer	Clary	Kern	Warren	Jefferson	T. Smith	Burks	Morris
Auburn	Cunningham	Latham	Stromberg	Limmer	Clary	Kern	W. Thompson	Jefferson	D. Johnson	Burks	Morris
UAPB	Cunningham	Latham	Stromberg	Limmer	Clary	Kern	W. Thompson	Jefferson	T. Smith	Burks	Morris
Mississippi State	Cunningham	Latham	Stromberg	Limmer	Wagner	Kern	Warren	Jefferson	D. Johnson	Burks	Morris
at LSU	Cunningham	Latham	Stromberg	Limmer	Wagner	Kern	Warren	Jefferson	D. Johnson	Burks	Morris
at Alabama											
Missouri											

## GAME-BY-GAME DEFENSIVE STARTERS

Opponent	JACK	DT	DT	DE	WILL	MIKE	CB	S	S	CB	NB	DIME
Rice	Gerald	Nichols	Utsey	T. Williams	Pool	Morgan	Bishop	J. Catalon	Foucha	Brown	Brooks Jr.	-
Texas	T. Williams	Nichols	--	Utsey	Hay. Henry	Morgan	Bishop	J. Catalon	Foucha	Brown	Brooks Jr.	Blair
Ga. Southern	T. Williams	Nichols	Ridgeway	Utsey	Hay. Henry	Morgan	Bishop	J. Catalon	Foucha	Brown	Brooks Jr.	-
Texas A&M	T. Williams	--	Ridgeway	Utsey	Hay. Henry	Morgan	Bishop	J. Catalon	Foucha	Brown	Brooks Jr.	Blair
at Georgia	T. Williams	--	Ridgeway	Utsey	Hay. Henry	Morgan	Bishop	J. Catalon	Foucha	Brown	Brooks Jr.	Blair
at Ole Miss	T. Williams	--	Ridgeway	Utsey	Hay. Henry	Morgan	Bishop	J. Catalon	Foucha	Brown	Brooks Jr.	Blair
Auburn	T. Williams	Nichols	Ridgeway	Gregory	Hay. Henry	Morgan	Clark	Slusher	Foucha	Brown	Brooks Jr.	--
UAPB	T. Williams	--	Ridgeway	Stewart	Hay. Henry	Morgan	Bishop	Slusher	Foucha	Brown	J. Johnson	Chavis
Mississippi State	T. Williams	--	Ridgeway	Utsey	Hay. Henry	Morgan	Bishop	Slusher	Foucha	Brown	J. Johnson	Chavis
at LSU	T. Williams	Gregory	Ridgeway	Utsey	Hay. Henry	Morgan	Clark	Slusher	Foucha	Brown	J. Johnson	--
at Alabama												
Missouri												

## CAREER STARTS

OFFENSE	2021	2020	2019	2018	2017	TOT	CONS	DEFENSE	2021	2020	2019	2018	2017	TOT	CONS
Ty Clary, OL, *R-Sr.	5	7	12	11	4	39	-	John Ridgeway, DL, R-Sr.	8	4	15	10	-	37	8
Myron Cunningham, OL, *R-Sr.	10	10	10	-	-	30	25	Montaric Brown, DB, R-Sr.	10	7	10	3	-	33	16
Ricky Stromberg, OL, Jr.	10	8	11	-	-	29	10	Joe Foucha, DB, Sr.	10	8	12	1	-	31	18
Treyton Burks, WR, Jr.	10	9	9	-	-	28	17	Greg Brooks Jr., DB, Jr.	7	8	12	-	-	27	-
Dalton Wagner, OL, R-Sr.	7	5	12	1	-	25	2	Tre Williams, DL, *R-Sr.	10	4	8	6	0	28	10
Brady Latham, OL, R-So.	10	10	0	-	-	20	20	Bumper Pool, LB, Sr.	1	9	12	4	-	26	-
Trey Knox, WR, Jr.	0	6	11	-	-	17	-	Markel Utsey, DL, *R-Sr.	8	8	0	0	6	22	2
Blake Kern, TE, *R-Sr.	10	5	0	0	0	15	12	Grant Morgan, LB, *R-Sr.	10	9	0	0	0	19	10
De'Vion Warren, WR, Sr.	8	6	0	0	0	14	2	Jalen Catalon, DB, R-So.	6	9	0	-	-	15	-
Beaux Limmer, OL, R-So.	8	6	0	-	-	14	9	Hayden Henry, LB, *Sr.	9	3	-	1	-	13	9
KJ Jefferson, QB, R-So.	10	1	1	-	-	12	10	Mataio Soli, DL, Jr.	0	1	11	-	-	12	-
Trelon Smith, RB, R-Sr.	7	4	-	0	0	11	-	Isaiah Nichols, DL, R-Jr.	4	7	0	-	-	12	-
Tyson, Morris, WR, *R-Sr.	10	0	0	0	0	10	10	LaDarius Bishop, DB, R-Jr.	8	1	3	-	-	11	-
Hudson Henry, TE, R-So.	0	5	-	-	-	5	-	Hudson Clark, DB, R-So.	2	7	-	-	-	9	1
Warren Thompson, WR, R-Jr.	2	3	0	0	-	5	-	Eric Gregory, DL, R-So.	2	7	-	-	-	9	1
Shane Clenin, OL, R-Sr.	0	0	1	1	-	2	-	Myles Slusher, DB, So.	4	2	-	-	-	6	4
Dominique Johnson, RB, So.	3	0	-	-	-	3	2	Simeon Blair, DB, R-Jr.	4	2	0	-	-	5	-
John Stephen Jones, QB, R-Jr.	0	-	1	-	-	1	-	Dorian Gerald, DL, *R-Sr.	1	1	2	2	-	5	-
								Zach Williams, DL, Jr.	0	4	0	-	-	4	-
								Jayden Johnson, DB, Fr.	3	-	-	-	-	3	3
								Malik Chavis, DB, R-So.	2	0	-	-	-	2	-
								Khari Johnson, DB, So.	0	1	-	-	-	1	-
								Taurean Carter, DL, R-So.	0	1	0	0	0	1	-
								Nick Turner, DB, R-Fr.	0	1	-	-	-	1	-
								Jashaud Stewart, DL, So.	1	0	-	-	-	1	-

## EXPERIENCE ANALYSIS

The chart to the right shows Arkansas' offensive and defensive starting lineups over the last 14 years with numbers representing total starts by classes and percentages of total starts for the entire season.

Season	G	SR	JR	SO	FR	UpperCI%
2021	10 (7-3)	124 (56.4%)	45 (20.5%)	48 (20.7%)	3 (0.2%)	169 (76.8%)
2020	10 (3-7)	70 (31.8%)	50 (22.7%)	45 (20.5%)	55 (25.0%)	120 (54.6%)
2019	12 (2-10)	77 (29.2%)	55 (20.8%)	73 (27.7%)	59 (22.4%)	132 (50.0%)
2018	12 (2-10)	103 (39.2%)	86 (32.7%)	44 (16.7%)	30 (11.4%)	189 (71.2%)
2017	12 (4-8)	66 (25.0%)	108 (40.1%)	65 (24.6%)	25 (9.5%)	174 (65.9%)
2016	13 (7-6)	114 (39.9%)	82 (28.7%)	70 (24.5%)	20 (6.9%)	196 (68.5%)
2015	13 (8-5)	67 (23.4%)	143 (50.0%)	58 (20.3%)	18 (6.3%)	210 (73.4%)
2014	13 (7-6)	92 (32.2%)	72 (25.2%)	89 (31.1%)	33 (11.5%)	164 (57.3%)
2013	12 (3-9)	107 (40.5%)	59 (22.3%)	57 (21.6%)	41 (15.5%)	166 (66.7%)
2012	12 (4-8)	99 (37.5%)	87 (33.0%)	31 (11.7%)	46 (17.4%)	186 (70.5%)
2011	13 (11-2)	110 (38.5%)	97 (33.9%)	65 (22.7%)	14 (4.9%)	207 (72.4%)
2010	13 (10-3)	102 (35.7%)	107 (37.4%)	44 (15.4%)	33 (11.5%)	209 (73.1%)
2009	13 (8-5)	74 (25.9%)	83 (29.0%)	115 (40.2%)	14 (4.9%)	157 (54.9%)
2008	12 (5-7)	58 (22.0%)	64 (24.2%)	65 (24.6%)	77 (29.2%)	112 (46.2%)

# GAME 11: ALABAMA

## ARKANSAS INDIVIDUAL SEASON-HIGHS

Rush Attempts	22	Trelon Smith, 9/4 vs. Rice
Yards Rushing	139	Raheim Sanders, 10/9 at Ole Miss
TD Rushes	3	KJ Jefferson, 10/9 at Ole Miss
Long Rush	49	Treyton Burks, 10/23 vs. UAPB
Pass Attempts	35	2x, last KJ Jefferson, 10/16 vs. Auburn
Pass Completions	25	KJ Jefferson, 10/9 at Ole Miss
Yards Passing	366	KJ Jefferson, 9/18 vs. Georgia Southern
TD Passes	4	KJ Jefferson, 10/23 vs. UAPB
Long Pass	91	KJ Jefferson, 9/18 vs. Georgia Southern
Receptions	9	Treyton Burks, 10/16 vs. Auburn
Yards Receiving	167	Treyton Burks, 9/25 vs. Texas A&M
TD Receptions	2	2x, last Treyton Burks, 10/23 vs. UAPB
Long Reception	91	Treyton Burks, 9/18 vs. Georgia Southern
Field Goals	4	Cam Little, 9/11 vs. Texas
Long Field Goal	51	Cam Little, 10/6 vs. Mississippi State
Punts	7	2x, Reid Bauer, 11/13 at LSU
Punting Avg.	50.3	Reid Bauer, 11/6 vs. Mississippi State
Long Punt	60	Reid Bauer, 9/18 vs. Georgia Southern
Punts Inside 20	3	Reid Bauer, 10/2 at Georgia
Long Punt Return	80	Nathan Parodi, 10/23 vs. UAPB
Long Kickoff Return	42	LaDarrius Bishop, 9/4 vs. Rice
Tackles	15	Hayden Henry, 9/11 vs. Texas
Sacks	2.0	2x, last Tre Williams, 11/6 vs. Miss. State
Tackles For Loss	2.5	Hayden Henry, 9/11 vs. Texas
Interceptions	2	Jalen Catalon, 9/4 vs. Rice

## ARKANSAS TEAM GAME-HIGHS

Rushes	58	10/9 at Ole Miss
Yards Rushing	350	10/9 at Ole Miss
Yards Per Rush	7.1	2x, last 10/23 vs. UAPB
TD Rushes	4	2x last 9/11 vs. Texas
Pass Attempts	35	2x last 10/16 vs. Auburn
Pass Completions	25	10/9 at Ole Miss
Yards Passing	364	9/18 vs. Georgia Southern
Yards Per Pass Comp.	26.0	9/18 vs. Georgia Southern
TD Passes	4	10/23 vs. UAPB
Total Plays	93	10/9 at Ole Miss
Total Offense	676	10/9 at Ole Miss
Yards Per Play	8.7	9/18 vs. Georgia Southern
Points	51	10/9 at Ole Miss
Sacks By	3	5x last 11/13 at LSU
First Downs	39	10/9 at Ole Miss
Penalties	13	2x last 10/2 at Georgia
Penalty Yards	117	9/4 vs. Rice
Turnovers	2	10/23 vs. UAPB
Interceptions By	3	9/4 vs. Rice
Punts	8	2x, last 11/13 at LSU
Punting Avg	50.3	11/6 vs. Mississippi State
Long Punt	60	9/18 vs. Georgia Southern
Punts inside 20	3	10/2 at Georgia

## ARKANSAS' LONGEST PLAYS

Rush	49	Treyton Burks, 10/23 vs. UAPB
Pass	91	Jefferson to Burks, 9/18 vs. Georgia Southern
Field Goal	51	Cam Little, 11/6 vs. Mississippi State
Punt	60	Reid Bauer, 9/18 vs. Georgia Southern
Punt Return	80	Nathan Parodi, 10/23 vs. UAPB
Kickoff Return	42	LaDarrius Bishop, 9/4 vs. Rice
Interception Return	44	Jalen Catalon, 9/4 vs. Rice
Fumble Return	6	Greg Brooks, Jr., 9/11 vs. Texas

## OPPONENT INDIVIDUAL SEASON-HIGHS

Rush Attempts	28	Tyrion Davis-Price, 11/13 at LSU
Yards Rushing	111	Henry Parrish Jr., 10/9 at Ole Miss
TD Rushes	3	Snoop Conner, 10/9 at Ole Miss
Long Rush	76	Justin Tomlin, 9/18 vs. Georgia Southern
Pass Attempts	48	Will Rogers, 11/6 vs. Mississippi State
Pass Completions	36	Will Rogers, 11/6 vs. Mississippi State
Yards Passing	417	Will Rogers, 11/6 vs. Mississippi State
TD Passes	4	Will Rogers, 11/6 vs. Mississippi State
Long Pass	71	Bo Nix, 10/16 vs. Auburn
Receptions	8	Makai Polk, 11/6 vs. Mississippi State
Yards Receiving	127	Braylon Sanders, 10/9 at Ole Miss
TD Receptions	2	Rara Thomas, 11/6 vs. Mississippi State
Long Reception	71	Demetris Robertson, 10/16 vs. Auburn
Field Goals	3	Jack Podlesny, 10/2 at Georgia
Long Field Goal	50	Caden Costa, 10/9 at Ole Miss
Punts	10	Anthony Beck, 9/18 vs. Georgia Southern
Punting Avg.	48.0	Anthony Beck, 9/18 vs. Georgia Southern
Long Punt	59	Anthony Beck, 9/18 vs. Georgia Southern
Punts Inside 20	5	Nik Constantinou, 9/25 vs. Texas A&M
Long Punt Return	30	Braylon Sanders, 10/9 at Ole Miss
Long Kickoff Return	33	Jo'quavious Marks, 11/6 vs. Mississippi State
Tackles	15	Zakoby McClain, 10/16 vs. Auburn
Sacks	2.0	Micah Baskerville, 11/13 at LSU
Tackles For Loss	3.5	Micah Baskerville, 11/13 at LSU
Interceptions	1	3x, last Keidron Smith, 10/9 at Ole Miss

## OPPONENT TEAM GAME-HIGHS

Rushes	56	10/2 at Georgia
Yards Rushing	287	10/9 at Ole Miss
Yards Per Rush	6.6	10/9 at Ole Miss
TD Rushes	5	10/9 at Ole Miss
Pass Attempts	48	11/6 vs. Mississippi State
Pass Completions	36	11/6 vs. Mississippi State
Yards Passing	417	11/6 vs. Mississippi State
Yards Per Pass Comp.	20.5	10/9 at Ole Miss
TD Passes	4	11/6 vs. Mississippi State
Total Plays	79	11/13 at LSU
Total Offense	611	10/9 at Ole Miss
Yards Per Play	8.7	10/9 at Ole Miss
Points	52	10/9 at Ole Miss
Sacks By	4	10/2 at Georgia
First Downs	28	11/6 vs. Mississippi State
Penalties	11	9/25 vs. Texas A&M
Penalty Yards	77	11/6 vs. Mississippi State
Turnovers	3	2x, 11/13 at LSU
Interceptions By	1	9/4 vs. Rice
Punts	10	9/18 vs. Georgia Southern
Punting Avg	48.0	9/18 vs. Georgia Southern
Long Punt	59	9/18 vs. Georgia Southern
Punts inside 20	5	9/25 vs. Texas A&M

## OPPONENT'S LONGEST PLAYS

Long Rush	76	Justin Tomlin, 9/18 vs. Georgia Southern
Long Pass	71	Demetris Robertson, 10/16 vs. Auburn
Field Goal	50	Caden Costa, 10/9 at Ole Miss
Punt	59	Anthony Beck, 9/18 vs. Georgia Southern
Punt Return	30	Braylon Sanders, 10/9 at Ole Miss
Kickoff Return	33	Jo'quavious Marks, 11/6 vs. Mississippi State
Interception Return	0	Keidron Smith, 10/9 at Ole Miss
Fumble Return	-	-

## THE LAST TIME ARKANSAS . . .

### RUSHING

Had 500+ yards rushing	vs. South Carolina, 2007 (542)
Had 400+ yards rushing	at Texas Tech, 2014 (438)
Had 400+ yards rushing in consecutive games	at Texas Tech, 2014 (438)
	vs. Nicholls, 2014 (495)
Had 300+ yards rushing	at Ole Miss, 2021 (350)
Had 300+ yards rushing in consecutive games	at Ole Miss, 2021 (350)
	vs. Nicholls, 2014 (495)
Had 300+ yards rushing in three consecutive games	at Alabama, 2007 (301)
	vs. Kentucky, 2007 (338)
	vs. North Texas, 2007 (446)
Had 300+ yards rushing in four consecutive games	vs. Troy, 2007 (350)
	at Alabama, 2007 (301)
	vs. Kentucky, 2007 (338)
	vs. North Texas, 2007 (446)
Had 250+ yards rushing	vs. UAPB, 2021 (291)
Had 200+ yards rushing	vs. Mississippi State, 2021 (202)
Had 200+ yards in consecutive games	vs. UAPB (291) and vs. Mississippi State (202)
Had 70+ rushing attempts	at Kentucky, 2003 (71)
Had 60+ rushing attempts	at Texas Tech, 2014 (68)
Had 50+ rushing attempts	vs. Auburn, 2021 (54)
Had 7+ rushing TDs	at Texas Tech, 2014 (7)
Had 6+ rushing TDs	vs. UT Martin, 2015 (6)
Had 6+ rushing TDs in consecutive games	vs. Nicholls, 2014 (6)
	at Texas Tech, 2014 (7)
Had 5+ rushing TDs	at Mississippi State, 2016 (5)
Had 5+ rushing TDs in consecutive games	vs. Nicholls, 2014 (6)
	at Texas Tech, 2014 (7)
Had 4+ rushing TDs	at Ole Miss, 2021 (4)
Had 4+ rushing TDs in consecutive games	vs. Rice, 2021 (4) and vs. Texas, 2021 (4)
Had 3+ rushing TDs	at Ole Miss, 2021 (4)
Had 3+ rushing TDs in consecutive games	vs. Texas, 2021 (4) and Georgia Southern, 2021 (3)
Had 3+ rushing TDs in three straight games	vs. Rice, 2021 (4)
	vs. Texas, 2021 (4)
	vs. Georgia Southern, 2021 (3)
Had 2+ players with 100 yards rushing	at Mississippi State, 2016 (Williams III - 205, Whaley - 112)
Had 3+ players with 100 yards rushing	vs. North Texas, 2007 (McFadden - 138, Jones - 132, Barnett - 105)

### PASSING

Had 500+ yards passing	vs. Texas A&M, 2011 (510)
Had 400+ yards passing	vs. Alabama, 2016 (400)
Had 300+ yards passing	at Ole Miss, 2021 (326)
Had 200+ yards passing	vs. Auburn, 2021 (228)
Had 50+ pass attempts	vs. San Jose State, 2019 (50)
Had 40+ pass attempts	vs. Auburn, 2019 (40)
Had 30+ pass attempts	vs. Auburn, 2021 (35)
Had 30+ pass completions	vs. Mississippi State, 2015 (30)
Had 25+ pass completions	at Ole Miss, 2021 (25)
Had 20+ pass completions	vs. Auburn, 2021 (21)
Had fewer than 10 pass completions	vs. Texas A&M, 2021 (9)
Had 7+ passing TDs	vs. Mississippi State, 2015 (7)
Had 6+ passing TDs	vs. Mississippi State, 2015 (7)
Had 5+ passing TDs	vs. Mississippi State, 2015 (7)
Had 4+ passing TDs	vs. UAPB, 2021 (4)
Had 3+ passing TDs	vs. UAPB, 2021 (4)
Had 5+ passes intercepted	vs. San Jose State, 2019 (5)
Had 4+ passes intercepted	vs. San Jose State, 2019 (5)
Had 3+ passes intercepted	vs. Georgia, 2020 (3)

### RECEIVING

Had two players with 100 yards receiving	at Ole Miss, 2015 (Morgan - 122, Reed - 105)
Had 10+ different receivers catch a pass	at Ole Miss, 2019 (10)
Had 9+ different receivers catch a pass	at LSU, 2021 (9)
Had 8+ different receivers catch a pass	at LSU, 2021 (9)
Had multiple players catch 7+ passes in a game	vs. Mississippi State, 2015 (2)
	(Morgan - 7 & Henry - 7)

### COMBINATION OFFENSE

Had one 300-yard passer and one 100-yard rusher in a game	at Ole Miss, 2021
	(Jefferson - 326 pass & Sanders - 139 rush)
Had one 300-yard passer and one 200-yard rusher in a game	at Mississippi State, 2016
	(Allen - 303 pass & Williams III - 205 rush)
Had one 100-yard receiver and one 100-yard rusher in a game	at Ole Miss, 2021
	(Treylon Burks - 136 receiving & Raheim Sanders - 139 rush)
Had one 100-yard receiver and one 100-yard rusher in consecutive games	at Missouri, 2020
	(Hatcher - 106 receiving & Williams III - 117 rush)
Had one 200-yard rusher and one 100-yard receiver in a game	vs. South Carolina, 2006
	(McFadden - 219 rushing & Monk - 192 receiving)
Had one 150-yard rusher and one 150-yard receiver in a game	at Missouri, 2020
	(Treylon Smith - 172 rushing & Treylon Burks - 206 receiving)
Had four different receivers catch a touchdown pass	at Mississippi State, 2015
	(Sprinkle - 3, Henry - 2, Morgan - 1, Cornelius - 1)
Had two 100-yard rushers	at Mississippi State, 2015
	(Williams III - 205 & Whaley - 112)

Had two 100-yard rushers in consecutive games	at Texas Tech, 2014 (Collins - 145 & Williams - 212)
	vs. Nicholls, 2014 (Collins - 143 & Williams - 131)
Had a 200-yard rusher and a 100-yard rusher in a game	at Mississippi State, 2015
	(Williams III - 205 & Whaley - 112)
Had two 150-yard rushers in a game	vs. South Carolina, 2007
	(McFadden - 321 & Jones - 166)
Had three 100-yard rushers in a game	vs. North Texas, 2007
	(McFadden - 138, Jones - 132 & Barnett - 105)
Had two 100-yard receivers in a game	at Ole Miss, 2015
	(Morgan - 122 & Reed - 105)

### TOTAL OFFENSE

Had 700+ yards total offense	vs. North Texas, 2007 (713)
Had 600+ yards total offense	at Ole Miss, 2021 (676)
Had 550+ yards total offense	at Ole Miss, 2021 (676)
Had 500+ yards total offense	vs. UAPB, 2021 (504)
Had 400+ yards total offense	vs. UAPB, 2021 (504)
Had 500+ yards total offense in consecutive games	at Mississippi State, 2016 (661)
	at Missouri, 2016 (503)
Had 85+ plays total offense	vs. Auburn, 2021 (89)
Had 80+ plays total offense	vs. Auburn, 2021 (89)
Had 75+ plays total offense	vs. Auburn, 2021 (89)

### SCORING

Scored 70+ points	vs. Nicholls, 2014 (73)
Scored 60+ points	vs. UT Martin, 2015 (63)
Scored 50+ points	at Ole Miss, 2021 (51)
Scored 40+ points	vs. UAPB, 2021 (45)
Scored 30+ points	vs. Mississippi State, 2021 (31)
Scored 40+ points in three consecutive games	vs. Auburn, 2015 (54)
	vs. UT Martin, 2015 (63)
	at Ole Miss, 2015 (53)
Scored 30+ points in five consecutive games	vs. Auburn, 2015 (54)
	vs. UT Martin, 2015 (63)
	at Ole Miss, 2015 (53)
	at LSU, 2015 (31)
	vs. Mississippi State, 2015 (50)
Scored 40+ points in a half	vs. UAPB, 2021 (45)
Scored 30+ points in a half	vs. UAPB, 2021 (45)
Scored 35+ points in a quarter	vs. Nicholls, 2014 (35)
Scored 28+ points in a quarter	vs. UAPB, 2021 (2nd-28)
Scored 50+ points in consecutive games	at Ole Miss, 2015 (53)
	vs. UT Martin, 2015 (63)
Scored 50+ points in three consecutive games	vs. Auburn, 2015 (54)
	at Ole Miss, 2015 (53)
	vs. UT Martin, 2015 (63)
Scored 50+ points in consecutive SEC games	vs. Auburn, 2015 (54)
	at Ole Miss, 2015 (53)
Both teams combined for 100+ points	at Ole Miss, 2021 (L, 52-51)
Allowed 60+ points	at Florida, 2020 (63)
Allowed 50+ points	at Ole Miss, 2021 (52)
Allowed 40+ points	at Ole Miss, 2021 (52)
Allowed 30+ points	vs. Auburn, 2021 (38)
Was held scoreless	at Georgia, 2021 (37-0)
Was held scoreless at Donald W. Reynolds Razorback Stadium	vs. Alabama, 2012 (52-0)
Was held scoreless on the road	at Georgia, 2021 (37-0)
Was held scoreless at a neutral site	vs. Ole Miss, 1959 (28-0)
Won a game without a rushing TD	at LSU, 2021
Won a game without a passing TD	vs. Texas, 2021
Won a game in the last 25 seconds of regulation with a TD	vs. Mississippi State, 2021
Won a game in the last 25 seconds of regulation with a field goal	at Ole Miss, 2017
Held opponent scoreless	vs. Tulsa, 2018 (23-0)
Held opponent scoreless at Donald W. Reynolds Razorback Stadium	vs. Tulsa, 2018 (23-0)
Held opponent scoreless on the road	at South Carolina, 2002 (23-0)
Held opponent without a touchdown	vs. UAPB, 2021 (45-3)
Held opponent without an offensive touchdown	vs. UAPB, 2021 (45-3)
Held two opponents scoreless in one season	vs. LSU, 2014 (17-0)
	vs. Ole Miss, 2014 (30-0)
Held three opponents scoreless in one season	vs. Ole Miss, 2014 (30-0)
	vs. TCU, 1982 (35-0)
	vs. Texas A&M, 1982 (35-0)
Held an opponent scoreless in consecutive games	vs. LSU, 2014 (17-0)
	vs. Ole Miss, 2014 (30-0)
Held an SEC opponent scoreless	vs. Ole Miss, 2014 (30-0)
Held an SEC opponent scoreless in consecutive games	vs. LSU, 2014 (17-0)
	vs. Ole Miss, 2014 (30-0)
Held two SEC opponents scoreless in one season	vs. LSU, 2014 (17-0)
	vs. Ole Miss, 2014 (30-0)
Scored on the first offensive play of the game	vs. Nicholls, 2014 (Hatcher - 82-yard rush)
Scored on the first offensive series of the game	vs. UAPB, 2021 (Kern 18-yard catch)
Scored a two-point conversion passing	at Missouri, 2020 (KJ Jefferson to Mike Woods)
Scored a two-point conversion rushing	vs. Mississippi State, 2021 (Dominique Johnson rush)
Had three players with 2 TDs in a game	vs. Eastern Michigan, 2009 (Green - 2, Davis - 2 & Adams - 2)



## THE LAST TIME ARKANSAS...

### DEFENSE

Held opponent to 10 or fewer first downs:	vs. Florida A&M, 2017 (9)
Held opponent to 0 or fewer yards rushing:	vs. Wisconsin, 2007 (-5)
Held opponent to 25 or fewer yards rushing:	vs. New Mexico State, 2017 (11)
Held opponent to 50 or fewer yards rushing:	at Colorado State, 2018 (40)
Held opponent to 50 or fewer yards passing:	vs. Vanderbilt, 2010 (36)
Held opponent to 100 or fewer yards rushing:	vs. Mississippi State, 2021 (69)
Held opponent to 100 or fewer yards passing:	at Georgia, 2021 (72)
Held opponent to 200 or fewer yards total offense:	vs. Florida A&M, 2017 (175)
Held opponent to 250 or fewer yards total offense:	vs. UAPB, 2021 (223)
Held opponent to 300 or fewer yards total offense:	vs. UAPB, 2021 (223)
Intercepted 6+ passes:	vs. Ole Miss, 2020 (6)
Intercepted 5+ passes:	vs. Ole Miss, 2020 (6)
Intercepted 4+ passes:	vs. Ole Miss, 2020 (6)
Intercepted 3+ passes:	vs. Rice, 2021 (3)
Forced 7+ turnovers:	vs. Ole Miss (7 - 6 INTs, 1 FUM)
Forced 6+ turnovers:	vs. Ole Miss (7 - 6 INTs, 1 FUM)
Forced 5+ turnovers:	vs. Ole Miss (7 - 6 INTs, 1 FUM)
Forced 4+ turnovers:	vs. Ole Miss (7 - 6 INTs, 1 FUM)
Scored a safety:	vs. Toledo, 2015
Scored a touchdown:	vs. Ole Miss, 2020 (Jalen Catalon-INT, Grant Morgan-INT)
Scored two touchdowns:	vs. Ole Miss, 2020 (Jalen Catalon-INT, Grant Morgan-INT)
Recorded 8+ sacks:	at Auburn, 2012 (8)
Recorded 7+ sacks:	at Auburn, 2012 (8)
Recorded 6+ sacks:	vs. Portland State, 2019 (6)
Recorded 5+ sacks:	vs. Portland State, 2019 (6)
Recorded 4+ sacks:	vs. Texas A&M, 2019 (4)
Had 3 players with 10+ tackles:	at LSU, 2021
	Bumper Pool (13), Grant Morgan (11), Hayden Henry (10)
Had 3 players with 10+ tackles in consecutive games:	vs. Tennessee, 2020
	Bumper Pool (14), Grant Morgan (12), Jalen Catalon (12)
	vs. LSU, 2020
	Grant Morgan (19), Jalen Catalon (16), Bumper Pool (11)

### SPECIAL TEAMS

Returned a punt for a TD:	vs. UAPB, 2021 (Parodi - 80 yards)
Returned two punts for TDs:	vs. Missouri State, 2011 (Adams - 61 yards, 69 yards)
Returned a blocked punt for a TD:	vs. Eastern Michigan, 2009 (Armbrust - 1 yard)
Returned a kickoff for a TD:	vs. Auburn, 2017 (Warren - 100)
Returned a game-opening kickoff for a TD:	vs. Northern Illinois, 2014 (Marshall - 97)
Returned a season-opening kickoff for a TD:	vs. Missouri State, 2009 (D. Johnson - 91 yards)
Returned a blocked FG for a TD:	at Mississippi State, 2004 (Brown - 76 yards)
Blocked one punt:	vs. Texas, 2021 (Jake Yurachek)
Punted 10+ times:	at Auburn, 2016 (10)
Did not punt:	vs. Alcorn State, 2016
Blocked a field goal:	vs. Alcorn State, 2016 (Dan Skipper)
Had a punt blocked:	at Georgia, 2021 (Dan Jackson)
Scored on a fake punt:	vs. Texas A&M, 2014 (Sam Irwin-Hill - 51 yard rush)
Scored on a fake field goal:	vs. UAB, 2014 (Sebastian Tretola 6 yard pass to Alan D'Appollonio)
Had a field goal blocked:	vs. LSU, 2020 (Jay Ward)
Blocked a PAT kick:	vs. Eastern Illinois, 2018 (Bumper Pool)
Missed a kicking PAT:	at Missouri, 2020 (A.J. Reed)
Had a kicking PAT blocked:	at Missouri, 2020 (Chris Turner)

### MISCELLANEOUS

Had 35+ first downs:	at Ole Miss, 2021 (39)
Had 30+ first downs:	at Ole Miss, 2021 (39)
Had 25+ first downs:	vs. UAPB, 2021 (25)
Had 20+ first downs:	vs. Mississippi State, 2021 (23)
Had 20+ passing first downs:	vs. Mississippi State, 2015 (21)
Had 20+ rushing first downs:	at Ole Miss, 2021 (22)
Had 15+ penalties:	vs. Air Force, 1975 (17)
Had 10+ penalties:	vs. Mississippi State, 2021 (11)
Had no penalties:	at Alabama, 2019
Had 100+ yards in penalties:	at Georgia, 2021 (103)
Had 35 minutes+ of possession time:	at Ole Miss, 2021 (35:35)
Was involved in an overtime game:	at LSU, 2021 (W, 16-13)
Defeated a ranked opponent:	vs. No. 7 Texas A&M, 2021 (20-10)
Defeated a ranked opponent on the road:	at No. 16 Mississippi State, 2020 (21-14)
Defeated ranked opponents in consecutive games:	at No. 18 Ole Miss, 2015 (53-52, OT)
	at No. 9 LSU, 2015 (31-14)
Won game on final offensive play:	at LSU, 2021 (Cam Little 37-yard field goal)
Zero sacks allowed in a game:	vs. Georgia Southern, 2021
Zero sacks allowed in consecutive games:	vs. Toledo, 2015
	vs. Texas Tech, 2015
Zero sacks allowed in three consecutive games:	vs. UTEP, 2015
	vs. Toledo, 2015
	vs. Texas Tech, 2015
Came back from 15+ points down to win:	at Ole Miss, 2017 (down 24 - won 38-37)
Recorded more points than plays:	vs. UT Martin, 2015 (63 points, 56 plays)

## THE LAST TIME AN ARKANSAS PLAYER...

### RUSHING

Rushed 40+ times:	DeCori Birmingham at Kentucky, 2003 (40)
Rushed 35+ times:	Michael Smith at Kentucky, 2008 (35)
Rushed 30+ times:	Alex Collins vs. Missouri, 2015 (30)
Rushed 25+ times:	Trelon Smith at Missouri, 2020 (26)
Rushed for 300+ yards:	Darren McFadden vs. South Carolina, 2007 (321)
Rushed for 250+ yards:	Darren McFadden vs. South Carolina, 2007 (321)
Rushed for 200+ yards:	Rawleigh Williams III at Mississippi State, 2016 (205)
Rushed for 175+ yards:	Rakeem Boyd vs. Western Kentucky, 2019 (185)
Rushed for 150+ yards:	Trelon Smith at Missouri, 2020 (172)
Rushed for 125+ yards:	Raheim Sanders at Ole Miss, 2021 (139)
Rushed for 100+ yards:	Dominique Johnson vs. Mississippi State, 2021 (107)
Rushed for 100+ yards as a true freshman in his first career game:	Chase Hayden vs. Florida A&M, 2017 (120)
Rushed for 100+ yards (quarterback):	Matt Jones vs. Ole Miss, 2004 (126)
Rushed for 150+ yards in consecutive games:	Alex Collins at Texas Tech, 2015 (170) vs. Texas A&M, 2015 (151) at Tennessee, 2015 (154)
Rushed for 100+ yards in consecutive games:	Rakeem Boyd vs. Western Kentucky, 2019 (185) vs. Mississippi State, 2019 (114)
Rushed for 5+ touchdowns:	Alex Collins vs. UT Martin, 2015 (5)
Rushed for 4+ touchdowns:	Rawleigh Williams III at Mississippi State, 2016 (4)
Rushed for 3+ touchdowns:	KJ Jefferson at Ole Miss, 2021 (3)
Rushed for 3+ touchdowns (quarterback):	KJ Jefferson at Ole Miss, 2021 (3)
Rushed for 2+ touchdowns:	Dominique Johnson, 2021 (2)
Had three players rush for touchdowns:	Trelon Smith (1), Dominique Johnson (1), Malik Hornsby (1) vs. Ga. Southern, 2021
Had four players rush for touchdowns:	Smith (1), Green (1), Sanders (1) and Johnson (1) vs. Texas, 2021
Had a run of 80+ yards:	Trelon Smith at Florida, 2020 (83)
Had a run of 70+ yards:	Trelon Smith at Florida, 2020 (83)
Had a run of 60+ yards:	Trelon Smith at Florida, 2020 (83)
Had a run of 50+ yards:	Trelon Smith at Florida, 2020 (83)
Had 2 TD runs of 50+ yards:	Rakeem Boyd vs. Western Kentucky, 2019 (86, 76)
Had multiple players with a run of 50+ yards:	Rawleigh Williams III (72) & Devwah Whaley (50) at Mississippi State, 2016

### PASSING

Passed for 500+ yards:	Tyler Wilson vs. Texas A&M, 2011 (510)
Passed for 450+ yards:	Tyler Wilson vs. Texas A&M, 2011 (510)
Passed for 400+ yards:	Austin Allen vs. Alabama, 2016 (400)
Passed for 350+ yards:	KJ Jefferson vs. Georgia Southern, 2021 (366)
Passed for 300+ yards:	KJ Jefferson at Ole Miss, 2021 (326)
Passed for 250+ yards:	KJ Jefferson at Ole Miss, 2021 (326)
Passed for 200+ yards:	KJ Jefferson vs. Auburn, 2021 (228)
Attempted 50+ passes:	Nick Starkel vs. San Jose State, 2019 (50)
Attempted 45+ passes:	Nick Starkel vs. San Jose State, 2019 (50)
Attempted 35+ passes:	KJ Jefferson at Ole Miss, 2021 (35)
Attempted 30+ passes:	KJ Jefferson vs. Auburn, 2021 (35)
Completed 25+ passes:	KJ Jefferson at Ole Miss, 2021 (25)
Completed 20+ passes:	KJ Jefferson vs. Auburn, 2021 (21)
Threw 5+ touchdown passes:	Brandon Allen at Mississippi State, 2015 (7)
Threw 4+ touchdown passes:	KJ Jefferson vs. UABP, 2021 (4)
Threw 3+ touchdown passes:	KJ Jefferson vs. UABP, 2021 (4)
Threw 2+ touchdown passes:	KJ Jefferson vs. UABP, 2021 (4)
Threw 2+ touchdown passes in consecutive games:	KJ Jefferson vs. Auburn, 2021 (2) vs. UABP, 2021 (4)
Threw 5+ interceptions:	Nick Starkel vs. San Jose State, 2019 (5)
Threw 4+ interceptions:	Nick Starkel vs. San Jose State, 2019 (5)
Threw 3+ interceptions:	Nick Starkel at Alabama, 2019 (3)
Completed pass for 90+ yards:	KJ Jefferson vs. Georgia Southern, 2021 (91)
Completed pass for 80+ yards:	KJ Jefferson vs. Texas A&M, 2021 (85)
Completed pass for 70+ yards:	KJ Jefferson vs. Texas A&M, 2021 (85)
Completed pass for 60+ yards:	KJ Jefferson vs. Texas A&M, 2021 (85)
Completed pass for 50+ yards:	KJ Jefferson vs. Texas A&M, 2021 (85)

### RECEIVING

Caught 10+ passes:	Treyton Burks at Missouri, 2020 (10)
Caught 9+ passes:	Treyton Burks vs. Auburn, 2021 (9)
Caught 8+ passes:	Treyton Burks vs. Auburn, 2021 (9)
Caught 7+ passes:	Treyton Burks vs. Auburn, 2021 (9)
Caught 10+ passes in consecutive games:	Cobi Hamilton vs. Tulsa, 2012 (11) vs. Ole Miss, 2012 (12)
Had 300+ yards receiving:	Cobi Hamilton vs. Rutgers, 2012 (303)
Had 200+ yards receiving:	Treyton Burks at Missouri, 2020 (206)
Had 175+ yards receiving:	Treyton Burks at Missouri, 2020 (206)
Had 150+ yards receiving:	Treyton Burks vs. Texas A&M 2021 (167)
Had 100+ yards receiving:	Treyton Burks vs. Auburn, 2021 (109)
Had 100+ yards receiving in consecutive games:	Treyton Burks at Ole Miss, 2021 (136) vs. Auburn, 2021 (109)
Had 100+ yards receiving (tight end):	Hunter Henry vs. Mississippi State, 2015 (129)
Caught 3+ TD passes:	Jeremy Sprinkle vs. Mississippi State, 2015 (3)
Caught 2+ TD passes:	Treyton Burks vs. UABP, 2021 (2)
Caught 2+ TD passes (tight end):	Cheyenne O'Grady vs. LSU, 2018 (2)
2+ tight ends caught TD passes:	Hunter Henry (2) & Jeremy Sprinkle (3) vs. Mississippi State, 2015

### TOTAL OFFENSE

Had 450+ yards total offense:	Tyler Wilson vs. Texas A&M, 2011 (481)
Had 400+ yards total offense:	KJ Jefferson at Ole Miss, 2021 (411)
Had 350+ yards total offense:	KJ Jefferson at Ole Miss, 2021 (411)
Had 300+ yards total offense:	KJ Jefferson at Ole Miss, 2021 (411)
Had 100 yards both passing and rushing:	Matt Jones vs. Ole Miss, 2004 (Rushing - 126, Passing - 108)

### SCORING

Accounted for 5+ touchdowns:	KJ Jefferson at Ole Miss, 2021 (6)
Accounted for 4+ touchdowns:	KJ Jefferson at Ole Miss, 2021 (6)
Accounted for 3+ touchdowns:	KJ Jefferson at Ole Miss, 2021 (6)
Scored 4+ touchdowns:	Rawleigh Williams III at Mississippi State, 2016 (5)
Scored 3+ touchdowns:	Treyton Burks vs. UABP, 2021 (3)
Scored 2+ touchdowns:	Dominique Johnson vs. Mississippi State, 2021 (2)
Multiple players score 2+ touchdowns:	Chase Hayden (2) and Jonathan Nance (2) vs. New Mexico State, 2017

### DEFENSE

Intercepted 3+ passes:	Hudson Clark vs. Ole Miss, 2020 (3)
Intercepted 2+ passes:	Jalen Catalon vs. Rice, 2021 (2)
Intercepted passes in consecutive games:	Jalen Catalon vs. Tennessee, 2020 (1) at Florida, 2020 (1)
Recovered 2+ fumbles:	Chevin Calloway vs. Eastern Illinois, 2018 (2)
Forced 2+ fumbles:	McTelvin Agim at Colorado State, 2018 (2)
Recorded 5+ sacks:	Wayne Martin vs. Ole Miss, 1988 (5.0)
Recorded 3+ sacks:	Chris Smith vs. Southern Miss, 2013 (3.0-22)
Recorded 2+ sacks:	Tre Williams vs. Mississippi State, 2021 (2.0-3)
Recorded 5+ tackles for loss:	Jermaine Brooks vs. Auburn, 2001 (5-16)
Recorded 3+ tackles for loss:	Bumper Pool at Texas A&M, 2020 (3.0-3)
Recorded 20+ tackles:	Bumper Pool at Mississippi State, 2020 (20)
Recorded 10+ tackles:	Bumper Pool at LSU, 2021 (13)
Recorded 10+ tackles in back-to-back games:	Bumper Pool, vs. Mississippi State and at LSU, 2021 (10, 13)
Recorded 10+ tackles in three straight games:	Bumper Pool vs. Alabama, 2020 (13) vs. Rice, 2021 (14) vs. Texas, 2021 (10)
Recorded 15+ tackles in back-to-back games:	Grant Morgan at Florida, 2020 (15) vs. LSU, 2019
Recorded 15+ tackles two+ times in one season:	Grant Morgan (2020) at Mississippi State (15) vs. Ole Miss (19) at Florida (15)
Returned an interception for a touchdown:	Jalen Catalon, Grant Morgan vs. Ole Miss, 2020
Returned a fumble for a touchdown:	De'Jon Harris (6) vs. Texas A&M, 2019

### SPECIAL TEAMS

Returned a Kickoff for a TD:	De'Vion Warren vs. Auburn, 2017 (100 yards)
Returned a Punt for a TD:	Nathan Parodi vs. UABP, 2021 (80 yards)
Scored 10+ points kicking:	Cam Little vs. Texas, 2021 (16)
Made 5+ field goals:	Kendall Trainor vs. Texas A&M, 1988 (5)
Made 4+ field goals:	Cam Little vs. Texas, 2021 (4)
Made two field goals of 50+ yards:	Steve Little vs. Oklahoma State, 1976 (53 & 57)
Made one field goal of 50+ yards:	Cam Little vs. Mississippi State, 2021 (51)
Kicked a punt of 70+ yards:	Sam Irwin-Hill vs. South Carolina, 2013 (79)
Kicked a punt of 60+ yards:	Reid Bauer vs. Georgia Southern, 2021 (60)
Punted 10+ times:	Toby Baker at Auburn, 2016 (10)
Totalled 175+ kick return yards:	DeCori Birmingham vs. Alabama, 2002 (197)
Totalled 150+ kick return yards:	Dennis Johnson at Texas, 2008 (150)
Totalled 100+ kick return yards:	Treyton Burks vs. Mississippi State, 2019 (134)
Totalled 50+ punt return yards:	Nathan Parodi vs. UABP, 2021 (114)

## THE LAST TIME AN OPPONENT ...

### RUSHING

Had 500+ yards rushing:	.....at Auburn, 2016 (543)
Had 400+ yards rushing:	.....Mississippi State, 2019 (460)
Had 300+ yards rushing:	.....Ole Miss, 2021 (324)
Had 200+ yards rushing:	.....Ole Miss, 2021 (324)
Had 70+ rushing attempts:	.....at Mississippi State, 2010 (70)
Had 60+ rushing attempts:	.....Missouri, 2017 (60)
Had 50+ rushing attempts:	.....Georgia, 2021 (56)
Had 7+ rushing TDs:	.....at Auburn, 2016 (7)
Had 6+ rushing TDs:	.....Alabama, 2020 (6)
Had 5+ rushing TDs:	.....Ole Miss, 2021 (5)
Had 4+ rushing TDs:	.....Ole Miss, 2021 (5)

### PASSING

Had 500+ yards passing:	.....Mississippi State, 2015 (508)
Had 400+ yards passing:	.....Mississippi State, 2021 (417)
Had 300+ yards passing:	.....Mississippi State, 2021 (417)
Had 200+ yards passing:	.....Mississippi State, 2021 (417)
Had 60+ pass attempts:	.....at Mississippi State, 2020 (60)
Had 50+ pass attempts:	.....at Mississippi State, 2020 (60)
Had 40+ pass attempts:	.....Mississippi State, 2021 (48)
Had 30+ pass attempts:	.....LSU, 2021 (37)
Had 40+ pass completions:	.....at Mississippi State, 2020 (43)
Had 30+ pass completions:	.....Mississippi State, 2021 (36)
Had 25+ pass completions:	.....Mississippi State, 2021 (36)
Had 20+ pass completions:	.....LSU, 2021 (21)
Had 6+ passing TDs:	.....at Florida, 2020 (6)
Had 5+ passing TDs:	.....at Florida, 2020 (6)
Had 4+ passing TDs:	.....Mississippi State, 2021 (4)
Had 3+ passing TDs:	.....Mississippi State, 2021 (4)

### RECEIVING

Had two players with 100-yards receiving in a game:	.....Alabama, 2018 (Jerry Jeudy, 135 - Irv Smith Jr., 123)
Had 4+ players catch 5+ passes:	.....at Missouri, 2020 (Keke Chism - 6, B. Banister 6, Damon Hazelton - 5, Tauski Dove - 5)
Had 3+ players catch 5+ passes:	.....Mississippi State, 2021 (Makai Polk - 8, Jo'quavious Marks - 6, Dillon Johnson - 5)
Had 10+ players catch a pass:	.....LSU, 2021 (10)
Had 8+ players catch a pass:	.....LSU, 2021 (10)

### TOTAL OFFENSE

Had 700+ yards total offense:	.....at Southern California, 2005 (736)
Had 650+ yards total offense:	.....at Missouri, 2020 (653)
Had 600+ yards total offense:	.....Ole Miss, 2021 (611)
Had 550+ yards total offense:	.....Ole Miss, 2021 (611)
Had 500+ yards total offense:	.....Ole Miss, 2021 (611)
Had 400+ yards total offense:	.....Mississippi State, 2021 (486)
Had 100+ plays total offense:	.....at Missouri, 2017 (102)
Had 90+ plays total offense:	.....LSU, 2020 (91)
Had 80+ plays total offense:	.....at Missouri, 2020 (87)
Had 75+ plays total offense:	.....at LSU, 2021 (79)

### SCORING

Scored 70+ points:	.....at Southern California, 2005 (70)
Scored 60+ points:	.....at Florida, 2020 (63)
Scored 50+ points:	.....Ole Miss, 2021 (52)
Scored 40+ points:	.....Ole Miss, 2021 (52)
Scored 30+ points:	.....Auburn, 2021 (38)
Scored a two-point conversion rushing:	.....Ole Miss, 2021
Scored a two-point conversion passing:	.....at Colorado State, 2018
Failed on a two-point conversion attempt:	.....at Mississippi State, 2019

### TURNOVERS

Had 5+ fumbles:	.....Eastern Illinois, 2018 (6, lost 5)
Had 4+ fumbles lost:	.....Eastern Illinois, 2018 (5)
Had 3+ fumbles lost:	.....Eastern Illinois, 2018 (5)
Committed 7+ turnovers:	.....Ole Miss, 2020 (7)
Committed 6+ turnovers:	.....Ole Miss, 2020 (7)
Committed 5+ turnovers:	.....Ole Miss, 2020 (7)
Intercepted 8+ Arkansas passes:	.....at SMU, 1951 (8)
Intercepted 7+ Arkansas passes:	.....at SMU, 1951 (8)
Intercepted 6+ Arkansas passes:	.....North Texas, 2018 (6)
Intercepted 5+ Arkansas passes:	.....San Jose State, 2019 (5)
Intercepted 4+ Arkansas passes:	.....San Jose State, 2019 (5)
Intercepted 3+ Arkansas passes:	.....Georgia, 2020 (3)
Returned an interception for a touchdown:	.....Georgia, 2020
Returned a fumble for a touchdown:	.....Auburn, 2021

### DEFENSE

Held Arkansas to 10 or fewer first downs:	.....at Georgia, 2021 (9)
Recorded 9+ sacks:	.....vs. Oklahoma, 2001 (9.0-55)
Recorded 8+ sacks:	.....Alabama, 2020 (8.0-49)
Recorded 7+ sacks:	.....Alabama, 2020 (8.0-49)
Recorded 6+ sacks:	.....Alabama, 2020 (8.0-49)
Scored a safety:	.....Georgia, 2020
Held Arkansas to 50 or fewer yards rushing:	.....LSU, 2018 (16)
Held Arkansas to 25 or fewer yards rushing:	.....LSU, 2018 (16)
Held Arkansas to 100 or fewer yards passing:	.....Georgia, 2021 (87)
Held Arkansas to 50 or fewer yards passing:	.....South Carolina, 2013 (30)
Held Arkansas to 300 or less yards total offense:	.....LSU, 2021 (283)
Held Arkansas to 200 or less yards total offense:	.....Georgia, 2021 (162)
Held Arkansas to 100 or fewer yards both rushing & passing:	.....Georgia, 2021 (Rush - 75, Pass - 87)

### SPECIAL TEAMS

Returned a punt for a TD:	.....Alabama, 2020
Returned a kickoff for a TD:	.....vs. Texas A&M, 2018
Punted 10+ times:	.....Georgia Southern, 2021 (10)
Punted 10+ times in consecutive games:	.....North Texas, 2007 (10)
Did not punt:	.....Chattanooga, 2007 (12)
Missed a kicking PAT:	.....Alabama, 2018
Missed two kicking PATs:	.....Auburn, 2019
Blocked a field goal:	.....at LSU, 2017
Blocked a punt:	.....LSU, 2020
	.....Georgia, 2021

### MISCELLANEOUS

Had 30+ first downs:	.....at Missouri, 2020 (37)
Had 10+ penalties:	.....Mississippi State, 2021 (10)
Had 100+ yards in penalties:	.....Georgia, 2020 (108)
Had 35+ minutes of possession time:	.....vs. UAPB, 2021 (36:18)
Had 40+ minutes of possession time:	.....vs. LSU, 2020 (41:43)
Had two 100-yard rushers and one 100-yard receiver:	.....at Ole Miss, 2021 (Henry Parish Jr. - 111 rushing, Snoop Conner - 110 rushing & Braylon Sanders - 127 receiving)
Had one 100-yard rusher and one 100-yard receiver:	.....at Ole Miss, 2021 (Henry Parish Jr. - 111 rushing, Snoop Conner - 110 rushing & Braylon Sanders - 127 receiving)
Had one 100-yard rusher and two 100-yard receivers:	.....Alabama, 2018 (Damien Harris - 111 rushing, Jerry Jeudy - 135 receiving & Irv Smith Jr. - 123 receiving)



## LAST TIME AN INDIVIDUAL OPPONENT . . .

### INDIVIDUAL RUSHING

Rushed 40+ times: . . . . . Travis Stephens (41), Tennessee (2001)  
 Rushed 35+ times: . . . . . Ish Witter (39), Missouri (2017)  
 Rushed 30+ times: . . . . . Eric Gray (31), Tennessee (2020)  
 Rushed for 200+ yards: . . . . . Kylin Hill (234), Mississippi State (2019)  
 Rushed for 175+ yards: . . . . . Larry Rountree III (185), at Missouri (2020)  
 Rushed for 150+ yards: . . . . . Larry Rountree III (185), at Missouri (2020)  
 Rushed for 125+ yards: . . . . . Larry Rountree III (185), at Missouri (2020)  
 Rushed for 100+ yards: . . . . . Tyrion Davis-Price, (106), at LSU (2021)  
 Rushed for 4+ touchdowns: . . . . . Nick Fitzgerald (4), Mississippi State (2016)  
 Rushed for 3+ touchdowns: . . . . . Snoop Conner (3), at Ole Miss (2021)  
 Had a run of 80+ yards: . . . . . Justin Tomlin (76), Georgia Southern (2021)  
 Had a run of 70+ yards: . . . . . Justin Tomlin (76), Georgia Southern (2021)  
 Had a run of 60+ yards: . . . . . Isaiah Spiller (67), Texas A&M (2021)  
 Had a run of 50+ yards: . . . . . Snoop Conner (51), at Ole Miss (2021)

### INDIVIDUAL PASSING

Passed for 500+ yards: . . . . . Dak Prescott (508), Mississippi State (2015)  
 Passed for 450+ yards: . . . . . Dak Prescott (508), Mississippi State (2015)  
 Passed for 400+ yards: . . . . . Will Rogers (417), Mississippi State (2021)  
 Passed for 300+ yards: . . . . . Will Rogers (417), Mississippi State (2021)  
 Attempted 60+ passes: . . . . . Kolton Browning (67), Louisiana-Monroe (2012)  
 Attempted 50+ passes: . . . . . K.J. Costello (59), at Mississippi State (2020)  
 Attempted 40+ passes: . . . . . Will Rogers (48), Mississippi State (2021)  
 Completed 40+ passes: . . . . . K.J. Costello (43), at Mississippi State (2020)  
 Completed 30+ passes: . . . . . Will Rogers (36), Mississippi State (2021)  
 Completed 20+ passes: . . . . . Will Rogers (36), Mississippi State (2021)  
 Threw 6+ touchdown passes: . . . . . Kyle Trask (6), at Florida (2020)  
 Threw 5+ touchdown passes: . . . . . Kyle Trask (6), at Florida (2020)  
 Threw 4+ touchdown passes: . . . . . Will Rogers (4), Mississippi State (2021)  
 Threw 3+ touchdown passes: . . . . . Will Rogers (4), Mississippi State (2021)  
 Completed a pass for 90+ yards: . . . . . Trevor Knight (92), Texas A&M (2016)  
 Completed a pass for 80+ yards: . . . . . Kellen Mond (81), Texas A&M (2017)  
 Completed a pass for 70+ yards: . . . . . Bo Nix (71), Auburn (2021)  
 Completed a pass for 60+ yards: . . . . . Bo Nix (71), Auburn (2021)

### INDIVIDUAL RECEIVING

Caught 15+ passes: . . . . . Willie Gosha (17), Auburn (1995)  
 Caught 10+ passes: . . . . . Elijah Moore (11), vs. Ole Miss (2020)  
 Caught 7+ passes: . . . . . Makai Polk (8), vs. Mississippi State (2021)  
 Had 200+ yards receiving: . . . . . Jamayel Smith (208), Mississippi State (2007)  
 Had 150+ yards receiving: . . . . . Tre Walker (161), San Jose State (2019)  
 Had 100+ yards receiving: . . . . . Makai Polk (117), Mississippi State (2021)  
 Caught 3+ TD passes: . . . . . A. Hollins (3), Eastern Illinois (2018)  
 Caught 2+ TD passes: . . . . . Rara Thomas (2), Mississippi State (2021)

### INDIVIDUAL TOTAL OFFENSE

Had 400+ yards total offense: . . . . . Will Rogers (415; Pass - 417, Rush - 2), Mississippi State (2021)  
 Had 300+ yards total offense: . . . . . Will Rogers (415; Pass - 417, Rush - 2), Mississippi State (2021)  
 Had 100 yards both passing and rushing: . . . . . Jordan Ta'amu (528; Pass - 387, Rush - 141), Ole Miss (2018)

### INDIVIDUAL SCORING

Accounted for 6+ touchdowns: . . . . . Kyle Trask (at Florida), 2020 (6)  
 Accounted for 5+ touchdowns: . . . . . Kyle Trask (at Florida), 2020 (6)  
 Accounted for 4+ touchdowns: . . . . . Will Rogers (4), Mississippi State (2021)  
 Scored 4+ touchdowns: . . . . . Peyton Barber (Auburn), 2015 (4)  
 Scored 3+ touchdowns: . . . . . Snoop Conner (at Ole Miss), 2021 (3)

### INDIVIDUAL DEFENSE

Intercepted 3+ passes: . . . . . Minkah Fitzpatrick (3), Alabama (2016)  
 Intercepted 2+ passes: . . . . . Richard LeCounte (2), Georgia (2020)  
 Recorded 3+ sacks: . . . . . JaCoby Stevens (3.0), at LSU (2019)  
 Recorded 2+ sacks: . . . . . Micah Baskerville (2.0), at LSU (2021)

### SPECIAL TEAMS

Kicked 5+ field goals: . . . . . Harrison Mevis (5-5), at Missouri (2020)  
 Kicked four field goals: . . . . . Wyatt Bryan (4-4), at Colorado State (2018)  
 Returned a punt for a TD: . . . . . DaVonta Smith, Alabama (2020)  
 Returned a kick for a TD: . . . . . Jashaun Corbin, vs. Texas A&M (2018)

# GAME 11: ALABAMA

## ARKANSAS BIG PLAYS FROM SCRIMMAGE

Opponent	Rushing					Passing				
	10-19	20-29	30-39	40-49	50+	15-19	20-29	30-39	40-49	50+
Rice	4	1	1	0	0	2	0	1	0	0
Texas	6	3	2	0	0	0	1	0	1	0
Ga. Southern	8	0	0	1	0	2	2	0	2	2
vs. Texas A&M	10	0	0	0	0	0	4	0	1	1
at Georgia	5	0	0	0	0	2	1	0	0	0
at Ole Miss	10	1	0	1	0	3	2	2	1	0
Auburn	9	1	0	0	0	5	0	1	0	0
UAPB	6	2	1	1	0	3	3	1	0	0
Mississippi State	5	2	0	0	0	2	2	0	0	0
at LSU	4	2	0	0	0	2	1	0	1	0
at Alabama										
Missouri										
<b>Totals</b>	<b>67</b>	<b>12</b>	<b>4</b>	<b>3</b>	<b>0</b>	<b>21</b>	<b>16</b>	<b>5</b>	<b>6</b>	<b>3</b>

## OPPONENT BIG PLAYS FROM SCRIMMAGE

Opponent	Rushing					Passing				
	10-19	20-29	30-39	40-49	50+	15-19	20-29	30-39	40-49	50+
Rice	0	0	0	0	0	2	2	1	1	0
Texas	0	1	0	0	0	3	1	0	0	0
Ga. Southern	1	0	0	0	1	0	0	0	0	0
vs. Texas A&M	2	0	0	0	1	3	1	0	0	0
at Georgia	6	1	0	0	0	1	1	0	0	0
at Ole Miss	5	0	2	0	1	0	2	0	0	3
Auburn	3	1	0	0	0	2	1	1	0	1
UAPB	5	1	0	0	0	0	0	1	1	0
Mississippi State	0	0	0	0	0	5	3	1	1	0
at LSU	4	0	0	0	0	2	2	0	0	0
at Alabama										
Missouri										
<b>Totals</b>	<b>26</b>	<b>4</b>	<b>2</b>	<b>0</b>	<b>3</b>	<b>18</b>	<b>13</b>	<b>4</b>	<b>3</b>	<b>4</b>

## FIRST DOWN GAME LOG

Arkansas					Opponents				
Opponent	Rush	Pass	Penalty	Total	Opponent	Rush	Pass	Penalty	Total
Rice	11	4	3	18	Rice	1	12	6	19
Texas	16	5	0	21	Texas	6	7	2	15
Ga. Southern	13	12	2	27	Ga. Southern	5	3	3	11
vs. Texas A&M	13	6	1	20	vs. Texas A&M	6	7	3	16
at Georgia	6	2	1	9	at Georgia	16	3	3	22
at Ole Miss	21	14	3	38	at Ole Miss	14	8	0	22
Auburn	12	15	2	29	Auburn	6	12	2	20
UAPB	15	9	1	25	UAPB	6	3	3	12
Mississippi State	10	10	4	24	Mississippi State	5	20	3	28
at LSU	8	4	1	13	at LSU	9	9	2	20
at Alabama					at Alabama				
Missouri					Missouri				
<b>TOTAL</b>	<b>125</b>	<b>81</b>	<b>16</b>	<b>222</b>	<b>TOTAL</b>	<b>74</b>	<b>84</b>	<b>27</b>	<b>185</b>

## TURNOVER CHART

Opponent	Fumbles	Takeaways		Total	Pts Off	Fumbles	Giveaways		Points Off	Margin
		Interceptions					Interceptions			
Rice	0	3		3	14	0	1		0	+2
Texas	1	0		1	7	0	1		7	0
Ga. Southern	0	0		0	0	0	0		0	0
vs. Texas A&M	0	1		1	3	0	0		0	+1
at Georgia	0	0		0	0	0	0		0	0
at Ole Miss	0	0		0	0	1	1		3	-2
Auburn	0	1		1	7	1	0		7	0
UAPB	0	2		2	7	2	0		0	0
Mississippi State	0	1		1	0	0	0		0	+1
at LSU	1	2		3	6	0	0		0	+3
at Alabama										
Missouri										
<b>TOTAL</b>	<b>2</b>	<b>10</b>		<b>12</b>	<b>37</b>	<b>4</b>	<b>3</b>		<b>17</b>	<b>+5</b>

# GAME 11: ALABAMA

## DRIVE SUPERLATIVES

### Longest Drive

By No. of Plays

By No. of Yards

By Time of Possession

### Arkansas

15 2x last (82 yards, 6:55) at Ole Miss, TD

99 (7 plays, 1:56) vs. Georgia Southern, TD

6:55 (15 plays, 82 yards) at Ole Miss, TD

### Opponents

17 (75 yards, 5:42) at Ole Miss, TD

93 (11 plays, 5:50) at Georgia, TD

6:40 (10 plays, 42 yards) at Georgia, FG

### Shortest Drive

By No. of Plays

By No. of Yards

By Time of Possession

### Arkansas

1 8x last (-1 yards, 0:17) at LSU, end of half

-14 (3 plays, 1:23) at Georgia, punt

0:07 (1 plays, -1 yards) vs. Mississippi State, end of half

### Opponents

1 2x last (71 yards, 0:11) vs. Auburn, TD

-9 (3 plays, 0:58) vs. Mississippi State, end of half

0:08 (1 plays, 7 yards) vs. Texas, fumble

### Scoring Drive Breakdown

Yardage	ARKANSAS		OPPONENT	
	TD	FG	TD	FG
No drive	1	-	2	-
Neg. Yards	-	-	-	-
0-9	1	1	-	-
10-19	1	1	-	1
20-29	1	2	1	2
30-39	-	1	-	1
40-49	3	4	2	3
50-59	2	5	2	1
60-69	6	1	3	3
70-79	11	2	16	-
80-89	8	-	1	-
90-99	3	-	1	-
<b>TOTALS</b>	<b>37</b>	<b>17</b>	<b>28</b>	<b>11</b>

### Game-Opening Drives

OPP	ARKANSAS			OPPONENTS		
	PTS	1STS	YDS	PTS	1STS	YDS
Rice	0	0	6	0	1	28
Texas	0	0	11	0	0	4
Ga. Southern	7	3	73	0	0	1
vs. Texas A&M	3	3	57	0	2	22
at Georgia	0	0	-4	7	4	61
at Ole Miss	0	1	13	0	0	5
Auburn	3	3	49	7	4	79
UAPB	7	5	65	0	0	5
Miss. State	0	1	29	0	0	4
at LSU	3	1	23	0	0	5
at Alabama						
Missouri						
<b>TOTALS</b>	<b>23</b>	<b>17</b>	<b>322</b>	<b>14</b>	<b>11</b>	<b>214</b>

### Second Half-Opening Drives

OPP	ARKANSAS			OPPONENTS		
	PTS	1STS	YDS	PTS	1STS	YDS
Rice	0	0	9	0	1	16
Texas	0	0	-1	0	0	6
Ga. Southern	7	3	80	0	0	5
vs. Texas A&M	0	1	8	0	0	-3
at Georgia	0	0	-10	3	1	33
at Ole Miss	7	3	75	3	2	42
Auburn	7	3	75	0	0	7
UAPB	0	0	-9	0	0	6
Miss. State	3	3	42	7	6	66
at LSU	0	2	29	0	1	17
at Alabama						
Missouri						
<b>TOTALS</b>	<b>24</b>	<b>15</b>	<b>296</b>	<b>13</b>	<b>11</b>	<b>15</b>

### Three & Out Drives

	ARKANSAS	OPPONENT
	THREE-&-OUTS/DRIVES	THREE-&-OUTS/DRIVES
Rice	5/15 (33.3%)	2/15 (13.3%)
Texas	1/13 (7.7%)	5/12 (41.7%)
Ga. Southern	5/13 (38.5%)	6/13 (46.2%)
vs. Texas A&M	2/13 (15.4%)	2/12 (16.7%)
at Georgia	7/10 (70.0%)	2/9 (22.2%)
at Ole Miss	0/12 (0.0%)	3/12 (25.0%)
Auburn	1/12 (8.3%)	3/12 (25.0%)
UAPB	1/13 (7.7%)	6/14 (42.9%)
Mississippi State	1/10 (10.0%)	2/10 (20.0%)
at LSU	6/15 (40.0%)	3/14 (21.4%)
at Alabama		
Missouri		
<b>TOTALS</b>	<b>29/126 (23.0%)</b>	<b>34/121 (28.1%)</b>



# GAME 11: ALABAMA

## ARKANSAS DRIVE CHARTS

### Rice

Qtr.	Time	Start	Pl-Yds	TOP	Result
1st	15:00	AR28	3-6	1:20	punt
1st	10:55	AR20	8-80	2:32	*TOUCHDOWN
1st	05:26	AR09	3-2	0:56	punt
1st	01:21	AR20	4-4	1:27	punt
2nd	11:50	AR18	5-28	2:05	interception
2nd	07:57	AR10	3-6	1:17	punt
2nd	04:12	AR11	3-3	1:56	punt
2nd	00:37	AR20	2-7	0:37	end of half
3rd	12:15	AR47	4-9	0:59	downs
3rd	10:21	AR43	6-57	2:10	*TOUCHDOWN
3rd	04:42	AR19	11-65	4:24	*FIELD GOAL
4th	13:51	RICE09	3-9	1:07	*TOUCHDOWN
4th	11:13	RICE50	3-8	1:31	punt
4th	05:54	RICE40	3-40	1:47	*TOUCHDOWN
4th	02:37	RICE16	4-16	1:39	*TOUCHDOWN

### Texas

Qtr.	Time	Start	Pl-Yds	TOP	Result
1st	15:00	AR25	3-6	1:24	punt
1st	11:38	AR06	5-22	2:15	punt
1st	07:32	AR37	12-57	5:29	*FIELD GOAL
2nd	13:43	AR34	7-66	2:48	*TOUCHDOWN
2nd	08:49	TX18	4-12	1:15	*FIELD GOAL
2nd	06:02	AR21	7-53	3:02	*FIELD GOAL
2nd	00:36	AR08	1-9	0:36	end of half
3rd	13:14	AR29	2-(-1)	0:26	interception
3rd	10:12	AR19	6-81	1:56	*TOUCHDOWN
3rd	06:13	TX42	10-38	4:05	*FIELD GOAL
3rd	02:00	TX32	1-32	0:10	*TOUCHDOWN
4th	13:33	AR26	8-75	5:06	*TOUCHDOWN
4th	02:22	TX41	4-24	2:22	end of game

### Georgia Southern

Qtr.	Time	Start	Pl-Yds	TOP	Result
1st	13:19	AR27	4-73	1:12	*TOUCHDOWN
1st	10:01	AR06	15-94	6:30	*TOUCHDOWN
1st	01:07	AR25	3-(-4)	0:42	punt
2nd	13:34	AR37	3-0	1:17	punt
2nd	10:38	AR01	7-99	1:56	*TOUCHDOWN
2nd	07:17	AR22	3-3	0:51	punt
2nd	05:11	AR20	7-73	2:48	*FIELD GOAL
3rd	14:53	AR20	4-80	1:27	*TOUCHDOWN
3rd	11:32	AR09	1-91	0:14	*TOUCHDOWN
3rd	09:53	AR26	3-(-4)	1:15	punt
3rd	06:59	AR26	3-8	2:04	punt
3rd	00:23	AR34	12-66	7:01	*TOUCHDOWN
4th	05:37	AR12	9-49	5:37	end of game

### vs. Texas A&M

Qtr.	Time	Start	Pl-Yds	TOP	Result
1st	11:37	ARK14	8-57	03:17	*FIELD GOAL
1st	02:38	ARK20	1-80	00:11	*TOUCHDOWN
1st	00:17	ARK18	4-82	01:22	*TOUCHDOWN
2nd	10:39	ARK21	3-(-1)	0:38	punt
2nd	07:34	ARK13	11-65	05:05	downs
2nd	00:21	ARK25	1/(-1)	00:21	end of half
3rd	15:00	ARK25	5-8	01:56	punt
3rd	11:04	ARK44	3/(-10)	01:57	punt
3rd	07:51	ARK25	7-17	03:59	punt
3rd	00:43	ARK15	5-30	02:58	punt
4th	12:00	TAMU48	9-42	03:21	*FIELD GOAL
4th	07:04	ARK11	6-17	03:47	punt
4th	01:58	TAMU42	7-27	01:58	end of game

## OPPONENT DRIVE CHARTS

### Rice

Qtr.	Time	Start	Pl-Yds	TOP	Result
1st	13:40	RICE23	5-28	2:45	punt
1st	08:23	RICE25	4-20	2:57	punt
1st	04:30	AR35	7-17	3:09	missed fg
2nd	14:54	AR21	6-14	2:59	*FIELD GOAL
2nd	09:45	AR49	3-(-3)	1:48	punt
2nd	06:40	AR41	8-41	2:21	*TOUCHDOWN
2nd	02:16	RICE46	3-5	1:39	punt
3rd	15:00	RICE25	5-16	2:45	punt
3rd	11:16	RICE44	2-56	0:48	*TOUCHDOWN
3rd	08:11	RICE25	8-56	3:29	downs
3rd	00:13	RICE19	4-12	1:22	interception
4th	12:44	RICE25	4-21	1:31	interception
4th	09:42	RICE05	6-20	3:48	punt
4th	04:07	RICE25	7-13	1:30	interception
4th	00:58	RICE25	4-21	0:58	end of game

### Texas

Qtr.	Time	Start	Pl-Yds	TOP	Result
1st	13:36	TX36	3-4	1:58	punt
1st	09:23	TX25	3-1	1:51	punt
1st	02:03	TX25	7-41	3:20	missed fg
2nd	10:48	TX17	3-(-1)	1:59	punt
2nd	07:34	TX30	3-2	1:32	punt
2nd	03:00	TX25	5-16	2:24	punt
3rd	15:00	TX25	3-6	1:46	punt
3rd	12:48	AR26	6-26	2:31	*TOUCHDOWN
3rd	08:11	TX23	7-19	1:58	downs
3rd	02:08	TX25	1-7	0:08	fumble
3rd	01:50	TX25	10-75	3:17	*TOUCHDOWN
4th	08:27	TX25	14-75	06:01	*TOUCHDOWN

### Georgia Southern

Qtr.	Time	Start	Pl-Yds	TOP	Result
1st	15:00	GS25	3-1	1:41	punt
1st	12:07	GS25	4-18	2:06	punt
1st	03:31	GS25	6-14	2:24	punt
1st	00:25	GS19	-2	1:51	punt
2nd	12:17	GS40	3-5	1:39	punt
2nd	08:42	GS25	3-75	1:20	*TOUCHDOWN
2nd	06:26	GS40	3-1	1:15	punt
2nd	02:23	GS25	12-60	2:23	*FIELD GOAL
3rd	13:26	GS25	4-22	1:54	punt
3rd	11:18	GS25	3-2	1:25	punt
3rd	08:38	GS35	3-(-2)	1:39	punt
3rd	04:55	GS25	11-41	4:32	downs
4th	08:22	GS25	6-17	2:45	punt

### vs. Texas A&M

Qtr.	Time	Start	Pl-Yds	TOP	Result
1st	15:00	TAMU25	7-22	03:23	punt
1st	08:20	TAMU25	10-30	05:42	punt
1st	02:27	TAMU25	5-18	02:10	punt
2nd	13:55	TAMU25	4-1	03:16	punt
2nd	10:01	TAMU45	5-2	02:27	punt
2nd	02:29	TAMU22	9-46	02:08	*FIELD GOAL
3rd	13:04	TAMU22	3-(-3)	02:00	punt
3rd	09:07	TAMU25	3-75	01:16	*TOUCHDOWN
3rd	03:52	TAMU18	5-14	03:09	punt
4th	12:45	TAMU10	2-23	00:45	interception
4th	08:32	TAMU32	3-0	01:28	punt
4th	03:17	TAMU38	4-4	01:19	downs

# GAME 11: ALABAMA

## ARKANSAS DRIVE CHARTS

### at Georgia

Qtr.	Time	Start	Pl-Yds	TOP	Result
1st	10:43	ARK17	3-(-14)	1:23	punt
1st	04:30	ARK07	3-1	2:13	punt
1st	02:17	ARK25	12-55	5:00	missed fg
2nd	07:38	ARK25	3-0	2:17	punt
2nd	03:45	ARK36	3-7	1:28	punt
3rd	15:00	ARK25	3-(-10)	0:28	punt
3rd	10:05	ARK25	3-3	1:52	punt
3rd	06:10	ARK37	5-19	3:08	punt
4th	12:12	ARK25	3-(-3)	1:46	punt
4th	03:46	ARK25	8-60	3:46	end of game

### at Ole Miss

Qtr.	Time	Start	Pl-Yds	TOP	Result
1st	15:00	ARK25	6-13	2:37	punt
1st	11:12	ARK18	15-82	6:55	*TOUCHDOWN
2nd	13:35	ARK25	9-75	3:03	*TOUCHDOWN
2nd	09:53	ARK25	4-48	1:33	fumble
2nd	07:06	ARK28	10-40	3:45	missed fg
2nd	00:35	ARK21	5-38	0:36	interception
3rd	11:30	ARK25	9-75	4:00	*TOUCHDOWN
3rd	06:17	MISS33	5-20	1:53	*FIELD GOAL
3rd	03:34	ARK25	4-75	1:52	*TOUCHDOWN
4th	13:04	ARK14	4-86	1:52	*TOUCHDOWN
4th	09:01	ARK25	7-14	3:22	punt
4th	03:59	ARK35	8-65	2:37	*TOUCHDOWN
4th	01:07	ARK25	9-75	1:07	*TOUCHDOWN

### Auburn

Qtr.	Time	Start	Pl-Yds	TOP	Result
1st	12:16	ARK25	11-49	4:39	*FIELD GOAL
1st	05:38	ARK20	6-39	2:10	punt
1st	01:13	ARK49	6-16	1:56	missed fg
2nd	09:59	ARK25	12-57	3:38	downs
2nd	02:53	ARK16	12-84	2:35	*TOUCHDOWN
3rd	15:00	ARK25	6-75	2:30	*TOUCHDOWN
3rd	10:34	ARK30	4-15	1:10	punt
3rd	08:34	ARK11	3-(-11)	1:15	fumble
3rd	07:19	ARK25	8-46	2:52	downs
3rd	04:16	ARK25	13-75	4:16	*TOUCHDOWN
4th	10:35	ARK25	3-7	1:5	punt
4th	02:23	ARK33	7-28	0:55	downs

### UAPB

Qtr.	Time	Start	Pl-Yds	TOP	Result
1st	15:00	ARK35	6-65	1:22	*TOUCHDOWN
1st	12:25	APB49	1-49	0:09	*TOUCHDOWN
1st	08:25	ARK20	5-24	2:09	punt
1st	04:33	ARK16	12-71	3:21	*FIELD GOAL
2nd	13:59	ARK09	4-24	1:13	fumble
2nd	10:35	ARK05	7-95	1:44	*TOUCHDOWN
2nd	03:46	ARK32	3-68	0:47	*TOUCHDOWN
2nd	01:46	ARK45	4-45	0:46	*TOUCHDOWN
3rd	09:43	APB44	2-(-9)	0:25	fumble
3rd	08:57	ARK13	10-60	3:51	downs
3rd	00:20	ARK32	3-2	3:27	punt
4th	06:25	ARK18	4-8	2:23	punt
4th	01:44	ARK19	3-2	1:44	end of game

### Mississippi State

Qtr.	Time	Start	Pl-Yds	TOP	Result
1st	15:00	ARK25	6-19	2:43	punt
1st	11:23	ARK32	9-40	3:31	*FIELD GOAL
1st	06:54	ARK48	7-52	2:58	*TOUCHDOWN
2nd	13:48	ARK13	3-2	1:47	punt
2nd	07:09	ARK20	9-50	3:48	*FIELD GOAL
2nd	00:07	ARK31	1-(-1)	0:07	end of half
3rd	08:15	ARK25	10-42	3:37	*FIELD GOAL
3rd	02:10	ARK28	9-72	3:00	*TOUCHDOWN
4th	11:41	ARK25	10-51	4:14	missed fg
4th	02:22	ARK25	10-75	2:01	*TOUCHDOWN

## OPPONENT DRIVE CHARTS

### at Georgia

Qtr.	Time	Start	Pl-Yds	TOP	Result
1st	15:00	UGA25	9-75	4:14	*TOUCHDOWN
1st	09:20	UGA44	10-56	4:44	*TOUCHDOWN
2nd	12:17	UGA20	9-51	4:39	*FIELD GOAL
2nd	05:21	UGA28	3-4	1:11	punt
2nd	02:17	UGA12	6-19	1:57	end of half
3rd	14:32	ARK46	10-33	4:27	*FIELD GOAL
3rd	08:13	UGA19	3-9	1:38	punt
3rd	03:02	UGA07	11-93	5:50	*TOUCHDOWN
4th	10:26	UGA38	10-42	6:40	*FIELD GOAL

### at Ole Miss

Qtr.	Time	Start	Pl-Yds	TOP	Result
1st	12:23	MISS39	3-5	1:11	punt
1st	04:17	MISS25	17-75	5:42	*TOUCHDOWN
2nd	10:26	MISS17	2-83	0:33	*TOUCHDOWN
2nd	08:20	MISS27	3-(-5)	1:14	punt
2nd	03:21	MISS32	9-68	2:39	*TOUCHDOWN
3rd	15:00	MISS25	8-42	3:22	*FIELD GOAL
3rd	07:30	MISS25	4-8	1:13	downs
3rd	04:18	MISS21	3-79	0:44	*TOUCHDOWN
3rd	01:42	MISS25	10-75	3:29	*TOUCHDOWN
4th	11:12	MISS25	7-75	2:11	*TOUCHDOWN
4th	05:39	MISS24	3-1	1:40	punt
4th	01:22	MISS25	2-75	0:15	*TOUCHDOWN

### Auburn

Qtr.	Time	Start	Pl-Yds	TOP	Result
1st	15:00	AUB25	6-75	2:44	*TOUCHDOWN
1st	07:37	AUB25	4-18	1:59	punt
1st	03:28	AUB07	3-9	2:15	punt
2nd	14:17	AUB35	9-65	4:18	*TOUCHDOWN
2nd	06:21	AUB18	7-37	3:28	interception
2nd	00:18	AUB25	1-2	0:18	end of half
3rd	12:30	AUB25	3-7	1:56	punt
3rd	09:24	AUB27	3-5	0:50	punt
3rd	04:27	AUB29	1-71	0:11	*TOUCHDOWN
4th	15:00	AUB25	9-63	4:25	*FIELD GOAL
4th	08:41	AUB25	12-75	6:11	*TOUCHDOWN
4th	01:28	AUB39	4-12	1:28	end of game

### UAPB

Qtr.	Time	Start	Pl-Yds	TOP	Result
1st	13:38	APB25	3-5	1:13	punt
1st	12:16	APB25	7-55	3:51	missed fg
1st	06:16	APB20	3-7	1:43	punt
1st	01:12	APB25	6-33	2:13	punt
2nd	12:46	ARK33	4-30	2:11	interception
2nd	08:51	APB25	3-8	2:01	punt
2nd	06:50	APB25	4-8	3:04	punt
2nd	02:59	APB25	3-(-1)	1:13	punt
2nd	01:00	APB25	2-1	1:00	end of half
3rd	12:00	APB25	3-6	2:17	punt
3rd	09:18	ARK47	1-0	0:21	interception
3rd	05:06	APB27	10-41	4:34	downs
4th	11:53	APB24	9-61	5:19	*FIELD GOAL
4th	04:02	APB30	3-4	2:18	punt

### Mississippi State

Qtr.	Time	Start	Pl-Yds	TOP	Result
1st	12:17	MSU20	3-4	0:54	punt
1st	07:52	MSU25	3-(-9)	0:58	punt
1st	03:48	MSU09	10-54	5:00	interception
2nd	12:01	MSU38	11-57	4:52	missed fg
2nd	03:15	MSU26	11-74	3:08	*TOUCHDOWN
3rd	14:51	MSU34	13-66	6:36	*TOUCHDOWN
3rd	04:38	MSU25	6-47	2:28	missed fg
4th	14:10	MSU25	7-75	2:29	*TOUCHDOWN
4th	07:27	MSU24	9-76	5:05	*TOUCHDOWN
4th	00:21	MSU25	4-53	0:21	missed fg

# GAME 11: ALABAMA

## ARKANSAS DRIVE CHARTS

at LSU

Qtr.	Time	Start	Pl-Yds	TOP	Result
1st	13:35	ARK47	5-23	1:36	*FIELD GOAL
1st	06:14	ARK20	3-(-11)	1:23	punt
1st	01:39	ARK17	3-(-4)	1:27	punt
2nd	14:52	ARK25	3-(-2)	1:02	punt
2nd	12:46	ARK30	3-2	1:54	punt
2nd	09:31	ARK30	4-19	1:59	punt
2nd	06:12	ARK28	7-25	2:50	punt
2nd	00:36	ARK26	4-44	0:36	end of half
3rd	15:00	ARK25	11-29	3:51	downs
3rd	08:23	ARK37	5-63	2:22	*TOUCHDOWN
3rd	04:44	ARK37	9-53	4:07	*FIELD GOAL
4th	10:40	ARK30	3-7	1:31	punt
4th	05:58	ARK38	3-5	2:04	punt
4th	00:17	ARK14	1-(-1)	0:17	end of half
OT	15:00	LSU25	4-6	15:00	*FIELD GOAL

## OPPONENT DRIVE CHARTS

at LSU

Qtr.	Time	Start	Pl-Yds	TOP	Result
1st	15:00	LSU25	3-5	1:25	punt
1st	11:59	LSU25	10-34	5:45	punt
1st	04:51	ARK43	9-28	3:04	*FIELD GOAL
1st	00:12	ARK40	3-40	0:20	*TOUCHDOWN
2nd	13:50	LSU41	3-(-6)	1:04	punt
2nd	10:52	LSU44	4-26	1:21	fumble
2nd	07:32	LSU20	3-0	1:20	punt
2nd	03:22	LSU11	5-19	2:46	punt
3rd	11:09	LSU46	7-17	2:46	missed fg
3rd	06:01	LSU25	4-16	1:17	interception
3rd	00:37	LSU25	12-48	4:44	*FIELD GOAL
4th	09:09	LSU23	8-39	3:11	downs
4th	03:54	LSU05	6-35	3:37	punt
OT	15:00	ARK25	5-17	15:00	interception



# GAME 11: ALABAMA

## RAZORBACK OFFENSE BY POSITION

No.	Name	Ht.	Wt.	Cl.	Hometown (Previous School)
<b>QB (5)</b>					
1	KJ Jefferson	6-3	245	R-So.	Sardis, Miss. (North Panola HS)
3	Lucas Coley	6-2	205	Fr.	San Antonio, Texas (Cornerstone Christian School)
4	Malik Hornsby	6-2	180	R-Fr.	Missouri City, Texas (Ft. Bend Marshall HS)
9	John Stephen Jones	5-11	205	R-Jr.	Dallas, Texas (Highland Park HS)
18	Kade Renfro	6-3	210	R-Fr.	Stephenville, Texas (Stephenville HS/Ole Miss)
<b>RB (9)</b>					
0	AJ Green	5-11	200	Fr.	Tulsa, Okla. (Union HS)
5	Raheim Sanders	6-2	225	Fr.	Rockledge, Fla. (Rockledge HS)
20	Dominique Johnson	6-1	235	So.	Crowley, Texas (Crowley HS)
21	Javion Hunt	6-0	205	Fr.	Oklahoma City, Okla. (Carl Albert HS)
22	Trelon Smith	5-9	190	R-Sr.	Houston, Texas (Arizona State)
23	Josh Oglesby	5-8	175	R-Jr.	Katy, Texas (Katy HS)
26	Donte Buckner	5-11	200	R-Fr.	Pine Bluff, Ark. (White Hall HS)
32	Reid Turner	5-10	190	R-So.	Farmington, Ark. (Farmington HS)
41	T.J. Hammonds	5-10	195	R-Sr.	Little Rock, Ark. (Joe T. Robinson HS)
<b>WR (14)</b>					
2	Ketron Jackson Jr.	6-2	205	Fr.	Royse City, Texas (Royse City HS)
6	Kendall Catalan	5-9	185	R-Sr.	Mansfield, Texas (Southern)
7	Trey Knox	6-5	215	Jr.	Murfreesboro, Tenn. (Blackman HS)
10	De'Vion Warren	5-10	195	Sr.	Monroe, La. (Ouachita Parish HS)
11	Jaquayln Crawford	5-10	175	R-Jr.	Rockdale, Texas (Rockdale HS/Oklahoma)
13	Jaedon Wilson	6-3	175	Fr.	DeSoto, Texas (DeSoto HS)
14	Bryce Stephens	6-0	180	Fr.	Oklahoma City, Okla. (John Marshall HS)
16	Treyton Burks	6-3	225	Jr.	Warren, Ark. (Warren HS)
17	John David White	5-11	185	R-So.	Little Rock, Ark. (Pulaski Academy)
19	Tyson Morris	6-1	205	R-Sr.	Helena-West Helena, Ark. (Fayetteville HS)
81	Darin Turner	6-3	205	R-Fr.	Memphis, Tenn. (Central HS)
83	Chris Harris	5-10	190	Fr.	Dumas, Ark. (Dumas HS)
84	Warren Thompson	6-3	205	R-Jr.	Seffner, Fla. (Armwood HS/Florida State)
85	Harper Cole	5-9	180	R-Fr.	Aurora, Ill. (Waubonsie Valley HS)
<b>TE (8)</b>					
15	Landon Rogers	6-4	210	Fr.	Little Rock, Ark. (Parkview HS)
36	Erin Outley	6-4	255	Fr.	Little Rock, Ark. (Parkview HS)
39	Nathan Johnson	6-4	205	R-Fr.	Little Rock, Ark. (Catholic HS)
42	Zach Lee	6-5	230	R-Fr.	Bentonville, Ark. (Bentonville HS)
80	Collin Sutherland	6-5	245	R-Fr.	Flower Mound, Texas (Marcus HS)
82	Hudson Henry	6-5	255	R-So.	Little Rock, Ark. (Pulaski Academy)
87	Blake Kern	6-4	265	R-Sr.*	Lamar, Ark. (Lamar HS)
89	Nathan Bax	6-4	255	R-So.	Jefferson City, Mo. (Helias Catholic HS/III St.)
<b>OL (20)</b>					
50	Cole Carson	6-5	305	Fr.	Bogata, Texas (Rivercrest HS)
51	Ricky Stromberg	6-4	310	Jr.	Tulsa, Okla. (Union HS)
53	Ty'Kieast Crawford	6-5	350	So.	Carthage, Texas (Carthage HS/Charlotte)
54	Austin Nix	6-2	325	R-Jr.	Texarkana, Ark. (Arkansas HS)
55	Beaux Limmer	6-5	300	R-So.	Tyler, Texas (Tyler Lee HS)
56	Marcus Henderson	6-5	290	So.	Memphis, Tenn. (Memphis University School)
57	Shane Clenin	6-6	335	R-Sr.	Festus, Mo. (Jefferson HS)
62	Brady Latham	6-5	305	R-So.	Jenks, Okla. (Jenks HS)
63	Terry Wells	6-5	310	Fr.	Parkin, Ark. (Wynne HS)
65	Devon Manuel	6-9	370	Fr.	Sunset, La. (Beau Chene HS)
66	Ty Clary	6-4	315	R-Sr.	Fayetteville, Ark. (Fayetteville HS)
67	Josh Street	6-6	290	Fr.	Bentonville, Ark. (Bentonville HS)
70	Luke Jones	6-5	310	R-Jr.	Little Rock, Ark. (Pulaski Academy/Notre Dame)
71	Ryan Winkel	6-6	310	R-Jr.	Memphis, Tenn. (Christian Brothers HS)
72	Drew Vest	6-6	315	R-So.	Searcy, Ark. (Searcy HS)
74	Jalen St. John	6-5	330	R-Fr.	St. Louis, Mo. (Trinity Catholic HS)
75	Ray Curry Jr.	6-5	315	R-Fr.	Memphis, Tenn. (White Station HS)
76	Myron Cunningham	6-6	325	R-Sr.	Warren, Ohio (Iowa Central CC)
78	Dalton Wagner	6-9	330	R-Sr.	Spring Grove, Ill. (Richmond Burton HS)
79	Dylan Rathcke	6-5	300	R-So.	Baton Rouge, La. (University Lab HS)
<b>Specialists (9)</b>					
29	Cam Little (K/P)	6-2	185	Fr.	Moore, Okla. (Southmoore HS)
30	Reid Bauer (P)	5-11	200	R-Jr.	Magnolia, Texas (Magnolia HS)
42	Sam Loy (P)	6-1	195	R-Sr.	San Clemente, Calif. (Colorado)
46	Francisco Castro (LS)	6-1	210	Fr.	Miami, Fla. (Columbus HS)
48	Jordan Silver (LS)	6-1	235	R-Sr.	Branson, Mo. (Branson HS)
52	John Oehrlein (LS)	6-1	240	R-So.	Austin, Texas (Westlake HS)
80	Matthew Phillips (K/P)	5-10	175	R-Jr.	Brentwood, Tenn. (Brentwood HS)
90	Vito Calvaruso (K)	6-2	200	So.	Jefferson City, Mo. (Helias Catholic HS)
94	Patrick Foley (P)	6-3	200	Fr.	Omaha, Neb. (Creighton Prep)

## RAZORBACK DEFENSE BY POSITION

No.	Name	Ht.	Wt.	Cl.	Hometown (Previous School)
<b>DB (21)</b>					
1	Jalen Catalan	5-10	200	R-So.	Mansfield, Texas (Mansfield Legacy HS)
2	Myles Slusher	6-0	185	So.	Broken Arrow, Okla. (Broken Arrow HS)
3	Nick Turner	5-11	190	R-Fr.	New Orleans, La. (Brother Martin HS)
4	Malik Chavis	6-2	195	R-So.	Rison, Ark. (Rison HS)
6	Jacorrei Turner	6-2	205	R-Fr.	Atlanta, Ga. (Woodward Academy)
7	Joe Foucha	5-11	205	Sr.	New Orleans, La. (McDonogh 35 HS)
8	Jayden Johnson	6-2	220	Fr.	Cedartown, Ga. (Cedartown HS)
9	Greg Brooks Jr.	5-11	185	Jr.	Harvey, La. (West Jefferson HS)
13	Chase Lowery	6-0	190	Fr.	Frisco, Texas (Frisco HS)
14	Nathan Parodi	5-9	175	R-Jr.	Austin, Texas (Lake Travis HS)
15	Simeon Blair	5-10	210	R-Jr.	Pine Bluff, Ark. (Pine Bluff HS)
17	Hudson Clark	6-2	180	R-So.	Dallas, Texas (Highland Park HS)
18	Trent Gordon	5-11	190	R-Jr.	Spring, Texas (Manvel HS/Penn State)
19	Khari Johnson	6-0	185	So.	Boston, Mass. (Suffield Academy)
20	Zach Zimos	6-4	230	R-So.	Sugar Land, Texas (Fort Bend Travis HS)
21	Montaric Brown	6-0	190	R-Sr.	Ashdown, Ark. (Ashdown HS)
23	Devin Bush	6-0	200	R-So.	New Orleans, La. (Edna Karr HS)
24	LaDarrius Bishop	6-0	190	R-Jr.	Ashdown, Ark. (Ashdown HS)
26	Kevin Compton	6-2	175	R-Fr.	Pine Bluff, Ark. (Watson Chapel HS)
36	Jermaine Hamilton-Jordan	6-1	180	Fr.	Kansas City, Mo. (Lincoln College Prep)
38	Jon Conley	6-0	175	R-So.	Fayetteville, Ark. (Fayetteville HS)
<b>LB (14)</b>					
10	Bumper Pool	6-2	230	Sr.	Lucas, Texas (Lovejoy HS)
22	Deon Edwards	6-1	220	R-Sr.*	Clermont, Fla. (Lake Minneola HS)
25	Marco Avant	6-3	215	Fr.	Forrest City, Ark. (Jonesboro HS)
27	Hayden Henry	6-2	225	Sr.*	Little Rock, Ark. (Pulaski Academy)
28	Andrew Parker	6-2	245	R-Jr.	New Orleans, La. (Sophie B. Wright HS)
31	Grant Morgan	5-11	235	R-Sr.*	Greenwood, Ark. (Greenwood HS)
33	Kelin Burrie	6-0	205	R-Fr.	Harvey, La. (Helen Cox HS)
34	J.T. Towers	6-4	210	R-Fr.	Little Rock, Ark. (Joe T. Robinson HS)
35	Jake Yurachek	6-0	230	R-Jr.	Friendswood, Texas (Friendswood HS/Colorado)
40	Chris Paul Jr.	6-1	240	Fr.	Cordele, Ga. (Crisp County HS)
43	Brooks Both	6-0	230	R-Fr.	Harrison, Ark. (Harrison HS)
45	Jackson Woodard	6-3	235	R-Fr.	Little Rock, Ark. (LR Christian Academy)
47	Jordan Hanna	6-1	215	Fr.	Greenwood, Ark. (Greenwood HS)
49	McKinley Williams	6-1	210	R-Jr.	Sheridan, Ark. (Sheridan HS)
<b>DL (18)</b>					
0	Markell Utsey	6-4	290	R-Sr.	Little Rock, Ark. (Parkview HS/Missouri)
5	Dorian Gerald	6-3	265	R-Sr.*	Florence, S.C. (College of the Canyons [Calif.]
11	Mataio Soli	6-4	245	Jr.	Douglasville, Ga. (Douglas County HS)
37	Eric Thomas Jr.	6-3	245	So.	Pensacola, Fla. (Booker T. Washington HS)
44	Andy Boykin	6-4	290	R-Fr.	Lagrange, Ga. (Troup County HS)
50	Eric Gregory	6-4	295	R-So.	Memphis, Tenn. (IMG Academy)
52	Solomon Wright	6-0	295	Fr.	Vian, Okla. (Vian HS)
55	Tre Williams	6-5	255	R-Sr.*	Columbia, Mo. (Rock Bridge HS/Missouri)
56	Zach Williams	6-4	255	Jr.	Little Rock, Ark. (Joe T. Robinson HS)
58	Jashaud Stewart	6-2	240	So.	Jonesboro, Ark. (Jonesboro HS)
90	Marcus Miller	6-5	295	R-So.	Warren, Ark. (Warren HS)
91	Taurean Carter	6-3	305	R-So.	Mansfield, Texas (Mansfield Legacy HS)
92	Cameron Ball	6-5	310	Fr.	Atlanta, Ga. (Tri-Cities HS)
93	Isaiah Nichols	6-3	300	R-Jr.	Springdale, Ark. (Springdale HS)
94	Jon Hill	6-5	250	Fr.	Dumas, Ark. (Dumas HS)
95	Morgan Hanna	6-4	221	R-So.	Greenwood, Ark. (Greenwood HS)
97	Jalen Williams	6-3	310	Jr.	Tylertown, Miss. (Tylertown HS/Jones College)
99	John Ridgeway	6-6	320	R-Sr.	Bloomington, Ill. (Bloomington, Ill./Ill. St.)

# GAME 11: ALABAMA

## ALPHABETICAL ROSTER

No.	Name	Pos.
25	Marco Avant	LB
92	Cameron Ball	DL
30	Reid Bauer	P
89	Nathan Bax	TE
24	LaDarrius Bishop	DB
15	Simeon Blair	DB
43	Brooks Both	LB
44	Andy Boykin	DL
9	Greg Brooks Jr.	DB
21	Montaric Brown	DB
26	Donte Buckner	RB
16	Treyton Burks	WR
33	Kelin Burrle	LB
23	Devin Bush	CB
90	Vito Calvaruso	K
50	Cole Carson	OL
91	Taurean Carter	DL
46	Francisco Castro	LS
1	Jalen Catalon	DB
6	Kendall Catalon	WR
4	Malik Chavis	DB
17	Hudson Clark	DB
66	Ty Clary	OL
57	Shane Clenin	OL
85	Harper Cole	WR
3	Lucas Coley	QB
26	Kevin Compton	WR
38	Jon Conley	DB
53	Ty'Kieast Crawford	OL
76	Myron Cunningham	OL
75	Ray Curry Jr.	OL
22	Deon Edwards	LB
94	Patrick Foley	P
7	Joe Foucha	DB
5	Dorian Gerald	DL
18	Trent Gordon	DB
0	AJ Green	RB
50	Eric Gregory	DL
36	Jermain Hamilton-Jordan	DB
41	T.J. Hammonds	RB
47	Jordan Hanna	LB
59	Morgan Hanna	DL
83	Chris Harris	WR
56	Marcus Henderson	OL
27	Hayden Henry	LB
82	Hudson Henry	TE
94	Jon Hill	DL
4	Malik Hornsby	QB
31	Javion Hunt	RB
2	Ketron Jackson Jr.	WR
1	KJ Jefferson	QB
20	Dominique Johnson	RB
8	Jayden Johnson	DB
19	Khari Johnson	DB
39	Nathan Johnson	TE
9	John Stephen Jones	QB
70	Luke Jones	OL
87	Blake Kern	TE
7	Trey Knox	WR
62	Brady Latham	OL
42	Zach Lee	TE
55	Beaux Limmer	OL
29	Cam Little	K/P
13	Chase Lowery	DB
42	Sam Loy	P
65	Devon Manuel	OL
90	Marcus Miller	DL
31	Grant Morgan	LB
19	Tyson Morris	WR
93	Isaiah Nichols	DL
54	Austin Nix	OL
52	John Oehrlein	OL

## NUMERICAL ROSTER

No.	Name	Pos.	Ht.	Wt.	Cl.	Exp.	Hometown (Previous School)
0	AJ Green	RB	5-11	200	Fr.	HS	Tulsa, Okla. (Union HS)
0	Markell Utsey	DL	6-4	290	R-Sr.*	TR	Little Rock, Ark. (Parkview HS/Missouri)
1	Jalen Catalon	DB	5-10	200	R-So.	1L	Mansfield, Texas (Mansfield Legacy HS)
1	KJ Jefferson	QB	6-3	245	R-So.	1L	Sardis, Miss. (North Panola HS)
2	Ketron Jackson Jr.	WR	6-2	205	Fr.	HS	Royse City, Texas (Royse City HS)
2	Myles Slusher	DB	6-0	185	So.	1L	Broken Arrow, Okla. (Broken Arrow HS)
3	Lucas Coley	QB	6-2	205	Fr.	HS	San Antonio, Texas (Cornerstone Christian School)
3	Nick Turner	DB	5-11	190	R-Fr.	RS	New Orleans, La. (Brother Martin HS)
4	Malik Chavis	DB	6-2	195	R-So.	1L	Rison, Ark. (Rison HS)
4	Malik Hornsby	QB	6-2	180	R-Fr.	RS	Missouri City, Texas (Ft. Bend Marshall HS)
5	Dorian Gerald	DL	6-3	265	R-Sr.*	2L	Florence, S.C. (College of the Canyons [Calif.])
5	Raheim Sanders	RB	6-2	225	Fr.	HS	Rockledge, Fla. (Rockledge HS)
6	Kendall Catalon	WR	5-9	185	R-Sr.	SQ	Mansfield, Texas (Southern)
6	Jacorrei Turner	DB	6-2	205	R-Fr.	RS	Atlanta, Ga. (Woodward Academy)
7	Joe Foucha	DB	5-11	205	Sr.	3L	New Orleans, La. (McDonogh 35 HS)
7	Trey Knox	WR	6-5	215	Jr.	2L	Murfreesboro, Tenn. (Blackman HS)
8	Jayden Johnson	DB	6-2	220	Fr.	HS	Cedartown, Ga. (Cedartown HS)
9	Greg Brooks Jr.	DB	5-11	185	Jr.	2L	Harvey, La. (West Jefferson HS)
9	John Stephen Jones	QB	5-11	205	R-Jr.	1L	Dallas, Texas (Highland Park HS)
10	Bumper Pool	LB	6-2	230	Sr.	3L	Lucas, Texas (Lovejoy HS)
10	De'Vion Warren	WR	5-10	195	Sr.*	4L	Monroe, La. (Ouachita Parish HS)
11	Jaquayln Crawford	WR	5-10	175	R-Jr.	TR	Rockdale, Texas (Rockdale HS/Oklahoma)
11	Mataio Soli	DL	6-4	245	Jr.	2L	Douglasville, Ga. (Douglas County HS)
13	Chase Lowery	DB	6-0	190	Fr.	HS	Frisco, Texas (Frisco HS)
13	Jaedon Wilson	WR	6-3	175	Fr.	HS	DeSoto, Texas (DeSoto HS)
14	Nathan Parodi	DB	5-9	175	R-Jr.	2L	Austin, Texas (Lake Travis HS)
14	Bryce Stephens	WR	6-0	180	Fr.	HS	Oklahoma City, Okla. (John Marshall HS)
15	Simeon Blair	DB	5-10	210	R-Jr.	2L	Pine Bluff, Ark. (Pine Bluff HS)
15	Landon Rogers	TE	6-4	210	Fr.	HS	Little Rock, Ark. (Parkview HS)
16	Treyton Burks	WR	6-3	225	Jr.	2L	Warren, Ark. (Warren HS)
16	Keuan Parker	DB	5-11	175	Fr.	HS	Tulsa, Okla. (Booker T. Washington HS)
17	Hudson Clark	DB	6-2	180	R-So.	1L	Dallas, Texas (Highland Park HS)
17	John David White	WR	5-11	185	R-So.	1L	Little Rock, Ark. (Pulaski Academy)
18	Trent Gordon	DB	5-11	190	R-Jr.	TR	Spring, Texas (Manvel HS/Penn State)
18	Kade Renfro	QB	6-3	210	R-Fr.	TR	Stephenville, Texas (Stephenville HS/Ole Miss)
19	Khari Johnson	DB	6-0	185	So.	1L	Boston, Mass. (Suffield Academy)
19	Tyson Morris	WR	6-1	205	R-Sr.*	3L	Helena-West Helena, Ark. (Fayetteville HS)
20	Dominique Johnson	RB	6-1	235	So.	1L	Crowley, Texas (Crowley HS)
20	Zach Zimos	DB	6-4	230	R-So.	1L	Sugar Land, Texas (Fort Bend Travis HS)
21	Montaric Brown	DB	6-0	190	R-Sr.	3L	Ashdown, Ark. (Ashdown HS)
21	Javion Hunt	RB	6-0	205	Fr.	HS	Oklahoma City, Okla. (Carl Albert HS)
22	Deon Edwards	LB	6-1	220	R-Sr.*	4L	Clermont, Fla. (Lake Minneola HS)
22	Trelon Smith	RB	5-9	190	R-Sr.	1L	Houston, Texas (Arizona State)
23	Devin Bush	DB	6-0	200	R-So.	SQ	New Orleans, La. (Edna Karr HS)
23	Josh Oglesby	RB	5-8	175	R-Jr.	SQ	Katy, Texas (Katy HS)
24	LaDarrius Bishop	DB	6-0	190	R-Jr.	2L	Ashdown, Ark. (Ashdown HS)
25	Marco Avant	LB	6-3	215	Fr.	HS	Forrest City, Ark. (Jonesboro HS)
26	Donte Buckner	RB	5-11	200	R-Fr.	RS	Pine Bluff, Ark. (White Hall HS)
26	Kevin Compton	DB	6-2	175	R-Fr.	RS	Pine Bluff, Ark. (Watson Chapel HS)
27	Hayden Henry	LB	6-2	225	Sr.*	4L	Little Rock, Ark. (Pulaski Academy)
28	Andrew Parker	LB	6-2	245	R-Jr.	2L	New Orleans, La. (Sophie B. Wright HS)
29	Cam Little	K/P	6-2	185	Fr.	HS	Moore, Okla. (Southmoore HS)
30	Reid Bauer	P	5-11	200	R-Jr.	1L	Magnolia, Texas (Magnolia HS)
31	Grant Morgan	LB	5-11	235	R-Sr.*	4L	Greenwood, Ark. (Greenwood HS)
32	Reid Turner	RB	5-10	190	R-So.	SQ	Farmington, Ark. (Farmington HS)
33	Kelin Burrle	LB	6-0	205	R-Fr.	RS	Harvey, La. (Helen Cox HS)
34	J.T. Towers	LB	6-4	210	R-Fr.	RS	Little Rock, Ark. (Joe T. Robinson HS)
35	Jake Yurachek	LB	6-0	230	R-Jr.	2L	Friendswood, Texas (Friendswood HS/Colorado)
36	Jermaine Hamilton-Jordan	DB	6-1	180	Fr.	HS	Kansas City, Mo. (Lincoln College Prep)
36	Erin Outley	TE	6-4	255	Fr.	HS	Little Rock, Ark. (Parkview HS)
37	Eric Thomas Jr.	DL	6-3	245	So.	1L	Pensacola, Fla. (Booker T. Washington HS)
38	Jon Conley	DB	6-0	175	R-So.	SQ	Fayetteville, Ark. (Fayetteville HS)
39	Nathan Johnson	TE	6-4	205	R-Fr.	RS	Little Rock, Ark. (Catholic HS)
40	Chris Paul Jr.	LB	6-1	240	Fr.	HS	Cordele, Ga. (Crisp County HS)
41	T.J. Hammonds	RB	5-10	195	R-Sr.*	4L	Little Rock, Ark. (Joe T. Robinson HS)
42	Zach Lee	TE	6-5	230	R-Fr.	HS	Bentonville, Ark. (Bentonville HS)
42	Sam Loy	P	6-1	195	R-Sr.*	2L	San Clemente, Calif. (Colorado)
43	Brooks Both	LB	6-0	230	R-Fr.	RS	Harrison, Ark. (Harrison HS)
44	Andy Boykin	DL	6-4	290	R-Fr.	RS	Lagrange, Ga. (Troup County HS)
45	Jackson Woodard	LB	6-3	235	R-Fr.	RS	Little Rock, Ark. (LR Christian Academy)
46	Francisco Castro	LS	6-1	210	Fr.	HS	Miami, Fla. (Columbus HS)
47	Jordan Hanna	LB	6-2	215	Fr.	HS	Greenwood, Ark. (Greenwood HS)

# GAME 11: ALABAMA

## NUMERICAL ROSTER

No.	Name	Pos.	Ht.	Wt.	Cl.	Exp.	Hometown (Previous School)
48	Jordan Silver	LS	6-1	235	R-Sr.	3L	Branson, Mo. (Branson HS)
49	McKinley Williams	LB	6-1	210	R-Jr.	2L	Sheridan, Ark. (Sheridan HS)
50	Cole Carson	OL	6-5	305	Fr.	HS	Bogata, Texas (Rivercrest HS)
50	Eric Gregory	DL	6-4	295	R-So.	1L	Memphis, Tenn. (IMG Academy)
51	Ricky Stromberg	OL	6-4	310	Jr.	2L	Tulsa, Okla. (Union HS)
52	John Oehrlein	OL	6-1	240	R-So.	SQ	Austin, Texas (Westlake HS)
52	Solomon Wright	DL	6-0	295	Fr.	HS	Vian, Okla. (Vian HS)
53	Ty'Kieast Crawford	OL	6-5	350	So.	TR	Carthage, Texas (Carthage HS/Charlotte)
54	Austin Nix	OL	6-2	325	R-Jr.	2L	Texarkana, Ark. (Arkansas HS)
55	Beaux Limmer	OL	6-5	300	R-So.	1L	Tyler, Texas (Tyler Lee HS)
55	Tre Williams	DL	6-5	255	R-Sr.*	TR	Columbia, Mo. (Rock Bridge HS/Missouri)
56	Marcus Henderson	OL	6-5	290	R-Fr.	RS	Memphis, Tenn. (Memphis University School)
56	Zach Williams	DL	6-4	255	Jr.	2L	Little Rock, Ark. (Joe T. Robinson HS)
57	Shane Clinin	OL	6-6	325	R-Sr.	3L	Festus, Mo. (Jefferson HS)
58	Jashaud Stewart	DL	6-2	240	So.	1L	Jonesboro, Ark. (Jonesboro HS)
62	Brady Latham	OL	6-5	305	R-So.	1L	Jenks, Okla. (Jenks HS)
63	Terry Wells	OL	6-5	310	Fr.	HS	Parkin, Ark. (Wynne HS)
65	Devon Manuel	OL	6-9	370	Fr.	HS	Sunset, La. (Beau Chene HS)
66	Ty Clary	OL	6-4	315	Sr.*	4L	Fayetteville, Ark. (Fayetteville HS)
67	Josh Street	OL	6-6	290	Fr.	HS	Bentonville, Ark. (Bentonville HS)
70	Luke Jones	OL	6-5	310	R-Jr.	1L	Little Rock, Ark. (Pulaski Academy/Notre Dame)
71	Ryan Winkel	OL	6-6	310	R-Jr.	2L	Memphis, Tenn. (Christian Brothers HS)
72	Drew Vest	OL	6-6	315	R-So.	SQ	Searcy, Ark. (Searcy HS)
74	Jalen St. John	OL	6-5	330	R-Fr.	RS	St. Louis, Mo. (Trinity Catholic HS)
75	Ray Curry Jr.	OL	6-5	315	R-Fr.	RS	Memphis, Tenn. (White Station HS)
76	Myron Cunningham	OL	6-6	325	R-Sr.*	2L	Warren, Ohio (Iowa Central CC)
78	Dalton Wagner	OL	6-9	330	R-Sr.	3L	Spring Grove, Ill. (Richmond Burton HS)
79	Dylan Rathcke	OL	6-5	300	R-So.	SQ	Baton Rouge, La. (University Lab HS)
80	Matthew Phillips	K/P	5-10	175	R-Jr.	1L	Brentwood, Tenn. (Brentwood HS)
80	Collin Sutherland	TE	6-5	245	R-Fr.	RS	Flower Mound, Texas (Marcus HS)
81	Darin Turner	WR	6-3	205	R-Fr.	RS	Memphis, Tenn. (Central HS)
82	Hudson Henry	TE	6-5	255	R-So.	1L	Little Rock, Ark. (Pulaski Academy)
83	Chris Harris	WR	5-10	190	R-Fr.	SQ	Dumas, Ark. (Dumas HS)
84	Warren Thompson	WR	6-3	205	R-Jr.	TR	Seffner, Fla. (Armwood HS/Florida State)
85	Harper Cole	WR	5-9	180	R-Fr.	RS	Aurora, Ill. (Waubonsie Valley HS)
87	Blake Kern	TE	6-4	265	R-Sr.*	3L	Lamar, Ark. (Lamar HS)
89	Nathan Bax	TE	6-4	255	R-So.	1L	Jefferson City, Mo. (Helias Catholic HS/Ill. St.)
90	Vito Calvaruso	K	6-2	200	So.	1L	Jefferson City, Mo. (Helias Catholic HS)
90	Marcus Miller	DL	6-5	295	R-So.	1L	Warren, Ark. (Warren HS)
91	Taurean Carter	DL	6-3	305	R-So.	1L	Mansfield, Texas (Mansfield Legacy HS)
92	Cameron Ball	DL	6-5	310	Fr.	HS	Atlanta, Ga. (Tri-Cities HS)
93	Isaiah Nichols	DL	6-3	300	R-Jr.	2L	Springdale, Ark. (Springdale HS)
94	Patrick Foley	P	6-3	200	Fr.	HS	Omaha, Neb. (Creighton Prep)
94	Jon Hill	DL	6-5	250	Fr.	HS	Dumas, Ark. (Dumas HS)
95	Morgan Hanna	DL	6-4	245	R-So.	SQ	Greenwood, Ark. (Greenwood HS)
97	Jalen Williams	DL	6-3	310	Jr.	TR	Tylertown, Miss. (Tylertown HS/Jones College)
99	John Ridgeway	DL	6-6	320	R-Sr.	TR	Bloomington, Ill. (Bloomington HS/Ill. St.)

Roster by Class: Senior - 21 | Junior - 25 | Sophomore - 27 | Freshman - 46

## FOOTBALL STAFF

### Coaching Staff

Sam Pittman   Head Coach.....	2nd Season
Barry Odom   Assoc. Head Coach/DC/Safeties.....	2nd Season
Scott Fountain   Asst. HC/Special Teams Coord.....	2nd Season
Kendal Briles   Offensive Coordinator/QBs.....	2nd Season
Jermial Ashley   Defensive Line.....	1st Season
Sam Carter   Cornerbacks.....	2nd Season
Kenny Guiton   Wide Receivers.....	1st Season
Cody Kennedy   Offensive Line.....	1st Season
Dowell Loggains   Tight Ends.....	1st Season
Michael Scherer   Linebackers.....	2nd Season
Jimmy Smith   Running Backs.....	2nd Season

### Graduate Assistants

Scott Winterton   Special Teams.....	2nd Season
Demerick Gary   Defense.....	1st Season
KreSean Reed   Defense.....	2nd Season
Ryan Yurachek   Offense.....	2nd Season
Alex Norton   Video.....	1st Season
Austin Van Poucke   Operations.....	3rd Season

### Quality Control

Michael Anthony   Offense.....	2nd Season
Mark Cala   Offense.....	2nd Season
Kenji Jackson   Defense.....	2nd Season
Mike Krysl   Special Teams.....	2nd Season
Collin Geier   Defense.....	1st Season
Jake Trump   Defense.....	2nd Season

### Support Staff

Patrick Doherty   Football Operations.....	2nd Season
Amanda Gilpin   Asst. Football Operations.....	2nd Season
Jamil Walker   Strength & Conditioning.....	2nd Season
Ed Ellis   Assoc. Strength & Conditioning.....	2nd Season
Dave Polanski   Athletic Training.....	4th Season
Dustin Shippey   Video.....	2nd Season
Jake Rosch   Equipment.....	8th Season
Butler Benton   Recruiting/Player Personnel.....	1st Season
Fernando Velasco   Player Development.....	2nd Season

## ALPHABETICAL ROSTER

No.	Name	Pos.
23	Josh Oglesby.....	RB
36	Erin Outley.....	TE
28	Andrew Parker.....	LB
16	Keuan Parker.....	DB
28	Andrew Parker.....	LB
14	Nathan Parodi.....	DB
40	Chris Paul Jr.....	LB
80	Matthew Phillips.....	P
10	Bumper Pool.....	LB
79	Dylan Rathcke.....	OL
18	Austin Renfro.....	QB
99	John Ridgeway.....	DL
15	Landon Rogers.....	TE
5	Raheim Sanders.....	RB
48	Jordan Silver.....	LS
2	Myles Slusher.....	DB
22	Trelon Smith.....	RB
11	Mataio Soli.....	DL
74	Jalen St. John.....	OL
14	Bryce Stephens.....	WR
58	Jashaud Stewart.....	DL
67	Josh Street.....	OL
51	Ricky Stromberg.....	OL
80	Collin Sutherland.....	TE
37	Eric Thomas Jr.....	DL
84	Warren Thompson.....	WR
34	J.T. Towers.....	LB
81	Darin Turner.....	WR
6	Jacorrei Turner.....	LB
3	Nick Turner.....	DB
32	Reid Turner.....	RB
0	Markell Utsey.....	DL
72	Drew Vest.....	OL
78	Dalton Wagner.....	OL
10	De'Vion Warren.....	WR
63	Terry Wells.....	OL
17	John David White.....	WR
97	Jalen Williams.....	DL
49	McKinley Williams.....	LB
55	Tre Williams.....	DL
56	Zach Williams.....	DL
13	Jaedon Wilson.....	WR
71	Ryan Winkel.....	OL
45	Jackson Woodard.....	LB
52	Solomon Wright.....	DL
35	Jake Yurachek.....	LB
20	Zach Zimos.....	DB

## PRONUNCIATIONS

Kelin Burrie.....	KEY-lin buri
Treyton Burks.....	tray-luhn
Taurean Carter.....	Tore-ee-an
Jaquayln Crawford.....	ja-kway-lin
Ty'Kieast Crawford.....	ty-KEAST
Joe Foucha.....	foo-SHAY
Malik Hornsby.....	ma-leek
Khari Johnson.....	kah-ree
Keuan Parker.....	kee-wahn
Nathan Parodi.....	pa-ro-DEE
Dylan Rathcke.....	wrath-key
Trelon Smith.....	tray-lawn
Mataio Soli.....	mah-TYE-oh
Jashaud Stewart.....	ja-shawd
Markell Utsey.....	UTT-see
Zach Zimos.....	ZIE-mus



# GAME 11: ALABAMA



## KJ JEFFERSON

1

Quarterback | 6-3 | 245 | R-Sophomore  
Sardis, Miss. | North Panola HS

### QUICK HITS

- Accounted for six TDs (3 throwing, 3 rushing) at Ole Miss, second-most in program history.
- Against Miss. State, completed a career-high 82.6% of passes, and the third-highest single-game completion percentage in school history (minimum of 20 attempts).
- Threw for a career-high 366 yards against Georgia Southern on 13 completions, becoming only the fifth FBS QB since 2000 to throw for over 365 yards on 13 or fewer completions.
- In the Georgia Southern game, hooked up with WR Treyton Burks for a 91-yard TD, the second longest TD scoring pass play in school history.
- Posted a career-high 89 rushing yards against Rice. First Arkansas player to run for at least 2 TDs and throw for a TD since Rawleigh Williams against Miss. St. in 2014.
- Named season opening starter for the first time in his career.
- Last year against Missouri, became the first Arkansas QB to throw for at least 270 yards with three passing TDs and at least one rushing TD since 2010 in his only start of the year.
- In 2019 made first career start against then-No 1 LSU.
- Consensus four-star prospect. and rated No. 4 dual-threat QB nationally by 247Sports and No. 12 player in Mississippi by Rivals.

### CAREER STATS

	PASSING								RUSHING							
	GP/GS	COMP	ATT	PCT	YDS	TD	INT	LNG	ATT	YDS	AVG	TD	LNG			
2019	3/1	14	31	45.2	197	0	1	38	30	58	1.9	2	21			
2020	5/1	20	41	48.8	295	3	0	68	28	67	2.4	2	19			
2021	10/10	147	226	65.0	1,990	17	3	91	103	474	4.6	5	38			
TOTAL	18/12	181	298	60.7	2,482	20	4	91	165	599	3.6	9	38			

### GAME-BY-GAME STATS

	GP/GS	PASSING								RUSHING							
		COMP	ATT	PCT	YDS	TD	INT	LNG	ATT	YDS	AVG	TD	LNG				
RICE	1/1	12	21	57.1	128	1	1	31	9	89	5.9	2	38				
TEXAS	1/1	14	19	73.7	138	0	1	45	10	73	7.3	0	34				
GEORGIA SOUTHERN	1/1	13	23	56.5	366	3	0	91	5	18	3.6	0	17				
vs. Texas A&M	1/1	7	15	46.7	212	2	0	85	8	50	6.2	0	19				
at Georgia	1/1	8	13	61.5	65	0	0	22	8	5	0.6	0	14				
at Ole Miss	1/1	25	35	71.4	326	3	1	46	20	85	4.2	3	11				
AUBURN	1/1	21	35	60.0	228	2	0	30	18	66	3.7	0	20				
UAPB	1/1	10	17	58.8	194	4	0	39	3	33	11.0	0	12				
MISSISSIPPI STATE	1/1	19	23	82.6	191	1	0	25	11	14	1.3	0	8				
at LSU	1/1	18	25	72.0	142	1	0	43	15	41	2.7	0	15				
at Alabama																	
MISSOURI																	

### SEASON HIGHS

Pass Attempts	35 (2x) last vs. Auburn (10/16/21)
Completions	25 at Ole Miss (10/9/21)
Pass Yards	366 vs. Georgia Southern (9/18/21)
Pass TDs	4 vs. UAPB (10/23/21)
Long Pass	91 vs. Georgia Southern (9/18/21)
Completion %	82.6 vs. Mississippi State (11/6/21)
Rushes	20 at Ole Miss (10/9/21)
Rush Yards	89 vs. Rice (9/4/21)
Rush TDs	3 at Ole Miss (10/9/21)
Long Rush	38 vs. Rice (9/4/21)

### CAREER HIGHS

Pass Attempts	35 (2x) last vs. Auburn (10/16/21)
Completions	25 at Ole Miss (10/9/21)
Pass Yards	366 vs. Georgia Southern (9/18/21)
Pass TDs	4 vs. UAPB (10/23/21)
Long Pass	91 vs. Georgia Southern (9/18/21)
Completion %	82.6 vs. Mississippi State (11/6/21)
Rushes	20 at Ole Miss (10/9/21)
Rush Yards	89 vs. Rice (9/4/21)
Rush TDs	3 at Ole Miss (10/9/21)
Long Rush	38 vs. Rice (9/4/21)



## RAHEIM SANDERS

5

Running Back | 6-2 | 225 | Freshman  
Rockledge, Fla. | Rockledge HS

### QUICK HITS

- First Hog frosh to run for 100+ yards at Ole Miss since Chase Hayden in 2017 vs. Florida A&M.
- Scored first career touchdown in Arkansas' win over Texas.
- Goes by the nickname "Rocket."
- Was brought in as an athlete that played wide receiver, running back and linebacker in high school, and settled on running back in college.
- Rated a four-star prospect by 247Sports and Rivals and the No. 8 athlete in the country by 247Sports.

### CAREER STATS

	RUSHING					RECEIVING				
	GP/GS	ATT	YDS	AVG	TD	LNG	REC	YDS	AVG	TD
2021	10/0	87	460	5.3	1	42	9	93	10.3	0
<b>TOTAL</b>	<b>10/0</b>	<b>87</b>	<b>460</b>	<b>5.3</b>	<b>1</b>	<b>42</b>	<b>9</b>	<b>93</b>	<b>10.3</b>	<b>0</b>

### GAME-BY-GAME STATS

	RUSHING					RECEIVING				
	GP/GS	ATT	YDS	AVG	TD	LNG	REC	YDS	AVG	TD
RICE	1/0	7	44	6.3	0	12	0	0	0.0	0
TEXAS	1/0	8	50	6.3	1	26	0	0	0.0	0
GEORGIA SOUTHERN	1/0	10	43	4.3	0	11	0	0	0.0	0
vs. Texas A&M	1/0	6	27	4.5	0	12	0	0	0.0	0
at Georgia	1/0	6	21	3.5	0	10	1	22	22.0	0
at Ole Miss	1/0	17	139	8.2	0	42	3	26	8.7	0
AUBURN	1/0	16	64	4.0	0	14	1	7	7.0	0
UAPB	1/0	9	46	5.1	0	9	0	0	0.0	0
MISSISSIPPI STATE	1/0	8	26	3.2	0	11	3	41	13.7	0
at LSU	1/0	0	0	0.0	0	0	1	-3	-3.0	0
at Alabama										
MISSOURI										

### SEASON HIGHS

Rushes	17 at Ole Miss (10/9/21)
Rushing Yards	139 at Ole Miss (10/9/21)
Rushing Touchdowns	1 vs. Texas (9/11/21)
Long Rush	42 at Ole Miss (10/9/21)
100-Yard Games	1 at Ole Miss (10/9/21)
Receptions	3 (2x) vs. Mississippi State (11/6/21)
Receiving Yards	41 vs. Mississippi State (11/6/21)
Receiving Touchdowns	
Long Reception	24 vs. Mississippi State (11/6/21)

### CAREER HIGHS

Rushes	17 at Ole Miss (10/9/21)
Rushing Yards	139 at Ole Miss (10/9/21)
Rushing Touchdowns	1 vs. Texas (9/11/21)
Long Rush	42 at Ole Miss (10/9/21)
100-Yard Games	1 at Ole Miss (10/9/21)
Receptions	3 (2x) vs. Mississippi State (11/6/21)
Receiving Yards	41 vs. Mississippi State (11/6/21)
Receiving Touchdowns	
Long Reception	24 vs. Mississippi State (11/6/21)

# GAME 11: ALABAMA



**JOE FOUCHA**

**7**

**Defensive Back | 5-11 | 205 | Senior**  
New Orleans, La. | McDonogh 35 HS

## QUICK HITS

- Team's fourth leading tackler in 2020, tied with Greg Brooks Jr. with 3.0 TFL to lead Arkansas defensive backs.
- Had 10 stops in Arkansas win over Ole Miss in 2020, the team's first home win over an SEC opponent since 2016.
- Intercepted a career-high two passes last year in win at Mississippi State, earning SEC co-Defensive Player of the Week.
- House flooded during Hurricane Katrina - moved to Texas, moved back to NOLA later.

## CAREER STATS

	GP/GS	UA	A	TOT	TFL-YDS	SCK-YDS	FF	FR-YDS	INT-YDS	QBH	BRUP
2018	9/1	6	5	11	0.0-0	0.0-0	0	0-0	0-0	0	0
2019	12/12	44	43	87	1.0-2	0.0-0	0	1-0	1-20	1	4
2020	10/8	18	42	60	3.0-6	1.0-1	1	1-0	2-26	0	3
2021	10/10	22	32	54	5.5-16	0.5-4	1	0-0	0-0	1	5
<b>TOTAL</b>	<b>41/31</b>	<b>90</b>	<b>122</b>	<b>212</b>	<b>9.5-24</b>	<b>1.5-5</b>	<b>2</b>	<b>2-0</b>	<b>3-46</b>	<b>2</b>	<b>12</b>

## GAME-BY-GAME STATS

	GP/GS	UA	A	TOT	TFL-YDS	SCK-YDS	FF	FR-YDS	INT-YDS	QBH	BRUP
RICE	1/1	2	3	5	0.0-0	0.0-0	0	0-0	0-0	0	1
TEXAS	1/1	2	6	8	1.5-4	0.0-0	0	0-0	0-0	0	0
GEORGIA SOUTHERN	1/1	2	3	5	0.0-0	0.0-0	0	0-0	0-0	0	0
vs. Texas A&M	1/1	3	2	5	1.0-1	0.0-0	0	0-0	0-0	0	0
at Georgia	1/1	2	2	4	0.0-0	0.0-0	0	0-0	0-0	0	0
at Ole Miss	1/1	2	9	11	1.5-2	0.0-0	0	0-0	0-0	1	1
AUBURN	1/1	2	1	3	0.0-0	0.0-0	0	0-0	0-0	0	0
UAPB	1/1	1	1	2	1.5-9	0.5-4	0	0-0	0-0	0	1
MISSISSIPPI STATE	1/1	5	4	9	0.0-0	0.0-0	0	0-0	0-0	0	2
at LSU	1/1	1	1	2	0.0-0	0.0-0	1	0-0	0-0	0	0
at Alabama											
MISSOURI											

## SEASON HIGHS

Tackles	11 at Ole Miss (10/9/21)
Tackles For Loss	1.5 (2x) last vs. UAPB (10/23/21)
Sacks	0.5 vs. UAPB (10/23/21)
QB Hurries	1 at Ole Miss (10/9/21)
Pass Breakups	2 vs. Mississippi State (11/6/21)
Forced Fumbles	1 at LSU (11/13/21)
Interceptions	

## CAREER HIGHS

Tackles	13 at Alabama (10/26/19)
Double-Digit Tackle Games	2 last vs. Ole Miss (10/17/20)
Tackles For Loss	1.5 (2x) last vs. UAPB (10/23/21)
Sacks	1.0 vs. Tennessee (11/7/20)
QB Hurries	1 (2x) last at Ole Miss (10/9/21)
Pass Breakups	2 (2x) last time vs. Mississippi State (11/6/21)
Forced Fumbles	1 (2x) last at LSU (11/13/21)
Interceptions	2 at Mississippi State (10/3/20)



**GREG BROOKS JR.**

**9**

**Defensive Back | 5-11 | 185 | Junior**  
Harvey, La | West Jefferson HS

## QUICK HITS

- Finished the 2020 season sixth on the team in tackles.
- Scored a pick six in 2020's first win at Mississippi State.
- DNP in 2020 finale against Alabama, only missed game of his career.
- Intercepted first career pass in the 2019 season finale against Missouri.
- Dad, Greg Brooks Sr., played collegiately as a DB at Michigan and Southern Miss before being drafted in the sixth round of the 2004 NFL Draft by Cincinnati.

## CAREER STATS

	GP/GS	UA	A	TOT	TFL-YDS	SCK-YDS	FF	FR-YDS	INT-YDS	QBH	BRUP
2019	12/12	13	12	25	0.0-0	0.0-0	0	0-0	1-6	1	3
2020	9/8	22	17	39	2.0-5	0.0-0	0	0-0	2-79	2	1
2021	10/7	17	22	39	2.5-12	0.0-0	0	2-6	0-0	1	2
<b>TOTAL</b>	<b>31/27</b>	<b>52</b>	<b>51</b>	<b>103</b>	<b>4.5-17</b>	<b>0.0-0</b>	<b>0</b>	<b>2-6</b>	<b>3-85</b>	<b>4</b>	<b>6</b>

## GAME-BY-GAME STATS

	GP/GS	UA	A	TOT	TFL-YDS	SCK-YDS	FF	FR-YDS	INT-YDS	QBH	BRUP
RICE	1/1	3	3	6	0.5-0	0.0-0	0	0-0	0-0	0	0
TEXAS	1/1	1	1	2	0.0-0	0.0-0	0	1-6	0-0	1	0
GEORGIA SOUTHERN	1/1	1	2	3	1.0-6	0.0-0	0	0-0	0-0	0	0
vs. Texas A&M	1/1	2	2	4	1.0-6	0.0-0	0	0-0	0-0	0	0
at Georgia	1/1	3	4	7	0.0-0	0.0-0	0	0-0	0-0	0	0
at Ole Miss	1/1	2	5	7	0.0-0	0.0-0	0	0-0	0-0	0	0
AUBURN	1/1	4	1	5	0.0-0	0.0-0	0	0-0	0-0	0	0
UAPB	1/0	0	0	0	0.0-0	0.0-0	0	0-0	0-0	0	2
MISSISSIPPI STATE	1/0	1	3	4	0.0-0	0.0-0	0	0-0	0-0	0	0
at LSU	1/0	0	1	1	0.0-0	0.0-0	0	1-0	0-0	0	0
at Alabama											
MISSOURI											

## SEASON HIGHS

Tackles	7 (2x) last at Ole Miss (10/9/21)
Tackles For Loss	1.0 (2x) last vs. Texas A&M (9/25/21)
Sacks	
QB Hurries	1 vs. Texas (9/11/21)
Interceptions	
Pass Breakups	2 vs. UAPB (10/23/21)
Forced Fumbles	
Fumble Recoveries	1 (2x) last at LSU (11/13/21)

## CAREER HIGHS

Tackles	7 (3x) last at Ole Miss (10/9/21)
Tackles For Loss	1.5 vs. Ole Miss (10/17/20)
Sacks	
QB Hurries	1 (4x) last vs. Texas (9/11/21)
Interceptions	1 (3x) last vs. Ole Miss (10/17/20)
Interception Return Yards	69 at Mississippi State (10/3/20)
Pass Breakups	2 (2x) last vs. UAPB (10/23/21)
Forced Fumbles	
Fumble Recoveries	1 (2x) last at LSU (11/13/21)



## BUMPER POOL

10

Linebacker | 6-2 | 230 | Senior  
Lucas, Texas | Lovejoy HS

### QUICK HITS

- Team's leader in tackles, ranks second in the SEC averaging 9.7 tackles per game.
- Has the most tackles in the SEC over the last two years (2020-21) with 201.
- Led the team with 14 tackles in the season opener against Rice, despite being disqualified in the second half for targeting.
- One of nine players in the country to log more than 190 tackles over the last two seasons (2019-20).
- Finished second on the team last year in tackles.
- Totaled a career-high 20 tackles at Mississippi State last year, the most by a Razorback since 2010 and earned SEC co-Defensive Player of the Week.
- Father, sister, grandfather, two aunts and two cousins are all graduates of Arkansas.
- Sister, Maddie, is the Arkansas Assistant Director of On-Campus Recruiting.

### CAREER STATS

	GP/GS	UA	A	TOT	TFL-YDS	SCK-YDS	FF	FR-YDS	INT-YDS	QBH	BRUP
2018	10/4	14	15	29	2.5-4	0.0-0	0	1-60	0-0	1	4
2019	12/12	38	56	94	6.5-12	0.5-3	0	0-0	0-0	1	5
2020	9/9	40	61	101	6.5-11	0.5-3	0	0-0	0-0	1	5
2021	10/1	33	67	100	7.5-13	0.0-0	0	0-0	0-0	0	2
<b>TOTAL</b>	<b>41/26</b>	<b>126</b>	<b>192</b>	<b>324</b>	<b>23.0-40</b>	<b>1.0-6</b>	<b>0</b>	<b>1-60</b>	<b>0-0</b>	<b>3</b>	<b>16</b>

### GAME-BY-GAME STATS

	GP/GS	UA	A	TOT	TFL-YDS	SCK-YDS	FF	FR-YDS	INT-YDS	QBH	BRUP
RICE	1/1	3	11	14	1.5-2	0.0-0	0	0-0	0-0	0	0
TEXAS	1/0	1	9	10	0.0-0	0.0-0	0	0-0	0-0	0	0
GEORGIA SOUTHERN	1/0	3	3	6	0.5-0	0.0-0	0	0-0	0-0	0	0
vs. Texas A&M	1/0	5	3	8	1.0-2	0.0-0	0	0-0	0-0	0	1
at Georgia	1/0	7	4	11	0.0-0	0.0-0	0	0-0	0-0	0	0
at Ole Miss	1/0	5	7	12	1.5-2	0.0-0	0	0-0	0-0	0	0
AUBURN	1/0	2	6	8	0.0-0	0.0-0	0	0-0	0-0	0	0
UAPB	1/0	1	7	8	1.0-1	0.0-0	0	0-0	0-0	0	0
MISSISSIPPI STATE	1/0	0	10	10	0.0-0	0.0-0	0	0-0	0-0	0	0
at LSU	1/0	6	7	13	2.0-6	0.0-0	0	0-0	0-0	0	1
at Alabama											
MISSOURI											

### SEASON HIGHS

Tackles	14 vs. Rice (9/4/21)
Tackles For Loss	2.0 at LSU (11/13/21)
Double-Digit Tackle Games	6 times last at LSU (11/13/21)
Sacks	
Interceptions	
Interception Return Yards	
QB Hurries	
Pass Breakups	1 (2x) last at LSU (11/13/21)
Forced Fumbles	
Fumble Recoveries	

### CAREER HIGHS

Tackles	20 at Mississippi State (10/3/20)
Tackles For Loss	3.0 at Texas A&M (10/31/20)
Double-Digit Tackle Games	16 times last at LSU (11/13/21)
Sacks	0.5 (2x) last vs. Georgia (9/26/20)
QB Hurries	1 (3x) last vs. Tennessee (11/7/20)
Interceptions	
Interception Return Yards	
Pass Breakups	2 at Mississippi State (10/3/20)
Forced Fumbles	1 at Colorado State (9/8/18)
Fumble Recoveries	1 vs. Eastern Illinois (9/1/18)



## De'VION WARREN

10

Wide Receiver | 5-10 | 186 | Senior  
Monroe, La. | Ouachita Parish HS

### QUICK HITS

- Set career highs in every receiving statistic in 2020, played in 7 games, tore ACL at Florida.
- Recorded his first career 100-yard game with 100 yards on four catches, including a TD last year in the win at Mississippi State.
- Career 25.0 kickoff return average ranks third in school history behind Dickey Morton (26.14, 1971-73) and Felix Jones (28.2, 2005-07).
- 28.5 kickoff return average in 2018 ranks third for a single-season in program history and his 26.4 kickoff return average in 2017 ranks fourth.
- Totaled 1,500 career return yards, the third most in program history behind Felix Jones

### CAREER STATS

	RECEIVING					RUSHING					KICK RETURN				
	GP/GS	REC	YDS	AVG	TD	LNG	ATT	YDS	AVG	TD	LNG	RET	YDS	TD	LNG
2017	12/0	1	5	5.0	0	5	2	10	5.0	0	6	29	765	1	100
2018	9/0	3	14	4.7	1	0	2	-3	-1.5	0	10	14	399	0	78
2019	9/0	4	19	4.8	0	15	5	51	10.2	0	17	16	326	0	37
2020	7/6	15	278	18.5	3	52	4	35	8.8	0	22	6	120	0	32
2021	10/8	11	156	14.1	0	44	2	16	8.0	0	11	0	0	0	0
<b>TOTAL</b>	<b>47/13</b>	<b>34</b>	<b>472</b>	<b>13.8</b>	<b>4</b>	<b>52</b>	<b>15</b>	<b>112</b>	<b>7.5</b>	<b>0</b>	<b>22</b>	<b>65</b>	<b>1610</b>	<b>1</b>	<b>100</b>

### GAME-BY-GAME STATS

	RECEIVING					RUSHING					KICK RETURN				
	GP/GS	REC	YDS	AVG	TD	LNG	ATT	YDS	AVG	TD	LNG	RET	YDS	TD	LNG
RICE	1/1	2	14	7.0	0	10	0	0	0.0	0	0	0	0	0	0
TEXAS	1/1	1	8	8.0	0	8	0	0	0.0	0	0	0	0	0	0
GEORGIA SOUTHERN	1/1	3	67	22.3	0	44	0	0	0.0	0	0	0	0	0	0
vs. Texas A&M	1/1	0	0	0.0	0	0	0	0	0.0	0	0	0	0	0	0
at Georgia	1/1	0	0	0.0	0	0	0	0	0.0	0	0	0	0	0	0
at Ole Miss	1/1	1	12	12.0	0	12	1	11	11.0	0	11	0	0	0	0
AUBURN	1/0	0	0	0.0	0	0	0	0	0.0	0	0	0	0	0	0
UAPB	1/0	3	51	17.0	0	26	1	5	5.0	0	0	0	0	0	0
MISSISSIPPI STATE	1/1	0	0	0.0	0	0	0	0	0.0	0	0	0	0	0	0
at LSU	1/1	1	4	4.0	0	4	0	0	0.0	0	0	0	0	0	0
at Alabama															
MISSOURI															

### SEASON HIGHS

Receptions	3 (2x) last vs. UAPB (10/23/21)
Receiving Yards	67 vs. Georgia Southern (9/18/21)
Receiving Touchdowns	
Long Reception	44 vs. Georgia Southern (9/18/21)
Rushes	1 (2x) last vs. UAPB (10/23/21)
Rushing Yards	11 at Ole Miss (10/9/21)
Rushing Touchdowns	
Long Rush	11 at Ole Miss (10/9/21)
Punt Returns	
Long Punt Return	
Kickoff Returns	
Kickoff Return Yards	
Kickoff Return Touchdowns	

### CAREER HIGHS

Receptions	4 at Mississippi State (10/3/20)
Receiving Yards	100 at Mississippi State (10/3/20)
Receiving Touchdowns	1 (2x) last at Mississippi State (10/3/20)
Long Reception	52 at Mississippi State (10/3/20)
Rushes	3 vs. Portland State (8/31/19)
Rushing Yards	41 vs. Tennessee (11/7/20)
Rushing Touchdowns	
Long Rush	22 vs. Tennessee (11/7/20)
Punt Returns	
Long Punt Return	
Kickoff Returns	5 (2x) last vs. Coastal Carolina (11/4/17)
Kickoff Return Yards	141 at Ole Miss (10/28/17)
Kickoff Return Touchdowns	1 vs. Auburn (10/21/17)

# GAME 11: ALABAMA



## TREYLON BURKS

16

Wide Receiver | 6-3 | 225 | Junior  
Warren, Ark. | Warren HS

### QUICK HITS

- 2,012 career receiving yards rank ninth in program history.
- Tallied 8 career 100+ yards receiving games, tied for 4th most in program history.
- Posted second career multi-TD game against Auburn (2020 - 2 TDs at Texas A&M).
- Recorded 100th catch at Georgia, fastest Hog (since 1997) to 100 receipts, doing so in 25 games.
- Totaled 167 receiving yards vs. Texas A&M, his sixth career 100+ yard game.
- Had a 91-yard TD catch vs. Georgia Southern, the second-longest scoring pass play in school history.
- Caught 10 passes for a career-best 206 yards at Missouri, first Razorback since 2012 to eclipse 200 receiving yards in a game.
- First Razorback to record a receiving TD in three straight games since Jonathan Nance in 2017.
- TD grab vs. Ole Miss was in 2020 was the No. 1 play on SportsCenter that night.
- Posted a career day in win vs. Ole Miss with 11 catches, 137 yards, a TD and 46 yards rushing - first Razorback with 10+ catches since 2012.
- Recorded his first career TD and 100-yard game in opener vs. No. 4 Georgia.
- Finished second in 2019 among SEC freshman in receiving yards per catch (16.4 ypc) and yards per game (43.2 ypg).

### CAREER STATS

	RECEIVING					RUSHING				
	GP/GS	REC	YDS	AVG	TD	LNG	ATT	YDS	AVG	TD
2019	11/9	29	475	16.4	0	38	9	35	3.9	0
2020	9/9	51	820	16.1	7	68	15	75	5.0	18
2021	10/10	51	796	16.6	8	91	10	117	11.7	1
<b>TOTAL</b>	<b>30/28</b>	<b>131</b>	<b>2,091</b>	<b>16.0</b>	<b>15</b>	<b>91</b>	<b>34</b>	<b>225</b>	<b>6.6</b>	<b>1</b>

### GAME-BY-GAME STATS

	RECEIVING					RUSHING				
	GP/GS	REC	YDS	AVG	TD	LNG	ATT	YDS	AVG	TD
RICE	1/1	5	42	8.4	0	17	1	-2	-2.0	0
TEXAS	1/1	5	37	7.4	0	20	0	0	0.0	0
GEORGIA SOUTHERN	1/1	3	127	42.3	1	91	1	2	2.0	2
vs. Texas A&M	1/1	6	167	27.8	1	85	1	14	14.0	0
at Georgia	1/1	3	10	3.3	0	5	0	0	0.0	0
at Ole Miss	1/1	7	136	19.4	1	37	1	1	1.0	0
AUBURN	1/1	9	109	12.1	2	30	0	0	0.0	0
UAPB	1/1	4	89	22.3	2	39	2	56	28.0	1
MISSISSIPPI STATE	1/1	5	63	13.7	1	25	3	39	13.0	0
at LSU	1/1	4	16	4.0	0	11	1	5	5.0	0
at Alabama										
MISSOURI										

### SEASON HIGHS

Receptions .....9 vs. Auburn (10/16/21)  
 Receiving Yards .....167 vs. Texas A&M (9/25/21)  
 Receiving Touchdowns .....2 (2x) last vs. UAPB (10/23/21)  
 Long Reception .....91 vs. Georgia Southern (9/18/21)  
 Rushes .....3 vs. Mississippi State (11/6/21)  
 Rushing Yards .....56 vs. UAPB (10/23/21)  
 Rushing Touchdowns .....1 vs. UAPB (10/23/21)  
 Long Rush .....49 vs. UAPB (10/23/21)

### CAREER HIGHS

Receptions .....11 vs. Ole Miss (10/17/20)  
 Receiving Yards .....206 at Missouri (12/5/20)  
 Receiving Touchdowns .....2 (3x) last vs. UAPB (10/23/21)  
 Long Reception .....91 vs. Georgia Southern (9/18/21)  
 Rushes .....4 (4x) last vs. Ole Miss (10/17/20)  
 Rushing Yards .....56 vs. UAPB (10/23/21)  
 Rushing Touchdowns .....1 vs. UAPB (10/23/21)  
 Long Rush .....49 vs. UAPB (10/23/21)



## TYSON MORRIS

19

Wide Receiver | 6-1 | 205 | R-Senior  
Helena-West Helena, Ark. | Central Oklahoma



### QUICK HITS

- Made first career start against Rice and made a 9-yard TD reception.
- Finished fourth on the team in 2019 with 11.9 ypc.
- Began Arkansas career as walk-on, placed on scholarship in August 2019.
- Father, Isaiah Morris, played basketball at Arkansas from 1990-92 - drafted by Miami Heat.
- Won the Arkansas Class 7A state championship as a senior in 2015
- Transferred from Central Oklahoma in 2017.

### CAREER STATS

	RECEIVING					RUSHING				
	GP/GS	REC	YDS	AVG	TD	LNG	ATT	YDS	AVG	TD
2018	11/0	4	30	7.5	1	11	0	0	0.0	0
2019	11/0	13	155	11.9	1	30	0	0	0.0	0
2020	10/0	7	67	9.6	1	17	0	0	0.0	0
2021	10/10	20	305	15.3	2	47	0	0	0.0	0
<b>TOTAL</b>	<b>42/10</b>	<b>44</b>	<b>557</b>	<b>12.7</b>	<b>5</b>	<b>47</b>	<b>0</b>	<b>0</b>	<b>0.0</b>	<b>0</b>

### GAME-BY-GAME STATS

	RECEIVING					RUSHING				
	GP/GS	REC	YDS	AVG	TD	LNG	ATT	YDS	AVG	TD
RICE	1/1	3	42	14.0	1	31	0	0	0.0	0
TEXAS	1/1	1	45	45.0	0	45	0	0	0.0	0
GEORGIA SOUTHERN	1/1	2	61	30.5	1	47	0	0	0.0	0
vs. Texas A&M	1/1	1	21	21.0	0	21	0	0	0.0	0
at Georgia	1/1	1	9	9.0	0	9	0	0	0.0	0
at Ole Miss	1/1	3	26	8.7	0	15	0	0	0.0	0
AUBURN	1/1	3	32	10.7	0	19	0	0	0.0	0
UAPB	1/1	0	0	0.0	0	0	0	0	0.0	0
MISSISSIPPI STATE	1/1	3	38	12.7	0	0	0	0	0.0	0
at LSU	1/1	3	31	10.3	0	15	0	0	0.0	0
at Alabama										
MISSOURI										

### SEASON HIGHS

Receptions .....3 (5x) last at LSU (11/13/21)  
 Receiving Yards .....61 vs. Georgia Southern (9/18/21)  
 Receiving Touchdowns .....1 vs. Rice (9/4/21)  
 Long Reception .....47 vs. Georgia Southern (9/18/21)

### CAREER HIGHS

Receptions .....4 vs. San Jose State (9/21/19)  
 Receiving Yards .....61 vs. Georgia Southern (9/18/21)  
 Receiving Touchdowns .....1 (5x) last vs. Georgia Southern (9/18/21)  
 Long Reception .....47 vs. Georgia Southern (9/18/21)





## DOMINIQUE JOHNSON 20

Running Back | 6-1 | 235 | Sophomore  
Crowley, Texas | Crowley HS

### QUICK HITS

- Recorded the team's third individual rushing performance of 100+ yards against Miss. State, setting career-highs in virtually every major rushing statistical category.
- Scored the game winning TD with 21 seconds left in the fourth quarter against Miss. State on a 4-yard rush and scored the following 2-point conversion.
- Leads the team in rushing touchdowns, scored in each of the season's first three weeks.
- Spent time as a tight end in fall camp of 2021.
- In 2020, saw action primarily on special teams, appeared in two offensive snaps.
- Rated a three-star prospect by Rivals, 247Sports and ESPN

### CAREER STATS

	GP/GS	RUSHING					RECEIVING				
		ATT	YDS	AVG	TD	LNG	REC	YDS	AVG	TD	LNG
2020	7/0	0	0	0.0	0	0	0	0	0.0	0	0
2021	10/3	71	456	6.4	6	48	6	74	12.3	1	11
<b>TOTAL</b>	<b>17/3</b>	<b>71</b>	<b>456</b>	<b>6.4</b>	<b>6</b>	<b>48</b>	<b>6</b>	<b>74</b>	<b>12.3</b>	<b>1</b>	<b>11</b>

### GAME-BY-GAME STATS

	GP/GS	RUSHING					RECEIVING				
		ATT	YDS	AVG	TD	LNG	REC	YDS	AVG	TD	LNG
RICE	1/0	4	16	4.0	1	7	0	0	0.0	0	0
TEXAS	1/0	6	44	7.3	1	19	0	0	0.0	0	0
GEORGIA SOUTHERN	1/0	5	72	14.4	1	48	0	0	0.0	0	0
vs. Texas A&M	1/0	6	19	3.2	0	16	0	0	0.0	0	0
at Georgia	1/0	2	6	3.0	0	4	0	0	0.0	0	0
at Ole Miss	1/0	4	19	4.8	0	9	1	11	11.0	0	11
AUBURN	1/1	6	42	7.0	1	17	2	16	8.0	0	9
UAPB	1/0	6	91	15.2	0	34	0	0	0.0	0	0
MISSISSIPPI STATE	1/1	17	107	6.3	2	24	1	7	7.0	0	7
at LSU	1/1	15	40	2.7	0	13	2	40	20.0	1	43
at Alabama											
MISSOURI											

### SEASON HIGHS

Rushes	17 vs. Mississippi State (11/6/21)
Rushing Yards	107 vs. Mississippi State (11/6/21)
Rushing Touchdowns	2 vs. Mississippi State (11/6/21)
Long Rush	48 vs. Georgia Southern (9/18/21)
100-Yard Games	1 vs. Mississippi State (11/6/21)
Receptions	2 (2x) last at LSU (11/13/21)
Receiving Yards	40 at LSU (11/13/21)
Receiving Touchdowns	1 at LSU (11/13/21)
Long Reception	43 at LSU (11/13/21)

### CAREER HIGHS

Rushes	17 vs. Mississippi State (11/6/21)
Rushing Yards	107 vs. Mississippi State (11/6/21)
Rushing Touchdowns	2 vs. Mississippi State (11/6/21)
Long Rush	48 vs. Georgia Southern (9/18/21)
100-Yard Games	1 vs. Mississippi State (11/6/21)
Receptions	2 (2x) last at LSU (11/13/21)
Receiving Yards	40 at LSU (11/13/21)
Receiving Touchdowns	1 at LSU (11/13/21)
Long Reception	43 at LSU (11/13/21)



## MONTARIC BROWN 21

Defensive Back | 6-0 | 190 | R-Senior  
Ashdown, Ark. | Ashdown HS

### QUICK HITS

- Intercepted three passes in a season for the first time in his career.
- Leads the team in interceptions.
- Finished the 2019 season tied for fifth on the team in tackles (39).
- Recorded a career-best six tackles in the 2019 season finale against Missouri.
- Picked off Texas A&M QB Kellen Mond in the end zone for his first career INT against Texas A&M.
- Nickname - Buster - given to him by HS coach & town of Ashdown, Ark.
- Consensus four-star prospect and No. 1 player in Arkansas.

### CAREER STATS

	GP/GS	UA	A	TOT	TFL-YDS	SCK-YDS	FF	FR-YDS	INT-YDS	QBH	BRUP
2018	11/3	8	1	9	0.0-0	0.0-0	0	0-0	0-0	0	1
2019	10/10	25	14	39	1.0-3	0.0-0	0	1-0	1-12	0	3
2020	8/8	20	11	31	2.0-7	0.0-0	1	0-0	1-0	1	6
2021	10/10	20	24	44	1.0-3	0.0-0	0	0-0	4-2	0	4
<b>TOTAL</b>	<b>39/31</b>	<b>73</b>	<b>50</b>	<b>123</b>	<b>4.0-13</b>	<b>0.0-0</b>	<b>1</b>	<b>1-0</b>	<b>6-14</b>	<b>0</b>	<b>14</b>

### GAME-BY-GAME STATS

	GP/GS	UA	A	TOT	TFL-YDS	SCK-YDS	FF	FR-YDS	INT-YDS	QBH	BRUP
RICE	1/1	1	2	3	0.0-0	0.0-0	0	0-0	1-5	0	0
TEXAS	1/1	1	1	2	0.0-0	0.0-0	0	0-0	0-0	0	0
GEORGIA SOUTHERN	1/1	3	1	4	0.0-0	0.0-0	0	0-0	0-0	0	0
vs. Texas A&M	1/1	3	3	6	0.5-2	0.0-0	0	0-0	1-0	0	0
at Georgia	1/1	4	2	6	0.0-0	0.0-0	0	0-0	0-0	0	0
at Ole Miss	1/1	3	2	5	0.5-1	0.0-0	0	0-0	0-0	0	2
AUBURN	1/1	1	7	8	0.0-0	0.0-0	0	0-0	1-3	0	0
UAPB	1/1	0	1	1	0.0-0	0.0-0	0	0-0	0-0	0	0
MISSISSIPPI STATE	1/1	2	2	4	0.0-0	0.0-0	0	0-0	0-0	0	1
at LSU	1/1	2	3	5	0.0-0	0.0-0	0	0-0	1-0	0	1
at Alabama											
MISSOURI											

### SEASON HIGHS

Tackles	8 vs. Auburn (10/16/21)
Double-Figure Tackle Games	
Tackles For Loss	0.5 (2x) last at Ole Miss (10/9/21)
Sacks	
Interceptions	1 (4x) last at LSU (11/13/21)
Interception Return Yards	5 vs. Rice (9/4/21)
QB Hurries	
Pass Breakups	2 at Ole Miss (10/9/21)
Forced Fumbles	

### CAREER HIGHS

Tackles	8 vs. Auburn (10/16/21)
Double-Figure Tackle Games	
Tackles For Loss	1.0 (3x) last at Florida (11/14/20)
Sacks	
Interceptions	1 (6x) last at LSU (11/13/21)
Interception Return Yards	12 vs. Texas A&M (9/28/19)
QB Hurries	
Pass Breakups	2 (3x) last at Ole Miss (10/9/21)
Forced Fumbles	1 vs. LSU (11/21/20)

# GAME 11: ALABAMA



## TRELON SMITH

22

Running Back | 5-9 | 190 | R-Junior  
Houston, Texas | Arizona State

### QUICK HITS

- Started the season opener for the first time in his career against Rice and ran for 102 yards.
- Team's leader in rushing yards.
- Ranked 10th in the SEC in rushing (710 yards) in 2020.
- Ran for a career-best 172 yards at Missouri scoring three TDs to become first Arkansas RB to score three TDs in a game since 2015.
- Recorded his first career 100-yard game at No. 6 Florida, rushing for 118 yards on just eight carries thanks to a career-best 83-yard TD run for his first career rushing TD.
- In his first career start at Auburn, rushed for 81 yards and caught six passes for a career-high 78 yards and his first score.
- Did not play during the 2019 season at Arkansas due to NCAA transfer regulations.

### CAREER STATS

	RUSHING					RECEIVING				
	GP/GS	ATT	YDS	AVG	TD	LNG	REC	YDS	AVG	TD
2017*	4/0	1	4	4.0	0	4	0	0	0	0
2018*	4/0	11	56	5.1	0	19	4	22	5.5	0
2019	--- DNP due to transfer rules ---									
2020	10/4	134	710	5.3	5	83	22	159	7.2	1
2021	10/7	101	513	5.1	4	28	2	12	6.0	0
<b>TOTAL</b>	<b>28/11</b>	<b>247</b>	<b>1,283</b>	<b>5.2</b>	<b>9</b>	<b>83</b>	<b>28</b>	<b>193</b>	<b>6.9</b>	<b>1</b>

\* 2017 & 2018 at Arizona State

### GAME-BY-GAME STATS

	RUSHING					RECEIVING				
	GP/GS	ATT	YDS	AVG	TD	LNG	REC	YDS	AVG	TD
RICE	1/1	22	102	4.6	1	20	0	0	0.0	0
TEXAS	1/1	12	75	6.3	1	22	1	10	10.0	0
GEORGIA SOUTHERN	1/1	8	39	4.9	1	13	0	0	0.0	0
vs. Texas A&M	1/1	17	82	4.8	0	19	0	0	0.0	0
at Georgia	1/1	3	4	1.3	0	2	0	0	0.0	0
at Ole Miss	1/1	11	85	7.7	1	19	1	2	2.0	0
AUBURN	1/0	10	48	4.8	0	10	0	0	0.0	0
UAPB	1/1	7	24	3.4	0	8	0	0	0.0	0
MISSISSIPPI STATE	1/0	5	17	3.4	0	6	0	0	0.0	0
at LSU	1/0	6	37	6.2	0	28	0	0	0.0	0
at Alabama										
MISSOURI										

### SEASON HIGHS

Rushes	22 vs. Rice (9/4/21)
Rushing Yards	102 vs. Rice (9/4/21)
Rushing Touchdowns	1 (4x) last at Ole Miss (10/9/21)
Long Rush	28 at LSU (11/13/21)
100-Yard Games	1 vs. Rice (9/4/21)
Receptions	1 (2x) last at Ole Miss (10/9/21)
Receiving Yards	10 vs. Texas (9/11/21)
Receiving Touchdowns	
Long Reception	10 vs. Texas (9/11/21)

### CAREER HIGHS

Rushes	26 at Missouri (12/5/20)
Rushing Yards	172 at Missouri (12/5/20)
Rushing Touchdowns	3 at Missouri (12/5/20)
Long Rush	83 at Florida (11/14/20)
100-Yard Games	3 - last vs. Rice (9/4/21)
Receptions	6 at Auburn (10/10/20)
Receiving Yards	78 at Auburn (10/10/20)
Receiving Touchdowns	1 at Auburn (10/10/20)
Long Reception	25 at Auburn (10/10/20)



## HAYDEN HENRY

27

Linebacker | 6-2 | 225 | R-Senior  
Little Rock, Ark. | Pulaski Academy



### QUICK HITS

- Missed the first half against Rice due to a targeting penalty in the 2020 finale.
- Recorded first career sack in the 2019 season opener against Portland State.
- Forced a fumble that was returned for a TD by LaDarius Bishop against Colorado State in 2019.
- Named 2018 & 2019 Fall SEC Academic Honor Roll.
- Razorback Bloodline: Grandfather, Skip Coffman, played basketball (1957-62), father, Mark, played football (1988-91), brothers Hunter (2013-15) & Hudson (current) play FB.
- Brother Hunter is a tight end for the Los Angeles Chargers.
- Razorback Bloodline: Grandfather, Skip Coffman, played basketball (1957-62), father, Mark, played football (1988-91), brothers Hunter (2013-15) & Hudson (current) play FB.

### CAREER STATS

	GP/GS	UA	A	TOT	TFL-YDS	SCK-YDS	FF	FR-YDS	INT-YDS	QBH	BRUP
2017	12/0	3	0	3	0.0-0	0.0-0	0	0-0	0-0	0	0
2018	12/1	9	15	24	0.0-0	0.0-0	0	0-0	0-0	0	0
2019	10/0	16	15	31	2.5-9	1.0-7	1	0-0	0-0	0	2
2020	10/3	14	11	25	3.0-11	1.0-8	0	0-0	0-0	0	1
2021	10/9	38	42	80	8.5-12	2.0-11	0	0-0	0-0	5	0
<b>TOTAL</b>	<b>54/13</b>	<b>80</b>	<b>83</b>	<b>163</b>	<b>14.0-43</b>	<b>4.0-26</b>	<b>1</b>	<b>0-0</b>	<b>0-0</b>	<b>5</b>	<b>3</b>

### GAME-BY-GAME STATS

	GP/GS	UA	A	TOT	TFL-YDS	SCK-YDS	FF	FR-YDS	INT-YDS	QBH	BRUP
RICE	1/0	2	3	5	1.0-1	0.0-0	0	0-0	0-0	0	0
TEXAS	1/1	3	12	15	2.5-4	0.0-0	0	0-0	0-0	0	0
GEORGIA SOUTHERN	1/1	0	4	4	0.0-0	0.0-0	0	0-0	0-0	1	0
vs. Texas A&M	1/1	5	2	7	2.0-4	1.0-1	0	0-0	0-0	1	0
at Georgia	1/1	3	5	8	0.0-0	0.0-0	0	0-0	0-0	0	0
at Ole Miss	1/1	5	6	11	1.0-2	0.0-0	0	0-0	0-0	2	0
AUBURN	1/1	3	5	8	1.0-1	0.0-0	0	0-0	0-0	0	0
UAPB	1/1	3	0	3	0.0-0	0.0-0	0	0-0	0-0	1	0
MISSISSIPPI STATE	1/1	4	4	8	0.0-0	0.0-0	0	0-0	0-0	0	0
at LSU	1/1	9	1	10	1.0-10	1.0-10	0	0-0	0-0	0	0
at Alabama											
MISSOURI											

### SEASON HIGHS

Tackles	15 vs. Texas (9/11/21)
Tackles For Loss	2.5 vs. Texas (9/11/21)
Sacks	1.0 (2x) last at LSU (11/13/21)
Interceptions	
Interception Return Yards	
QB Hurries	2 at Ole Miss (10/9/21)
Pass Breakups	
Forced Fumbles	

### CAREER HIGHS

Tackles	15 vs. Texas (9/11/21)
Tackles For Loss	2.5 vs. Texas (9/11/21)
Sacks	1.0 (4x) last at LSU (11/13/21)
Interceptions	
Interception Return Yards	
Double-Digit Tackle Games	2 last vs. Ole Miss (10/9/21)
QB Hurries	2 at Ole Miss (10/9/21)
Pass Breakups	1 (3x) last vs. Ole Miss (10/17/20)
Forced Fumbles	1 vs. Colorado State (9/14/19)

# GAME 11: ALABAMA



## GRANT MORGAN

31

Linebacker | 5-11 | 235 | R-Senior  
Greenwood HS | Greenwood, Ark.



### QUICK HITS

- Missed bulk of the season opener vs. Rice due to a targeting penalty in the first quarter.
- Began Arkansas career as walk-on, placed on scholarship Aug. 2018 - Burlsworth Trophy finalist. Also a Butkus Award semifinalist, which is awarded to the nation's top linebacker.
- Walter Camp and AFCA Second Team All-American, First Team All-SEC (AP and Coaches).
- Led the SEC in 2020 in total tackles, ranked third in the country in tackles.
- Two games last year with 19 tackles, four games with 15+ tackles, double-digit tackles.
- Recorded 19 tackles, 3.0 TFL, 1.0 sack, 2 PBU and an interception returned for a TD against Ole Miss earned SEC, Nagurski and Bednarik Player of the Week honors.
- Missed first game in four seasons in the season finale against Alabama due to injury.
- Earned undergraduate degree in 2019 in kinesiology, earned graduate degree in 2020 in operations management, plans on enrolling in medical school after playing career.
- Married wife Sydnie Morgan, a former Arkansas Tech softball player, in 2019.
- Brother of former Arkansas wide receiver Drew Morgan.

### CAREER STATS

	GP/GS	UA	A	TOT	TFL-YDS	SCK-YDS	FF	FR-YDS	INT-YDS	QBH	BRUP
2017	12/0	22	16	38	3.5-15	1.0-9	1	0-0	0-0	2	2
2018	12/0	8	16	24	2.5-4	0.0-0	0	0-0	0-0	2	1
2019	12/0	9	30	39	3.0-14	1.0-8	0	0-0	0-0	0	0
2020	9/9	40	71	111	7.5-23	2.0-9	0	0-0	1-23	2	5
2021	10/10	31	47	78	7.0-17	0.5-3	0	0-0	1-0	3	3
<b>TOTAL</b>	<b>55/19</b>	<b>110</b>	<b>180</b>	<b>290</b>	<b>23.5-73</b>	<b>4.5-29</b>	<b>1</b>	<b>0-0</b>	<b>2-23</b>	<b>9</b>	<b>11</b>

### GAME-BY-GAME STATS

	GP/GS	UA	A	TOT	TFL-YDS	SCK-YDS	FF	FR-YDS	INT-YDS	QBH	BRUP
RICE	1/1	0	1	1	0.0-0	0.0-0	0	0-0	0-0	0	0
TEXAS	1/1	4	9	13	2.5-6	0.5-3	0	0-0	0-0	0	0
GEORGIA SOUTHERN	1/1	2	4	6	0.0-0	0.0-0	0	0-0	0-0	0	1
vs. Texas A&M	1/1	4	1	5	1.0-6	0.0-0	0	0-0	0-0	3	1
at Georgia	1/1	7	5	12	1.0-1	0.0-0	0	0-0	0-0	0	0
at Ole Miss	1/1	3	10	13	0.0-0	0.0-0	0	0-0	0-0	0	0
AUBURN	1/1	1	6	7	1.0-2	0.0-0	0	0-0	0-0	0	0
UAPB	1/1	1	2	3	0.0-0	0.0-0	0	0-0	0-0	0	0
MISSISSIPPI STATE	1/1	1	6	7	0.0-0	0.0-0	0	0-0	1-0	0	1
at LSU	1/1	8	3	11	1.5-2	0.0-0	0	0-0	0-0	0	0
at Alabama											
MISSOURI											

### SEASON HIGHS

Tackles .....13 (2x) last at Ole Miss (10/9/21)  
 Double-Figure Tackle Games ..... 3 - last at LSU (11/13/21)  
 Tackles For Loss ..... 2.5 vs. Texas (9/11/21)  
 Sacks ..... 0.5 vs. Texas (9/11/21)  
 Interceptions ..... 1 vs. Mississippi State (11/6/21)  
 Interception Return Yards .....  
 QB Hurries ..... 3 vs. Texas A&M (9/25/21)  
 Pass Breakups ..... 1 (3x) last vs. Mississippi State (11/6/21)  
 Forced Fumbles .....  
 Fumble Recoveries .....

### CAREER HIGHS

Tackles .....19 (2x) last vs. LSU (11/21/20)  
 Double-Figure Tackle Games ..... 10 last at LSU (11/13/21)  
 Tackles For Loss ..... 3.0 vs. Ole Miss (10/17/20)  
 Sacks ..... 1.0 (5x) last vs. LSU (11/21/20)  
 Interceptions ..... 1 (2x) last vs. Mississippi State (11/6/21)  
 Interception Return Yards ..... 23 vs. Ole Miss (10/17/20)  
 QB Hurries ..... 3 vs. Texas A&M (9/25/21)  
 Pass Breakups ..... 2 vs. Ole Miss (10/17/20)  
 Forced Fumbles ..... 1 vs. Auburn (10/21/17)  
 Fumble Recoveries .....



## ERIC GREGORY

50

Defensive Line | 6-4 | 295 | R-Sophomore  
Memphis, Tenn. | IMG Academy

### QUICK HITS

- Ranked second on the team among defensive linemen in tackles and TFL in 2020.
- Made first career INT last year against Tennessee, first Razorback D-lineman to record a pick since JaMichael Winston in 2013 against Louisiana.
- Recorded at least 0.5 sacks in two consecutive games at Auburn and Mississippi State.
- A consensus four-star prospect, ranked the No. 32 strongside defensive end by Rivals.
- Chose Arkansas over Auburn, LSU, Tennessee, Mississippi State, South Carolina and others.

### CAREER STATS

	GP/GS	UA	A	TOT	TFL-YDS	SCK-YDS	FF	FR-YDS	INT-YDS	QBH	BRUP
2019	2/0	1	3	4	0.0-0	0.0-0	0	0-0	0-0	0	0
2020	9/7	12	15	27	3.0-22	2.5-21	0	0-0	1-0	1	0
2021	10/2	3	19	22	0.5-1	0.0-0	0	0-0	0-0	1	1
<b>TOTAL</b>	<b>21/9</b>	<b>16</b>	<b>37</b>	<b>53</b>	<b>3.5-23</b>	<b>2.5-21</b>	<b>0</b>	<b>0-0</b>	<b>1-0</b>	<b>2</b>	<b>1</b>

### GAME-BY-GAME STATS

	GP/GS	UA	A	TOT	TFL-YDS	SCK-YDS	FF	FR-YDS	INT-YDS	QBH	BRUP
RICE	1/0	0	3	3	0.5-1	0.0-0	0	0-0	0-0	0	0
TEXAS	1/0	0	2	2	0.0-0	0.0-0	0	0-0	0-0	1	0
GEORGIA SOUTHERN	1/0	1	0	1	0.0-0	0.0-0	0	0-0	0-0	0	0
vs. Texas A&M	1/0	0	0	0	0.0-0	0.0-0	0	0-0	0-0	0	0
at Georgia	1/0	0	3	3	0.0-0	0.0-0	0	0-0	0-0	0	0
at Ole Miss	1/0	0	3	3	0.0-0	0.0-0	0	0-0	0-0	0	0
AUBURN	1/1	1	2	3	0.0-0	0.0-0	0	0-0	0-0	0	1
UAPB	1/0	0	2	2	0.0-0	0.0-0	0	0-0	0-0	0	0
MISSISSIPPI STATE	1/0	0	1	1	0.0-0	0.0-0	0	0-0	0-0	0	0
at LSU	1/1	1	3	4	0.0-0	0.0-0	0	0-0	0-0	0	0
at Alabama											
MISSOURI											

### SEASON HIGHS

Tackles .....4 at LSU (11/13/21)  
 Tackles For Loss .....0.5 vs. Rice (9/4/21)  
 Sacks .....  
 Interceptions .....  
 Interception Return Yards .....  
 QB Hurries .....1 vs. Georgia Southern (9/18/21)  
 Pass Breakups .....1 vs. Auburn (10/16/21)  
 Forced Fumbles .....

### CAREER HIGHS

Tackles .....6 at Auburn (10/10/20)  
 Tackles For Loss ..... 1.0 (2x) last at Florida (11/14/20)  
 Sacks ..... 1.0 (2x) last at Florida (11/14/20)  
 Interceptions ..... 1 vs. Tennessee (11/7/20)  
 Interception Return Yards .....  
 QB Hurries ..... 1 (2x) last vs. Georgia Southern (11/18/21)  
 Pass Breakups ..... 1 vs. Auburn (10/16/21)  
 Forced Fumbles .....

# GAME 11: ALABAMA



## TRE WILLIAMS

55

Defensive Line | 6-5 | 255 | R-Senior  
Columbia, Mo. | Missouri

### QUICK HITS

- Tied career-high recording 2.0 sacks vs. Texas A&M.
- Tied career-high in tackles in first game in an Arkansas jersey against Rice.
- Played for Arkansas defensive coordinator Barry Odom when he was head coach at Missouri (2017-19).
- Spent January 2021 through April 2021 at Houston.
- One of two defensive line transfers to join Arkansas in 2021 from Missouri (Markell Utsey).
- 2017 SEC All-Freshman Team (Coaches).

### CAREER STATS

	GP/GS	UA	A	TOT	TFL-YDS	SCK-YDS	FF	FR-YDS	INT-YDS	QBH	BRUP
2017*	11/0	15	5	20	4.0-16	3.0-14	1	0-0	0-0	5	0
2018*	12/6	7	13	20	5.0-26	2.5-22	0	0-0	0-0	3	0
2019*	11/8	13	11	24	3.0-15	1.0-8	0	0-0	0-0	5	0
2020*	8/4	13	8	21	2.5-20	2.0-19	1	0-0	0-0	3	0
2021	10/10	9	14	23	6.5-27	6.0-26	0	0-0	0-0	6	0
<b>TOTAL</b>	<b>52/28</b>	<b>57</b>	<b>51</b>	<b>108</b>	<b>21.0-106</b>	<b>14.5-91</b>	<b>2</b>	<b>0-0</b>	<b>0-0</b>	<b>22</b>	<b>0</b>

\* 2017-20 at Missouri

### GAME-BY-GAME STATS

	GP/GS	UA	A	TOT	TFL-YDS	SCK-YDS	FF	FR-YDS	INT-YDS	QBH	BRUP
RICE	1/1	0	5	5	0.0-0	0.0-0	0	0-0	0-0	1	0
TEXAS	1/1	0	2	2	0.5-2	0.5-2	0	0-0	0-0	0	0
GEORGIA SOUTHERN	1/1	1	3	4	2.0-9	1.5-8	0	0-0	0-0	0	0
vs. Texas A&M	1/1	4	0	4	2.0-13	2.0-13	0	0-0	0-0	3	0
at Georgia	1/1	0	0	0	0.0-0	0.0-0	0	0-0	0-0	0	0
at Ole Miss	1/1	0	0	0	0.0-0	0.0-0	0	0-0	0-0	0	0
AUBURN	1/1	0	2	2	0.0-0	0.0-0	0	0-0	0-0	0	0
UAPB	1/1	0	0	0	0.0-0	0.0-0	0	0-0	0-0	1	0
MISSISSIPPI STATE	1/1	4	0	4	2.0-3	2.0-3	0	0-0	0-0	1	0
at LSU	1/1	0	2	2	0.0-0	0.0-0	0	0-0	0-0	0	0
at Alabama											
MISSOURI											

### SEASON HIGHS

Tackles ..... 5 vs. Rice (9/4/21)  
Tackles For Loss ..... 2.0 (3x) last vs. Mississippi State (11/6/21)  
Sacks ..... 2.0 (2x) last vs. Mississippi State (11/6/21)  
Interceptions .....  
Interception Return Yards .....  
QB Hurries ..... 3 vs. Texas A&M (9/25/21)  
Pass Breakups .....  
Forced Fumbles .....

### CAREER HIGHS

Tackles ..... 5 (2x) vs. Rice (9/4/21)  
Tackles For Loss ..... 2.0 (5x) last vs. Texas A&M (9/25/21)  
Sacks ..... 2.0 (3x) last vs. Mississippi State (11/6/21)  
Interceptions .....  
Interception Return Yards .....  
QB Hurries ..... 3 (2x) last vs. Texas A&M (9/25/21)  
Pass Breakups .....  
Forced Fumbles .....



## ZACH WILLIAMS

56

Defensive Line | 6-4 | 255 | Junior  
Little Rock, Ark. | Joe T. Robinson HS

### QUICK HITS

- Set a career-high of seven tackles in the 2020 season opener against Georgia, recording his first career sack.
- Totaled 17 of his 22 tackles in 2020 over the season's first three weeks.
- Four-star prospect rated the No. 15 weakside defensive end in the country by 247Sports.
- Son of former Arkansas linebacker Rickey Williams (1984-87)

### CAREER STATS

	GP/GS	UA	A	TOT	TFL-YDS	SCK-YDS	FF	FR-YDS	INT-YDS	QBH	BRUP
2019	9/0	6	6	12	0.0-0	0.0-0	0	0-0	0-0	0	0
2020	9/4	9	13	22	1.5-9	1.0-8	0	0-0	0-0	1	0
2021	10/0	5	14	19	4.0-13	1.5-9	1	0-0	0-0	1	0
<b>TOTAL</b>	<b>27/4</b>	<b>20</b>	<b>33</b>	<b>53</b>	<b>5.5-22</b>	<b>2.5-17</b>	<b>1</b>	<b>0-0</b>	<b>0-0</b>	<b>2</b>	<b>0</b>

### GAME-BY-GAME STATS

	GP/GS	UA	A	TOT	TFL-YDS	SCK-YDS	FF	FR-YDS	INT-YDS	QBH	BRUP
RICE	1/0	2	2	4	0.5-2	0.5-2	0	0-0	0-0	0	0
TEXAS	1/0	1	1	2	0.5-1	0.0-0	1	0-0	0-0	0	0
GEORGIA SOUTHERN	1/0	0	3	3	0.0-0	0.0-0	0	0-0	0-0	1	0
vs. Texas A&M	1/0	0	2	2	0.0-0	0.0-0	0	0-0	0-0	0	0
at Georgia	1/0	1	1	2	1.0-1	0.0-0	0	0-0	0-0	0	0
at Ole Miss	1/0	0	0	0	0.0-0	0.0-0	0	0-0	0-0	0	0
AUBURN	1/0	0	0	0	0.0-0	0.0-0	0	0-0	0-0	0	0
UAPB	1/0	1	4	5	1.5-8	1.0-7	0	0-0	0-0	0	0
MISSISSIPPI STATE	1/0	0	0	0	0.0-0	0.0-0	0	0-0	0-0	0	0
at LSU	1/0	0	1	1	0.5-1	0.0-0	0	0-0	0-0	0	0
at Alabama											
MISSOURI											

### SEASON HIGHS

Tackles ..... 5 vs. UAPB (10/23/21)  
Tackles For Loss ..... 1.5 vs. UAPB (10/23/21)  
Sacks ..... 1.0 vs. UAPB (10/23/21)  
Interceptions .....  
Interception Return Yards .....  
QB Hurries ..... 1 vs. Georgia Southern (9/18/21)  
Pass Breakups .....  
Forced Fumbles ..... 1 vs. Texas (9/11/21)

### CAREER HIGHS

Tackles ..... 7 vs. Georgia (9/26/20)  
Tackles For Loss ..... 1.5 (2x) last vs. UAPB (10/23/21)  
Sacks ..... 1.0 (2x) last vs. UAPB (10/23/21)  
Interceptions .....  
Interception Return Yards .....  
QB Hurries ..... 1 (2x) last vs. Georgia Southern (9/18/21)  
Pass Breakups .....  
Forced Fumbles ..... 1 vs. Texas (9/11/21)





## WARREN THOMPSON

84

Wide Receiver | 6-3 | 205 | R-Junior  
Seffner, Fla. | Florida State

### QUICK HITS

- Made a career-long 60 yard touchdown grab against Georgia Southern.
- Transferred from Florida State, coming in initially as a walk-on, but was put on-scholarship in fall 2021. Enrolled at Arkansas in May 2021.
- During time at Florida State, played in 16 games with 11 receptions for 195 yards and one touchdown.
- Out of high school, rated a four-star recruit by 247Sports, No. 201 in ESPN300.

### CAREER STATS

	GP/GS	RECEIVING				RUSHING					
		REC	YDS	AVG	TD	LNG	ATT	YDS	AVG	TD	LNG
2018*	4/0	0	0	0.0	0	0	0	0	0	0	0
2019*	6/0	6	91	15.2	0	51	0	0	0	0	0
2020*	6/1	5	104	20.8	1	33	0	0	0	0	0
2021	10/2	16	241	15.1	2	60	0	0	0	0	0
<b>TOTAL</b>	<b>26/3</b>	<b>25</b>	<b>424</b>	<b>17.0</b>	<b>3</b>	<b>60</b>	<b>0</b>	<b>0</b>	<b>0</b>	<b>0</b>	<b>0</b>

\* 2018-20 at Florida State

### GAME-BY-GAME STATS

	GP/GS	RECEIVING				RUSHING					
		REC	YDS	AVG	TD	LNG	ATT	YDS	AVG	TD	LNG
RICE	1/0	0	0	0	0	0	0	0	0	0	0
TEXAS	1/0	3	21	7.0	0	11	0	0	0	0	0
GEORGIA SOUTHERN	1/0	1	60	60.0	1	60	0	0	0	0	0
vs. Texas A&M	1/0	1	10	10.0	0	10	0	0	0	0	0
at Georgia	1/0	2	12	6.0	0	6	0	0	0	0	0
at Ole Miss	1/0	4	76	19.0	1	46	0	0	0	0	0
AUBURN	1/1	2	27	13.5	0	16	0	0	0	0	0
UAPB	1/1	0	0	0.0	0	0	0	0	0	0	0
MISSISSIPPI STATE	1/0	2	12	6.0	0	7	0	0	0	0	0
at LSU	1/0	1	23	23.0	0	23	0	0	0	0	0
at Alabama											
MISSOURI											

### SEASON HIGHS

Receptions .....4 at Ole Miss (10/9/21)  
 Receiving Yards .....76 at Ole Miss (10/9/21)  
 Receiving Touchdowns .....1 (2x) last at Ole Miss (10/9/21)  
 Long Reception .....60 vs. Georgia Southern (9/18/21)

### CAREER HIGHS

Receptions .....4 at Ole Miss (10/9/21)  
 Receiving Yards .....76 at Ole Miss (10/9/21)  
 Receiving Touchdowns .....1 (3x) last at Ole Miss (10/9/21)  
 Long Reception .....60 vs. Georgia Southern (9/18/21)



## BLAKE KERN

87

Tight End | 6-4 | 265 | R-Senior  
Lamar, Ark. | Lamar HS

### QUICK HITS

- Finished fourth on the team in 2020 in receptions.
- Grabbed first career TD last year in the win over Tennessee.
- Led the team in receptions for the first time in his career making four grabs at Florida.
- Saw action in 2018 & 2019 on special teams and as a blocking tight end.
- 2018 and 2020 SEC Academic Honor Roll
- Did not see game action as a freshman and redshirt freshman in 2016 & 2017.
- Former walk-on that was awarded a scholarship before the 2019 season

### CAREER STATS

	GP/GS	RECEIVING				RUSHING					
		REC	YDS	AVG	TD	LNG	ATT	YDS	AVG	TD	LNG
2018	10/0	0	0	0.0	0	0	0	0	0	0	0
2019	12/0	0	0	0.0	0	0	0	0	0	0	0
2020	10/5	20	201	10.1	2	35	0	0	0	0	0
2021	10/10	10	122	12.2	1	21	0	0	0	0	0
<b>TOTAL</b>	<b>42/15</b>	<b>30</b>	<b>323</b>	<b>10.8</b>	<b>3</b>	<b>35</b>	<b>0</b>	<b>0</b>	<b>0</b>	<b>0</b>	<b>0</b>

### GAME-BY-GAME STATS

	GP/GS	RECEIVING				RUSHING					
		REC	YDS	AVG	TD	LNG	ATT	YDS	AVG	TD	LNG
RICE	1/1	1	14	14.0	0	14	0	0	0	0	0
TEXAS	1/1	2	8	4.0	0	7	0	0	0	0	0
GEORGIA SOUTHERN	1/1	1	21	21.0	0	21	0	0	0	0	0
vs. Texas A&M	1/1	0	0	0.0	0	0	0	0	0	0	0
at Georgia	1/1	1	18	18.0	0	0	0	0	0	0	0
at Ole Miss	1/1	0	0	0.0	0	0	0	0	0	0	0
AUBURN	1/1	1	16	16.0	0	0	0	0	0	0	0
UAPB	1/1	2	25	12.5	1	18	0	0	0	0	0
MISSISSIPPI STATE	1/1	0	0	0.0	0	0	0	0	0	0	0
at LSU	1/1	2	20	10.0	0	18	0	0	0	0	0
at Alabama											
MISSOURI											

### SEASON HIGHS

Receptions .....2 (3x) last at LSU (11/13/21)  
 Receiving Yards .....25 vs. UAPB (10/23/21)  
 Receiving Touchdowns .....1 vs. UAPB (10/23/21)  
 Long Reception .....21 vs. Georgia Southern (9/18/21)

### CAREER HIGHS

Receptions .....4 (2x) last at Florida (11/14/20)  
 Receiving Yards .....59 at Auburn (10/10/20)  
 Receiving Touchdowns .....1 (3x) last vs. UAPB (10/23/21)  
 Long Reception .....35 at Auburn (10/10/20)



## ISAIAH NICHOLS

93

Defensive Line | 6-3 | 281 | R-Junior  
Springdale, Ark. | Springdale HS

### QUICK HITS

- Set a career-best making 24 tackles in nine game in 2020.
- Recorded 1.0 TFL and 0.5 SKs in the 2019 season finale against Missouri.
- Consensus three-star prospect out of high school.
- Recorded 43 tackles for loss his final two seasons in high school.
- Finalist for Hooten's Class 7A/6A Defensive Player of the Year.

### CAREER STATS

	GP/GS	UA	A	TOT	TFL-YDS	SCK-YDS	FF	FR-YDS	INT-YDS	QBH	BRUP
2018	3/0	1	0	1	0.0-0	0.0-0	0	0-0	0-0	0	0
2019	12/0	7	10	17	1.0-3	0.5-1	0	0-0	0-0	0	0
2020	9/7	6	18	24	0.5-1	0.5-1	0	0-0	0-0	1	0
2021	10/4	4	11	15	3.5-12	1.5-10	1	0-0	0-0	0	0
<b>TOTAL</b>	<b>34/11</b>	<b>17</b>	<b>37</b>	<b>54</b>	<b>5.0-16</b>	<b>2.5-12</b>	<b>1</b>	<b>0-0</b>	<b>0-0</b>	<b>1</b>	<b>0</b>

### GAME-BY-GAME STATS

	GP/GS	UA	A	TOT	TFL-YDS	SCK-YDS	FF	FR-YDS	INT-YDS	QBH	BRUP
RICE	1/1	1	0	1	1.0-7	1.0-7	1	0-0	0-0	0	0
TEXAS	1/1	0	3	3	0.5-1	0.0-0	0	0-0	0-0	0	0
GEORGIA SOUTHERN	1/1	0	1	1	0.0-0	0.0-0	0	0-0	0-0	0	0
vs. Texas A&M	1/0	0	0	0	0.0-0	0.0-0	0	0-0	0-0	0	0
at Georgia	1/0	0	0	0	0.0-0	0.0-0	0	0-0	0-0	0	0
at Ole Miss	1/0	0	0	0	0.0-0	0.0-0	0	0-0	0-0	0	0
AUBURN	1/1	1	2	3	0.5-1	0.0-0	0	0-0	0-0	0	0
UAPB	1/0	1	2	3	1.0-0	0.0-0	0	0-0	0-0	0	0
MISSISSIPPI STATE	1/0	1	2	3	0.5-3	0.5-3	0	0-0	0-0	0	0
at LSU	1/0	0	1	1	0.0-0	0.0-0	0	0-0	0-0	0	0
at Alabama											
MISSOURI											

### SEASON HIGHS

Tackles ..... 3 (4x) last vs. Mississippi State (11/6/21)  
Tackles For Loss ..... 1.0 (2x) last vs. UAPB (10/23/21)  
Sacks ..... 1.0 vs. Rice (9/4/21)  
Interceptions .....  
Interception Return Yards .....  
QB Hurries .....  
Pass Breakups .....  
Forced Fumbles ..... 1 vs. Rice (9/4/21)

### CAREER HIGHS

Tackles ..... 6 vs. Alabama (12/12/20)  
Tackles For Loss ..... 1.0 (2x) last vs. UAPB (10/23/21)  
Sacks ..... 1.0 (2x) last vs. Rice (9/4/21)  
Interceptions .....  
Interception Return Yards .....  
QB Hurries .....  
Pass Breakups .....  
Forced Fumbles ..... 1 vs. Rice (9/4/21)



## JOHN RIDGEWAY

99

Defensive Line | 6-6 | 320 | R-Senior  
Bloomington, Ill. | Illinois State

### QUICK HITS

- In spring of 2021, named All-MVFC first team, leading the Redbirds in tackles
- Named All-MVFC Honorable Mention in 2019, part of a defensive that ranked No. 4 in FCS in scoring defense (16.0 ppg) and reached the FCS Playoffs Quarterfinals with a No. 13 ranking
- Named FCS Freshman All-American by Phil Steele and MVFC All-Newcomer Team member in 2018.
- Transitioned from offensive to defensive line ahead of first season at Illinois State.
- In high school, was a four year letterwinner in wrestling, winning the Illinois state title in 2017.

### CAREER STATS

	GP/GS	UA	A	TOT	TFL-YDS	SCK-YDS	FF	FR-YDS	INT-YDS	QBH	BRUP
2018*	11/10	9	21	30	2.0-4	1.0-3	0	1-32	0-0	0	0
2019*	15/15	28	22	50	3.0-5	0.0-0	1	0-0	0-0	0	2
2021*	4/4	14	8	22	3.0-10	0.0-0	0	0-0	1-6	3	1
2021	9/8	8	25	33	4.0-13	2.0-10	0	0-0	0-0	1	0
<b>TOTAL</b>	<b>39/37</b>	<b>59</b>	<b>76</b>	<b>135</b>	<b>12.0-32</b>	<b>3.0-13</b>	<b>1</b>	<b>1-32</b>	<b>1-6</b>	<b>4</b>	<b>3</b>

\* 2018-21 at Illinois State (Including 2021 spring season)

### GAME-BY-GAME STATS

	GP/GS	UA	A	TOT	TFL-YDS	SCK-YDS	FF	FR-YDS	INT-YDS	QBH	BRUP
RICE					-- DNP --						
TEXAS	1/0	3	3	6	1.0-5	1.0-5	0	0-0	0-0	0	0
GEORGIA SOUTHERN	1/1	0	4	4	1.0-1	0.0-0	0	0-0	0-0	0	0
vs. Texas A&M	1/1	0	1	1	0.5-2	0.0-0	0	0-0	0-0	1	0
at Georgia	1/1	0	7	7	0.0-0	0.0-0	0	0-0	0-0	0	0
at Ole Miss	1/1	0	2	2	0.0-0	0.0-0	0	0-0	0-0	0	0
Auburn	1/1	1	3	4	0.5-1	0.0-0	0	0-0	0-0	0	0
UAPB	1/1	0	2	2	0.0-0	0.0-0	0	0-0	0-0	0	0
MISSISSIPPI STATE	1/1	2	2	4	0.0-0	0.0-0	0	0-0	0-0	0	0
at LSU	1/1	2	1	3	1.0-5	1.0-5	0	0-0	0-0	0	0
at Alabama											
MISSOURI											

### SEASON HIGHS

Tackles ..... 7 at Georgia (10/2/21)  
Tackles For Loss ..... 1.0 (3x) last at LSU (11/13/21)  
Sacks ..... 1.0 (2x) last at LSU (11/13/21)  
Interceptions .....  
Interception Return Yards .....  
QB Hurries ..... 1 vs. vs. Texas A&M (9/25/21)  
Pass Breakups .....  
Forced Fumbles .....

### CAREER HIGHS

Tackles ..... 9 vs. North Dakota State (10/5/19)\*  
Tackles For Loss ..... 1.0 (9x) last at LSU (11/13/21)  
Sacks ..... 1.0 (3x) last at LSU (11/13/21)  
Interceptions ..... 1 vs. South Dakota (2/27/21)\*  
Interception Return Yards ..... 6 vs. South Dakota (2/27/21)\*  
QB Hurries ..... 2 vs. South Dakota (2/27/21)\*  
Pass Breakups ..... 2 at Northern Illinois (8/31/19)\*  
Forced Fumbles ..... 1 vs. Indiana State (10/26/19)\*

\* at Illinois State

## GAME 1 ||| RICE

Rice (0-1) ..... 17  
Arkansas (1-0) ..... 38

September 4, 2021 | Fayetteville, Ark.  
Donald W. Reynolds Razorback Stadium | Time: 1 p.m. | Attendance: 64,065  
TV: SECN+/ESPN+ > Mike Couzens (PBP), Dustin Fox (Analyst) & Tera Talmadge (Sideline)

### SCORING SUMMARY

	1st	2nd	3rd	4th	Final
Rice	0	10	7	0	17
Arkansas	7	0	10	21	38

#### QTR. TEAM SCORING PLAY

1st	ARK	Jefferson 34 yd run (Little kick), 8-80 2:32
2nd	RICE	RICCITELLI 25 yd field goal, 6-14 2:59
	RICE	MYERS 1 yd run (RICCITELLI kick), 8-41 2:21
3rd	RICE	PITRE III. 41 yd pass from (RICCITELLI kick), 2-56 0:48
	ARK	Jefferson 5 yd run (Little kick), 6-57 2:10
	ARK	Little 34 yd field goal, 11-65 4:24
4th	ARK	Smith 2 yd run (Little kick), 3-4 1:07
	ARK	Morris 9 yd pass from (Little kick), 4-68 1:47
	ARK	D. Johnson 3 yd run (Little kick), 4-16 1:39

### TEAM STATISTICS

	RICE	ARKANSAS
FIRST DOWNS	19	18
RUSHES-YARDS (NET)	39-81	44-245
PASSING YDS (NET)	227	128
Passes Att-Comp-Int.	35-17-3	21-12-1
TOTAL OFFENSE PLAYS-YARDS	74-308	65-373
Fumble Returns-Yards	0-0	0-0
Punt Returns-Yards	0-19	0-4
Kickoff Returns-Yards	1-16	4-108
Interception Returns-Yards	1-0	3-88
Punts (Number-Avg)	6-40.3	6-31.7
Fumbles-Lost	1-0	2-0
Penalties-Yards	10-60	13-117
Possession Time	33:54	26:06
Third-Down Conversions	4 of 16	3 of 11
Fourth-Down Conversions	1 of 2	0 of 1
Red-Zone Scores-Chances	2-4	5-5
Sacks By: Number-Yards	2-0	2-0



**DB JALEN CATALON** picked off a pair of passes and made 11 tackles to lead a stout Arkansas defense that produced three interceptions in the opener vs. Rice.

### RICE

RUSHING	Att.	Gain	Lost	Net	TD	Long	Avg.
GRIFFIN, Khalan	13	36	1	35	0	7	2.7
MYERS, Jordan	10	26	3	23	1	7	2.3
BROUSSARD, Ari	6	19	0	19	0	5	3.2
MCCAFFREY, Luke	4	9	1	8	0	5	2.0
SUCKLEY, B.	1	7	0	7	0	7	7.0
MONTGOMERY, C.	1	0	2	-2	0	0	-2.0
GREEN, Wiley	4	2	11	-9	0	1	-2.2
Totals...	39	99	18	81	1	7	2.1

PASSING	Comp.	Att.	Int	Yds	TDs	Long	Sack
GREEN, Wiley	12	25	3	152	1	41	2
MCCAFFREY, Luke	5	10	0	75	0	35	0
Totals...	17	35	3	227	1	41	2

RECEIVING	No.	Yds	TD	Long
PITRE III, A.	4	97	1	41
BAILEY, Jake	4	47	0	20
ROZNER, Bradley	2	30	0	20
BULL, Jaeger	2	14	0	10
MYERS, Jordan	2	11	0	11
PATTERSON, C.	1	15	0	15
FRENCH, Robert	1	8	0	8
BRADLEY, Jack	1	5	0	5
Totals...	17	227	1	41

PUNTING	No.	Yds	Avg.	Long	I20	50+	TB
MEENDES, Charlie	6	242	40.3	49	2	0	2

FIELD GOALS	Made	Att.	Long	Kicks
RICCITELLI, C.	1	2	25	36x, 25

### ARKANSAS

RUSHING	Att.	Gain	Lost	Net	TD	Long	Avg.
Trelon Smith	22	102	0	102	1	20	4.6
K.J. Jefferson	9	102	13	89	2	38	9.9
Raheim Sanders	7	44	0	44	0	12	6.3
D. Johnson	4	16	0	16	1	7	4.0
Treyton Burks	1	0	2	-2	0	0	-2.0
TEAM	1	0	4	-4	0	0	-4.0
Totals...	44	264	19	245	4	38	5.6

PASSING	Comp.	Att.	Int	Yds	TDs	Long	Sack
K.J. Jefferson	12	21	1	128	1	31	2

RECEIVING	No.	Yds	TD	Long
Treyton Burks	5	42	0	17
Tyson Morris	3	42	1	31
De'Vion Warren	2	14	0	10
K. Jackson Jr.	1	16	0	16
Blake Kern	1	14	0	14
Totals...	12	128	1	31

PUNTING	No.	Yds	Avg.	Long	I20	50+	TB
Reid Bauer	5	190	38.0	45	1	0	0
TEAM	1	0	0.0	0	0	0	0
Totals...	6	190	31.7	45	1	0	0

FIELD GOALS	Made	Att.	Long	Kicks
Cam Little	1	1	34	34

#15/#15 Texas (1-1).....21  
Arkansas (2-0).....40

September 11, 2021 | Fayetteville, Ark.

Donald W. Reynolds Razorback Stadium | Time: 6 p.m. | Attendance: 74,531

TV: ESPN > Joe Tessitore (PBP), Greg McElroy (Analyst) & Katie George (Sideline)

### SCORING SUMMARY

	1st	2nd	3rd	4th	Final
Texas	0	0	7	14	21
Arkansas	3	13	17	7	40

#### QTR. TEAM SCORING PLAY

1st	ARK	Little 24 yd field goal, 12:57 5:29
2nd	ARK	D. Johnson 5 yd run (Little kick), 7:66 2:48
	ARK	Little 24 yd field goal, 4:12 1:15
	ARK	Little 44 yd field goal, 7:53 3:02
3rd	TEX	B. Robinson 1 yd run (Dicker kick), 6:26 2:31
	ARK	T. Smith 1 yd run (Cam Little kick), 6:81 1:56
	ARK	Little 22 yd field goal, 10:38 4:05
	ARK	Sanders 26 yd run (Little kick), 1:32 0:10
4th	TEX	Thompson 5 yd run (Dicker kick), 10:75 3:17
	ARK	Green 30 yd run (Little kick), 8:75 5:06
	TEX	Thompson 2 yd run (Dicker kick), 14:75 6:01

### TEAM STATISTICS

	TEXAS	ARKANSAS
FIRST DOWNS.....	15	21
RUSHES-YARDS (NET).....	41-138	47-333
PASSING YDS (NET).....	118	138
Passes Att-Comp-Int.....	23-13-0	19-14-1
TOTAL OFFENSE PLAYS-YARDS.....	64-256	66-471
Fumble Returns-Yards.....	0-0	1-6
Punt Returns-Yards.....	0-0	2-9
Kickoff Returns-Yards.....	2-38	1-19
Interception Returns-Yards.....	1-9	0-0
Punts (Number-Avg).....	6-39.3	2-40.0
Fumbles-Lost.....	2-1	1-0
Penalties-Yards.....	4-20	4-40
Possession Time.....	28:57	31:03
Third-Down Conversions.....	4 of 13	5 of 12
Fourth-Down Conversions.....	1 of 2	1 of 1
Red-Zone Scores-Chances.....	3-3	5-6
Sacks By: Number-Yards.....	0-0	3-13



**LB HAYDEN HENRY** fueled a fiery Arkansas defense that did not allow a play longer than 25 yards in the win. Henry made a career-best 15 tackles with 2.5 TFLs to earn Walter Camp Defensive Player of the Week honors.

### TEXAS

RUSHING	Att.	Gain	Lost	Net	TD	Long	Avg.
Robinson,Bijan	19	77	8	69	1	20	3.6
Thompson,Casey	7	44	0	44	2	9	6.3
Card,Hudson	8	23	10	13	0	5	1.6
Robinson,Keilan	6	11	2	9	0	6	1.5
Johnson,Roschon	1	3	0	3	0	3	3.0
Totals...	41	158	20	138	3	20	3.4

PASSING	Comp.	Att.	Int	Yds	TDs	Long	Sack
Card,Hudson	8	15	0	61	0	25	3
Thompson,Casey	5	8	0	57	0	16	0
Totals...	13	23	0	118	0	25	3

RECEIVING	No.	Yds	TD	Long
Whittington,Jor	5	32	0	15
Worthy,Xavier	2	41	0	25
Dixon,Kelvontay	2	26	0	15
Johnson,Roschon	2	15	0	9
Robinson,Bijan	1	4	0	4
Davis,Juan	1	0	0	0
Totals...	13	118	0	25

PUNTING	No.	Yds	Avg.	Long	I20	50+	TB
Dicker,Cameron	5	236	47.2	54	2	2	0
TEAM	1	0	0.0	0	0	0	0
Totals...	6	236	39.3	54	2	2	0

FIELD GOALS	Made	Att.	Long	Kicks
-------------	------	------	------	-------

### ARKANSAS

RUSHING	Att.	Gain	Lost	Net	TD	Long	Avg.
Trelon Smith	12	78	3	75	1	22	6.2
KJ Jefferson	10	75	2	73	0	34	7.3
AJ Green	7	68	1	67	1	30	9.6
Raheim Sanders	8	50	0	50	1	26	6.2
D. Johnson	6	45	1	44	1	19	7.3
Malik Hornsby	1	29	0	29	0	29	29.0
Josh Oglesby	1	2	0	2	0	2	2.0
TEAM	2	0	7	-7	0	0	-3.5
Totals...	47	347	14	333	4	34	7.1

PASSING	Comp.	Att.	Int	Yds	TDs	Long	Sack
KJ Jefferson	14	19	1	138	0	45	0

RECEIVING	No.	Yds	TD	Long
Treyton Burks	5	37	0	20
Warren Thompson	3	21	0	11
Blake Kern	2	8	0	7
Tyson Morris	1	45	0	45
Trelon Smith	1	10	0	10
AJ Green	1	9	0	9
De'Vion Warren	1	8	0	8
Totals...	14	138	0	45

PUNTING	No.	Yds	Avg.	Long	I20	50+	TB
Reid Bauer	2	80	40.0	47	0	0	0

FIELD GOALS	Made	Att.	Long	Kicks
Cam Little	4	4	44	24,24,44,22



## GAME 3 ||| GEORGIA SOUTHERN

Georgia Southern (1-2).....10  
 #20/#24 Arkansas (3-0).....45

September 18, 2021 | Fayetteville, Ark.

Donald W. Reynolds Razorback Stadium | Time: 3 p.m. | Attendance: 66,311

TV: SECN > Dave Neal (PBP), Deuce McAllister (Analyst) & Andraya Carter (Sideline)

### SCORING SUMMARY

	1st	2nd	3rd	4th	Final
Georgia Southern	0	0	7	14	21
Arkansas	3	13	17	7	40

#### QTR. TEAM SCORING PLAY

1st	ARK	T. Smith 13 yd run (Little kick), 4-73 1:12
	ARK	D. Johnson 11 yd run (Little kick), 15-94 6:30
2nd	ARK	T. Morris 14 yd pass from KJ Jefferson (Little kick), 7-99 1:56
	GS	Tomlin 76 yd run (Raynor,Alex kick), 3-75 1:20
	ARK	Little 25 yd field goal, 7-73 2:48
	GS	Raynor 32 yd field goal, 12-60 2:23
3rd	ARK	W. Thompson 60 yd pass from KJ Jefferson (Little kick), 4-80 1:27
	ARK	Burks 91 yd pass from KJ Jefferson (Little kick), 1-91 0:14
4th	ARK	Hornsby 6 yd run (Little kick), 12-66 5:37

### TEAM STATISTICS

	GA. SOUTHERN	ARKANSAS
FIRST DOWNS.....	11	27
RUSHES-YARDS (NET).....	35-152	48-269
PASSING YDS (NET).....	81	364
Passes Att-Comp-Int.....	28-13-0	25-14-0
TOTAL OFFENSE PLAYS-YARDS.....	63-233	73-633
Fumble Returns-Yards.....	0-0	0-0
Punt Returns-Yards.....	0-0	3-13
Kickoff Returns-Yards.....	0-0	2-36
Interception Returns-Yards.....	0-0	0-0
Punts (Number-Avg).....	10-48.0	5-43.4
Fumbles-Lost.....	2-0	0-0
Penalties-Yards.....	8-50	9-93
Possession Time.....	26:54	33:06
Third-Down Conversions.....	5 of 18	7 of 15
Fourth-Down Conversions.....	1 of 2	1 of 1
Red-Zone Scores-Chances.....	1-1	5-5
Sacks By: Number-Yards.....	0-0	2-13



**QB KJ JEFFERSON** passed for a career-high 366 yards and three TDs in leading the Razorbacks to the eighth most total yards in school history with 633 in the team's third straight win to open the year.

#### GEORGIA SOUTHERN

RUSHING	Att.	Gain	Lost	Net	TD	Long	Avg.
Tomlin,Justin	10	94	29	65	1	76	6.5
Wright,Logan	9	37	0	37	0	8	4.1
Green,Gerald	8	22	2	20	0	19	2.5
Hood,Khaleb	4	20	0	20	0	9	5.0
White,Jalen	4	10	0	10	0	4	2.5
Totals...	35	183	31	152	1	76	4.3

PASSING	Comp.	Att.	Int	Yds	TDs	Long	Sack
Tomlin,Justin	11	23	0	65	0	14	2
Ransom,Cam	2	5	0	16	0	10	0
Totals...	13	28	0	81	0	14	2

RECEIVING	No.	Yds	TD	Long
Hood,Khaleb	6	42	0	14
Wright,Logan	2	15	0	9
Johnson,Beau	2	1	0	1
Carter Jr.,D.	1	10	0	10
White,Jalen	1	10	0	10
Jones,Amare	1	3	0	3
Totals...	13	81	0	14

PUNTING	No.	Yds	Avg.	Long	I20	50+	TB
Beck II,Anthony	10	480	48.0	59	4	4	1

FIELD GOALS	Made	Att.	Long	Kicks
Raynor,Alex	1	1	32	32

#### ARKANSAS

RUSHING	Att.	Gain	Lost	Net	TD	Long	Avg.
D. Johnson	5	72	0	72	1	48	14.4
Raheim Sanders	10	45	2	43	0	11	4.3
Trelon Smith	8	40	1	39	1	13	4.9
AJ Green	7	37	0	37	0	17	5.3
Malik Hornsby	5	32	10	22	1	13	4.4
Javion Hunt	4	19	0	19	0	11	4.8
KJ Jefferson	5	21	3	18	0	17	3.6
Josh Oglesby	3	17	0	17	0	9	5.7
Treyton Burks	1	2	0	2	0	2	2.0
Totals...	48	285	16	269	3	48	5.6

PASSING	Comp.	Att.	Int	Yds	TDs	Long	Sack
KJ Jefferson	13	23	0	366	3	91	0
Malik Hornsby	1	1	0	-2	0	0	0
Jones,John Step	0	1	0	0	0	0	0
Totals...	14	25	0	364	3	91	0

RECEIVING	No.	Yds	TD	Long
Treyton Burks	3	127	1	91
De'Vion Warren	3	67	0	44
Tyson Morris	2	61	1	47
AJ Green	2	20	0	18
J. Crawford	2	8	0	10
Warren Thompson	1	60	1	60
Blake Kern	1	21	0	21
Totals...	14	364	3	91

PUNTING	No.	Yds	Avg.	Long	I20	50+	TB
Reid Bauer	5	217	43.4	60	1	1	0

FIELD GOALS	Made	Att.	Long	Kicks
Cam Little	1	1	25	25

## GAME 4 ||| vs. TEXAS A&M

#7/#5 Texas A&M (3-1, 0-1) .....10  
 #16/#18 Arkansas (4-0, 1-0).....20

September 25, 2021 | Arlington, Texas  
 AT&T Stadium | Time: 2:30 p.m. | Attendance: 57,992  
 TV: CBS > Brad Nessler (PBP), Gary Danielson (Analyst) & Jamie Erdahl (Sideline)

### SCORING SUMMARY

	1st	2nd	3rd	4th	Final
Texas A&M	0	3	7	0	10
Arkansas	10	7	0	3	20

#### QTR. TEAM SCORING PLAY

1st	ARK	Little 46 yd field goal, 8-57 3:17
	ARK	Burks 85 yd pass from KJ Jefferson (Little kick), 1-80 0:11
2nd	ARK	AJ Green 48 yd pass from KJ Jefferson (Little kick), 4-82 1:22
	TAMU	Small 49 yd field goal, 9-46 2:08
3rd	TAMU	Spiller 67 yd run (Small kick), 3-75 1:16
4th	ARK	Little 24 yd field goal, 9-42 3:21

### TEAM STATISTICS

	TEXAS A&M	ARKANSAS
FIRST DOWNS .....	16	20
RUSHES-YARDS (NET).....	23-121	49-197
PASSING YDS (NET).....	151	246
Passes Att-Comp-Int.....	36-20-1	19-9-0
TOTAL OFFENSE PLAYS-YARDS.....	59-272	68-443
Fumble Returns-Yards.....	0-0	0-0
Punt Returns-Yards.....	0-0	3-3
Kickoff Returns-Yards.....	1-32	0-0
Interception Returns-Yards.....	0-0	1-0
Punts (Number-Avg).....	8-45.8	6-40.0
Fumbles-Lost.....	1-0	2-0
Penalties-Yards.....	11-75	10-65
Possession Time.....	29:10	30:50
Third-Down Conversions.....	4 of 14	3 of 13
Fourth-Down Conversions.....	0 of 1	0 of 1
Red-Zone Scores-Chances.....	0-0	1-2
Sacks By: Number-Yards.....	2-13	3-14



**THE ARKANSAS OFFENSIVE LINE** paved the way for 197 yards on the ground against Texas A&M's No. 1 ranked rush defense in the Hogs' first win against the Aggies since 2011.

#### TEXAS A&M

RUSHING	Att.	Gain	Lost	Net	TD	Long	Avg.
Spiller,Isaiah	12	103	8	95	1	67	7.9
Achane,Devon	5	24	0	24	0	8	4.8
Calzada,Zach	5	16	14	2	0	11	0.4
TEAM	1	0	0	0	0	0	0.0
Totals...	23	143	22	121	1	67	5.

PASSING	Comp.	Att.	Int	Yds	TDs	Long	Sack
Calzada,Zach	20	36	1	151	0	23	3

RECEIVING	No.	Yds	TD	Long
Achane,Devon	6	18	0	14
Spiller,Isaiah	5	26	0	19
Preston,Jalen	3	33	0	11
Smith,Ainias	2	35	0	23
Demas,DeMond	2	13	0	8
Wydermyer,Jalen	1	18	0	18
Wright,Max	1	8	0	8
Totals...	20	151	0	23

PUNTING	No.	Yds	Avg.	Long	I20	50+	TB
Constantinou,N.	8	366	45.8	57	5	3	1

FIELD GOALS	Made	Att.	Long	Kicks
Small,Seth	1	1	49	49

#### ARKANSAS

RUSHING	Att.	Gain	Lost	Net	TD	Long	Avg.
Trelon Smith	17	88	6	82	0	19	4.8
KJ Jefferson	8	55	5	50	0	19	6.2
Raheim Sanders	6	27	0	27	0	12	4.5
D. Johnson	6	24	5	19	0	16	3.2
Treyton Burks	1	14	0	14	0	14	14.0
Malik Hornsby	6	25	13	12	0	16	2.0
AJ Green	3	3	5	-2	0	3	-0.7
TEAM	2	0	5	-5	0	0	-2.5
Totals...	49	236	39	197	0	19	4.0

PASSING	Comp.	Att.	Int	Yds	TDs	Long	Sack
KJ Jefferson	7	15	0	212	2	85	1
Malik Hornsby	1	3	0	7	0	7	1
Warren Thompson	1	1	0	27	0	27	0
Totals...	9	19	0	246	2	85	2

RECEIVING	No.	Yds	TD	Long
Treyton Burks	6	167	1	85
AJ Green	1	48	1	48
Tyson Morris	1	21	0	21
Warren Thompson	1	10	0	10
Totals...	9	246	2	85

PUNTING	No.	Yds	Avg.	Long	I20	50+	TB
Reid Bauer	6	240	40.0	45	2	0	0

FIELD GOALS	Made	Att.	Long	Kicks
Cam Little	2	2	46	46,24

#8/#11 Arkansas (4-1, 1-1)..... 0  
 #2/#2 Georgia (5-0, 3-0)..... 37

October 2, 2021 | Athens, Ga.

Sanford Stadium | Time: 11:00 a.m. | Attendance: 92,746

TV: ESPN > Chris Fowler (PBP), Kirk Herbstreit (Analyst) & Holly Rowe (Sideline)

### SCORING SUMMARY


	1st	2nd	3rd	4th	Final
Arkansas	0	0	0	0	0
Georgia	21	3	3	10	37

#### QTR. TEAM SCORING PLAY

1st	UGA	Z. White 3 yd run (Podlesny kick), 9-75 4:14
	UGA	K. Milton 1 yd run (Podlesny kick), 9-56 4:46
	UGA	Z. White 0 yd blocked punt return (Podlesny kick)
2nd	UGA	Podlesny 46 yd field goal, 9-51 4:39
3rd	UGA	Podlesny 30 yd field goal, 10-33 4:27
4th	UGA	Z. White 15 yd run (Podlesny kick), 11-93 5:50
	UGA	Podlesny 37 yd field goal, 10-42 6:40

### TEAM STATISTICS

	ARKANSAS	GEORGIA
FIRST DOWNS.....	9	22
RUSHES-YARDS (NET).....	29-75	56-273
PASSING YDS (NET).....	87	72
Passes Att-Comp-Int.....	16-10-0	11-7-0
TOTAL OFFENSE PLAYS-YARDS.....	45-162	67-345
Fumble Returns-Yards.....	0-0	0-0
Punt Returns-Yards.....	1-10	4-8
Kickoff Returns-Yards.....	2-15	0-0
Interception Returns-Yards.....	0-0	0-0
Punts (Number-Avg).....	8-37.0	2-43.5
Fumbles-Lost.....	3-0	0-0
Penalties-Yards.....	13-101	6-40
Possession Time.....	23:28	36:32
Third-Down Conversions.....	3 of 12	4 of 12
Fourth-Down Conversions.....	0 of 0	2 of 2
Red-Zone Scores-Chances.....	0-1	5-5
Sacks By: Number-Yards.....	0-0	4-25



**LB GRANT MORGAN** led the Razorbacks with 12 tackles, including one TFL, in the loss at No. 2 Georgia.

### ARKANSAS

RUSHING	Att.	Gain	Lost	Net	TD	Long	Avg.
AJ Green	6	28	0	28	0	10	4.7
Raheim Sanders	6	21	0	21	0	10	3.5
Malik Hornsby	4	17	6	11	0	11	2.8
D. Johnson	2	6	0	6	0	4	3.0
KJ Jefferson	8	27	22	5	0	14	0.6
Trelon Smith	3	4	0	4	0	2	1.3
Totals...	29	103	28	75	0	14	2.6

PASSING	Comp.	Att.	Int	Yds	TDs	Long	Sack
KJ Jefferson	8	13	0	65	0	22	3
Malik Hornsby	2	3	0	22	0	19	1
Totals...	10	16	0	87	0	22	4

RECEIVING	No.	Yds	TD	Long
Treyton Burks	3	10	0	5
Warren Thompson	2	12	0	6
Raheim Sanders	1	22	0	22
J.D. White	1	19	0	19
Blake Kern	1	18	0	18
Tyson Morris	1	9	0	9
AJ Green	1	-3	0	0
Totals...	10	87	0	22

PUNTING	No.	Yds	Avg.	Long	I20	50+	TB
Reid Bauer	7	296	42.3	53	3	1	0
TEAM	1	0	0.0	0	0	0	0
Totals...	8	296	37.0	53	3	1	0

FIELD GOALS	Made	Att.	Long	Kicks
Cam Little	0	1		37x

### GEORGIA

RUSHING	Att.	Gain	Lost	Net	TD	Long	Avg.
Cook, James	12	87	0	87	0	24	7.2
White, Zamir	16	68	0	68	2	15	4.2
McIntosh, Kenny	10	60	3	57	0	15	5.7
Milton, Kendall	12	49	1	48	1	11	4.0
Bennett, Stetson	3	16	0	16	0	9	5.3
Edwards, Daijun	3	0	3	-3	0	0	-1.0
Totals...	56	280	7	273	3	24	4.9

PASSING	Comp.	Att.	Int	Yds	TDs	Long	Sack
Bennett, Stetson	7	11	0	72	0	27	0

RECEIVING	No.	Yds	TD	Long
McConkey, Ladd	3	27	0	16
McIntosh, Kenny	1	27	0	27
Jackson, Kearis	1	7	0	7
Meeks, Jackson	1	6	0	6
Burton, Jermaine	1	5	0	5
Totals...	7	72	0	27

PUNTING	No.	Yds	Avg.	Long	I20	50+	TB
Camarda, Jake	2	87	43.5	47	0	0	0

FIELD GOALS	Made	Att.	Long	Kicks
Podlesny, Jack	3	3	46	46, 30, 37



# GAME 11: ALABAMA

## GAME 6 ||| at OLE MISS

#13/#16 Arkansas (4-2, 1-2).....51  
 #17/#17 Ole Miss (4-1, 1-1) ..... 52

October 9, 2021 | Oxford, Miss.

Vaught-Hemmingway Stadium | Time: 11:00 a.m. | Attendance: 60,256

TV: ESPN > Joe Tessitore (PBP), Greg McElroy (Analyst) & Katie George (Sideline)

### SCORING SUMMARY

	1st	2nd	3rd	4th	Final
Arkansas	7	7	17	20	51
Ole Miss	0	21	10	21	52

QTR.	TEAM	SCORING PLAY
1st	ARK	KJ Jefferson 5 yd run (Little kick), 15-82 6:55
2nd	MISS	Corral 5 yd run (Costa kick failed), 17-75 5:42
	ARK	Smith 14 yd run (Little kick), 9-75 3:03
	MISS	Drummond 67 yd pass from Corral (Corral rush), 2-83 0:33
	MISS	Corral 7 yd run (Costa kick), 9-68 2:39
3rd	MISS	Costa 50 yd field goal, 8-42 3:22
	ARK	Knox 3 yd pass from KJ Jefferson (Little kick), 9-75 4:00
	ARK	Little 31 yd field goal, 5-20 1:53
	MISS	Conner 51 yd run (Costa kick), 3-79 0:44
	ARK	KJ Jefferson 6 yd run (Little kick), 4-75 1:52
4th	MISS	Conner 34 yd run (Costa kick), 10-75 3:29
	ARK	Burks 20 yd pass from KJ Jefferson (Little kick), 4-86 1:52
	MISS	Conner 1 yd run (Costa kick), 7-75 2:11
	ARK	KJ Jefferson 10 yd run (Little kick), 8-65 2:37
	MISS	Sanders 68 yd pass from Corral (Costa kick), 2-75 0:15
	ARK	Thompson 9 yd pass from KJ Jefferson (Burks pass failed), 9-75 1:07

### TEAM STATISTICS

	ARKANSAS	OLE MISS
FIRST DOWNS.....	38	22
RUSHES-YARDS (NET).....	58-350	49-324
PASSING YDS (NET).....	326	287
Passes Att-Comp-Int.....	35-25-1	21-14-0
TOTAL OFFENSE PLAYS-YARDS.....	93-676	70-611
Fumble Returns-Yards.....	0-0	0-0
Punt Returns-Yards.....	1-4	1-30
Kickoff Returns-Yards.....	3-60	2-32
Interception Returns-Yards.....	0-0	1-0
Punts (Number-Avg).....	2-45.0	3-44.0
Fumbles-Lost.....	3-1	0-0
Penalties-Yards.....	4-25	8-75
Possession Time.....	35:35	24:25
Third-Down Conversions.....	7 of 13	5 of 14
Fourth-Down Conversions.....	2 of 2	4 of 5
Red-Zone Scores-Chances.....	8-8	3-3
Sacks By: Number-Yards.....	0-0	1-7



**QB KJ JEFFERSON** was the best QB on the field in Oxford passing for a 326 yards and three TDs while adding three more TDs on the ground with 85 yards rushing to account for six scores and 411 total yards.

### ARKANSAS

RUSHING	Att.	Gain	Lost	Net	TD	Long	Avg.
Raheim Sanders	17	139	0	139	0	42	8.2
Trelon Smith	11	86	1	85	1	19	7.7
KJ Jefferson	20	95	10	85	3	11	4.2
D. Johnson	4	19	0	19	0	9	4.8
AJ Green	3	16	0	16	0	11	5.3
De'Vion Warren	1	11	0	11	0	11	11.0
Treyton Burks	1	1	0	1	0	1	1.0
Malik Hornsby	1	0	6	-6	0	0	-6.0
Totals...	58	367	17	350	4	42	6.0

PASSING	Comp.	Att.	Int	Yds	TDs	Long	Sack
KJ Jefferson	25	35	1	326	3	46	1

RECEIVING	No.	Yds	TD	Long
Treyton Burks	7	136	1	37
Trey Knox	5	37	1	15
Warren Thompson	4	76	1	46
Raheim Sanders	3	26	0	16
Tyson Morris	3	26	0	15
De'Vion Warren	1	12	0	12
D. Johnson	1	11	0	11
Trelon Smith	1	2	0	2
Totals...	25	326	3	46

PUNTING	No.	Yds	Avg.	Long	I20	50+	TB
Reid Bauer	2	90	45.0	53	0	1	0

FIELD GOALS	Made	Att.	Long	Kicks
Cam Little	1	2	31	50x,31

### OLE MISS

RUSHING	Att.	Gain	Lost	Net	TD	Long	Avg.
Parrish Jr., Hen	18	113	2	111	0	33	6.2
Conner, Snoop	12	112	2	110	3	51	9.2
Corral, Matt	15	96	2	94	2	13	6.3
Pearson, Jahcour	2	7	0	7	0	6	3.5
Plumlee, John Rh	1	4	0	4	0	4	4.0
Bullock, Kentrel	1	0	2	-2	0	0	-2.0
Totals...	49	332	8	324	5	51	6.6

PASSING	Comp.	Att.	Int	Yds	TDs	Long	Sack
Corral, Matt	14	21	0	287	2	68	0

RECEIVING	No.	Yds	TD	Long
Sanders, Braylon	2	127	1	68
Drummond, Dontar	2	78	1	67
Plumlee, John Rh	2	32	0	26
Rogers, Chase	2	22	0	14
Pearson, Jahcour	2	12	0	8
Jackson, Dannis	1	10	0	10
Parrish Jr., Hen	1	3	0	3
Bullock, Kentrel	1	2	0	2
Conner, Snoop	1	1	0	1
Totals...	14	287	2	68

PUNTING	No.	Yds	Avg.	Long	I20	50+	TB
Brown, Mac	3	132	44.0	50	1	1	0

FIELD GOALS	Made	Att.	Long	Kicks
Costa, Caden	1	1	50	50



Auburn (5-2, 2-1) ..... 38  
 #17/#17 Arkansas (4-3, 1-3)..... 23

October 16, 2021 | Fayetteville, Ark.  
 Donald W. Reynolds Razorback Stadium | Time: 11:00 a.m. | Attendance: 73,370  
 TV: CBS > Noah Eagle (PBP), Aaron Murray/Rick Neuheisel (Analyst) & Jenny Dell (Sideline)

## SCORING SUMMARY

	1st	2nd	3rd	4th	Final
Auburn	7	7	1	10	38
Arkansas	3	7	13	0	23

### QTR. TEAM SCORING PLAY

1st	AU	Johnson 39 yd pass from Nix (Carlson kick), 6-75 2:44
	ARK	Little 44 yd field goal, 11-49 4:39
2nd	AU	Bigsby 1 yd run (Carlson kick), 9-65 4:18
	ARK	Burks 11 yd pass from KJ Jefferson (Little kick), 12-84 2:35
3rd	ARK	Burks 30 yd pass from KJ Jefferson (Little kick), 6-75 2:30
	AU	Harris 0 yd fumble recovery (Carlson kick)
	AU	Robertson 71 yd pass from Nix (Carlson kick), 1-71 0:11
	ARK	D. Johnson 10 yd run (Burks pass failed), 13-75 4:16
4th	AU	Carlson 29 yd field goal, 9-63 0:00
	AU	Nix 23 yd run (Carlson kick), 12-75 6:11

## TEAM STATISTICS

	AUBURN	ARKANSAS
FIRST DOWNS	20	29
RUSHES-YARDS (NET)	35-135	54-232
PASSING YDS (NET)	292	228
Passes Att-Comp-Int.	26-21-1	35-21-0
TOTAL OFFENSE PLAYS-YARDS	61-427	89-460
Fumble Returns-Yards	0-0	0-0
Punt Returns-Yards	1-8	1-4
Kickoff Returns-Yards	0-0	1-31
Interception Returns-Yards	0-0	1-3
Punts (Number-Avg)	4-47.8	3-37.7
Fumbles-Lost	0-0	1-1
Penalties-Yards	6-49	4-41
Possession Time	30:03	29:57
Third-Down Conversions	4 of 10	10 of 19
Fourth-Down Conversions	0 of 0	0 of 3
Red-Zone Scores-Chances	2-2	2-3
Sacks By: Number-Yards	3-19	0-0



**WR TREYLON BURKS** caught a season-best nine passes for 109 yards and two touchdowns to match a career-best for TDs in a single game. His 100+ yards gave him two straight and four of his last five games.

## AUBURN

RUSHING	Att.	Gain	Lost	Net	TD	Long	Avg.
Bigsby,Tank	18	69	1	68	1	17	3.8
Nix,Bo	5	44	2	42	1	23	8.4
Hunter,Jarquez	10	28	1	27	0	8	2.7
TEAM	2	0	2	-2	0	0	-1.0
Totals...	35	141	6	135	2	23	3.9

PASSING	Comp.	Att.	Int	Yds	TDs	Long	Sack
Nix,Bo	21	26	1	292	2	71	0

RECEIVING	No.	Yds	TD	Long
Jackson,Shedric	5	61	0	21
Deal,Luke	4	19	0	6
Hudson,Kobe	3	29	0	11
Robertson,Demet	2	81	1	71
King,Landen	2	23	0	19
Johnson,Ja'Varr	1	39	1	39
Shenker,John Sa	1	12	0	12
Fromm,Tyler	1	11	0	11
Bigsby,Tank	1	10	0	10
Johnson Jr.,Mal	1	7	0	7
Totals...	21	292	2	71

PUNTING	No.	Yds	Avg.	Long	I20	50+	TB
Chapman,Oscar	4	191	47.8	57	1	2	1

FIELD GOALS	Made	Att.	Long	Kicks
Carson,Anders	1	1	29	29

## ARKANSAS

RUSHING	Att.	Gain	Lost	Net	TD	Long	Avg.
KJ Jefferson	18	85	19	66	0	20	3.7
Raheim Sanders	16	65	1	64	0	14	4.0
Trelon Smith	10	51	3	48	0	10	4.8
D. Johnson	6	42	0	42	1	17	7.0
AJ Green	4	13	1	12	0	7	3.0
Totals...	54	256	24	232	1	20	4.3

PASSING	Comp.	Att.	Int	Yds	TDs	Long	Sack
KJ Jefferson	21	35	0	228	2	30	3

RECEIVING	No.	Yds	TD	Long
Treylon Burks	9	109	2	30
Tyson Morris	3	32	0	19
Warren Thompson	2	27	0	16
Hudson Henry	2	22	0	19
D. Johnson	2	16	0	9
Blake Kern	1	16	0	16
Raheim Sanders	1	7	0	7
K. Jackson Jr.	1	-1	0	0
Totals...	21	228	2	30

PUNTING	No.	Yds	Avg.	Long	I20	50+	TB
Reid Bauer	3	113	37.7	43	1	0	0

FIELD GOALS	Made	Att.	Long	Kicks
Cam Little	1	2	44	53x,44

UAPB (1-6, 0-4) .....3  
Arkansas (5-3, 1-3)..... 45

October 23, 2021 | Little Rock, Ark.  
War Memorial Stadium | Time: 11:00 a.m. | Attendance: 42,576  
TV: SECN > Dave Neal (PBP), Deuce McAllister (Analyst) & Andraya Carter (Sideline)

### SCORING SUMMARY

	1st	2nd	3rd	4th	Final
UAPB	0	0	0	3	3
Arkansas	17	28	0	0	45

#### QTR. TEAM SCORING PLAY

1st	ARK	Kern 18 yd pass from KJ Jefferson (Little kick), 6-65 1:22
	ARK	Burks 49 yd run (Little kick), 1-49 0:09
	ARK	Little 31 yd field goal, 12-71 3:21
2nd	ARK	Burks 18 yd pass from KJ Jefferson (Little kick), 7-95 1:44
	ARK	Parodi 80 yd punt return (Little kick)
	ARK	K. Jackson Jr. 29 yd pass from KJ Jefferson (Little kick), 3-68 0:47
	ARK	Treylon Burks 39 yd pass from KJ Jefferson (Little kick), 4-45 0:46
4th	UAPB	Piwniczka 32 yd field goal, 9-61 5:19

### TEAM STATISTICS

	UAPB	ARKANSAS
FIRST DOWNS	12	26
RUSHES-YARDS (NET)	37-111	41-291
PASSING YDS (NET)	112	213
Passes Att-Comp-Int.	21-8-2	22-11-0
TOTAL OFFENSE PLAYS-YARDS	58-223	63-504
Fumble Returns-Yards	0-0	0-0
Punt Returns-Yards	0-0	5-141
Kickoff Returns-Yards	0-0	0-3
Interception Returns-Yards	0-0	2-14
Punts (Number-Avg)	8-41.0	3-47.3
Fumbles-Lost	0-0	4-2
Penalties-Yards	4-30	9-76
Possession Time	36:18	23:42
Third-Down Conversions	1 of 13	2 of 9
Fourth-Down Conversions	0 of 1	1 of 2
Red-Zone Scores-Chances	1-3	3-3
Sacks By: Number-Yards	1-11	3-20



**WR TREYLON BURKS** scored three touchdowns in the first half in the win over UAPB in Little Rock, hauling in two TD passes and scoring the first rushing TD of his career on a 49-yard run in the 1st quarter.

#### UAPB

RUSHING	Att.	Gain	Lost	Net	TD	Long	Avg.
Crossley,Kierre	13	51	12	39	0	28	3.0
Perry,Skyler	11	42	15	27	0	12	2.5
Hill,Dalyn	2	20	0	20	0	15	10.0
Vaughn,Xzavier	4	19	7	12	0	15	3.0
Britten,Kayvon	5	9	0	9	0	4	1.8
Allen,Omar	2	5	1	4	0	5	2.0
Totals...	37	146	35	111	0	28	3.0

PASSING	Comp.	Att.	Int	Yds	TDs	Long	Sack
Perry,Skyler	7	17	1	107	0	42	2
Vaughn,Xzavier	1	4	1	5	0	5	1
Totals...	8	21	2	112	0	42	3

RECEIVING	No.	Yds	TD	Long
Dawkins,Daemon	2	49	0	42
Harrell,Trey	2	11	0	6
Crossley,Kierre	2	7	0	6
Hill,Dalyn	1	32	0	32
Wilkes,Josh	1	13	0	13
Totals...	8	112	0	42

PUNTING	No.	Yds	Avg.	Long	I20	50+	TB
Sanchez,Josh	8	328	41.0	47	2	0	0

FIELD GOALS	Made	Att.	Long	Kicks
Piwniczka,Zach	1	2	32	37x,32

#### ARKANSAS

RUSHING	Att.	Gain	Lost	Net	TD	Long	Avg.
D. Johnson	6	91	0	91	0	34	15.2
Treylon Burks	2	56	0	56	1	49	28.0
Raheim Sanders	9	46	0	46	0	9	5.1
AJ Green	9	44	8	36	0	29	4.0
KJ Jefferson	3	33	0	33	0	11	11.0
Trelon Smith	7	27	3	24	0	8	3.4
De'Vion Warren	1	5	0	5	0	5	5.0
Malik Hornsby	3	18	17	1	0	15	0.3
T.J. Hammonds	1	0	1	-1	0	0	-1.0
Totals...	41	320	29	291	1	49	7.1

PASSING	Comp.	Att.	Int	Yds	TDs	Long	Sack
KJ Jefferson	10	17	0	194	4	39	0
Malik Hornsby	1	5	0	19	0	19	1
Totals...	11	22	0	213	4	39	1

RECEIVING	No.	Yds	TD	Long
Treylon Burks	4	89	2	39
De'Vion Warren	3	51	0	26
Blake Kern	2	25	1	18
K. Jackson Jr.	1	29	1	29
J. Crawford	1	19	0	19
Totals...	11	213	4	39

PUNTING	No.	Yds	Avg.	Long	I20	50+	TB
Reid Bauer	3	142	47.3	56	0	1	1

FIELD GOALS	Made	Att.	Long	Kicks
Cam Little	1	1	31	31

## GAME 9 ||| MISSISSIPPI STATE

RV/RV/#17 Mississippi State (5-4, 3-3)..... 28  
Arkansas (6-3, 2-3)..... 31

November 6, 2021 | Fayetteville, Ark.

Donald W. Reynolds Razorback Stadium | Time: 3 p.m. | Attendance: 68,818

TV: SECN > Tom Hart (PBP), Jordan Rodgers (Analyst) & Cole Cubelic (Sideline)

### SCORING SUMMARY

	1st	2nd	3rd	4th	Final
Mississippi State	0	7	7	14	28
Arkansas	10	3	3	15	31

#### QTR. TEAM SCORING PLAY

1st	ARK	Little 46 yd field goal, 9-40 3:31
	ARK	D. Johnson 1 yd run (Little kick), 7-52 2:58
2nd	ARK	Little 48 yd field goal, 9-50 3:48
	MSU	Walley 3 yd pass from Rogers (Ruiz kick), 11-74 3:08
3rd	MSU	Thomas 6 yd pass from Rogers (Ruiz kick), 13-66 6:36
	ARK	Little 51 yd field goal, 10-42 3:37
4th	ARK	Burks 14 yd pass from KJ Jefferson (Little kick), 9-72 3:00
	MSU	Thomas 37 yd pass from Rogers (Mccord kick), 7-75 2:29
	MSU	Marks 15 yd pass from Rogers (Mccord kick), 9-76 5:05
	ARK	D. Johnson 4 yd run (D. Johnson rush), 10-75 2:01

### TEAM STATISTICS

	MISSISSIPPI STATE	ARKANSAS
FIRST DOWNS.....	28	24
RUSHES-YARDS (NET).....	26-69	45-202
PASSING YDS (NET).....	417	191
Passes Att-Comp-Int.....	48-36-1	25-19-0
TOTAL OFFENSE PLAYS-YARDS.....	74-486	70-393
Fumble Returns-Yards.....	0-0	0-0
Punt Returns-Yards.....	1-2	1-8
Kickoff Returns-Yards.....	3-73	1-0
Interception Returns-Yards.....	0-0	1-0
Punts (Number-Avg).....	2-44.0	2-50.5
Fumbles-Lost.....	0-0	0-0
Penalties-Yards.....	10-77	11-84
Possession Time.....	32:14	27:46
Third-Down Conversions.....	6 of 12	6 of 13
Fourth-Down Conversions.....	2 of 2	0 of 0
Red-Zone Scores-Chances.....	3-4	3-3
Sacks By: Number-Yards.....	3-13	3-9



**RB DOMINIQUE JOHNSON** went over 100 yards rushing for the first time in his career and scored the winning touchdown on the Razorbacks' final drive.

#### MISSISSIPPI STATE

RUSHING	Att.	Gain	Lost	Net	TD	Long	Avg.
Marks,Jo'quavio	11	40	0	40	0	9	3.6
Johnson,Dillon	8	31	0	31	0	9	3.9
Rogers,Will	7	7	9	-2	0	2	-0.3
Totals...	26	78	9	69	0	9	2.7

PASSING	Comp.	Att.	Int	Yds	TDs	Long	Sack
Rogers,Will	36	48	1	417	4	42	3

RECEIVING	No.	Yds	TD	Long
Polk,Makai	8	117	0	42
Marks,Jo'quavio	6	46	1	15
Johnson,Dillon	5	12	0	5
Williams,Austin	4	72	0	28
Thomas,Rara	4	63	2	37
Jernighan,J.J.	4	28	0	15
Ford,Christian	3	65	0	29
Calvin,Jamire	1	11	0	11
Walley,Jaden	1	3	1	3
Totals...	36	417	4	42

PUNTING	No.	Yds	Avg.	Long	I20	50+	TB
Trafford,Archer	2	88	44.0	44	0	0	0

FIELD GOALS	Made	Att.	Long	Kicks
Ruiz,Brandon	0	2	-	23x,46x
McCord,Nolan	0	1	-	40x

#### ARKANSAS

RUSHING	Att.	Gain	Lost	Net	TD	Long	Avg.
D. Johnson	17	108	1	107	2	24	6.3
Treyton Burks	3	43	4	39	0	26	13.0
Raheim Sanders	8	26	0	26	0	11	3.2
Trelon Smith	5	17	0	17	0	6	3.4
KJ Jefferson	11	28	14	14	0	8	1.3
TEAM	1	0	1	-1	0	0	-1.0
Totals...	45	222	20	202	2	26	4.5

PASSING	Comp.	Att.	Int	Yds	TDs	Long	Sack
KJ Jefferson	19	23	0	191	1	25	3
Treyton Burks	0	1	0	0	0	0	0
De'Vion Warren	0	1	0	0	0	0	0
Totals...	19	25	0	191	1	25	3

RECEIVING	No.	Yds	TD	Long
Treyton Burks	5	63	1	25
Knox,Trey	4	26	0	13
Raheim Sanders	3	41	0	24
Tyson Morris	3	38	0	19
Warren Thompson	2	12	0	7
D. Johnson	1	7	0	7
Hudson Henry	1	4	0	4
Totals...	19	191	1	25

PUNTING	No.	Yds	Avg.	Long	I20	50+	TB
Reid Bauer	2	101	50.5	56	0	1	1

FIELD GOALS	Made	Att.	Long	Kicks
Cam Little	3	4	51	46,48,51,42x



RV/RV/#25 Arkansas (7-3, 3-3) .....16  
 LSU (4-6, 2-5).....13

November 13, 2021 | Baton Rouge, La.

Tiger Stadium | Time: 6:30 p.m. | Attendance: 98,772

TV: SECN > Tom Hart (PBP), Cole Cubelic (Analyst) & Tera Talmadge (Sideline)

### SCORING SUMMARY

	1st	2nd	3rd	4th	OT	Final
Arkansas	3	0	10	0	3	16
LSU	3	7	0	3	0	13

#### QTR. TEAM SCORING PLAY

1st	ARK	Little 48 yd field goal, 5-23 1:36
	LSU	York 34 yd field goal, 9-28 3:04,
2nd	LSU	Bech 29 yd pass from Nussmeier (York kick), 3-40 0:20
3rd	ARK	D. Johnson 43 yd pass from KJ Jefferson (Little kick), 5-63 2:22
	ARK	Little 27 yd field goal, 9-53 4:07
4th	LSU	York 45 yd field goal, 12-39 4:44
OT	ARK	Little 37 yd field goal, 4-6 15:00

### TEAM STATISTICS

	ARKANSAS	LSU
FIRST DOWNS.....	13	20
RUSHES-YARDS (NET).....	40-141	42-108
PASSING YDS (NET).....	142	200
Passes Att-Comp-Int.....	26-18-0	37-21-2
TOTAL OFFENSE PLAYS-YARDS.....	66-283	79-308
Fumble Returns-Yards.....	0-0	0-0
Punt Returns-Yards.....	2-26	4-48
Kickoff Returns-Yards.....	2-44	0-0
Interception Returns-Yards.....	2-0	0-0
Punts (Number-Avg).....	8-42.9	6-44.5
Fumbles-Lost.....	2-0	3-1
Penalties-Yards.....	9-63	5-33
Possession Time.....	41:18	33:42
Third-Down Conversions.....	3 of 16	6 of 18
Fourth-Down Conversions.....	1 of 2	2 of 3
Red-Zone Scores-Chances.....	2-2	1-3
Sacks By: Number-Yards.....	3-17	3-21



**K CAM LITTLE'S** third field goal of the night was the game-winner in overtime to beat LSU for the first time since 2015 and bring The Boot back to Arkansas.

### ARKANSAS

RUSHING	Att.	Gain	Lost	Net	TD	Long	Avg.
KJ Jefferson	15	63	22	41	0	15	2.7
D. Johnson	15	41	1	40	0	13	2.7
Trelon Smith	6	39	2	37	0	28	6.2
Reid Bauer	1	23	0	23	0	23	23.0
Treyton Burks	1	5	0	5	0	5	5.0
TEAM	2	0	5	-5	0	0	-2.5
Totals...	40	171	30	141	0	28	3.5

PASSING	Comp.	Att.	Int	Yds	TDs	Long	Sack
KJ Jefferson	18	25	0	142	1	43	3
Treyton Burks	0	1	0	0	0	0	0
Totals...	18	26	0	142	1	43	3

RECEIVING	No.	Yds	TD	Long
Treyton Burks	4	16	0	11
Tyson Morris	3	31	0	15
Knox,Trey	3	10	0	5
D. Johnson	2	40	1	43
Blake Kern	2	20	0	18
Warren Thompson	1	23	0	23
De'Vion Warren	1	4	0	4
Hudson Henry	1	1	0	1
Raheim Sanders	1	-3	0	0
Totals...	18	142	1	43

PUNTING	No.	Yds	Avg.	Long	I20	50+	TB
Sam Loy	1	37	37.0	37	0	0	0
Reid Bauer	7	306	43.7	57	2	3	1
Totals...	8	343	42.9	57	2	3	1

FIELD GOALS	Made	Att.	Long	Kicks
Cam Little	3	3	48	48,27,37

### LSU

RUSHING	Att.	Gain	Lost	Net	TD	Long	Avg.
Davis-Price,Tyr	28	119	13	106	0	13	3.8
Kiner,Corey	5	12	0	12	0	3	2.4
Williams,Josh	2	6	0	6	0	5	3.0
Johnson,Max	2	3	2	1	0	3	0.5
Goodwin,Armoni	2	3	2	1	0	3	0.5
Palmer,Trey	1	0	3	-3	0	0	-3.0
Nussmeier,Garre	2	0	15	-15	0	0	-7.5
Totals...	42	143	35	108	0	13	2.6

PASSING	Comp.	Att.	Int	Yds	TDs	Long	Sack
Nussmeier,Garre	18	31	2	179	1	29	2
Johnson,Max	3	6	0	21	0	11	1
Totals...	21	37	2	200	1	29	3

RECEIVING	No.	Yds	TD	Long
Palmer,Trey	6	45	0	11
Bech,Jack	4	66	1	29
Davis-Price,Tyr	3	4	0	4
Nabers,Malik	2	34	0	24
Mashburn,Jack	1	18	0	18
Lee,Devonta	1	12	0	12
Jenkins,Jaray	1	10	0	10
Thomas Jr.,Bria	1	6	0	6
Taylor,Kole	1	5	0	5
Williams,Josh	1	0	0	0
Totals...	21	200	1	29

PUNTING	No.	Yds	Avg.	Long	I20	50+	TB
Atkins,Avery	6	267	44.5	52	1	1	1

FIELD GOALS	Made	Att.	Long	Kicks
York,Cade	2	3	45	34,55x,45



## TEAM STATISTICS

	ARK	OPP
<b>Scoring</b>	<b>309</b>	<b>229</b>
Points per game	30.9	22.9
Points Off Turnovers	44	14
<b>First Downs</b>	<b>224</b>	<b>186</b>
Rushing	127	74
Passing	81	85
Penalty	16	27
<b>Rushing Yardage</b>	<b>2335</b>	<b>1513</b>
Yards gained rushing	2571	1704
Yards lost rushing	236	191
Rushing attempts	455	383
Average per rush	5.1	4.0
Average per game	233.5	151.3
TDs Rushing	19	16
<b>Passing Yardage</b>	<b>2063</b>	<b>1957</b>
Comp-Att-Int	153-243-3	170-287-10
Average per pass	8.5	6.8
Average per catch	13.5	11.5
Average per game	206.3	195.7
TDs Passing	17	10
<b>Total offense</b>	<b>4398</b>	<b>3470</b>
Total plays	698	670
Average per play	6.3	5.2
Average per game	439.8	347.0
<b>Kick returns: #-Yards</b>	<b>16-310</b>	<b>9-191</b>
<b>Punt returns: #-Yards</b>	<b>21-222</b>	<b>11-100</b>
<b>Int returns: #-Yards</b>	<b>10-99</b>	<b>3-9</b>
<b>Kick return average</b>	<b>19.4</b>	<b>21.2</b>
<b>Punt return average</b>	<b>10.6</b>	<b>9.1</b>
<b>Int return average</b>	<b>9.9</b>	<b>3.0</b>
<b>Fumbles-Lost</b>	<b>16-4</b>	<b>11-2</b>
<b>Penalties-Yards</b>	<b>86-705</b>	<b>72-510</b>
Average per game	70.5	51.0
<b>Punts-Yards</b>	<b>45-1812</b>	<b>55-2417</b>
Average per punt	40.3	43.9
Net punt average	36.8	38.1
<b>Kickoffs-Yards</b>	<b>62-4013</b>	<b>47-2874</b>
Average per kick	64.7	61.1
Net kick average	40.4	39.9
<b>Time of possession / game</b>	<b>28:38</b>	<b>30:01</b>
<b>3rd-down conversion</b>	<b>49/133</b>	<b>43/141</b>
3rd-down pct	37%	30%
<b>4rd-down conversion</b>	<b>6/13</b>	<b>13/20</b>
4rd-down pct	46%	65%
<b>Sacks by-Yards</b>	<b>18-94</b>	<b>19-128</b>
<b>Misc Yards</b>	<b>0</b>	<b>0</b>
<b>Touchdowns scored</b>	<b>37</b>	<b>28</b>
<b>Field goals - attempts</b>	<b>17-21</b>	<b>11-18</b>
<b>On-Side kicks</b>	<b>0-0</b>	<b>0-0</b>
<b>Red-zone scores</b>	<b>(34-38) 89%</b>	<b>(22-29) 76%</b>
<b>Red-zone touchdowns</b>	<b>(24-38) 63%</b>	<b>(15-29) 52%</b>
<b>PAT-attempts</b>	<b>(35-37) 95%</b>	<b>(27-28) 96%</b>
<b>Attendance</b>	<b>389671</b>	<b>251774</b>
Games / Avg per game	6/64945	3/83925
Neutral site games	-	1/57992

### Score by Periods

Team	1st	2nd	3rd	4th	OT	TOT
Arkansas	74	75	84	73	3	309
Opponents	31	68	55	75	0	229

# GAME 11: ALABAMA

## ARKANSAS GAME-BY-GAME STATISTICS

Date	Opponent	Rushing				Receiving				Passing				Kick Returns				Punt Returns				tot off
		no.	yds	td	lg	no.	yds	td	lg	cmp-att-int	yds	td	lg	no.	yds	td	lg	no.	yds	td	lg	
09/04/2021	Rice	44	245	4	38	12	128	1	31	12-21-1	128	1	31	4	108	0	42	1	4	0	4	373
09/11/2021	Texas	47	333	4	34	14	138	0	45	14-19-1	138	0	45	1	19	0	19	3	9	0	7	471
09/18/2021	Ga. Southern	48	269	3	48	14	364	3	91	14-25-0	364	3	91	2	36	0	20	3	13	0	8	633
09/25/2021	vs Texas A&M	49	197	0	19	9	246	2	85	9-19-0	246	2	85	0	0	0	0	3	3	0	2	443
10/02/2021	at Georgia	29	75	0	14	10	87	0	22	10-16-0	87	0	22	2	15	0	16	1	10	0	10	162
10/09/2021	at Ole Miss	58	350	4	42	25	326	3	46	25-35-1	326	3	46	3	60	0	21	1	4	0	4	676
10/16/2021	Auburn	54	232	1	20	21	228	2	30	21-35-0	228	2	30	1	31	0	31	1	4	0	4	460
10/23/2021	Ark.-Pine Bluff	41	291	1	49	11	213	4	39	11-22-0	213	4	39	1	-3	0	0	5	141	1	80	504
11/06/2021	Mississippi St.	45	202	2	26	19	191	1	25	19-25-0	191	1	25	0	0	0	0	1	8	0	8	393
11/13/2021	at LSU	40	141	0	28	18	142	1	43	18-26-0	142	1	43	2	44	0	29	2	26	0	26	283
<b>Arkansas</b>		<b>455</b>	<b>2335</b>	<b>19</b>	<b>49</b>	<b>153</b>	<b>2063</b>	<b>17</b>	<b>91</b>	<b>153-243-3</b>	<b>2063</b>	<b>17</b>	<b>91</b>	<b>16</b>	<b>310</b>	<b>0</b>	<b>42</b>	<b>21</b>	<b>222</b>	<b>1</b>	<b>80</b>	<b>4398</b>
<b>Opponents</b>		<b>383</b>	<b>1513</b>	<b>16</b>	<b>76</b>	<b>170</b>	<b>1957</b>	<b>10</b>	<b>71</b>	<b>170-287-10</b>	<b>1957</b>	<b>10</b>	<b>71</b>	<b>9</b>	<b>191</b>	<b>0</b>	<b>33</b>	<b>11</b>	<b>100</b>	<b>1</b>	<b>30</b>	<b>3470</b>

### Arkansas Averages

Games	Avg/ rush	Avg/ catch	Pass effic	KR avg	PR avg	All purpose avg/game	Total offense avg/game
10	5.1	13.5	154.9	19.4	10.6	502.9	439.8

Date	Opponent	Tackles			Sacks no-yds	Fumble		Pass Defense			blkd kick	PAT attempts			off		
		ua	a	total		ff	fr-yds	int-yds	qbh	brup		kick	rush	rcv	saf	t/o	pts
09/04/2021	Rice	27	54	81	7.0-18	2-11	1 0-0	3-88	5	3	0	5-5	0	0	0	14	38
09/11/2021	Texas	21	64	85	9.0-22	2-10	1 1-7	0-0	3	4	1	4-4	0	0	0	7	40
09/18/2021	Ga. Southern	24	40	64	6.0-25	2-13	0 0-0	0-0	2	3	0	6-6	0	0	0	0	45
09/25/2021	vs Texas A&M	31	22	53	9.0-36	3-14	0 0-0	1-0	8	2	0	2-2	0	0	0	3	20
10/02/2021	at Georgia	38	46	84	4.0-7	0-0	0 0-0	0-0	0	1	0	0-0	0	0	0	0	0
10/09/2021	at Ole Miss	29	56	85	5.0-8	0-0	0 0-0	0-0	4	4	0	6-6	0	0	0	0	51
10/16/2021	Auburn	27	42	69	0.0-0	0-0	0 0-0	1--3	0	2	0	2-2	0	0	0	7	23
10/23/2021	Ark.-Pine Bluff	21	44	65	11.0-35	3-20	0 0-0	2-14	5	6	0	6-6	0	0	0	7	45
11/06/2021	Mississippi St.	33	46	79	3.0-9	3-9	0 0-0	1-0	2	6	0	2-2	1	0	0	0	31
11/13/2021	at LSU	49	30	79	7.0-26	3-17	1 1-0	2-0	0	3	0	1-1	0	0	0	6	16
<b>Arkansas</b>		<b>300</b>	<b>444</b>	<b>744</b>	<b>61.0-186</b>	<b>18-94</b>	<b>3 2-7</b>	<b>10-99</b>	<b>29</b>	<b>34</b>	<b>1</b>	<b>34-34</b>	<b>1</b>	<b>0</b>	<b>0</b>	<b>44</b>	<b>309</b>
<b>Opponents</b>		<b>368</b>	<b>404</b>	<b>772</b>	<b>60.0-222</b>	<b>19-128</b>	<b>11 4-0</b>	<b>3-9</b>	<b>16</b>	<b>28</b>	<b>2</b>	<b>26-27</b>	<b>1</b>	<b>0</b>	<b>0</b>	<b>14</b>	<b>229</b>

Date	Opponent	Punting										Field Goals			Kickoffs				
		no.	yds	avg	long	blkd	tb	fc	50+	i20	md-att	long	blkd	no.	yds	avg	tb	ob	
09/04/2021	Rice	6	190	31.7	45	1	0	2	0	1	1-1	34	0	7	452	64.6	6	0	
09/11/2021	Texas	2	80	40.0	47	0	0	1	0	0	4-4	44	0	9	583	64.8	7	0	
09/18/2021	Ga. Southern	5	217	43.4	60	0	0	4	1	1	1-1	25	0	8	518	64.8	7	0	
09/25/2021	vs Texas A&M	6	240	40.0	45	0	0	3	0	2	2-2	46	0	5	325	65.0	4	0	
10/02/2021	at Georgia	8	296	37.0	53	1	0	3	1	3	0-1	0	0	1	65	65.0	1	0	
10/09/2021	at Ole Miss	2	90	45.0	53	0	0	1	1	0	1-2	31	0	8	514	64.3	6	0	
10/16/2021	Auburn	3	113	37.7	43	0	0	1	0	1	1-2	44	0	5	325	65.0	5	0	
10/23/2021	Ark.-Pine Bluff	3	142	47.3	56	0	1	2	1	0	1-1	31	0	8	520	65.0	8	0	
11/06/2021	Mississippi St.	2	101	50.5	56	0	1	0	1	0	3-4	51	0	7	451	64.4	4	0	
11/13/2021	at LSU	8	343	42.9	57	0	1	2	3	2	3-3	48	0	4	260	65.0	4	0	
Arkansas		45	1812	40.3	60	2	3	19	8	10	17-21	51	0	62	4013	64.7	52	0	
Opponents		55	2417	43.9	59	1	6	15	13	19	11-18	50	0	47	2874	61.1	24	0	

# GAME 11: ALABAMA

## OPPONENT GAME-BY-GAME STATISTICS

Date	Opponent	Rushing				Receiving				Passing				Kick Returns				Punt Returns				tot off
		no.	yds	td	lg	no.	yds	td	lg	cmp-att-int	yds	td	lg	no.	yds	td	lg	no.	yds	td	lg	
09/04/2021	Rice	39	81	1	7	17	227	1	41	17-35-3	227	1	41	1	16	0	16	1	16	0	16	308
09/11/2021	Texas	41	139	3	20	13	118	0	25	13-23-0	118	0	25	2	38	0	21	0	0	0	0	257
09/18/2021	Ga. Southern	35	152	1	76	13	81	0	14	13-28-0	81	0	14	0	0	0	0	0	0	0	0	233
09/25/2021	vs Texas A&M	23	121	1	67	20	151	0	23	20-36-1	151	0	23	1	32	0	32	0	0	0	0	272
10/02/2021	at Georgia	56	273	3	24	7	72	0	27	7-11-0	72	0	27	0	0	0	0	3	0	1	2	345
10/09/2021	at Ole Miss	49	324	5	51	14	287	2	68	14-21-0	287	2	68	2	32	0	18	1	30	0	30	611
10/16/2021	Auburn	35	135	2	23	21	292	2	71	21-26-1	292	2	71	0	0	0	0	1	8	0	8	427
10/23/2021	Ark.-Pine Bluff	37	111	0	28	8	112	0	42	8-22-2	112	0	42	0	0	0	0	0	0	0	0	223
11/06/2021	Mississippi St.	26	69	0	9	36	417	4	42	36-48-1	417	4	42	3	73	0	33	1	-2	0	0	486
11/13/2021	at LSU	42	108	0	13	21	200	1	29	21-37-2	200	1	29	0	0	0	0	4	48	0	21	308
<b>Opponents</b>		<b>383</b>	<b>1513</b>	<b>16</b>	<b>76</b>	<b>170</b>	<b>1957</b>	<b>10</b>	<b>71</b>	<b>170-287-10</b>	<b>1957</b>	<b>10</b>	<b>71</b>	<b>9</b>	<b>191</b>	<b>0</b>	<b>33</b>	<b>11</b>	<b>100</b>	<b>1</b>	<b>30</b>	<b>3470</b>
<b>Arkansas</b>		<b>455</b>	<b>2335</b>	<b>19</b>	<b>49</b>	<b>153</b>	<b>2063</b>	<b>17</b>	<b>91</b>	<b>153-243-3</b>	<b>2063</b>	<b>17</b>	<b>91</b>	<b>16</b>	<b>310</b>	<b>0</b>	<b>42</b>	<b>21</b>	<b>222</b>	<b>1</b>	<b>80</b>	<b>4398</b>

### Opponents Averages

Games	Avg/ rush	Avg/ catch	Pass effc	KR avg	PR avg	All purpose avg/game	Total offense avg/game
10	4.0	11.5	121.0	21.2	9.1	377.0	347.0

Date	Opponent	Tackles				Sacks no-yds	Fumble		Pass Defense			blkd kick	PAT attempts			off		
		ua	a total	tfl-yds	ff		fr-yds	int-yds	qbh	brup	kick		rush	rcv	saf	t/o	pts	
09/04/2021	Rice	30	50	80	3.0-15	2-13	1	0-0	1-0	2	1	1	2-2	0	0	0	0	17
09/11/2021	Texas	39	36	75	7.0-9	0-0	0	0-0	1-9	2	3	0	3-3	0	0	0	7	21
09/18/2021	Ga. Southern	30	56	86	5.0-18	0-0	0	0-0	0-0	2	4	0	1-1	0	0	0	0	10
09/25/2021	vs Texas A&M	39	28	67	8.0-34	2-13	1	0-0	0-0	3	2	0	1-1	0	0	0	0	10
10/02/2021	at Georgia	23	28	51	7.0-31	4-25	1	0-0	0-0	0	3	1	4-4	0	0	0	0	37
10/09/2021	at Ole Miss	42	70	112	5.0-18	1-7	3	1-0	1-0	1	2	0	5-6	1	0	0	0	52
10/16/2021	Auburn	48	44	92	3.0-19	3-19	1	1-0	0-0	3	5	0	5-5	0	0	0	7	38
10/23/2021	Ark.-Pine Bluff	38	26	64	7.0-29	1-17	3	2-0	0-0	1	5	0	0-0	0	0	0	0	3
11/06/2021	Mississippi St.	37	42	79	6.0-19	3-13	0	0-0	0-0	1	1	0	4-4	0	0	0	0	28
11/13/2021	at LSU	42	24	66	9.0-30	3-21	1	0-0	0-0	1	2	0	1-1	0	0	0	0	13
Opponents		368	404	772	60.0-222	19-128	11	4-0	3-9	16	28	2	26-27	1	0	0	14	229
Arkansas		300	444	744	61.0-186	18-94	3	2-7	10-99	29	34	1	34-34	1	0	0	44	309

		Punting										Field Goals			Kickoffs				
Date	Opponent	no.	yds	avg	long	blkd	tb	fc	50+	i20	md-att	long	blkd	no.	yds	avg	tb	ob	
09/04/2021	Rice	6	242	40.3	49	0	2	0	0	2	1-2	25	0	4	253	63.3	0	0	
09/11/2021	Texas	6	236	39.3	54	1	0	2	2	2	0-1	0	0	4	206	51.5	2	0	
09/18/2021	Ga. Southern	10	480	48.0	59	0	1	1	4	4	1-1	32	0	2	124	62.0	0	0	
09/25/2021	vs Texas A&M	8	366	45.8	57	0	1	3	3	5	1-1	49	0	3	195	65.0	3	0	
10/02/2021	at Georgia	2	87	43.5	47	0	0	1	0	0	3-3	46	0	8	511	63.9	5	0	
10/09/2021	at Ole Miss	3	132	44.0	50	0	0	2	1	1	1-1	50	0	9	547	60.8	3	0	
10/16/2021	Auburn	4	191	47.8	57	0	1	0	2	1	1-1	29	0	7	443	63.3	5	0	
10/23/2021	Ark.-Pine Bluff	8	328	41.0	47	0	0	3	0	3	1-2	32	0	1	44	44.0	0	0	
11/06/2021	Mississippi St.	2	88	44.0	44	0	0	1	0	0	0-3	0	0	5	294	58.8	4	0	
11/13/2021	at LSU	6	267	44.5	52	0	1	2	1	1	2-3	45	0	4	257	64.3	2	0	
Opponents		55	2417	43.9	59	1	6	15	13	19	11-18	50	0	47	2874	61.1	24	0	
Arkansas		45	1812	40.3	60	2	3	19	8	10	17-21	51	0	62	4013	64.7	52	0	

# GAME 11: ALABAMA

## TEAM COMPARISON GAME-BY-GAME STATISTICS

Opponent	Score	First Downs			Rushing		Passing		Yards	Total Offense Plays-Yards	Return Yards	Turn- Overs
		Total	Rush	Pass	Pen	Number-Yards	Comp-Att.-Int					
Rice	38-17	18 / 20	12 / 1	4 / 12	2 / 7	44-245 / 39-81	12-21-1 / 17-35-3		128 / 227	65-373 / 74-308	200 / 32	1 / 3
Texas	40-21	21 / 15	16 / 6	5 / 7	0 / 2	47-333 / 41-139	14-19-1 / 13-23-0		138 / 118	66-471 / 64-257	35 / 47	1 / 1
Ga. Southern	45-10	27 / 11	13 / 5	12 / 3	2 / 3	48-269 / 35-152	14-25-0 / 13-28-0		364 / 81	73-633 / 63-233	49 / 0	0 / 0
Texas A&M	20-10	20 / 15	13 / 6	6 / 7	1 / 2	49-197 / 23-121	9-19-0 / 20-36-1		246 / 151	68-443 / 59-272	3 / 32	0 / 1
Georgia	0-37	9 / 22	6 / 16	2 / 3	1 / 3	29-75 / 56-273	10-16-0 / 7-11-0		87 / 72	45-162 / 67-345	25 / 0	0 / 0
Ole Miss	51-52	39 / 22	22 / 14	14 / 8	3 / 0	58-350 / 49-324	25-35-1 / 14-21-0		326 / 287	93-676 / 70-611	64 / 62	2 / 0
Auburn	23-38	29 / 20	12 / 6	15 / 12	2 / 2	54-232 / 35-135	21-35-0 / 21-26-1		228 / 292	89-460 / 61-427	32 / 8	1 / 1
Ark.-Pine Bluff	45-3	25 / 13	15 / 6	9 / 4	1 / 3	41-291 / 37-111	11-22-0 / 8-22-2		213 / 112	63-504 / 59-223	152 / 0	2 / 2
Mississippi St.	31-28	23 / 28	10 / 5	10 / 20	3 / 3	45-202 / 26-69	19-25-0 / 36-48-1		191 / 417	70-393 / 74-486	8 / 71	0 / 1
LSU	16-13	13 / 20	8 / 9	4 / 9	1 / 2	40-141 / 42-108	18-26-0 / 21-37-2		142 / 200	66-283 / 79-308	70 / 48	0 / 3
<b>Totals</b>	<b>309-229</b>	<b>224 / 186</b>	<b>127 / 74</b>	<b>81 / 85</b>	<b>16 / 27</b>	<b>455-2335 / 383-1513</b>	<b>153-243-3 / 170-287-10</b>		<b>2063 / 1957</b>	<b>698-4398 / 670-3470</b>	<b>638 / 300</b>	<b>7 / 12</b>

Opponents	3rd Down Conversion	4th Down Conversion	Time of Possession	TOP Margin	Avg Yds/Rush	Avg Yds/Pass	Avg Yds/Play	Punting Number-Avg	Penalties Number-Yards	Sacks
Rice	3-11 / 4-16	0-1 / 1-2	26:28 / 33:54	-07:26	5.6 / 2.1	6.1 / 6.5	5.7 / 4.2	6-31.7 / 6-40.3	13-117.0 / 10-60.0	2 / 2
Texas	5-12 / 4-13	1-1 / 1-2	31:03 / 28:57	02:06	7.1 / 3.4	7.3 / 5.1	7.1 / 4.0	2-40.0 / 6-39.3	4-40.0 / 4-20.0	2 / 0
Ga. Southern	7-15 / 5-18	1-1 / 1-2	33:06 / 26:54	06:12	5.6 / 4.3	14.6 / 2.9	8.7 / 3.7	5-43.4 / 10-48.0	9-93.0 / 8-50.0	2 / 0
Texas A&M	3-13 / 4-14	0-1 / 0-1	30:50 / 21:10	09:40	4.0 / 5.3	12.9 / 4.2	6.5 / 4.6	6-40.0 / 8-45.8	10-65.0 / 11-75.0	3 / 2
Georgia	3-12 / 4-12	0-0 / 2-2	23:28 / 36:32	-13:04	2.6 / 4.9	5.4 / 6.5	3.6 / 5.1	8-37.0 / 2-43.5	13-101.0 / 6-40.0	0 / 4
Ole Miss	7-13 / 5-14	2-2 / 4-5	35:35 / 24:25	11:10	6.0 / 6.6	9.3 / 13.7	7.3 / 8.7	2-45.0 / 3-44.0	4-25.0 / 8-75.0	0 / 1
Auburn	10-19 / 4-10	0-3 / 0-0	29:57 / 30:03	-00:06	4.3 / 3.9	6.5 / 11.2	5.2 / 7.0	3-37.7 / 4-47.8	4-41.0 / 6-49.0	0 / 3
Ark.-Pine Bluff	2-9 / 1-14	1-2 / 0-1	20:42 / 33:18	-12:36	7.1 / 3.0	9.7 / 5.1	8.0 / 3.8	3-47.3 / 8-41.0	9-76.0 / 4-30.0	3 / 1
Mississippi St.	6-13 / 6-12	0-0 / 2-2	27:46 / 32:14	-04:28	4.5 / 2.7	7.6 / 8.7	5.6 / 6.6	2-50.5 / 2-44.0	11-84.0 / 10-77.0	3 / 3
LSU	3-16 / 6-18	1-2 / 2-3	27:20 / 32:40	-05:20	3.5 / 2.6	5.5 / 5.4	4.3 / 3.9	8-42.9 / 6-44.5	9-63.0 / 5-34.0	3 / 3
<b>Totals</b>	<b>49-133 / 43-141</b>	<b>6-13 / 13-20</b>	<b>286:15 / 300:07</b>	<b>-13:52</b>	<b>5.1 / 4.0</b>	<b>8.5 / 6.8</b>	<b>6.3 / 5.2</b>	<b>45-40.3 / 55-43.9</b>	<b>86-705.0 / 72-510.0</b>	<b>18 / 19</b>

## ARKANSAS INDIVIDUAL STATISTICS

### Rushing

Player	gp	att	gain	loss	net	avg	td	lg	avg/g
K.J. Jefferson	10	107	584	110	474	4.4	5	38	47.4
Trelon Smith	10	101	532	19	513	5.1	4	28	51.3
Raheim Sanders	10	87	463	3	460	5.3	1	42	46.0
Dominique Johnson	10	71	464	8	456	6.4	6	48	45.6
AJ Green	9	39	209	15	194	5.0	1	30	21.6
Malik Hornsby	6	20	121	52	69	3.5	1	29	11.5
Treyton Burks	10	10	121	6	115	11.5	1	49	11.5
Josh Oglesby	2	4	19	0	19	4.8	0	9	9.5
Javion Hunt	1	4	19	0	19	4.8	0	11	19.0
De'Vion Warren	10	2	16	0	16	8.0	0	11	1.6
T.J. Hammonds	10	1	0	1	-1	-1.0	0	0	-0.1
Reid Bauer	10	1	23	0	23	23.0	0	23	2.3
Team	10	8	0	22	-22	-2.8	0	0	-2.2
<b>Total</b>	<b>10</b>	<b>455</b>	<b>2571</b>	<b>236</b>	<b>2335</b>	<b>5.1</b>	<b>19</b>	<b>49</b>	<b>233.5</b>
<b>Opponents</b>	<b>10</b>	<b>383</b>	<b>1704</b>	<b>191</b>	<b>1513</b>	<b>4.0</b>	<b>16</b>	<b>76</b>	<b>151.3</b>

### Passing

Player	gp	effic	comp-att-int	pct	yds	td	lg	avg/g
K.J. Jefferson	10	161.2	147-226-3	65.0	1990	17	91	199.0
Malik Hornsby	6	73.9	5-12-0	41.7	46	0	19	7.7
Treyton Burks	10	0.0	0-2-0	0.0	0	0	0	0.0
De'Vion Warren	10	0.0	0-1-0	0.0	0	0	0	0.0
John Stephen Jones	1	0.0	0-1-0	0.0	0	0	0	0.0
Warren Thompson	10	326.8	1-1-0	100.0	27	0	27	2.7
<b>Total</b>	<b>10</b>	<b>154.9</b>	<b>153-243-3</b>	<b>63.0</b>	<b>2063</b>	<b>17</b>	<b>91</b>	<b>206.3</b>
<b>Opponents</b>	<b>10</b>	<b>121.0</b>	<b>170-287-10</b>	<b>59.2</b>	<b>1957</b>	<b>10</b>	<b>71</b>	<b>195.7</b>

### Receiving

Player	gp	no.	yds	avg	td	lg	avg/g
Treyton Burks	10	51	796	15.6	8	91	79.6
Tyson Morris	10	20	305	15.3	2	47	30.5
Warren Thompson	10	16	241	15.1	2	60	24.1
Trey Knox	9	12	73	6.1	1	15	8.1
De'Vion Warren	10	11	156	14.2	0	44	15.6
Blake Kern	10	10	122	12.2	1	21	12.2
Raheim Sanders	10	9	93	10.3	0	24	9.3
Dominique Johnson	10	6	74	12.3	1	43	7.4
AJ Green	9	5	74	14.8	1	48	8.2
Hudson Henry	8	4	27	6.8	0	19	3.4
Jaquayln Crawford	7	3	27	9.0	0	19	3.9
Ketron Jackson Jr.	10	3	44	14.7	1	29	4.4
Trelon Smith	10	2	12	6.0	0	10	1.2
John David White	3	1	19	19.0	0	19	6.3
<b>Total</b>	<b>10</b>	<b>153</b>	<b>2063</b>	<b>13.5</b>	<b>17</b>	<b>91</b>	<b>206.3</b>
<b>Opponents</b>	<b>10</b>	<b>170</b>	<b>1957</b>	<b>11.5</b>	<b>10</b>	<b>71</b>	<b>195.7</b>



# GAME 11: ALABAMA

## ARKANSAS INDIVIDUAL STATISTICS

### Scoring

Player	td	fg	PAT						pts
			kick	rush	rcv	pass	dxp	saf	
Cam Little	-	17-21	34-34	-	-	-	-	-	85
Treylon Burks	9	-	-	-	-	-	-	-	54
Dominique Johnson	7	-	-	1	-	-	-	-	44
K.J. Jefferson	5	-	-	-	-	-	-	-	30
Trelon Smith	4	-	-	-	-	-	-	-	24
Tyson Morris	2	-	-	-	-	-	-	-	12
Warren Thompson	2	-	-	-	-	-	-	-	12
AJ Green	2	-	-	-	-	-	-	-	12
Blake Kern	1	-	-	-	-	-	-	-	6
Nathan Parodi	1	-	-	-	-	-	-	-	6
Trey Knox	1	-	-	-	-	-	-	-	6
Malik Hornsby	1	-	-	-	-	-	-	-	6
Ketron Jackson Jr.	1	-	-	-	-	-	-	-	6
Raheim Sanders	1	-	-	-	-	-	-	-	6
<b>Total</b>	<b>37</b>	<b>17-21</b>	<b>34-34</b>	<b>1</b>	<b>0</b>	<b>0</b>	<b>0</b>	<b>0</b>	<b>309</b>
<b>Opponents</b>	<b>28</b>	<b>11-18</b>	<b>26-27</b>	<b>1</b>	<b>0</b>	<b>0</b>	<b>0</b>	<b>0</b>	<b>229</b>

### Field Goals

Player	fg	pct.	01-19	20-29	30-39	40-49	50-99	lg	blk
Cam Little	17-21	81.0	0-0	6-6	4-5	6-7	1-3	51	0
<b>Opponents</b>	<b>11-18</b>	<b>61.1</b>	<b>0-0</b>	<b>2-3</b>	<b>5-7</b>	<b>3-5</b>	<b>1-3</b>	<b>50</b>	<b>0</b>

### FG Sequence

Team Name	Arkansas	Opponents
Texas	(24)	
Ga. Southern	(25)	(32)
Georgia	37	(30),(37),(46)
Texas A&M	(46)	
Mississippi St.	(46)	
Auburn	(44)	
Ark.-Pine Bluff	(31)	37
LSU	(48)	(34)
Rice		36

Numbers in (parentheses) indicate field goal was made

### Total Offense

Player	g	plays	rush	pass	total	avg/g
K.J. Jefferson	10	333	474	1990	2464	246.4
Trelon Smith	10	101	513	0	513	51.3
Raheim Sanders	10	87	460	0	460	46.0
Dominique Johnson	10	71	456	0	456	45.6
AJ Green	9	39	194	0	194	21.6
Treylon Burks	10	12	115	0	115	11.5
Malik Hornsby	6	32	69	46	115	19.2
Warren Thompson	10	1	0	27	27	2.7
Reid Bauer	10	1	23	0	23	2.3
Josh Oglesby	2	4	19	0	19	9.5
Javion Hunt	1	4	19	0	19	19.0
De'Vion Warren	10	3	16	0	16	1.6
T.J. Hammonds	10	1	-1	0	-1	-0.1
Team	10	0	-22	0	-22	-2.2
<b>Total</b>	<b>10</b>	<b>698</b>	<b>2335</b>	<b>2063</b>	<b>4398</b>	<b>439.8</b>
<b>Opponents</b>	<b>10</b>	<b>670</b>	<b>1513</b>	<b>1957</b>	<b>3470</b>	<b>347.0</b>

### Punting

Player	no.	yds	avg	lg	tb	fc	i20	50+	blk
Reid Bauer	43	1775	41.3	60	3	19	10	8	1
Sam Loy	1	37	37.0	37	0	0	0	0	0
Team	1	0	0.0	0	0	0	0	0	1
<b>Total</b>	<b>45</b>	<b>1812</b>	<b>40.3</b>	<b>60</b>	<b>3</b>	<b>19</b>	<b>10</b>	<b>8</b>	<b>2</b>
<b>Opponents</b>	<b>55</b>	<b>2417</b>	<b>43.9</b>	<b>59</b>	<b>6</b>	<b>15</b>	<b>19</b>	<b>13</b>	<b>1</b>

### Kickoffs

Player	no.	yds	avg	tb	ob	retn	net	ydIn
Vito Calvaruso	62	4013	64.7	52	0			
<b>Total</b>	<b>62</b>	<b>4013</b>	<b>64.7</b>	<b>52</b>	<b>0</b>	<b>9</b>	<b>40.4</b>	<b>24</b>
<b>Opponents</b>	<b>47</b>	<b>2874</b>	<b>61.1</b>	<b>24</b>	<b>0</b>	<b>16</b>	<b>39.9</b>	<b>25</b>

## GAME-BY-GAME OFFENSIVE LINE SNAPS

Player	Total	RICE	TEX	GS	TAMU	UGA	OM	AU	UAPB	MSST	LSU	ALA	MIZ
Ty Clary	372	52	27	48		18	95	91	23				
Shane Clennin	31			9					22				
Ty Kiest Crawford	35			13					14				
Myron Cunningham	686	67	66	65	71	48	95	91	41	76	66		
Marcus Henderson	3								3				
Luke Jones	47			25					22				
Brady Latham	686	67	66	65	71	48	95	91	41	76	66		
Beaux Limmer	591	15	39	67	71	30	95	91	41	76	66		
Austin Nix	3								3				
Jalen St. John	21			13		8							
Ricky Stromberg	667	67	66	46	71	48	95	91	41	76	66		
Dalton Wagner	407	67	66	21	71	40				76	66		
Drew Vest	28			9					19				
Ryan Winkel	28			9					19				

## ARKANSAS INDIVIDUAL STATISTICS

### All Purpose

Player	g	rush	rcv	pr	kr	ir	total	avg/g
Treyton Burks	10	115	796	0	0	0	911	91.1
Raheim Sanders	10	460	93	0	19	0	572	57.2
Dominique Johnson	10	456	74	0	0	0	530	53.0
Trelon Smith	10	513	12	0	0	0	525	52.5
K.J. Jefferson	10	474	0	0	0	0	474	47.4
AJ Green	9	194	74	0	147	0	415	46.1
Tyson Morris	10	0	305	0	0	0	305	30.5
Warren Thompson	10	0	241	0	0	0	241	24.1
De'Vion Warren	10	16	156	0	0	0	172	17.2
Nathan Parodi	9	0	0	163	0	0	163	18.1
LaDarrius Bishop	9	0	0	0	144	0	144	16.0
Blake Kern	10	0	122	0	0	0	122	12.2
Jalen Catalon	6	0	0	0	0	83	83	13.8
Trey Knox	9	0	73	0	0	0	73	8.1
Malik Hornsby	6	69	0	0	0	0	69	11.5
Bryce Stephens	3	0	0	53	0	0	53	17.7
Ketron Jackson Jr.	10	0	44	0	0	0	44	4.4
Hudson Henry	8	0	27	0	0	0	27	3.4
Jaquayln Crawford	7	0	27	0	0	0	27	3.9
Reid Bauer	10	23	0	0	0	0	23	2.3
Josh Oglesby	2	19	0	0	0	0	19	9.5
Javion Hunt	1	19	0	0	0	0	19	19.0
John David White	3	0	19	0	0	0	19	6.3
Myles Slusher	8	0	0	0	0	11	11	1.4
Mataio Soli	10	0	0	4	0	0	4	0.4
Malik Chavis	9	0	0	0	0	3	3	0.3
Montaric Brown	10	0	0	0	0	2	2	0.2
Greg Brooks, Jr.	10	0	0	2	0	0	2	0.2
T.J. Hammonds	10	-1	0	0	0	0	-1	-0.1
Team	10	-22	0	0	0	0	-22	-2.2
<b>Total</b>	<b>10</b>	<b>2335</b>	<b>2063</b>	<b>222</b>	<b>310</b>	<b>99</b>	<b>5029</b>	<b>502.9</b>
<b>Opponents</b>	<b>10</b>	<b>1513</b>	<b>1957</b>	<b>100</b>	<b>191</b>	<b>9</b>	<b>3770</b>	<b>377.0</b>

### Punt Returns

Player	no.	yds	avg	td	lg
Nathan Parodi	15	163	10.9	1	80
Bryce Stephens	3	53	17.7	0	27
Greg Brooks, Jr.	2	2	1.0	0	4
Mataio Soli	1	4	4.0	0	4
<b>Total</b>	<b>21</b>	<b>222</b>	<b>10.6</b>	<b>1</b>	<b>80</b>
<b>Opponents</b>	<b>11</b>	<b>100</b>	<b>9.1</b>	<b>1</b>	<b>30</b>

### Interceptions

Player	no.	yds	avg	td	lg
Montaric Brown	4	2	0.5	0	5
Jalen Catalon	2	83	41.5	0	44
Myles Slusher	2	11	5.5	0	11
Malik Chavis	1	3	3.0	0	3
Grant Morgan	1	0	0.0	0	0
<b>Total</b>	<b>10</b>	<b>99</b>	<b>9.9</b>	<b>0</b>	<b>44</b>
<b>Opponents</b>	<b>3</b>	<b>9</b>	<b>3.0</b>	<b>0</b>	<b>9</b>

### Kick Returns

Player	no.	yds	avg	td	lg
AJ Green	9	147	16.3	0	31
LaDarrius Bishop	6	144	24.0	0	42
Raheim Sanders	1	19	19.0	0	19
<b>Total</b>	<b>16</b>	<b>310</b>	<b>19.4</b>	<b>0</b>	<b>42</b>
<b>Opponents</b>	<b>9</b>	<b>191</b>	<b>21.2</b>	<b>0</b>	<b>33</b>

### Fumble Returns

Player	no.	yds	avg	td	lg
<b>Total</b>	<b>0</b>	<b>7</b>	<b>0.0</b>	<b>0</b>	<b>7</b>
<b>Opponents</b>	<b>0</b>	<b>0</b>	<b>0.0</b>	<b>1</b>	<b>0</b>

## ARKANSAS DEFENSIVE STATISTICS

			Tackles				Sacks	Pass defense			Fumbles		blkd	
##	Player	gp	ua	a	tot	tfl/yds	no-yds	int-yds	brup	qbh	fr-yds	ff	kick	saf
10	Bumper Pool	10	33	67	100	7.5-13	.	.	2	.	.	.	.	.
27	Hayden Henry	10	37	42	79	7.5-21	2-11	.	.	5	.	.	.	.
31	Grant Morgan	10	31	47	78	6-15	0.5-3	1-0	3	3	.	.	.	.
7	Joe Foucha	10	23	32	55	5.5-16	0.5-4	.	5	1	.	1	.	.
1	Jalen Catalon	6	22	24	46	1.5-3	.	2-83	4	1	.	.	.	.
21	Montaric Brown	10	20	24	44	1-3	.	4-2	4	.	.	.	.	.
9	Greg Brooks, Jr.	10	17	22	39	2.5-12	.	.	2	1	2-7	.	.	.
99	John Ridgeway	9	8	25	33	3.5-13	2-10	.	.	1	.	.	.	.
15	Simeon Blair	10	16	11	27	.	.	.	4	.	.	.	.	.
2	Myles Slusher	8	17	9	26	1-5	0.5-4	2-11	3	1	.	.	.	.
55	Tre Williams	10	9	14	23	6.5-27	6-26	.	.	6	.	.	.	.
50	Eric Gregory	10	3	19	22	0.5-1	.	.	1	1	.	.	.	.
8	Jayden Johnson	8	7	13	20	2-7	.	.	.	.	.	.	.	.
91	Taurean Carter	10	6	14	20	2.5-6	1-2	.	1	.	.	.	.	.
56	Zach Williams	10	5	14	19	4-12	1.5-9	.	.	1	.	1	.	.
93	Isaiah Nichols	10	4	11	15	3-11	1.5-10	.	.	.	.	1	.	.
17	Hudson Clark	10	6	6	12	.	.	.	.	.	.	.	.	.
0	Markell Utsey	8	3	7	10	2-10	1-8	.	1	3	.	.	.	.
24	LaDarrius Bishop	9	5	5	10	.	.	.	2	.	.	.	.	.
4	Malik Chavis	9	5	4	9	.	.	1-3	.	.	.	.	.	.
45	Jackson Woodard	8	5	2	7	.	.	.	.	.	.	.	.	.
28	Andrew Parker	9	4	3	7	1-5	1-5	.	.	2	.	.	.	.
58	Jashaud Stewart	10	3	3	6	.	.	.	.	.	.	.	.	.
11	Mataio Soli	10	.	6	6	1-2	0.5-2	.	.	.	.	.	.	.
22	Deon Edwards	8	.	5	5	0.5-1	.	.	.	1	.	.	.	.
37	Eric Thomas Jr.	9	.	5	5	0.5-1	.	.	.	.	.	.	.	.
19	Khari Johnson	3	2	1	3	.	.	.	1	.	.	.	.	.
3	Nick Turner	9	1	2	3	.	.	.	.	.	.	.	.	.
90	Marcus Miller	2	1	1	2	.	.	.	.	.	.	.	.	.
41	T.J. Hammonds	10	1	1	2	.	.	.	.	.	.	.	.	.
14	Nathan Parodi	9	2	.	2	.	.	.	.	.	.	.	.	.
6	Jacorrei Turner	8	1	1	2	1-1	.	.	1	.	.	.	.	.
40	Chris Paul Jr.	2	.	1	1	0.5-1	.	.	.	.	.	.	.	.
92	Cameron Ball	2	.	1	1	.	.	.	.	1	.	.	.	.
16	Treylon Burks	10	1	.	1	.	.	.	.	.	.	.	.	.
0	AJ Green	9	.	1	1	.	.	.	.	.	.	.	.	.
18	Trent Gordon	5	.	1	1	.	.	.	.	.	.	.	.	.
23	Devin Bush	3	1	.	1	.	.	.	.	.	.	.	.	.
30	Reid Bauer	10	1	.	1	.	.	.	.	.	.	.	.	.
5	Dorian Gerald	1	.	.	.	.	.	.	.	1	.	.	.	.
	Totals	10	300	444	744	61-186	18-94	10-99	34	29	2-7	3	1	0
	Opponents	10	368	404	772	60-222	19-128	3-9	28	16	4-0	11	2	0

# GAME 11: ALABAMA

## ARKANSAS INDIVIDUAL GAME HIGHS

<b>RUSHES</b>	22	Trelon Smith vs Rice (09/04/2021)
<b>YARDS RUSHING</b>	139	Raheim Sanders at Ole Miss (10/09/2021)
<b>TD RUSHES</b>	3	K.J. Jefferson at Ole Miss (10/09/2021)
<b>LONG RUSH</b>	49	Treyton Burks vs Ark.-Pine Bluff (10/23/2021)
<b>PASS ATTEMPTS</b>	35	K.J. Jefferson vs Auburn (10/16/2021)
	35	K.J. Jefferson at Ole Miss (10/09/2021)
<b>PASS COMPLETIONS</b>	25	K.J. Jefferson at Ole Miss (10/09/2021)
<b>YARDS PASSING</b>	366	K.J. Jefferson vs Ga. Southern (09/18/2021)
<b>TD PASSES</b>	4	K.J. Jefferson vs Ark.-Pine Bluff (10/23/2021)
<b>LONG PASS</b>	91	K.J. Jefferson vs Ga. Southern (09/18/2021)
<b>RECEPTIONS</b>	9	Treyton Burks vs Auburn (10/16/2021)
<b>YARDS RECEIVING</b>	167	Treyton Burks vs Texas A&M (N) (09/25/2021)
<b>TD RECEPTIONS</b>	2	Treyton Burks vs Ark.-Pine Bluff (10/23/2021)
	2	Treyton Burks vs Auburn (10/16/2021)
<b>LONG RECEPTION</b>	91	Treyton Burks vs Ga. Southern (09/18/2021)
<b>PUNTS</b>	8	Reid Bauer at Georgia (10/02/2021)
<b>PUNTING AVG</b>	50.5	Reid Bauer vs Mississippi St. (11/06/2021)
<b>LONG PUNT</b>	60	Reid Bauer vs Ga. Southern (09/18/2021)
<b>PUNTS INSIDE 20</b>	3	Reid Bauer at Georgia (10/02/2021)
<b>LONG PUNT RETURN</b>	80	Nathan Parodi vs Ark.-Pine Bluff (10/23/2021)
<b>LONG KICKOFF RETURN</b>	42	LaDarrius Bishop vs Rice (09/04/2021)
<b>TACKLES</b>	15	Hayden Henry vs Texas (09/11/2021)
<b>SACKS</b>	2	Tre Williams vs Mississippi St. (11/06/2021)
	2	Tre Williams vs Texas A&M (N) (09/25/2021)
<b>TACKLES FOR LOSS</b>	2.5	Grant Morgan vs Texas (09/11/2021)
	2.5	Hayden Henry vs Texas (09/11/2021)

## ARKANSAS TEAM GAME HIGHS

<b>RUSHES</b>	58	at Ole Miss (10/09/2021)
<b>YARDS RUSHING</b>	350	at Ole Miss (10/09/2021)
<b>YARDS PER RUSH</b>	7.1	Ark.-Pine Bluff (10/23/2021)
<b>TD RUSHES</b>	4	Texas (09/11/2021)
	4	at Ole Miss (10/09/2021)
	4	Rice (09/04/2021)
<b>PASS ATTEMPTS</b>	35	Auburn (10/16/2021)
	35	at Ole Miss (10/09/2021)
<b>PASS COMPLETIONS</b>	25	at Ole Miss (10/09/2021)
<b>YARDS PASSING</b>	364	Ga. Southern (09/18/2021)
<b>YARDS PER PASS</b>	14.6	Ga. Southern (09/18/2021)
<b>TD PASSES</b>	4	Ark.-Pine Bluff (10/23/2021)
<b>TOTAL PLAYS</b>	93	at Ole Miss (10/09/2021)
<b>TOTAL OFFENSE</b>	676	at Ole Miss (10/09/2021)
<b>YARDS PER PLAY</b>	8.7	Ga. Southern (09/18/2021)
<b>POINTS</b>	51	at Ole Miss (10/09/2021)
<b>SACKS BY</b>	3	at LSU (11/13/2021)
	3	Mississippi St. (11/06/2021)
	3	Ark.-Pine Bluff (10/23/2021)
	3	vs Texas A&M (N) (09/25/2021)
<b>FIRST DOWNS</b>	39	at Ole Miss (10/09/2021)
<b>PENALTIES</b>	13	at Georgia (10/02/2021)
	13	Rice (09/04/2021)
<b>PENALTY YARDS</b>	117	Rice (09/04/2021)
<b>TURNOVERS</b>	2	Ark.-Pine Bluff (10/23/2021)
	2	at Ole Miss (10/09/2021)
<b>PUNTS</b>	8	at LSU (11/13/2021)
	8	at Georgia (10/02/2021)
<b>PUNTING AVG</b>	50.5	Mississippi St. (11/06/2021)
<b>LONG PUNT</b>	60	Ga. Southern (09/18/2021)
<b>PUNTS INSIDE 20</b>	3	at Georgia (10/02/2021)
<b>LONG PUNT RETURN</b>	80	Ark.-Pine Bluff (10/23/2021)



# GAME 11: ALABAMA

## OPPONENT INDIVIDUAL GAME HIGHS

<b>RUSHES</b>	28	Tyrion Davis-Price at LSU (11/13/2021)
<b>YARDS RUSHING</b>	111	Henry Parrish Jr. at Ole Miss (10/09/2021)
<b>TD RUSHES</b>	3	Snoop Conner at Ole Miss (10/09/2021)
<b>LONG RUSH</b>	76	Justin Tomlin vs Ga. Southern (09/18/2021)
<b>PASS ATTEMPTS</b>	48	Will Rogers vs Mississippi St. (11/06/2021)
<b>PASS COMPLETIONS</b>	36	Will Rogers vs Mississippi St. (11/06/2021)
<b>YARDS PASSING</b>	417	Will Rogers vs Mississippi St. (11/06/2021)
<b>TD PASSES</b>	4	Will Rogers vs Mississippi St. (11/06/2021)
<b>LONG PASS</b>	71	Bo Nix vs Auburn (10/16/2021)
<b>RECEPTIONS</b>	8	Makai Polk vs Mississippi St. (11/06/2021)
<b>YARDS RECEIVING</b>	127	Braylon Sanders at Ole Miss (10/09/2021)
<b>TD RECEPTIONS</b>	2	Rara Thomas vs Mississippi St. (11/06/2021)
<b>LONG RECEPTION</b>	71	Demetris Robertson vs Auburn (10/16/2021)
<b>FIELD GOALS</b>	3	Jack Podlesny at Georgia (10/02/2021)
<b>LONG FIELD GOALS</b>	50	Caden Costa at Ole Miss (10/09/2021)
<b>PUNTS</b>	10	Anthony Beck II vs Ga. Southern (09/18/2021)
<b>PUNTING AVG</b>	48.0	Anthony Beck II vs Ga. Southern (09/18/2021)
<b>LONG PUNT</b>	59	Anthony Beck II vs Ga. Southern (09/18/2021)
<b>PUNTS INSIDE 20</b>	5	Nik Constantinou vs Texas A&M (N) (09/25/2021)
<b>LONG PUNT RETURN</b>	30	Braylon Sanders at Ole Miss (10/09/2021)
<b>LONG KICKOFF RETURN</b>	33	Jo'quavious Marks vs Mississippi St. (11/06/2021)
<b>TACKLES</b>	15	Zakoby McClain vs Auburn (10/16/2021)
<b>SACKS</b>	2	Micah Baskerville at LSU (11/13/2021)
	2	Colby Wooden vs Auburn (10/16/2021)
<b>TACKLES FOR LOSS</b>	3.5	Micah Baskerville at LSU (11/13/2021)
<b>INTERCEPTIONS</b>	1	Keidron Smith at Ole Miss (10/09/2021)
	1	B.J. Foster vs Texas (09/11/2021)
	1	Sean Fresch vs Rice (09/04/2021)

## OPPONENT TEAM GAME HIGHS

<b>RUSHES</b>	56	at Georgia (10/02/2021)
<b>YARDS RUSHING</b>	324	at Ole Miss (10/09/2021)
<b>YARDS PER RUSH</b>	6.6	at Ole Miss (10/09/2021)
<b>TD RUSHES</b>	5	at Ole Miss (10/09/2021)
<b>PASS ATTEMPTS</b>	48	Mississippi St. (11/06/2021)
<b>PASS COMPLETIONS</b>	36	Mississippi St. (11/06/2021)
<b>YARDS PASSING</b>	417	Mississippi St. (11/06/2021)
<b>YARDS PER PASS</b>	13.7	at Ole Miss (10/09/2021)
<b>TD PASSES</b>	4	Mississippi St. (11/06/2021)
<b>TOTAL PLAYS</b>	79	at LSU (11/13/2021)
<b>TOTAL OFFENSE</b>	611	at Ole Miss (10/09/2021)
<b>YARDS PER PLAY</b>	8.7	at Ole Miss (10/09/2021)
<b>POINTS</b>	52	at Ole Miss (10/09/2021)
<b>SACKS BY</b>	4	at Georgia (10/02/2021)
<b>FIRST DOWNS</b>	28	Mississippi St. (11/06/2021)
<b>PENALTIES</b>	11	vs Texas A&M (N) (09/25/2021)
<b>PENALTY YARDS</b>	77	Mississippi St. (11/06/2021)
<b>TURNOVERS</b>	3	at LSU (11/13/2021)
	3	Rice (09/04/2021)
<b>PUNTS</b>	10	Ga. Southern (09/18/2021)
<b>PUNTING AVG</b>	48.0	Ga. Southern (09/18/2021)
<b>LONG PUNT</b>	59	Ga. Southern (09/18/2021)
<b>PUNTS INSIDE 20</b>	5	vs Texas A&M (N) (09/25/2021)
<b>LONG PUNT RETURN</b>	30	at Ole Miss (10/09/2021)

# GAME 11: ALABAMA

## ARKANSAS 3RD-DOWN CONVERSIONS

Date	Opponent	Score	Overall	1st Qtr	2nd Qtr	3rd Qtr	4th Qtr	Overtime
09/04/2021	Rice	W 38-17	3-11 27.3	1-4 25.0	0-2 0.0	1-3 33.3	1-2 50.0	0-1 0.0
09/11/2021	Texas	W 40-21	5-12 41.7	1-5 20.0	1-3 33.3	1-2 50.0	2-2 100.0	0-0 0.0
09/18/2021	Ga. Southern	W 45-10	7-15 46.7	2-4 50.0	1-4 25.0	1-3 33.3	3-4 75.0	0-0 0.0
09/25/2021	vs Texas A&M	W 20-10	3-13 23.1	0-1 0.0	1-3 33.3	0-3 0.0	2-6 33.3	0-0 0.0
10/02/2021	at Georgia	L 0-37	3-12 25.0	0-2 0.0	1-4 25.0	0-3 0.0	2-3 66.7	0-0 0.0
10/09/2021	at Ole Miss	L 51-52	7-13 53.8	3-5 60.0	1-3 33.3	1-2 50.0	2-3 66.7	0-0 0.0
10/16/2021	Auburn	L 23-38	10-19 52.6	2-4 50.0	4-6 66.7	4-7 57.1	0-2 0.0	0-0 0.0
10/23/2021	Ark.-Pine Bluff	W 45-3	2-9 22.2	1-3 33.3	1-2 50.0	0-2 0.0	0-2 0.0	0-0 0.0
11/06/2021	Mississippi St.	W 31-28	6-13 46.2	2-4 50.0	1-3 33.3	1-2 50.0	2-4 50.0	0-0 0.0
11/13/2021	at LSU	Wot1 16-13	3-16 18.8	0-3 0.0	1-5 20.0	2-5 40.0	0-2 0.0	0-0 0.0
<b>Arkansas</b>			<b>49-133 36.8</b>	<b>12-35 34.3</b>	<b>12-35 34.3</b>	<b>11-32 34.4</b>	<b>14-30 46.7</b>	<b>0-1 0.0</b>
<b>Opponents</b>			<b>43-141 30.5</b>	<b>9-36 25.0</b>	<b>11-41 26.8</b>	<b>10-33 30.3</b>	<b>12-30 40.0</b>	<b>1-1 100.0</b>

## ARKANSAS 4TH-DOWN CONVERSIONS

Date	Opponent	Score	Overall	1st Qtr	2nd Qtr	3rd Qtr	4th Qtr	Overtime
09/04/2021	Rice	W 38-17	0-1 0.0	0-0 0.0	0-0 0.0	0-1 0.0	0-0 0.0	0-0 0.0
09/11/2021	Texas	W 40-21	1-1 100.0	1-1 100.0	0-0 0.0	0-0 0.0	0-0 0.0	0-0 0.0
09/18/2021	Ga. Southern	W 45-10	1-1 100.0	0-0 0.0	0-0 0.0	0-0 0.0	1-1 100.0	0-0 0.0
09/25/2021	vs Texas A&M	W 20-10	0-1 0.0	0-0 0.0	0-1 0.0	0-0 0.0	0-0 0.0	0-0 0.0
10/02/2021	at Georgia	L 0-37	0-0 0.0	0-0 0.0	0-0 0.0	0-0 0.0	0-0 0.0	0-0 0.0
10/09/2021	at Ole Miss	L 51-52	2-2 100.0	1-1 100.0	1-1 100.0	0-0 0.0	0-0 0.0	0-0 0.0
10/16/2021	Auburn	L 23-38	0-3 0.0	0-0 0.0	0-1 0.0	0-1 0.0	0-1 0.0	0-0 0.0
10/23/2021	Ark.-Pine Bluff	W 45-3	1-2 50.0	0-0 0.0	1-1 100.0	0-1 0.0	0-0 0.0	0-0 0.0
11/06/2021	Mississippi St.	W 31-28	0-0 0.0	0-0 0.0	0-0 0.0	0-0 0.0	0-0 0.0	0-0 0.0
11/13/2021	at LSU	Wot1 16-13	1-2 50.0	0-0 0.0	0-0 0.0	1-2 50.0	0-0 0.0	0-0 0.0
<b>Arkansas</b>			<b>6-13 46.2</b>	<b>2-2 100.0</b>	<b>2-4 50.0</b>	<b>1-5 20.0</b>	<b>1-2 50.0</b>	<b>0-0 0.0</b>
<b>Opponents</b>			<b>13-20 65.0</b>	<b>5-5 100.0</b>	<b>1-1 100.0</b>	<b>2-7 28.6</b>	<b>5-7 71.4</b>	<b>0-0 0.0</b>

## ARKANSAS TIME OF POSSESSION

Date	Opponent	Score	Overall	1st Qtr	2nd Qtr	3rd Qtr	4th Qtr	Overtime
09/04/2021	Rice	W 38-17	26:28	05:10	07:34	07:40	06:04	00:00
09/11/2021	Texas	W 40-21	31:03	09:08	07:41	06:42	07:32	00:00
09/18/2021	Ga. Southern	W 45-10	33:06	08:24	06:57	05:07	12:38	00:00
09/25/2021	vs Texas A&M	W 20-10	30:50	03:28	07:26	07:52	12:04	00:00
10/02/2021	at Georgia	L 0-37	23:28	03:43	08:45	05:28	05:32	00:00
10/09/2021	at Ole Miss	L 51-52	35:35	09:32	09:03	07:53	09:07	00:00
10/16/2021	Auburn	L 23-38	29:57	06:49	08:09	12:03	02:56	00:00
10/23/2021	Ark.-Pine Bluff	W 45-3	20:42	07:01	04:30	04:48	04:23	00:00
11/06/2021	Mississippi St.	W 31-28	27:46	09:12	05:42	03:37	09:15	00:00
11/13/2021	at LSU	Wot1 16-13	27:20	04:34	08:21	10:20	04:05	00:00
<b>Arkansas</b>			<b>Total 286:15</b>	<b>67:01</b>	<b>74:08</b>	<b>71:30</b>	<b>73:36</b>	<b>00:00</b>
			<b>Avg. 28:38</b>	<b>06:42</b>	<b>07:25</b>	<b>07:09</b>	<b>07:22</b>	<b>00:00</b>
<b>Opponents</b>			<b>Total 300:07</b>	<b>66:16</b>	<b>92:57</b>	<b>64:50</b>	<b>76:04</b>	<b>00:00</b>
			<b>Avg. 30:01</b>	<b>06:38</b>	<b>09:18</b>	<b>06:29</b>	<b>07:36</b>	<b>00:00</b>

# GAME 11: ALABAMA

## ARKANSAS PASSING GAME-BY-GAME STATISTICS

#1 K.J. Jefferson	Comp	Att	Int	Pct	Yards	TD	Long	Sacked	Effic.
Rice	12	21	1	57.1	128	1	31	2-13	114.5
Texas	14	19	1	73.7	138	0	45	0-0	124.2
Ga. Southern	13	23	0	56.5	366	3	91	0-0	233.2
Texas A&M	7	15	0	46.7	212	2	85	1-5	209.4
Georgia	8	13	0	61.5	65	0	22	3-21	103.5
Ole Miss	25	35	1	71.4	326	3	46	1-7	172.2
Auburn	21	35	0	60.0	228	2	30	3-19	133.6
Ark.-Pine Bluff	10	17	0	58.8	194	4	39	0-0	232.3
Mississippi St.	19	23	0	82.6	191	1	25	3-13	166.7
LSU	18	25	0	72.0	142	1	43	3-21	132.9
<b>Totals</b>	<b>147</b>	<b>226</b>	<b>3</b>	<b>65.0</b>	<b>1990</b>	<b>17</b>	<b>91</b>	<b>16-99</b>	<b>161.2</b>

#4 Malik Hornsby	Comp	Att	Int	Pct	Yards	TD	Long	Sacked	Effic.
Ga. Southern	1	1	0	100.0	-2	0	0	0-0	83.2
Texas A&M	1	3	0	33.3	7	0	7	1-8	52.9
Georgia	2	3	0	66.7	22	0	19	1-4	128.3
Ark.-Pine Bluff	1	5	0	20.0	19	0	19	1-17	51.9
<b>Totals</b>	<b>5</b>	<b>12</b>	<b>0</b>	<b>41.7</b>	<b>46</b>	<b>0</b>	<b>19</b>	<b>3-29</b>	<b>73.9</b>

#9 John Stephen Jones	Comp	Att	Int	Pct	Yards	TD	Long	Sacked	Effic.
Ga. Southern	0	1	0	0.0	0	0	0	0-0	0.0
<b>Totals</b>	<b>0</b>	<b>1</b>	<b>0</b>	<b>0.0</b>	<b>0</b>	<b>0</b>	<b>0</b>	<b>0-0</b>	<b>0.0</b>

#10 De'Vion Warren	Comp	Att	Int	Pct	Yards	TD	Long	Sacked	Effic.
Mississippi St.	0	1	0	0.0	0	0	0	0-0	0.0
<b>Totals</b>	<b>0</b>	<b>1</b>	<b>0</b>	<b>0.0</b>	<b>0</b>	<b>0</b>	<b>0</b>	<b>0-0</b>	<b>0.0</b>

#16 Treyton Burks	Comp	Att	Int	Pct	Yards	TD	Long	Sacked	Effic.
Mississippi St.	0	1	0	0.0	0	0	0	0-0	0.0
LSU	0	1	0	0.0	0	0	0	0-0	0.0
<b>Totals</b>	<b>0</b>	<b>2</b>	<b>0</b>	<b>0.0</b>	<b>0</b>	<b>0</b>	<b>0</b>	<b>0-0</b>	<b>0.0</b>

#84 Warren Thompson	Comp	Att	Int	Pct	Yards	TD	Long	Sacked	Effic.
Texas A&M	1	1	0	100.0	27	0	27	0-0	326.8
<b>Totals</b>	<b>1</b>	<b>1</b>	<b>0</b>	<b>100.0</b>	<b>27</b>	<b>0</b>	<b>27</b>	<b>0-0</b>	<b>326.8</b>

## ARKANSAS RUSHING/RECEIVING GAME-BY-GAME STATISTICS

Player	No-Yds/TD	Rice	UT	GS	TA&M	UGa	OM	AUB	UAPB	MSU	LSU
K.J. Jefferson	107-474/5	9-89/2	10-73/0	5-18/0	8-50/0	8-5/0	20-85/3	18-66/0	3-33/0	11-14/0	15-41/0
Trelon Smith	101-513/4	22-102/1	12-75/1	8-39/1	17-82/0	3-4/0	11-85/1	10-48/0	7-24/0	5-17/0	6-37/0
Raheim Sanders	87-460/1	7-44/0	8-50/1	10-43/0	6-27/0	6-21/0	17-139/0	16-64/0	9-46/0	8-26/0	-
Dominique Johnson	71-456/6	4-16/1	6-44/1	5-72/1	6-19/0	2-6/0	4-19/0	6-42/1	6-91/0	17-107/2	15-40/0
AJ Green	39-194/1	DNP	7-67/1	7-37/0	3--2/0	6-28/0	3-16/0	4-12/0	9-36/0	-	-
Malik Hornsby	20-69/1	DNP	1-29/0	5-22/1	6-12/0	4-11/0	1--6/0	DNP	3-1/0	DNP	DNP
Treyton Burks	10-115/1	1--2/0	-	1-2/0	1-14/0	-	1-1/0	-	2-56/1	3-39/0	1-5/0
Javion Hunt	4-19/0	DNP	DNP	DNP	DNP	DNP	DNP	DNP	DNP	DNP	DNP
Josh Oglesby	4-19/0	DNP	1-2/0	3-17/0	DNP	DNP	DNP	DNP	DNP	DNP	DNP
De'Vion Warren	2-16/0	-	-	-	-	-	1-11/0	-	1-5/0	-	-
Reid Bauer	1-23/0	-	-	-	-	-	-	-	-	-	1-23/0
T.J. Hammonds	1--1/0	-	-	-	-	-	-	-	1--1/0	-	-

### Receiving

Player	No-Yds/TD	Rice	UT	GS	TA&M	UGa	OM	AUB	UAPB	MSU	LSU
Treyton Burks	51-796/8	5-42/0	5-37/0	3-127/1	6-167/1	3-10/0	7-136/1	9-109/2	4-89/2	5-63/1	4-16/0
Tyson Morris	20-305/2	3-42/1	1-45/0	2-61/1	1-21/0	1-9/0	3-26/0	3-32/0	-	3-38/0	3-31/0
Warren Thompson	16-241/2	-	3-21/0	1-60/1	1-10/0	2-12/0	4-76/1	2-27/0	-	2-12/0	1-23/0
Trey Knox	12-73/1	-	-	-	-	-	5-37/1	-	DNP	4-26/0	3-10/0
De'Vion Warren	11-156/0	2-14/0	1-8/0	3-67/0	-	-	1-12/0	-	3-51/0	-	1-4/0
Blake Kern	10-122/1	1-14/0	2-8/0	1-21/0	-	1-18/0	-	1-16/0	2-25/1	-	2-20/0
Raheim Sanders	9-93/0	-	-	-	-	1-22/0	3-26/0	1-7/0	-	3-41/0	1--3/0
Dominique Johnson	6-74/1	-	-	-	-	-	1-11/0	2-16/0	-	1-7/0	2-40/1
AJ Green	5-74/1	DNP	1-9/0	2-20/0	1-48/1	1--3/0	-	-	-	-	-
Hudson Henry	4-27/0	-	-	-	-	DNP	DNP	2-22/0	-	1-4/0	1-1/0
Ketron Jackson Jr.	3-44/1	1-16/0	-	-	-	-	-	1--1/0	1-29/1	-	-
Jaquayln Crawford	3-27/0	-	-	2-8/0	-	-	DNP	-	1-19/0	DNP	DNP
Trelon Smith	2-12/0	-	1-10/0	-	-	-	1-2/0	-	-	-	-
John David White	1-19/0	DNP	DNP	-	DNP	1-19/0	DNP	DNP	-	DNP	DNP

## ARKANSAS RETURNS GAME-BY-GAME STATISTICS

Player	No-Yds	Rice	UT	GS	TA&M	UGa	OM	AUB	UAPB	MSU	LSU
Nathan Parodi	15-163	-	1-7	3-13	3-3	1-10	1-4	1-4	4-114	1-8	DNP
Bryce Stephens	3-53	DNP	DNP	-	DNP	DNP	DNP	DNP	1-27	DNP	2-26
Greg Brooks, Jr.	2-2	1-4	1--2	-	-	-	-	-	-	-	-
Mataio Soli	1-4	-	1-4	-	-	-	-	-	-	-	-

### Kick Returns

Player	No-Yds	Rice	UT	GS	TA&M	UGa	OM	AUB	UAPB	MSU	LSU
AJ Green	9-147	DNP	-	-	-	2-15	3-60	1-31	1--3	-	2-44
LaDarius Bishop	6-144	4-108	-	2-36	-	-	-	DNP	-	-	-
Raheim Sanders	1-19	-	1-19	-	-	-	-	-	-	-	-

### Interceptions Returns

Player	No-Yds	Rice	UT	GS	TA&M	UGa	OM	AUB	UAPB	MSU	LSU
Montaric Brown	4-2	1-5	-	-	1-0	-	-	1--3	-	-	1-0
Jalen Catalon	2-83	2-83	-	-	-	-	-	DNP	DNP	DNP	DNP
Myles Slusher	2-11	DNP	DNP	-	-	-	-	1-11	-	-	1-0
Malik Chavis	1-3	-	-	-	-	DNP	-	1-3	-	-	-
Grant Morgan	1-0	-	-	-	-	-	-	-	1-0	-	-

### Fumble Returns

Player	No-Yds	Rice	UT	GS	TA&M	UGa	OM	AUB	UAPB	MSU	LSU
--------	--------	------	----	----	------	-----	----	-----	------	-----	-----

## ARKANSAS TACKLES FOR LOSS GAME-BY-GAME STATISTICS

Player	UA-A	Total	Rice	UT	GS	TA&M	UGa	OM	AUB	UAPB	MSU	LSU
Bumper Pool	6-3	7.5	1.5-2	-	0.5-0	1.0-2	-	1.5-2	-	1.0-1	-	2.0-6
Hayden Henry	5-5	7.5	1.0-1	2.5-4	-	2.0-4	-	1.0-2	-	-	-	1.0-10
Tre Williams	5-3	6.5	-	0.5-2	2.0-9	2.0-13	-	-	-	2.0-3	-	-
Grant Morgan	4-4	6.0	-	2.5-6	-	1.0-6	1.0-1	-	-	-	-	1.5-2
Joe Foucha	4-3	5.5	-	1.5-4	-	1.0-1	-	1.5-2	-	1.5-9	-	-
Zach Williams	2-4	4.0	0.5-2	0.5-0	-	-	1.0-1	-	-	1.5-8	-	0.5-1
John Ridgeway	2-3	3.5	DNP	1.0-5	1.0-1	0.5-2	-	-	-	-	-	1.0-5
Isaiah Nichols	1-4	3.0	1.0-7	0.5-1	-	-	-	-	-	1.0-0	0.5-3	-
Taurean Carter	2-1	2.5	0.5-1	-	-	-	-	-	-	1.0-3	-	1.0-2
Greg Brooks, Jr.	2-1	2.5	0.5-0	-	1.0-6	1.0-6	-	-	-	-	-	-
Jayden Johnson	2-0	2.0	-	DNP	1.0-4	DNP	1.0-3	-	-	-	-	-
Markell Utsey	1-2	2.0	-	-	0.5-5	-	1.0-2	-	DNP	DNP	0.5-3	-
Jalen Catalon	1-1	1.5	1.0-2	-	-	-	-	0.5-1	DNP	DNP	DNP	DNP
Andrew Parker	1-0	1.0	-	-	-	-	-	-	-	1.0-5	-	DNP
Jacorre Turner	1-0	1.0	-	DNP	-	-	-	-	-	1.0-1	-	DNP
Mataio Soli	0-2	1.0	0.5-2	-	-	-	-	-	-	0.5-0	-	-
Montaric Brown	0-2	1.0	-	-	-	0.5-2	-	0.5-1	-	-	-	-
Myles Slusher	0-2	1.0	DNP	DNP	-	-	-	-	-	1.0-5	-	-
Deon Edwards	0-1	0.5	-	-	-	DNP	-	DNP	-	0.5-1	-	-
Eric Thomas Jr.	0-1	0.5	-	-	-	-	-	-	-	0.5-1	-	DNP
Chris Paul Jr.	0-1	0.5	DNP	DNP	-	DNP	DNP	DNP	0.5-1	DNP	DNP	-
Eric Gregory	0-1	0.5	0.5-1	-	-	-	-	-	-	-	-	-

## ARKANSAS SACKS GAME-BY-GAME STATISTICS

Player	UA-A	Total	Rice	UT	GS	TA&M	UGa	OM	AUB	UAPB	MSU	LSU
Tre Williams	5-2	6	-	0.5-2	1.5-8	2-13	-	-	-	-	2-3	-
Hayden Henry	2-0	2	-	-	-	1-1	-	-	-	-	-	1-10
John Ridgeway	2-0	2	DNP	1-5	-	-	-	-	-	-	-	1-5
Zach Williams	1-1	1.5	0.5-2	-	-	-	-	-	-	1-7	-	-
Isaiah Nichols	1-1	1.5	1-7	-	-	-	-	-	-	-	0.5-3	-
Andrew Parker	1-0	1	-	-	-	-	-	-	-	1-5	-	DNP
Taurean Carter	1-0	1	-	-	-	-	-	-	-	-	-	1-2
Markell Utsey	0-2	1	-	-	0.5-5	-	-	-	DNP	DNP	0.5-3	-
Myles Slusher	0-1	0.5	DNP	DNP	-	-	-	-	-	0.5-4	-	-
Joe Foucha	0-1	0.5	-	-	-	-	-	-	-	0.5-4	-	-
Mataio Soli	0-1	0.5	0.5-2	-	-	-	-	-	-	-	-	-
Grant Morgan	0-1	0.5	-	0.5-3	-	-	-	-	-	-	-	-



ARKANSAS TOTAL TACKLES GAME-BY-GAME STATISTICS

Player	S-A	Total	Rice	UT	GS	TA&M	UGa	OM	AUB	UAPB	MSU	LSU
Bumper Pool	33-67	100	3-11	1-9	3-3	5-3	7-4	5-7	2-6	1-7	0-10	6-7
Hayden Henry	37-42	79	2-3	3-12	0-4	5-2	3-5	5-6	3-5	3-0	4-4	9-1
Grant Morgan	31-47	78	0-1	4-9	2-4	4-1	7-5	3-10	1-6	1-2	1-6	8-3
Joe Foucha	23-32	55	2-3	2-6	2-3	3-2	2-2	2-9	2-1	1-1	5-4	2-1
Jalen Catalon	22-24	46	6-5	3-5	6-3	1-1	4-3	2-7	DNP	DNP	DNP	DNP
Montaric Brown	20-24	44	1-2	1-1	3-1	3-3	4-2	3-2	1-7	0-1	2-2	2-3
Greg Brooks, Jr.	17-22	39	3-3	1-1	1-2	2-2	3-4	2-5	4-1	-	1-3	0-1
John Ridgeway	8-25	33	DNP	3-3	0-4	0-1	0-7	0-2	1-3	0-2	2-2	2-1
Simeon Blair	16-11	27	0-1	0-2	1-0	1-1	1-2	3-2	3-1	1-0	1-2	5-0
Myles Slusher	17-9	26	DNP	DNP	0-1	-	0-1	-	4-3	2-2	5-2	6-0
Tre Williams	9-14	23	0-5	0-2	1-3	4-0	-	-	0-2	-	4-0	0-2
Eric Gregory	3-19	22	0-3	0-2	1-0	-	0-3	0-3	1-2	0-2	0-1	1-3
Jayden Johnson	7-13	20	1-0	DNP	1-1	DNP	1-3	1-0	0-1	0-2	1-2	2-4
Taurean Carter	6-14	20	1-5	0-1	1-3	0-1	1-1	0-1	1-0	1-2	-	1-0
Zach Williams	5-14	19	2-2	1-1	0-3	0-2	1-1	-	-	1-4	-	0-1
Isaiah Nichols	4-11	15	1-0	0-3	0-1	-	-	-	1-2	1-2	1-2	0-1
Hudson Clark	6-6	12	-	0-1	-	1-0	1-1	1-0	1-2	-	2-1	0-1
LaDarrius Bishop	5-5	10	0-1	1-1	-	1-1	-	0-1	DNP	-	1-1	2-0
Markell Utsey	3-7	10	0-1	-	1-2	1-0	1-2	0-1	DNP	DNP	0-1	-
Malik Chavis	5-4	9	0-1	-	-	0-1	DNP	1-0	-	-	2-2	2-0
Jackson Woodard	5-2	7	1-0	0-1	-	DNP	-	DNP	1-0	2-1	-	1-0
Andrew Parker	4-3	7	2-2	-	-	-	-	-	-	2-1	-	DNP
Jashaud Stewart	3-3	6	1-1	-	-	-	1-0	-	1-0	0-1	-	0-1
Mataio Soli	0-6	6	0-1	0-1	-	-	-	-	-	0-4	-	-
Eric Thomas Jr.	0-5	5	0-2	0-1	-	-	-	-	-	0-2	-	DNP
Deon Edwards	0-5	5	-	-	0-1	DNP	-	DNP	-	0-4	-	-
Khari Johnson	2-1	3	DNP	DNP	1-0	DNP	-	DNP	DNP	1-1	DNP	DNP
Nick Turner	1-2	3	DNP	0-2	-	-	-	-	-	-	1-0	-
Nathan Parodi	2-0	2	-	-	-	-	-	-	-	2-0	-	DNP
T.J. Hammonds	1-1	2	-	-	-	-	1-0	-	-	-	0-1	-
Jacorrei Turner	1-1	2	-	DNP	0-1	-	-	-	-	1-0	-	DNP
Marcus Miller	1-1	2	DNP	DNP	DNP	DNP	DNP	DNP	-	1-1	DNP	DNP
Treyton Burks	1-0	1	-	1-0	-	-	-	-	-	-	-	-
Devin Bush	1-0	1	1-0	DNP	DNP	DNP	-	DNP	DNP	-	DNP	DNP
Reid Bauer	1-0	1	-	-	-	-	-	1-0	-	-	-	-
Chris Paul Jr.	0-1	1	DNP	DNP	-	DNP	DNP	DNP	DNP	0-1	DNP	DNP
Trent Gordon	0-1	1	0-1	-	DNP	DNP	DNP	DNP	DNP	-	-	-
Cameron Ball	0-1	1	DNP	DNP	-	DNP	DNP	DNP	DNP	0-1	DNP	DNP
AJ Green	0-1	1	DNP	-	-	0-1	-	-	-	-	-	-

ARKANSAS FUMBLES GAME-BY-GAME STATISTICS

Fumbles

Player	No-Lost	Rice	UT	GS	TA&M	UGa	OM	AUB	UAPB	MSU	LSU
K.J. Jefferson	4-1	-	-	-	1-0	-	-	1-0	1-1	-	1-0
AJ Green	2-0	DNP	-	-	-	-	1-0	-	1-0	-	-
Raheim Sanders	2-1	-	-	-	-	-	2-1	-	-	-	-
Malik Hornsby	1-0	DNP	-	-	-	-	-	DNP	1-0	DNP	DNP
Dominique Johnson	1-0	-	-	-	-	1-0	-	-	-	-	-
LaDarrius Bishop	1-0	1-0	-	-	-	-	-	DNP	-	-	-
T.J. Hammonds	1-1	-	-	-	-	-	-	-	1-1	-	-

Fumbles Forced

Player	Number	Rice	UT	GS	TA&M	UGa	OM	AUB	UAPB	MSU	LSU
Joe Foucha	1	-	-	-	-	-	-	-	-	-	1
Zach Williams	1	-	1	-	-	-	-	-	-	-	-
Isaiah Nichols	1	1	-	-	-	-	-	-	-	-	-

Fumbles Recovered

Player	Number	Rice	UT	GS	TA&M	UGa	OM	AUB	UAPB	MSU	LSU
Greg Brooks, Jr.	2	-	1	-	-	-	-	-	-	-	1

## WEEKLY MEDIA SCHEDULE: ALABAMA

14 <sup>SUN</sup>	15 <sup>MON</sup>	16 <sup>TUES</sup>	17 <sup>WED</sup>	18 <sup>THURS</sup>	19 <sup>FRI</sup>	20 <sup>SAT</sup>
No media availability	<b>Press Conference</b> <b>Noon</b> Coach Pittman  <b>4:50 p.m.</b> Practice Viewing	<b>4:10 p.m.</b> Practice Viewing  <b>Post-Practice Media</b> <b>5:45 p.m.</b> Student-Athletes <i>via Zoom Only</i>	<b>Media Availability</b> <b>1 p.m.</b> Coach Pittman <i>via Zoom Only</i>  <b>7 p.m.</b> <i>Sam Pittman Live</i>	No media availability	No media availability	<b>Gameday</b> Alabama Kickoff - 2:30 p.m. TV - CBS  <b>Postgame</b> Coach Pittman & Student-Athletes

### ARKANSAS COMMUNICATIONS



#### KYLE PARKINSON

##### Associate AD/Communications

Cell ..... 479.387.4753  
Email ..... [kparkin@uark.edu](mailto:kparkin@uark.edu)  
Twitter ..... @TheOtherKP



#### OLIVER GRIGG

##### Assistant Director/Communications

Cell ..... 479.502.6577  
Email ..... [ogrigg@uark.edu](mailto:ogrigg@uark.edu)  
Twitter ..... @Oliver\_Grigg



#### JACOB PAVILACK

##### Assistant Director/Communications

Cell ..... 479.463.0736  
Email ..... [jpgavila@uark.edu](mailto:jpgavila@uark.edu)  
Twitter ..... @JacobPavs

**Office:** 479-575-2751

**Fax:** 479-575-7481

**Fayetteville Press Box:** (479) 575-6622

**Little Rock Press Box:** (501) 663-0514

### GAME CREDENTIAL REQUESTS

All requests for media and/or photo credentials must be made online at [www.SportsSystems.com/Arkansas](http://www.SportsSystems.com/Arkansas). Requests should be made at least two weeks in advance.

Credentials will not be mailed. They may be picked up beginning three hours prior to kickoff at the media will call station at the base of the elevator at both Donald W. Reynolds Razorback Stadium in Fayetteville and War Memorial Stadium in Little Rock. Photo identification is required when picking up credentials.

### ARKANSAS FTP SITE

An FTP site is available for members of the media. For more information concerning the FTP site, contact Michelle Glover ([miglover@uark.edu](mailto:miglover@uark.edu)).

### CollegePressBox.com

CollegePressBox.com is the official media website for SEC football. Access and download weekly game notes, quotes, statistics, media guides, headshots, logos, flip cards and more for each of the SEC's members. Login information will be distributed to accredited media or you can apply for a password by sending an email to [password@collegepressbox.com](mailto:password@collegepressbox.com).

### SEC WEEKLY TELECONFERENCE

Head coach Sam Pittman will participate each week in the SEC teleconference of football coaches. The teleconferences will be conducted each Wednesday from Sept. 1 to Nov. 24 from 10 a.m. CT to 12:10 p.m. CT. For more information and the teleconference number, contact the SEC Media Relations Office at (205) 458-3000.

10:00 a.m.	Ed Orgeron, LSU
10:10 a.m.	Kirby Smart, Georgia
10:20 a.m.	Dan Mullen, Florida
10:30 a.m.	Clark Lea, Vanderbilt
<b>10:40 a.m.</b>	<b>Sam Pittman, Arkansas</b>
10:50 a.m.	Josh Heupel, Tennessee
11:00 a.m.	Nick Saban, Alabama
11:10 a.m.	Shane Beamer, South Carolina
11:20 a.m.	Lane Kiffin, Ole Miss
11:30 a.m.	Jimbo Fisher, Texas A&M
11:40 a.m.	Mark Stoops, Kentucky
11:50 a.m.	Mike Leach, Mississippi State
12:00 p.m.	Eliah Drinkwitz, Missouri
12:10 p.m.	Bryan Harsin, Auburn

### SAM PITTMAN LIVE

"Sam Pittman Live," Coach Pittman's weekly radio show presented by Lindsey and Westrock Coffee Company airs on Wednesday nights starting at 7 p.m. For the 13th straight year, the one-hour radio show will be broadcast live from the Catfish Hole. The show will be carried throughout the state of Arkansas on the Razorback Sports Network and locally in Fayetteville on 105.3 FM, 99.5, 92.1 FM and 1290 AM.

### RAZORBACK FOOTBALL WITH SAM PITTMAN

"Razorback Football with Sam Pittman" is the official television coach's show of Razorback football. The one-hour show will air statewide and throughout the region on numerous television affiliates. A total of 12 shows will air throughout the season on the following stations: KATV (Sunday's at 10:30 p.m.), KFSM (Sunday at 10:30 p.m.) and KNXW (Sunday at 9:30 p.m.). The show will also be available regionally on Cox Sports Television on Wednesdays at 6 p.m. and Fox Sports Southwest on Tuesdays at 4 p.m.

### RADIO AFFILIATES

Batesville.....	KWOZ-FM 103.3
Batesville.....	KBTA-AM 1340
Camden.....	KCXY-FM 95.3
Camden.....	KAMD-FM 97.1
Crossett.....	KAGH-AM 800
Crossett.....	KAGH-FM 104.9
De Queen.....	KDON-FM 92.1
DeWitt.....	KDEW-FM 97.3
El Dorado.....	KMRX-FM 96.1
Fayetteville.....	KAKS-FM 99.5
Fayetteville.....	KUOA-AM 1290
Fayetteville.....	KOSM-FM 92.1
Fayetteville.....	KUOA-FM 95.3
Fayetteville.....	KBVA-FM HD3 106.5
Forrest City.....	KBFC-FM 93.5
Fort Smith.....	KERX-FM 95.3
Glenwood.....	KHGZ-AM 670
Glenwood.....	KHGZ-FM 98.9
Hot Springs/Mena.....	KTTG-FM 96.3
Jonesboro.....	KEGI-FM 100.5
Little Rock.....	KABZ-FM 103.7
Magnolia.....	KZHE-FM 100.5
Marshall.....	KBCN-FM 104.3
Mena.....	KTTG-FM 96.3
Monett (Mo.).....	KKBL-FM 95.9
Monticello.....	KGPO-FM 99.9
Morrilton.....	KCON-FM 99.3
Mountain Home.....	KOMT-FM 107.5
Ozark.....	KDYN-FM 96.7
Ozark.....	KDYN-AM 1540
Ruston (La.).....	KWXM-FM 102.3
Searcy.....	KSMD-FM 99.1
Texarkana (Texas).....	KKTK-AM 1400
Wynne.....	KWYN-FM 92.5