



TM

2021 Mizzou Football

GAME
12

FAYETTEVILLE, Ark.

Donald W. Reynolds
Razorback Stadium (72,000)

2:30 p.m. CT



CBS

PBP: Noah Eagle

ANALYSTS: Aaron Murray, Rick Neuheisel

REPORTER: Jenny Dell



TIGER RADIO NETWORK (KTGR)

1580 AM | 105.1 FM | XM: 192

PBP: Mike Kelly

ANALYST: Howard Richards

SIDELINE: Chris Gervino

@MizzouFootball | MUTigers.com

MIZZOU TIGERS

Record _____ 6-5, 3-4 SEC

Head Coach _____ Elijah Drinkwitz (2nd)

Career/Mizzou Record _____ 23-11 (3rd) | 11-10

OC: Elijah Drinkwitz

DC: Steve Wilks

2021 Stats

Scoring Off | Def _____ 30.8 (52nd) | 34.7 (118th)

Total Off | Def _____ 419.9 (54th) | 446.6 (110th)

Rushing Off | Def _____ 172.4 (58th) | 234.7 (125th)

Passing Off | Def _____ 247.5 (54th) | 211.9 (41st)

Time of Possession _____ 30:05 (58th)

Red Zone _____ 32-of-36 (88.9%) (26th)

3rd Down _____ 73-of-162 (45.1%) (23rd)

ARKANSAS RAZORBACKS

Record _____ 7-4, 3-4 SEC

Head Coach _____ Sam Pittman (2nd)

Career/UA Record _____ 10-11 (2nd) | same

OC: Kendal Briles

DC: Barry Odom

2021 Stats

Scoring Off | Def _____ 31.3 (49th) | 24.6 (53rd)

Total Off | Def _____ 442.4 (29th) | 376.5 (62nd)

Rushing Off | Def _____ 222.3 (14th) | 147.7 (66th)

Passing Off | Def _____ 220.1 (75th) | 228.7 (67th)

Time of Possession _____ 28:54 (94th)

Red Zone _____ 37-of-41 (90.2%) (21st)

3rd Down _____ 56-of-149 (37.6%) (82nd)

2021 SCHEDULE (6-5, 3-4 SEC)

DATE	MIZ	RK	OPP	RK	OPPONENT	TV	TIME	CT
S 4	- -	- -	- -	- -	Central Michigan	SECN	W, 34-24	
S 11	- -	- -	- -	- -	at Kentucky	SECN	L, 28-35	
S 18	- -	- -	- -	- -	SEMO	SECN+	W, 59-28	
S 25	- -	- -	- -	- -	at Boston College	ESPN2	L, 41-34 (OT)	
O 2	- -	- -	- -	- -	Tennessee	SECN	L, 62-24	
O 9	- -	- -	- -	- -	North Texas	SECN	W, 48-35	
O 16	- -	- -	21	18	Texas A&M	SECN	L, 35-14	
O 30	- -	- -	- -	- -	at Vanderbilt	SECN	W, 37-28	
N 6	- -	- -	1	1	at Georgia	ESPN	L, 43-6	
N 13	- -	- -	- -	- -	South Carolina	SECN	W, 31-28	
N 20	- -	- -	- -	- -	Florida	SECN	W, 24-23 (OT)	
N 26	- -	- -	- -	- -	at Arkansas	CBS	2:30 p.m.	

SERIES vs. ARKANSAS

ARKANSAS (Missouri leads, 9-3)

1906	—	Missouri, 11-0	at Columbia
1944	—	Arkansas, 7-6	at Saint Louis
1963	—	Missouri, 7-6	at Little Rock
2003	—	Arkansas, 27-14	at Independence Bowl
2008	—	Missouri, 38-7	at Cotton Bowl

as part of SEC (Mizzou leads, 6-1)

2014	—	Missouri, 42-13	at Columbia
2015	—	Arkansas, 21-3	at Fayetteville
2016	—	Missouri, 40-14	at Columbia
2017	—	Missouri, 45-16	at Fayetteville
2018	—	Missouri, 38-17	at Columbia
2019	—	Missouri, 23-6	at Little Rock
2020	—	Missouri, 41-17	at Columbia

2021 SEC PLAYERS OF THE WEEK

Oct. 30, at Vanderbilt (W, 37-28)

Offense - RB Tyler Badie

Special Teams - K Harrison Mevis

Nov. 13, South Carolina (W, 31-28)

Defensive Lineman - Isaiah McGuire (South Carolina)

Nov. 20, vs. Florida (W, 24-23 OT)

Defensive Lineman - Trajan Jeffcoat

co-Special Teams - Harrison Mevis

Research included in Mizzou's weekly notes package produced by Jacob Bell, Molly O'Mara, Paul McCaw, Vince Lewis, Bob Brendel and Tom Orf.

STORY LINES

SERIES VS. ARKANSAS

Mizzou football (6-5, 3-4 SEC) will have more hardware on the line as it travels to SEC West cross-divisional rival Arkansas (7-4, 3-4 SEC) and Donald W. Reynolds Razorback Stadium for the Battle Line Rivalry, presented by Shelter Insurance®. The winner will receive the massive Battle Line Trophy, which is made of silver and stands more than four feet tall and weighs more than 180 pounds. The trophy depicts the outline of the two states with the border of the two states being divided by interchangeable silver inserts with the words Battle Line in either gold or cardinal. The color of the Battle Line within the trophy will be reflective of the winner of the series' most recent game. It has been gold for the last five years, as Mizzou has won the last five meetings.

The Tigers and the Razorbacks first met in 1906, in CoMo, with Mizzou taking the 11-0 decision. Since then, the two teams have tangled for a total of 12 games. MU holds the 9-3 edge over UA. Last time in Fayetteville, the Tigers won, 45-16, during the 2017 season.

2020: ARKANSAS AT MIZZOU

Harrison Mevis made a 32-yard field goal as time expired to help Mizzou football complete a 50-48 Tiger win over SEC West permanent cross-division rival Arkansas at Memorial Stadium. Mizzou trailed by 14 in the fourth quarter but outscored the Razorbacks 24-8 over the final 13:15 to run its winning streak against the Razorbacks to five. After Arkansas converted a two-point conversion to take a 48-47 lead with 0:43 left, Mizzou drove 60 yards to set up Mevis' 32-yarder. Larry Rountree III rushed for 185 yards and three touchdowns for his 13th career 100-yard game and eighth career game with multiple scores. Tyler Badie had two touchdown runs and Connor Bazalak threw for 380 yards, including a perfect 4-of-4 for 54 yards on the final drive.

LAST TIME OUT: MIZZOU

A Tyler Badie touchdown run and a Connor Bazalak-to-Daniel Parker two-point conversion pass in the first overtime period gave the Missouri Tigers a 24-23 victory over the Florida Gators and made them bowl eligible for the second consecutive season. Florida scored first in overtime on a wide receiver reverse pass by Trent Whittemore to quarterback Emory Jones for a six-yard score. Missouri wasted no time to enter the end zone. Badie ran to the left for 12 yards and then to the left again for a 13-yard touchdown. Head coach Elijah Drinkwitz chose to go for the win right there — and after Bazalak executed a series of fakes in the backfield and falling backwards under pressure, he lofted a pass to the wide-open Parker for the winning points.

LAST TIME OUT: ARKANSAS

Bryce Young passed for more yards than any Alabama quarterback ever had in a game. The Crimson Tide needed that kind of performance — and every timely deep ball to Jameson Williams, too. Young passed for a school-record 559 yards and five touchdowns as Alabama clinched a spot in the Southeastern Conference Championship Game with a 42-35 victory over Arkansas. This one wasn't settled until Arkansas's inside kick went out of bounds with 1:02 left. The Razorbacks had stayed alive with Raheim Sanders' 17-yard touchdown catch from K.J. Jefferson, but took nearly five minutes to get there. Jefferson passed for 326 yards and three scores, going 22-for-30. Treyton Burks led the Hogs' receivers with eight catches for 179 yards and two touchdowns.

BADIE IS A BAD MAN

• Senior running back Tyler Badie ranks fourth nationally in rushing yards (1,385), yards per game (125.9), sixth in total touchdowns (17) and 13th in total points (102). He leads the league backs in: total touchdowns (17), rushing yards (1,385), rush yards per game (125.91), attempts (227), attempts per game (20.64), all-purpose yards (1,725) and all-purpose yards per game (156.8).

• Tyler Badie racked up 146 yards on the ground against Florida, putting him third on the Mizzou all-time single-season rushing list with 1,385 yards. He scored on a 13-yard run in overtime to set up Mizzou's victory. 127 of his yards came in the second half and overtime.

GAME 12 | MIZZOU FOOTBALL MEDIA SCHEDULE (all times CT)

SUNDAY	MONDAY	TUESDAY	WEDNESDAY	THURSDAY	FRIDAY	SATURDAY
APPROX. 3:30 P.M. BARRETT BANISTER AND AKIAL BYERS MEDIA AVAILABILITY (VIA ZOOM)	12 P.M. COACH DRINKWITZ WEEKLY PRESS CONFERENCE (IN-PERSON AND VIA ZOOM) APPROX. 4:30 P.M. COACH WILKS AND SELECT DEFENSIVE PLAYERS POST-PRACTICE (IN-PERSON)	APPROX. 4:30 P.M. SELECT OFFENSIVE PLAYERS POST-PRACTICE (IN-PERSON)	NO MEDIA AVAILABILITY APPROX. 5 P.M. WEEKLY INJURY REPORT RELEASED (VIA EMAIL)	NO MEDIA AVAILABILITY	vs. ARKANSAS 2:30 p.m. CBS POST-GAME INTERVIEWS (VIA ZOOM)	NO MEDIA AVAILABILITY

MEDIA INFORMATION

GAME WEEK PRACTICE AVAILABILITY

- Contact Molly O'Mara for details.
- Personnel: two non-photo/video (writer, producer), one photo/video per outlet (practices, availabilities; games TBA based on availability).

MEDIA PARKING: TIGER AVE. PARKING STRUCTURE (TAPS)

MEDIA WILL CALL: TAPS (OPENS 3 HOURS OUT); GATE 5W (OPENS 2 HOURS OUT)

MEDIA ENTRANCE TO THE PRESS BOX: GATE 5W (OPENS 90 MINUTES OUT)

ON-FIELD PHOTO/VIDEO WORK ROOM: SW CORNER (OPENS 90 MINUTES OUT)

FIELD ACCESS (PHOTO/VIDEO ONLY): STARTS 90 MINUTES OUT

ACCESS TO MIZZOU MEDIA AVAILABILITY A/V: [YOUTUBE.COM/MIZZOUNETWORK](https://www.youtube.com/mizzounetwork)

PARKING AND CREDENTIALS

- All credential requests must be submitted via the SEC portal at: www.sportssystem.com/seccredentials. Credentials are subject to approval based on space and the Mizzou credentialing policy.
- Media parking is located at Tiger Ave. Parking Structure (TAPS), at the corner of Tiger Ave. and Hospital Dr.
- Credentials will be distributed on a game-by-game basis. Credentials will be available for pickup starting Wednesday before a home game at the south entrance of Mizzou Arena, closing Friday at 12 p.m. On game day, Media Will Call will be located at Tiger Ave. Parking Structure (TAPS) starting 3 hours out and Gate 5W starting 2 hours out, both until kickoff. To make specific arrangements for credential pick-up, please contact Jacob Bell (j.bell@missouri.edu).
- For those who select overnight shipping or mailing of credentials, please submit your application early to allow adequate time for processing and delivery.
- Photographers and videographers will be required to wear disposable vests. Vests will be distributed at Media Will Call located at Gate 5W (opens 2 hours out).

PRESS BOX

- The Memorial Stadium / Faurot Field press box (6th floor, west side) will open to working media 90 minutes prior to kick off. The space is accessible using the elevator at Gate 5W.
- The north and south seating areas of the press box will be utilized to accommodate for social distancing.
- Everyone entering and working in the press box must wear a mask covering nose and mouth, regardless of vaccination status.
- Mizzou Athletics will provide a meal, drinks and snacks during the game.

FIELD ACCESS (PHOTO/VIDEO)

- Face coverings must be worn at all times while on the field.
- Photographers and videographers will be required to wear disposable vests. Vests will be distributed at Media Will Call located at Gate 5W (opens 2 hours out).
- Field access - starting 90 minutes out - will be limited to photo/video personnel with camera equipment in hand.
- All on-field photographers and videographers must remain outside of the team boxes and out of the playing area for the duration of the game. Capturing photo and/or video from behind the bench area is not permitted.
- The on-field photo/video work room is located in the SW corner/tunnel of Memorial Stadium / Faurot Field.

FIELD ACCESS (PRINT/STAND-UPS)

- Field access to print media is strictly prohibited. Pre- and post-game stand-ups on the field for all media outlets are strictly prohibited. Those wishing to do stand-ups are asked to find a location outside of the stadium.

STATS

- A live stats view can be found at www.Mizzou.Statbroadcast.com.
- Stats will be distributed at the end of each quarter in the press box.
- Post-game books will be printed and distributed to media members.

POST-GAME INTERVIEW PROCEDURES

- Post-game interviews with Mizzou head coach Eliah Drinkwitz and student-athletes following home games will be in person for the 2021 season.
- Coach Drinkwitz will address the media at the podium in the SEZ defensive meeting room following a brief cooling-off period. Players will then be available.
- Visiting team post-game press conferences will be held via Zoom only, per SEC policy.

SEC MEDIA PORTAL

The SEC and XOS Digital will provide a platform for distribution of game highlights, game photos and press conference content. Each SEC institution will be responsible for loading content whenever possible. The SEC Media Access Guidelines continue to apply to this content and are outlined in the 2021 credentialing registration process. To request access to the SEC Media Portal and create an account, contact: licensing@xosdigital.com.

Website: <https://secmedia.mediashuttle.com/>

COLLEGE PRESS BOX

Collegepressbox is the official media website for Division I football. Access and download game notes, quotes, statistics, media guides, headshots, logos and more for all FBS schools, conferences, postseason games, awards and the College Football Playoff. For access, please register for an account at collegepressbox.com/register.



QUICK FACTS

GENERAL
 Name of School: University of Missouri
 City/Zip: Columbia, MO 65205
 Founded: 1839
 Enrollment: 31,105 (fall 2020)
 Nickname/Colors: Tigers / Mizzou Gold (PMS 124c) & Black
 Stadium (Opened): Faurot Field/Memorial Stadium (1926)
 Capacity: 62,621 (full)
 Surface: Artificial (AstroTurf, July, 2021)
 Affiliation/Conference: NCAA FBS / SEC (East Division)
 President: Dr. Mun Y. Choi
 Faculty Athletics Representative: Pamela Bruzina
 Director of Athletics: Desiree Reed-Francois
 Athletic Dept. Phone: (573) 882-6501
 Ticket Office Phone: 1-800-CAT-PAWS or (573) 884-PAWS

HISTORY
 First Year of Football: 1890
 Overall All-Time Record: 692-573-52 #
 No. of Bowl Appearances (Record): 33 (15-18)
 Last Bowl Appearance: Dec. 31, 2018^A
 Result: Lost 38-33 to Oklahoma State, in Liberty Bowl (Memphis)
 SEC East Champions: 2013, 2014
 Big 12 North Champions: 2007, 2008, 2010
 Big 8 Champions: 1909, 1913, 1919, 1924, 1925, 1939, 1941, 1942, 1945, 1960, 1969

^A - MU was selected for the 2020 TransPerfect Music City Bowl, which was later cancelled due to COVID-19
 # - Due to NCAA action, all-time MU record is 681-572-52

TEAM INFORMATION
 2020 Record: 5-5
 SEC Record / Finish: 5-5 / 3rd in SEC East
 Offense / Defense: Multiple / Multiple
 Lettermen Returning (53): 26 (O) / 22 (D) / 5 (ST)
 Lettermen Lost (18): 9 (O) / 9 (D) / 0 (ST)
 Starters Returning (20): 8 (O) / 8 (D) / 4 (ST)
 Starters Lost (8): 2 (O) / 6 (D)

COACHES AND SUPPORT STAFF
 Head Coach: Elijah Drinkwitz (Arkansas Tech, '04)
 Record at school (year) / Career: 7-6 (2nd) / 19-7 (3rd)
Assistant Coaches
 Charlie Harbison: Associate HC / DB (Gardner-Webb '82)
 Marcus Johnson: Assistant HC / OL (Ole Miss '04)
 Steve Wilks: Defensive Coordinator (Appalachian State '91)
 Erik Link: Special Teams Coordinator (Drake '03)
 Casey Woods: TE / Recruiting Coordinator (Tennessee '06)
 Aaron Fletcher: Secondary (Texas A&M - Commerce '03)
 Al Davis: DL (Arkansas '12)
 Bush Hamdan: WR / QB (Boise State '08)
 Curtis Luper: RB (Stephen F. Austin '96)
 D.J. Smith: LB (Appalachian State '10)
Support Staff
 Andy Lutz: Director of Football Operations
 Rick Jones: Special Assistant to the Head Coach
 Max Molz: Assistant Director of Football Operations
 Atiyah Ellison: Director of Player Development
 Ryan Russell: Asst. AD / Executive Director of Athletic Performance
 Zac Woodfin: Director of Athletic Performance
 Liz Stuart: Assistant AD / Performance Nutrition
 Brett Whiteside: Chief Recruiting Officer
 Tori Washburn: Director of On-Campus Recruiting
 Owen Stanley: Director of Sports Medicine
 Mike Kurovski: Director of Equipment Operations
 Kaleb Wood: Video
 Ryan Howard: Graduate Assistant / Offense
 Matt Linehan: Graduate Assistant / Offense
 Fabrice Telfort: Graduate Assistant / Defense
 Jacob Webster: Graduate Assistant / Defense
 Scott Linehan, Kegan McDaniel, Cole Cook: Analysts / Offense
 Noah Joseph, Deuce Schwartz: Analysts / Defense
 Vonda Cordes: Administrative Assistant

STORY LINES

BADIE (cont.)

- Badie's yardage was also enough to place him 10th on the Mizzou all-time career rushing yards list with 2,521 yards. He needs 12 more yards to reach Corby Jones in ninth and 31 yards to reach Tony Temple in eighth.
- His one rushing touchdown tied him with James Wilder and Tony Temple for ninth in the Mizzou all-time career rushing touchdowns list.
- Badie has now contributed 102 points on the season, tying him for 10th with Zack Abron (2002), Jeremy Maclin (2008), and Henry Josey (2013) on the Mizzou all-time single season scoring list. He needs six more points to catch Devin West (108).
- Badie has rushed for over 200 yards on four different occasions this season (209 vs. South Carolina, 254 vs. Vanderbilt, 209 vs. North Texas, 203 vs. CMU). He is the only player in the country with four, 200-yard games this season and one of just three SEC players to complete the feat since 2000 (Leonard Fournette & Derrick Henry).
- His 254-yard rushing performance at Vanderbilt marked the most by a Mizzou back in the SEC era (2012-pres.) and the fifth most in program history. He is the only Mizzou player to ever produce four, 200-yard rushing games in his career - let alone a single season.
- With his 17-yard reception against Tennessee, Badie became the first Mizzou Tiger in program history to reach 1,000 rushing yards and 1,000 receiving yards in his career. He became the first SEC player to reach the mark since Kentucky wide receiver Lynn Bowden, Jr., did so in 2019.
- Another first, Badie is the lone Tiger to score a combination of 15 rushing scores and 10 receiving TDs.
- Badie is the first Tiger since Jeremy Maclin in 2007 to record four rushing and receiving touchdowns in a season.
- His 203-yard performance in the season opener was the first by a Tiger since Larry Rountree went for 204 in Dec. 2018 against Oklahoma State. The 203 rushing yards were the 15th most in Mizzou history.
- At Kentucky, Badie hauled in a career-best 10 receptions for 88 yards. He became the first Tiger to catch 10 passes in a game since Emanuel Hall did so against Wyoming in 2018.
- Badie is one of five Tigers to accumulate 500 yards on the ground and receiving alongside:

Mike Jones	1987-90	1390 rush/686 receiving
Ronnell Kayhill	1989-92	959 rush/713 receiving
Jeremy Maclin	2007-08	668 rush/2315 receiving
Jon Staggers	1967-69	833 rush/573 receiving

FINISHING STRONG

- While producing one of the best seasons in Mizzou history, Tyler Badie has also shown a knack for getting it done in crunch time, averaging 7.78 yards per carry in the fourth quarter and OT this season.

Badie by Quarter

QT	ATT	YDS	TD	YPC
1	65	348	5	5.35
2	56	292	4	5.21
3	56	364	1	6.50
4/OT	50	389	3	7.78

- Badie has rushed for over 100 yards in a quarter on four occasions this year:
 4th vs. CMU - 122 (10 car.)
 2nd vs. UNT - 102 (5 car.)
 3rd at Vandy - 109 (12 car.)
 4th vs. SC - 104 (12 car.)

BOWLING

- For a second-consecutive season to start the Drinkwitz era, Mizzou is bowl eligible after defeating Florida in overtime.
- Mizzou has earned bowl eligibility against a strong schedule, having faced eight teams which are already bowl eligible this season. The eight bowl eligible opponents are tied for sixth-most in the nation.
- A bowl-berth in 2021 would mark the fourth in the past five seasons for Mizzou and the program's 34th bowl bid.

TURNAROUND ON D

- Mizzou has won back-to-back games on the strength of stellar defensive performances.
- The Tigers held both South Carolina (57) and Florida (93) below 100-yards rushing. Going back to Mizzou's trip to No. 1 Georgia, the Tigers have held three straight opponents to less than 125 yards rushing.
- Mizzou scored 21 points off of three South Carolina turnovers in the Tigers' 31-28 win over the Gamecocks.
- The Tigers produced a defensive score for the second time this season when Martez Manuel sacked Jason Brown and forced a fumble which was recovered in the end zone by Trajan Jeffcoat. It was Mizzou's first fumble recovery for TD since 2018, also against the Gamecocks.
- Mizzou held SC to just 250 yards of total offense, the lowest total for the Gamecocks in series history.
- Against Florida, Mizzou limited the Gators to just six first-half points and surrendered just one touchdown in regulation.
- The Tigers recorded 11 tackles for loss against the Gators, including two sacks, while adding another seven quarterback pressures.

JEFFCOAT SEC D-LINEMAN OF THE WEEK

- The SEC Defensive Lineman of the Week for games played on Nov. 20, redshirt junior Trajan Jeffcoat had a career day getting into the backfield against Florida, racking up 3.5 tackles for loss.
- One of the TFL was a sack of QB Emory Jones while Jeffcoat added another hurry as well.
- Jeffcoat has recorded a TFL in each of the last six games for the Tigers and has piled up a career-best 10 TFL this season.

MEVIS STILL HAS MAGIC

- Sophomore kicker Harrison Mevis - the SEC Special Teams Player of the Week for games played on Oct. 30 and Nov. 20 - was responsible for Mizzou's first nine points scored in the game, hitting field goals of 39, 46 and 31 yards in the first two quarters. He went for 3-for-4 in field goals in the game.
- On the season, Mevis is 17-of-19 in field goals, including 8-of-10 from 40-49 and 3-of-3 from 50+.
- Against the Gators, Mevis stayed perfect on PATs, going 1-for-1 on the day, improving to 40-for-40 on the season and 68-for-68 in his career.



STORY LINES

MEVIS MAGIC (cont.)

- He saw his consecutive made field goals streak end at 20 against Georgia. The streak was the longest in the nation. Mevis bounced back, hitting each of his next two kicks
- Mevis started his season with a bang, drilling a 53-yard field goal in the waning seconds of the first half to give Mizzou a lead over Central Michigan. The kick was a then-career-long from Mevis and had plenty of leg to spare.
- He was equally impressive at Boston College, hitting a career-long 56-yard boot to send the game to overtime.
- Mevis is now 7-for-8 in his career from beyond 50 yards.
- He is one of just two Tigers in program history to make five or more kicks of 50+ yards, joining Tom Whelihan (6, 1984-87).

HEA NIKO

- Junior tight end Niko Hea scored his fourth career touchdown on a 41-yard breakaway reception, a new career long, in the OT win over Florida. He accumulated 68 yards on the day, also a new career high.
- On the season, Hea has hauled in 17 catches for 141 yards and two scores.

BAILEY BRINGING THE BOOM

- Redshirt junior linebacker Chad Bailey has made the most of his opportunity to step into the starting lineup this season, racking up 37 of his 45 tackles in his six starts.
- Bailey produced a career day at No. 1 Georgia, making 10 tackles to help the Mizzou rush defense to its best performance of the season.
- At Vanderbilt, Bailey made two tackles for loss and recorded his first career sack in a six tackle effort.
- Bailey added a five-tackle day against South Carolina to give him three-straight games with five or more stops.
- In Mizzou's most recent outing against Florida, Bailey made nine tackles, including a career-best three behind the line of scrimmage.

BANISTER DELIVERS

- In 10 games played, redshirt senior receiver Barrett Banister totals 24 catches for 160 yards and one touchdown. He averages 6.7 yards per catch.
- Of his 24 receptions, 10 have gone for first downs. Of those 10, seven have been part of scoring drives.

FOLLOW THE MANUEL

- Junior safety Martez Manuel leads the Tigers with 70 tackles this season, including a team-leading 55 solo stops.
- His 70 tackles mark a career high for the Columbia native.
- Against South Carolina, Manuel had a strip-sack which was recovered by teammate Trajan Jeffcoat in the end zone for a Tigers' touchdown. The play helped stake Mizzou to a 31-14 lead in the second half and marked Manuel's career-high 3.5 sack of the season.
- The junior earned his first interception at Vanderbilt, icing the game with a pick of Mike Wright with 1:31 on the clock in the fourth quarter.
- Manuel seven tackles for loss match his single-season best set last year in 2020.
- He had a career-high 10 solo stops against Tennessee while matching his personal best of 11 total tackles.

JACKSON STEPS IN

- Freshman defensive back DJ Jackson made his first start in Mizzou's win over Florida, impressing with five tackles and a pair of pass breakups.
- The five tackles were more than Jackson had accumulated in the previous seven games he played this season.
- Jackson also recorded his first career tackle for loss in the game.

KAD ALL THE WAY

- Kris Abrams-Draine produced a 100-yard kickoff return for a touchdown against Tennessee. It was the first kickoff return touchdown for Mizzou since 2014 when Marcus Murphy housed a 96-yard return at Florida.
- The 100-yard return was just the fifth 100-yarder in program history and the first of its kind since Oct. 30, 1976 when receiver Joe Stewart went endzone-to-endzone against Oklahoma State.

BLAZE IS ON FIRE

- After a three-game hiatus from the starting lineup, graduate linebacker Blaze Alldredge has been strong in the past three games to help Mizzou's defense to a recent turnaround.
- Alldredge turned in an eight-tackle performance in the win over Florida, including a crucial 3rd-and-1 stop on an option play in the fourth quarter to stall a Florida drive and limit the Gators to a game-tying field goal.
- Alldredge added two tackles for loss and a pair of quarterback hurries to turn in his most complete performance in SEC play.

SCORE ON D

- Mizzou produced its first defensive score of the season against North Texas, as Trajan Jeffcoat deflected a pass which was intercepted by freshman defensive lineman Mekhi Wingo and returned 40 yards for a touchdown.
- The interception was the first of Wingo's career and marked the first time a Mizzou defensive lineman has scored since Akial Byers in 2018.
- The INT return for TD was part of a three-turnover performance for the Tigers' defense. Kris Abrams-Draine picked off a pass to setup Mizzou's first score of the day and later recovered a fumble forced by corner Akayleb Evans.
- Evans forced two fumbles on the day, the first two FF of his career.
- Mizzou scored 14 points off the three turnovers.

SPREADING THE LOVE

- Mookie Cooper became the 10th Tiger to haul in a touchdown reception this season with his 60-yard bomb against South Carolina. The 10 players with a TD grab are the most by the Tigers since 2016.
- Four Tigers have multiple TD receptions, led by Tyler Badie with four.
- This season, 16 different Tigers have caught a pass with six Tigers making their first career TD grabs.

TAKE YOUR PICK

- Mizzou's secondary has snagged an interception in nine of the 11 contests played this season.
- The Tigers have a total of 11 interceptions, ranking 30th nationally and fourth in the SEC.
- Six different Tigers have an interception this season, as Martez Manuel joined the INT crew with his first career pick at Vanderbilt.
- Jaylon Carlies leads the way with four INTs, Kris Abrams-Draine has three, while Manuel, Akayleb Evans, Shawn Robinson and Mekhi Wingo have one each.

CARLIES CREATING HAVOC

- Sophomore safety Jaylon Carlies has been a force at the back of Mizzou's defense, creating five turnovers for the Tigers.
- The safety picked up his fourth INT of the season at Georgia, tying Carlies for fourth nationally and second in the SEC this season.
- Carlies recorded his first collegiate interception in the season opener against Central Michigan. He made it two-straight games with an INT by pulling in a deflected pass from Kentucky QB Will Levis in week two.
- The back-to-back INTs made Carlies the first Mizzou player to pick off a pass in consecutive games since Adam Sparks accomplished the feat against Vanderbilt and Arkansas in 2017.
- The safety also made one of the biggest plays of the game, forcing a UK fumble late in the first half which was recovered by the Tigers in the end zone. The play led to a Mizzou touchdown with four seconds to play in the half, pull the Black & Gold within seven at the break.



DRINKWITZ ERA TRENDS

DRINKWITZ ERA	RECORD
Home	9-4
Road	2-6
Neutral	0-0
Natural Grass	1-4
Artificial Surface	10-6
Day Games	10-7
Night Games	1-3
Televised Games	11-10
vs. AP Ranked Opponents	1-5
August	0-0
September	2-3
October	4-4
November	4-1
December	1-2
Leading at Halftime	9-0
Trailing at Halftime	1-10
Tied at Halftime	1-1
Scoring First	9-3
Opponent Scoring First	2-7
Score < 20 Points	1-6
Score > 20 Points	6-3
Score 30+ Points	6-2
Score 40+ Points	5-0
Opponent Scores < 20 Points	3-0
Opponent Scores > 20 Points	7-6
Opponent Scores 30+ Points	3-7
Opponent Scores 40+ Points	2-6
Gain < 20 First Downs	2-5
Gain 20+ First Downs	9-5
Opponent Gains < 20 First Downs	6-0
Opponent Gains 20+ First Downs	5-10
More Rushing Yards Than Opponent	8-0
Fewer Rushing Yards Than Opponent	3-10
Rush < 100 Yards	1-5
Rush For 100+ Yards	10-4
Opponent Rushes For < 100 Yards	5-0
Opponent Rushes For 100+ Yards	6-9
More Passing Yards Than Opponent	7-5
Fewer Passing Yards Than Opponent	4-5
Pass For < 200 Yards	3-1
Pass For 200+ Yards	8-9
Opponent Passes For < 200 Yards	6-4
Opponent Passes For 200+ Yards	5-6
More Total Yards Than Opponent	8-0
Fewer Total Yards Than Opponent	3-10
Gain < 300 Total Yards	1-3
Gain 300+ Total Yards	10-7
Opponent Gains < 300 Total Yards	4-0
Opponent Gains 300+ Total Yards	7-10
Commit No Turnovers	7-2
Commit < 3 Turnovers	4-9
Commit 3+ Turnovers	2-1
Force < 3 Turnovers	6-9
Force 3+ Turnovers	2-1
Commit < 6 Penalties	4-4
Commit 6+ Penalties	7-6
3rd Down % < 25	2-1
3rd Down % 25-49	1-6
3rd Down % 50+	8-3
Opponent 3rd Down % < 25	3-0
Opponent 3rd Down % 25-49	8-5
Opponent 3rd Down % 50+	0-5
Trail Time of Possession	4-8
Lead Time of Possession	7-2



ELIAH DRINKWITZ

A winner at every stage of his coaching career, Eliah Drinkwitz – considered one of college football’s top offensive minds – was introduced as Mizou’s 33rd head football coach in December of 2019, and despite all the challenges presented by the COVID-19 pandemic, led his 2020 Tigers to a 5-5 record against an All-SEC slate.

Drinkwitz, who took over the Tiger program following an impressive 2019 season at Appalachian State that saw the 20th-ranked Mountaineers win the Sun Belt Conference title en route to a 12-1 record, joined Warren Powers as the only head coaches in Mizou history to earn a bowl bid in their first season patrolling the sidelines in Columbia. Drinkwitz joins Frank Broyles, Dan Devine and Powers as the only first-year Mizou head coaches to reach five victories in year one of their Tiger tenures.

Picked to finish sixth in the SEC East Division by many preseason pundits and projected to win only two or three games at most against the All-SEC schedule, the Tigers split their 10-game league slate at 5-5 to finish third in the SEC East, with four of the losses coming at the hands of teams that were ranked at kickoff and three that finished at No. 1 (Alabama), No. 7 (Florida) and No. 8 (Georgia) in the final College Football Playoff ranking, while a fourth loss came in week two at then-No. 21 Tennessee. Mizou’s five SEC wins are the second-most ever behind its 7-1 mark that it posted en route to winning back-to-back SEC East crowns in 2013 and 2014.

Despite playing with less than 60 scholarship players for more than half of their games in 2020 and having just three games played on their original dates, the Tigers overcame an 0-2 start to win five of their final eight games down the stretch, a run that included:

- A goal-line stand in the closing minute to hold off defending National Champion LSU, 45-41.
- Snapping Kentucky’s five-game series win streak with a 20-10 victory that wasn’t nearly as close as the final score indicated.
- Mizou’s first win in Columbia East since 2014, a 17-10 decision at South Carolina and a thrilling come-from-behind 50-48 walk-off victory over Arkansas, its fifth-straight in the series.
- An appearance at No. 25 in the College Football Playoff rankings Dec. 7, only the third season the program has appeared in the CFP’s seven-year run.

Of the SEC’s four new head coaches to begin work in the nation’s toughest conference in 2020, Drinkwitz’s 5-5 regular-season record was the league’s best, ahead of Ole Miss’ Lane Kiffin (4-5), Mississippi State’s Mike Leach (3-7) and Arkansas’ Sam Pittman (3-7). In addition, Drinkwitz and his staff signed a top-25 recruiting class currently ranked No. 20 by Rivals.com (highest ranking in program history) to help secure a promising future for the storied Mizou program.

Drinkwitz’s offensive acumen has been a key element in his team’s winning five conference championships while compiling a perfect 8-0 bowl game record in 11 seasons at the FBS level. The combined record of his teams from 2010-20 is 103-39 overall (.725), including a 62-27 conference mark (.687).

The 2019 campaign saw Drinkwitz turn in one of the most impressive FBS head coaching debut seasons ever. His Mountaineers set a Sun Belt record with their 12 wins, and also set the mark for the best regular season in conference history (11-1). They claimed the Sun Belt Championship with a 45-38 win against Louisiana on Dec. 7.

Also in 2019, App State became the first-ever Sun Belt program to earn a top 20 ranking in the Associated Press poll, while also becoming the first team in league history to receive an in-season ranking in the College Football Playoff poll. Drinkwitz’s team also made history in 2019 with a pair of Power 5 road wins (at bowl-eligible North Carolina, and later at South Carolina) – making it the first-ever Sun Belt team to register two Power 5 wins in a season. In all, the Mountaineers claimed an FBS-best six road wins en route to becoming the first-ever 12-win team among North Carolina’s FBS members.

For his efforts, Drinkwitz was named a finalist for the 2019 Eddie Robinson Award, a prestigious award which goes annually to the nation’s top coach. He was also named the North Carolina Coach of the Year by the North State Journal.

App State proved to be one of the nation’s most balanced teams in 2019, thanks in large part to an efficient offense that ranked ninth nationally in scoring (39.4 points per game), coupled with a stingy defense that ranked 22nd nationally in points allowed (20.2 ppg). The Mountaineers also excelled in the critical turnover category, ranking eighth nationally in 2019 with a plus-12 turnover margin. App State junior running back Darrynton Evans was named the Sun Belt Offensive Player of the Year, after rushing for 1,323 yards and 17 touchdowns.

Prior to App State, Drinkwitz spent three years as offensive coordinator and quarterbacks coach for record-setting NC State teams (2016-18), after excelling in a similar role at Boise State for two years (2014-15), where the Broncos won the Mountain West title in 2014 and finished 12-2 and ranked 16th nationally. In 2015, Drinkwitz was promoted to offensive coordinator and quarterbacks coach, and he helped the Bronco offense rank in the top 15 nationally in points (39.1) and yards (501.3) per game.

Before Boise, Drinkwitz was a key figure in back-to-back Sun Belt Championships in 2012-13 as running backs coach and co-offensive coordinator at Arkansas State. He got his first taste at the FBS level in the Southeastern Conference, as he served as a quality control assistant at Auburn for the 2010-11 seasons. The Tigers won the SEC in 2010, and went on to the BCS Championship that season with a perfect 14-0 record.

Following a 7-6 season in 2016 at NC State, Drinkwitz helped the Wolfpack to consecutive nine-win seasons (2017-18) for the first time since 1991-92. With an average of 35.6 points per game under his direction in 2018, NC State had a 1,000-yard rusher for the third-straight year, two 1,000-yard receivers and a quarterback with nearly 4,000 passing yards. The Wolfpack made a steady rise from 63rd nationally in total offense in his first season in 2016 to 25th in 2017 and 16th in 2018. He was a Broyles Award nominee as one of the nation’s top assistant coaches in his final year with the Wolfpack.

The Wolfpack offense had six players selected in the 2018 and 2019 NFL Drafts combined, including record-setting quarterback Ryan Finley, who was a fourth-round selection in 2019 by the Cincinnati Bengals.

In his six seasons as an offensive coordinator and head coach, Drinkwitz has produced five 1,000-yard rushers, four 3,000-yard passers and four 1,000-yard receivers. Three of those years (2015, 2017, 2018) his offenses produced at least one in each category.

DRINKWITZ YEAR-BY-YEAR

YEAR	TEAM	OVERALL	CONF	POST
2019	App. State	12-1	7-1	-
2020	Mizzou	5-5	5-5	-
2021	Mizzou	6-5	3-4	-
Total		23-11	15-10	
		.676	.600	

DRINKWITZ FILE

Born _____ April 12, 1983 (38yo)
 Hometown _____ Alma, Ark.
 Alma Mater/Arkansas Tech, 2004 (B.S., education)
 Family _____ Wife, Lindsey (Sivils)
 _____ Daughters Addison, Emerson, Ella, Parker Lynn
 Twitter _____ @CoachDrinkwitz
 Instagram _____ @ElijahDrinkwitz

AS A COACH

2020-pres. _____ Head Coach, Mizou
 2019 _____ Head Coach, Appalachian State
 2016-18 _____ Offensive Coordinator/QBs, NC State
 2015 _____ Offensive Coordinator/QBs, Boise State
 2014 _____ Tight Ends, Boise State
 2013 Co-Offensive Coordinator/RBs, Arkansas State
 2012 _____ Running Backs, Arkansas State
 2010-11 _____ Quality Control Assistant, Auburn
 2006-09 _____ Offensive Coordinator, Springdale HS (Ark.)
 2005 _____ Assistant, Alma HS (Ark.)

2021 MIZZOU CAPTAINS

RB Tyler Badie
QB Connor Bazalak
OL Case Cook
DB Martez Manuel
 *additional captains may be added game week

Game 1 vs. Central Michigan: Chris Turner, GR, DL
 Game 2 at Kentucky: Grant McKinniss, GR, P
 Game 3 vs. SEMO: Dawson Downing, GR, RB
 Mason Pack, GR, DB, Boo Smith, SR, WR;
 Game 4 at Boston College: Michael Maietti, GR, OL
 Game 5 vs. Tennessee: Tyler Badie, GR, RB
 Game 6 vs. North Texas: Tauskie Dove, SR, WR: Micah Wilson, GR, WR
 Game 7 vs. Texas A&M: Kobie Whiteside, GR, DL: Keke Chism, GR, WR: Akayleb Evans, GR, DB
 Game 8 at Vanderbilt: Blaze Alldredge, GR, LB: Allie Green IV, GR, DB
 Game 9 at Georgia: Richard Taylor, GR, OL: Chance May, GR, LB
 Game 10 vs. South Carolina: N/A
 Game 11 vs. Florida: senior class
 Game 12 at Arkansas:

2021 PRESEASON

- Mizou was picked fourth in the SEC East by the media heading into the 2021 season.
- Tigers Michael Maietti and Trajan Jeffcoat were named to the media’s preseason All-SEC teams.
- In the coaches’ version of All-SEC preseason honors, four Tigers earned spots on the recognition list:

DL Trajan Jeffcoat – second team
 QB Connor Bazalak – third team
 C Michael Maietti – third team
 P Grant McKinniss – third team



ALPHABETICAL ROSTER

#	Name	Pos.	Ht.	Wt.	Yr.	Hometown	High School (Previous)
14	Kris Abrams-Draine	DB	5-11	177	So.-1L	Mobile, Ala.	Spanish Fort
25	Blaze Alldredge	LB	6-1	231	Gr.-Tr.	Kissimmee, Fla.	Celebration (Rice/LA Pierce College)
1	Tyler Badie	RB	5-8	194	Sr.-3L	New Orleans, La.	Briarcrest Christian
33	Chad Bailey	LB	6-0	229	RJr.-2L	Missouri City, Texas	Ridge Point
20	Simi Bakare	RB	6-3	209	Sr.-3L	Round Rock, Texas	Cedar Ridge
11	Barrett Banister	WR	6-0	192	RSr.-3L	Fayetteville, Ark.	Fayetteville
93	Luke Bauer	K	6-5	201	RFr.	St. Louis, Mo.	De Smet
8	Connor Bazelak	QB	6-3	212	RSo.-1L	Dayton, Ohio	Archbishop Alter
47	Stephen Benson	RB	5-9	196	Jr.-Tr.	Blue Springs, Mo.	Blue Springs (Culver-Stockton College)
7	Stacy Brown	DB	6-2	205	Jr.-2L	Dallas, Texas	Duncanville
8	Ish Burdine	DB	6-1	187	RSo.-1L	Slidell, La.	Slidell
45	Devyn Butler	DB	5-9	177	RSo.-Tr.	Allen, Texas	Allen (Texas Tech)
17	Taj Butts	RB	5-10	232	Fr.	St. Louis, Mo.	De Smet
0	Akial Byers	DL	6-3	288	Gr.	Fayetteville, Ark.	Fayetteville
1	Jaylon Carlies	DB	6-3	204	So-1L	Orlando, Fla.	West Orange
13	Daylan Carnell	DB	6-2	211	Fr.	Indianapolis, Ind.	Ben Davis
45	Kibet Chepyator	TE	6-7	223	RSr.	Carol Steam, Ill.	Glenbard North
6	Keke Chism	WR	6-5	214	Gr.	Daingerfield, Texas	Daingerfield (Angelo State)
12	Brady Cook	QB	6-2	207	RFr.	St. Louis, Mo.	Chaminade
59	Case Cook	OL	6-4	291	RSr.-3L	Clem, Ga.	Carrollton
5	Mookie Cooper	WR	5-8	174	RFr.-Tr.	St. Louis, Mo.	Trinity Catholic (Ohio State)
35	Michael Cox	RB	6-1	227	RFr.	Atlanta, Ga.	Holy Innocents' Episcopal
72	Xavier Delgado	OL	6-4	324	RJr.-1L	Glendale, Ariz.	Deer Valley
86	Tauskie Dove	WR	6-2	195	RJr.-1L	Denton, Texas	Ryan
28	Dawson Downing	RB	5-11	221	Gr.	Mission, Kan.	Bishop Miege
46	Justin Efebera	DB	5-11	191	RFr.	Columbus, Ohio	Saint Charles Prep
26	Akayleb Evans	DB	6-2	198	RSr.-Tr.	McKinney, Texas	McKinney (Tulsa)
16	Travion Ford	DL	6-2	239	Fr.	St. Louis, Mo.	Lutheran North
76	Javon Foster	OL	6-5	297	RJr.-1L	Detroit, Mich.	West Bloomfield
99	Realus George, Jr.	DL	6-1	278	RSo.-Tr.	Atlanta, Ga.	Pace Academy (Miami / Independence CC)
24	Allie Green IV	DB	6-2	202	Gr.-Tr.	Austin, Texas	Lyndon B. Johnson (Tulsa)
43	Brandon Gregory	DB	6-0	175	RFr.	Kansas City, Mo.	Fort Osage
54	Luke Griffin	OL	6-5	328	RSo.-1L	Chatsworth, Ga.	North Murray
41	Zach Hahn	WR	5-11	172	Fr.	St. Louis, Mo.	Christian Brothers
28	Jatorian Hansford	DL	6-4	258	Sr.-3L	Forsyth, Ga.	Mary Persons
57	Steven Hardy	OL	6-0	251	RJr.	Kansas City, Mo.	South
14	BJ Harris	RB	5-9	210	Fr.	Chattanooga, Tenn.	McCallie School
47	Daniel Hawthorne	LS	6-0	231	So.-1L	West Monroe, La.	West Monroe
48	Caimin Hayes	DB	5-11	183	RFr.	Philadelphia, Penn.	Malvern Prep
48	Niko Hea	TE	6-4	245	Jr.-2L	St. Louis, Mo.	Christian Brothers
69	Drake Heismeyer	OL	6-3	290	RFr.	St. Charles, Mo.	Francis Howell
81	Shawn Hendershot	TE	6-3	221	RFr.	Overland Park, Kan.	Blue Valley North
98	Will Henson	TE	6-1	212	Fr.	College Station, Texas	College Station
13	JJ Hester	WR	6-3	202	RFr.	Tulsa, Okla.	Booker T. Washington
17	Tyler Hibbler	DB	5-11	192	Fr.	St. Louis, Mo.	Trinity Catholic
30	Chuck Hicks	LB	6-0	223	RJr.-Tr.	San Diego, Calif.	Lincoln (Wyoming)
84	Ryan Hoerstkamp	TE	6-2	230	Fr.	Washington, Mo.	Washington
49	Jake Hoffman	LS	6-3	221	RJr.-2L	Kearney, Mo.	Kearney
33	Bryce Jackson	RB	5-7	210	Fr.	Columbia, Mo.	Rock Bridge
36	DJ Jackson	DB	6-2	175	Fr.	Dallas, Texas	Red Oak
18	Trajan Jeffcoat	DL	6-4	276	RJr.-2L	Columbia, S.C.	Irmo
40	Damon Johanns	TE	6-2	204	Fr.	Jefferson City, Mo.	Helias Catholic
96	Ethan Johnson	LS	6-1	230	Fr.	Washington, Mo.	St. Francis Borgia Regional
90	Jonathan Jones	DL	6-3	241	Fr.	McKinney, Texas	McKinney
21	Tyler Jones	DB	5-11	191	RFr.	Orlando, Fla.	West Orange
95	Ben Key	DL	6-3	289	RJr.	Cranbourne West, Australia	Cathedral (Los Angeles) (East Los Angeles College)
90	Sean Koetting	K	6-4	226	RSr.-2L	Columbia, Mo.	Rock Bridge
38	Chris Kreh	RB	5-9	201	Fr.	Chesterfield, Mo.	Marquette
38	Ben Langston	DB	6-2	198	Jr.-Tr.	The Woodlands, Texas	The Woodlands (Blinn College)

NUMERICAL ROSTER

No.	Name	Pos.	Hometown
0	Akial Byers	DL	Fayetteville, Ark.
1	Tyler Badie	RB	New Orleans, La.
1	Jaylon Carlies	DB	Orlando, Fla.
2	Ennis Rakestraw, Jr.	DB	West Dallas, Texas
2	Micah Wilson	WR	Tulsa, Okla.
3	Martez Manuel	DB	Columbia, Mo.
4	Jalani Williams	DB	St. Louis, Mo.
4	Elijah Young	RB	Knoxville, Tenn.
5	Mookie Cooper	WR	St. Louis, Mo.
5	Chris Shearin	DB	Suffolk, Va.
6	Keke Chism	WR	Daingerfield, Texas
6	Barrett Banister	DL	Southfield, Mich.
7	Stacy Brown	DB	Dallas, Texas
7	Dominic Lovett	WR	East St. Louis, Ill.
8	Connor Bazelak	QB	Dayton, Ohio
8	Ish Burdine	DB	Slidell, La.
9	Isaiah McGuire	DL	Tulsa, Okla.
10	Tyler Macon	QB	St. Louis, Mo.
10	Dameon Wilson	LB	Grover, N.C.
11	Barrett Banister	WR	Fayetteville, Ark.
11	Devin Nicholson	LB	Detroit, Mich.
12	Brady Cook	QB	St. Louis, Mo.
12	Shawn Robinson	DB	Saginaw, Texas
13	Daylan Carnell	DB	Indianapolis, Ind.
13	JJ Hester	WR	Tulsa, Okla.
14	Kris Abrams-Draine	DB	Mobile, Ala.
14	BJ Harris	RB	Chattanooga, Tenn.
15	Tommy Lock	QB	Lee's Summit, Ark.
15	Johnny Walker, Jr.	DL	Tampa, Florida
16	Travion Ford	DL	St. Louis, Mo.
16	Jack Samsel	QB	Spanish Fort, Ala.
17	Taj Butts	RB	St. Louis, Mo.
17	Tyler Hibbler	DB	St. Louis, Mo.
18	Trajan Jeffcoat	DL	Columbia, S.C.
18	Chance Luper	WR	N Richland Hills, Texas
19	Grant McKinniss	P	Findlay, Ohio
20	Simi Bakare	RB	Round Rock, Texas
20	'Snoop' Reeves	DB	Titusville, Fla.
21	Tyler Jones	DB	Orlando, Fla.
22	Will Norris	LB	Columbia, Mo.
24	Allie Green IV	DB	Austin, Texas
25	Blaze Alldredge	LB	Kissimmee, Fla.
26	Akayleb Evans	DB	McKinney, Texas
28	Dawson Downing	RB	Mission, Kan.
28	Jatorian Hansford	DL	Forsyth, Ga.
30	Chuck Hicks	LB	San Diego, Calif.
31	Zach Lovett	LB	Melbourne, Fla.
31	D'ionte 'Boo' Smith	WR	Kansas City, Mo.
32	Ky Montgomery	DL	Indianapolis, Ind.
33	Chad Bailey	LB	Missouri City, Texas
33	Bryce Jackson	RB	Columbia, Mo.
34	Davion Sistrunk	DB	Eau Gallie, Fla.
35	Michael Cox	RB	Atlanta, Ga.
35	Mason Pack	DB	Springfield, Mo.
36	DJ Jackson	DB	Dallas, Texas
38	Chris Kreh	RB	Chesterfield, Mo.



NUMERICAL ROSTER

No.	Name	Pos.	Hometown
38	Ben Langston	DB	The Woodlands, Texas
39	Chris Turner	DL	Hammond, La.
40	Damon Johanns	TE	Jefferson City, Mo.
41	Zach Hahn	WR	St. Louis, Mo.
41	Chance May	LB	Kansas City, Mo.
43	Brandon Gregory	DB	Kansas City, Mo.
45	Devyn Butler	DB	Allen, Texas
45	Kibet Chepyator	TE	Carol Steam, Ill.
46	Justin Efebera	DB	Columbus, Ohio
46	Logan Muckey	WR	Lee's Summit, Mo.
47	Stephen Benson	RB	Blue Springs, Mo.
47	Daniel Hawthorne	LS	West Monroe, La.
48	Caimin Hayes	DB	Philadelphia, Penn.
48	Niko Hea	TE	St. Louis, Mo.
49	Jake Hoffman	LS	Kearney, Mo.
50	Hyrin White	OL	Dallas, Texas
51	Zeke Powell	OL	Georgiana, Ala.
54	Luke Griffin	OL	Chatsworth, Ga.
55	Michael Maietti	OL	West Orange, N.J.
55	Arden Walker	DL	Denver, Colo.
56	Daniel Robledo	DL	Tucson, Ariz.
57	Steven Hardy	OL	Kansas City, Mo.
58	Mekhi Wingo	DL	St. Louis, Mo.
59	Case Cook	OL	Clem, Ga.
61	Richard Taylor	OL	Ellenwood, Ga.
63	Isaac Zatechka	OL	Elkhorn, Neb.
64	Bobby Lawrence	OL	St. Joseph, Mo.
65	Trenton Sederwall	OL	Ozark, Mo.
66	Connor Wood	OL	Meridian, Idaho
69	Drake Heismeyer	OL	St. Charles, Mo.
70	EJ Ndoma-Ogar	OL	Allen, Texas
72	Xavier Delgado	OL	Glendale, Ariz.
74	Connor Tollison	OL	Jackson, Mo.
75	Mitchell Walters	OL	St. Louis, Mo.
76	Javon Foster	OL	Detroit, Mich.
78	Kobie Whiteside	DL	Houston, Texas
80	Messiah Swinson	TE	Bay Shore, N.Y.
81	Shawn Hendershot	TE	Overland Park, Kan.
81	Jack Meyer	DL	New Melle, Mo.
82	Daniel Parker, Jr.	TE	Blue Springs, Mo.
84	Ryan Hoerstkamp	TE	Washington, Mo.
85	Jaden Nash	WR	Jacksonville, Ark.
86	Tauskie Dove	WR	Denton, Texas
87	Gavin McKay	TE	Memphis, Tenn.
88	Jason Skivers	DL	Independence, Mo.
89	Jarrin McKeithen	WR	Lake St. Louis, Mo.
90	Jonathan Jones	DL	McKinney, Texas
90	Sean Koetting	K	Columbia, Mo.
92	Harrison Mevis	K	Warsaw, Ind.
93	Luke Bauer	K	St. Louis, Mo.
93	Andrew Serrano	DL	Chicago, Ill.
95	Ben Key	DL	Cranbourne West, Aus.
96	Ethan Johnson	LS	Washington, Mo.
96	Cannon York	DL	Lebanon, Mo.
98	Will Henson	TE	College Station, Texas
97	Jack Stonehouse	P	Camarillo, Calif.
99	Realus George, Jr.	DL	Atlanta, Ga.

ALPHABETICAL ROSTER

#	Name	Pos.	Ht.	Wt.	Yr.	Hometown	High School (Previous)
64	Bobby Lawrence	OL	6-9	319	RJr.-2L	St. Joseph, Mo.	Central
15	Tommy Lock	QB	6-3	156	Fr.	Lee's Summit, Mo.	Lee's Summit
7	Dominic Lovett	WR	5-10	179	Fr.	East St. Louis, Ill.	East St. Louis
31	Zach Lovett	LB	6-0	239	Fr.	Melbourne, Fla.	Rockledge
18	Chance Luper	WR	6-2	186	RFr.	North Richland Hills, Texas	Fort Worth Christian
10	Tyler Macon	QB	5-11	205	Fr.	St. Louis, Mo.	East St. Louis
55	Michael Maietti	OL	6-1	290	Gr.	West Orange, N.J.	Don Bosco Prep (Rutgers)
3	Martez Manuel	DB	6-0	208	Jr.-2L	Columbia, Mo.	Rock Bridge
41	Chance May	LB	6-0	184	RSr.	Kansas City, Mo.	Rockhurst
9	Isaiah McGuire	DL	6-4	266	Jr.-2L	Tulsa, Okla.	Union
87	Gavin McKay	TE	6-3	219	Fr.	Memphis, Tenn.	Memphis University School
89	Jarrin McKeithen	WR	6-0	196	RSo.-Tr.	Lake St. Louis, Mo.	Liberty (Lincoln University)
19	Grant McKinniss	P	6-0	201	Gr.	Findlay, Ohio	Findlay (Kentucky)
92	Harrison Mevis	K	5-11	236	So.-1L	Warsaw, Ind.	Warsaw Community
81	Jack Meyer	DL	6-1	214	Fr.	New Melle, Mo.	Francis Howell
32	Ky Montgomery	DL	6-3	254	Fr.	Indianapolis, Ind.	Pike
46	Logan Muckey	WR	6-0	205	Fr.	Lee's Summit, Mo.	Lee's Summit North
85	Jaden Nash	WR	5-9	180	RFr.	Jacksonville, Ark.	Benton
70	EJ Ndoma-Ogar	OL	6-3	333	RFr.-Tr.	Allen, Texas	Allen (Oklahoma)
11	Devin Nicholson	LB	6-2	221	Jr.-2L	Detroit, Mich.	Cass Tech
22	Will Norris	LB	6-1	240	So.-1L	Columbia, Mo.	Rock Bridge
35	Mason Pack	DB	5-11	194	Gr.	Springfield, Mo.	Kickapoo (Southwest Baptist)
82	Daniel Parker, Jr.	TE	6-2	235	Sr.-3L	Blue Springs, Mo.	Blue Springs
51	Zeke Powell	OL	6-5	288	RSr.-1L	Georgiana, Ala.	Georgiana (Coffeyville CC/S. Alabama)
2	Ennis Rakestraw, Jr.	DB	6-0	172	So.-1L	West Dallas, Texas	Duncanville
20	Zxaequan 'Snoop' Reeves	DB	6-1	201	Fr.	Titusville, Fla.	Cocoa
6	Darius Robinson	DL	6-5	290	Jr.-2L	Southfield, Mich.	Canton
12	Shawn Robinson	DB	6-1	223	RSr.-1L	Saginaw, Texas	DeSoto (TCU)
56	Daniel Robledo	DL	6-2	279	RSo.-Tr.	Tucson, Ariz.	Cholla (East Los Angeles College)
16	Jack Samsel	QB	6-2	204	RJr.	Spanish Fort, Ala.	Spanish Fort (Memphis / Butler CC)
65	Trenton Sederwall	OL	6-4	295	RSo.	Ozark, Mo.	Ozark
93	Andrew Serrano	DL	6-6	244	RFr.	Chicago, Ill.	Notre Dame College Prep
5	Chris Shearin	DB	5-11	189	RSo.	Suffolk, Va.	King's Fork (IMG Academy)
34	Davion Sistrunk	DB	6-1	163	Fr.	Eau Gallie, Fla.	Eau Gallie
88	Jason Skivers	DL	6-2	232	Fr.	Independence, Mo.	Van Horn
31	D'ionte 'Boo' Smith	WR	6-0	150	Sr.-1L	Kansas City, Mo.	Raytown (Coffeyville CC/MidAmerica Nazarene)
97	Jack Stonehouse	P	6-1	175	Fr.	Camarillo, Calif.	Chaminade
80	Messiah Swinson	TE	6-8	251	RJr.-1L	Bay Shore, N.Y.	Lutheran
61	Richard Taylor	OL	6-5	305	RJr.	Ellenwood, Ga.	Arabia Mountain
74	Connor Tollison	OL	6-4	305	Fr.	Jackson, Mo.	Jackson
39	Chris Turner	DL	6-3	268	Gr.	Hammond, La.	Hammond
55	Arden Walker	DL	6-2	224	Fr.	Denver, Colo.	Cherry Creek
15	Johnny Walker, Jr.	DL	6-3	233	RFr.	Tampa, Florida	Chamberlain
75	Mitchell Walters	OL	6-8	319	RFr.	St. Louis, Mo.	Mehlville
50	Hyrin White	OL	6-7	320	RJr.	Dallas, Texas	DeSoto
78	Kobie Whiteside	DL	6-1	298	Gr.	Houston, Texas	Alief Taylor
4	Jalani Williams	DB	6-1	193	RSo.-1L	St. Louis, Mo.	Parkway North
10	Dameon Wilson	LB	6-0	222	Fr.	Grover, N.C.	Kings Mountain
2	Micah Wilson	WR	6-2	202	Gr.	Tulsa, Okla.	Lincoln Christian
58	Mekhi Wingo	DL	6-0	266	Fr.	St. Louis, Mo.	De Smet
66	Connor Wood	OL	6-4	315	RJr.-Tr.	Meridian, Idaho	Rocky Mountain (Montana State)
96	Cannon York	DL	6-2	252	RJr.-1L	Lebanon, Mo.	Lebanon
4	Elijah Young	RB	5-9	185	So.-1L	Knoxville, Tenn.	South Doyle
63	Isaac Zatechka	OL	6-3	271	Fr.	Elkhorn, Neb.	Elkhorn South



STARTS BY POSITION

OFFENSE

LINEMEN	'17	'18	'19	'20	'21	Tot.
Maietti	9*	12*	12*	10	11	55
Cook	—	—	10	10	5	25
Delgado	—	—	0	8	8	16
Powell	—	—	—	8	0	8
White	—	0	3	0	9	12
Lawrence	—	—	1	3	1	5
Foster	—	—	—	2	11	13
Wood	—	—	—	—	6	6
Griffin	—	—	—	1	4	5

* - while at Rutgers

RECEIVERS/TE

	'17	'18	'19	'20	'21	Tot.
Chism	2*	12*	11*	8	9	42
Parker	—	2	7	6	10	25
Dove	—	—	0	5	7	12
Banister	—	—	2	3	3	8
Hea	—	—	0	5	6	7
Wilson	—	0	0	2	0	2
Luper	—	—	—	0	4	4
Smith	—	—	—	0	2	2
Cooper	—	—	—	—	2	2
Lovett	—	—	—	—	4	4
Swinson	—	—	—	—	1	1

* - while at Angelo State

QBs

	'17	'18	'19	'20	'21	Tot.
Robinson	6^	7^	—	3*	—	16
Bazelak	—	—	1	8	10	19
Macon	—	—	—	—	1	1

^ - while at TCU

* - started at FB vs. LSU

RUNNING BACKS

	'18	'19	'20	'21	Tot.
Badie	0	2	1	11	14

DEFENSE

LINEMEN

	'17	'18	'19	'20	'21	Tot.
Turner	0	13	12	3	1	29
Whiteside	0	0	11	4	4	19
Byers	—	6	0	4	9	19
McGuire	—	—	0	8	11	20
Jeffcoat	—	0	—	6	11	17
Hansford	—	0	3	0	2	5
York	—	—	0	2	0	2
Robinson	—	—	0	1	3	4
Wingo	—	—	—	—	3	3

LINEBACKERS

	'18	'19	'20	'21	Tot.
Allredge*	8	12	5	8	33
Nicholson	—	5	10	8	23
Bailey	—	—	—	6	6

* - while at Rice

SECONDARY

	'17	'18	'19	'20	'21	Tot.
Green IV*	—	6	11	8	4	29
Evans*	6	5	3	9	8	31
Manuel	—	—	1	10	11	22
Rakestraw	—	—	—	10	1	11
Carlies	—	—	—	3	11	14
Pack	0	0	0	1	0	1
Abrams-Draine	—	—	—	—	8	8
Burdine	—	—	—	—	5	5
Williams	—	—	—	2	1	3
Robinson	—	—	—	—	4	4
Shearin	—	—	—	—	1	1
Brown	—	—	—	—	1	1
Jackson	—	—	—	—	1	1

* - while at Tulsa

CAREER PARTICIPATION

	Career G-GS	2021 G-GS	2020 G-GS	2019 G-GS	2018 G-GS	2017 G-GS	Cons. Games	Cons. Starts
14 Kris Abrams-Draine	16-8	11-8	5-0	-	-	-	12	6
25 Blaze Allredge ²	41-34	11-9	5-5	12-12	13-8	-	11	3
1 Tyler Badie	45-14	11-11	10-1	12-2	12-0	-	37	12
33 Chad Bailey	31-6	11-6	10-0	6-0	3-0	-	24	6
20 Simi Bakare	31-0	3-0	10-0	12-0	6-0	-	-	-
11 Barrett Banister	42-8	10-3	10-3	11-2	11-0	-	4	-
8 Connor Bazelak	23-19	10-10	10-8	3-1	-	-	2	2
46 Stephen Benson	6-0	6-0	-	-	-	-	6	-
36 Joe Britton	13-0	-	4-0	4-0	5-0	-	-	-
7 Stacy Brown	25-1	9-1	5-0	11-0	-	-	-	-
8 Ish Burdine	14-5	5-5	8-0	1-0	-	-	-	-
45 Devyn Butler ²	1-0	-	1-0	-	-	-	-	-
0 Akial Byers	51-19	11-9	8-4	12-0	13-6	7-0	17	4
1 Jaylon Carlies	21-14	11-11	10-3	-	-	-	21	12
13 Daylan Carnell	6-0	6-0	-	-	-	-	4	-
45 Kibet Chepyator	6-0	6-0	-	-	-	-	4	-
6 Keke Chism ¹	54-42	11-9	9-8	11-11	12-12	11-2	19	-
5 Mookie Cooper ²	8-2	7-2	1-0	-	-	-	1	-
12 Brady Cook	6-0	3-0	3-0	-	-	-	-	-
59 Case Cook	35-25	5-5	10-10	12-10	8-0	-	-	-
35 Michael Cox	6-0	6-0	-	-	-	-	2	-
72 Xavier Delgado	31-17	10-9	8-8	12-0	1-0	-	3	1
86 Tauskie Dove	27-12	11-6	10-5	6-0	-	-	23	5
28 Dawson Downing	51-0	11-0	10-0	12-0	13-0	5-0	46	-
26 Akayleb Evans ¹	40-31	10-8	9-9	3-3	9-5	9-6	-	-
16 Travion Ford	1-0	1-0	-	-	-	-	-	-
76 Javon Foster	23-13	11-11	10-2	2-0	-	-	20	11
99 Realus George, Jr.	5-0	5-0	-	-	-	-	-	-
24 Allie Green IV ²	53-30	10-5	9-8	12-11	11-6	11-0	3	2
54 Luke Griffin	19-5	10-4	9-1	-	-	-	6	4
14 B.J. Harris	6-0	6-0	-	-	-	-	-	-
28 Jatorian Hansford	31-5	9-2	4-0	11-3	7-0	-	1	-
47 Daniel Hawthorne	18-0	11-0	7-0	-	-	-	17	-
48 Niko Hea	30-7	10-2	10-5	10-0	-	-	6	1
69 Drake Heismeyer	8-0	8-0	-	-	-	-	4	-
81 Shawn Hendershot	1-0	-	1-0	-	-	-	-	-
13 J.J. Hester	10-0	10-0	-	-	-	-	10	-
30 Chuck Hicks	5-0	5-0	-	-	-	-	5	-
84 Ryan Hoerstkamp	2-0	2-0	-	-	-	-	-	-
49 Jake Hoffman	33-0	11-0	10-0	12-0	-	-	33	-
36 DJ Jackson	8-1	8-1	-	-	-	-	7	1
18 Trajan Jeffcoat	33-17	11-11	9-6	-	13-0	-	15	14
90 Jonathan Jones	2-0	2-0	-	-	-	-	-	-
95 Ben Key	3-0	1-0	2-0	-	-	-	-	-
90 Sean Koetting	31-0	11-0	10-0	9-0	1-0	-	24	-
64 Bobby Lawrence	23-5	10-0	9-3	4-1	-	-	-	-
7 Dominic Lovett	10-4	10-4	-	-	-	-	10	1
31 Zach Lovett	2-0	2-0	-	-	-	-	-	-
18 Chance Luper	13-4	8-4	5-0	-	-	-	-	-
10 Tyler Macon	3-1	3-1	-	-	-	-	-	-
55 Michael Maietti*	54-54	11-11	10-10	12-12	12-12	9-9	54*	54*
3 Martez Manuel	33-22	11-11	10-10	12-1	-	-	32	21
41 Chance May	2-0	2-0	-	-	-	-	-	-
9 Isaiah McGuire	27-19	11-11	10-8	6-0	-	-	22	17
19 Grant McKinniss ¹	47-0	11-0	10-0	13-0	13-0	-	47 ¹	-
92 Harrison Mevis	21-0	11-0	10-0	-	-	-	21	-
85 Jaden Nash	1-0	1-0	-	-	-	-	-	-
70 E.J. Ndoma-Ogar	4-0	4-0	-	-	-	-	-	-
11 Devin Nicholson	28-23	11-8	10-10	7-5	-	-	27	-
22 Will Norris	8-0	2-0	5-0	-	-	-	-	-
35 Mason Pack	17-1	6-0	10-1	1-0	-	-	-	-
82 Daniel Parker, Jr.	42-25	11-10	7-6	12-7	12-2	-	14	2
51 Zeke Powell	11-8	2-0	9-8	-	-	-	-	-
2 Ennis Rakestraw, Jr.	14-11	4-1	10-10	-	-	-	-	-
6 Darius Robinson	21-5	9-4	7-1	5-0	-	-	5	3
12 Shawn Robinson	25-19	7-3	5-3	-	7-7	6-6	-	-
56 Daniel Robledo	2-0	2-0	-	-	-	-	-	-
93 Andrew Serrano	1-0	1-0	-	-	-	-	-	-
5 Chris Shearin	8-1	8-1	-	-	-	-	-	-
34 Davon Sistrunk	1-0	1-0	-	-	-	-	-	-
31 D'ionte 'Boo' Smith	19-2	11-2	8-0	-	-	-	19	-
80 Messiah Swinson	22-1	11-1	10-0	1-0	-	-	21	-
61 Richard Taylor	3-0	3-0	-	-	-	-	2	-
74 Connor Tollison	1-0	1-0	-	-	-	-	-	-
39 Chris Turner	54-29	6-1	10-3	12-12	13-13	12-0	-	-
55 Arden Walker	2-0	2-0	-	-	-	-	-	-
15 Johnny Walker	5-0	5-0	-	-	-	-	-	-
75 Mitchell Walters	1-0	1-0	-	-	-	-	1	-
50 Hyrin White	28-11	9-9	-	11-3	8-0	-	-	-
78 Kobie Whiteside	52-19	11-5	5-4	12-11	12-0	12-0	12	-
4 Jalani Williams	21-3	10-1	9-2	2-0	-	-	7	-
10 Dameon Wilson	3-0	3-0	-	-	-	-	-	-
2 Micah Wilson	34-2	10-0	8-2	12-0	2-0	2-0	10	-
58 Mekhi Wingo	9-3	9-3	-	-	-	-	1	-
66 Connor Wood	9-6	9-6	-	-	-	-	4	4
96 Cannon York	18-2	8-0	9-2	1-0	-	-	7	-
4 Elijah Young	18-0	11-0	7-0	-	-	-	18	-

* - 2017, 2018, 2019 Rutgers (33 games total)

¹ - 2018, 19, 20 at Rice (25 games total)

² - 2020 at Texas Tech

³ - 2020 at Ohio State

⁴ - 2017, 18, 19, 20 at Tulsa (Evans, 30 games; Green IV, 43 games)

⁵ - 2017, 18, 19 at Kentucky

⁶ - 2017, 18, 19 at Angelo State



LAST TIME MIZZOU HAD...

RUSHING

30 attempts _____ 34 – Tyler Badie vs. South Carolina, 11/13/21
 25 attempts _____ 34 – Tyler Badie vs. South Carolina, 11/13/21
 100 yards _____ 146 – Tyler Badie vs. Florida, 11/20/21
 200 yards _____ 209 – Tyler Badie vs. South Carolina, 11/13/21
 3 TDs _____ 3 – Larry Rountree III vs. Arkansas, 12/5/20
 4 TDs _____ 4 – Damarea Crockett vs. Middle Tennessee, 10/22/16
 50+ yard rush _____ 73 – Tyler Badie at Vanderbilt, 10/30/21
 75+ yard rush _____ 86 – Henry Josey at Kentucky, 11/9/13
 Two 100-yard performances _____ 216 – Ish Witter vs. Tennessee, 11/11/17
 (same game) _____ 155 – Larry Rountree III vs. Tennessee, 11/11/17
 Four consecutive 100-yard games _____ Henry Josey
 (same season) _____ 129 vs. Iowa State, 10/15/11; 138 vs. Oklahoma State, 10/22/11
 _____ 162 at Texas A&M, 10/29/11; 132 at Baylor, 11/5/11

PASSING

30-39 attempts _____ 32 – Connor Bazelak vs. North Texas, 10/9/21
 40-49 attempts _____ 43 – Connor Bazelak vs. Texas A&M, 10/16/21
 50 attempts _____ 51 – Connor Bazelak at Kentucky, 9/11/21
 30-39 completions _____ 30 – Connor Bazelak at Boston College, 9/25/21
 300 yards _____ 322 – Connor Bazelak vs. Tennessee, 10/2/21
 400 yards _____ 406 – Connor Bazelak vs. LSU, 10/10/20
 75+ yard completion _____ 86 – Drew Lock to Johnathon Johnson vs. Oklahoma State, 12/31/18
 Two QBS over 100 yards _____ Maty Mauk, 181; Drew Lock 138 vs. SEMO, 9/5/15
 3 TDs _____ 3 – Connor Bazelak vs. SEMO, 9/18/21
 4 TDs _____ 4 – Connor Bazelak at Kentucky, 9/11/21
 5 TDs _____ 5 – Drew Lock at UConn, 10/28/17
 6 TDs _____ 6 – Drew Lock vs. Idaho, 10/21/17
 7 TDs _____ 7 – Drew Lock vs. Missouri State, 9/2/17
 4 interceptions _____ Maty Mauk vs. Georgia, 10/11/14
 5 interceptions _____ Terry McMillan vs. Penn State, 1/1/70
 6 interceptions _____ Kent Kiefer vs. Miami (Fla), 9/23/89

RECEIVING

10+ receptions _____ 10 – Tyler Badie at Kentucky, 9/11/21
 150 yards _____ 185 – Johnathon Johnson vs. Oklahoma State, 12/31/18
 200 yards _____ 233 – Danario Alexander vs. Kansas, 11/28/09
 75+ yard reception _____ 86 (TD) – Johnathon Johnson vs. Oklahoma State, 12/31/18
 Two 100-yard performances _____ 159 (6) – Albert Okwuegbunam vs. Memphis, 10/20/18
 (same game) _____ 109 (5) – Jalen Knox vs. Memphis, 10/20/18
 Three 100-yard performances _____ 172 (6) – Jeremy Maclin vs. Nevada, 9/13/08
 (same game) _____ 127 (6) – Chase Coffman vs. Nevada, 9/13/08
 _____ 100 (6) – Tommy Saunders vs. Nevada, 9/13/08
 3 TDs _____ 3 – Albert Okwuegbunam vs. Memphis, 10/20/18
 4 TDs _____ 4 – J'Mon Moore vs. Delaware State, 9/24/16

DEFENSIVE

15+ tackles _____ 17 – Nick Bolton vs. Tennessee, 10/3/17
 3.0+ sacks _____ 3.5 – Blaze Alldredge vs. Central Michigan, 9/4/21
 3.0+ TFL _____ 3.5 – Trajan Jeffcoat, 11/20/21
 4.0+ TFL _____ 6.0 – Blaze Alldredge vs. Central Michigan, 9/4/21
 2 Interceptions _____ 2 – Cale Garrett vs. Troy, 10/5/19

TOTAL OFFENSE (RUSHING & PASSING)

400+ yards _____ 409 – Connor Bazelak vs. LSU, 10/10/20
 300-399 yards _____ 305 – Connor Bazelak vs. Tennessee, 10/2/21

FIELD GOALS

50 yards _____ 52 – Harrison Mevis at Vanderbilt, 10/30/21
 4 FG made _____ 4 – Tucker McCann vs. Ole Miss, 10/12/19
 5 FG made _____ 5 – Harrison Mevis vs. Arkansas, 12/5/20
 6 FG attempted _____ 6 – Tucker McCann at South Carolina, 10/6/18

TOUCHDOWN RETURNS (YARDAGE)

Kickoff _____ 100 – Kris Abrams-Draine vs. Tennessee, 10/2/2021
 Punt _____ 71 – Richaud Floyd vs. SEMO, 9/14/19
 Interception _____ 40 – Mekhi Wingo vs. North Texas, 10/9/21
 Fumble _____ 0 – Trajan Jeffcoat vs. South Carolina, 11/13/21
 Blocked Field Goal _____ 70 – Carlos Posey vs. West Virginia, 12/26/98
 Blocked Punt _____ 41 – Aarion Penton vs. SEMO, 9/5/15

TEAM

Shut out opponent at Faurot Field _____ 41-0 vs. Vanderbilt, 11/28/20
 Shut out opponent on the road _____ 14-0 at Iowa State, 11/20/10
 Shut out opponents, back-to-back _____ 27-0 at Kansas State, 10/8/66
 _____ 7-0 vs. Oklahoma, 10/15/66
 Won in overtime _____ 24-23 vs. Florida, 11/20/21
 Blocked a punt _____ at Vanderbilt (Stephen Benson), 10/30/21
 Blocked a field goal _____ at Kentucky (Blaze Alldredge), 9/11/21
 Blocked a PAT _____ vs. Arkansas (Chris Turner), 12/5/20
 Scored a safety _____ vs. UConn (Clarence Green blocked punt), 9/19/15
 Scored a 2-point conversion _____ vs. Florida, Connor Bazelak pass to Daniel Parker, 11/20/21
 Game-winning field goal _____ 32 yards, Harrison Mevis, 12/5/20
 Scored 50 points _____ 59-28 win vs. SEMO, 9/18/21
 Scored 60 points _____ 65-33 win vs. Memphis, 10/20/18
 600 yards of total offense _____ 675 win vs. SEMO, 9/18/21
 700 yards of total offense _____ 815 win vs. Missouri State, 9/2/17
 800 yards of total offense _____ 815 win vs. Missouri State, 9/2/17
 When scoring 60 points _____ 53-0
 When scoring 50 points _____ 69-0
 When scoring 40 points _____ 165-3

LAST TIME AN OPPONENT HAD...

RUSHING

30+ attempts _____ 38 – Benny Snell, Kentucky, 10/29/16
 200 yards _____ 207 – Chris Rodriguez, Kentucky, 9/11/21
 300 yards _____ 304 – Tre Mason, Auburn, 12/7/13
 3 TDs _____ 3 – Tiyon Evans, Tennessee, 10/2/21
 4 TDs _____ 5, Kerryon Johnson, Auburn, 9/23/17
 Two 100-yard performances _____ 168 – Isaiah Spiller, vs. Texas A&M, 10/16/21
 (same game) _____ 124 – Devon Achane, vs. Texas A&M, 10/16/21

PASSING

40-49 attempts _____ 45 – Jacob Sirmon, Central Michigan, 9/4/21
 50+ attempts _____ 55 – David Blough, Purdue, 9/15/18
 30-39 completions _____ 39 – David Blough, Purdue, 9/15/18
 40+ completions _____ 44 – Graham Harrell, Texas Tech, 10/20/07
 400 yards _____ 430 – Myles Brennan, LSU, 10/10/20
 500 yards _____ 572 – David Blough, Purdue, 9/15/18
 4 TDs _____ Austin Aune, North Texas, 10/9/21
 5 TDs _____ Juice Williams, Illinois, 8/30/08

RECEIVING

10+ receptions _____ 10 – Treyton Burks, Arkansas, 12/5/20
 200+ yards _____ 206 – Treyton Burks, Arkansas, 12/5/20
 175-199 yards _____ 180 – Aaron Pflugrad, Arizona State, 9/9/11
 150-174 yards _____ 163 – Malik Earl, Missouri State, 9/2/17
 2 TDs _____ 2 – Cam Johnson, Vanderbilt, 10/30/21
 3 TDs _____ 3 – Terrace Marshall Jr., LSU, 10/10/20
 Two 100-yard performances _____ 124 – Palmer, Tennessee, 11/23/19
 (same game) _____ 115 – Juwan Jennings, Tennessee, 11/23/19
 (same game) _____ 110 – Marquez Callaway, Tennessee, 11/23/19

TOTAL OFFENSE (RUSHING & PASSING)

500 yards _____ 590 – David Blough, 9/15/18
 400 yards _____ 428 – Myles Brennan, LSU, 10/10/20

FIELD GOALS

50+ yards _____ 51 – Marshall Meeder, Central Michigan, 9/4/21
 4 FG made _____ 4 – Rodrigo Blankenship, Georgia, 10/14/17
 3 FG made _____ 3 – Chris Howard, Florida, 11/20/18

TOUCHDOWN RETURNS (YARDAGE)

Kickoff _____ 97 – Deebo Samuel, South Carolina, 9/9/17
 Punt _____ 67 – Lynn Bowden Jr., Kentucky, 10/27/18
 Interception _____ 29 – Emmanuel Forbes, Mississippi State, 12/19/20
 Fumble _____ 30 – C.J. Coldon, Wyoming, 8/31/19

TEAM

Shut out Mizzou at Faurot Field _____ 34-0 vs. Georgia, 10/11/14
 Shut out Mizzou on road _____ 27-0 at Georgia, 11/9/19
 Scored 30-39 points _____ 35, vs. Texas A&M, loss, 10/17/21
 Scored 40-49 points _____ 43, at Georgia, loss, 11/7/21
 Scored 50-59 points _____ 51 - at Mississippi State, loss, 12/19/20
 Scored 60+ points _____ 62 - vs. Tennessee, loss, 10/2/21
 Scored safety _____ Alabama, 10/13/18


PRONUNCIATION GUIDE

Tyler **BADIE** _____ BAY-dee
SIMI BAKARE _____ SIM-ee BUH-car-EE
 Connor **BAZELAK** _____ BAYZ-lack
 Ish **BURDINE** _____ Burr-dean
AKIAL Byers _____ uh-KEE-ull
 Jaylon **CARLIES** _____ CAR-lyes
KIBET CHEPYATOR _____ KIB-bet SHEP-yuh-tore
KEKE Chism _____ Kee-Kee
XAVIER Delgado _____ ZAY-vee-ur
TAUSKIE Dove _____ TOSS-kee
 Justin **EFEBERA** _____ ee-fuh-bare-uh
TRAVION Ford _____ tray-vee-on
JAVON Foster _____ juh-VON
JATORIAN Hansford _____ JUH-tory-uhn
CAIMIN Hayes _____ cay-men
NIKO Hea _____ KNEE-coe HAY
TRAJAN Jeffcoat _____ TRAY-jun
DAMON JOHANN _____ day-mun joe-hans
 Sean **KOETTING** _____ KET-ing (rhymes with setting)
 Tyler **MACON** _____ rhymes with bacon
 Michael **MAIETTI** _____ MY-eddy
 Harrison **MEVIS** _____ Mee-vus
EJ NDOMA-OGAR _____ dough-ma oh-gar
ZXAEQUAN 'Snoop' Reeves _____ zay-qwan (prefers Snoop)
 Daniel **ROBLEDO** _____ rob-led-oh
DAVION Sistrunk _____ day-vee-on
 Jason **SIVERS** _____ sky-vers
D'IONTE 'Boo' Smith _____ dee-on-tay (prefers Boo)
HYRIN White _____ HIGH-rin
JALANI Williams _____ juh-LAW-knee
DAMEON Wilson _____ day-mee-in
MICAH Wilson _____ MIKE-uh
MEKHI Wingo _____ meh-KEYE
 Isaac **ZATECHKA** _____ zah-tez-ka



PLAYER BIOS

QUARTERBACKS



#8 CONNOR BAZALAK

Quarterback | RS SO | 6-3, 212
Dayton, Ohio | Archbishop Alter HS

LAST TIME OUT

15-of-26, 165, TD, 2-pt
vs. Florida (11/20)


HIGHLIGHTS

- Set career high in completions (34) while matching in touchdowns (4) at UK (9/11)
- Named 2020 SEC Co-Freshman of the Year in a vote by the league's coaches

CAREER HIGHS

Attempts: ___ 51 vs. Kentucky (9/11/21) Passing TDs: _____ 4, 2 times Rush Yds: ___ 40 vs. Kentucky (10/24/20)
Completions: _____ 34 Long: _____ 69 vs. LSU (10/10/20) Rush TDs: _____ 1 vs. Alabama (9/26/20)
Passing Yds: ___ 406 vs. LSU (10/10/20) Rush Attempts: 10 vs. Kentucky (10/14/20) Long: _____ 13 vs. Kentucky (10/24/20)

PASSING	GP	C-A-I	Pct	Yds	TD	Long	Yds/Gm
2019	3	15-21-0	.714	144	0	17	48.0
2020	10	218-324-6	.673	2366	7	69	236.6
2021	10	236-350-10	.674	2509	16	63	250.9
Totals	23	469-695-16	.674	5019	23	69	218.2
RUSHING	GP	Att	Yds	TD	Avg.	Long	Yds/Gm
2019	3	7	2	0	0.3	7	0.7
2020	10	44	20	2	0.5	14	2.0
2021	10	30	-31	0	-1.0	12	-3.1
Totals	23	81	-9	2	-0.1	14	-0.4



#12 BRADY COOK

Quarterback | RS FR | 6-2, 207
St. Louis, Mo. | Chaminade HS

LAST TIME OUT

DNP vs. Florida (11/20)


HIGHLIGHTS

- Perfect 5-for-5 with a TD against SEMO in first action of 2021
- Was a perfect 4-of-4 for 62 yards and a TD, the first of his career, against Vanderbilt in 2020

CAREER HIGHS

Attempts: ___ 19 at Georgia (11/6/21) Passing Yds: ___ 78 at Georgia (11/6/21) Rush Attempts: ___ 10 at Georgia (11/6/21)
Completions: ___ 14 at Georgia (11/6/21) Passing TDs: _____ 1, twice Rush Yds: _____ 32 at Georgia (11/6/21)
Long: _____ 26 vs. Vanderbilt (11/28/20) Rush TDs: _____ NA
Long: _____ 11 at Georgia (11/6/21)

PASSING	GP	C-A-I	Pct	Yds	TD	INT	Long	Yds/Gm
2020	3	6-7-0	.860	72	1	0	26	24.0
2021	3	19-24-0	.792	107	1	0	10	35.7
Totals	6	25-31	.806	179	2	0	26	29.8



#10 TYLER MACON

Quarterback | RS FR | 5-11, 205
St. Louis, Mo. | East St. Louis HS

LAST TIME OUT

DNP vs. Florida (11/20)

HIGHLIGHTS


- First career rushing TD at Vanderbilt
- Made first career start at Georgia (11/6)

CAREER HIGHS

Attempts: ___ 13 at Georgia (11/6/21) Passing Yds: ___ 74 at Georgia (11/6/21) Rush Attempts: ___ 11 at Georgia (11/6/21)
Completions: ___ 6 at Georgia (11/6/21) Passing TDs: _____ 1 vs. SEMO (9/18/21) Rush Yds: _____ 42 at Georgia (11/6/21)
Long: _____ 65 vs. SEMO (9/18/21) Rush TDs: _____ 1 at Vanderbilt (10/30/21)

PASSING	GP	C-A-I	Pct	Yds	TD	Long	Yds/Gm
2021	3	9-17-0	.529	143	1	65	47.7
RUSHING	GP	Att	Yds	TD	Avg.	Long	Yds/Gm
2021	3	13	50	1	3.8	20	16.7

RUNNING BACKS



#1 TYLER BADIE

Running Back | SR | 5-8, 194
New Orleans, La. | Briarcrest Christian HS

LAST TIME OUT

27 car, 146 yds, TD | 3 rec
vs. Florida (11/20)

HIGHLIGHTS

- First Mizzou player to ever record 1,000 rushing and receiving yards in career
- 1-of-3 SEC Players since 2000 with four, 200-yard rushing games (D. Henry, L. Fournette)

CAREER HIGHS

Rush Attempts: 34 vs. SCAR (11/13/21) Long: _____ 73 at Vandy (10/30/21) Receiving TDs: ___ 2 vs. Tenn. (11/23/19)
Rush Yds: ___ 254 at Vandy (10/30/21) Catches: _____ 10 at Kentucky (9/11/21) Long: _____ 74 at Kentucky (10/26/19)
Rush TDs: _____ 2, 5 times Yards: _____ 102 vs. Vanderbilt (11/28/20)

RUSHING	GP	Att	Yds	TD	Avg.	Long	Yds/Gm
2018	12	89	437	2	4.9	32	36.4
2019	12	108	457	3	4.2	49	38.1
2020	10	48	242	4	5.0	46	24.2
2021	11	227	1385	13	6.1	73	125.9
Totals	45	472	2521	22	5.3	73	56.0
RECEIVING	GP	Rec	Yds	TD	Avg.	Long	Yds/Gm
2018	12	12	130	0	10.8	25	10.8
2019	12	32	356	5	11.1	74	29.7
2020	10	28	333	2	11.9	54	33.3
2021	11	53	335	4	6.3	34	30.5
Totals	45	125	1154	11	9.2	74	25.6



#4 ELIJAH YOUNG

Running Back | SO | 5-9, 185
Knoxville, Tenn. | South Doyle HS

LAST TIME OUT

1 car | 2 KR, 54 yds
vs. Florida (11/20)

HIGHLIGHTS

- Scored first career TD on a 32-yard run against CMU (9/4)
- Caught first career TD reception against SEMO (9/18)

CAREER HIGHS

Rush Attempts: 4 vs. Vanderbilt (11/28/20) Long: _____ 35 vs. Vanderbilt (11/28/20) Receiving TDs: ___ 2 vs. Tenn. (11/23/19)
Rush Yds: ___ 52 vs. Vanderbilt (11/28/20) Catches: _____ 7, twice (MR 11/28/20) Long: _____ 74 at Kentucky (10/26/19)
Rush TDs: _____ NA Yards: _____ 102 vs. Vanderbilt (11/28/20)

RUSHING	GP	Att	Yds	TD	Avg.	Long	Yds/Gm
2020	7	10	78	0	7.8	35	11.1
2021	11	24	87	1	3.6	32	7.9
Totals	18	34	165	1	4.9	35	9.2
RECEIVING	GP	Rec	Yds	TD	Avg.	Long	Yds/Gm
2020	7	0	0	0	0	0	0
2021	11	6	32	1	5.3	11	2.9
Totals	18	6	32	1	5.3	11	1.8



#35 MICHAEL COX

Running Back | RS FR | 6-1, 227
Atlanta, Ga. | Holy Innocents' Episcopal

LAST TIME OUT

Played vs. Florida (11/20)

HIGHLIGHTS

- First collegiate touchdown, a 55-yarder, against SEMO (9/18)
- Scored on a one-yard run at Boston College (9/25)

CAREER HIGHS


Rush Attempts: ___ 5 vs. SEMO (9/18/21) Rush TDs: _____ 1, twice
Rush Yds: _____ 77 vs. SEMO (9/18/21) Long: _____ 55 vs. SEMO (9/18/21)

RUSHING	GP	Att	Yds	TD	Avg.	Long	Yds/Gm
2021	7	15	138	2	9.2	55	19.7



PLAYER BIOS

WIDE RECEIVERS




#5 MOOKIE COOPER LAST TIME OUT
 WIDE RECEIVER | RS FR | 5-8, 174
 St. Louis, Mo. | Trinity HS | Ohio State
 Played vs. Florida (11/20)

- HIGHLIGHTS**
- First career TD came on 60-yard strike against South Carolina (11/13)
 - Caught another four passes against SEMO (9/18) with a career-long 46-yard grab

CAREER HIGHS
 Catches: _____ 4, 3 times TDs: _____ 1 vs. SCAR (11/13/21) Rush Attempts: _____ 3 vs. CMU (9/4/21)
 Yards: _____ 72 vs. SCAR (11/13/21) Long: _____ 60 vs. SCAR (11/13/21) Rush Yds: _____ 10 at Kentucky (9/11/21)
 Long: _____ 9 at Kentucky (9/11/21)

RECEIVING	GP	Rec	Yds	TD	Avg.	Long	Yds/Gm
2021	8	17	194	1	11.4	60	24.3

RUSHING	GP	Att	Yds	TD	Avg.	Long	Yds/Gm
2021	8	8	13	0	1.6	9	1.6




#7 DOMINIC LOVETT LAST TIME OUT
 WIDE RECEIVER | FR | 5-10, 179
 East St. Louis, Ill. | East St. Louis HS
 vs. Florida (11/20)

- HIGHLIGHTS**
- Recorded first collegiate touchdown on a rush against Texas A&M (10/16)
 - Season-best five catches for 81 yards vs. SEMO (9/18)

CAREER HIGHS
 Catches: _____ 5 vs. SEMO (9/18/21) Long: _____ 32 vs. SEMO (9/18/21) Rush TDs: _____ 1 vs. Texas A&M (10/16/21)
 Yards: _____ 81 vs. SEMO (9/18/21) Rush Attempts: _____ 2 vs. Texas A&M (10/16) Long: _____ 10 vs. Texas A&M (10/16/21)
 TDs: _____ Rush Yds: _____ 17 vs. Texas A&M (10-16/21)

RECEIVING	GP	Rec	Yds	TD	Avg.	Long	Yds/Gm
2021	10	24	169	0	7.0	32	16.9

RUSHING	GP	Att	Yds	TD	Avg.	Long	Yds/Gm
2021	10	4	40	1	10.0	15	4.0



#13 JJ HESTER LAST TIME OUT
 WIDE RECEIVER | RS FR | 6-3, 202
 Tulsa, Okla. | Booker T. Washington HS
 Played vs. Florida (11/20)

- HIGHLIGHTS**
- Made first catches against SEMO, including a 65-yard TD catch & run
 - 41-yard TD catch against North Texas (10/9)

CAREER HIGHS
 Catches: _____ 2 vs. SEMO (9/18/21) TDs: _____ 1, two times
 Yards: _____ 79 vs. SEMO (9/21/21) Long: _____ 65 vs. SEMO (9/21/21)

RECEIVING	GP	Rec	Yds	TD	Avg.	Long	Yds/Gm
2021	10	9	195	2	21.7	65	19.5



#31 D'IONTE "BOO" SMITH LAST TIME OUT
 WIDE RECEIVER | SR | 6-0, 150
 Kansas City, Mo. | Raytown HS (Coffeyville CC)
 vs. Florida (11/20)

- HIGHLIGHTS**
- Career long 63-yard reception on first play vs. CMU (9/4)
 - Recorded first TD reception, a 46-yard grab against SEMO (9/18)

CAREER HIGHS
 Catches: _____ 6 vs. LSU (10/10/20) TDs: _____ 1 vs. SEMO (9/18/21) Rush Attempts: _____ 1, 2 times
 Yards: _____ 69 vs. CMU (9/4/21) Long: _____ 63 vs. CMU (9/4/21) Rush Yds: _____ 9 vs. Ark. (12/5/20)
 Rush TD: _____ 1 vs. Tennessee (10/2/21)

RECEIVING	GP	Rec	Yds	TD	Avg.	Long	Yds/Gm
2020	8	8	65	0	8.1	17	8.1
2021	11	6	197	1	32.8	63	17.9
Totals	19	14	262	1	18.7	63	13.8



#6 KEKE CHISM LAST TIME OUT
 WIDE RECEIVER | GR | 6-5, 214
 Daingerfield, Texas | Daingerfield HS (Angelo State)
 vs. Florida (11/20)

- HIGHLIGHTS**
- Team season high 95 yards at Vandy (10/30)

CAREER HIGHS
 Catches: _____ 12 vs. Tarleton State (9/29/18) TDs: _____ 2, twice
 Yards: _____ 194 at T-AM-Kingsville (9/21/19) Long: _____ 74 at T-AM-Kingsville (9/21/19)

RECEIVING	GP	Rec	Yds	TD	Avg.	Long	Yds/Gm
2017*	11	28	384	4	13.7	49	34.9
2018*	12	69	959	6	13.9	55	79.9
2019*	11	60	878	6	14.6	74	79.8
2020	9	35	458	1	13.1	29	50.9
2021	11	34	410	2	12.1	56	37.3
Totals	54	225	3089	19	13.7	74	57.2

* - at Angelo State



#11 BARRETT BANISTER LAST TIME OUT
 WIDE RECEIVER | RS SR | 6-0, 192
 Fayetteville, Ark. | Fayetteville HS
 vs. Florida (11/20)

- HIGHLIGHTS**
- Scored his first TD of the season and first since 2019 at Boston College
 - Tied career high with six receptions at Vanderbilt (10/30)

CAREER HIGHS
 Catches: _____ 6, 2 times TDs: _____ 1, 2 times
 Yards: _____ 60 at Arkansas (11/29/19) Long: _____ 30 vs. Oklahoma State (12/31/18)

RECEIVING	GP	Rec	Yds	TD	Avg.	Long	Yds/Gm
2018	11	8	88	0	11.0	30	8.0
2019	11	27	246	1	9.1	23	22.4
2020	10	27	252	0	8.3	28	25.2
2021	10	24	160	1	6.7	19	16.0
Totals	42	86	746	2	8.7	30	17.8




#18 CHANCE LUPER LAST TIME OUT
 WIDE RECEIVER | RS FR | 6-2, 186
 North Richland Hills HS | Fort Worth Christian
 DNP vs. Florida (11/20)

- HIGHLIGHTS**
- Caught career-high three passes in season opener vs. CMU (9/4)
 - Made first TD catch vs. SEMO (9/18), a 52-yard catch and run

CAREER HIGHS
 Catches: _____ 6 vs. Texas A&M (10/16/21) TDs: _____ 1 vs. SEMO (9/18/21)
 Yards: _____ 69 vs. LSU (10/10/20) Long: _____ 69 vs. LSU (10/10/20)

RECEIVING	GP	Rec	Yds	TD	Avg.	Long	Yds/Gm
2020	5	1	69	0	69.0	69	13.8
2021	8	21	203	1	9.7	52	25.4
Totals	13	22	272	1	12.4	69	20.9



#86 TAUSKIE DOVE LAST TIME OUT
 WIDE RECEIVER | RS JR | 6-2, 195
 Denton, Texas | Ryan HS
 vs. Florida (11/20)

- HIGHLIGHTS**
- Leads team with 542 receiving yards
 - First Tiger with 500 receiving yards since 2018


CAREER HIGHS
 Catches: _____ 8 vs. Vanderbilt (11/28/20) TDs: _____ 1, twice
 Yards: _____ 89 at BC (9/25/21) Long: _____ 58 vs. LSU (10/10/20)

RECEIVING	GP	Rec	Yds	TD	Avg.	Long	Yds/Gm
2019	6	2	48	0	24.0	37	8.0
2020	10	30	300	2	10.0	58	30.0
2021	11	34	542	0	15.9	50	49.3
Totals	27	66	890	2	13.5	58	32.9



PLAYER BIOS

TIGHT ENDS



#48 NIKO HEA
TIGHT END | JR | 6-4, 245
St. Louis, Mo. | Christian Brothers HS

LAST TIME OUT
3 rec, 68 yds, TD
vs. Florida (11/20)

HIGHLIGHTS

- Caught third career TD in season opener vs. CMU (9/4)
- Career-high 68 yards vs. UF, including career-long 41-yd TD catch

CAREER HIGHS

Catches: _____ 5 at Kentucky (9/11/21) TDs: _____ 1, 4x last vs. Florida (11/20/21)
Yards: _____ 68 vs. Florida (11/20/21) Long: _____ 41 vs. Florida (11/20/21)

RECEIVING	GP	Rec	Yds	TD	Avg.	Long	Yds/Gm
2019	10	3	30	0	10.0	16	3.0
2020	10	14	130	2	9.3	24	13.0
2021	10	17	141	2	8.3	41	14.1
Totals	30	34	301	4	8.9	41	10.0



#82 DANIEL PARKER, JR.
TIGHT END | SR | 6-2, 235
Kansas City, Mo. | Blue Springs HS

LAST TIME OUT
GW 2-pt rec
vs. Florida (11/20)

HIGHLIGHTS


- Career best two TD receptions at Kentucky (9/11/21)
- Added third TD of season against South Carolina (11/13)

CAREER HIGHS

Catches: _____ 4, twice TDs: _____ 2 at Kentucky (9/11/21)
Yards: _____ 46 vs. South Carolina (9/21/19) Long: _____ 20 vs. Vanderbilt (11/10/18)

RECEIVING	GP	Rec	Yds	TD	Avg.	Long	Yds/Gm
2018	12	6	63	1	10.5	20	5.3
2019	12	15	140	0	9.3	21	11.7
2020	7	8	37	0	4.6	16	5.3
2021	11	12	97	3	8.1	17	8.8
Totals	42	41	337	4	8.2	21	8.0

DEFENSIVE LINE



#0 AKIAL BYERS
DEFENSIVE LINE | GR | 6-3, 288
Fayetteville, Ark. | Fayetteville HS

LAST TIME OUT
3 tackles
vs. Florida (11/20)

HIGHLIGHTS

- 5 solo tackles at Boston College
- Made a career-high 1.5 TFL with 5 tackles at South Carolina (11/21/20)

CAREER HIGHS

Tackles: _____ 6 at Florida (11/3/18) Sacks: _____ 1.0 vs. SCAR (11/13/21) Fumble Rec: _____ 3, three times
TFL: _____ 1.5 at South Carolina (11/21/20) Sack Yards: _____ 18 vs. SCAR (11/13/21) PD: _____ 1, twice
TFL Yards: _____ 18 vs. SCAR (11/13/21) Forced Fumble: _____ 1

DEFENSE	GP	UA	A	Total	TFL	YDS	SK	YDS	INT	PBU	FF	FR
2017	7	2	1	3	0.0	0	0.0	0	0	1	0	0
2018	13	14	6	20	1.5	4	0.0	0	0	0	0	2
2019	12	9	9	18	2.0	5	0.5	2	0	0	1	1
2020	9	7	8	15	2.5	4	0.0	0	0	1	0	0
2021	11	16	6	22	3.5	26	1.5	21	0	0	0	0
Totals	52	48	30	78	9.5	39	2.0	23	0	2	1	3



#6 DARIUS ROBINSON
DEFENSIVE LINE | JR | 6-5, 290
Canton, Mich. | Canton HS

LAST TIME OUT
1 tackle
vs. Florida (11/20)


HIGHLIGHTS

- Had 11 tackles, 1.0 TFL, 1.0 sack and 1 QBH in 2020
- Started and recorded first career sack and TFL against Vanderbilt (11/28/20)

CAREER HIGHS

Tackles: _____ 3 at South Carolina (11/21/20) TFL: _____ 1.0 vs. Vanderbilt (11/28/20) Sacks: _____ 1.0 vs. Vanderbilt (11/28/20)
TFL Yards: _____ 1 vs. Vanderbilt (11/28/20) Sack Yards: _____ 1 vs. Vanderbilt (11/28/20)

DEFENSE	GP	UA	A	Total	TFL	YDS	SK	YDS	INT	PBU	FF	FR
2019	5	0	1	1	0.0	0	0.0	0	0	0	0	0
2020	7	7	4	11	1.0	1	1.0	1	0	0	0	0
2021	7	4	4	8	0.0	0	0.0	0	0	1	0	0
Totals	20	11	9	20	1.0	1	1.0	1	0	0	0	0



#9 ISAIAH MCGUIRE
DEFENSIVE LINE | JR | 6-4, 266
Tulsa, Okla. | Union HS

LAST TIME OUT
5 tackles, 0.5 TFL, PBU, QBH
vs. Florida (11/20)

HIGHLIGHTS

- Career-high six tackles vs. South Carolina (11/13)
- SEC Defensive Lineman of the Week (11/15/21)

CAREER HIGHS

Tackles: _____ 6 vs South Carolina (11/13/21) Sacks: _____ 2.0 at Mississippi St. (12/19/20) Forced Fumble: _____ 1, 2 times
TFL: _____ 2.0, 4 times Sack Yards: _____ 13 vs. SCAR (11/13/21)
TFL Yds: _____ 17, vs. SCAR (11/13/21)

DEFENSE	GP	UA	A	Total	TFL	YDS	SK	YDS	INT	PBU	FF	FR
2019	6	4	0	4	0.0	0	0.0	0	0	0	0	0
2020	10	8	10	18	4.0	19	3.0	16	0	0	1	0
2021	11	27	9	36	9.5	42	4.5	31	0	1	1	1
Totals	27	39	19	58	13.5	63	7.5	47	0	1	2	1



#15 JOHNNY WALKER, JR
DEFENSIVE LINE | RS FR | 6-3, 233
Tampa, Fla. | Chamberlain HS

LAST TIME OUT
DNP vs. Florida (11/20)

HIGHLIGHTS

- Recorded first tackle at Kentucky (9/11)
- Made first sack against SEMO (9/18)

CAREER HIGHS

Tackles: _____ 3, 2 times TFL: _____ 1.0, 2 times Sacks: _____ 1.0, 2 times
TFL Yds: _____ 3, 2 times Sack Yds: _____ 3, 2 times

DEFENSE	GP	UA	A	Total	TFL	YDS	SK	YDS	INT	PBU	FF	FR
2021	6	6	3	9	2.0	6	2.0	6	0	0	0	0



#18 TRAJAN JEFFCOAT
DEFENSIVE LINE | RS JR | 6-4, 276
Columbia, S.C. | Irmo HS

LAST TIME OUT
4 tackles, 1.0 sack, 3.5 TFL, QBH
vs. Florida (11/20)

HIGHLIGHTS

- Career-high 10.0 TFL in 2021
- Recovered fumble for TD vs. South Carolina (11/13/21)

CAREER HIGHS


Tackles: _____ 5 vs. Arkansas (12/5/20) Sacks: _____ 1.0, 10 times Forced Fumble: _____ 1, 2 times
TFL: _____ 3.5 vs. Florida (11/20/21) Sack Yards: _____ 10 vs. Alabama (9/26/20)
TFL Yards: _____ 13 vs. Florida (11/20/21)

DEFENSE	GP	UA	A	Total	TFL	YDS	SK	YDS	INT	PBU	FF	FR
2018	13	6	1	7	1.0	2	1.0	2	0	0	0	0
2019	0	0	0	0	0.0	0	0.0	0	0	0	0	0
2020	9	20	3	23	6.0	32	6.0	32	0	0	1	0
2021	11	22	6	27	10.0	52	3.5	33	0	1	1	1
Totals	33	47	10	57	17.0	86	10.5	67	0	1	2	1



PLAYER BIOS

DEFENSIVE LINE




#58 MEKHI WINGO LAST TIME OUT
 DEFENSIVE LINE | FR | 6-1, 275
 St. Louis, Mo. | De Smet
 3 tackles, QBH
 vs. Florida (11/20)

- HIGHLIGHTS**
- Recorded a sack in collegiate debut against Central Michigan (9/4)
 - 40-yard INT return for TD against North Texas (10/9)

CAREER HIGHS

Tackles: 4 vs. Tennessee (10/2/21) Sacks: 1.0 vs. CMU (9/4/21) Fumble Rec: NA
 TFL: 1.0, 2 times Sack Yds: 7 vs. CMU (9/4/21) PD: NA
 TFL Yds: 7 vs. CMU (9/4/21) Forced Fumble: NA INT: 1 vs. North Texas (10/9/21)

DEFENSE	GP	UA	A	Total	TFL	YDS	SK	YDS	INT	PBU	FF	FR
2021	10	12	8	20	2.0	9	1.0	7	0	0	0	0



#78 KOBIE WHITESIDE LAST TIME OUT
 DEFENSIVE LINE | GR | 6-1, 298
 Houston, Texas | Alief Taylor HS
 3 tackles
 vs. Florida (11/20)

- HIGHLIGHTS**
- Missed 5 games while battling injuries but still recorded 12 total tackles and 1 FR in 2020
 - Had a season-best 4 tackles and a fumble recovery at Mississippi State (12/19/20)

CAREER HIGHS

Tackles: 5, twice Sacks: 2.0, twice Fumble Rec: 1, three times
 TFL: 2.0, four times Sack Yds: 16 vs. SC (9/21/19) PD: NA
 TFL Yds: 16 vs. South Carolina (9/21/19) Forced Fumble: 1 vs. SC (9/21/19) INT: NA

DEFENSE	GP	UA	A	Total	TFL	YDS	SK	YDS	INT	PBU	FF	FR
2017	12	2	7	9	2.0	12	1.0	11	0	0	0	1
2018	12	6	2	8	2.0	13	1.0	12	0	0	1	0
2019	12	15	12	27	6.5	51	6.5	51	0	0	0	1
2020	5	9	3	12	0.0	0	0.0	0	0	0	0	1
2021	11	15	9	24	3.0	6	1.0	4	0	0	0	0
Totals	52	47	32	78	13.0	82	9.5	78	0	0	1	3



#99 REALUS GEORGE, JR LAST TIME OUT
 DEFENSIVE LINE | RS SO | 6-1, 278
 Atlanta, Ga. | Pace Academy | Miami | Independence
 DNP vs. Florida (11/20)

- HIGHLIGHTS**
- Recorded TFL in Mizzou debut vs. CMU (9/4)

CAREER HIGHS

Tackles: 1, 3 times Sacks: NA Fumble Rec: NA
 TFL: 1 vs. CMU (9/4/21) Sack Yds: NA PD: NA
 TFL Yds: NA Forced Fumble: NA INT: NA

DEFENSE	GP	UA	A	Total	TFL	YDS	SK	YDS	INT	PBU	FF	FR
2021	5	3	1	4	1.0	1	0	0	0	0	0	0

LINEBACKERS



#11 DEVIN NICHOLSON LAST TIME OUT
 LINEBACKER | JR | 6-2, 221
 Detroit, Mich. | Cass Tech HS
 Played vs. Florida (11/20)

- HIGHLIGHTS**
- Five TFL in 2021 are a career high

CAREER HIGHS

Tackles: 13, three times Sacks: 1.0, 2 times Fumble Rec: NA
 TFL: 2.0, twice Sack Yds: 7 vs. LSU (10/10/20) PD: NA
 TFL Yds: 7 vs. LSU (10/10/20) Forced Fumble: 1, 3 times INT: 1 at South Carolina (11/21/20)

DEFENSE	GP	UA	A	Total	TFL	YDS	SK	YDS	INT	PBU	FF	FR
2019	7	10	14	24	1.0	1	0.0	0	0	0	1	0
2020	10	55	27	82	3.5	13	1.5	10	1	0	2	0
2021	11	26	17	43	5.0	13	2.0	7	0	0	1	0
Totals	28	91	48	149	9.5	27	3.5	17	1	0	4	0



#25 BLAZE ALLDREDGE LAST TIME OUT
 LINEBACKER | GR | 6-2, 220
 Kissimmee, Fla. | Celebration HS | Rice | LA Pierce
 8 tackles, 2 TFL, 2 QBH
 vs. Florida (11/20)


- HIGHLIGHTS**
- Mizzou-high 13 tackles at Kentucky (9/11)

CAREER HIGHS

Tackles: 14 vs. UTEP (11/30/20)* Sacks: 3.5 vs. CMU (9/4/21) Fumble Rec: 1 vs. Army (8/30/19)*
 TFL: 6.0 vs. CMU (9/4/21) Sack Yds: 32 vs. CMU (9/4/21) PD: 2 vs. Wake Forest (9/6/21)*
 TFL Yds: 35 vs. CMU (9/4/21) Forced Fumble: 1 vs. Baylor (9/21/19)* INT: 1, 2 times*

DEFENSE	GP	UA	A	Total	TFL	YDS	SK	YDS	INT	PBU	FF	FR
2018*	11	36	29	65	4.5	13	1.0	3	1	0	0	0
2019*	12	55	47	102	21.5	58	4.0	21	0	2	1	1
2020*	5	21	26	47	3.0	13	1.0	10	1	2	0	0
2021	11	44	22	66	11.0	47	4.0	37	0	1	0	0
Totals	39	156	124	281	56.0	131	10.0	71	2	4	1	1

*at Rice



#33 CHAD BAILEY LAST TIME OUT
 LINEBACKER | RS JR | 6-0, 229
 Missouri City, Texas | Ridge Point HS
 9 tackles, 3 TFL
 vs. Florida (11/20)

- HIGHLIGHTS**
- Had two solo tackles and his first career fumble recovery at Kentucky (9/11)
 - First career sack at Vanderbilt (10/30), followed by career-high 10 tackles at UGA (11/6)

CAREER HIGHS


Tackles: 10 at Georgia (11/6/21) Sacks: 1 at Vanderbilt (10/30/21) Fumble Rec: 1 at Kentucky (9/11/21)
 TFL: 3.0, 2x last vs. UF (11/20/21) Sack Yds: 1 at Vanderbilt (10/30/21) PD: NA
 TFL Yds: 6 vs. Florida (11/20/21) Forced Fumble: NA INT: NA

DEFENSE	GP	UA	A	Total	TFL	YDS	SK	YDS	INT	PBU	FF	FR
2018	3	0	0	0	0.0	0	0.0	0	0	0	0	0
2019	6	0	0	0	0.0	0	0.0	0	0	0	0	0
2020	10	7	4	11	2.0	3	0.0	0	0	0	0	0
2021	11	35	7	42	2.5	11	1.0	1	0	0	0	1
Totals	32	42	11	53	4.5	15	1.0	1	0	0	0	1



PLAYER BIOS

DEFENSIVE BACKS



#1 JAYLON CARLIES

DEFENSIVE BACK | SO | 6-3, 204
Winter Garden, Fla. | West Orange HS

LAST TIME OUT

8 tackles, QBH
vs. Florida (11/20)


HIGHLIGHTS

- Career-high 10 tackles at UGA
- Recorded fourth INT of the year at Georgia

CAREER HIGHS

Tackles: 10 at Georgia (11/6/21) Forced Fumble: 1, at UK (9/11/21) PD: NA
TFL: 1.0 vs. North Texas (10/9/21) Fumble Rec: NA INT: 1, 4 times
TFL Yards: 4 vs. North Texas (10/9/21)

DEFENSE	GP	UA	A	Total	TFL	YDS	SK	YDS	INT	PBU	FF	FR
2019	10	6	2	8	0.0	0	0.0	0	0	0	0	0
2020	11	49	10	60	1.0	4	0.0	0	4	0	1	0
Totals	21	55	13	68	1.0	4	0.0	0	4	0	1	0



#4 JALANI WILLIAMS

DEFENSIVE BACK | RS SO | 6-1, 193
St. Louis, Mo. | Parkway North HS

LAST TIME OUT

Played vs. Florida (11/20)


HIGHLIGHTS

- 14 total tackles, 1.0 TFL and 3 PBU in 2020
- Career-high 7 tackles and 2 PBUs against Mississippi State (12/19/20)

CAREER HIGHS

Tackles: 7 at Mississippi St. (12/19/20) Forced Fumble: NA PD: 2 at Mississippi St. (12/19/20)
TFL: 1.0 vs. Georgia (12/12/20) Fumble Rec: NA INT: NA
TFL Yards: 9 vs. Georgia (12/12/20)

DEFENSE	GP	UA	A	Total	TFL	YDS	SK	YDS	INT	PBU	FF	FR
2019	2	1	0	1	0.0	0	0.0	0	0	0	0	0
2020	8	8	6	14	1.0	9	0.0	0	0	3	0	0
2021	9	8	4	12	0.0	0	0.0	0	0	2	0	0
Totals	19	17	10	27	1.0	9	0.0	0	0	5	0	0



#3 MARTEZ MANUEL

DEFENSIVE BACK | JR | 6-0, 208
Columbia, Mo. | Rock Bridge HS

LAST TIME OUT

6 tackles
vs. Florida (11/20)

HIGHLIGHTS

- First career INT to seal win at Vanderbilt (10/30)
- Season-high 11 tackles in back-to-back weeks (at BC, vs. UT)

CAREER HIGHS

Tackles: 12 vs. Arkansas (12/5/20) Sacks: 1.5 at South Carolina (11/21/20) Fumble Rec: NA
TFL: 3.5 vs. Alabama (9/26/20) Sack Yards: 10 at S. Carolina (11/21/20) PD: 2 at Mississippi State (12/19/20)
TFL Yards: 10 at South Carolina (11/21/20) Forced Fumble: 1, 2 times INT: 1 at Vanderbilt (10/30/21)

DEFENSE	GP	UA	A	Total	TFL	YDS	SK	YDS	INT	PBU	FF	FR
2019	12	3	1	4	0.0	0	0.0	0	0	0	0	0
2020	10	52	12	64	7.0	24	2.5	18	0	5	1	0
2021	11	55	15	69	7.0	44	3.5	41	1	3	1	0
Totals	33	110	28	137	14.0	68	6.0	59	1	8	2	0



#7 STACY BROWN

DEFENSIVE BACK | SO | 6-2, 212
Duncanville, Texas | Duncanville HS

LAST TIME OUT

Played vs. Florida (11/20)

HIGHLIGHTS

- Career-best 2 tackles against SEMO (9/18)

CAREER HIGHS

Tackles: 2 vs. SEMO (9/18/21) Forced Fumble: NA PD: NA
TFL: NA Fumble Rec: NA INT: NA
TFL Yards: NA

DEFENSE	GP	UA	A	Total	TFL	YDS	SK	YDS	INT	PBU	FF	FR
2019	11	1	1	2	0.0	0	0.0	0	0	0	0	0
2020	6	1	0	1	0.0	0	0.0	0	0	0	0	0
2021	9	3	2	5	-	-	-	-	-	-	-	-
Totals	26	5	3	8	0.0	0	0.0	0	0	0	0	0



#5 CHRIS SHEARIN

DEFENSIVE BACK | RS SO | 5-11, 189
Suffolk, Va. | King's Fork | IMG Academy

LAST TIME OUT

DNP vs. Florida (11/20)

HIGHLIGHTS

- Career-high 2 tackles vs. SEMO (9/18)

CAREER HIGHS

Tackles: 2 vs. SEMO (9/18/21) Sacks: NA Fumble Rec: NA
TFL: NA Sack Yds: NA PD: NA
TFL Yds: NA Forced Fumble: NA INT: NA

DEFENSE	GP	UA	A	Total	TFL	YDS	SK	YDS	INT	PBU	FF	FR
2019	11	1	0	1	0	0	0	0	0	0	0	0
2021	8	3	0	3	-	-	-	-	-	-	-	-
Totals	19	4	0	4	-	-	-	-	-	-	-	-



#12 SHAWN ROBINSON

DEFENSIVE BACK | RS SR | 6-2, 220
Saginaw, Texas | DeSoto HS (TCU)

LAST TIME OUT

DNP vs. Florida (11/20)

HIGHLIGHTS

- Five tackles in each of his first two games at safety
- Recorded first sack against CMU (9/4/21)

CAREER HIGHS

Tackles: 5, 2 times Sacks: 1.0 vs. CMU (9/4/21) Fumble Rec: NA
TFL: 1.0 2 times Sack Yards: 6 vs. CMU (9/4/21) PD: NA
TFL Yds: 6 vs. CMU (9/4/21) Forced Fumble: NA INT: 1 at Mississippi St. (12/19/20)

DEFENSE	GP	UA	A	Total	TFL	YDS	SK	YDS	INT	PBU	FF	FR
2020	5	2	3	5	0.5	1	0.0	0	1	1	0	0
2021	7	17	6	23	3.0	12	1.0	7	0	0	0	0
Totals	12	19	9	28	3.5	13	1.0	7	1	1	0	0



#8 ISH BURDINE

DEFENSIVE BACK | RS SO | 6-1, 187
Slidell, La. | Slidell HS

LAST TIME OUT

DNP vs. Florida (11/20)

HIGHLIGHTS

- 3 tackles against North Texas matched career high

CAREER HIGHS

Tackles: 3, 2 times Forced Fumble: NA PD: 2 vs. LSU (10/10/20)
TFL: NA Fumble Rec: NA INT: NA
TFL Yards: NA

DEFENSE	GP	UA	A	Total	TFL	YDS	SK	YDS	INT	PBU	FF	FR
2019	1	0	1	1	0.0	0	0.0	0	0	0	0	0
2020	8	8	1	9	0.0	0	0.0	0	0	3	0	0
2021	4	5	1	6	0	0	0	0	0	0	0	0
Totals	13	13	3	16	0.0	0	0.0	0	0	3	0	0



PLAYER BIOS

DEFENSIVE BACKS



#14 KRIS ABRAMS-DRAINE LAST TIME OUT
 DEFENSIVE BACK | SO | 5-11, 177
 Mobile, Ala. | Spanish Fort HS
 2 tackles, PBU
 vs. Florida (11/20)

- HIGHLIGHTS**
- 100-yd kickoff return for TD vs. Tennessee (10/2)
 - INT and fumble recovery vs. North Texas (10/2)

CAREER HIGHS
 Tackles: 7 at Vanderbilt (10/30/21) Sacks: NA Fumble Rec: 1 vs. North Texas (10/9/21)
 TFL: 1 at Vanderbilt (10/30/21) Sack Yds: NA PD: 2 vs. CMU (9/4/21)
 TFL Yds: 1 at Vanderbilt (10/30/21) Forced Fumble: NA INT: 1, 3 times

DEFENSE	GP	UA	A	Total	TFL	YDS	SK	YDS	INT	PBU	FF	FR
2021	11	24	4	28	1.0	1	0	0	2	7	0	1



#24 ALLIE GREEN IV LAST TIME OUT
 DEFENSIVE BACK | GR | 6-2, 202
 Austin, Texas | Lyndon B. Johnson | Tulsa
 5 tackles
 vs. Florida (11/20)

- HIGHLIGHTS**
- Played previous four seasons at Tulsa
 - Season-best and career-high tying 7 tackles vs. Texas A&M

CAREER HIGHS
 Tackles: 7, 6 times Sacks: NA Fumble Rec: 1, 2 times*
 TFL: 1.0, 3 times* Sack Yds: NA PD: 2 vs. USF (10/12/18)*
 TFL Yds: NA Forced Fumble: 1 vs. UCONN (11/3/18)* INT: 1 vs. Oklahoma St. (8/30/19)*

DEFENSE	GP	UA	A	Total	TFL	YDS	SK	YDS	INT	PBU	FF	FR
2017*	11	3	4	7	0	0	0	0	0	3	0	0
2018*	11	23	13	36	2.0	2	0	0	0	3	1	0
2019*	12	27	18	45	2.0	4	0	0	0	4	0	1
2020*	9	24	4	28	2.0	5	0	0	1	1	0	1
2021	10	22	5	27	0	0	0	0	0	5	0	0
Totals	51	99	44	143	6.0	11	0	0	1	15	1	2

*at Tulsa



#26 AKAYLEB EVANS LAST TIME OUT
 DEFENSIVE BACK | RS SR | 6-2, 198
 McKinney, Texas | McKinney | Tulsa
 DNP vs. Florida (11/20)

- HIGHLIGHTS**
- Recorded first career INT in his Mizzou debut and has career-best 5 PBU this season
 - Two forced fumbles vs. North Texas (10/9)

CAREER HIGHS
 Tackles: 8 vs. Cincinnati (12/19/20)* Sacks: 1.0 vs. Mississippi St. (12/31/20)* Fumble Rec: NA
 TFL: 1.0, 2 times* Sack Yds: 4 vs. Miss St. (12/31/20)* PD: 2, 2x last at VU (10/30/21)
 TFL Yds: NA Forced Fumble: 2 vs. N. Texas (10/9/21) INT: 1 vs. CMU (9/4/21)

DEFENSE	GP	UA	A	Total	TFL	YDS	SK	YDS	INT	PBU	FF	FR
2017*	9	20	6	26	0	0	0	0	0	2	0	0
2018*	9	13	8	21	1.0	3	0	0	0	4	0	0
2019*	3	2	4	6	0	0	0	0	0	2	0	0
2020*	9	24	5	29	1.5	6	1.0	4	0	3	1	0
2021	10	24	3	27	0	0	0	0	1	6	2	0
Totals	39	83	26	109	2.5	9	1.0	4	1	17	3	0

*at Tulsa



#36 DJ JACKSON LAST TIME OUT
 DEFENSIVE BACK | FR | 6-2, 175
 Dallas, Texas | Red Oak HS
 5 tackles, TFL, 2 PBU
 vs. Florida (11/20)

- HIGHLIGHTS**
- Made first career start with 5 tackles, TFL, 2 PBU vs. Florida (11/20)

CAREER HIGHS
 Tackles: 5 vs. Florida (11/20/21) Sacks: NA Fumble Rec: NA
 TFL: 1.0 vs. Florida (11/20/21) Sack Yds: NA PD: 2 vs. Florida (11/20/21)
 TFL Yds: 1 vs. Florida (11/20/21) Forced Fumble: NA INT: NA

DEFENSE	GP	UA	A	Total	TFL	YDS	SK	YDS	INT	PBU	FF	FR
2021	9	7	3	10	1.0	1	0	0	0	2	0	0

SPECIALISTS



#19 GRANT MCKINNISS LAST TIME OUT
 PUNTER | GR | 6-1, 204
 Findlay, Ohio | Findlay HS (Kentucky)
 7 punts, 39.7 avg, 2-1-20, 49 long
 vs. Florida (11/20)

- HIGHLIGHTS**
- 23 punts in 2021 have landed inside the 20
 - Season-long 60-yard boot vs. Texas A&M (10/16)

CAREER HIGHS
 Punts: 7, 3x last vs. Florida (11/20/21) Avg (min 3 punts): 44.7, twice
 Punt Yards: 312 at Florida (10/31/20) Long: 66 vs. LSU (10/10/20)

PUNTING	GP	Att	Yds	Long	Avg	P/Gm.	TB	FC	I20	50+
2016*	13	58	2273	61	39.2	4.5	4	10	10	4
2018*	13	0	0	0	0.0	0	0	0	0	0
2019*	13	0	0	0	0.0	0	0	0	0	0
2020	10	39	1831	66	42.6	3.9	3	19	15	8
2021	11	47	1942	60	41.3	4.3	0	18	25	8
Totals	60	144	6046	66	42.0	2.4	7	47	50	20

* - at Kentucky



#92 HARRISON MEVIS LAST TIME OUT
 KICKER | SO | 6-0, 220
 Warsaw, Ind. | Warsaw Community HS
 3-for-4 FG, 1-for-1 PAT
 vs. Florida (11/20)

- HIGHLIGHTS**
- SEC All-Freshman, The Athletic's Freshman All-America team, second-team All-SEC by PFF
 - Made 20 consecutive FGs prior to first miss of season at Georgia (11/6)

CAREER HIGHS
 FGs: 5, vs. Arkansas (12/5/20) Long: 56 at Boston College (9/25/21)
 FG Att: 5, vs. Arkansas (12/5/20) PATs: 6 vs. LSU (10/10/20)

KICKING	GP	M-A	Pct	Long	1-19	20-29	30-39	40-49	50+	PAT
2020	10	17-20	.850	52	1-1	7-7	3-4	2-3	3-4	28-28
2021	11	17-19	.895	56	1-1	1-1	4-4	8-10	3-3	40-40
Totals	21	34-39	.872	56	2-2	8-8	7-8	10-13	6-7	68-68





2021-22 Missouri Football Combined Team Statistics All games

Team Results

Date	Opponent		Score	Att.
09/04/2021	Central Mich.	W	34-24	46327
* 09/11/2021	at Kentucky	L	28-35	58437
09/18/2021	Southeast Mo. St.	W	59-28	46598
09/25/2021	at Boston College	Lot1	34-41	44500
* 10/02/2021	Tennessee	L	24-62	45655
10/09/2021	North Texas	W	48-35	46985
* 10/16/2021	Texas A&M	L	14-35	48139
* 10/30/2021	at Vanderbilt	W	37-28	19821
* 11/06/2021	at Georgia	L	6-43	92746
* 11/13/2021	South Carolina	W	31-28	44092
* 11/20/2021	Florida	Wot1	24-23	47818

Rushing

Player	gp	att	gain	loss	net	avg	td	lg	avg/g
Tyler Badie	11	227	1447	62	1385	6.1	13	73	125.9
Michael Cox	7	15	138	0	138	9.2	2	55	19.7
Elijah Young	11	24	99	12	87	3.6	1	32	7.9
Dawson Downing	11	10	83	0	83	8.3	1	60	7.5
BJ Harris	6	22	89	16	73	3.3	0	15	12.2
Tyler Macon	3	13	59	9	50	3.8	1	20	16.7
Dominic Lovett	11	4	40	0	40	10.0	1	15	3.6
Brady Cook	3	12	57	20	37	3.1	0	11	12.3
Mookie Cooper	8	8	23	10	13	1.6	0	9	1.6
Micah Wilson	10	3	12	0	12	4.0	0	7	1.2
Keke Chism	11	1	10	0	10	10.0	0	10	0.9
D'ionte Smith	11	2	4	0	4	2.0	1	4	0.4
Chance Luper	8	1	2	0	2	2.0	0	2	0.3
Connor Bazelak	10	30	74	105	-31	-1.0	0	12	-3.1
Team	11	5	0	7	-7	-1.4	0	0	-0.6
Total	11	377	2137	241	1896	5.0	20	73	172.4
Opponents	11	469	2893	311	2582	5.5	27	92	234.7

Passing

Player	gp	effic	comp-att-int	pct	yds	td	lg	avg/g
Connor Bazelak	10	136.0	236-351-10	67.2	2483	16	63	248.3
Brady Cook	3	128.0	18-23-0	78.3	97	1	19	32.3
Tyler Macon	3	143.0	9-17-0	52.9	143	1	65	47.7
Chance Luper	8	0.0	0-1-0	0.0	0	0	0	0.0
Team	11	0.0	0-2-0	0.0	0	0	0	0.0
Total	11	134.8	263-394-10	66.8	2723	18	65	247.5
Opponents	11	141.6	175-300-11	58.3	2331	23	77	211.9

Receiving

Player	gp	no.	yds	avg	td	lg	avg/g
Tyler Badie	11	53	335	6.3	4	34	30.5
Tauskie Dove	11	34	542	15.9	0	50	49.3
Keke Chism	11	33	410	12.4	2	56	37.3
Barrett Banister	10	24	160	6.7	1	19	16.0
Dominic Lovett	11	24	169	7.0	0	32	15.4
Chance Luper	8	20	193	9.7	1	52	24.1
Niko Hea	10	17	141	8.3	2	41	14.1
Mookie Cooper	8	17	194	11.4	1	60	24.3
Daniel Parker	11	12	97	8.1	3	17	8.8
JJ Hester	11	9	195	21.7	2	65	17.7
Elijah Young	11	6	32	5.3	1	11	2.9
D'ionte Smith	11	6	197	32.8	1	63	17.9
Messiah Swinson	11	4	38	9.5	0	11	3.5
Dawson Downing	11	2	15	7.5	0	9	1.4
Micah Wilson	10	1	5	5.0	0	5	0.5
BJ Harris	6	1	0	0.0	0	0	0.0
Total	11	263	2723	10.4	18	65	247.5
Opponents	11	175	2331	13.3	23	77	211.9

Game Records

Record	Overall	Home	Away	Neutral
ALL GAMES	6-5	5-2	1-3	0-0
CONFERENCE	3-4	2-2	1-2	0-0
NON-CONFERENCE	3-1	3-0	0-1	0-0

Team Statistics

	MIZZOU	OPP
First Downs	237	262
Rushing	97	134
Passing	119	103
Penalty	21	25
Rushing Yardage	1896	2582
Rushing attempts	377	469
Average per rush	5.0	5.5
Average per game	172.4	234.7
TDs Rushing	20	27
Passing Yardage	2723	2331
Comp-Att-Int	263-394-10	175-300-11
Average per pass	6.9	7.8
Average per catch	10.4	13.3
Average per game	247.5	211.9
TDs Passing	18	23
Total offense	4619	4913
Average per play	6.0	6.4
Average per game	419.9	446.6
Kick returns: #-Yards	28-541	4-82
Punt returns: #-Yards	9-38	11-78
Int returns: #-Yards	11-91	10-107
Fumbles-Lost	4-1	8-4
Penalties-Yards	74-684	55-477
Punts-Avg	48-40.5	42-39.1
Time of possession / game	30:11	29:49
3rd-down conversion	73/162	63/141
4rd-down conversion	10/16	13/17

Interceptions

Player	no.	yds	avg	td	lg
Jaylon Carlies	4	51	12.8	0	27
Kris Abrams-Draine	3	0	0.0	0	0
Akayleb Evans	1	0	0.0	0	0
Martez Manuel	1	0	0.0	0	0
Shawn Robinson	1	0	0.0	0	0
Mekhi Wingo	1	40	40.0	1	40
Total	11	91	8.3	1	40
Opponents	10	107	10.7	0	32





2021-22 Missouri Football
Individual Statistics
All games

Rushing

Player	gp	att	gain	loss	net	avg	td	lg	avg/g
Tyler Badie	11	227	1447	62	1385	6.1	13	73	125.9
Connor Bazalak	10	30	74	105	-31	-1.0	0	12	-3.1
Elijah Young	11	24	99	12	87	3.6	1	32	7.9
BJ Harris	6	22	89	16	73	3.3	0	15	12.2
Michael Cox	7	15	138	0	138	9.2	2	55	19.7
Tyler Macon	3	13	59	9	50	3.8	1	20	16.7
Brady Cook	3	12	57	20	37	3.1	0	11	12.3
Dawson Downing	11	10	83	0	83	8.3	1	60	7.5
Mookie Cooper	8	8	23	10	13	1.6	0	9	1.6
Dominic Lovett	11	4	40	0	40	10.0	1	15	3.6
Micah Wilson	10	3	12	0	12	4.0	0	7	1.2
D'ionte Smith	11	2	4	0	4	2.0	1	4	0.4
Keke Chism	11	1	10	0	10	10.0	0	10	0.9
Chance Luper	8	1	2	0	2	2.0	0	2	0.3
Team	11	5	0	7	-7	-1.4	0	0	-0.6
Total	11	377	2137	241	1896	5.0	20	73	172.4
Opponents	11	469	2893	311	2582	5.5	27	92	234.7

Passing

Player	gp	effic	comp-att-int	pct	yds	td	lg	avg/g
Connor Bazalak	10	136.0	236-351-10	67.2	2483	16	63	248.3
Brady Cook	3	128.0	18-23-0	78.3	97	1	19	32.3
Tyler Macon	3	143.0	9-17-0	52.9	143	1	65	47.7
Chance Luper	8	0.0	0-1-0	0.0	0	0	0	0.0
Team	11	0.0	0-2-0	0.0	0	0	0	0.0
Total	11	134.8	263-394-10	66.8	2723	18	65	247.5
Opponents	11	141.6	175-300-11	58.3	2331	23	77	211.9

Receiving

Player	gp	no.	yds	avg	td	lg	avg/g
Tyler Badie	11	53	335	6.3	4	34	30.5
Tauskie Dove	11	34	542	15.9	0	50	49.3
Keke Chism	11	33	410	12.4	2	56	37.3
Barrett Banister	10	24	160	6.7	1	19	16.0
Dominic Lovett	11	24	169	7.0	0	32	15.4
Chance Luper	8	20	193	9.7	1	52	24.1
Niko Hea	10	17	141	8.3	2	41	14.1
Mookie Cooper	8	17	194	11.4	1	60	24.3
Daniel Parker	11	12	97	8.1	3	17	8.8
JJ Hester	11	9	195	21.7	2	65	17.7
Elijah Young	11	6	32	5.3	1	11	2.9
D'ionte Smith	11	6	197	32.8	1	63	17.9
Messiah Swinson	11	4	38	9.5	0	11	3.5
Dawson Downing	11	2	15	7.5	0	9	1.4
Micah Wilson	10	1	5	5.0	0	5	0.5
BJ Harris	6	1	0	0.0	0	0	0.0
Total	11	263	2723	10.4	18	65	247.5
Opponents	11	175	2331	13.3	23	77	211.9

Punt Returns

Player	no.	yds	avg	td	lg
D'ionte Smith	8	36	4.5	0	27
Kris Abrams-Draine	1	2	2.0	0	2
Total	9	38	4.2	0	27
Opponents	11	78	7.1	0	25

Interceptions

Player	no.	yds	avg	td	lg
Jaylon Carlies	4	51	12.8	0	27
Kris Abrams-Draine	3	0	0.0	0	0
Akayleb Evans	1	0	0.0	0	0
Martez Manuel	1	0	0.0	0	0
Shawn Robinson	1	0	0.0	0	0
Mekhi Wingo	1	40	40.0	1	40
Total	11	91	8.3	1	40
Opponents	10	107	10.7	0	32

Kick Returns

Player	no.	yds	avg	td	lg
Kris Abrams-Draine	17	410	24.1	1	100
Elijah Young	5	96	19.2	0	34
Jaylon Carlies	2	11	5.5	0	11
Keke Chism	1	0	0.0	0	0
Tyler Badie	1	5	5.0	0	5
Mason Pack	1	0	0.0	0	0
BJ Harris	1	19	19.0	0	19
Total	28	541	19.3	1	100
Opponents	4	82	20.5	0	26

Fumble Returns

Player	no.	yds	avg	td	lg
Total	0	0	0.0	1	0
Opponents	0	0	0.0	0	0





2021-22 Missouri Football Individual Statistics All games

Scoring

Player	td	fg	PAT					dxp	saf	pts
			kick	rush	rcv	pass				
Tyler Badie	17	-	-	-	-	-	-	-	-	102
Harrison Mevis	-	17-19	40-40	-	-	-	-	-	-	91
Daniel Parker	3	-	-	-	1	-	-	-	-	20
Keke Chism	2	-	-	-	-	-	-	-	-	12
D'ionte Smith	2	-	-	-	-	-	-	-	-	12
JJ Hester	2	-	-	-	-	-	-	-	-	12
Elijah Young	2	-	-	-	-	-	-	-	-	12
Niko Hea	2	-	-	-	-	-	-	-	-	12
Michael Cox	2	-	-	-	-	-	-	-	-	12
Tyler Macon	1	-	-	-	-	-	-	-	-	6
Dominic Lovett	1	-	-	-	-	-	-	-	-	6
Kris Abrams-Draine	1	-	-	-	-	-	-	-	-	6
Chance Luper	1	-	-	-	-	-	-	-	-	6
Mookie Cooper	1	-	-	-	-	-	-	-	-	6
Trajan Jeffcoat	1	-	-	-	-	-	-	-	-	6
Dawson Downing	1	-	-	-	-	-	-	-	-	6
Barrett Banister	1	-	-	-	-	-	-	-	-	6
Mekhi Wingo	1	-	-	-	-	-	-	-	-	6
Total	41	17-19	40-40	0	1	1	0	0	0	339
Opponents	50	10-13	50-50	0	0	0	0	0	1	382

Field Goals

Player	fg	pct.	01-19	20-29	30-39	40-49	50-99	lg	blk
Harrison Mevis	17-19	89.5	1-1	1-1	4-4	8-10	3-3	56	0
Opponents	10-13	76.9	0-0	5-5	2-3	2-3	1-2	51	1

FG Sequence

Team Name	Missouri	Opponents
Central Mich.	(53),(44)	(51)
Tennessee	(43)	
Boston College	(28),(56)	(49),(31)
Georgia	(36)	
Vanderbilt	(46)	
Florida	(39)	(42)
Kentucky		37

Numbers in (parentheses) indicate field goal was made

Total Offense

Player	g	plays	rush	pass	total	avg/g
Connor Bazalak	10	381	-31	2483	2452	245.2
Tyler Badie	11	227	1385	0	1385	125.9
Tyler Macon	3	30	50	143	193	64.3
Michael Cox	7	15	138	0	138	19.7
Brady Cook	3	35	37	97	134	44.7
Elijah Young	11	24	87	0	87	7.9
Dawson Downing	11	10	83	0	83	7.5
BJ Harris	6	22	73	0	73	12.2
Dominic Lovett	11	4	40	0	40	3.6
Mookie Cooper	8	8	13	0	13	1.6
Michah Wilson	10	3	12	0	12	1.2
Keke Chism	11	1	10	0	10	0.9
D'ionte Smith	11	2	4	0	4	0.4
Chance Luper	8	2	2	0	2	0.3
Team	11	0	-7	0	-7	-0.6
Total	11	771	1896	2723	4619	419.9
Opponents	11	769	2582	2331	4913	446.6

Punting

Player	no.	yds	avg	lg	tb	fc	i20	50+	blk
Grant McKinniss	47	1942	41.3	60	0	18	25	8	0
Team	1	0	0.0	0	0	0	0	0	1
Total	48	1942	40.5	60	0	18	25	8	1
Opponents	42	1642	39.1	67	2	16	10	5	1

Kickoffs

Player	no.	yds	avg	tb	ob	retn	net	ydln
Sean Koetting	67	4297	64.1	59	2			
Total	67	4297	64.1	59	2	4	39.7	25
Opponents	69	4127	59.8	32	2	28	38.8	26





2021-22 Missouri Football
Combined Team Statistics
All games

##	Player	gp	Tackles				Sacks	Pass defense			Fumbles		blkd	
			ua	a	tot	tfl/yds		no-yds	int-yds	brup	qbh	fr-yds	ff	kick
3	Martez Manuel	11	55	15	70	7-45	3.5-41	1-0	3	3	.	1	.	.
25	Blaze Alldredge	11	44	22	66	11-47	4-37	.	.	3	.	.	1	.
1	Jaylon Carlies	11	49	11	60	2-9	.	4-51	.	2	.	1	.	.
33	Chad Bailey	11	36	9	45	5.5-11	1-1	.	.	2	1-0	.	.	.
11	Devin Nicholson	11	28	17	45	5-13	2-7	.	.	1	.	1	.	.
9	Isaiah McGuire	11	27	9	36	10.5-43	4.5-31	.	1	4	1-0	1	.	.
26	Akayleb Evans	10	26	3	29	1-2	.	1-0	6	1	.	2	.	.
14	Kris Abrams-Draine	11	24	4	28	1-1	.	3-0	7	.	1-0	.	.	.
18	Trajan Jeffcoat	11	21	6	27	10-52	3.5-33	.	1	4	1-0	1	.	.
24	Allie Green IV	10	22	5	27	.	.	.	4
78	Kobie Whiteside	11	15	9	24	3-5	1-4
12	Shawn Robinson	7	17	6	23	3.5-19	1-14	1-0	1
0	Akial Byers	11	16	6	22	3.5-26	1.5-21	.	.	2
58	Mekhi Wingo	10	12	8	20	2-8	1-7	1-40	.	2
2	Ennis Rakestraw Jr.	4	10	3	13	.	.	.	2	1
4	Jalani Williams	11	8	4	12	.	.	.	2
6	Darius Robinson	8	6	5	11	.	.	.	1
29	Jamie Pettway	7	6	4	10	1-2
36	DJ Jackson	9	7	3	10	1-1	.	.	2
15	Johnny Walker	6	6	3	9	2-6	2-6	.	.	2
39	Chris Turner	7	5	4	9
7	Stacy Brown	9	5	4	9
28	Jatorian Hansford	10	7	1	8	1-10	1-10	.	1	1
8	Ish Burdine	5	6	1	7
55	Arden Walker	4	3	2	5
99	Realus George Jr.	7	3	1	4	1-1
5	Chris Shearin	9	3	.	3
1	Tyler Badie	11	3	.	3
13	JJ Hester	11	2	.	2
16	Travion Ford	1	2	.	2	1-1
86	Tauskie Dove	11	2	.	2
56	Daniel Robledo	2	1	1	2
35	Mason Pack	6	1	.	1
18	Chance Luper	8	1	.	1
7	Dominic Lovett	11	1	.	1
13	Daylan Carnell	4	1	.	1
47	Stephen Benson	6	1	.	1	1	.
28	Dawson Downing	11	1	.	1
11	Barrett Banister	10	1	.	1
93	Andrew Serrano	1	1	.	1
	Totals	11	486	166	652	72-302	26-212	11-91	31	28	4-0	7	2	0
	Opponents	11	510	138	648	67-261	15-106	10-107	26	18	2-0	2	1	1





2021-22 Missouri Football Games Played All games

##	Player	GP-GS	CMU	UK	SEMO	BC	UT	UNT	TA&M	Vandy	UGa	USC	UF
0	Akial Byers	11/9	START	START	START	START	START	XXX	XXX	START	START	START	START
1	Tyler Badie	11/11	START	START	START	START	START	START	START	START	START	START	START
1	Jaylon Carlies	11/10	XXX	START	START	START	START	START	START	START	START	START	START
2	Micah Wilson	10/0	...	XXX	XXX	XXX	XXX	XXX	XXX	XXX	XXX	XXX	XXX
2	Ennis Rakestraw Jr.	4/1	START	XXX	...	XXX	XXX
3	Martez Manuel	11/11	START	START	START	START	START	START	START	START	START	START	START
4	Jalani Williams	11/1	START	XXX	XXX	XXX	XXX	XXX	XXX	XXX	XXX	XXX	XXX
4	Elijah Young	11/0	XXX	XXX	XXX	XXX	XXX	XXX	XXX	XXX	XXX	XXX	XXX
5	Chris Shearin	9/1	XXX	XXX	XXX	XXX	XXX	XXX	XXX	START	XXX
5	Mookie Cooper	8/2	XXX	XXX	START	XXX	...	START	XXX	XXX	XXX
6	Keke Chism	11/9	START	START	START	START	START	START	XXX	START	START	START	XXX
6	Darius Robinson	8/4	XXX	XXX	START	XXX	XXX	START	START	START
7	Stacy Brown	9/1	XXX	XXX	XXX	XXX	...	XXX	XXX	XXX	START	XXX	...
7	Dominic Lovett	11/4	XXX	XXX	START	XXX	XXX	START	START	XXX	XXX	XXX	START
8	Ish Burdine	5/5	START	START	START	START	...	START
8	Connor Bazelak	10/10	START	START	START	START	START	START	START	START	...	START	START
9	Isaiah McGuire	11/11	START	START	START	START	START	START	START	START	START	START	START
9	Ja'Mori Maclin	2/0	XXX	XXX
10	Tyler Macon	3/1	XXX	XXX	START
10	Dameon Wilson	3/0	XXX	...	XXX	XXX
11	Barrett Banister	10/3	XXX	XXX	XXX	XXX	XXX	XXX	...	START	START	START	XXX
11	Devin Nicholson	11/8	START	START	START	START	START	START	START	START	XXX	XXX	XXX
12	Shawn Robinson	7/3	XXX	START	XXX	START	START	XXX	XXX
12	Brady Cook	3/0	XXX	XXX	XXX	...
13	JJ Hester	11/0	XXX	XXX	XXX	XXX	XXX	XXX	XXX	XXX	XXX	XXX	XXX
13	Daylan Carnell	4/0	XXX	XXX	XXX	...	XXX
14	Kris Abrams-Draine	11/8	START	XXX	START	XXX	XXX	START	START	START	START	START	START
14	BJ Harris	6/0	XXX	XXX	XXX	XXX	XXX	XXX	...
15	Johnny Walker	6/0	XXX	XXX	XXX	XXX	XXX	XXX
15	Tommy Lock	0/0
16	Jack Samsel	0/0
16	Travion Ford	1/0	XXX
17	Taj Butts	0/0
17	Tyler Hibbler	0/0
18	Trajan Jeffcoat	11/11	START	START	START	START	START	START	START	START	START	START	START
18	Chance Luper	8/4	START	START	XXX	XXX	START	XXX	START	...	XXX
19	Grant McKinniss	11/0	XXX	XXX	XXX	XXX	XXX	XXX	XXX	XXX	XXX	XXX	XXX
20	Simi Bakare	3/0	XXX	XXX	XXX
20	Zxaequan Reeves	0/0
21	Tyler Jones	0/0
22	Will Norris	3/0	XXX	XXX	XXX
24	Allie Green IV	10/4	XXX	XXX	XXX	XXX	START	XXX	START	...	XXX	START	START
25	Blaze Alldredge	11/8	START	START	START	START	START	XXX	XXX	XXX	START	START	START
26	Akayleb Evans	10/8	XXX	XXX	START	START	START	START	START	START	START	START	...
28	Dawson Downing	11/0	XXX	XXX	XXX	XXX	XXX	XXX	XXX	XXX	XXX	XXX	XXX
28	Jatorian Hansford	10/2	START	XXX	XXX	...	START	XXX	XXX	XXX	XXX	XXX	XXX
29	Jamie Pettway	7/0	XXX	XXX	XXX	XXX	XXX	XXX	XXX
30	Chuck Hicks	5/0	XXX	XXX	XXX	XXX	XXX
31	D'ionte Smith	11/2	START	XXX	XXX	XXX	START	XXX	XXX	XXX	XXX	XXX	XXX
31	Zach Lovett	3/0	XXX	XXX	XXX
32	Ky Montgomery	0/0
33	Chad Bailey	11/6	XXX	XXX	XXX	XXX	XXX	START	START	START	START	START	START
33	Bryce Jackson	0/0
34	Davion Sistrunk	1/0	XXX
35	Mason Pack	6/0	XXX	XXX	XXX	XXX	XXX	XXX
35	Michael Cox	7/0	XXX	...	XXX	XXX	XXX	XXX	...	XXX	XXX
36	Joe Britton	0/0
36	DJ Jackson	9/1	XXX	XXX	XXX	XXX	XXX	XXX	XXX	XXX	START
38	Ben Langston	0/0
38	Chris Kreh	0/0





**2021-22 Missouri Football
Games Played
All games**

##	Player	GP-GS	CMU	UK	SEMO	BC	UT	UNT	TA&M	Vandy	UGa	USC	UF
39	Chris Turner	7/1	XXX	START	XXX	XXX	XXX	XXX	XXX
41	Chance May	1/0	XXX
41	Zach Hahn	0/0
43	Brandon Gregory	0/0
45	Devyn Butler	0/0
45	Kibet Chepyator	7/0	XXX	XXX	XXX	XXX	XXX	XXX	XXX
46	Justin Efebera	0/0
46	Logan Muckey	1/0	XXX
47	Daniel Hawthorne	11/0	XXX	XXX	XXX	XXX	XXX	XXX	XXX	XXX	XXX	XXX	XXX
47	Stephen Benson	6/0	XXX	XXX	XXX	XXX	XXX	XXX
48	Niko Hea	10/2	XXX	XXX	XXX	START	...	XXX	XXX	XXX	XXX	XXX	START
48	Caimin Hayes	1/0	XXX	...
49	Jake Hoffman	11/0	XXX	XXX	XXX	XXX	XXX	XXX	XXX	XXX	XXX	XXX	XXX
50	Hyrin White	9/9	START	START	START	START	START	START	START	START	START
51	Zeke Powell	4/0	XXX	XXX	XXX	XXX
54	Luke Griffin	11/4	XXX	XXX	XXX	XXX	XXX	XXX	XXX	START	START	START	START
55	Michael Maietti	11/11	START	START	START	START	START	START	START	START	START	START	START
55	Arden Walker	4/0	XXX	...	XXX	XXX	XXX	...
56	Daniel Robledo	2/0	XXX	XXX
57	Steven Hardy	0/0
58	Mekhi Wingo	10/3	XXX	XXX	XXX	XXX	XXX	START	START	START	XXX	...	XXX
59	Case Cook	5/5	START	START	START	START	START
61	Richard Taylor	3/0	XXX	XXX	XXX
62	Isaac Zatechka	0/0
64	Bobby Lawrence	10/1	XXX	XXX	XXX	XXX	XXX	XXX	XXX	XXX	XXX	START	...
65	Trenton Sederwall	0/0
66	Connor Wood	10/6	XXX	XXX	START	START	XXX	XXX	...	START	START	START	START
67	Jackson Pfender	0/0
69	Drake Heismeyer	10/0	XXX	XXX	XXX	XXX	XXX	XXX	...	XXX	XXX	XXX	XXX
70	E.J. Ndoma-Ogar	4/0	XXX	XXX	XXX	XXX	...
71	D.J. Bullard	0/0
72	Xavier Delgado	11/8	START	START	START	START	START	START	START	XXX	XXX	XXX	START
73	J'Marion Gooch	0/0
74	Connor Tollison	1/0	XXX
75	Mitchell Walters	2/0	XXX	XXX
76	Javon Foster	11/11	START	START	START	START	START	START	START	START	START	START	START
78	Kobie Whiteside	11/4	XXX	START	XXX	START	XXX	START	START	XXX	XXX	XXX	XXX
80	Messiah Swinson	11/1	XXX	XXX	XXX	XXX	XXX	XXX	XXX	XXX	START	XXX	XXX
81	Shawn Hendershot	0/0
81	Jack Meyer	0/0
82	Daniel Parker	11/10	START	START	START	START	START	START	START	START	XXX	START	START
84	Ryan Hoerstkamp	2/0	XXX	...	XXX
85	Jaden Nash	1/0	XXX
86	Tauskie Dove	11/7	XXX	START	XXX	START	XXX	XXX	START	START	START	START	START
87	Gavin McKay	0/0
89	Jarrin McKeithen	0/0
90	Sean Koetting	11/0	XXX	XXX	XXX	XXX	XXX	XXX	XXX	XXX	XXX	XXX	XXX
90	Jonathan Jones	0/0
92	Harrison Mevis	11/0	XXX	XXX	XXX	XXX	XXX	XXX	XXX	XXX	XXX	XXX	XXX
93	Luke Bauer	0/0
93	Andrew Serrano	1/0	XXX
95	Ben Key	0/0
96	Cannon York	8/0	XXX	XXX	XXX	XXX	XXX	XXX	XXX	XXX
96	Ethan Johnson	0/0
97	Jack Stonehouse	0/0
98	Will Henson	0/0
99	Realus George Jr.	7/0	XXX	XXX	XXX	XXX	XXX	XXX	XXX	...

