

Ole Miss

2021 FOOTBALL GAME NOTES

OLE MISS (3-1, 0-1 SEC)

Rankings AP: #17 | Coaches: #17
Last Game L, 42-21 (at #1 Alabama)
Streak L1
Head Coach Lane Kiffin
 Career Collegiate Record 69-40
 Years as College Head Coach 10th Season
 Record at Ole Miss 8-6
 Years at Ole Miss 2nd Season
 Record vs. Arkansas 0-1

ARKANSAS (4-1, 1-1 SEC)

Rankings AP: #13 | Coaches: #16
Last Game L, 37-0 (at #2 Georgia)
Streak L1
Head Coach Sam Pittman
 Career Collegiate Record 7-8
 Years as College Head Coach 2nd Season
 Record at Arkansas 7-8
 Years at Arkansas 2nd Season
 Record vs. Ole Miss 1-0

SERIES HISTORY

Series Record Arkansas leads 36-28-1*
Original Record Arkansas leads 36-30-1
In Oxford Ole Miss leads 7-6*
 (original record) Ole Miss leads 8-6
In Fayetteville Arkansas leads 12-2
At Neutral Site Ole Miss leads 19-18-1*
 (original record) Ole Miss leads 20-18-1
Last Meeting 2020, in Fayetteville
First Meeting 1908, in Jackson

* - Wins vacated due to NCAA ruling

THE REBEL RECORD

First Year of Football: 1893
Number of Seasons Playing Football: 127
All-Time Overall Record: 650-538-35
All-Time Bowl Record: 24-13
All-Time Overtime Record: 7-9

GAME

5



VS.



DATE: Oct. 9, 2021

TIME: 11 a.m. CT

LOCATION: Vaught-Hemingway Stadium • Oxford, Miss.

TV: ESPN - Joe Tessitore (pxp), Greg McElroy (analyst), Katie George (sideline)

HOME RADIO: David Kellum (pxp), Harry Harrison (analyst), Richard Cross (sideline)

WHAT TO WATCH FOR

- Ole Miss and Arkansas will be meeting on the field for the 68th time in a series that dates back to 1908.
- The Razorbacks hold a 36-28-1 series lead ... The original series record is 36-30-1 with Ole Miss' wins in 2012 & 2013 being vacated due to NCAA ruling.
- Arkansas' records indicate a 37-27-1 advantage for the Razorbacks ... Arkansas claims a forfeit victory in a 1914 game that Ole Miss won 13-7.
- Ole Miss is 65-167-2 all-time versus ranked opponents ... Ole Miss' last win over a ranked opponent was a 26-20 win over No. 7 Indiana last season in the Outback Bowl.
- The Rebels check in at No. 17 in both the AP Top 25 and the Coaches Poll.
- Ole Miss is third in the FBS in total offense (549.2 ypg) and fifth in scoring offense (44.8 ppg).
- The Rebels are one of only five teams nationally to have not thrown an interception this season.
- Fifteen Rebels have earned their degrees and are eligible for the 2021 season.
- Matt Corral** has thrown a touchdown pass in 16 straight games, tied for second-longest streak in school history ... He trails only Chad Kelly (22).
- Corral ranks top 10 nationally in total offense (342.8 ypg), passing efficiency (177.3), points responsible for (96) and yards per pass attempt (9.68).
- WR **Dontario Drummond** is third in the SEC with four receiving touchdowns.
- Chance Campbell** (7.2), **Otis Reese** (6.8) and **Keidron Smith** (6.2) all average six or more tackles per game.

13 of 14

The Rebels have forced at least one turnover in 13 of the 14 games under Lane Kiffin and co-defensive coordinators D.J. Durkin and Chris Partridge.

1.25

DL **Sam Williams** leads the SEC and ranks No. 3 in FBS with 1.25 sacks per game. Williams has registered a sack in every game this season for the Rebels.

17

RB **Snoop Conner** currently sits at 17 career rushing touchdowns, just one shy of breaking into the top 10 and tying Leon Perry (17) at No. 10.

2021 SCHEDULE



Louisville
 Sept. 6
 W, 43-24
 ESPN



Austin Peay
 Sept. 11
 W, 54-17
 ESPN+



Tulane
 Sept. 18
 W, 61-21
 ESPN2



at Alabama*
 Oct. 2
 L, 21-42
 CBS



Arkansas*
 Oct. 9
 11 a.m.
 ESPN



at Tennessee*
 Oct. 16
 TBD



LSU*
 Oct. 23
 TBD



at Auburn*
 Oct. 30
 TBD



Liberty
 Nov. 6
 TBD



Texas A&M*
 Nov. 13
 TBD



Vanderbilt*
 Nov. 20
 TBD



at MSU*
 Nov. 25
 6:30 p.m.
 ESPN

MATT CORRAL

QUARTERBACK • OLE MISS
JUNIOR • 6-2 • 205 • VENTURA, CA

302.5

PASSING YARDS PER GAME
(NO. 12 IN FBS)

342.8

TOTAL OFFENSE PER GAME
(NO. 9 IN FBS)

24.0

POINTS RESPONSIBLE FOR
PER GAME (NO. 4 IN FBS)

9.68

YARDS PER PASS ATTEMPT
(NO. 9 IN FBS)

177.3

PASSING EFFICIENCY
(NO. 10 IN FBS)

- Matt Corral has thrown a touchdown pass in 16 straight games, the second-longest streak in school history (Chad Kelly [22])
- Leads the SEC and ranks 21st in FBS with six rushing touchdowns this season
- Ranks No. 6 in Ole Miss record books with 6,148 career passing yards



OLE MISS ATHLETICS COMMUNICATIONS

Kyle CampbellAssociate A.D. for Brand Strategy
Email: kyle@olemiss.edu
Duties: Primary Contact, Interviews

Brad SheffieldAssociate Director
Email: brads@olemiss.edu
Duties: Credentials, Notes, Player Interviews

Adam KuffnerAssociate Director
Email: kuffner@olemiss.edu
Duties: Flipcard, Stats

Alex SimsAssistant Director
Email: apsims@olemiss.edu
Duties: Digital Program

Tyler WootenAssociate Director
Email: tjwooten@olemiss.edu

Mitch PraxlAssistant Director
Email: mjpraxl@olemiss.edu

Connor AllenCommunications Assistant
Email: callen7@go.olemiss.edu

Zane GoedderzCommunications Assistant
Email: zgoedde@go.olemiss.edu

Alex KirschCommunications Assistant
Email: adkirsch1@go.olemiss.edu

Madeline MarshallCommunications Assistant
Email: mgmarsh1@go.olemiss.edu

Ashley MangrumSenior Staff Assistant
Email: ash1@olemiss.edu

SEC TELECONFERENCE

Coach Lane Kiffin will be available on the weekly SEC Teleconference every Wednesday from Sept. 1-Nov. 24, from 12-12:10 p.m. CT. The number is available through the SEC office at (205) 348-3000. Below is the order of participants. All times list are CT.

10:00 a.m.	Ed Orgeron, LSU
10:10 a.m.	Kirby Smart, Georgia
10:20 a.m.	Dan Mullen, Florida
10:30 a.m.	Clark Lea, Vanderbilt
10:40 a.m.	Sam Pittman, Arkansas
10:50 a.m.	Josh Heupel, Tennessee
11:00 a.m.	Nick Saban, Alabama
11:10 a.m.	Shane Beamer, South Carolina
11:20 a.m.	Eli Drinkwitz, Missouri
11:30 a.m.	Jimbo Fisher, Texas A&M
11:40 a.m.	Mark Stoops, Kentucky
11:50 a.m.	Mike Leach, Mississippi State
12:00 p.m.	Lane Kiffin, Ole Miss
12:10 p.m.	Bryan Harsin, Auburn

QUICK FACTS

School: Ole Miss (University of Mississippi)
Nickname: Rebels
Location: Oxford, Mississippi
Founded: Nov. 6, 1848
Enrollment: 21,676
Colors: Cardinal Red (PMS 186) and Navy Blue (PMS 2767)
Conference: Southeastern (SEC)
Stadium: Vaught-Hemingway Stadium/Hollingsworth Field
Capacity/Playing Surface: 64,038/Natural Grass

OLE MISS MEDIA SCHEDULE GAME WEEK

SUNDAY	MONDAY	TUESDAY	WEDNESDAY	THURSDAY	FRIDAY
• Off day	<ul style="list-style-type: none"> Practice closed Kiffin presser at 11:45 a.m. CT Players available following Kiffin 	<ul style="list-style-type: none"> Select practice availability Players available after practice approximately 11:45 a.m. CT 	<ul style="list-style-type: none"> Practice closed Kiffin SEC teleconference at noon CT 	<ul style="list-style-type: none"> Practice closed No interviews Reb Talk radio show 6 p.m. at Bourne 	<ul style="list-style-type: none"> Practice closed No interviews

PRESS CONFERENCES/INTERVIEWS: Ole Miss will hold its weekly fall press conference each Monday of the regular season beginning at 11:45 a.m. CT. Various Ole Miss coaches and staff will be first, followed by head football coach Lane Kiffin at noon. The press conference is streamed live on SEC Network+ (ESPN App). Players will follow Coach Kiffin at the Monday press conference. Select players will be also available at approximately noon on Tuesday, while Coach Kiffin will be available Wednesday on the SEC teleconference (noon). There is no media availability on Thursday or Friday. Times are subject to change and some press conferences will be offered via Zoom (listen only).

SEC WEEKLY TELECONFERENCE: Coach Kiffin will be available on the weekly Southeastern Conference weekly teleconference every Wednesday, beginning week one and concluding the final week of the regular season (noon). The number is available through the SEC office at 205-348-3000.

PRACTICES: Practice footage is available periodically on the Ole Miss FTP site. At open practices, video is permitted for stretch only, and use of footage from practices must be limited to three minutes per day. Photographers must use tight shots and no formations.

WORKING CREDENTIALS: To request game credentials, go to Ole Miss' online credentialing site: www.sportssystem.com/OleMiss. Credential requests must be made as early as possible by the sports director of each media outlet and are limited to those media who will be attending the game in a working capacity. Media must approve the SEC Media Policy before requesting credentials. Media credentials are allotted on the following basis: 1) websites whose primary purpose is to gather and disseminate news and who have an affiliation with a nationally recognized media entity/network; 2) daily newspapers; 3) network affiliate television stations; 4) magazines, non-broadcast radio stations and weekly newspapers.

PARKING: Gameday media parking will be located in the garage adjacent to the SJB Pavilion. Each pass is for a specific numbered parking spot. Cars parked in the wrong spot will be towed. Parking passes may not be picked up at media will-call and must be requested during credential application process.

MEDIA GATE/WILL-CALL: Media will enter Gate 35 on the west side of the stadium beginning three and a half (3.5) hours prior to kickoff. The media will-call table will be located beside the elevators on the concourse level of The SJB Pavilion. Photographers may receive a vest at this location.

PHOTOGRAPHERS/SIDELINE ACCESS: All photographers must wear a photo vest in order to be admitted to the sidelines. This may be received beside the elevators on the concourse level of The SJB Pavilion. Gameday flip cards will be available there or in the photo workroom, which is located next to the visiting team locker room off the southeast corner of the field. Per NCAA rules, images or likeness of current studentathletes may not be sold, distributed or used for commercial purposes without appropriate consent.

SIDELINE ACCESS: Excluding select portions of the game, media sideline access is reserved for photographers/ videographers. Credentialed photographers/videographers who arrive at media will-call without proper equipment will not be granted a vest for sideline access. When on the sideline, media must remain outside the bench area and may not shoot behind the benches. During pre-game activities, media must remain in the designated area, as posted in the photo workroom, until the team leaves the field after warm-ups.

VIDEO CONTENT: Press conferences, media opportunities, practices and any form of competition may not be broadcast live, including Facebook Live and related media, without prior consent of the athletics department. Use of footage from practices is limited to three minutes per day. This includes content obtained via FTP. Press conferences, practice footage and other content are available for media on the Rebels' official YouTube page: www.youtube.com/OleMissSports/videos. Ole Miss also offers free FTP downloads of this content for television stations to use during regularly scheduled newscasts. All content should be credited to Ole Miss Sports Productions. To access the Ole Miss FTP site, please contact Seth Austin at saaustin@olemiss.edu or 662-816-3436.

RECRUITS: Per NCAA rules, media are not permitted to have contact with a prospect or family members of a prospect during their official visit, including prospects in attendance at practice or games. In addition, media are forbidden from videoing or photographing prospects during their visit. Media are also asked to make every effort to keep distance from prospects on campus, including at practice, during pre-game activities on the sidelines and in the stands.

RADIO RIGHTS: The radio rights to Ole Miss Football are provided by IMG College in partnership with TeleSouth Communications Inc. Visiting networks planning to originate from Vaught-Hemingway Stadium/ Hollingsworth Field are issued credentials by the Ole Miss Athletics Communications office. Broadcast lines should be ordered through AT&T (1-877-438-0041). Visiting networks may also wish to contact Cabell Philpott with IMG College (336-831-0719 or cabell.philpott@imgworld.com), concerning the SEC's network agreement.

RADIO/TELEVISION SHOW: The RebTalk radio show gives fans the opportunity to ask Coach Kiffin questions concerning Ole Miss Football. The talk show, hosted by David Kellum, will air every Thursday during the season at 6 p.m. "The Season: Ole Miss Football" is an award-winning, weekly 30-minute show produced by Ole Miss Sports Productions. It debuts Wednesdays at 6 p.m. CT on TheSeasonOleMiss.com and airs on ESPN.

TEAM STATISTICS

OLE MISS	OPPONENT	CATEGORY	ARKANSAS	OPPONENT
179	110	Total Points	143	95
119	89	First Downs	95	83
61	34	By Rushing	60	34
48	42	By Passing	29	32
10	13	By Penalty	6	17
974	607	Rushing Yards	1,119	765
179	167	Rushing Attempts	217	194
5.4	3.6	Yards Per Rush	5.2	3.9
243.5	216.8	Rushing Yards Per Game	223.8	129.8
1,223	867	Passing Yards	963	649
90-133	78-127	Pass Completions-Attempts	59-100	70-132
305.8	216.8	Passing Yards Per Game	192.6	129.8
2,197	1,474	Total Offense	2,082	1,414
312	294	Total Offensive Plays	317	326
549.3	368.5	Total Offense Per Game	416.4	282.8
3-3	7-4	Fumbles-Lost	8-0	6-1
43-380	28-250	Penalties-Yards	49-416	39-245

INDIVIDUAL STATISTICS

OLE MISS

Rushing	Att.	Yds.	Avg.	TD
Henry Parrish Jr.	36	223	6.2	1
Jerrion Ealy	40	204	5.1	1
Matt Corral	43	161	3.7	6

Passing	Comp.	Att.	Yds.	TD/Int.
Matt Corral	87	125	1,210	10/0

Receiving	Rec.	Yds.	Avg.	TD
Dontario Drummond	24	382	15.9	4
Jonathan Mingo	15	290	19.3	3
Braylon Sanders	10	165	16.5	2

Punting	No.	Yds.	Avg.	Long
Mac Brown	9	442	49.1	56

Punt Returns	No.	Yds.	Avg.	Long
Braylon Sanders	1	1	1.0	1

Kickoff Returns	No.	Yds.	Avg.	Long
Jerrion Ealy	3	63	21.0	26

Scoring	TD	FG	PAT	Total
Matt Corral	6	0-0	0-0	36
Caden Costa	0	4-5	21-22	33

Tackles	UT-AT	TT	TFL	Other
Chance Campbell	12-17	29	4.0	2 SACKS
Otis Reese	11-16	27	0.0	1 PBU
Keidron Smith	12-13	25	1.5	1 INT
Tysheem Johnson	8-15	23	1.5	-

ARKANSAS

Rushing	Att.	Yds.	Avg.	TD
Trelon Smith	62	302	4.9	3
KJ Jefferson	40	235	5.9	2
Raheim Sanders	37	185	5.0	1

Passing	Comp.	Att.	Yds.	TD/Int.
KJ Jefferson	54	91	909	6/2

Receiving	Rec.	Yds.	Avg.	TD
Treyton Burks	22	383	17.4	2
Tyson Morris	8	178	22.2	2
Warren Thompson	7	103	14.7	1

Punting	No.	Yds.	Avg.	Long
Reid Bauer	25	1,023	40.9	7

Punt Returns	No.	Yds.	Avg.	Long
Nathan Parodi	8	33	4.1	10

Kickoff Returns	No.	Yds.	Avg.	Long
LaDarius Bishop	5	144	28.8	42

Scoring	TD	FG	PAT	Total
Cam Little	0	8-9	17-17	41
Trelon Smith	3	0-0	0-0	18

Tackles	UT-AT	TT	TFL	Other
Bumper Pool	19-30	49	3.0	1 PBU
Hayden Henry	14-26	40	5.5	2 QBH
Grant Morgan	17-20	37	4.5	3 QBH
Jalen Catalon	20-17	37	1.0	2 INT

LAST FIVE GAMES AGAINST ARKANSAS

Oct. 17, 2020 • Fayetteville, Ark. • Arkansas 33, Ole Miss 21: The Ole Miss offense had scored 35 or more points in each of their first three games in 2020, but the Arkansas defensive gameplan befuddled the Rebel air attack, resulting in six interceptions for the Razorbacks. Despite the heavy turnovers, the Rebels were right in the game, trailing by five with the ball late in the fourth quarter—but the sixth interception of the game from Matt Corral was returned by Grant Morgan for six Razorback points, sealing the Rebel defeat.

Sept. 7, 2019 • Oxford, Miss. • Ole Miss 31, Arkansas 17: A balanced offensive attack and the revamped Ole Miss defense took center stage against Arkansas, powering the Rebels to a 31-17 victory in the 2019 SEC opener at Vaught-Hemingway Stadium on Saturday. The Rebels (1-1, 1-0 SEC) stymied the Razorbacks to 361 yards of total offense, the fewest allowed by Ole Miss since stifling UT Martin to 334 yards on Sept. 9, 2017. Ole Miss had a superb day on offense as well, tallying 483 yards behind big days from quarterback Matt Corral (16-of-24, 246 yards, 2 TD) and running back Scottie Phillips (26 carries, 143 yards, 2 TD).

Oct. 13, 2018 • Little Rock, Ark. • Ole Miss 37, Arkansas 33: Ole Miss fell behind 17 points in the first half on a rainy night in Little Rock, but the Rebels never gave in, storming back to take the lead with 42 seconds remaining on a Scottie Phillips touchdown run. Jordan Ta'amu threw for 387 yards and connected on two second-half touchdown passes to fuel the comeback. Ta'amu added 141 on the ground, giving him the second-most yards of total offense in program history.

Oct. 28, 2017 • Oxford, Miss. • Arkansas 38, Ole Miss 37: Ole Miss jumped out to a 31-7 lead in the second quarter, but the Razorbacks roared back and swiped the victory on a 34-yard field goal by Connor Limpert with four seconds remaining on the clock to spoil Jordan Ta'amu's first start at quarterback for the Rebels.

Oct. 15, 2016 • Fayetteville, Ark. • #24 Arkansas 34, #12 Ole Miss 30: For the second straight season, the Ole Miss football team fell in a back-and-forth battle against Arkansas. A 6-yard run by Jared Cornelius with 2:20 remaining pushed the No. 22 Razorbacks (5-2, 1-2 SEC) to a 34-30 win over the No. 12 Rebels (3-3, 1-2 SEC). Senior quarterback Chad Kelly accounted for 334 total yards (253 passing, 89 rushing) and three touchdowns (one passing, two rushing) in the SEC setback.

TOP REBEL PERFORMANCES VS. ARKANSAS

Rushing Yards: John Avery, 20-155 (TD); 11-9-1996
Passing Yards: Bo Wallace, 27-32-2-416 (3 TDs); 11-9-2013
Receptions: Elijah Moore 11-113 (TD); 10-17-2020
Receiving Yards: Donte Moncrief, 7-149 (TD); 11-9-2013
All-Purpose: Deuce McAllister, 317; 11-6-1999
Total Offense: Jordan Ta'amu, 528, 10-13-2018
Scoring: Deuce McAllister, 18 (3 TDs), 11-6-1999; Jason Armstead, 18 (3 TDs), 11-3-2001; Chad Kelly, 18 (3 TDs), 11-7-2015
Kickoff Return Yards: Deuce McAllister, 3-158 (TD); 11-6-1999
Interceptions: 3, James Kelly; 10-25-1952
Punt Return Yards: Vincent Brownlee, 5-118 (TD); 9-22-1990

SERIES HISTORY







Arkansas leads 36-28-1

Original Record: 36-30-1 Arkansas
In Oxford: 7-6 Ole Miss
In Fayetteville: 12-2 Arkansas
In Memphis: 8-5 Arkansas
In Little Rock: 8-6-1 Ole Miss
In Jackson: 4-4 Tied
In New Orleans -1: 2-0 Ole Miss
 1 - 1962 and 1969 Sugar Bowls

Longest Ole Miss Win Streak: 6, 1958-1969
Longest Arkansas Win Streak: 5, 1985-1989

Largest Margin of Victory: 28, twice, (28-0) 1953 and
 1959 in Memphis
Largest Margin of Defeat: 36 (44-8), 2006 in Oxford

Year	Site	Score	Year	Site	Score
1908	Fayetteville	L, 0-33	1994	Fayetteville	L, 7-31
1913	Little Rock	W, 21-10	1995	Memphis	L, 6-13
1914	Little Rock	W, 13-7	1996	Fayetteville	L, 7-13
1924	Little Rock	L, 0-20	1997	Oxford	W, 19-9
1926	Fayetteville	L, 6-21	1998	Fayetteville	L, 0-34
1928	Oxford	W, 25-0	1999	Oxford	W, 38-16
1937	Memphis	L, 6-32	2000	Fayetteville	W, 38-24
1938	Memphis	W, 20-14	2001	Oxford	L, 56-58 (7ot)
1940	Memphis	L, 20-21	2002	Fayetteville	L, 28-48
1941	Memphis	W, 18-0	2003	Oxford	W, 19-7
1942	Memphis	L, 6-7	2004	Fayetteville	L, 3-35
1944	Memphis	L, 18-26	2005	Oxford	L, 17-28
1945	Memphis	L, 0-19	2006	Fayetteville	L, 3-38
1946	Memphis	W, 9-7	2007	Oxford	L, 8-44
1947	Memphis	L, 14-19	2008	Fayetteville	W, 23-21
1952	Little Rock	W, 34-7	2009	Oxford	W, 30-17
1953	Memphis	W, 28-0	2010	Fayetteville	L, 24-38
1954	Little Rock	L, 0-6	2011	Oxford	L, 24-29
1955	Oxford	W, 17-7	2012	Little Rock	W, 30-27#
1956	Little Rock	L, 0-14	2013	Oxford	W, 34-24#
1957	Memphis	L, 6-12	2014	Fayetteville	L, 0-30
1958	Little Rock	W, 14-12	2015	Oxford	L, 52-53 (ot)
1959	Memphis	W, 28-0	2016	Fayetteville	L, 30-34
1960	Little Rock	W, 10-7	2017	Oxford	L, 37-38
1961	Jackson	W, 16-0	2018	Little Rock	W, 37-33
1962	New Orleans -1	W, 17-13	2019	Oxford	W, 31-17
1969	New Orleans -1	W, 27-22	2020	Fayetteville	L, 21-33
1981	Jackson	L, 13-27			1- Sugar Bowl
1982	Little Rock	L, 12-14			
1983	Jackson	W, 13-10			
1984	Little Rock	T, 14-14			
1985	Jackson	L, 19-24			
1986	Little Rock	L, 0-21			
1987	Jackson	L, 10-31			
1988	Little Rock	L, 13-21			
1989	Jackson	L, 17-24			
1990	Little Rock	W, 21-17			
1991	Jackson	W, 24-17			
1992	Little Rock	W, 17-3			
1993	Jackson	W, 19-0			

2		MATT CORRAL 6-2 205 Jr. Ventura, Calif.	<table><tr><th>COMP</th><th>ATT</th><th>YDS</th><th>TD/INT</th></tr><tr><td>87</td><td>125</td><td>1,210</td><td>10/0</td></tr></table>	COMP	ATT	YDS	TD/INT	87	125	1,210	10/0	LAST GAME: Finished 21-for-29 for 213 yards through the air, adding one pass and one rush TD at Alabama NOTES: No. 2 in SEC, ninth nationally in total offense ... Responsible for most points per game (24.0) in SEC, fourth-most nationally ... No. 3 in SEC, 10th nationally in pass efficiency ... No. 3 in SEC, 12th nationally in pass yards/game ... Has thrown a touchdown in 16 consecutive games ... Named Walter Camp FBS POTW (Week 3).
COMP	ATT	YDS	TD/INT									
87	125	1,210	10/0									
9		JERRION EALY 5-8 185 Jr. Walnut Grove, Miss.	<table><tr><th>TOUCH</th><th>AP YDS</th><th>AVG</th><th>TD</th></tr><tr><td>51</td><td>346</td><td>6.8</td><td>1</td></tr></table>	TOUCH	AP YDS	AVG	TD	51	346	6.8	1	LAST GAME: Had 13 touches for 56 all-purpose yards at Alabama NOTES: Became first Rebel runner to break 100 yards this season vs. Tulane ... Doak Walker, Maxwell and Paul Hornung Award Watch List ... Preseason All-America First Team ... 2020 Third Team All-American (PFF) ... 2020 Second Team All-SEC ... Scored a TD in eight of nine games played in 2020.
TOUCH	AP YDS	AVG	TD									
51	346	6.8	1									
25		HENRY PARRISH 5-10 190 So. Goults, Fla.	<table><tr><th>ATT</th><th>YDS</th><th>AVG</th><th>TD</th></tr><tr><td>36</td><td>223</td><td>6.2</td><td>1</td></tr></table>	ATT	YDS	AVG	TD	36	223	6.2	1	LAST GAME: Led team with 70 all-purpose yards (47 rushing, 23 receiving) at Alabama NOTES: Leads team in rushing ... Leads Rebel RBs in yards per carry (6.2) ... Ran for 63 yards in first career start in Outback Bowl ... Set career highs in carries (16), rushing yards (82) and rushing TDs (2) at LSU ... Has had seven or more carries and 28-plus yards for nine straight games.
ATT	YDS	AVG	TD									
36	223	6.2	1									
11		DONTARIO DRUMMOND 6-1 220 Sr. Laurel, Miss.	<table><tr><th>REC</th><th>YDS</th><th>AVG</th><th>TD</th></tr><tr><td>24</td><td>382</td><td>15.9</td><td>4</td></tr></table>	REC	YDS	AVG	TD	24	382	15.9	4	LAST GAME: Led Ole Miss with four receptions and 43 receiving yards at Alabama NOTES: No. 2 in SEC, No. 19 nationally in receiving yards/game ... No. 3 in SEC, No. 22 nationally in receiving touchdowns ... No. 4 in SEC, 33rd nationally in receptions/game ... Had eight-game receiving touchdown streak snapped at Alabama (first time since at least 1965) ... Two 100-yard games this season.
REC	YDS	AVG	TD									
24	382	15.9	4									
13		BRAYLON SANDERS 6-0 195 Sr. Hogansville, Ga.	<table><tr><th>REC</th><th>YDS</th><th>AVG</th><th>TD</th></tr><tr><td>10</td><td>165</td><td>16.5</td><td>2</td></tr></table>	REC	YDS	AVG	TD	10	165	16.5	2	LAST GAME: Caught two passes for 32 yards, including one-handed sideline catch at Alabama NOTES: 10th in SEC in yards/reception ... 13th in SEC in receiving TDs ... Caught four passes for a career-high 141 yards while making first start of the 2020 season in win over South Carolina ... Brought in three passes for 50 yards and a touchdown at Vandy ... Appeared in eight games with three starts in 2019.
REC	YDS	AVG	TD									
10	165	16.5	2									
1		JONATHAN MINGO 6-2 225 Jr. Brandon, Miss.	<table><tr><th>REC</th><th>YDS</th><th>AVG</th><th>TD</th></tr><tr><td>15</td><td>290</td><td>19.3</td><td>3</td></tr></table>	REC	YDS	AVG	TD	15	290	19.3	3	LAST GAME: Did not play vs. Alabama NOTES: Leads SEC, 18th nationally in receiving yards per game ... No. 3 in SEC, 28th nationally in yards per reception ... No. 11 in SEC in all-purpose yards/game ... Has started 23 of 25 games at WR during career ... Caught first career touchdown as part of a career-high 74-yard day in 2019 at Alabama.
REC	YDS	AVG	TD									
15	290	19.3	3									
64		NICK BROEKER 6-5 305 Jr. Springfield, Ill.	<table><tr><th>GS</th><th>RUSH/G</th><th>PASS/G</th><th>PPG</th></tr><tr><td>4</td><td>243.5</td><td>305.8</td><td>44.8</td></tr></table>	GS	RUSH/G	PASS/G	PPG	4	243.5	305.8	44.8	LAST GAME: Made 14th career start at left tackle and 26th career appearance at Alabama NOTES: Moved to RT after starting all 10 games at LT in 2020 ... 2020 All-SEC Fourth Team ... 2021 Outland Trophy Watch List ... Preseason All-American Third Team ... Preseason All-SEC Third Team ... Appeared in all 12 games as a true freshman at the LT position ... Allowed just one sack in 213 pass block snaps.
GS	RUSH/G	PASS/G	PPG									
4	243.5	305.8	44.8									
54		CALEB WARREN 6-5 310 So. Louisville, Miss.	<table><tr><th>GS</th><th>RUSH/G</th><th>PASS/G</th><th>PPG</th></tr><tr><td>4</td><td>243.5</td><td>305.8</td><td>44.8</td></tr></table>	GS	RUSH/G	PASS/G	PPG	4	243.5	305.8	44.8	LAST GAME: Made 12th career start at Alabama NOTES: Made first career start vs. Alabama, has started all 12 games since ... Appeared in one game in 2019 as a true freshman, making Rebel debut on Nov. 9 vs. New Mexico State ... 3-star prospect ... Played in Mississippi/Alabama All-Star Game ... Class 1A First Team All-State ... Led Nanih Waiya to 2018 1A state title.
GS	RUSH/G	PASS/G	PPG									
4	243.5	305.8	44.8									
51		ORLANDO UMANA 6-4 315 Sr. Sacramento, Calif.	<table><tr><th>GS</th><th>RUSH/G</th><th>PASS/G</th><th>PPG</th></tr><tr><td>3</td><td>243.5</td><td>305.8</td><td>44.8</td></tr></table>	GS	RUSH/G	PASS/G	PPG	3	243.5	305.8	44.8	LAST GAME: Made third start as a Rebel at Alabama NOTES: Transferred to Ole Miss from Utah for fall camp ... Appeared in 40 career games, including 26 starts ... 22 starts came at center for the Utes ... Appeared in one game for Utah during shortened 2020 season ... Earned All-Pac-12 honorable mention honors in 2019 after starting 12 games at center.
GS	RUSH/G	PASS/G	PPG									
3	243.5	305.8	44.8									
55		BEN BROWN 6-5 315 Sr.* Vicksburg, Miss.	<table><tr><th>GS</th><th>RUSH/G</th><th>PASS/G</th><th>PPG</th></tr><tr><td>4</td><td>243.5</td><td>305.8</td><td>44.8</td></tr></table>	GS	RUSH/G	PASS/G	PPG	4	243.5	305.8	44.8	LAST GAME: Made team-best 38th consecutive start at Alabama NOTES: Returned to natural RG position after starting all 10 games at center last season ... 2020 Reese's Senior Bowl Watch List ... Preseason All-SEC Third Team ... Has started team-best 38 consecutive games at right guard (2018-19, 2021) and center (2020) ... 2018 SEC All-Freshman.
GS	RUSH/G	PASS/G	PPG									
4	243.5	305.8	44.8									
78		JEREMY JAMES 6-5 305 So. Cumming, Ga.	<table><tr><th>GS</th><th>RUSH/G</th><th>PASS/G</th><th>PPG</th></tr><tr><td>4</td><td>243.5</td><td>305.8</td><td>44.8</td></tr></table>	GS	RUSH/G	PASS/G	PPG	4	243.5	305.8	44.8	LAST GAME: Made 14th career start at Alabama NOTES: Named SEC Co-Offensive Lineman of the Week (9/18) ... Started all 10 games at RG in 2020 ... Preseason All-SEC Third Team ... First Team Freshman All-American (The Athletic) a season ago ... Appeared in two games and was redshirted in 2019 ... Made Rebel debut on Nov. 9, 2019 vs. New Mexico.
GS	RUSH/G	PASS/G	PPG									
4	243.5	305.8	44.8									
43		CADEN COSTA 6-0 200 Fr. Mandeville, La.	<table><tr><th>FG</th><th>LONG</th><th>PAT</th><th>PTS</th></tr><tr><td>4/5</td><td>47</td><td>21/22</td><td>33</td></tr></table>	FG	LONG	PAT	PTS	4/5	47	21/22	33	LAST GAME: Was 3-for-3 on PAT attempts at Alabama NOTES: Tied for 10th in SEC in scoring ... Named SEC Co-Freshman of the Week, going 3-for-3 on FGs, 4-for-4 on PATs vs. UL ... First career field goal was 47-yarder vs. Louisville, the longest by a Rebel since Gary Wunderlich (49-yarder, Nov. 4, 2017) ... Rated 4.5-star prospect by Chris Sailer Kicking.
FG	LONG	PAT	PTS									
4/5	47	21/22	33									
96		MAC BROWN 6-4 205 Sr. Eden Prairie, Minn.	<table><tr><th>PUNTS</th><th>AVG</th><th>LONG</th><th>IN 20</th></tr><tr><td>9</td><td>49.1</td><td>56</td><td>3</td></tr></table>	PUNTS	AVG	LONG	IN 20	9	49.1	56	3	LAST GAME: Punted twice at a 51.5-yard average, dropping one inside the 20 at Alabama NOTES: Selected to 2021 Allstate AFCA Good Works Team ... Ray Guy Award Watch List ... Wuerffel Trophy Watch List ... Preseason All-SEC Third Team ... Named SEC Special Teams Player of the Week after performance at Kentucky in 2020.
PUNTS	AVG	LONG	IN 20									
9	49.1	56	3									

33 DE		CEDRIC JOHNSON 6-3 255 So. Mobile, Ala. <table> <tr> <th>TACKLES</th><th>TFL</th><th>SACK</th><th>QBH</th></tr> <tr> <td>6</td><td>2.0</td><td>2.0</td><td>4</td></tr> </table>	TACKLES	TFL	SACK	QBH	6	2.0	2.0	4	LAST GAME: Recorded second sack of the season, two total tackles and one QB hurry at Alabama NOTES: Notched first sack of season vs. Austin Peay ... Made first career start vs. Louisville ... Appeared in all 10 games as a true freshman in 2020 ... Made first career tackle vs. Auburn, totaling two on the day, including one sack and one TFL ... Recorded a sack and a QB hurry vs. Mississippi State.
TACKLES	TFL	SACK	QBH								
6	2.0	2.0	4								
96 DT		ISAIAH ITON 6-2 295 So. Houston, Texas <table> <tr> <th>TACKLES</th><th>TFL</th><th>SACK</th><th>QBH</th></tr> <tr> <td>10</td><td>1.0</td><td>0.0</td><td>1</td></tr> </table>	TACKLES	TFL	SACK	QBH	10	1.0	0.0	1	LAST GAME: Tied career high with four tackles in first career start at Alabama NOTES: Set career high w/ four tackles, one TFL, one QB hurry vs. Austin Peay ... Transferred to Ole Miss after one season at Northern Colorado and one season at Hutchinson CC, but did not see game action at Hutchinson due to season shifting to spring ... Rated 4-star prospect by Rivals ... No. 10 JUCO prospect.
TACKLES	TFL	SACK	QBH								
10	1.0	0.0	1								
94 NT		QUENTIN BIVENS 6-3 305 Jr. Waynesboro, Miss. <table> <tr> <th>TACKLES</th><th>TFL</th><th>SACK</th><th>PBU</th></tr> <tr> <td>8</td><td>0.0</td><td>0.0</td><td>1</td></tr> </table>	TACKLES	TFL	SACK	PBU	8	0.0	0.0	1	LAST GAME: Notched one tackle at Alabama NOTES: Played in all 10 games in 2020, making one start ... Appeared in all 12 games as a reserve defensive lineman in 2019 ... Notched a career-high four tackles vs. New Mexico State in 2019 ... Appeared in three contests and was redshirted as a true freshman ... Former 3-star prospect.
TACKLES	TFL	SACK	PBU								
8	0.0	0.0	1								
7 DE		SAM WILLIAMS 6-4 265 Sr. Montgomery, Ala. <table> <tr> <th>TACKLES</th><th>TFL</th><th>SACK</th><th>FF</th></tr> <tr> <td>17</td><td>5.0</td><td>5.0</td><td>2</td></tr> </table>	TACKLES	TFL	SACK	FF	17	5.0	5.0	2	LAST GAME: Totaled six tackles, including one sack, and added a QB hurry at Alabama NOTES: Leads SEC, No. 3 nationally in sacks per game ... Has a sack in every game this season ... Has had at least one TFL in six straight games ... Tied for SEC lead in forced fumbles ... Butkus Award Watch List ... 2022 Reese's Senior Bowl Watch List ... Preseason All-SEC.
TACKLES	TFL	SACK	FF								
17	5.0	5.0	2								
0 OLB		LAKIA HENRY 5-11 230 Sr. Vidalia, Ga. <table> <tr> <th>TACKLES</th><th>TFL</th><th>SACK</th><th>FF</th></tr> <tr> <td>13</td><td>0.0</td><td>0.0</td><td>0</td></tr> </table>	TACKLES	TFL	SACK	FF	13	0.0	0.0	0	LAST GAME: Tallied five tackles at Alabama NOTES: Butkus Award Watch List ... 2022 Reese's Senior Bowl Watch List ... Played in nine of 10 games in 2020, making six starts ... Finished third on team in tackles, TFLs and sacks ... Started every game at ILB for Ole Miss in 2019 ... Led team in total tackles with 88.
TACKLES	TFL	SACK	FF								
13	0.0	0.0	0								
46 MLB		MOMO SANOGO 6-1 230 Sr.* Plano, Texas <table> <tr> <th>TACKLES</th><th>TFL</th><th>SACK</th><th>QBH</th></tr> <tr> <td>10</td><td>0.5</td><td>0.5</td><td>1</td></tr> </table>	TACKLES	TFL	SACK	QBH	10	0.5	0.5	1	LAST GAME: Totaled three tackles at Alabama NOTES: Played in all 10 games, making six starts in 2020 ... Finished fifth on team, third among Rebel LBs in tackles ... Fourth on team in TFL ... Appeared in two games, starting one before suffering season-ending right ankle injury in the second game of the 2019 season ... Started all 12 games at LB in 2018.
TACKLES	TFL	SACK	QBH								
10	0.5	0.5	1								
44 MLB		CHANCE CAMPBELL 6-2 240 Sr.* Ellicott City, Md. <table> <tr> <th>TACKLES</th><th>TFL</th><th>SACK</th><th>QBH</th></tr> <tr> <td>29</td><td>4.0</td><td>2.0</td><td>3</td></tr> </table>	TACKLES	TFL	SACK	QBH	29	4.0	2.0	3	LAST GAME: Notched career-high 10 tackles, including one sack and 1.5 TFL, adding a QB hurry at Bama NOTES: Leads team in tackles ... No. 16 in SEC in tackles/game (7.2) ... Second on team in TFL, QBH ... Transferred to Ole Miss from Maryland ... 2020 Honorable Mention All-Big Ten ... Led team w/ 43 tackles, 5.5 TFL in four games ... Finished 12th in FBS, 2nd in Big Ten w/ 11.0 tackles/game.
TACKLES	TFL	SACK	QBH								
29	4.0	2.0	3								
3 DB		OTIS REESE 6-3 215 Sr.* Leesburg, Ga. <table> <tr> <th>TACKLES</th><th>TFL</th><th>SACK</th><th>PBU</th></tr> <tr> <td>27</td><td>0.0</td><td>0.0</td><td>1</td></tr> </table>	TACKLES	TFL	SACK	PBU	27	0.0	0.0	1	LAST GAME: Led team with career-high 11 tackles, started at free safety at Alabama NOTES: Second on team in tackles ... Started all three eligible games in 2020, totaling 24 tackles and one INT ... Finished 2nd on team w/ eight tackles, adding one pass breakup in Rebel debut vs. MSU ... Transferred from UGA for 2020 spring workouts ... Saw action in 25 career games at UGA, including one start.
TACKLES	TFL	SACK	PBU								
27	0.0	0.0	1								
31 CB		JAYLON JONES 5-11 200 Sr. Allen, Texas <table> <tr> <th>TACKLES</th><th>TFL</th><th>SACK</th><th>PBU</th></tr> <tr> <td>11</td><td>1.0</td><td>0.0</td><td>2</td></tr> </table>	TACKLES	TFL	SACK	PBU	11	1.0	0.0	2	LAST GAME: Made three tackles at Alabama NOTES: Leads team with two PBU ... Started first four games of 2020 at CB before sustaining an upper-body injury that caused him to miss the remainder of the season ... 2020 Chucky Mullins Courage Award Recipient ... Recorded 27 total tackles, including 15 solo stops in 2020 ... 2016 Freshman All-American.
TACKLES	TFL	SACK	PBU								
11	1.0	0.0	2								
1 SS		JAKE SPRINGER 6-1 205 Sr. Kansas City, Mo. <table> <tr> <th>TACKLES</th><th>TFL</th><th>SACK</th><th>QBH</th></tr> <tr> <td>2</td><td>0.0</td><td>0.0</td><td>0</td></tr> </table>	TACKLES	TFL	SACK	QBH	2	0.0	0.0	0	LAST GAME: Missed last three games vs. Austin Peay, Tulane and Alabama (upper-body injury) NOTES: Transferred to Ole Miss from Navy ... Spent 2020 season on practice squad ... Started 10 of 13 games in 2019 ... 2019 All-AAC Second Team ... Finished third on team with 69 tackles, led team with 16 TFL and eight sacks ... Finished third in school history in single-season sacks.
TACKLES	TFL	SACK	QBH								
2	0.0	0.0	0								
20 DB		KEIDRON SMITH 6-2 210 Sr.* West Palm Beach, Fla. <table> <tr> <th>TACKLES</th><th>TFL</th><th>INT</th><th>PBU</th></tr> <tr> <td>25</td><td>1.5</td><td>1</td><td>1</td></tr> </table>	TACKLES	TFL	INT	PBU	25	1.5	1	1	LAST GAME: Notched first INT of season, finished third on team with eight tackles at Alabama NOTES: Third on team in tackles ... 2021 Chucky Mullins Courage Award recipient ... Started all 10 games in 2020, finishing 2nd on team and 1st among Rebel DBs with 64 tackles ... Leads all returning players in tackles ... 2022 Reese's Senior Bowl Watch List ... Has started 2nd-most games on roster (25).
TACKLES	TFL	INT	PBU								
25	1.5	1	1								
21 FS		A.J. FINLEY 6-2 210 Jr. Mobile, Ala. <table> <tr> <th>TACKLES</th><th>TFL</th><th>INT</th><th>PBU</th></tr> <tr> <td>21</td><td>1.0</td><td>0</td><td>1</td></tr> </table>	TACKLES	TFL	INT	PBU	21	1.0	0	1	LAST GAME: Totaled three tackles, including one for a loss at Alabama NOTES: Fifth on team in tackles ... Appeared in all 10 games in 2020, starting nine ... Seventh in SEC in total passes defended (10) ... Sixth in SEC in PBU ... Fifth in SEC in INTs ... Fourth on team, second among Rebel DBs in tackles ... Appeared in all 12 games in 2019 as a backup DB and on special teams.
TACKLES	TFL	INT	PBU								
21	1.0	0	1								
24 CB		DEANE LEONARD 6-0 195 Sr. Calgary, Alberta <table> <tr> <th>TACKLES</th><th>TFL</th><th>FR</th><th>PBU</th></tr> <tr> <td>10</td><td>0.5</td><td>0</td><td>1</td></tr> </table>	TACKLES	TFL	FR	PBU	10	0.5	0	1	LAST GAME: Led all Rebel CBs with five tackles at Alabama NOTES: Appeared in eight of 10 games in 2020, making two starts ... Returned a fumble 84 yards in Egg Bowl win over Mississippi State ... Made first career start vs. South Carolina, notching a career-high five tackles ... Transferred to Ole Miss from Calgary for 2020 season.
TACKLES	TFL	FR	PBU								
10	0.5	0	1								

SEC STANDINGS

SEC EAST

	Conf.	Overall
#2 Georgia	3-0	5-0
#16 Kentucky	3-0	5-0
Tennessee	1-1	3-2
#20 Florida	1-2	3-2
Vanderbilt	0-1	1-3
Missouri	0-2	2-3
South Carolina	0-2	3-2

SEC WEST

	Conf.	Overall
#1 Alabama	2-0	5-0
#18 Auburn	1-0	4-1
#13 Arkansas	1-1	4-1
LSU	1-1	3-2
Mississippi State	1-1	3-2
#17 Ole Miss	0-1	3-1
Texas A&M	0-2	3-2

REBELS IN SEC & NCAA STATS

Category	Stat (Avg)	SEC	NCAA
3rd Down Conversions	38.2%	10	77
Opp. 3rd Down Conv.	34.5%	7	43
4th Down Conversions	73.7%	3	20
Opp. 4th Down Conv.	46.7%	7	54
Completion Pct.	67.7%	5	24
Defensive TDs	1	4	20
Kickoff Returns	19.4	10	80
Net Punting	43.89	2	9
Passing Offense	305.8	3	18
Passing Defense	216.8	10	59
Yards Per Completion	13.59	2	28
Rushing Offense	243.5	3	10
Rushing Defense	151.8	12	83
Sacks By	3.0	4	24
Sacks Allowed	2.0	7	62
Scoring Offense	44.8	2	5
Scoring Defense	27.5	12	85
Tackles for Loss	7.0	7	30
Pass Efficiency	169.72	3	10
Total Offense	549.2	1	3
Total Defense	368.5	12	68
Turnover Margin	0.75	5	34
Time of Possession	26.59	13	113

Conner, Rushing TDs	4	6	54
Corral, Completion Pct.	69.6%	3	15
Corral, Pass Efficiency	177.3	3	10
Corral, Passing TDs	10	4	22
Corral, Passing	302.5	3	12
Corral, Points	24.0	1	4
Corral, Rushing TDs	6	1	21
Corral, Total Offense	342.8	2	9
Costa, Field Goal Pct.	80%	8	45
Drummond, All Purpose	99.5	8	83
Drummond, Receiving	95.5	2	19
Drummond, Receptions	6.0	4	33
Drummond, Receiving TDs	4	3	22
Ealy, Yards per Carry	5.10	10	64
Prince, Interceptions	0.2	12	88
Smith, Interceptions	0.2	12	88
Williams, Forced Fumbles	0.5	1	7
Williams, Sacks	1.25	1	3
Williams, TFLs	1.2	9	45

OLE MISS HEAD COACH LANE KIFFIN

Lane Kiffin (Fresno State, 1998) is in his second season at Ole Miss and helped lead the Rebels to four win in their final five games in 2020, including a 26-20 victory over No. 7 Indiana in the Outback Bowl. Kiffin quickly turned the Rebels into an offensive machine last season. Ole Miss ranked top-20 in the FBS in nine different offensive categories, including having the No. 3 team in the country in total offense, shattering the school record with 555.5 yards per game. Kiffin is in his 10th year at the NCAA level and has posted an all-time record of 69-40. In December 2016, Kiffin took over an FAU program that had won a total of nine combined games over the previous three seasons. Kiffin proceeded to take the Owls to new heights over the last three years, including two conference titles and two 10-win seasons. In his head coaching stops at USC, Tennessee and FAU, Kiffin has shown a propensity in helping turn programs around. Kiffin graduated from Fresno State in 1998 after playing quarterback for three seasons (1994-96) for the Bulldogs. He began his coaching career as a student assistant at Fresno State under Pat Hill in 1997 and 1998. He moved on to Colorado State in 1999 as a graduate assistant.

ARKANSAS HEAD COACH SAM PITTMAN

Sam Pittman (Pittsburgh State, 1986) is in his second season as head coach at Arkansas. He owns a 7-8 career record with the Razorbacks, including an impressive 4-1 start to the 2021-22 campaign. Last season, Arkansas compiled a 3-7 record against an ultra-challenging SEC-only schedule. In week two, the Razorbacks defeated No. 16 Mississippi State on the road, 21-14, snapping a 20-game SEC losing streak and claiming their first win against a ranked team since November 2016. The Oklahoma native has coached at seven different Power 5 schools during his 32 years of coaching, including Georgia, Oklahoma, Missouri, Kansas, North Carolina and Tennessee. He has coached 15 players that have been selected in the NFL Draft since 2013, including first round picks Andrew Thomas (4th in 2020), Isaiah Wilson (29th in 2020), Frank Ragnow (20th in 2018), Isaiah Wynn (23rd overall in 2018), Ja'Wuan James (19th overall in 2014) and Jonathan Cooper (7th overall in 2013). Overall, Pittman has coached seven offensive linemen that were selected in the first round of the NFL Draft, including Stockar McDougle (20th overall in 2000). Travis Swanson also became the highest drafted Razorback center in school history when he was picked 76th overall in 2014.

RAZORBACK SCOUTING REPORT

The Arkansas Razorbacks head into the matchup with the Rebels 4-1 after being shut out against No. 2 Georgia on Saturday. They opened up the season with four straight victories for the first time since 2003. Arkansas is also one of three teams in the country with multiple wins against top-15 ranked opponents. Redshirt sophomore quarterback KJ Jefferson leads the offense, completing almost 60 percent of his passes for 909 yards and six touchdowns. Treylon Burks has been his go-to target with 22 catches for 383 yards and two TDs. Treylon Smith and Jefferson lead the ground game with 302 and 235 yards, respectively. On the defensive side of the ball, the Razorbacks are allowing 282.8 yards per game, the ninth best mark in the nation. Linebacker Bumper Pool leads the team with 49 tackles, while DB Jalen Catalon roams the secondary with two interceptions on the year.

2021 Arkansas Schedule

	Time (CT)
Sept. 4 RICE	W, 38-17
Sept. 11 TEXAS	W, 40-21
Sept. 18 GEORGIA SOUTHERN	W, 45-10
Sept. 25 vs. Texas A&M*^	W, 20-10
Oct. 2 at #2 Georgia*	L, 37-0
Oct. 9 at #17 Ole Miss*	11 a.m.
Oct. 16 AUBURN*	TBD

Oct. 23	vs. UAPB#	TBD
Nov. 6	MISSISSIPPI STATE*	TBD
Nov. 13	at LSU*	TBD
Nov. 20	at Alabama*	TBD
Nov. 26	MISSOURI*	2:30 p.m.

* SEC game HOME GAMES IN CAPS

^ Played in Arlington, Texas # Played in Little Rock, Ark.

OLE MISS-ARKANSAS SERIES HISTORY

- Ole Miss and Arkansas will be meeting on the field for the 68th time in a series that dates back to 1908.
- The Razorbacks hold a 36-28-1 series lead ... The original series record is 36-30-1 with Ole Miss' wins in 2012 & 2013 being vacated due to NCAA ruling.
- Arkansas' records indicate a 37-27-1 advantage for the Razorbacks ... Arkansas claims a forfeit victory in a 1914 game that Ole Miss won 13-7.
- Ole Miss leads the series 7-6 in games played in Oxford ... Original record is 8-6 in favor of the Rebels.
- Arkansas holds a 17-10 edge since it joined the SEC in 1992.
- Four of the last six games between Ole Miss and Arkansas have been decided by four or less points.

ARKANSAS REBELS

The Ole Miss roster features three players who hail from Arkansas: LB **Andrew Griffith** (Bentonville), WR **Jadon Jackson** (Centerton) and OL **Jayden Williams** (Conway).

REBEL-ARKANSAS CONNECTIONS

- **Sellers Shy** and Arkansas TE Marcus Henderson were teammates at Memphis University School in Memphis, Tennessee.
- LB **Andrew Griffith** went to Bentonville HS in Bentonville, Arkansas, along with Arkansas' Zach Lee and Josh Street.
- DB **Markevious Brown** and Arkansas' Eric Gregory both attended IMG Academy in Bradenton, Florida.
- **Daylen Gill** and **Jamar Richardson**, as well as the Razorbacks' Jalen Williams, all went to Jones College.
- Ole Miss offensive coordinator **Jeff Lebby** will square off against brother-in-law and Arkansas OC Kendal Briles.

REBELS TO PARTICIPATE IN COLLEGE FOOTBALL MENTAL HEALTH AWARENESS WEEK

Ole Miss is partnering with the Hilinski's Hope Foundation (H3H) to support the second annual College Football Mental Health Awareness Week, which will culminate with World Mental Health Day on Saturday, Oct 9. Rebel players and coaches will wear wristbands to honor former Washington State QB Tyler Hilinski and remember those lost and those suffering in silence.

GETTING OFFENSIVE

The Rebels rank top 20 in the country in five separate offensive categories: total offense (549.2), passing offense (305.8), rushing offense (243.5), scoring offense (44.8), team passing efficiency (169.7). The 549.2 yards per game rank fifth nationally, while 44.8 points per game is fifth. Ole Miss has gained 600+ yards six times in 14 games under **Lane Kiffin**. Before Kiffin, the Rebels had 16 such games in the program's 1,209 games.

BIG PLAY POTENTIAL

The Rebels continue to be on of the best teams in the country in explosive plays. Ole Miss has tallied 90 total plays of 10 or more yards over the first four games of the 2021 season and rank second in the SEC and No. 13 nationally in that category. The Rebels average 22.5 such plays per game which leads the country.

MOVING UP THE CHARTS

QB **Matt Corral** continues to put up eye-popping numbers in 2021 and is slowly working his way up the Ole Miss career record books. Here's where the Ventura, California, native stands in numerous offensive categories:

Record	Corral	Rank	Next Up	Record	Record Holder
Passing Yards (Career)	6148	6th	6184 (5th)	10,119	E. Manning
Passings Touchdowns (Career)	47	4th	50 (3rd)	81	E. Manning
Completion Percentage (Career)	.674	1st	--	.675	Corral
Passing Attempts (Career)	651	10th	678 (9th)	1,363	E. Manning
Passing Completions (Career)	439	7th	445 (6th)	829	E. Manning
Yards Per Attempt (Career)	9.4	2nd	9.5 (1st)	9.5	Ta'amu
Yards Per Completion (Career)	14.0	3rd	14.4 (2nd)	14.7	Ta'amu
Consecutive Games W/ Pass TD (Career)	16	T2nd	22 (1st)	22	C. Kelly
300-Yard Passing Games (Career)	9	5th	10 (4th)	12	Ta'amu
Total Offense (Career)	7033	4th	7632 (3rd)	10,478	E. Manning
Touchdowns Responsible For (Career)	60	4th	65 (3rd)	86	Manning
Average Yards Per Play (Career)	8.03	1st	--	8.03	Corral
Total Offensive Plays	876	9th	974 (8th)	1,581	Wallace

NEW MAN IN THE MIDDLE

Even when **Lane Kiffin** isn't fishing, he's still landing big fish. One of Kiffin's biggest catches came when the Rebels snagged Utah transfer **Orlando Umana**. Umana, joined the Rebels after spending four years at Utah where he appeared in 40 career games, including 26 starts. Twenty-two of those starts came at center for the Utes. Battling injury, Umana appeared in just one game for Utah during a shortened 2020 season. As a junior, he earned Pac-12 All-Conference honorable mention honors in 2019 after starting 12 games at center. Umana played in all 14 games on the offensive line as a sophomore in 2018, starting four at left guard and the last nine at center for Utah. The Sacramento, California, native allowed just one sack in 472 pass blocks in 2018.

REBELS IN THE RANKINGS

At 3-1, Ole Miss checks in at No. 17 in both the Coaches Poll and AP Top 25. The Rebels were ranked as high as No. 12 last week, the best ranking for a Rebel squad since week seven of the 2016 season when Ole Miss was also ranked No. 12 prior to falling to Arkansas 34-30 in Fayetteville, Arkansas.

FOURTH AND GOING FOR IT

Ole Miss leads the country in both fourth down attempts (19) and conversions (14). The Rebels rank No. 20 in the FBS, converting fourth downs at a 73.7 percent clip. **Lane Kiffin** and the Rebels have gone for it on fourth down at least three times every game. The Rebels were perfect on fourth down attempts against both Louisville (3-for-3) and Tulane (5-for-5).

2021 BREAKDOWN

Category	2021
Record	3-1
SEC	0-1
vs. SEC West	0-1
vs. SEC East	0-0
Non-Conference	3-0
Home	2-0
Away	0-1
Neutral	1-0
Day Games	0-1
Night Games (6 p.m. start or later)	3-0
vs. Top 25 teams	0-1
TV games	3-1
on CBS	0-1
on ESPN	1-0
on ESPN2	1-0
on SECN+/ESPN+	1-0
When scoring first	3-0
When opponents score first	0-1
When leading at halftime	3-0
When trailing at halftime	0-1
When tied at halftime	0-0
When leading after third quarter	3-0
When trailing after third quarter	0-1
When tied after third quarter	0-0
In overtime games	0-0
When scoring less than 20 points	0-0
When scoring 20+ points	3-1
When scoring 30+ points	3-0
When allowing less than 20 points	1-0
When allowing 20+ points	2-1
When allowing 30+ points	0-1
When rushing for <100 yards	0-1
When rushing for 100+ yards	3-0
When rushing for 200+ yards	2-0
When passing for 200+ yards	3-1
When passing for 250+ yards	3-0
When passing for 300+ yards	2-0
When totaling <300 yds total offense	0-1
When gaining 300+ yds total offense	3-0
When allowing <100 yds rushing	0-0
When allowing 100+ yds rushing	3-1
When allowing 200+ yds rushing	0-1
When allowing <200 yds passing	1-0
When allowing 200+ yards passing	2-1
When allowing 250+ yards passing	1-0
When allowing 300+ yards passing	0-0
When allowing <300 yds total offense	0-0
When allowing 300+ yds total offense	3-1
When having a 100-yard rusher	1-0
When opp. has a 100-yard rusher	0-1
When having no turnovers	1-0
When having 1-2 turnovers	2-1
When having 3 or more turnovers	0-0
When having no takeaways	0-0
When having 1-2 takeaways	3-1
When having 3 or more takeaways	0-0
When having more than 30:00 TOP	1-0
When having less than 30:00 TOP	2-1

NFL REBELS

Ole Miss has a big presence in the league again this year. There are currently 26 former Rebels on NFL rosters:

BRANDON BOLDEN | RB | New England Patriots
 A.J. BROWN | WR | Tennessee Titans
 EVAN ENGRAM | TE | New York Giants
 WOODROW HAMILTON | NT | Tennessee Titans
 MYLES HARTSFIELD | CB | Carolina Panthers
 MARQUIS HAYNES | DL | Carolina Panthers
 MIKE HILTON | DB | Cincinnati Bengals
 D.J. JONES | DT | San Francisco 49ers
 BENITO JONES | DT | Miami Dolphins
 JALEN JULIUS | CB | Carolina Panthers
 DAWSON KNOX | TE | Buffalo Bills
 GREG LITTLE | OL | Miami Dolphins
 BOBBY MASSIE | OL | Denver Broncos
 D.K. METCALF | WR | Seattle Seahawks
 A.J. MOORE | DB | Houston Texans
 C.J. MOORE | DB | Detroit Lions
 ELIJAH MOORE | WR | New York Jets
 ROYCE NEWMAN | OL | Green Bay Packers
 ROBERT NKEMDICHE | DL | Seattle Seahawks
 JAVON PATTERSON | OL | Denver Broncos
 SCOTTIE PHILLIPS | RB | Houston Texans
 BRELANS SPEAKS | DE | Dallas Cowboys
 LAQUON TREADWELL | WR | Jacksonville Jaguars
 LAREMY TUNSIL | OL | Houston Texans
 JORDAN WILKINS | RB | Indianapolis Colts
 KENNY YEBOAH | TE | New York Jets

PRO BOWL REBELS

Since 2002

2002 Deuce McAllister, RB, New Orleans*
 Tim Bowens, DT, Miami Dolphins
 2003 Deuce McAllister, RB, New Orleans*
 2005 Derrick Burgess, DE, Oakland Raiders
 2006 Derrick Burgess, DE, Oakland Raiders
 2007 Patrick Willis, LB, San Francisco 49ers*
 2008 Eli Manning, QB, New York Giants
 Patrick Willis, LB, San Francisco 49ers
 2009 Patrick Willis, LB, San Francisco 49ers*
 2010 Patrick Willis, LB, San Francisco 49ers*
 2011 Eli Manning, QB, New York Giants
 Mike Wallace, WR, Pittsburgh Steelers
 Patrick Willis, LB, San Francisco 49ers*
 2012 Eli Manning, QB, New York Giants
 Patrick Willis, LB, San Francisco 49ers*
 2013 Greg Hardy, DE, Carolina Panthers*
 Dexter McCluster, KR, Kansas City Chiefs*
 Patrick Willis, LB, San Francisco 49ers
 2015 Eli Manning, QB, New York Giants
 2019 Laremy Tunsil, OL, Houston Texans
 2020 AJ Brown, WR, Tennessee Titans
 Evan Engram, TE, New York Giants
 DK Metcalf, WR, Seattle Seahawks*
 Laremy Tunsil, OL, Houston Texans

*All-Pro selection

WALK-ON ADJUSTING TO NEW ROLE

LB **Mark Robinson** transferred to Ole Miss as a walk-on running back from Southeast Missouri, but the Leesburg, Georgia, native made the switch to the defensive side of the ball at the end of fall camp last season. Robinson, who sat out last year due to NCAA transfer rules, used the 2020 campaign to sharpen his defensive skills. Robinson has played in all four games this season at linebacker, including a start in the season opener vs. Louisville. He currently ranks seventh in total tackles (17) and turned in a career-best performance with eight tackles against Alabama.

CORRAL WITH THE FULL BUFFET OF BIG STATS

QB **Matt Corral** had a breakout season in 2020, and the junior signal-caller has shown no sign of slowing down through the first four games of 2021. Corral currently ranks top-15 nationally in seven different offensive categories:

Category	Stat/Avg.	SEC	FBS
Points/Game	24.0	1	4
Total Offense	342.8	2	9
Yards/Attempt	9.68	2	9
Points Responsible	96	2	10
Passing Efficiency	177.3	3	10
Passing Yds/Game	302.5	3	12
Completion Percentage	.696	3	15

A SPECIAL WEAPON

Punter **Mac Brown** is no stranger on Rebel special teams. The senior from Eden Prairie, Minnesota, has appeared in 42 career games for Ole Miss and continues to be a special weapon for the Rebels. Brown is averaging 49.1 yards per punt on nine punts this season. Four of his 10 punts have traveled more than 50 yards. Ole Miss ranks No. 9 in the FBS in net punting (43.89).

O CANADA

Ole Miss has an SEC-most three Canadian players on its roster (**Jaden Dicks**, **Deane Leonard**, and **Tavius Robinson**). Leonard has started two games this season at cornerback and has tallied five total tackles on the season. Robinson, who missed the first two contests of the 2021 season due to injury, appeared in all 10 games last year for the Rebels with five starts. Dicks, a redshirt freshman, transferred from the University of Guelph in Guelph, Ontario, and arrived on campus right before the start of fall camp.

KEIDRON SMITH TO WEAR CHUCKY MULLINS PATCH

Ole Miss senior defensive back **Keidron Smith** was named the winner of the 2021 Chucky Mullins Courage Award earlier in the fall. The award, sponsored by Phi Beta Sigma fraternity, honors the late Chucky Mullins, who had his Ole Miss career come to an end during the 1989 Homecoming game against Vanderbilt when he was paralyzed after making a tackle. After returning to his studies at Ole Miss, Mullins passed away May 6, 1991. Smith is the 31st recipient in the 32-year history of the award, which is presented annually to an Ole Miss upperclassman defensive player that embodies the spirit of Mullins. Smith wears a 38 patch on his No. 20 jersey rather than switch numbers.

MAC BROWN RAISES OVER 125K FOR ALS RESEARCH

When he was in seventh grade, Ole Miss punter **Mac Brown** had a modest goal of raising \$500 for a childhood friend's dad who had been diagnosed with ALS. Along with a group of neighborhood friends, Brown started a lemonade stand, **Awesome Lemonade Stand**, in Eden Prairie, Minnesota, to help his friend's family. Ten years later, that \$500 goal has ballooned to over \$125,000 raised by Brown and his friends for ALS research. The Awesome Lemonade Stand is held on a late day in June, and this year's fundraiser raised nearly \$25,000 alone. Brown was recently one of 22 collegiate football players named to the 2021 Allstate AFCA Good Works Team.

FIRST-TIME STARTERS

Eleven different Rebels have started their first game in an Ole Miss uniform this season: DL **Quentin Bivens**, LB **Chance Campbell**, DL **Isaiah Iton**, DL **Cedric Johnson**, DB **Tysheem Johnson**, WR **Jahcour Pearson**, DB **Deantre Prince**, OL **Bryce Ramsey**, LB **Mark Robinson**, SS **Jake Springer** and OL **Orlando Umana**.

DEBUTS

A total of 26 different Rebels have made their Ole Miss debuts so far this season: QB **Luke Altmyer**, DB **Kyndrich Breedlove**, WR **Bralon Brown**, DB **Markevious Brown**, K **Caden Costa**, DB **MJ Daniels**, WR **Qua Davis**, DL **Jamond Gordon**, WR **JJ Henry**, DL **Isaiah Iton**, DB **Tysheem Johnson**, OL **Tyhone Malone**, OL **Cedric Melton**, RB **Bobo Miller**, K **Cale Nation**, OL **Jordan Rhodes**, LB **Mark Robinson**, WR **Jahcour Pearson**, OL **Jordan Rhodes**, DL **DeSanto Rollins**, DB **Jake Springer**, DB **CJ Terrell**, OL **Orlando Umana**, DB **Tyrrell Vassel**, DB **Trey Washington**, and TE **Hudson Wolfe**.

OFFENSIVE NOTES

- The Rebels rank top 20 in the country in five separate offensive categories: total offense (549.2), passing offense (305.8), rushing offense (243.5), scoring offense (44.8), team passing efficiency (169.7).
- Ole Miss is third in the FBS in total offense (549.2 ypg) and fifth in scoring offense (44.8 ppg).
- Ole Miss has gained 600+ yards six times in 14 games under **Lane Kiffin** ... Before Kiffin, the Rebels had 16 such games in the program's 1,209 games.
- Ole Miss has tallied 90 total plays of 10 or more yards over the first four games of the 2021 season and rank second in the SEC and No. 13 nationally in that category ... The Rebels average 22.5 such plays per game which leads the country.
- The Rebels are one of only five teams nationally to have not thrown an interception this season.
- Ole Miss leads the country in both fourth down attempts (19) and conversions (14).
- **Matt Corral** has thrown a touchdown pass in 16 straight games, tied for the second-longest streak in school history ... He trails only Chad Kelly (22).
- Corral ranks in the nation's top 10 in total offense (342.8 ypg), passing efficiency (177.3), points responsible for (96) and yards per pass attempt (9.68) ... In total, Corral ranks top-15 nationally in seven different offensive categories.
- Corral ranks fourth on Ole Miss' career charts in passing TDs (47) and sixth in passing yards (6,148).
- WR **Dontario Drummmond** is third in the SEC with four receiving touchdowns.
- RB **Snoop Conner** currently sits at 17 career rushing touchdowns, just one shy of breaking into the top 10 and tying Leon Perry (17) at No. 10.

DEFENSIVE NOTES

- **Chance Campbell** (7.2), **Otis Reese** (6.8) and **Keidron Smith** (6.2) all average six or more tackles per game.
- The Rebels have forced at least one turnover in 13 of the 14 games under **Lane Kiffin** and co-defensive coordinators **D.J. Durkin** and **Chris Partridge**.
- DL **Sam Williams** leads the SEC and ranks No. 3 in FBS with 1.25 sacks per game ... Williams has registered a sack in every game this season for the Rebels.
- Of the 26 signees that Ole Miss signed as part of the 2020-21 signing class, 15 were on the defensive side of the ball, including eight defensive backs.
- Ole Miss has an SEC-most three Canadian players on its roster, all of which on the defensive side of the ball (**Jaden Dicks**, **Deane Leonard**, and **Tavius Robinson**).
- DB **Keidron Smith** was named the winner of the 2021 Chucky Mullins Courage Award and will wear a 38 patch on his No. 20 jersey.

DEGREES IN HAND

Earning a degree from the University of Mississippi is one of the top priorities for Ole Miss student-athletes. Fifteen current Rebels have already accomplished that goal with eligibility remaining this fall.

- | | |
|---|--|
| • Ben Brown, OL - Exercise Science | • Jordan Rhodes, OL - Criminal Justice |
| • Mac Brown, P - Integrated Marketing Communications | • Chase Rogers, TE - Multi-Disciplinary Studies |
| • Chance Campbell, LB - Finance | • MoMo Sanogo, LB - Managerial Finance |
| • Peyton Cox, OL - Sport & Recreation Administration | • Tariqious Tisdale, DL - Multi-Disciplinary Studies |
| • Jaylon Jones, DB - Multi-Disciplinary Studies | • Orlando Umana, OL - Sociology |
| • Hal Northern, DL - Criminal Justice | • Terrell Vassel, OL - Multi-Disciplinary Studies |
| • Jahcour Pearson, WR - Sport & Recreation Administration | • Sam Williams, DL - Multi-Disciplinary Studies |
| • Tyrrell Pigrome, QB - Family Science | |



RADIO AFFILIATES

City	Station (Frequency)
Amory	WAMY-AM (1580 AM)
Batesville	WTNM-FM (93.7)
Brookhaven	WBKN-FM (92.1)
Cornith	WXRZ-FM (94.3)
Greenwood	WYMX-FM (99.1)
Hattiesburg	WFMN-FM (97.3)
Hazlehurst	WDXO-FM (92.9)
Jackson	WFMN-FM (97.3)
Laurel	WLAU-FM (99.3)
McComb	WMPK-FM (93.5)
Memphis	WHBQ-AM (560 AM)
Meridian	WZKR-FM (103.3)
Natchez	WKSO-FM (97.3)
Ocean Springs	WOSM-FM (103.1)
Oxford	WOXF-FM (105.1)
Philadelphia	WHOC-AM (1490 AM)
Prentiss	WJDR-FM (98.3)
Tupelo	WFTA-FM (101.9)
Vicksburg	WVBG-AM (1420 AM)
Water Valley	WQLJ-FM (105.5)
Waynesboro	WABO-AM (990 AM)
Nationwide	Satellite Radio (Sirius XM)
Worldwide	Internet Streaming (Sidearm/TuneIn)

Affiliate list subject to change.

OLE MISS

The University of Mississippi

No. 1 Most Beautiful Campus (Newsweek)
 Top 20 Best Buy Colleges (Forbes)
 Top 10 Safest Campuses in the Nation (CollegeSafe.com)
 Top 10 Accountancy School (Public Accounting Report)
 Top 5 Law School for value & job placement (National Jurist)
 Carnegie R-1: Doctoral University - Highest Research Activity

Tailgating in The Grove

Nation's No. 1 Tailgating School (Sports Illustrated)
 "Top Tailgating Spot" (Tailgater Monthly)
 "The Holy Grail of tailgating sites" (The Sporting News)
 "The mother and mistress of outdoor ritual mayhem"
 (New York Times)
 "The mecca of tailgating in American sports"
 (Columbia Missourian)
 "In Oxford lies the most magical place on all of God's green, football-playing Earth: the Grove." (SI on Campus)

OXFORD, MISSISSIPPI

No. 1 College Town in America (ESPN)
 No. 2 College Town in America (Livability.com)
 No. 2 College Football Town (NCAA.com)
 Top 6 College Towns in America (USA Today)
 No. 7 College Football Town (Sports Illustrated)
 Top 10 Coolest College Towns in America (Travel & Leisure)
 Top 20 Best Small Towns in America (Smithsonian)
 Top 100 Places to Live (Money Magazine)

UNDER KIFFIN

Category Career

Record	8-6
SEC	4-6
vs. SEC West	1-5
vs. SEC East	3-1
Non-Conference	4-0
Home	4-3
Away	2-3
Neutral	2-0
Day Games	4-5
Night Games (6 p.m. start or later)	4-1
vs. Top 25 teams	1-3
TV games	7-6
on SEC Network	4-3
on SEC Network Alternate	0-0
on ESPN	1-2
on ESPN2	1-0
on ESPNU	0-0
on ESPN+/SECN+	1-0
on ABC	1-0
on CBS	0-1
When scoring first	7-2
When opponents score first	1-4
When leading at halftime	7-0
When trailing at halftime	1-4
When tied at halftime	0-2
When leading after third quarter	7-0
When trailing after third quarter	1-5
When tied after third quarter	0-1
In overtime games	1-0
When scoring less than 20 points	0-0
When scoring 20+ points	8-6
When scoring 30+ points	7-3
When allowing less than 20 points	1-0
When allowing 20+ points	7-6
When allowing 30+ points	2-6
When rushing for <100 yards	0-1
When rushing for 100+ yards	8-5
When rushing for 200+ yards	2-4
When passing for 200+ yards	8-6
When passing for 250+ yards	8-3
When passing for 300+ yards	7-2
When totaling <300 yds total offense	0-1
When gaining 300+ yds total offense	8-5
When allowing <100 yds rushing	1-0
When allowing 100+ yds rushing	7-6
When allowing 200+ yds rushing	2-3
When allowing <200 yds passing	2-1
When allowing 200+ yards passing	6-5
When allowing 250+ yards passing	4-3
When allowing 300+ yards passing	2-3
When allowing <300 yds total offense	0-0
When allowing 300+ yds total offense	8-6
When having a 100-yard rusher	1-3
When opp. has a 100-yard rusher	1-3
When having no turnovers	4-1
When having less than 3 turnovers	8-4
When having 3 or more turnovers	0-2
When having no takeaways	0-1
When having <3 takeaways	7-5
When having 3 or more takeaways	1-0
When having more than 30:00 TOP	2-2
When having less than 30:00 TOP	6-4

OLE MISS ACTIVE CAREER LEADERS

MOST GAMES PLAYED

Jaylon Jones	43
Mac Brown	42

CONSECUTIVE GAMES PLAYED

Mac Brown	38
Ben Brown	38
Keidron Smith	38
Tylan Knight	38

MOST STARTS

Ben Brown	38
Keidron Smith	25

CONSECUTIVE STARTS

Ben Brown	38
-----------	----

PASSING YARDS

Matt Corral	440-of-651	6,148 yards
John Rhys Plumlee	85-of-158	981 yards

RUSHING YARDS

Jerrion Ealy	291 attempts	1,689 yards
John Rhys Plumlee	185 attempts	1,193 yards
Snoop Conner	194 attempts	1,070 yards
Matt Corral	214 attempts	885 yards
Henry Parrish Jr.	92 attempts	486 yards

RECEIVING YARDS

Braylon Sanders	53 catches	1,069 yards
Dontario Drummond	60 catches	987 yards
Jonathan Mingo	51 catches	741 yards
Jerrion Ealy	40 catches	406 yards
Snoop Conner	22 catches	179 yards
Jadon Jackson	14 catches	159 yards
Dannis Jackson	8 catches	94 yards
Chase Rogers	10 catches	89 yards
Henry Parrish Jr.	9 catches	87 yards

TOUCHDOWNS

Matt Corral	62	49 passing 13 rushing
Jerrion Ealy	20	16 rushing 2 receiving 2 return
Snoop Conner	17	17 rushing
John Rhys Plumlee	17	12 rushing 5 passing 11 receiving 1 rushing
Dontario Drummond	12	8 receiving 7 receiving 3 rushing 2 return
Braylon Sanders	8	1 receiving
Jonathan Mingo	7	1 fumble
Henry Parrish	3	1 receiving
Jaylon Jones	2	1 receiving
Casey Kelly	1	1 receiving
Sam Williams	1	1 receiving
Chase Rogers	1	1 receiving

GAME CAPTAINS

UL: M. Corral, O. Reese, B. Sanders
 AP: C. Campbell, D. Drummond, J. Porchivina, K. Smith
 TUL: B. Brown, O. Reese, J. Mingo
 BAMA: M. Corral, J. Ealy, C. Campbell
 ARK:
 TENN:
 LSU:
 AUB:
 LIB:
 TAMU:
 VANDY:
 MSU:

COIN TOSSES

Coin Toss	Game Result
UL: Lost	W, 43-24
AP: Won	W, 54-17
TUL: Lost	W, 61-21
BAMA: Lost	L, 21-42
ARK:	
TENN:	
LSU:	
AUB:	
LIB:	
TAMU:	
VANDY:	
MSU:	

HOTTY TODDY

The popular Ole Miss cheer goes like this:

*Are You Ready?
 Hell Yeah! Damn Right!
 Hotty Toddy, Gosh Almighty,
 Who The Hell Are We? Hey!
 Flim Flam, Bim Bam
 Ole Miss By Damn!*

CAREER STARTS BY POSITION

OFFENSE

QB

Corral (18)
 Plumlee (8)

RB

Ealy (16)
 Woullard (2)
 Conner (1)
 Parrish (1)

WR

Mingo (23)
 Drummond (23)
 Sanders (12)
 J. Jackson (2)
 Pearson (1)

TE

Rogers (4)
 Kelly (1)

LT

Broeker (14)

LG

Warren (12)
 McIntyre (2)

C

B. Brown (10)
 Umana (3)
 Ramsey (1)

RG

B. Brown (28)
 James (10)

RT

James (4)

DEFENSE

DE

S. Williams (18)
 T. Tisdale (6)
 T. Robinson (5)
 C. Johnson (3)
 Knox (2)
 Mack (1)
 Northern (1)
 Iton (1)

NT

Hill (8)
 Bivens (4)
 Northern (3)
 David (1)

LB

Henry (22)
 Sanogo (20)
 Campbell (4)
 M. Robinson (1)
 Keys (1)

NB

Jordan (6)
 Reese (6)
 T. Johnson (4)
 Stanley (1)
 Gill (1)

FS

Finley (12)
 Jay. Jones (7)
 Reese (1)

SS

J. Jones (3)
 K. Smith (3)
 Springer (1)

CB

K. Smith (23)
 J. Jones (10)
 Hawkins (6)
 Leonard (5)
 Prince (4)
 Richardson (2)

CFB PLAYOFF RANKINGS

DEBUTS EARLY NOVEMBER

ASSOCIATED PRESS POLL

Week 6

Rank	Team	Record	Points
1	Alabama (53)	5-0	1541
2	Georgia (9)	5-0	1497
3	Iowa	5-0	1381
4	Penn State	5-0	1360
5	Cincinnati	4-0	1320
6	Oklahoma	5-0	1248
7	Ohio State	4-1	1094
8	Oregon	4-1	1069
9	Michigan	5-0	1053
10	BYU	5-0	990
11	Michigan State	5-0	852
12	Oklahoma State	5-0	749
13	Arkansas	4-1	745
14	Notre Dame	4-1	701
15	Coastal Carolina	5-0	694
16	Kentucky	5-0	662
17	Ole Miss	3-1	601
18	Auburn	4-1	448
19	Wake Forest	5-0	412
20	Florida	3-2	343
21	Texas	4-1	303
22	Arizona State	4-1	297
23	NC State	4-1	279
24	SMU	5-0	136
25	San Diego State	4-0	111

Others receiving votes: Clemson (96), Texas A&M (41), Oregon State (27), Baylor (24), Mississippi State (18), Virginia Tech (13), Stanford (11), UTSA (10), Pittsburgh (6), Fresno State (5), Tennessee Tech (4), Western Michigan (3), Kansas State (2), Appalachian State (2), Boston College (1), UCLA (1)

COACHES POLL

Week 6

Rank	Team	Record	Points
1	Alabama (63)	5-0	1623
2	Georgia (2)	5-0	1562
3	Iowa	5-0	1429
4	Penn State	5-0	1397
5	Oklahoma	5-0	1380
6	Cincinnati	4-0	1385
7	Ohio State	4-1	1172
8	Michigan	5-0	1125
9	Oregon	4-1	1000
10	BYU	5-0	968
11	Michigan State	5-0	911
12	Oklahoma State	5-0	798
13	Notre Dame	4-1	777
14	Kentucky	5-0	758
15	Coastal Carolina	5-0	699
16	Arkansas	4-1	652
17	Ole Miss	3-1	629
18	Florida	3-2	464
19	Auburn	4-1	463
20	Wake Forest	5-0	441
21	Clemson	3-2	288
22	NC State	4-1	257
23	Texas	4-1	256
24	SMU	5-0	142
25	Arizona State	4-1	141

Others receiving votes: Texas A&M (105), San Diego State (103), Baylor (40), Pittsburgh (34), Oregon State (27), Iowa State (27), Virginia Tech (24), Boston College (14), UTSA (13), Appalachian State (11), Fresno State (8), Liberty (7), Mississippi State (6), North Carolina (5), Maryland (5), Western Michigan (2), Texas Tech (2), Nevada (1), Louisiana (1)

HONORS

NICK BROEKER, OL

- Outland Trophy Watch List
- Preseason All-American Third Team (Media, 247Sports)
- Preseason All-American Fourth Team (Phil Steele)
- Preseason All-SEC Second Team (Phil Steele, Athlon)
- Preseason All-SEC Third Team (Media)

BEN BROWN, OL

- Preseason All-SEC Team (College Football News)
- Preseason All-SEC Third Team (Media)
- Preseason All-SEC Fourth Team (Athlon)

MAC BROWN, P

- Ray Guy Award Watch List
- Wuerffel Trophy Watch List
- Allstate AFCA Good Works Team
- Preseason All-SEC Third Team (Media)

CHANCE CAMPBELL, LB

- Preseason All-SEC Second Team (PFF)

MATT CORRAL, QB

- Walter Camp FBS Player of the Week (Sept. 18)
- Davey O'Brien Award Quarterback of the Week (Sept. 18)
- SEC Offensive Player of the Week (Sept. 18)
- CFPA National Performer of the Week (Sept. 18)
- Walter Camp FBS Player of the Week (Sept. 11)
- Maxwell Award Watch List
- Davey O'Brien Award Watch List
- Walter Camp Award Watch List
- Manning Award Watch List
- Johnny Unitas Golden Arm Award Watch List
- Preseason All-American Third Team (Phil Steele)
- Preseason All-SEC Team (Media, PFF, Phil Steele, Athlon)

CADEN COSTA, K

- SEC Co-Freshman of the Week (Sept. 6)
- Preseason True Freshman All-American (247Sports)

DONTARIO DRUMMOND, WR

- Preseason All-SEC Third Team (Phil Steele, Athlon)

JERRION EALY, RB

- Doak Walker Award Watch List
- Maxwell Award Watch List
- Paul Hornung Award Watch List
- Preseason All-American First Team: AP (Phil Steele)
- Preseason All-American Third Team: RB (Media, Athlon)
- Preseason All-SEC First Team: AP (Media, Athlon)
- Preseason All-SEC First Team: RS (Media)
- Preseason All-SEC Second Team: RB (PFF)
- Preseason All-SEC Third Team: RB (Phil Steele)
- Preseason All-SEC Third Team: KR (Athlon)
- Preseason All-SEC Fourth Team: KR (Phil Steele)
- Preseason All-SEC Honorable Mention: KR (PFF)

LAKIA HENRY, LB

- Butkus Award Watch List

JEREMY JAMES, OL

- SEC Offensive Lineman of the Week (Sept. 18)
- Preseason All-SEC Third Team (Athlon)
- Preseason All-SEC Honorable Mention (PFF)

TYSHEEM JOHNSON, DB

- Preseason True Freshman All-American (247Sports)

TYWONE MALONE, DL

- Preseason True Freshman All-American (ESPN)

SAM WILLIAMS, DL

- Butkus Award Watch List
- Preseason All-SEC Fourth Team (Phil Steele, Athlon)

OLE MISS RECORD BOOK UPDATES

TEAM - SEASON

TOTAL OFFENSE - PER GAME

Year	Avg.
1. 2020	555.5
2. 2021	549.3
3. 2015	517.8
4. 2018	510.5
5. 2013	473.3
6. 2016	464.3
7. 2017	462.3
8. 2019	445.2
9. 2003	433.2
10. 2012	423.8

TOTAL OFFENSE - AVG. PER PLAY

Year	Avg.
1. 2018	7.1
2015	7.1
3. 2021	7.0
2020	7.0
5. 2017	6.9
6. 1961	6.3
7. 2016	6.2
2008	6.2
9. 2019	6.0
2003	6.0
2013	6.0
2014	6.0

RUSHING YARDS - PER GAME

Year	Yds.
1. 1957	306.3
2. 2021	298.7
3. 1951	279.6
4. 1949	252.0
5. 2019	251.2
6. 1952	242.9
7. 1962	239.1
1959	239.1
9. 1961	236.5
10. 1954	232.1

PASSING YARDS - PER GAME

Year	Yds.
1. 2018	346.4
2. 2020	344.9
3. 2015	334.7
4. 2017	328.4
5. 2016	314.9
6. 2021	305.8
7. 2003	286.0
8. 2013	283.3
9. 2001	270.7
10. 2002	264.4

INDIVIDUAL - CAREER

PASSING YARDS

Player, Years	Yds
1. Eli Manning, 2000-03	10,119
2. Bo Wallace, 2012-14	9534
3. Chad Kelly, 2015-16	6800
4. Romero Miller, 1997-2000	6311
5. Kent Austin, 1981-85	6184
6. Matt Corral, 2018-Present	6148
7. Jordan Ta'amu, 2017-2018	5600
8. John Fourcade, 1978-81	5412
9. Jevan Snead, 2009-09	5394
10. Mark Young, 1985-88	4971

PASSING TOUCHDOWNS

Player, Years	No.
1. Eli Manning, 2000-03	81
2. Bo Wallace, 2012-14	62
3. Chad Kelly, 2015-16	50
4. Matt Corral, 2018-Present	47
5. Jevan Snead, 2008-09	46
6. Romaro Miller, 1997-2000	43
7. Archie Manning, 1968-70	31
Kent Austin, 1981-85	31
Mark Young, 1985-88	31
10. Jordan Ta'amu, 2017-18	30

COMPLETION PERCENTAGE

Player, Years (Comp/Att)	Pct.
1. Matt Corral, 2018-Present (439/651)	67.4
2. Jordan Ta'amu, 2017-18 (381/591)	64.5
3. Chad Kelly, 2015-16 (503/786)	64.0
4. Bo Wallace, 2012-14 (747/1,186)	63.0
5. Eli Manning, 2000-03 (829/1363)	60.8
Stewart Partridge, 1994, 1996-97 (310/510)	60.8
7. Kent Austin, 1981-85 (566/981)	57.7
8. Josh Nelseon, 1994-95 (311/558)	55.7
9. Jevan Snead, 2008-09 (375/678)	55.3
10. Romaro Miller, 1997-2000 (497/902)	55.1

PASSING ATTEMPTS

Player, Years	No.
1. Eli Manning, 2000-03	1363
2. Bo Wallace, 2012-14	1186
3. Kent Austin, 1981-85	981
4. Romaro Miller, 1997-2000	902
5. John Fourcade, 1978-81	819
6. Mark Young, 1985-88	809
7. Chad Kelly, 2015-16	786
8. Archie Manning, 1968-70	761
9. Jevan Snead, 2008-09	678
10. Matt Corral, 2018-Present	651

PASSING COMPLETIONS

Player, Years	No.
1. Eli Manning, 2000-03	829
2. Bo Wallace, 2012-14	747
3. Kent Austin, 1981-85	566
4. Chad Kelly, 2015-16	503
5. Romaro Miller, 1997-2000	497
6. John Fourcade, 1978-81	445
7. Matt Corral, 2018-Present	439
8. Mark Young, 1985-88	410
9. Archie Manning, 1968-70	395
10. Jordan Ta'amu, 2017-18	381

YARDS PER ATTEMPT

Player, Years (Yards/Att)	Pct.
1. Jordan Ta'amu, 2017-18 (5,600/591)	9.5
2. Matt Corral, 2018-Present (6,148/651)	9.4
3. Chad Kelly, 2015-16 (6,800/786)	8.7
4. Bo Wallace, 2012-14 (9,534/1,186)	8.04
5. Jevan Snead, 2008-09 (5,394/678)	7.96
6. Eli Manning, 2000-03 (10,119/1,363)	7.4
7. Romaro Miller, 1997-2000 (6,311/902)	7.0
8. Stewart Partridge, 1994, 96-97 (3,564/510)	7.0
9. Russ Shows, 1989-92 (3,778/560)	6.7
10. Josh Nelson, 1994-95 (3,703/558)	6.6

YARDS PER COMPLETION

Player, Years (Yards/Comp)	Pct.
1. Jordan Ta'amu, 2017-18 (5,600/381)	14.7
2. Jevan Snead, 2008-09 (5,394/375)	14.4
3. Matt Corral, 2018-Present (6,148/439)	14.0
4. Russ Shows, 1989-92 (3,778/279)	13.54
5. Chad Kelly, 2015-16 (6,800/503)	13.52
6. Bo Wallace, 2012-14 (9,534/747)	12.8
7. Romaro Miller, 1997-2000 (6,311/497)	12.7
8. Eli Manning, 2000-03 (10,119/829)	12.2
9. John Fourcade, 1978-81 (5,412/445)	12.2
10. Mark Young, 1985-88 (4,971/410)	12.1

CONSECUTIVE GAMES W/ A PASSING TOUCHDOWN

Player, Years	No.
1. Chad Kelly, 2015-16	22
2. Matt Corral, 2018-Present	16
Eli Manning, 2000-02	16
4. Jevan Snead, 2008-09	13
5. Bo Wallace, 2013-14	11
6. Jordan Ta'amu, 2017-18	8
Bo Wallace, 2012	8
Romaro Miller, 1999	8

300-YARD PASSING GAMES

Player, Years	No.
1. Jordan Ta'amu, 2017-18	12
Chad Kelly, 2015-16	12
3. Bo Wallace, 2012-14	11
4. Eli Manning, 2000-03	10
5. Matt Corral, 2018-Present	9
6. Shea Patterson, 2016-17	7
7. Romaro Miller, 1997-2000	3
Stewart Partridge, 1994, 1996-97	3
Archie Manning, 1968-70	3

RUSHING YARDS

Player, Years	Yds
1. Deuce McAllister, RB, 1997-2000	3060
2. Joe Gunn, RB, 1998-2001	2749
3. Kayo Dottley, FB, 1947-50	2654
4. Brandon Bolden, RB, 2008-11	2604
5. Dou Innocent, FB-RB, 1991-92, 1994-95	2322
6. BenJarvus Green-Ellis, RB, 2006-07	2137
7. Leon Perry, FB, 1976-79	2135
8. Jaylen Walton, RB, 2012-15	1957
9. Dexter McCluster, RB-WR, 2006-09	1955
10. Jordan Wilkins, RB, 2013-17	1751
-- Jerrion Ealy, 2019-Present	1671

OLE MISS RECORD BOOK UPDATES

INDIVIDUAL - CAREER

RUSHING TOUCHDOWNS

Player, Years.....	No.
1. Deuce McAllister, 1997-2000	37
2. Brandon Bolden, 2008-11	27
3. Archie Manning, 1968-70	25
4. John Fourcade, 1978-81	22
Joe Gunn, 1998-2001	22
6. Kayo Dottley, 1947-50	21
7. Randy Baldwin, 1989-90	20
8. Merle Hapes, 1939-41	19
Bo Wallace, 2012-14	19
10. Leon Perry, 1976-79	18
-- Snoop Conner, 2019-Present	17
-- Jerriion Ealy, 2019-Present	16

RECEIVING TOUCHDOWNS

Player, Years.....	No.
1. Chris Collins, 2000-03	24
2. Shay Hodge, 2006-09	22
3. Laquon Treadwell, 2013-15	21
4. Donte Moncrief, 2011-13	20
5. A.J. Brown, 2016-18	19
6. Elijah Moore, 2018-20	16
Grant Heard, 1996-2000	16
8. Evan Engram, 2013-16	15
Mike Wallace, 2005-08	15
10. D.K. Metcalf, 2016-18	14
DaMarkus Lodge, 2015-18	14
-- Dontario Drummond, 2019-Present	11

100-YARD RECEIVING GAMES

Player, Years.....	No.
1. A.J. Brown, 2016-18	12
2. Elijah Moore, 2018-20	11
Chris Collins, 2000-03	11
4. Donte Moncrief, 2011-13	9
Laquon Treadwell, 2013-15	9
6. Evan Engram, 2013-16	7
7. Shay Hodge, 2006-09	6
Mike Wallace, 2005-08	6
9. Floyd Franks, 1968-70	5
Vince Sanders, 2011-14	4
D.K. Metcalf, 2016-18	4
-- Dontario Drummond, 2019-Present	3

TOTAL OFFENSE

Player, Years.....	Yds
1. Bo Wallace, 2012-14	10,478
2. Eli Manning, 2000-03	9984
3. Chad Kelly, 2015-16	7632
4. Matt Corral, 2018-Present	7033
5. John Fourcade, 1978-81	6713
6. Romaro Miller, 1997-2000	6413
7. Kent Austin, 1981-85	6179
8. Jordan Ta'amu, 2017-18	6107
9. Archie Manning, 1968-70	5576
10. Jevan Snead, 2009-09	5555

TOUCHDOWNS RESPONSIBLE FOR

Player, Years.....	No.
1. Eli Manning, 2000-03	86
2. Bo Wallace, 2012-14	82
3. Chad Kelly, 2015-16	65
4. Matt Corral, 2018-Present	60
5. Archie Manning, 1968-70	56
6. Jevan Snead, 2009-09	52
7. John Fourcade, 1978-81	47
8. Romaro Miller, 1997-2000	46
9. Deuce McAllister, 1997-2000	42
10. Charlie Conerly, 1942, 1946-47	40
Jordan Ta'amu, 2017-18	40

AVERAGE YARDS PER PLAY

Player, Years (Plays-Yards)	No.
1. Matt Corral, 2018-Present (876-7033)	8.03
2. Jordan Ta'amu, 2017-18 (765-6107)	7.99
3. Chad Kelly, 2015-16 (974-7,632)	7.84
4. Jevan Snead, 2008-09 (787-5,555)	7.06
5. Shea Patterson, 2016-17 (481-3,292)	6.84
6. Eli Manning, 2000-03 (1,491-9,984)	6.70
7. Bo Wallace, 2012-14 (1,581-10,478)	6.63
8. Stewart Patridge, 1994; 1996-97 (408-2,559)	6.27
9. Romaro Miller, 1997-2000 (1,031-6,413)	6.22
10. Jeremiah Masoli, 2010 (417-2,583)	6.19

TOTAL OFFENSIVE PLAYS

Player, Years.....	No.
1. Bo Wallace, 2012-14	1,581
2. Eli Manning, 2000-03	1,491
3. John Fourcade, 1978-81	1,275
4. Kent Austin, 1981-85	1,252
5. Archie Manning, 1968-70	1,077
6. Romaro Miller, 1997-2000	1,031
7. Mark Young, 1985-88	1,013
8. Chad Kelly, 2015-16	974
9. Matt Corral, 2018-Present	876
10. Jevan Snead, 2008-09	787

PUNTING AVG.

Player, Years.....	Yds
1. Merle Hapes, 1939-41	46.0
2. Gary Wunderlich, 2014-17	44.8
3. Tyler Campbell, 2009-13	44.6
4. Bill Smith, 1983-86	44.3
5. Mac Brown, 2017-Present	43.9
6. Jim Miller, 1976-79	43.4
7. Charlie Conerly, 1946-47	43.0
Frank Lambert, 1962-64	43.0
9. Will Gleeson, 2014-16	42.6
10. Cody Ridgeway, 2001-04	42.1

PUNTS

Player, Years.....	Yds
1. Jim Miller, 1976-79	266
2. Bill Smith, 1983-86	254
3. Cody Ridgeway, 2001-04	238
4. Tyler Campbell, 2009-13	226
5. Julian Gagan, 1967-69	199
6. Will Gleeson, 2014-16	180
7. Darryl Graham 1980-82	172
8. Mac Brown, 2017-Present	146
9. Chuck Norman, 1965-66	127
10. Charlie Conerly, 1946-47	110

HEAD COACH LANE KIFFIN

Lane Kiffin is in his second season in Oxford after leading the Rebels to a 5-5 record and a Outback Bowl victory over No. 7 Indiana in 2020.

Kiffin quickly turned the Rebels into an offensive machine in 2020. Ole Miss ranked top 20 in the FBS in nine different offensive categories, including having the No. 3 team in the country in total offense, shattering the school record with 555.5 yards per game.

The Rebels broke the SEC record for total offense in conference games (562.4 ypg), besting LSU's mark of 550.0 yards per game set during the Tigers' run to a national title in 2019.

The offensive explosion by the Rebels came as no surprise, as Kiffin has shown a propensity in helping turn programs around. In his first season at FAU, USC and Tennessee, Kiffin's team improved in win differential (+3.33), scoring (+10.2), passing (+34.5 ypg) and rushing (+51.3 ypg).

Kiffin has more than 11 years of head coaching experience, including 10 years at the NCAA level where he has posted an all-time record of 69-40.

In December 2016, Kiffin took over an FAU program that had won a total of nine combined games over the previous three seasons. Kiffin proceeded to take the Owls to new heights over the last three years, including two conference titles and two 10-win seasons.

Kiffin led the Owls to a 10-3 record in 2019, including a 49-6 win over UAB in the Conference USA Championship Game. The Owls led the nation in interceptions (19) and turnovers gained (29). FAU also led C-USA in scoring offense (34.1), red zone offense (0.911), fumbles lost (3) and turnover margin (1.58).

In his first season in Boca Raton, Kiffin started 1-3 but reeled off a program-high 10 consecutive wins to finish the 2017 campaign at 11-3. The Owls' 11 victories were two more than the previous three seasons combined and earned the program votes in national polls. The seven-game improvement tied for the fifth-best turnaround in FBS history.

Kiffin joined the FAU Owls after three seasons at the University of Alabama, where he served as the Tide's offensive coordinator and quarterbacks coach. He was a finalist for the Frank Broyles Award in 2014, which goes to the country's best assistant coach.

His final season with the Tide, Kiffin mentored Jalen Hurts, the first freshman to start at quarterback in head coach Nick Saban's career. Hurts finished 13-1 as the starting QB and guided Alabama to an SEC title and to the National Championship game. Hurts was a Freshman All-American, the SEC Offensive Player of the Year and the SEC Freshman of the Year.

He spent the previous three-plus seasons as the head coach at Southern California, where he compiled a record of 28-15. Kiffin's 2012 USC squad went 7-6 overall and 5-4 in the Pac-12 South, good for second place. Wide receiver Marquise Lee was a unanimous first team All-American and won the Biletnikoff Award while also being named the Pac-12 Offensive Player of the Year.

Prior to his tenure at Southern California, Kiffin served as the head coach at Tennessee in 2009. He led the Volunteers to a second-place finish in the SEC East and an appearance in the Chick-fil-A Bowl. The Volunteers' offense jumped at least 34 places in every national statistical category over the 2008 figures.

Kiffin came to Tennessee from the Oakland Raiders, where he served as head coach from 2007-08. At 31, he was the youngest head coach in the NFL's modern era. Oakland's offense significantly improved in his first year, up 7.2 points per game and 48.6 yards per game from 2006.

Prior to his first head coaching job, Kiffin spent six years as an assistant coach for Pete Carroll at Southern California, including two years as the offensive coordinator (2005-06). During his first tenure with the Trojans, USC captured two national championships and compiled a 65-12 record. Kiffin was promoted to passing game coordinator in 2004 and helped Matt Leinart win the Heisman Trophy as he passed for 3,322 yards with 33 touchdowns and just six interceptions.

Kiffin graduated from Fresno State in 1998 after playing quarterback for three seasons (1994-96) for the Bulldogs. He began his coaching career as a student assistant at Fresno State under Pat Hill in 1997 and 1998. He moved on to Colorado State in 1999 as a graduate assistant. He spent the 2000 season as defensive quality control assistant with the Jacksonville Jaguars under Tom Coughlin.



THE KIFFIN FILE

PERSONAL INFORMATION

BORN: May 9, 1975

EDUCATION: Fresno State (1998)

FAMILY: Landry and Presley (daughters); Knox (son)

COACHING EXPERIENCE

Ole Miss (Head Coach, 2000-Pres.)

FAU (Head Coach, 2017-19)

Alabama (Off. Coordinator/QBs, 2014-16)

USC (Head Coach, 2010-13)

Tennessee (Head Coach, 2009)

Oakland Raiders (Head Coach, 2007-08)

USC (Passing Game & Off. Coordinator, 2005-06)

USC (Wide Receivers, 2002-04)

USC (Tight Ends, 2001)

Jacksonville Jaguars (Off. Quality Control, 2000)

Colorado State (Graduate Assistant, 1999)

Fresno State (Student Assistant, 1997-98)

COLLEGIATE HEAD COACHING RECORD

Year	School/Team	Record	Finish
2009	Tennessee	7-6	T-2nd SEC East
2010	USC	8-5	T-3rd Pac-10
2011	USC	10-2	1st Pac-12 South
2012	USC	7-6	T-2nd Pac-12 South
2013	USC	3-2	--
2017	FAU	11-3	1st C-USA East
2018	FAU	5-7	5th C-USA East
2019	FAU	10-3	1st C-USA East
2020	Ole Miss	5-5	5th SEC West
2021	Ole Miss	3-1	--
Totals (10 seasons)		69-40 (.633)	

COACHING STAFF LOCATIONS

On the field:

Lane Kiffin	Head Coach
Randall Joyner	Defensive Line
Terrell Buckley	Cornerbacks
Jake Thornton	Running Game Coord./Offensive Line
D.J. Durkin	Co-Defensive Coord./Linebackers
John David Baker	Passing Game Coord./Tight Ends
Coleman Hutzler	Special Teams Coord.
Derrick Nix	Wide Receivers
Kevin Smith	Running Backs
Buddy Brosky	Defensive GA
Da'Von Brown	Offensive GA
Quincy Casimir	Defensive GA

In the press box:

Jeff Lebby	Offensive Coord./Quarterbacks
Chris Partridge	Co-Defensive Coord./Safeties
Austin Shepherd	Offensive GA



John David Baker
Passing Game Coord./
Tight Ends



Terrell Buckley
Cornerbacks



D.J. Durkin
Co-Defensive Coord./
Linebackers



Coleman Hutzler
Special Teams Coord.




Randall Joyner
Defensive Line



Jeff Lebby
Offensive Coord./
Quarterbacks



Derrick Nix
Wide Receivers



Chris Partridge
Co-Defensive Coord./
Safeties



Kevin Smith
Running Backs



Jake Thornton
Offensive Line

ALPHABETICAL

No.	Name	Pos.
73	Eli Acker	OL
7	Luke Altmeyer	QB
30	Zikerrion Baker	LB
6	Miles Battle	DB
34	DJ Beckum	WR
15	Derek Bermudez	DB
94	Quentin Bivens	DL
72	Tobias Braun	OL
37	Kyndrich Breedlove	DB
14	Marc Britt II	WR
64	Nick Broeker	OL
55	Ben Brown	OL
88	Bralon Brown	WR
12	Jakivuan Brown	OLB
96	Mac Brown	P
28	Markevious Brown	DB
89	Brandon Buckhaultner	WR
3	Kentrel Bullock	RB
74	Erick Cade	OL
44	Chance Campbell	LB
36	Ashanti Cistrunk	LB
17	Demon Clowney	OLB
70	Carter Colquitt	OL
24	Snoop Conner	RB
2	Matt Corral	QB
43	Caden Costa	K
52	LeDarius Cox	OL
65	Peyton Cox	OL
60	Jalen Cunningham	DL
16	MJ Daniels	DB
93	Sincere David	DL
84	Qua Davis	WR
12	Kinthead Dent	QB
40	Jalen Denton	DB
98	Jaden Dicks	DL
11	Dontario Drummond	WR
9	Jerrion Ealy	RB
21	AJ Finley	DB
14	Daylen Gill	LB
97	Jamond Gordon	DL
21	Alex Grado	QB
40	Jack Greer	TE
48	Andrew Griffith	LB
77	Hamilton Hall	OL
23	Jakorey Hawkins	DB
92	JJ Hawkins	DL
86	JJ Henry	WR
0	Lakia Henry	LB
80	Jonathan Hess	TE
55	KD Hill	DL
96	Isaiah Iton	DL
5	Dannis Jackson	WR
17	Jadon Jackson	WR
78	Jeremy James	OL
16	Jordan Jernigan	WR
45	Amani Johnson	DL
19	Brice Johnson	WR
33	Cedric Johnson	OLB
27	Tysheem Johnson	DB
31	Jaylon Jones	DB
29	Matt Jones	RB
2	Jalen Jordan	DB
81	Casey Kelly	TE
11	Austin Keys	LB
4	Tylan Knight	DB
27	Jalen Knox	WR
82	Luke Knox	TE
57	Clayton Ladd	DL
41	Solomon Landrum	LS
49	Jared Lawrence	LS
24	Deane Leonard	DB
50	Patrick Lucas Jr.	DL
9	Brandon Mack	OLB
90	Tywone Malone	DL
30	Fred McAfee	RB

NUMERICAL

No.	Name	Pos.	Ht.	Wt.	Yr.	Hometown/Previous School(s)
0	Lakia Henry	LB	5-11	230	SR-2L	Vidalia, Ga./Vidalia/Dodge City CC
0	Jahcour Pearson	WR	5-8	190	SR-TR	Fort Lauderdale, Fla./Flanagan/Western Kentucky
1	Jonathan Mingo	WR	6-2	225	JR-2L	Brandon, Miss./Brandon
1	Jake Springer	DB	6-1	205	SR-SQ	Kansas City, Mo./Park Hill South/Navy
2	Matt Corral	QB	6-2	205	JR-3L	Ventura, Calif./Long Beach Poly
2	Jalen Jordan	DB	5-9	180	JR-2L	Lake Cormorant, Miss./Lake Cormorant
3	Kentrel Bullock	RB	5-10	210	SO-1L	Columbia, Miss./Columbia
3	Otis Reese	DB	6-3	215	SR*-1L	Leesburg, Ga./Lee County/Georgia
4	Tylan Knight	DB	5-7	175	SR*-3L	Pearl, Miss./Pearl
4	Tyrrell Pigrome	QB	5-10	200	SR-TR	Birmingham, Ala./Clay-Chalkville/WKU
5	Dannis Jackson	WR	5-11	175	JR-2L	Sumrall, Miss./Sumrall
5	Deantre Prince	DB	6-0	180	JR-TR	Charleston, Miss./Charleston/Northeast Mississippi CC
6	Miles Battle	DB	6-4	205	JR-3L	Houston, Texas/Cy Creek
7	Luke Altmeyer	QB	6-1	205	FR-HS	Starkville, Miss./Starkville
7	Sam Williams	DL	6-4	265	SR-2L	Montgomery, Ala./Lee/ Northeast Mississippi CC
9	Jerrion Ealy	RB	5-9	185	JR-2L	Walnut Grove, Miss./Jackson Prep
9	Brandon Mack	OLB	6-3	245	SO-1L	Montgomery, Ala./Jefferson Davis
10	John Rhys Plumlee	WR	6-0	200	JR-2L	Hattiesburg, Miss./Oak Grove
11	Dontario Drummond	WR	6-1	220	SR-2L	Laurel, Miss./Laurel/East Mississippi CC
11	Austin Keys	LB	6-2	240	FR-RS	Collins, Miss./Seminary
12	Jakivuan Brown	OLB	6-2	250	SO-1L	Horn Lake, Miss./Horn Lake
12	Kinthead Dent	QB	6-5	210	SO-1L	Yazoo City, Miss./Jackson Academy
13	Braylon Sanders	WR	6-0	195	SR-4L	Hogansville, Ga./Callaway
14	Marc Britt II	WR	6-1	185	FR-RS	Carol City, Fla./Dade Christian
14	Daylen Gill	LB	5-11	225	SR*-1L	Louisville, Miss./Louisville/Jones College
15	Derek Bermudez	DB	6-1	190	FR-RS	Jacksonville, Fla./Sandalwood
15	Sellers Shy	WR	6-0	190	SO-1L	Memphis, Tenn./Memphis University School
16	MJ Daniels	DB	6-1	210	FR-HS	Lucedale, Miss./George County
16	Jordan Jernigan	WR	6-0	200	SO-2L	Tupelo, Miss./Tupelo
17	Demon Clowney	OLB	6-3	255	FR-RS	Baltimore, Md./St. Frances Academy
17	Jadon Jackson	WR	6-1	195	SO-2L	Centerton, Ark./Bentonville West
19	Brice Johnson	WR	6-0	185	SO-1L	Greenville, Miss./Saint Joseph Catholic
19	Terrell Vassel	DB	5-11	195	SR-TR	East Orange, N.J./DePaul Catholic/Austin Peay
20	Keidron Smith	DB	6-2	210	SR*-3L	West Palm Beach, Fla./Oxbridge Academy
21	AJ Finley	DB	6-2	210	JR-2L	Mobile, Ala./St. Paul's Episcopal School
21	Alex Grado	QB	6-0	200	FR-HS	Los Gatos, Calif./Los Gatos
22	Tariqious Tisdale	DL	6-5	290	SR-3L	Lexington, Tenn./Lexington/Northwest Mississippi CC
23	Jakorey Hawkins	DB	5-11	195	JR-3L	Montgomery, Ala./Lee
23	Nevin Wells	WR	6-1	185	JR-1L	Jackson, Miss./Jackson Prep
24	Snoop Conner	RB	5-10	220	JR-2L	Hattiesburg, Miss./Hattiesburg
24	Deane Leonard	DB	6-0	195	SR-1L	Calgary, Alberta/Notre Dame/Calgary
25	Henry Parrish Jr.	RB	5-10	190	SO-1L	Goulds, Fla./Columbus
25	Trey Washington	DB	5-10	205	FR-HS	Trussville, Ala./Hewitt-Trussville
26	Isaiah Woullard	RB	5-8	210	SR*-3L	Hattiesburg, Miss./Presbyterian Christian
27	Tysheem Johnson	DB	5-9	205	FR-HS	Philadelphia, Pa./Neumann Gorette
27	Jalen Knox	WR	6-0	210	SR*-TR	Arlington, Texas/Mansfield Timberview/Missouri
28	Markevious Brown	DB	5-10	180	FR-HS	Pahokee, Fla./IMG Academy
28	Damarcus Thomas	TE	6-2	255	SO-1L	Whatley, Ala./Saraland
29	Matt Jones	RB	5-7	185	FR-HS	Jackson, Miss./Jackson Prep
29	Demarko Williams	DB	5-10	180	FR-HS	Atlanta, Ga./Westlake
30	Zikerrion Baker	LB	6-1	240	SR*-3L	Mooringsport, La./Minden
30	Fred McAfee	RB	5-9	190	FR-HS	Madison, Miss./Germantown
31	Jaylon Jones	DB	5-11	200	SR-5L	Allen, Texas/Allen
31	Calvin Wilson	WR	6-1	190	FR-HS	Thompson's Station, Tenn./Independence
32	Richard O'Bryant	DB	5-10	180	FR-HS	Brandon, Miss./Brandon
33	Cedric Johnson	OLB	6-3	255	SO-1L	Mobile, Ala./Davidson
34	DJ Beckum	WR	5-8	175	FR-RS	Columbus, Miss./McQueen
34	Bobo Miller	RB	5-8	175	FR-RS	Kosciusko, Miss./Kosciusko
35	Mark Robinson	LB	5-11	235	SR-SQ	Leesburg, Ga./Lee County/Southeast Missouri
35	Uriah Shephard	RB	6-0	200	SR*-1L	Houston, Miss./Houston/Northwest Mississippi CC
36	Ashanti Cistrunk	LB	6-1	230	JR-2L	Louisville, Miss./Louisville
36	Rayf Vinson	WR	6-0	195	FR-HS	Madison, Miss./Madison-Ridgeland Academy
37	Kyndrich Breedlove	DB	5-10	185	FR-HS	Nashville, Tenn./Pearl-Cohn
39	Joshua Pfeifer	WR	6-1	180	FR-HS	Nashville, Tenn./Father Ryan
40	Jalen Denton	DB	5-10	180	SO-1L	Memphis, Tenn./Lausanne Collegiate
40	Jack Greer	TE	6-6	240	FR-HS	Germantown, Tenn./Houston
41	Solomon Landrum	LS	5-11	215	JR-TR	Hattiesburg, Miss./Sumrall/Mississippi Gulf Coast CC
41	John Porchivina	RB	6-1	215	JR-TR	Novato, Calif./Casa Grande/Cal
41	CJ Terrell	DB	5-9	220	SR*-SQ	Oxford, Miss./Oxford/East Mississippi CC
42	Elijah Sabbatini	DB	6-0	205	FR-HS	Biloxi, Miss./Biloxi
43	Caden Costa	K	6-0	200	FR-HS	Mandeville, La./Mandeville
43	Daniel Newman	DB	5-10	195	FR-RS	Tallahassee, Fla./Lincoln
44	Chance Campbell	LB	6-2	240	SR*-TR	Ellicott City, Md./Calvert Hall/Maryland
44	Payton Rogers	TE	6-1	230	SR*-SQ	Forest, Miss./Forest/East Central CC
45	Amani Johnson	DL	6-0	250	SR*-1L	Abbeville, Miss./Lafayette
46	MoMo Sanogo	LB	6-1	230	SR*-4L	Plano, Texas/Plano West

No.	Name	Pos.	Ht.	Wt.	Yr.	Hometown/Previous School(s)
47	Sam Murphey	TE	6-3	240	JR-SQ	Paris, Tenn./Henry County
48	Andrew Griffith	LB	5-11	220	JR-SQ	Bentonville, Ark./Bentonville
49	Jared Lawrence	LS	5-10	195	FR-RS	Lebanon, Tenn./Wilson Central
50	Patrick Lucas Jr.	DL	6-3	315	SO-2L	Prattville, Ala./Wetumpka
51	Orlando Umana	OL	6-4	315	SR-TR	Sacramento, Calif./Grant Union/Utah
52	LeDarius Cox	OL	6-4	310	SO-2L	Mobile, Ala./McGill-Toolen
52	Taleeq Robbins	DL	6-2	305	FR-HS	Philadelphia, Pa./Imhotep Charter
52	Luke Shouse	OL	6-6	275	FR-RS	Nolensville, Tenn./Ravenwood
54	Caleb Warren	OL	6-5	310	SO-2L	Louisville, Miss./Nanhi Waiya
55	Ben Brown	OL	6-5	315	SR*-3L	Vicksburg, Miss./St. Aloysius
55	KD Hill	DL	6-1	310	JR-3L	Eufaula, Ala./Eufaula
56	Reece McIntyre	OL	6-4	290	SO-2L	Buford, Ga./Buford
57	Clayton Ladd	DL	6-1	250	JR-SQ	Brentwood, Tenn./Brentwood Academy
57	Micah Pettus	OL	6-6	340	FR-HS	Madison, Ala./James Clemens
58	DeMarcus Smith	DL	6-3	290	FR-HS	Birmingham, Ala./A.H. Parker
60	Jalen Cunningham	DL	6-4	325	JR-2L	Odenville, Ala./St. Clair County
64	Nick Broeker	OL	6-5	305	JR-2L	Springfield, Ill./Sacred Heart-Griffin
65	Peyton Cox	OL	6-1	285	SR*-2L	Metairie, La./Jesuit
66	Cedrick Nicely	OL	6-5	310	FR-HS	Gainesville, Ga./Gainesville
70	Carter Colquitt	OL	6-4	305	SO-1L	Buford, Ga./Buford
71	Jayden Williams	OL	6-4	285	FR-HS	Conway, Ark./Conway
72	Tobias Braun	OL	6-6	305	FR-RS	Freiburg im Breisgau, Germany/Salisbury School
73	Eli Acker	OL	6-5	300	FR-RS	Columbus, Miss./Heritage Academy
74	Erick Cade	OL	6-6	350	FR-HS	Denton, Texas/Braswell
75	Bryce Ramsey	OL	6-1	330	SO-2L	Gulfport, Miss./Harrison Central
76	Cedric Melton	OL	6-4	300	FR-RS	Houston, Texas/Klein Cain
77	Hamilton Hall	OL	6-4	305	JR-2L	Atlanta, Ga./Chamblee Charter
78	Jeremy James	OL	6-5	305	SO-2L	Cumming, Ga./North Forsyth
79	Jordan Rhodes	OL	6-4	335	SR*-TR	Fairburn, Ga./Creekside/South Carolina
80	Jonathan Hess	TE	6-5	240	JR-3L	Vestavia Hills, Ala./Vestavia Hills
81	Casey Kelly	TE	6-3	245	SO-2L	Niagara Falls, N.Y./Mallard Creek
82	Luke Knox	TE	6-3	240	JR-3L	Brentwood, Tenn./Brentwood Academy
83	Chase Rogers	TE	6-3	240	SR*-1L	Pass Christian, Miss./St. Stanislaus/Louisiana
84	Qua Davis	WR	5-11	210	JR-TR	Biggersville, Miss./Biggersville/Itawamba CC
85	Jamar Richardson	DB	5-11	180	SR*-1L	Aliceville, Ala./Aliceville/Jones College
86	JJ Henry	WR	5-9	170	FR-HS	McKinney, Texas/McKinney North
87	Hudson Wolfe	TE	6-6	240	FR-HS	Savannah, Tenn./Hardin County
88	Bralon Brown	WR	6-2	205	FR-HS	Miramar, Fla./St. Thomas Aquinas
89	Brandon Buckhault	WR	6-1	210	FR-HS	Flowood, Miss./Hartfield Academy
90	Tyhone Malone	DL	6-4	310	FR-HS	Jamesburg, N.J./Bergen Catholic
91	Hal Northern	DL	6-1	310	SR-3L	Tunica, Miss./Rosa Fort/Northwest Mississippi CC
92	JJ Hawkins	DL	6-1	270	FR-HS	Lawrenceville, Ga./Discover
93	Sincere David	DL	6-2	320	SR*-2L	Jacksonville, Fla./Sandalwood
93	Cale Nation	K	5-10	155	SO-SQ	Madison, Miss./Madison Central
94	Quentin Bivens	DL	6-3	305	JR-3L	Waynesboro, Miss./Wayne County
94	Charlie Nichols	P	6-0	170	FR-HS	Memphis, Tenn./Memphis University School
95	Tavius Robinson	DL	6-7	265	SR*-1L	Guelph, Ontario/Guelph Collegiate Vocational Institute/Guelph
96	Mac Brown	P	6-4	205	SR-4L	Eden Prairie, Minn./Saint Thomas Academy
96	Isaiah Iton	DL	6-2	295	SO-TR	Houston, Texas/Pearland/Hutchinson CC
97	Jamond Gordon	DL	6-2	290	SO-TR	Meridian, Miss./Meridian/East Mississippi CC
98	Jaden Dicks	DL	6-5	245	FR-TR	Etobicoke, Ontario/Etobicoke Collegiate Institute/Guelph
99	DeSanto Rollins	DL	6-3	295	FR-RS	Baton Rouge, La./Parkview Baptist

Senior* - Has an additional year of eligibility due to the COVID-19 pandemic.

No.	Name	Pos.
56	Reece McIntyre	OL
76	Cedric Melton	OL
34	Bobo Miller	RB
1	Jonathan Mingo	WR
47	Sam Murphey	TE
93	Cale Nation	K
43	Daniel Newman	DB
94	Charlie Nichols	P
66	Cedrick Nicely	OL
91	Hal Northern	DL
32	Richard O'Bryant	DB
25	Henry Parrish Jr.	RB
0	Jahcour Pearson	WR
57	Micah Pettus	OL
39	Joshua Pfeifer	WR
4	Tyrrell Pigrome	QB
10	John Rhys Plumlee	WR
41	John Porchivina	RB
5	Deantre Prince	DB
75	Bryce Ramsey	OL
3	Otis Reese	DB
79	Jordan Rhodes	OL
85	Jamar Richardson	WR
52	Taleeq Robbins	DL
35	Mark Robinson	LB
95	Tavius Robinson	DL
83	Chase Rogers	TE
44	Payton Rogers	TE
99	DeSanto Rollins	DL
42	Elijah Sabbatini	DB
13	Braylon Sanders	WR
46	MoMo Sanogo	LB
35	Urriah Shephard	RB
52	Luke Shouse	OL
15	Sellers Shy	WR
58	DeMarcus Smith	DL
20	Keidron Smith	DB
1	Jake Springer	DB
41	CJ Terrell	DB
28	Damarcus Thomas	TE
22	Tariqious Tisdale	DL
51	Orlando Umana	OL
19	Terrell Vassel	DB
36	Rayf Vinson	WR
54	Caleb Warren	OL
25	Trey Washington	DB
23	Nevin Wells	WR
29	Demarko Williams	DB
71	Jayden Williams	OL
7	Sam Williams	DL
31	Calvin Wilson	WR
87	Hudson Wolfe	TE
26	Isaiah Woullard	RB

COACHING STAFF

HEAD COACH: Lane Kiffin (Fresno State, 1998)

RECORD AT OLE MISS AS HEAD COACH (YEARS): 8-6 (2nd)

CAREER RECORD AS COLLEGE HEAD COACH (YEARS): 69-40 (10th)

ASSISTANTS COACHES (ALMA MATER, YEAR/RESPONSIBILITIES/YEARS AT OLE MISS):

John David Baker (Abilene Christian, 2014/Passing Game Coordinator/Tight Ends/1st)

Terrell Buckley (Florida State, 2007/Cornerback/2nd)

D.J. Durkin (Bowling Green, 2001/Co-Defensive Coordinator/Linebackers/2nd)

Coleman Hutzler (Middlebury College, 2006/Special Teams Coordinator/1st)

Randall Joyner (SMU, 2014/Defensive Line/1st)

Jeff Lebbly (Oklahoma, 2007/Offensive Coordinator/Quarterbacks/2nd)

Derrick Nix (Southern Miss, 2005/Wide Receivers/14th)

Chris Partridge (Lafayette College, 2003/Co-Defensive Coordinator/Safeties/2nd)

Kevin Smith (UCF, 2015/Running Backs/2nd)

Jake Thornton (Western Carolina, 2015/Offensive Line/1st)

GRADUATE ASSISTANT COACHES:

Da'Von Brown (FAU, 2020/Offense/1st)

Buddy Brosky (Michigan, 2020/Defense/1st)

Quincy Casimir (Miami, 2016/Defense/1st)

Austin Shepherd (Alabama, 2013/Offense/1st)

PRONUNCIATION GUIDE

TOBIAS Braun	toe-BYE-es	JOHN RHYS Plumlee	rice
NICK BROEKER	BRO-kurr	TAVIUS Robinson	tay-VEE-us
ZIKERRION Baker	zye-CARE-ee-ahn	KEIDRON Smith	KEY-dron
JAKIVUAN Brown	Juh-KAY-vee-on	MoMo SANOGO	sa-NO-go
Matt CORRAL	core-AL	TARIQIOUS Tisdale	TIE-ree-kuss
JERRION Ealy	Jair-E-un	Orland UMANA	ooh-MAH-nah
JAKOREY Hawkins	juh-CORE-ee	Isaiah WOULLARD	WOOL-ard
LAKIA Henry	luh-KEY-ah		
TYLAN Knight	TIE-lin		
TYWONE Malone	TIE-juan		

DEPTH CHART

OFFENSE

WR	13	Braylon Sanders (6-0, 195, SR-4L)
	5	Dannis Jackson (5-11, 155, JR-2L)
	88	Bralon Brown (6-2, 205, FR-HS)
WR	11	Dontario Drummond (6-1, 220, SR-2L)
	10	John Rhys Plumlee (6-0, 200, JR-2L) -OR-
	0	Jahcour Pearson (5-8, 190, SR-TR)
LT	64	Nick Broeker (6-5, 305, JR-2L)
	76	Cedric Melton (6-4, 300, FR-RS)
LG	54	Caleb Warren (6-5, 310, SO-2L)
	79	Jordan Rhodes (6-4, 335, SR*-TR)
C	51	Orlando Umana (6-4, 316, SR-TR)
	75	Bryce Ramsey (6-1, 330, SO-2L)
RG	55	Ben Brown (6-5, 315, SR*-3L)
	73	Eli Acker (6-5, 300, FR-RS)
RT	78	Jeremy James (6-5, 305, SO-2L)
	56	Reese McIntyre (6-4, 290, SO-2L)
TE	83	Chase Rogers (6-2, 250, JR-SQ)
	87	Hudson Wolfe (6-6, 240, FR-HS)
	28	Damarcus Thomas (6-2, 255, SO-1L)
WR	1	Jonathan Mingo (6-2, 225, JR-2L)
	17	Jadon Jackson (6-1, 195, SO-2L)
	84	Qua Davis (5-11, 210, JR-TR)
QB	2	Matt Corral (6-2, 205, JR-3L)
	12	Kinthead Dent (6-5, 210, SO-1L)
	7	Luke Altmeyer (6-1, 205, FR-HS)
RB	9	Jerrion Ealy (5-9, 185, JR-2L)
	25	Henry Parrish Jr. (5-10, 190, SO-1L)
	24	Snoop Conner (5-10, 220, JR-2L)
	3	Kentrel Bullock (5-10, 210, SO-1L)

SPECIALISTS

KO	43	Caden Costa (6-0, 200, FR-HS)
	93	Cale Nation (5-10, 155, SO-SQ)
PK	43	Caden Costa (6-0, 200, FR-HS)
	93	Cale Nation (5-10, 155, SO-SQ)
P	96	Mac Brown (6-4, 205, SR-4L)
LS	49	Jared Lawrence (5-10, 200, FR-HS)
H	96	Mac Brown (6-3, 204, JR-2L)
KR	9	Jerrion Ealy (5-9, 185, JR-2L) -OR-
	25	Henry Parrish Jr. (5-10, 190, SO-1L)
PR	13	Braylon Sanders (6-0, 195, SR-4L) -OR-
	10	John Rhys Plumlee (6-0, 200, JR-2L)

DEFENSE

DE	33	Cedric Johnson (6-3, 255, SO-1L)
	22	Tariqious Tisdale (6-5, 290, SR-3L)
	97	Jamond Gordon (6-2, 290, SO-TR)
DT	96	Isaiah Iton (6-2, 295, SO-TR)
	60	Jalen Cunningham (6-4, 325, JR-2L)
NT	94	Quentin Bivens (6-3, 305, JR-3L) -OR-
	55	KD Hill (6-1, 310, JR-3L)
DE	7	Sam Williams (6-4, 265, SR-2L)
	95	Tavius Robinson (6-7, 265, SR*-1L)
	90	Tyhone Malone (6-4, 310, FR-HS)
OLB	0	Lakia Henry (5-11, 230, SR-2L)
	35	Mark Robinson (5-11, 235, SR-SQ)
	36	Ashanti Cistrunk (6-1, 230, JR-2L)
MLB	44	Chance Campbell (6-2, 240, SR*-TR)
	46	MoMo Sanogo (6-1, 230, SR*-4L)
	11	Austin Keys (6-2, 240, FR-RS)
NB	3	Otis Reese (6-3, 215, SR*-1L)
	27	Tysheem Johnson (5-9, 205, FR-HS)
	4	Tylan Knight (5-7, 175, SR*-3L)
CB	31	Jaylon Jones (5-11, 200, SR-5L)
	6	Miles Battle (6-4, 205, JR-3L)
	28	Markevious Brown (5-10, 180, FR-HS)
SS	1	Jake Springer (6-1, 205, SR-SQ)
	20	Keidron Smith (6-2, 210, SR*-3L)
	25	Trey Washington (5-10, 205, FR-HS)
FS	21	AJ Finley (6-2, 210, JR-2L)
	2	Jalen Jordan (5-9, 180, SO-1L)
CB	24	Deane Leonard (6-0, 195, SR-1L) -OR-
	5	Deantre Prince (6-0, 180, JR-TR)

Senior* - Has an additional year of eligibility due to the COVID-19 pandemic.

CAREER STARTS

38	Ben Brown
25	Keidron Smith
23	Jaylon Jones, Dontario Drummond, Jonathan Mingo
21	Lakia Henry
19	MoMo Sanogo
18	Matt Corral, Sam Williams
16	Jerrion Ealy
14	Nick Broeker, Jeremy James
12	A.J. Finley, Braylon Sanders, Caleb Warren
8	KD Hill, John Rhys Plumlee
7	Tariqious Tisdale, Jalen Jordan, Otis Reese
6	Jakorey Hawkins
5	Deane Leonard, Tavius Robinson
4	Quentin Bivens, Chance Campbell, Tysheem Johnson, Deantre Prince, Hal Northern, Chase Rogers
3	Cedric Johnson, Orlando Umana,
2	Jadon Jackson, Luke Knox, Reece McIntyre, Jamar Richardson, Isaiah Woullard
1	Snoop Conner, Sincere David, Daylen Gill, Isaiah Iton, Austin Keys, Brandon Mack, Jahcour Pearson, Bryce Ramsey, Mark Robinson, Jake Springer

CONSECUTIVE STARTS

38	Ben Brown
14	Nick Broeker, Matt Corral, Jeremy James
13	Dontario Drummond
12	Caleb Warren
7	Otis Reese
6	Sam Williams
4	Chance Campbell, Jerrion Ealy, Tysheem Johnson, Jaylon Jones, Braylon Sanders
3	Lakia Henry, Keidron Smith
2	Orlando Umana

CAREER GAMES PLAYED

43	Jaylon Jones
42	Mac Brown
39	MoMo Sanogo
38	Ben Brown, Tylan Knight, Keidron Smith
37	Braylon Sanders
34	Tariqious Tisdale
32	Isaiah Woullard
29	Quentin Bivens
28	Matt Corral
26	Miles Battle, Nick Broeker, Ashanti Cistrunk, Snoop Conner, Dontario Drummond, A.J. Finley, Sam Williams
25	Jerrion Ealy, Jakorey Hawkins, Lakia Henry, KD Hill, Jonathan Mingo
24	Zikerrion Baker, Jalen Cunningham, Jonathan Hess
23	Jalen Jordan
21	Dannis Jackson
20	John Rhys Plumlee
19	Hal Northern
18	Sincere David
16	Jadon Jackson, Jeremy James, Luke Knox, Deantre Prince
15	Caleb Warren
14	Hamilton Hall, Henry Parrish Jr., Bryce Ramsey
13	LeDarrius Cox, Cedric Johnson, Chase Rogers
12	Daylen Gill, Casey Kelly, Jamar Richardson, Tavius Robinson
11	Deane Leonard, Patrick Lucas Jr., Reece McIntyre
9	Kentrel Bullock
8	Jalen Denton, Austin Keys
6	Damarcus Thomas
5	Jakivuan Brown, Marc Britt, Jordan Jernigan, Brandon Mack
4	Demon Clowney, Caden Costa, Isaiah Iton, Tysheem Johnson, Jared Lawrence, Jahcour Pearson, Mark Robinson
3	Derek Bermudez, Markevious Brown, Carter Colquitt, Peyton Cox, Kinthead Dent, Jamond Gordon, Jordan Rhodes, Cale Nation, Urriah Sheppard, Orlando Umana, Trey Washington
2	Eli Acker, Luke Altmeyer, Kyndrich Breedlove, Bralon Brown, MJ Daniels, Qua Davis, Amari Johnson, Hudson Wolfe
1	JJ Henry, Brice Johnson, Tyhone Malone, Cedric Melton, Sellers Shy, Jake Springer, CJ Terrell, Nevin Wells

THE LAST TIME

THE LAST TIME OLE MISS HAD ...

30 or more first downs	Tulane, 2021 (41)
500 yards rushing	Auburn, 1951 (515)
400 yards rushing	LSU, 2019 (402)
300 yards rushing	Tulane, 2021 (372)
200 yards rushing	Tulane, 2021 (372)
400 yards passing	South Carolina, 2020 (513)
300 yards passing	Tulane, 2021 (335)
600 yards total offense	Tulane, 2021 (707)
500 yards total offense	Tulane, 2021 (707)
90 plays total offense	Tulane, 2020 (94)
Four passes intercepted	LSU, 2020 (5)
Four pass interceptions	Boise State, 2014 (4)
10 sacks	Mississippi State, 2008 (11)
10 penalties	Austin Peay, 2021 (12)
100 yards in penalties	Austin Peay, 2021 (130)
50 points	Tulane, 2021 (61)
99-yard scoring drive	New Mexico State, 2015 (3 plays; Eugene Brazley 78-yard run)
90-plus yard scoring drive	Louisville, 2021 (93 yards, 9 plays; M. Corral 6-yd run)

THE LAST TIME OLE MISS HELD ITS OPPONENT TO ...

Less than 10 first downs	Vanderbilt, 2014 (9)
10 first downs	Presbyterian, 2014 (10)
Negative yards rushing	Troy, 2013 (-13)
10 yards (or less) rushing	Tennessee, 2014 (0)
100 yards (or less) rushing	Mississippi State, 2020 (39)
Zero yards passing	Alabama, 1988
No pass completions	Alabama, 1988
10 yards (or less) passing	Georgia, 1977 (7)
100 yards (or less) passing	Wofford, 2016 (72)
Zero yards total offense	Sewanee, 1938
50 yards (or less) total offense	Mississippi State, 2008 (24)
75 yards (or less) total offense	Mississippi State, 2008 (24)
150 yards (or less) total offense	Memphis, 2014 (104)
200 yards (or less) total offense	New Mexico State, 2019 (193)
No touchdowns	New Mexico State, 2019 (3 points)

THE LAST TIME OLE MISS ...

Had two passers throw for 100 yards	Mississippi State, 2019 (Matt Corral 124, John Rhys Plumlee 121)
Had two passers complete 10 passes	ULM, 2018 (Jordan Ta'amu, 21-24, Matt Corral, 10-10)
Had two passers throw for 2+ touchdowns	ULM, 2018 (Jordan Ta'amu 3, Matt Corral 2)
Had three passers throw 1+ touchdowns	UT Martin, 2015 (Ryan Buchanan 2, Chad Kelly 2, DeVante Kincade 1)
Had two runners rush for 100 yards	Alabama, 2020 (Snoop Conner 128, Jerriion Ealy 120)
Had two receivers over 100 receiving yards	South Carolina, 2020 (Elijah Moore 225, Braylon Sanders 141)
Had three receivers over 100 receiving yards	ULM, 2018 (DaMarkus Lodge 179, A.J. Brown 133, D.K. Metcalf 115)
Had two receivers catch 10 passes	Arkansas, 2002 (Bill Flowers 11, Chris Collins 10)
Had four receivers catch five passes	Kentucky, 2017 (A.J. Brown 7, D.K. Metcalf 5, Van Jefferson 5, Dawson Knox 5, DaMarkus Lodge 5)
Completed a pass to at least 10 different receivers	Cal, 2019 (10)
Had a 100-yard rusher and a 100-yard receiver	Tulane, 2021 (J. Mingo 136 yards receiving/J. Ealy 103 yards rushing)
Had two players with 200 all-purpose yards	Missouri, 2007 (BenJarvus Green-Ellis 226, Marshay Green 208)
Returned a punt for a TD	Texas, 2013 (Jeff Scott, 73 yards)
Returned a kickoff for a TD	LSU, 2020 (Jerriion Ealy, 100 yards)
Returned an interception for a TD	SIU, 2018 (Vernon Dasher, 88 yards)
Returned two interceptions for TDs	Fresno State, 2015 (Elston, 38 yards; C. Brown, 22 yards)
Returned a fumble for a TD	Austin Peay, 2021 (Sam Williams, 33 yards)
Recovered a fumble for a TD	Auburn, 2012 (C.J. Johnson)
Scored two defensive TDs	SIU, 2018 (Dasher, 88 yards; V. Evans, 56 yards)
Recovered four fumbles in a game	Texas A&M, 2012
Blocked a punt	UT Martin, 2017 (Ryder Anderson)
Blocked a punt for a TD	Mississippi State, 2013 (T. Grant recovered C. Moore's blocked punt)
Blocked an opponent's FG attempt	Arkansas, 2015 (Tony Bridges blocked Hedlund's 47-yard attempt)
Blocked an opponent's FG attempt for a TD	Louisiana Tech, 2007 (Brandon Jenkins blocked D. Horwedel's 36-yard attempt, Dustin Mouzon 55-yard return)
Blocked two opponent's FG attempts	Northern Arizona, 2009
Had a punt blocked	Alabama, 2019
Had a punt blocked for a TD	Alabama, 2019
Had a kickoff returned for a TD	South Carolina, 2018
Had a punt returned for a TD	Alabama, 2019


Had an interception returned for a TD	LSU, 2020
Had a fumble returned for a TD	Texas A&M, 2019
Missed a PAT kick	Tulane, 2021
Had a PAT kick blocked	Auburn, 2016
Had a PAT kick blocked and returned for a two-point conversion	Auburn, 2009
Blocked an opponent's PAT kick	Florida, 2008 (Kentrell Lockett blocked J. Phillip's attempt)
A successful two-point conversion	Vanderbilt, 2020 (Matt Corral rush, 3rd quarter)
Had a field goal attempt blocked	Texas A&M, 2019 (Luke Logan's 35-yard attempt)
Had two field goal attempts blocked	Kentucky, 2005 (Robert Bass' 39-yr attempt, Matt Hinkle's 44-yard attempt)
Gained a first down off a fake field goal attempt	Georgia, 1995
Scored a touchdown off a fake field goal attempt	Alabama, 2008 (Jason Cook 9-yard pass from Rob Park)
Gained a first down off a fake punt	Arkansas, 2020 (MoMo Sanogo 47-yard run)
Recovered an onside kick	Florida, 2020 (Jaylon Jones)
Shut out an opponent	Presbyterian, 2014 (48-0)
Was shut out	Arkansas, 2014 (30-0)
Played an overtime game	Kentucky, 2020 (W, 42-41)
Scored a safety	Austin Peay, 2021 (Austin Peay rush for a loss of 30 yards, kicked out of bounds in the end zone)
Scored 2 safeties in the same game	Northern Illinois, 1993 (team)
Gave up a safety	Memphis, 2019
Had no turnovers	Louisville, 2021
Had no penalties	Alabama, 2011
Defeated a nationally ranked team	Indiana, 2020 (26-20, #11 CFP; #7 AP; #8 Coaches)
Was ranked in top 25	Week 5, 2021 (#12 AP; #12 Coaches)
Ended the year ranked in top 25	2015 (#10 AP; #9 Coaches)

THE LAST TIME AN OLE MISS PLAYER ...

Rushed 30 times	BenJarvus Green-Ellis vs. Missouri, 2007 (33)
Rushed 25 times	John Rhys Plumlee vs. Alabama, 2019 (25)
Rushed for 250 yards	Dexter McCluster vs. Tennessee, 2009 (282)
Rushed for 200 yards	John Rhys Plumlee vs. LSU, 2019 (212)
Rushed for 150 yards	Matt Corral at LSU, 2020 (158)
Rushed for 100 yards	Jerriion Ealy vs. Tulane, 2021 (103)
Passed for 400 yards	Matt Corral vs. South Carolina, 2020 (513)
Passed for 300 yards	Matt Corral vs. Tulane, 2021 (335)
Attempted 50 passes	Jordan Ta'amu vs. Vanderbilt, 2017 (52)
Attempted 40 passes	Matt Corral vs. Indiana, 2020 (44)
Attempted 30 passes	Matt Corral vs. Austin Peay, 2021 (33)
Completed 30 passes	Matt Corral vs. Indiana, 2020 (30)
Completed 20 passes	Matt Corral at Alabama, 2021 (21)
Passed for 4 or more TDs	Matt Corral vs. Austin Peay, 2021 (5)
Accounted for 6 or more TDs	Matt Corral at Tulane, 2021 (3 passing, 4 rushing)
Threw 3 or more interceptions	Matt Corral at LSU, 2020 (5)
Had 400 yards Total Offense	Matt Corral vs. Tulane, 2021 (403)
Had 300 yards Total Offense	Matt Corral vs. Tulane, 2021 (403)
Had 100 yards rushing and passing	Matt Corral at LSU, 2020 (158 rushing, 251 passing)
Had 100 yards rushing and receiving	Dexter McCluster vs. Arkansas, 2009 (123 rushing, 137 receiving)
Had 250 All-Purpose Yards	Elijah Moore vs. South Carolina, 2020 (270)
Had 200 All-Purpose Yards	Elijah Moore vs. South Carolina, 2020 (270)
Caught 10 passes	Elijah Moore vs. South Carolina, 2020 (13)
Caught 9 passes	Dontario Drummond vs. Louisville, 2021 (9)
Had 200 receiving yards	Elijah Moore vs. South Carolina, 2020 (225)
Had 100 receiving yards	Jonathan Mingo vs. Tulane, 2021 (136)
Scored 10 points kicking	Caden Costa vs. Austin Peay, 2021 (10)
Scored 4 touchdowns rushing	Matt Corral vs. Tulane, 2021 (4)
Scored 3 touchdowns rushing	Matt Corral vs. Tulane, 2021 (4)
Scored 2 touchdowns rushing	Matt Corral vs. Tulane, 2021 (4)
Scored 3 touchdowns receiving	Elijah Moore at Vanderbilt, 2020 (3)
Scored 2 touchdowns receiving	D. Drummond and J. Mingo vs. Austin Peay, 2021 (2, 2)
Scored a touchdown passing and receiving	Laquan Treadwell at Memphis, 2015
Scored a touchdown rushing, passing and receiving	Bo Wallace vs. Auburn, 2012
Intercepted 3 passes	Don Price vs. Vanderbilt, 1986 (3)
Intercepted 2 passes	C.J. Moore vs. California, 2017 (2)
Forced 3 fumbles	Rory Johnson vs. Vanderbilt, 2006 (3)
Recovered 2 fumbles	Kentrell Lockett at Auburn, 2011 (2)
Punted for a 70-yard game average	Bill Smith vs. Southern Miss, 1984 (2-84.5)
Kicked a 45-yard Field Goal	Caden Costa vs. Louisville, 2021 (47)
Kicked a 50-yard Field Goal	Andrew Ritter vs. Idaho, 2013 (50)
Kicked five field goals in game	Luke Logan vs. Vanderbilt, 2018 (5)
Kicked four field goals in game	Luke Logan vs. Vanderbilt, 2018 (5)
Kicked three field goals in game	Caden Costa vs. Louisville, 2021 (3)
Had 10 tackles in a game	Otis Reese & Chance Campbell at Alabama, 2021 (11, 10)
Had 15 tackles in a game	Lakia Henry vs. Vanderbilt, 2019 (15)



2021 OLE MISS FOOTBALL
Ole Miss Game Results (as of Oct 03, 2021)
All games



Date	Opponent		Score	Overall	Conference	Time	Attend
Sep 06, 2021	vs Louisville	W	43-24	1-0	0-0	3:40	30709
Sep 11, 2021	AUSTIN PEAY	W	54-17	2-0	0-0	03:30	47848
Sep 18, 2021	TULANE	W	61-21	3-0	0-0	03:27	54198
* Oct 02, 2021	at Alabama	L	21-42	3-1	0-1	03:14	100077



2021 OLE MISS FOOTBALL
Ole Miss Overall Team Statistics (as of Oct 03, 2021)
All games



Team Statistics	OM	OPP
SCORING	179	104
Points Per Game	44.8	26.0
Points Off Turnovers	31	14
FIRST DOWNS	120	89
Rushing	61	34
Passing	48	42
Penalty	11	13
RUSHING YARDAGE	974	618
Yards gained rushing	1069	722
Yards lost rushing	95	104
Rushing Attempts	179	165
Average Per Rush	5.4	3.7
Average Per Game	243.5	154.5
TDs Rushing	13	8
PASSING YARDAGE	1223	867
Comp-Att-Int	90-133-0	78-127-2
Average Per Pass	9.2	6.8
Average Per Catch	13.6	11.1
Average Per Game	305.8	216.8
TDs Passing	10	6
TOTAL OFFENSE	2197	1485
Total Plays	312	292
Average Per Play	7.0	5.1
Average Per Game	549.2	371.2
KICK RETURNS: #-Yards	5-97	24-519
PUNT RETURNS: #-Yards	1-1	3-7
INT RETURNS: #-Yards	2-16	0-0
KICK RETURN AVERAGE	19.4	21.6
PUNT RETURN AVERAGE	1.0	2.3
INT RETURN AVERAGE	8.0	0.0
FUMBLES-LOST	3-3	7-4
PENALTIES-Yards	42-375	28-250
Average Per Game	93.8	62.5
PUNTS-Yards	9-442	16-703
Average Per Punt	49.1	43.9
Net punt average	43.9	42.6
KICKOFFS-Yards	31-1854	20-1010
Average Per Kick	59.8	50.5
Net kick average	39.8	38.2
TIME OF POSSESSION/Game	26:25	32:59
3RD-DOWN Conversions	21/55	20/58
3rd-Down Pct	38%	34%
4TH-DOWN Conversions	14/19	7/15
4th-Down Pct	74%	47%
SACKS BY-Yards	12-38	8-60
MISC YARDS	0	0
TOUCHDOWNS SCORED	24	14
FIELD GOALS-ATTEMPTS	4-5	2-3
ON-SIDE KICKS	0-0	0-1
RED-ZONE SCORES	(22-27) 81%	(12-15) 80%
RED-ZONE TOUCHDOWNS	(19-27) 70%	(10-15) 67%
PAT-ATTEMPTS	(21-23) 91%	(14-14) 100%
ATTENDANCE	102046	100077
Games/Avg Per Game	2/51023	1/100077
Neutral Site Games		1/30709

Score by Quarters	1st	2nd	3rd	4th	OT	Total
Ole Miss	42	61	45	31	0	179
Opponents	14	42	20	28	0	104



2021 OLE MISS FOOTBALL
Ole Miss Overall Individual Statistics (as of Oct 03, 2021)
All games



Rushing	gp-gs	att	gain	loss	net	avg	td	lg	avg/g
Henry Parrish Jr.	4-0	36	226	3	223	6.2	1	23	55.8
Jerrion Ealy	4-4	40	223	19	204	5.1	1	28	51.0
Matt Corral	4-4	43	226	65	161	3.7	6	19	40.2
Snoop Conner	4-0	26	139	2	137	5.3	4	16	34.2
Kentrel Bullock	4-0	16	82	2	80	5.0	0	17	20.0
John Rhys Plumlee	4-0	6	78	2	76	12.7	0	34	19.0
Kinthead Dent	2-0	2	28	0	28	14.0	0	26	14.0
Jahcour Pearson	3-0	2	23	0	23	11.5	0	16	7.7
Dontario Drummond	4-4	2	16	0	16	8.0	1	11	4.0
Luke Altmyer	2-0	1	14	0	14	14.0	0	14	7.0
Braylon Sanders	4-4	1	6	0	6	6.0	0	6	1.5
Miller,Bobo	1-0	2	4	0	4	2.0	0	2	4.0
JJ Henry	1-0	1	4	0	4	4.0	0	4	4.0
TEAM	4-0	1	0	2	-2	-2.0	0	0	-0.5
Total	4	179	1069	95	974	5.4	13	34	243.5
Opponents	4	165	722	104	618	3.7	8	40	154.5

Passing	gp-gs	effic	comp-att-int	pct	yds	td	lg	avg/g
Matt Corral	4-4	177.31	87-125-0	69.6	1210	10	50	302.5
Kinthead Dent	2-0	64.70	2-4-0	50.0	7	0	7	3.5
Luke Altmyer	2-0	0.00	0-3-0	0.0	0	0	0	0.0
John Rhys Plumlee	4-0	150.40	1-1-0	100.0	6	0	6	1.5
Total	4	169.72	90-133-0	67.7	1223	10	50	305.8
Opponents	4	131.20	78-127-2	61.4	867	6	51	216.8

Receiving	gp-gs	no.	yds	avg	td	lg	avg/g
Dontario Drummond	4-4	24	382	15.9	4	49	95.5
Jonathan Mingo	3-3	15	290	19.3	3	50	96.7
Braylon Sanders	4-4	10	165	16.5	2	45	41.2
Henry Parrish Jr.	4-0	9	87	9.7	0	25	21.8
Jerrion Ealy	4-4	8	79	9.9	0	22	19.8
Chase Rogers	4-3	7	71	10.1	1	42	17.8
Snoop Conner	4-0	4	36	9.0	0	14	9.0
Jadon Jackson	3-1	4	30	7.5	0	17	10.0
Jahcour Pearson	3-0	3	40	13.3	0	27	13.3
John Rhys Plumlee	4-0	2	16	8.0	0	11	4.0
Jonathan Hess	3-0	2	7	3.5	0	7	2.3
Dannis Jackson	2-0	1	14	14.0	0	14	7.0
Damarcus Thomas	1-0	1	6	6.0	0	6	6.0
Total	4	90	1223	13.6	10	50	305.8
Opponents	4	78	867	11.1	6	51	216.8

Punt Returns	no.	yds	avg	td	lg
Braylon Sanders	1	1	1.0	0	1
Total	1	1	1.0	0	1
Opponents	3	7	2.3	0	4

Interceptions	no.	yds	avg	td	lg
Deantre Prince	1	15	15.0	0	15
Keidron Smith	1	1	1.0	0	1
Total	2	16	8.0	0	15
Opponents	0	0	0.0	0	0

Kick Returns	no.	yds	avg	td	lg
Jerrion Ealy	3	63	21.0	0	26
Henry Parrish Jr.	1	23	23.0	0	23
Kentrel Bullock	1	11	11.0	0	11
Total	5	97	19.4	0	26
Opponents	24	519	21.6	0	59

Fumble Returns	no.	yds	avg	td	lg
Sam Williams	1	33	33.0	1	33
Total	1	33	33.0	1	33
Opponents	1	1	1.0	0	1



2021 OLE MISS FOOTBALL
Ole Miss Overall Individual Statistics (as of Oct 03, 2021)
All games



Scoring	td	fg	PAT				dxp	saf	pts
			kick	rush	rcv	pass			
Matt Corral	6	-	-	-	-	0-1	-	-	36
Caden Costa	-	4-5	21-22	-	-	-	-	-	33
Dontario Drummond	5	-	-	-	-	-	-	-	30
Snoop Conner	4	-	-	-	-	-	-	-	24
Jonathan Mingo	3	-	-	-	-	-	-	-	18
Braylon Sanders	2	-	-	-	-	-	-	-	12
Jerrion Ealy	1	-	-	-	-	-	-	-	6
Chase Rogers	1	-	-	-	-	-	-	-	6
Henry Parrish Jr.	1	-	-	-	-	-	-	-	6
Sam Williams	1	-	-	-	-	-	-	-	6
TEAM	-	-	-	-	-	-	-	1	2
Cale Nation	-	-	0-1	-	-	-	-	-	0
Total	24	4-5	21-23	-	-	0-1	-	1	179
Opponents	14	2-3	14-14	-	-	-	-	-	104

Total Offense	g	plays	rush	pass	total	avg/g
Matt Corral	4	168	161	1210	1371	342.8
Henry Parrish Jr.	4	36	223	0	223	55.8
Jerrion Ealy	4	40	204	0	204	51.0
Snoop Conner	4	26	137	0	137	34.2
John Rhys Plumlee	4	7	76	6	82	20.5
Kentrel Bullock	4	16	80	0	80	20.0
Kinthead Dent	2	6	28	7	35	17.5
Jahcour Pearson	3	2	23	0	23	7.7
Dontario Drummond	4	2	16	0	16	4.0
Luke Altmyer	2	4	14	0	14	7.0
Braylon Sanders	4	1	6	0	6	1.5
Miller,Bobo	1	2	4	0	4	4.0
JJ Henry	1	1	4	0	4	4.0
TEAM	4	1	-2	0	-2	-0.5
Total	4	312	974	1223	2197	549.2
Opponents	4	292	618	867	1485	371.2

Field Goals	fg	pct.	01-19	20-29	30-39	40-49	50-99	lg	blk
Caden Costa	4-5	80.0	0-0	2-2	1-1	1-1	0-1	47	0

FG Sequence	Ole Miss	Opponents
Louisville	(47),(22),(38)	(38)
Austin Peay	(26)	(30)
Tulane	54	27
Alabama	-	-

Numbers in (parentheses) indicate field goal was made.

Punting	no.	yds	avg	lg	tb	fc	i20	50+	blk
Mac Brown	9	442	49.1	56	2	3	3	4	0
Total	9	442	49.1	56	2	3	3	4	0
Opponents	16	703	43.9	55	1	10	3	6	0

Kickoffs	no.	yds	avg	tb	ob	retn	net	ydln
Caden Costa	27	1633	60.5	4	1			
Cale Nation	4	221	55.2	0	0			
Total	31	1854	59.8	4	1	21.6	39.8	25
Opponents	20	1010	50.5	6	1	19.4	38.2	26



2021 OLE MISS FOOTBALL
Ole Miss Overall Individual Statistics (as of Oct 03, 2021)
All games



All Purpose	g	rush	rcv	pr	kr	ir	total	avg/g
Dontario Drumm	4	16	382	0	0	0	398	99.5
Jerrion Ealy	4	204	79	0	63	0	346	86.5
Henry Parrish Jr.	4	223	87	0	23	0	333	83.2
Jonathan Mingo	3	0	290	0	0	0	290	96.7
Snoop Conner	4	137	36	0	0	0	173	43.2
Braylon Sanders	4	6	165	1	0	0	172	43.0
Matt Corral	4	161	0	0	0	0	161	40.2
John Rhys Pluml	4	76	16	0	0	0	92	23.0
Kentrel Bullock	4	80	0	0	11	0	91	22.8
Chase Rogers	4	0	71	0	0	0	71	17.8
Jahcour Pearso	3	23	40	0	0	0	63	21.0
Jadon Jackson	3	0	30	0	0	0	30	10.0
Kinthead Dent	2	28	0	0	0	0	28	14.0
Deantre Prince	4	0	0	0	0	15	15	3.8
Dannis Jackson	2	0	14	0	0	0	14	7.0
Luke Altmyer	2	14	0	0	0	0	14	7.0
Jonathan Hess	3	0	7	0	0	0	7	2.3
Damarcus Thom	1	0	6	0	0	0	6	6.0
JJ Henry	1	4	0	0	0	0	4	4.0
Miller,Bobo	1	4	0	0	0	0	4	4.0
Keidron Smith	4	0	0	0	0	1	1	0.2
TEAM	4	-2	0	0	0	0	-2	-0.5
Total	4	974	1223	1	97	16	2311	577.8
Opponents	4	618	867	7	519	0	2011	502.8




2021 OLE MISS FOOTBALL
Ole Miss Overall Defensive Statistics (as of Oct 03, 2021)
All games



##	Defensive Leaders	gp-gs	Tackles				Sacks no-yds	Pass defense			Fumbles		blkd	
			ua	a	tot	tfl/yds		int-yds	brup	qbh	rcv-yds	ff	kick	saf
44	Chance Campbell	4-4	12	17	29	4.0-10	2.0-6	.	.	3	1-0	.	.	.
3B	Otis Reese	4-4	11	16	27	.	.	.	1
20	Keidron Smith	4-3	12	14	26	1.5-4	.	1-1	1	1
27	Tysheem Johnson	4-4	8	15	23	1.5-4
21	AJ Finley	4-3	11	10	21	1.0-1	.	.	1
36	Ashanti Cistrunk	4-0	8	11	19	2.5-4	0.5-2
35	Mark Robinson	4-1	8	9	17	0.5-0
7B	Sam Williams	4-4	7	10	17	5.0-15	5.0-15	.	1	2	1-33	2	.	.
0B	Lakia Henry	3-2	7	6	13
31	Jaylon Jones	4-4	10	1	11	1.0-4	.	.	2
4B	Tylan Knight	4-0	4	7	11	1.5-2
2L	Deane Leonard	3-3	6	4	10	0.5-1	.	.	1
1K	Austin Keys	4-1	4	6	10	1	1-0	.	.	.
9I	Isaiah Iton	4-1	5	5	10	1.0-5	.	.	.	1
46	MoMo Sanogo	4-0	5	5	10	0.5-1	0.5-1	.	.	1
22	Tariqueous Tisdale	4-0	.	8	8	1.0-1
94	Quentin Bivens	4-3	3	5	8	.	.	.	1
2W	Trey Washington	4-0	4	4	8
55	KD Hill	4-1	2	5	7	1.5-6
95	Tavius Robinson	2-0	2	5	7
6	Miles Battle	4-0	3	3	6	.	.	.	2	.	1-0	.	.	.
33	Cedric Johnson	4-3	4	2	6	2.0-3	2.0-3	.	.	4
5B	Deantre Prince	4-1	4	2	6	.	.	1-15
30	Zikerrion Baker	4-0	2	2	4
97	Jamond Gordon	3-0	1	3	4	0.5-1
1C	Demon Clowney	2-0	2	2	4	1.0-4	1.0-4	.	.	2
60	Jalen Cunningham	4-0	.	3	3
90	Tyhone Malone	1-0	1	2	3	1.0-7	1.0-7
14	Daylen Gill	3-0	1	2	3	0.5-1
2B	Jalen Jordan	4-0	1	2	3
1B	Jake Springer	1-1	1	1	2
3A	Kentrel Bullock	4-0	2	.	2	1	.	.
16	MJ Daniels	2-0	.	1	1
37	Kyndrich Breedlove	2-0	.	1	1
23	Jakorey Hawkins	1-0	1	.	1
43	Caden Costa	4-0	1	.	1
85	Jamar Richardson	3-0	.	1	1
TM	TEAM	4-0	1
Total		4	153	190	343	28-74	12-38	2-16	10	15	4-33	3	.	1
Opponents		4	177	136	313	22-95	8-60	.	9	17	3-1	3	.	.



2021 OLE MISS FOOTBALL
Ole Miss Team Game-by-Game (as of Oct 03, 2021)
All games



TEAM STATISTICS

Date	Opponent	Rushing				Receiving				Passing				Kick Returns				Punt Returns				tot off
		no.	yds	td	lg	no.	yds	td	lg	cmp-att-int	yds	td	lg	no.	yds	td	lg	no.	yds	td	lg	
Sep 06	vs Louisville	41	188	4	23	22	381	1	34	22-32-0	381	1	34	1	11	0	11	0	0	0	0	569
Sep 11	AUSTIN PEAY	43	336	1	34	24	294	5	49	24-39-0	294	5	49	2	49	0	26	1	1	0	1	630
Sep 18	TULANE	61	372	6	26	23	335	3	50	23-33-0	335	3	50	0	0	0	0	0	0	0	0	707
Oct 02	at Alabama	34	78	2	10	21	213	1	42	21-29-0	213	1	42	2	37	0	22	0	0	0	0	291
Ole Miss		179	974	13	34	90	1223	10	50	90-133-0	1223	10	50	5	97	0	26	1	1	0	1	2197
		165	618	8	40	78	867	6	51	78-127-2	867	6	51	24	519	0	59	3	7	0	4	1485

Games: 4 • Avg/rush: 5.4 • Avg/catch: 13.6 • Pass effic: 169.72 • KR avg: 19.4 • PR avg: 1.0 • All purpose avg/game: 577.8 • Total offense avg/gm: 549.2

		Tackles				Sacks	Fumble		Pass Defense			blkd	PAT Attempts			off		
Date	Opponent	ua	a	total	tfl-yds	no-yds	ff	fr-yds	int-yds	qbh	brup	kick	kick	rush	rcv	saf	t/o	pts
Sep 06	vs Louisville	48	32	80	7.0-12	2.0-5	0	1-0	1-15	0	1	0	4-5	0	0	0	10	43
Sep 11	AUSTIN PEAY	38	52	90	11.0-33	5.0-17	2	2-33	0-0	7	6	0	7-7	0	0	1	14	54
Sep 18	TULANE	29	50	79	4.0-12	2.0-5	1	1-0	0-0	4	3	0	7-8	0	0	0	7	61
Oct 02	at Alabama	38	56	94	6.0-17	3.0-11	0	0-0	1-1	4	0	0	3-3	0	0	0	0	21
Ole Miss		153	190	343	28.0-74	12.0-38	3	4-33	2-16	15	10	0	21-23	0	0	1	31	179
		177	136	313	22.0-95	8.0-60	3	3-1	0-0	17	9	0	14-14	0	0	0	14	104

		Punting										Field Goals			Kickoffs				
Date	Opponent	no.	yds	avg	long	blkd	tb	fc	50+	i20	md-att	long	blkd	no.	yds	avg	tb	ob	
Sep 06	vs Louisville	2	80	40.0	43	0	0	1	0	0	3-3	47	0	8	479	59.9	0	0	
Sep 11	AUSTIN PEAY	2	98	49.0	49	0	1	1	0	1	1-1	26	0	9	548	60.9	2	0	
Sep 18	TULANE	3	161	53.7	56	0	1	0	3	1	0-1	0	0	10	611	61.1	2	0	
Oct 02	at Alabama	2	103	51.5	56	0	0	1	1	1	0-0	0	0	4	216	54.0	0	1	
Ole Miss		9	442	49.1	56	0	2	3	4	3	4-5	47	0	31	1854	59.8	4	1	
		16	703	43.9	55	0	1	10	6	3	2-3	38	0	20	1010	50.5	6	1	



2021 OLE MISS FOOTBALL
Ole Miss Opponent Game-by-Game (as of Oct 03, 2021)
All games



OPPONENT STATISTICS

Date	Opponent	Rushing				Receiving				Passing				Kick Returns				Punt Returns				tot off
		no.	yds	td	lg	no.	yds	td	lg	cmp-att-int	yds	td	lg	no.	yds	td	lg	no.	yds	td	lg	
Sep 06	vs Louisville	39	155	2	17	23	200	1	28	23-38-1	200	1	28	8	179	0	59	1	1	0	1	355
Sep 11	AUSTIN PEAY	38	114	1	40	24	260	1	51	24-44-0	260	1	51	6	97	0	19	0	0	0	0	374
Sep 18	TULANE	38	139	1	18	10	166	2	40	10-18-0	166	2	40	7	203	0	34	1	4	0	4	305
Oct 02	at Alabama	50	210	4	21	21	241	2	29	21-27-1	241	2	29	3	40	0	22	1	2	0	2	451
Opponents		165	618	8	40	78	867	6	51	78-127-2	867	6	51	24	519	0	59	3	7	0	4	1485
		179	974	13	34	90	1223	10	50	90-133-0	1223	10	50	5	97	0	26	1	1	0	1	2197

Games: 4 • Avg/rush: 3.7 • Avg/catch: 11.1 • Pass effic: 131.20 • KR avg: 21.6 • PR avg: 2.3 • All purpose avg/game: 502.8 • Total offense avg/gm: 371.2

		Tackles				Sacks	Fumble		Pass Defense			blkd	PAT Attempts				off		
Date	Opponent	ua	a	total	tfl-yds	no-yds	ff	fr-yds	int-yds	qbh	brup	kick	kick	rush	rcv	saf	t/o	pts	
Sep 06	vs Louisville	45	22	67	4.0-22	2.0-13	0	0-0	0-0	0	3	0	3-3	0	0	0	0	24	
Sep 11	AUSTIN PEAY	45	38	83	3.0-14	2.0-13	1	1-0	0-0	4	3	0	2-2	0	0	0	0	17	
Sep 18	TULANE	53	38	91	8.0-33	2.0-21	1	1-1	0-0	6	2	0	3-3	0	0	0	7	21	
Oct 02	at Alabama	34	38	72	7.0-26	2.0-13	1	1-0	0-0	7	1	0	6-6	0	0	0	7	42	
Opponents		177	136	313	22.0-95	8.0-60	3	3-1	0-0	17	9	0	14-14	0	0	0	14	104	
		153	190	343	28.0-74	12.0-38	3	4-33	2-16	15	10	0	21-23	0	0	1	31	179	

		Punting									Field Goals			Kickoffs				
Date	Opponent	no.	yds	avg	long	blkd	tb	fc	50+	i20	md-att	long	blkd	no.	yds	avg	tb	ob
Sep 06	vs Louisville	3	133	44.3	53	0	0	2	1	1	1-1	38	0	4	155	38.8	0	0
Sep 11	AUSTIN PEAY	4	167	41.8	55	0	1	1	1	0	1-1	30	0	5	242	48.4	1	0
Sep 18	TULANE	8	366	45.8	55	0	0	6	4	2	0-1	0	0	4	160	40.0	1	0
Oct 02	at Alabama	1	37	37.0	37	0	0	1	0	0	0-0	0	0	7	453	64.7	4	1
Opponents		16	703	43.9	55	0	1	10	6	3	2-3	38	0	20	1010	50.5	6	1
		9	442	49.1	56	0	2	3	4	3	4-5	47	0	31	1854	59.8	4	1



2021 OLE MISS FOOTBALL
Ole Miss Games Played (as of Oct 03, 2021)
All games



##	PLAYER	GP-GS	UL	AP	TU	UA
73	Eli Acker	1/-	...	XXX
7A	Luke Altmeyer	2/-	XXX	XXX
30	Zikerrion Baker	4/-	XXX	XXX	XXX	XXX
6	Miles Battle	4/-	XXX	XXX	XXX	XXX
94	Quentin Bivens	4/3	START	START	START	XXX
37	K. Breedlove	2/-	XXX	XXX
64	Nick Broeker	3/3	START	...	START	START
5L	Ben Brown	2/2	START	START
88	Bralon Brown	2/-	...	XXX	...	XXX
96	Mac Brown	4/-	XXX	XXX	XXX	XXX
28	Mar. Brown	3/-	XXX	XXX	...	XXX
3A	Kentrel Bullock	4/-	XXX	XXX	XXX	XXX
44	Chance Campbell	4/4	START	START	START	START
36	A. Cistrunk	4/-	XXX	XXX	XXX	XXX
1C	Demon Clowney	2/-	...	XXX	XXX	...
70	Carter Colquitt	1/-	...	XXX
24	Snoop Conner	4/-	XXX	XXX	XXX	XXX
2A	Matt Corral	4/4	START	START	START	START
43	Caden Costa	4/-	XXX	XXX	XXX	XXX
60	J. Cunningham	4/-	XXX	XXX	XXX	XXX
16	MJ Daniels	2/-	...	XXX	...	XXX
84	Qua Davis	2/-	...	XXX	XXX	...
1D	Kinkead Dent	2/-	...	XXX	XXX	...
40	Jalen Denton	1/-	...	XXX
11	D. Drummond	4/4	START	START	START	START
9A	Jerrion Ealy	4/4	START	START	START	START
21	AJ Finley	4/3	START	START	START	XXX
14	Daylen Gill	3/-	XXX	XXX	XXX	...
97	Jamond Gordon	3/-	...	XXX	XXX	XXX
77	Hamilton Hall	3/-	XXX	XXX	...	XXX
23	Jakorey Hawkins	1/-	...	XXX
86	JJ Henry	1/-	...	XXX
0B	Lakia Henry	3/2	XXX	...	START	START
80	Jonathan Hess	3/-	XXX	XXX	...	XXX
55	KD Hill	4/1	XXX	XXX	XXX	START
9I	Isaiah Iton	4/1	XXX	XXX	XXX	START
5A	Dannis Jackson	2/-	...	XXX	...	XXX
17	Jadon Jackson	3/1	XXX	XXX	...	START
78	Jeremy James	2/2	START	START
33	Cedric Johnson	4/3	START	START	START	XXX
27	Tysheem Johnson	4/4	START	START	START	START
31	Jaylon Jones	4/4	START	START	START	START
2B	Jalen Jordan	4/-	XXX	XXX	XXX	XXX
81	Casey Kelly	2/-	...	XXX	...	XXX
1K	Austin Keys	4/1	XXX	XXX	XXX	START
4B	Tylan Knight	4/-	XXX	XXX	XXX	XXX
49	Jared Lawrence	4/-	XXX	XXX	XXX	XXX



2021 OLE MISS FOOTBALL
Ole Miss Games Played (as of Oct 03, 2021)
All games



##	PLAYER	GP-GS	UL	AP	TU	UA
2L	Deane Leonard	3/3	START	START	...	START
50	Patrick Lucas	1/-	XXX	...
90	Tywone Malone	1/-	...	XXX
56	Reece McIntyre	3/-	XXX	XXX	...	XXX
76	Cedric Melton	1/-	...	XXX
3M	Miller,Bobo	1/-	XXX	...
1A	Jonathan Mingo	3/3	START	START	START	...
93	Cale Nation	3/-	XXX	XXX	XXX	...
25	Henry Parrish	4/-	XXX	XXX	XXX	XXX
0A	Jahcour Pearson	3/-	XXX	XXX	XXX	...
10	J.R. Plumlee	4/-	XXX	XXX	XXX	XXX
5B	Deantre Prince	4/1	XXX	XXX	START	XXX
75	Bryce Ramsey	3/1	XXX	START	...	XXX
3B	Otis Reese	4/4	START	START	START	START
79	Jordan Rhodes	3/-	XXX	XXX	...	XXX
85	J. Richardson	3/-	XXX	XXX	...	XXX
35	Mark Robinson	4/1	START	XXX	XXX	XXX
95	Tavius Robinson	2/-	XXX	XXX
83	Chase Rogers	4/3	START	START	START	XXX
99	DeSanto Rollins	1/-	...	XXX
13	Braylon Sanders	4/4	START	START	START	START
46	MoMo Sanogo	4/-	XXX	XXX	XXX	XXX
20	Keidron Smith	4/3	XXX	START	START	START
1B	Jake Springer	1/1	START
41	Terrell,C.J.	1/-	...	XXX
2T	Damarcus Thomas	1/-	...	XXX
22	T. Tisdale	4/-	XXX	XXX	XXX	XXX
51	Orlando Umana	2/2	START	...	START	...
1V	Vassel,Terrell	1/-	...	XXX
54	Caleb Warren	1/1	START
2W	Trey Washington	4/-	XXX	XXX	XXX	XXX
7B	Sam Williams	4/4	START	START	START	START
87	Hudson Wolfe	2/-	XXX	XXX
26	Isaiah Woullard	2/-	XXX	XXX

INDIVIDUAL GAME-BY-GAME RUSHING

NO.	PLAYER	ATT-YDS-TD	LOU	APSU	TU	ALA	ARK	TEN	LSU	LIB	AUB	TAMU	VU	MSU
2	Corral	43-161-6	12-55-1	8-35-0	13-68-4	10-3-1								
9	Ealy	40-204-1	12-37-1	4-48-0	15-103-0	9-16-0								
25	Parrish Jr.	36-223-1	8-39-0	8-72-0	9-66-1	11-47-0								
24	Conner	26-137-4	8-60-2	5-23-1	9-42-0	4-12-1								
3	Bullock	16-80-0	0-0-0	9-52-0	7-28-0	0-0-0								
10	Plumlee	6-76-0	0-0-0	4-64-0	2-12-0	0-0-0								
12	Dent	2-28-0	DNP	1-2-0	1-26-0	DNP								
0	Pearson	2-23-0	0-0-0	1-16-0	1-7-0	0-0-0								
11	Drummond	2-16-1	0-0-0	0-0-0	2-16-1	0-0-0								
7	Altmyer	1-14-0	0-0-0	1-14-0	DNP	DNP								
13	Sanders	1-6-0	0-0-0	1-6-0	0-0-0	0-0-0								
86	Henry	1-4-0	DNP	1-4-0	DNP	DNP								
34	Miller	2-4-0	DNP	DNP	2-4-0	DNP								
TOTAL		179-974-13	41-188-4	43-336-1	61-372-6	21-213-1								
OPP.		167-607-9	39-155-2	38-102-1	38-139-1	21-241-2								

INDIVIDUAL GAME-BY-GAME PASSING

NO.	PLAYER	Comp-Att-Int		LOU	APSU	TU	ALA	ARK	TEN	LSU	LIB	AUB	TAMU	VU	MSU
		Yds-TD													
2	Corral	87-125-0		22-32-0	21-33-0	23-31-0	21-29-0								
		1210-10		381-1	281-5	335-3	213-1								
12	Dent	2-2-0		DNP	2-2-0	0-2-0	DNP								
		7-0			7-0	0-0									
10	Plumlee	1-1-0		0-0-0	1-1-0	0-0-0	0-0-0								
		6-0		0-0	6-0	0-0	0-0								
7	Altmyer	0-3-0		0-0-0	0-3-0	DNP	DNP								
		0-0		0-0	0-0										
TOTAL		90-133-0		22-32-0	24-39-0	23-33-0	21-29-0								
		1223-10		381-1	294-5	335-3	213-1								
OPP.		78-127-2		23-38-1	24-44-0	10-18-0	21-27-1								
		867-6		200-1	260-1	166-2	241-2								

INDIVIDUAL GAME-BY-GAME RECEIVING

NO.	PLAYER	NO-YDS-TD	LOU	APSU	TU	ALA	ARK	TEN	LSU	LIB	AUB	TAMU	VU	MSU
11	Drummond	24-382-4	9-177-1	6-107-2	5-55-1	4-43-0								
1	Mingo	15-290-3	2-55-0	7-99-2	6-136-1	DNP								
13	Sanders	10-165-2	2-34-0	2-25-1	4-74-1	2-32-0								
25	Parrish Jr.	9-87-0	1-7-0	3-18-0	2-39-0	3-23-0								
9	Ealy	8-79-0	3-51-0	2-26-0	1-1-0	2-1-0								
83	C. Rogers	7-71-1	2-14-0	0-0-0	2-4-0	3-53-1								
24	Conner	4-36-0	0-0-0	0-0-0	2-19-0	2-17-0								
17	J. Jackson	4-30-0	0-0-0	0-0-0	DNP	4-30-0								
0	Pearson	3-40-0	1-27-0	1-6-0	1-7-0	0-0-0								
10	Plumlee	2-16-0	2-16-0	0-0-0	0-0-0	0-0-0								
80	Hess	2-7-0	0-0-0	2-7-0	DNP	0-0-0								
5	D. Jackson	1-14-0	DNP	0-0-0	DNP	1-14-0								
28	Thomas	1-6-0	DNP	1-6-0	DNP	DNP								
TOTAL		90-1223-10	22-381-1	24-294-5	23-335-3	21-213-1								
OPP.		78-867-6	23-200-1	24-260-1	10-166-2	21-241-2								

INDIVIDUAL GAME-BY-GAME PUNT RETURNS

NO.	PLAYER	NO-YDS-LONG	LOU	APSU	TU	ALA	ARK	TEN	LSU	LIB	AUB	TAMU	VU	MSU
13	Sanders	1-1-1	0-0-0	1-1-1	0-0-0	0-0-0								
TOTAL		1-1-1	0-0-0	1-1-1	0-0-0	0-0-0								
OPP.		3-7-4	1-1-1	0-0-0	1-4-4	1-2-2								

INDIVIDUAL GAME-BY-GAME KICKOFF RETURNS

NO.	PLAYER	NO-YDS-LONG	LOU	APSU	TU	ALA	ARK	TEN	LSU	LIB	AUB	TAMU	VU	MSU
9	Ealy	3-63-26	0-0-0	1-26-26	0-0-0	2-37-22								
25	Parrish Jr.	1-23-23	0-0-0	1-23-23	0-0-0	0-0-0								
3	Bullock	1-11-11	1-11-11	0-0-0	0-0-0	0-0-0								
TOTAL		5-97-26	1-11-11	2-49-26	0-0-0	2-37-22								
OPP.		24-519-59	8-179-59	6-97-19	8-203-34	2-40-22								

INDIVIDUAL GAME-BY-GAME TACKLES

NO.	PLAYER	UT-AT-TT	LOU	APSU	TU	ALA	ARK	TEN	LSU	LIB	AUB	TAMU	VU	MSU
		TFL/Sack												
44	Campbell	12-17-29 4.0/2.0	3-4-7 1.5/0.0	3-1-4 0.0/0.0	2-6-8 1.0/1.0	4-6-10 1.5/1.0								
3	Reese	11-16-27 0.0/0.0	5-3-8 0.0/0.0	1-2-3 0.0/0.0	1-2-3 0.0/0.0	4-7-11 0.0/0.0								
20	Smith	12-13-25 1.5/0.0	5-2-7 0.5/0.0	3-2-5 1.0/0.0	1-4-5 0.0/0.0	3-5-8 0.0/0.0								
27	T. Johnson	8-15-23 1.5/0.0	3-5-8 0.5/0.0	2-1-3 0.0/0.0	1-4-5 0.0/0.0	2-5-7 1.0/0.0								
21	Finley	11-10-21 1.0/0.0	4-4-8 0.0/0.0	4-1-5 0.0/0.0	2-3-5 0.0/0.0	1-2-3 1.0/0.0								
36	Cistrunk	7-11-18 2.5/0.5	5-3-8 2.5/0.5	0-5-5 0.0/0.0	1-2-3 0.0/0.0	1-1-2 0.0/0.0								
35	M. Robinson	8-9-17 0.5/0.0	2-0-2 0.0/0.0	0-4-4 0.0/0.0	1-2-3 0.0/0.0	5-3-8 0.5/0.0								
7	S. Williams	7-10-17 5.0/5.0	2-2-4 1.0/1.0	2-3-5 2.0/2.0	1-1-2 1.0/1.0	2-4-6 1.0/1.0								
0	Henry	7-6-13 0.0/0.0	1-2-3 0.0/0.0	0-0-0 0.0/0.0	4-1-5 0.0/0.0	2-3-5 0.0/0.0								
31	J. Jones	10-1-11 1.0/0.0	2-0-2 0.0/0.0	5-0-5 1.0/0.0	1-0-1 0.0/0.0	2-1-3 0.0/0.0								
4	Knight	4-7-11 1.5/0.0	1-0-1 0.0/0.0	1-4-5 1.5/0.0	2-1-3 0.0/0.0	0-2-2 0.0/0.0								
24	Leonard	6-4-10 0.5/0.0	3-0-3 0.0/0.0	0-2-2 0.5/0.0	DNP	3-2-5 0.0/0.0								
96	Iton	5-5-10 1.0/0.0	1-0-1 0.0/0.0	1-3-4 1.0/0.0	1-0-0 0.0/0.0	2-2-4 0.0/0.0								
46	Sanogo	5-5-10 0.5/0.5	1-1-2 0.5/0.5	1-1-2 0.0/0.0	2-1-3 0.0/0.0	1-2-3 0.0/0.0								
11	Keys	4-6-10 0.0/0.0	1-1-2 0.0/0.0	0-0-0 0.0/0.0	1-3-4 0.0/0.0	2-2-4 0.0/0.0								
25	Washington	4-4-8 0.0/0.0	0-0-0 0.0/0.0	2-3-5 0.0/0.0	2-1-3 0.0/0.0	0-0-0 0.0/0.0								
94	Bivens	3-5-8 0.5/0.5	2-1-3 0.5/0.5	1-2-2 0.0/0.0	0-2-2 0.0/0.0	0-1-1 0.0/0.0								
22	T. Tisdale	0-8-8 1.0/0.0	0-2-2 0.5/0.0	0-3-3 0.5/0.0	0-2-21 0.0/0.0	0-1-1 0.0/0.0								
5	Prince	4-3-7 0.0/0.0	1-0-1 0.0/0.0	1-1-2 0.0/0.0	0-2-2 0.0/0.0	2-0-2 0.0/0.0								
95	T. Robinson	2-5-7 0.0/0.0	DNP	DNP	1-0-1 0.0/0.0	1-5-6 0.0/0.0								
55	Hill	2-4-7 1.5/0.0	1-0-1 0.0/0.0	0-3-3 0.5/0.0	1-1-2 1.0/0.0	0-1-1 0.0/0.0								
6	Battle	3-3-6 1.0/1.0	0-0-0 0.0/0.0	3-2-5 0.0/0.0	0-1-1 0.0/0.0	0-0-0 1.0/1.0								
33	C. Johnson	4-2-6 1.0/1.0	0-1-1 0.0/0.0	0-1-1 1.0/1.0	2-0-0 0.0/0.0	1-1-2 0.0/0.0								
30	Baker	2-2-4 0.0/0.0	1-0-1 0.0/0.0	1-1-2 0.0/0.0	0-1-1 0.0/0.0	0-0-0 0.0/0.0								
17	Clowney	2-2-4 1.0/1.0	DNP	2-0-2 1.0/1.0	0-2-2 0.0/0.0	DNP								
97	Gordon	1-3-4 0.5/0.0	DNP	0-2-2 0.0/0.0	1-1-2 0.5/0.0	0-0-0 0.0/0.0								
90	Malone	1-2-3 1.0/1.0	DNP	1-2-3 1.0/1.0	DNP	DNP								
14	Gill	1-2-3 0.5/0.0	0-0-0 0.0/0.0	1-0-1 0.0/0.0	0-2-2 0.5/0.0	DNP								
60	Cunningham	0-3-3 0.0/0.0	0-0-0 0.0/0.0	0-2-2 0.0/0.0	0-1-1 0.0/0.0	0-0-0 0.0/0.0								
2	Jordan	1-2-3 0.0/0.0	1-0-1 0.0/0.0	0-0-0 0.0/0.0	0-2-2 0.0/0.0	0-0-0 0.0/0.0								
3	Bullock	2-0-0 0.0/0.0	1-0-1 0.0/0.0	0-0-0 0.0/0.0	1-0-0 0.0/0.0	0-0-0 0.0/0.0								
1	Springer	1-1-2 0.0/0.0	1-1-2 0.0/0.0	DNP	DNP	DNP								
23	Ja. Hawkins	1-0-1 0.0/0.0	DNP	1-0-1 0.0/0.0	DNP	DNP								
37	Breedlove	0-1-1 0.0/0.0	0-0-0 0.0/0.0	0-1-1 0.0/0.0	DNP	DNP								
16	Daniels	0-1-1 0.0/0.0	DNP	0-1-1 0.0/0.0	DNP	0-0-0 0.0/0.0								
85	Richardson	0-1-1 0.0/0.0	0-0-0 0.0/0.0	0-1-1 0.0/0.0	DNP	0-0-0 0.0/0.0								
43	Costa	1-0-1 0.0/0.0	1-0-1 0.0/0.0	0-0-0 0.0/0.0	0-0-0 0.0/0.0	0-0-0 0.0/0.0								
	TOTAL	152-190-342 28.0/12.0	7.0/2.0 7.0/2.0	37-52-89 11.0/5.0	29-50-79 4.0/2.0	38-56-94 6.0/3.0								
	OPP	176-136-312 22.0/8.0	45-22-67 4.0/2.0	43-38-83 3.0/2.0	52-38-90 8.0/2.0	34-28-72 7.0/2.0								

INDIVIDUAL GAME-BY-GAME STATISTICS

Total Offense		LOU	APSU	TU	ALA	ARK	TEN	LSU	AUB	LIB	TAMU	VAN	MSU
Yards	UM	569	630	707	291								
	Opp	355	374	305	451								
Total Plays	UM	73	82	94	63								
	Opp	77	82	56	77								
Avg/Play	UM	7.87	7.7	7.5	4.6								
	Opp	4.6	4.6	5.4	5.9								
Rushing Yards	UM	188	336	372	78								
	Opp	155	114	139	210								
Carries	UM	41	43	61	34								
	Opp	39	38	38	50								
TDs	UM	4	1	6	2								
	Opp	2	1	1	4								
Passing Yards	UM	381	294	335	213								
	Opp	200	260	166	241								
Attempts	UM	32	39	33	29								
	Opp	38	44	18	27								
Completions	UM	22	24	23	21								
	Opp	23	24	10	21								
Comp. %	UM	68.8%	61.5%	69.7%	77.8%								
	Opp	60.5%	54.5%	55.6%	72.4%								
TDs	UM	1	5	3	1								
	Opp	1	1	2	2								
Intercepted	UM	0	0	0	0								
	Opp	1	0	0	1								
First Downs	UM	31	29	41	18								
	Opp	22	26	14	27								
Rushing	UM	13	19	22	7								
	Opp	8	8	7	11								
Passing	UM	16	10	14	8								
	Opp	11	11	6	14								
Penalty	UM	2	0	5	3								
	Opp	3	7	1	2								
Time of Possession	UM	24:08	29:39	32:07	22:01								
	Opp	35:52	30:21	27:53	37:59								
Third Down	UM	2-9	5-14	9-19	5-14								
	Opp	6-15	7-19	1-11	6-13								
Fourth Down	UM	3-3	4-6	5-5	2-5								
	Opp	3-5	1-5	1-1	3-4								
Punting	UM	2-80	2-98	3-161	2-103								
	Opp	3-133	4-167	8-366	1-37								
Fumbles-Lost	UM	0-0	1-1	1-1	1-1								
	Opp	1-1	4-2	2-1	0-0								
Penalties	UM	14-125	12-130	9-65	8-60								
	Opp	9-74	3-15	11-109	5-52								
Punt Returns	UM	0-0	1-1	0-0	0-0								
	Opp	1-1	0-0	1-4	1-2								
Kickoff Returns	UM	1-11	2-49	0-0	2-37								
	Opp	8-179	6-97	8-203	2-40								
Sacks By-Yards	UM	2-5	5-17	2-5	3-11								
	Opp	2-13	2-13	2-21	2-13								

STARTING LINEUPS

[illegible]

SCORING DRIVES

vs. Louisville (in Atlanta)					
Started at	Plays	Yards	Time	Result	
Ole Miss 6	11	94	3:06	TD	
Ole Miss 26	7	44	3:46	FG	
Ole Miss 7	9	93	2:30	TD	
Louisville 35	3	35	0:55	TD	
Ole Miss 25	7	70	0:44	FG	
Ole Miss 25	13	55	4:13	FG	
Ole Miss 25	7	75	2:47	TD	
Ole Miss 40	6	60	1:47	TD	

vs. Austin Peay					
Started at	Plays	Yards	Time	Result	
Ole Miss 20	10	80	2:38	TD	
Ole Miss 34	7	66	2:01	TD	
Ole Miss 43	4	57	1:03	TD	
Austin Peay 28	6	28	1:39	TD	
Ole Miss 25	4	75	1:14	TD	
Austin Peay 46	8	46	4:06	TD	
Ole Miss 20	12	72	5:42	FG	

vs. Tulane					
Started at	Plays	Yards	Time	Result	
Ole Miss 25	11	75	3:33	TD	
Ole Miss 18	12	82	3:16	TD	
Ole Miss 30	10	70	3:40	TD	
Ole Miss 20	8	80	2:32	TD	
50 Yard Line	1	50	0:07	TD	
Ole Miss 39	9	61	3:30	TD	
Ole Miss 49	5	51	1:22	TD	
Tulane 37	2	37	0:26	TD	
Ole Miss 25	4	75	0:51	TD	

at Alabama					
Started at	Plays	Yards	Time	Result	
Ole Miss 25	10	75	4:07	TD	
Ole Miss 30	7	70	2:00	TD	
50 Yard Line	9	50	1:54	TD	

CHARTING THE BIG PLAYS

— PASSING —						
Player	10-19	20-29	30-39	40-49	50+	Total
Corral	31	10	3	4	1	49
TOTAL	31	10	3	4	1	49

— RUSHING —						
Player	10-19	20-29	30-39	40-49	50+	Total
Corral	7	0	0	1	0	8
Ealy	4	3	0	0	0	7
Parrish Jr.	6	1	0	0	0	7
Conner	5	0	0	0	0	5
Plumlee	3	0	1	0	0	4
Bullock	3	0	0	0	0	3
Pearson	1	0	0	0	0	1
Dent	0	1	0	0	0	1
Altmyer	1	0	0	0	0	1
Drummond	1	0	0	0	0	1
TOTAL	31	5	1	1	0	38

— RECEIVING —						
Player	10-19	20-29	30-39	40-49	50+	Total
Drummond	8	5	1	1	0	15
Mingo	7	1	2	1	1	12
Sanders	5	1	0	1	0	7
Ealy	4	1	0	0	0	5
Parrish Jr.	2	1	0	0	0	3
C. Rogers	1	0	0	1	0	2
Pearson	0	1	0	0	0	1
Plumlee	1	0	0	0	0	1
Conner	2	0	0	0	0	1
J. Jackson	1	0	0	0	0	1
D. Jackson	1	0	0	0	0	1
TOTAL	32	10	3	4	1	49

IN THE RED ZONE

When the offense moves the ball inside the opponent's 20-yard line, the offense is considered to be in the "red zone," and in prime scoring position. The following chart shows how the Rebel offense performs inside the "red zone" during the 2019 season:

Game	Chances	TD	FG	TO	Downs	Missed FG	Half
Louisville	8	5	2	0	0	0	1
Austin Peay	7	4	1	1	1	0	0
Tulane	8	7	0	0	0	0	1
Alabama	4	3	0	0	1	0	0
Arkansas							
Tennessee							
LSU							
Auburn							
Liberty							
Texas A&M							
Vanderbilt							
Mississippi State							
Totals	27	19	3	1	2	0	2
Opp. Totals	15	11	2	1	0	1	0

Ole Miss Scoring Percentage: 81.5% (22 of 27)
Opponents Scoring Percentage: 86.7% (13 of 15)

Ole Miss Points Scored: 139
Opponents Points Scored: 34

GAME ONE #25 OLE MISS 43, LOUISVILLE 24

Sept. 6, 2021

Attendance: 30,709 • Mercedes-Benz Stadium • Atlanta, Ga.

ATLANTA — The Rebels dominated on offense, defense and special teams en route to a season opening 43-24 victory over Louisville in the 2021 Chick-fil-A Kickoff Game on Labor Day.

Matt Corral once again put up big numbers through the air, going 22-for-32 for 381 yards and a touchdown pass to Dontario Drummond, who had 177 yards on nine catches. Corral also added 55 yards and a score while Snoop Conner rushed for 60 yards and two scores to lead the team. Defensively, Otis Reese, AJ Finley, Tysheem Johnson and Ashanti Cistrunk each recorded eight tackles while the unit combined for seven tackles for loss and two turnovers.

It was all Ole Miss early, as the Rebels wasted little time getting on the scoreboard first, going 95 yards in 11 plays and capping it all off with a Jerriion Ealy goal line touchdown. Two drives later, true freshman Caden Costa delivered on his first career attempt to give his team a 9-0 lead with 2:25 left in the first quarter.

Corral found the end zone for the first time in 2021, utilizing his legs on a six-yard touchdown run to give Ole Miss a 16-0 lead for the third score of their first four possessions. Defensively, the Rebels continued their hot first half start, as Deantre Prince intercepted Cunningham over the middle. Three plays later, the Rebels extended their lead with a Snoop Conner goal line score. Ole Miss once again took advantage of a Louisville turnover, recovering a fumble on fourth down in the red zone and drove 77-yards in 44 seconds to kick a 22-yard field goal as the half expired. The Rebels went into the locker room with a dominant 26-0 lead.

The Cardinals responded with a 38-yard field goal to open up the third quarter, but the Rebels again drove down the field and answered with another Costa field goal. Louisville finally broke through with 1:58 left in the third quarter, fining the end zone on a four yard pass. The Rebels answered with a seven-play, 75-yard drive of their own that ended with Conner's second touchdown of the game from 11 yards out. Cunningham scored two late touchdowns on the ground, but it was too little, too late. Corral connected with Drummond for his first passing touchdown of the season, icing the 43-24 victory.

Louisville		0	0	10	14	24
Ole Miss		9	17	3	14	43
1st Quarter						OM-UL
11:55	OM	J. Ealy 1-yard run (C. Nation kick missed)				6-0
02:25	OM	C. Costa 47-yard field goal				9-0
2nd Quarter						
11:25	OM	M. Corral 6-yard run (C. Costa kick)				16-0
07:12	OM	S. Conner 1-yard run (C. Costa kick)				23-0
00:00	OM	C. Costa 22-yard field goal				26-0
3rd Quarter						
12:35	UL	J. Turner 38-yard field goal				26-3
08:22	OM	C. Costa 38-yard field goal				29-3
01:58	UL	B. Smith 4-yard pass from M. Cunningham (J. Turner kick)				29-10
4th Quarter						
14:11	OM	S. Conner 11-yard run (C. Costa kick)				36-10
08:58	UL	M. Cunningham 1-yard run (J. Turner kick)				36-17
07:11	OM	D. Drummond 6-yard pass from M. Corral (C. Costa kick)				43-17
03:58	UL	M. Cunningham 9-yard run (J. Turner kick)				43-24

Team Stats	UL	OM	Individual Leaders
First Downs	22	31	Rushing
Rushes-Yards	39-155	41-188	OM: S. Conner, 8-60 (2 TD)
Passing Yards	200	381	M. Corral, 12-55 (1 TD)
Comp.-Att.-Int.	23-38-1	22-32-0	UL: M. Cunningham, 18-79 (2 TD)
Total Plays-Yards	77-355	73-569	Passing
Fumbles-Lost	1-1	0-0	OM: M. Corral, 22-32-381 (1 TD)
Penalties-Yards	9-74	14-125	UL: M. Cunningham, 22-37-191 (1 TD)
Punt Returns-Avg.	1-1.0	0-0.0	Receiving
KO Returns-Avg.	8-22.4	1-11.0	OM: D. Drummond, 10-177 (1 TD)
Interceptions	0	1	UL: M. Ford, 4-50
Possession Time	35:52	24:04	
3rd Down Conv.	6-15	2-9	
4th Down Conv.	3-5	3-3	

GAME TWO #20 OLE MISS 54, AUSTIN PEAY 17

Sept. 11, 2021

Attendance: 47,848 • Vaught Hemingway Stadium • Oxford, Miss.

OXFORD, Miss. — In Saturday's Military Appreciation game, the No. 20 Ole Miss football team took care of business early and cruised to a 54-17 victory over Austin Peay at Vaught-Hemingway Stadium.

Matt Corral completed 21-of-33 passes for 281 yards and threw five touchdown passes. Dontario Drummond and Jonathan Mingo each caught a career-high two touchdowns each, with Drummond recording a third-straight 100-plus yard receiving game. Braylon Sanders and Snoop Conner each added a score through the air and ground, respectively.

Defensively, Ashanti Cistrunk led the Rebels with six tackles, while Sam Williams had two sacks and a 33-yard scoop-and-score in the first half.

For the second consecutive week, the Rebels scored on their opening possession. Matt Corral capped off a 10-play, 80-yard drive by rolling out and finding Dontario Drummond for the goal line score. After the offense punted, Sam Williams sacked Ellis coming off the edge, jarring the ball loose and taking it 33 yards the other way for six to put Ole Miss up 14-0.

Going into the second quarter, Corral and company marched 66 yards down the field in two minutes, connecting with Jonathan Mingo for a 15-yard touchdown strike. Shortly after, the Rebels added two more points after a punting gaff resulted in a safety. Four plays after the ensuing kickoff, Drummond scored his second touchdown catch of the night on a 49-yard toss from Corral and some dazzling footwork along the left sideline. It wouldn't take long for Sam Williams to get his second strip sack of the game, and it eventually resulted in Corral's fourth touchdown pass to Braylon Sanders. Austin Peay finally broke through late in the half, but Ole Miss held a 37-7 lead going into the locker room.

In the second half, Corral threw his fifth touchdown pass of the game to Mingo from 40 yards, Snoop Conner plunged into the end zone and Caden Costa connected on a 26-yard field goal to cap off the scoring efforts. The Governors added a field goal and a late score by CJ Evans Jr., but the Rebels had things well in their hands, advancing to 2-0 on the year at the final score of 54-17.

Austin Peay	0	7	3	7	17
Ole Miss	14	23	14	3	54
1st Quarter					OM-AP
11:55	OM	D. Drummond 1-yard pass from M. Corral (C. Costa kick)			7-0
02:25	OM	S. Williams 33-yard fumble recovery (C. Costa kick)			14-0
2nd Quarter					
11:25	OM	J. Mingo 15-yard pass from M. Corral (C. Costa kick)			21-0
07:12	OM	Ole Miss 0-yard safety			23-0
00:00	OM	D. Drummond 49-yard pass from M. Corral (C. Costa kick)			30-0
07:12	OM	B. Sanders 11-yard pass from M. Corral (C. Costa kick)			37-0
00:00	AP	B. Harley 30-yard pass from D. Ellis (M. Trujillo kick)			37-7
3rd Quarter					
12:35	OM	J. Mingo 40-yard pass from M. Corral (C. Costa kick)			44-7
08:22	AP	M. Trujillo 30-yard field goal			44-10
01:58	OM	S. Conner 3-yard run (C. Costa kick)			51-10
4th Quarter					
14:11	OM	C. Costa 26-yard field goal			54-10
08:58	AP	CJ Evans 40-yard run (M. Trujillo kick)			54-17

Team Stats	AP	OM	Individual Leaders
First Downs	26	29	Rushing
Rushes-Yards	38-114	43-336	OM: Henry Parrish Jr., 8-72
Passing Yards	260	294	John Rhys Plumlee, 4-64
Comp.-Att.-Int.	24-44-0	24-39-0	AP: CJ Evans, 7-74
Total Plays-Yards	82-374	82-630	Passing
Fumbles-Lost	4-2	1-1	OM: M. Corral, 21-33-281 (5 TD)
Penalties-Yards	3-15	12-130	AP: D. Ellis, 22-40-226 (1 TD)
Punt Returns-Avg.	0-0.0	1-1.0	Receiving
KO Returns-Avg.	6-16.2	2-24.5	OM: D. Drummond, 6-107 (2 TD)
Interceptions	0	0	J. Mingo, 7-99 (2 TD)
Possession Time	30:21	29:39	AP: D. McCray, 6-87
3rd Down Conv.	7-19	5-14	
4th Down Conv.	1-5	4-6	

GAME THREE #16 OLE MISS 61, TULANE 21

Sept. 18, 2021
Attendance: 54,198 • Vaught-Hemingway Stadium • Oxford, Miss.

OXFORD, Miss. — A near two hour weather delay couldn't stop Matt Corral and the No. 16 Ole Miss football team from lighting up the scoreboard on Saturday.

The Rebels tied the SEC record with 41 first downs, while Corral accounted for seven scores, tying a school record. Corral completed 23-of-31 passes for 335 yards and rushed for four TDs. Jerrion Ealy led the Rebels on the ground with 103 yards, while Jonathan Mingo had a career high six catches for 136 yards and a score through the air. Defensively, Chance Campbell led the Rebels with eight tackles and a sack. After giving up 226 yards of total offense in the first half, the Rebels pitched a second half shutout while the offense continued its record setting day.

Right out of the gate, the Rebels came away with touchdowns on their first two drives with ease. Henry Parrish Jr. scored the first and Corral called his own number to go up 13-0. Tulane caught a break, recovering a fumble in Ole Miss territory and cashed in with a goal line score. Ole Miss responded with another Corral rushing touchdown to close out the quarter. After a missed Tulane field goal, Ole Miss went 80 yards in eight plays, capping it off with a 12-yard pass to Dontario Drummond. The Green Wave drove back down the field and answered, scoring a touchdown. After a surprise onside kick recovered at midfield, Corral threw another touchdown pass to Jonathan Mingo on the first play of the drive to make it 33-14 Rebels. They would tack on another score following another three-and-out, with Drummond finding the end zone on an 11-yard sweep. Tulane cut the lead to 40-21 going into the locker room.

Tulane received the second half kickoff, but came off the field empty handed after a turnover on downs near midfield. Five plays later, Corral had his third rushing score of the game. On the ensuing kickoff, Kentrel Bullock knocked the ball loose and the Rebels recovered. Corral added a fourth rushing touchdown two plays later to give the Rebels a 54-21 lead, but he wasn't done racking up touchdowns. Following a punt, the Rebel signal caller found Braylon Sanders for a 45-yard touchdown pass, allowing Ole Miss to crack 60 points for the first time since 2018 against ULM. The Rebels cruised through the remainder of the contest to remain unbeaten.

Corral put up another gaudy first half, going 18-for-24 for 239 yards through the air and rushing for 40 yards while accounting for four scores total. Mingo had 136 of those yards through the air on six catches, which set a career high.

Tulane	7	14	0	0	21
Ole Miss	19	21	21	0	61
1st Quarter					OM-TU
11:27	OM	H. Parrish 19-yard run (C. Costa kick)			7-0
06:41	OM	M. Corral 9-yard run (C. Costa kick missed)			13-0
03:40	TUL	C. Carroll 1-yard run (M. Glover kick)			13-7
00:00	OM	M. Corral 15-yard run (2-point conversion failed)			19-7
2nd Quarter					
09:30	OM	D. Drummond 12-yard pass from M. Corral (C. Costa kick)			26-7
07:21	TUL	S. Wyatt 39-yard pass from M. Pratt (M. Glover kick)			26-14
07:12	OM	J. Mingo 50-yard pass from M. Corral (C. Costa kick)			33-14
11:25	OM	D. Drummond 11-yard run (C. Costa kick)			40-14
00:42	TUL	T. James 22-yard pass from M. Pratt (M. Glover kick)			40-21
3rd Quarter					
11:35	OM	M. Corral 15-yard run (C. Costa kick)			47-21
10:59	OM	M. Corral 12-yard run (C. Costa kick)			54-21
07:56	OM	B. Sanders 45-yard pass from M. Corral (C. Costa kick)			61-21

Team Stats	TUL	OM
First Downs	14	41
Rushes-Yards	38-139	61-372
Passing Yards	166	335
Comp.-Att.-Int.	10-18-0	23-33-0
Total Plays-Yards	56-305	94-707
Fumbles-Lost	2-1	1-1
Penalties-Yards	11-109	9-65
Punt Returns-Avg.	1-4.0	0-0.0
KO Returns-Avg.	8-25.4	0-0.0
Interceptions	0	0
Possession Time	27:53	32:07
3rd Down Conv.	1-11	9-18
4th Down Conv.	0-1	5-5

Individual Leaders	
Rushing	
OM:	Jerrion Ealy, 15-103
	Matt Corral, 13-68 (4 TD)
TUL:	C. Carroll, 9-40 (1 TD)
Passing	
OM:	Matt Corral, 23-31-335 (3 TD)
TUL:	M. Pratt, 10-18-166 (2 TD)
Receiving	
OM:	J. Mingo, 6-136 (1 TD)
TUL:	D. Watts 2-51

GAME FOUR #1 ALABAMA 42, #12 OLE MISS 21

Oct. 2, 2021
Attendance: 100,077 • Bryant-Denny Stadium • Tuscaloosa, Ala.

TUSCALOOSA, Ala. — The top-ranked Alabama Crimson Tide held a white-hot Ole Miss offense in check, handing the No. 12 Rebels their first loss of the season, 42-21.

Matt Corral completed 22 of 30 passes for 213 yards with a touchdown on the ground and through the air to Chase Rogers, who had a team-high 53 yards on three catches. Henry Parrish Jr. led the way on the ground with 47 yards on 11 carries. Snoop Conner also added a touchdown run. Defensively, Otis Reese led the Rebels with a career-high 11 tackles, followed by Chance Campbell's career-high 10 tackles, including 1.5 for a loss. Keidron Smith came away with the team's only turnover, recording a second-half interception.

For the first time all season, the Rebels left the field empty handed on their first possession as Alabama stuffed Jerrion Ealy on 4th-and-1 and took over on their own six-yard line. The Tide took advantage, driving 94 yards down field and finishing it with a touchdown pass from Bryce Young to John Metchie. Alabama had better field position on their next drive after snuffing out another fourth down attempt at the Ole Miss 47-yard line. Going into the second quarter, the Crimson Tide executed a fourth-down attempt of their own near the goal line, with Brian Robinson finding the end zone. After both teams traded punts, Young threw his second touchdown pass of the game to put Alabama up 21-0. It would get even worse for the Rebels as Corral's first fumble of the season led to another Robinson touchdown, giving the Tide a commanding 28-0 lead.

Things didn't get any better for the Rebels coming out of halftime as Alabama went down the field and scored once again. Ole Miss finally broke through in the third quarter with Corral calling his own number for a 10-yard touchdown run. It looked as if Alabama would tack on more points on their next drive, but an end-zone interception by Smith erased those plans. However, Robinson later added his fourth touchdown to make it a 42-7 game. Ole Miss showed no quit, driving for consecutive touchdowns. Corral hit Rogers for a 42-yard gain to eventually set up a one-yard Conner rushing score. The Rebel defense then stonewalled Robinson on fourth down of the ensuing drive, setting the stage for Rogers' first career score.

Ole Miss	0	0	7	14	21
Alabama	7	21	7	7	42
1st Quarter					UA-OM
02:20	UA	J. Metchie 16-yard pass from B. Young (W. Reichard kick)			7-0
2nd Quarter					
12:14	UA	B. Robinson Jr. 1-yard run (W. Reichard kick)			14-0
02:55	UA	C. Latu 3-yard pass from B. Young (W. Reichard kick)			21-0
00:57	UA	B. Robinson Jr. 1-yard run (W. Reichard kick)			28-0
3rd Quarter					
12:32	UA	B. Robinson Jr. 1-yard run (W. Reichard kick)			35-0
08:25	OM	M. Corral 10-yard run (C. Costa kick)			35-7
4th Quarter					
10:47	UA	B. Robinson Jr. 2-yard run (W. Reichard kick)			42-7
08:43	OM	S. Conner 1-yard run (C. Costa kick)			42-14
02:23	OM	C. Rogers 2-yard pass from M. Corral (C. Costa kick)			42-21

Team Stats	UA	OM	Individual Leaders	
First Downs	27	18	Rushing	
Rushes-Yards	50-210	34-78	OM:	Henry Parrish Jr., 11-47
Passing Yards	241	213	UA:	B. Robinson Jr., 36-171 (4 TD)
Comp.-Att.-Int.	21-27-1	21-29-0	Passing	
Total Plays-Yards	77-451	63-291	OM:	Matt Corral, 21-29-213 (1 TD)
Fumbles-Lost	0-0	1-1	UA:	B. Young, 21-27-241 (2 TD)
Penalties-Yards	5-52	8-60	Receiving	
Punt Returns-Avg.	1-2.0	0-0.0	OM:	C. Rogers, 3-53 (1 TD)
KO Returns-Avg.	2-20.0	2-18.5	UA:	J. Williams, 5-65
Interceptions	0	1		
Possession Time	37:59	22:01		
3rd Down Conv.	6-13	5-14		
4th Down Conv.	3-4	2-5		