



2021 TEXAS A&M FOOTBALL

GAME 4: vs. Arkansas -- SATURDAY, SEPT. 25, 2021

GAME TIME: 2:30 p.m. CT | SITE: AT&T Stadium - Arlington, Texas | TV: CBS

TWITTER: @AGGIEFOOTBALL

///

INSTAGRAM: @AGGIEFOOTBALL

///

FACEBOOK: /AGGIEFOOTBALL

///

#GIGEM

2021 SCHEDULE

SEP
4

KENT STATE

W, 41-10 | 7 p.m. | ESPN
Kyle Field, Bryan-College Station, Texas

SEP
11

at Colorado

W, 10-7 | 2:30 p.m. | Fox
Empower Field at Mile High, Denver, Colo.

SEP
18

NEW MEXICO

W, 34-0 | 11 a.m. | SEC Network
Kyle Field, Bryan-College Station, Texas

SEP
25

vs. ARKANSAS

2:30 p.m. | CBS
AT&T Stadium, Arlington, Texas

OCT
2

MISSISSIPPI STATE

TBA | TBA
Kyle Field, Bryan-College Station, Texas

OCT
9

ALABAMA

TBA | TBA
Kyle Field, Bryan-College Station, Texas

OCT
16

at Missouri

TBA | TBA
Memorial Stadium, Columbia, Mo.

OCT
23

SOUTH CAROLINA

TBA | TBA
Kyle Field, Bryan-College Station, Texas

NOV
6

AUBURN

TBA | TBA
Kyle Field, Bryan-College Station, Texas

NOV
13

at Ole Miss

TBA | TBA
Vaught-Hemingway Stadium, Oxford, Miss.

NOV
20

PRAIRIE VIEW A&M

TBA | TBA
Kyle Field, Bryan-College Station, Texas

NOV
27

at LSU

TBA | TBA
Tiger Stadium, Baton Rouge, La.



ARKANSAS RAZORBACKS

2021 TEAM RECORD: 3-0

2021 CONFERENCE RECORD: 0-0 (SEC)

RANKING: AP: 16 / Coaches: 18

LAST GAME: Sept. 18
Arkansas 45, Georgia Southern 10

HEAD COACH: Sam Pittman (Pittsburg St. '86)
Overall Record.....6-7 (2nd Season)
at Arkansas..... same
vs. Texas A&M 0-1



TEXAS A&M AGGIES

2021 TEAM RECORD: 3-0

2021 CONFERENCE RECORD: 0-0 (SEC)

RANKING: AP: 7 / Coaches: 5

LAST GAME: Sept. 18
No. 7 Texas A&M 34, New Mexico 0

HEAD COACH: Jimbo Fisher (Salem Univ. '90)
Overall Record..... 112-33 (12th Season)
at Texas A&M 29-10 (4th Season)
vs. Arkansas..... 3-0

WHAT TO WATCH FOR

- The Aggies will look to extend their series-best nine-game win streak against Arkansas, boasting a 9-0 record in the series since Texas A&M joined the SEC in 2012 ... The Aggies' nine-game winning streak matches Arkansas' longest win streak in the series (1958-66).
- Texas A&M will be seeking its first 4-0 start since 2016 when the Aggies opened the season with a 6-0 record.
- Texas A&M carries an 11-game winning streak into the Southwest Classic, which is the fifth-longest in school history and the longest since 1992 when coach R.C. Slocum's Aggies won 12 straight games in the regular season.
- The win streak is tied with Oklahoma for the second-longest active winning streak in FBS behind Alabama's 17-game string.
- Junior TE Jalen Wydermyer's 12 career touchdown catches are the most by a tight end at A&M, and his next TD reception will move him into the top 10 among all players in program history.
- Junior DeMarvin Leal and graduate Micheal Clemons have been a force to be reckoned with on the defensive line over the last two games, as the pair has combined to tally 4.0 tackles for loss, 2.0 sacks and five QB hurries.
- With his next point scored, senior Seth Small will become the fifth Aggie and fourth placekicker to return the 300-point plateau in career scoring ... Randy Bullock, who was inducted into the Texas A&M Athletics Hall of Fame last week, owns the school record of 365 points from 2008-11.

QUICK HITS

- The Aggies will be playing their second neutral site game of 2021, after the Aggies rallied past Colorado, 10-7, at Empower Field at Mile High in Denver on Sept. 11.
- Texas A&M has won its last six neutral site contests at four different venues dating back to the 2017 season ... The Aggies have won seven contests at AT&T Stadium in Arlington, Texas.
- A&M is the only team in FBS allowing less than 100 passing yards per game and is one of six teams that haven't allowed a passing touchdown in 2021.
- The Aggies' passing defense average of 77.3 yards per game easily leads the nation with Baylor at a distant No. 2 at 111.0 per game ... A&M is allowing just 3.0 yards per opponent pass attempt and has limited opponent passers to a 62.16 passer rating, which both lead FBS.
- After shutting out New Mexico and limiting the Lobos to just 122 yards of total offense, A&M currently boasts the nation's top passing, scoring and pass efficiency defense.
- The Aggies saw great production out of their freshmen against New Mexico, with wide receivers Demond Demas and Moose Muhammad III making not only the first catches of their young careers, but the first TD receptions as well.
- Quick starts have been a harbinger of Aggie victories in the Jimbo Fisher era ... The Aggies are 21-4 when scoring first and a perfect 20-0 when leading after the first quarter.
- A&M had one of its most impressive seasons in program history in 2020, making its first appearance in a New Year's 6 bowl game and boasting a No. 4 ranking in both the AP and Coaches polls by season's end.

2021 SCHEDULE BREAKDOWN

	KENT STATE Sept. 4 7 p.m. Kyle Field, Bryan-College Station, Texas W, 41-10 TV: ESPN	The Aggies racked up 595 yards of total offense in their fourth-straight season-opening victory ... I.Spiller and D. Achane each tallied over 100 yards on the ground, while A. Smith added 100 receiving yards ... A. Hansford led the defense with 8 tackles, while the team tallied 5.0 sacks.
	at Colorado Sept. 11 2:30 p.m. Empower Field at Mile High, Denver, Colo. W, 10-7 TV: Fox	A&M picked up its first road win over Colorado since the 1997 season as the defense put on a stellar performance in the second half to keep the Aggies in it ... A&M allowed just 54 yards of offense in the half ... A. Johnson led the way with a career-high 9 tackles ... I. Spiller and Z. Calzada connected late in the end zone to decide the game.
	NEW MEXICO Sept. 18 11 a.m. Kyle Field, Bryan-College Station, Texas TV: SEC Network	The Aggies posted their first shutout since 2016 as the defense allowed just 2.1 yards per play, tallying 11.0 TFL and 4.0 sacks ... Z. Calzada completed passes to seven different players, including a 70-yard bomb to D. Demas, who led all receivers with 100 yards on two catches.
	vs. Arkansas Sept. 25 TBA AT&T Stadium, Arlington, Texas TV: TBA	A&M and Arkansas were founding members of the Southwest Conference in 1914 ... The two teams played annually from 1927-1991 until Arkansas joined the Southeastern Conference after the 1991 football season ... In games at AT&T Stadium, the Aggies hold a 6-3 advantage over the Razorbacks with six straight wins at the home of the Dallas Cowboys.
	MISSISSIPPI STATE Oct. 2 TBA Kyle Field, Bryan-College Station, Texas TV: TBA	Series Record: Series tied 7-7
	ALABAMA Oct. 9 TBA Kyle Field, Bryan-College Station, Texas TV: TBA	Series Record: Alabama leads, 11-2
	at Missouri Oct. 16 TBA Memorial Stadium, Columbia, Mo. TV: TBA	Series Record: A&M leads, 8-7
	SOUTH CAROLINA Oct. 23 TBA Kyle Field, Bryan-College Station, Texas TV: TBA	Series Record: A&M leads, 7-0
	AUBURN Nov. 6 TBA Kyle Field, Bryan-College Station, Texas TV: TBA	Series Record: A&M leads, 6-5
	at Ole Miss Nov. 13 TBA Vaughn-Hemingway Stadium, Oxford, Miss. TV: TBA	Series Record: A&M leads, 9-3
	PRAIRIE VIEW A&M Nov. 20 TBA Kyle Field, Bryan-College Station, Texas TV: TBA	Series Record: A&M leads, 1-0
	at LSU Nov. 27 TBA Tiger Stadium, Baton Rouge, La. TV: TBA	Series Record: LSU leads, 34-22-3



SETTING THE SCENE:

TEXAS A&M VS. ARKANSAS
KICKOFF: 2:30 p.m. CT

SITE: AT&T Stadium (capacity: 80,000)
Arlington, Texas

RANKINGS:
Texas A&M: 7 (AP) | 5 (Coaches)
Arkansas: 16 (AP) | 18 (Coaches)

TELEVISION:
CBS (National)
Brad Nessler, play-by-play
Gary Danielson, analyst
Jamie Erdahl, sideline

RADIO:
Sirius: 136 **XM:** 191 **Internet:** 962

Texas A&M Radio Network (Regional)

The Texas A&M Radio Network provides coverage via nearly 60 stations across the state of Texas. For a complete list of affiliates, please go to 12thMan.com.

Andrew Monaco, play-by-play
Dave Elmendorf, analyst
Will Johnson, sideline

Texas A&M Spanish Network (Regional)

Texas A&M's Spanish broadcast can be heard on KLAT 1010 AM in Houston and locally on KNDE-3 102.7 FM.

Michel Gonzalez, play-by-play
Pedro Luna, play-by-play/analyst
Alejandra Dorbecker, analyst

SERIES vs. ARKANSAS

Arkansas leads 41-33-3 (last five meetings)

10/31/20	College Station	W, 42-31
9/29/19	Arlington	W, 31-27 (ot)
9/29/18	Arlington	W, 24-17
9/23/17	Arlington	W, 50-43 (ot)
9/24/16	Arlington	W, 45-24 (ot)



BRYAN-COLLEGE STATION IS THE HOME OF TEXAS A&M ...

On August 20, 2020 the Texas A&M Board of Regents voted and approved the use of "Bryan-College Station" as the home of Texas A&M University. "Bryan-College Station" should be used to reference all sporting events, academic events, press releases, marketing collateral, letterhead, and other representations of Texas A&M University and The Texas A&M University System where a specific postal address is not required.

Aggieland has grown beyond the boundaries of any one municipality. College Station is known as the "Home of Texas A&M University", but the City of College Station and the City of Bryan have had an entwined history since the City of College Station was incorporated in 1938. Bryan and Texas A&M University's historical ties go back to 1871, when Bryan was incorporated and the Texas Legislature established the Agricultural and Mechanical College of Texas.

The former Bryan Air Force Base was operated as the Texas A&M University Research and Extension Center for a quarter of a century before being designated as the Texas A&M University Riverside Campus in 1988, and the Texas A&M University Riverside Campus grew into the Texas A&M University Research Annex before transforming into the RELLIS Campus in 2016. The RELLIS Campus is home to Texas A&M University System entities including ten regional universities, the Texas A&M Engineering Extension Service (TEEX), the Texas A&M Engineering Experiment Station (TEES) and the Texas A&M Transportation Institute (TTI). In 2007, the City of Bryan gifted more than 200 acres to the Texas A&M University Health Science Center.

Recognizing that over the past decade, Texas A&M University and the Texas A&M University System have expanded into the City of Bryan with seven Texas A&M University System colleges, ten Texas A&M University System universities and multiple Texas A&M University System state agencies on more than 2,200 acres with more than \$1 billion in investment, the Board of Regents voted to recognize the long history and partnership between the City of Bryan, the City of College Station and both Texas A&M University and The Texas A&M University System.

A&M RECORD WATCH

CAREER RUSHING YARDS

14	Leeland McElroy (1993-95)	2,442
15	Bob Smith (1949-51)	2,415
16	Isaiah Spiller (2019-p)	2,232
17	Jorvorskie Lane (2005-08)	2,193

CAREER RUSHES

20	Tra Carson (2013-15)	428
21	Reggie McNeal (QB) (2002-05)	411
22	David Walker (1973-77)	407
23	Isaiah Spiller (2019-p)	402
24	Stephen McGee (QB) (2005-08)	387

CAREER RECEIVING TOUCHDOWNS

7	Mike Evans (2012-13)	17
8	Malcome Kennedy (2011-14)	15
9	Toney Harrison (1990-93)	14
10	Albert Connell (1995-96)	13
11	Jalen Wydermyer (2019-p)	12
	Chad Schroeder (2003-06)	12
13	Ainias Smith (2019-p)	11
	Quartney Davis (2017-19)	11
	Bethel Johnson (1999-02)	11
	Jeff Nelson (1982-85)	11
	Don Jones (1980-83)	11

CAREER PASS BREAKUPS

5	Byron Jones (2001-04)	32
	Kevin Smith (1988-92)	32
7	Terrence Frederick (2008-11)	30
8	Dustin Harris (2009-12)	29
	Sammy Davis (1999-02)	29
10	Myles Jones (2017-p)	28
	Ray Mickens (1992-95)	28

CAREER FIELD GOALS MADE

1	Randy Bullock (2008-11)	63-80
2	Kyle Bryant (1994-97)	60-85
3	Todd Pegram (2002-05)	56-75
	Tony Franklin (1975-78)	56-101
5	Seth Small (2018-p)	54-70
6	David Hardy (1979-82)	43-63

CAREER PAT MADE

1	Randy Bullock (2008-11)	176-179
2	Kyle Bryant (1994-97)	145-152
3	Todd Pegram (2002-05)	141-150
4	Terry Venetoulis (1990-93)	139-144
5	Seth Small (2018-p)	137-138

CAREER SCORING

		TD	PAT	FG	TP
1	Randy Bullock (08-11)	0	176	63	365
2	Kyle Bryant (94-97)	0	145	60	325
3	Todd Pegram (02-05)	0	141	56	309
4	Jorvorskie Lane (05-08)	50	2	0	302
5	Tony Franklin (75-78)	0	123	56	291
6	Seth Small (18-p)	0	137	54	299

MILESTONES TO WATCH FOR

- Junior RB Isaiah Spiller needs 183 rushing yards to move into the top 15 on A&M's all-time career list ... He is six touchdowns away from breaking into the top 16 on the Aggies' all-time career rushing TDs chart.
- Junior TE Jalen Wydermyer needs one touchdown reception to move into the top 10 on A&M's career receiving TD's list ... Wydermyer's 12 career touchdown grabs are already a school record among tight ends.
- Junior WR Ainias Smith needs 53 receiving yards to hit the 1,000-yard plateau and is 26 all-purpose yards away from 2,000 for his career ... Two touchdowns will move Smith into the top 10 on A&M's all-time career receiving TDs list.
- Graduate DB Myles Jones is climbing A&M's career pass breakups list with 28 to-date, and needs just one PBU to move into a tie for eighth all-time with Dustin Harris (09-12) and Sammy Davis (99-02) ... Jones' PBU career total is also good for eighth on the SEC's all-time list.
- Senior PLK Seth Small needs one point to become the fifth Aggie and fourth placekicker to score 300-or-more points in a career.

THREE-HEADED MONSTER

- Juniors WR Ainias Smith and RB Isaiah Spiller, along with sophomore RB Devon Achane have become a reliable and unstoppable force for the Aggies ... The trio is responsible for all five of A&M's touchdowns so far this year, and combined to score 24 of A&M's 41 total touchdowns last season.
- The trio led the offense in week one with Achane and Spiller racking up 124 and 113 rushing yards, respectively, and Smith adding 100 receiving yards ... Achane and Smith also each made a pair of trips to the end zone in the victory.
- Spiller has remained as one of A&M's most consistent performers in the backfield, already rushing for over 100 yards in two of the first three games ... He scored the 20th rushing touchdown of his career against New Mexico.
- Spiller, who caught the game-winning TD against Colorado, needs 24 receiving yards to reach 500 for his career ... Only six Aggie RBs have reached the 500+ plateau in career receiving yards, most recently Trayveon Williams with 561 yards from 2016-18.
- Smith has still been utilized in the backfield, despite making the move back to receiver in the offseason ... He flexed his versatility last year as he led the Aggies with 10 total touchdowns, six through the air and four on the ground.
- Smith is already the only player in school history with 200+ career yards in rushing (366), receiving (947), punt return (404) and kick return (257) ... The rarity has only been achieved by 14 SEC players, including notables like Carnell "Cadillac" Williams of Auburn, Randall Cobb of Kentucky and Chris Rainey of Florida.
- Achane was second on the team and second among SEC freshmen RBs with 364 rushing yards on the season, scoring four times on the ground and once through the air ... His biggest performance of the year earned him Orange Bowl MVP honors after tallying 140 yards on 12 carries, making two trips to the end zone.
- Smith and Achane are the only players on the roster to have scored a rushing and receiving touchdown in the same game ... Smith did so against Arkansas and at Tennessee last season, while Achane hauled in a 52-yard pass and used a 3-yard run to return to the end zone on the very next drive at South Carolina.

WYDERMYER SETTING THE STANDARD

- Junior TE Jalen Wydermyer continues to set the bar for A&M tight ends, as his 12 career TD receptions are the most in program history by a tight end ... Against Colorado, Wydermyer became the fourth tight end all-time at A&M to tally over 1,000 receiving yards in his career.
- Wydermyer scored six touchdowns in each of his first two seasons, the second-most in a season by a tight end in program history ... He continues to chase Green Bay Packer Jace Sternberger's 10 TD receptions in 2018.
- Last year, Wydermyer was the Aggies' leader with 29 catches for first downs ... He also led the team with 14 catches for first downs on third-down plays.
- The Mackey Award finalist did the most damage in the Aggies' two games vs. top-five opponents last season, tallying a combined 13 receptions for 135 yards against No. 2 Alabama and No. 4 Florida.

GREEN ANCHORS O-LINE

- Junior OL Kenyon Green is in his third year as a starter and first as a veteran leader on a young offensive line as the Aggies look to replace four multi-year starters.
- Green, a consensus All-American and 2020 Outland Trophy Semifinalist, has made 26 consecutive starts, which stands as the most on the current roster.
- In the season opener, Green, who was named SEC Offensive Lineman of the Week for his efforts in the game, was joined by freshmen Bryce Foster and Aki Ogundibi, along with sophomore Layden Robinson and Tennessee grad transfer Jahmir Johnson, all making their first starts at A&M ... The youthful unit cleared the way for a pair of 100-yard rushers and helped A&M tally 595 yards of total offense, good for fifth in the nation through week one.
- Last season, A&M became the first school in the last 10 years to lead the SEC in sacks allowed (0.7), tackles for loss allowed (3.8) and yards per carry (5.45) in the same season.

ACHANE SHOWS HIS SPEED

- Sophomore RB Devon Achane wasted no time settling into his second season in Aggieland, picking up where he left off after last season's Orange Bowl MVP performance when he put up 140 yards on 12 carries and two scores.
- Against Kent State, Achane rushed for his second consecutive 100-yard game (127), with both games featuring a 60-plus yard sprint for a touchdown ... In the win of New Mexico Achane's success came through the air as he caught all three passes that came his way finishing the day with 45 yards and the second receiving TD of his career.
- Through 11 career games, the two-sport standout is averaging 7.8 yards per carry and has scored six touchdowns on just 64 carries ... Achane averages a rushing touchdown every 10 carries for his career.
- The talented sophomore also runs track for the Aggies, already receiving NCAA All-America selections in the 100m, 200m and 4x100m relay. In his first season, Achane clocked the 11th fastest time in A&M history in the 200m (20.31), along with a 10.22 100m.

WEEKLY AWARDS

KENYON GREEN - JR - OL

SEC Offensive Lineman of the Week (9.6)

JAYDEN PEEVY - SR - DL

SEC Defensive Lineman of the Week (9.13)

2021 SEC STANDINGS

EAST	SEC	ALL
Georgia.....	1-0.....	3-0
Kentucky.....	1-0.....	3-0
Tennessee.....	0-0.....	2-1
Vanderbilt.....	0-0.....	1-2
Florida.....	0-1.....	2-1
Missouri.....	0-1.....	2-1
South Carolina.....	0-1.....	2-1
WEST	SEC	ALL
Alabama.....	1-0.....	3-0
Arkansas.....	0-0.....	3-0
Auburn.....	0-0.....	2-1
LSU.....	0-0.....	2-1
Mississippi State.....	0-0.....	2-1
Ole Miss.....	0-0.....	3-0
TEXAS A&M	0-0	3-0

A&M IN THE POLLS

	AP	COACHES
Preseason.....	6	6
Week 1.....	5	5
Week 2.....	7.....	5
Week 3.....	7.....	5
Week 4.....		
Week 5.....		
Week 6.....		
Week 7.....		
Week 8.....		
Week 9 (bye).....		
Week 10.....		
Week 11.....		
Week 12.....		
Week 13.....		

SWISS ARMY KNIFE

- Junior WR Ainas Smith has been called a “Swiss Army Knife” by head coach Jimbo Fisher because of his do-it-all ability on the field ... He’s already the only player in Texas A&M history to gain 250+ yards as a receiver, rusher, punt returner and kickoff returner.
- Smith is one of 10 players in SEC history to reach the 250-yard plateau in receiving, rushing and punt and kick return yards ... Smith is one of three SEC players to have accomplished the feat in the past decade.
- Smith is 53 receiving yards shy of becoming the third player in SEC history to gain 1,000 receiving yards while also gaining 250+ yards as a rusher and returner (punt and kickoff) ... The others are Kentucky’s Randall Cobb (2008-10) and LSU’s Skyler Green (2002-05).
- In the season opener against Kent State, Smith scored a pair of receiving touchdowns while chipping in 127 all-purpose yards (100 receiving, 16 rushing, 11 punt return).

NO FLY ZONE

- The Aggie defense boasts the top passing defense and scoring defense in the nation, allowing just 77.3 yards per game through the air and 5.7 points per game through three victories this season.
- The defense stepped up big in the second half at Colorado, allowing just 54 yards of total offense, including only 23 yards through the air, to keep A&M in position to win ... The unit did not allow the Buffaloes to convert a third down in the half and gave up just four first downs the entire game.
- A&M ranks fourth nationally in red zone defense and sits at No. 9 in total defense (239.3).
- The Maroon & White also lead the country in team passing efficiency defense.
- Senior DL Jayden Peevy, who was named SEC Defensive Lineman of the Week for his efforts against Colorado, is tied for third in the SEC with senior DB Leon O’Neal Jr. in passes defended as each Aggie has disrupted four passes through three games.

LEAL LOOKS TO LEAD DEFENSE

- Junior DL DeMarvin Leal has gained the reputation as one of the country’s most disruptive defenders after an impressive 2020 campaign.
- Leal tallied five tackles in two of A&M’s first three games and set a new career high with 1.5 sacks against New Mexico ... He has had at least 1.0 tackle for loss in each game this season.
- Leal earned a number of preseason All-America first team and national watch list accolades entering the season after leading the Aggies in QB hurries (8) and finishing top-five on the team in tackles (37) a season ago.
- Leal is one of three returning starters on the defensive line and was a key contributor on one of the nation’s best defenses last season, as the Aggies boasted the No. 2 rush defense in the country and finished the year at No. 9 in total defense.
- Against No. 4 Florida, Leal recovered a fumble late in the fourth quarter that set up A&M’s game-winning drive and sparked the team’s eight-game win streak to close out the season.

HANSFORD’S JOURNEY TO STARTER

- Graduate LB Aaron Hansford started all nine games he played in last season and finished the year second on the team with 49 tackles, sitting only behind fellow linebacker and current Pittsburgh Steeler Buddy Johnson.
- Hansford was originally recruited to A&M as member of the receiving corps and made the transition to the defensive side of the ball as a junior after battling a pair of season-ending injuries in 2016 and 2018.
- For the second straight season Hansford led the charge on defense in the season opener as his eight takedowns against Kent State were a squad-best ... To start the 2020 season, Hansford set a new career mark with 11 tackles in the win over Vanderbilt.
- Hansford played in 13 games as a junior, making his first start at then-No. 1 LSU ... He made some of his biggest plays against big opponents, recording his first career sack against No. 1 Alabama for a 10-yard loss and had another for an 8-yard loss at No. 4 Georgia.

THE ELKO EFFECT

- After not finishing in the top 50 nationally in total defense for more than a decade, Mike Elko’s arrival in Aggieland as defensive coordinator in 2018 has coincided with consistent top-35 finishes, including a top-10 ranking in the 2020 final FBS total defense standings.
- Elko has produced top-50 defenses in each of the last nine years with multiple programs (Texas A&M, Notre Dame, Wake Forest, Bowling Green).
- The Aggies led the SEC in 2020 in total defense at 317.3 yards/game ... They finished the year second in the SEC in rushing defense (92.0) and pass defense (225.3), and third in scoring defense (21.7).
- For the first time since joining the SEC in 2012, Texas A&M finished better than No. 9 in all four defensive categories (total, rush, pass, score).
- Another way the Aggies have improved under Elko and with the style of play by head coach Jimbo Fisher is the dramatic drop in number of snaps faced per game by the defense ... Texas A&M’s defense was facing just 58.7 snaps/game in 2020, which is similar to the numbers from 2018 (60.4) and 2019 (64.8) ... Prior to Elko’s arrival in 2018, the Aggies faced 72.5 snaps in 2017 and a whopping 79.6 in 2016.

FIVE-YEAR AGGIE DEFENSE SNAPSHOT

Category	2016	2017	Elko Era (2018-present)		
			2018	2019	2020
Total Defense	441.8	408.5	348.4	340.2	317.3
National Rank	No. 90	No. 78	No. 32	No. 29	No. 9
Rushing Defense	191.8	170.9	95.2	130.7	92.00
National Rank	No. 80	No. 71	No. 3	No. 30	No. 2
Yards per Rush	4.4	4.2	3.2	4.1	3.3
National Rank	No. 63	No. 55	No. 8	No. 57	No. 12
Scoring Defense	24.5	30.7	25.3	22.5	21.7
National Rank	No. 39	No. 87	No. 47	No. 36	No. 28
1st Downs Allowed	23.5	19.7	17.0	19.2	17.5
National Rank	No. 107	No. 56	No. 16	No. 40	No. 12

TOP DEFENSE RETURNS

- Texas A&M returns nine starters on defense, including 12 of the team's top 15 tacklers from the 2020 season, when the unit finished the year ranked No. 9 in the nation and led the SEC in total defense (317.3 yds/g).
- The Aggies boasted the No. 2 rushing defense in the country in 2020, allowing just 92.0 rushing yards per game on the year and limited the opposition to 50-or-fewer yards on the ground on four occasions.
- Texas A&M allowed just 56 first downs via the rush, which led the SEC and ranked fifth nationally among teams that played more than six games ... The Aggies only allowed their opponent a 20-yard rushing play eight times.
- The defense allowed just 29 rushes of 10+ yards, which ranked No. 2 in the SEC behind Georgia ... Only Texas A&M and Georgia gave up 30-or-fewer 10-yard runs in 2020.
- The Aggies also ranked as the second-best pass defense (225.3) in the league and finished the year at No.3 among SEC teams in scoring defense (21.7).
- For the first time since joining the SEC in 2012, Texas A&M finished better than No. 9 in all four defensive categories (total, rush, pass, score).

A WINNER

- Head coach Jimbo Fisher, one of five active head coaches to win the national championship and ranks as the fourth-winningest active head coach in the Power 5.
- Coach Fisher and the Aggies are in the midst of A&M's longest winning streak since 1992, when A&M won 12 straight games ... The Aggies closed out the 2020 season on an eight-game win streak and are out to a 3-0 start in 2021.

WINNINGEST P5 HEAD COACHES (BY PCT.)

(Minimum 6 seasons)

RK	HEAD COACH	YR.	REC.	PCT.
1.	Dabo Swinney, Clemson	14th	142-34-0	.807
2.	Nick Saban, Alabama	26th	259-65-1	.798
3.	Kirby Smart, Georgia	6th	55-14	.797
4.	JIMBO FISHER, TEXAS A&M	12th	112-33	.772
5.	Brian Kelly, Notre Dame	32nd	255-95-2	.727

TEXAS A&M FOOTBALL LONGEST WINNING STREAKS

20	1938, 1939, 1940 (Coach Homer Norton)
14	1956, 1957 (Coach Paul "Bear" Bryant)
13	1918, 1919, 1920 (Coach D.V. Graves and Coach D.X. Bible)
13	1917, 1918 (Coach D.X. Bible and Coach D.V. Graves)
12	1992 (Coach R.C. Slocum)
11	2020-2021 (Coach Jimbo Fisher)
10	1998 (Coach R.C. Slocum)
10	1976, 1977 (Coach Emory Bellard)
10	1975 (Coach Emory Bellard)
10	1909-1910 (Coach Charley Moran)

AGGIE GRADS

- Eight Aggies on the 2021 roster have already earned their degree.
- At the recent August graduation ceremonies Aaron Hansford and Hezekiah Jones walked across the stage.
- In May 2021, Myles Jones, Galen Gallagher, Reinard Britz and Daniel Bushland all earned their A&M degrees.
- Keldrick Carper became an A&M graduate in May of 2020, and Micheal Clemons earned his degree in August of 2019.

THE 12TH MAN

- Junior DS Connor Choate was named the 12th Man by head coach Jimbo Fisher on August 28, 2021.
- Choate has served as the team's primary deep snapper in each of his two seasons in Aggieland ... He earned the team's Special Teams Newcomer of the Year award in 2019 and the Special Teams Most Valuable Player award in 2020.
- Texas A&M's famous 12th Man tradition dates back to 1922 when student E. King Gill came out of the stands in the Dixie Classic in Dallas at the request of legendary head coach Dana X. Bible because of injuries to his football team ... Gill never entered the game but "stood ready" in the Aggies' 22-14 win over the powerhouse Centre College Praying Colonels.
- In honor of the tradition, the Texas A&M student body "stands ready" to show their support of their team on the field.
- The 12th Man Kickoff Team tradition was started in 1983 by then-head coach Jackie Sherrill after being inspired by watching students build the famous Aggie Bonfire. "I knew that I could find, out of 40-some-odd thousand students, 11 guys that would cover kickoffs, but have no regard for their body and be tough as nails," Sherrill said. (Source: MyAggieNation.com) Beginning in 1991, a single 12th Man was chosen to represent the study body on the kickoff unit.

12TH MAN STARTS


NAME	GAMES	SEASONS
Sam Moeller	39	2012-15
Cullen Gillaspia	39	2016-18
Nick Lamantia	30	2006-08
John Ray	23	2004-05
Braden White	22	2016-20
C.J. Jones	21	2010-12
Eric Stanford	17	1999-01

FAMILY TIES

FATHER / SON



G Guerrieri
Longtime Texas A&M soccer head coach




Alan Guerrieri
RS sophomore P/K



Bruce Matthews
NFL Hall of Famer



Moose Muhammad
Freshman WR



Muhsin Muhammad
11-year NFL career
2004 NFL All Pro



Devin Price
Sophomore WR



Terry Price
Letterman 1986-89
Chicago Bears 1990



Isaiah Spiller
Starting RB



Fred Spiller
Letterman 2000



Luke Matthews
Junior Center

BROTHERS




Kevin Matthews
Letterman 2006-09
3-year NFL career



Mike Matthews
Letterman 2012-15



Jake Matthews
Letterman 2010-13
Atlanta starting OT



Mike Matthews
Letterman 2012-15



JIMBO FISHER

TEXAS A&M HEAD FOOTBALL COACH

Years at TAMU:	4th (hired Dec. 4, 2017)
Coaching Record:	29-10 at Texas A&M / 112-33 overall (12th season)
Birthdate:	Oct. 9, 1965
Hometown:	Clarksburg, W.V.
Wife:	Courtney
Children:	Trey, Ethan and Keller (stepson)
High School:	Liberty High School, Clarksburg, W.V.
College:	Salem College, 1990

- Jimbo Fisher is one of five active coaches to have won a National Championship.
- Fisher was hired at Texas A&M on Dec. 4, 2017 after eight successful seasons at Florida State, which included the 2013 BCS National Championship.
- In his eight seasons in Tallahassee, Fisher established himself as one of the elite coaches in college football. He led the Seminoles to an 83-23 record, winning three Atlantic Coast Conference championships, four Atlantic Division titles and five bowl games.
- Fifteen of Fisher's student-athletes have earned consensus All-America honors with quarterback Jameis Winston winning the Heisman Trophy in 2013.
- Fisher has seen 144 of his student-athletes graduate, and NFL teams drafted 64 of his players, including 22 first- or second-round selections.
- The Seminoles set a modern-day NFL draft record with 29 players selected over a three-year period (2013-15), and Fisher had a first-round NFL draft choice every year he was head coach at FSU.
- The 2013 Rawlings College Football Coach of the Year, Fisher has twice been a finalist for the Eddie Robinson Coach of the Year Award (2013, 2014) and was a finalist for the Paul "Bear" Bryant Coach of the Year Award in 2014.
- Fisher has been active in the community through his foundation, Kidz1stFund. The non-profit was founded in 2011 to raise awareness and funds to find a cure for Fanconi anemia, a rare blood disorder that affects thousands, including Fisher's youngest son, Ethan.
- Fisher's oldest son, Trey, is a freshman quarterback at UT-Martin.
- Fisher played quarterback at Salem College for Terry Bowden for three seasons and followed Bowden to Samford for his final season. Fisher became NCAA Division III's national player of the year in 1987 and earned induction into Samford's Hall of Fame.



THE FISHER RECORD

2010

FLORIDA STATE

(10-4 • 6-2 ACC/1st in Atlantic)

SEPTEMBER

4	W	59-6	Samford
11	L	17-47	* at #10 Oklahoma
18	W	34-10	BYU
25	W	31-0	* Wake Forest

OCTOBER

2	W	34-10	* at Virginia
9	W	45-17	* at #13 Miami (Fla.)
16	W	24-19	* Boston College
28	L	24-28	* at North Carolina State

NOVEMBER

6	L	35-37	* North Carolina
13	W	16-13	* Clemson
20	W	30-16	* at Maryland
27	W	31-7	* Florida

DECEMBER

4	L	33-44	vs. #12 Virginia Tech
ACC Championship Game - Charlotte, N.C.			
31	W	26-17	vs. #19 South Carolina
Chick-fil-A Bowl - Atlanta, Ga.			

2011

FLORIDA STATE

(9-4 • 5-3 ACC/2nd in Atlantic)

SEPTEMBER

3	W	34-0	Louisiana-Monroe
10	W	62-10	Charleston Southern
17	L	13-23	#1 Oklahoma
24	L	30-35	* at #21 Clemson

OCTOBER

8	L	30-35	* at Wake Forest
15	W	41-16	* at Duke
22	W	41-16	* Maryland
29	W	34-0	* North Carolina State

NOVEMBER

3	W	38-7	* at Boston College
12	W	23-19	* at Miami (Fla.)
19	L	13-14	* Virginia
26	W	21-7	at Florida

DECEMBER

29	W	18-14	vs. Notre Dame
Champs Sports Bowl - Orlando, Fla.			

2012

FLORIDA STATE

(12-2 • 7-1 ACC/1st in Atlantic • ACC Champions)

SEPTEMBER

1	W	69-3	Murray State
8	W	55-0	Savannah State
15	W	52-0	* Wake Forest
22	W	49-37	* #10 Clemson
29	W	30-17	at South Florida

OCTOBER

6	L	16-17	* at North Carolina State
13	W	51-7	* Boston College
20	W	33-20	* at Miami (Fla.)
27	W	48-7	* Duke

NOVEMBER

8	W	28-22	* at Virginia Tech
17	W	41-14	* at Maryland
24	L	26-37	at #6 Florida

DECEMBER

1	W	21-15	vs. Georgia Tech
ACC Championship Game - Charlotte, N.C.			

JANUARY

1	W	30-10	vs. #16 Northern Illinois
Orange Bowl - Miami, Fla.			

2013

FLORIDA STATE

(14-0 • 8-0 ACC/1st in West)

ACC Champions • National Champions

SEPTEMBER

2	W	41-13	* at Pitt
14	W	62-7	Nevada
21	W	54-6	Bethune-Cookman
28	W	48-34	* at Boston College

OCTOBER

5	W	63-0	* #25 Maryland
19	W	51-14	* at #3 Clemson
26	W	49-17	* North Carolina State

NOVEMBER

2	W	41-14	* #7 Miami
9	W	59-3	* at Wake Forest
16	W	59-3	* Syracuse
23	W	80-14	Idaho
30	W	37-7	at Florida

DECEMBER

7	W	45-7	vs. #20 Duke
ACC Championship Game - Charlotte, N.C.			

JANUARY

6	W	34-31	vs. #2 Auburn
BCS National Championship Game - Pasadena, Calif.			

2014

FLORIDA STATE

(13-1 • 8-0 ACC/1st in Atlantic • ACC Champions)

AUGUST

30	W	37-31	vs. Oklahoma State
AT&T Stadium, Arlington, Texas			

SEPTEMBER

6	W	37-12	The Citadel
20	W	23-17	* #22 Clemson (OT)
27	W	56-41	* North Carolina State

OCTOBER

4	W	43-3	* Wake Forest
11	W	38-20	* Syracuse
18	W	31-27	#5 Notre Dame
30	W	42-31	* Louisville

NOVEMBER

8	W	34-20	* Virginia
15	W	30-26	* Miami (Fla.)
22	W	20-17	* Boston College
29	W	24-19	Florida

DECEMBER

6	W	37-35	vs. #12 Georgia Tech
ACC Championship Game - Charlotte, N.C.			

JANUARY

1	L	20-59	vs. #3 Oregon
Rose Bowl; CFP Semifinal - Pasadena, Calif.			

2015

FLORIDA STATE

(10-3 • 6-2 ACC/2nd in Atlantic)

SEPTEMBER

5	W	59-16	Texas State
12	W	34-14	South Florida
18	W	14-0	* at Boston College

OCTOBER

3	W	24-16	* at Wake Forest
10	W	29-24	* Miami (Fla.)
17	W	41-21	* Louisville
24	L	16-22	* at Georgia Tech
31	W	45-21	* Syracuse

NOVEMBER

7	L	13-23	* at #3 Clemson
14	W	34-17	* North Carolina State
21	W	52-13	Chattanooga
28	W	27-2	at #10 Florida

DECEMBER

31	L	24-38	vs. #14 Houston
Peach Bowl - Atlanta, Ga.			

2016

FLORIDA STATE

(10-3 • 5-3 ACC/3rd in Atlantic)

SEPTEMBER

5	W	45-34	vs. #11 Ole Miss
Camping World Stadium, Orlando, Fla.			
10	W	52-8	Charleston Southern
17	L	20-63	* at #10 Louisville
24	W	55-35	at South Florida

OCTOBER

1	L	35-37	* North Carolina
8	W	20-19	* at #10 Miami
15	W	17-6	* Wake Forest
29	L	34-37	* #3 Clemson

NOVEMBER

5	W	24-20	* at North Carolina State
11	W	45-7	* Boston College
19	W	45-14	* at Syracuse
26	W	31-13	#13 Florida

DECEMBER

30	W	33-32	vs. #6 Michigan
Orange Bowl - Miami, Fla.			

2017

FLORIDA STATE

(*7-6 • 3-5 ACC/6th in Atlantic)

SEPTEMBER

2	L	24-7	vs. #1 Alabama
Mercedes-Benz Stadium, Atlanta, Ga.			

23	L	21-27	* North Carolina State
30	W	26-19	* at Wake Forest

OCTOBER

7	L	20-24	* #13 Miami (Fla.)
14	W	17-10	* at Duke
21	L	28-31	* Louisville
27	L	3-35	* at Boston College

NOVEMBER

4	W	27-24	* Syracuse
11	L	14-31	* at #4 Clemson
18	W	77-6	Delaware State
25	W	38-22	at Florida

DECEMBER

2	*W	42-10	Louisiana-Monroe
27	*W	42-13	vs. Southern Miss

** Independence Bowl - Shreveport, La.*

** -- Jimbo Fisher resigned as the FSU head coach on Dec. 1, 2017 and did not coach the Seminoles in their final two games. His overall record does not reflect the victories.*

2018

TEXAS A&M

(9-4 • 5-3 SEC/2nd in West)

AUGUST

30	W	59-7	Northwestern State
----	---	------	--------------------

SEPTEMBER

8	L	26-28	#2 Clemson
15	W	48-10	Louisiana-Monroe
22	L	23-45	* at #1 Alabama
29	W	24-17	* vs Arkansas

AT&T Stadium, Arlington, Texas

OCTOBER

6	W	20-14	* #13 Kentucky
13	W	26-23	* at South Carolina
27	L	13-28	* at Mississippi State

NOVEMBER

3	L	24-28	* at Auburn
10	W	38-24	* Ole Miss
17	W	41-20	#25 UAB
24	W	74-72	* #8 LSU

DECEMBER

31	W	52-13	vs. NC State
Gator Bowl - Jacksonville, Fla.			

2019

TEXAS A&M

(8-5 • 4-4 SEC/4th in West)

AUGUST

29	W	41-7	Texas State
----	---	------	-------------

SEPTEMBER

7	L	10-24	at #1 Clemson
14	W	62-3	Lamar
21	L	20-28	* #8 Auburn
28	W	31-27	* vs. Arkansas

Southwest Classic - Arlington, Texas

OCTOBER

12	L	28-47	* #1 Alabama
19	W	24-17	* at Ole Miss
26	W	49-30	* Mississippi State

NOVEMBER

2	W	45-14	UTSA
16	W	30-6	* South Carolina
23	L	13-19	at #4 Georgia
30	L	7-50	* at #1 LSU

DECEMBER

27	W	24-21	vs. #25 Oklahoma State
Academy Sports & Outdoors Texas Bowl - Houston, Texas			

2020

TEXAS A&M

(9-1 • 8-1 SEC/2nd in West)

SEPTEMBER

26	W	17-12	* Vanderbilt
----	---	-------	--------------

OCTOBER

3	L	24-52	* at #2 Alabama
10	W	41-38	* #4 Florida
17	W	28-14	* at Mississippi State
31	W	42-31	* Arkansas

NOVEMBER

7	W	48-3	* at South Carolina
28	W	20-7	* LSU

DECEMBER

5	W	31-20	* at Auburn
19	W	34-13	* at Tennessee

JANUARY

2	W	41-27	vs. #13 North Carolina
Capital One Orange Bowl - Miami, Fla.			

AGGIES IN THE NFL

(As of Sept. 16)

PLAYER	POS.	NFL TEAM
Otaro Alaka+	LB	Baltimore Ravens
Bobby Brown III	DL	Los Angeles Rams
Randy Bullock	K	Tennessee Titans
Quartney Davis+	WR	Indianapolis Colts
Tyrel Dodson	LB	Buffalo Bills
Jermaine Eluemunor	OL	Las Vegas Raiders
Mike Evans	WR	Tampa Bay Buccaneers
Deshazor Everett	DB	Washington Football Team
Myles Garrett	DL	Cleveland Browns
Cullen Gillaspia	RB	New York Giants
Carson Green *	OL	Houston Texans
Jared Hocker*	OL	Los Angeles Rams
Germain Ifedi	OL	Chicago Bears
Buddy Johnson	LB	Pittsburgh Steelers
Kingsley Keke	DL	Green Bay Packers
Christian Kirk	WR	Arizona Cardinals
Josh Lambo	PLK	Jacksonville Jaguars
Justin Madubuike	DL	Baltimore Ravens
Braden Mann+	P	New York Jets
Jake Matthews	OL	Atlanta Falcons
Ryan McCollum*	OL	Houston Texans
Erik McCoy	OL	New Orleans Saints
Von Miller	LB	Denver Broncos
Kellen Mond	QB	Minnesota Vikings
Dan Moore Jr.	OL	Pittsburgh Steelers
Cedric Ogbuehi	OL	Seattle Seahawks
Josh Reynolds	WR	Tennessee Titans
Ricky Seals-Jones	TE	Washington Football Team
Jace Sternberger	TE	Green Bay Packers
Keaton Sutherland*	OL	Cincinnati Bengals
Ryan Tannehill	QB	Tennessee Titans
Armani Watts	DB	Kansas City Chiefs
Trayveon Williams*	RB	Cincinnati Bengals
Donovan Wilson	DB	Dallas Cowboys

+ - Injured Reserve

* - Practice Squad

AGGIES ON NFL COACHING STAFFS

Dennis Allen, New Orleans Saints (Defensive Coordinator)

Dan Campbell, Detroit Lions (Head Coach)

Kyle Caskey, Jacksonville Jaguars

Aaron Glenn, Detroit Lions (Defensive Coordinator)

Michael Hodges, New Orleans Saints (Linebackers)

Johnny Holland, San Francisco 49ers (Run Game Specialist/Linebackers)

Jerrod Johnson, Indianapolis Colts (Offensive Quality Control)

Klint Kubiak, Minnesota Vikings (Offensive Coordinator)

STAFF:

Monty Gibson, Cleveland Browns (Asst. Strength & Conditioning)

Larry Jackson, Cleveland Browns (Director of Strength & Conditioning)



VON MILLER
2016 Super Bowl MVP



MYLES GARRETT
Texas A&M's first
No. 1 overall
NFL Draft pick



MIKE EVANS
2020 Super Bowl Champ

TEXAS A&M QUICK FACTS

LOCATION: Bryan-College Station, Texas 77842**FOUNDED:** 1876 (First classes)**ENROLLMENT:** 71,109 (fall 2020)**PRESIDENT:** M. Katherine Banks (Florida '82)**CHANCELLOR:** John Sharp (Texas A&M '72)**FACULTY REPRESENTATIVE:**

Dr. Paul Batista (Trinity '73)

DIRECTOR OF ATHLETICS:

Ross Bjork (Emporia State '85)

ATHLETICS DEPT PHONE: (979) 845-5129**CONFERENCE:** Southeastern**AFFILIATION:** NCAA Division I**NICKNAME:** Aggies**MASCOT:** Reveille (American Collie)**COLORS:** Maroon (Pantone 505) and White

FOOTBALL QUICK FACTS

HEAD COACH:

JIMBO FISHER (Salem University '90)

Years at Texas A&M: 4th (29-10)

Years as head coach: 12th (112-33)

ASSISTANT COACHES:

DARRELL DICKEY

Offensive Coordinator/Quarterbacks (Kansas State '83)

MIKE ELKO

Defensive Coordinator/Safeties (Penn '99)

DAMEYUNE CRAIG

Wide Receivers (Auburn '02)

JAMES COLEY

Tight Ends (Florida State '97)

TOMMIE ROBINSON

Running Backs (Troy '85)

JOSH HENSON

Offensive Line (Oklahoma State '98)

TJ RUSHING

Defensive Backs (Stanford '06)

TYLER SANTUCCI

Linebackers (Stony Brook '10)

TERRY PRICE

Defensive Ends (Texas A&M '92)

ELIJAH ROBINSON

Defensive Line (Penn State '08)

JERRY SCHMIDT

Director of Athletic Performance (Nebraska '86)

KYLE FIELD QUICK FACTS

STADIUM: Kyle Field**CAPACITY:** 102,733**LARGEST CROWD:** 110,633 (vs. Ole Miss, Oct. 11, 2014)**PLAYING SURFACE:** Natural grass**FIRST YEAR OF FOOTBALL:** 1905**STADIUM BUILT:** 1927 and 1929

(Renovations complete for 2015 season)

TEAM INFORMATION


BASIC OFFENSE: Pro**BASIC DEFENSE:** Multiple**2020 OVERALL RECORD:** 9-1**2020 SEC RECORD (FINISH):** 8-1 (2nd in SEC West)**2020 BOWL:** Orange Bowl (W, 41-27 vs. North Carolina)**2020 RANKING:** No. 4 (AP) | No. 4 (Coaches)

TEXAS A&M COACHES SPEED CHART

SIDELINE



JIMBO FISHER
HEAD COACH



DAMEYUNE CRAIG
WIDE RECEIVERS



JAMES COLEY
TIGHT ENDS



TOMMIE ROBINSON
RUNNING BACKS



TJ RUSHING
DEFENSIVE BACKS



JOSH HENSON
OFFENSIVE LINE



TYLER SANTUCCI
LINEBACKERS



TERRY PRICE
DEFENSIVE ENDS



ELIJAH ROBINSON
DEFENSIVE LINE

PRESS BOX



DARRELL DICKEY
OFF. COORDINATOR/QBs



MIKE ELKO
DEF. COORDINATOR/SAFETIES



JERRY SCHMIDT
DIRECTOR OF ATHLETIC PERFORMANCE



KYLE FIELD

- Home of the Aggies since 1905. Stadium built in 1927 and the horseshoe enclosed in 1929.
- Capacity: 102,733
- Stadium record crowd is 110,633 (A&M vs. Ole Miss, 10/11/2014).
- Kyle Field is named for former A&M Dean of Agriculture Edwin Jackson Kyle, who donated a 400 x 400-foot area of the southern edge of campus that had been assigned to him for horticultural experiments. It became the home of the Aggies.
- Texas A&M finished a \$485 million redevelopment of Kyle Field in time for the 2015 season that made the Home of the 12th Man the largest football stadium in the SEC and the state of Texas.
- Prior to 2020, Texas A&M led the SEC in home attendance three of the four prior seasons and ranked No. 5 in FBS in 2017.

Texas A&M ranked No. 4 nationally in home attendance in 2019 with an average of 101,608 per game and drew more than 600,000 fans to Kyle Field for the seventh consecutive year.

KYLE FIELD RECORD CROWDS

110,633	Ole Miss (2014)	L, 35-20
106,749	Alabama (2019)	L, 47-28
106,248	Tennessee (2016)	W, 45-38 ^{20T}
105,829	LSU (2014)	L, 23-17
105,733	Alabama (2015)	L, 41-23
104,957	South Carolina (2019)	W, 30-6
104,892	Ole Miss (2016)	L, 29-28
104,794	Clemson (2018)	L, 28-26
104,756	Missouri (2014)	L, 34-27
104,728	Lamar (2014)	W, 73-3
104,625	Auburn (2015)	L, 26-10
104,455	Mississippi State (2015)	W, 30-17

KYLE FIELD RECORD SEASON AVERAGES

1.	105,122	2014	630,735 / 6 games
2.	103,622	2015	725,354 / 7 games
3.	101,917	2016	713,418 / 7 games
4.	99,844	2018	698,908 / 7 games
5.	98,802	2017	691,612 / 7 games
6.	87,183	2011	610,283 / 7 games
7.	87,125	2013	697,003 / 8 games
8.	87,014	2012	522,083 / 6 games
9.	82,711	2001	496,268 / 6 games
10.	82,477	2010	577,338 / 7 games

MEDIA SCHEDULE/INFORMATION

SUNDAY	MONDAY	TUESDAY	WEDNESDAY	THURSDAY	FRIDAY	SATURDAY
<u>No availability</u> All player interview requests for Monday's press conference must be submitted to acannon@athletics.tamu.edu by 11 a.m. on Sunday.	<u>Weekly Press Conference (Kyle Field Media Center)</u> 12 p.m.- 2 p.m.: <u>Players</u> 2 p.m.: <u>Coach Fisher</u> (Web stream available via 12thMan.com)	<u>No availability</u>	<u>SEC Teleconference</u> Coach Fisher appears from 11:30-39 a.m.	<u>No availability</u>	<u>No availability</u> 10 p.m.: <u>Midnight Yell Practice</u> Location: <u>East Exchange Steps in the Fort Worth Stockyards</u> All media requests for Midnight Yell Practice should be directed to TAMU Marketing and Communication	2:30 p.m. Texas A&M vs. Arkansas Arlington, Texas (Locker room is closed. Coaches and players will be brought to the media area for press conference.)

CREDENTIALS

Media credentials should be requested by Wednesday of the game week via www.sportssystem.com/clients/seccredentials, and approved media members are required to fill out a symptom questionnaire prior to entering the stadium. Credentials can be picked up at Media Will Call at Entry 7 (east side of Kyle Field, near the northeast activation tower). Media Will Call opens three hours prior to game time. Media seating is limited, so credentials will be issued according to Texas A&M and the SEC credential guidelines, which can be found at www.12thMan.com/media.

WEEKLY GAME NOTES

Media members wishing to receive the weekly game notes via e-mail can do so by e-mailing Rachel Perreault (rperreault@athletics.tamu.edu).

PRACTICE

All practices are closed to the public and members of the media this season. Only the first 15-20 minutes of selected workouts were open for members of accredited media outlets.

WEEKLY PRESS CONFERENCE

Texas A&M conducts a weekly press conference on Monday's at the Kyle Field Media Center. Coach Jimbo Fisher addresses the media promptly at 2 p.m. Player requests should be made to the athletics communications office no later than 11 a.m. on Sunday. This is the preferred time for all interviews to occur.

SEC TELECONFERENCE

The 14 SEC coaches will be featured on a weekly teleconference each Wednesday from 10 a.m.-12:30 p.m. (CT) beginning September 23 and concluding November 30.

10:00 a.m.	Ed Orgeron, LSU
10:10 a.m.	Kirby Smart, Georgia
10:20 a.m.	Dan Mullen, Florida
10:30 a.m.	Clark Lea, Vanderbilt
10:40 a.m.	Nick Saban, Alabama
10:50 a.m.	Josh Heupel, Tennessee
11:00 a.m.	Sam Pittman, Arkansas
11:10 a.m.	Shane Beamer, South Carolina
11:20 a.m.	Lane Kiffin, Ole Miss
11:30 A.M.	JIMBO FISHER, TEXAS A&M
11:40 a.m.	Mark Stoops, Kentucky
11:50 a.m.	Mike Leach, Mississippi St.
12:00 p.m.	Eli Drinkwitz, Missouri
12:10 p.m.	Bryan Harsin, Auburn



PRESS BOX

The main press box is now located at the 800 level on the east side of Kyle Field, or the side facing Houston Street, and can be accessed through the elevator at Entry 7 or Entry 9. The TV broadcast booths are located on the west side of the stadium.

POSTGAME

At home games, post-game interviews with Texas A&M players and head coach Jimbo Fisher are conducted in a specially equipped interview room at the southeast corner of Kyle Field.

Alan Cannon (with binoculars) has overseen Texas A&M's football publicity since 1989.

MEDIA WILL CALL

Media will call is located at Entry 7, on the east side of the stadium near the northeast activation tower.

TEXAS A&M ATHLETICS COMMUNICATIONS

ASSOCIATE AD	ASSISTANT DIRECTOR	COMMUNICATIONS COORDINATOR	SID MAILING ADDRESS
ALAN CANNON (interview requests/credentials) E-MAIL: acannon@athletics.tamu.edu CELL: (979) 777-4200	MATT CALLAWAY (stats/flip card) E-MAIL: mcallaway@athletics.tamu.edu CELL: (713) 305-0815	MARISSA AVANZATO E-MAIL: mavanzato@athletics.tamu.edu OFFICE: (979) 845-5725	TEXAS A&M ATHLETICS COMMUNICATIONS 1228 TAMU College Station, TX 77843-1228
ASSISTANT AD	ASSISTANT DIRECTOR	STUDENT ASSISTANT	SID OVERNIGHT ADDRESS
BRAD MARQUARDT E-MAIL: bmarquardt@athletics.tamu.edu CELL: (979) 229-8651	RACHEL PERREAULT (game notes/game program) E-MAIL: rperreault@athletics.tamu.edu CELL: (603) 767-6492	CAMERON KELLY E-MAIL: ckelly@athletics.tamu.edu	TEXAS A&M ATHLETICS Media Relations 756 Houston St. College Station, TX 77843

TEXAS A&M DEPTH CHART

OFFENSE		
WR	2	Chase Lane, 6-0, 190, So-2L, Houston, TX
	5	Jalen Preston, 6-2, 210, Jr-2L, Manvel, TX
	<or> 8	Yulkeith Brown, 5-10, 175, Fr-HS, Miami, FL
LT	58	Jahmir Johnson, 6-5, 300, Gr-TR, Philadelphia, PA
	<or> 76	Reuben Fatheree II, 6-8, 320, Fr-HS, Richmond, TX
LG	74	Aki Ogunbiyi, 6-4, 315, Fr-RS, Houston, TX
	70	Josh Bankhead, 6-5, 325, Fr-RS, The Woodlands, TX
C	75	Luke Matthews, 6-4, 320, Jr-1L, Missouri City, TX
	61	Bryce Foster, 6-5, 325, Fr-HS, Katy, TX
	<or> 77	Matthew Wykoff, 6-6, 330, Fr-HS, Magnolia, TX
RG	64	Layden Robinson, 6-4, 320, So-2L, Manvel, TX
	52	Smart Chibuzo, 6-4, 320, Fr-RS, Fresno, TX
	<or> 66	Jordan Spasojevic-Moko, 6-5, 340, So-TR, Brisbane, Australia
RT	55	KENYON GREEN , 6-4, 325, Jr-2L, Humble, TX
	53	Blake Trainor, 6-7, 330, So-2L, Hallsville, TX
	<or> 60	Trey Zuhn III, 6-6, 315, Fr-HS, Ft. Collins, CO
TE	85	JALEN WYDERMYER , 6-5, 255, Jr-2L, Dickinson, TX
	88	Baylor Cupp, 6-7, 240, So-SQ, Brock, TX
	<or> 42	Max Wright, 6-4, 260, Jr-3L, Katy, TX
WR	0	AINIAS SMITH , 5-10, 190, Jr-2L, Missouri City, TX
	7	Moose Muhammad III, 6-1, 195, Fr-1L, Charlotte, NC
	16	Kenyon Jackson, 6-6, 195, So-1L, Loganville, GA
WR	81	Caleb Chapman, 6-5, 200, Jr-2L, Friendswood, TX
	1	Demond Demas, 6-3, 180, Fr-1L, Tomball, TX
	9	Hezekiah Jones, 6-0, 180, Jr-2L, Stafford, TX
QB	10	Zach Calzada, 6-4, 200, So-1L, Sugar Hill, GA
	23	Blake Bost, 6-2, 195, Fr-HS, Port Neches, TX
RB	28	ISAIAH SPILLER , 6-1, 225, Jr-2L, Spring, TX
	6	Devon Achane, 5-9, 185, So-1L, Missouri City, TX

DEFENSE		
DE	3	TYREE JOHNSON , 6-4, 240, Sr-3L, Washington, DC
	18	Donnell Harris Jr., 6-3, 220, Fr-RS, Liberty City, FL
	37	Jahzion Harris, 6-3, 220, Fr-HS, Staten Island, NY
DT	8	DEMARVIN LEAL , 6-4, 290, Jr-2L, San Antonio, TX
	6	Adarious Jones, 6-4, 315, So-1L, Virginia Beach, VA
	<or> 5	Shemar Turner, 6-4, 285, Fr-HS, DeSoto, TX
DT	92	JAYDEN PEEVY , 6-6, 310, Sr-4L, Bellaire, TX
	34	Isaiah Raikes, 6-1, 330, So-1L, Woodbury, NJ
DT	35	McKinnley Jackson, 6-2, 335, So-1L, Lucedale, MS
DE	2	Micheal Clemons, 6-5, 270, Gr-3L, Garland, TX
	10	Fadil Diggs, 6-5, 260, Fr-1L, East Camden, NJ
WLB	1	AARON HANSFORD , 6-3, 240, Gr-3L, Washington, D.C.
	45	Edgerrin Cooper, 6-2, 215, Fr-1L, Covington, LA
	<or> 24	Chris Russell Jr., 6-2, 240, Jr-2L, Dyersburg, TN
MLB	32	Andre White Jr., 6-3, 225, Jr-2L, Harrisburg, PA
	45	Edgerrin Cooper, 6-2, 215, Fr-1L, Covington, LA
	<or> 23	Tarian Lee Jr., 6-2, 245, So-1L, Tallahassee, FL
CB	0	MYLES JONES , 6-4, 185, Gr-4L, Magnolia, TX
	16	Brian George, 6-2, 190, Sr-1L, South Bay, FL
CB	11	Deuce Harmon, 5-10, 200, Fr-HS, Corinth, TX
CB	17	JAYLON JONES , 6-2, 205, So-1L, Cibolo, TX
	7	Tyreek Chappell, 5-11, 185, Fr-HS, Philadelphia, PA
	<or> 31	Dreyden Norwood, 6-0, 180, Fr-HS, Ft. Smith, AR
SF	9	LEON O'NEAL JR. , 6-1, 210, Sr-3L, Cypress, TX
	13	Brian Williams, 6-1, 215, Jr-2L, Dallas, TX
SF	26	DEMANI RICHARDSON , 6-1, 215, Jr-2L, Waxahachie, TX
	14	Keldrick Carper, 6-2, 200, Gr-4L, Plain Dealing, LA
	20	Jardin Gilbert, 6-1, 185, Fr-HS, Baton Rouge, LA
NIC	27	Antonio Johnson, 6-3, 200, So-1L, East St. Louis, IL
	4	Erick Young, 6-1, 205, Jr-2L, Richmond, TX
	<or> 11	Deuce Harmon, 5-10, 200, Fr-HS, Corinth, TX

SPECIAL TEAMS

PLK	47	Seth Small, 5-11, 205, Sr-3L, Katy, TX
	<or> 36	Caden Davis, 6-3, 200, So-2L, Coppell, TX
P	95	Nik Constantinou, 6-0, 230, So-2L, Melbourne, Australia
	47	Seth Small, 5-11, 205, Sr-3L, Katy, TX
SNP	12	Connor Choate, 6-1, 200, Jr-2L, Coppell, TX
	48	Jacob Graham, 5-11, 206, Fr-RS, Houston, TX

HOLD	95	Nik Constantinou, 6-0, 220, So-2L, Melbourne, Australia
	48	Jacob Graham, 5-11, 206, Fr-RS, Houston, TX
KR	5	Jalen Preston, 6-2, 210, Jr-2L, Manvel, TX
	6	Devon Achane, 5-9, 185, So-1L, Houston, TX
PR	0	Ainias Smith, 5-10, 190, Jr-2L, Missouri City, TX
	7	Moose Muhammad III, 6-1, 195, Fr-1L, Charlotte, NC
	8	Yulkeith Brown, 5-10, 175, Fr-HS, Miami, FL

BOLD CAPS -- denotes 2020 starter

PRONUNCIATION GUIDE

Audible pronunciations available on the online roster at 12thMan.com

DEVON ACHANE.....	DUH-von ay-CHAIN
TUNMISE ADELEYE.....	too-ME-see uh-DELL-ee-ay
Drake BHATIA	bot-EE-ah
YULKEITH Brown.....	YOU'll-keith
Zach CALZADA	cal-ZA-duh
Smart CHIBUZO.....	chi-BOO-zo
Nik CONSTANTINOU.....	con-stun-TEE-new
DEMOND DEMAS.....	DUH-mond DEE-mus
FADIL Diggs	FUH-dell
KENYON Green	ken-yen
Alan GUERRIERI.....	guh-RARE-ee

JAHZION Harris.....	ja-ZION
DARVON Hubbard	DAR-von
DeMarvin LEAL	lee-AL
Justin MELLENBURCH.....	melon-BRUCK
BRAEDON Mowry	BRAY-dun
Tyler ONDRUSEK	on-DREW-sick
AKI OGUNBIYI.....	ACK-ee oh-GOON-bee
R.J. OREBO	oh-REE-bo
Jordan SPASOJEVIC-MOKO	SPAZ-o-vich MO-co
Jalen WYDERMYER.....	WHY-der-meyer

TEXAS A&M ALPHABETICAL ROSTER

NO.	PLAYER	POS.	HT	WT	CL-EXP	HOMETOWN (HIGH SCHOOL/PREVIOUS SCHOOL)
54	Able, Connor	DS	6-3	215	Fr-HS	Houston, TX (Stratford)
6	Achane, Devon	RB	5-9	185	So-1L	Missouri City, TX (Ft. Bend Marshall)
30	Adeleye, Tunmise	DL	6-4	295	Fr-HS	Katy, TX (Tompkins)
70	Bankhead, Josh	OL	6-5	325	Fr-RS	The Woodlands, TX (College Park)
94	Bhatia, Drake	PLK	5-7	150	Fr-RS	Houston, TX (Episcopal)
19	Bond, Randy	PLK	5-10	190	Fr-RS	Plano, TX (West)
14	Bost, Blake	QB	6-2	195	Fr-HS	Port Neches, TX (Groves)
31	Britz, Reinard	QB	6-3	190	Jr-SQ	Conroe, TX (Oak Ridge)
8	Brown, Yulkeith	WR	5-10	175	Fr-HS	Miami, FL (Central)
38	Bulthuis, Tyler	DB	5-8	180	Fr-SQ	Mission, TX (Sharyland Pioneer)
91	Burris Jr., Marcus	DL	6-4	285	Fr-HS	Texarkana, TX (Pleasant Grove)
29	Bushland, Daniel	WR	6-0	190	Gr-SQ	Austin, TX (St. Michael's Catholic Academy)
10	Calzada, Zach	QB	6-4	210	So-1L	Sugar Hill, GA (Lanier)
83	Campbell, Ryan	WR	6-2	185	So-SQ	New Orleans, LA (Mesquite Horn)
14	Carper, Keldrick	DB	6-2	200	Gr-3L	Plain Dealing, LA (Plain Dealing)
81	Chapman, Caleb	WR	6-5	200	Jr-2L	Friendswood, TX (Clear Brook)
7	Chappell, Tyreek	DB	5-11	185	Fr-HS	Philadelphia, PA (Northeast)
52	Chibuzo, Smart	OL	6-4	320	Fr-RS	Fresno, TX (Hightower)
12	Choate, Connor	DS	6-1	200	Jr-2L	Coppell, TX (Coppell)
2	Clemons, Micheal	DL	6-5	270	Gr-3L	Garland, TX (Sachse/Cisco (TX) JC)
95	Constantinou, Nik	P	6-3	230	So-2L	Melbourne, Australia (Penleigh & Essendon)
20	Cook, Connor	RB	6-0	200	So-SQ	Salado, TX (Salado)
45	Cooper, Edgerrin	LB	6-3	220	Fr-1L	Covington, LA (Covington)
87	Crownover, Dametrious	ATH	6-6	295	Fr-HS	Grandview, TX (Grandview)
24	Crownover, Earnest	RB	6-3	220	So-1L	Grandview, TX (Grandview/Kilgore JC)
88	Cupp, Baylor	TE	6-7	245	So-SQ	Brock, TX (Brock)
18	Daniel, Zach	QB	6-0	185	So-TR	Houston, TX (Kinkaid/Hawaii)
4	Daniels, Amari	RB	5-8	200	Fr-HS	Miami, FL (Central)
36	Davis, Caden	PLK	6-3	200	So-2L	Coppell, TX (Coppell)
1	Demas, Demond	WR	6-3	180	Fr-1L	Tomball, TX (Tomball)
10	Diggs, Fadil	DL	6-5	260	Fr-1L	East Camden, NJ (Woodrow Wilson)
22	Doyle Jr., Antonio	LB	6-3	235	So-1L	St. Louis, MO (Lutheran North)
76	Fatheree II, Reuben	OL	6-8	320	Fr-HS	Richmond, TX (Foster)
81	Fitzgerald, Kyle	DB	6-4	200	Jr-SQ	San Antonio, TX (Brandeis)
61	Foster, Bryce	OL	6-5	325	Fr-HS	Katy, TX (Taylor)
67	Gallagher, Galen	OL	6-4	300	Gr-1L	Orange Grove, TX (Orange Grove)
39	Garcia, Cade	DB	5-8	185	Jr-TR	Ft. Worth, TX (Christian/Tarrant CC)
82	Garza, Fernando	TE	6-5	245	Fr-HS	Katy, TX (Katy)
16	George, Brian	DB	6-2	190	Sr-1L	South Bay, FL (Glades Central/Highland (KS) CC)
20	Gilbert, Jardin	DB	6-1	185	Fr-HS	Baton Rouge, LA (University)
48	Graham, Jacob	FB/DS	5-11	220	Fr-RS	Houston, TX (Memorial)
55	Green, Kenyon	OL	6-4	325	Jr-2L	Humble, TX (Atascocita)
38	Guerrieri, Alan	P/K	6-0	205	So-SQ	College Station, TX (College Station)
1	Hansford, Aaron	LB	6-3	240	Gr-3L	Washington, D.C. (St. John's College)
11	Harmon, Deuce	DB	5-10	200	Fr-HS	Corinth, TX (Denton Guyer)
18	Harris Jr., Donell	DL	6-3	220	Fr-RS	Liberty City, FL (Gulliver Prep)
37	Harris, Jahzion	DL	6-4	220	Fr-HS	Staten Island, NY (Erasmus Hall)
21	Hubbard, Darvon	RB	6-0	210	Fr-RS	Akron, OH (Willow Canyon)
40	Hughes, Avery	DB	6-0	180	Fr-RS	Sugar Land, TX (Ft. Bend Austin)
53	Hummel, Houston	LB	6-4	225	Fr-RS	Dallas, TX (Highland Park)
65	Hunter Jr., Derick	OL	6-4	305	So-2L	Ft. Myers, FL (Dunbar)
25	Jackson, Deondre	RB	5-11	215	Fr-RS	Stone Mountain, GA (Stephenson)
16	Jackson, Kenyon	WR	6-6	195	So-1L	Loganville, GA (Grayson)
35	Jackson, McKinnley	DL	6-2	325	So-1L	Lucedale, MS (George County)
72	Jebson, Owen	OL	6-5	290	Fr-HS	College Station, TX (College Station)
94	Jefferson, Jordan	DL	6-0	300	Fr-RS	Navasota, TX (Navasota)
90	Jeudy, Elijah	DL	6-3	295	Fr-HS	Philadelphia, PA (Northeast)
27	Johnson, Antonio	DB	6-3	200	So-1L	East St. Louis, IL (East St. Louis)
58	Johnson, Jahmir	OL	6-5	300	Gr-TR	Philadelphia, PA (Imhotep/Tennessee)
98	Johnson, Jordan	DL	6-1	300	So-SQ	Dallas, TX (Seagoville)
34	Johnson Jr., LJ	RB	5-10	205	Fr-HS	Cypress, TX (Cy-Fair)

NO.	PLAYER	POS.	HT	WT	CL-EXP	HOMETOWN (HIGH SCHOOL/PREVIOUS SCHOOL)
3	Johnson, Tyree	DL	6-4	240	Sr-3L	Washington, DC (St. John's College)
6	Jones, Adarious	DL	6-4	300	So-1L	Virginia Beach, VA (Bishop Sullivan)
9	Jones, Hezekiah	WR	6-0	180	Gr-3L	Stafford, TX (Stafford)
17	Jones, Jaylon	DB	6-2	205	So-1L	Cibola, TX (Steele)
0	Jones, Myles	DB	6-4	190	Gr-4L	Magnolia, TX (West)
13	King, Haynes	QB	6-3	200	Fr-1L	Longview, TX (Longview)
63	Kobza, Braeden	OL	6-0	280	So-SQ	Tomball, TX (Rosehill Christian)
2	Lane, Chase	WR	6-0	190	So-2L	Houston, TX (St. Pius X)
8	Leal, DeMarvin	DL	6-4	290	Jr-2L	San Antonio, TX (Judson)
23	Lee Jr., Tarian	LB	6-2	230	So-1L	Tallahassee, FL (Godby)
30	Mason, Reese	WR	6-1	210	Jr-2L	Magnolia, TX (Magnolia)
42	Mathews, Samuel	DB	6-3	210	Jr-SQ	League City, TX (Clear Creek)
75	Matthews, Luke	OL	6-4	310	Jr-1L	Missouri City, TX (Elkins)
22	McCollum, Cooper	QB	6-2	200	Fr-RS	Wimberley, TX (Wimberley)
89	Mellenbruch, Justin	TE	6-1	225	Sr-1L	Austin, TX (Westlake)
84	Merrell, Caleb	DB	6-1	195	So-SQ	Bryan, TX (Bryan)
52	Merrick, Andrew	LB	6-2	230	Fr-RS	Dallas, TX (Parish Episcopal)
21	Moten, Josh	DB	6-0	165	Fr-RS	Waldorf, MD (National Christian Academy)
46	Mowry, Braedon	DL	6-4	240	Fr-RS	Katy, TX (Taylor)
7	Muhammad III, Moose	WR	6-1	195	Fr-1L	Charlotte, NC (Myers Park)
31	Norwood, Dreyden	DB	6-0	180	Fr-HS	Ft. Smith, AR (Northside)
74	Ogunbiyi, Aki	OL	6-4	315	Fr-RS	Houston, TX (Kempner)
27	Oksnee, Jackson	QB	6-0	185	Fr-HS	Newport Beach, CA (Corona Del Mar)
80	Ondrusek, Tyler	TE	6-7	210	Jr-SQ	Houston, TX (Westbury Christian)
9	O'Neal Jr., Leon	DB	6-1	210	Sr-3L	Cypress, TX (Cypress Springs)
41	Orebo, R.J.	DL	6-7	275	So-1L	Dayton, TX (Dayton)
92	Peewy, Jayden	DL	6-6	315	Sr-4L	Bellaire, TX (Bellaire)
97	Pepin, Travis	DL	6-1	255	Jr-SQ	Rusk, TX (Rusk/East Texas Baptist)
96	Perry, Grant	DL	6-3	240	Fr-RS	Houston, TX (Strake Jesuit)
5	Preston, Jolen	WR	6-2	210	Jr-2L	Marvel, TX (Marvel)
3	Price, Devin	WR	6-3	210	So-1L	College Station, TX (A&M Consolidated)
34	Raikes, Isaiah	DL	6-1	320	So-1L	Woodbury, NJ (St. Augustine Prep)
35	Reaves, Bladen	RB	5-11	200	So-SQ	Bryan, TX (Pleasant Grove (Texarkana))
15	Regis, Albert	DL	6-1	305	Fr-HS	LaPorte, TX (LaPorte)
26	Richardson, Demani	DB	6-1	210	Jr-2L	Waxahachie, TX (Waxahachie)
64	Robinson, Layden	OL	6-4	320	So-2L	Marvel, TX (Marvel)
24	Russell Jr., Chris	LB	6-2	235	Jr-2L	Dyersburg, TN (Dyersburg)
56	Sabra, John	OL	6-2	330	So-SQ	Magnolia, TX (Magnolia)
47	Small, Seth	PLK	5-11	205	Sr-3L	Katy, TX (Katy)
0	Smith, Ainiis	WR	5-10	190	Jr-2L	Missouri City, TX (Ft. Bend Dulles)
11	Smith, Blake	TE	6-4	250	Fr-RS	Southlake, TX (Carroll)
83	Smoot, Will	DB	5-10	180	So-SQ	Houston, TX (Kingwood Park)
66	Sposojevic-Moka, Jordan	OL	6-5	340	So-TR	Brisbane, Australia (Rhinos)
28	Spiller, Isaiah	RB	6-1	215	Jr-2L	Spring, TX (Klein Collins)
17	Stowers, Eli	TE	6-4	215	Fr-HS	Corinth, TX (Denton Guyer)
68	Strickland, Remington	OL	6-4	295	Fr-HS	Sugar Land, TX (Ft. Bend Christian)
28	Surber, Caleb	DB	6-0	165	Fr-HS	Fair Oaks Ranch, TX (Boerne-Champion)
50	Townsend, Garrett	DS	5-11	220	So-SQ	Houston, TX (Cypress Christian)
53	Trainor, Blake	OL	6-7	330	So-2L	Hallsville, TX (Hallsville)
51	Tullos, Kason	LB	6-2	215	Fr-HS	Spring, TX (Klein Oak)
5	Turner, Shemar	DL	6-4	285	Fr-HS	DeSoto, TX (DeSoto)
93	Walker IV, Dallas	DL	6-3	325	Fr-RS	Nashville, TN (Smyrna)
32	White Jr., Andre	LB	6-3	230	Jr-2L	Harrisburg, PA (Harrisburg)
13	Williams, Brian	DB	6-1	215	Jr-2L	Dallas, TX (Bishop Dunne)
57	Williams, Luke	OL	6-6	295	Fr-HS	Cedar Park, TX (Cedar Park)
42	Wright, Max	TE	6-4	260	Jr-3L	Katy, TX (Katy Taylor)
85	Wydermyer, Jalen	TE	6-5	255	Jr-2L	Dickinson, TX (Dickinson)
77	Wykoff, Matthew	OL	6-6	330	Fr-HS	Magnolia, TX (Magnolia)
4	Young, Erick	DB	6-1	205	Jr-2L	Richmond, TX (Ft. Bend Bush)
43	Zettler, Alex	DB	6-0	205	Jr-SQ	West Jordan, UT (Brighton)
60	Zuhn III, Trey	OL	6-6	315	Fr-HS	Ft. Collins, CO (Fossil Ridge)

TEXAS A&M NUMERICAL ROSTER

NO.	PLAYER	POS.	HT	WT	CL-EXP	HOMETOWN (HIGH SCHOOL/PREVIOUS SCHOOL)
0	Jones, Myles	DB	6-4	190	Gr-4L	Magnolia, TX (West)
0	Smith, Ainiyas	WR	5-10	190	Jr-2L	Missouri City, TX (Ft. Bend Dulles)
1	Demas, Demond	WR	6-3	180	Fr-1L	Tomball, TX (Tomball)
1	Hansford, Aaron	LB	6-3	240	Gr-3L	Washington, D.C. (St. John's College)
2	Clemons, Micheal	DL	6-5	270	Gr-3L	Garland, TX (Sachse/Cisco (TX) JC)
2	Lane, Chase	WR	6-0	190	So-2L	Houston, TX (St. Pius X)
3	Johnson, Tyree	DL	6-4	240	Sr-3L	Washington, DC (St. John's College)
3	Price, Devin	WR	6-3	210	So-1L	College Station, TX (A&M Consolidated)
4	Daniels, Amari	RB	5-8	200	Fr-HS	Miami, FL (Central)
4	Young, Erick	DB	6-1	205	Jr-2L	Richmond, TX (Ft. Bend Bush)
5	Preston, Jalen	WR	6-2	210	Jr-2L	Marvel, TX (Marvel)
5	Turner, Shemar	DL	6-4	285	Fr-HS	DeSoto, TX (DeSoto)
6	Achane, Devon	RB	5-9	185	So-1L	Missouri City, TX (Ft. Bend Marshall)
6	Jones, Adarius	DL	6-4	300	So-1L	Virginia Beach, VA (Bishop Sullivan)
7	Chappell, Tyreek	DB	5-11	185	Fr-HS	Philadelphia, PA (Northeast)
7	Muhammad III, Moose	WR	6-1	195	Fr-1L	Charlotte, NC (Myers Park)
8	Brown, Yulkeith	WR	5-10	175	Fr-HS	Miami, FL (Central)
8	Leal, DeMarvin	DL	6-4	290	Jr-2L	San Antonio, TX (Judson)
9	Jones, Hezekiah	WR	6-0	180	Gr-3L	Stafford, TX (Stafford)
9	O'Neal Jr., Leon	DB	6-1	210	Sr-3L	Cypress, TX (Cypress Springs)
10	Calzada, Zach	QB	6-4	210	So-1L	Sugar Hill, GA (Lanier)
10	Diggs, Fadil	DL	6-5	260	Fr-1L	East Camden, NJ (Woodrow Wilson)
11	Harmon, Deuce	DB	5-10	200	Fr-HS	Corinth, TX (Denton Guyer)
11	Smith, Blake	TE	6-4	250	Fr-RS	Southlake, TX (Carroll)
12	Choate, Connor	DS	6-1	200	Jr-2L	Coppell, TX (Coppell)
13	King, Haynes	QB	6-3	200	Fr-1L	Longview, TX (Longview)
13	Williams, Brian	DB	6-1	215	Jr-2L	Dallas, TX (Bishop Dunne)
14	Bost, Blake	QB	6-2	195	Fr-HS	Port Neches, TX (Groves)
14	Carper, Keldrick	DB	6-2	200	Gr-3L	Plain Dealing, LA (Plain Dealing)
15	Regis, Albert	DL	6-1	305	Fr-HS	LaPorte, TX (LaPorte)
16	George, Brian	DB	6-2	190	Sr-1L	South Bay, FL (Glades Central/Highland (KS) CC)
16	Jackson, Kenyon	WR	6-6	195	So-1L	Loganville, GA (Grayson)
17	Jones, Jaylon	DB	6-2	205	So-1L	Cibola, TX (Steele)
17	Stowers, Eli	TE	6-4	215	Fr-HS	Corinth, TX (Denton Guyer)
18	Daniel, Zach	QB	6-0	185	So-TR	Houston, TX (Kinkaid/Hawaii)
18	Harris Jr., Donell	DL	6-3	220	Fr-RS	Liberty City, FL (Gulliver Prep)
19	Bond, Randy	PLK	5-10	190	Fr-RS	Plano, TX (West)
20	Cook, Connor	RB	6-0	200	So-SQ	Salado, TX (Salado)
20	Gilbert, Jardin	DB	6-1	185	Fr-HS	Baton Rouge, LA (University)
21	Hubbard, Darvon	RB	6-0	210	Fr-RS	Akron, OH (Willow Canyon)
21	Moten, Josh	DB	6-0	165	Fr-RS	Waldorf, MD (National Christian Academy)
22	Doyle Jr., Antonio	LB	6-3	235	So-1L	St. Louis, MO (Lutheran North)
22	McCollum, Cooper	QB	6-2	200	Fr-RS	Wimberley, TX (Wimberley)
23	Lee Jr., Tarian	LB	6-2	230	So-1L	Tallahassee, FL (Godby)
24	Crownover, Earnest	RB	6-3	220	So-1L	Grandview, TX (Grandview/Kilgore JC)
24	Russell Jr., Chris	LB	6-2	235	Jr-2L	Dyersburg, TN (Dyersburg)
25	Jackson, Deondre	RB	5-11	215	Fr-RS	Stone Mountain, GA (Stephenson)
26	Richardson, Demani	DB	6-1	210	Jr-2L	Waxahachie, TX (Waxahachie)
27	Johnson, Antonio	DB	6-3	200	So-1L	East St. Louis, IL (East St. Louis)
27	Oksnee, Jackson	QB	6-0	185	Fr-HS	Newport Beach, CA (Corona Del Mar)
28	Spiller, Isaiah	RB	6-1	215	Jr-2L	Spring, TX (Klein Collins)
28	Surber, Caleb	DB	6-0	165	Fr-HS	Fair Oaks Ranch, TX (Boerne-Champion)
29	Bushland, Daniel	WR	6-0	190	Gr-SQ	Austin, TX (St. Michael's Catholic Academy)
30	Adeleye, Tunmise	DL	6-4	295	Fr-HS	Katy, TX (Tompkins)
30	Mason, Reese	WR	6-1	210	Jr-2L	Magnolia, TX (Magnolia)
31	Britz, Reinard	QB	6-3	190	Jr-SQ	Conroe, TX (Oak Ridge)
31	Norwood, Dreyden	DB	6-0	180	Fr-HS	Ft. Smith, AR (Northside)
32	White Jr., Andre	LB	6-3	230	Jr-2L	Harrisburg, PA (Harrisburg)
34	Johnson Jr., LJ	RB	5-10	205	Fr-HS	Cypress, TX (Cy-Fair)
34	Raikes, Isaiah	DL	6-1	320	So-1L	Woodbury, NJ (St. Augustine Prep)
35	Jackson, McKinnley	DL	6-2	325	So-1L	Lucedale, MS (George County)

NO.	PLAYER	POS.	HT	WT	CL-EXP	HOMETOWN (HIGH SCHOOL/PREVIOUS SCHOOL)
35	Reaves, Bladen	RB	5-11	200	So-SQ	Bryan, TX (Pleasant Grove (Texarkana))
36	Davis, Caden	PLK	6-3	200	So-2L	Coppell, TX (Coppell)
37	Harris, Jahzion	DL	6-4	220	Fr-HS	Staten Island, NY (Erasmus Hall)
38	Bulthuis, Tyler	DB	5-8	180	Sr-SQ	Mission, TX (Sharyland Pioneer)
38	Guerrieri, Alan	P/K	6-0	205	So-SQ	College Station, TX (College Station)
39	Garcia, Cade	DB	5-8	185	Jr-TR	Ft. Worth, TX (Christian/Tarrant CC)
40	Hughes, Avery	DB	6-0	180	Fr-RS	Sugar Land, TX (Ft. Bend Austin)
41	Orebo, R.J.	DL	6-7	275	So-1L	Dayton, TX (Dayton)
42	Mathews, Samuel	DB	6-3	210	Jr-SQ	League City, TX (Clear Creek)
42	Wright, Max	TE	6-4	260	Jr-3L	Katy, TX (Katy Taylor)
43	Zettler, Alex	DB	6-0	205	Jr-SQ	West Jordan, UT (Brighton)
45	Cooper, Edgerrin	LB	6-3	220	Fr-1L	Covington, LA (Covington)
46	Mowry, Braedon	DL	6-4	240	Fr-RS	Katy, TX (Taylor)
47	Small, Seth	PLK	5-11	205	Sr-3L	Katy, TX (Katy)
48	Graham, Jacob	FB/DS	5-11	220	Fr-RS	Houston, TX (Memorial)
50	Townsend, Garrett	DS	5-11	220	So-SQ	Houston, TX (Cypress Christian)
51	Tullos, Kason	LB	6-2	215	Fr-HS	Spring, TX (Klein Oak)
52	Chibuzo, Smart	OL	6-4	320	Fr-RS	Fresno, TX (Hightower)
52	Merrick, Andrew	LB	6-2	230	Fr-RS	Dallas, TX (Parish Episcopal)
53	Hummel, Houston	LB	6-4	225	Fr-RS	Dallas, TX (Highland Park)
53	Trainor, Blake	OL	6-7	330	So-2L	Hallsville, TX (Hallsville)
54	Able, Connor	DS	6-3	215	Fr-HS	Houston, TX (Stratford)
55	Green, Kenyon	OL	6-4	325	Jr-2L	Humble, TX (Atascocita)
56	Sabra, John	OL	6-2	330	So-SQ	Magnolia, TX (Magnolia)
57	Williams, Luke	OL	6-6	295	Fr-HS	Cedar Park, TX (Cedar Park)
58	Johnson, Jahmir	OL	6-5	300	Gr-TR	Philadelphia, PA (Imhotep/Tennessee)
60	Zuhn III, Trey	OL	6-6	315	Fr-HS	Ft. Collins, CO (Fossil Ridge)
61	Foster, Bryce	OL	6-5	325	Fr-HS	Katy, TX (Taylor)
63	Kobza, Braeden	OL	6-0	280	So-SQ	Tomball, TX (Rosehill Christian)
64	Robinson, Layden	OL	6-4	320	So-2L	Marvel, TX (Marvel)
65	Hunter Jr., Derick	OL	6-4	305	So-2L	Ft. Myers, FL (Dunbar)
66	Spasojevic-Moko, Jordan	OL	6-5	340	So-TR	Brisbane, Australia (Rhinos)
67	Gallagher, Galen	OL	6-4	300	Gr-1L	Orange Grove, TX (Orange Grove)
68	Strickland, Remington	OL	6-4	295	Fr-HS	Sugar Land, TX (Ft. Bend Christian)
70	Bankhead, Josh	OL	6-5	325	Fr-RS	The Woodlands, TX (College Park)
72	Jebson, Owen	OL	6-5	290	Fr-HS	College Station, TX (College Station)
74	Ogunbiyi, Aki	OL	6-4	315	Fr-RS	Houston, TX (Kempner)
75	Matthews, Luke	OL	6-4	310	Jr-1L	Missouri City, TX (Elkins)
76	Fatheree II, Reuben	OL	6-8	320	Fr-HS	Richmond, TX (Foster)
77	Wykoff, Matthew	OL	6-6	330	Fr-HS	Magnolia, TX (Magnolia)
80	Ondrusek, Tyler	TE	6-7	210	Jr-SQ	Houston, TX (Westbury Christian)
81	Chapman, Caleb	WR	6-5	200	Jr-2L	Friendswood, TX (Clear Brook)
81	Fitzgerald, Kyle	DB	6-4	200	Jr-SQ	San Antonio, TX (Brandeis)
82	Garza, Fernando	TE	6-5	245	Fr-HS	Katy, TX (Katy)
83	Campbell, Ryan	WR	6-2	185	So-SQ	New Orleans, LA (Mesquite Horn)
83	Smoot, Will	DB	5-10	180	So-SQ	Houston, TX (Kingwood Park)
84	Merrell, Caleb	DB	6-1	195	So-SQ	Bryan, TX (Bryan)
85	Wydermyer, Jalen	TE	6-5	255	Jr-2L	Dickinson, TX (Dickinson)
87	Crownover, Dametrious	ATH	6-6	295	Fr-HS	Grandview, TX (Grandview)
88	Cupp, Baylor	TE	6-7	245	So-SQ	Brock, TX (Brock)
89	Mellenbruch, Justin	TE	6-1	225	Sr-1L	Austin, TX (Westlake)
90	Jeady, Elijah	DL	6-3	295	Fr-HS	Philadelphia, PA (Northeast)
91	Burris Jr., Marcus	DL	6-4	285	Fr-HS	Texarkana, TX (Pleasant Grove)
92	Peevy, Jayden	DL	6-6	315	Sr-4L	Bellaire, TX (Bellaire)
93	Walker IV, Dallas	DL	6-3	325	Fr-RS	Nashville, TN (Smyrna)
94	Bhatia, Drake	PLK	5-7	150	Fr-RS	Houston, TX (Episcopal)
94	Jefferson, Jordan	DL	6-0	300	Fr-RS	Navasota, TX (Navasota)
95	Constantinou, Nik	P	6-3	230	So-2L	Melbourne, Australia (Penleigh & Essendon)
96	Perry, Grant	DL	6-3	240	Fr-RS	Houston, TX (Strake Jesuit)
97	Pepin, Travis	DL	6-1	255	Jr-SQ	Rusk, TX (Rusk/East Texas Baptist)
98	Johnson, Jordan	DL	6-1	300	So-SQ	Dallas, TX (Seagoville)

LAST 10 SINGLE-GAME PERFORMANCES

10-OR-MORE TACKLES GAME

PLAYER	DATE	OPP.	TACKLES
Buddy Johnson	Nov. 28, 2020	LSU	10
Buddy Johnson	Oct. 31, 2020	Arkansas	12
Buddy Johnson	Oct. 17, 2020	@ Mississippi State	12
Buddy Johnson	Oct. 10, 2020	Florida	11
Aaron Hansford	Sept. 26, 2020	Vanderbilt	11
Buddy Johnson	Sept. 26, 2020	Vanderbilt	11
Anthony Hines III	Nov. 30, 2019	LSU	12
Buddy Johnson	Oct. 19, 2019	Ole Miss	10
Buddy Johnson	Oct. 12, 2019	Alabama	11
Demani Richardson	Oct. 12, 2019	Alabama	11

300-YARD PASSING GAME

PLAYER	DATE	OPP.	PASS YDS
Kellen Mond	Oct. 10, 2020	Florida	338
Kellen Mond	Oct. 3, 2020	@ Alabama	318
Kellen Mond	Sept. 21, 2019	Auburn	335
Kellen Mond	Sept. 14, 2019	Lamar	317
Kellen Mond	Oct. 13, 2018	@ South Carolina	353
Kellen Mond	Sept. 8, 2018	Clemson	430
Nick Starkel	Dec. 29, 2017	N Wake Forest	499
Nick Starkel	Nov. 11, 2017	New Mexico	416
Kellen Mond	Sept. 16, 2017	Louisiana	301
Trevor Knight	Dec. 28, 2016	N Kansas State	310

100-YARD RUSHING GAME

PLAYER	DATE	OPP.	RUSH YDS
Isaiah Spiller	Sept. 18, 2021	New Mexico	117
Devon Achane	Sept. 4, 2021	Kent State	124
Isaiah Spiller	Sept. 4, 2021	Kent State	113
Devon Achane	Jan. 2, 2021	N North Carolina	140
Isaiah Spiller	Dec. 6, 2020	@ Auburn	120
Isaiah Spiller	Nov. 28, 2020	LSU	141
Isaiah Spiller	Nov. 7, 2020	@ South Carolina	131
Isaiah Spiller	Oct. 17, 2020	@ Mississippi State	114
Isaiah Spiller	Oct. 10, 2020	Florida	174
Isaiah Spiller	Sept. 26, 2020	Vanderbilt	117

100-YARD RECEIVING GAME

PLAYER	DATE	OPP.	REC YDS
Demond Demas	Sept. 18, 2021	New Mexico	100
Ainias Smith	Sept. 4, 2021	Kent State	100
Ainias Smith	Jan. 2, 2021	N North Carolina	125
Caleb Chapman	Oct. 10, 2020	Florida	151
Ainias Smith	Oct. 3, 2020	@ Alabama	123
Jhamon Ausbon	Sept. 21, 2019	Auburn	111
Jhamon Ausbon	Sept. 14, 2019	Lamar	109
Quartney Davis	Nov. 24, 2018	LSU	101
Jace Sternberger	Oct. 13, 2018	@ South Carolina	145
Quartney Davis	Oct. 13, 2018	@ South Carolina	127

10 OR MORE RECEPTIONS GAME

PLAYER	DATE	OPP.	REC
Christian Kirk	Dec. 29, 2017	N Wake Forest	13
Jhamon Ausbon	Dec. 29, 2017	N Wake Forest	12
Josh Reynolds	Dec. 28, 2016	N Kansas State	12
Christian Kirk	Oct. 1, 2016	@ South Carolina	12
Christian Kirk	Dec. 30, 2015	N Louisville	10
Josh Reynolds	Dec. 30, 2015	N Louisville	11
Speedy Noil	Oct. 11, 2014	Ole Miss	11
Ricky Seals-Jones	Oct. 4, 2014	@ Mississippi State	10
Malcome Kennedy	Aug. 28, 2014	@ South Carolina	14
Mike Evans	Oct. 19, 2013	Auburn	11

200-YARD ALL-PURPOSE GAME

PLAYER	DATE	OPP.	A-P YDS
Isaiah Spiller	Nov. 2, 2019	UTSA	224
Trayveon Williams	Dec. 31, 2018	N NC State	241
Trayveon Williams	Nov. 10, 2018	Ole Miss	243
Trayveon Williams	Oct. 6, 2018	Kentucky	210
Trayveon Williams	Aug. 30, 2018	Northwestern State	242
Christian Kirk	Dec. 29, 2017	N Wake Forest	219
Christian Kirk	Nov. 11, 2017	New Mexico	210
Trayveon Williams	Nov. 4, 2017	Auburn	233
Christian Kirk	Sept. 23, 2017	N Arkansas	246
Trayveon Williams	Sept. 3, 2017	UCLA	203

INDIVIDUAL 2021 SEASON & CAREER HIGHS

OFFENSE

#81 - Caleb Chapman

4 vs. Kent State.....**Rec.**.....9 vs. Florida, 2020
91 vs. Kent State.....**Rec. Yds**.....151 vs. Florida, 2020
n/a.....**Rec. TDs**.....2 vs. Florida, 2020
53 vs. Kent State.....**Long Play**.....53 vs. Kent State, 2021

#2 - Chase Lane

4 vs. New Mexico.....**Rec.**.....6 at Alabama, 2020
44 vs. New Mexico.....**Rec. Yds**.....70 at Miss. State, 2020
n/a.....**Rec. TDs**.....1, 2x, last at Miss. State, 2020
18 vs. New Mexico.....**Long Play**.....51 at Miss. State, 2020

#5 - Jalen Preston

n/a.....**Rec.**.....4 vs. Vanderbilt, 2020
n/a.....**Rec. Yds**.....39 vs. Vanderbilt, 2020
n/a.....**Rec. TDs**.....n/a
n/a.....**Long Play**.....21 vs. Vanderbilt, 2020

#0 - Ainias Smith

8 vs. Kent State.....**Rec.**.....8 vs. Kent State, 2021
100 vs. Kent State.....**Rec. Yds**.....125 vs. UNC, 2020
2 vs. Kent State.....**Rec. TDs**.....2, 2x, last vs. Kent State, 2021
27 vs. Kent State.....**Long Play**.....54 vs. UNC, 2020
3 vs. Kent State.....**Rushes**.....10, 2x, last at Miss. State, 2020
16 vs. Kent State.....**Rush Yds**.....70 at Tennessee, 2020
n/a.....**Rush TD**.....1, 4x, last at Tennessee, 2020
8 vs. Kent State.....**Long Play**.....38 at Tennessee, 2020

#85 - Jalen Wydermyer

4, 3x, last vs. New Mexico.....**Rec.**.....8, 2x, last at Auburn, 2020
66 at Colorado.....**Rec. Yds**.....92 vs. Arkansas, 2020
n/a.....**Rec. TDs**.....2, 4x, last at Auburn, 2020
29 at Colorado.....**Long Play**.....52 vs. Miss. St., 2019

#6 - Devon Achane

12 vs. Kent State.....**Rush**.....13 at South Carolina, 2020
124 vs. Kent State.....**Rush Yds**.....140 vs. UNC, 2020
2 vs. Kent State.....**Rush TDs**.....2, 2x, last vs. Kent State, 2021
63 vs. Kent State.....**Long Play**.....76 vs. UNC, 2020
3, 2x, vs. New Mexico.....**Rec.**.....3, 2x, vs. New Mexico, 2021
45 vs. New Mexico.....**Rec. Yds**.....70 at South Carolina, 2020
1 vs. New Mexico.....**Rec. TDs**.....1, 2x, vs. New Mexico, 2021
26 vs. New Mexico.....**Long Play**.....52 at South Carolina, 2020

#28 - Isaiah Spiller

17 vs. Kent State.....**Rushes**.....28 vs. LSU, 2020
117 vs. New Mexico.....**Rush Yds**.....217 vs. UTSA, 2019
1 vs. New Mexico.....**Rush TD**.....3 vs. UTSA, 2019
46 vs. New Mexico.....**Long Play**.....85 vs. Texas State, 2019
6 at Colorado.....**Rec.**.....6, 2x, last at Colorado, 2021
56 at Colorado.....**Rec. Yds**.....60 at Tennessee, 2021
1 at Colorado.....**Rec. TDs**.....1 at Colorado, 2021
18 at Colorado.....**Long Play**.....45 at LSU, 2020

#13 - Haynes King

21 vs. Kent State.....**Comp.**.....21 vs. Kent State, 2021
33 vs. Kent State.....**Att.**.....33 vs. Kent State, 2021
292 vs. Kent State.....**Pass. Yds**.....292 vs. Kent State, 2021
2 vs. Kent State.....**Pass TD**.....2 vs. Kent State, 2021
53 vs. Kent State.....**Long Pass**.....53 vs. Kent State, 2021
5 vs. Kent State.....**Rushes**.....5, 2x, last vs. Kent State, 2021
22 vs. Kent State.....**Rush Yds**.....43 at Alabama, 2020
14 vs. Kent State.....**Long Rush**.....22 at Alabama, 2020
n/a.....**Rush TD**.....n/a

#10 - Zach Calzada

19 vs. New Mexico.....**Comp.**.....19 vs. New Mexico, 2021
38 at Colorado.....**Att.**.....38 at Colorado, 2021
275 vs. New Mexico.....**Pass. Yds**.....275 vs. New Mexico, 2021
70 vs. New Mexico.....**Long Pass**.....70 vs. New Mexico, 2021
3 vs. New Mexico.....**Pass TD**.....3 vs. New Mexico, 2021

DEFENSE

#14 - Keldrick Carper

7 vs. Kent State.....**Tackles**.....10 vs. Arkansas, 2019
n/a.....**TFL**.....1.5 vs. Auburn, 2019
n/a.....**Sacks**.....1.0 vs. UTSA, 2019
1 vs. Kent State.....**PBU**.....2 vs. Northwestern St., 2018
n/a.....**INT**.....1 at South Carolina, 2020

#7 - Tyreek Chappell

1 vs. New Mexico.....**Tackles**.....3 vs. Kent State, 2021
0.5 vs. New Mexico.....**TFL**.....0.5 vs. New Mexico, 2021

#2 - Micheal Clemons

4, 2x, vs. New Mexico.....**Tackles**.....6, 2x, last vs. Arkansas, 2019
1.5 vs. New Mexico.....**TFL**.....1.5, 3x, last vs. New Mexico, 2021
0.5 vs. New Mexico.....**Sacks**.....1.5 vs. Vanderbilt, 2020
3 vs. New Mexico.....**QBH**.....3, 2x, vs. New Mexico, 2021

#45 - Edgerrin Cooper

5 vs. Kent State.....**Tackles**.....5 vs. Kent State, 2021
1.0 vs. New Mexico.....**TFL**.....1.0 vs. New Mexico, 2021
1 at Colorado.....**QBH**.....1 at Colorado, 2021
1 vs. New Mexico.....**INT**.....1 vs. New Mexico, 2021

#10 - Fadil Diggs

4 vs. Kent State.....**Tackles**.....4 vs. Kent State, 2021
1.0 vs. Kent State.....**TFL**.....1.0 vs. Kent State, 2021
1.0 vs. Kent State.....**Sacks**.....1.0 vs. Kent State, 2021

#22 - Antonio Doyle Jr.

5 vs. New Mexico.....**Tackles**.....5 vs. New Mexico, 2021

#16 - Brian George

4 at Colorado.....**Tackles**.....4 at Colorado, 2021
n/a.....**PBU**.....1 vs. UNC, 2020
n/a.....**INT**.....1 at Tennessee, 2020

#20 - Jardin Gilbert

.....**Tackles**.....2 vs. Kent State, 2021
.....**TFL**.....0.5 vs. Kent State, 2021
.....**Sacks**.....0.5 vs. Kent State, 2021

#33 - Aaron Hansford

8 vs. Kent State.....**Tackles**.....11 vs. Vanderbilt, 2020
1.5 vs. New Mexico.....**TFL**.....1.5, 4x, last vs. New Mexico, 2021
1.0 vs. New Mexico.....**Sacks**.....1.0, 6x, last vs. New Mexico, 2021
1 at Colorado.....**QBH**.....2 vs. LSU, 2020
1, 2x, vs. New Mexico.....**PBU**.....1, 5x, last vs. New Mexico, 2021

#37 - Jahzion Harris

.....**Tackles**.....1 vs. Kent State, 2021
.....**TFL**.....1.0 vs. Kent State, 2021
.....**Sacks**.....1.0 vs. Kent State, 2021

#27 - Antonio Johnson

9 at Colorado.....**Tackles**.....9 at Colorado, 2021
1.0 vs. Kent State.....**TFL**.....1.0 vs. Kent State, 2021
2 at Colorado.....**PBU**.....2 at Colorado, 2021

#3 - Tyree Johnson

3 at Colorado.....**Tackles**.....8 at Ole Miss, 2019
1.0 vs. New Mexico.....**TFL**.....2.0, 4x, last vs. UNC, 2020
1.0 vs. New Mexico.....**Sacks**.....2.0 vs. Oklahoma State, 2019
1, 2x, last vs. New Mexico.....**QBH**.....2 vs. LSU, 2020
n/a.....**FF**.....1, 2x, last at Tennessee, 2020

#6 - Adarious Jones

3 vs. Kent State.....**Tackles**.....3 vs. Kent State, 2021

#16 - Jaylon Jones

1, 2x, last vs. New Mexico.....**Tackles**.....6 vs. Vanderbilt, 2020
1.0 vs. New Mexico.....**TFL**.....1.0, 2x, last vs. New Mexico, 2021
1, 2x, last vs. New Mexico.....**PBU**.....2, 2x, last vs. UNC, 2020
n/a.....**INT**.....1 vs. LSU, 2020

#0 - Myles Jones

2 vs. New Mexico.....**Tackles**.....9, vs Wake Forest, 2017
.....**TFL**.....1.0, 5x, last vs. Arkansas, 2020
.....**INT**.....2 vs. Texas State, 2019
.....**PBU**.....3 vs. New Mexico, 2017
.....**FF**.....1, 2x, last vs. Miss. St., 2019

#8 - DeMarvin Leal

5, 2x, last at Colorado.....**Tackles**.....7, 3x, last vs. UNC, 2020
1.5 vs. New Mexico.....**TFL**.....2.0, 2x, last vs. Vanderbilt, 2020
1.5 vs. New Mexico.....**Sacks**.....1.5 vs. New Mexico, 2021
n/a.....**QBH**.....3 at Miss. State, 2020
n/a.....**INT**.....1 at Alabama, 2020
1 at Colorado.....**PBU**.....1, 4x, last at Colorado, 2021
n/a.....**FF**.....1 at Tennessee, 2020

#23 - Tarian Lee

2, 2x, last vs. New Mexico.....**Tackles**.....2, 2x, last vs. New Mexico, 2021

#9 - Leon O'Neal Jr.

4, 2x, last at Colorado.....**Tackles**.....8 at Auburn, 2020
1.0 vs. Kent State.....**TFL**.....2.0 vs. Vanderbilt, 2020
1, 2x, last vs. New Mexico.....**PBU**.....2 vs. LSU, 2020
2 vs. Kent State.....**INT**.....2 vs. Kent State, 2021
n/a.....**QBH**.....2 at Ole Miss, 2019

#92 - Jayden Peevy

7 at Colorado.....**Tackles**.....7 at Colorado, 2021
2.0 at Colorado.....**TFL**.....2.0, 2x, last at Colorado, 2021
n/a.....**Sacks**.....1.0, 4x, last vs. Miss. St., 2019
n/a.....**QBH**.....1, 7x, last vs. Florida, 2020
2 vs. Kent State.....**PBU**.....2 vs. Kent State, 2021
n/a.....**FR**.....1 at Miss. State, 2020
n/a.....**Block**.....2 vs. UAB, 2018
1 at Colorado.....**INT**.....1 at Colorado, 2021

#34 - Isaiah Raikes

.....**Tackles**.....2 vs. Kent State, 2021

#26 - Demani Richardson

5 vs. New Mexico.....**Tackles**.....11 vs. Alabama, 2019
n/a.....**TFL**.....2.0 vs. Oklahoma State, 2019
1 at Colorado.....**PBU**.....1, 4x, last at Colorado, 2021
n/a.....**INT**.....1, 2x, last vs. Vanderbilt, 2020
n/a.....**FF**.....1 vs. Miss. State, 2019

#24 - Chris Russell Jr.

2 vs. Kent State.....**Tackles**.....2 at Miss. State, 2020
1 vs. Kent State.....**TFL**.....1 vs. Kent State, 2021
n/a.....**Block**.....1 at Miss. State, 2020

#5 - Shemar Turner

.....**Tackles**.....4 vs. Kent State, 2021
.....**TFL**.....1.5 vs. Kent State, 2021
.....**Sack**.....1.5 vs. Kent State, 2021

#93 - Dallas Walker IV

.....**Tackles**.....2 vs. Kent State, 2021

#32 - Andre White Jr.

3, 2x, vs. New Mexico.....**Tackles**.....8 vs. UNC, 2020
1.0 at Colorado.....**TFL**.....1.0, 4x, last at Colorado, 2021
1.0 at Colorado.....**Sacks**.....1.0, 4x, last at Colorado, 2021
1 at Colorado.....**QBH**.....1, 4x, last at Colorado, 2021
n/a.....**PBU**.....1, 3x, last vs. UNC, 2020
n/a.....**INT**.....1 vs. UNC, 2020

#13 - Brian Williams

.....**Tackles**.....4 at Miss. State, 2020
.....**TFL**.....1.0 at Miss. State, 2020
.....**Sack**.....1.0 at Miss. State, 2020

#4 - Erick Young

.....**Tackles**.....4 vs. LSU, 2020
.....**TFL**.....0.5 vs. UTSA, 2019
.....**INT**.....1 vs. UTSA, 2019

SPECIAL TEAMS

#47 - Seth Small

2, 2x, last vs. New Mexico.....**FG Made**.....4 at S. Carolina, 2018
49 vs. Kent State.....**Long FG**.....52, 2x, last at S. Carolina, 2018

#0 - Ainias Smith

6 at Colorado.....**Punt Returns**.....6 at Colorado, 2021
78 vs. New Mexico.....**Return Yds**.....78 vs. New Mexico, 2021
39 vs. New Mexico.....**Long Return**.....39 vs. New Mexico, 2021
n/a.....**KO Returns**.....3 vs. Miss. St., 2019
n/a.....**Return Yds**.....49 vs. Miss. St., 2019
n/a.....**Long Return**.....31 vs. Arkansas, 2019

0



AINIAS SMITH

WR | JR-2L | MISSOURI CITY, TEXAS [FT. BEND DULLES]

- Junior WR Ainias Smith has been one of the most versatile contributors on offense and special teams throughout his three-year career.
- Smith made the move to running back ahead of the 2019 Texas Bowl after arriving in Aggieland as a wide receiver and handled the majority of the return duties as freshman.
- Against Kent State, Smith tallied a career-high eight receptions for 100 yards, logging his third career 100-yard receiving game ... Smith also caught two touchdowns, marking his third career multi-touchdown performance and second game with two-plus scores through the air.
- Smith led the team in total touchdowns (10) in 2020, becoming the first Aggie to average a touchdown per game for an entire season since Trayveon Williams in 2018.
- Last season, Smith led the Maroon & White with 564 receiving yards and six receiving touchdowns, both marks paced all running backs in the SEC.
- Smith is already the only player in school history with 200+ career yards in rushing (366), receiving (947), punt return (404) and kick return (257) ... The rarity has only been achieved by 14 SEC players, including notables like Carnell "Cadillac" Williams of Auburn, Randall Cobb of Kentucky and Chris Rainey of Florida.
- Smith was not unfamiliar with the SEC prior to committing to Texas A&M, as his brother Maurice Smith was a cornerback at Alabama before transferring after graduation to Georgia ... Maurice has played three seasons in the NFL with the Miami Dolphins and Washington Football Team.

2021 GAME-BY-GAME STATS

Opponent	Rushing Att-Yds-TD	Receiving Rec-Yds-TD	Returns PR-Yds
S4 Kent State	3-16-0	8-100-2	4-11
S11 vs Colorado	1-3-0	3-19-0	6-50
S18 New Mexico	0-0-0	2-16-0	4-78
S25 vs Arkansas			
O2 Mississippi State			
O9 Alabama			
O16 at Missouri			
O23 South Carolina			
N6 Auburn			
N13 at Ole Miss			
N20 Prairie View A&M			
N27 at LSU			
Total	4-19-0	13-135-2	14-139

28



ISAIAH SPILLER

RB | JR-2L | SPRING, TEXAS [KLEIN COLLINS]

- Junior RB Isaiah Spiller made impressive strides in his sophomore season, finishing third in the SEC with a 103.6 yards per game average and 1,036 total yards.
- Spiller is currently 16th on A&M's all-time career rushing yards list with 2,232 to date ... Through the first three games, he has rushed for over 100 yards on two occasions.
- Against New Mexico, Spiller made two Lobo defenders miss and reached the end zone, tallying his 20th career rushing touchdown, which puts him six away from reaching the top-16 all-time at A&M.
- At Colorado, Spiller caught his first career touchdown reception, which proved to be the game-winner with 2:41 left to play.
- Against Kent State, Spiller recorded his 11th career 100-yard game (113), while also becoming the 21st Aggie to tally over 2,000 career rushing yards (2,095).
- In 2020, Spiller earned All-SEC first team honors and was a Doak Walker Award Semifinalist.
- During A&M's eight-game win streak last season, Spiller averaged 112.6 yards per game and scored at least one touchdown in six of the eight games.
- Spiller averaged 3.4 yards per carry after contact in 2020, ranked best in the country for running backs with 180 min rushing attempts.
- Spiller's father Fred Spiller is an Aggie and lettered as a member of the football team in 2000.

2021 GAME-BY-GAME STATS

Opponent	Rushing Att-Yds-TD	Receiving Rec-Yds-TD
S4 Kent State	17-113-0	2-24-0
S11 vs Colorado	8-20-0	6-56-1
S18 New Mexico	15-117-1	1-0-0
S25 vs Arkansas		
O2 Mississippi State		
O9 Alabama		
O16 at Missouri		
O23 South Carolina		
N6 Auburn		
N13 at Ole Miss		
N20 Prairie View A&M		
N27 at LSU		
Total	40-250-1	9-80-1

85



JALEN WYDERMYER

TE | JR-2L | DICKINSON, TEXAS [DICKINSON]

- Junior TE Jalen Wydermyer is in his third season in Aggieland, regarded as one of the top tight ends in the country, often making his biggest impact in premier games.
- At Colorado, Wydermyer became the fourth Aggie tight end in program history to eclipse the 1,000 receiving yards mark (1,055), logging 66 yards off four catches.
- Last season, Wydermyer earned All-SEC second team honors and was a finalist for the John Mackey Award.
- Wydermyer finished atop the SEC among tight ends with 45 catches last season in conference play.
- In 2020, Wydermyer was A&M's leader with 29 catches for first downs and he also leads the way with 14 catches for first downs on third-down plays.
- At Auburn, Wydermyer broke the A&M career record for touchdowns by a tight end ... His 12 career TD receptions stand alone at the top of the list, ahead of Jace Sternberger (2018) and Martellus Bennett (2005-07), who each caught 10 touchdown passes in their careers.
- As a freshman, Wydermyer earned AP All-SEC Second Team and SEC All-Freshman Team honors for his impressive debut.
- In his first season, Wydermyer was second on A&M's single-season tight ends scoring list with six trips to the end zone, following only All-American and current Green Bay Packer Jace Sternberger (10).

2021 GAME-BY-GAME STATS

Opponent	Rec.	Yards	TD	Long
S4 Kent State	4	36	0	18
S11 vs Colorado	4	66	0	29
S18 New Mexico	4	39	0	21
S25 vs Arkansas				
O2 Mississippi State				
O9 Alabama				
O16 at Missouri				
O23 South Carolina				
N6 Auburn				
N13 at Ole Miss				
N20 Prairie View A&M				
N27 at LSU				
Total	12	141	0	29

1



AARON HANSFORD

LB | GR-3L | WASHINGTON, D.C. [ST. JOHN'S COLLEGE HS]

- Graduate LB Aaron Hansford answered the call in 2020, making nine starts and becoming a key part in the Aggie defense, after going through a position change and battling injuries prior to the start of his junior season.
- Against New Mexico, Hansford tallied a sack and a career-high 2.0 tackles-for-loss as the defense limited the Lobos to 122 yards of total offense.
- Against Kent State, Hansford led the defense in tackles for the second consecutive season-opener with eight takedowns.
- Hansford finished second on the team to only former linebacker Buddy Johnson in tackles with 49 last season, and third on the team with 7.0 tackles for loss.
- Last season, Hansford excelled in blitz/pass situations as well, tallying 3.0 sacks along with three QB hurries.
- Hansford recorded a sack and 1.5 tackles-for-loss as the A&M defense limited the Gamecocks to just 150 yards of total offense in the win at South Carolina in 2020.
- After missing his sophomore season due to injury, Hansford made his debut on defense as a junior ... He played in all 13 games and made one start.
- Hansford arrived at A&M as a wide receiver and saw the field on offense as a freshman after being granted a medical redshirt in his true freshman season.

2021 GAME-BY-GAME STATS

Opponent	Tkl	TFL	Sack	FF	FR	INT	QBH	PBU
S4 Kent State	8	0.0	0.0	0	0	0	0	1
S11 vs Colorado	3	1.0	0.0	0	0	0	1	0
S18 New Mexico	4	2.0	1.0	0	0	0	0	1
S25 vs Arkansas								
O2 Mississippi State								
O9 Alabama								
O16 at Missouri								
O23 South Carolina								
N6 Auburn								
N13 at Ole Miss								
N20 Prairie View A&M								
N27 at LSU								
Total	15	3.0	1.0	0	0	0	1	2

0



MYLES JONES

DB | GR-3L | MAGNOLIA, TEXAS [WEST]

- Graduate DB Myles Jones brings veteran experience to a talented defensive back corps that ranked second in pass defense in the SEC last season.
- The lengthy, 6-4 corner started all eight games that he appeared in last season and finished fourth on the team with 39 tackles.
- Against LSU, Jones broke up two passes, upping his career total to 28, which ties him with Ray Mickens (1992-95) for ninth on A&M's all-time career list.
- He snatched his fourth career pick and made six tackles at Mississippi State, helping the A&M defense limit the Bulldogs to negative rushing yards in the 28-14 win.
- Over his four year career in Aggieland, Jones has finished top two in pass breakups each season.
- An esteemed leader on the defense, Jones took then-true freshman corner Jaylon Jones under his wing last season, helping him navigate a tough SEC schedule and finish the year with the most breakups (6) on the team.

2021 GAME-BY-GAME STATS

Opponent	Tkl	TFL	Sack	FF	FR	INT	QBH	PBU
S4 Kent State	--	DNP	--					
S11 vs Colorado	--	DNP	--					
S18 New Mexico	2	0.0	0.0	0	0	0	0	0
S25 vs Arkansas								
O2 Mississippi State								
O9 Alabama								
O16 at Missouri								
O23 South Carolina								
N6 Auburn								
N13 at Ole Miss								
N20 Prairie View A&M								
N27 at LSU								
Total	2	0.0	0.0	0	0	0	0	0

8



DEMARVIN LEAL

DL | JR-2L | SAN ANTONIO, TEXAS [JUDSON]

- Junior DL DeMarvin Leal is regarded as one of the country's most disruptive defenders heading into the 2021 season, known for his versatility and quickness all while weighing in at 290-pounds.
- Against New Mexico, Leal tallied a career-high 1.5 sacks as the defense held the Lobo passing attack to 33 yards through the air.
- Leal, who is a force both inside and outside on the d-line, made a mark in nearly every defensive stat category last season.
- Leal led the team with eight QB hurries, also adding 37 tackles, three pass breakups, 2.5 sacks and one interception.
- Leal earned SEC Defensive Lineman of the Week honors after matching his career high with seven tackles and adding two hurries in the win over LSU last season.
- Despite not registering a tackle at Alabama in 2020, Leal still made his presence known, recording the first interception of his career and returning it 43 yards to set up a game-tying A&M touchdown in the second quarter.
- In the first game of the 2020 season, Leal set a new career mark with seven takedowns and match his career best with 2.0 tackles for loss in a strong defensive stand against Vanderbilt to help A&M start they year in the win column.
- Despite battling through a torn meniscus as an early enrollee and a broken hand in the early fall, Leal played in all 13 games as a freshman, making seven starts ... He finished the year second on the team with five QB hurries.

2021 GAME-BY-GAME STATS

Opponent	Tkl	TFL	Sack	FF	FR	INT	QBH	PBU
S4 Kent State	5	1.0	1.0	0	0	0	0	0
S11 vs Colorado	5	1.0	0.0	0	0	0	0	1
S18 New Mexico	3	1.5	1.5	0	0	0	0	0
S25 vs Arkansas								
O2 Mississippi State								
O9 Alabama								
O16 at Missouri								
O23 South Carolina								
N6 Auburn								
N13 at Ole Miss								
N20 Prairie View A&M								
N27 at LSU								
Total	13	3.5	2.5	0	0	0	0	1

2021 TEXAS A&M FOOTBALL STATISTICS

SCHEDULE / RESULTS / RECORD BREAKDOWN

Date	Opponent		Score	Overall	SEC	Start	Time	Temp	Attend
Sat Sep 4	Kent State	W	41-10	1-0	0-0	7:00 PM	3:47	95°	97,339
Sat Sep 11	vs Colorado ~	W	10-7	2-0	0-0	2:30 PM	3:26	92°	61,203
Sat Sep 18	New Mexico	W	34-0	3-0	0-0	11:00 AM	2:57	85°	84,748
Sat Sep 25	* vs Arkansas ^								
Sat Oct 2	* Mississippi State								
Sat Oct 9	* Alabama								
Sat Oct 16	* at Missouri								
Sat Oct 23	* South Carolina								
Sat Nov 6	* Auburn								
Sat Nov 13	* at Ole Miss								
Sat Nov 20	Prairie View A&M								
Sat Nov 27	* at LSU								

* - SEC Game / ~ - Empower Field at Mile High, Denver, Colo. / ^ - AT&T Stadium, Arlington, Texas
Rankings reflected as AP/USA Today ranking at time of the game

TEAM STATISTICS

	A&M	OPPONENT
SCORING	85	17
Points Per Game	28.3	5.7
FIRST DOWNS	64	42
Rushing	28	26
Passing	35	12
Penalty	1	4
RUSHING YARDAGE	555	486
Yards gained rushing	605	565
Yards lost rushing	50	79
Rushing Attempts	105	119
Average Per Rush	5.3	4.1
Average Per Game	185.0	162.0
TDs Rushing	3	2
PASSING YARDAGE	758	232
Comp-Att-Int	59-107-5	37-78-4
Average Per Pass	7.1	3.0
Average Per Catch	12.8	6.3
Average Per Game	252.7	77.3
TDs Passing	6	0
TOTAL OFFENSE	1313	718
Total Plays	212	197
Average Per Play	6.2	3.6
Average Per Game	437.7	239.3
KICK RETURNS: #-Yards	2-59 (29.5)	6-150 (25.0)
PUNT RETURNS: #-Yards	15-139 (9.3)	2-18 (9.0)
INT RETURNS: #-Yards	4-89	5-68
FUMBLES-LOST	2-2	0-0
PENALTIES-Yards	19-170	8-45
Average Per Game	56.7	15.0
PUNTS-Yards	12-574	26-1106
Average Per Punt	47.8	42.5
TIME OF POSSESSION/Game	32:43	27:12
3RD-DOWN Conversions	22-47 (47%)	17-49 (35%)
4TH-DOWN Conversions	1-2 (50%)	0-2 (0%)
SACKS BY-Yards	10-54	6-26
FIELD GOALS-ATTEMPTS	5-7	1-4
ON-SIDE KICKS	0-0	0-2
RED-ZONE SCORES	(8-12) 75%	(3-6) 50%
RED-ZONE TOUCHDOWNS	(6-12) 50%	(2-6) 33%
PAT-ATTEMPTS	(10-10) 100%	(2-2) 100%
ATTENDANCE AVG	91,044	61,203

2021 SEASON UNDER FISHER

Overall	3-0	29-10
Home	2-0	17-3
Away	0-0	6-7
Neutral	1-0	6-0
SEC	0-0	17-8
Non-Conference	3-0	11-2
Overtime	0-0	2-0
Day	2-0	12-7
Night	1-0	17-3
Televised	3-0	29-10
Non-Televised	0-0	0-0
vs Top 25	0-0	6-8
vs Top 15	0-0	4-8
vs Top 10	0-0	2-8
vs Top 5	0-0	1-7
Scores First	2-0	21-4
Opponent Scores First	1-0	8-6
Leading after 1st Qtr	2-0	20-0
Trailing after 1st Qtr	1-0	5-9
Tied after 1st Qtr	0-0	4-1
Leading at Half	2-0	24-2
Trailing at Half	1-0	3-8
Tied at Half	0-0	2-0
Leading after 3rd Qtr	2-0	20-1
Trailing after 3rd Qtr	1-0	5-9
Tied after 3rd Qtr	0-0	4-0
Wins Coin Toss	0-0	11-4
Loses Coin Toss	3-0	18-6
Natural Grass	3-0	26-10
Artificial Surface	0-0	3-0

SCORE BY QUARTERS

	1st	2nd	3rd	4th	OT	Total
Texas A&M	24	13	27	21	-	85
Opponents	10	0	0	7	-	17

TEXAS A&M GAME-BY-GAME STATISTICS

OFFENSE

	Date	Opponent	RUSHING				RECEIVING				PASSING				KICK RETURNS				PUNT RETURNS				tot off
			No.	Yds	TD	Lg	No.	Yds	TD	Lg	C-A-I	Yds	TD	Lg	No	Yds	TD	Lg	No	Yds	TD	Lg	
SEPT	4	Kent State	42	303	2	63	21	292	2	53	21-34-4	292	2	53	0	0	0	0	4	11	0	13	595
	11	vs Colorado	29	98	0	15	19	191	1	29	19-40-0	191	1	29	1	21	0	21	6	50	0	13	289
	18	New Mexico	34	154	1	46	19	275	3	70	19-33-1	275	3	70	1	38	0	38	5	78	0	39	429
	25	vs Arkansas																					
OCT	2	Mississippi State																					
	9	Alabama																					
	16	at Missouri																					
	23	South Carolina																					
NOV	6	Auburn																					
	13	at Ole Miss																					
	20	Prairie View A&M																					
	27	at LSU																					
		TEXAS A&M	105	555	3	63	59	758	6	70	59-107-5	758	6	70	2	59	0	38	15	139	0	39	1313
		OPPONENTS	119	486	2	38	37	232	0	19	37-78-4	232	0	19	6	150	0	31	2	18	0	13	718

DEFENSE

	Date	Opponent	TACKLES			SACKS		FUMBLES			QBH	Pass Brk	Blkd Kick	Kicks Att-Mad	2-Pt Conv		Saf	Pts
			Solo	Ast	Total	TFL-Yds	No-Yds	FF	FR-Yds	Int-Yds					Run	Rcv		
SEPT	4	Kent State	42	40	82	9.0-31	5.0-22	0	0-0	2-85	1	4	0	5-5	0	0	0	41
	11	vs Colorado	43	10	53	5.0-14	1.0-3	0	0-0	1-0	5	7	0	1-1	0	0	0	10
	18	New Mexico	35	22	57	11.0-47	4.0-29	0	0-0	1-4	5	3	0	4-4	0	0	0	34
	25	vs Arkansas																
OCT	2	Mississippi State																
	9	Alabama																
	16	at Missouri																
	23	South Carolina																
NOV	6	Auburn																
	13	at Ole Miss																
	20	Prairie View A&M																
	27	at LSU																
		TEXAS A&M	120	72	192	25.0-92	10.0-54	0	0-0	4-89	11	14	0	10-10	0	0	0	85
		OPPONENTS	115	72	187	16.0-51	6.0-26	1	2-0	5-68	9	13	0	2-2	0	0	0	17

SPECIAL TEAMS

	Date	Opponent	No	Yds	Avg	PUNTING					FIELD GOALS					KICKOFFS				
						Long	Blkd	TB	FC	50+	I20	Att-Made	Lg	Blkd	No	Yds	Avg	TB	OB	
SEPT	4	Kent State	0	0	0.0	0	0	0	0	0	0	2-2	49	0	8	510	63.8	4	0	
	11	vs Colorado	8	392	49.0	65	0	1	3	4	2	2-1	41	0	3	195	65.0	3	0	
	18	New Mexico	4	182	45.5	61	0	0	1	2	4	3-2	44	0	7	455	65.0	5	0	
	25	vs Arkansas																		
OCT	2	Mississippi State																		
	9	Alabama																		
	16	at Missouri																		
	23	South Carolina																		
NOV	6	Auburn																		
	13	at Ole Miss																		
	20	Prairie View A&M																		
	27	at LSU																		
		TEXAS A&M	12	574	47.8	65	0	1	4	6	6	7-5	49	0	18	1160	64.4	12	0	
		OPPONENTS	26	1106	42.5	57	0	1	6	4	6	4-1	30	0	6	255	42.5	1	1	

RED ZONE

	Date	Opponent	Score	Times In RZ	Times Scored	Pts	Total TDs	Rush TDs	Pass TDs	FGs Made	FGA	Failed to score inside Red Zone				
												Downs	Int	Fumb	Half	Game
SEPT	4	Kent State	W 41-10	6	4	24	3	1	2	1	0	0	2	0	0	0
	11	vs Colorado	W 10-7	2	1	7	1	0	1	0	0	0	0	1	0	0
	18	New Mexico	W 34-0	4	3	17	2	1	1	1	1	0	0	0	0	0
	25	vs Arkansas														
OCT	2	Mississippi State														
	9	Alabama														
	16	at Missouri														
	23	South Carolina														
NOV	6	Auburn														
	13	at Ole Miss														
	20	Prairie View A&M														
	27	at LSU														
		TEXAS A&M – 8 OF 12 (66.7%)		12	8	48	6	2	4	2	1	0	2	1	0	0
		OPPONENTS – 3 OF 6 (50.0%)		6	3	17	2	2	0	1	2	1	0	0	0	0

OPPONENT GAME-BY-GAME STATISTICS

OFFENSE

	Date	Opponent	RUSHING				RECEIVING				PASSING				KICK RETURNS				PUNT RETURNS				tot off
			No.	Yds	TD	Lg	No.	Yds	TD	Lg	C-A-I	Yds	TD	Lg	No	Yds	TD	Lg	No	Yds	TD	Lg	
SEPT	4	Kent State	45	226	1	38	14	110	0	19	14-30-2	110	0	19	4	90	0	26	0	0	0	0	336
	11	vs Colorado	38	171	1	30	13	89	0	19	13-25-1	89	0	19	0	0	0	0	2	18	0	13	260
	18	New Mexico	36	89	0	16	10	33	0	11	10-23-1	33	0	11	2	60	0	31	0	0	0	0	122
	25	vs Arkansas																					
OCT	2	Mississippi State																					
	9	Alabama																					
	16	at Missouri																					
	23	South Carolina																					
NOV	6	Auburn																					
	13	at Ole Miss																					
	20	Prairie View A&M																					
	27	at LSU																					
OPPONENTS			119	486	2	38	37	232	0	19	37-78-4	232	0	19	6	150	0	31	2	18	0	13	718
TEXAS A&M			105	555	3	63	59	758	6	70	59-107-5	758	6	70	2	59	0	38	15	139	0	39	1313

DEFENSE

			TACKLES			SACKS		FUMBLES				Pass	Blkd	Kicks	2-Pt Conv			
	Date	Opponent	Solo	Ast	Total	TFL-Yds	No-Yds	FF	FR-Yds	Int-Yds	QBH	Brk	Kick	Att-Mad	Run	Rcv	Saf	Pts
SEPT	4	Kent State	35	34	69	5.0-11	2.0-7	0	1-0	4-68	1	3	0	1-1	0	0	0	10
	11	vs Colorado	42	6	48	5.0-13	1.0-2	1	1-0	0-0	4	7	0	1-1	0	0	0	7
	18	New Mexico	38	32	70	6.0-27	3.0-17	0	0-0	1-0	4	3	0	0-0	0	0	0	0
	25	vs Arkansas																
OCT	2	Mississippi State																
	9	Alabama																
	16	at Missouri																
	23	South Carolina																
NOV	6	Auburn																
	13	at Ole Miss																
	20	Prairie View A&M																
	27	at LSU																
		OPPONENTS	115	72	187	16.0-51	6.0-26	1	2-0	5-68	9	13	0	2-2	0	0	0	17
		TEXAS A&M	120	72	192	25.0-92	10.0-54	0	0-0	4-89	11	14	0	10-10	0	0	0	85

SPECIAL TEAMS

	Date	Opponent	No	Yds	Avg	PUNTING				FIELD GOALS					KICKOFFS				
SEPT	4	Kent State	8	322	40.2	57	Blkd	TB	FC	50+	I20	Att-Made	Lg	Blkd	No	Yds	Avg	TB	OB
	11	vs Colorado	7	343	49.0	55	0	1	0	3	0	1-0	0	0	2	130	65.0	1	0
	18	New Mexico	11	441	40.1	49	0	0	4	0	2	0-0	0	0	1	65	65.0	0	0
	25	vs Arkansas																	
OCT	2	Mississippi State																	
	9	Alabama																	
	16	at Missouri																	
	23	South Carolina																	
NOV	6	Auburn																	
	13	at Ole Miss																	
	20	Prairie View A&M																	
	27	at LSU																	
		OPPONENTS	26	1106	42.5	57	0	1	6	4	6	4-1	30	0	6	255	42.5	1	1
		TEXAS A&M	12	574	47.8	65	0	1	4	6	6	7-5	49	0	18	1160	64.4	12	0

RED ZONE

	Date	Opponent	Score	Times In RZ	Times Scored	Pts	Total TDs	Rush TDs	Pass TDs	FGs Made	Failed to score inside Red Zone					
											FGA	Downs	Int	Fumb	Half	Game
SEPT	4	Kent State	W 41-10	4	2	10	1	1	0	1	2	0	0	0	0	0
	11	vs Colorado	W 10-7	2	1	7	1	1	0	0	0	1	0	0	0	0
	18	New Mexico	W 34-0	0	0	0	0	0	0	0	0	0	0	0	0	0
	25	vs Arkansas														
OCT	2	Mississippi State														
	9	Alabama														
	16	at Missouri														
	23	South Carolina														
NOV	6	Auburn														
	13	at Ole Miss														
	20	Prairie View A&M														
	27	at LSU														
TEXAS A&M — 8 OF 12 (66.7%)				12	8	48	6	2	4	2	1	0	2	1	0	0
OPPONENTS — 3 OF 6 (50.0%)				6	3	17	2	2	0	1	2	1	0	0	0	0

TEAM COMPARISON GAME-BY-GAME

	Date	Opponent	Score	Total	FIRST DOWNS			RUSHING	PASSING		Yards	TOTAL OFFENSE	Return Yds	Turnovers
SEPT	4	Kent State	41-10	29/19	14/10	15/7	0/2	42-303/45-226	21-34-4/14-30-2	292/110	76-595/75-336	96/158	5/2	
	11	vs Colorado	10-7	14/14	6/9	8/3	0/2	29-98/38-171	19-40-0/13-25-1	191/89	69-289/63-260	71/18	1/1	
	18	New Mexico	34-0	21/9	8/7	12/2	1/0	34-154/36-89	19-33-1/10-23-1	275/33	67-429/59-122	120/60	1/1	
	25	vs Arkansas												
OCT	2	Mississippi State												
	9	Alabama												
	16	at Missouri												
	23	South Carolina												
NOV	6	Auburn												
	13	at Ole Miss												
	20	Prairie View A&M												
	27	at LSU												
TOTALS			85-17	64/42	28/26	35/12	1/4	105-555/119-486	59-107-5/37-78-4	758/232	212-1313/197-718	287/236	7/4	

		Date	Opponent	3rd Down Conversions	4th Down Conversions	Time of Possession	TOP Margin	Avg Yds/Rush	Avg Yds/Pass	Avg Yds/Play	Punting Number-Avg	Penalties Number-Yards
SEPT	4		Kent State	9-13/7-18	0-1/0-0	35:43/24:00	11:43	7.2/5.0	8.6/3.7	7.8/4.5	0-0.0/8-40.2	6-70/2-10
	11		vs Colorado	8-20/4-14	0-0/0-2	31:26/28:34	2:52	3.4/4.5	4.8/3.6	4.2/4.1	8-49.0/7-49.0	7-65/2-17
	18		New Mexico	5-14/6-17	1-1/0-0	30:59/29:01	1:58	4.5/2.5	8.3/1.4	6.4/2.1	4-45.5/11-40.1	6-35/4-18
	25		vs Arkansas									
OCT	2		Mississippi State									
	9		Alabama									
	16		at Missouri									
	23		South Carolina									
NOV	6		Auburn									
	13		at Ole Miss									
	20		Prairie View A&M									
	27		at LSU									
TOTALS				22-47/17-49	1-2/0-2	98:08/81:35	16:33	5.3/4.1	7.1/3.0	6.2/3.6	12-47.8/26-42.5	170/45

numbers formatted in team/opponent format

TEXAS A&M INDIVIDUAL STATISTICS

RUSHING

	GP	Att	Gain	Loss	Net	Avg	TD	Long	Avg/G
28 Isaiah Spiller	3	40	254	4	250	6.2	1	46	83.3
6 Devon Achane	3	30	211	8	203	6.8	2	63	67.7
13 Haynes King	2	6	31	7	24	4.0	0	14	12.0
10 Zach Calzada	3	11	44	20	24	2.2	0	12	8.0
4 Amari Daniels	1	3	21	0	21	7.0	0	13	21.0
0 Ainius Smith	3	4	19	0	19	4.8	0	8	6.3
24 Earnest Crowner	2	5	20	3	17	3.4	0	11	8.5
34 LJ Johnson	1	2	5	0	5	2.5	0	5	5.0
TEAM	3	4	0	8	-8	-2.0	0	0	-2.7
TOTAL	2	71	424	23	401	5.6	2	63	200.5
OPPONENTS	2	83	439	42	397	4.8	2	38	198.5

RECEIVING

	GP	No.	Yds	Avg	TD	Long	Avg/G
0 Ainius Smith	3	13	135	10.4	2	27	45.0
85 Jalen Wydermyer	3	12	141	11.8	0	29	47.0
2 Chase Lane	3	9	104	11.6	0	18	34.7
28 Isaiah Spiller	3	8	80	10.0	1	18	26.7
6 Devon Achane	3	6	69	11.5	1	26	23.0
81 Caleb Chapman	2	5	98	19.6	0	53	49.0
7 Moose Muhammad III	2	3	24	8.0	1	14	12.0
1 Demond Demas	3	2	100	50.0	1	70	33.3
3 Devin Price	3	1	7	7.0	0	7	2.3
TOTAL	3	59	758	12.8	6	70	252.7
OPPONENTS	3	37	232	6.3	0	19	77.3

PASSING

	GP	Effic	Comp-Att-Int	Pct	Yds	TD	Lng	Avg/G
10 Zach Calzada	3	117.60	37-72-2	51.4	458	4	70	152.7
13 Haynes King	2	136.57	22-35-3	62.9	300	2	53	150.0
TOTAL	3	123.81	59-107-5	55.1	758	6	70	252.7
OPPONENTS	3	62.16	37-78-4	47.4	232	0	19	77.3

TOTAL OFFENSE

	GP	Plays	Rush	Pass	Total	Avg/G
10 Zach Calzada	3	83	24	458	482	160.7
13 Haynes King	2	41	24	300	324	162.0
28 Isaiah Spiller	3	40	250	0	250	83.3
6 Devon Achane	3	30	203	0	203	67.7
4 Daniels,Amari	1	3	21	0	21	21.0
0 Ainius Smith	3	4	19	0	19	6.3
24 Earnest Crowner	2	5	17	0	17	8.5
34 Johnson,LJ	1	2	5	0	5	5.0
TEAM	3	4	-8	0	-8	-2.7
TOTAL	3	212	555	758	1313	437.7
OPPONENTS	3	197	486	232	718	239.3

TEXAS A&M INDIVIDUAL STATISTICS

ALL-PURPOSE

		G	Rush	Rec	PR	KOR	IR	Tot	Avg/G
6	Devon Achane	3	203	69	0	59	0	331	110.3
28	Isaiah Spiller	3	250	80	0	0	0	330	110.0
0	Ainias Smith	3	19	135	139	0	0	293	97.7
85	Jalen Wydermyer	3	0	141	0	0	0	141	47.0
2	Chase Lane	3	0	104	0	0	0	104	34.7
1	Demond Demas	3	0	100	0	0	0	100	33.3
81	Caleb Chapman	2	0	98	0	0	0	98	49.0
9	Leon ONeal Jr.	3	0	0	0	0	85	85	28.3
7	Moose Muhammad III	2	0	24	0	0	0	24	12.0
10	Zach Calzada	3	24	0	0	0	0	24	8.0
13	Haynes King	2	24	0	0	0	0	24	12.0
4	Daniels,Amari	1	21	0	0	0	0	21	21.0
24	Earnest Crownover	2	17	0	0	0	0	17	8.5
3	Devin Price	3	0	7	0	0	0	7	2.3
34	Johnson,LJ	1	5	0	0	0	0	5	5.0
45	Edgerrin Cooper	3	0	0	0	0	4	4	1.3
	TEAM	3	-8	0	0	0	0	-8	-2.7
	TOTAL	3	555	758	139	59	89	1600	533.3
	OPPONENTS	3	486	232	18	150	68	954	318.0

FIELD GOALS

		FGM-FGA	Pct	01-19	20-29	30-39	40-49	50-99	Lg	Blk
47	Seth Small	5-6	83.3	0-0	0-0	2-2	3-3	0-1	49	0
36	Caden Davis	0-1	0.0	0-0	0-0	0-1	0-0	0-0	0	0
	TOTAL	5-7	71.4	0-0	0-0	2-3	3-3	0-1	49	0

FG SEQUENCE

TEXAS A&M

OPPONENTS

Kent State	(49),(36)	(30),25,24
vs Colorado	53,(41)	46
New Mexico	53,(41)	46
vs Arkansas		
Mississippi State		
Alabama		
at Missouri		
South Carolina		
Auburn		
at Ole Miss		
Prairie View A&M		
at LSU		

Numbers in (parentheses) indicate field goal was made. * blocked

PUNTING

		No.	Yds	Avg	Long	TB	FC	I20	50+	Blkd
95	Nik Constantinou	12	574	47.8	65	1	4	6	6	0
	TOTAL	12	574	47.8	65	1	4	6	6	0
	OPPONENTS	26	1106	42.5	57	1	6	6	4	0

KICKOFFS

		No.	Yds	Avg	TB	OB	Retn	Net	YdLn
36	Caden Davis	10	650	65.0	8	0			
19	Randy Bond	8	510	63.8	4	0			
TOTAL		18	1160	64.4	12	0	150	39.4	25
OPPONENTS		6	255	42.5	1	1	59	28.5	36

SCORING

				PATs						
		TD	FGs	Kick	Rush	Rcv	Pass	DXP	Saf	Points
47	Seth Small	0	5-6	10-10	0-0	0	0-0	0	0	25
6	Devon Achane	3	0-0	0-0	0-0	0	0-0	0	0	18
0	Ainias Smith	2	0-0	0-0	0-0	0	0-0	0	0	12
28	Isaiah Spiller	2	0-0	0-0	0-0	0	0-0	0	0	12
1	Demond Demas	1	0-0	0-0	0-0	0	0-0	0	0	6
7	Moose Muhammad III	1	0-0	0-0	0-0	0	0-0	0	0	6
9	Leon ONeal Jr.	1	0-0	0-0	0-0	0	0-0	0	0	6
36	Caden Davis	0	0-1	0-0	0-0	0	0-0	0	0	0
	TOTAL	10	5-7	10-10	0-0	0	0-0	0	0	85
	OPPONENTS	2	1-4	2-2	0-0	0	0-0	0	0	17

INTERCEPTIONS

	No.	Yds	Avg	TD	Long	
9	Leon O'Neal Jr.	2	85	42.5	1	85
45	Edgerrin Cooper	1	4	4.0	0	4
92	Jayden Peevy	1	0	0.0	0	0
TOTAL		4	89	22.2	1	85
OPPONENTS		5	68	13.6	0	28

PUNT RETURNS

		No.	Yds	Avg	TD	Long
0	Ainias Smith	14	139	9.9	0	39
7	Moose Muhammad III	1	0	0.0	0	0
TOTAL		15	139	9.3	0	39
OPPONENTS		2	18	9.0	0	13

KICK RETURNS

		No.	Yds	Avg	TD	Long
6	Devon Achane	2	59	29.5	0	38
	TOTAL	2	59	29.5	0	38
	OPPONENTS	6	150	25.0	0	31

FUMBLE RETURNS

	No.	Yds	Avg	TD	Long
TOTAL	0	0	0.0	0	0
OPPONENTS	0	0	0.0	0	0

TEXAS A&M DEFENSIVE STATISTICS

		GP	Tackles			Sacks		Pass Def			Fumbles		Blkd Kick	Saf
			Solo	Ast	Total	TFL/Yds	No-Yds	Int-Yds	BrUp	QBH	Rcv-Yds	FF		
27	Antonio Johnson	3	16	2	18	1.0-5	.	.	2
1	Aaron Hansford	3	9	6	15	3.0-10	1.0-7	.	2	1
8	DeMarvin Leal	3	7	6	13	3.5-19	2.5-15	.	1
26	Demani Richardson	3	7	5	12	.	.	.	1
92	Jayden Peevy	3	7	4	11	3.0-8	.	1-0	3
9	Leon O'Neal Jr.	3	9	1	10	1.0-1	.	2-85	2
45	Edgerrin Cooper	3	6	3	9	1.0-1	.	1-4	.	1
14	Keldrick Carper	2	5	4	9	.	.	.	1
32	Andre White	3	4	4	8	1.0-3	1.0-3	.	.	1
16	Brian George	3	8	.	8
2	Micheal Clemons	2	6	2	8	1.5-7	0.5-4	.	.	5
3	Tyree Johnson	3	5	2	7	1.0-7	1.0-7	.	.	2
22	Antonio Doyle Jr.	2	2	5	7	0.5-3
6	Adarius Jones	3	2	4	6
5	Shemar Turner	3	3	3	6	1.5-8	1.5-8
7	Tyreek Chappell	3	3	2	5	0.5-3
10	Fadil Diggs	2	1	3	4	1.0-3	1.0-3
11	Deuce Harmon	3	2	2	4	1.0-1
23	Tarian Lee	2	1	3	4
24	Chris Russell	3	1	2	3	1.0-2
43	Alex Zettler	2	1	2	3
20	Jardin Gilbert	2	.	3	3	0.5-4	0.5-4
93	Dallas Walker IV	1	.	2	2
18	Donell Harris Jr.	1	2	.	2
0	Jones,Myles	1	2	.	2
17	Jaylon Jones	3	2	.	2	1.0-3	.	.	2
34	Isaiah Raikes	2	1	1	2
35	Jackson,McKinnl	1	1	.	1	1
37	Jahzion Harris	1	1	.	1	1.0-3	1.0-3
13	Haynes King	2	1	.	1
42	Samuel Mathews	1	1	.	1
81	Caleb Chapman	2	1	.	1
5	Jalen Preston	3	.	1	1
41	R.J. Orebo	2	1	.	1	1.0-1
85	Jalen Wydermyer	3	1	.	1
10	Zach Calzada	3	1	.	1
TOTAL		3	120	72	192	25-92	10-54	4-89	14	11
OPPONENTS		3	115	72	187	16.0-51	6-26	5-68	13	9	2-0	1	.	.

LEADERS

SOLO TACKLES

27	A Johnson	16
9	L O'Neal Jr.	9
1	A Hansford	9
16	B George	8
(3 Tied)		7

ASSISTED TACKLES

33	A Hansford	6
8	D Leal	6
22	A Doyle	5
26	D Richardson	5
(4 Tied)		4

TACKLES FOR LOSS/YDS

8	D Leal	3.5/19
1	A Hansford	3.0/10
92	J Peevy	3.0/8
5	S Turner	1.5/8
2	M Clemons	1.5/7

QB SACKS/YDS

8	D Leal	2.5/15
5	S Turner	1.5/8
1	A Hansford	1.0/7
32	A White	1.0/3
37	J Harris	1.0/3
10	F Diggs	1.0/3

SPECIAL TEAMS TACKLES

22	A Doyle	3
24	C Russell	2
(7 Tied)		1

PARTICIPATION CHART

	Name	GP/GS	KENT	COLO	UNM	ARK	MSST	BAMA	MIZZ	SC	AUB	MISS	PVAMU	LSU
6	Devon Achane	3/-	XXX	XXX	XXX									
70	Josh Bankhead	2/-	XXX	...	XXX									
19	Randy Bond	1/-	XXX									
14	Blake Bost	1/-	XXX									
8	Yulkeith Brown	1/-	XXX									
10	Zach Calzada	3/1	XXX	XXX	START									
14	Keldrick Carper	2/1	START	XXX	...									
81	Caleb Chapman	2/-	XXX	XXX	...									
7	Tyreek Chappell	3/-	XXX	XXX	XXX									
52	Smart Chibuzo	2/-	XXX	...	XXX									
12	Connor Choate	2/-	XXX	...	XXX									
2	Micheal Clemons	2/1	...	XXX	START									
95	N Constantinou	3/-	XXX	XXX	XXX									
45	Edgerrin Cooper	3/1	START	XXX	XXX									
24	E Crownover	2/-	XXX	...	XXX									
88	Baylor Cupp	1/-	XXX									
4	Amari Daniels	1/-	XXX									
36	Caden Davis	2/-	...	XXX	XXX									
1	Demond Demas	3/-	XXX	XXX	XXX									
22	A Doyle Jr.	2/-	XXX	...	XXX									
10	Fadil Diggs	2/-	XXX	XXX	...									
61	Bryce Foster	1/1	START									
67	Galen Gallagher	1/-	XXX									
16	Brian George	3/3	START	START	START									
20	Jardin Gilbert	2/-	XXX	...	XXX									
48	Jacob Graham	1/-	XXX									
55	Kenyon Green	2/2	START	...	START									
1	Aaron Hansford	3/2	XXX	START	START									
11	Deuce Harmon	3/-	XXX	XXX	XXX									
18	Donell Harris Jr.	1/-	XXX									
37	Jahzion Harris	1/-	XXX									
21	Darvon Hubbard	1/-	XXX									
76	R Fatheree II	2/-	XXX	...	XXX									
7	M Muhammad III	2/-	XXX	...	XXX									
25	Deondre Jackson	1/-	XXX									
16	Kenyon Jackson	2/-	XXX	XXX	...									
35	McKinnley Jackson	1/-	XXX									
90	Elijah Jeudy	1/-	XXX									
27	Antonio Johnson	3/3	START	START	START									
58	Jahmir Johnson	2/2	START	...	START									
34	LJ Johnson	1/-	XXX									
3	Tyree Johnson	3/3	START	START	START									
6	Adarious Jones	3/1	START	XXX	XXX									
17	Jaylon Jones	3/3	START	START	START									
0	Myles Jones	1/-	XXX									
13	Haynes King	2/2	START	START	...									
2	Chase Lane	3/3	START	START	START									
8	DeMarvin Leal	3/3	START	START	START									
23	Tarian Lee	2/-	XXX	...	XXX									
30	Reese Mason	3/-	XXX	XXX	XXX									
42	Samuel Mathews	1/-	XXX									
75	Luke Matthews	1/-	XXX									
31	Dreyden Norwood	1/-	XXX									
74	Aki Ogunbiyi	1/1	START									
9	Leon ONeal	3/3	START	START	START									
41	R.J. Orebo	2/-	XXX	...	XXX									
92	Jayden Peevy	3/3	START	START	START									
5	Jalen Preston	3/-	XXX	XXX	XXX									
3	Devin Price	3/-	XXX	XXX	XXX									
34	Isaiah Raikes	2/-	XXX	...	XXX									
15	Albert Regis	1/-	XXX									
26	D Richardson	3/3	START	START	START									
24	Chris Russell	3/-	XXX	XXX	XXX									
47	Seth Small	3/-	XXX	XXX	XXX									
0	Ainias Smith	3/3	START	START	START									
66	Spasojevic-Moko	1/-	XXX									
28	Isaiah Spiller	3/3	START	START	START									
17	Eli Stowers	2/-	XXX	XXX	...									
53	Blake Trainor	2/1	XXX	...	START									
5	Shemar Turner	3/-	XXX	XXX	XXX									
93	Dallas Walker	1/-	XXX									
32	Andre White	3/2	XXX	START	START									
42	Max Wright	1/1	START									
85	Jalen Wydermyer	3/3	START	START	START									
77	Matthew Wykoff	1/-	XXX									
43	Alex Zettler	2/-	XXX	...	XXX									
60	Trey Zuhn III	1/-	XXX									

RUSHING/RECEIVING/PASSING GAME-BY-GAME

RUSHING

	Name	No-Yds/TD	KENT	COLO	ARK	MSST	BAMA	MIZZ	SC	AUB	MISS	PVAMU	LSU
28	Isaiah Spiller	40-250/1	17-113/0	8-20/0	15-117/1								
6	Devon Achane	30-203/2	12-124/2	9-50/0	9-29/0								
10	Zach Calzada	11-24/0	1-12/0	7-29/0	3--17/0								
13	Haynes King	6-24/0	5-22/0	1-2/0	DNP								
4	Daniels,Amari	3-21/0	DNP	DNP	3-21/0								
0	Ainias Smith	4-19/0	3-16/0	1-3/0	-								
24	E Crownover	5-17/0	3-18/0	DNP	2--1/0								
34	Johnson,LJ	2-5/0	DNP	DNP	2-5/0								
	TEAM	4--8/0	1--2/0	3--6/0	-								

RECEIVING

	Name	No-Yds/TD	KENT	COLO	ARK	MSST	BAMA	MIZZ	SC	AUB	MISS	PVAMU	LSU
85	Jalen Wydermyer	12-141/0	4-36/0	4-66/0	4-39/0								
0	Ainias Smith	13-135/2	8-100/2	3-19/0	2-16/0								
2	Chase Lane	9-104/0	3-41/0	2-19/0	4-44/0								
1	Demond Demas	2-100/1	-	-	2-100/1								
81	Caleb Chapman	5-98/0	4-91/0	1-7/0	DNP								
28	Isaiah Spiller	8-80/1	2-24/0	6-56/1	-								
6	Devon Achane	6-69/1	-	3-24/0	3-45/1								
7	M Muhammad III	3-24/1	-	DNP	3-24/1								
3	Devin Price	1-7/0	-	-	1-7/0								

PASSING

#13 HAYNES KING

	Att	Comp	Int	Pct	Yards	TD	Long	Sack	Yds	Effic
Kent State	33	21	3	63.6	292	2	53	2	7	139.8
vs Colorado	2	1	0	50.0	8	0	8	0	0	83.6
New Mexico	---Did Not Play---									
vs Arkansas										
Mississippi State										
Alabama										
at Missouri										
South Carolina										
Auburn										
Ole Miss										
Prairie View A&M										
at LSU										
TOTALS	35	22	3	62.9	300	2	53	2	7	136.6

#10 ZACH CALZADA

	Att	Comp	Int	Pct	Yards	TD	Long	Sack	Yds	Effic
Kent State	1	0	1	0.0	0	0	0	0	0	-200.0
vs Colorado	38	18	0	47.4	183	1	29	1	2	96.5
New Mexico	33	19	1	57.6	275	3	70	3	17	151.5
vs Arkansas										
Mississippi State										
Alabama										
at Missouri										
South Carolina										
Auburn										
Ole Miss										
Prairie View A&M										
at LSU										
TOTALS	72	37	2	51.4	458	4	70	4	19	117.6

TACKLES GAME-BY-GAME

	Name	Solo-Ast	Total	KENT	COLO	UNM	ARK	MSST	BAMA	MIZZ	SC	AUB	MISS	PVAMU	LSU
27	Antonio Johnson	16-2	18	6-0	9-0	1-2									
1	Aaron Hansford	9-6	15	3-5	3-0	3-1									
8	DeMarvin Leal	7-6	13	2-3	4-1	1-2									
26	D Richardson	7-5	12	1-2	2-2	4-1									
92	Jayden Peevy	7-4	11	1-1	5-2	1-1									
9	Leon ONeal	9-1	10	3-1	4-0	2-0									
45	Edgerin Cooper	6-3	9	2-3	1-0	3-0									
14	Keldrick Carper	5-4	9	4-3	1-1	DNP									
16	Brian George	8-0	8	3-0	4-0	1-0									
32	Andre White	4-4	8	0-2	2-1	2-1									
2	Michael Clemons	6-2	8	DNP	3-1	3-1									
3	Tyree Johnson	5-2	7	1-1	2-1	2-0									
22	A Doyle Jr.	2-5	7	1-1	DNP	1-4									
5	Shemar Turner	3-3	6	1-3	1-0	1-0									
6	Adarious Jones	2-4	6	1-2	0-1	1-1									
7	Tyreek Chappell	3-2	5	2-1	1-0	0-1									
10	Fadil Diggs	1-3	4	1-3	-	DNP									
23	Tarian Lee	1-3	4	1-1	DNP	0-2									
11	Deuce Harmon	2-2	4	0-1	-	2-1									
20	Jardin Gilbert	0-3	3	0-2	DNP	0-1									
24	Chris Russell	1-2	3	1-1	-	0-1									
43	Alex Zettler	1-2	3	1-0	DNP	0-2									
18	Harris Jr.,Done	2-0	2	DNP	DNP	2-0									
93	Dallas Walker	0-2	2	0-2	DNP	DNP									
34	Isaiah Raikes	1-1	2	1-1	DNP	-									
0	Jones,Myles	2-0	2	DNP	DNP	2-0									
17	Jaylon Jones	2-0	2	-	1-0	1-0									
5	Jalen Preston	0-1	1	0-1	-	-									
35	Jackson,McKinnl	1-0	1	DNP	DNP	1-0									
37	Jahzion Harris	1-0	1	1-0	DNP	DNP									
41	R.J. Orebo	1-0	1	1-0	DNP	-									
42	Mathews,Samuel	1-0	1	DNP	DNP	1-0									
13	Haynes King	1-0	1	1-0	-	DNP									
81	Caleb Chapman	1-0	1	1-0	-	DNP									
85	Jalen Wydermyer	1-0	1	1-0	-	-									
10	Zach Calzada	1-0	1	1-0	-	-									

SEASON SUPERLATIVES

TEXAS A&M

INDIVIDUAL GAME HIGHS

Rushes	17	Isaiah Spiller vs Kent State (Sep 04, 2021)
Yards Rushing	124	Devon Achane vs Kent State (Sep 04, 2021)
TD Rushes	2	Devon Achane vs Kent State (Sep 04, 2021)
Long Rush	63	Devon Achane vs Kent State (Sep 04, 2021)
Pass attempts	38	Zach Calzada at Colorado (Sep 11, 2021)
Pass completions	21	Haynes King vs Kent State (Sep 04, 2021)
Yards Passing	292	Haynes King vs Kent State (Sep 04, 2021)
TD Passes	3	Zach Calzada vs New Mexico (Sep 18, 2021)
Long Pass	70	Zach Calzada vs New Mexico (Sep 18, 2021)
Receptions	8	Ainias Smith vs Kent State (Sep 04, 2021)
Yards Receiving	100	Ainias Smith vs Kent State (Sep 04, 2021)
		Demond Demas vs New Mexico (Sep 18, 2021)
TD Receptions	2	Ainias Smith vs Kent State (Sep 04, 2021)
Long Reception	70	Demond Demas vs New Mexico (Sep 18, 2021)
Field Goals	2	Seth Small vs Kent State (Sep 04, 2021)
		Seth Small vs New Mexico (Sep 18, 2021)
Long Field Goal	49	Seth Small vs Kent State (Sep 04, 2021)
Punts	8	Nik Constantinou at Colorado (Sep 11, 2021)
Punting Avg	49.0	Nik Constantinou at Colorado (Sep 11, 2021)
Long Punt	65	Nik Constantinou at Colorado (Sep 11, 2021)
Punts inside 20	4	Nik Constantinou vs New Mexico (Sep 18, 2021)
Long Punt Return	39	Ainias Smith vs New Mexico (Sep 18, 2021)
Long Kickoff Return	38	Devon Achane vs New Mexico (Sep 18, 2021)
Tackles	9	Antonio Johnson at Colorado (Sep 11, 2021)
Sacks	1.5	Shemar Turner vs Kent State (Sep 04, 2021)
		DeMarvin Leal vs New Mexico (Sep 18, 2021)
Tackles For Loss	2.0	Jayden Peevy at Colorado (Sep 11, 2021)
		Aaron Hansford vs New Mexico (Sep 18, 2021)
Interceptions	2	Leon O'Neal Jr. vs Kent State (Sep 04, 2021)

TEAM GAME HIGHS

Rushes	42	vs Kent State (Sep 04, 2021)
Yards Rushing	303	vs Kent State (Sep 04, 2021)
Yards Per Rush	7.2	vs Kent State (Sep 04, 2021)
TD Rushes	2	vs Kent State (Sep 04, 2021)
Pass attempts	40	at Colorado (Sep 11, 2021)
Pass completions	21	vs Kent State (Sep 04, 2021)
Yards Passing	292	vs Kent State (Sep 04, 2021)
Yards Per Pass	8.6	vs Kent State (Sep 04, 2021)
TD Passes	3	vs New Mexico (Sep 18, 2021)
Total Plays	76	vs Kent State (Sep 04, 2021)
Total Offense	595	vs Kent State (Sep 04, 2021)
Yards Per Play	7.8	vs Kent State (Sep 04, 2021)
Points	41	vs Kent State (Sep 04, 2021)
Sacks By	5	vs Kent State (Sep 04, 2021)
First Downs	29	vs Kent State (Sep 04, 2021)
Penalties	7	at Colorado (Sep 11, 2021)
Penalty Yards	70	vs Kent State (Sep 04, 2021)
Turnovers	5	vs Kent State (Sep 04, 2021)
Interceptions By	2	vs Kent State (Sep 04, 2021)
Punts	8	at Colorado (Sep 11, 2021)
Punting Avg	49.0	at Colorado (Sep 11, 2021)
Long Punt	65	at Colorado (Sep 11, 2021)
Punts inside 20	4	vs New Mexico (Sep 18, 2021)
Long Punt Return	39	vs New Mexico (Sep 18, 2021)

OPPONENTS

INDIVIDUAL GAME HIGHS

Rushes	12	Broussard,Jarek of Colorado (Sep 11, 2021)
		Fontenot,Alex of Colorado (Sep 11, 2021)
Yards Rushing	76	Lewis,Brendon of Colorado (Sep 11, 2021)
TD Rushes	1	Collin Schlee of Kent State (Sep 04, 2021)
		Broussard,Jarek of Colorado (Sep 11, 2021)
Long Rush	38	Xavier Williams of Kent State (Sep 04, 2021)
Pass attempts	26	Dustin Crum of Kent State (Sep 04, 2021)
Pass completions	13	Lewis,Brendon of Colorado (Sep 11, 2021)
Yards Passing	89	Dustin Crum of Kent State (Sep 04, 2021)
		Lewis,Brendon of Colorado (Sep 11, 2021)
TD Passes	0	
Long Pass	19	Dustin Crum of Kent State (Sep 04, 2021)
		Lewis,Brendon of Colorado (Sep 11, 2021)
Receptions	3	six tied, last by Logan-Greene of New Mexico (Sep 18, 2021)
Yards Receiving	24	Keshunn Abram of Kent State (Sep 04, 2021)
TD Receptions	0	
Long Reception	19	Marquez Cooper of Kent State (Sep 04, 2021)
Field Goals	1	Andrew Glass of Kent State (Sep 04, 2021)
Long Field Goal	30	Andrew Glass of Kent State (Sep 04, 2021)
Punts	11	Rodriguez,Aaron of New Mexico (Sep 18, 2021)
Punting Avg	49.0	Watts,Josh of Colorado (Sep 11, 2021)
Long Punt	57	Josh Smith of Kent State (Sep 04, 2021)
Punts inside 20	4	Josh Smith of Kent State (Sep 04, 2021)
Long Punt Return	13	Stanley,Dimitri of Colorado (Sep 11, 2021)
Long Kickoff Return	31	Logan-Greene of New Mexico (Sep 18, 2021)
Tackles	11	Combs,Tavian of New Mexico (Sep 18, 2021)
Sacks	1.0	AJ Musolino of Kent State (Sep 04, 2021)
		CJ West of Kent State (Sep 04, 2021)
		Rodman,Na'im of Colorado (Sep 11, 2021)
		Leutele,Ray of New Mexico (Sep 18, 2021)
		Harris,Justin of New Mexico (Sep 18, 2021)
		Noble,Joey of New Mexico (Sep 18, 2021)
Tackles For Loss	2.0	AJ Musolino of Kent State (Sep 04, 2021)
		Gonzalez,Christ of Colorado (Sep 11, 2021)
		Landman,Nate of Colorado (Sep 11, 2021)
Interceptions	2	Elvis Hines of Kent State (Sep 04, 2021)

TEAM GAME HIGHS

Rushes	45	Kent State (Sep 04, 2021)
Yards Rushing	226	Kent State (Sep 04, 2021)
Yards Per Rush	5.0	Kent State (Sep 04, 2021)
TD Rushes	1	Kent State (Sep 04, 2021)
		Colorado (Sep 11, 2021)
Pass attempts	30	Kent State (Sep 04, 2021)
Pass completions	14	Kent State (Sep 04, 2021)
Yards Passing	110	Kent State (Sep 04, 2021)
Yards Per Pass	3.7	Kent State (Sep 04, 2021)
TD Passes	0	
Total Plays	75	Kent State (Sep 04, 2021)
Total Offense	336	Kent State (Sep 04, 2021)
Yards Per Play	4.5	Kent State (Sep 04, 2021)
Points	10	Kent State (Sep 04, 2021)
Sacks By	3	New Mexico (Sep 18, 2021)
First Downs	19	Kent State (Sep 04, 2021)
Penalties	4	New Mexico (Sep 18, 2021)
Penalty Yards	18	New Mexico (Sep 18, 2021)
Turnovers	2	Kent State (Sep 04, 2021)
Interceptions By	4	Kent State (Sep 04, 2021)
Punts	11	New Mexico (Sep 18, 2021)
Punting Avg	49.0	Colorado (Sep 11, 2021)
Long Punt	57	Kent State (Sep 04, 2021)
Punts inside 20	4	Kent State (Sep 04, 2021)
Long Punt Return	13	Colorado (Sep 11, 2021)

MISCELLANEOUS STATISTICS

STARTING FIELD POSITION

	A&M Avg. Start	Opp. Avg. Start	A&M Advantage
Kent State	own 31	own 34	-3
vs Colorado	own 28	own 26	+2
New Mexico	own 37	own 22	+15
vs Arkansas			
Mississippi State			
Alabama			
at Missouri			
South Carolina			
Auburn			
at Ole Miss			
Prairie View A&M			
at LSU			
Totals	own 32.2	own 27.9	

POINTS OFF TURNOVERS

Opponent	TEXAS A&M				OPPONENTS			
	TOs	TDs	FG-Att	Pts.	A&M TOs	TDs	FG-Att	Pts.
Kent State	2	1	0-0	7	5	0	0-2	0
vs Colorado	1	0	0-1	0	1	0	0-0	0
New Mexico	1	0	0-1	0	1	0	0-0	0
vs Arkansas								
Mississippi State								
Alabama								
at Missouri								
South Carolina								
Auburn								
at Ole Miss								
Prairie View A&M								
at LSU								
Totals	4 (0/0, 4 int)	1	0-2	7	7 (2/2, 5 int)	0	0-2	0

F/L: total fumbles/fumbles lost

PENALTIES

	A&M Pen.-Yds.	Opp. Pen.-Yds.	A&M Yd Diff
Kent State	6-70	2-10	+60
vs Colorado	7-65	2-17	+38
New Mexico	6-35	4-18	+17
vs Arkansas			
Mississippi State			
Alabama			
at Missouri			
South Carolina			
Auburn			
at Ole Miss			
Prairie View A&M			
at LSU			
Totals (per gm avg.)	19-170 (56.7)	8-45 (15.0)	

GAME-OPENING DRIVES

	TEXAS A&M						OPPONENTS					
	Pts	Res	1 Dn	Pl	Yds	Time	Pts	Res	1 Dn	Pl	Yds	Time
Kent State	7	TD	5	10-75	5:33		3	FG	4	10-68	3:59	
vs Colorado	0	PUNT	0	3-4	1:30		0	INT	1	3-16	0:58	
New Mexico	7	TD	2	3-43	1:10		0	PUNT	0	3-8	2:06	
vs Arkansas												
Mississippi State												
Alabama												
at Missouri												
South Carolina												
Auburn												
at Ole Miss												
Prairie View A&M												
at LSU												
Totals	14		7	5-41*	2:44*		3		5	5-31*	2:21*	

* average / does not include return TDs
^ drive began following turnover

SECOND HALF-OPENING DRIVES

	TEXAS A&M						OPPONENTS					
	Pts	Res	1 Dn	Pl	Yds	Time	Pts	Res	1 Dn	Pl	Yds	Time
Kent State	3	FG	3	9-47	4:03		0	PUNT	0	3-0	0:55	
vs Colorado	0	PUNT	0	3-7	1:33		0	PUNT	0	3-2	0:53	
New Mexico	3	FG	1	5-36	1:45		0	PUNT	0	3-5	0:50	
vs Arkansas												
Mississippi State												
Alabama												
at Missouri												
South Carolina												
Auburn												
at Ole Miss												
Prairie View A&M												
at LSU												
Totals	6		4	6-30*	2:27*		0		0	3-2*	0:52*	

* average / does not include return TDs
^ drive began following turnover

A&M SCORING DRIVES

	Scoring Drives	TIME		PLAYS		5 or less	1-Play
		Total	Avg	Total	Avg		
Kent State	6	18:22	3:03	40	6.7	3	0
vs Colorado	2	6:34	3:17	20	10.0	0	0
New Mexico	6	16:12	2:42	36	6.0	3	1
vs Arkansas							
Mississippi State							
Alabama							
at Missouri							
South Carolina							
Auburn							
at Ole Miss							
Prairie View A&M							
at LSU							
Totals	14	41:08	2:56	96	6.9	6	1

* not including overtime possessions or defensive/special teams touchdowns

STARTING LINEUPS

OFFENSIVE STARTERS

	WR	LT	LG	C	RG	RT	TE/WR	RB/WR/TE	WR	QB	RB/WR
Kent State	Smith	Ja Johnson	Ogunbiyi	Foster	Robinson	Green	Wydermyer	Wright	Lane	King	Spiller
vs Colorado	Smith	Ja Johnson	Ogunbiyi	Foster	Robinson	Green	Wydermyer	Wright	Lane	King	Spiller
New Mexico	Smith	Ja Johnson	Ogunbiyi	Foster	Green	Trainor	Wydermyer	Wright	Lane	Calzada	Spiller
vs Arkansas											
Mississippi State											
Alabama											
at Missouri											
South Carolina											
Auburn											
at Ole Miss											
Prairie View A&M											
at LSU											

DEFENSIVE STARTERS

	DE	DT	DT	DE/LB/S	LB	LB/DB	LB/NICKLE	CB	CB	SS	FS
Kent State	T Johnson	Peevy	A Jones	Leal	Cooper	Carper	A Johnson	George	J Jones	O'Neal	Richardson
vs Colorado	T Johnson	Peevy	Raikes	Leal	White	Hansford	A Johnson	George	J Jones	O'Neal	Richardson
New Mexico	T Johnson	Peevy	Leal	Clemons	White	Hansford	A Johnson	George	J Jones	O'Neal	Richardson
vs Arkansas											
Mississippi State											
Alabama											
at Missouri											
South Carolina											
Auburn											
at Ole Miss											
Prairie View A&M											
at LSU											

* Started as a nickel back

START CHART

	Career Starts	Consec Starts
Myles Jones	29	—
Kenyon Green	26	26
Jalen Wydermyer	24	23
Leon O'Neal Jr.	24	19
Demani Richardson	22	5
Isaiah Spiller	21	12
Demarvin Leal	20	20
Tyree Johnson	18	8
Micheal Clemons	17	1
Jayden Peevy	17	15
Aaron Hansford	13	2
Jaylon Jones	13	13
Chase Lane	12	12
Ainias Smith	12	7
Keldrick Carper	9	—
Hezekiah Jones	7	—
Erick Young	6	—
Brian George	5	5
Antonio Johnson	4	4
Jahmir Johnson	3	3
Aki Ogunbiyi	3	3
Bryce Foster	3	3
Max Wright	3	3
Caleb Chapman	3	—
Andre White	2	2
Haynes King	2	—
Layden Robinson	2	—
Zach Calzada	1	1
Blake Trainor	1	1
Isaiah Raikes	1	—
Adarius Jones	1	—
Edgerrin Cooper	1	—
Andre White	1	—
McKinnley Jackson	1	—
Jalen Preston	1	—
Brian Williams	1	—

12TH MAN REP

	12th Man	#
Kent St	Choate	1
Colorado	Choate	2
New Mexico		
Arkansas		
Miss State		
Alabama		
Missouri		
SC		
Auburn		
Ole Miss		
PVAMU		
LSU		

- appearances as 12th Man representative

TEXAS A&M'S 20-PLUS YARD PLAYS (17)

Yards	Type	Player(s)	Opponent
*85	INT	Leon O'Neal Jr.	Kent State
*70	Pass	Demond Demas from Zach Calzada	New Mexico
*63	Rush	Devon Achane	Kent State
53	Pass	Caleb Chapman from Haynes King	Kent State
46	Rush	Isaiah Spiller	New Mexico
39	PR	Ainias Smith	New Mexico
38	KR	Devon Achane	New Mexico
34	PR	Ainias Smith	New Mexico
30	Rush	Devon Achane	Kent State
30	Pass	Demond Demas from Zach Calzada	New Mexico
29	Pass	Jalen Wydermyer from Zach Calzada	Colorado
27	Pass	Ainias Smith from Haynes King	Kent State
*26	Pass	Devon Achane from Zach Calzada	New Mexico
25	Pass	Devon Achane from Zach Calzada	Colorado
23	Pass	Ainias Smith from Haynes King	Kent State
21	KR	Devon Achane	Colorado
21	Pass	Jalen Wydermyer from Zach Calzada	New Mexico

* touchdown scored on play

BY LENGTH

Yards	No.	TD
100+	0	0
90-99	0	0
80-89	1	1
70-79	1	1
60-69	1	1
50-59	1	0
40-49	1	0
30-39	5	0
20-29	7	1

BY PLAY TYPE

Type	No.	TD
Rushing	3	1
Passing	9	2
Punt returns	2	0
Kick returns	2	0
Interceptions	1	1
Fumble returns	0	0
Other	0	0
TOTAL	17	4

20-YARD PLUS BY PLAYER

Player	No.	TD	R	P	KR	PR	IR	FR
Devon Achane	6	2	2	2	2	0	0	0
Ainias Smith	4	0	0	2	0	2	0	0
Demond Demas	2	1	0	2	0	0	0	0
Jalen Wydermyer	2	0	0	2	0	0	0	0
Leon O'Neal Jr.	1	1	0	0	0	0	1	0
Isaiah Spiller	1	0	1	0	0	0	0	0
Caleb Chapman	1	0	0	1	0	0	0	0
TOTAL	17	4	3	9	2	2	1	0

LONGEST PLAYS OF 2021

RUSHING

63 Devon Achane vs Kent StateSept. 4

RUSHING TOUCHDOWN

63 Devon Achane vs Kent StateSept. 4

PASSING

70 Demond Demas from Zach CalzadaSept. 18

PASSING TOUCHDOWN

70 Demond Demas from Zach CalzadaSept. 18

PUNT RETURN

39 Ainias Smith vs New MexicoSept. 18

KICK RETURN

38 Devon Achane vs New MexicoSept. 18

INTERCEPTION RETURN

85 Leon O'Neal vs Kent StateSept. 4

FUMBLE RETURN

None

PUNT

65 Nik Constantinou vs ColoradoSept. 11

FIELD GOAL

49 Seth Small vs Kent StateSept. 4

BY OPPONENT

	KS	COL	UNM	ARK	MSU	BAMA	MIZZ	SC	AUB	MISS	PV	LSU
Rushing	2	0	1									
Passing	3	2	4									
Punt returns	0	0	2									
Kick returns	0	1	1									
Interceptions	1	0	0									
Fumble returns	0	0	0									
Other	0	0	0									
TOTAL	6	3	8									

OPPONENT'S 20-PLUS YARD PLAYS (10)

Yards	Type	Player(s)	Team
38	Rush.....	Williams, Xavie	Kent State
31	KR.....	Mannie Logan-Greene.....	New Mexico
30	Rush.....	Brendon Lewis	Colorado
29	KR.....	Mannie Logan-Greene.....	New Mexico
28	INT.....	Bolden, Nico	Kent State
26	KR.....	Johnson, Nykei	Kent State
26	KR.....	Holmes, C.J.	Kent State
26	Rush.....	Crum, Dustin	Kent State
22	INT.....	Johns, Khalib	Kent State
21	KR.....	Poke, Ja'Shaun	Kent State

* touchdown scored on play

BY LENGTH

Yards	No.	TD
100+	0	0
90-99	0	0
80-89	0	0
70-79	0	0
60-69	0	0
50-59	0	0
40-49	0	0
30-39	3	0
20-29	7	0

BY PLAY TYPE

Type	No.	TD
Rushing	3	0
Passing	0	0
Punt returns	0	0
Kick returns	5	0
Interceptions	2	0
Fumble returns	0	0
Other	0	0
TOTAL	10	0

LONGEST PLAYS OF 2021

RUSHING

38 Xavier Williams of Kent StateSept. 4

RUSHING TOUCHDOWN

2 Jarek Broussard of Colorado.....Sept. 11

PASSING

19 Daniel Arias from Brendon Lewis of ColoradoSept. 11
19 Marquez Cooper from Dustin Crum of Kent State.....Sept. 4

PASSING TOUCHDOWN

None

PUNT RETURN

13 Dimitri Stanley of ColoradoSept. 11

KICK RETURN

31 Mannie Logan-Greene of New Mexico.....Sept. 18

INTERCEPTION RETURN

60 Emmanuel Forbes of Miss. St. Oct. 17

FUMBLE RETURN

None

PUNT

57 Josh Smith of Kent State.....Sept. 4

FIELD GOAL

30 Andrew Glass of Kent State.....Sept. 4

THE LAST TIME...

100-YARD RUSHER

by A&M..... 117, Isaiah Spiller vs New Mexico (Sept. 18, 2021)
by Opp. 100, Rakeem Boyd of Arkansas (Oct. 31, 2020)

TWO 100-YARD RUSHERS

by A&M..... 127, Devon Achane vs Kent State (Sept. 4, 2021)
113, Isaiah Spiller vs Kent State (Sept. 4, 2021)
by Opp. 127, Derrius Guice of LSU (Nov. 25, 2017)
106, Darrel Williams of LSU (Nov. 25, 2017)

200-YARD RUSHER

by A&M..... 217, Isaiah Spiller vs UTSA (Nov. 2, 2019)
by Opp. 285, Derrius Guice of LSU (Nov. 24, 2016)

60-YARD RUSH PLAY

by A&M..... 63, Devon Achane vs Kent State (Sept. 4, 2021)
by Opp. 69, Jerriion Ealy of Ole Miss (Oct. 19, 2019)

THREE-OR-MORE RUSHING TDs

by A&M..... 3, Isaiah Spiller vs UTSA (Nov. 2, 2019)
by Opp. 3, Joe Burrow of LSU (Nov. 22, 2018)

TEAM RUSHED FOR 300 YARDS

by A&M..... 303 vs Kent State (Sept. 4, 2021)
by Opp. 365, Mississippi State (Nov. 5, 2016)

TEAM RUSHED FOR LESS THAN 100 YARDS

by A&M..... 97 vs Colorado (Sept. 11, 2021)
by Opp. 89 by New Mexico (Sept. 18, 2021)

300-YARD PASSER

by A&M..... 338, Kellen Mond vs Florida (Oct. 10, 2020)
by Opp. 312, Kyle Trask of Florida (Oct. 10, 2020)

400-YARD PASSER

by A&M..... 430, Kellen Mond vs Clemson (Sept. 8, 2018)
by Opp. 435, Mac Jones of Alabama (Oct. 3, 2020)

SCORED ON OVER A 50-YARD PASS PLAY

by A&M... 70 yds, Demond Demas from Zach Calzada vs New Mexico (Sept. 18, 2021)
by Opp. 75 yds, Josh Downs from Sam Howell of North Carolina (Jan. 2, 2021)

30 PASS COMPLETIONS

by A&M..... 31, Kellen Mond vs Auburn (Sept. 21, 2019)
by Opp. 32, J Wolford of Wake Forest (Dec. 29, 2017)

40 PASS ATTEMPTS

by A&M..... 44, Kellen Mond at Alabama (Oct. 3, 2020)
by Opp. 41, Ryan Hilinski of South Carolina (Nov. 16, 2019)

THREE-OR-MORE TD PASSES

by A&M..... 3, Zach Calzada vs New Mexico (Sept. 18, 2021)
by Opp. 3, Sam Howell of North Carolina (Jan. 2, 2021)

FOUR-OR-MORE TD PASSES

by A&M..... 4, Kellen Mond at South Carolina (Nov. 7, 2020)
by Opp. 4, Kyle Trask of Florida (Oct. 10, 2020)

100-YARD RECEIVER

by A&M..... 100, Demond Demas vs New Mexico (Sept. 18, 2021)
by Opp. 134, Terrace Marshall Jr. of LSU (Nov. 28, 2020)

10-OR-MORE RECEIVERS

by A&M..... 11 vs Northwestern State (Aug. 30, 2018)
by Opp. 11, LSU (Nov. 22, 2018)

10-OR-MORE RECEPTIONS

by A&M..... 13, Christian Kirk & 12, Jhamon Ausbon vs Wake Forest (Dec. 29, 2017)
by Opp. 10, Terrace Marshall Jr. of LSU (Nov. 28, 2020)

FOUR FIELD GOALS

by A&M..... 4, Seth Small at South Carolina (Oct. 13, 2018)
by Opp. 4, Rodrigo Blankenship of Georgia (Nov. 23, 2019)

50-YARD FIELD GOAL

by A&M..... 50, Seth Small vs Arkansas (Sept. 28, 2019)
by Opp. 53, E. Mcpherson of Florida (Oct. 10, 2020)

60-YARD FIELD GOAL

by A&M..... 62, Terence Kitchens vs Southern Miss (Sept. 25, 1999)

RECORDED A BLOCKED PUNT

by A&M..... Chris Russell at Miss. St. (2nd Qtr) (Oct. 17, 2020)
by Opp. Ale Kaho of Alabama (4th Qtr) (Oct. 12, 2019)

RECORDED A BLOCKED FIELD GOAL ATTEMPT

by A&M..... Justin Madubuike vs Ole Miss (3rd Qtr) (Oct. 19, 2019)
by Opp. Dexter Lawrence of Clemson (2nd Qtr) (Sept. 8, 2018)

A KICKOFF WAS RETURNED FOR A TD

by A&M..... 100 yards, Jashaun Corbin vs Arkansas (Sept. 29, 2018)
by Opp. 100 yards, Elijah Lilly of New Mexico (Nov. 11, 2017)

OPENING KICKOFF WAS RETURNED FOR A TD

by A&M..... 100 yards, Jashaun Corbin vs Arkansas (Sept. 29, 2018)

PUNT RETURN FOR A TD

by A&M..... 90 yards, Christian Kirk vs New Mexico (Nov. 11, 2017)
by Opp. 59 yards, J Bates of Wake Forest (Dec. 29, 2017)

BLOCKED PUNT RETURN FOR A TD

by A&M..... Charles Oliver vs Wake Forest, 0 yards (Dec. 29, 2017)
by Opp. Tyrell Shavers of Alabama, 2 yards (Oct. 12, 2019)

INTERCEPTION RETURNED FOR A TD

by A&M..... Leon O'Neal vs Kent State, 85 yds (Sept. 4, 2021)
by Opp. Emmanuel Forbes of Miss. St. , 60 yds (Oct. 17, 2020)

FUMBLE RECOVERY FOR A TD

by A&M..... Buddy Johnson vs Ole Miss, 62 yards (Oct. 19, 2019)
by Opp. DeJon Harris of Arkansas, 6 yds (Sept. 28, 2019)

A TEAM SCORED A SAFETY

by A&M..... vs Alabama in College Station (Oct. 7, 2017)
(Gillaspia blocked punt out of endzone)
by Opp. by Vanderbilt in College Station (Sept. 26, 2020)
(Penalty on punt return occurred in the endzone)

OVERTIME HISTORY

(14-6 OVERALL, 9-3 HOME, 1-2 AWAY, 4-1 NEUTRAL)

Nov. 1, 1997	A&M 28, Oklahoma State 25	1 OT	College Station
Dec. 5, 1998	A&M 36, Kansas State 33	2 OT	St. Louis (Big 12 Championship)
Dec. 31, 2000	Mississippi State 43, A&M 41	1 OT	Shreveport, La. (Independence Bowl)
Oct. 5, 2002	Texas Tech 48, A&M 47	1 OT	College Station
Nov. 16, 2002	Missouri 33, A&M 27	2 OT	College Station
Oct. 23, 2004	A&M 29, Colorado 26	1 OT	College Station
Oct. 30, 2004	Baylor 35, A&M 34	1 OT	Waco, Texas
Nov. 13, 2004	A&M 32, Texas Tech 25	1 OT	College Station
Oct. 1, 2005	A&M 16, Baylor 13	1 OT	College Station
Oct. 21, 2006	A&M 34, Oklahoma State 33	1 OT	Stillwater, Okla.
Sept. 8, 2007	A&M 47, Fresno State 45	3 OT	College Station
Oct. 29, 2011	Missouri 38, A&M 31	1 OT	College Station
Nov. 11, 2011	Kansas State 53, A&M 50	4 OT	Manhattan, Kan.
Sept. 27, 2014	A&M 35, Arkansas 28	1 OT	Arlington, Texas
Sept. 26, 2015	A&M 28, Arkansas 21	1 OT	Arlington, Texas
Sept. 3, 2016	A&M 31, UCLA 24	1 OT	College Station
Oct. 8, 2016	A&M 45, Tennessee 38	2 OT	College Station
Sept. 23, 2017	A&M 50, Arkansas 43	1 OT	Arlington, Texas
Oct. 6, 2018	A&M 20, Kentucky 14	1 OT	College Station
Nov. 22, 2018	A&M 74, LSU 72	7 OT	College Station

SEASON/CAREER STATISTICS

OFFENSE

SEASON STATISTICS										CAREER STATISTICS									
RUSHING	GP	Att	Gain	Loss	Net	Avg	TD	Long	Avg/G	GP	Att	Gain	Loss	Net	Avg	TD	Long	Avg/G	
Isaiah Spiller	3	40	254	4	250	6.2	1	46	83.3	26	402	2334	102	2232	5.6	20	85	85.8	
Devon Achane	3	30	211	8	203	6.8	2	63	67.7	11	73	577	10	567	7.8	6	76	51.5	
Haynes King	3	6	31	7	24	4.0	0	14	8.0	4	12	74	7	67	5.6	0	22	16.8	
Zach Calzada	3	11	44	20	24	2.2	0	12	8.0	6	16	53	29	24	1.5	0	12	4.0	
Amari Daniels	1	3	21	0	21	7.0	0	13	21.0	1	3	21	0	21	7.0	0	13	21.0	
Ainias Smith	3	4	19	0	19	4.8	0	8	6.3	25	60	376	10	366	6.1	4	38	14.6	
Earnest Crownover	2	5	20	3	17	3.4	0	11	8.5	6	8	36	3	33	4.1	0	11	5.5	
LJ Johnson	1	2	5	0	5	2.5	0	5	5.0	1	2	5	0	5	2.5	0	5	5.0	
TEAM	2	4	0	8	-8	-2.0	0	0	-4.0										
Total.....	3	105	605	50	555	5.3	3	63	185.0										
Opponents.....	3	119	565	79	486	4.1	2	38	162.0										

SEASON STATISTICS										CAREER STATISTICS										
PASSING	GP	Effic	Cmp	Att	Int	Pct	Yds	TD	Lng	Avg/G	GP	Effic	Att	Cmp	Int	Pct	Yds	TD	Lng	Avg/G
Zach Calzada	3	117.60	37	72	2	51.4	458	4	70	152.7	6	117.13	96	49	3	51.0	591	6	70	98.5
Haynes King	3	136.57	22	35	3	62.9	300	2	53	100.0	4	143.73	39	24	4	61.5	359	3	53	89.8
Total.....	3	123.81	59	107	5	55.1	758	6	70	252.7										
Opponents.....	3	62.16	37	78	4	47.4	232	0	19	77.3										

SEASON STATISTICS										CAREER STATISTICS										
RECEIVING	GP	No.	Yds	Avg	TD	Long	Avg/G			GP	No.	Yds	Avg	TD	Long	Avg/G				
Ainias Smith	3	13	135	10.4	2	27	45.0			25	78	947	12.1	11	54	37.9				
Jalen Wydermyer	3	12	141	11.8	0	29	47.0			26	90	1094	12.2	12	52	42.1				
Chase Lane	3	9	104	11.6	0	18	34.7			15	38	513	13.5	2	51	34.2				
Isaiah Spiller	3	8	80	10.0	1	18	26.7			26	57	476	8.4	1	45	18.3				
Devon Achane	3	6	69	11.5	1	26	23.0			11	11	166	15.1	2	52	15.1				
Caleb Chapman	3	5	98	19.6	0	53	32.7			18	20	301	15.1	3	53	16.7				
Moose Muhammad III	2	3	24	8.0	1	14	12.0			2	3	24	8.0	1	14	12.0				
Demond Demas	3	2	100	50.0	1	70	33.3			7	2	100	50.0	1	70	14.3				
Devin Price	3	1	7	7.0	0	7	2.3			9	1	7	7.0	0	7	0.8				
Total.....	3	59	758	12.8	6	70	252.7													
Opponents.....	3	37	232	6.3	0	19	77.3													

SEASON STATISTICS										CAREER STATISTICS										
TOTAL OFFENSE	G	Plays	Rush	Pass	Total	Avg/G				G	Plays	Rush	Pass	Total	Avg/G					
Zach Calzada	3	83	24	458	482	160.7				6	112	24	591	615	102.5					
Haynes King	3	41	24	300	324	108.0				4	51	67	359	426	106.5					
Isaiah Spiller	3	40	250	0	250	83.3				26	402	2232	0	2232	85.8					
Devon Achane	3	30	203	0	203	67.7				11	73	567	0	567	51.5					
Amari Daniels	1	3	21	0	21	21.0				1	3	21	0	21	21.0					
Ainias Smith	3	4	19	0	19	6.3				25	60	366	0	366	14.6					
Earnest Crownover	2	5	17	0	17	8.5				6	8	33	0	33	5.5					
LJ Johnson	1	2	5	0	5	5.0				1	2	5	0	5	5.0					
TEAM	2	4	-8	0	-8	-4.0														
Total.....	3	212	555	758	1313	437.7														
Opponents.....	3	197	486	232	718	239.3														

SEASON STATISTICS										CAREER STATISTICS									
SCORING	TD	FGs	PATs				DXP	Saf	Points	TD	FGs	Kick				DXP	Saf	Points	
			Kick	Rush	Rcv	Pass						Kick	Rush	Rcv	Pass				
Seth Small	0	5-6	10-10	0-0	0	0-0	0	0	25	0	54-70	137-138	0-0	0	0-0	0	0	299	
Devon Achane	3	0-0	0-0	0-0	0	0-0	0	0	18	8	0-0	0-0	0-0	0	0-0	0	0	48	
Ainias Smith	2	0-0	0-0	0-0	0	0-0	0	0	12	15	0-0	0-0	0-0	0	0-0	0	0	90	
Isaiah Spiller	2	0-0	0-0	0-0	0	0-0	0	0	12	21	0-0	0-0	0-0	0	0-0	0	0	126	
Leon ONeal Jr.	1	0-0	0-0	0-0	0	0-0	0	0	6	1	0-0	0-0	0-0	0	0-0	0	0	6	
Moose Muhammad III	1	0-0	0-0	0-0	0	0-0	0	0	6	1	0-0	0-0	0-0	0	0-0	0	0	6	
Demond Demas	1	0-0	0-0	0-0	0	0-0	0	0	6	1	0-0	0-0	0-0	0	0-0	0	0	6	
Caden Davis	0	0-1	0-0	0-0	0	0-0	0	0	0	0	0-1	0-0	0-0	0	0-0	0	0	0	
Total.....	10	5-7	10-10	0-0	0	0-0	0	0	85										
Opponents.....	2	1-4	2-2	0-0	0	0-0	0	0	17										

SEASON/CAREER STATISTICS

OFFENSE

ALL PURPOSE	SEASON STATISTICS								CAREER STATISTICS							
	G	Rush	Rec	PR	KOR	IR	Tot	Avg/G	G	Rush	Rec	PR	KOR	IR	Tot	Avg/G
Devon Achane	3	203	69	0	59	0	331	110.3	11	567	166	0	59	0	792	72.0
Isaiah Spiller	3	250	80	0	0	0	330	110.0	26	2232	476	0	0	0	2708	104.2
Ainias Smith	3	19	135	139	0	0	293	97.7	25	366	947	404	257	0	1974	79.0
Jalen Wydermyer	3	0	141	0	0	0	141	47.0	26	0	1094	0	0	0	1094	42.1
Chase Lane	3	0	104	0	0	0	104	34.7	15	0	513	0	54	0	567	37.8
Demond Demas	3	0	100	0	0	0	100	33.3	7	0	100	0	0	0	100	14.3
Caleb Chapman	3	0	98	0	0	0	98	32.7	18	0	301	0	0	0	301	16.7
Leon O'Neal Jr.	3	0	0	0	0	85	85	28.3	39	0	0	0	0	162	162	4.2
Moose Muhammad III	2	0	24	0	0	0	24	12.0	2	0	24	0	0	0	24	12.0
Haynes King	3	24	0	0	0	0	24	8.0	4	67	0	0	0	0	67	16.8
Zach Calzada	3	24	0	0	0	0	24	8.0	6	24	0	0	0	0	24	4.0
Amari Daniels	1	21	0	0	0	0	21	21.0	1	21	0	0	0	0	21	21.0
Earnest Crownover	2	17	0	0	0	0	17	8.5	6	33	0	0	0	0	33	5.5
Devin Price	3	0	7	0	0	0	7	2.3	9	0	7	0	0	0	7	0.8
LJ Johnson	1	5	0	0	0	0	5	5.0	1	5	0	0	0	0	5	5.0
Edgerrin Cooper	3	0	0	0	0	4	4	1.3	3	0	0	0	0	4	4	1.3
TEAM	2	-8	0	0	0	0	-8	-4.0								
Total.....	3	555	758	139	59	89	1600	533.3								
Opponents.....	3	486	232	18	150	68	954	318.0								

DEFENSE

SEASON STATISTICS												CAREER STATISTICS											
DEFENSIVE LEADERS		GP	Solo	Ast	Total	TFL	Sacks	Int	PBU	FR	FF	Blk	GP	Solo	Ast	Total	TFL	Sacks	Int	PBU	FR	FF	Blk
27	Antonio Johnson	3	16	2	18	1.0	.	.	2	.	.	.	10	24	8	32	1.5	.	.	3	.	.	.
1	Aaron Hansford	3	9	6	15	3.0	1.0	.	2	.	.	.	34	35	48	83	13.0	6.0	.	5	.	1	.
8	DeMarvin Leal	3	7	6	13	3.5	2.5	.	1	.	.	.	26	39	49	88	16.0	7.0	1	4	1	1	.
26	Demani Richardson	3	7	5	12	0.0	.	.	1	.	.	.	23	70	49	119	5.0	0.5	2	4	.	1	.
92	Jayden Peevy	3	7	4	11	3.0	.	1	3	.	.	.	50	39	66	105	16.0	5.5	1	7	1	.	4
9X	Leon O'Neal Jr.	3	9	1	10	1.0	.	2	2	.	.	.	39	79	34	113	8.0	.	6	9	.	.	.
14	Keldrick Carper	3	5	4	9	0.0	.	.	1	.	.	.	48	70	56	126	5.5	1.0	1	7	1	.	.
45	Edgerrin Cooper	3	6	3	9	1.0	.	1	3	6	3	9	1.0	.	1
16	Brian George	3	8	.	8	0.0	13	13	1	14	0.0	.	1	1	.	.	.
2X	Micheal Clemons	2	6	2	8	1.5	0.5	31	35	34	69	11.5	6.0
32	Andre White	3	4	4	8	1.0	1.0	13	14	26	40	3.5	2.5	1	3	1	.	.
3	Tyree Johnson	3	5	2	7	1.0	1.0	38	37	39	76	15.5	10.5	.	2	.	2	.
22	Antonio Doyle Jr.	2	2	5	7	0.5	2	2	5	7	0.5
5X	Shemar Turner	3	3	3	6	1.5	1.5	3	3	3	6	1.5	1.5
6X	Adarious Jones	3	2	4	6	0.0	6	2	5	7	0.0
7X	Tyreek Chappell	3	3	2	5	0.5	3	3	2	5	0.5
23	Tarian Lee	2	1	3	4	0.0	5	1	3	4	0.0
1A	Deuce Harmon	3	2	2	4	1.0	3	2	2	4	1.0
12	Fadil Diggs	3	1	3	4	1.0	1.0	4	2	4	6	1.0	1.0
20	Jardin Gilbert	2	.	3	3	0.5	0.5	2	.	3	3	0.5	0.5
43	Alex Zettler	2	1	2	3	0.0	3	1	2	3	0.0
2D	Chris Russell	3	1	2	3	1.0	24	4	4	8	1.0	1
18	Donell Harris Jr.	1	2	.	2	0.0	3	3	.	3	0.0
17	Jaylon Jones	3	2	.	2	1.0	.	.	2	.	.	.	13	24	8	32	2.0	.	1	8	.	.	.
93	Dallas Walker IV	1	.	2	2	0.0	1	.	2	2	0.0
0X	Myles Jones	1	2	.	2	0.0	47	89	34	123	6.0	.	4	28	1	1	.
34	Isaiah Raikes	2	1	1	2	0.0	8	1	2	3	0.0
4B	Samuel Mathews	1	1	.	1	0.0	1	1	.	1	0.0
10	Zach Calzada	3	1	.	1	0.0	6	1	.	1	0.0
81	Caleb Chapman	2	1	.	1	0.0	18	2	3	5	0.0
85	Jalen Wydermyer	3	1	.	1	0.0	26	1	.	1	0.0
13	Haynes King	3	1	.	1	0.0	5	1	.	1	0.0
5	Jalen Preston	3	.	1	1	0.0	28	1	1	2	0.0
37	Jahzion Harris	1	1	.	1	1.0	1.0	1	1	.	1	1.0	1.0
41	R.J. Orebo	2	1	.	1	1.0	2	1	.	1	1.0
35	McKinnley Jackson	1	1	.	1	0.0	11	4	10	14	2.0	1.5	.	2	.	.	.
Total.....		3	120	72	192	25	10	4	14	.	.	.											
Opponents.....		3	115	72	187	16	6	5	13	2	1	.											

SEASON/CAREER STATISTICS

RETURNS / SPECIAL TEAMS

INTERCEPTIONS	SEASON STATISTICS					CAREER STATISTICS				
	No.	Yds	Avg	TD	Long	No.	Yds	Avg	TD	Long
Leon ONeal Jr.	2	85	42.5	1	85	6	162	27.0	1	85
Jayden Peevy	1	0	0.0	0	0	1	0	0.0	0	0
Edgerrin Cooper	1	4	4.0	0	4	1	4	4.0	0	4
Total.....	4	89	22.2	1	85					
Opponents.....	5	68	13.6	0	28					

FUMBLE RETURNS	SEASON STATISTICS					CAREER STATISTICS				
	No.	Yds	Avg	TD	Long	No.	Yds	Avg	TD	Long
Total.....	0	0	0.0	0	0					
Opponents.....	0	0	0.0	0	0					

PUNT RETURNS	SEASON STATISTICS					CAREER STATISTICS				
	No.	Yds	Avg	TD	Long	No.	Yds	Avg	TD	Long
Ainias Smith	14	139	9.9	0	39	45	404	9.0	0	39
Moose Muhammad III	1	0	0.0	0	0	1	0	0.0	0	0
Total.....	15	139	9.3	0	39					
Opponents.....	2	18	9.0	0	13					

KICK RETURNS	SEASON STATISTICS					CAREER STATISTICS				
	No.	Yds	Avg	TD	Long	No.	Yds	Avg	TD	Long
Devon Achane	2	59	29.5	0	38	2	59	29.5	0	38
Total.....	2	59	29.5	0	38					
Opponents.....	6	150	25.0	0	31					

FIELD GOALS	SEASON STATISTICS					CAREER STATISTICS				
	Att	Good	Long	Blkd		Att	Good	Long	Blkd	Pct.
Seth Small	6	5	49	0		70	54	52	0	77.1
Caden Davis	1	0	0	0		1	0	0	0	0.0
Total.....	7	5	49	0						
Opponents.....	4	1	30	0						

PUNTING	SEASON STATISTICS								CAREER STATISTICS							
	No.	Yds	Avg	Long	TB	FC	I20	Blkd	No.	Yds	Avg	Long	TB	FC	I20	Blkd
Nik Constantinou	12	574	47.8	65	1	4	6	0	49	2090	42.7	65	3	23	20	0
Total.....	12	574	47.8	65	1	4	6	0								
Opponents.....	26	1106	42.5	57	1	6	6	0								

KICKOFFS	SEASON STATISTICS								CAREER STATISTICS				
	No.	Yds	Avg	TB	OB	Retn	Net	YdLn	No.	Yds	Avg	TB	OB
Caden Davis	10	650	65.0	8	0				71	4573	64.4	61	1
Randy Bond	8	510	63.8	4	0				8	510	63.8	4	0
Total.....	18	1160	64.4	12	0	150	39.4	25					
Opponents.....	6	255	42.5	1	1	59	28.5	36					

GAME SUMMARIES



—/—	KENT STATE (0-1)	10
6/6	TEXAS A&M (1-0)	41

SATURDAY, SEPT. 4 • KYLE FIELD • BRYAN-COLLEGE STATION, TEXAS
ATTENDANCE: 97,339 • TV: ESPNU

BRYAN-COLLEGE STATION, Texas -- Devon Achane rushed for 124 yards and two touchdowns and Ainiyas Smith caught two scores, sparking the No. 6 Texas A&M Aggies (1-0) to a 41-10 victory over the Kent State Golden Flashes (0-1) at Kyle Field on Saturday night. The win marked A&M's ninth consecutive victory, tied for second longest active win streak in the FBS and most consecutive wins for the Aggies since the 1998 season (10).

After a tightly contested first half, the Aggies outscored the Golden Flashes 31-7 after the intermission, including 17-0 in the third quarter.

Texas A&M rolled up 595 total yards of offense, the most since Lamar in 2019. A&M's triple threat of Achane, Isaiah Spiller and Smith gave the Aggies two 100-yard rushers and one 100-yard receivers in a game for the first time since September 23, 2017 when Kellen Mond (109 rush), Keith Ford (102 rush) and Christian Kirk (110 receiving) did the deed against Arkansas.

With the Maroon & White nursing a 13-3 lead midway through the third quarter, Leon O'Neal woke up the crowd with an electrifying 85-yard pick-six to extend the Aggies lead to 20-3.

Texas A&M kept the momentum, scoring touchdowns on three of its next four drives, including two TD runs by Achane - a 63-yard sprint with 3:49 remaining in the third quarter and a 1-yard plunge with 6:26 remaining in the game. Smith caught a 14-yard touchdown pass from Haynes King early in the fourth quarter.

The Aggies rushed for 303 yards in the game. In addition to Achane's ground effort, Isaiah Spiller logged his 11th career 100-yard game with 113 yards on 17 carries.

King went 21-for-33 passing for 292 yards and two touchdowns in his first career start.

Smith had 100 yards receiving on a career-high eight receptions. Caleb Chapman caught four passes for 91 yards, including a career-long 53 yard reception.

Texas A&M opened the game with a 10-play, 75-yard scoring drive capped off by a 4-yard touchdown pass from King to Smith. On the drive, King was a perfect 6-for-6 for 49 yards, distributing passes to five different players.

Each team added a field goal on their following respective drives to cap off the scoring for the half. Seth Small's 49-yard field goal with 4:11 left in the first quarter marks his 50th career make.

The Aggie defense held Kent State to 110 passing yards and racked up five sacks. Aaron Hansford led the team with eight tackles. O'Neal had two pickoffs for the first multi-interception game of his career.

KENT	1	2	3	4	SCORE
TAMU	3	0	0	7	10
	10	0	17	14	41

SCORING SUMMARY

1ST	09:27	TAMU	Smith 4 yd pass from King (Small kick)	10-75 5:33
	05:23	KENT	Glass 30 yd field goal	10-68 3:59
	04:11	TAMU	Small 49 yd field goal	5-15 1:12
3RD	10:02	TAMU	Small 36 yd field goal	9-47 4:03
	07:27	TAMU	O'Neal Jr. 85 yd interception return (Small kick)	
	03:49	TAMU	Achane 63 yd run (Small kick)	5-82 2:25
4TH	11:31	TAMU	Smith 14 yd pass from King (Small kick)	7-53 3:12
	08:27	KENT	Schlee 1 yd run (Glass kick)	10-75 3:04
	06:26	TAMU	Achane 1 yd run (Small kick)	4-44 1:57

	KENT	TAMU
FIRST DOWNS	19	29
RUSHES-YARDS (NET)	45-226	42-303
PASSING YDS (NET)	110	292
Passes Att-Comp-Int	30-14-2	34-21-4
TOTAL OFFENSE PLAYS-YARDS	75-336	76-595
Fumble Returns-Yards	0-0	0-0
Punt Returns-Yards	0-0	4-11
Kickoff Returns-Yards	4-90	0-0
Interception Returns-Yards	4-68	2-85
Punts (Number-Avg)	8-40.2	0-0.0
Fumbles-Lost	0-0	1-1
Penalties-Yards	2-10	6-70
Possession Time	24:00	35:43
Third-Down Conversions	7 of 18	9 of 13
Fourth-Down Conversions	0 of 0	0 of 1
Red-Zone Scores-Chances	2-4	4-6
Sacks By: Number-Yards	2-7	5-22

RUSHING: **KENT**-Xavier Williams 8-73; Dustin Crum 11-60; Marquez Cooper 8-42; Bryan Bradford 4-24; Joachim Bangda 6-11; Collin Schlee 7-9; Nykeim Johnson 1-7. **Texas A&M**-Devon Achane 12-124; Isaiah Spiller 17-113; Haynes King 5-22; Earnest Crownover 3-18; Ainiyas Smith 3-16; Zach Calzada 1-12; TEAM 1-minus 2.

PASSING: **KENT**-Dustin Crum 12-26-2-89; Collin Schlee 2-4-0-21. **Texas A&M**-Haynes King 21-33-3-292; Zach Calzada 0-1-1-0.

RECEIVING: **KENT**-Keshunn Abram 3-24; Dante Cephas 3-21; Javaughn Williams 2-21; Nykeim Johnson 2-16; Marquez Cooper 1-19; Kris Leach 1-11; Devontez Walker 1-3; Bryan Bradford 1-minus 5. **Texas A&M**-Ainiyas Smith 8-100; Caleb Chapman 4-91; Jalen Wydermyer 4-36; Chase Lane 3-41; Isaiah Spiller 2-24.

INTERCEPTIONS: **KENT**-Elvis Hines 2-18; Nico Bolden 1-28; Khalib Johns 1-22. **Texas A&M**-Leon O'Neal Jr. 2-85.

FUMBLES: **KENT**-None. **Texas A&M**-Ainiyas Smith 1-1.



5/5	TEXAS A&M (2-0)	10
—/—	COLORADO (1-1)	7

SATURDAY, SEPT. 11 • EMPOWER FIELD AT MILE HIGH • DENVER, COLORADO
ATTENDANCE: 61,203 • TV: FOX

DENVER -- Zach Calzada connected with Isaiah Spiller for an 18-yard touchdown pass with 2:41 left to play as the No. 5 Texas A&M Aggies (2-0) triumphed over the Colorado Buffaloes (1-1), 10-7, inside Empower Field at Mile High Saturday afternoon.

The win marked A&M's 10th consecutive victory, tied for the second longest active win streak in the FBS and most consecutive wins for the Aggies since the 1998 season (10).

After trailing 7-3 at the 7:50 mark of the fourth quarter, Calzada settled in and with the help of Spiller and Devon Achane, drove the Aggies down the field for an 11-play, 77-yard game-winning drive. Along with the touchdown reception, Spiller made a crucial catch on 3rd-and-8 on the previous set of downs to keep the drive alive.

The Maroon & White defense showcased a stellar performance in the second half, holding the Buffaloes to just 54 total yards and forcing them to go 0-of-6 on third-down conversions. The Buffs converted just four third downs for the entire game.

Antonio Johnson led the high-powered defense with a career-high nine tackles and two pass breakups. Jayden Peevy picked off a hurried quarterback in the first quarter and made a personal-best seven tackles. Texas A&M has intercepted a pass in six of the last seven games.

For the game, Calzada went 18-of-38 passing for 183 yards, after replacing an injured Haynes King early in the first quarter.

Jalen Wydermyer became the fourth A&M tight end to surpass the career 1,000 receiving yards mark, logging 66 yards on four catches to up his career number to 1,055. Spiller caught a team-high six passes for 56 yards.

Achane led the Maroon & White for the third-consecutive game in rushing with 50 yards on nine carries.

TAMU	1	2	3	4	SCORE
COL	0	3	0	7	10
	7	0	0	0	7

SCORING SUMMARY

1ST	02:24	COL	Brouddard 2 yd run (Becker kick)	9-69 4:43
2ND	0:25	TAMU	Small 41 yd field goal	9-57 1:25
4TH	2:41	TAMU	Spiller 18 yd pass from Calzada (Small kick)	11-77 5:09

	TAMU	COL
FIRST DOWNS	14	14
RUSHES-YARDS (NET)	29-98	38-171
PASSING YDS (NET)	191	89
Passes Att-Comp-Int	40-19-0	25-13-1
TOTAL OFFENSE PLAYS-YARDS	69-289	63-260
Fumble Returns-Yards	0-0	0-0
Punt Returns-Yards	6-50	2-18
Kickoff Returns-Yards	1-21	0-0
Interception Returns-Yards	1-0	0-0
Punts (Number-Avg)	8-49.0	7-49.0
Fumbles-Lost	1-1	0-0
Penalties-Yards	7-65	2-17
Possession Time	31:26	28:34
Third-Down Conversions	8 of 20	4 of 14
Fourth-Down Conversions	0 of 0	0 of 2
Red-Zone Scores-Chances	1-2	1-2
Sacks By: Number-Yards	1-3	1-2

RUSHING: **Texas A&M**-Devon Achane 9-50; Zach Calzada 7-29; Isaiah Spiller 8-20; Ainiyas Smith 1-3; Haynes King 1-2; TEAM 3-minus 6. **Colorado**-Lewis, Brendon 9-76; Broussard, Jarek 12-51; Fontenot, Alex 12-39; Clayton, Ashaad 3-8; Stanley, Dimitri 1-minus 1; TEAM 1-minus 2.

PASSING: **Texas A&M**-Zach Calzada 18-38-0-183; Haynes King 1-2-0-8. **Colorado**-Lewis, Brendon 13-25-1-89.

RECEIVING: **Texas A&M**-Isaiah Spiller 6-56; Jalen Wydermyer 4-66; Devon Achane 3-24; Ainiyas Smith 3-19; Chase Lane 2-19; Caleb Chapman 1-7. **Colorado**-Arias, Daniel 3-37; Russell, Brady 3-20; Stanley, Dimitri 3-19; Rice, Brenden 2-10; Penny, Chase 1-2; Broussard, Jarek 1-1.

INTERCEPTIONS: **Texas A&M**-Jayden Peevy 1-0. **Colorado**-None.

FUMBLES: **Texas A&M**-Zach Calzada 1-1. **Colorado**-None.

GAME SUMMARIES



— NEW MEXICO (2-1) 0
7/5 TEXAS A&M (3-0) 34

SATURDAY, SEPT. 18 • KYLE FIELD • BRYAN-COLLEGE STATION, TEXAS
ATTENDANCE: 84,748 • TV: SEGN

BRYAN-COLLEGE STATION, Texas -- The Maroon & White defense put on one of their best performances since 2001 as the No. 7 Texas A&M Aggies dominated the New Mexico Lobos, 34-0, at Kyle Field on Saturday afternoon.

The win marked A&M's 11th consecutive victory, tied for second longest active win streak in the FBS and most consecutive wins for the Aggies since the 1992 season (12).

The Aggie defense stymied New Mexico, limiting the Lobos to 122 yards of total offense, the fewest A&M has surrendered since 2001. UNM's 33 passing yards is the lowest Ol' Sarge's charges allowed since 2017. New Mexico's offense trekked into A&M territory on just two occasions, including their last drive of the game, with the Lobos only able to get as close as the 37 yard line midway through the third quarter.

Texas A&M's defense logged 11.0 tackles-for-loss, including 4.0 sacks. Edgerrin Cooper snatched his first career interception and Aaron Hansford made a career-high 2.0 tackles-for-loss, along with a sack and a pass breakup. DeMarvin Leal and Micheal Clemson each tallied a career-best 1.5 sacks. Tyree Johnson registered his first sack of the season.

New Mexico began the opening drive with a three-and-out, and the Aggies answered immediately, putting together a three-play, 43-yard drive that was capped off by a Zach Calzada 26-yard touchdown pass to Devon Achane.

On the following drive, Demond Demas hauled in his first career reception on a 70-yard bomb from Calzada and ran into the end zone untouched. Demas' score is the first of his career and the longest TD reception since Oct. 28, 2017 when Camron Buckley hauled in a 70-yard pass and took it for six. Demas led all wideouts with 100 receiving yards off two catches, including a 70-yard TD reception.

The A&M offense continued its scoring effort, putting together a 13-play, 60 yard drive that was capped off by an Isaiah Spiller 5-yard touchdown run. Seth Small extended the Aggies' lead to 24-0 and closed out the scoring for the half after booting a 35-yarder through the uprights.

Moose Muhammad III caught a SportsCenter-worthy one-handed catch for his first career touchdown late in the third quarter. Muhammad finished with three receptions for 24 yards.

Calzada scattered the ball to seven different Aggies, finishing the day 19-of-33 passing for 275 yards and three scores in his first career start. Blake Bost saw action for the first time at quarterback this season late in the fourth.

Spiller rushed for the 12th 100-yard game of his career with 117 yards on 15 carries. Achane added 112 all-purpose yards.

Small accounted for 10 points in the game, upping his career total to 299 to gain sole possession of fifth highest scorer in A&M history.

	1	2	3	4	SCORE
UNM	0	0	0	0	0
TAMU	14	10	10	0	34

SCORING SUMMARY

1ST	11:44	TAMU	Achane 26 yd pass from Calzada (Small kick)	3-43 1:10
	09:28	TAMU	Demas 70 yd pass from Calzada (Small kick)	1-70 0:10
2ND	06:14	TAMU	Spiller 5 yd run (Small kick)	12-60 5:51
	01:05	TAMU	Small 35 yd field goal	7-44 3:04
3RD	13:07	TAMU	Small 44 yd field goal	5-36 1:45
	02:20	TAMU	Muhammad III 7 yd pass from Calzada (Small kick)	8-90 4:12
	06:26	TAMU	Achane 1 yd run (Small kick)	4-44 1:57

	UNM	TAMU
FIRST DOWNS	9	21
RUSHES-YARDS (NET)	36-89	34-154
PASSING YDS (NET)	33	275
Passes Att-Comp-Int	23-10-1	33-19-1
TOTAL OFFENSE PLAYS-YARDS	59-122	67-429
Fumble Returns-Yards	0-0	0-0
Punt Returns-Yards	0-0	5-78
Kickoff Returns-Yards	2-60	1-38
Interception Returns-Yards	1-0	1-4
Punts (Number-Avg)	11-40.1	4-45.5
Fumbles-Lost	0-0	0-0
Penalties-Yards	4-18	6-35
Possession Time	29:01	30:59
Third-Down Conversions	6 of 17	5 of 14
Fourth-Down Conversions	0 of 0	1 of 1
Red-Zone Scores-Chances	0-0	3-4
Sacks By: Number-Yards	3-17	4-29

RUSHING: UNM-Dumas, Aaron 10-49; Cole, Bobby 8-27; Wysong, Luke 6-20; Logan-Greene, Ma 2-9; Wooden, Bobby 1-minus 2; Wilson Jr., Terr 9-minus 14. **Texas A&M**-Isaiah Spiller 15-117; Devon Achane 9-29; Amari Daniels 3-21; LJ Johnson 2-5; Earnest Crownover 2-minus 1; Zach Calzada 3-minus 17.

PASSING: UNM-Wilson Jr., Terr 10-23-1-33. **Texas A&M**-Zach Calzada 19-33-1-275.

RECEIVING: UNM-Logan-Greene, Ma 3-16; Bruckler, Trace 2-12; Alexander, Chad 2-minus 4; Scruggs, Jr., Za 1-11; Wysong, Luke 1-4; Cole, Bobby 1-minus 6. **Texas A&M**-Chase Lane 4-44; Jalen Wydermyer 4-39; Devon Achane 3-45; Moose Muhammad III 3-24; Demond Demas 2-100; Ainiis Smith 2-16; Devin Price 1-7.

INTERCEPTIONS: UNM-Combs, Tavian 1-0. **Texas A&M**-Edgerrin Cooper 1-4.

FUMBLES: UNM-None. **Texas A&M**-None.



7/5 TEXAS A&M (3-0) -
16/18 ARKANSAS (3-0) -

SATURDAY, SEPT. 25 • AT&T STADIUM • ARLINGTON, TEXAS
ATTENDANCE: - • TV: CBS