



TEXAS

2021 FOOTBALL GAME NOTES

BROADCAST INFORMATION

TELEVISION

Network ESPN
Play-by-Play Joe Tessitore
Analyst Greg McElroy
Reporter Katie George

LOCAL RADIO

Network Longhorn IMG Radio Network
Play-by-Play Craig Way
Analyst Roger Wallace
Reporter Will Matthews

SPANISH RADIO

Network Longhorn IMG Radio Network
Play-by-Play Dr. Rubén Pizarro-Silva
Analyst Jesus Mendoza

NATIONAL RADIO

Network N/A
Play-by-Play N/A
Analyst N/A

COACHING STAFF

ON THE FIELD

Steve Sarkisian Head Coach
Jeff Banks Asst. Head Coach/Special Teams Coord./TEs
Jeff Choate Co-Defensive Coordinator/ILBs
Andre Coleman Wide Receivers
Bo Davis Defensive Line
Stan Drayton Run Game Coordinator/RBs
Kyle Flood Offensive Coordinator/OL
Terry Joseph Defensive Passing Game Coord./Secondary
Torre Becton Director of Football Performance

IN THE BOOTH

Blake Gideon Safeties
Pete Kwiatkowski Defensive Coordinator/OLBs
AJ Milwee Quarterbacks

WHAT'S INSIDE

- 1 Game Information/Coverage
- 2 Media Information/Schedule
- 3-11 Game Notes
- 12-13 Steve Sarkisian/Coaching Staff
- 14 Numerical Roster
- 15 Alphabetical Roster
- 16-17 The Last Time
- 18-21 2021 Box Scores
- 22-28 Select Players Game-by-Game Statistics
- 29 Career Highs (Offense & Specialists)
- 30 Career Highs (Defense)
- 31-39 2021 Statistics
- 40 2021 Starters

THE MATCHUP



ARKANSAS RAZORBACKS

2021 Record 1-0 (0-0 SEC)
AP/Coaches Rank NR/RV
Head Coach Sam Pittman (Pittsburgh State (Kan.), 1986)
Record at Arkansas 4-7 (2nd year)
Career Record 4-7 (2nd year)

TEXAS LONGHORNS

2021 Record 1-0 (0-0 Big 12)
AP/Coaches Rank 21/19
Head Coach Steve Sarkisian (BYU, 1997)
Record at Texas 1-0 (1st year)
Career Record 47-35 (8th year)

SERIES HISTORY

Overall Record Texas leads, 56-22
In Austin Texas leads, 29-11
In Fayetteville Texas leads, 26-9
At Neutral Arkansas leads, 1-2

Pittman vs. Texas Never Met
Sarkisian vs. Arkansas Never Met

Current Streak Arkansas, Won 1 (2014)
Last Meeting Arkansas 31, Texas 7 (2004)
Longest Texas Streak Won 14 (1894-1932)
Longest Arkansas Streak Won 4 (1935-38)

Largest Texas Win Texas 54, Arkansas 0 (1894)
Largest Arkansas Win Arkansas 42, Texas 6 (1938)

TEAM STATISTICAL COMPARISON

Category	Value	FBS Rk	Value	FBS Rk
Total Offense	373.0	69	435.0	46
Rushing Offense	245.0	24	170.0	54
Passing Offense	128.0	112	265.0	45
Team Passing Efficiency	114.53	87	192.92	17
Scoring Offense	38.0	34	38.0	34
Total Defense	314.0	47	358.0	65
Rushing Defense	87.0	38	76	30
Passing Yards Allowed	227.0	71	282.0	92
Team Passing Eff. Defense	95.34	30	137.47	86
Scoring Defense	17.0	51	18.0	57
Turnover Margin	2.00	12	1.00	27
3rd Down Conversion Pct	0.273	103	0.667	2
4th Down Conversion Pct	0.000	77	1.000	1
3rd Down Conv. Pct Defense	0.250	24	0.308	40
4th Down Conv. Pct Defense	0.500	64	1.000	95
Red Zone Offense	1.000	3	1.000	3
Red Zone Defense	0.500	19	0.500	19
Net Punting	29.00	116	51.50	5
Punt Returns	4.00	59	12.00	23
Kickoff Returns	27.00	16	25.00	18
First Downs Offense	18	86	21	65
First Downs Defense	19	58	22	76
Fewest Penalties	13	117	7	71
Fewest Penalty Yards	117	115	64	80B
Time of Possession	26:28	98	33:13	30

GAMEDAY INFORMATION

Kickoff Time 6:05 p.m. CT
Location Fayetteville, Ark.
Stadium Donald W. Reynolds Razorbacks Stadium

Texas in 2021 1-0
Home 1-0
Road 0-0
Neutral 0-0
vs. Big 12 0-0
vs. Ranked 1-0

2021 LEADERS



HUDSON CARD | REDSHIRT FRESHMAN



BIJAN ROBINSON | SOPHOMORE



JORDAN WHITTINGTON | SOPHOMORE



DEMARVION OVERSHOWN | SENIOR

PASSING

14-OF-21 (66.7%)
224 YDS
2 TD, 0 INT

RUSHING

20 ATT
104 YDS
1 TD

RECEIVING

7 REC
113 YDS
1 TD

TACKLES

13 TOTAL
0.5 TFL
0.5 SACKS

2021 SCHEDULE

 W, 38-18 Austin, Texas FOX 3:30 PM	 SEPT. 11 Fayetteville, Ark. ESPN 6 PM	 SEPT. 18 Austin, Texas LHN 7 PM	 SEPT. 25 Austin, Texas TBA TBA	 OCT. 2 Fort Worth, Texas TBA TBA	 OCT. 9 Dallas, Texas ESPN/ABC TBA	 OCT. 16 Austin, Texas TBA TBA	 OCT. 30 Waco, Texas TBA TBA	 NOV. 6 Ames, Iowa TBA TBA	 NOV. 13 Austin, Texas TBA TBA	 NOV. 20 Morgantown, W.V. TBA TBA	 NOV. 26 Austin, Texas FOX 11 AM
--	---	---	--	--	---	---	---	---------------------------------------	---	--	---

MEDIA INFORMATION

FOOTBALL MEDIA RELATIONS

Sr. Assoc. Athletics Director John Bianco
 john.bianco@athletics.utexas.edu
 Associate Director Thomas Stepp
 thomas.stepp@athletics.utexas.edu
 Assistant Director Ryan Tewes
 ryan.tewes@athletics.utexas.edu

SOCIAL MEDIA

WEBSITE TexasSports.com
 TWITTER @TexasFootball
 INSTAGRAM texasfootball
 Up-to-date information on the football team is available on the football page at www.TexasSports.com. Quotes from news conferences, releases, feature stories and game notes will be available. You can also follow on Twitter and Instagram for the most updated content and information.

WEEKLY NEWS CONFERENCE

A weekly news conference with head coach Steve Sarkisian is held on Monday at 11 a.m. Central in the Centennial Room. Longhorn Network and Austin Radio Network air it live and a replay is posted later in the day on TexasSports.com.

MEDIA AVAILABILITY

Practices are closed to the public and media. There will be media availabilities on Tuesday and Wednesday with student-athletes via Zoom. Interview inquiries should be sent to Sr. Associate AD for Media Relations John Bianco (john.bianco@athletics.utexas.edu).

POSTGAME

The Texas locker room is closed. Postgame interviews at home are anticipated to take place in the Moncrief Athletics Complex. Interviews on the road will be determined on a game by game basis. **NO INTERVIEWS ARE TO BE CONDUCTED ON THE FIELD FOLLOWING THE GAME.** Failure to abide by this rule will result in termination of credential.

CREDENTIALS

Requests may be submitted at utcredentials.com.

SPANISH BROADCAST

The Longhorn IMG Radio Network offers Cadena Deportiva, a Spanish language radio broadcast of Texas football games. It can be heard in Austin on KTAE 105.3 FM or in Dallas on KFCS 990 AM.

LONGHORN IMG RADIO NETWORK

For complete coverage of Texas Longhorns football, tune into the Longhorn IMG Radio Network. Craig Way (play-by-play), Roger Wallace (color) and Will Matthews (sideline) call the action. Longhorn Weekly, Steve Sarkisian's one-hour radio show, airs Thursdays on the radio network.

Abilene	KKHR	106.3
Alpine	KVLF	1240
Amarillo	KGNC	710
Austin	KTXX*	104.9
Austin	K287FG	105.3
Austin	KLGO	1260
Austin	K253AM	98.5
Austin	KOKE	99.3
Big Spring	KBST	1490
Carthage	KGAS	104.3
Carthage	KGAS	1590
Corpus Christi	KEYS	1440
Crockett	KIVY	92.7
Dallas	KRLD	1080
Del Rio	KWMC	1490
El Paso	KROD	600
Fort Stockton	KFST	860
Henderson	KWRD	1470
Houston	KBME	790
Longview	KFRQ	1370
Malakoff	KLVO	1410
Marshall	KMHT	1450
Midland	KBAT	99.9
McAllen	KVNS	1700
Orange	KOGT	1600
San Angelo	KKSA	1260
San Antonio	WOAI	1200
San Antonio	KTKR	760
Texarkana	KCMC	740/107.9
Tyler	KTBB	600
Waco	KBHT	104.9

*Flagship

SATELLITE RADIO

This week's broadcast can be heard on Satellite radio on Sirius channel 84, XM Channel 84 and online channel 84.

USE OF AUDIO/VIDEO COVERAGE

Any accredited media entity using "video or audio materials" (film, traditional video or audio, digital video or audio, photos, etc.) from University of Texas Athletics events (games, practices, post-practice/postgame interviews and press conferences) may use that material only for traditional television newscasts, web-based or print coverage (see note below regarding policy on game video on web), or other electronic transmission as approved by The University in writing, with a limitation of up to three (3) minutes in length from any single event. That three (3)-minute package may contain no more than two (2) minutes of game highlights. Its usage must be only as supporting edited video/audio for a reported video/audio story and not simply as a raw video post/rebroadcast/streamed highlights or interview sessions. Accredited media entities may not offer any live video, audio or other coverage of the event (or tape delay rebroadcast coverage in its entirety) without the advance written permission of The University of Texas athletics department. Video is for news usage only and may not be sponsored or sold. This policy includes all games, matches, practices and events involving any of Texas' athletics programs. It includes all media events — press conferences, pre/post-practice interviews and pre/post-game interviews.

NOTE REGARDING USE OF GAME VIDEO: Policy permits entities to use up to two (2) minutes of video on air (whether taken from the network feed or shot themselves) or on the entity's website. Reports and features must be filed postgame and not during the game. If a game/event is contracted to a network television partner, all highlights may remain on a website no longer than 48 hours following the game/event's conclusion. Highlights may not be used via social media platforms except as a link back to the website/URL hosting the highlights.

EXCEPTION: With advance written permission from the UT Athletics department, media entities will be permitted to rebroadcast the Steve Sarkisian weekly Monday press conferences in its entirety. Video from that 20-minute press conference can be used for either over the air rebroadcast or web postings. Live distribution of the weekly Monday press conference is not permitted. If posted on a website, it must be removed 48 hours after the conclusion of the press conference.

PHOTOGRAPHY

Action shots of UT coaches and student-athletes can be requested by contacting the UT Athletics Photo Department at photo@athletics.utexas.edu.

COLLEGEPRESSBOX.COM is the official media website for Division I football. Access and download game notes, quotes, statistics, media guides, headshots, logos and more for all FBS schools, conferences, postseason games, awards and the College Football Playoff. For access, please register for an account at collegepressbox.com/register.

GAME NOTES

QUICK FACTS

GENERAL INFORMATION

Name	University of Texas
Location	Austin, Texas
Founded	1883
Enrollment	51,832
Nickname	Longhorns
Mascot	Hook 'Em
Colors	Burnt Orange and White
Conference	Big 12
Interim President	Jay Hartzell
Vice President & Director of Athletics	Chris Del Conte
Home Field	Darrell K Royal-Texas Memorial Stadium
University Website	utexas.edu
Athletics Website	TexasSports.com
Conference Website	Big12Sports.com

HISTORY

First Year of Football	1893
All-Time Record	924-378-33
All-Time Bowl Record	31-24-2
Last Bowl	2020 Alamo
Last Bowl Opponent	RV Colorado (W, 55-23)
Conference Championships	28
..... 1920, 1928, 1930, 1942, 1943, 1945, 1950, 1952	
..... 1953, 1959, 1961, 1962, 1963, 1968, 1969, 1970	
..... 1971, 1972, 1973, 1975, 1977, 1983, 1990, 1994	
..... 1995, 1996, 2005, 2009	
National Championships	4
..... 1963, 1969, 1970, 2005	
*The 1996-97 academic year was Texas' first in the Big 12	

2021 TEAM INFORMATION

Roster Size (as of Aug. 27, 2021)	117
Seniors (inc. super seniors)	22
Juniors	28
Sophomores	24
Freshmen (inc. redshirts)	43
Letterwinners Returning/Lost	50/22
Offense/Defense/Specialists (Returning)	24/22/4
Starters Returning/Lost	13/9
Offense	7/4
Defense	6/5

2020 INFORMATION

Overall Record	7-3
Home/Road/Neutral	3-2/3-0/1-1
Big 12 Record/Finish	5-3/4th
Final Ranking	#20 (CFP) #19 (AP) #20 (Coaches)
Bowl Game	Valero Alamo Bowl
Bowl Opponent/Result	Colorado
Bowl Result	W, 55-23

COACHING STAFF

Head Coach	Steve Sarkisian
Alma Mater	BYU, 1997
Record at UT/Years	1-0/1st
Career Record/Years	47-35/8th
Twitter	@CoachSark
Instagram	steve.sarkisian
Asst. HC/Special Teams Coord./TE	Jeff Banks
Co-Defensive Coordinator/LLB	Jeff Choate
Wide Receivers	Andre Coleman
Defensive Line	Bo Davis
Off. Run Game Coordinator/RB	Stan Drayton
Offensive Coordinator/OL	Kyle Flood
Safeties	Blake Gideon
Def. Passing Game Coord./Secondary	Terry Joseph
Defensive Coordinator/OLB	Pete Kwiatkowski
Quarterbacks	AJ Milwee
Strength and Conditioning	Torre Becton

SERIES HISTORY VS. ARKANSAS

- The Texas Football program will meet former Southwest Conference foe Arkansas for the 79th time in team history, but the first time since 2014 and just the sixth time in the last 30 years.
- UT fell to Arkansas, 31-7, in the Advocare Texas Bowl at NRG Stadium in the teams' last meeting.
- Texas holds a 56-22 advantage in the all-time series and has won 21 of the last 30 meetings against Arkansas, dating back to 1967.
- UT is 26-9 all-time against the Razorbacks in Arkansas and has won five of the last six games, including a 22-20 triumph in the Longhorns' last trip to Fayetteville in 2004.
- Texas and Arkansas played 60 straight times as Southwest Conference foes before the Razorbacks left for the SEC following the 1991 season.
- Texas and Arkansas played one of the most storied games in the history of college football. Dubbed "The Game of the Century," and with President Richard Nixon at the game, No. 1 Texas under head coach Darrell Royal pulled out a 15-14 win over No. 2 Arkansas in Fayetteville to determine the 1969 National Championship.
- Arkansas has won four of the last six meetings, but Texas has won two of the last three – 22-20 in Fayetteville (2004) and 52-10 in Austin (2008). The last meeting was in the 2014 Texas Bowl, which Arkansas won 31-7.
- Six of the last 12 games have been decided by four points or fewer.
- Texas and Arkansas have played 33 games that were decided by 10 points or fewer with the Longhorns holding a 21-12 advantage.

A TEXAS WIN WOULD ...

- Be Texas' 925th victory all-time, keeping UT as the fourth-winningest program in college football history.
- Give Steve Sarkisian his 48th victory as a head coach and second at The University of Texas.
- Mark the fifth time in eight seasons as a head coach that Steve Sarkisian has begun a season 2-0.
- Be UT's sixth-straight win over a non-conference opponent, dating back to a 48-13 victory over Rice on Sept. 14, 2019.

THE SARKISIAN ERA BEGINS

- Steve Sarkisian was named the 31st Head Football Coach at The University of Texas on January 2, 2021. In the past two seasons he served as the offensive coordinator and quarterbacks coach at Alabama, Sarkisian was the architect of 24 straight games in which the Crimson Tide's offense scored 35 or more points, the longest streak in major college football history.
- Despite coming up just short of the 35-point mark in a 31-14 win over Notre Dame in the College Football Playoff semifinals, the victory propelled Alabama to the National Championship Game where they defeated No. 3 Ohio State, 52-24.
- Sarkisian went on to be named the 2020 Broyles Award winner as the best assistant coach in college football.
- Last season, Alabama's offense ranked second in the nation in scoring and led all Power 5 schools with 48.5 points per game, which set a school record and included five 50-point games against Southeastern Conference competition.
- The Crimson Tide became the first team in SEC history to record five such games in a single season in conference play. The Tide followed that by posting 52 points against Florida in the 2020 SEC Championship to earn the No. 1 seed in the College Football Playoff. They later matched that total in the National Championship Game.
- The Alabama offense under Sarkisian produced a

Heisman Trophy winner, two Heisman finalists, a Doak Walker Award winner and a Joe Moore Award winning offensive line.

- Sarkisian has previously served as the head coach at Washington and USC.

CHAMPIONSHIP PEDIGREE

All totaled among the 10 assistant coaches and director of football performance who were hired to form Steve Sarkisian's staff, there are a combined 234 years of coaching experience, including 200 years in collegiate coaching, 101 bowl games, 11 CFP playoff games and seven National Championship Games, and they have won six of those.

WHAT RETURNS IN 2021

- With the departure of Sam Ehlinger to the NFL, Steve Sarkisian named redshirt freshman Hudson Card as the starter for the 2021 opener after an extremely close competition in fall camp with junior Casey Thompson. Against Louisiana, Card made the first start of his career after briefly playing in two games as a true freshman in 2020.
- Joshua Moore returns as the Longhorns leading receiver last year in receptions (30), yards (472), touchdowns (9). Despite playing in only five games last year, Jordan Whittington collected 21 receptions for 206 yards. When healthy, his 4.2 receptions per game led the team.
- The tight end position will return its top two pass catchers in Cade Brewer (15-169-2) and Jared Wiley (9-166-1). Wiley's 18.4 yards per reception were second on the team among receivers with more than five receptions.
- Texas loses four of its top five tacklers from a year ago, with LB DeMarvion Overshown being the leading returner with 60 tackles, however the next seven leading tacklers outside of the top five all return, included as part of 11 of the next 12.
- Overshown is also the leading returner in tackles for loss with eight, quarterback pressures with four, interceptions with two, forced fumbles with two and pass breakups with seven.
- Five other players who intercepted a pass last season return, including Chris Adimora, Jerrin Thompson, Alfred Collins, David Gbenda and Josh Thompson.
- Six players are back who had at least three pass breakups including DeMarvion Overshown (7), D'Shawn Jamison (6), Chris Adimora (3), Josh Thompson (3), B.J. Foster (3) and Alfred Collins (3).
- Along the defensive line, five players come back who had at least 2.5 tackles for loss last year with Keondre Coburn and T'Vondre Sweat leading the way with 3.5 each, followed by Moro Ojomo, Alfred Collins and Jacoby Jones with 2.5.
- The Longhorns return their primary kicker in Cameron Dicker (15-21 FG), primary punter in Ryan Bujceviski, deep snapper Justin Mader and return specialist D'Shawn Jamison. Dicker also took over the punting duties following a late season injury to Bujceviski.

THE CAPTAINS

This season, Texas will be naming game captains on a weekly basis.

- LOUISIANA (Game 1): OL Derek Kerstetter, RB Roschon Johnson and LB DeMarvion Overshown.

FOUR STRAIGHT WINNING SEASONS

- With a 69-31 road win over Kansas State, the Longhorns picked up their sixth win of the 2020 campaign and secured the program's fourth-straight winning season.
- It is the first time since 2006-09 that Texas has put together four consecutive winning campaigns, and the first time since 2011-14 that the Horns competed in a

GAME NOTES

THE LAST TIME...



DEC. 29, 2014

Houston, Texas | NRG Stadium
Attendance: 71,115 | TV: ESPN

ARKANSAS NR/NR	31
TEXAS NR/NR	7

Score by Quarters	1	2	3	4	OT	Score
Arkansas	3	21	0	7	-	31
Texas	0	7	0	0	-	7

Scoring Summary

Qtr	Time	Team	Summary
1st	04:32	ARK	McFain 32 yd field goal 10-33 4:21, ARK 3 - UT 0
2nd	14:15	ARK	Wilson 36 yd pass from Allen (McFain kick) 6-87 2:44, ARK 10 - UT 0
	08:13	ARK	Johnson -3 yd fumble return (McFain kick) 1-(-4) 0:08, ARK 17 - UT 0
	03:59	UT	Swoopes 9 yd run (Rose kick) 8-44 4:14, ARK 17 - UT 7
	00:24	ARK	Hatcher 5 yd pass from Allen (McFain kick) 9-61 3:35, ARK 24 - UT 7
4th	11:13:41	ARK	Williams 1 yd run (McFain kick) 13-57 8:39, ARK 31 - UT 7

	ARK	UT
FIRST DOWNS	20	7
RUSHES-YARDS (NET)	50-191	18-2
PASSING YDS (NET)	160	57
Passes Att-Comp-Int	23-12-0	25-13-1
TOTAL OFFENSE PLAYS-YARDS	73-351	43-59
Fumble Returns-Yards	0-0	0-0
Punt Returns-Yards	1-27	2-4
Kickoff Returns-Yards	2-60	5-128
Interception Returns-Yards	1-46	0-0
Punts (Number-Avg)	1-27.0	1-4.0
Fumbles-Lost	1-0	2-1
Penalties-Yards	2-15	5-34
Possession Time	41:10	18:50
Third-Down Conversions	9 of 17	3 of 11
Fourth-Down Conversions	1 of 1	0 of 0
Red-Zone Scores-Chances	3-5	1-1
Sacks By: Number-Yards	3-37	1-6

RUSHING: ARK-Williams, Jonathan 23-105; Collins, Alex 17-76; Allen, Brandon 6-13; Hatcher, Keon 1-2. Texas-Brown, Malcolm 7-25, Gray, Johnathan 6-9, Swoopes, Tyrone 5- -32.

PASSING: ARK-Allen, Brandon 12-23-0-160, Texas-Swoopes, Tyrone 13-25-1-57.

RECEIVING: ARK-Wilson, Demetrius 2-52, Hatcher, Keon 4-41, Morgan, Drew 2-33, Henry, Hunter 1-18, Cornelius, Jared 3-16. Texas-Harris, John 4-36, Warrick, Jacorey 3-13, Johnson, Marcus 1-9, Shipley, Jaxon 1-6, Johnson, Daje 3-0, Brown, Malcolm 1- -7.

INTERCEPTIONS: ARK-Toliver, Henre'. Texas-None.

FUMBLES: ARK-Cornelius, Jared 1-0. Texas-Harris, John 1-0, Gray, Jonathan 1-1

bowl game over four-straight seasons.

LONGHORN GRADUATES

• Thirteen members of The University of Texas Football team enter the 2021 season having completed their degree requirements and have earned their degrees prior to the season are will graduate after the fall semester. The list includes: Skyler Bonneau, Cade Brewer, Ben Davis, Darion Dunn, Tope Imade, Derek Kerstetter, Ovie Oghoufo, Denzel Okafor, Brenden Schooler, Turner Symonds, Casey Thompson, Ray Thornton and Gabe Watson.

2021 PRESEASON ALL-BIG 12 TEAM

• Two Longhorns were named to the preseason All-Big 12 team in RB Bijan Robinson and DB D'Shawn Jamison.
• As a team, the Longhorns were picked to finish third in the conference by the league's media.

ALL-BIG 12 PERFORMERS

• Texas had 14 players earn All-Big 12 recognition from the conference's head coaches last season.
• OL Samuel Cosmi and DL/LB Joseph Ossai both collected first-team honors, with Cosmi being one of only three unanimous first-team selections across the league. DB Chris Brown, K Cameron Dicker and QB Sam Ehlinger all garnered second-team recognition.
• It marked the first All-Big 12 second-team honors for Brown and Ehlinger. Dicker was also a second-team All-Big 12 selection in 2018 as a true freshman.
• The Longhorns who received honorable mention at their positions from the Big 12 were Cade Brewer (TE), Keondre Coburn (DL), Brennan Eagles (WR), Ta'Quon Graham (DL), D'Shawn Jamison (KR/PR), Derek Kerstetter (OL), Joshua Moore (WR) and DeMarvion Overshown (LB).
• Cosmi earned honorable mention as Offensive Lineman of the Year, Jamison earned honorable mention as the Special Teams Player of the Year, Ossai did so as both the Defensive Player of the Year and Defensive Lineman of the Year, and running back Bijan Robinson earned honorable mention as the Offensive Freshman of the Year.

BIJAN BREAKING THROUGH

• Sophomore RB Bijan Robinson opened the 2021 campaign in style, earning Walter Camp Football Foundation (WCFF) National Offensive Player of the Week honors after racking up 176 all-purpose yards and two touchdowns, including 103 on the ground and a touchdown on 20 carries, along with four receptions for 73 yards and a touchdown in leading the Longhorns to an opening week win over No. 23 Louisiana.
• Over his last five games, Robinson has totaled 625 rushing yards on 67 carries (9.3 ypc) with five touchdowns, while also hauling in 12 receptions for 202 yards (16.8 ypc) and scoring three touchdowns. All told, he has 827 yards on 79 plays for 10.5 yards per play with eight touchdowns.
• In the last five games, Robinson has eclipsed 100 yards rushing four times with the Longhorns coming away victorious in all four games.
• Last season, Robinson appeared in nine games and made six-straight starts to close out his first season of college football. He led the Longhorns with 703 rushing yards on 86 carries (8.2 ypc) and scored four touchdowns. Robinson was also the team's fifth-leading receiver with 15 catches for 196 and two more touchdowns as a receiver.
• His standout performances over the second half of last season have put him front and center and many preseason watch lists, including the Doak Walker Award, the Maxwell Award and the Walter Camp Football

Foundation Player of the Year lists.

• Robinson has been a big-play machine for the Longhorns, logging a team-high 14 explosive plays (20-plus yards) last year. Ten have been as a runner and four as a receiver. Five of those came in the Alamo Bowl as he logged runs of 27, 50, 66 and 21 yards, as well as catching a 23-yard touchdown pass.
• His 66-yard run is the second-longest by a Longhorn in a bowl game, while his 50-yarder is tied for the fifth-longest in a bowl game on school record.
• He saved his best game for last earning Offensive MVP honors of the Alamo Bowl when he carried the ball 10 times for 183 yards (18.3 avg) and scored one touchdown, and also caught two passes for 37 yards and two touchdowns.
• His 183 rushing yards were the most ever by a UT freshman in a bowl game, and the fourth-most by a Longhorn, regardless of class, in a bowl game all-time. It was the sixth-best rushing game in terms of yardage by a freshman in school history overall.
• His rushing yardage total is the best by a freshman in a bowl game in Big 12 history.
• Regardless of class, his rushing total was the best by a Longhorn since D'Onta Foreman tallied 250 yards against Kansas during his Doak Walker Award-winning season in 2016.
• He logged the third 100-yard rushing game of his true freshman season, the third-most in school history. Cedric Benson (5 in 2001), Earl Campbell (4 in 1974), Ricky Williams (3 in 1995), Vince Young (3 in 2003), Jamaal Charles (3 in 2005) and Malcolm Brown (3 in 2011) are the only other Longhorns to record at least three 100-yard games as freshmen.
• He joined Cedric Benson (twice, 2001) and Adrian Walker (twice, 1989) as the only Longhorns to rush for 150-plus yards on multiple occasions during their freshman season.
• Finished the season as the 11th UT freshman to rush for at least 700 yards.
• Broke the Texas single-season records for yards per rush average, averaging 8.2 yards per carry (703 yds/86 carries) this season. James Saxton (7.9 ypc) set the previous record during the 1961 season.
• The Tucson, Ariz. native produced back-to-back impressive performances including against Kansas State on Dec. 5, as he carried the ball nine times for 172 yards (19.1 ypc) and three touchdowns. He also caught three passes for 51 yards out of the backfield.
• Robinson's 172 rushing yards against the Wildcats rank as the eighth-most by a freshman in Texas history. His three touchdowns on the ground are also tied for the second-most by a UT freshman.
• He broke Gib Dawson's 69-year-old school record for yards per carry in a game (min. 8 carries). Dawson averaged 16.0 yards per carry (9 for 144) against North Carolina in 1951.
• Robinson is the first Longhorn to record at least 150 rushing yards and 50 receiving yards in the same game since Cedric Benson vs. Kansas in 2001.
• On Texas' first possession of the third quarter, Robinson broke a 75-yard touchdown run. It was the sixth-longest run by a freshman in school history and one of four explosive plays (20-plus yards) he recorded against K-State.
• Robinson also had runs of 27 and 30 yards, as well as a 27-yard reception from QB Sam Ehlinger.
• He scored his first collegiate touchdown on Texas' opening possession, finding paydirt from 12 yards out on the ground.
• It was the second 100-yard game of Robinson's young career, the first of which came against West Virginia on Nov. 7. That day, he carried the ball 12 times for 113 yards and caught two passes for 38 yards. It was the

GAME NOTES

first 100-yard game of his career.

- His 9.4 yards per carry had been the best single-game average by a Longhorn against a Big 12 opponent (min. 10 carries) since Doak Walker Award winner D'Onta Foreman vs. Texas Tech in 2016 (10.3 ypc) until his performance against Kansas State.
- Robinson did not lose yardage on any of his 12 carries against the Mountaineers, with 11 resulting in positive yardage and one going for no gain.
- He was named the Big 12 Newcomer of the Week and appeared on the FWAA's Fresh Four for the first time in his career following his breakout day.
- Robinson's first career start came against Baylor on Oct. 24 at Darrell K Royal-Texas Memorial Stadium. That day, he carried the ball 12 times for 55 yards, both season-highs for the Tucson, Ariz. native to date.
- His second was a week later in a Halloween matchup at No. 6/6 Oklahoma State. Robinson carried the ball 13 times for a team-high 59 yards in the come-from-behind win over the Cowboys.
- He made his collegiate debut in Texas' season opener against UTEP, carrying the ball five times for 38 yards and catching two passes for nine yards. Robinson broke off a 29-yard run late in the third quarter, the longest rush of his young career to date.

BIJAN'S BACKGROUND

- Prior to arriving on the Forty Acres, Bijan Robinson was an All-American and two-time state player of the year at Salpointe High School in Arizona. He was selected to participate in the 2020 All-American Bowl and became the first player in Arizona high school football history to twice win the Ed Doherty Award as the state's top high school football player by the Grand Canyon State Gridiron Club.
- Robinson left high school as Arizona's all-time career touchdown leader with 114, and the state's all-time leading rusher with 7,036 yards to his name. He also became the first player in Arizona history to rush for more than 2,000 yards in three consecutive seasons.
- Coming out of high school, he was ranked No. 14 nationally, No. 1 at all-purpose back and No. 2 overall in Arizona by Rivals. He was slotted at No. 22 nationally, No. 4 among running backs and No. 2 in Arizona by ESPN, and at No. 23 nationally, No. 2 at running back and No. 2 in Arizona by 247Sports.
- Robinson was named the Arizona Gatorade Player of the Year in 2019 and received the Arizona National Football Foundation Frank Kush Player of the Year honor.

MOST RUSHING YARDS (SEASON, TRUE FRESHMAN)

Name	Yards	Year
1. Cedric Benson.....	1,053	2001
2. Ricky Williams.....	990	1995
3. Earl Campbell.....	928	1974
4. Jamaal Charles.....	878	2005
5. Malcolm Brown.....	779	2011
6. Keaontay Ingram.....	708	2018
7. Bijan Robinson.....	703	2020
8. Jonathan Gray.....	701	2012
9. Roschon Johnson.....	649	2019
10. Johnny "Lam" Jones.....	624	1976

RUNNING WITH ROSCHON

- Junior RB Roschon Johnson had a productive season in the Longhorns' running back rotation last season. He carried the ball 80 times for 418 yards (5.2 ypc) and scored six touchdowns.
- Johnson's 418 rushing yards and six touchdowns were both the second-best mark by a Longhorn last season.
- Johnson had his best day of the 2020 season in a road

win over Kansas State, carrying the ball 14 times for a career-high 139 yards and scoring three touchdowns.

- It was the second time in his career he scored three rushing touchdowns in a game. He previously hit that mark vs. Texas Tech in 2019.
- Johnson surpassed 1,000 career rushing yards against K-State. He is the 54th 1,000-yard rusher in UT history.
- Two years, Johnson logged 807 all-purpose yards (649 rush/158 rec) on 146 touches (123 rush/23 rec) during his first year at Texas.
- In Big 12 games, Johnson rushed for 485 yards on 92 carries (5.3 ypc) and scored seven touchdowns.
- He posted two 100-yard games on the ground, both coming against conference opponents.
- His first was a 121-yard effort on the road against West Virginia in October. In Morgantown, he averaged 5.8 yards per carry on 21 attempts and scored one touchdown. Johnson was named the Big 12 Newcomer of the Week for the first time in his career for his performance.
- Johnson's second 100-yard outing came in the regular-season finale against Texas Tech, where he totaled 105 rushing yards on 23 carries and scored three rushing touchdowns.
- Johnson was the only Big 12 competitor to rush for more than 100 yards and more than one score during the final week of the regular season, helping him earn Big 12 Newcomer of the Week honors a second time.
- Johnson also rushed for 95 yards and a touchdown in the 2019 AT&T Red River Showdown, his first appearance against Oklahoma.
- His 95 rushing yards were the most by a Longhorn true freshman against the Sooners since Jamaal Charles logged 116 rushing yards in the 2005 Red River Showdown.
- Against OU, Johnson covered 70 yards in three plays (9 rec/57 rush/4 rush) and scored a touchdown to knot the game at 10-10 in the second quarter.
- Johnson was an early enrollee at quarterback for the Longhorns in 2019, but converted to the running back spot one week before the season opener against Louisiana Tech due to a slew of injuries to UT's backfield in training camp. He appeared in all 13 games and was one of three Longhorns to rush for more than 600 yards in 2019.

CARD COMING THROUGH

- Redshirt freshman Hudson Card made his first career start in the season-opening victory over Louisiana, completing 14-of-21 passes (66.7 percent) for 224 yards and two touchdowns and also adding a rushing touchdown.
- Card connected with Bijan Robinson for his first career touchdown on an 18-yard pass to give Texas its first lead of the game late in the first quarter.
- During the Longhorns' first scoring drive of the season, he scrambled six yards on fourth-and-6 to keep the drive alive.
- Also threw a score to Cade Brewer with two minutes remaining in the opening half.
- Ran in a touchdown on third-and-goal from the 3-yard line for the first rushing score of his career.
- Ended his first career start with more passing yards than Colt McCoy (178) and Sam Ehlinger (222) in their first starts as Longhorns.

WHITTINGTON WON'T BE DENIED

- Jordan Whittington opened the season strong in the Longhorns' victory against Louisiana, hauling in seven receptions for a career-high 113 yards and one touchdown. Of those 113 yards, 54 of them came after the catch.
- The sophomore came through in the clutch to keep drives alive with four of his seven catches occurring on third down, including a pair of third-down receptions

BY THE NUMBERS

1 Five Longhorns made their first career starts on Saturday against Louisiana. That group included junior LB Luke Brockermeyer, redshirt freshman QB Hudson Card, junior EDGE Jacoby Jones, junior EDGE Ovie Oghoufo and freshman WR Xavier Worthy.

2 Senior LB DeMarvion Overshown (13) and Brockermeyer (10) each reached double digits in tackles in the season-opening win against Louisiana. It marked the first time since 2007 that at least two Longhorns had 10 or more tackles in the first game of the season (Marcus Griffin - 10, Ryan Palmer - 10).

4 Sophomore WR Jordan Whittington had seven receptions on Saturday against Louisiana, including four on third down to keep three separate Longhorn scoring drives alive.

5 With the season-opening win over No. 23 Louisiana last week, the Longhorns have won 50 home games against opponents ranked in the AP Top 25, including five wins in home openers: 1951 - No. 6 Kentucky (7-6), 1980 - No. 6 Arkansas (23-17), 1984 - No. 11 Auburn (35-27), 2016 - No. 10 Notre Dame (50-47, 20T), No. 23 Louisiana (38-18).

10 Brockermeyer made the most of his first career start, setting career bests with 10 tackles (4 solo), 1.5 tackles for loss and 0.5 sack.

13 Overshown registered 13 tackles in Saturday's season-opening win, the most tackles in a season opener for a Longhorn since Dusty Renfro collected 14 against New Mexico State in 1998.

18 Texas limited a Louisiana offense that returned 10 starters and averaged 33.6 points per game in 2020 to 18 points, the Ragin' Cajuns' fewest points since scoring seven against Appalachian State in 2019.

76 The Longhorns defense limited Louisiana to 76 rushing yards on Saturday, the 20th time Texas has held an opponent under 100 yards rushing since the start of the 2017 season.

224 Card posted 224 passing yards in his first career start, surpassing the total thrown by Sam Ehlinger (222) and Colt McCoy (178) in their first starts for the Longhorns.

627 Sophomore RB Bijan Robinson has rushed for 627 yards on 67 carries (9.3 ypc) over his last five games. In those five games, Robinson has surpassed 100 yards four times and 170 yards twice.

924 Texas has won 924 games all-time, the fourth-most victories in NCAA history. Of the 924 wins, 56 have come against the Arkansas Razorbacks.

GAME NOTES

TEXAS' RECORD WHEN...

	2021	Sarkisian Era
Overall.....	1-0	1-0
Big 12	0-0	0-0
Non-conference	1-0	1-0
Home	1-0	1-0
Away	0-0	0-0
Neutral	0-0	0-0
Current streak	W1	W1
Current home streak	W1	W1
Current road streak	--	--
Day game	1-0	1-0
Night game	0-0	0-0
August	0-0	0-0
September	1-0	1-0
October	0-0	0-0
November	0-0	0-0
December.....	0-0	0-0
January	0-0	0-0
vs. Top 25 teams	1-0	1-0
vs. unranked teams.....	0-0	0-0
On artificial surface	1-0	1-0
On natural grass	0-0	0-0
Scoring first	0-0	0-0
Opponent scores first	1-0	1-0
Leading after 1st quarter	1-0	1-0
Trailing after 1st quarter	0-0	0-0
Tied after 1st quarter	0-0	0-0
Leading at halftime	1-0	1-0
Trailing at halftime.....	0-0	0-0
Tied at halftime	0-0	0-0
Leading after 3rd quarter	1-0	1-0
Trailing after 3rd quarter	0-0	0-0
Tied after 3rd quarter	0-0	0-0
Overtime	0-0	0-0
Scoring 0-19.....	0-0	0-0
Scoring 20-29.....	0-0	0-0
Scoring 30-39	1-0	1-0
Scoring 40+ points	0-0	0-0
Allowing 0-19.....	1-0	1-0
Allowing 20-29.....	0-0	0-0
Allowing 30-39.....	0-0	0-0
Allowing 40+ points	0-0	0-0
Outgaining opponent	1-0	1-0
Outgained by opponent.....	0-0	0-0
With 100-yard rusher.....	1-0	1-0
Allow 100-yard rusher	0-0	0-0
With 300-yard passer	0-0	0-0
Allow 300-yard passer	0-0	0-0
No turnovers.....	1-0	1-0
One to three turnovers.....	0-0	0-0
Three or more turnovers.....	0-0	0-0
No takeaways.....	0-0	0-0
One to three takeaways.....	1-0	1-0
Three or more takeaways.....	0-0	0-0
Win turnover margin	1-0	1-0
Tie turnover margin	0-0	0-0
Lose turnover margin	0-0	0-0
Win time of possession	1-0	1-0
Lose time of possession	0-0	0-0
Game decided by 1-9	0-0	0-0
Game decided by 10-19.....	0-0	0-0
Game decided by 20+	1-0	1-0

on UT's second touchdown drive, a 41-yard play on third-and-11 that set up the Horns' third touchdown and a 16-yard reception in the fourth quarter that opened the door for his first touchdown catch of the season three plays later. All told, with the four receptions on third down he had 83 yards (20.8 ypc).

• Whittington entered the 2021 season with 23 receptions for 223 receiving yards, including a career-best 10 catches and 65 yards against Oklahoma in 2020.

BREWER'S BREAKOUT

• Super senior TE Cade Brewer emerged as an offensive weapon for the Longhorns in 2019, and continued that in the 2020 season. He caught 15 passes for 169 yards and two touchdowns last year while starting all 10 games.

• In Texas' 2021 season opener against Louisiana, the Austin native hauled in the sixth touchdown reception of his career.

• Against UTEP in Texas' 2020 season opener, Brewer tied his career high with three catches for 40 yards and a TD.

• Brewer hauled in his second touchdown of the season against Kansas State, catching a pass from Sam Ehlinger near the line of scrimmage and finding his way into the end zone from 15 yards out.

• He closed his season with a season-long 38-yard reception as part of two catches for 59 yards against Colorado in the Alamo Bowl.

• Brewer is a three-time Academic All-Big 12 First Team selection, and was named to the 2017-18 Academic All-Big 12 Rookie Team.

THOMPSON IN THE ALAMO

• Junior QB Casey Thompson took over for then-senior QB Sam Ehlinger in the second half of last year's Valero Alamo Bowl win over Colorado.

• Thompson completed 8-of-10 passes for 170 yards and four touchdowns.

• His four touchdown passes tied Major Applewhite (2001 Holiday) for the school record in a bowl game.

• He threw two scores to Joshua Moore, one to Bijan Robinson and then uncorked a 73-yard score to freshman WR Kelvontay Dixon.

BRILLIANT IN BOWLS

• Texas has made four-straight bowl game appearances (2017 Texas, 2019 Sugar, 2019 Alamo, 2020 Alamo).

• It is the first time Texas has earned bowl eligibility in four-straight seasons since 2011-14.

• It is the first time Texas has won four consecutive bowl games, the first time accomplishing the feat since winning five-straight bowl games following the 2004-08 seasons (2005 Rose Bowl, 2006 Rose Bowl, 2006 Alamo Bowl, 2007 Holiday Bowl, 2009 Fiesta Bowl).

• The current run began with a 33-16 win over Missouri in the 2017 Texas Bowl.

• UT defeated Georgia, 28-21, in the 2019 Allstate Sugar Bowl to improve to improve to 4-1 in BCS/NY6 Bowl Games.

TEXAS' BCS/NY6 BOWL GAMES (SINCE 1998)

Year	Bowl Game (Opponent)	Result
2004.....	Rose Bowl (Michigan)	W, 38-37
2005.....	Rose Bowl (USC)*	W, 41-38
2008.....	Fiesta Bowl (Ohio State)	W, 24-21
2009.....	BCS Nat'l Championship (Alabama)*	L, 21-37
2018.....	Sugar Bowl (Georgia)	W, 28-21

*indicates BCS National Championship Game

• In 2019, Texas bested No. 11 Utah, 38-10, in the Valero

Alamo Bowl, the 30th Bowl game victory in program history.

• Last season, the Longhorns made a return trip to the Valero Alamo Bowl and cruised to a 55-23 victory over Colorado. The 32-point spread ranks as Texas' second-largest margin of victory during a bowl game, behind only the 1978 Sun Bowl (42-0 vs. Maryland).

• Texas' four-game bowl winning streak is tied with Minnesota, Northwestern, Syracuse, Tennessee and Troy for the third-longest active mark in the nation. It is tied for the second-longest active streak by a Power Five program.

LONGEST ACTIVE FBS BOWL WINNING STREAKS

School	Wins	Years
1. Alabama	6	2015-20
Appalachian State	6	2015-20
3. TEXAS	4	2017-20
Minnesota	4	2015-19
Northwestern	4	2016-20
Syracuse	4	2010-18
Tennessee	4	2014-19
Troy	4	2010-18

SHINING ON THE BIGGEST STAGE

• Texas has long been one of the nation's best when competing on college football's biggest stages. A look at where the Longhorns rank among the nation's elite during the BCS/New Year's 6/College Football Playoff eras (since 1998/min. 5 appearances):

School	Record	Last App.	Win %
LSU.....	7-1	2019	0.875
Texas	4-1	2018	0.800
USC.....	7-2	2017	0.778
Florida.....	7-3	2020	0.700
Ohio State.....	12-6	2020	0.667
Alabama.....	10-6	2020	0.625
Georgia.....	6-4	2020	0.600
Penn State.....	3-2	2019	0.600
Miami (FL).....	3-2	2017	0.600
Clemson.....	7-5	2020	0.583
Oregon.....	5-4	2020	0.556
Wisconsin.....	4-4	2019	0.500
Stanford.....	3-3	2016	0.500
Oklahoma.....	6-9	2020	0.400
Auburn.....	2-3	2018	0.400
Florida State.....	4-7	2016	0.364
Michigan.....	2-5	2018	0.286
Virginia Tech.....	1-5	2012	0.167
Notre Dame.....	0-7	2020	0.000

O-LINE CONTINUITY A KEY

• The Longhorns used the same starting five in their first eight games of the 2020 season, but were forced to shuffle the lineup for the first time in Game 9 against Kansas State with the absence of Samuel Cosmi.

• An injury to senior captain Derek Kerstetter against the Wildcats caused another shuffle in the starting lineup for the 2020 Alamo Bowl.

• Three of Texas' five starters for the season opener against UTEP - Junior Angilau, Samuel Cosmi and Derek Kerstetter - started at least 12 games last season, with the latter two starting all 13 games in 2019. Senior OL Denzel Okafor made his sixth career start, while Christian Jones made his first start on the Longhorns' offensive line.

KERSTETTER PROFILE

• Texas super senior OL Derek Kerstetter is the Longhorns' most experienced competitors on either side of the ball this season. A four-year starter all across the offensive line, Kerstetter has played in 47 games with 38 starts during his collegiate career.

• He was recognized as a third-team performer on Pro Football Focus' 2019 Big 12 Team of the Year.

• In the classroom, Kerstetter is a two-time first-team

GAME NOTES

Academic All-Big 12 honoree.

- Kerstetter garnered All-America honors and was a three-time All-District honoree at Reagan High School in San Antonio, Texas. He competed in the 2017 U.S. Army All-American Bowl.
- Kerstetter played in and started all nine games of the regular season last year, but missed the bowl game with an injury he sustained during the regular season finale at Kansas State.

MOST GAMES STARTED (ACTIVE LONGHORNS)

Name	Career Starts
1. Derek Kerstetter, OL	38
2. Cade Brewer, TE	23
3. Junior Angilau, OL	23
Keondre Coburn, DL	23
5. D'Shawn Jamison, DB	20

MOST GAMES PLAYED (ACTIVE LONGHORNS)

Name	Career Games	Years
1. Derek Kerstetter, OL	47	
2. Denzel Okafor, OL	46	
3. Cade Brewer, TE	44	
4. Cameron Dicker, K	38	
Justin Mader, DS	38	
6. D'Shawn Jamison, DB	37	
Josh Thompson, DB	37	
8. Daniel Young, RB	36	

SETTING THE PACE

- Capped by 69- and 55-point efforts in the final two games of the season, Texas averaged 42.7 points per game in 2020 - the second-best mark in program history. Only the 2005 National Champions, who averaged 50.2 points per game, scored more points on average than last year's Longhorns.
- Texas scored more than 50 points four times last season, including two 60-point outings. It was the first time since 2008 that Texas recorded at least four 50-point outings in a season, and the first time since 2005 that the Horns scored 60-plus points multiple times in a season.
- The Longhorns scored 59 points in the season opener versus UTEP, 63 at Texas Tech, 69 at Kansas State and then 55 versus Colorado in the Valero Alamo Bowl.
- Texas' 55 points versus Colorado were the program's most ever in a bowl game. The Longhorns also set the program's bowl-game benchmark for total offense (638 yards) and yards per play (9.4) in their win over the Buffaloes.
- Texas' 9.4 yards per play against Colorado last season was also an Alamo Bowl record.
- The Longhorns' historic 2020 scoring pace was anchored by an offense that moved the ball as efficiently as some of the best units in school history.
- Last season, the Longhorns averaged 475.4 yards per game - the fourth-best tally over a season in school history.
- Texas did so by averaging 6.66 yards per play, also the fourth-best mark in school history and the program's best effort in a season since 2005.
- The Longhorns threw 32 touchdown passes, tied for the second-most on UT record, and averaged 5.28 yards per carry on the ground - Texas' best over a full season since 2005 (No. 7 all-time).
- UT also protected the football at historic pace, fumbling only eight times and losing just four of those - both the fewest ever by a Texas team. The Longhorns also threw only five interceptions, the second-fewest in school history behind the 1962 team (3 INT).

JOSHUA MOORE'S RETURN TO ACTION

- Junior WR Joshua Moore led the team with 30 catches

for 472 yards and nine touchdown catches last year while starting all 10 games.

- In the Alamo Bowl versus Colorado, he led the Longhorns with five catches for 86 yards and two touchdowns.
- He tied the school record for touchdown receptions in a bowl game, and was the first Longhorn to catch multiple touchdowns in a bowl since Jordan Shipley in the 2010 BCS Championship Game vs. Alabama.
- His nine touchdown receptions last year led the Big 12, ranked 12th nationally and tied for the seventh-most by a Longhorn all-time in a season.
- Moore averaged a touchdown every 3.33 receptions (30 rec/9 TDs). Limas Sweed, who averaged a touchdown every 3.83 receptions (46 rec/12 TDs) in 2006, holds the best reception-to-touchdown ratio by a Longhorn over a full season since 2000 (min. 4 TDs).
- The Yoakum, Texas native had a blazing start to his season, becoming the first on UT record to register four touchdown receptions in the first two games of a season.
- Mike Davis (2013) and Jordan Shipley (2008) are the only other Longhorns to record at least four touchdown catches in UT's first three games of a season.
- Moore redshirted in 2019, but returned to competition in the season opener against UTEP with a dynamic performance, catching six passes for 127 yards and one touchdown. Both were team-highs against the Miners.
- Moore's first touchdown of the year came on the Longhorns' first offensive play of the season, as he covered 78 yards on a connection with senior QB Sam Ehlinger. It marked the first time since 2004 that UT scored a touchdown on its first offensive play of the season.
- He followed it up with another impressive outing in UT's Big 12 opener at Texas Tech, catching five passes for 73 yards and a career-high three touchdowns.
- Moore was the first Longhorn to catch three touchdown passes in a game since Jaxon Shipley at Oklahoma State in 2012, a span of 100 games.
- He scored the game-tying touchdown, his second of the contest, on an 18-yard connection with QB Sam Ehlinger with only 40 seconds remaining the fourth quarter, and then was on the receiving end of a 12-yard pass from Ehlinger to score the Longhorns' go-ahead touchdown in overtime.
- Moore made only one catch in Texas' come-from-behind win at No. 6/6 Oklahoma State on Halloween, but it was a crucial one as he hauled in a 15-yard touchdown pass to put the Longhorns on top in overtime.
- Prior to 2020, Moore had played in six games during his collegiate career, making seven catches for 53 yards and a touchdown in that time.

DYNAMIC DEMARVION

- Senior LB DeMarvion Overshown has played in 28 games and made 13 starts during his collegiate career.
- In UT's season-opening win over Louisiana, Overshown registered a career-best 13 tackles (4 solo), while also picking up a half sack for a loss of four yards.
- He has registered 79 tackles (49 solo), 15.0 tackles for loss, three sacks, 10 pass breakups, three interceptions, three forced fumbles and one recovered in his career.
- In 2020, he recorded 60 tackles, 8.0 tackles for loss, and broke up a team-high seven passes. He also notched one sack, two interceptions, four quarterback hurries, two forced fumbles and one recovery.
- Overshown earned Defensive Player of the Game honors from the UT coaching staff after Texas' 59-3 win over UTEP. He registered four total tackles (three solo) and two tackles for loss against the Miners.
- Overshown made a career-high 11 tackles and returned an interception 29 yards vs. Oklahoma in the

LONGHORN HONOR ROLL

JUNIOR ANGLAU (JUNIOR, OL)

- » Polynesian College Football Player of the Year Award preseason watch list
- » Preseason All-Big 12 Fourth Team (Athlon Sports)
- » Preseason All-Big 12 Fourth Team (Phil Steele)

CADE BREWER (SENIOR, TE)

- » John Mackey Award watch list
- » Preseason All-Big 12 Fourth Team (Phil Steele)

RYAN BUJCEVSKI (SENIOR, P)

- » Preseason All-Big 12 Third Team (Athlon Sports)
- » Ray Guy Award preseason watch list

KEONDRÉ COBURN (JUNIOR, DL)

- » Chuck Bednarik Award watch list
- » Preseason All-Big 12 Third Team (Athlon Sports)
- » Preseason All-Big 12 Fourth Team (Phil Steele)

ALFRED COLLINS (SOPHOMORE, DL)

- » Preseason All-Big 12 Second Team (Athlon Sports)

CAMERON DICKER (SENIOR, K)

- » Lou Groza Award preseason watch list
- » National Football Foundation Campbell Trophy nominee
- » Preseason All-Big 12 Second Team (Athlon Sports)
- » Preseason All-Big 12 Second Team (Phil Steele)

D'SHAWN JAMISON (SENIOR, DB)

- » Paul Hornung Award preseason watch list
- » Preseason All-Big 12 Defense
- » Preseason All-Big 12 Second Team Defense and Special Teams (Athlon Sports)
- » Preseason All-Big 12 Third Team (Phil Steele)
- » Reese's Senior Bowl watch list

ROSCHON JOHNSON (JUNIOR, RB)

- » Preseason All-Big 12 Fourth Team (Athlon Sports)

DEREK KERSTETTER (SENIOR, OL)

- » Preseason All-Big 12 Second Team (Athlon Sports)
- » Preseason All-Big 12 Third Team (Phil Steele)

JUSTIN MADER (SENIOR, DS)

- » Mannelly Award preseason watch list

JOSHUA MOORE (JUNIOR, WR)

- » Preseason All-Big 12 Third Team (Phil Steele)
- » Preseason All-Big 12 Fourth Team (Athlon Sports)

DEMARVION OVERSHOWN (SENIOR, LB)

- » Butkus Award preseason watch list
- » Preseason All-Big 12 Second Team (Athlon Sports)
- » Preseason All-Big 12 Third Team (Phil Steele)
- » Reese's Senior Bowl watch list

BJAN ROBINSON (SOPHOMORE, RB)

- » Big 12 Offensive Player of the Week (Week 1 vs. Louisiana)
- » Doak Walker Award preseason watch list
- » ESPN Preseason All-America team
- » Maxwell Award preseason watch list
- » Preseason All-America First Team (Phil Steele)
- » Preseason All-Big 12 Team Offense
- » Preseason All-Big 12 First Team (Athlon Sports)
- » Preseason All-Big 12 First Team (Phil Steele)
- » Walter Camp Football Foundation Player of the Year preseason watch list
- » Walter Camp Football Foundation Preseason All-America Second Team
- » Walter Camp National FBS Offensive Player of the Week (Week 1 vs. Louisiana)

CASEY THOMPSON (JUNIOR, QB)

- » Johnny Unitas Golden Arm Award preseason watch list

JOSH THOMPSON (SENIOR, DB)

- » Lott IMPACT Award preseason watch list
- » Reese's Senior Bowl watch list

GAME NOTES

IN THE RANKINGS

ASSOCIATED PRESS TOP 25 (Preseason)

Rk	Team (1st)	Record	Points
1	Alabama (47)	0-0	1548
2	Oklahoma (6)	0-0	1462
3	Clemson (6)	0-0	1447
4	Ohio State (1)	0-0	1393
5	Georgia (3)	0-0	1364
6	Texas A&M	0-0	1223
7	Iowa State	0-0	1160
8	Cincinnati	0-0	1014
9	Notre Dame	0-0	1009
10	North Carolina	0-0	999
11	Oregon	0-0	968
12	Wisconsin	0-0	743
13	Florida	0-0	728
14	Miami	0-0	663
15	USC	0-0	660
16	LSU	0-0	631
17	Indiana	0-0	549
18	Iowa	0-0	513
19	Penn State	0-0	456
20	Washington	0-0	449
21	TEXAS	0-0	350
22	Coastal Carolina	0-0	232
23	Louisiana	0-0	208
24	Utah	0-0	176
25	Arizona State	0-0	125

Others Receiving Votes: Oklahoma State 107, Ole Miss 106, TCU 40, Liberty 36, Auburn 32, NC State 14, Michigan 12, Northwestern 8, Nevada 7, Boise State 7, Ball State 6, BYU 6, UCF 5, Houston 5, Boston College 5, West Virginia 3, Army 2, UCLA 2, UAB 2

COACHES POLL TOP 25 (Preseason)

Rk	Team (1st)	Record	Points
1	Alabama (63)	0-0	1621
2	Clemson	0-0	1508
3	Oklahoma (2)	0-0	1481
4	Ohio State	0-0	1435
5	Georgia	0-0	1386
6	Texas A&M	0-0	1286
7	Notre Dame	0-0	1139
8	Iowa State	0-0	1131
9	North Carolina	0-0	1999
10	Cincinnati	0-0	979
11	Florida	0-0	870
12	Oregon	0-0	842
13	LSU	0-0	664
14	USC	0-0	655
15	Wisconsin	0-0	654
16	Miami	0-0	575
17	Indiana	0-0	573
18	Iowa	0-0	554
19	TEXAS	0-0	427
20	Penn State	0-0	422
21	Washington	0-0	404
22	Oklahoma State	0-0	216
23	Louisiana	0-0	153
24	Coastal Carolina	0-0	150
25	Ole Miss	0-0	149

Others Receiving Votes: Utah 145, Northwestern 120, Arizona State 90, Auburn 84, Liberty 68, BYU 53, TCU 48, Michigan 30, UCF 29, NC State 27, Boise State 27, Kentucky 20, San Jose State 18, Army 13, Virginia Tech 9, Missouri 8, UCLA 7, Pittsburgh 6, Tulsa 6, Boston College 6, Ball State 5, Houston 5, SMU 4, Appalachian State 4, West Virginia 4, Arkansas 3, UAB 3, Nevada 2, Air Force 2, Mississippi State 2, Marshall 1, Florida State 1, California 1, Stanford 1

2021 WEEK-BY-WEEK RANKINGS

WEEK	AP	COACHES	CFP
Preseason	21	19	N/A
Week 2	-	-	N/A
Week 3	-	-	N/A
Week 4	-	-	N/A
Week 5	-	-	N/A
Week 6	-	-	N/A
Week 7	-	-	N/A
Week 8	-	-	N/A
Week 9	-	-	N/A
Week 10	-	-	-
Week 11	-	-	-
Week 12	-	-	-
Week 13	-	-	-
Week 14	-	-	-
Week 15	-	-	-
Final	-	-	N/A

AT&T Red River Showdown.

- His propensity for coming up with the big play at the right time has helped land Overshown on the Butkus Award preseason watch list.
- He posted five tackles (four solo), one tackle for loss, one forced fumble and broke up one pass in Texas' Halloween win at No. 6/6 Oklahoma State.
- Overshown was an anchor for the defense against West Virginia, registering eight tackles, two tackles for loss, one sack, one pass breakup and one forced fumble.
- Overshown broke up a pass or had an interception in eight of the last nine games last season. He has also logged a tackle for loss in 11 of his last 16 games played, dating back to the start of the 2019 season.
- He saved one of his best performances for last in 2020, earning Defensive MVP honors in the Alamo Bowl against Colorado with six tackles, a half TFL, an interception and a fumble recovery.
- Overshown appeared in nine games and made starts against Kansas and at Baylor in 2019. He posted five tackles, two tackles for loss, one sack and one pass breakup against the Jayhawks during the first start of his career.
- Totaled 12 tackles (11 solo) and four tackles for loss over Texas' final four games of the 2019 season, including a five-tackle effort at Baylor.

A FREQUENT FACE IN THE AP POLL

- Texas has made 744 all-time appearances in the Associated Press Top 25, which debuted in 1936. Oklahoma and West Virginia are the league's only other current members to feature in the AP Top 25 on more than 300 occasions.
- The Longhorns' AP Top 25 history includes 55 preseason poll appearances (34 top-10), 45 total weeks at No. 1 and 49 appearances in the final poll (27 top-10).
- Texas has been ranked in 35 of the last 47 AP Polls, dating back to week five of the 2018 season. That stretch includes a streak of 21-straight appearances in the AP Top 25.
- A 162-week run that covered 11 years (2000-10) ranks as UT's longest consecutive streak of being ranked in the AP Top 25 in program history.

MOST AP POLL TOP 25 APPEARANCES (BIG 12 PROGRAMS, ALL-TIME)

Rank	2020 Final Rank	App.
1. Oklahoma	No. 6	861
2. Texas	No. 19	744
3. West Virginia	NR	304
4. Oklahoma State	No. 20	258
5. TCU	RV	243
6. Kansas State	NR	217
7. Baylor	NR	211
8. Texas Tech	NR	141
9. Kansas	NR	109
10. Iowa State	No. 9	66

TEXAS VS. RANKED OPPONENTS (ALL TIME)

Overall record	133-155-8 (.462)
Home	49-45-4 (.516)
Away	34-48-0 (.420)
Neutral (includes bowls)	50-62-4 (.447)

JAMISON IN RARIFIED AIR

- Senior DB D'Shawn Jamison is one of the most electrifying returners in school history, and a threat to score anytime he touches the football.
- He set a UT single-game record against Kansas State on Dec. 5 last season, averaging 50.0 yards per kickoff return. He returned three kickoffs a total of 150 yards (98, 37, 15) to break Fozzy Whittaker's nine-year-old school record (252 yds/6 ret, 42.0 avg).

- Jamison is one of only five Longhorns to return both a punt and kickoff for a touchdown during his career.
- He has returned three kicks for touchdowns in his career overall (2 kickoff/1 punt), which is tied for the second-most in school history. Jordan Shipley (1 kickoff/3 punt) is the only Longhorn with more kick return touchdowns all-time.
- Jamison notched his second career kickoff return for a touchdown with a 100-yard effort in a road win at No. 6/6 Oklahoma State on Halloween. It was the fifth 100-yard touchdown return in school history.
- He was named the Big 12 Special Teams Player of the Week following his effort against the Cowboys.
- Prior to 2020, Jamison returned a kickoff 98 yards late in the fourth quarter of a 48-13 win over Rice in 2019, and a 90-yard punt return against Kansas State in 2018.
- He joined Raymond Clayborn, Quan Cosby, Jordan Shipley and Selvin Young as the only Longhorns to achieve both feats with his score against the Owls at NRG Stadium in Houston.
- He also flashed his return skills against Kansas in 2019, when he recovered a blocked PAT and returned it 90-plus yards for a defensive two-point conversion.
- Earlier in the 2019 season against West Virginia, Jamison picked off two passes and logged four tackles.
- He bagged his team-high third interception of the season at Iowa State. Jamison also made a career-high nine tackles.
- Along with his three interceptions, Jamison tallied 35 total tackles, 3.5 tackles for loss and one forced fumble.

COBURN CLOGGING THE MIDDLE

- Junior DL Keondre Coburn has appeared in 27 games with 23 starts during his four-year career at Texas. He started all 10 games in 2020.
- In the 2021 season-opening win over Louisiana, Coburn became the first Longhorn since 2019 to block a PAT.
- Coburn became a key fixture in the Longhorns' defensive line rotation at the start of the 2019 season, and since then he has helped UT stifle its opponents in the run game. Since the start of the 2019 season, the Texas defense has held seven opponents under 100 yards rushing, including twice in 2019.
- Anchored by Coburn, Texas held UTEP, Baylor and West Virginia to under 100 rushing yards last year.
- Coburn logged 25 tackles, 4.5 tackles for loss and one sack in 2020.
- He recorded a career-high 11 tackles (4 solo) and two tackles for loss vs. TCU on Oct. 3.
- In 2019, Coburn played in all 13 games and started 12 times. He made 26 tackles, including 18 solo stops, 4.5 tackles for loss, two sacks and forced one fumble.
- The Houston native has logged multiple tackles on 10 occasions during his career, including two in 2020.

COLLINS CRUSH

- Sophomore DL Alfred Collins made an impact in his collegiate debut vs. UTEP last year, registering two tackles and a sack. Collins was the first UT freshman to record a sack in his first game since Jackson Jeffcoat in 2010 vs. Rice.
- In his first Big 12 action, a road contest at Texas Tech, Collins made four tackles, including one for a loss.
- He made his AT&T Red River Showdown debut on Oct. 10, notching two tackles and teaming up with Jacoby Jones to log his second sack of the season.
- He made his first career start in the Alamo Bowl and finished with five tackles, one interception and one pass breakup. His interception, the first of his career, set up the UT offense at the Colorado 32-yard line.
- Collins, a Bastrop, Texas native, was an All-America, all-state and three-time all-district honoree at Cedar

GAME NOTES

Creek High School. He was twice named his district's defensive lineman of the year, and was selected to participate in the 2020 All-American Bowl.

LESS THAN 100 RUSHING YARDS

Year	Occurrences
2021	1 (76 UL)
2020	3 (43 UTEP, 43 WVU, 64 BU)
2019	5 (51 KSU, 71 TTU, 73 LT, 87 RICE, 96 WVU)
2018	4 (-5 USC, 62 ISU, 72 UGA, 88 BU)
2017	7 (10 ISU, 31 BU, 42 SJSU, 56 WVU, 62 TTU, 71 USC, 96 KU)
2016	1 (98 ISU)
2015	None
2014	2
2013	2
2012	1
2011	6
2010	4
2009	10

ADIMORA ADDING TO THE DEFENSE

- Junior DB Chris Adimora, a third-year player in the secondary, has appeared in all 24 possible games during his collegiate career thus far.
- Adimora also earned his first career start in the 2020 season opener and did not come out of the lineup, starting all 10 last year.
- He ranked sixth on the team with 46 tackles, along with logging an interception and three pass breakups.
- Adimora made six tackles, three of which were unassisted, against UTEP, helping the Longhorns hold the Miners to just 43 rushing yards on 33 carries (1.3 ypc). It was UT's best effort defensively against the run since 2018 vs. USC (-5 yards).
- In the Big 12 opener at Texas Tech, Adimora logged five tackles (four solo), broke up two passes and bagged his first career interception. His interception came after Texas Tech blocked a UT punt and took over at the Horns' 17-yard line. Adimora returned it 71 yards to the Texas Tech 19-yard line to flip field position and momentum into Texas' favor.

GOING BIG WITH OGHOUFO

- Junior Ovie Oghoufu made his first career start and appearance for the Longhorns in the season-opening win over Louisiana.
- Collected seven tackles (one solo) with 1.5 TFLs and one sack in the victory.
- Registered his first career sack as a Longhorn, ending a Louisiana drive late in the third quarter.

JERRIN'S JUMPSTART

- Sophomore DB Jerrin Thompson made his first career start on Dec. 5 vs. Kansas State last year, and wasted no time making an impact for the Longhorns.
- He notched his first career interception in the first quarter and returned it 21 yards to the K-State 3-yard line, setting up the Longhorns for an easy touchdown.
- He tallied three tackles, all unassisted, the interception and one pass breakup in his first career start.
- In his second start, Thompson led the team with six tackles in the Alamo Bowl.
- In 2020, Thompson appeared in all 10 games and contributed on special teams. He totaled 14 tackles, 10 of which were solo stops.

THOMPSON'S TIME

- Junior DB Josh Thompson has played in 37 career games with 14 starts at Texas. In that time, he has

registered 75 total tackles (56 solo), 4.5 tackles for loss, broken up five passes and intercepted one.

- Thompson impressed in the 2020 season opener, bagging two tackles and his first career interception.
- Thompson's performance earned him a 92.2 grade from Pro Football Focus, the second-best among defensive backs nationally in week two of the season.
- Thompson played in 26 games during his first three seasons on the Forty Acres, but missed the final nine games of the 2019 season due to injury.

NON-OFFENSIVE TOUCHDOWNS

- D'Shawn Jamison's 100-yard kickoff return against Oklahoma State was the second of his career and fueled the Longhorns comeback from an 11-point deficit at the sixth-ranked Cowboys.
- Texas has scored a non-offensive touchdown in 15 of the last 16 seasons.
- UT finished 2017 with eight non-offensive touchdowns, tied for the most in the country. It was their most since registering 11 in 2009.

Year	Touchdowns
2020	2 (KR, PR Block)
2019	1 (KR)
2018	2 (FG Block, PR)
2017	8 (5 INT, PR, FR, FG Block)
2016	None
2015	4 (2 FR, INT, PR)
2014	2 (2 INT)
2013	3 (INT, FR, PR)
2012	3 (2 INT, FR)
2011	4 (2 KR, INT, PR Block)
2010	2 (INT, FR)
2009	11 (4 INT, 4 PR, 3 KR)

DICKER THE KICKER

- Senior K Cameron Dicker has made 48 of his 66 career field goal attempts. He was 15-for-21 on field goals in 2020, and made 50-of-51 PATs.
- Dicker earned second-team All-Big 12 recognition for his efforts, the second time in his career he did so. He also received second-team All-Big 12 recognition, and honorable mention as Special Teams Player of the Year, as a true freshman in 2018.
- A strong showing at the end of last season helped Dicker land on this year's preseason watch list for the Lou Groza Award.
- He made a season-long 53-yard field goal late in the second quarter of the Alamo Bowl against Colorado. It was the third 50-yard field goal of his career, tied for the seventh-most in school history.
- It was the longest made field goal in Alamo Bowl history, and second-longest by a Longhorn in a bowl game. Russell Exleben made a 55-yard versus Colorado in the 1975 Bluebonnet Bowl.
- Dicker took over the punting duties for the final three games after an injury to Ryan Bujcevski, punting eight times for 349 yards (43.6 yards per punt). Seven of his punts went for at least 40 yards. The only one that did not was pinned down at the opponents' 7-yard line.
- He scored a career-high 15 points (2 FG, 9 PAT) in a road win over Kansas State on Dec. 5 to move him into sixth place on Texas' all-time scoring list. Dicker has scored 298 points in his career thus far and is fourth among kickers.
- The Austin native connected on two field goals, from 20 and 40 yards in length, to help Texas pull off a come-from-behind road win over No. 6 Oklahoma State on Halloween.
- Dicker booted two field goals and seven PATs in Texas' overtime win at Texas Tech on Sept. 26, making him the

NCAA / BIG 12 TEAM RANKINGS

CATEGORY	NCAA	BIG 12	VALUE
3rd Down Conversion Pct	2	1	0.667
3rd Down Conv. Pct Defense	40	4	0.308
4th Down Conversion Pct	1	1	1.000
4th Down Conv. Pct Defense	95	7	1.000
Blocked Kicks	4	1	1
Blocked Kicks Allowed	1	1	0
Blocked Punts			
Blocked Punts Allowed	1	1	0
Completion Percentage	38	5	0.692
Defensive TDs			
Fewest Penalties	71	5	7
Fewest Penalties Per Game	74	5	7.00
Fewest Penalty Yards	80	7	64
Fewest Penalty Yds Per Game	82	7	64.0
First Downs Defense	76	7	22
First Downs Offense	65	4	21
Fumbles Lost	1	1	0
Fumbles Recovered	21	2	1
Kickoff Return Defense	88	6	21.00
Kickoff Returns	18	4	25.00
Net Punting	5	1	51.50
Passes Had Intercepted	1	1	0
Passes Intercepted			
Passing Offense	45	4	265.0
Passing Yards Allowed	92	8	282.0
Passing Yards per Comp.	26	2	14.72
Punt Return Defense	14	1	0.00
Punt Returns	23	2	12.00
Red Zone Defense	19	3	0.500
Red Zone Offense	3	1	1.000
Rushing Defense	30	4	76.0
Rushing Offense	54	4	170.0
Sacks Allowed	83	7	3.00
Scoring Defense	57	6	18.0
Scoring Offense	34	3	38.0
Tackles for Loss Allowed	43	5	5.00
Team Passing Efficiency	17	1	192.92
Team Passing Eff. Defense	86	9	137.47
Team Sacks	14	1	4.00
Team Tackles for Loss	34	5	7.0
Time of Possession	30	4	33:13
Total Defense	65	8	358.0
Total Offense	46	1	435.0
Turnover Margin	27	4	1.00
Turnovers Gained	65	6	1
Turnovers Lost	1	1	0
Winning Percentage	1	1	1.000

GAME NOTES

WINNINGEST PROGRAMS

BY VICTORIES

RK	TEAM	W	L	T	PCT	YEARS
1.	Michigan	965	350	36	0.728	142
2.	Ohio State	932	327	53	0.731	132
3.	Alabama	930	331	43	0.730	127
4.	TEXAS	924	378	33	0.704	129
5.	Notre Dame	919	328	42	0.729	131
6.	Oklahoma	918	329	53	0.727	127
7.	Nebraska	906	401	40	0.688	132
8.	Penn State	903	398	41	0.688	135
9.	USC	853	352	54	0.699	128
10.	Tennessee	850	402	53	0.672	125

BY WINNING PERCENTAGE

RK	TEAM	W	L	T	PCT	YEARS
1.	Ohio State	932	327	53	0.731	132
2.	Alabama	930	331	43	0.730	127
4.	Notre Dame	919	328	42	0.729	131
3.	Michigan	965	350	36	0.728	142
5.	Oklahoma	918	329	53	0.727	127
6.	TEXAS	924	378	33	0.704	129
7.	USC	853	352	54	0.699	128
8.	Penn State	903	398	41	0.688	135
9.	Nebraska	906	401	40	0.688	132
10.	Tennessee	850	402	53	0.672	125

MILESTONE VICTORIES

WIN	DATE	OPPONENT	SCORE
50	11/28/1901	Texas A&M	32-0
100	10/29/1910	Auburn	9-0
150	11/3/1918	Ream Flying Field	26-2
200	10/24/1925	Rice	27-6
250	10/28/1933	Rice	18-0
300	10/16/1943	Arkansas	34-0
350	11/24/1949	at Texas A&M	42-14
400	9/26/1958	at Tulane	21-20
450	11/28/1963	at Texas A&M	15-13
500	1/1/1970	vs. Notre Dame ^	21-17
550	10/25/1975	Rice	41-9
600	10/24/1981	at SMU	9-7
650	11/14/1987	TCU	24-21
700	10/21/1995	Virginia	17-16
750	10/20/2001	Colorado	41-7
800	1/4/2006	vs. USC !	41-38
850	11/20/2010	Florida Atlantic	51-17
900	9/15/2018	USC	37-14

^ Cotton Bowl

! Rose Bowl/BCS National Championship Game

first UT kicker since Ryan Bailey vs. Rice in 2007 to log multiple made field goals and at least seven successful PATs. The junior also recorded touchbacks on all nine of his kickoffs against the Red Raiders.

- He was 14-for-18 (78%) on field goal tries in 2019.
- His 18 makes in 2018 were the most by a freshman in UT history.
- Dicker converted on two field goals, including the game-winning 26-yard try as time expired, to help lift Texas to a 27-24 win over No. 16 Kansas State.
- It was the Longhorns' second-straight outing at Darrell K Royal-Texas Memorial Stadium that Dicker capped with a game-winning field goal as time-expired.
- He also did so with a 33-yard effort against Kansas to give the Horns a 50-48 win.
- Dicker is the only player in Texas history to record two walk-off plays during their career, both of which came in 2019.
- The sophomore's clutch kick against K-State marked his third career game-winning field goal. His first was a 40-yard effort with nine seconds left that gave Texas a 48-45 win over No. 7 Oklahoma in the 2018 AT&T Red River Showdown.
- He booted a 57-yard field goal against Rice on Sept. 14. It was the longest made kick by a Longhorn since Jeff Ward's 57-yarder at Texas A&M on Nov. 28, 1985.
- It was also tied for the longest field goal in the FBS last season.

TEXAS COMPLETES SOUTH END ZONE PROJECT

• In May 2019, Texas Athletics broke ground on a major expansion project in the South End Zone of Darrell K Royal-Texas Memorial Stadium. The Football team recently moved into their new facility and fans began enjoying all of the amenities associated with it when the Longhorns kickoff against Louisiana on Sept. 4. The \$175 million stadium expansion project includes more than a 106,000-square-foot training facility footprint that provides significant upgrades to the Football coaches and staff offices, team areas, strength and development center and athletic training/medical facilities. It also will enhance the fan experience greatly with an end zone seating area of more than 4,500

seats, including more than 1,300 student seats. It includes the Founders Lounge, Myers-Dodds Legacy Club, Living Room and Loge Boxes, as well as a Field Club area right near the action that accommodates more than 800 people. Atop it all is a 160-foot by 44-foot videoboard to visually celebrate all of the action. The total gross square footage of the entire project is more than 215,000-square feet.

CAMPBELL-WILLIAMS FIELD RECOGNITION

- At the request of the Jamail family, Joe Jamail Field was renamed in 2020 in honor of Longhorn Legends and Heisman Trophy winners Earl Campbell (1974-77) and Ricky Williams (1995-98).
- Campbell, the famed "Tyler Rose," holds a special place in The University of Texas and state of Texas' football history. As a senior at UT in 1977, Campbell became the first Longhorn to win the Heisman Trophy after he rushed for 1,744 yards – a Southwest Conference record that stood for 16 years – and 19 touchdowns. He led the nation in rushing and scoring, and posted a pair of 200-yard games on the road against Texas A&M (222 yards) and SMU (213 yards). Campbell also set a Texas record for 100-yard rushing games that season (10).
- Williams, a San Diego native, completed his UT career with 21 NCAA and 46 school records under his name en route to becoming Texas' second Heisman Trophy winner in 1998. He was a three-time first-team all-conference pick, a two-time Big 12 Offensive Player of the Year and only the second player to twice win the Doak Walker Award (nation's top running back). Williams' career culminated in his final home game, on the field now named in his honor, when he surpassed Tony Dorsett's 22-year-old NCAA rushing record.
- The field at Darrell K Royal-Texas Memorial Stadium was originally named after Joe Jamail in 1997 to honor the lifelong Longhorn's immense contributions to The University of Texas' athletic department.
- An on-field ceremony with Campbell, Williams, UT President Jay Hartzell and UT Vice President and Athletic Director Chris Del Conte was held prior to the season-opener against Louisiana on September 4 to officially recognize Campbell-Williams Field at Darrell K Royal - Texas Memorial Stadium.



GAME NOTES

TRANSFERRING TO THE 40

• Nine new faces on the Forty Acres for the 2021 season have arrived via transfer from other colleges. That group includes:

Player	Previous School
LB Ben Davis	Alabama
DB Darion Dunn	McNeese
K Gabriel Lozano	Texas Tech
LB Ovie Oghoufo	Notre Dame
P Isaac Pearson	University of Newcastle
LB Devin Richardson	New Mexico State
RB Keilan Robinson	Alabama
LB Carlton Smith	LSU
LB Ray Thornton	LSU

- Ovie Oghoufo started against Louisiana in the season-opening win for the Longhorns, registering seven tackles (one solo), 1.5 TFLs, and a third-down sack in the third quarter to halt a Ragin' Cajuns drive.
- Keilan Robinson had eight carries for 51 yards (5.1 ypc), including a 25-yard run in the fourth quarter to set up UT's fifth touchdown score of the game.
- Darion Dunn collected three tackles (two solo) and forced a fumble late in the fourth quarter on the Texas 13-yard line to help end the Ragin' Cajun scoring threat and cement the victory for the Longhorns.

LONGHORNS IN THE NFL

- Currently, the Texas Football program has 31 players on NFL rosters, including four from its 2020 team.
- The current crop of Longhorns in the NFL have won a combined six Super Bowl titles, been named to eight All-Pro teams and been selected to appear in six Pro Bowl games.
- Texas had five players selected in the 2021 NFL Draft including OL Samuel Cosmi by the Washington Football Team (2nd Round, 51st overall), DL/LB Joseph Ossai by the Cincinnati Bengals (3rd Round, 69th overall), DL Ta'Quan Graham by the Atlanta Falcons (5th Round, 148th overall), DB Caden Sterns by the Denver Broncos (5th Round, 152nd overall) and QB Sam Ehlinger by the Indianapolis Colts (6th round, 218th overall).
- The five draft picks were the most since five were also selected in the 2015 Draft and give UT a total of 346 all-time.
- It marked the seventh straight year at least one Longhorn has been drafted after Texas set the NFL record with a player selected in 76 consecutive drafts from 1938-2013.

THE NATION IS WATCHING

- In 2020, six of the Longhorns' nine regular-season games were among the Top-5 most viewed games of the week, with three broadcasts drawing more than 3.5 million viewers. Eight of the contests landed in the Top-10 most viewed games.
- Five of Texas' games in 2019 garnered huge television audiences. ABC's featured telecast, "Saturday Night Football", broadcasted both the LSU and Oklahoma State games and brought in ABC/ESPN's largest viewership for that weekend in each of those games. When totaled with an Oct. 5 matchup at West Virginia, UT's three games on ABC last season recorded a combined 15.7 million viewers.
- Dating back to 2018, the Longhorns have had 13 games pull in audiences of three million or more viewers. Including an audience of 13.3 million tuning in to the AllState Sugar Bowl (ESPN) and 10.3 million viewers watching the Big 12 Championship game (ABC), those 10 games over the past two seasons have tallied a total of 64.3 million viewers. Six of those nine broadcasts were the network broadcasted the games top rated game of the weekend. The 2019 Alamo

Bowl was the second-highest rated non-New Year's Six bowl game.

TEXAS' TOP-RATED TV BROADCASTS (SINCE 2018)

Date	Game (Network)	TV Households
11/27/20Iowa State (ABC)3.57 million
10/31/00at Oklahoma State (FOX)4.04 million
10/10/00vs. Oklahoma (FOX)4.81 million
12/31/19vs. Utah (ESPN)5.6 million
10/12/19vs. Oklahoma (FOX)7.2 million*
10/5/19at West Virginia (ABC)3.2 million
9/21/19Oklahoma State (ABC)3.8 million*
9/7/19LSU (ABC)8.7 million*
1/1/19vs. Georgia (ESPN)13.3 million
12/1/18vs. Oklahoma (ABC)10.3 million
10/27/18at Oklahoma State (ABC)3.6 million*
10/6/18vs. Oklahoma (FOX)5.6 million*
9/15/18USC (FOX)3 million*

A BIGGER AND BETTER FAN GAME DAY EXPERIENCE

- Bevo Blvd presented by H-E-B, Longhorn City Limits, and Smokey's Midway return bigger and better for the 2021 Texas Football season! In addition, Texas Athletics is proud to announce the addition of Hook 'Em Hangout this year. Located in Winship Circle on the northwest side of the stadium, Hook 'Em Hangout will feature over 10 of Austin's best food trucks, a new beer garden including 10+ beers on tap, and four LED screens to watch the best games from around the country.
- On Bevo Blvd presented by H-E-B, fans can soar down Bevo Blvd on a 180-foot zip line, try their luck at Hook 'Em Ring, a giant-sized version of "Ring on a string" and test their kicking skills at the new Field Goal Challenge. They can show off their touchdown dance skills and share them on social media at the H-E-B Endzone Dance Off, enjoy live mural activations by Austin's best street artists and gear up with the largest assortment of Longhorns gear ever at the new "A Selection As Big As Texas" Pop-Up Shop featuring unique product rotating each game.
- Smokey's Midway has a new 45-foot tall Ferris wheel and new rides and attractions, including a Giant Pirate Ship, AG Hi-Striker where fans can go head-to-head against Austin's own major league rugby players, and other rotating activities such as Tubs-Of-Fun. Children can enjoy the new Texas Longhorns-branded inflatable slide and games. There will be rotating street performers featured at the new Midway Stage and more State Fair-inspired food options throughout Smokey's Midway. All carnival games and attractions are FREE! No tokens needed.
- At Longhorn City Limits, fans can enjoy live music all day including a headlining set by Shakey Graves at the September 4 home opener. LCL, the acclaimed concert series, returns for its third year on the LBJ Lawn, located on the northeast corner of DKR-Texas Memorial Stadium, with FREE pregame and postgame activities. All concerts are FREE and open to the public. Austin-native Alejandro Rose-Garcia, known as Shakey Graves, has been wowing audiences with his live performances since earning his stage name at Old Settler's Music Festival in 2007. Artists for future games will be announced at a later date. The Deep Eddy Lounge at Longhorn City Limits features Texas-themed cocktails crafted from the award-winning Austin-based vodka, returns bigger and better in 2021! Longhorn City Limits is twice the size and has twice the shade! This refreshing area is a tailgating destination for fans who are 21 and over. In addition Silent Discos are back after select games including the games on September 4 and September 18!

LONGHORNS IN THE NFL

ACTIVE	TEAM
Calvin Anderson Denver Broncos
Andrew Beck Denver Broncos
Kris Boyd Minnesota Vikings
Malcolm Brown Miami Dolphins
Malcom Brown Jacksonville Jaguars
Samuel Cosmi Washington Football Team
Michael Dickson Seattle Seahawks
Quandre Diggs Seattle Seahawks
Devin Duvernay Baltimore Ravens
Sam Ehlinger Indianapolis Colts
DeShon Elliott Baltimore Ravens
Poona Ford Seattle Seahawks
Marquis Goodwin Chicago Bears
Ta'Quan Graham Atlanta Falcons
Jordan Hicks Arizona Cardinals
Trey Hopkins Cincinnati Bengals
Lil'Jordan Huphrey New Orleans Saints
Collin Johnson New York Giants
Marcus Johnson Tennessee Titans
Brandon Jones Miami Dolphins
PJ Locke Denver Broncos
Colt McCoy Arizona Cardinals
Alex Okafor Kansas City Chiefs
Charles Omenihu Houston Texans
Joseph Ossai Cincinnati Bengals
Adrian Phillips New England Patriots
Malcolm Roach New Orleans Saints
Caden Sterns Denver Broncos
Geoff Swaim Tennessee Titans
Justin Tucker Baltimore Ravens
Connor Williams Dallas Cowboys


HEAD COACHES	TEAM
Kyle Shanahan San Francisco 49ers

ASSISTANT COACHES	TEAM
Jerry Gray Green Bay Packers
Richard Hightower San Francisco 49ers

List last updated on Sunday, September 5

COACHING STAFF

STEVE SARKISIAN



HEAD COACH

The 2020 Broyles Award winner (best assistant coach in college football) as offensive coordinator at Alabama, and the former head coach at USC and Washington, Steve Sarkisian was named the 31st Head Football Coach at The University of Texas on January 2, 2021.

In the past two seasons as the offensive coordinator and quarterbacks coach at Alabama, Sarkisian was the architect of 24 straight games in which the offense scored 35 or more points, the longest streak in major college football history. Despite coming up just short of that in a 31-14 win over Notre Dame in the College Football Playoff semifinals, the victory propelled Alabama to the National Championship Game where they defeated No. 3 Ohio State, 52-24.

Last season, Alabama's offense ranked second in the nation in scoring and led all Power 5 schools with 48.5 points per game, which set a school record and included five 50-point games against Southeastern Conference competition. The Crimson Tide became the first team in league history to record five such games in a single season in conference play. The Tide followed that by posting 52 points against Florida in the 2020 SEC Championship to earn the No. 1 seed in the College Football Playoff. They later matched that total in the National Championship Game.

Alabama led the nation in third-down conversion percentage (58.9), team passing efficiency (198.99) and completion percentage (76.2), led by Heisman Trophy finalist and Davey O'Brien Award winner Mac Jones, who posted the top individual ratings in passing efficiency (203.1) and completion percentage (77.4), as well. The receiving end of the nation's No. 3 passing offense (358.2 ypg) featured the Heisman Trophy winner in DeVonta Smith, who led the nation in receiving yards (1,856) and receiving touchdowns (23), and was second in receiving yards per game (142.8 ypg) despite missing the second half of the National Championship Game due to injury. Along with the Heisman Trophy, Smith claimed the Walter Camp Football Foundation Player of the Year Award, the Maxwell Award and the Biletnikoff Award.

The offense also boasted the nation's leader in rushing touchdowns in Doak Walker Award winner RB Najee Harris with 26, while Harris was third in rushing yards (1,466) and 13th in rushing yards per game (112.8 ypg). Harris finished fifth in the voting for the Heisman Trophy to make Alabama the second team ever to place three players in the top five of the same Heisman vote, joining 1946 Army with Glenn Davis, Doc Blanchard and Arnold Tucker.

Blocking for that group was an offensive line that won the Joe Moore Award and was anchored by two first-team All-Americans in Outland Trophy winner LT Alex Leatherwood and Rimington Trophy winner C Landon Dickerson. Jones, Smith and Harris have all received first-team All-America honors, as well. As a team, Alabama ranked fourth in the nation in total offense at 541.6 yards per game to break the school record.

The 2019 Alabama offense averaged a school-record 47.2 points per game, which ranked second nationally, while averaging 510.8 yards per game, which was sixth nationally and is currently second on school record. Quarterbacks Tua Tagovailoa and Mac Jones combined to throw for 4,449 yards and 49 touchdowns which equated to a school-record 342.2 passing yards per

game that ranked third nationally. Alabama's 199.61 passing efficiency rating was not only a school record, but the second-best mark in NCAA history. Smith ranked fifth nationally with 14 receiving touchdowns and 11th with 1,256 receiving yards. The receiving corps also featured Jerry Jeudy, who was 25th (10) and 20th (1,163) in those categories, respectively. Harris was also in the top 25 in rushing touchdowns (21st/13) and rushing yards (1,224). Jeudy and Leatherwood both earned first-team All-America honors, while Smith and OT Jedrick Willis were tabbed second-team All-America. Four members of the Crimson Tide offense went on to be drafted in the first 15 picks of the first round, including Tagovailoa (No. 5/Miami), Willis (No. 10/Cleveland Browns), WR Henry Ruggs III (No. 12 Oakland Raiders) and Jeudy (No. 15/Denver Broncos).

The past two seasons marked Sarkisian's second stint at Alabama after serving as an analyst for most of the 2016 season before being promoted to offensive coordinator for the 2017 College Football Playoff National Championship Game.

Prior to his return to Alabama, Sarkisian was the offensive coordinator for the Atlanta Falcons. During his two years coordinating the Falcons' attack, Sarkisian built one of the most dangerous offenses in the NFL. The 2018 unit finished in the top 10 in the NFL in passing yards (fourth - 4,653 yards), total yards (sixth - 6,226 yards) and scoring (10th - 25.9 ppg). Quarterback Matt Ryan was third in the NFL in passing yards (4,924 yards) while tossing 35 touchdowns. Wide receiver Julio Jones caught 113 passes for 1,677 yards and eight touchdowns, and Calvin Ridley added 64 catches for 821 yards and a team-high 10 scores. Jones led the league in receiving yards in 2018, while Ridley paced all rookies in receiving yards and touchdowns.

In 2017, two pieces of the Falcons offense, Jones and center Alex Mack, were selected to the Pro Bowl. Atlanta led the NFL in third-down percentage in Sarkisian's first season, while finishing eighth in the league in passing offense (249.4) and third in yards per play (5.93).

Sarkisian not only boasts play-calling experience at the highest levels of football, but seven years as an FBS head coach. He guided the Southern California program in 2014-15, and the Washington Huskies from 2009-13. He posted a head coaching record of 46-35 over those seven seasons while leading his teams to five bowl appearances.

During his time as head coach at USC, Sarkisian led the Trojans to a 12-6 overall record including a second-place finish in the Pac-12's Southern Division in 2014. His 2014 offense ranked in the top 25 nationally in passing efficiency (fourth - 165.35), passing offense (15th - 296.6 ypg), third down conversions (19th - 46.6 percent) and scoring offense (22nd - 35.8 ppg). The Trojans finished 9-4 overall, including wins in four of their last five games, and capped the year with a Holiday Bowl win over Nebraska.

In 2014, Sarkisian produced a pair of first-team All-Americans in DE Leonard Williams and WR Nelson Agholor, a sophomore All-American first teamer in S/LB Su'a Cravens, a quartet of Freshman All-American first teamers in CB/WR Adoree' Jackson, who was the Pac-12 Freshman Defensive Player of the Year, along with OL Toa Lobendahn, WR JuJu Smith and

THE SARKISIAN FILE

PERSONAL

Hometown Torrance, Calif.
Education BYU (1997)
Wife Loreal Smith
Children Ashley, Taylor, Brady

YEAR-BY-YEAR

AS HEAD COACH			
Year	School	Record	Postseason
2021	Texas	1-0	--
2015	USC	3-2	--
2014	USC	9-4	Holiday Bowl
2013	Washington	8-4	Fight Hunger Bowl*
2012	Washington	7-6	Maaco Bowl
2011	Washington	7-6	Alamo Bowl
2010	Washington	7-6	Holiday Bowl
2009	Washington	5-7	--

*Did not coach in bowl

CAREER RECORD (7 seasons) 47-35 (.573)
BOWL RECORD 2-2 (.500)

AS ASSISTANT COACH

Year	School (Position)	Postseason
2020	Alabama (OC/QB)	CFP Championship!
2019	Alabama (OC/QB)	Citrus Bowl
2018	Atlanta Falcons (OC)	--
2017	Atlanta Falcons (OC)	NFC Divisional
2016	Alabama (Interim OC/Analyst)	CFP Championship!
2008	USC (Asst. HC/OC/QB)	Rose Bowl!
2007	USC (Asst. HC/OC/QB)	Rose Bowl
2006	USC (QB)	Rose Bowl
2005	USC (QB)	Rose Bowl^
2004	Oakland Raiders (QB)	--
2003	USC (QB)	Rose Bowl
2002	USC (QB)	Orange Bowl
2001	USC (QB)	Las Vegas Bowl
2000	El Camino College (QB)	--

& Semifinal - Cotton Bowl | Championship - Miami, Fla.

! Semifinal - Peach Bowl | Championship - Tampa, Fla.

^ BCS National Championship Game

RECORD BY OPPONENT

Opponent	Overall	At Texas
Arizona	4-2	0-0
Arizona State	1-4	0-0
Arkansas	0-0	0-0
Arkansas State	1-0	0-0
Baylor	0-1	0-0
Boise State	1-1	0-0
Boston College	0-1	0-0
BYU	0-1	0-0
California	6-0	0-0
Colorado	4-0	0-0
Eastern Washington	1-0	0-0
Fresno State	1-0	0-0
Hawai'i	1-0	0-0
Idaho	2-0	0-0
Idaho State	1-0	0-0
Illinois	1-0	0-0
Iowa State	0-0	0-0
Kansas	0-0	0-0
Kansas State	0-0	0-0
Louisiana	1-0	1-0
LSU	0-2	0-0
Nebraska	2-2	0-0
Notre Dame	1-1	0-0
Oklahoma	0-0	0-0
Oklahoma State	0-0	0-0
Oregon	0-5	0-0
Oregon State	4-2	0-0
Portland State	1-0	0-0
Rice	0-0	0-0
San Diego State	1-0	0-0
Southern California (USC)	2-2	0-0
Stanford	2-5	0-0
Syracuse	1-0	0-0
TCU	0-0	0-0
Texas Tech	0-0	0-0
UCLA	1-3	0-0
Utah	2-1	0-0
Washington	0-1	0-0
Washington State	5-1	0-0
West Virginia	0-0	0-0
OVERALL	47-35	1-0
BOWL GAMES	2-2	0-0

COACHING STAFF

THE SARKISIAN FILE (CONT.)

Sarkisian's Record When	As Head Coach	At Texas
Overall	47-35	1-0
Conference	31-26	0-0
Non-conference	16-9	1-0
Home	33-11	1-0
Away	12-22	0-0
Neutral	2-2	0-0
Day game	29-21	1-0
Night game	18-14	0-0
On natural grass	14-17	0-0
On artificial turf	33-18	1-0
August	2-0	0-0
September	18-8	1-0
October	10-16	0-0
November	13-9	0-0
December	4-2	0-0
January	0-0	0-0
vs. unranked teams	36-14	0-0
vs. Top 25 teams	11-21	1-0
vs. Top 20 teams	9-20	0-0
vs. Top 15 teams	6-16	0-0
vs. Top 10 teams	4-9	0-0
vs. Top 5 teams	1-6	0-0
Scoring first	34-15	0-0
Opponent scores first	13-20	1-0
Leading after 1st quarter	31-8	1-0
Trailing after 1st quarter	10-24	0-0
Tied after 1st quarter	6-3	0-0
Leading at halftime	40-7	1-0
Trailing at halftime	5-28	0-0
Tied at halftime	2-0	0-0
Leading after 3rd quarter	37-5	1-0
Trailing after 3rd quarter	6-30	0-0
Tied after 3rd quarter	3-0	0-0
Overtime	1-2	0-0
With a 100-yard rusher	32-17	1-0
With a 100-yard receiver	18-8	1-0
With a 300-yard passer	13-5	0-0
Allowing a 100-yard rusher	8-21	0-0
Allowing a 100-yard receiver	18-7	0-0
Allowing a 300-yard passer	11-4	0-0
Outgaining opponent	35-7	1-0
Outgained by opponent	11-28	0-0
Scoring 0-9 points	0-2	0-0
Scoring 10-19 points	4-12	0-0
Scoring 20-29 points	6-13	0-0
Scoring 30-39 points	17-7	1-0
Scoring 40-49 points	10-0	0-0
Scoring 50+ points	9-1	0-0
Allowing 0-9 points	9-0	0-0
Allowing 10-19 points	20-3	1-0
Allowing 20-29 points	11-7	0-0
Allowing 30-39 points	6-10	0-0
Allowing 40-49 points	1-9	0-0
Allowing 50+ points	0-6	0-0
Game decided by 1-9	17-12	0-0
Game decided by 10-19	11-9	0-0
Game decided by 20-29	7-6	1-0
Game decided by 30-39	7-6	0-0
Game decided by 40-49	2-2	0-0
Game decided by 50+	2-0	0-0
No turnovers	14-6	1-0
One to three turnovers	32-25	0-0
Three or more turnovers	1-4	0-0
No takeaways	4-5	0-0
One to three takeaways	33-28	1-0
Three or more takeaways	10-2	0-0
Win turnover margin	32-5	1-0
Tie turnover margin	7-19	0-0
Lose turnover margin	8-11	0-0
Win time of possession	29-12	1-0
Lose time of possession	18-23	0-0

OG Viane Talamaivao. Quarterback Cody Kessler had the most efficient passing season in USC history (69.7 completion percentage, 39 passing TDs, five interceptions), Agholor had 104 receptions, which was third-best in USC history, and Allen rushed for 1,489 yards, the most by a Trojan since 2005. USC's offense ranked in the national Top 25 in passing efficiency, passing offense, third down conversions and scoring offense, while the defense was in the nation's Top 20 in turnover margin, red zone defense and third down conversion defense. Six Trojans were drafted by the NFL, including a pair of first rounders in Williams and Agholor, along with four players he coached at Washington, including three in the first round in DT Danny Shelton, CB Marcus Peters and LB Shaq Thompson.

At Washington, Sarkisian inherited a program in 2009 that had won just 12 games during the previous five seasons, including a winless season the year prior. Despite that challenge, he guided the Huskies to bowl games in his last four seasons. His eight victories in 2013 were the most at UW since 2000 and the Huskies finished ranked No. 25 in the Associated Press poll. His overall Washington record was 34-29, and his tenure in Seattle resulted in eight wins over Associated Press Top 25 teams (No. 3 USC, No. 19 California in 2009; No. 18 USC, No. 18 Nebraska and No. 24 Oregon State in 2010; No. 7 Oregon State and No. 8 Stanford in 2012; No. 13 Boise State in 2013).

Among the UW players Sarkisian coached were nine additional NFL draftees, including QB Jake Locker, CB Desmond Trufant, LBs Donald Butler and All-American Mason Foster, DE Daniel Te'o-Nesheim and RB Bishop Sankey, plus All-Pac-12 RB Chris Polk.

Sarkisian arrived at Southern Cal as an assistant in 2001 and took over as the quarterbacks coach in 2002, where he tutored quarterback Carson Palmer to the

Heisman Trophy and the No. 1 overall pick in the 2003 NFL Draft. After spending the 2004 season as the quarterbacks coach for the Oakland Raiders, Sarkisian returned to the Trojan staff in February of 2005 as the assistant head coach and quarterbacks coach for four seasons (2005-08). He added the offensive coordinator role to his duties in 2007 and 2008 at USC.

At USC, Sarkisian coached Heisman Trophy-winning quarterbacks in Palmer and Leinart, along with NFL signal-callers Mark Sanchez, John David Booty and Matt Cassel. The Trojans went 23-3 during his tenure as the offensive coordinator.

Prior to his start in coaching as quarterbacks coach at El Camino College in 2000, Sarkisian starred at the quarterback position at the prep, collegiate and pro levels. He spent time with the Saskatchewan Roughriders of the Canadian Football League for three seasons (1997-99) following his collegiate career at BYU.

While with the Cougars from 1995-96, he completed 549-of-824 passes (66.6 percent) for 7,755 yards and 55 touchdowns. His 162.0 career passing efficiency rating was third on the all-time NCAA list when he finished playing. As a senior in 1996, he led the nation in passing efficiency (173.6, the fourth-best mark in NCAA history at the time), leading the Cougars to the WAC championship and a win in the 1997 Cotton Bowl. He was the WAC Offensive Player of the Year in 1996 and earned second team All-America honors.

Sarkisian earned his bachelor's degree in sociology from BYU in 1997 after getting his associate's degree in general studies from El Camino College in 1994.

He is married to the former Loreal Smith, who competed and coached in track and field. He has two daughters, Ashley and Taylor, and a son, Brady.



COACHING STAFF



JEFF BANKS
Asst. HC, ST Coord.
(Tight Ends)



JEFF CHOATE
Co-Defensive Coord.
(Inside Linebackers)



ANDRE COLEMAN
Assistant Coach
(Wide Receivers)



BO DAVIS
Assistant Coach
(Defensive Line)



STAN DRAYTON
Assistant Coach
(Run Game Coord./RBs)



KYLE FLOOD
Offensive Coordinator
(Offensive Line)



BLAKE GIDEON
Assistant Coach
(Safeties)



TERRY JOSEPH
Assistant Coach
(Def. Pass Game)



PETE KWIATKOWSKI
Defensive Coordinator
(Outside Linebackers)



AJ MILWEE
Assistant Coach
(Quarterbacks)



TORRE BECTON
Director of
Football Performance

2021 NUMERICAL ROSTER

NO	NAME	POS	HT	WT	CL-EX	HOMETOWN (PREVIOUS SCHOOL)	NO	NAME	POS	HT	WT	CL-EX	HOMETOWN (PREVIOUS SCHOOL)
0	DeMarvion Overshown	LB	6-4	223	Sr.-3L	Arp, Texas (Arp)	40	Ayodele Adeoye	LB	6-1	240	Jr.-1L	St. Louis, Mo. (IMG Academy (Fla.))
1	Chris Adimora	DB	6-1	204	Jr.-2L	Lakewood, Calif. (Mayfair)	41	Jaylan Ford	LB	6-2	230	So.-1L	Frisco, Texas (Lone Star)
1	Hudson Card	QB	6-2	200	Fr.-RS	Austin, Texas (Lake Travis)	42	D.J. Harris Jr.	EDGE	6-2	226	Fr.-HS	New Caney, Texas (New Caney)
2	Roschon Johnson	RB	6-2	219	Jr.-2L	Port Neches, Texas (Port Neches-Groves)	42	Nathan Hatter	TE	6-2	233	So.-SQ	Leander, Texas (Glenn)
3	Jacoby Jones	EDGE	6-4	255	Sr.-2L*	Florissant, Mo. (McCluer North/Butler CC)	43	Jett Bush	LB	6-2	236	Jr.-2L	Houston, Texas (Strake Jesuit)
3	Ja'Tavion Sanders	TE	6-4	256	Fr.-HS	Denton, Texas (Ryan)	43	Zach Edwards	DS	5-11	211	Jr.-1L	Azle, Texas (Azle/Oklahoma)
4	Darion Dunn	DB	6-1	192	Sr.-TR	Oakdale, La. (Oakdale/McNeese)	44	Tannahill Love	DB	5-11	213	Fr.-RS	Fort Worth, Texas (All Saints)
4	Jordan Whittington	WR	6-1	203	So.-1L	Cuero, Texas (Cuero)	44	Tyler Owens	DB	6-2	203	Jr.-2L	Plano, Texas (Plano East)
5	D'Shawn Jamison	DB	5-10	184	Sr.-3L	Houston, Texas (Lamar)	45	Bert Auburn	K	6-0	172	Fr.-HS	Flower Mound, Texas (Flower Mound)
5	Bijan Robinson	RB	6-0	214	So.-1L	Tucson, Ariz. (Salpointe)	45	Vernon Broughton	DL	6-4	306	Fr.-RS	Houston, Texas (Cypress Ridge)
6	Ben Davis	EDGE	6-4	236	Sr.-TR*	Gordo, Ala. (Gordo/Alabama)	46	Ray Thornton	EDGE	6-3	238	Sr.-TR	Killeen, Texas (Shoemaker/LSU)
6	Joshua Moore	WR	6-1	168	Jr.-2L	Yoakum, Texas (Yoakum)	47	Luke Brockermeyer	LB	6-3	225	Jr.-2L	Fort Worth, Texas (All-Saints Episcopal)
7	Keilan Robinson	RB	5-9	183	So.-TR	Washington, D.C. (St. John's/Alabama)	47	Chandler Kelehan	DS	6-1	195	Jr.-SQ	Marshall, Texas (Marshall)
8	Ryan Bujcewski	P	6-0	177	Sr.-3L	Sydney, Australia (Marist Catholic College Penshurst)	49	Thatcher Milton	DB	5-10	181	Fr.-HS	Cypress, Texas (Cy-Fair)
8	Xavier Worthy	WR	6-1	160	Fr.-HS	Fresno, Calif. (Central East)	49	Isaac Pearson	P	6-2	224	Fr.-TR	Newcastle, Australia (University of Newcastle)
9	Josh Thompson	DB	6-0	191	Sr.-4L	Nacogdoches, Texas (Nacogdoches)	50	Jordon Thomas	EDGE	6-3	273	Fr.-HS	Port Arthur, Texas (Memorial)
9	Al'Vonte Woodard	WR	6-2	193	Jr.-2L	Houston, Texas (Lamar)	51	Marshall Landwehr	LB	6-0	218	Fr.-HS	Dallas, Texas (Highland Park)
11	Anthony Cook	DB	6-1	191	Sr.-3L	Houston, Texas (Lamar)	52	Chris Hannon	EDGE	6-2	229	Jr.-SQ	Houston, Texas (Second Baptist)
11	Casey Thompson	QB	6-1	192	Jr.-2L	Newcastle, Okla. (Newcastle)	53	Carlton Smith	LB	6-3	237	Sr.-TR	Houston, Texas (Lamar/LSU)
13	Jaden Alexis	WR	6-0	188	Fr.-HS	Pompano Beach, Fla. (Monarch)	54	Justin Mader	DS	6-2	236	Sr.-3L	Magnolia, Texas (Magnolia)
13	Marcus Tillman, Jr.	LB	6-1	239	So.-1L	Orlando, Fla. (Jones)	55	David Abiara	EDGE	6-4	256	Fr.-HS	Mansfield, Texas (Legacy)
14	Brenden Schooler	DB	6-2	206	Sr.-1L*	Dana Point, Calif. (Mission Viejo/Oregon/Arizona)	57	Christian Rizzi	OL	5-11	215	Fr.-HS	Metairie, La. (Metairie Park Country Day)
14	Charles Wright	QB	6-1	200	Fr.-HS	Austin, Texas (Austin)	64	Michael Balis	OL	6-5	287	So.-SQ	Plano, Texas (Plano West)
15	Marcus Washington	WR	6-2	191	Jr.-2L	St. Louis, Mo. (Trinity Catholic)	65	Jake Majors	OL	6-3	310	Fr.-RS	Prosper, Texas (Prosper)
16	Ben Ballard	QB	5-11	196	So.-SQ	Austin, Texas (Hyde Park Baptist)	66	Chad Wolf	OL	6-3	270	So.-SQ	Austin, Texas (Lake Travis)
16	Kelvontay Dixon	WR	6-0	179	Fr.-RS	Carthage, Texas (Carthage)	67	Tope Imade	OL	6-6	361	Sr.-2L*	Arlington, Texas (Bowie)
17	Cameron Dicker	K	6-1	216	Sr.-3L	Austin, Texas (Lake Travis)	68	Derek Kerstetter	OL	6-5	310	Sr.-4L*	San Antonio, Texas (Reagan)
18	Ovie Oghoufo	EDGE	6-3	237	Jr.-TR	Lathrup Village, Mich. (Harrison/Notre Dame)	69	Andrej Karic	OL	6-4	300	Fr.-RS	Southlake, Texas (Carroll)
18	Jared Wiley	TE	6-7	251	Jr.-2L	Temple, Texas (Temple)	70	Christian Jones	OL	6-6	314	Jr.-2L	Cypress, Texas (Cypress Woods)
19	Ishmael Ibraheem	DB	6-1	160	Fr.-HS	Dallas, Texas (Kimball)	71	Logan Parr	OL	6-4	308	Fr.-RS	Helotes, Texas (O'Connor)
19	Cole Lourd	QB	6-2	228	Fr.-HS	Los Angeles, Calif. (Brentwood School)	72	Tyler Johnson	OL	6-6	325	So.-1L	Conroe, Texas (Oak Ridge)
21	Kitan Crawford	DB	5-11	196	So.-1L	Tyler, Texas (John Tyler)	73	Isaiah Hookfin	OL	6-5	299	So.-1L	Sugar Land, Texas (Fort Bend Dulles)
21	Troy Omeire	WR	6-3	220	Fr.-RS	Sugar Land, Texas (Fort Bend)	74	Rafiti Ghirmal	OL	6-5	296	Jr.-2L	Frisco, Texas (Wakeland)
23	Jahdae Barron	DB	5-11	186	So.-1L	Pflugerville, Texas (Connally)	75	Junior Angilau	OL	6-6	319	Jr.-2L	Salt Lake City, Utah (East)
23	Jarrett Smith	RB	5-7	206	Jr.-SQ	Webster, Texas (Clear Brook)	76	Hayden Conner	OL	6-5	332	Fr.-HS	Katy, Texas (Taylor)
24	Jonathon Brooks	RB	6-0	199	Fr.-HS	Hallettsville, Texas (Hallettsville)	77	Jaylen Garth	OL	6-5	309	Fr.-RS	Port Neches, Texas (Port Neches-Groves)
24	Marques Caldwell	DB	6-1	198	So.-1L	Alvin, Texas (Alvin)	78	Denzel Okafor	OL	6-4	322	Sr.-4L*	Lewisville, Texas (Lewisville)
25	B.J. Foster	DB	6-2	199	Sr.-3L	Angleton, Texas (Angleton)	79	Max Merrill	OL	6-4	285	Fr.-HS	Houston, Texas (Strake Jesuit)
26	Christian Tschauner	DB	5-11	188	So.-1L	Odessa, Texas (Permian)	80	Cade Brewer	TE	6-4	243	Sr.-4L*	Austin, Texas (Lake Travis)
27	Skyler Bonneau	RB	6-1	220	Sr.-SQ	Coppell, Texas (Coppell)	81	Juan Davis	TE	6-4	226	Fr.-HS	Fort Worth, Texas (Everman)
27	JD Coffey III	DB	6-0	183	Fr.-HS	Kennedale, Texas (Kennedale)	82	Kartik Akkihal	WR	6-2	192	Jr.-SQ	Austin, Texas (Vandegriff)
28	Jerrin Thompson	DB	6-0	188	So.-1L	Lufkin, Texas (Lufkin)	83	Kai Money	WR	6-0	179	Jr.-1L	South Padre Island, Texas (St. Joseph Academy)
29	Jaden Hullaby	LB	6-2	223	Fr.-RS	Dallas, Texas (Mansfield Timberview)	84	Travis West	WR	6-0	174	Jr.-SQ	Dallas, Texas (Woodrow Wilson)
30	Dajon Harrison	WR	5-10	165	Fr.-HS	Hutto, Texas (Hutto)	85	Gunnar Helm	TE	6-5	238	Fr.-HS	Englewood, Colo. (Cherry Creek)
30	Devin Richardson	LB	6-3	233	Jr.-TR	Klein, Texas (Klein/New Mexico State)	86	Paxton Anderson	WR	6-4	215	Fr.-RS	Dallas, Texas (Highland Park)
31	Jamier Johnson	DB	6-0	166	Fr.-HS	Pasadena, Calif. (Muir)	87	Parker Alford	WR	5-10	180	So.-SQ	Dripping Springs, Texas (Dripping Springs)
31	Anton Simieou	RB	5-11	209	Fr.-RS	Pearland, Texas (Pearland)	88	Casey Cain	WR	6-3	192	Fr.-HS	New Orleans, La. (Warren Easton)
32	Prince Dorbah	EDGE	6-3	234	Fr.-RS	Dallas, Texas (Highland Park)	88	Barryn Sorrell	EDGE	6-3	246	Fr.-HS	New Orleans, La. (Holy Cross)
32	Daniel Young	RB	6-0	220	Sr.-3L	Houston, Texas (Westfield)	89	Brayden Liebrock	TE	6-4	228	So.-1L	Chandler, Ariz. (Chandler)
33	David Gbenda	LB	6-0	224	So.-1L	Katy, Texas (Cinco Ranch)	90	Byron Murphy II	DL	6-1	297	Fr.-HS	DeSoto, Texas (DeSoto)
33	Gabriel Watson	RB	6-2	235	Sr.-1L*	Piedmont, Calif. (Piedmont/Sioux Falls)	91	Sawyer Goram-Welch	DL	6-4	301	Fr.-RS	Longview, Texas (Longview)
35	Terrence Cooks II	LB	6-2	220	Fr.-HS	Pearland, Texas (Shadow Creek)	92	Myron Warren	DL	6-2	285	So.-SQ	Many, La. (Many)
36	Michael Taaffe	DB	6-0	182	Fr.-HS	Austin, Texas (Westlake)	93	T'Vondre Sweat	DL	6-4	335	Jr.-2L	Huntsville, Texas (Huntsville)
37	Morice Blackwell Jr.	LB	6-1	203	Fr.-HS	Arlington, Texas (Martin)	95	Alfred Collins	DL	6-5	302	So.-1L	Bastrop, Texas (Cedar Creek)
37	Doak Wilson	DB	6-0	190	So.-SQ	Austin, Texas (Westlake)	96	Gabriel Lozano	K	6-0	172	So.-TR	Austin, Texas (Westlake/Texas Tech)
38	Tremayne Prudhomme	DB	6-1	187	Jr.-SQ	Houston, Texas (Aldine Davis)	97	Patrick Bayouth	EDGE	6-4	280	So.-SQ	Bellaire, Texas (Houston Episcopal)
38	Erwin Von Nacher	K	6-1	167	Fr.-RS	Monterrey, Mexico (Heartland)	98	Moro Ojomo	DL	6-3	286	Jr.-2L	Katy, Texas (Katy)
39	Montrell Estell	WR	6-1	196	Sr.-3L	Hooks, Texas (Hooks)	99	Keondre Coburn	DL	6-2	346	Jr.-2L	Houston, Texas (Westfield)
39	Turner Symonds	DB	6-1	178	Jr.-SQ	Fort Worth, Texas (Fort Worth Country Day)							

PRONUNCIATIONS

David Abiara.....AH-bee-ahr-ah	Prince Dorbah.....DORE-bah	Ovie Oghoufo.....OH-vee uh-GO-fu
Ayodele Adeoye.....eye-oh-DEL-ee ah-DAY-oh-way	Montrell Estell.....eh-STELL	Moro Ojomo.....OH-juh-mo
Chris Adimora.....add-ih-MORE-uh	David Gbenda.....BEND-ah	Troy Omeire.....oh-MEER-ee
Kartik Akkihal.....ahk-EE-hall	Rafiti Ghirmal.....GURR-meye	DeMarvion Overshown.....deh-MAR-vee-on
Junior Angilau.....ONG-ee-lau	Dajon Harrison.....DAY-zhahn	Bijan Robinson.....bee-ZHAHN
Jahdae Barron.....jah-DAY	Ishmael Ibraheem.....ish-MY-el EE-brah-heem	Keilan Robinson.....KEE-lan
Morice Blackwell Jr.....mahr-EECE	Tope Imade.....toe-PAY ih-MAHD-eh	Ja'Tavion Sanders.....juh-TAY-vee-on
Vernon Broughton.....BRAWT-un	Jamier Johnson.....juh-MEER	Brenden Schooler.....SCHOOL-er
Ryan Bujcewski.....boo-CHEV-ski	Roschon Johnson.....ROH-shahn	Barryn Sorrell.....BAER-in sore-ELL
Marques Caldwell.....mar-KEECE	Andrej Karic.....AHN-dray CAR-ick	T'Vondre Sweat.....tuh-VOHN-dray SWET
Keondre Coburn.....kee-AHN-dray	Brayden Liebrock.....LIE-brock	Erwin Von Nacher.....vahn NAH-kerr
Kitan Crawford.....KEE-tuhn	Justin Mader.....MAHD-er	Al'Vonte Woodard.....al-VOHN-tay

2021 ALPHABETICAL ROSTER

NO	NAME	POS	HT	WT	CL-EX	HOMETOWN (PREVIOUS SCHOOL)	NO	NAME	POS	HT	WT	CL-EX	HOMETOWN (PREVIOUS SCHOOL)
55	David Abiara	EDGE	6-4	256	Fr-HS	Mansfield, Texas (Legacy)	3	Jacoby Jones	EDGE	6-4	255	Sr-2L*	Florissant, Mo. (McCluer North/Butler CC)
40	Ayodele Adeoye	LB	6-1	240	Jr-1L	St. Louis, Mo. (IMG Academy [Fla.])	69	Andrej Karic	OL	6-4	300	Fr-RS	Southlake, Texas (Carroll)
1	Chris Adimora	DB	6-1	204	Jr-2L	Lakewood, Calif. (Mayfair)	47	Chandler Kelehan	DS	6-1	195	Jr-SQ	Marshall, Texas (Marshall)
82	Kartik Akkihal	WR	6-2	192	Jr-SQ	Austin, Texas (Vandegrift)	68	Derek Kerstetter	OL	6-5	310	Sr-4L*	San Antonio, Texas (Reagan)
13	Jaden Alexis	WR	6-0	188	Fr-HS	Pompano Beach, Fla. (Monarch)	51	Marshall Landwehr	LB	6-0	218	Fr-HS	Dallas, Texas (Highland Park)
87	Parker Alford	WR	5-10	180	So-SQ	Dripping Springs, Texas (Dripping Springs)	89	Brayden Liebrock	TE	6-4	228	So-1L	Chandler, Ariz. (Chandler)
86	Paxton Anderson	WR	6-4	215	Fr-RS	Dallas, Texas (Highland Park)	19	Cole Lourd	QB	6-2	228	Fr-HS	Los Angeles, Calif. (Brentwood School)
75	Junior Angilau	OL	6-6	319	Jr-2L	Salt Lake City, Utah (East)	44	Tannahill Love	DB	5-11	213	Fr-RS	Fort Worth, Texas (All Saints)
45	Bert Auburn	K	6-0	172	Fr-HS	Flower Mound, Texas (Flower Mound)	96	Gabriel Lozano	K	6-0	172	So-TR	Austin, Texas (Westlake/Texas Tech)
64	Michael Balis	OL	6-5	287	So-SQ	Plano, Texas (Plano West)	54	Justin Mader	DS	6-2	236	Sr-3L	Magnolia, Texas (Magnolia)
16	Ben Ballard	QB	5-11	196	So-SQ	Austin, Texas (Hyde Park Baptist)	65	Jake Majors	OL	6-3	310	Fr-RS	Prosper, Texas (Prosper)
23	Jahdae Barron	DB	5-11	186	So-1L	Pflugerville, Texas (Connally)	79	Max Merrill	OL	6-4	285	Fr-HS	Houston, Texas (Strake Jesuit)
97	Patrick Bayouth	EDGE	6-4	280	So-SQ	Bellaire, Texas (Houston Episcopal)	49	Thatcher Milton	DB	5-10	181	Fr-HS	Cypress, Texas (Cy-Fair)
37	Morice Blackwell Jr.	LB	6-1	203	Fr-HS	Arlington, Texas (Martin)	83	Kai Money	WR	6-0	179	Jr-1L	South Padre Island, Texas (St. Joseph Academy)
27	Skyler Bonneau	RB	6-1	220	Sr-SQ	Coppell, Texas (Coppell)	6	Joshua Moore	WR	6-1	168	Jr-2L	Yoakum, Texas (Yoakum)
80	Cade Brewer	TE	6-4	243	Sr-4L*	Austin, Texas (Lake Travis)	90	Byron Murphy II	DL	6-1	297	Fr-HS	DeSoto, Texas (DeSoto)
47	Luke Brockermeyer	LB	6-3	225	Jr-2L	Fort Worth, Texas (All-Saints Episcopal)	18	Ovie Oghoufo	EDGE	6-3	237	Jr-TR	Lathrup Village, Mich. (Harrison/Notre Dame)
24	Jonathan Brooks	RB	6-0	199	Fr-HS	Hallettsville, Texas (Hallettsville)	98	Moro Ojomo	DL	6-3	286	Jr-2L	Katy, Texas (Katy)
45	Vernon Broughton	DL	6-4	306	Fr-RS	Houston, Texas (Cypress Ridge)	78	Denzel Okafor	OL	6-4	322	Sr-4L*	Lewisville, Texas (Lewisville)
8	Ryan Bujcewski	P	6-0	177	Sr-3L	Sydney, Australia (Marist Catholic College Penshurst)	21	Troy Omeire	WR	6-3	220	Fr-RS	Sugar Land, Texas (Fort Bend)
43	Jett Bush	LB	6-2	236	Jr-2L	Houston, Texas (Strake Jesuit)	0	DeMarvion Overshown	LB	6-4	223	Sr-3L	Arp, Texas (Arp)
88	Casey Cain	WR	6-3	192	Fr-HS	New Orleans, La. (Warren Easton)	44	Tyler Owens	DB	6-2	203	Jr-2L	Plano, Texas (Plano East)
24	Marques Caldwell	DB	6-1	198	So-1L	Alvin, Texas (Alvin)	71	Logan Parr	OL	6-4	308	Fr-RS	Helotes, Texas (O'Connor)
1	Hudson Card	QB	6-2	200	Fr-1L	Austin, Texas (Lake Travis)	49	Isaac Pearson	P	6-2	224	Fr-TR	Newcastle, Australia (University of Newcastle)
99	Keondre Coburn	DL	6-2	346	Jr-2L	Houston, Texas (Westfield)	38	Tremayne Prudhomme	DB	6-1	187	Jr-SQ	Houston, Texas (Aldine Davis)
27	JD Coffey III	DB	6-0	183	Fr-HS	Kennedale, Texas (Kennedale)	30	Devin Richardson	LB	6-3	233	Jr-TR	Klein, Texas (Klein/New Mexico State)
95	Alfred Collins	DL	6-5	302	So-1L	Bastrop, Texas (Cedar Creek)	57	Christian Rizzi	OL	5-11	215	Fr-HS	Metairie, La. (Metairie Park Country Day)
76	Hayden Conner	OL	6-5	332	Fr-HS	Katy, Texas (Taylor)	5	Bijan Robinson	RB	6-0	214	So-1L	Tucson, Ariz. (Salpointe)
11	Anthony Cook	DB	6-1	191	Sr-3L	Houston, Texas (Lamar)	7	Keilan Robinson	RB	5-9	183	So-TR	Washington, D.C. (St. John's/Alabama)
35	Terrence Cooks II	LB	6-2	220	Fr-HS	Pearland, Texas (Shadow Creek)	3	Ja'Tavion Sanders	TE	6-4	256	Fr-HS	Denton, Texas (Ryan)
21	Kitan Crawford	DB	5-11	196	So-1L	Tyler, Texas (John Tyler)	14	Brenden Schooler	DB	6-2	206	Sr-1L*	Dana Point, Calif. (Mission Viejo/Oregon/Arizona)
6	Ben Davis	EDGE	6-4	236	Sr-TR*	Gordo, Ala. (Gordo/Alabama)	31	Anton Simieou	RB	5-11	209	Fr-RS	Pearland, Texas (Pearland)
81	Juan Davis	TE	6-4	226	Fr-HS	Fort Worth, Texas (Everman)	53	Carlton Smith	LB	6-3	237	Sr-TR	Houston, Texas (Lamar/LSU)
17	Cameron Dicker	K	6-1	216	Sr-3L	Austin, Texas (Lake Travis)	23	Jarrett Smith	RB	5-7	206	Jr-SQ	Webster, Texas (Clear Brook)
16	Kelvontay Dixon	WR	6-0	179	Fr-RS	Carthage, Texas (Carthage)	88	Barryn Sorrell	EDGE	6-3	246	Fr-HS	New Orleans, La. (Holy Cross)
32	Prince Dorbah	EDGE	6-3	234	Fr-RS	Dallas, Texas (Highland Park)	93	T'Vondre Sweat	DL	6-4	335	Jr-2L	Huntsville, Texas (Huntsville)
4	Darion Dunn	DB	6-1	192	Sr-TR	Oakdale, La. (Oakdale/McNeese)	39	Turner Symonds	DB	6-1	178	Jr-SQ	Fort Worth, Texas (Fort Worth Country Day)
43	Zach Edwards	DS	5-11	211	Jr-1L	Azle, Texas (Azle/Oklahoma)	36	Michael Taaffe	DB	6-0	182	Fr-HS	Austin, Texas (Westlake)
39	Montrell Estell	WR	6-1	196	Sr-3L	Hooks, Texas (Hooks)	50	Jordan Thomas	EDGE	6-3	273	Fr-HS	Port Arthur, Texas (Memorial)
41	Jaylan Ford	LB	6-2	230	So-1L	Frisco, Texas (Lone Star)	11	Casey Thompson	QB	6-1	192	Jr-2L	Newcastle, Okla. (Newcastle)
25	B.J. Foster	DB	6-2	199	Sr-3L	Angleton, Texas (Angleton)	28	Jerrin Thompson	DB	6-0	188	So-1L	Lufkin, Texas (Lufkin)
77	Jaylen Garth	OL	6-5	309	Fr-RS	Port Neches, Texas (Port Neches-Groves)	9	Josh Thompson	DB	6-0	191	Sr-4L	Nacogdoches, Texas (Nacogdoches)
33	David Gbenda	LB	6-0	224	So-1L	Katy, Texas (Cinco Ranch)	46	Ray Thornton	EDGE	6-3	238	Sr-TR	Killeen, Texas (Shoemaker/LSU)
74	Rafti Ghirmal	OL	6-5	296	Jr-2L	Frisco, Texas (Wakeland)	13	Marcus Tillman, Jr.	LB	6-1	239	So-1L	Orlando, Fla. (Jones)
91	Sawyer Goram-Welch	DL	6-4	301	Fr-RS	Longview, Texas (Longview)	26	Christian Tschauner	DB	5-11	188	So-1L	Odessa, Texas (Permian)
52	Chris Hannon	EDGE	6-2	229	Jr-SQ	Houston, Texas (Second Baptist)	38	Erwin Von Nacher	K	6-1	167	Fr-RS	Monterrey, Mexico (Heartland)
42	D.J. Harris Jr.	EDGE	6-2	226	Fr-HS	New Caney, Texas (New Caney)	92	Myron Warren	DL	6-2	285	So-SQ	Many, La. (Many)
30	Dajon Harrison	WR	5-10	165	Fr-HS	Hutto, Texas (Hutto)	15	Marcus Washington	WR	6-2	191	Jr-2L	St. Louis, Mo. (Trinity Catholic)
42	Nathan Hatter	TE	6-2	233	So-SQ	Leander, Texas (Glenn)	33	Gabriel Watson	RB	6-2	235	Sr-1L*	Piedmont, Calif. (Piedmont/Sioux Falls)
85	Gunnar Helm	TE	6-5	238	Fr-HS	Englewood, Colo. (Cherry Creek)	84	Travis West	WR	6-0	174	Jr-SQ	Dallas, Texas (Woodrow Wilson)
73	Isaiah Hookfin	OL	6-5	299	So-1L	Sugar Land, Texas (Fort Bend Dulles)	4	Jordan Whittington	WR	6-1	203	So-1L	Cuero, Texas (Cuero)
29	Jaden Hullaby	LB	6-2	223	Fr-RS	Dallas, Texas (Mansfield Timberview)	18	Jared Wiley	TE	6-7	251	Jr-2L	Temple, Texas (Temple)
19	Ishmael Ibraheem	DB	6-1	160	Fr-HS	Dallas, Texas (Kimball)	37	Doak Wilson	DB	6-0	190	So-SQ	Austin, Texas (Westlake)
67	Tope Imade	OL	6-6	361	Sr-2L*	Arlington, Texas (Bowie)	66	Chad Wolf	OL	6-3	270	So-SQ	Austin, Texas (Lake Travis)
5	D'Shawn Jamison	DB	5-10	184	Sr-3L	Houston, Texas (Lamar)	9	Al'Vonte Woodard	WR	6-2	193	Jr-2L	Houston, Texas (Lamar)
31	Jamier Johnson	DB	6-0	166	Fr-HS	Pasadena, Calif. (Muir)	8	Xavier Worthy	WR	6-1	160	Fr-HS	Fresno, Calif. (Central East)
2	Roschon Johnson	RB	6-2	219	Jr-2L	Port Neches, Texas (Port Neches-Groves)	14	Charles Wright	QB	6-1	200	Fr-HS	Austin, Texas (Austin)
72	Tyler Johnson	OL	6-6	325	So-1L	Conroe, Texas (Oak Ridge)	32	Daniel Young	RB	6-0	220	Sr-3L	Houston, Texas (Westfield)
70	Christian Jones	OL	6-6	314	Jr-2L	Cypress, Texas (Cypress Woods)							

PRONUNCIATIONS

David Abiara.....AH-bee-ahr-ah	Prince Dorbah.....DORE-bah	Ovie Oghoufo.....OH-vee uh-GO-fu
Ayodele Adeoye.....eye-oh-DEL-ee ah-DAY-oh-way	Montrell Estell.....eh-STELL	Moro Ojomo.....OH-juh-mo
Chris Adimora.....add-ih-MORE-uh	David Gbenda.....BEND-ah	Troy Omeire.....oh-MEER-ee
Kartik Akkihal.....ahk-EE-hall	Rafti Ghirmal.....GURR-meye	DeMarvion Overshown.....deh-MAR-vee-on
Junior Angilau.....ONG-ee-lau	Dajon Harrison.....DAY-zhahn	Bijan Robinson.....bee-ZHAHN
Jahdae Barron.....jah-DAY	Ishmael Ibraheem.....ish-MY-el EE-brah-heem	Keilan Robinson.....KEE-lan
Morice Blackwell Jr.....mahr-EECE	Tope Imade.....toe-PAY ih-MAHD-eh	Ja'Tavion Sanders.....juh-TAY-vee-on
Vernon Broughton.....BRAWT-un	Jamier Johnson.....juh-MEER	Brenden Schooler.....SCHOOL-er
Ryan Bujcewski.....boo-CHEV-ski	Roschon Johnson.....ROH-shahn	Barryn Sorrell.....BAER-in sore-ELL
Marques Caldwell.....mar-KEECE	Andrej Karic.....AHN-dray CAR-ick	T'Vondre Sweat.....tuh-VOHN-dray SWET
Keondre Coburn.....kee-AHN-dray	Brayden Liebrock.....LIE-brock	Erwin Von Nacher.....vahn NAH-kerr
Kitan Crawford.....KEE-tuhn	Justin Mader.....MAHD-er	Al'Vonte Woodard.....al-VOHN-tay

2020 STATISTICS | THE LAST TIME... TEXAS

TEAM	LAST TIME	SPAN
Scored 50-59	55-23 • vs. Colorado (12/29/2020)	1 game
Scored 60-69	69-31 • at Kansas State (12/5/2020)	2 games
Scored 70+	70-3 • vs. Colorado (12/3/2005)	194 games
Scored <10	7-24 • at TCU (11/4/2017)	42 games
Scored <7	3-38 • at Notre Dame (9/5/2015)	74 games
Was shutout	0-24 • at Iowa State (10/31/2015)	67 games
Was shutout (home)	0-30 • Houston (11/6/1976)	249 home
Shutout opponent	56-0 • San Jose State (9/9/2017)	49 games
Shutout opponent (home)	56-0 • San Jose State (9/9/2017)	22 home
Shutout opponent (road)	23-0 • at Kansas (9/27/2014)	33 road
Shutout a Big 12 opponent	23-0 • at Kansas (9/27/2014)	62 Big 12
Shutout by Big 12 opponent	0-24 • at Iowa State (10/31/2015)	51 Big 12
300-399 yards rushing	303 • vs. Colorado (12/29/2020)	1 game
400+ yards rushing	406 • San Jose State (9/9/2017)	49 games
<100 yards rushing	54 • at Iowa State (Nov. 16, 2019)	14 games
<0 yds rushing	-7 • vs. Oklahoma (10/07/2000)	284 games
300-399 passing yards	335 • vs. Colorado (12/29/2020)	1 game
400-499 passing yards	481 • UTEP (9/12/2020)	10 games
500-599 total yards	509 • at Rice (9/14/2019)	21 games
600+ total yards	638 • vs. Colorado (12/29/2020)	1 game
<200 yards total offense	163 • at Notre Dame (9/5/2015)	74 games
<100 yards total offense	59 • vs. Arkansas (12/29/2014)	75 games
100-yard rusher & 100-yard receiver	103 rush, Bijan Robinson; 113 rec, Jordan Whittington • vs. Louisiana (9/4/2021)	LAST GAME
30+ first downs	33 • Kansas (10/19/2019)	17 games
100+ penalty yards	142 • at Oklahoma State (10/31/2020)	5 games
2+ fumbles lost	2 • Texas Tech (11/24/2017)	39 games
Scored a safety	vs. TCU (10/3/2020)	8 games
Allowed a safety	vs. Oklahoma (12/1/2018)	26 games
Scored a 1-point safety	Texas A&M (11/26/2004)	206 games
Forced turnovers on 3+ consecutive drives	3 (INT, Fumble, Fumble) • vs. Oklahoma (10/10/2020)	7 games
Forced 5+ turnovers	5 (3 INT, 2 FR) • Rice (9/12/2015)	73 games
Committed 5+ turnovers	5 • at West Virginia (11/14/2015)	64 games
4+ interceptions	4 • at West Virginia (10/5/2019)	19 games
Forced 2+ fumbles	2 • at Oklahoma State (10/31/2020)	5 games
2+ defensive TD's	Oklahoma State (9/26/2015)	70 games
	34-yard fumble return by Hassan Ridgeway, 41-yd interception return by Holton Hill	
Defensive & special teams TD	Maryland (9/2/2017)	50 games
	31 INT by Holton Hill, 65 blocked FG return by Holton Hill, 91 PR by Reggie Hemphill-Mapps	
4 TD's in game	Sam Ehlinger (4 rush) • vs. Oklahoma (10/10/2020)	7 games

PASSING	LAST TIME	SPAN
300-399 yards	348 by Sam Ehlinger • vs. Texas Tech (11/29/2019)	12 games
400+ yards	426 by Sam Ehlinger • UTEP (9/12/2020)	10 games
40-49 attempts	40 by Sam Ehlinger • at Texas Tech (9/26/2020)	9 games
50+ attempts	53 by Sam Ehlinger • vs. Oklahoma (10/10/2020)	7 games
25+ completions	30 by Sam Ehlinger • vs. Oklahoma (10/10/2020)	7 games
3+ touchdowns	4 by Casey Thompson • vs. Colorado (12/29/2020)	1 game
4+ touchdowns	4 by Casey Thompson • vs. Colorado (12/29/2020)	1 game
5+ touchdowns	5 by Sam Ehlinger • at Texas Tech (9/26/2020)	7 games
6+ touchdowns	6 by Colt McCoy • Baylor (10/14/2006)	184 games
Consecutive 4+ TD games	3, 5-5-4 by Sam Ehlinger • vs. UTEP, at Texas Tech, vs. TCU (9/12-10/3/2020)	8 games
Consecutive 5+ TD games	2, 5-5 by Sam Ehlinger • vs. UTEP, at Texas Tech (9/12-9/26/2020)	9 games
Consecutive 300+ yd games	399, 321 by Sam Ehlinger • vs. Kansas, at TCU (10/26/2019)	16 games
50-59 yard completion	59 by Sam Ehlinger to Brennan Eagles • vs. Iowa State (11/27/2020)	3 games
60-69 yard completion	63 by Sam Ehlinger to Devin Duvernay • at TCU (10/26/2019)	16 games
70-79 yard completion	73 by Casey Thompson to Kelvontay Dixon • vs. Colorado (12/29/2020)	1 game
80-89 yard completion	80 by Shane Buechele to Devin Duvernay • at Kansas State (10/22/2016)	55 games
90+ yard completion	90 by Sam Ehlinger to John Burt • Oklahoma State (10/21/2017)	43 games

RUSHING	LAST TIME	SPAN
100-199 yards	103 by Bijan Robinson • vs. Louisiana (9/4/2021)	LAST GAME
200-299 yards	250 by D'Onta Foreman • at Kansas (11/20/2016)	52 games
300-399 yards	341 by D'Onta Foreman • Texas Tech (11/6/2016)	54 games
2 players w/ 100+ yards	172 by Bijan Robinson; 139 by Roschon Johnson • at Kansas State (12/5/2020)	2 game
30+ attempts	31 by D'Onta Foreman • TCU (11/25/2016)	51 games
Consecutive 100-yard games	Bijan Robinson • 183 vs. Colorado; 103 vs. Louisiana • (12/29/20, 9/4/2021)	LAST GAME
Consecutive 200-yard games	D'Onta Foreman • Baylor & at Texas Tech (2016)	54 games
50-59 yard run	50 by Bijan Robinson • vs. Colorado (12/29/2020)	1 game
60-69 yard run	66 by Bijan Robinson • vs. Colorado (12/29/2020)	1 game
70-79 yard run	75 by Bijan Robinson • at Kansas State (12/5/2020)	2 games
80-89 yard run	81 by D'Onta Foreman • vs. Oklahoma (10/10/2015)	68 games
90+ yard run	91 by Chris Warren III • Texas Tech (11/26/2015)	63 games
3+ touchdowns	3 by Bijan Robinson; 3 by Roschon Johnson • at Kansas State (12/5/2020)	2 games
4+ touchdowns	4 by Sam Ehlinger • vs. Oklahoma (10/10/2020)	7 games
2 players w/ 3+ touchdowns	3 by Bijan Robinson; 3 by Roschon Johnson • at Kansas State (12/5/2020)	2 games

RECEIVING	LAST TIME	SPAN
100-199 yards	113 by Jordan Whittington • vs. Louisiana (9/4/2021)	LAST GAME
200+ yards	273 by Jordan Shipley • UCF (11/7/2009)	144 games
2 players w/ 100+ yards	110 by Devin Duvernay & Collin Johnson • Kansas State (11/9/2019)	15 games
10+ receptions	10 by Jordan Whittington • vs. Oklahoma (11/9/2020)	7 games
15+ receptions	15 by Jordan Shipley • Oklahoma State (10/25/2008)	160 games
Consecutive 100-yard games	D. Duvernay • Kansas, at TCU, K-State, Iowa State (11/9/2019)	14 games
3+ Consecutive 100-yard games	D. Duvernay • Kansas, at TCU, K-State, Iowa State (11/9/2019)	14 games
4+ Consecutive 100-yard games	D. Duvernay • Kansas, at TCU, K-State, Iowa State (11/9/2019)	14 games
50-59 yard reception	59 by Brennan Eagles • vs. Iowa State (11/27/2020)	3 games
60-69 yard reception	63 by Devin Duvernay • at TCU (10/26/2019)	16 games
70-79 yard reception	73 by Kelvontay Dixon • vs. Colorado (12/29/2020)	1 game
80-89 yard reception	80 by Devin Duvernay • at Kansas State (10/22/2016)	56 games
90+ yard reception	90 by John Burt • Oklahoma State (10/21/2017)	44 games
3+ touchdowns	3 by Joshua Moore • at Texas Tech (9/26/2020)	9 games

SPECIAL TEAMS	LAST TIME	SPAN
50-59 yard field goal	53 by Cameron Dicker • vs. Colorado (12/29/2020)	1 game
60+ yard field goal	60 by Russell Erxleben • Texas Tech (10/29/1977)	535 games
Made 3+ field goals	3 by Cameron Dicker • Baylor (10/13/2018)	31 games
Made 7+ PAT's	7 by Cameron Dicker • vs. Colorado (12/29/2020)	1 game
Made 9+ PAT's	9 by Cameron Dicker • at Kansas State (12/5/2020)	2 game
60-69 yard punt	60 by Ryan Bujcevski • vs. Oklahoma (10/10/2020)	6 games
70+ yard punt	76 by Michael Dickson • at TCU (11/4/2017)	42 games
Missed PAT	by Cameron Dicker • at Oklahoma State (10/31/2020)	5 games
TD on kickoff return	100 by D'Shawn Jamison • at Oklahoma State (10/31/2020)	5 games
TD on punt return	90 by D'Shawn Jamison • Kansas State (9/30/2018)	33 games
90-99 yard kickoff return	98 by D'Shawn Jamison • at Kansas State (12/5/2020)	2 games
50-69 yard punt return	53 by Brandon Jones • Kansas State (11/9/2019)	15 games
70+ yard punt return	71 by D'Shawn Jamison • vs. Utah (12/31/2019)	11 games
2+ TD on kickoff return	NEVER	
TD on kickoff return to start game	88 by Greg Lott • at Texas Tech (9/24/1966)	660 games
Consecutive games with special teams TD	by Fozzy Whittaker (2011)	120 games
	100 KR vs. Oklahoma & 100 KR Oklahoma State	
Recovered on-side kick	by Malcolm Epps • at Texas Tech (9/26/2020)	9 games
2-point conversion	Sam Ehlinger pass to Cade Brewer • at Oklahoma State (10/31/2020)	5 games
Defensive 2-point conversion	D'Shawn Jamison • Kansas (10/19/2019)	17 games
Blocked PAT	Keondre Coburn • Louisiana (9/4/2021)	LAST GAME
Blocked FG	Joseph Ossai • Kansas (10/19/2019)	17 games
TD on blocked FG	46 by Anthony Wheeler • USC (9/15/2018)	35 games
Blocked punt	by Tyler Owens • at Texas Tech (9/26/2020)	9 games
TD on blocked punt	2 yd return by Jahdae Barron • at Texas Tech (9/26/2020)	9 games

DEFENSE	LAST TIME	SPAN
10-14 tackles	13 by DeMarvion Overshown; 10 by Luke Brockermeier • at Louisiana (9/4/2021)	LAST GAME
15+ tackles	15 by Hassan Ridgeway • Rice (9/12/2015)	73 games
10+ solo tackles	12 by Chris Brown • at Kansas State (12/5/2020)	2 games
6+ tackles for loss	6 by Joseph Ossai • at Oklahoma State (10/31/2020)	5 games
5+ tackles for loss	6 by Joseph Ossai • at Oklahoma State (10/31/2020)	5 games
4+ tackles for loss	6 by Joseph Ossai • at Oklahoma State (10/31/2020)	5 games
4+ sacks	4.5 by Alex Okafor • vs. Oregon State (12/29/2012)	101 games
3+ sacks	3.0 by Joseph Ossai • at Oklahoma State (10/31/2020)	5 games
2+ interceptions	2 by D'Shawn Jamison • at West Virginia (10/5/2019)	9 games
2+ fumble recoveries	2 by John Bonney • at Baylor (10/28/2017)	43 games
TD on interception return	43 by DeShon Elliott • at Baylor (10/28/2017)	43 games
TD on fumble return	38 by Anthony Wheeler • vs. Missouri (12/27/2017)	38 games
Sack, forced fumble and fumble recovery	by Marqez Bimago • vs. Texas Tech (11/29/2019)	11 games

2020 STATISTICS | THE LAST TIME... OPPONENTS

TEAM	LAST TIME	SPAN
Scored 50-59.....	53-43 (40T) • vs. Oklahoma (10/10/2020).....	7 games
Scored 60-69.....	21-63 • vs. Oklahoma (10/13/2012).....	110 games
Scored 70+.....	NEVER.....	NEVER
Scored <10.....	59-3 • UTEP (9/12/2020).....	10 games
Scored <7.....	59-3 • UTEP (9/12/2020).....	10 games
300+ yards rushing.....	309 • TCU (11/25/16).....	51 games
<100 yards rushing.....	76 • Louisiana (9/4/2021).....	LAST GAME
<0 yards rushing.....	5 • USC (9/15/2018).....	35 games
300-399 passing yards.....	312 • vs. Iowa State (11/27/2020).....	3 games
400+ passing yards.....	400 • at Oklahoma State (10/31/2020).....	5 games
500-599 total yards.....	530 • at Oklahoma State (10/31/2020).....	5 games
600+ total yards.....	624 • Baylor (10/29/2016).....	56 games
100-199 total yards.....	192 • at Oklahoma State (11/15/2014).....	76 games
<100 total yards.....	94 • North Texas (8/30/2014).....	88 games
30+ first downs.....	32 • at Oklahoma State (10/31/2020).....	5 games
100+ penalty yards.....	121 • vs. Oklahoma (10/12/2018).....	7 games
2+ fumbles lost.....	3 • at Oklahoma State (10/31/2020).....	5 games
Scored a safety.....	vs. Oklahoma (12/1/2018).....	25 games
4+ interceptions.....	4 • at TCU (10/26/2019).....	16 games
2+ non-offensive TDs.....	40-yard fumble return, 33-yard interception return • TCU (11/27/2014).....	76 games
3 total touchdowns (rush+rec).....	3 receiving by CeeDee Lamb • vs. Oklahoma (10/12/2019).....	18 games
4+ total touchdowns (rush+rec).....	4 receiving by Kevonte Turpin • at TCU (10/3/2015).....	70 games

RUSHING	LAST TIME	SPAN
100-199 yards.....	124 by Deuce Vaughn • at Kansas State (12/5/2020).....	2 games
200-299 yards.....	214 by Samaje Perine • vs. Oklahoma (10/8/2016).....	59 games
300+ yards.....	317 by Rashaan Salaam • Colorado (10/1/1994).....	341 games
3+ touchdowns.....	3 by Taysom Hill • BYU (9/6/2014).....	86 games
30+ attempts.....	37 by Chuba Hubbard • Oklahoma St. (9/21/2019).....	20 games
50-69 yard run.....	65 by Pooka Williams • vs. Kansas (1/19/2019).....	17 games
70-79 yard run.....	75 by SaRodrick Thompson • at Texas Tech (9/26/2020).....	9 games
80+ yard run.....	95 by Damien Williams • vs. Oklahoma (10/13/2012).....	108 games


PASSING	LAST TIME	SPAN
300-399 yards.....	312 by Brock Purdy • vs. Iowa State (11/27/2020).....	3 games
400+ yards.....	400 by Spencer Sanders • at Oklahoma State (10/31/2020).....	5 games
40-49 attempts.....	40 by Levi Lewis • vs. Louisiana (9/4/2021).....	LAST GAME
50+ attempts.....	50 by Jarret Doege • West Virginia (11/7/2020).....	4 games
25+ completions.....	28 by Levi Lewis • vs. Louisiana (9/4/2021).....	LAST GAME
3+ touchdowns.....	4 by Spencer Sanders • at Oklahoma State (10/31/2020).....	5 games
4+ touchdowns.....	4 by Spencer Sanders • at Oklahoma State (10/31/2020).....	5 games
5+ touchdowns.....	5 by Alan Bowman • at Texas Tech (9/26/2020).....	9 games
6+ touchdowns.....	6 by Kliff Kingsbury • Texas Tech (11/16/2002).....	236 games
50-59 yard completion.....	50 by Max Duggan to Quentin Johnston • TCU (10/3/2020).....	8 games
60-69 yard completion.....	61 by Joe Burrow • LSU (9/7/2019).....	19 games
70-79 yard completion.....	75 by Brock Purdy • at Iowa State (Nov. 16, 2019).....	14 games
80+ yard completion.....	97 by Sam B. Richardson • Iowa State (10/3/2013).....	95 games

RECEIVING	LAST TIME	SPAN
100-199 yards.....	131 by Charlie Kolar • vs. Iowa State (11/27/2020).....	3 games
200+ yards.....	222 by Tylan Wallace • vs. Oklahoma State (10/27/2018).....	30 games
2 players w/ 100+ yards.....	150 by K.Carter, 135 by E.Ezukanma • vs. Texas Tech (11/29/2019).....	12 games
3 players w/ 100+ yards.....	163 by J. Jefferson, 147 by J. Chase, 123 by T Marshall • LSU (9/7/2019).....	22 games
15+ receptions.....	16 by Kevin White • West Virginia (11/8/2014).....	77 games
50-59 yard reception.....	50 by Quentin Johnston • TCU (10/3/2020).....	8 games
60-69 yard reception.....	61 by Justin Jefferson • LSU (9/7/2019).....	22 games
70-79 yard reception.....	75 by Deshaunte Jones • at Iowa State (Nov. 16, 2019).....	14 games
80+ yard reception.....	97 by Quenton Bundrage • Iowa State (10/3/2013).....	95 games
3+ touchdowns.....	3 by CeeDee Lamb • vs. Oklahoma (10/12/2019).....	18 games

SPECIAL TEAMS	LAST TIME	SPAN
50-59 yard field goal.....	51 by Clayton Hatfield • Texas Tech (11/26/2015).....	64 games
60+ yard field goal.....	67 by Steve Little • Arkansas (10/15/1977).....	536 games
Made 3+ field goals.....	3 by Connor Assalley • vs. Iowa State (11/27/2020).....	3 games
Made 7+ PAT's.....	7 by Trey Wolff • at Texas Tech (9/26/2020).....	9 games
60-69 yard punt.....	62 by Rhys Byrns • vs. Louisiana (9/4/2021).....	LAST GAME
70+ yard Punt.....	76 by Kyle Thompson • at Kansas (11/23/2018).....	27 games
Missed PAT.....	by Ben Grogan • at Oklahoma State (10/1/2016).....	59 games
TD on kickoff return.....	91 by Alex Ross • Kansas State (11/9/2019).....	15 games
TD on punt return.....	73 by Jeff Scott • Ole Miss (9/14/2013).....	99 games
2-point conversion.....	Rush by Chad Hansen • at California (9/17/2016).....	61 games
Defensive 2-point conversion.....	at Oklahoma State (10/1/2016).....	60 games
Blocked PAT.....	vs. Oklahoma (12/1/2018).....	25 games
Blocked FG.....	• vs. Oklahoma (10/10/2020).....	7 games
TD on blocked FG.....	71 by Antoine Brooks, Jr • Maryland (9/2/2017).....	50 games
TD on blocked punt.....	6 by Ghaalil Muhammad • Wyoming (9/12/2009).....	151 games
TD on fumbled punt.....	0 yd return by Xavier Martin • at Texas Tech (9/26/2020).....	9 games

DEFENSE	LAST TIME	SPAN
10+ tackles.....	13 by Mike Rose • vs. Iowa State (11/27/2020).....	3 games
5+ tackles for loss.....	7 by Ndamukong Suh • vs. Nebraska (12/5/2009).....	140 games
4+ sacks.....	4.5 by Ndamukong Suh • vs. Nebraska (12/5/2009).....	140 games
2+ interceptions.....	2 by Sam Carter • TCU (11/27/2014).....	76 games
2+ fumble recoveries.....	2 by Ian Campbell • Kansas State (11/11/2006).....	181 games
TD on interception return.....	55 by Brandon Stewart • Kansas (11/19/2016).....	52 games
TD on fumble return.....	0 by Xavier Martin • at Texas Tech (9/26/2020).....	9 games

BOX SCORES

	GAME ONE	
	Sept. 4, 2021 Austin, Texas Attendance: 91,113 TV: FOX	
LOUISIANA 23/23	-	
TEXAS 21/19	-	

Score by Quarters	1	2	3	4	OT	Score
Louisiana	3	3	6	6	-	18
Texas	7	7	14	10	-	38

Scoring Summary

Qtr	Time	Team	Summary
1st	08:16	UL	Almendares 37 yd field goal 8-42 4:16, UL 3 - UT 0
	02:25	UT	B. Robinson 18 yd pass from Card (Dicker kick) 11-70 5:43, UL 3 - UT 7
2nd	02:00	UT	Brewer 6 yd pass from Card (Dicker kick) 14-62 7:45, UL 3 - UT 14
	00:00	UL	Almendares 48 yd field goal 9-44 2:00, UL 6 - UT 14
3rd	11:48	UT	B. Robinson 7 yd run (Dicker kick) 8-65 3:12, UL 6 - UT 21
	05:50	UL	C. Smith 27 yd run (Almendares kick blocked) 12-79 5:52, UL 12 - UT 21
	02:43	UT	Card 3 yd run (Dicker kick) 6-48 3:06, UL 12 - UT 28
4th	12:24	UT	Whittington 14 yd pass from Thompson (Dicker kick) 10-83 3:46, UL 12 - UT 35
	09:31	UL	Lacy 19 yd pass from Lewis (pass failed) 9-75 2:53, UL 18 - UT 35
	06:16	UT	Dicker 49 yd field goal 6-18 3:15, UL 18 - UT 38

	UL	UT
FIRST DOWNS	22	21
RUSHES-YARDS (NET)	29-76	42-170
PASSING YDS (NET)	282	265
Passes Att-Comp-Int	40-28-0	26-18-0
TOTAL OFFENSE PLAYS-YARDS	69-358	68-435
Fumble Returns-Yards	0-0	0-0
Punt Returns-Yards	1-0	2-24
Kickoff Returns-Yards	1-21	1-25
Interception Returns-Yards	0-0	0-0
Punts (Number-Avg)	4-53.0	2-51.5
Fumbles-Lost	1-1	0-0
Penalties-Yards	5-25	7-64
Possession Time	26:47	33:13
Third-Down Conversions	4 of 13	10 of 15
Fourth-Down Conversions	3 of 3	1 of 1
Red-Zone Scores-Chances	2-4	5-5
Sacks By: Number-Yards	3-14	4-29


RUSHING: UL-Smith, Chris 11-54; Johnson, Mortrell 6-27; Bailey, Emani 6-14; Lewis, Levi 6-(-19). Texas-Robinson, Bijan 20-103; Robinson Keilan 8-41; Johnson, Roschon 8-27; Card, Hudson 6-(-1).


PASSING: UL-Lewis, Levi 28-40-0-282. Texas-Card, Hudson 14-21-0-224; Thompson, Casey 4-5-0-41.

RECEIVING: UL-Williams, Jalen 5-71; Rogers, Jr., Errol 5-50; Smith, Chris 4-19; Johnson, Neal 3-40; Lacy, Kyren 3-40; Bailey, Emani 2-24; Bernard, Jacobi 2-19; Fleming, Dontae 2-9; Migl, Pearse 1-6; Johnson, Montrell 1-4; Johnson, Michael 1-0; Peter LeBlanc 1-0; Lumpkin, Johnny 2-0. Texas-Whittington, Jordan 7-113; Robinson, Bijan 4-73; Johnson, Roschon 2-22; Worthy, Xavier 1-34; Brewer, Cade 1-6.

INTERCEPTIONS: UL-None. Texas-None.

FUMBLES: UL-Bailey, Emani 1-1. Texas-None.

	GAME TWO	
	Sept. 11, 2021 Arkansas, Ark. Attendance: TBD TV: ESPN	
TEXAS -/-	-	
ARKANSAS -/-	-	

	GAME THREE	
	Sept. 18, 2021 Austin, Texas Attendance: TBD TV: LHN	
RICE -/-	-	
TEXAS -/-	-	

BOX SCORES



GAME FOUR

Sept. 25, 2021 | Austin, Texas
Attendance: TBD | TV: TBD

TEXAS TECH -/-	-
TEXAS -/-	-



GAME FIVE

Oct. 2, 2021 | Fort Worth, Texas
Attendance: TBD | TV: TBA

TEXAS -/-	-
BAYLOR -/-	-



GAME SIX

Oct. 9, 2021 | Dallas, Texas
Attendance: TBD | TV: ESPN/ABC

OKLAHOMA -/-	-
TEXAS -/-	-

BOX SCORES



GAME SEVEN

Oct. 16, 2021 | Austin, Texas
Attendance: TBD | TV: TBA

OKLAHOMA STATE -/-	-
TEXAS -/-	-



GAME EIGHT

Oct. 30, 2021 | Waco, Texas
Attendance: TBD | TV: TBA

TEXAS -/-	-
BAYLOR -/-	-





GAME NINE


Nov. 6, 2021 | Ames, Iowa
Attendance: TBD | TV: TBA

TEXAS -/-	-
IOWA STATE -/-	-

BOX SCORES

	GAME 10 Nov. 13, 2021 Austin, Texas Attendance: TBD TV: TBA	
	KANSAS -/-	-
TEXAS -/-	-	

	GAME 11 Nov. 20, 2021 Morgantown, W. Va. Attendance: TBD TV: TBA	
	TEXAS -/-	-
WEST VIRGINIA -/-	-	

	GAME 12 Nov. 26, 2021 Austin, Texas Attendance: TBD TV: Fox	
	KANSAS STATE -/-	-
TEXAS -/-	-	

SELECT PLAYERS GAME-BY-GAME STATISTICS

O DEMARVION OVERSHOWN

LB | 6-4 | 223 | SR-3L
ARP, TEXAS | ARP

CAREER HIGHS

Tackles.....	13 vs. Louisiana (2021)
Solo tackles.....	5, three times, last vs. Iowa State (2020)
Tackles for loss.....	2.0, four times, last vs. West Virginia (2020)
Sacks.....	1.0, twice, last vs. Kansas (2019)
Interceptions.....	1, twice, last vs. Oklahoma (2020)
Pass breakups.....	2 at Texas Tech (2020)
Forced fumbles.....	1, three times, last vs. West Virginia (2020)
Fumbles recovered.....	None
Blocked kicks.....	None

CAREER TOTALS

Games with 5-plus tackles.....	9, last vs. Louisiana (2021)
Games with 8-plus tackles.....	4, last vs. Louisiana (2021)
Games with 10-plus tackles.....	2, last vs. Louisiana (2021)

OVERSHOWN'S 2018 GAME-BY-GAME DEFENSIVE STATS

Date	Opponent	TKL(Solo)	TFL	Sacks	Int	PBU	FF	FR	Blk
Sept. 1	at Maryland				DNP				
Sept. 8	Tulsa				DNP				
Sept. 15	USC				DNP				
Sept. 22	TCU				DNP				
Sept. 29	at Kansas State	0 (0)	0	0	0	0	0	0	0
Oct. 6	vs. Oklahoma	1 (0)	0	0	0	0	0	0	0
Oct. 13	Baylor	0 (0)	0	0	0	0	0	0	0
Oct. 27	at Oklahoma State	0 (0)	0	0	0	0	0	0	0
Nov. 3	West Virginia	0 (0)	0	0	0	0	0	0	0
Nov. 10	at Texas Tech				DNP				
Nov. 17	Iowa State	0 (0)	0	0	0	0	0	0	0
Nov. 23	at Kansas	0 (0)	0	0	0	0	0	0	0
Dec. 1	vs. Oklahoma &	0 (0)	0	0	0	0	0	0	0
Jan. 1	vs. Georgia!	0 (0)	0	0	0	0	0	0	0

OVERSHOWN'S 2019 GAME-BY-GAME DEFENSIVE STATS

Date	Opponent	TKL(Solo)	TFL	Sacks	Int	PBU	FF	FR	Blk
Aug. 31	Louisiana Tech	1 (1)	1.0	1.0	1	0	0	0	0
Sept. 7	LSU	0 (0)	0	0	0	0	0	0	0
Sept. 14	at Rice				DNP				
Sept. 21	Oklahoma State				DNP				
Oct. 5	at West Virginia				DNP				
Oct. 12	vs. Oklahoma	0 (0)	0	0	0	0	0	0	0
Oct. 19	Kansas	5 (5)	2.0	1.0	0	1	0	0	0
Oct. 26	at TCU				DNP				
Nov. 9	Kansas State				DNP				
Nov. 16	at Iowa State	3 (3)	2.0	0	0	0	0	0	0
Nov. 23	at Baylor	5 (4)	1.0	0	0	1	1	0	0
Nov. 29	Texas Tech	4 (4)	1.0	0	0	1	0	0	0
Dec. 31	vs. Utah*	0 (0)	0	0	0	0	0	0	0

OVERSHOWN'S 2020 GAME-BY-GAME DEFENSIVE STATS

Date	Opponent	TKL(Solo)	TFL	Sacks	Int	PBU	FF	FR	Blk
Sept. 12	UTEP	4 (1)	2.0	0	0	0	0	0	0
Sept. 26	at Texas Tech	2 (2)	1.0	0	0	2	0	0	0
Oct. 3	TCU	7 (2)	0	0	0	1	0	0	0
Oct. 10	vs. Oklahoma	11 (3)	0.5	0	1	0	0	0	0
Oct. 24	Baylor	5 (2)	0	0	0	1	0	0	0
Oct. 31	at Oklahoma State	5 (4)	1.0	0	0	1	1	0	0
Nov. 7	West Virginia	8 (5)	2.0	1.0	0	1	1	0	0
Nov. 27	Iowa State	8 (5)	1.0	0	0	1	0	0	0
Dec. 5	at Kansas State	4 (4)	0	0	0	0	0	0	0
Dec. 12	at Kansas				Canceled				
Dec. 29	vs. Colorado#	6 (4)	0.5	0	1	0	0	1	0

OVERSHOWN'S 2021 GAME-BY-GAME DEFENSIVE STATS

Date	Opponent	TKL(Solo)	TFL	Sacks	Int	PBU	FF	FR	Blk
Sept. 4	Louisiana	-	-	-	-	-	-	-	-
Sept. 11	at Arkansas	-	-	-	-	-	-	-	-
Sept. 18	Rice	-	-	-	-	-	-	-	-
Sept. 25	Texas Tech	-	-	-	-	-	-	-	-
Oct. 2	at TCU	-	-	-	-	-	-	-	-
Oct. 9	vs. Oklahoma	-	-	-	-	-	-	-	-
Oct. 16	Oklahoma State	-	-	-	-	-	-	-	-
Oct. 30	at Baylor	-	-	-	-	-	-	-	-
Nov. 6	at Iowa State	-	-	-	-	-	-	-	-
Nov. 13	Kansas	-	-	-	-	-	-	-	-
Nov. 20	at West Virginia	-	-	-	-	-	-	-	-
Nov. 26	Kansas State	-	-	-	-	-	-	-	-

OVERSHOWN'S CAREER DEFENSIVE STATS

Year	G	TKL	Solo	TFL-Yds	Sack-Yds	Int	PBU	FF	FR	Blk
2018	9	1	0	0-0	0-0	0	0	0	0	0
2019	8	18	17	7.0-26	2.0-13	1	3	1	0	0
2020	10	60	32	8.0-26	1.0-9	2	7	2	1	0
2021	1	13	4	0.5-4	0.5-4	0	0	0	0	0
Career	28	92	53	15.5-56	3.5-26	3	10	3	1	0

1 HUDSON CARD

QB | 6-2 | 200 | FR-RS
AUSTIN, TEXAS | LAKE TRAVIS

CAREER HIGHS

Completions.....	14 vs. Louisiana (2021)
Attempts.....	21 vs. Louisiana (2021)
Passing Yards.....	224 vs. Louisiana (2021)
Passing TDs.....	2 vs. Louisiana (2021)
Long Pass.....	41 vs. Louisiana (2021)
Carries.....	6 vs. Louisiana (2021)
Rushing Yards.....	8 vs. UTEP (2020)
Rushing TDs.....	1 vs. Louisiana (2021)
Long Rush.....	7 vs. UTEP (2020)
Total Offense.....	223 vs. Louisiana (2021)
Total TDs.....	3 vs. Louisiana (2021)

CAREER TOTALS

400-yard passing games.....	None
300-yard passing games.....	None
200-yard passing games.....	1 vs. Louisiana
Multiple pass TD games.....	1 vs. Louisiana (2021)
100-yard rushing games.....	None
70-yard rushing games.....	None
Multiple rush TD games.....	None
Games with pass and rush TD.....	1 vs. Louisiana (2021)
Record as a starter.....	1-0 (1.000)

CARD'S 2020 GAME-BY-GAME PASSING STATS

Date	Opponent	Comp	Att	INT	Yds	TD	Long	Sack
Sept. 12	UTEP	0	1	0	0	0	0	0
Sept. 26	at Texas Tech				DNP			
Oct. 3	TCU				DNP			
Oct. 10	vs. Oklahoma				DNP			
Oct. 24	Baylor				DNP			
Oct. 31	at Oklahoma State				DNP			
Nov. 7	West Virginia				DNP			
Nov. 27	Iowa State				DNP			
Dec. 5	at Kansas State				DNP			
Dec. 12	at Kansas				Canceled			
Dec. 29	vs. Colorado#	1	2	0	5	0	5	0

CARD'S 2020 GAME-BY-GAME RUSHING STATS

Date	Opponent	Att	Yds	TD	Long	Avg
Sept. 12	UTEP	2	8	0	7	4.0
Sept. 26	at Texas Tech				DNP	
Oct. 3	TCU				DNP	
Oct. 10	vs. Oklahoma				DNP	
Oct. 24	Baylor				DNP	
Oct. 31	at Oklahoma State				DNP	
Nov. 7	West Virginia				DNP	
Nov. 27	Iowa State				DNP	
Dec. 5	at Kansas State				DNP	
Dec. 12	at Kansas				Canceled	
Dec. 29	vs. Colorado#	2	3	0	2	1.5

CARD'S 2021 GAME-BY-GAME PASSING STATS

Date	Opponent	Comp	Att	INT	Yds	TD	Long
Sept. 4	Louisiana	14	21	0	224	2	41
Sept. 11	at Arkansas	-	-	-	-	-	-
Sept. 18	Rice	-	-	-	-	-	-
Sept. 25	Texas Tech	-	-	-	-	-	-
Oct. 2	at TCU	-	-	-	-	-	-
Oct. 9	vs. Oklahoma	-	-	-	-	-	-
Oct. 16	Oklahoma State	-	-	-	-	-	-
Oct. 30	at Baylor	-	-	-	-	-	-
Nov. 6	at Iowa State	-	-	-	-	-	-
Nov. 13	Kansas	-	-	-	-	-	-
Nov. 20	at West Virginia	-	-	-	-	-	-
Nov. 26	Kansas State	-	-	-	-	-	-

CARD'S 2021 GAME-BY-GAME RUSHING STATS

Date	Opponent	Att	Yds	TD	Long	Avg
Sept. 4	Louisiana	6	-1	1	6	-1.0
Sept. 11	at Arkansas	-	-	-	-	-
Sept. 18	Rice	-	-	-	-	-
Sept. 25	Texas Tech	-	-	-	-	-
Oct. 2	at TCU	-	-	-	-	-
Oct. 9	vs. Oklahoma	-	-	-	-	-
Oct. 16	Oklahoma State	-	-	-	-	-
Oct. 30	at Baylor	-	-	-	-	-
Nov. 6	at Iowa State	-	-	-	-	-
Nov. 13	Kansas	-	-	-	-	-
Nov. 20	at West Virginia	-	-	-	-	-
Nov. 26	Kansas State	-	-	-	-	-

CARD'S CAREER PASSING STATS

Year	G	Att	Cmp	Int	Yds	TD	Lg	Pct	Avg/P	Avg/G	Effic
2020	2	3	1	0	5	0	5	33.3	1.67	2.5	47.33
2021	1	21	14	0	224	2	41	66.7	10.7	224.0	187.7
TOTAL	3	24	15	0	229	2	41	62.5	9.5	76.3	170.2

CARD'S CAREER RUSHING STATS

Year	G	Att	Yds	TD	Lg	Avg/C	Avg/G
2020	2	4	11	0	7	2.75	5.5
2021	1	6	-1	1	6	-1.0	-1.0
TOTAL	3	10	10	1	7	1.00	5.0

2 ROSCHON JOHNSON

RB | 6-2 | 219 | JR-2L

PORT NECHES, TEXAS | PORT NECHES-GROVES

CAREER HIGHS

Attempts.....	23 vs. Texas Tech (2019)
Rushing Yards.....	139 at Kansas State (2020)
Rushing TDs.....	3, twice, last at Kansas State (2020)
Long Rush.....	52 vs. Oklahoma (2019)
Receptions.....	4 vs. Oklahoma (2019)
Receiving Yards.....	30 at Rice (2019)
Receiving TDs.....	1, twice, last vs. TCU (2020)
Long Reception.....	25 at Rice (2019)
All-Purpose Yards.....	153 at Kansas State (2020)

CAREER TOTALS

100-yard rushing games.....	3, last at Kansas State (2020)
Multiple rush TD games.....	2, last at Kansas State (2020)

JOHNSON'S 2019 GAME-BY-GAME RUSHING STATS

Date	Opponent	Att	Yds	TD	Long	Avg
Aug. 31	Louisiana Tech	7	26	0	8	3.7
Sept						

SELECT PLAYERS GAME-BY-GAME STATISTICS

JOHNSON'S 2020 GAME-BY-GAME RUSHING STATS

Date	Opponent	Att	Yds	TD	Long	Avg
Sept. 12	UTEP	8	38	1	9	4.8
Sept. 26	at Texas Tech	16	44	1	12	2.8
Oct. 3	TCU	5	63	0	40	12.6
Oct. 10	vs. Oklahoma	3	-3	0	0	-1.0
Oct. 24	Baylor	1	1	0	1	1.0
Oct. 31	at Oklahoma State	9	49	0	29	5.4
Nov. 7	West Virginia	10	29	0	8	2.9
Nov. 27	Iowa State	4	26	0	11	6.5
Dec. 5	at Kansas State	14	139	3	43	9.9
Dec. 12	at Kansas	Canceled				
Dec. 29	vs. Colorado#	10	32	1	21	3.2

JOHNSON'S 2020 GAME-BY-GAME RECEIVING STATS

Date	Opponent	No.	Yds	TD	Long
Sept. 12	UTEP	0	0	0	0
Sept. 26	at Texas Tech	0	0	0	0
Oct. 3	TCU	1	7	1	7
Oct. 10	vs. Oklahoma	0	0	0	0
Oct. 24	Baylor	1	7	0	7
Oct. 31	at Oklahoma State	0	0	0	0
Nov. 7	West Virginia	3	14	0	8
Nov. 27	Iowa State	2	22	0	13
Dec. 5	at Kansas State	0	0	0	0
Dec. 12	at Kansas	Canceled			
Dec. 29	vs. Colorado#	1	1	0	1

JOHNSON'S 2021 GAME-BY-GAME RUSHING STATS

Date	Opponent	Att	Yds	TD	Long	Avg
Sept. 4	Louisiana	8	27	0	6	3.4
Sept. 11	at Arkansas	-	-	-	-	-
Sept. 18	Rice	-	-	-	-	-
Sept. 25	Texas Tech	-	-	-	-	-
Oct. 2	at TCU	-	-	-	-	-
Oct. 9	vs. Oklahoma	-	-	-	-	-
Oct. 16	Oklahoma State	-	-	-	-	-
Oct. 30	at Baylor	-	-	-	-	-
Nov. 6	at Iowa State	-	-	-	-	-
Nov. 13	Kansas	-	-	-	-	-
Nov. 20	at West Virginia	-	-	-	-	-
Nov. 26	Kansas State	-	-	-	-	-

JOHNSON'S 2021 GAME-BY-GAME RECEIVING STATS

Date	Opponent	No.	Yds	TD	Long
Sept. 4	Louisiana	2	22	0	14
Sept. 11	at Arkansas	-	-	-	-
Sept. 18	Rice	-	-	-	-
Sept. 25	Texas Tech	-	-	-	-
Oct. 2	at TCU	-	-	-	-
Oct. 9	vs. Oklahoma	-	-	-	-
Oct. 16	Oklahoma State	-	-	-	-
Oct. 30	at Baylor	-	-	-	-
Nov. 6	at Iowa State	-	-	-	-
Nov. 13	Kansas	-	-	-	-
Nov. 20	at West Virginia	-	-	-	-
Nov. 26	Kansas State	-	-	-	-

JOHNSON'S CAREER RUSHING STATS

Year	G	Att	Yds	TD	Lg	Avg/C	Avg/G
2019	13	123	649	7	57	5.3	49.9
2020	10	80	418	6	43	5.2	41.8
2021	1	8	27	0	6	3.4	27.0
TOTAL	24	211	1094	13	57	5.2	45.6

JOHNSON'S CAREER RECEIVING STATS

Year	G	Rec	Yds	TD	Lg	Rec/G	Avg/C	Avg/G
2019	13	23	158	1	25	1.8	6.9	12.2
2020	10	8	51	1	13	0.8	6.4	5.1
2021	1	2	22	0	14	2.0	11.0	22.0
TOTAL	24	33	231	2	25	1.4	7.0	9.6

4 JORDAN WHITTINGTON

WR | 6-1 | 203 | SO-1L
CUERO, TEXAS | CUERO

CAREER HIGHS

Receptions.....	10 vs. Oklahoma (2020)
Receiving Yards.....	113 vs. Louisiana (2021)
Receiving TDs.....	1 vs. Louisiana (2021)
Long Reception.....	43 vs. UTEP (2020)
Rushing Attempts.....	1, twice, last at Kansas State (2020)
Rushing Yards.....	15, twice, last at Kansas State (2020)
Rushing Touchdowns.....	1 at Kansas State (2020)

CAREER TOTALS

10-catch games.....	1 vs. Oklahoma (2020)
100-yard receiving games.....	1 vs. Louisiana (2021)
Multiple receiving TD games.....	None

WHITTINGTON'S 2019 GAME-BY-GAME RECEIVING STATS

Date	Opponent	No.	Yds	TD	Long
Aug. 31	Louisiana Tech	2	17	0	14
Sept. 7	LSU	DNP			
Sept. 14	at Rice	DNP			
Sept. 21	Oklahoma State	DNP			
Oct. 5	at West Virginia	DNP			
Oct. 12	vs. Oklahoma	DNP			
Oct. 19	Kansas	DNP			
Oct. 26	at TCU	DNP			
Nov. 9	Kansas State	DNP			
Nov. 16	at Iowa State	DNP			
Nov. 23	at Baylor	DNP			
Nov. 29	Texas Tech	DNP			
Dec. 31	vs. Utah*	DNP			

WHITTINGTON'S 2020 GAME-BY-GAME RECEIVING STATS

Date	Opponent	No.	Yds	TD	Long
Sept. 12	UTEP	2	45	0	43
Sept. 26	at Texas Tech	DNP			
Oct. 3	TCU	DNP			
Oct. 10	vs. Oklahoma	10	65	0	20
Oct. 24	Baylor	DNP			
Oct. 31	at Oklahoma State	DNP			
Nov. 7	West Virginia	DNP			
Nov. 21	Iowa State	3	26	0	13
Dec. 5	at Kansas State	3	35	0	32
Dec. 12	at Kansas	Canceled			
Dec. 29	vs. Colorado#	3	35	0	34

WHITTINGTON'S 2021 GAME-BY-GAME RECEIVING STATS

Date	Opponent	No.	Yds	TD	Long
Sept. 4	Louisiana	7	113	1	41
Sept. 11	at Arkansas	-	-	-	-
Sept. 18	Rice	-	-	-	-
Sept. 25	Texas Tech	-	-	-	-
Oct. 2	at TCU	-	-	-	-
Oct. 9	vs. Oklahoma	-	-	-	-
Oct. 16	Oklahoma State	-	-	-	-
Oct. 30	at Baylor	-	-	-	-
Nov. 6	at Iowa State	-	-	-	-
Nov. 13	Kansas	-	-	-	-
Nov. 20	at West Virginia	-	-	-	-
Nov. 26	Kansas State	-	-	-	-

WHITTINGTON'S CAREER RECEIVING STATS

Year	G	Rec	Yds	TD	Lg	Rec/G	Avg/C	Avg/G
2019	1	2	17	0	14	2.0	8.5	17.0
2020	5	21	206	0	43	4.2	9.8	41.2
2021	1	7	113	1	41	-7.0	16.14	113.0
TOTAL	7	30	336	1	43	4.2	11.2	48.0

5 D'SHAWN JAMISON

DB | 5-10 | 184 | SR-3L
HOUSTON, TEXAS | LAMAR

CAREER HIGHS

Tackles.....	9 at Iowa State (2019)
Solo tackles.....	8 at Iowa State (2019)
Tackles for loss.....	1.5 vs. Oklahoma State (2019)
Sacks.....	None
Interceptions.....	2 at West Virginia (2019)
Pass breakups.....	2, twice, last vs. Oklahoma (2020)
Forced fumbles.....	1 at Baylor (2019)
Fumbles recovered.....	1 vs. Oklahoma (2019)
Blocked kicks.....	None

CAREER TOTALS

Games with 5-plus tackles.....	5, last vs. Iowa State (2020)
Games with 8-plus tackles.....	1, last at Iowa State (2019)
Games with 10-plus tackles.....	None

JAMISON'S 2018 GAME-BY-GAME DEFENSIVE STATS

Date	Opponent	TKL(Solo)	TFL	Sacks	Int	PBU	FF	FR	Blk
Sept. 1	at Maryland	0 (0)	0	0	0	0	0	0	0
Sept. 8	Tulsa	0 (0)	0	0	0	0	0	0	0
Sept. 15	USC	0 (0)	0	0	0	0	0	0	0
Sept. 22	TCU	0 (0)	0	0	0	0	0	0	0
Sept. 29	at Kansas State	0 (0)	0	0	0	0	0	0	0
Oct. 6	vs. Oklahoma	0 (0)	0	0	0	0	0	0	0
Oct. 13	Baylor	0 (0)	0	0	0	0	0	0	0
Oct. 27	at Oklahoma State	0 (0)	0	0	0	0	0	0	0
Nov. 3	West Virginia	0 (0)	0	0	0	0	0	0	0
Nov. 10	at Texas Tech	0 (0)	0	0	0	0	0	0	0
Nov. 17	Iowa State	0 (0)	0	0	0	0	0	0	0
Nov. 23	at Kansas	0 (0)	0	0	0	0	0	0	0
Dec. 1	vs. Oklahoma &	0 (0)	0	0	0	0	0	0	0
Jan. 1	vs. Georgia !	0 (0)	0	0	0	0	0	0	0

JAMISON'S 2019 GAME-BY-GAME DEFENSIVE STATS

Date	Opponent	TKL(Solo)	TFL	Sacks	Int	PBU	FF	FR	Blk
Aug. 31	Louisiana Tech	1 (1)	0	0	0	0	0	0	0
Sept. 7	LSU	0 (0)	0	0	0	0	0	0	0
Sept. 14	at Rice	3 (2)	1.0	0	0	0	0	0	0
Sept. 21	Oklahoma State	2 (1)	1.5	0	0	0	0	0	0
Oct. 5	at West Virginia	4 (4)	0	0	2	0	0	0	0
Oct. 12	vs. Oklahoma	4 (2)	0	0	0	0	1	0	0
Oct. 19	Kansas	1 (1)	0	0	0	0	0	0	0
Oct. 26	at TCU	5 (5)	0	0	0	0	0	0	0
Nov. 9	Kansas State	0	0	0	0	1	0	0	0
Nov. 16	at Iowa State	9 (8)	0	1	0	0	0	0	0
Nov. 23	at Baylor	3 (2)	0	0	0	0	1	0	0
Nov. 29	Texas Tech	3 (3)	1.0	0	0	2	0	0	0
Dec. 31	vs. Utah*	0 (0)	0	0	0	0	0	0	0

JAMISON'S 2020 GAME-BY-GAME DEFENSIVE STATS

Date	Opponent	TKL(Solo)	TFL	Sacks	Int	PBU	FF	FR	Blk
Sept. 12	UTEP	5 (2)	0.5	0	0	0	0	0	0
Sept. 26	at Texas Tech	1 (1)	0	0	0	0	0	0	0
Oct. 3	TCU	0 (0)	0	0	0	0	0	0	0
Oct. 10	vs. Oklahoma	2 (2)	0	0	0	2	0	0	0
Oct. 24	Baylor	2 (2)	0	0	0	1	0	0	0
Oct. 31	at Oklahoma State	2 (2)	0	0	0	1	0	0	0
Nov. 7	West Virginia	7 (5)	0	0	0	0	0	0	0
Nov. 27	Iowa State	6 (5)	0	0	0	0	0	0	0
Dec. 5	at Kansas State	4 (4)	0	0	0	1	0	0	0
Dec. 12	at Kansas	Canceled							
Dec. 29	vs. Colorado#	2 (2)	0	0	0	1	0	0	0

SELECT PLAYERS GAME-BY-GAME STATISTICS

JAMISON'S 2021 GAME-BY-GAME DEFENSIVE STATS

Date	Opponent	TKL(Solo)	TFL	Sacks	Int	PBU	FF	FR	Blk
Sept. 4	Louisiana	3 (2)	0	0	0	0	0	0	0
Sept. 11	at Arkansas	-	-	-	-	-	-	-	-
Sept. 18	Rice	-	-	-	-	-	-	-	-
Sept. 25	Texas Tech	-	-	-	-	-	-	-	-
Oct. 2	at TCU	-	-	-	-	-	-	-	-
Oct. 9	vs. Oklahoma	-	-	-	-	-	-	-	-
Oct. 16	Oklahoma State	-	-	-	-	-	-	-	-
Oct. 30	at Baylor	-	-	-	-	-	-	-	-
Nov. 6	at Iowa State	-	-	-	-	-	-	-	-
Nov. 13	Kansas	-	-	-	-	-	-	-	-
Nov. 20	at West Virginia	-	-	-	-	-	-	-	-
Nov. 26	Kansas State	-	-	-	-	-	-	-	-

JAMISON'S CAREER DEFENSIVE STATS

Year	G	TKL	Solo	TFL-Yds	Sack-Yds	Int	PBU	FF	FR	Blk
2018	13	0	0	0-0	0-0	0	0	0	0	0
2019	13	35	29	3.5-5	0-0	3	3	1	1	0
2020	10	31	25	0.5-1	0-0	0	6	0	0	0
2021	1	3	2	0-0	0-0	0	0	0	0	0
Career	37	69	568	4.0-6	0-0	3	9	1	1	0

5 BIJAN ROBINSON
RB | 6-0 | 214 | SO-1L
TUSCON, ARIZ. | SALPONTE

CAREER HIGHS

Attempts	16 vs. Iowa State (2020)
Rushing Yards	183 vs. Colorado (2020)
Rushing TDs	3 at Kansas State (2020)
Long Rush	75 at Kansas State (2020)
Receptions	4 vs. Louisiana (2021)
Receiving Yards	73 vs. Louisiana (2021)
Receiving TDs	2 vs. Colorado (2020)
Long Reception	35 vs. West Virginia (2020)
All-Purpose Yards	236 vs. Colorado (2020)

CAREER TOTALS

100-yard rushing games	4, last vs. Louisiana (2021)
150-yard rushing games	2, last vs. Colorado (2020)
200-yard all-purpose games	2, last vs. Colorado (2020)
Multiple rush TD games	1 at Kansas State (2020)

ROBINSON'S 2020 GAME-BY-GAME RUSHING STATS

Date	Opponent	Att	Yds	TD	Long	Avg
Sept. 12	UTEP	5	38	0	29	7.6
Sept. 26	at Texas Tech	4	12	0	5	3.0
Oct. 3	TCU	-	-	DNP	-	-
Oct. 10	vs. Oklahoma	5	17	0	9	3.4
Oct. 24	Baylor	12	55	0	12	4.6
Oct. 31	at Oklahoma State	13	59	0	24	4.5
Nov. 7	West Virginia	12	113	0	54	9.4
Nov. 27	Iowa State	16	54	0	18	3.4
Dec. 5	at Kansas State	9	172	3	75	19.1
Dec. 12	at Kansas	-	-	Canceled	-	-
Dec. 29	vs. Colorado#	10	183	1	66	18.3

ROBINSON'S 2020 GAME-BY-GAME RECEIVING STATS

Date	Opponent	No.	Yds	TD	Long
Sept. 12	UTEP	2	9	0	11
Sept. 26	at Texas Tech	1	11	0	11
Oct. 3	TCU	-	-	DNP	-
Oct. 10	vs. Oklahoma	2	39	0	26
Oct. 24	Baylor	0	0	0	0
Oct. 31	at Oklahoma State	2	8	0	8
Nov. 7	West Virginia	2	38	0	35
Nov. 27	Iowa State	1	3	0	3
Dec. 5	at Kansas State	3	51	0	27
Dec. 12	at Kansas	-	-	Canceled	-
Dec. 29	vs. Colorado#	2	37	2	23

ROBINSON'S 2021 GAME-BY-GAME RUSHING STATS

Date	Opponent	Att	Yds	TD	Long	Avg
Sept. 4	Louisiana	20	103	1	19	5.2
Sept. 11	at Arkansas	-	-	-	-	-
Sept. 18	Rice	-	-	-	-	-
Sept. 25	Texas Tech	-	-	-	-	-
Oct. 2	at TCU	-	-	-	-	-
Oct. 9	vs. Oklahoma	-	-	-	-	-
Oct. 16	Oklahoma State	-	-	-	-	-
Oct. 30	at Baylor	-	-	-	-	-
Nov. 6	at Iowa State	-	-	-	-	-
Nov. 13	Kansas	-	-	-	-	-
Nov. 20	at West Virginia	-	-	-	-	-
Nov. 26	Kansas State	-	-	-	-	-

ROBINSON'S 2021 GAME-BY-GAME RECEIVING STATS

Date	Opponent	No.	Yds	TD	Long
Sept. 4	Louisiana	4	73	1	28
Sept. 11	at Arkansas	-	-	-	-
Sept. 18	Rice	-	-	-	-
Sept. 25	Texas Tech	-	-	-	-
Oct. 2	at TCU	-	-	-	-
Oct. 9	vs. Oklahoma	-	-	-	-
Oct. 16	Oklahoma State	-	-	-	-
Oct. 30	at Baylor	-	-	-	-
Nov. 6	at Iowa State	-	-	-	-
Nov. 13	Kansas	-	-	-	-
Nov. 20	at West Virginia	-	-	-	-
Nov. 26	Kansas State	-	-	-	-

ROBINSON'S CAREER RUSHING STATS

Year	G	Att	Yds	TD	Lg	Avg/C	Avg/G
2020	9	86	703	4	75	8.2	78.1
2021	1	20	103	1	19	5.2	103.0
TOTAL	10	106	806	5	75	7.6	80.6

ROBINSON'S CAREER RECEIVING STATS

Year	G	Rec	Yds	TD	Lg	Rec/G	Avg/C	Avg/G
2020	9	15	196	2	35	1.7	13.1	21.8
2021	1	4	73	1	28	4.0	18.25	73.0
TOTAL	10	19	269	3	35	1.9	14.2	26.9

6 JOSHUA MOORE
WR | 6-0 | 168 | JR-2L
YOKUM, TEXAS | YOKUM

CAREER HIGHS

Receptions	8 vs. Oklahoma (2020)
Receiving Yards	127 vs. UTEP (2020)
Receiving TDs	3 at Texas Tech (2020)
Long Reception	78 vs. UTEP (2020)

CAREER TOTALS

100-yard receiving games	1 vs. UTEP (2020)
Multiple receiving TD games	2, last vs. Colorado (2020)

MOORE'S 2018 GAME-BY-GAME RECEIVING STATS

Date	Opponent	No.	Yds	TD	Long
Sept. 1	at Maryland	0	0	0	0
Sept. 8	Tulsa	2	7	0	7
Sept. 15	USC	1	27	1	27
Sept. 22	TCU	2	9	0	5
Sept. 29	at Kansas State	2	10	0	7
Oct. 6	vs. Oklahoma	0	0	0	0
Oct. 13	Baylor	-	-	DNP	-
Oct. 27	at Oklahoma State	-	-	DNP	-
Nov. 3	West Virginia	-	-	DNP	-
Nov. 10	at Texas Tech	-	-	DNP	-
Nov. 17	Iowa State	-	-	DNP	-
Nov. 23	at Kansas	-	-	DNP	-
Dec. 1	vs. Oklahoma &	-	-	DNP	-
Jan. 1	vs. Georgia!	-	-	DNP	-

MOORE'S 2019 GAME-BY-GAME RECEIVING STATS

Date	Opponent	No.	Yds	TD	Long
Aug. 31	Louisiana Tech	-	-	DNP	-
Sept. 7	LSU	-	-	DNP	-
Sept. 14	at Rice	-	-	DNP	-
Sept. 21	Oklahoma State	-	-	DNP	-
Oct. 5	at West Virginia	-	-	DNP	-
Oct. 12	vs. Oklahoma	-	-	DNP	-
Oct. 19	Kansas	-	-	DNP	-
Oct. 26	at TCU	-	-	DNP	-
Nov. 9	Kansas State	-	-	DNP	-
Nov. 16	at Iowa State	-	-	DNP	-
Nov. 23	at Baylor	-	-	DNP	-
Nov. 29	Texas Tech	-	-	DNP	-
Dec. 31	vs. Utah*	-	-	DNP	-

MOORE'S 2020 GAME-BY-GAME RECEIVING STATS

Date	Opponent	No.	Yds	TD	Long
Sept. 12	UTEP	6	127	1	78
Sept. 26	at Texas Tech	5	73	3	31
Oct. 3	TCU	0	0	0	0
Oct. 10	vs. Oklahoma	8	83	1	19
Oct. 24	Baylor	2	45	1	42
Oct. 31	at Oklahoma State	1	15	1	15
Nov. 7	West Virginia	0	0	0	0
Nov. 27	Iowa State	1	11	0	11
Dec. 5	at Kansas State	2	32	0	17
Dec. 12	at Kansas	-	-	Canceled	-
Dec. 29	vs. Colorado#	5	86	2	39

MOORE'S 2021 GAME-BY-GAME RECEIVING STATS

Date	Opponent	No.	Yds	TD	Long
Sept. 4	Louisiana	3	17	0	7
Sept. 11	at Arkansas	-	-	-	-
Sept. 18	Rice	-	-	-	-
Sept. 25	Texas Tech	-	-	-	-
Oct. 2	at TCU	-	-	-	-
Oct. 9	vs. Oklahoma	-	-	-	-
Oct. 16	Oklahoma State	-	-	-	-
Oct. 30	at Baylor	-	-	-	-
Nov. 6	at Iowa State	-	-	-	-
Nov. 13	Kansas	-	-	-	-
Nov. 20	at West Virginia	-	-	-	-
Nov. 26	Kansas State	-	-	-	-

MOORE'S CAREER RECEIVING STATS

Year	G	Rec	Yds	TD	Lg	Rec/G	Avg/C	Avg/G
2018	6	7	53	1	27	1.2	7.6	8.8
2019	0	0	0	0	0	0.0	0.0	0.0
2020	10	30	472	9	78	3.0	15.7	47.2
2021	1	3	17	0	7	3.0	5.67	17.0
TOTAL	17	40	543	10	78	2.6	13.6	31.9

SELECT PLAYERS GAME-BY-GAME STATISTICS

8 RYAN BUJCEVSKI

P | 6-0 | 177 | SR-3L

SYDNEY, AUSTRALIA | MARIST CATHOLIC COLLEGE PENNHURST

CAREER HIGHS

Punts9, twice, last at Oklahoma State (2020)
 Long punt60 vs. Oklahoma (2020)
 Touchbacks1, four times, last at TCU (2019)
 Fair catches5 at Oklahoma State (2020)
 Inside 20-yard line5 at Oklahoma State (2020)

BUJCEVSKI'S 2018 GAME-BY-GAME PUNTING STATS

Date	Opponent	Punts	Avg	Long	TB	FC	I20
Sept. 1	at Maryland	9	37.7	56	0	2	2
Sept. 8	Tulsa	4	36.5	52	0	1	2
Sept. 15	USC	4	36.3	40	0	1	1
Sept. 22	TCU	5	39.6	45	0	4	0
Sept. 29	at Kansas State	3	36.7	44	0	2	2
Oct. 6	vs. Oklahoma	4	36.3	45	0	1	0
Oct. 13	Baylor	4	47.8	56	0	1	3
Oct. 27	at Oklahoma State	7	43.7	55	0	2	1
Nov. 3	West Virginia	1	48.0	48	0	0	1
Nov. 10	at Texas Tech	3	42.7	51	0	1	0
Nov. 17	Iowa State	5	44.4	47	0	0	1
Nov. 23	at Kansas	5	40.6	46	0	2	0
Dec. 1	vs. Oklahoma &	4	37.3	46	1	1	1
Jan. 1	vs. Georgia!	5	41.4	52	0	3	4

BUJCEVSKI'S 2019 GAME-BY-GAME PUNTING STATS

Date	Opponent	Punts	Avg	Long	TB	FC	I20
Aug. 31	Louisiana Tech	3	41.0	48	0	2	1
Sept. 7	LSU	3	44.0	55	1	0	1
Sept. 14	at Rice	2	44.5	46	0	2	1
Sept. 21	Oklahoma State	4	34.0	42	1	2	3
Oct. 5	at West Virginia	7	41.3	45	0	3	2
Oct. 12	vs. Oklahoma	7	40.1	47	0	2	1
Oct. 19	Kansas	1	55.0	55	0	0	0
Oct. 26	at TCU	3	45.3	56	1	1	1
Nov. 9	Kansas State		DNP				
Nov. 16	at Iowa State		DNP				
Nov. 23	at Baylor		DNP				
Nov. 29	Texas Tech		DNP				
Dec. 31	vs. Utah*	2	47.0	49	0	1	0

BUJCEVSKI'S 2020 GAME-BY-GAME PUNTING STATS

Date	Opponent	Punts	Avg	Long	TB	FC	I20
Sept. 12	UTEP	2	40.5	45	0	0	0
Sept. 26	at Texas Tech	5	40.0	59	0	2	1
Oct. 3	TCU	6	45.0	52	0	0	1
Oct. 10	vs. Oklahoma	7	43.1	60	0	2	4
Oct. 24	Baylor	4	37.5	50	0	0	1
Oct. 31	at Oklahoma State	9	47.1	58	0	5	5
Nov. 7	West Virginia	6	43.3	49	0	0	3
Nov. 27	Iowa State		DNP				
Dec. 5	at Kansas State		DNP				
Dec. 12	at Kansas		Canceled				
Dec. 29	vs. Colorado#		DNP				

BUJCEVSKI'S 2021 GAME-BY-GAME PUNTING STATS

Date	Opponent	Punts	Avg	Long	TB	FC	I20
Sept. 4	at Louisiana			DNP			
Sept. 11	at Arkansas						
Sept. 18	Rice						
Sept. 25	Texas Tech						
Oct. 2	at TCU						
Oct. 9	vs. Oklahoma						
Oct. 16	Oklahoma State						
Oct. 30	at Baylor						
Nov. 6	at Iowa State						
Nov. 13	Kansas						
Nov. 20	at West Virginia						
Nov. 26	Kansas State						

BUJCEVSKI'S CAREER PUNTING STATS

Year	G	Punts	Yds	Avg	Long	TB	FC	I20
2018	14	63	2537	40.3	56	1	21	18
2019	9	32	1335	41.7	56	3	13	10
2020	7	38	1687	43.3	60	0	9	15
2021	-	-	-	-	-	-	-	-
Career	30	134	5559	41.5	60	4	43	43

9 JOSH THOMPSON

DB | 6-0 | 191 | SR-4L

NACOGDOCHES, TEXAS | NACOGDOCHES

CAREER HIGHS

Tackles6 vs. San Jose State (2017)
 Solo tackles5 vs. San Jose State State (2019)
 Tackles for loss1.0, twice, last at Kansas State (2020)
 SacksNone
 Interceptions1 vs. UTEP (2020)
 Pass breakups1, five times, last vs. Colorado (2020)
 Forced fumblesNone
 Fumbles recoveredNone
 Blocked kicksNone

CAREER TOTALS

Games with 5-plus tackles3, last vs. Louisiana Tech (2019)
 Games with 8-plus tacklesNone
 Games with 10-plus tacklesNone

THOMPSON'S 2017 GAME-BY-GAME DEFENSIVE STATS

Date	Opponent	TKL(Solo)	TFL	Sacks	Int	PBU	FF	FR	Blk
Sept. 2	Maryland	2 (2)	0	0	0	0	0	0	0
Sept. 9	San Jose State	6 (5)	0	0	0	0	0	0	0
Sept. 16	at USC		DNP						
Sept. 28	at Iowa State		DNP						
Oct. 7	Kansas State		DNP						
Oct. 14	vs. Oklahoma	0 (0)	0	0	0	0	0	0	0
Oct. 21	Oklahoma State	2 (1)	0	0	0	0	0	0	0
Oct. 28	at Baylor	1 (1)	0	0	0	0	0	0	0
Nov. 4	at TCU	0 (0)	0	0	0	0	0	0	0
Nov. 11	Kansas	0 (0)	0	0	0	0	0	0	0
Nov. 18	at West Virginia		DNP						
Nov. 24	Texas Tech	0 (0)	0	0	0	0	0	0	0
Dec. 27	Missouri ^A	2 (2)	0	0	0	1	0	0	0

THOMPSON'S 2018 GAME-BY-GAME DEFENSIVE STATS

Date	Opponent	TKL(Solo)	TFL	Sacks	Int	PBU	FF	FR	Blk
Sept. 1	at Maryland	0 (0)	0	0	0	0	0	0	0
Sept. 8	Tulsa	2 (2)	0	0	0	1	0	0	0
Sept. 15	USC	3 (3)	0	0	0	0	0	0	0
Sept. 22	TCU	0 (0)	0	0	0	0	0	0	0
Sept. 29	at Kansas State	1 (1)	0	0	0	0	0	0	0
Oct. 6	vs. Oklahoma	1 (0)	0	0	0	0	0	0	0
Oct. 13	Baylor	0 (0)	0	0	0	0	0	0	0
Oct. 27	at Oklahoma State	4 (3)	0	0	0	0	0	0	0
Nov. 3	West Virginia	5 (2)	0	0	0	0	0	0	0
Nov. 10	at Texas Tech	3 (3)	0	0	0	0	0	0	0
Nov. 17	Iowa State		DNP						
Nov. 23	at Kansas	1 (1)	0	0	0	0	0	0	0
Dec. 1	vs. Oklahoma &	1 (1)	0	0	0	0	0	0	0
Jan. 1	vs. Georgia!	1 (1)	0	0	0	0	0	0	0

THOMPSON'S 2019 GAME-BY-GAME DEFENSIVE STATS

Date	Opponent	TKL(Solo)	TFL	Sacks	Int	PBU	FF	FR	Blk
Aug. 31	Louisiana Tech	5 (4)	1.0	0	0	0	0	0	0
Sept. 7	LSU	0 (0)	0	0	0	0	0	0	0
Sept. 14	at Rice	4 (4)	0	0	0	0	0	0	0
Sept. 21	Oklahoma State	3 (1)	0.5	0	0	0	0	0	0
Oct. 5	at West Virginia		DNP						
Oct. 12	vs. Oklahoma		DNP						
Oct. 19	Kansas		DNP						
Oct. 26	at TCU		DNP						
Nov. 9	Kansas State		DNP						
Nov. 16	at Iowa State		DNP						
Nov. 23	at Baylor		DNP						
Nov. 29	Texas Tech		DNP						
Dec. 31	vs. Utah*		DNP						

THOMPSON'S 2020 GAME-BY-GAME DEFENSIVE STATS

Date	Opponent	TKL(Solo)	TFL	Sacks	Int	PBU	FF	FR	Blk
Sept. 12	UTEP	2 (0)	0.5	0	1	0	0	0	0
Sept. 26	at Texas Tech	4 (3)	0	0	0	0	0	0	0
Oct. 3	TCU	1 (0)	0	0	0	0	0	0	0
Oct. 10	vs. Oklahoma	4 (3)	1.0	0	0	0	0	0	0
Oct. 24	Baylor	3 (2)	0	0	0	1	0	0	0
Oct. 31	at Oklahoma State	3 (2)	0	0	0	0	0	0	0
Nov. 7	West Virginia	3 (3)	0	0	0	0	0	0	0
Nov. 27	Iowa State	3 (2)	0.5	0	0	1	0	0	0
Dec. 5	at Kansas State	2 (2)	1.0	0	0	0	0	0	0
Dec. 12	at Kansas			Canceled					
Dec. 29	vs. Colorado#	3 (2)	0	0	0	1	0	0	0

THOMPSON'S 2021 GAME-BY-GAME DEFENSIVE STATS

Date	Opponent	TKL(Solo)	TFL	Sacks	Int	PBU	FF	FR	Blk
Sept. 4	Louisiana	3 (2)	0	0	0	0	0	0	0
Sept. 11	at Arkansas								
Sept. 18	Rice								
Sept. 25	Texas Tech								
Oct. 2	at TCU								
Oct. 9	vs. Oklahoma								
Oct. 16	Oklahoma State								
Oct. 30	at Baylor								
Nov. 6	at Iowa State								
Nov. 13	Kansas								
Nov. 20	at West Virginia								
Nov. 26	Kansas State								

THOMPSON'S CAREER DEFENSIVE STATS

Year	G	TKL	Solo	TFL-Yds	Sack-Yds	Int	PBU	FF	FR	Blk
2017	9	13	11	0-0	0-0	0	1	0	0	0
2018	13	22	17	0-0	0-0	0	1	0	0	0
2019	4	12	9	1.5-4	0-0	0	0	0	0	0
2020	10	28	19	3-8	0-0	1	4	0	0	0
2021	1	3	2	0-0	0-0	0	0	0	0	0
Career	37	78	58	4.5-12	0-0	1	6	0	0	0

11 CASEY THOMPSON

QB | 6-1 | 190 | SO-1L

OKLAHOMA CITY, OKLA. | NEWCASTLE

CAREER HIGHS

Completions8 vs. Colorado (2020)
 Attempts10 vs. Colorado (2020)
 Passing Yards170 vs. Colorado (2020)
 Passing TDs4 vs. Colorado (2020)
 Long Pass73 vs. Colorado (2020)
 Carries4 vs. Colorado (2020)
 Rushing Yards17 vs. Colorado (2020)
 Rushing TDs1 vs. Louisiana Tech (2019)
 Long Rush22 vs. Colorado (2020)
 Total Offense187 vs. Colorado (2020)
 Total TDs4 vs. Colorado (2020)

CAREER TOTALS

200-yard passing gamesNone
 300-yard passing gamesNone
 400-yard passing gamesNone
 Games with 2+ pass TDs2, last vs. Colorado (2020)
 Games with 3+ pass TDs1 vs. Colorado (2020)
 Games with 4+ pass TDs1 vs. Colorado (2020)
 Record as a starter0-0 (.000)

SELECT PLAYERS GAME-BY-GAME STATISTICS

THOMPSON'S 2019 GAME-BY-GAME PASSING STATS

Date	Opponent	Comp	Att	INT	Yds	TD	Long	Sack
Aug. 31	Louisiana Tech	3	5	0	25	0	13	0
Sept. 7	LSU				DNP			
Sept. 14	at Rice	5	7	0	59	0	37	0
Sept. 21	Oklahoma State				DNP			
Oct. 5	at West Virginia				DNP			
Oct. 12	vs. Oklahoma				DNP			
Oct. 19	Kansas				DNP			
Oct. 26	at TCU				DNP			
Nov. 9	Kansas State				DNP			
Nov. 16	at Iowa State				DNP			
Nov. 23	at Baylor				DNP			
Nov. 29	Texas Tech	0	0	0	0	0	0	0
Dec. 31	vs. Utah*	0	0	0	0	0	0	0

THOMPSON'S 2019 GAME-BY-GAME RUSHING STATS

Date	Opponent	Att	Yds	TD	Long	Avg
Aug. 31	Louisiana Tech	2	11	1	9	5.5
Sept. 7	LSU				DNP	
Sept. 14	at Rice	3	-5	0	3	-1.7
Sept. 21	Oklahoma State				DNP	
Oct. 5	at West Virginia				DNP	
Oct. 12	vs. Oklahoma				DNP	
Oct. 19	Kansas				DNP	
Oct. 26	at TCU				DNP	
Nov. 9	Kansas State				DNP	
Nov. 16	at Iowa State				DNP	
Nov. 23	at Baylor				DNP	
Nov. 29	Texas Tech	2	9	0	9	4.5
Dec. 31	vs. Utah*	3	7	0	8	2.3

THOMPSON'S 2020 GAME-BY-GAME PASSING STATS

Date	Opponent	Comp	Att	INT	Yds	TD	Long	Sack
Sept. 12	UTEP	4	7	0	55	2	35	0
Sept. 26	at Texas Tech				DNP			
Oct. 3	TCU				DNP			
Oct. 10	vs. Oklahoma				DNP			
Oct. 24	Baylor				DNP			
Oct. 31	at Oklahoma State				DNP			
Nov. 7	West Virginia				DNP			
Nov. 27	Iowa State				DNP			
Dec. 5	at Kansas State	0	0	0	0	0	0	0
Dec. 12	at Kansas				Canceled			
Dec. 29	vs. Colorado#	8	10	0	170	4	73	1

THOMPSON'S 2020 GAME-BY-GAME RUSHING STATS

Date	Opponent	Att	Yds	TD	Long	Avg
Sept. 12	UTEP	1	9	0	9	9.0
Sept. 26	at Texas Tech				DNP	
Oct. 3	TCU				DNP	
Oct. 10	vs. Oklahoma				DNP	
Oct. 24	Baylor				DNP	
Oct. 31	at Oklahoma State				DNP	
Nov. 7	West Virginia				DNP	
Nov. 27	Iowa State				DNP	
Dec. 5	at Kansas State	3	5	0	3	1.7
Dec. 12	at Kansas				Canceled	
Dec. 29	vs. Colorado#	4	17	0	22	4.2

THOMPSON'S 2021 GAME-BY-GAME PASSING STATS

Date	Opponent	Comp	Att	INT	Yds	TD	Long
Sept. 4	Louisiana	-	-	-	-	-	-
Sept. 11	at Arkansas	-	-	-	-	-	-
Sept. 18	Rice	-	-	-	-	-	-
Sept. 25	Texas Tech	-	-	-	-	-	-
Oct. 2	at TCU	-	-	-	-	-	-
Oct. 9	vs. Oklahoma	-	-	-	-	-	-
Oct. 16	Oklahoma State	-	-	-	-	-	-
Oct. 30	at Baylor	-	-	-	-	-	-
Nov. 6	at Iowa State	-	-	-	-	-	-
Nov. 13	Kansas	-	-	-	-	-	-
Nov. 20	at West Virginia	-	-	-	-	-	-
Nov. 26	Kansas State	-	-	-	-	-	-

THOMPSON'S 2021 GAME-BY-GAME RUSHING STATS

Date	Opponent	Att	Yds	TD	Long	Avg
Sept. 4	Louisiana	-	-	-	-	-
Sept. 11	at Arkansas	-	-	-	-	-
Sept. 18	Rice	-	-	-	-	-
Sept. 25	Texas Tech	-	-	-	-	-
Oct. 2	at TCU	-	-	-	-	-
Oct. 9	vs. Oklahoma	-	-	-	-	-
Oct. 16	Oklahoma State	-	-	-	-	-
Oct. 30	at Baylor	-	-	-	-	-
Nov. 6	at Iowa State	-	-	-	-	-
Nov. 13	Kansas	-	-	-	-	-
Nov. 20	at West Virginia	-	-	-	-	-
Nov. 26	Kansas State	-	-	-	-	-

THOMPSON'S CAREER PASSING STATS

Year	G	Att	Comp	Int	Yds	TD	Lg	Pct	Avg/P	Avg/G	Effic
2018	0	0	0	0	0	0	0	0.0	0.0	0.0	0.0
2019	4	12	8	0	84	0	37	66.7	7.0	21.0	125.5
2020	3	17	12	0	225	6	73	70.6	13.2	75.0	298.2
2021	1	4	5	0	41	1	16	80.0	8.2	41.0	214.9
TOTAL	8	33	25	0	350	7	73	70.6	10.3	43.8	225.0

THOMPSON'S CAREER RUSHING STATS

Year	G	Att	Yds	TD	Lg	Avg/C	Avg/G
2018	0	0	0	0	0	0.0	0.0
2019	4	10	22	1	9	2.2	5.5
2020	3	8	31	0	22	3.9	10.3
2021	1	0	0	0	0	0.0	0.0
TOTAL	8	18	53	1	22	2.9	6.6

17 CAMERON DICKER

K | 6-1 | 216 | SR-3L
AUSTIN, TEXAS | LAKE TRAVIS

CAREER HIGHS

Field goals made.....	3, three times, last vs. Kansas State (2019)
Field goals attempted.....	5 vs. Baylor (2018)
Long field goal.....	57 at Rice (2019)
PAT made.....	9 at Kansas State (2020)
PAT attempted.....	9 at Kansas State (2020)

CAREER TOTALS

40-yard field goals made.....	18
40-yard field goals attempted.....	27
50-yard field goals made.....	2
50-yard field goals attempted.....	5
Game-winning walk-off kicks.....	2, last vs. Kansas State (2019)

DICKER'S 2018 GAME-BY-GAME KICKING STATS

Date	Opponent	FG	FGA	Long	PAT	KO	TB
Sept. 1	at Maryland	0	0	0	3-3	5	3
Sept. 8	Tulsa	0	0	0	4-4	5	4
Sept. 15	USC	3	3	46	4-4	7	5
Sept. 22	TCU	1	3	34	4-4	6	2
Sept. 29	at Kansas State	1	2	28	2-2	4	0
Oct. 6	vs. Oklahoma	2	2	44	6-6	9	6
Oct. 13	Baylor	3	5	47	2-2	5	5
Oct. 27	at Oklahoma State	0	0	0	5-5	5	4
Nov. 3	West Virginia	2	2	38	5-5	8	7
Nov. 10	at Texas Tech	2	2	52	5-5	8	5
Nov. 17	Iowa State	1	2	22	3-3	5	1
Nov. 23	at Kansas	1	1	34	3-3	5	2
Dec. 1	vs. Oklahoma &	0	0	0	3-4	6	5
Jan. 1	vs. Georgia!	2	3	37	2-2	5	3

DICKER'S 2019 GAME-BY-GAME KICKING STATS

Date	Opponent	FG	FGA	Long	PAT	KO	TB
Aug. 31	Louisiana Tech	1	2	43	6-6	7	1
Sept. 7	LSU	1	1	47	5-5	7	4
Sept. 14	at Rice	2	2	57	6-6	7	7
Sept. 21	Oklahoma State	0	0	0	4-4	6	4
Oct. 5	at West Virginia	0	1	0	4-4	6	4
Oct. 12	vs. Oklahoma	2	2	49	3-3	4	3
Oct. 19	Kansas	2	2	39	6-6	8	6
Oct. 26	at TCU	2	3	38	3-3	6	3
Nov. 9	Kansas State	3	3	36	3-3	5	4
Nov. 16	at Iowa State	0	0	0	3-3	4	2
Nov. 23	at Baylor	1	1	48	1-1	2	1
Nov. 29	Texas Tech	0	0	0	5-6	8	3
Dec. 31	vs. Utah*	1	1	29	5-5	7	7

DICKER'S 2020 GAME-BY-GAME KICKING STATS

Date	Opponent	FG	FGA	Long	PAT	KO	TB
Sept. 12	UTEP	1	2	32	8-8	10	9
Sept. 26	at Texas Tech	2	2	43	7-7	9	9
Oct. 3	TCU	0	0	0	3-3	5	5
Oct. 10	vs. Oklahoma	1	2	34	6-6	5	4
Oct. 24	Baylor	2	2	42	3-3	6	4
Oct. 31	at Oklahoma State	2	2	40	3-4	7	7
Nov. 7	West Virginia	1	2	34	2-2	4	4
Nov. 27	Iowa State	2	3	42	2-2	5	5
Dec. 5	at Kansas State	2	3	28	9-9	12	7
Dec. 12	at Kansas				Canceled		
Dec. 29	vs. Colorado#	2	3	53	7-7	10	7

DICKER'S 2021 GAME-BY-GAME KICKING STATS

Date	Opponent	FG	FGA	Long	PAT	KO	TB
Sept. 4	Louisiana	1	2	49	5-5	7	6
Sept. 11	at Arkansas	-	-	-	-	-	-
Sept. 18	Rice	-	-	-	-	-	-
Sept. 25	Texas Tech	-	-	-	-	-	-
Oct. 2	at TCU	-	-	-	-	-	-
Oct. 9	vs. Oklahoma	-	-	-	-	-	-
Oct. 16	Oklahoma State	-	-	-	-	-	-
Oct. 30	at Baylor	-	-	-	-	-	-
Nov. 6	at Iowa State	-	-	-	-	-	-
Nov. 13	Kansas	-	-	-	-	-	-
Nov. 20	at West Virginia	-	-	-	-	-	-
Nov. 26	Kansas State	-	-	-	-	-	-

DICKER'S CAREER KICKING STATS

Year	G	FG-FGA	Long	Pct	PAT	KO	TB
2018	14	18-25	52	72.0	51-52	83	52
2019	13	14-18	57	77.8	56-57	78	49
2020	10	15-21	53	71.4	50-51	74	61
2021	1	1-2	49	50.0	5-5	7	6
Career	38	48-65	57	74.0	162-165	241	168

SELECT PLAYERS GAME-BY-GAME STATISTICS

25 B.J. FOSTER

DB | 6-2 | 199 | SR-3L

ANGLETON, TEXAS | ANGLETON

CAREER HIGHS

Tackles13 vs. Oklahoma (2020)
Solo tackles5, twice, last vs. Oklahoma (2020)
Tackles for loss2.0 vs. Oklahoma State (2018)
Sacks1, three times, last vs. LSU (2019)
Interceptions1, twice, last at West Virginia (2019)
Pass breakups1, 11 times last vs. Iowa State (2020)
Forced fumbles1, twice, last vs. Georgia (2018)
Fumbles recoveredNone
Blocked kicksNone

CAREER TOTALS

Games with 5-plus tackles13, last vs. Colorado (2020)
Games with 8-plus tackles2, last vs. Oklahoma (2020)
Games with 10-plus tackles1, last vs. Oklahoma (2020)

FOSTER'S 2018 GAME-BY-GAME DEFENSIVE STATS

Date	Opponent	TKL(Solo)	TFL	Sacks	Int	PBU	FF	FR	Blk
Sept. 1	at Maryland	2 (2)	0	0	0	0	0	0	0
Sept. 8	Tulsa	0 (0)	0	0	1	0	0	0	0
Sept. 15	USC	1 (1)	0	0	0	0	1	0	0
Sept. 22	TCU	0 (0)	0	0	0	0	0	0	0
Sept. 29	at Kansas State		DNP						
Oct. 6	vs. Oklahoma	6 (5)	2.0	1.0	0	1	0	0	0
Oct. 13	Baylor	6 (4)	0	0	0	1	0	0	0
Oct. 27	at Oklahoma State	6 (3)	1.0	0	0	1	0	0	0
Nov. 3	West Virginia	2 (2)	0	0	0	0	0	0	0
Nov. 10	at Texas Tech	5 (3)	0.5	0.5	0	0	0	0	0
Nov. 17	Iowa State	5 (3)	1.0	1.0	0	0	0	0	0
Nov. 23	at Kansas	3 (3)	1.0	0	0	1	0	0	0
Dec. 1	vs. Oklahoma &	7 (4)	0	0	0	0	0	0	0
Jan. 1	vs. Georgia !	3 (3)	0	0	0	1	1	0	0

JAMISON'S 2019 GAME-BY-GAME DEFENSIVE STATS

Date	Opponent	TKL(Solo)	TFL	Sacks	Int	PBU	FF	FR	Blk
Aug. 31	Louisiana Tech	6 (4)	0	0	0	0	0	0	0
Sept. 7	LSU	8 (6)	1.0	1.0	0	0	0	0	0
Sept. 14	at Rice		DNP	0					
Sept. 21	Oklahoma State		DNP						
Oct. 5	at West Virginia	3 (2)	1.0	0	1	0	0	0	0
Oct. 12	vs. Oklahoma	3 (1)	0	0	0	0	0	0	0
Oct. 19	Kansas	5 (3)	0.5	0	0	0	0	0	0
Oct. 26	at TCU		DNP						
Nov. 9	Kansas State	3 (2)	1.5	0.5	0	1	0	0	0
Nov. 16	at Iowa State	2 (1)	0	0	0	0	0	0	0
Nov. 23	at Baylor		DNP						
Nov. 29	Texas Tech	2 (1)	0	0	0	0	0	0	0
Dec. 31	vs. Utah*	2 (2)	0	0	0	0	0	0	0

JAMISON'S 2020 GAME-BY-GAME DEFENSIVE STATS

Date	Opponent	TKL(Solo)	TFL	Sacks	Int	PBU	FF	FR	Blk
Sept. 12	UTEP	0 (0)	0	0	0	0	0	0	0
Sept. 26	at Texas Tech	7 (2)	0	0	0	0	0	0	0
Oct. 3	TCU	4 (2)	0	0	0	0	0	0	0
Oct. 10	vs. Oklahoma	13 (5)	0	0	0	1	0	0	0
Oct. 24	Baylor	6 (3)	1.0	0	0	1	0	0	0
Oct. 31	at Oklahoma State	3 (3)	0	0	0	0	0	0	0
Nov. 7	West Virginia	1 (1)	0	0	0	0	0	0	0
Nov. 27	Iowa State	3 (3)	0	0	0	1	0	0	0
Dec. 5	at Kansas State		DNP						
Dec. 12	at Kansas		Canceled						
Dec. 29	vs. Colorado#	5 (4)	0	0	0	0	0	0	0

FOSTER'S 2021 GAME-BY-GAME DEFENSIVE STATS

Date	Opponent	TKL(Solo)	TFL	Sacks	Int	PBU	FF	FR	Blk
Sept. 4	Louisiana	6 (1)	0	0	0	0	0	0	0
Sept. 11	at Arkansas	-	-	-	-	-	-	-	-
Sept. 18	Rice	-	-	-	-	-	-	-	-
Sept. 25	Texas Tech	-	-	-	-	-	-	-	-
Oct. 2	at TCU	-	-	-	-	-	-	-	-
Oct. 9	vs. Oklahoma	-	-	-	-	-	-	-	-
Oct. 16	Oklahoma State	-	-	-	-	-	-	-	-
Oct. 30	at Baylor	-	-	-	-	-	-	-	-
Nov. 6	at Iowa State	-	-	-	-	-	-	-	-
Nov. 13	Kansas	-	-	-	-	-	-	-	-
Nov. 20	at West Virginia	-	-	-	-	-	-	-	-
Nov. 26	Kansas State	-	-	-	-	-	-	-	-

FOSTER'S CAREER DEFENSIVE STATS

Year	G	TKL	Solo	TFL-Yds	Sack-Yds	Int	PBU	FF	FR	Blk
2018	13	46	33	9-33	2.5-22	1	6	2	0	0
2019	9	34	22	4-10	1.5-7	1	2	0	0	0
2020	9	42	26	1-2	0-0	0	3	0	0	0
2021	1	6	1	0-0	0-0	0	0	0	0	0
Career	32	128	82	14.0-45	4-29	2	11	1	0	0

80 CADE BREWER

TE | 6-4 | 243 | SR-4L

AUSTIN, TEXAS | LAKE TRAVIS

CAREER HIGHS

Receptions4 at Oklahoma State (2020)
Receiving Yards71 vs. Kansas (2019)
Receiving TDs1, six times, last vs. Louisiana (2021)
Long Reception51 vs. Kansas (2019)

CAREER TOTALS

100-yard receiving gamesNone
Multiple receiving TD gamesNone

BREWER'S 2017 GAME-BY-GAME RECEIVING STATS

Date	Opponent	No.	Yds	TD	Long
Sept. 2	Maryland	0	0	0	0
Sept. 9	San Jose State	0	0	0	0
Sept. 16	at USC	1	3	1	3
Sept. 28	at Iowa State	1	6	0	6
Oct. 7	Kansas State	0	0	0	0
Oct. 14	vs. Oklahoma	2	27	0	21
Oct. 21	Oklahoma State	1	15	0	15
Oct. 28	at Baylor	2	18	0	10
Nov. 4	at TCU	1	3	0	3
Nov. 11	Kansas	1	8	1	8
Nov. 18	at West Virginia		DNP		
Nov. 24	Texas Tech		DNP		
Dec. 27	vs. Missouri^		DNP		

BREWER'S 2018 GAME-BY-GAME RECEIVING STATS

Date	Opponent	No.	Yds	TD	Long
Sept. 1	at Maryland	1	13	0	13
Sept. 8	Tulsa	1	6	0	6
Sept. 15	USC	0	0	0	0
Sept. 22	TCU	0	0	0	0
Sept. 29	at Kansas State	0	0	0	0
Oct. 6	vs. Oklahoma	0	0	0	0
Oct. 13	Baylor	0	0	0	0
Oct. 27	at Oklahoma State	0	0	0	0
Nov. 3	West Virginia	0	0	0	0
Nov. 10	at Texas Tech	0	0	0	0
Nov. 17	Iowa State	0	0	0	0
Nov. 23	at Kansas	0	0	0	0
Dec. 1	vs. Oklahoma &	0	0	0	0
Jan. 1	vs. Georgia !	0	0	0	0

BREWER'S 2019 GAME-BY-GAME RECEIVING STATS

Date	Opponent	No.	Yds	TD	Long
Aug. 31	Louisiana Tech	2	8	0	5
Sept. 7	LSU	1	6	0	6
Sept. 14	at Rice	0	0	0	0
Sept. 21	Oklahoma State	2	29	1	25
Oct. 5	at West Virginia	1	25	0	25
Oct. 12	vs. Oklahoma	1	10	0	10
Oct. 19	Kansas	3	71	0	51
Oct. 26	at TCU	0	0	0	0
Nov. 9	Kansas State		DNP		
Nov. 16	at Iowa State		DNP		
Nov. 23	at Baylor		DNP		
Nov. 29	Texas Tech		DNP		
Dec. 31	vs. Utah*	1	10	0	10

BREWER'S 2020 GAME-BY-GAME RECEIVING STATS

Date	Opponent	No.	Yds	TD	Long
Sept. 12	UTEP	3	40	1	20
Sept. 26	at Texas Tech	1	11	0	11
Oct. 3	TCU	1	1	0	1
Oct. 10	vs. Oklahoma	0	0	0	0
Oct. 24	Baylor	1	13	0	13
Oct. 31	at Oklahoma State	4	16	0	10
Nov. 7	West Virginia	0	0	0	0
Nov. 27	Iowa State	2	14	0	9
Dec. 5	at Kansas State	1	15	1	15
Dec. 12	at Kansas		Canceled		
Dec. 29	vs. Colorado#	2	59	0	38

BREWER'S 2021 GAME-BY-GAME RECEIVING STATS

Date	Opponent	No.	Yds	TD	Long
Sept. 4	Louisiana	1	6	1	6
Sept. 11	at Arkansas	-	-	-	-
Sept. 18	Rice	-	-	-	-
Sept. 25	Texas Tech	-	-	-	-
Oct. 2	at TCU	-	-	-	-
Oct. 9	vs. Oklahoma	-	-	-	-
Oct. 16	Oklahoma State	-	-	-	-
Oct. 30	at Baylor	-	-	-	-
Nov. 6	at Iowa State	-	-	-	-
Nov. 13	Kansas	-	-	-	-
Nov. 20	at West Virginia	-	-	-	-
Nov. 26	Kansas State	-	-	-	-

BREWER'S CAREER RECEIVING STATS

Year	G	Rec	Yds	TD	Lg	Rec/G	Avg/C	Avg/G
2017	10	9	80	2	21	0.9	8.9	8.0
2018	14	2	19	0	13	0.1	9.5	1.4
2019	9	11	159	1	51	1.2	14.5	17.7
2020	10	15	169	2	38	1.5	11.3	16.9
2021	1	1	6	1	6	1.0	6.0	6.0
TOTAL	44	38	433	6	51	0.9	11.4	9.8

SELECT PLAYERS GAME-BY-GAME STATISTICS

98 MORO OJOMO

DL | 6-3 | 286 | JR-2L
KATY, TEXAS | KATY

CAREER HIGHS

Tackles.....	4 vs. TCU (2020)
Solo tackles.....	2, twice, last at Texas Tech (2020)
Tackles for loss.....	1.5 vs. Baylor (2020)
Sacks.....	1.0, twice, last vs. West Virginia (2020)
Interceptions.....	None
Pass breakups.....	1, twice last vs. Louisiana (2021)
Forced fumbles.....	None
Fumbles recovered.....	1 vs. Kansas State (2019)
Blocked kicks.....	None

CAREER TOTALS

Games with 5-plus tackles.....	1 vs. West Virginia (2020)
Games with 8-plus tackles.....	None
Games with 10-plus tackles.....	None

OJOMO'S 2018 GAME-BY-GAME DEFENSIVE STATS

Date	Opponent	TKL(Solo)	TFL	Sacks	Int	PBU	FF	FR	Blk
Sept. 1	at Maryland								DNP
Sept. 8	Tulsa								DNP
Sept. 15	USC								DNP
Sept. 22	TCU								DNP
Sept. 29	at Kansas State								DNP
Oct. 6	vs. Oklahoma								DNP
Oct. 13	Baylor								DNP
Oct. 27	at Oklahoma State								DNP
Nov. 3	West Virginia	0 (0)	0	0	0	0	0	0	0
Nov. 10	at Texas Tech								DNP
Nov. 17	Iowa State								DNP
Nov. 23	at Kansas								DNP
Dec. 1	vs. Oklahoma &	0 (0)	0	0	0	0	0	0	0
Jan. 1	vs. Georgia!	0 (0)	0	0	0	0	0	0	0

OJOMO'S 2019 GAME-BY-GAME DEFENSIVE STATS

Date	Opponent	TKL(Solo)	TFL	Sacks	Int	PBU	FF	FR	Blk
Aug. 31	Louisiana Tech	1 (0)	0	0	0	0	0	0	0
Sept. 7	LSU	0 (0)	0	0	0	0	0	0	0
Sept. 14	at Rice	0 (0)	0	0	0	0	0	0	0
Sept. 21	Oklahoma State	3 (2)	0.5	0	0	0	0	0	0
Oct. 5	at West Virginia	1 (1)	0	0	0	0	0	0	0
Oct. 12	vs. Oklahoma	0 (0)	0	0	0	0	0	0	0
Oct. 19	Kansas	1 (0)	0	0	0	0	0	0	0
Oct. 26	at TCU	1 (0)	0	0	0	0	0	0	0
Nov. 9	Kansas State	1 (1)	0	0	0	0	0	1	0
Nov. 16	at Iowa State	0 (0)	0	0	0	0	0	0	0
Nov. 23	at Baylor	1 (1)	0	0	0	0	0	0	0
Nov. 29	Texas Tech	1 (1)	1.0	0	0	0	0	0	0
Dec. 31	vs. Utah*	3 (1)	1.0	0	0	0	0	0	0

OJOMO'S 2020 GAME-BY-GAME DEFENSIVE STATS

Date	Opponent	TKL(Solo)	TFL	Sacks	Int	PBU	FF	FR	Blk
Sept. 12	UTEP	0 (0)	0	0	0	0	0	0	0
Sept. 26	at Texas Tech	2 (2)	0	0	0	0	0	0	0
Oct. 3	TCU	4 (1)	0	0	0	0	0	0	0
Oct. 10	vs. Oklahoma	2 (1)	0	0	0	1	0	0	0
Oct. 24	Baylor	3 (2)	1.5	1.0	0	0	0	0	0
Oct. 31	at Oklahoma State	3 (1)	0	0	0	0	0	0	0
Nov. 7	West Virginia	5 (2)	1.0	1.0	0	0	0	0	0
Nov. 27	Iowa State	0 (0)	0	0	0	0	0	0	0
Dec. 5	at Kansas State	1 (1)	0	0	0	0	0	0	0
Dec. 12	at Kansas								Canceled
Dec. 29	vs. Colorado#	1 (0)	0	0	0	0	0	0	0

OJOMO'S 2021 GAME-BY-GAME DEFENSIVE STATS

Date	Opponent	TKL(Solo)	TFL	Sacks	Int	PBU	FF	FR	Blk
Sept. 4	Louisiana	1	0	0	0	1	0	0	0
Sept. 11	at Arkansas	-	-	-	-	-	-	-	-
Sept. 18	Rice	-	-	-	-	-	-	-	-
Sept. 25	Texas Tech	-	-	-	-	-	-	-	-
Oct. 2	at TCU	-	-	-	-	-	-	-	-
Oct. 9	vs. Oklahoma	-	-	-	-	-	-	-	-
Oct. 16	Oklahoma State	-	-	-	-	-	-	-	-
Oct. 30	at Baylor	-	-	-	-	-	-	-	-
Nov. 6	at Iowa State	-	-	-	-	-	-	-	-
Nov. 13	Kansas	-	-	-	-	-	-	-	-
Nov. 20	at West Virginia	-	-	-	-	-	-	-	-
Nov. 26	Kansas State	-	-	-	-	-	-	-	-

OJOMO'S CAREER DEFENSIVE STATS

Year	G	Tkl	Solo	TFL-Yds	Sack-Yds	Int	PBU	FF	FR	Blk
2018	3	0	0	0-0	0-0	0	0	0	0	0
2019	13	13	7	2.5-6	0-0	0	0	0	1	0
2020	10	21	10	2.5-15	2.0-14	0	1	0	0	0
2021	1	1	0	0-0	0-0	0	1	0	0	0
Career	27	35	17	5.0-21	2.0-14	0	2	0	1	0

99 KEONDRE COBURN

DL | 6-2 | 346 | JR-2L
HOUSTON, TEXAS | WESTFIELD

CAREER HIGHS

Tackles.....	11 vs. TCU (2020)
Solo tackles.....	4 vs. TCU (2020)
Tackles for loss.....	2.0 vs. TCU (2020)
Sacks.....	1.0, twice, last vs. Texas Tech (2019)
Interceptions.....	None
Pass breakups.....	1 vs. Baylor (2020)
Forced fumbles.....	1 vs. Texas Tech (2019)
Fumbles recovered.....	None
Blocked kicks.....	1 vs. Louisiana (2021)

CAREER TOTALS

Games with 5-plus tackles.....	2, last vs. Colorado (2020)
Games with 8-plus tackles.....	1 vs. TCU (2020)
Games with 10-plus tackles.....	1 vs. TCU (2020)

COBURN'S 2018 GAME-BY-GAME DEFENSIVE STATS

Date	Opponent	TKL(Solo)	TFL	Sacks	Int	PBU	FF	FR	Blk
Sept. 1	at Maryland								DNP
Sept. 8	Tulsa								DNP
Sept. 15	USC								DNP
Sept. 22	TCU								DNP
Sept. 29	at Kansas State								DNP
Oct. 6	vs. Oklahoma								DNP
Oct. 13	Baylor								DNP
Oct. 27	at Oklahoma State								DNP
Nov. 3	West Virginia	1 (1)	0	0	0	0	0	0	0
Nov. 10	at Texas Tech								DNP
Nov. 17	Iowa State								DNP
Nov. 23	at Kansas	0 (0)	0	0	0	0	0	0	0
Dec. 1	vs. Oklahoma &								DNP
Jan. 1	vs. Georgia!	1 (1)	0	0	0	0	0	0	0

COBURN'S 2019 GAME-BY-GAME DEFENSIVE STATS

Date	Opponent	TKL(Solo)	TFL	Sacks	Int	PBU	FF	FR	Blk
Aug. 31	Louisiana Tech	1 (0)	0	0	0	0	0	0	0
Sept. 7	LSU	0 (0)	0	0	0	0	0	0	0
Sept. 14	at Rice	4 (2)	1.0	1.0	0	0	0	0	0
Sept. 21	Oklahoma State	1 (1)	0	0	0	0	0	0	0
Oct. 5	at West Virginia	2 (2)	0	0	0	0	0	0	0
Oct. 12	vs. Oklahoma	4 (3)	0	0	0	0	0	0	0
Oct. 19	Kansas	3 (2)	0.5	0	0	0	0	0	0
Oct. 26	at TCU	3 (3)	0	0	0	0	0	0	0
Nov. 9	Kansas State	4 (1)	1.0	0	0	0	0	0	0
Nov. 16	at Iowa State	0 (0)	0	0	0	0	0	0	0
Nov. 23	at Baylor	0 (0)	0	0	0	0	0	0	0
Nov. 29	Texas Tech	1 (1)	1.0	1.0	0	0	1	0	0
Dec. 31	vs. Utah*	3 (3)	1.0	0	0	0	0	0	0

COBURN'S 2020 GAME-BY-GAME DEFENSIVE STATS

Date	Opponent	TKL(Solo)	TFL	Sacks	Int	PBU	FF	FR	Blk
Sept. 12	UTEP	2 (1)	0	0	0	0	0	0	0
Sept. 26	at Texas Tech	1 (0)	0	0	0	0	0	0	0
Oct. 3	TCU	11 (4)	2.0	0	0	0	0	0	0
Oct. 10	vs. Oklahoma	1 (0)	0	0	0	0	0	0	0
Oct. 24	Baylor	1 (1)	0	0	0	1	0	0	0
Oct. 31	at Oklahoma State	1 (1)	0	0	0	0	0	0	0
Nov. 7	West Virginia	0 (0)	0	0	0	0	0	0	0
Nov. 27	Iowa State	2 (1)	1.0	1.0	0	0	0	0	0
Dec. 5	at Kansas State	1 (1)	0	0	0	0	0	0	0
Dec. 12	at Kansas								Canceled
Dec. 29	vs. Colorado#	5 (4)	1.5	0	0	1	0	0	0

COBURN'S 2021 GAME-BY-GAME DEFENSIVE STATS

Date	Opponent	TKL(Solo)	TFL	Sacks	Int	PBU	FF	FR	Blk
Sept. 4	Louisiana	0	0	0	0	0	0	0	1
Sept. 11	at Arkansas	-	-	-	-	-	-	-	-
Sept. 18	Rice	-	-	-	-	-	-	-	-
Sept. 25	Texas Tech	-	-	-	-	-	-	-	-
Oct. 2	at TCU	-	-	-	-	-	-	-	-
Oct. 9	vs. Oklahoma	-	-	-	-	-	-	-	-
Oct. 16	Oklahoma State	-	-	-	-	-	-	-	-
Oct. 30	at Baylor	-	-	-	-	-	-	-	-
Nov. 6	at Iowa State	-	-	-	-	-	-	-	-
Nov. 13	Kansas	-	-	-	-	-	-	-	-
Nov. 20	at West Virginia	-	-	-	-	-	-	-	-
Nov. 26	Kansas State	-	-	-	-	-	-	-	-

COBURN'S CAREER DEFENSIVE STATS

Year	G	Tkl	Solo	TFL-Yds	Sack-Yds	Int	PBU	FF	FR	Blk
2018	3	2	2	0-0	0-0	0	0	0	0	0
2019	13	26	18	4.5-11	2.0-3	0	0	1	0	0
2020	10	25	13	4.5-12	1.0-7	0	2	0	0	0
2021	1	0	0	0-0	0-0	0	0	0	0	1
Career	27	53	33	9.0-23	3.0-10	0	2	1	0	1

^ - 2017 Texas Bowl (Houston, Texas)

& - 2018 Big 12 Championship Game (Arlington, Texas)

! - 2019 Sugar Bowl (New Orleans, La.)

* - 2019 Alamo Bowl (San Antonio, Texas)

CAREER HIGHS | OFFENSE & SPECIALISTS

JUNIOR ANGLAU, OL

Tackles: 1, at West Virginia, Oct 05, 2019 (1-0)

BEN BALLARD, QB

Rush attempts: 1, vs Colorado, Dec 29, 2020
Rush yards: 7, vs Colorado, Dec 29, 2020 (1 carries)
Long rush: 7, vs Colorado, Dec 29, 2020
Total offense attempts: 1, vs Colorado, Dec 29, 2020 (1 rush, 0 pass)
Total offense yards: 7, vs Colorado, Dec 29, 2020 (7 rush, 0 pass)
All-purpose yards: 7, vs Colorado, Dec 29, 2020

CADE BREWER, TE

Points scored: 6, 4 times
Touchdowns: 1, 6 times
Receptions: 4, at Oklahoma State, Oct 31, 2020
Receiving yards: 71, Kansas, Oct 19, 2019 (3 receptions)
Receiving TDs: 1, 4 times
Long reception: 51, Kansas, Oct 19, 2019
All-purpose yards: 71, Kansas, Oct 19, 2019
Tackles: 1, TCU, Oct 03, 2020 (1-0); Kansas, Oct 19, 2019 (1-0)

RYAN BUJCEVSKI, P

Rush attempts: 1, at TCU, Oct 26, 2019
Rush yards: 3, at TCU, Oct 26, 2019 (1 carries)
Long rush: 3, at TCU, Oct 26, 2019
Total offense attempts: 1, at TCU, Oct 26, 2019 (1 rush, 0 pass)
Total offense yards: 3, at TCU, Oct 26, 2019 (3 rush, 0 pass)
All-purpose yards: 3, at TCU, Oct 26, 2019
Punt attempts: 9 [t-5th], at Oklahoma State, Oct 31, 2020; at Maryland, Sep 01, 2018; vs Maryland, Sep 01, 2018
Punt yards: 424 [5th], at Oklahoma State, Oct 31, 2020 (9 punts)
Longest punt: 60, vs Oklahoma, Oct 10, 2020
Tackles: 1, TCU, Oct 03, 2020 (1-0); vs Oklahoma, Oct 10, 2020 (1-0); Iowa State, Nov 17, 2018 (1-0)

HUDSON CARD, QB

Rush attempts: 6, vs. Louisiana, Sept. 4, 2021
Rush yards: 8, UTEP, Sep 12, 2020 (2 carries)
Long rush: 7, UTEP, Sep 12, 2020
Pass attempts: 21, vs. Louisiana, Sept. 4, 2021
Pass completions: 14, vs. Louisiana, Sept. 4, 2021
Pass yards: 224, vs. Louisiana, Sept. 4, 2021
Long pass: 41, vs. Louisiana, Sept. 4, 2021
Total offense attempts: 27, vs. Louisiana, Sept. 4, 2021
Total offense yards: 223, vs. Louisiana, Sept. 4, 2021
All-purpose yards: 8, UTEP, Sep 12, 2020

CAMERON DICKER, K

Points scored: 15, at Kansas State, Dec 05, 2020
Kick PATs: 9 [t-1st], at Kansas State, Dec 05, 2020
Points by kicking: 15 [3rd], at Kansas State, Dec 05, 2020
Pass attempts: 1, Iowa State, Nov 27, 2020
Pass completions: 1, Iowa State, Nov 27, 2020
Pass yards: 5, Iowa State, Nov 27, 2020
Long pass: 5, Iowa State, Nov 27, 2020
Total offense attempts: 1, Iowa State, Nov 27, 2020 (0 rush, 1 pass)
Total offense yards: 5, Iowa State, Nov 27, 2020 (0 rush, 5 pass)
Field goals made: 3 [t-2nd], Baylor, Oct 13, 2018; USC, Sep 15, 2018
Field goal attempts: 5 [1st], Baylor, Oct 13, 2018
Longest field goal: 57 [2nd], at Rice, Sep 14, 2019
Punt attempts: 4, vs Colorado, Dec 29, 2020
Punt yards: 177, vs Colorado, Dec 29, 2020 (4 punts)
Longest punt: 53, vs Colorado, Dec 29, 2020
Tackles: 1, 6 times

KELVONTAY DIXON, WR

Points scored: 6, vs Colorado, Dec 29, 2020
Touchdowns: 1, vs Colorado, Dec 29, 2020
Receptions: 2, Baylor, Oct 24, 2020
Receiving yards: 73, vs Colorado, Dec 29, 2020 (1 reception)
Receiving TDs: 1, vs Colorado, Dec 29, 2020
Long reception: 73, vs Colorado, Dec 29, 2020
All-purpose yards: 73, vs Colorado, Dec 29, 2020

ROSCHON JOHNSON, RB

Points scored: 18 [t-8th], at Kansas State, Dec 05, 2020; Texas Tech, Nov 29, 2019
Touchdowns: 3 [t-8th], at Kansas State, Dec 05, 2020; Texas Tech, Nov 29, 2019
Rush attempts: 23, Texas Tech, Nov 29, 2019
Rush yards: 139, at Kansas State, Dec 05, 2020 (14 carries)
Rush TDs: 3 [t-8th], at Kansas State, Dec 05, 2020; Texas Tech, Nov 29, 2019
Long rush: 57, vs Oklahoma, Oct 12, 2019
Pass attempts: 1, Texas Tech, Nov 29, 2019
Receptions: 4, vs Oklahoma, Oct 12, 2019
Receiving yards: 30, at Rice, Sep 14, 2019 (3 receptions)
Receiving TDs: 1, TCU, Oct 03, 2020; at Rice, Sep 14, 2019
Long reception: 25, at Rice, Sep 14, 2019
Total offense attempts: 24, Texas Tech, Nov 29, 2019 (23 rush, 1 pass)
Total offense yards: 139, at Kansas State, Dec 05, 2020 (139 rush, 0 pass)
All-purpose yards: 153, at Kansas State, Dec 05, 2020
Kick returns: 2, at Oklahoma State, Oct 31, 2020
Kick return yards: 33, at Oklahoma State, Oct 31, 2020 (2 returns)
Long kick return: 21, at Texas Tech, Sep 26, 2020
Tackles: 1, TCU, Oct 03, 2020 (1-0); at Baylor, Nov 23, 2019 (1-0)

KAI MONEY, WR

Points scored: 6, UTEP, Sep 12, 2020
Touchdowns: 1, UTEP, Sep 12, 2020
Rush attempts: 1, at Oklahoma State, Oct 31, 2020
Rush yards: 9, at Oklahoma State, Oct 31, 2020 (1 carries)
Long rush: 9, at Oklahoma State, Oct 31, 2020
Receptions: 4, UTEP, Sep 12, 2020; at Texas Tech, Sep 26, 2020
Receiving yards: 39, at Texas Tech, Sep 26, 2020 (4 receptions)
Receiving TDs: 1, UTEP, Sep 12, 2020
Long reception: 20, at Texas Tech, Sep 26, 2020
Total offense attempts: 1, at Oklahoma State, Oct 31, 2020 (1 rush, 0 pass)
Total offense yards: 9, at Oklahoma State, Oct 31, 2020 (9 rush, 0 pass)
All-purpose yards: 39, at Texas Tech, Sep 26, 2020

JOSHUA MOORE, WR

Points scored: 18 [t-8th], at Texas Tech, Sep 26, 2020
Touchdowns: 3 [t-8th], at Texas Tech, Sep 26, 2020
Rush attempts: 1, Baylor, Oct 24, 2020
Rush yards: -1, Baylor, Oct 24, 2020 (1 carries)
Pass attempts: 1, at Texas Tech, Sep 26, 2020
Receptions: 8, vs Oklahoma, Oct 10, 2020
Receiving yards: 127, UTEP, Sep 12, 2020 (6 receptions)
Receiving TDs: 3 [t-1st], at Texas Tech, Sep 26, 2020
Long reception: 78 [t-5th], UTEP, Sep 12, 2020
Total offense attempts: 1, Baylor, Oct 24, 2020 (1 rush, 0 pass); at Texas Tech, Sep 26, 2020 (0 rush, 1 pass)
Total offense yards: -1, Baylor, Oct 24, 2020 (-1 rush, 0 pass)
All-purpose yards: 127, UTEP, Sep 12, 2020

BIJAN ROBINSON, RB

Points scored: 18 [t-8th], at Kansas State, Dec 05, 2020; vs Colorado, Dec 29, 2020
Touchdowns: 3 [t-8th], at Kansas State, Dec 05, 2020; vs Colorado, Dec 29, 2020
Rush attempts: 16, Iowa State, Nov 27, 2020
Rush yards: 183 [8th], vs Colorado, Dec 29, 2020 (10 carries)
Rush TDs: 3 [t-8th], at Kansas State, Dec 05, 2020
Long rush: 75 [t-6th], at Kansas State, Dec 05, 2020
Receptions: 4, vs. Louisiana, Sept. 4, 2021
Receiving yards: 73, vs. Louisiana, Sept. 4, 2021 (4 receptions)
Receiving TDs: 2 [t-4th], vs Colorado, Dec 29, 2020
Long reception: 35, West Virginia, Nov 07, 2020
Total offense attempts: 16, Iowa State, Nov 27, 2020 (16 rush, 0 pass)
Total offense yards: 183, vs Colorado, Dec 29, 2020 (183 rush, 0 pass)
All-purpose yards: 236 [7th], vs Colorado, Dec 29, 2020
Kick returns: 1, vs Colorado, Dec 29, 2020
Kick return yards: 16, vs Colorado, Dec 29, 2020 (1 returns)
Long kick return: 16, vs Colorado, Dec 29, 2020

KEILAN ROBINSON, RB

Rush attempts: 8, vs. Louisiana, Sept. 4, 2021
Rush yards: 41, vs. Louisiana, Sept. 4, 2021 (8 carries)
Long rush: 25, vs. Louisiana, Sept. 4, 2021
Total offense attempts: 8, vs. Louisiana, Sept. 4, 2021 (8 rush, 0 pass)
Total offense yards: 41, vs. Louisiana, Sept. 4, 2021 (41 rush, 0 pass)
All-purpose yards: 41, vs. Louisiana, Sept. 4, 2021 (41 rush, 0 pass)

JARRETT SMITH, RB

Rush attempts: 2, UTEP, Sep 12, 2020
Rush yards: 5, UTEP, Sep 12, 2020 (2 carries)
Long rush: 3, UTEP, Sep 12, 2020
Total offense attempts: 2, UTEP, Sep 12, 2020 (2 rush, 0 pass)
Total offense yards: 5, UTEP, Sep 12, 2020 (5 rush, 0 pass)
All-purpose yards: 5, UTEP, Sep 12, 2020

CASEY THOMPSON, QB

Points scored: 6, Louisiana Tech, Aug 31, 2019
Touchdowns: 1, Louisiana Tech, Aug 31, 2019
Rush attempts: 4, vs Colorado, Dec 29, 2020
Rush yards: 17, vs Colorado, Dec 29, 2020 (4 carries)
Rush TDs: 1, Louisiana Tech, Aug 31, 2019
Long rush: 22, vs Colorado, Dec 29, 2020
Pass attempts: 10, vs Colorado, Dec 29, 2020
Pass completions: 8, vs Colorado, Dec 29, 2020
Pass yards: 170, vs Colorado, Dec 29, 2020
Pass TDs: 4 [t-4th], vs Colorado, Dec 29, 2020
Long pass: 73, vs Colorado, Dec 29, 2020
Total offense attempts: 14, vs Colorado, Dec 29, 2020 (4 rush, 10 pass)
Total offense yards: 187, vs Colorado, Dec 29, 2020 (17 rush, 170 pass)
All-purpose yards: 17, vs Colorado, Dec 29, 2020

MARCUS WASHINGTON, WR

Points scored: 6, UTEP, Sep 12, 2020
Touchdowns: 1, UTEP, Sep 12, 2020
Receptions: 2, UTEP, Sep 12, 2020; at Texas Tech, Sep 26, 2020
Receiving yards: 43, UTEP, Sep 12, 2020 (2 receptions)
Receiving TDs: 1, UTEP, Sep 12, 2020
Long reception: 26, UTEP, Sep 12, 2020
All-purpose yards: 43, UTEP, Sep 12, 2020

GABRIEL WATSON, RB

Rush attempts: 5, vs Colorado, Dec 29, 2020
Rush yards: 29, vs Colorado, Dec 29, 2020 (5 carries)
Long rush: 15, vs Colorado, Dec 29, 2020
Total offense attempts: 5, vs Colorado, Dec 29, 2020 (5 rush, 0 pass)
Total offense yards: 29, vs Colorado, Dec 29, 2020 (29 rush, 0 pass)
All-purpose yards: 29, vs Colorado, Dec 29, 2020

JORDAN WHITTINGTON, WR

Points scored: 6, at Kansas State, Dec 05, 2020; vs. Louisiana, Sept. 4, 2021
Touchdowns: 1, at Kansas State, Dec 05, 2020; vs. Louisiana, Sept. 4, 2021
Rush attempts: 1, at Kansas State, Dec 05, 2020; vs. Colorado, Dec 29, 2020; UTEP, Sep 12, 2020
Rush yards: 20, vs Colorado, Dec 29, 2020 (1 carries)
Rush TDs: 1, at Kansas State, Dec 05, 2020
Long rush: 20, vs Colorado, Dec 29, 2020
Receptions: 10 [t-5th], vs Oklahoma, Oct 10, 2020
Receiving yards: 113, vs. Louisiana, Sept. 4, 2021 (7 receptions)
Long reception: 43, UTEP, Sep 12, 2020
Total offense attempts: 1, at Kansas State, Dec 05, 2020 (1 rush, 0 pass); vs Colorado, Dec 29, 2020 (1 rush, 0 pass); UTEP, Sep 12, 2020 (1 rush, 0 pass)
Total offense yards: 20, vs Colorado, Dec 29, 2020 (20 rush, 0 pass)
All-purpose yards: 65, vs Oklahoma, Oct 10, 2020

JARED WILEY, TE

Points scored: 6, Iowa State, Nov 27, 2020
Touchdowns: 1, Iowa State, Nov 27, 2020
Receptions: 2, TCU, Oct 03, 2020; vs Oklahoma, Oct 10, 2020; Baylor, Oct 24, 2020
Receiving yards: 70, Baylor, Oct 24, 2020 (2 receptions)
Receiving TDs: 1, Iowa State, Nov 27, 2020
Long reception: 52, TCU, Oct 03, 2020
All-purpose yards: 70, Baylor, Oct 24, 2020

AL'VONTE WOODARD, WR

Receptions: 1, vs Utah, Dec 31, 2019; at Iowa State, Nov 16, 2019; at Baylor, Nov 23, 2019
Receiving yards: 14, at Baylor, Nov 23, 2019 (1 reception)
Long reception: 14, at Baylor, Nov 23, 2019
All-purpose yards: 14, at Baylor, Nov 23, 2019
Long reception: 15, Texas Tech, Nov 29, 2019
All-purpose yards: 15, Texas Tech, Nov 29, 2019

XAVIER WORTHY, WR

Receptions: 1, vs. Louisiana, Sept. 4, 2021
Receiving yards: 34, vs. Louisiana, Sept. 4, 2021 (1 reception)
Long reception: 34, vs. Louisiana, Sept. 4, 2021
All-purpose yards: 52, vs. Louisiana, Sept. 4, 2021 (34 rec, 18 PR)
Punt returns: 1, vs. Louisiana, Sept. 4, 2021
Punt return yards: 18, vs. Louisiana, Sept. 4, 2021 (1 return)
Long punt return: 18, vs. Louisiana, Sept. 4, 2021

CAREER HIGHS | DEFENSE

AYODELE ADEOYE, LB

All-purpose yards: 13, at West Virginia, Oct 05, 2019
Interceptions: 1, at West Virginia, Oct 05, 2019
Long interception return: 13, at West Virginia, Oct 05, 2019
Tackles: 8, vs Oklahoma, Oct 12, 2019 (4-4)
Sacks: 1.0, Kansas State, Nov 09, 2019 (1-0); at Baylor, Nov 23, 2019 (1-0)
Tackles for loss: 1.0, Kansas State, Nov 09, 2019 (1-0); at Baylor, Nov 23, 2019 (1-0)
Pass breakups: 2, Texas Tech, Nov 29, 2019

CHRIS ADIMORA, DB

All-purpose yards: 71, at Texas Tech, Sep 26, 2020
Interceptions: 1, at Texas Tech, Sep 26, 2020
Long interception return: 71 [2nd], at Texas Tech, Sep 26, 2020
Tackles: 7, at Oklahoma State, Oct 31, 2020 (7-0)
Tackles for loss: 1.0, at Kansas State, Dec 05, 2020 (1-0)
Pass breakups: 2, at Texas Tech, Sep 26, 2020

JAHDAE BARRON, DB

Points scored: 6, at Texas Tech, Sep 26, 2020
Touchdowns: 1, at Texas Tech, Sep 26, 2020
All-purpose yards: 2, at Texas Tech, Sep 26, 2020
Punt return yards: 2, at Texas Tech, Sep 26, 2020 (0 returns)
Long punt return: 2, at Texas Tech, Sep 26, 2020
Tackles: 2, UTEP, Sep 12, 2020 (2-0)
Pass breakups: 1, UTEP, Sep 12, 2020

LUKE BROCKERMEYER, LB

Tackles: 10, vs. Louisiana, Sept. 4, 2021
Sacks: 0.5, vs. Louisiana, Sept. 4, 2021 (0.5-5)
Tackles for loss: 1.5, vs. Louisiana, Sept. 4, 2021 (1.5-5)

VERNON BROUGHTON, DL

Tackles: 2, vs Colorado, Dec 29, 2020 (2-0)
Sacks: 1.0, vs Colorado, Dec 29, 2020 (1-0)
Tackles for loss: 1.0, vs Colorado, Dec 29, 2020 (1-0)

CHRIS BROWN, DB

All-purpose yards: 22, at Texas Tech, Sep 26, 2020
Interceptions: 1, at Texas Tech, Sep 26, 2020; Iowa State, Nov 17, 2018; Oklahoma State, Sep 21, 2019
Long interception return: 22, at Texas Tech, Sep 26, 2020
Tackles: 12, at Kansas State, Dec 05, 2020 (12-0)
Sacks: 1.0, USC, Sep 15, 2018 (1-0)
Tackles for loss: 1.0, 6 times
Fumbles forced: 1 [t-5th], vs Oklahoma, Oct 10, 2020
Fumbles recovered: 1 [t-5th], vs Oklahoma, Oct 10, 2020; at Baylor, Nov 23, 2019
Pass breakups: 3 [t-5th], Baylor, Oct 24, 2020

JETT BUSH, LB

Tackles: 4, at Kansas State, Dec 05, 2020 (2-2); vs Oklahoma, Oct 10, 2020 (4-0)
Sacks: 1.0, vs. Louisiana, Sept. 4, 2021 (1.0-9)
Tackles for loss: 1.0, vs Oklahoma, Oct 10, 2020 (1-0)
Fumbles forced: 1 [t-5th], vs Colorado, Dec 29, 2020
Fumbles recovered: 1 [t-5th], at TCU, Oct 26, 2019

DANIEL CARSON, DL

Tackles: 1, Louisiana Tech, Aug 31, 2019 (0-1)

KEONDRÉ COBURN, DL

Tackles: 11, TCU, Oct 03, 2020 (4-7)
Sacks: 1.0, Iowa State, Nov 27, 2020 (1-0); Texas Tech, Nov 29, 2019 (1-0); at Rice, Sep 14, 2019 (1-0)
Tackles for loss: 2.0, TCU, Oct 03, 2020 (2-0)
Fumbles forced: 1 [t-5th], Texas Tech, Nov 29, 2019
Pass breakups: 1, vs Colorado, Dec 29, 2020; Baylor, Oct 24, 2020
Blocks: 1, Sacks: 0.5, vs. Louisiana, Sept. 4, 2021 (PAT)

ALFRED COLLINS, DL

Interceptions: 1, vs Colorado, Dec 29, 2020
Tackles: 5, vs Colorado, Dec 29, 2020 (1-4)
Sacks: 1.0, UTEP, Sep 12, 2020 (1-0)
Tackles for loss: 1.0, UTEP, Sep 12, 2020 (1-0)
Pass breakups: 1, vs Colorado, Dec 29, 2020; West Virginia, Nov 07, 2020; Baylor, Oct 24, 2020

ANTHONY COOK, DB

Tackles: 7, at West Virginia, Oct 05, 2019 (5-2)
Sacks: 1.0, at Kansas, Nov 23, 2018 (1-0)
Tackles for loss: 1.0, at Kansas, Nov 23, 2018 (1-0); vs Oklahoma, Oct 12, 2019 (1-0); West Virginia, Nov 07, 2020 (1-0)
Fumbles forced: 1 [t-5th], vs Oklahoma, Oct 12, 2019
Pass breakups: 1, West Virginia, Nov 03, 2018; Kansas, Oct 19, 2019; at Rice, Sep 14, 2019

KITAN CRAWFORD, DB

Tackles: 3, Baylor, Oct 24, 2020 (1-2)
Tackles for loss: 1.0, at Kansas State, Dec 05, 2020 (1-0)

PRINCE DORBAH, LB

Tackles: 1, UTEP, Sep 12, 2020 (1-0)

DARION DUNN, DB

Tackles: 3, vs. Louisiana, Sept. 4, 2021 (2-1)
Forced fumbles 1, vs. Louisiana, Sept. 4, 2021 (1-6)

JAYLAN FORD, LB

Tackles: 7, at Kansas State, Dec 05, 2020 (2-5)
Tackles for loss: 1.0, at Kansas State, Dec 05, 2020 (1-0)

B.J. FOSTER, DB

Interceptions: 1, at West Virginia, Oct 05, 2019; Tulsa, Sep 08, 2018
Tackles: 13, vs Oklahoma, Oct 10, 2020 (5-8)
Sacks: 2.0 [t-9th], LSU, Sep 07, 2019 (2-0)
Tackles for loss: 2.0, vs Georgia, Jan. 1, 2019 (2-0); vs Oklahoma, Oct 06, 2018 (2-0); LSU, Sep 07, 2019 (2-0)
Fumbles forced: 1 [t-5th], vs Georgia, Jan. 1, 2019; USC, Sep 15, 2018
Pass breakups: 1, 7 times

DAVID GBENDA, LB

Interceptions: 1, at Kansas State, Dec 05, 2020
Tackles: 5, vs. Louisiana, Sept. 4, 2021 (4-1)

SAWYER GORAM-WELCH, DL

Tackles: 1, vs Colorado, Dec 29, 2020 (1-0)

JADEN HULLABY, LB

Tackles: 1, vs Colorado, Dec 29, 2020 (1-0)

D'SHAWN JAMISON, DB

Points scored: 6, at Rice, Sep 14, 2019; at Kansas State, Sep 29, 2018; at Oklahoma State, Oct 31, 2020
Touchdowns: 1, at Rice, Sep 14, 2019; at Kansas State, Sep 29, 2018; at Oklahoma State, Oct 31, 2020
Rush attempts: 2, at Kansas, Nov 23, 2018; at Maryland, Sep 01, 2018; vs Maryland, Sep 01, 2018
Rush yards: 14, at Kansas, Nov 23, 2018 (2 carries)
Long rush: 8, at Kansas, Nov 23, 2018
Receptions: 1, 4 times
Receiving yards: 17, Baylor, Oct 13, 2018 (1 reception)
Long reception: 17, Baylor, Oct 13, 2018
Total offense attempts: 2, at Kansas, Nov 23, 2018 (2 rush, 0 pass); at Maryland, Sep 01, 2018 (2 rush, 0 pass); vs Maryland, Sep 01, 2018 (2 rush, 0 pass)
Total offense yards: 14, at Kansas, Nov 23, 2018 (14 rush, 0 pass)
All-purpose yards: 160, at Kansas State, Dec 05, 2020
Punt returns: 4 [t-3rd], vs Utah, Dec 31, 2019; vs Colorado, Dec 29, 2020; UTEP, Sep 12, 2020
Punt return yards: 102 [3rd], vs Utah, Dec 31, 2019 (4 returns)
Long punt return: 90 [2nd], at Kansas State, Sep 29, 2018
Kick returns: 4, Iowa State, Nov 27, 2020
Kick return yards: 150 [3rd], at Kansas State, Dec 05, 2020 (3 returns)
Long kick return: 100 [t-1st], at Oklahoma State, Oct 31, 2020
Interceptions: 2 [t-1st], at West Virginia, Oct 05, 2019
Long interception return: 12, at West Virginia, Oct 05, 2019
Tackles: 9, at Iowa State, Nov 16, 2019 (8-1)
Tackles for loss: 1.5, Oklahoma State, Sep 21, 2019 (1-0)
Fumbles forced: 1 [t-5th], at Baylor, Nov 23, 2019
Fumbles recovered: 1 [t-5th], vs Oklahoma, Oct 12, 2019
Pass breakups: 2, Texas Tech, Nov 29, 2019; vs Oklahoma, Oct 10, 2020

CORT JAQUESS, LB

Tackles: 7, TCU, Oct 03, 2020 (2-5)
Tackles for loss: 1.5, TCU, Oct 03, 2020 (1-0)

JACOBY JONES, DL

Tackles: 8, TCU, Oct 03, 2020 (4-4)
Sacks: 1.0, at Oklahoma State, Oct 31, 2020 (1-0)
Tackles for loss: 1.0, vs Oklahoma, Oct 10, 2020 (0-1); at Oklahoma State, Oct 31, 2020 (1-0)
Fumbles forced: 1 [t-5th], Louisiana Tech, Aug 31, 2019
Fumbles recovered: 1 [t-5th], at Kansas State, Dec 05, 2020; at Oklahoma State, Oct 31, 2020
Pass breakups: 1, Baylor, Oct 24, 2020
Hurries: 1, vs. Louisiana, Sept. 4, 2021

JUSTIN MADER, DS

Tackles: 1, vs Utah, Dec 31, 2019 (1-0); at West Virginia, Oct 05, 2019 (1-0)

OVIE OGHOUFO, EDGE

Tackles: 7, vs. Louisiana, Sept. 4, 2021 (1-6)
Sacks: 1.0, vs. Louisiana, Sept. 4, 2021 (1-6)
Tackles for loss: 1.0, vs. Louisiana, Sept. 4, 2021 (1.5-7)

MORO OJOMO, DL

Tackles: 5, West Virginia, Nov 07, 2020 (2-3)
Sacks: 1.0, West Virginia, Nov 07, 2020 (1-0); Baylor, Oct 24, 2020 (1-0)
Tackles for loss: 1.5, Baylor, Oct 24, 2020 (1-0)
Fumbles recovered: 1 [t-5th], Kansas State, Nov 09, 2019
Pass breakups: 1, vs Oklahoma, Oct 10, 2020
Sacks: 0.5, vs. Louisiana, Sept. 4, 2021

DEMARVION OVERSHOWN, LB

All-purpose yards: 29, vs Oklahoma, Oct 10, 2020
Interceptions: 1, Louisiana Tech, Aug 31, 2019; vs Colorado, Dec 29, 2020; vs Oklahoma, Oct 10, 2020
Long interception return: 29, vs Oklahoma, Oct 10, 2020
Tackles: 13, Sacks: 0.5, vs. Louisiana, Sept. 4, 2021 (4-9)
Sacks: 1.0, Louisiana Tech, Aug 31, 2019 (1-0); West Virginia, Nov 07, 2020 (1-0); Kansas, Oct 19, 2019 (1-0)
Tackles for loss: 2.0, West Virginia, Nov 07, 2020 (2-0); at Iowa State, Nov 16, 2019 (2-0); Kansas, Oct 19, 2019 (2-0)
Fumbles forced: 1 [t-5th], West Virginia, Nov 07, 2020; at Baylor, Nov 23, 2019; at Oklahoma State, Oct 31, 2020
Fumbles recovered: 1 [t-5th], vs Colorado, Dec 29, 2020
Pass breakups: 2, at Texas Tech, Sep 26, 2020

TYLER OWENS, DB

All-purpose yards: 21, at Texas Tech, Sep 26, 2020
Punt returns: 1, at Texas Tech, Sep 26, 2020
Punt return yards: 21, at Texas Tech, Sep 26, 2020 (1 return)
Tackles: 2, at TCU, Oct 26, 2019 (1-1); at Rice, Sep 14, 2019 (1-1)
Tackles for loss: .5, Baylor, Oct 24, 2020 (0-0)
Pass breakups: 1, UTEP, Sep 12, 2020
Blocked kicks: 1 [t-1st], at Texas Tech, Sep 26, 2020

BRENDEN SCHOOLER, DB

Points scored: 6, UTEP, Sep 12, 2020; at Texas Tech, Sep 26, 2020
Touchdowns: 1, UTEP, Sep 12, 2020; at Texas Tech, Sep 26, 2020
Receptions: 7, at Texas Tech, Sep 26, 2020
Receiving yards: 65, UTEP, Sep 12, 2020 (2 receptions)
Receiving TDs: 1, UTEP, Sep 12, 2020; at Texas Tech, Sep 26, 2020
Long reception: 40, UTEP, Sep 12, 2020
All-purpose yards: 65, UTEP, Sep 12, 2020
Tackles: 3, vs. Louisiana, Sept. 4, 2021 (1-2)

T'VONDRE SWEAT, DL

Tackles: 5, TCU, Oct 03, 2020 (0-5)
Sacks: 1.0, vs Oklahoma, Oct 10, 2020 (1-0); Kansas State, Nov 09, 2019 (1-0)
Tackles for loss: 1.0, West Virginia, Nov 07, 2020 (1-0); vs Oklahoma, Oct 10, 2020 (1-0); Kansas State, Nov 09, 2019 (1-0)
Fumbles forced: 1 [t-5th], vs Oklahoma, Oct 10, 2020
Fumbles recovered: 1 [t-5th], TCU, Oct 03, 2020; Texas Tech, Nov 29, 2019
Pass breakups: 1, West Virginia, Nov 07, 2020; Louisiana Tech, Aug 31, 2019; at West Virginia, Oct 05, 2019

JERRIN THOMPSON, DB

All-purpose yards: 21, at Kansas State, Dec 05, 2020
Interceptions: 1, at Kansas State, Dec 05, 2020
Long interception return: 21, at Kansas State, Dec 05, 2020
Tackles: 6, vs Colorado, Dec 29, 2020 (5-1)
Fumbles recovered: 1, Sacks: 0.5, vs. Louisiana, Sept. 4, 2021
Pass breakups: 1, at Kansas State, Dec 05, 2020

JOSH THOMPSON, DB

Interceptions: 1, UTEP, Sep 12, 2020
Tackles: 6, San Jose State, Sep 09, 2017 (5-1)
Tackles for loss: 1.0, Louisiana Tech, Aug 31, 2019 (1-0); at Kansas State, Dec 05, 2020 (1-0); vs Oklahoma, Oct 10, 2020 (1-0)
Pass breakups: 1, 5 times

RAY THORNTON, EDGE

Tackles: 4, vs. Louisiana, Sept. 4, 2021 (4-0)
Sacks: 1.0, vs. Louisiana, Sept. 4, 2021 (1-6)
Tackles for loss: 1.0, vs. Louisiana, Sept. 4, 2021 (1-6)

MARCUS TILLMAN JR., LB

Tackles: 2, UTEP, Sep 12, 2020 (2-0)
Sacks: 1.0, UTEP, Sep 12, 2020 (1-0)
Tackles for loss: 1.0, UTEP, Sep 12, 2020 (1-0)

2021 STATISTICS | OVERVIEW

2021 SCHEDULE & RESULTS

RECORD: 1-0 (0-0 BIG 12)
HOME: 1-0 ROAD: 0-0 NEUTRAL: 0-0

DATE	UT RANK	OPPONENT	W/L	SCORE	ATT
Sept. 4	21/19	23/23 LOUISIANA	W	38-18	91,113
Sept. 11		at Arkansas			
Sept. 18		RICE			
Sept. 25		TEXAS TECH*			
Oct. 2		at TCU*			
Oct. 9		vs. Oklahoma*+			
Oct. 16		OKLAHOMA STATE*			
Oct. 30		at Baylor*			
Nov. 6		at Iowa State*			
Nov. 13		KANSAS*			
Nov. 20		at West Virginia*			
Nov. 26		KANSAS STATE*			

* Big 12 Conference game // + Cotton Bowl (Dallas)

TEAM TOTALS

	TEXAS	OPPONENTS
SCORING	38	18
Points Per Game	38.0	18.0
Points Off Turnovers	--	--
FIRST DOWNS	21	22
Rushing	9	6
Passing	12	15
Penalty	0	1
RUSHING YARDAGE	170	76
Yards gained rushing	186	108
Yards lost rushing	16	32
Rushing Attempts	42	29
Average Per Rush	4.0	2.6
Average Per Game	170.0	76.0
TDs Rushing	2	1
PASSING YARDAGE	265	282
Comp-Att-Int	18-26-0	28-40-0
Average Per Pass	10.19	7.05
Average Per Catch	14.72	10.07
Average Per Game	265.0	282.0
TDs Passing	3	1
TOTAL OFFENSE	435	358
Total Plays	68	69
Average Per Play	6.4	5.2
Average Per Game	435.0	358.0
KICK RETURNS: #-Yards	1-25	1-21
PUNT RETURNS: #-Yards	2-24	1-0
INT RETURNS: #-Yards	0-0	0-0
KICK RETURN AVERAGE	25.0	21.0
PUNT RETURN AVERAGE	12.0	0.0
INT RETURN AVERAGE	--	--
FUMBLES-LOST	0-0	1-1
PENALTIES-Yards	7-64	5-25
Average Per Game	64.0	25.00
PUNTS-Yards	2-103	4-212
Average Per Punt	51.50	53.00
Net punt average	51.50	47.00
KICKOFFS-Yards	7-455	2-124
Average Per Kick	65.00	62.00
Net kick average	44.86	49.50
TIME OF POSSESSION/Game	33:13	26:47
3RD-DOWN Conversions	10/15	4/13
3rd-Down Pct	67%	31%
4TH-DOWN Conversions	1/1	3/3
4th-Down Pct	100%	100%
SACKS BY-Yards	4-29	3-14
MISC YARDS	0	0
TOUCHDOWNS SCORED	5	2
FIELD GOALS-ATTEMPTS	1-2	2-2
ON-SIDE KICKS	0-0	0-2
RED-ZONE SCORES	(5-5) 100%	(2-4) 50%
RED-ZONE TOUCHDOWNS	(5-5) 100%	(1-4) 25%
PAT-ATTEMPTS	(5-5) 100%	(0-1) 0%
ATTENDANCE	91,113	0
Games/Avg Per Game	1/91,113	0/0
Neutral Site Games		0/0

SCORE BY QUARTER

	1st	2nd	3rd	4th	OT	TOTAL
TEXAS	7	7	14	10	0	38
OPPONENTS	3	3	6	6	0	18

ATTENDANCE

Total	1 games	91,113 (91,113 avg)
Home	1 games	91,113 (91,113 avg)
Road	0 games	-- (--- avg)
Neutral	0 games	-- (--- avg)

RUSHING

NAME	G	ATT	GAIN	LOST	NET	AVG	TD	LONG	AVG/G
Robinson,Bijan	1	20	104	1	103	5.2	1	19	103.0
Robinson,Keilan	1	8	42	1	41	5.1	0	25	41.0
Johnson,Roschon	1	8	27	0	27	3.4	0	6	27.0
Card,Hudson	1	6	13	14	-1	-0.2	1	6	-1.0
Total	1	42	186	16	170	4.0	2	25	170.0
Opponents	1	29	108	32	76	2.6	1	27	76.0

PASSING

NAME	G	EFF	C-A-I	PCT	YDS	TD	LONG	YPG
Card,Hudson	1	187.70	14-21-0	66.7	224	2	41	224.0
Thompson,Casey	1	214.88	4-5-0	80.0	41	1	16	41.0
Total	1	192.92	18-26-0	69.2	265	3	41	265.0
Opponents	1	137.47	28-40-0	70.0	282	1	26	282.0

RECEIVING

NAME	G	NO	YDS	AVG	TD	LONG	AVG/G
Whittington,Jordan	1	7	113	16.4	1	41	113.0
Robinson,Bijan	1	4	73	18.25	1	28	73.0
Worthy,Xavier	1	1	34	34.0	0	34	34.0
Johnson,Roschon	1	1	22	11.0	0	14	22.0
Moore,Joshua	1	1	17	5.67	0	7	17.0
Brewer,Cade	1	1	6	6.0	1	6	6.0
Total	1	18	265	14.72	3	41	265.0
Opponents	1	28	282	10.07	1	26	282.0

2021 STATISTICS | INDIVIDUAL

ALL-PURPOSE

NAME	G	RUSH	REC	PUNT RET	KO RET	IR	TOTAL	YPG
Robinson, Bijan	1	103	73	0	0	0	176	176.0
Whittington, Jordan	1	0	113	0	0	0	113	113.0
Worthy, Xavier	1	0	34	18	0	0	52	52.0
Johnson, Roschon	1	27	22	0	0	0	49	49.0
Robinson, Keilan	1	41	0	0	0	0	41	41.0
Jamison, D'Shawn	1	0	0	6	25	0	31	31.0
Moore, Joshua	1	0	17	0	0	0	17	17.0
Brewer, Cade	1	0	6	0	0	0	6	6.0
Card, Hudson	1	-1	0	0	0	0	-1	-1.0
Total	1	170	265	24	25	0	484	484.0
Opponents	1	76	282	0	21	0	379	379.0

TOTAL OFFENSE

NAME	G	PLAYS	RUSH	PASS	YDS	YPG
Card, Hudson	1	27	-1	224	223	223.0
Robinson, Bijan	1	20	103	0	103	103.0
Robinson, Keilan	1	8	41	0	41	41.0
Thompson, Casey	1	5	0	41	41	41.0
Johnson, Roschon	1	8	27	0	27	27.0
Total	1	68	170	265	435	435.0
Opponents	1	69	76	282	358	358.0

INTERCEPTIONS

NAME	NO	YDS	AVG	TD	LONG
Total	-	-	-	-	-
Opponents	-	-	-	-	-

FUMBLE RETURNS

NAME	NO	YDS	AVG	TD	LONG
Total	-	-	-	-	-
Opponents	-	-	-	-	-

PUNT RETURNS

NAME	NO	YDS	AVG	TD	LONG
Worthy, Xavier	1	18	18.0	0	18
Jamison, D'Shawn	1	6	6.0	0	6
Total	2	24	12.00	0	16
Opponents	1	0	0	0	0

KICK RETURNS

NAME	NO	YDS	AVG	TD	LONG
Jamison, D'Shawn	1	25	25.0	0	25
Total	1	25	25.0	0	25
Opponents	1	21	21.0	0	21

PUNTING

NAME	NO	YDS	AVG	LONG	TB	FC	I20	50+	BLK
Dicker, Cameron	2	103	51.5	53	0	1	0	2	0
Total	2	103	51.0	53	0	1	0	2	0
Opponents	4	212	53.0	62	0	0	2	3	0

KICKOFFS

NAME	NO	YDS	AVG	TB	OB	RETN	NET	YDLN
Dicker, Cameron	7	455	65.0	6	0	-	-	-
Total	7	455	65.0	6	0	-	-	-
Opponents	2	124	62.0	0	1	-	-	-

2021 STATISTICS | SCORING/BIG PLAYS

2021 SCORING DRIVES

TIME	PLAYS-YARDS	RESULT	SCORING PLAY	OPPONENT
3:06	6-48	TD	Hudson Card 3 yd run	Louisiana
3:12	8-65	TD	Bijan Robinson 7 yd run	Louisiana
3:15	6-18	FG	Cameron Dicker 49 yd field goal	Louisiana
3:46	10-83	TD	Jordan Whittington 14 yd pass from Casey Thompson	Louisiana
5:43	11-70	TD	Bijan Robinson 18 yd pass from Hudson Card	Louisiana
7:45	14-72	TD	Cade Brewer 6 yd pass from Hudson Card	Louisiana

20-YARD PLAYS (4)

YDS	TYPE	NAME(S)	OPPONENT
41	Pass	Jordan Whittington from Hudson Card	Louisiana
34	Pass	Xavier Worthy from Hudson Card	Louisiana
28	Pass	Bijan Robinson from Hudson Card	Louisiana
25	Rush	Keilan Robinson	Louisiana

*touchdown scored on play

20-YARD PLAYS (BY PLAYER)

NAME	TD	RUSH	REC	TOTAL
Robinson, Keilan	0	1	0	1
Robinson, Bijan	0	0	1	1
Whittington, Jordan	0	0	1	1
Worthy, Xavier	0	0	1	1

20-YARD PLAYS SUMMARY

OPPONENT	NO. (TDs)
Louisiana	4 (0)
Pass	3 (0)
Rush	1 (0)
at Arkansas	
Pass	
Rush	
Rice	
Pass	
Rush	
Texas Tech	
Pass	
Rush	
at TCU	
Pass	
Rush	
vs. Oklahoma	
Pass	
Rush	
Oklahoma State	
Pass	
Rush	
at Baylor	
Pass	
Rush	
at Iowa State	
Pass	
Rush	
Kansas	
Pass	
Rush	
at West Virginia	
Pass	
Rush	
Kansas State	
Pass	
Rush	

2020 STATISTICS | SUPERLATIVES

INDIVIDUAL SINGLE-GAME SUPERLATIVES

CATEGORY	NO.	INDIVIDUAL
Rushes	20	Robinson, Bijan, vs Louisiana (Sept 4, 2021)
Yards Rushing	103	Robinson, Bijan, vs Louisiana (Sept 4, 2021)
TD Rushes	1	Robinson, Bijan, vs Louisiana (Sept 4, 2021)
Long Rush	1	Card, Hudson, vs Louisiana (Sept 4, 2021)
Pass attempts	21	Card, Hudson, vs Louisiana (Sept 4, 2021)
Pass completions	14	Card, Hudson, vs Louisiana (Sept 4, 2021)
Yards Passing	224	Card, Hudson, vs Louisiana (Sept 4, 2021)
TD Passes	2	Card, Hudson, vs Louisiana (Sept 4, 2021)
Long Pass	41	Card, Hudson, vs Louisiana (Sept 4, 2021)
Receptions	7	Whittington, Jordan, vs Louisiana (Sept 4, 2021)
Yards Receiving	113	Whittington, Jordan, vs Louisiana (Sept 4, 2021)
TD Receptions	1	Brewer, Cade, vs Louisiana (Sept 4, 2021)
Long Reception	1	Robinson, Bijan, vs Louisiana (Sept 4, 2021)
Field Goals	1	Whittington, Jordan, vs Louisiana (Sept 4, 2021)
Long Field Goal	49	Whittington, Jordan, vs Louisiana (Sept 4, 2021)
Punts	2	Dicker, Cameron, vs Louisiana (Sept 4, 2021)
Punting Avg	51.5	Dicker, Cameron, vs Louisiana (Sept 4, 2021)
Long Punt	53	Dicker, Cameron, vs Louisiana (Sept 4, 2021)
Long Punt Return	158	Worthy, Xavier, vs Louisiana (Sept 4, 2021)
Long Kickoff Return	25	Jamison, D'Shawn, vs Louisiana (Sept 4, 2021)
Tackles	13	Overshown, DeMarvion, vs Louisiana (Sept 4, 2021)
Sacks	1.0	Bush, Jett, vs Louisiana (Sept 4, 2021)
Tackles For Loss	1.0	Oghoufo, Ovie, vs Louisiana (Sept 4, 2021)
Interceptions	1.0	Thornton, Ray, vs Louisiana (Sept 4, 2021)
	6.0	Brockermeyer, Luke, vs Louisiana (Sept 4, 2021)
	1.5	Oghoufo, Ovie, vs Louisiana (Sept 4, 2021)
	-	-

OPPONENT SINGLE-GAME SUPERLATIVES

CATEGORY	NO.	INDIVIDUAL
Rushes	11	Smith, Chris, vs Louisiana (Sept 4, 2021)
Yards Rushing	54	Smith, Chris, vs Louisiana (Sept 4, 2021)
TD Rushes	1	Smith, Chris, vs Louisiana (Sept 4, 2021)
Long Rush	27	Smith, Chris, vs Louisiana (Sept 4, 2021)
Pass attempts	40	Lewis, Levi, vs Louisiana (Sept 4, 2021)
Pass completions	28	Lewis, Levi, vs Louisiana (Sept 4, 2021)
Yards Passing	282	Lewis, Levi, vs Louisiana (Sept 4, 2021)
TD Passes	1	Lewis, Levi, vs Louisiana (Sept 4, 2021)
Long Pass	26	Lewis, Levi, vs Louisiana (Sept 4, 2021)
Receptions	6	Williams, Jalen, vs Louisiana (Sept 4, 2021)
Yards Receiving	6	Rogers Jr., Errol, vs Louisiana (Sept 4, 2021)
TD Receptions	1	Lacy, Kyren, vs Louisiana (Sept 4, 2021)
Long Reception	26	Williams, Jalen, vs Louisiana (Sept 4, 2021)
Field Goals	2	Almendares, Kenneth, vs Louisiana (Sept 4, 2021)
Long Field Goal	48	Almendares, Kenneth, vs Louisiana (Sept 4, 2021)
Punts	4	Byrns, Rhys, vs Louisiana (Sept 4, 2021)
Punting Avg	53.0	Byrns, Rhys, vs Louisiana (Sept 4, 2021)
Long Punt	62	Byrns, Rhys, vs Louisiana (Sept 4, 2021)
Punts inside 20	2	Byrns, Rhys, vs Louisiana (Sept 4, 2021)
Long Punt Return	0	Garror, Eric, vs Louisiana (Sept 4, 2021)
Long Kickoff Return	21	Smith, Chris, vs Louisiana (Sept 4, 2021)
Tackles	6	Trahan, Bralen, vs Louisiana (Sept 4, 2021)
Sacks	6	Jones, Andre, vs Louisiana (Sept 4, 2021)
Tackles For Loss	1.0	Hill, Zi'Yon, vs Louisiana (Sept 4, 2021)
Interceptions	1.0	Washington, Asjlin, vs Louisiana (Sept 4, 2021)
	1.0	Manic, Chauncey, vs Louisiana (Sept 4, 2021)
	1.0	Riley, AJ, vs Louisiana (Sept 4, 2021)
	1.5	Washington, Asjlin, vs Louisiana (Sept 4, 2021)
	-	-

TEAM SINGLE-GAME SUPERLATIVES

CATEGORY	NO.	TEAM
Rushes	42	vs Louisiana (Sept 4, 2021)
Yards Rushing	170	vs Louisiana (Sept 4, 2021)
Yards Per Rush	4.0	vs Louisiana (Sept 4, 2021)
TD Rushes	2	vs Louisiana (Sept 4, 2021)
Pass attempts	26	vs Louisiana (Sept 4, 2021)
Pass completions	18	vs Louisiana (Sept 4, 2021)
Yards Passing	265	vs Louisiana (Sept 4, 2021)
Yards Per Pass	10.19	vs Louisiana (Sept 4, 2021)
TD Passes	3	vs Louisiana (Sept 4, 2021)
Total Plays	68	vs Louisiana (Sept 4, 2021)
Total Offense	435	vs Louisiana (Sept 4, 2021)
Yards Per Play	6.4	vs Louisiana (Sept 4, 2021)
Points	38	vs Louisiana (Sept 4, 2021)
Sacks By	4	vs Louisiana (Sept 4, 2021)
First Downs	21	vs Louisiana (Sept 4, 2021)
Penalties	7	vs Louisiana (Sept 4, 2021)
Penalty Yards	64	vs Louisiana (Sept 4, 2021)
Turnovers	0	vs Louisiana (Sept 4, 2021)
Interceptions By	0	vs Louisiana (Sept 4, 2021)
Punts	2	vs Louisiana (Sept 4, 2021)
Punting Avg	51.5	vs Louisiana (Sept 4, 2021)
Long Punt	53	vs Louisiana (Sept 4, 2021)
Punts inside 20	0	vs Louisiana (Sept 4, 2021)
Long Punt Return	18	vs Louisiana (Sept 4, 2021)

OPPONENT TEAM SINGLE-GAME SUPERLATIVES

CATEGORY	NO.	TEAM
Rushes	29	vs Louisiana (Sept 4, 2021)
Yards Rushing	76	vs Louisiana (Sept 4, 2021)
Yards Per Rush	2.6	vs Louisiana (Sept 4, 2021)
TD Rushes	1	vs Louisiana (Sept 4, 2021)
Pass attempts	40	vs Louisiana (Sept 4, 2021)
Pass completions	28	vs Louisiana (Sept 4, 2021)
Yards Passing	282	vs Louisiana (Sept 4, 2021)
Yards Per Pass	7.05	vs Louisiana (Sept 4, 2021)
TD Passes	1	vs Louisiana (Sept 4, 2021)
Total Plays	69	vs Louisiana (Sept 4, 2021)
Total Offense	358	vs Louisiana (Sept 4, 2021)
Yards Per Play	5.2	vs Louisiana (Sept 4, 2021)
Points	18	vs Louisiana (Sept 4, 2021)
Sacks By	3	vs Louisiana (Sept 4, 2021)
First Downs	22	vs Louisiana (Sept 4, 2021)
Penalties	5	vs Louisiana (Sept 4, 2021)
Penalty Yards	25	vs Louisiana (Sept 4, 2021)
Turnovers	1	vs Louisiana (Sept 4, 2021)
Interceptions By	0	vs Louisiana (Sept 4, 2021)
Punts	4	vs Louisiana (Sept 4, 2021)
Punting Avg	53.0	vs Louisiana (Sept 4, 2021)
Long Punt	62	vs Louisiana (Sept 4, 2021)
Punts inside 20	2	vs Louisiana (Sept 4, 2021)
Long Punt Return	0	vs Louisiana (Sept 4, 2021)

2021 STATISTICS | MISCELLANEOUS

SCORING

SCORING	TD	FGS	KICK	PAT		PAT		PAT		SAF	POINTS
				RUSH	RCV	PASS	DXP				
Robinson, Bijan	2	0-0	0-0	0-0	0	0-0	0	0-0	0	0	12
Dicker, Cameron	0	1-2	5-5	0-0	0	0-0	0	0-0	0	0	8
Brewer, Cade	1	0-0	0-0	0-0	0	0-0	0	0-0	0	0	6
Card, Hudson	1	0-0	0-0	0-0	0	0-0	0	0-0	0	0	6
Whittington, Jordan	1	0-0	0-0	0-0	0	0-0	0	0-0	0	0	6
Total	5	1-2	5-5	0-0	0	0-0	0	0-0	0	0	38
Opponents	2	2-2	0-1	0-0	0	0-1	0	0	0	0	18

FIELD GOAL ACCURACY

NAME	G	10-19	20-29	30-39	40-49	50-59	60+	TOTAL	PCT	LONG
Cameron Dicker	1	0-0	0-0	0-0	1-2	0-0	0-0	1-2	50.0	49
Total	1	0-0	0-0	0-0	1-2	0-0	0-0	1-2	50.0	49

FG SEQUENCE TEXAS OPPONENTS

Louisiana	45,(49)	(37),(48)
at Arkansas		
Rice		
Texas Tech		
at TCU		
vs. Oklahoma		
Oklahoma State		
at Baylor		
at Iowa State		
Kansas		
at West Virginia		
Kansas State		

Numbers in (parentheses) indicate field goal was made.

TEXAS IN THE RED ZONE

Possessions	5
Total scores	5
Percentage	100%
Points Scored	35
Touchdowns (rush/pass)	5 (2/3)
Field goals	0
Missed field goals	0
On downs	0
Turnovers (fumble/interception)	0 (0/0)
Clock	0

OPPONENTS IN THE RED ZONE

Possessions	4
Total scores	2
Percentage	50.0%
Points Scored	9
Touchdowns (rush/pass)	1 (0/1)
Field goals	1
Missed field goals	0
On downs	0
Turnovers (fumble/interception)	1 (1/0)
Clock	1

TEXAS NON-OFFENSIVE TOUCHDOWNS

YDS	PLAY	PLAYER	OPPONENT
-	-	-	-

POINTS OFF TURNOVERS

OPPONENT	UT TOs	OPP POINTS	OPP TOs	UT POINTS
Louisiana	0	0	0	0
at Arkansas				
Rice				
Texas Tech				
at TCU				
vs. Oklahoma				
Oklahoma State				
at Baylor				
at Iowa State				
Kansas				
at West Virginia				
Kansas State				
TOTAL	0	0	0	0

2021 STATISTICS | GAME CAPSULES

GAME-BY-GAME CAPSULES

GAME	1ST DOWNS	RUSHING		PASSING			TOTAL	3RD DOWN	TIME OF
	R-PS-PN	ATT-YDS	TD	C-ATT-INT	YDS	TD	PLAYS-YDS	CONV.	POSSESSION
Texas	9-12-0	42-170	2	18-26-0	265	3	68-435	10-15	33:13
Louisiana	6-15-1	29-77	1	28-40-0	282	1	69-359	4-13	26:47
Texas									
Arkansas									
Texas									
Rice									
Texas									
Texas Tech									
Texas									
TCU									
Texas									
Oklahoma									
Texas									
Oklahoma State									
Texas									
Baylor									
Texas									
Iowa State									
Texas									
Kansas									
Texas									
West Virginia									
Texas									
Kansas State									

2021 CENTURY CLUB

RUSHING [1]

YARDS	ATTEMPTS	NAME, OPPONENT
103	20	Bijan Robinson, Louisiana

RECEIVING [1]

YARDS	RECEPTIONS	NAME, OPPONENT
113	7	Jordan Whittington, Louisiana

2021 STATISTICS | DEFENSE

GAME-BY-GAME TACKLES (INDIVIDUAL)

TOTAL TACKLES	UA-A	TOT	UL	ARK	RICE	TT	TCU	OU	OSU	BU	ISU	KU	WV	KSU
Overshown, DeMarvion.....	4-9	13	4-9											
Brockermeyer, Luke.....	4-6	10	4-6											
Oghoufo, Ovie.....	1-6	7	1-6											
Foster, B.J.....	1-5	6	1-5											
Gbenda, David.....	4-1	5	4-1											
Thornton, Ray.....	4-0	4	4-0											
Cook, Anthony.....	2-2	4	2-2											
Jones, Jacoby.....	1-3	4	1-3											
Jamison, D'Shawn.....	2-1	3	2-1											
Thompson, Josh.....	2-1	3	2-1											
Dunn, Darion.....	2-1	3	2-1											
Schooler, Brenden.....	1-2	3	1-2											
Ford, Jaylan.....	1-2	3	1-2											
Bush, Jett.....	1-1	2	1-1											
Sweat, T'Vondre.....	0-2	2	0-2											
Barron, Jahdae.....	0-2	2	0-2											
Ojomo, Moro.....	1-0	11	1-0											
Crawford, Kitan.....	1-0	11	1-0											
Coburn Keondre.....	-	-	-											
Thompson, Jerrin.....	-	-	-											

2021 OFFICIATING CREWS

1 - LOUISIANA

R: Tuta Salaam
 U: Bill Bishop
 HL: Matt Burks
 LJ: Kelly Detering
 BJ: Chris Alston
 FJ: Rich Almeroth
 SJ: Lo van Pham
 CJ: Craig Hesler

3 - RICE

R:
 U:
 HL:
 LJ:
 BJ:
 FJ:
 SJ:
 CJ:

5 - TCU

R:
 U:
 HL:
 LJ:
 BJ:
 FJ:
 SJ:
 CJ:

7 - OKLAHOMA STATE

R:
 U:
 HL:
 LJ:
 BJ:
 FJ:
 SJ:
 CJ:

9 - IOWA STATE

R:
 U:
 HL:
 LJ:
 BJ:
 FJ:
 SJ:
 CJ:

9 - WEST VIRGINIA

R:
 U:
 HL:
 LJ:
 BJ:
 FJ:
 SJ:
 CJ:

2 - ARKANSAS

R:
 U:
 HL:
 LJ:
 BJ:
 FJ:
 SJ:
 CJ:

4 - TEXAS TECH

R:
 U:
 HL:
 LJ:
 BJ:
 FJ:
 SJ:
 CJ:

6 - OKLAHOMA

R:
 U:
 HL:
 LJ:
 BJ:
 FJ:
 SJ:
 CJ:

8 - BAYLOR

R:
 U:
 HL:
 LJ:
 BJ:
 FJ:
 SJ:
 CJ:

10 - KANSAS

R:
 U:
 HL:
 LJ:
 BJ:
 FJ:
 SJ:
 CJ:

10 - KANSAS STATE

R:
 U:
 HL:
 LJ:
 BJ:
 FJ:
 SJ:
 CJ:

2021 STATISTICS | DEFENSE

DEFENSIVE LEADERS

SACKS	4.0-29	MULTI-TFL GAMES	2	FORCED FUMBLES	1	PASS BREAKUPS	1
Jett Bush	1.0-9	Ovie Oghoufo	1.5-7	Darion Dunn	1	Moro Ojomo	1
Ovie Oghoufo	1.0-6	Luke Brockermeyer	1.5-5				
Ray Thornton	1.0-6			RECOVERED FUMBLES	1-0	BLOCKED PUNTS	0
DeMarvion Overhown	0.5-4	MULTI-SACK GAMES	0	Jerrin Thompson	1-0	None	0
Luke Brockermeyer	0.5-5	None	0				
		QB PRESSURES	1	INTERCEPTIONS	0-0	BLOCKED FIELD GOALS/PAT	1
TACKLES FOR LOSS	7.0-32	Jacoby Jones	1	None		Keondre Coburn	1
Ovie Oghoufo	1.5-7						
Luke Brockermeyer	1.5-5						
Jett Bush	1.0-9						
Ray Thornton	1.0-6						
Jacoby Jones	1.0-1						
DeMarvion Overhown	0.5-4						

GAME-BY-GAME DEFENSIVE STATISTICS (TEAM)

OPPONENT	SACKS	TFL	FF	FR	INT	PBU	P BLK	FG BLK	XP BLK	QBP
LOUISIANA	4.0	7.0	1	1	0	1	0	0	1	1
at Arkansas										
RICE										
TEXAS TECH										
at TCU										
vs. Oklahoma										
OKLAHOMA STATE										
at Baylor										
at Iowa State										
KANSAS										
at West Virginia										
KANSAS STATE										

2021 STATISTICS | STARTERS

2020 STARTERS (GAME-BY-GAME)

OFFENSE	QB	RB	RB	WR	WR	WR	LT	LG	C	RG	RT
LOUISIANA	Card	Robinson	R.Johnson	Worthy	Whittington	Moore	C. Jones	Okafor	Majors	Angilau	Kerstetter
at Arkansas											
RICE											
TEXAS TECH											
at TCU											
vs. Oklahoma											
OKLAHOMA STATE											
at Baylor											
at Iowa State											
KANSAS											
at West Virginia											
KANSAS STATE											

DEFENSE	EDGE	DT	NT	END	SLB	MLB	WLB	CB	BS	FS	CB
LOUISIANA	J. Jones	Ojomo	Coburn	Thornton	Oghoufo	Brockermeyer	Overshown	Jamison	Foster	Schooler	Jo.Thompson
at Arkansas											
RICE											
TEXAS TECH											
at TCU											
vs. Oklahoma											
OKLAHOMA STATE											
at Baylor											
at Iowa State											
KANSAS											
at West Virginia											
KANSAS STATE											