



Saturday, September 3, 2022 • 2:30 p.m. • ESPN • Donald W. Reynolds Razorback Stadium (76,000) • Fayetteville, Ark.

ESPN

Dave Flemming, Play-By-Play
Rod Gilmore, Analyst
Tiffany Blackmon, Reporter

RAZORBACK/IMG SPORTS NETWORK

Chuck Barrett, Play-By-Play
Quinn Grove, Analyst
Geno Bell, Reporter

SIRIUS XM RADIO

Sirius XM Channel 190
Internet Channel 961

COACHING STAFF

ON THE FIELD (Year at Arkansas)

Sam Pittman - Head Coach (3rd)
Scott Fountain - Asst. HC/Special Teams Coordinator (3rd)
Kendal Briles - Offensive Coordinator/Quarterbacks (3rd)
Deke Adams - Defensive Line (1st)
Dominique Bowman - Cornerbacks (1st)
Kenny Guiton - Wide Receivers (2nd)
Cody Kennedy - Offensive Line (2nd)
Michael Scherer - Linebackers (2nd)
Jimmy Smith - Running Backs (3rd)

IN THE BOOTH

Barry Odom - Assoc. HC/Def. Coordinator/Safeties (3rd)
Dowell Loggains - Tight Ends (2nd)

FOUR DOWNS

1
»»»»»»»

Arkansas finished first in the SEC and first among all Power Five programs in rushing last season, averaging 227.8 yards per game on the ground.

171
»»»»»»»

QB KJ Jefferson completed 171 consecutive passes without an interception last season, the second-longest streak by an Arkansas quarterback in program history.

320
»»»»»»»

All-America and All-SEC honoree LB Bumper Pool has totaled the second-most tackles (320) among all FBS defenders since 2019, second to only Troy LB Carlton Martial (367).

500
»»»»»»»

Arkansas was one of two teams (Ole Miss) with four ball carriers with 500+ rushing yards in 2021: QB KJ Jefferson (664), RB Trelon Smith (598), RB Raheim Sanders (578), RB Dominique Johnson (575).



CINCINNATI VS. ARKANSAS



CINCINNATI BEARCATS (0-0, 0-0 AAC)

AP/Coaches Rank: 23/22

Head Coach: Luke Fickell (Ohio State, '97)

Career Record: 54-22 (7th season)

Record at Cincinnati: 48-15 (6th season)

ARKANSAS RAZORBACKS (0-0, 0-0 SEC)

AP/Coaches Rank: 19/23

Head Coach: Sam Pittman (Pittsburg State [Kan.], '86)

Career Record: 12-11 (3rd season)

Record at Arkansas: Same

THE RUNDOWN

• The Hogs are opening their season with a top-25 matchup in Fayetteville for the first time in program history. No. 19 Arkansas faces No. 23 Cincinnati on Saturday, Sept. 3, inside Razorback Stadium to begin the 2022 campaign. Kickoff between the Hogs and Bearcats is set for 2:30 p.m. on ESPN.

• This year marks the first time since 1974 that Arkansas is ranked in the preseason and opening its season against a fellow top-25 team at home. No. 20 Arkansas defeated No. 5 USC, 22-7, in a home game at War Memorial Stadium in Little Rock, Ark., to begin the 1974 campaign, finishing with a 6-4-1 record under legendary head coach Frank Broyles.

• QB KJ Jefferson, one of the most dynamic quarterbacks in all of college football, returns to lead the Razorback offense in 2022. Jefferson threw for 2,676 yards and 21 touchdowns while running for 664 yards with six scores on the ground last season, posting the SEC's fourth-best passing efficiency (164.7). He is one of two returning FBS quarterbacks (Louisville QB Malik Cunningham) to lead their team in both passing and rushing yards one year ago.

• RB Raheim 'Rocket' Sanders burst onto the scene as a true freshman in 2021. The Rockledge, Fla., native earned SEC All-Freshman honors after running for 578 yards and five touchdowns last season, finishing second on the Hogs in rushing yards. Sanders was one of four Razorback ball carriers to rush for at least 500 yards in 2021 - a feat that had not been accomplished at Arkansas since 1975.

• TE Trey Knox is Arkansas' most experienced returning pass catcher entering the 2022 campaign. After beginning his collegiate career at wide receiver, the Murfreesboro, Tenn., native, shifted to tight end last season to provide depth at the position. Knox, who has 55 receptions for 596 yards and four touchdowns in 33 career games, thrived in the role, catching 20 balls for 141 yards and one score while helping block for a ground attack that led the SEC in rushing with an average of 227.8 yards per game.

• LB Bumper Pool led the Razorbacks in total tackles with 125 last season, racking up 7.5 tackles for loss in the process. Pool, an All-America and All-SEC honoree, has posted two consecutive seasons with 100+ total tackles and boasts the second-most total tackles (320) among all FBS defenders since 2019. The Lucas, Texas, native enters 2022 with 349 career tackles - ninth-most all-time at Arkansas.




KJ JEFFERSON

PASSING

198/294 (67.3%)

2,676 YDS

21 TD/4 INT




RAHEIM SANDERS

RUSHING

114 ATT

578 YDS

5 TD



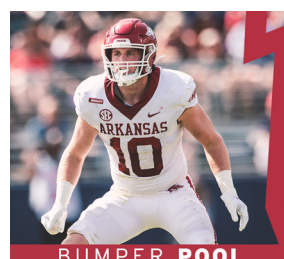
TREY KNOX

RECEIVING

20 REC

141 YDS

1 TD



BUMPER POOL

TACKLES

125 TOTAL

7.5 TFL

2 PBU



GAME 1: CINCINNATI

THE GAME: ARKANSAS vs. CINCINNATI

INSIDE THE SERIES

All-Time Record: 0-0

In Fayetteville: 0-0

In Cincinnati: 0-0

Most points scored by Arkansas: N/A

Most points scored by Cincinnati: N/A

Largest margin of victory by Arkansas: N/A

Largest margin of victory by Cincinnati: N/A

SERIES HISTORY

Date	UA/Opp Rank	Site
Sept. 3, 2022*	19/23	Fayetteville, Ark.

*First meeting

STATISTICAL BREAKDOWN: ARKANSAS vs. CINCINNATI

Arkansas	2021 Rank: SEC (FBS)	Category	Cincinnati	2021 Rank: AAC (FBS)
30.9	6 (48)	Scoring Offense	36.4	2 (13)
22.9	6 (39)	Scoring Defense	16.9	1 (5)
441.7	6 (27)	Total Offense	414.5	5 (58)
367.7	7 (50)	Total Defense	318.4	2 (10)
227.8	1 (7)	Rushing Offense	173.3	4 (56)
153.5	9 (69)	Rushing Defense	149.1	5 (62)
213.9	11 (85)	Passing Offense	241.2	6 (58)
214.2	6 (41)	Passing Defense	169.2	1 (2)
18.2	10 (96)	Kickoff Return Avg.	23.8	2 (27)
10.6	4 (31)	Punt Return Avg.	10.7	4 (29)
28:57	12 (93)	Time of Possession	27:08	10 (124)
36.8%	12 (90)	3rd Down Conv. Pct.	39.5%	4 (70)
33.5%	3 (16)	3rd Down Conv. Pct. Defense	33.8%	3 (17)
38.5	10 (80)	Net Punting	41.7	2 (22)
0.46	3 (31)	Turnover Margin	0.86	1 (5)
4	9 (107)	Fumbles Recovered	11	1 (14)
6	7 (42)	Fumbles Lost	9	8 (103)
13	4 (33)	Passes Intercepted	19	1 (3)
17	5 (61)	Turnovers Gained	30	1 (3)
11	1 (10)	Turnovers Lost	18	6 (66)
159.6	4 (10)	Passing Efficiency	158.9	1 (14)
125.7	6 (36)	Pass Efficiency Defense	103.4	1 (1)
8.0	12 (120)	Fewest Penalties Per Game	102	11 (118)
63.0	11 (103)	Fewest Yards Penalized Per Game	7.3	10 (110)
1.9	13 (89)	Sacks	2.7	4 (38)
2.3	7 (70)	Sacks Allowed	1.9	2 (42)
6.1	7 (50)	Tackles for Loss	7.2	1 (12)
6.8	13 (110)	Tackles for Loss Allowed	3.6	1 (9)
285	8 (46)	First Downs	280	4 (51)
250	6 (45)	First Downs Allowed	266	6 (74)
88.5%	3 (27)	Red Zone Offense	79.4%	8 (94)
73.0%	3 (13)	Red Zone Defense	69.0%	1 (4)

INDIVIDUAL STATS

ARKANSAS (2021)						CINCINNATI (2021)					
Rushing	Att.	Yds.	Avg.	TD		Rushing	Att.	Yds.	Avg.	TD	
KJ Jefferson	146	664	4.5	6		Jerome Ford	215	1319	6.1	19	
Trelon Smith	119	598	5.0	5		Desmond Ridder	110	355	3.2	6	
Raheim Sanders	114	578	5.1	5		Ryan Montgomery	46	312	6.8	3	
Dominique Johnson	97	575	5.9	7							
Passing	Comp.	Att.	Yds.	TD/INT		Passing	Comp.	Att.	Yds.	TD/INT	
KJ Jefferson	198	294	2676	21/4		Demond Ridder	251	387	3334	30/8	
Receiving	Rec.	Yds.	Avg.	TD		Receiving	Rec.	Yds.	Avg.	TD	
Treyton Burks	66	1104	16.7	11		Alec Pierce	52	884	17.0	8	
Tyson Morris	24	337	14.0	2		Tyler Scott	30	520	17.3	5	
Trey Knox	20	141	7.1	1		Tre Tucker	34	426	12.4	2	
Warren Thompson	19	304	16.0	2		Michael Young Jr.	28	353	12.6	2	
						Josh Whyle	26	332	12.8	6	
Punting	No.	Yds.	Avg.	Long		Punting	No.	Yds.	Avg.	Long	
Reid Bauer	58	2510	43.3	61		Mason Fletcher	50	2147	42.9	54	
Punt Returns	No.	Yds.	Avg.	TD	Long	Punt Returns	No.	Yds.	Avg.	TD	Long
Nathan Parodi	18	205	11.4	1	80	Ryan Montgomery	20	229	11.5	0	30
Kickoff Returns	No.	Yds.	Avg.	TD	Long	Kickoff Returns	No.	Yds.	Avg.	TD	Long
AJ Green	9	147	16.3	0	31	Tre Tucker	22	557	25.3	1	99
Scoring	TD	FG	PAT	Total		Scoring	TD	FG	PAT	Points	
Cam Little	-	20-24	46-46	106		Jerome Ford	20	-	-	120	
Treyton Burks	12	-	-	72		Desmond Ridder	8	-	-	50	
Tackles	UT-AT	TT	TFL	Other		Tackles	UT-AT	TT	TFL	Other	
Bumper Pool	45-80	125	7.5-13	2 PBU		Joel Dublanko	59-54	113	11.5-44	5.5 SK, 1 INT	
Grant Morgan	41-60	101	7.0-17	0.5 SK, 1 INT		Darrian Beavers	47-52	99	12.0-45	5.0 SK, 1 INT	
Hayden Henry	50-50	100	12.0-55	4.0 SK, 1 PBU		Bryan Cook	57-39	96	5.0-13	2 INT, 9 PBU	
Joe Foucha	33-50	73	7.5-27	1.5 SK, 2 INT		Deshawn Pace	45-50	95	9.5-19	4 INT	

GAME 1: CINCINNATI

LAST MEETING: N/A

IN DEPTH CHART: OFFENSE

WR



84 Warren Thompson ||| 6-3, 198, R-Sr.

Caught a career-high 19 passes for 304 yards in his first season at Arkansas, starting 3 of the 13 games he played in 2021 ... Team's leading receiver in yards from last season ... Transfer from Florida State.

	REC	YDS	TD
2021	19	304	2
2020	5	104	1
2019	6	91	0
Totals	30	499	3

13 Jaedon Wilson ||| 6-3, 175, R-Fr.

Redshirted during his first season, playing in 1 game in 2021 ... Former 3-star WR out of DeSoto, Texas where he was the No. 96 WR in the nation.

	REC	YDS	TD
2021	0	0	0
Totals	0	0	0

WR



9 Jadon Haselwood ||| 6-3, 213, R-Jr.

Transfer from Oklahoma, where he led the Sooners with 39 passes and 6 TDs to go along with 399 yards in 2021 ... 5-star recruit played for Arkansas RB coach Jimmy Smith at Cedar Grove HS in Atlanta.

	REC	YDS	TD
2021 OU	39	399	6
2020 OU	4	65	0
2019 OU	19	272	1
Totals	62	736	7

14 Bryce Stephens ||| 6-0, 180, R-Fr.

Played in 4 games during his freshman campaign in 2021, seeing action on offense and special teams ... Former 3-star recruit from Oklahoma City, where he was the 8th-best prospect in Oklahoma.

	REC	YDS	TD
2021	3	5	0
Totals	3	5	0

LT



70 Luke Jones ||| 6-6, 327, R-Sr.

Played in all 13 games in 2021 seeing action at LG and LT ... Transferred to Arkansas from Notre Dame in 2019 ... Little Rock native played at Pulaski Academy.

	GP	GS
2021	12	12
2020	10	10
2019	11	10
Totals	33	32

72 Andrew Chamblee ||| 6-6, 303, Fr.

4-star prospect that enrolled early and participated in spring practice ... Rated No. 2 player in Arkansas ... High school teammates with fellow freshman Nico Davillier at Maumelle (Ark.) HS.

	GP	GS
2022	0	0
Totals	0	0

LG



62 Brady Latham ||| 6-5, 307, R-Jr.

Preseason 3rd-Team All-SEC according to league's coaches ... 23 straight starts, including all 13 in 2021 ... Named to the SEC All-Freshman Team, the first Arkansas OL since Denver Kirkland in 2013.

	GP	GS
2021	13	13
2020	10	10
2019	3	0
Totals	26	23

74 Jalen St. John ||| 6-5, 327, R-So.

Saw action in 2 games in 2021 after redshirting in 2020 ... Former 4-star recruit who was a part of Coach Pittman's first recruiting class ... Ranked the No. 9 guard in the nation coming out of high school.

	GP	GS
2021	2	0
2020	-	-
Totals	2	0

C



51 Ricky Stromberg ||| 6-4, 313, Sr.

13 straight starts at center ... Preseason 1st-Team All-SEC center according to SEC coaches ... On the Rimington Award Watch List for nation's best center ... Allowed just 3 sacks and penalized 8 times in 2021.

	GP	GS
2021	13	13
2020	9	8
2019	12	11
Totals	34	32

75 Patrick Kutas ||| 6-5, 305, Fr.

4-star recruit out of Christian Brothers HS in Memphis, Tenn. playing both offensive line and defensive line ... Was the No. 11 interior DL in the nation according to 247Sports.

	GP	GS
2022	0	0
Totals	0	0

RG



55 Beaux Limmer ||| 6-5, 302, R-Jr.

Preseason 4th-Team All-SEC according to Phil Steele ... 11 straight starts at RG ... Logged 795 snaps at RG during 2021 season according to PFF, who also named him to their 2nd-Team All-SEC squad.

	GP	GS
2021	13	11
2020	6	5
2019	4	0
Totals	23	16

76 E'Marion Harris ||| 6-7, 340, Fr.

Rated the No. 3 player in Arkansas as a 4-star recruit from Little Rock's Joe T. Robinson HS ... Enrolled early and practiced with team during spring drills ... Son of former Arkansas DL Elliott Harris.

	GP	GS
2022	0	0
Totals	0	0

RT



78 Dalton Wagner ||| 6-9, 331, *R-Sr.

Voted a team captain ... Started 10 games in 2021, missing a pair of games with a finger injury ... Has played in more games than any current Razorback.



	GP	GS
2021	10	10
2020	7	5
2019	12	12
2018	11	11
Totals	39	28

53 Ty'Kieast Crawford ||| 6-5, 325, Jr.

Saw action in all 13 games in his first season at Arkansas ... Played 2020 season at Charlotte, playing in 6 games and starting 3 ... Originally committed to Arkansas out of high school.

	GP	GS
2021	13	0
2020 CHA	5	5
Totals	18	5

QB



1 KJ Jefferson ||| 6-3, 242, R-Jr.

Voted team captain for 2nd straight season ... Started all 13 games in 2021, leading Arkansas in passing and rushing (664)... 1 of 2 returning FBS QBs to lead their team in passing and rushing (Louisville Malik Cunningham).

	C-A-I	YDS	TD
2021	198-366-4	2676	21
2020	20-41-0	295	3
2019	14-31-1	197	0
Totals	232-366-5	3168	24

4 Malik Hornsby ||| 6-2, 186, R-So.

Played in 8 games in 2021, seeing extensive action against Texas A&M, UAPB and Penn State ... Will split time at WR ... Rated as the No. 5 dual-threat quarterback in the country and 14th overall player in the state of Texas by 247Sports.

	C-A-I	YDS	TD
2021	5-12-0	46	0
2020	0-0-0	0	0
Totals	5-12-0	46	0

RB



5 Raheim Sanders ||| 6-2, 227, So.

Leading rushing RB from 2021 when he was an SEC All-Freshman performer running for 578 yards and 5 TDs with 11 catches for 109 yards and a TD ... Former 4-star recruit that switched from WR to RB in his first spring at Arkansas.

	ATT	YDS	TD
2021	114	578	5
Totals	114	578	5

0 AJ Green ||| 5-11, 208, So.

Played in 12 games as a true freshman in 2021, rushing for 221 yards and a TD to along with 7 catches for 84 yards and another score through the air ... Former 4-star recruit out of Tulsa, where he was No. 2 player in the state.

	ATT	YDS	TD
2021	47	227	1
Totals	47	227	1

TE



7 Trey Knox ||| 6-5, 245, Jr.

Moved to TE during 2021 season and has added 30 pounds since beginning of 2021 season ... Played in 10 games at WR (6 starts) in 2020 ... As freshman in 2019, started 11 games, 28 catches for 385 yards, 3 TDs.



	REC	YDS	TD
2021	14	175	2
2020	20	201	2
2019	0	0	0
2018	0	0	0
Totals	34	376	4

89 Nathan Bax ||| 6-4, 252, R-Sr. - OR - Hudson Henry ||| 6-5, 254, R-Jr.

Bax played in 12 games during 2021 season with no stats ... Henry caught 4 passes for 27 yards appearing in all 13 games, including 3 starts.



	REC	YDS	TD
Henry 2021	4	27	0
2020	16	92	1
2019	3	15	0
Totals	23	134	1

WR



3 Matt Landers ||| 6-5, 197, Sr.

Transfer from Toledo, where he caught 20 passes for 514 yards and 5 TDs in 2021 ... Played 3 years at Georgia, playing in 25 games and catching 12 passes for 132 yards and 1 TD.



	REC	YDS	TD
2021 TOL	20	514	5
2020 UGA	2	27	0
2019 UGA	10	105	1
2018 UGA	0	0	0
Totals	32	646	6

2 Ketron Jackson Jr. ||| 6-2, 203, So.

Played in all 13 games as a true freshman in 2021, catching 5 passes for 97 yards and a score ... Caught his first touchdown against UAPB ... Former 4-star WR from Royse City, Texas.

	REC	YDS	TD
2021	5	97	1
Totals	5	97	1

GAME 1: CINCINNATI

IN DEPTH CHART: DEFENSE

	U-A-T	TFL	SACK
2021	4-3-7	0.0	0.0
2020	0-0-0	0.0	0.0
Totals	4-3-7	0.0	0.0

58 Jashaud Stewart ||| 6-2, 251, Jr.

Appeared in 13 games with one start at DE as a sophomore in 2021 making seven stops ... Key contributor on special teams ... First recruit to commit to Coach Pittman at Arkansas.



DE

	U-A-T	TFL	SACK
2021	0-0-0	0.0	0.0
Totals	0-0-0	0.0	0.0

40 Landon Jackson ||| 6-7, 274, So.

Transfer from LSU, where he played in 5 games as a true freshman in 2021 ... 4-star prospect out of Texarkana, Texas where he was the No. 7 DE in the nation.




DT

	U-A-T	TFL	SACK
2021	7-20-27	4.0	1.0
2020	12-15-27	3.0	2.5
2019	1-3-4	0.0	0.0
Totals	20-38-58	7.0	3.5

50 Eric Gregory ||| 6-4, 303, R-Jr.

Played in all 13 games, including 3 starts, matching his career-best with 27 stops ... Recorded a career-high 4.0 TFLs in 2021 ... Will also play DE.



DT

	U-A-T	TFL	SACK
2021	5-6-11	2.5	0.0
2020	20-15-35	6.0	2.0
2019	3-5-8	0.5	0.5
2018	2-5-7	0.5	0.0
Totals	30-31-61	9.5	2.5

99 Terry Hampton ||| 6-1, 314, *Sr.

Transfer from Arkansas State, where he played 4 seasons for the Red Wolves making 61 tackles with 9.5 TFLs in 36 games, 19 starts ... From El Dorado, Ark.



DT

	U-A-T	TFL	SACK
2021	5-17-22	3.5	1.5
2020	6-18-24	0.5	0.5
2019	7-10-17	1.0	0.5
2018	1-0-1	0.0	0.0
*Totals	19-45-64	5.0	2.5

33 Isaiah Nichols ||| 6-3, 315, R-Sr.

Made 4 starts in 13 games during 2021 season making 22 tackles with a career-best 3.5 TFLs ... Has played in 37 games with 11 starts in 4 seasons at Arkansas.



DE

	U-A-T	TFL	SACK
2021	5-19-24	1.5	1.0
2020	12-15-27	3.0	3.0
2019	1-3-4	0.0	0.0
Totals	18-37-55	4.5	4.0

5 Cam Ball ||| 6-5, 303, R-Fr.

Played in 2 games as a true freshman in 2021 making one tackle ... 3-star prospect out of Atlanta, Ga. who was rated No. 35 DT in the nation.

	U-A-T	TFL	SACK
2021	7-16-23	5.0	2.5
2020	9-13-22	1.5	1.0
2019	6-6-12	0.0	0.0
Totals	22-35-57	6.5	3.5


56 Zach Williams ||| 6-4, 261, Sr.

Played in all 13 games during his 3rd season at UA, making a career-best 23 tackles with 5.5 TFLs ... 2.5 sacks are most of Arkansas returners ... Son of former Arkansas linebacker Rickey Williams (1984-87).

	U-A-T	TFL	SACK
2021 GT	18-20-38	5.5	3.5
2020 GT	20-15-35	8.5	4.0
2019 GT	12-13-25	3.0	1.5
2018 GT	4-1-5	0.0	0.0
Totals	54-49-103	17.0	9.0

14 Jordan Domineck ||| 6-3, 251, R-Sr.

Transfer from Georgia Tech, where he played 4 seasons with 14 starts in 31 games making 103 tackles with 17.0 TFLs and 9.0 sacks ... Recorded 14 of his career 17 TFLs over last 2 seasons.




LB

	U-A-T	TFL	SACK
2021	45-80-125	7.5	0.0
2020	40-61-101	6.5	0.5
2019	38-56-94	6.5	0.5
2018	14-15-29	2.5	0.0
Totals	137-212-349	23.0	1.0

10 Bumper Pool ||| 6-2, 232, Sr.

Voted a team captain ... Preseason All-SEC LB ... 3rd team All-American, 2nd team All-SEC in 2021 after making a team-best 125 tackles ... Enters season with 349 career tackles to rank 9th in school history.



LB

	U-A-T	TFL	SACK
2022	0-0-0	0.0	0.0
Totals	0-0-0	0.0	0.0

36 Jordan Crook ||| 6-0, 232, Fr.

3-star recruit out of Duncannonville, Texas, where he was the No. 10 inside linebacker in the nation ... Named the No. 9 player in Dallas Metro Area by Dallas Morning News as a senior.

	U-A-T	TFL	SACK
2021	12-12-24	2.5	1.0
2020	4-5-9	0.0	0.0
Totals	16-17-33	2.5	1.0

42 Drew Sanders ||| 6-5, 233, Jr.

Transfer from Alabama, where he played in 25 games with three starts in 2 seasons ... Former 5-star recruit started three games for Tide in 2021.

	U-A-T	TFL	SACK
2021	0-1-1	0.5	0.0
Totals	0-1-1	0.5	0.0

27 Chris Paul Jr. ||| 6-1, 230, R-Fr.

Saw action in four games as a true freshman in 2021, making one tackle ... Former 3-star recruit out of Cordele, Ga. where he was the No. 22 inside LB in the nation.

	U-A-T	TFL	INT
2021	8-7-15	0.0	0
2020	8-9-17	1.0	0
2019	5-7-22	1.0	0
2018	0-0-0	0.0	0
Totals	31-23-54	2.0	0

11 LaDarrius Bishop ||| 6-0, 194, R-Sr.

Started 9 of 12 games he played in during 2021 season with 15 tackles ... Nickname is DaeDae ... First cousin of former Hog and current Jacksonville Jag Montaric Brown.



CB

	U-A-T	TFL	INT
2021	8-6-14	0.0	1
2020	1-0-1	0.0	0
2019	1-1-2	0.0	0
Totals	10-7-17	0.0	1

4 Malik Chavis ||| 6-2, 192, R-Jr.

Played in 11 games, including 2 starts, in 2021 making a career-best 14 tackles ... Intercepted his first career pass in his first career start vs. UAPB in 2021 ... Pronounced chav-is

	U-A-T	TFL	INT
2021	22-24-46	1.5	2
2020	51-48-99	2.0	3
2019	3-3-6	0.0	0
Totals	76-75-151	3.5	5

1 Jalen Catalon ||| 5-10, 201, R-Jr.

Voted Team Captain for 2nd year in a row ... Named preseason All-American (2nd) by AP for 2nd straight season ... Played in 6 games making 46 tackles before injuries sidelined him for remainder of the season

	U-A-T	TFL	INT
2021	23-15-38	2.5	0
2020	9-2-11	3.5	1
2019	0-0-0	0.0	0
2018	1-0-1	0.0	0
Totals	33-17-50	6.0	1

7 Latavious Brini ||| 6-2, 215, *Sr.

Transfer from Georgia played in 13 games with 11 starts for national champs making 38 tackles with 2.5 TFLs ... Graduated from UGA in Fall of 2021.



S

	U-A-T	TFL	INT
2021	23-15-38	1.0	0
2020	10-13-23	0.0	0
2019	1-0-1	0.0	0
Totals	34-28-62	1.0	0

15 Simeon Blair ||| 5-10, 208, R-Sr.

Played in all 13 games with 7 starts during 2021 season, making a career-best 38 tackles ... Former walk-on from Pine Bluff, Ark. earned scholarship prior to 2020 season.



S

	U-A-T	TFL	INT
2021	9-15-24	2.0	0
Totals	9-15-24	2.0	0

8 Jayden Johnson ||| 6-2, 204, So.

Started 3 of 11 games in 2021 as a true freshman with 24 tackles with a pair of TFLs ... Three-star prospect out of Cedartown, Ga. ... Played QB, WR, RB, CB and safety in high school.

	U-A-T	TFL	INT
2021	24-29-53	1.0	5
2020	20-11-31	2.0	1
2019	25-14-39	1.0	1
2018	8-1-9	0.0	0
Totals	77-55-132	4.0	7

17 Hudson Clark ||| 6-2, 182, R-Jr.

Former walk-on started 4 games and played in 12 during 2021 season, making 22 tackles ... Started 7 games and made 47 tackles as a walk-on during 2020 season ... Both parents are U of A grads.



CB

	U-A-T	TFL	INT
2021	26-6-32	2.0	1
2020	8-1-9	0.0	0
Totals	34-7-41	2.0	1

3 Dwight McGlothorn ||| 6-2, 181, Jr. - OR - 19 Khari Johnson ||| 6-0, 192, Jr.

McGlothorn is a transfer from LSU, where he played in 17 games with 6 starts in 2 seasons ... Johnson played in 5 games during 2021 season with five tackles.

	U-A-T	TFL	INT
2021	19-25-44	2.5	0
2020	22-17-39	3.0	2
2019	13-12-25	0.0	1
Totals	54-54-108	5.5	3

2 Myles Slusher ||| 6-0, 194, Jr.

Picked off his second career pass at LSU ... Played in 7 games and started 1 as a true freshman in 2020 making 15 tackles with 1.0 TFL and 2 fumble recoveries ... Four-star recruit and No. 5 safety out of Broken Arrow, Okla.

	U-A-T	TFL	INT
2021	1-1-2	0.0	0
2020	0-0-0	0.0	0
2019	13-7-20	1.0	0
2018	0-1-1	0.0	0
Totals	14-9-23	1.0	0

18 Trent Gordon ||| 5-11, 188, R-Sr.

Saw action in 8 games in 2021, making two tackles in his first season at Arkansas ... Played 3 seasons at Penn State before transferring.



NB

RAZORBACK TRENDS

	2021	Streak	Pittman
Overall	9-4	W2	12-11
At Home	6-1	W3	8-4
On the Road	1-3	L1	2-7
Neutral	2-0	W2	2-0

September	4-0	W4	4-1
October	1-3	W1	3-5
November	3-1	W1	4-3
December/January	0-0	W1	1-2

vs. SEC	4-4	W1	7-11
vs. Non-Conference	4-1	W5	4-1
vs. Ranked Opponents	2-3	L3	3-8

Record in Games...

Decided by 7 pts or less	1-2	L1	2-5
Decided by 3 pts or less	2-1	W2	2-4
During the day	7-4	W2	8-8
At night	2-0	W2	4-3

Record When Scoring...

Less than 21 points	2-1	W1	2-3
21+ points	7-3	W2	10-8
30+ points	6-2	W1	7-5
40+ points	3-1	W1	3-2
50+ points	0-1	L1	0-1

Record When Allowing...

Less than 14 points	5-0	W19	6-0
Less than 21 points	7-0	W19	9-0
21+ points	2-4	L1	3-11

Record When...

Scoring first	9-1	W5	11-3
Opponents score first	0-3	L7	1-8
Leading after the 1Q	8-1	W4	9-3
Trailing after the 1Q	0-3	L6	1-8
Tied after the 1Q	1-0	W2	2-0
Leading at halftime	6-0	W6	8-2
Trailing at halftime	3-4	W1	4-9
Tied at halftime	0-0	L2	0-0
Leading after the 3Q	8-0	W8	11-2
Trailing after the 3Q	0-3	L27	0-8
Tied going into the 4Q	1-1	L1	1-1
In overtime games	1-0	W1	1-0

Record With...

Less than 400 yards total offense	3-1	W2	4-3
400+ yards total offense	6-3	W2	7-8
500+ yards total offense	2-1	W1	2-2
600+ yards total offense	1-1	L1	1-1
Less than 100 yards rushing	0-1	L2	1-3
100+ yards rushing	9-3	W2	11-8
200+ yards rushing	6-2	W3	6-5
300+ yards rushing	2-1	W1	2-1
Less than 200 yards passing	5-1	W3	5-2
200+ yards passing	4-3	W1	7-9
300+ yards passing	1-2	L2	1-4
400+ yards passing	0-0	L2	0-0
A 300-yard passer	1-2	L2	1-4
A 100-yard rusher	3-1	W2	3-4

Record When Allowing...

Less than 200 total yards	0-0	W6	0-0
200+ total yards	9-3	W2	12-10
300+ total yards	5-4	W2	6-10
400+ total yards	1-3	L1	3-9
Less than 100 rush yards	2-0	W3	3-0
100+ rush yards	7-4	W2	8-11
200+ rush yards	1-2	W1	2-6
Less than 200 pass yards	6-1	W3	7-2
200+ pass yards	3-3	L1	4-9
300+ pass yards	1-1	L1	2-3
400+ pass yards	1-1	L1	1-1
A 300-yard passer	1-1	L1	2-3
A 100-yard rusher	2-2	W1	2-4

Record When Having...

No turnovers	4-1	W2	5-4
Less than 3 turnovers	5-3	W2	8-8
3 or more turnovers	0-0	L3	0-2
No takeaways	1-2	L2	1-5
Less than 3 takeaways	7-2	W2	8-9
3 or more takeaways	1-0	W6	3-0
Win turnover battle	4-0	W7	7-0
Lost turnover battle	0-1	L16	0-3
Turnovers even	5-3	W2	6-7
More than 30:00 TOP	4-2	W1	5-2
Less than 30:00 TOP	5-2	W1	7-9

RAZORBACK NOTEBOOK

PITTMAN'S PROGRAM

- Head coach Sam Pittman leads Arkansas into 2022 on the heels of the program's best season in a decade.
- The Hogs went 9-4 and won four trophies for the first time in school history last season, capturing the Southwest Classic (Texas A&M), the Battle of the Golden Boot (LSU), the Battle Line Rivalry (Missouri) and the Outback Bowl (Penn State).
- Arkansas' win over Penn State in the Outback Bowl was the first for the program since a Liberty Bowl victory in 2016 as well as the program's first January bowl win since 2012.
- The Razorbacks had won eight games combined in the previous three seasons before winning eight in the regular season and then the team's first bowl game since 2016.
- Pittman's tenure at the helm has been defined by a blue-collar work ethic and consistency, as evidenced by all three coordinators – offensive coordinator Kendal Briles, defensive coordinator Barry Odom and special teams coordinator Scott Fountain – returning for their third season on The Hill.
- Running backs coach Jimmy Smith and linebackers coach Michael Scherer are also headed into their third season in Fayetteville. Offensive line coach Cody Kennedy, tight ends coach Dowell Loggains and wideouts coach Kenny Guiton each enter their second season on Pittman's staff.



Sam Pittman led Arkansas to a 9-4 season in 2021, the Hogs' best in a decade. The Hogs won four SEC games and all five games against non-conference foes, including the Outback Bowl.

QB1

- Redshirt junior quarterback KJ Jefferson is the unquestioned leader of the Arkansas offense heading into 2022.
- Jefferson helped lead the Razorbacks to a nine-win season in 2021 – their most wins in a year since 2011 – as well as their first New Year's Day bowl game win since the 2000 Cotton Bowl.
- The Sardis, Miss., native started all 13 games at quarterback, completing 198-of-294 (67.3%) passes for 2,676 yards and 21 touchdowns. Jefferson threw four interceptions on the year and completed 171 consecutive passes without a turnover, the second-longest streak by an Arkansas passer in history.
- At the year's end, Jefferson ranked third in the SEC in passing yards per completion (13.5) and yards per pass attempt (9.1), fourth in completion percentage (63.7%) and passing efficiency (164.7), and sixth in total offense (256.9).
- Jefferson's completion percentage (63.7%) currently stands as the highest single-season completion percentage in school history when attempting at least 250 passes.
- Jefferson was one of only five FBS quarterbacks with 20 or more touchdown passes and four or fewer interceptions in 2021: Tennessee QB Hendon Hooker (31 TD/3 INT), Coastal Carolina QB Grayson McCall (27 TD/3 INT), Oklahoma QB Caleb Williams (21 TD/4 INT), Louisiana QB Levi Lewis (20 TD/4 INT)
- Jefferson also ran for a team-leading 664 yards and six scores on 146 carries in 2021, becoming the first Razorback quarterback with multiple games of 2+ rushing touchdowns (2 vs. Rice, 3 vs. Ole Miss) in the same season since 1997.
- Since 2000, Jefferson is one of six SEC quarterbacks to throw for 3+ touchdowns and rushed for 3+ scores in a game: Texas A&M QB Johnny Manziel (2012), Mississippi State QB Dak Prescott (2015), Ole Miss QB Chad Kelly (2015), LSU QB Joe Burrow (2018), Ole Miss QB Matt Corral (2021).
- Jefferson finished the 2021 campaign as one of seven FBS quarterbacks with 2,500+ passing yards, 20+ passing touchdowns, 600+ rushing yards and 5+ rushing scores:



KJ Jefferson is set to make his 16th career start under center when #19 Arkansas opens the 2022 season against #23 Cincinnati at 2:30 p.m. Saturday, Sept. 3, inside Razorback Stadium.

Player	School	Passing Yards	Passing TDs	Rushing Yards	Rushing TDs
Hendon Hooker	Tennessee	2,945	31	616	5
Malik Willis	Liberty	2,857	27	878	13
Sam Howell	North Carolina	3,056	24	828	11
KJ Jefferson	Arkansas	2,676	21	664	6
Dustin Crum	Kent State	3,206	20	703	12
Spencer Sanders	Oklahoma State	2,839	20	668	6
Matt Corral	Ole Miss	3,349	20	614	11

RAZORBACK NOTEBOOK

RUNNIN' RAZORBACKS

- Arkansas, armed with a four-headed monster in the backfield a year ago, was the best rushing team in all of Power 5 and boasted the nation's seventh-best rushing attack last season, averaging 227.8 yards per game on the ground.
- The Razorback offense ran for an SEC-leading 2,961 total yards in 2021 – the program's most since 2007 when legendary RB Darren McFadden and RB Felix Jones led the Hogs to a school-record 3,725 rushing yards.
- Four Arkansas ball carriers rushed for over 500 yards last season, powered by QB KJ Jefferson's team-best 664 yards on the ground. RB Treylon Smith (598), RB Raheim Sanders (578) and RB Dominique Johnson (575) also eclipsed the 500-yard mark.
- Arkansas was one of only two teams in the country (Ole Miss) with four ball carriers with 500+ rushing yards in 2021.
- Before 2021, the Hogs last had four 500-yard rushers in a season in 1975 when RB Ike Forte (983 yards), RB Jerry Eckwood (792 yards), RB Rolland Fuchs (618 yards) and QB Scott Bull (533 yards) helped Arkansas total a then-school record 3,523 yards.
- In addition to rushing for 500+ yards, Johnson (7), Jefferson (6), Sanders (5) and Smith (5) each totaled 5+ scores on the ground. Arkansas was the only FBS team with four rushers with 500+ rushing yards and 5+ rushing touchdowns last season.
- The Razorback running game was also explosive in 2021, producing 113 runs of 10+ yards to lead all Power 5 schools and rank second nationally behind Kent State (126). Of those 113 runs, 27 went for 20+ yards and 12 went for 30+ yards.
- Arkansas was one of two SEC teams (Tennessee) with a league-best eight games of 200+ rushing yards in 2021.

ROCKET MAN

- Sophomore RB Raheim 'Rocket' Sanders is expected to be the Razorbacks' lead man in the backfield this season after he burst onto the scene as a true freshman one year ago.
- The Rockledge, Fla., native earned SEC All-Freshman honors from the league's coaches after rushing for 578 yards (5.2 ypc) and five touchdowns in 13 games last season. Sanders ranked second on the team in rushing yards at the year's end.
- He was one of four Razorbacks rushers to run for at least 500 yards – a feat that had not been accomplished at Arkansas since 1975. QB KJ Jefferson (664), RB Treylon Smith (598) and RB Dominique Johnson (575) also eclipsed the 500-yard mark.
- Sanders finished the season as the first Arkansas freshman ball carrier to run for more than 400 rushing yards in a season since RB Devwah Whaley totaled 602 yards on the ground as a true freshman in 2016.
- Sanders registered one 100-yard rushing performance and posted two games with multiple rushing touchdowns last season.
- He became the first Arkansas freshman to rush for 100+ yards in a game since 2017 (RB Chase Hayden - 120 rushing yards vs. Florida A&M) when he ran wild at Ole Miss, totaling a career-high 139 yards on 17 carries. Sanders' 139 yards currently stand as the seventh-most rushing yards ever by an Arkansas freshman in a single game.
- Sanders' 139 rushing yards at Ole Miss were the most in a game by an Arkansas rusher last season.



Raheim Sanders earned SEC All-Freshman honors after rushing for 578 yards with five touchdowns on the ground while also contributing 11 receptions for 109 yards and a score in 2021.

RUN THE DOM BALL

- Junior RB Dominique Johnson emerged as the Razorbacks' starting running back in 2021 after converting from tight end and beginning last season as the team's fifth-string rusher.
- Johnson, who played in all 13 games with six starts, finished fourth on the team in rushing yards (575) and totaled a team-best seven rushing touchdowns. He, along with QB KJ Jefferson (664), RB Treylon Smith (598) and RB Raheim Sanders (578), was one of four Razorbacks rushers to run for at least 500 yards – a feat that had not been accomplished at Arkansas since 1975.
- Powered by Johnson's team-best 5.9 yards per carry, Arkansas finished as the top rushing team in all of Power 5 and boasted the nation's seventh-best rushing attack last season.

VETERAN PRESENCE UP FRONT

- Arkansas returns four veterans - redshirt senior Dalton Wagner, senior Ricky Stromberg, redshirt junior Brady Latham and redshirt junior Beaux Limmer - on its offensive line in 2022.
- The foursome has combined for 124 career games played with 99 career starts, the second-most combined career starts started among SEC offensive lines entering 2022 (Auburn returns 102 combined career starts on its offensive line).

Player	Career Games Played	Career Starts
Dalton Wagner	41	28
Ricky Stromberg	34	32
Brady Latham	25	23
Beaux Limmer	24	16
Total	124	99

- Entering 2022, Arkansas is one of three SEC teams (Auburn - 135; Missouri - 125) returning 120 or more career games played among its offensive line starters. Arkansas and Auburn (102) are the only SEC teams returning 90+ career starts.
- Arkansas has five offensive linemen on its roster with at least one career start at the FBS level: Ty'Kieast Crawford, Brady Latham, Beaux Limmer, Ricky Stromberg and Dalton Wagner. Crawford made two starts as a freshman at Charlotte in 2020.
- Wagner boasts the most career games played (41) among Arkansas' returning offensive line starters. He started all 10 games played in last season, missing three contests due to injury.
- Stromberg, who earned second-team All-SEC praise for the Associated Press last season, anchored the Razorbacks' offensive line in 2021, starting all 13 games at center and blocking for an offense that led all Power 5 schools in rushing with an average of 227.8 yards per game on the ground. He allowed only three sacks and was penalized just eight times all season.
- Latham started all 13 games at left guard in 2021 and has carded 23 consecutive starts on the offensive line entering the 2022 campaign. The Jenks, Okla., product helped block for an offensive attack that posted three games of 300+ rushing yards and two games of 600+ yards of total offense last season.
- Limmer nabbed All-SEC recognition from Phil Steele last season after playing in all 13 games with starts in the final 11 contests. The Tyler, Texas, native lined up primarily at right guard throughout the year, paving the way for four Razorbacks to rush for 500+ yards – a feat that had not been accomplished at Arkansas since 1975.



All-SEC honoree **Ricky Stromberg** anchored the Razorbacks' offensive line in 2021, starting all 13 games at center. He allowed only three sacks and was penalized just eight times all season.

RAZORBACKS IN THE NFL

#PRHOGS



As of Aug. 29, 2022

Name	Pos.	NFL Team
Feleipe Franks	QB	Atlanta Falcons
Brandon Allen	QB	Cincinnati Bengals
Hjalte Froholdt	OL	Cleveland Browns
John Ridgeway	DL	Dallas Cowboys
McKelvin Agim	DL	Denver Broncos
Jerry Jacobs	DB	Detroit Lions
Frank Ragnow	OL	Detroit Lions
Dan Skipper	OL	Detroit Lions
Montaric Brown	DB	Jacksonville Jaguars
Trey Flowers	LB	Miami Dolphins
Armon Watts	DL	Minnesota Vikings
Hunter Henry	TE	New England Patriots
Deatrich Wise Jr.	DL	New England Patriots
Jonathan Marshall	DL	New York Jets
Dre Greenlaw	LB	San Francisco 49ers
Treyton Burks	WR	Tennessee Titans
Cody Hollister	WR	Tennessee Titans
De'Jon Harris	LB	Washington Commanders
Jonathan Williams	RB	Washington Commanders
Kamren Curl	DB	Washington Commanders

* Reserve/Injured // ^ Practice Squad



THE HOG POD WITH BO MATTINGLY

Check out the Hog Pod with Bo Mattingly for great stories and insight about Razorback football, including episodes with AD Hunter Yurachek, head coach Sam Pittman, offensive coordinator Kendal Briles, defensive coordinator Barry Odom, QB KJ Jefferson, LB Bumper Pool and others. Find The Hog Pod anywhere you get your podcasts, or visit ArkansasRazorbacks.com/TheHogPod.

RAZORBACK NOTEBOOK

HARD KNOX

- Senior TE Trey Knox enters the 2022 campaign as Arkansas' most experienced returning pass catcher.
- After beginning his college career at wide receiver, Knox shifted to tight end last season to provide depth at the position.
- The Murfreesboro, Tenn., native, who has 55 receptions for 596 yards and four touchdowns in 33 career games, thrived in the new role last season, catching 20 balls for 141 yards and one touchdown.
- Knox also helped block for a ground attack that led the SEC in rushing, averaging 227.8 yards per game on the ground.
- No returning Razorback pass catcher has more career receptions than Knox entering this season:

Rank	Player	Career Games Played	Career Receptions
1.	WR/TE Trey Knox	33	55
2.	WR Warren Thompson	29	30
3.	TE Hudson Henry	19	23
4.	RB Raheim Sanders	13	11
5.	RB AJ Green	12	7
	RB Dominique Johnson	18	7

NEW GUYS BRING EXPERIENCE

- In addition to returners TE Troy Knox and redshirt senior WR Warren Thompson, a pair of newcomers – redshirt junior WR Jadon Haselwood and senior WR Matt Landers – will be counted on to help fill the void left by WR Treyton Burks' departure.
- Burks, who cemented his status as one of the greatest wide receivers in school history with 66 catches for 1104 yards and 11 touchdowns last season, was selected by the Tennessee Titans with the No. 18 overall pick of the 2022 NFL Draft.
- Haselwood, a transfer from Oklahoma, arrives at Arkansas with 62 receptions for 736 yards and seven touchdowns in 28 career games. He led the Sooners with a team-best 39 catches for 399 yards and a team-leading six touchdowns in 2021.
- Landers spent the first three seasons of his college career at Georgia before transferring at Toledo last season, where he made 20 receptions for 514 yards and five touchdowns in 12 games. The St. Petersburg, Fla., native enters the 2022 campaign with 32 receptions for 646 yards and six touchdowns over 37 career games.

BUMP IS BACK

- Senior LB Bumper Pool, one of Razorbacks' top playmakers on the defensive side of the football, made the decision to return for a final season at Arkansas after a sensational 2021 campaign.
- Pool led the Hogs in total tackles with 125 (45 solo) last year, his second consecutive season with 100+ total tackles.
- His 9.6 tackles per game, most among all Razorback defenders, ranked third in the SEC and 15th nationally.
- The Lucas, Texas, product is one of college football's premier tackling machines, totaling the second-most stops (320) among all FBS defenders since 2019. Pool is second to Troy LB Carlton Martial, who has totaled 367 tackles in that same span.
- Pool enters the 2022 campaign with 349 career tackles to his name, ranking ninth all-time in Arkansas history.

Rank	Player	Career Tackles
7.	Cliff Powell	367 (172 UT, 195 AT)
8.	Ronnie Caveness	357 (133 UT, 224 AT)
9.	Bumper Pool	349 (137 UT, 212 AT)
10.	Rickey Williams	343 (210 UT, 133 AT)

- Pool's race to become the Hogs' all-time leading tackler will begin on Sept. 3 when Arkansas kicks off the 2022 campaign.
- He is 60 tackles shy of surpassing LB Tony Bua's 408 career tackles, which have been the program record since 2003.

IT TAKES THREE TO TACKLE

- LB Bumper Pool was one of three Arkansas linebackers to record at least 100 total tackles last season.
- Pool (125), LB Grant Morgan (101) and LB Hayden Henry (100) combined for 326 stops, accounting for 35.6% of the Hogs' total tackles (950) in 2021.
- Arkansas finished as the only team in the SEC with three players in the league's top 10 in tackles per game last season:

Rank	Player	Tackles Per Game
3.	Bumper Pool	9.6
6.	Grant Morgan	7.7
6.	Hayden Henry	7.7

HOG TRACKER

- Of QB KJ Jefferson's 15 career starts to date, six have come against top-20 teams in the AP Poll: #1 LSU (2019), #2 Alabama (2021), #2 Georgia (2021), #7 Texas A&M (2021), #15 Texas (2021), #17 Ole Miss (2021).
- Arkansas has scored 30+ points in nine of QB KJ Jefferson's 15 career starts to date: 48 at Missouri (2020), 38 vs. Rice (2021), 40 vs. Texas (2021), 45 vs. Georgia Southern (2021), 51 at Ole Miss (2021), 45 vs. UAPB (2021), 31 vs. Mississippi State (2021), 35 at Alabama (2021), 34 vs. Missouri (2021).
- LB Bumper Pool enters the 2022 campaign with 349 total tackles, ninth all-time on the Arkansas career stops list. Pool is just 60 tackles away from overtaking LB Tony Bua (2000-03), whose 408 career total tackles have been the school record for nearly 20 years.
- LB Bumper Pool has posted two consecutive 100-tackle seasons, totaling 101 tackles in 2020 before racking up a team-leading 125 stops in 2021. Pool could be the first Razorback with three consecutive 100-tackle seasons since LB De'Jon Harris (2017-19).
- K Cam Little connected on 20-of-24 field goals in 2021, tied for the third-most makes in a single season in program history. His career field goal percentage currently stands at 83.3%, which would rank first all-time in Arkansas history (min. 20 made field goals).

RAZORBACK NOTEBOOK

RETURN OF THE CAT

- Redshirt junior DB Jalen Catalan enters the 2022 campaign as one of the nation's top defensive backs despite missing most of the 2021 season due to a shoulder injury.
- The Mansfield, Texas, native was eighth on the team in total tackles (46) with 1.5 tackles for loss in just six games.
- He finished with two interceptions, picking off a career-high two passes in last year's season opener against Rice.
- His four pass breakups tied for third most on the Hogs.
- In Catalan's last full season, he was a first-team All-SEC honoree and a Football Writers Association of America (FWAA) Freshman All-American following a breakout 2020 campaign.
- He played in all 10 games with nine starts as a redshirt freshman, logging 99 total tackles with 2.0 tackles for loss, three interceptions, four pass breakups, two forced fumbles and one fumble recovery.
- Catalan averaged 9.9 tackles per game in 2020, tied for the FBS freshman lead and fourth among all SEC defenders, and was the only FBS freshman to post 95+ tackles and at least three interceptions on the year.
- Entering the 2022 campaign, Catalan has 151 total tackles and five interceptions in 20 career games played.



Jalen Catalan, one of the nation's top defensive backs, boasts an extensive list of honors entering the 2022 campaign, including Associated Press preseason All-America recognition.

NO FLY ZONE

- Since Barry Odom began as defensive coordinator in 2020, the Razorbacks have totaled 26 interceptions in 23 games.
- Arkansas grabbed 13 interceptions in 10 games during the 2020 season and tallied 13 more interceptions in 2021.
- Arkansas' 26 interceptions since the start of the 2020 campaign are second most in the SEC behind only Alabama (27).
- The Hogs' ball-hawking prowess has been led by DB Jalen Catalan (5) and redshirt junior DB Hudson Clark (3). Catalan picked off three passes in 2020 and two more in 2021, while all three of Clark's three career interceptions came in 2020.
- Junior DB Myles Slusher (2), redshirt junior DB Malik Chavis (1) and redshirt junior DL Eric Gregory (1) have each chipped in with interceptions since the 2020 season.

CAM KICKS FOR A CAUSE

- Sophomore K Cam Little turned in one of the best freshman campaigns in program history last season, earning Freshman All-America praise from the Football Writers Association of America.
- In his first year on campus, Little connected on 20-of-24 (83.3%) field goal attempts, was a perfect 46-for-46 on point after attempts and led the Razorbacks with 106 points – just the sixth 100-point season by an Arkansas kicker in history.
- For every field goal he hit last season, Little donated \$10 to Down Syndrome Connection of Northwest Arkansas.
- In a historic performance in last year's win against Texas, the Moore, Okla., native became the first Razorback freshman kicker to drill four field goals in a game since K Alex Tejada (2007).
- Little's stellar freshman campaign etched his name in the Arkansas record books in numerous places, with his 20 made field goals tying K Todd Wright (20 field goals made in 1989) for third most in a single season.
- Little's field goal percentage (83.3%) was the fifth best in school history and the best by an Arkansas kicker since 2013.
- His career field goal percentage (83.3%) currently ranks first all-time in Arkansas history (min. 20 made field goals).
- His 46 point after attempts made matched the seventh most in a single season in Arkansas history and were the most since K Cole Hedlund's school-record 58 point after attempts made in 2015.
- Nationally, Little's 20 made field goals were the second most among all FBS freshman kickers last season.
- His field goal percentage (83.3%) was the best among all FBS freshman kickers with a minimum of 20 field goal attempts.

FIELD GOAL FUNDRAISER

Game	Opponent	Made-Att.	Money Raised
1	Rice	1-1	\$10
2	Texas	4-4	\$40
3	Ga. Southern	1-1	\$10
4	Texas A&M	2-2	\$20
5	Georgia	0-1	\$0
6	Ole Miss	1-2	\$10
7	Auburn	1-2	\$10
8	UAPB	1-1	\$10
9	Mississippi St.	3-4	\$30
10	LSU	3-3	\$30
11	Alabama	0-0	\$0
12	Missouri	2-2	\$20
13	Penn State	1-1	\$10
		20-24	\$200

EXTRA! EXTRA! READ ALL ABOUT IT!

- Follow [@RazorbackComms](https://twitter.com/RazorbackComms), the official Twitter account of Razorback Communications, for Arkansas stats and facts. The account is operated by members of the school's communications staff.
- In-game notes and information will be shared in addition to a traditional postgame notes package, which is shared via email and archived at ArkansasRazorbacks.com.



SEC STANDINGS

EASTERN DIVISION

Team	OVR	SEC	Home	Road	Strk
Florida	0-0	0-0	0-0	0-0	-
Georgia	0-0	0-0	0-0	0-0	-
Kentucky	0-0	0-0	0-0	0-0	-
Missouri	0-0	0-0	0-0	0-0	-
South Carolina	0-0	0-0	0-0	0-0	-
Tennessee	0-0	0-0	0-0	0-0	-
Vanderbilt	0-0	0-0	0-0	0-0	-

WESTERN DIVISION

Team	OVR	SEC	Home	Road	Strk
Alabama	0-0	0-0	0-0	0-0	-
Arkansas	0-0	0-0	0-0	0-0	-
Auburn	0-0	0-0	0-0	0-0	-
LSU	0-0	0-0	0-0	0-0	-
Mississippi St.	0-0	0-0	0-0	0-0	-
Ole Miss	0-0	0-0	0-0	0-0	-
Texas A&M	0-0	0-0	0-0	0-0	-

SEC SCHEDULE

Thursday, Sept. 1

Ball State at Tennessee | 6 p.m. | SEC Network
Louisiana Tech at Missouri | 7 p.m. | ESPN

Saturday, Sept. 3

Sam Houston at Texas A&M | 11 a.m. | SEC Network
Oregon vs. Georgia | 2:30 p.m. | ABC

Cincinnati at Arkansas | 2:30 p.m. | ESPN

Troy at Ole Miss | 3 p.m. | SEC Network
Utah at Florida | 6 p.m. | ESPN

Miami (OH) at Kentucky | 6 p.m. | SECN+/ESPN+
Mercer at Auburn | 6 p.m. | SECN+/ESPN+
Elon at Vanderbilt | 6 p.m. | SECN+/ESPN+
Utah State at Alabama | 6:30 p.m. | SEC Network
Memphis at Mississippi State | 6:30 p.m. | ESPN
Georgia State at South Carolina | 6:30 p.m. | SECN+/ESPN+

Sunday, Sept. 4

Florida State vs. LSU | 6:30 p.m. | ABC

All times Central

HOGS IN THE POLLS

	AP	Coaches	CFP
Preseason	19	23	-
Week 2			
Week 3			
Week 4			
Week 5			
Week 6			
Week 7			
Week 8			
Week 9			
Week 10			
Week 11			
Week 12			
Week 13			
Week 14			
Week 15			

RAZORBACK NOTEBOOK

ACTIVE CAREER LEADERS

TACKLES

Rank	Player, Class	Tackles
1.	Bumper Pool, *Sr.	349
2.	Jalen Catalon, R-Jr.	151
3.	Jordan Domineck, R-Sr.	103
4.	Hudson Clark, R-Jr.	69
5.	Myles Slusher, Jr.	65

TACKLES FOR LOSS

Rank	Player, Class	TFL
1.	Bumper Pool, *Sr.	23.0
2.	Jordan Domineck, R-Sr.	17.5
3.	Terry Hampton, *Sr.	9.5
4.	Eric Gregory, R-Jr.	7.0
	Zach Williams, Sr.	7.0

SACKS

Rank	Player, Class	Sacks
1.	Jordan Domineck, R-Sr.	9.0
2.	Eric Gregory, R-Jr.	3.5
	Zach Williams, Sr.	3.5
4.	Terry Hampton, *Sr.	2.5
	Isaiah Nichols, R-Sr.	2.5

INTERCEPTIONS

Rank	Player, Class	INTs
1.	Jalen Catalon, R-Jr.	5
2.	Hudson Clark, R-Jr.	3
3.	Myles Slusher, Jr.	2
4.	Latvius Brini, *Sr.	1
	Mali Chavis, R-Jr.	1
	Eric Gregory, R-Jr.	1
	Dwight McGlothern, Jr.	1

RUSHING

Rank	Player, Class	Yards
1.	KJ Jefferson, R-Jr.	789
2.	Raheim Sanders, So.	578
3.	Dominique Johnson, Jr.	575
4.	Dennis Daniels, R-Sr.	501
5.	AJ Green, So.	227

RECEPTIONS

Rank	Player, Class	Receptions/Yards
1.	Jadon Haselwood, R-Jr.	62/736
2.	Trey Knox, Jr.	55/596
3.	Matt Landers, Sr.	32/646
4.	Warren Thompson, R-Jr.	30/499
5.	Hudson Henry, R-Jr.	23/134

TURNED THINGS AROUND

• Sam Pittman is at the helm of one of the most remarkable turnarounds in college football. Following consecutive two-win campaigns, which both included no SEC victories, in 2018 and 2019, the Razorbacks won three games against a conference-only schedule in 2020 under Pittman's guidance before winning nine games in 2021.

School	2018	2019	2020	2018-20 Avg.	2021	Win Differential
Arkansas	2	2	3	2.3	9	6.7
Ole Miss	5	4	5	4.7	10	5.3
Georgia	11	12	8	10.3	14	3.7
South Carolina	7	4	2	4.3	7	2.7
Kentucky	10	8	5	7.7	10	2.3
Tennessee	5	8	3	5.3	7	1.7
Mississippi State	8	6	4	6.0	7	1.0
Alabama	14	11	13	12.7	13	0.3
Missouri	8	6	5	6.3	6	-0.3
Texas A&M	9	8	9	8.7	8	-0.7
Vanderbilt	6	3	0	3.0	2	-1.0
Auburn	8	9	6	7.7	6	-1.7
Florida	10	11	8	9.7	6	-3.7
LSU	10	15	5	10.0	6	-4.0

- Pittman enters the 2022 campaign on the heels of one of the most successful seasons in program history.
- The Razorbacks won nine games in 2021, including all three of the program's trophy games for the first time in history in addition to the Outback Bowl, after totaling just eight wins in the three seasons prior to his return to The Hill.
- Arkansas started the 2021 campaign with a 4-0 record, rising to as high as No. 8 in the AP poll - the team's highest ranking since 2011 - and checking in at No. 21 in the final College Football Playoff rankings, tying the Razorbacks' highest-ever ranking from the committee and marking their first time finishing the season in the Top 25 since the CFP's inception in 2014.
- Pittman, who was named the AFCA Region 2 Coach of the Year in 2021, has won seven SEC games in his first two years as head coach, the most since Houston Nutt won 10 in his first two years (1998-99) at the helm.



THE RAZORBACK DAILY

The Razorback Daily is the official daily podcast of the Arkansas Razorbacks. Hosted by Quinn Grovey and Matt Zimmerman, it is the one-stop shop for everything fans need to know about the Hogs: the biggest stories, exclusive interviews and opinions on the most important news of the day. Find The Razorback Daily anywhere you get your podcasts, or visit linktr.ee/razorbackdaily.

2022 HONORS

PRESEASON ALL-AMERICA

Jalen Catalon • R-Jr. • DB

ESPN – First Team
Phil Steele – First Team
Associated Press – Second Team
Athlon Sports – Second Team
CBS Sports / 247Sports – Second Team
Sporting News – Second Team
Sports Illustrated – Second Team
The Athletic – Second Team
Pro Football Focus – Third Team

Bumper Pool • Sr. • LB

Phil Steele – Second Team
Athlon Sports – Fourth Team
Pro Football Focus – Honorable Mention

Ricky Stromberg • Sr. • OL

The Athletic – Second Team
Phil Steele – Fourth Team

PRESEASON ALL-SEC

Reid Bauer • R-Sr. • P

Pro Football Focus – Third Team

Jalen Catalon • R-Jr. • DB

CBS Sports – First Team
Coaches – First Team
Media – First Team
Phil Steele – First Team
Athlon Sports – Second Team
Pro Football Focus – Second Team

Jadon Haselwood • R-Jr. • WR

Phil Steele – Fourth Team

KJ Jefferson • R-Jr. • QB

Athlon Sports – Third Team

Brady Latham • R-Jr. • OL

CBS Sports – Third Team
Coaches – Third Team
Media – Third Team
Pro Football Focus – Third Team

Beaux Limmer • R-Jr. • OL

Pro Football Focus – Second Team
Athlon Sports – Third Team
Phil Steele – Fourth Team

Cam Little • So. • K

Pro Football Focus – Second Team
Athlon Sports – Fourth Team
Phil Steele – Fourth Team

Isaiah Nichols • R-Sr. • DL

Phil Steele – Fourth Team

Bumper Pool • Sr. • LB

Athlon Sports – First Team
Coaches – First Team
Phil Steele – First Team
Pro Football Focus – First Team
CBS Sports – Second Team
Media – Second Team

Drew Sanders • Jr. • LB

Athlon Sports – Fourth Team

Raheim Sanders • So. • RB

Athlon Sports – Fourth Team

Ricky Stromberg • Jr. • OL

Athlon Sports – First Team
CBS Sports – First Team
Coaches – First Team
Media – First Team
Phil Steele – First Team
Pro Football Focus – Second Team

Dalton Wagner • R-Sr. • OL

Pro Football Focus – Third Team

WATCH LISTS

Reid Bauer • R-Sr. • P

Ray Guy Award

Simeon Blair • R-Sr. • DB

Reese's Senior Bowl

Latavious Brini • Sr. • DB

Reese's Senior Bowl

Jalen Catalon • R-Jr. • DB

Bronko Nagurski Trophy
Chuck Bednarik Award
Jim Thorpe Award

Dominique Johnson • Jr. • RB

Earl Campbell Tyler Rose Award

KJ Jefferson • R-Jr. • QB

Davey O'Brien Award
Johnny Unitas Golden Arm Award
Manning Award
Maxwell Award

Trey Knox • Sr. • TE

Reese's Senior Bowl

Cam Little • So. • K

Danny Wuerffel Trophy
Lou Groza Award

Sam Pittman • Head Coach

Bobby Dodd Coach of the Year Award

Bumper Pool • Sr. • LB

Bronko Nagurski Trophy
Chuck Bednarik Award
Dick Butkus Award
Reese's Senior Bowl
Vince Lombardi Award

Ricky Stromberg • Jr. • OL

Outland Trophy
Reese's Senior Bowl
Rimington Trophy

Dalton Wagner • R-Sr. • OL

Reese's Senior Bowl

Zach Williams • Sr. • DL

Reese's Senior Bowl

WEEKLY AWARDS

MISCELLANEOUS OFFENSE STATS

GAMES WITH A RECEPTION

Player	2017	2018	2019	2020	2021	Career
Treyton Burks	--	--	11	9	12	32
Jaquayln Crawford	--	--	--	0	2	2
T.J. Hammonds	1	3	3	2	0	9
Hudson Henry	--	--	2	5	3	10
AJ Green	--	--	--	--	5	5
Ketron Jackson Jr.	--	--	--	--	4	4
KJ Jefferson	--	--	1	0	0	1
Dominique Johnson	--	--	--	0	5	5
Blake Kern	0	0	0	9	10	19
Trey Knox	--	--	7	5	6	18
Tyson Morris	--	2	8	6	11	27
Raheim Sanders	--	--	--	--	6	6
Trelon Smith	--	--	--	9	4	13
Bryce Stephens	--	--	--	--	1	1
Warren Thompson	--	--	--	--	10	10
De'Vion Warren	1	2	3	7	8	21
John David White	--	--	1	0	1	2

5+ RECEPTIONS

Player	2017	2018	2019	2020	2021	Career
Treyton Burks	--	--	1	6	8	15
Hudson Henry	--	--	0	1	0	1
Trey Knox	--	--	3	0	1	4
Trelon Smith	--	--	--	2	0	2
De'Vion Warren	0	0	0	1	0	1

20+ YARD RECEPTION

Player	2017	2018	2019	2020	2021	Career
Treyton Burks	--	--	10	11	20	41
AJ Green	--	--	--	--	1	1
T.J. Hammonds	1	1	--	1	0	3
Ketron Jackson Jr.	--	--	--	--	1	1
Dominique Johnson	--	--	--	0	1	1
Blake Kern	0	0	0	2	2	4
Trey Knox	--	--	5	1	0	6
Tyson Morris	--	0	1	0	4	5
Raheim Sanders	--	--	--	--	2	2
Trelon Smith	--	--	--	2	0	2
Warren Thompson	--	--	--	0	4	4
De'Vion Warren	0	0	0	5	2	7

40+ YARD RECEPTION

Player	2017	2018	2019	2020	2021	Career
Treyton Burks	--	--	0	6	4	10
AJ Green	--	--	--	--	1	1
T.J. Hammonds	1	1	0	1	0	3
Trey Knox	--	--	1	0	0	1
Dominique Johnson	--	--	--	0	1	1
Tyson Morris	--	0	0	0	2	2
Warren Thompson	--	--	--	0	2	2
De'Vion Warren	--	--	--	2	1	3

100 YARDS RECEIVING

Player	2017	2018	2019	2020	2021	Career
Treyton Burks	--	--	0	4	6	10
De'Vion Warren	0	0	0	1	0	1

200 YARDS RECEIVING

Player	2017	2018	2019	2020	2021	Career
Treyton Burks	--	--	0	1	0	1

GAMES WITH A RECEIVING TD

Player	2017	2018	2019	2020	2021	Career
Treyton Burks	--	--	0	5	8	13
AJ Green	--	--	--	--	1	1
T.J. Hammonds	1	1	0	0	0	2
Hudson Henry	--	--	--	1	0	1
Ketron Jackson Jr.	--	--	--	--	1	1
Dominique Johnson	--	--	--	0	1	1
Blake Kern	0	0	0	2	2	4
Trey Knox	--	--	2	0	1	3
Tyson Morris	--	1	1	1	2	5
Raheim Sanders	--	--	--	--	1	1
Trelon Smith	--	--	--	1	0	1
Warren Thompson	--	--	--	0	2	2
De'Vion Warren	0	1	0	2	0	3

GAMES WITH MULTIPLE RECEIVING TDS

Player	2017	2018	2019	2020	2021	Career
Treyton Burks	--	--	0	1	2	3
De'Vion Warren	0	0	0	1	0	1

10+ YARD RUNS

Player	2017	2018	2019	2020	2021	Career
Reid Bauer	--	0	0	0	1	1
Treyton Burks	--	--	1	4	4	9
AJ Green	--	--	--	--	6	6
T.J. Hammonds	9 (3)	1	2	3	0	18
Malik Hornsby	--	--	--	0	9	9
Javion Hunt	--	--	--	--	1	1
KJ Jefferson	--	--	3	3	34	40
Dominique Johnson	--	--	--	0	20	20
John Stephen Jones	--	1	1	0	0	2
Raheim Sanders	--	--	--	--	18	18
Trelon Smith	--	--	--	12	18	30
De'Vion Warren	0	1	3	2	2	8

20+ YARD RUNS

Player	2017	2018	2019	2020	2021	Career
Reid Bauer	--	0	0	0	1	1
Treyton Burks	--	--	0	0	2	2
A.J. Green	--	--	--	--	2	2
T.J. Hammonds	4 (1)	0	1	1	0	7
Malik Hornsby	--	--	--	0	3	3
KJ Jefferson	--	--	1	0	4	5
Dominique Johnson	--	--	--	0	6	6
Raheim Sanders	--	--	--	--	3	3
Trelon Smith	--	--	--	4	3	7
De'Vion Warren	0	0	0	1	1	2

100 YARDS RUSHING

Player	2017	2018	2019	2020	2021	Career
T.J. Hammonds	1	0	0	0	0	1
KJ Jefferson	--	--	0	0	1	1
Dominique Johnson	--	--	--	0	1	1
Raheim Sanders	--	--	--	--	1	1
Trelon Smith	--	--	--	2	1	3

GAMES WITH A RUSHING TD

Player	2017	2018	2019	2020	2021	Career
Treyton Burks	--	--	0	0	1	1
A.J. Green	--	--	--	--	1	1
T.J. Hammonds	1 (1)	0	0	0	0	2
Malik Hornsby	--	--	--	0	1	1
KJ Jefferson	--	--	1	2	3	6
Dominique Johnson	--	--	--	0	6	6
Raheim Sanders	--	--	--	--	3	3
Trelon Smith	--	--	--	3	5	8

GAMES WITH MULTIPLE RUSHING TDS

Player	2017	2018	2019	2020	2021	Career
KJ Jefferson	--	--	0	0	2	2
Dominique Johnson	--	--	--	0	1	1
Raheim Sanders	--	--	--	--	2	2
Trelon Smith	0	0	--	1	0	1

MISC. OFFENSE STATS

CAREER 100-YARD RUSHING GAMES

T.J. Hammonds • R-Sr. • RB (1)
119 - Coastal Carolina, 2017

KJ Jefferson • R-So. • QB (1)
110 - Penn State, 2022

Dominique Johnson • So. • RB (1)
107 - Mississippi State, 2021

Raheim Sanders • Fr. • RB (1)
139 - Ole Miss, 2021

Trelon Smith • R-Jr. • RB (3)
172 - Missouri, 2020
118 - Florida, 2020
102 - Rice, 2021

CAREER 100-YARD RECEIVING GAMES

Treyton Burks • So. • WR (10)
206 - Missouri, 2020
179 - Alabama, 2021
167 - Texas A&M, 2021
137 - Ole Miss, 2020
136 - Ole Miss, 2021
129 - Missouri, 2021
127 - Georgia Southern, 2021
117 - Texas A&M, 2020
109 - Auburn, 2021
102 - Georgia, 2020

De'Vion Warren • Sr. • WR (1)
100 - Mississippi State, 2020

MISC. DEFENSE STATS

DOUBLE-DIGIT TACKLES

Player	2017	2018	2019	2020	2021	Career
Montaric Brown	--	--	0	0	1	1
Jalen Catalon	--	--	--	7	1	8
Hudson Clark	--	--	--	1	0	1
Joe Foucha	--	0	2	1	1	4
Hayden Henry	0	0	0	0	4	4
Grant Morgan	0	0	0	6	5	11
Bumper Pool	--	1	3	6	7	17

TEAM LEADER IN TACKLES (Ties included)

Player	2017	2018	2019	2020	2021	Career
Jalen Catalon	--	--	--	1	1	2
Hudson Clark	--	--	--	1	0	1
Joe Foucha	--	0	2	0	1	3
Hayden Henry	0	0	0	0	2	2
Grant Morgan	1	0	0	4	3	8
Bumper Pool	--	0	3	5	7	15

GAMES WITH A SACK (Half sacks included)

Player	2017	2018	2019	2020	2021	Career
Simeon Blair	--	--	--	0	1	1
Taurean Carter	--	--	0	0	1	1
Joe Foucha	--	0	0	1	2	3
Dorian Gerald	--	--	0	1	0	1
Eric Gregory	--	--	--	3	1	4
Hayden Henry	0	1	1	1	4	7
Grant Morgan	0	0	1	3	1	5
Isaiah Nichols	--	--	--	1	2	3
Andrew Parker	--	--	0	0	1	1
Bumper Pool	--	0	1	1	0	2
John Ridgeway	--	--	--	--	2	2
Mataio Soli	--	--	0	0	1	1
Myles Slusher	--	--	--	0	1	1
Markell Utsey	--	--	--	--	2	2
Tre Williams	--	--	--	--	4	4
Zach Williams	--	--	0	1	4	5

MULTIPLE SACKS (1.5 sacks or more)

Player	2018	2019	2020	2021	Career
Dorian Gerald	--	--	0	1	1
Tre Williams	--	--	--	3	3

ARKANSAS 20+ YARD PLAYS

Yards	Type	Player(s)	Opponent	
29*	Pass	KJ Jefferson to Ketron Jackson Jr.	UAPB	
91*	Pass	KJ Jefferson to Treyton Burks	Georgia Southern	
85*	Pass	KJ Jefferson to Treyton Burks	Texas A&M	
80*	PR	Nathan Parodi	UAPB	
66*	Pass	KJ Jefferson to Treyton Burks	Alabama	
60*	Pass	KJ Jefferson to Warren Thompson	Georgia Southern	
55	Pass	KJ Jefferson to De'Vion Warren	Missouri	
52*	Pass	KJ Jefferson to Treyton Burks	Missouri	
49	Rush	KJ Jefferson	Missouri	
49	Rush	Treyton Burks	UAPB	
48*	Pass	KJ Jefferson to AJ Green	Texas A&M	
48	Rush	Dominique Johnson	Georgia Southern	
47	Pass	KJ Jefferson to Tyson Morris	Georgia Southern	
46	Pass	KJ Jefferson to Warren Thompson	Ole Miss	
45	Pass	KJ Jefferson to Tyson Morris	Texas	
44	Pass	KJ Jefferson to De'Vion Warren	Georgia Southern	
44	INT	Jalen Catalon	Rice	
43	Pass	KJ Jefferson to Treyton Burks	Missouri	
43*	Pass	KJ Jefferson to Dominique Johnson	LSU	
42	Rush	Raheim Sanders	Ole Miss	
42	KR	LaDarrius Bishop	Rice	
40	Pass	KJ Jefferson to Warren Thompson	Alabama	
39	Pass	KJ Jefferson to Ketron Jackson Jr.	Missouri	
39*	Pass	KJ Jefferson to Treyton Burks	UAPB	
39	INT	Jalen Catalon	Rice	
37	Pass	KJ Jefferson to Treyton Burks	Ole Miss	
37	Pass	KJ Jefferson to Treyton Burks	Ole Miss	
34*	Rush	KJ Jefferson	Rice	
34	Rush	Dominique Johnson	UAPB	
34	Rush	KJ Jefferson	Texas	
34	Rush	KJ Jefferson	Penn State	
33	PR	Nathan Parodi	UAPB	
33	Rush	Dominique Johnson	Penn State	
32	Rush	De'Vion Warren	Missouri	
32*	Pass	Reid Bauer to Blake Kern	Alabama	
32	Pass	KJ Jefferson to Treyton Burks	Alabama	
32	Rush	Malik Hornsby	Penn State	
31	KR	AJ Green	Auburn	
31	Pass	KJ Jefferson to Tyson Morris	Rice	
30*	Pass	KJ Jefferson to Treyton Burks	Auburn	
30*	Rush	AJ Green	Texas	
29	KR	AJ Green	LSU	
29	Rush	AJ Green	UAPB	
29*	Pass	KJ Jefferson to Ketron Jackson Jr.	UAPB	
29	Rush	Malik Hornsby	Texas	
28	Rush	Trelon Smith	LSU	
28	KR	LaDarrius Bishop	Rice	
27	Pass	KJ Jefferson to Treyton Burks	Alabama	
27	PR	Bryce Stephens	UAPB	
27	Pass	Warren Thompson to Treyton Burks	Texas A&M	
26	PR	Bryce Stephens	LSU	
26	Rush	Treyton Burks	Miss. State	
26	Pass	KJ Jefferson to De'Vion Warren	UAPB	
26*	Rush	Raheim Sanders	Texas	
25	Pass	KJ Jefferson to Treyton Burks	Miss. State	
24	Rush	Dominique Johnson	Miss. State	
24	Pass	KJ Jefferson to Raheim Sanders	Miss. State	
24	Pass	KJ Jefferson to Treyton Burks	Georgia Southern	
23	Rush	Reid Bauer	LSU	
23	Pass	KJ Jefferson to Warren Thompson	LSU	
23	Pass	KJ Jefferson to Treyton Burks	Texas A&M	
22	Rush	Dominique Johnson	UAPB	
22	Pass	KJ Jefferson to Raheim Sanders	Georgia	
22	Rush	Trelon Smith	Texas	
22	Rush	Dominique Johnson	Penn State	
21	Rush	Raheim Sanders	Ole Miss	
21	Pass	KJ Jefferson to Treyton Burks	Ole Miss	
21	Pass	KJ Jefferson to Treyton Burks	Texas A&M	
21	Pass	KJ Jefferson to Tyson Morris	Texas A&M	
21	Pass	KJ Jefferson to Blake Kern	Georgia Southern	
20	Pass	KJ Jefferson to Treyton Burks	UAPB	
20	Rush	KJ Jefferson	Auburn	
20*	Pass	KJ Jefferson to Treyton Burks	Ole Miss	
20	KR	LaDarrius Bishop	Georgia Southern	
20	Rush	Trelon Smith	Rice	
20	Pass	KJ Jefferson to Treyton Burks	Texas	

* touchdown scored on play

HEAD COACH SAM PITTMAN

• Led Arkansas to wins over Texas A&M (Southwest Classic), LSU (Battle for the Golden Boot) and Missouri (Battle Line Rivalry) to capture all three rivalry trophies for the first time in school history in 2021.

• Razorbacks won a bowl game for first time since 2016 and first Jan. 1 bowl since 2000 with Outback Bowl victory.

• Guided Arkansas to eight regular-season wins in 2021, the team's most victories in a regular season since the 2011 campaign.

Sam Pittman, one of the nation's premier recruiters, was named the 34th head coach in Razorback history prior to the 2020 season and has led one of the most remarkable program turnarounds in college football since taking the helm.

Preaching belief, it did not take long for Pittman to make the state proud. After restoring belief in his first season as the head coach, Pittman pushed the program back onto the national scene in just his second year. The Razorbacks won eight games combined in the three seasons prior to Pittman's arrival before winning nine games in 2021, including an Outback Bowl victory over Penn State, for the program's most wins in a decade. Arkansas finished the season ranked No. 21 in the Associated Press Poll and No. 20 in the USA Today Coaches' Poll, ending the season ranked for the first time since 2011.

The Hogs started the 2021 season 4-0 and rose to No. 8 in the Associated Press poll early in the season - the team's highest ranking since 2011 - and later set a program first by being ranked in consecutive College Football Playoff rankings after the Razorbacks beat No. 17 Mississippi State. For the first time in history, the Hogs also captured all three of the program's trophy games, beating No. 7 Texas A&M in the Southwest Classic, winning at LSU to recapture the Golden Boot and topping Missouri in the season finale to earn the Battle Line Rivalry trophy. Pittman and the Razorbacks entered the postseason with eight wins - the most regular season victories at Arkansas since 2011 - before adding a fourth trophy to the case with a 24-10 win over the Nittany Lions in Tampa, Fla. at the Outback Bowl.

Pittman's players have also been in the spotlight over the last two seasons. Linebacker Grant Morgan became the first Razorback in history to win the Burlsworth Trophy - given annually to the nation's best player who started his career as a walk-on - and just the 16th Hog ever to earn Walter Camp Football Foundation All-America honors. Earlier this spring, Treyton Burks became the first Arkansas player to be selected in the first round of the NFL Draft since 2018 when Pittman protégé Frank Ragnow was taken 20th overall. Burks went 16th overall to Tennessee after being named a First-Team All-SEC wide receiver. Montaric Brown earned All-SEC first team honors this past season before being selected by the Jacksonville Jaguars. Burks and Brown were joined by John Ridgeway (Dallas Cowboys) to give Arkansas their most players selected in the NFL Draft since 2019.

Pittman's program has also proven to be strong on the recruiting trail. The Hogs have hauled in consecutive Top 30 classes while also finding impact players in the transfer portal. This past fall, freshmen running backs Raheim Sanders and AJ Green along with wide receiver Ketrone Jackson and defensive back Jayden Johnson all made significant contributions with Sanders being one of four Hogs to eclipse 500 yards rushing. The 2021 team also featured five impact players from the transfer portal.

Under the first-year head coach in 2020, Arkansas compiled a 3-7 record against an ultra-challenging SEC-only schedule in a season marred by the COVID-19 pandemic. In week two, the Razorbacks defeated No. 16 Mississippi State on the road, 21-14, snapping a 20-game SEC losing streak and claiming their first win against a ranked team since November 2016. Pittman oversaw immediate change on both sides of the ball with the offense averaging 51 more total yards per game and the defense forcing seven more interceptions than the 2019 team. Linebacker Grant Morgan earned Walter Camp second-team All-America honors, becoming the 16th Razorback in program history to earn the nod from the nation's oldest All-America team. Pittman guided the Razorbacks to their 43rd all-time bowl berth, becoming the fifth coach in school history to lead the team to a bowl in his first season and first since Houston Nutt in 1998 (Florida Citrus Bowl). The 2020 Texas Bowl, however, was canceled due to COVID-19 issues within TCU's program.

Before his return to Fayetteville, Pittman spent four seasons on staff at Georgia, including the 2019 season when he served as associate head coach and offensive line coach for the Bulldogs. He arrived in Athens in 2016 as the offensive line coach as part of Kirby Smart's first staff. In his four seasons with the Bulldogs, Pittman helped Georgia to unprecedented success including three-straight Southeastern Conference Eastern Division titles. Pittman's linemen paved the way for the Bulldogs' rushing attack in 2019 led by D'Andre Swift, who finished fourth in the league with 1,216 yards just ahead of Arkansas' Rakeem Boyd (1,133). Andrew Thomas, Isaiah Wilson and Solomon Kindley led the way up front on Pittman's o-line and later heard their names called in the NFL Draft with Thomas and Wilson going in the first round.

An original member of Bret Bielema's staff at Arkansas in 2013, Pittman helped build the Razorbacks' offensive line into one of the league's best. He quickly made an impact, helping Travis Swanson earn first-team All-America honors and Rimington Trophy finalist honors in 2013. His first two offensive lines at Arkansas led the SEC in sacks allowed per game and his offensive line in 2014 paved the way for two 1,000-yard rushers in Jonathan Williams and Alex Collins. The unit averaged 328.4 pounds per player, making it the largest offensive line in the FBS and NFL that season.

The Oklahoma native has coached at seven different Power 5 schools during his 32 years of coaching, including Oklahoma, Missouri, Kansas, North Carolina and Tennessee. With a wealth of experience, Pittman is widely regarded as one of the nation's best offensive line coaches. He has coached 17 players that have been selected in the NFL Draft since 2013, including first round picks Andrew Thomas (4th in 2020), Isaiah Wilson (29th in 2020), Ragnow (20th in 2018), Isaiah Wynn (23rd overall in 2018), Ja'Wuan James (19th overall in 2014) and Jonathan Cooper (7th overall in 2013).

Overall, Pittman has coached seven offensive linemen that were selected in the first round of the NFL Draft, including Stockar McDougle (20th overall in 2000). Pittman also became the highest drafted Razorback center in school history at the time when he was picked 76th overall in 2014.

Pittman's coaching career began in 1987 as the head coach at Princeton (Mo.) HS. He coached at Hutchinson (Kan.) CC for three seasons, including the final two as the head coach, before getting his first FBS opportunity as Northern Illinois' offensive line coach in 1994. He later returned to NIU to help the Huskies to a pair of division championships and two bowl games and was the first assistant head coach in program history.

Pittman played defensive end at Pittsburg State, where he was a first-team NAIA All-American and twice earned all-conference recognition. He graduated with a bachelor's degree in education in 1986 and was inducted into the PSU Athletics Hall of Fame in 1998. As a senior at Grove High School, Pittman won the state Class 3A shot put title.

He and his wife, Jamie, reside in Fayetteville. Full bio on ArkansasRazorbacks.com.



COACHING HISTORY

2020-pres.	Arkansas Head Coach
2019	Georgia Associate Head Coach/OL
2016-18	Georgia Offensive Line
2013-15	Arkansas Asst. HC/OL/Recruiting Coord.
2012	Tennessee Offensive Line
2011	North Carolina Associate Head Coach/OL
2007-10	North Carolina Offensive Line
2004-06	Northern Illinois Assistant Head Coach/OL
2003	Northern Illinois Offensive Line
2001	Kansas Offensive Line
2000	Missouri Offensive Line
1999	Western Michigan Assistant Coach
1997-98	Oklahoma Offensive Line
1996	Cincinnati Offensive Tackles/Tight Ends
1994-95	Northern Illinois Offensive Line
1992-93	Hutchinson (Kan.) CC Head Coach
1991	Hutchinson (Kan.) CC Offensive Line
1989-90	Trenton (Mo.) HS Head Coach
1987-88	Princeton (Mo.) HS Head Coach

GAME 1: CINCINNATI

GAME-BY-GAME BREAKDOWN

	FINAL	SCORE BY QUARTER					FIRST DOWNS					RUSHING			PASSING			OFFENSE		PUNTING	FUMBLES	PENALTY	THIRD	TOTAL
GAME	SCORE	1	2	3	4	OT	RU	PA	PN	TOT	ATT	YDS	TD	C-A-I	YDS	TD	ATT	YDS	NO-NET	AVG	NO-LOST	NO-YDS	DOWNS	TOP
Rice	17	0	10	7	0	-	1	12	6	19	39	81	1	17-35-3	227	1	74	308	6-34.3	1-0	10-60	4-15	33:54	
Arkansas	38	7	0	10	21	-	12	4	2	18	44	245	4	12-21-1	128	1	65	373	6-28.5	2-0	13-117	3-11	26:06	
Texas	21	0	0	7	14	-	6	7	2	15	41	138	3	13-23-0	118	0	64	256	6-38.2	2-2	4-20	4-13	28:57	
Arkansas	40	3	13	17	7	-	16	5	0	21	47	333	4	14-19-1	138	0	66	471	2-40.0	1-0	4-40	5-12	31:03	
Ga. Southern	10	0	10	0	0	-	5	3	3	11	35	152	1	13-28-0	81	0	63	233	10-44.7	2-0	8-50	5-18	26:54	
Arkansas	45	14	10	14	7	-	13	12	2	27	48	269	3	14-25-0	364	3	73	633	5-43.4	0-0	9-93	7-15	33:06	
Texas A&M	10	0	3	7	0	-	6	7	2	15	23	121	1	20-36-1	151	0	59	272	8-42.9	0-0	11-75	4-14	29:10	
Arkansas	20	10	7	0	3	-	13	6	1	20	49	197	0	9-19-0	246	0	68	443	6-40.0	0-0	10-65	3-13	30:50	
Georgia	37	21	3	3	10	-	16	3	3	22	56	273	3	7-11-0	72	0	67	345	2-87	0-0	6-40	4-12	36:01	
Arkansas	0	0	0	0	0	-	6	2	1	9	29	75	0	10-16-0	87	0	45	162	8-37.2	0-0	13-101	3-12	23:28	
Ole Miss	52	0	21	10	21	-	14	8	0	22	49	324	5	14-21-0	287	2	70	611	3-42.7	0-0	8-75	5-14	24:25	
Arkansas	51	7	7	17	20	-	22	14	3	39	58	350	4	25-35-1	326	3	93	676	2-30.0	3-1	4-25	7-13	35:35	
Auburn	38	7	7	14	10	-	6	12	2	20	35	135	2	21-26-1	292	2	61	427	4-41.8	0-0	6-49	4-10	30:03	
Arkansas	23	3	7	13	0	-	12	15	2	29	54	232	1	21-35-0	228	2	89	460	3-35.0	1-1	4-41	10-19	29:57	
UAPB	3	0	0	0	3	-	6	4	3	13	37	111	0	8-22-2	112	0	59	223	8-24.6	0-0	4-30	1-14	36:18	
Arkansas	45	17	28	0	0	-	15	9	1	25	41	291	1	11-22-0	213	4	63	504	3-40.7	4-2	9-76	2-9	23:42	
Miss. State	28	0	7	7	14	-	5	20	3	28	26	69	0	36-48-1	417	4	74	486	2-40.0	0-0	10-77	6-12	32:14	
Arkansas	31	10	3	3	15	-	10	10	3	23	45	202	2	19-25-0	191	1	70	393	2-41.5	0-0	11-84	6-13	27:46	
LSU	13	3	7	0	3	0	9	9	2	20	42	108	0	21-37-2	200	1	79	308	6-36.8	3-1	5-34	6-18	32:40	
Arkansas	16	3	0	10	0	3	8	4	1	13	40	141	0	18-26-0	142	1	66	283	8-35.0	2-0	9-63	3-16	27:20	
Alabama	42	3	21	10	8	-	9	20	0	29	36	112	0	31-40-0	559	5	76	671	1-32.0	2-1	5-45	6-11	30:30	
Arkansas	35	0	14	7	14	-	7	13	1	21	42	110	4	23-31-0	358	4	73	468	6-44.8	2-1	6-25	7-16	29:30	
Missouri	17	0	6	3	8	-	12	5	2	19	49	246	1	11-27-1	70	0	76	316	7-35.7	0-0	4-51	7-19	35:11	
Arkansas	34	3	7	14	10	-	7	7	0	14	33	163	3	15-20-0	262	1	53	425	5-45.8	1-1	6-55	4-11	24:49	
Penn State	10	0	10	0	0	-	8	8	1	17	28	125	0	15-35-2	198	1	63	323	5-37.8	1-0	3-10	6-15	23:47	
Arkansas	24	7	0	17	0	-	21	3	1	25	58	353	3	14-20-2	98	0	78	451	5-39.8	1-0	6-40	4-14	36:13	

AP POLL

As of Aug. 28, 2022

Rank	Team	Record	Points	Previous
1	Alabama (54)	0-0	1,566	-
2	Ohio State	0-0	1,506	-
3	Georgia	0-0	1,455	-
4	Clemson	0-0	1,292	-
5	Notre Dame	0-0	1,242	-
6	Texas A&M	0-0	1,212	-
7	Utah	0-0	1,209	-
8	Michigan	0-0	1,203	-
9	Oklahoma	0-0	956	-
10	Baylor	0-0	884	-
11	Oregon	0-0	831	-
12	Oklahoma State	0-0	814	-
13	North Carolina State	0-0	752	-
14	USC	0-0	711	-
15	Michigan State	0-0	631	-
16	Miami (FL)	0-0	476	-
17	Pittsburgh	0-0	383	-
18	Wisconsin	0-0	365	-
19	Arkansas	0-0	348	-
20	Kentucky	0-0	332	-
21	Ole Miss	0-0	324	-
22	Wake Forest	0-0	303	-
23	Cincinnati	0-0	265	-
24	Houston	0-0	263	-
25	BYU	0-0	234	-

Others receiving votes: Tennessee 180, Texas 164, Iowa 163, Penn State 160, LSU 55, Fresno State 32, Minnesota 31, UCF 27, Purdue 17, Mississippi State 15, Auburn 15, Kansas State 14, Florida 14, North Carolina 9, Boise State 5, Air Force 4, App State 4, UCLA 2

USA TODAY COACHES POLL

As of Aug. 28, 2022

Rank	Team	Record	Points	Previous
1	Alabama (54)	0-0	1,634	-
2	Ohio State	0-0	1,564	-
3	Georgia	0-0	1,542	-
4	Clemson	0-0	1,356	-
5	Notre Dame	0-0	1,284	-
6	Michigan	0-0	1,232	-
7	Texas A&M	0-0	1,219	-
8	Utah	0-0	1,134	-
9	Oklahoma	0-0	1,027	-
10	Baylor	0-0	891	-
11	Oklahoma State	0-0	859	-
12	Oregon	0-0	734	-
13	NC State	0-0	726	-
14	Michigan State	0-0	711	-
15	USC	0-0	602	-
16	Pittsburgh	0-0	450	-
17	Miami (FL)	0-0	433	-
18	Texas	0-0	383	-
19	Wake Forest	0-0	381	-
20	Wisconsin	0-0	369	-
21	Kentucky	0-0	353	-
22	Cincinnati	0-0	339	-
23	Arkansas	0-0	334	-
24	Ole Miss	0-0	327	-
25	Houston	0-0	257	-

Others receiving votes: Iowa 248, Penn State 246, Tennessee 163, BYU 152, LSU 143, Auburn 98, UCF 55, UNC 34, San Diego State 25, Fresno State 21, Mississippi State 19, Florida 17, Utah State 12, Air Force 12

GAME-BY-GAME LEADERS

Opponent	Rushes	Rush Yards	Catches	Receiving Yards	Tackles	Tackles For Loss	Sacks
Rice	22, Trelon Smith	102, Trelon Smith	5, Treylon Burks	42, Burks, Morris	14, Bumper Pool	1.5, Bumper Pool	1.0, Isaiah Nichols
Texas	12, Trelon Smith	75, Trelon Smith	5, Treylon Burks	45, Tyson Morris	15, Hayden Henry	2.5, Henry, Morgan	1.0, Ridgeway, Williams
Georgia Southern	10, Raheim Sanders	72, Dominique Johnson	3, Burks, Warren	127, Treylon Burks	9, Jalen Catalon	2.0, Tre Williams	1.5, Tre Williams
vs. Texas A&M	17, Trelon Smith	82, Trelon Smith	6, Treylon Burks	167, Treylon Burks	8, Bumper Pool	2.0, Hay. Henry, T. Williams	2.0, Tre Williams
at Georgia	8, KJ Jefferson	28, AJ Green	3, Treylon Burks	22, Raheim Sanders	12, Grant Morgan	1.0, Four Players	----
at Ole Miss	20, KJ Jefferson	139, Raheim Sanders	7, Treylon Burks	136, Treylon Burks	13, Grant Morgan	1.5, Pool, Foucha	----
Auburn	18, KJ Jefferson	66, KJ Jefferson	9, Treylon Burks	109, Treylon Burks	8, Three players	1.0, Morgan and Henry	----
UAPB	9, Sanders, Green	91, Dominique Johnson	4, Treylon Burks	89, Treylon Burks	8, Bumper Pool	1.5, Williams, Foucha	1.0, Williams, Parker
Mississippi State	17, Dominique Johnson	107, Dominique Johnson	6, Treylon Burks	82, Treylon Burks	10, Bumper Pool	2.0, Tre Williams	2.0, Tre Williams
at LSU	15, Jefferson, Johnson	41, KJ Jefferson	4, Treylon Burks	40, Dominique Johnson	13, Bumper Pool	2.0, Bumper Pool	1.0, Henry, Ridgeway
at Alabama	13, KJ Jefferson	42, Trelon Smith	8, Treylon Burks	179, Treylon Burks	11, Grant Morgan	2.0, Eric Gregory	1.0, Four players
Missouri	8, Raheim Sanders	58, KJ Jefferson	7, Treylon Burks	129, Treylon Burks	13, Bumper Pool	1.0, Hay. Henry, Clark	----
Penn State	20, KJ Jefferson	110, KJ Jefferson	3, Warren, Morris	33, De'Vion Warren	8, Joe Foucha	1.5, Henry, Gregory	1.0, Henry, Foucha

DEPTH CHART

OFFENSE

WR	84	Warren Thompson	R-Sr. // 6-3 // 198
	13	Jaedon Wilson	R-Fr. // 6-3 // 175
	81	Quincey McAdoo	Fr. // 6-2 // 192
WR	9	Jadon Haselwood	R-Jr. // 6-3 // 213
	14	Bryce Stephens	R-Fr. // 6-0 // 176
	16	Isaiah Sategna	Fr. // 5-11 // 173
	85	Harper Cole	R-So. // 5-9 // 178
LT	70	Luke Jones	R-Sr. // 6-5 // 327
	72	Andrew Chamblee	Fr. // 6-6 // 303
LG	62	Brady Latham	R-Jr. // 6-5 // 307
	74	Jalen St. John	R-So. // 6-5 // 327
C	51	Ricky Stromberg	Sr. // 6-4 // 313
	75	Patrick Kutas	Fr. // 6-5 // 305
RG	55	Beaux Limmer	R-Jr. // 6-5 // 302
	76	E'Marion Harris	Fr. // 6-7 // 340
RT	78	Dalton Wagner	*R-Sr. // 6-9 // 331
	53	Ty'Kieast Crawford	Jr. // 6-5 // 325
QB	1	KJ Jefferson	R-Jr. // 6-3 // 242
	4	Malik Hornsby	R-So. // 6-2 // 186
RB	5	Raheim Sanders	So. // 6-2 // 227
	0	AJ Green	So. // 5-11 // 208
TE	7	Trey Knox	Sr. // 6-5 // 245
	89	Nathan Bax	R-Sr. // 6-4 // 252
-OR-	82	Hudson Henry	R-Jr. // 6-5 // 254
WR	3	Matt Landers	Sr. // 6-5 // 197
	2	Ketron Jackson Jr.	So. // 6-2 // 203
	17	Sam Mbake	Fr. // 6-3 // 202

DEFENSE

DE	58	Jashaud Stewart	Jr. // 6-2 // 251
	40	Landon Jackson	So. // 6-7 // 274
DT	50	Eric Gregory	R-Jr. // 6-4 // 303
	99	Terry Hampton	*Sr. // 6-1 // 314
DT	33	Isaiah Nichols	R-Sr. // 6-3 // 315
	5	Cam Ball	R-Fr. // 6-5 // 303
DE	56	Zach Williams	Sr. // 6-4 // 261
	14	Jordan Domineck	R-Sr. // 6-3 // 251
WILL	10	Bumper Pool	*Sr. // 6-2 // 232
	36	Jordan Crook	Fr. // 6-0 // 232
	45	Jackson Woodard	R-So. // 6-3 // 231
MIKE	42	Drew Sanders	Jr. // 6-5 // 233
	27	Chris Paul Jr.	R-Fr. // 6-1 // 230
CB	11	LaDarrius Bishop	R-Sr. // 6-0 // 194
	4	Malik Chavis	R-Jr. // 6-2 // 192
S	1	Jalen Catalon	R-Jr. // 5-10 // 201
	7	Latavious Brini	*Sr. // 6-2 // 215
S	15	Simeon Blair	R-Sr. // 5-10 // 208
	8	Jayden Johnson	So. // 6-2 // 204
CB	17	Hudson Clark	R-Jr. // 6-2 // 182
	3	Dwight McGlothorn	Jr. // 6-2 // 181
-OR-	19	Khari Johnson	Jr. // 6-0 // 192
NB	2	Myles Slusher	Jr. // 6-0 // 194
	18	Trent Gordon	R-Sr. // 5-11 // 188
	6	Jacorrei Turner	R-So. // 6-2 // 206

SPECIAL TEAMS

K	29	Cam Little	So. // 6-2 // 181
KO	29	Cam Little	So. // 6-2 // 181
-OR-	19	Jake Bates	*Sr. // 5-10 // 202
P	30	Reid Bauer	R-Sr. // 5-11 // 206
-OR-	31	Max Fletcher	Fr. // 6-5 // 178
LS	48	Eli Stein	Fr. // 6-3 // 227
-OR-	46	Francisco Castro	R-Fr. // 6-1 // 217
-OR-	52	John Oehrlein	R-Jr. // 6-1 // 235
H	30	Reid Bauer	R-Sr. // 5-11 // 206
KR	0	AJ Green	So. // 5-11 // 208
	6	Rashod Dubinion	Fr. // 5-10 // 211
PR	14	Bryce Stephens	R-Fr. // 6-0 // 176
	85	Harper Cole	R-So. // 5-9 // 178

GAME 1: CINCINNATI

GAME-BY-GAME OFFENSIVE STARTERS

Opponent	LT	LG	C	RG	RT	TE	TE/WR	QB	RB	WR	WR
Rice	Cunningham	Latham	Stromberg	Clary	Wagner	Kern	Warren	Jefferson	T. Smith	Burks	Morris
Texas	Cunningham	Latham	Stromberg	Clary	Wagner	Kern	Warren	Jefferson	T. Smith	Burks	Morris
Ga. Southern	Cunningham	Latham	Stromberg	Limmer	Wagner	Kern	Warren	Jefferson	T. Smith	Burks	Morris
Texas A&M	Cunningham	Latham	Stromberg	Limmer	Wagner	Kern	Warren	Jefferson	T. Smith	Burks	Morris
at Georgia	Cunningham	Latham	Stromberg	Limmer	Wagner	Kern	Warren	Jefferson	T. Smith	Burks	Morris
at Ole Miss	Cunningham	Latham	Stromberg	Limmer	Clary	Kern	Warren	Jefferson	T. Smith	Burks	Morris
Auburn	Cunningham	Latham	Stromberg	Limmer	Clary	Kern	W. Thompson	Jefferson	D. Johnson	Burks	Morris
UAPB	Cunningham	Latham	Stromberg	Limmer	Clary	Kern	W. Thompson	Jefferson	T. Smith	Burks	Morris
Mississippi State	Cunningham	Latham	Stromberg	Limmer	Wagner	Kern	Warren	Jefferson	D. Johnson	Burks	Morris
at LSU	Cunningham	Latham	Stromberg	Limmer	Wagner	Kern	Warren	Jefferson	D. Johnson	Burks	Morris
at Alabama	Cunningham	Latham	Stromberg	Limmer	Wagner	Kern	Warren	Jefferson	D. Johnson	Burks	Morris
Missouri	Cunningham	Latham	Stromberg	Limmer	Wagner	Kern	Warren	Jefferson	D. Johnson	Burks	Morris
Penn State	Cunningham	Latham	Stromberg	Limmer	Wagner	Kern	Warren	Jefferson	D. Johnson	W. Thompson	Morris

GAME-BY-GAME DEFENSIVE STARTERS

Opponent	JACK	DT	DT	DE	WILL	MIKE	CB	S	S	CB	NB	DIME
Rice	Gerald	Nichols	Utsey	T. Williams	Pool	Morgan	Bishop	J. Catalon	Foucha	Brown	Brooks Jr.	-
Texas	T. Williams	Nichols	--	Utsey	Hay. Henry	Morgan	Bishop	J. Catalon	Foucha	Brown	Brooks Jr.	Blair
Ga. Southern	T. Williams	Nichols	Ridgeway	Utsey	Hay. Henry	Morgan	Bishop	J. Catalon	Foucha	Brown	Brooks Jr.	-
Texas A&M	T. Williams	--	Ridgeway	Utsey	Hay. Henry	Morgan	Bishop	J. Catalon	Foucha	Brown	Brooks Jr.	Blair
at Georgia	T. Williams	--	Ridgeway	Utsey	Hay. Henry	Morgan	Bishop	J. Catalon	Foucha	Brown	Brooks Jr.	Blair
at Ole Miss	T. Williams	--	Ridgeway	Utsey	Hay. Henry	Morgan	Bishop	J. Catalon	Foucha	Brown	Brooks Jr.	Blair
Auburn	T. Williams	Nichols	Ridgeway	Gregory	Hay. Henry	Morgan	Clark	Slusher	Foucha	Brown	Brooks Jr.	--
UAPB	T. Williams	--	Ridgeway	Stewart	Hay. Henry	Morgan	Bishop	Slusher	Foucha	Brown	J. Johnson	Chavis
Mississippi State	T. Williams	--	Ridgeway	Utsey	Hay. Henry	Morgan	Bishop	Slusher	Foucha	Brown	J. Johnson	Chavis
at LSU	T. Williams	Gregory	Ridgeway	Utsey	Hay. Henry	Morgan	Clark	Slusher	Foucha	Brown	J. Johnson	--
at Alabama	T. Williams	--	Ridgeway	Utsey	Hay. Henry	Morgan	Bishop	Slusher	Foucha	Brown	Brooks Jr.	Blair
Missouri	T. Williams	--	Ridgeway	Utsey	Hay. Henry	Morgan	Clark	Slusher	Foucha	Brown	Brooks Jr.	Blair
Penn State	Gregory	--	Ridgeway	Utsey	Hay. Henry	Morgan	Clark	Slusher	Foucha	Brown	Brooks Jr.	Blair

CAREER STARTS

OFFENSE	2021	2020	2019	2018	2017	TOT	CONS	DEFENSE	2021	2020	2019	2018	2017	TOT	CONS
Ty Clary, OL, *R-Sr.	5	7	12	11	4	39	-	John Ridgeway, DL, R-Sr.	11	4	15	10	-	40	11
Myron Cunningham, OL, *R-Sr.	13	10	10	-	-	33	28	Montaric Brown, DB, R-Sr.	13	7	10	3	-	36	19
Ricky Stromberg, OL, Sr.	13	8	11	-	-	32	13	Joe Foucha, DB, Sr.	13	8	12	1	-	34	21
Treyton Burks, WR, Jr.	12	9	9	-	-	30	-	Tre Williams, DL, *R-Sr.	12	4	8	6	0	30	-
Dalton Wagner, OL, *R-Sr.	10	5	12	1	-	28	5	Greg Brooks Jr., DB, Jr.	10	8	12	-	-	30	3
Brady Latham, OL, R-Jr.	13	10	0	-	-	23	23	Bumper Pool, LB, *Sr.	1	9	12	4	-	26	-
Blake Kern, TE, *R-Sr.	13	5	0	0	0	18	15	Markel Utsey, DL, *R-Sr.	11	8	0	0	6	25	5
Trey Knox, WR, Sr.	0	6	11	-	-	17	-	Grant Morgan, LB, *R-Sr.	13	9	0	0	0	22	13
De'Vion Warren, WR, Sr.	11	6	0	0	0	17	5	Hayden Henry, LB, *Sr.	12	3	-	1	-	16	12
Beaux Limmer, OL, R-Jr.	11	6	0	-	-	17	11	Jalen Catalon, DB, R-Jr.	6	9	0	-	-	15	-
KJ Jefferson, QB, R-Jr.	13	1	1	-	-	15	13	Mataio Soli, DL, Jr.	0	1	11	-	-	12	-
Tyson, Morris, WR, *R-Sr.	13	0	0	0	0	13	13	Isaiah Nichols, DL, R-Sr.	4	7	0	-	-	12	-
Trelon Smith, RB, R-Sr.	7	4	-	0	0	11	-	LaDarius Bishop, DB, R-Sr.	9	1	3	-	-	11	-
Warren Thompson, WR, R-Sr.	3	3	0	0	-	6	1	Hudson Clark, DB, R-Jr.	4	7	-	-	-	11	2
Dominique Johnson, RB, Jr.	6	0	-	-	-	6	5	Eric Gregory, DL, R-Jr.	3	7	-	-	-	10	1
Hudson Henry, TE, R-Jr.	0	5	-	-	-	5	-	Myles Slusher, DB, Jr.	7	2	-	-	-	9	7
Shane Clenin, OL, R-Sr.	0	0	1	1	-	2	-	Simeon Blair, DB, R-Sr.	7	2	0	-	-	8	3
John Stephen Jones, QB, R-Jr.	0	-	1	-	-	1	-	Dorian Gerald, DL, *R-Sr.	1	1	2	2	-	5	-
								Zach Williams, DL, Sr.	0	4	0	-	-	4	-
								Jayden Johnson, DB, So.	3	-	-	-	-	3	-
								Malik Chavis, DB, R-Jr.	2	0	-	-	-	2	-
								Khari Johnson, DB, Jr.	0	1	-	-	-	1	-
								Taurean Carter, DL, R-Jr.	0	1	0	-	-	1	-
								Nick Turner, DB, R-Fr.	0	1	-	-	-	1	-
								Jashaud Stewart, DL, Jr.	1	0	-	-	-	1	-

EXPERIENCE ANALYSIS

The chart to the right shows Arkansas' offensive and defensive starting lineups over the last 14 years with numbers representing total starts by classes and percentages of total starts for the entire season.

Season	G	SR	JR	SO	FR	UpperCI%
2021	13 (9-4)	159 (55.6%)	58 (20.3%)	66 (23.1%)	3 (0.1%)	217 (75.9%)
2020	10 (3-7)	70 (31.8%)	50 (22.7%)	45 (20.5%)	55 (25.0%)	120 (54.6%)
2019	12 (2-10)	77 (29.2%)	55 (20.8%)	73 (27.7%)	59 (22.4%)	132 (50.0%)
2018	12 (2-10)	103 (39.2%)	86 (32.7%)	44 (16.7%)	30 (11.4%)	189 (71.2%)
2017	12 (4-8)	66 (25.0%)	108 (40.1%)	65 (24.6%)	25 (9.5%)	174 (65.9%)
2016	13 (7-6)	114 (39.9%)	82 (28.7%)	70 (24.5%)	20 (6.9%)	196 (68.5%)
2015	13 (8-5)	67 (23.4%)	143 (50.0%)	58 (20.3%)	18 (6.3%)	210 (73.4%)
2014	13 (7-6)	92 (32.2%)	72 (25.2%)	89 (31.1%)	33 (11.5%)	164 (57.3%)
2013	12 (3-9)	107 (40.5%)	59 (22.3%)	57 (21.6%)	41 (15.5%)	166 (66.7%)
2012	12 (4-8)	99 (37.5%)	87 (33.0%)	31 (11.7%)	46 (17.4%)	186 (70.5%)
2011	13 (11-2)	110 (38.5%)	97 (33.9%)	65 (22.7%)	14 (4.9%)	207 (72.4%)
2010	13 (10-3)	102 (35.7%)	107 (37.4%)	44 (15.4%)	33 (11.5%)	209 (73.1%)
2009	13 (8-5)	74 (25.9%)	83 (29.0%)	115 (40.2%)	14 (4.9%)	157 (54.9%)
2008	12 (5-7)	58 (22.0%)	64 (24.2%)	65 (24.6%)	77 (29.2%)	112 (46.2%)

GAME 1: CINCINNATI

ARKANSAS INDIVIDUAL SEASON HIGHS

Rush Attempts	22	Trelon Smith, 9/4 vs. Rice
Yards Rushing	139	Raheim Sanders, 10/9 at Ole Miss
TD Rushes	3	KJ Jefferson, 10/9 at Ole Miss
Long Rush	49	2x, last KJ Jefferson, 11/26 vs. Missouri
Pass Attempts	35	2x, last KJ Jefferson, 10/16 vs. Auburn
Pass Completions	25	KJ Jefferson, 10/9 at Ole Miss
Yards Passing	366	KJ Jefferson, 9/18 vs. Georgia Southern
TD Passes	4	KJ Jefferson, 10/23 vs. UAPB
Long Pass	91	KJ Jefferson, 9/18 vs. Georgia Southern
Receptions	9	Treyton Burks, 10/16 vs. Auburn
Yards Receiving	179	Treyton Burks, 11/20 at Alabama
TD Receptions	2	3x, last Treyton Burks, 11/20 at Alabama
Long Reception	91	Treyton Burks, 9/18 vs. Georgia Southern
Field Goals	4	Cam Little, 9/11 vs. Texas
Long Field Goal	51	Cam Little, 11/6 vs. Mississippi State
Punts	7	2x, Reid Bauer, 11/13 at LSU
Punting Avg.	50.3	Reid Bauer, 11/6 vs. Mississippi State
Long Punt	61	Reid Bauer, 11/26 vs. Missouri
Punts Inside 20	3	2x, last Reid Bauer, 1/1/22 vs. Penn State
Long Punt Return	80	Nathan Parodi, 10/23 vs. UAPB
Long Kickoff Return	42	LaDarrius Bishop, 9/4 vs. Rice
Tackles	15	Hayden Henry, 9/11 vs. Texas
Sacks	2.0	2x, last Tre Williams, 11/6 vs. Miss. State
Tackles For Loss	2.5	Hayden Henry, 9/11 vs. Texas
Interceptions	2	Jalen Catalon, 9/4 vs. Rice

ARKANSAS TEAM GAME HIGHS

Rushes	58	2x, last 1/1/22 vs. Penn State
Yards Rushing	353	1/1/22 vs. Penn State
Yards Per Rush	7.1	2x, last 10/23 vs. UAPB
TD Rushes	4	2x, last 9/11 vs. Texas
Pass Attempts	35	2x, last 10/16 vs. Auburn
Pass Completions	25	10/9 at Ole Miss
Yards Passing	364	9/18 vs. Georgia Southern
Yards Per Pass Comp.	26.0	9/18 vs. Georgia Southern
TD Passes	4	2x, last 11/20 at Alabama
Total Plays	93	10/9 at Ole Miss
Total Offense	676	10/9 at Ole Miss
Yards Per Play	8.7	9/18 vs. Georgia Southern
Points	51	10/9 at Ole Miss
Sacks By	4	11/20 at Alabama
First Downs	39	10/9 at Ole Miss
Penalties	13	2x, last 10/2 at Georgia
Penalty Yards	117	9/4 vs. Rice
Turnovers	2	3x, last 1/1/22 vs. Penn State
Interceptions By	3	9/4 vs. Rice
Punts	8	2x, last 11/13 at LSU
Punting Avg	50.3	11/6 vs. Mississippi State
Long Punt	61	11/26 vs. Missouri
Punts inside 20	3	2x, last 1/1/22 vs. Penn State

ARKANSAS' LONGEST PLAYS

Rush	49	KJ Jefferson, 11/26 vs. Missouri
Pass	91	Jefferson to Burks, 9/18 vs. Georgia Southern
Field Goal	51	Cam Little, 11/6 vs. Mississippi State
Punt	61	Reid Bauer, 11/26 vs. Missouri
Punt Return	80	Nathan Parodi, 10/23 vs. UAPB
Kickoff Return	42	LaDarrius Bishop, 9/4 vs. Rice
Interception Return	44	Jalen Catalon, 9/4 vs. Rice
Fumble Return	6	Greg Brooks, Jr., 9/11 vs. Texas

OPPONENT INDIVIDUAL SEASON HIGHS

Rush Attempts	41	Tyler Badie, 11/26 vs. Missouri
Yards Rushing	219	Tyler Badie, 11/26 vs. Missouri
TD Rushes	3	Snoop Conner, 10/9 at Ole Miss
Long Rush	76	Justin Tomlin, 9/18 vs. Georgia Southern
Pass Attempts	48	Will Rogers, 11/6 vs. Mississippi State
Pass Completions	36	Will Rogers, 11/6 vs. Mississippi State
Yards Passing	559	Bryce Young, 11/20 at Alabama
TD Passes	5	Bryce Young, 11/20 at Alabama
Long Pass	79	Bryce Young, 11/20 at Alabama
Receptions	10	John Metchie, 11/20 at Alabama
Yards Receiving	190	Jameson Williams, 11/20 at Alabama
TD Receptions	3	Jameson Williams, 11/20 at Alabama
Long Reception	79	Jameson Williams, 11/20 at Alabama
Field Goals	3	2x, last Harrison Mevis, 11/26 vs. Missouri
Long Field Goal	50	Caden Costa, 10/9 at Ole Miss
Punts	10	Anthony Beck, 9/18 vs. Georgia Southern
Punting Avg.	48.0	Anthony Beck, 9/18 vs. Georgia Southern
Long Punt	61	Sean Koetting, 11/26 vs. Missouri
Punts Inside 20	5	Nik Constantinou, 9/25 vs. Texas A&M
Long Punt Return	30	Braylon Sanders, 10/9 at Ole Miss
Long Kickoff Return	33	Jo'quavious Marks, 11/6 vs. Mississippi State
Tackles	15	Zakoby McClain, 10/16 vs. Auburn
Sacks	3.0	Smith Vilbert, 1/1/22 vs. Penn State
Tackles For Loss	3.5	Will Anderson, Jr., 11/20 at Alabama
Interceptions	2	Ji'Ayir Brown, 1/1/22 vs. Penn State

OPPONENT TEAM GAME HIGHS

Rushes	56	10/2 at Georgia
Yards Rushing	287	10/9 at Ole Miss
Yards Per Rush	6.6	10/9 at Ole Miss
TD Rushes	5	10/9 at Ole Miss
Pass Attempts	48	11/6 vs. Mississippi State
Pass Completions	36	11/6 vs. Mississippi State
Yards Passing	559	11/20 at Alabama
Yards Per Pass Comp.	20.5	10/9 at Ole Miss
TD Passes	5	11/20 at Alabama
Total Plays	79	11/13 at LSU
Total Offense	671	11/20 at Alabama
Yards Per Play	8.8	11/20 at Alabama
Points	52	10/9 at Ole Miss
Sacks By	5	1/1/22 vs. Penn State
First Downs	29	11/20 at Alabama
Penalties	11	9/25 vs. Texas A&M
Penalty Yards	77	11/6 vs. Mississippi State
Turnovers	3	3x, last 1/1/22 vs. Penn State
Interceptions By	2	1/1/22 vs. Penn State
Punts	10	9/18 vs. Georgia Southern
Punting Avg	48.0	9/18 vs. Georgia Southern
Long Punt	61	11/26 vs. Missouri
Punts Inside 20	5	9/25 vs. Texas A&M

OPPONENT'S LONGEST PLAYS

Long Rush	76	Justin Tomlin, 9/18 vs. Georgia Southern
Long Pass	79	Jameson Williams, 11/20 at Alabama
Field Goal	50	Caden Costa, 10/9 at Ole Miss
Punt	61	Sean Koetting, 11/26 vs. Missouri
Punt Return	30	Braylon Sanders, 10/9 at Ole Miss
Kickoff Return	33	Jo'quavious Marks, 11/6 vs. Mississippi State
Interception Return	0	Keidron Smith, 10/9 at Ole Miss
Fumble Return	-	-

THE LAST TIME ARKANSAS . . .

RUSHING

Had 500+ yards rushing	vs. South Carolina, 2007 (542)
Had 400+ yards rushing	at Texas Tech, 2014 (438)
Had 400+ yards rushing in consecutive games	at Texas Tech, 2014 (438)
	vs. Nicholls, 2014 (495)
Had 300+ yards rushing	vs. Penn State, 2022 (353)
Had 300+ yards rushing in consecutive games	at Texas Tech, 2014 (438)
	vs. Nicholls, 2014 (495)
Had 300+ yards rushing in three consecutive games	at Alabama, 2007 (301)
	vs. Kentucky, 2007 (338)
	vs. North Texas, 2007 (446)
Had 300+ yards rushing in four consecutive games	vs. Troy, 2007 (350)
	at Alabama, 2007 (301)
	vs. Kentucky, 2007 (338)
	vs. North Texas, 2007 (446)
Had 250+ yards rushing	vs. Penn State, 2022 (353)
Had 200+ yards rushing	vs. Penn State, 2022 (353)
Had 200+ yards in consecutive games	vs. UAPB (291) and vs. Mississippi State (202)
Had 70+ rushing attempts	at Kentucky, 2003 (71)
Had 60+ rushing attempts	at Texas Tech, 2014 (68)
Had 50+ rushing attempts	vs. Penn State, 2022 (58)
Had 7+ rushing TDs	at Texas Tech, 2014 (7)
Had 6+ rushing TDs	vs. UT Martin, 2015 (6)
Had 6+ rushing TDs in consecutive games	vs. Nicholls, 2014 (6)
	at Texas Tech, 2014 (7)
Had 5+ rushing TDs	at Mississippi State, 2016 (5)
Had 5+ rushing TDs in consecutive games	vs. Nicholls, 2014 (6)
	at Texas Tech, 2014 (7)
Had 4+ rushing TDs	at Ole Miss, 2021 (4)
Had 4+ rushing TDs in consecutive games	vs. Rice, 2021 (4) and vs. Texas, 2021 (4)
Had 3+ rushing TDs	vs. Penn State, 2021 (3)
Had 3+ rushing TDs in consecutive games	vs. Missouri, 2021 (3) and Penn State, 2022 (3)
Had 3+ rushing TDs in three straight games	vs. Rice, 2021 (4)
	vs. Texas, 2021 (4)
	vs. Georgia Southern, 2021 (3)
Had 2+ players with 100 yards rushing	at Mississippi State, 2016 (Williams III - 205, Whaley - 112)
Had 3+ players with 100 yards rushing	vs. North Texas, 2007 (McFadden - 138, Jones - 132, Barnett - 105)

PASSING

Had 500+ yards passing	vs. Texas A&M, 2011 (510)
Had 400+ yards passing	vs. Alabama, 2016 (400)
Had 300+ yards passing	at Alabama, 2021 (358)
Had 200+ yards passing	vs. Missouri, 2021 (262)
Had 50+ pass attempts	vs. San Jose State, 2019 (50)
Had 40+ pass attempts	vs. Auburn, 2019 (40)
Had 30+ pass attempts	at Alabama, 2021 (31)
Had 30+ pass completions	vs. Mississippi State, 2015 (30)
Had 25+ pass completions	at Ole Miss, 2021 (25)
Had 20+ pass completions	at Alabama, 2021 (23)
Had fewer than 10 pass completions	vs. Texas A&M, 2021 (9)
Had 7+ passing TDs	vs. Mississippi State, 2015 (7)
Had 6+ passing TDs	vs. Mississippi State, 2015 (7)
Had 5+ passing TDs	vs. Mississippi State, 2015 (7)
Had 4+ passing TDs	at Alabama, 2021 (4)
Had 3+ passing TDs	at Alabama, 2021 (4)
Had 5+ passes intercepted	vs. San Jose State, 2019 (5)
Had 4+ passes intercepted	vs. San Jose State, 2019 (5)
Had 3+ passes intercepted	vs. Georgia, 2020 (3)

RECEIVING

Had two players with 100 yards receiving	at Ole Miss, 2015 (Morgan - 122, Reed - 105)
Had 10+ different receivers catch a pass	at Ole Miss, 2019 (10)
Had 9+ different receivers catch a pass	at LSU, 2021 (9)
Had 8+ different receivers catch a pass	at Alabama, 2021 (8)
Had multiple players catch 7+ passes in a game	vs. Mississippi State, 2015 (2)
	(Morgan - 7 & Henry - 7)

COMBINATION OFFENSE

Had one 300-yard passer and one 100-yard rusher in a game	at Ole Miss, 2021
	(Jefferson - 326 pass & Sanders - 139 rush)
Had one 300-yard passer and one 200-yard rusher in a game	at Mississippi State, 2016
	(Allen - 303 pass & Williams III - 205 rush)
Had one 100-yard receiver and one 100-yard rusher in a game	at Ole Miss, 2021
	(Treylon Burks - 136 receiving & Raheim Sanders - 139 rush)
Had one 100-yard receiver and one 100-yard rusher in consecutive games	at Missouri, 2016
	(Hatcher - 106 receiving & Williams III - 117 rush)
Had one 200-yard rusher and one 100-yard receiver in a game	vs. South Carolina, 2006
	(McFadden - 219 rushing & Monk - 192 receiving)
Had one 150-yard rusher and one 150-yard receiver in a game	at Missouri, 2020
	(Trelon Smith - 172 rushing & Treylon Burks - 206 receiving)
Had four different receivers catch a touchdown pass	at Mississippi State, 2015
	(Sprinkle - 3, Henry - 2, Morgan - 1, Cornelius - 1)
Had two 100-yard rushers	at Mississippi State, 2015
	(Williams III - 205 & Whaley - 112)

Had two 100-yard rushers in consecutive games	at Texas Tech, 2014 (Collins - 145 & Williams - 212)
	vs. Nicholls, 2014 (Collins - 143 & Williams - 131)
Had a 200-yard rusher and a 100-yard rusher in a game	at Mississippi State, 2015
	(Williams III - 205 & Whaley - 112)
Had two 150-yard rushers in a game	vs. South Carolina, 2007
	(McFadden - 321 & Jones - 166)
Had three 100-yard rushers in a game	vs. North Texas, 2007
	(McFadden - 138, Jones - 132 & Barnett - 105)
Had two 100-yard receivers in a game	at Ole Miss, 2015
	(Morgan - 122 & Reed - 105)

TOTAL OFFENSE

Had 700+ yards total offense	vs. North Texas, 2007 (713)
Had 600+ yards total offense	at Alabama, 2021 (671)
Had 550+ yards total offense	at Alabama, 2021 (671)
Had 500+ yards total offense	at Alabama, 2021 (671)
Had 400+ yards total offense	vs. Penn State, 2022 (451)
Had 500+ yards total offense in consecutive games	at Mississippi State, 2016 (661)
	at Missouri, 2016 (503)
Had 85+ plays total offense	vs. Auburn, 2021 (89)
Had 80+ plays total offense	vs. Auburn, 2021 (89)
Had 75+ plays total offense	vs. Penn State, 2022 (78)

SCORING

Scored 70+ points	vs. Nicholls, 2014 (73)
Scored 60+ points	vs. UT Martin, 2015 (63)
Scored 50+ points	at Ole Miss, 2021 (51)
Scored 40+ points	vs. UAPB, 2021 (45)
Scored 30+ points	vs. Missouri, 2021 (34)
Scored 40+ points in three consecutive games	vs. Auburn, 2015 (54)
	vs. UT Martin, 2015 (63)
	at Ole Miss, 2015 (53)
Scored 30+ points in five consecutive games	vs. Auburn, 2015 (54)
	vs. UT Martin, 2015 (63)
	at Ole Miss, 2015 (53)
	at LSU, 2015 (31)
	vs. Mississippi State, 2015 (50)
Scored 40+ points in a half	vs. UAPB, 2021 (45)
Scored 30+ points in a half	vs. UAPB, 2021 (45)
Scored 35+ points in a quarter	vs. Nicholls, 2014 (35)
Scored 28+ points in a quarter	vs. UAPB, 2021 (2nd-28)
Scored 50+ points in consecutive games	at Ole Miss, 2015 (53)
	vs. UT Martin, 2015 (63)
Scored 50+ points in three consecutive games	vs. Auburn, 2015 (54)
	at Ole Miss, 2015 (53)
	vs. UT Martin, 2015 (63)
Scored 50+ points in consecutive SEC games	vs. Auburn, 2015 (54)
	at Ole Miss, 2015 (53)
Both teams combined for 100+ points	at Ole Miss, 2021 (L, 52-51)
Allowed 60+ points	at Florida, 2020 (63)
Allowed 50+ points	at Ole Miss, 2021 (52)
Allowed 40+ points	at Alabama, 2021 (42)
Allowed 30+ points	at Alabama, 2021 (42)
Was held scoreless	at Georgia, 2021 (37-0)
Was held scoreless at Donald W. Reynolds Razorback Stadium	vs. Alabama, 2012 (52-0)
Was held scoreless on the road	at Georgia, 2021 (37-0)
Was held scoreless at a neutral site	vs. Ole Miss, 1959 (28-0)
Won a game without a rushing TD	at LSU, 2021
Won a game without a passing TD	vs. Penn State, 2022
Won a game in the last 25 seconds of regulation with a TD	vs. Mississippi State, 2021
Won a game in the last 25 seconds of regulation with a field goal	at Ole Miss, 2017
Held opponent scoreless	vs. Tulsa, 2018 (23-0)
Held opponent scoreless at Donald W. Reynolds Razorback Stadium	vs. Tulsa, 2018 (23-0)
Held opponent scoreless on the road	at South Carolina, 2002 (23-0)
Held opponent without a touchdown	vs. UAPB, 2021 (45-3)
Held opponent without an offensive touchdown	vs. UAPB, 2021 (45-3)
Held two opponents scoreless in one season	vs. LSU, 2014 (17-0)
	vs. Ole Miss, 2014 (30-0)
Held three opponents scoreless in one season	vs. Ole Miss, 2014 (30-0)
	vs. TCU, 1982 (35-0)
	vs. Texas A&M, 1982 (35-0)
Held an opponent scoreless in consecutive games	vs. LSU, 2014 (17-0)
	vs. Ole Miss, 2014 (30-0)
Held an SEC opponent scoreless	vs. Ole Miss, 2014 (30-0)
Held an SEC opponent scoreless in consecutive games	vs. LSU, 2014 (17-0)
	vs. Ole Miss, 2014 (30-0)
Held two SEC opponents scoreless in one season	vs. LSU, 2014 (17-0)
	vs. Ole Miss, 2014 (30-0)
Scored on the first offensive play of the game	vs. Nicholls, 2014 (Hatcher - 82-yard rush)
Scored on the first offensive series of the game	vs. Missouri, 2021 (Little 36-yard field goal)
Scored a two-point conversion passing	at Missouri, 2020 (KJ Jefferson to Mike Woods)
Scored a two-point conversion rushing	vs. Mississippi State, 2021 (Dominique Johnson rush)
Had three players with 2 TDs in a game	vs. Eastern Michigan, 2009 (Green - 2, Davis - 2 & Adams - 2)

THE LAST TIME ARKANSAS . . .

DEFENSE

Held opponent to 10 or fewer first downs: . . . vs. Florida A&M, 2017 (9)
 Held opponent to 0 or fewer yards rushing: . . . vs. Wisconsin, 2007 (-5)
 Held opponent to 25 or fewer yards rushing: . . . vs. New Mexico State, 2017 (11)
 Held opponent to 50 or fewer yards rushing: . . . at Colorado State, 2018 (40)
 Held opponent to 50 or fewer yards passing: . . . vs. Vanderbilt, 2010 (36)
 Held opponent to 100 or fewer yards rushing: . . . vs. Mississippi State, 2021 (69)
 Held opponent to 100 or fewer yards passing: . . . vs. Missouri, 2021 (70)
 Held opponent to 200 or fewer yards total offense: . . . vs. Florida A&M, 2017 (175)
 Held opponent to 250 or fewer yards total offense: . . . vs. UAPB, 2021 (223)
 Held opponent to 300 or fewer yards total offense: . . . vs. UAPB, 2021 (223)
 Intercepted 6+ passes: . . . vs. Ole Miss, 2020 (6)
 Intercepted 5+ passes: . . . vs. Ole Miss, 2020 (6)
 Intercepted 4+ passes: . . . vs. Ole Miss, 2020 (6)
 Intercepted 3+ passes: . . . vs. Rice, 2021 (3)
 Forced 7+ turnovers: . . . vs. Ole Miss (7 - 6 INTs, 1 FUM)
 Forced 6+ turnovers: . . . vs. Ole Miss (7 - 6 INTs, 1 FUM)
 Forced 5+ turnovers: . . . vs. Ole Miss (7 - 6 INTs, 1 FUM)
 Forced 4+ turnovers: . . . vs. Ole Miss (7 - 6 INTs, 1 FUM)
 Scored a safety: . . . vs. Toledo, 2015
 Scored a touchdown: . . . vs. Ole Miss, 2020 (Jalen Catalon-INT, Grant Morgan-INT)
 Scored two touchdowns: . . . vs. Ole Miss, 2020 (Jalen Catalon-INT, Grant Morgan-INT)
 Recorded 8+ sacks: . . . at Auburn, 2012 (8)
 Recorded 7+ sacks: . . . at Auburn, 2012 (8)
 Recorded 6+ sacks: . . . vs. Portland State, 2019 (6)
 Recorded 5+ sacks: . . . vs. Portland State, 2019 (6)
 Recorded 4+ sacks: . . . at Alabama, 2021 (4)
 Had 3 players with 10+ tackles: . . . vs. Missouri, 2021
 . . . Bumper Pool (13), Grant Morgan (10), Hayden Henry (10)
 Had 3 players with 10+ tackles in consecutive games: . . . vs. Tennessee, 2020
 . . . Bumper Pool (14), Grant Morgan (12), Jalen Catalon (12)
 . . . vs. LSU, 2020
 . . . Grant Morgan (19), Jalen Catalon (16), Bumper Pool (11)

SPECIAL TEAMS

Returned a punt for a TD: . . . vs. UAPB, 2021 (Parodi - 80 yards)
 Returned two punts for TDs: . . . vs. Missouri State, 2011 (Adams - 61 yards, 69 yards)
 Returned a blocked punt for a TD: . . . vs. Eastern Michigan, 2009 (Armbrust - 1 yard)
 Returned a kickoff for a TD: . . . vs. Auburn, 2017 (Warren - 100)
 Returned a game-opening kickoff for a TD: . . . vs. Northern Illinois, 2014 (Marshall - 97)
 Returned a season-opening kickoff for a TD: . . . vs. Missouri State, 2009 (D. Johnson - 91 yards)
 Returned a blocked FG for a TD: . . . at Mississippi State, 2004 (Brown - 76 yards)
 Blocked one punt: . . . vs. Texas, 2021 (Jake Yurachek)
 Punted 10+ times: . . . at Auburn, 2016 (10)
 Did not punt: . . . vs. Alcorn State, 2016
 Blocked a field goal: . . . vs. Alcorn State, 2016 (Dan Skipper)
 Had a punt blocked: . . . at Georgia, 2021 (Dan Jackson)
 Scored on a fake punt: . . . vs. Texas A&M, 2014 (Sam Irwin-Hill - 51 yard rush)
 Scored on a fake field goal: . . . at Alabama, 2021 (Reid Bauer 32-yard pass to Blake Kern)
 Had a field goal blocked: . . . vs. LSU, 2020 (Jay Ward)
 Blocked a PAT kick: . . . vs. Eastern Illinois, 2018 (Bumper Pool)
 Missed a kicking PAT: . . . at Missouri, 2020 (A.J. Reed)
 Had a kicking PAT blocked: . . . at Missouri, 2020 (Chris Turner)

MISCELLANEOUS

Had 35+ first downs: . . . at Ole Miss, 2021 (39)
 Had 30+ first downs: . . . at Ole Miss, 2021 (39)
 Had 25+ first downs: . . . vs. Penn State, 2022 (25)
 Had 20+ first downs: . . . vs. Penn State, 2022 (25)
 Had 20+ passing first downs: . . . vs. Mississippi State, 2015 (21)
 Had 20+ rushing first downs: . . . vs. Penn State, 2022 (21)
 Had 15+ penalties: . . . vs. Air Force, 1975 (17)
 Had 10+ penalties: . . . vs. Mississippi State, 2021 (11)
 Had no penalties: . . . at Alabama, 2019
 Had 100+ yards in penalties: . . . at Georgia, 2021 (103)
 Had 35 minutes+ of possession time: . . . at Penn State, 2022 (36:13)
 Was involved in an overtime game: . . . at LSU, 2021 (W, 16-13)
 Defeated a ranked opponent: . . . vs. No. 7 Texas A&M, 2021 (20-10)
 Defeated a ranked opponent on the road: . . . at No. 16 Mississippi State, 2020 (21-14)
 Defeated ranked opponents in consecutive games: . . . at No. 18 Ole Miss, 2015 (53-52, OT)
 . . . at No. 9 LSU, 2015 (31-14)
 Won game on final offensive play: . . . at LSU, 2021 (Cam Little 37-yard field goal)
 Zero sacks allowed in a game: . . . vs. Georgia Southern, 2021
 Zero sacks allowed in consecutive games: . . . vs. Toledo, 2015
 . . . vs. Texas Tech, 2015
 Zero sacks allowed in three consecutive games: . . . vs. UTEP, 2015
 . . . vs. Toledo, 2015
 . . . vs. Texas Tech, 2015
 Came back from 15+ points down to win: . . . at Ole Miss, 2017 (down 24 - won 38-37)
 Recorded more points than plays: . . . vs. UT Martin, 2015 (63 points, 56 plays)

THE LAST TIME AN ARKANSAS PLAYER ...

RUSHING

Rushed 40+ times:	DeCori Birmingham at Kentucky, 2003 (40)
Rushed 35+ times:	Michael Smith at Kentucky, 2008 (35)
Rushed 30+ times:	Alex Collins vs. Missouri, 2015 (30)
Rushed 25+ times:	Trelon Smith at Missouri, 2020 (26)
Rushed for 300+ yards:	Darren McFadden vs. South Carolina, 2007 (321)
Rushed for 250+ yards:	Darren McFadden vs. South Carolina, 2007 (321)
Rushed for 200+ yards:	Rawleigh Williams III at Mississippi State, 2016 (205)
Rushed for 175+ yards:	Rakeem Boyd vs. Western Kentucky, 2019 (185)
Rushed for 150+ yards:	Trelon Smith at Missouri, 2020 (172)
Rushed for 125+ yards:	Raheim Sanders at Ole Miss, 2021 (139)
Rushed for 100+ yards:	Dominique Johnson vs. Mississippi State, 2021 (107)
Rushed for 100+ yards as a true freshman in his first career game:	Chase Hayden vs. Florida A&M, 2017 (120)
Rushed for 100+ yards (quarterback):	KJ Jefferson vs. Penn State, 2022 (110)
Rushed for 150+ yards in consecutive games:	Alex Collins at Texas Tech, 2015 (170) vs. Texas A&M, 2015 (151) at Tennessee, 2015 (154)
Rushed for 100+ yards in consecutive games:	Rakeem Boyd vs. Western Kentucky, 2019 (185) vs. Mississippi State, 2019 (114)
Rushed for 5+ touchdowns:	Alex Collins vs. UT Martin, 2015 (5)
Rushed for 4+ touchdowns:	Rawleigh Williams III at Mississippi State, 2016 (4)
Rushed for 3+ touchdowns:	KJ Jefferson at Ole Miss, 2021 (3)
Rushed for 3+ touchdowns (quarterback):	KJ Jefferson at Ole Miss, 2021 (3)
Rushed for 2+ touchdowns:	Raheim Sanders vs. Penn State, 2022 (2)
Had three players rush for touchdowns:	Trelon Smith (1), Dominique Johnson (1), Malik Hornsby (1) vs. Ga. Southern, 2021
Had four players rush for touchdowns:	Smith (1), Green (1), Sanders (1) and Johnson (1) vs. Texas, 2021
Had a run of 80+ yards:	Trelon Smith at Florida, 2020 (83)
Had a run of 70+ yards:	Trelon Smith at Florida, 2020 (83)
Had a run of 60+ yards:	Trelon Smith at Florida, 2020 (83)
Had a run of 50+ yards:	Trelon Smith at Florida, 2020 (83)
Had 2 TD runs of 50+ yards:	Rakeem Boyd vs. Western Kentucky, 2019 (86, 76)
Had multiple players with a run of 50+ yards:	Rawleigh Williams III (72) & Devwah Whaley (50) at Mississippi State, 2016

PASSING

Passed for 500+ yards:	Tyler Wilson vs. Texas A&M, 2011 (510)
Passed for 450+ yards:	Tyler Wilson vs. Texas A&M, 2011 (510)
Passed for 400+ yards:	Austin Allen vs. Alabama, 2016 (400)
Passed for 350+ yards:	KJ Jefferson vs. Georgia Southern, 2021 (366)
Passed for 300+ yards:	KJ Jefferson at Alabama, 2021 (326)
Passed for 250+ yards:	KJ Jefferson at Alabama, 2021 (326)
Passed for 200+ yards:	KJ Jefferson vs. Missouri, 2021 (262)
Attempted 50+ passes:	Nick Starkel vs. San Jose State, 2019 (50)
Attempted 45+ passes:	Nick Starkel vs. San Jose State, 2019 (50)
Attempted 35+ passes:	KJ Jefferson at Ole Miss, 2021 (35)
Attempted 30+ passes:	KJ Jefferson at Alabama, 2021 (30)
Completed 25+ passes:	KJ Jefferson at Ole Miss, 2021 (25)
Completed 20+ passes:	KJ Jefferson at Alabama, 2021 (22)
Threw 5+ touchdown passes:	Brandon Allen at Mississippi State, 2015 (7)
Threw 4+ touchdown passes:	KJ Jefferson vs. UAPB, 2021 (4)
Threw 3+ touchdown passes:	KJ Jefferson at Alabama, 2021 (3)
Threw 2+ touchdown passes:	KJ Jefferson at Alabama, 2021 (3)
Threw 2+ touchdown passes in consecutive games:	KJ Jefferson vs. Auburn, 2021 (2) vs. UAPB, 2021 (4)
Threw 5+ interceptions:	Nick Starkel vs. San Jose State, 2019 (5)
Threw 4+ interceptions:	Nick Starkel vs. San Jose State, 2019 (5)
Threw 3+ interceptions:	Nick Starkel at Alabama, 2019 (3)
Completed pass for 90+ yards:	KJ Jefferson vs. Georgia Southern, 2021 (91)
Completed pass for 80+ yards:	KJ Jefferson vs. Texas A&M, 2021 (85)
Completed pass for 70+ yards:	KJ Jefferson vs. Texas A&M, 2021 (85)
Completed pass for 60+ yards:	KJ Jefferson at Alabama, 2021 (66)
Completed pass for 50+ yards:	KJ Jefferson vs. Missouri, 2021 (55)

RECEIVING

Caught 10+ passes:	Treyton Burks at Missouri, 2020 (10)
Caught 9+ passes:	Treyton Burks vs. Auburn, 2021 (9)
Caught 8+ passes:	Treyton Burks at Alabama, 2021 (8)
Caught 7+ passes:	Treyton Burks vs. Missouri, 2021 (7)
Caught 10+ passes in consecutive games:	Cobi Hamilton vs. Tulsa, 2012 (11) vs. Ole Miss, 2012 (12)
Had 300+ yards receiving:	Cobi Hamilton vs. Rutgers, 2012 (303)
Had 200+ yards receiving:	Treyton Burks at Missouri, 2020 (206)
Had 175+ yards receiving:	Treyton Burks at Alabama, 2021 (179)
Had 150+ yards receiving:	Treyton Burks at Alabama, 2021 (179)
Had 100+ yards receiving:	Treyton Burks vs. Missouri, 2021 (129)
Had 100+ yards receiving in consecutive games:	Treyton Burks at Alabama, 2021 (179) vs. Missouri, 2021 (129)
Had 100+ yards receiving (tight end):	Hunter Henry vs. Mississippi State, 2015 (129)
Caught 3+ TD passes:	Jeremy Sprinkle vs. Mississippi State, 2015 (3)
Caught 2+ TD passes:	Treyton Burks at Alabama, 2021 (2)
Caught 2+ TD passes (tight end):	Cheyenne O'Grady vs. LSU, 2018 (2)
2+ tight ends caught TD passes:	Hunter Henry (2) & Jeremy Sprinkle (3) vs. Mississippi State, 2015

TOTAL OFFENSE

Had 450+ yards total offense:	Tyler Wilson vs. Texas A&M, 2011 (481)
Had 400+ yards total offense:	KJ Jefferson at Ole Miss, 2021 (411)
Had 350+ yards total offense:	KJ Jefferson at Ole Miss, 2021 (411)
Had 300+ yards total offense:	KJ Jefferson vs. Penn State, 2022 (308)
Had 100 yards both passing and rushing:	Matt Jones vs. Ole Miss, 2004 (Rushing - 126, Passing - 108)

SCORING

Accounted for 5+ touchdowns:	KJ Jefferson at Ole Miss, 2021 (6)
Accounted for 4+ touchdowns:	KJ Jefferson at Ole Miss, 2021 (6)
Accounted for 3+ touchdowns:	KJ Jefferson at Alabama, 2021 (3)
Scored 4+ touchdowns:	Rawleigh Williams III at Mississippi State, 2016 (5)
Scored 3+ touchdowns:	Treyton Burks vs. UAPB, 2021 (3)
Scored 2+ touchdowns:	Raheim Sanders vs. Missouri, 2021 (2)
Multiple players score 2+ touchdowns:	Chase Hayden (2) and Jonathan Nance (2) vs. New Mexico State, 2017

DEFENSE

Intercepted 3+ passes:	Hudson Clark vs. Ole Miss, 2020 (3)
Intercepted 2+ passes:	Jalen Catalon vs. Rice, 2021 (2)
Intercepted passes in consecutive games:	Jalen Catalon vs. Tennessee, 2020 (1) at Florida, 2020 (1)
Recovered 2+ fumbles:	Chevin Calloway vs. Eastern Illinois, 2018 (2)
Forced 2+ fumbles:	McTelvin Agim at Colorado State, 2018 (2)
Recorded 5+ sacks:	Wayne Martin vs. Ole Miss, 1988 (5.0)
Recorded 3+ sacks:	Chris Smith vs. Southern Miss, 2013 (3.0-22)
Recorded 2+ sacks:	Tre Williams vs. Mississippi State, 2021 (2.0-3)
Recorded 5+ tackles for loss:	Jermaine Brooks vs. Auburn, 2001 (5-16)
Recorded 3+ tackles for loss:	Bumper Pool at Texas A&M, 2020 (3.0-3)
Recorded 20+ tackles:	Bumper Pool at Mississippi State, 2020 (20)
Recorded 10+ tackles:	Grant Morgan at Alabama, 2021 (11)
Recorded 10+ tackles in back-to-back games:	Bumper Pool, at Alabama and vs. Missouri, 2021 (11, 13)
Recorded 10+ tackles in three straight games:	Bumper Pool at LSU, 2021 (11) at Alabama, 2021 (11) vs. Missouri, 2021 (13)
Recorded 15+ tackles in back-to-back games:	Grant Morgan at Florida, 2020 (15) vs. LSU, 2019
Recorded 15+ tackles two+ times in one season:	Grant Morgan (2020) at Mississippi State (15) vs. Ole Miss (19) at Florida (15)
Returned an interception for a touchdown:	Jalen Catalon, Grant Morgan vs. Ole Miss, 2020
Returned a fumble for a touchdown:	De'Jon Harris (6) vs. Texas A&M, 2019

SPECIAL TEAMS

Returned a Kickoff for a TD:	De'Vion Warren vs. Auburn, 2017 (100 yards)
Returned a Punt for a TD:	Nathan Parodi vs. UAPB, 2021 (80 yards)
Scored 10+ points kicking:	Cam Little vs. Texas, 2021 (16)
Made 5+ field goals:	Kendall Trainor vs. Texas A&M, 1988 (5)
Made 4+ field goals:	Cam Little vs. Texas, 2021 (4)
Made two field goals of 50+ yards:	Steve Little vs. Oklahoma State, 1976 (53 & 57)
Made one field goal of 50+ yards:	Cam Little vs. Mississippi State, 2021 (51)
Kicked a punt of 70+ yards:	Sam Irwin-Hill vs. South Carolina, 2013 (79)
Kicked a punt of 60+ yards:	Reid Bauer vs. Missouri, 2021 (61)
Punted 10+ times:	Toby Baker at Auburn, 2016 (10)
Totalled 175+ kick return yards:	DeCori Birmingham vs. Alabama, 2002 (197)
Totalled 150+ kick return yards:	Dennis Johnson at Texas, 2008 (150)
Totalled 100+ kick return yards:	Treyton Burks vs. Mississippi State, 2019 (134)
Totalled 50+ punt return yards:	Nathan Parodi vs. UAPB, 2021 (114)

THE LAST TIME AN OPPONENT ...

RUSHING

Had 500+ yards rushing:at Auburn, 2016 (543)
Had 400+ yards rushing:Mississippi State, 2019 (460)
Had 300+ yards rushing:Ole Miss, 2021 (324)
Had 200+ yards rushing:Missouri, 2021 (246)
Had 70+ rushing attempts:at Mississippi State, 2010 (70)
Had 60+ rushing attempts:Missouri, 2017 (60)
Had 50+ rushing attempts:Georgia, 2021 (56)
Had 7+ rushing TDs:at Auburn, 2016 (7)
Had 6+ rushing TDs:Alabama, 2020 (6)
Had 5+ rushing TDs:Ole Miss, 2021 (5)
Had 4+ rushing TDs:Ole Miss, 2021 (5)

PASSING

Had 500+ yards passing:at Alabama, 2021 (559)
Had 400+ yards passing:at Alabama, 2021 (559)
Had 300+ yards passing:at Alabama, 2021 (559)
Had 200+ yards passing:at Alabama, 2021 (559)
Had 60+ pass attempts:at Mississippi State, 2020 (60)
Had 50+ pass attempts:at Mississippi State, 2020 (60)
Had 40+ pass attempts:at Alabama, 2021 (40)
Had 30+ pass attempts:at Alabama, 2021 (40)
Had 40+ pass completions:at Mississippi State, 2020 (43)
Had 30+ pass completions:at Alabama, 2021 (31)
Had 25+ pass completions:at Alabama, 2021 (31)
Had 20+ pass completions:at Alabama, 2021 (31)
Had 6+ passing TDs:at Florida, 2020 (6)
Had 5+ passing TDs:at Alabama, 2021 (5)
Had 4+ passing TDs:at Alabama, 2021 (5)
Had 3+ passing TDs:at Alabama, 2021 (5)

RECEIVING

Had two players with 100-yards receiving in a game:at Alabama, 2021 (Jameson Williams, 190 - John Metchie, 173)
Had 4+ players catch 5+ passes:at Missouri, 2020 (Keke Chism - 6, B. Banister 6, Damon Hazelton - 5, Tauski Dove - 5)
Had 3+ players catch 5+ passes:Mississippi State, 2021 (Makai Polk - 8, Jo'quavious Marks - 6, Dillon Johnson - 5)
Had 10+ players catch a pass:LSU, 2021 (10)
Had 8+ players catch a pass:at Alabama, 2021 (9)

TOTAL OFFENSE

Had 700+ yards total offense:at Southern California, 2005 (736)
Had 650+ yards total offense:at Alabama, 2021 (671)
Had 600+ yards total offense:at Alabama, 2021 (671)
Had 550+ yards total offense:at Alabama, 2021 (671)
Had 500+ yards total offense:at Alabama, 2021 (671)
Had 400+ yards total offense:at Alabama, 2021 (671)
Had 100+ plays total offense:at Missouri, 2017 (102)
Had 90+ plays total offense:LSU, 2020 (91)
Had 80+ plays total offense:at Missouri, 2020 (87)
Had 75+ plays total offense:vs. Missouri, 2021 (76)

SCORING

Scored 70+ points:at Southern California, 2005 (70)
Scored 60+ points:at Florida, 2020 (63)
Scored 50+ points:Ole Miss, 2021 (52)
Scored 40+ points:at Alabama, 2021 (42)
Scored 30+ points:at Alabama, 2021 (42)
Scored a two-point conversion rushing:at Alabama, 2021
Scored a two-point conversion passing:vs. Missouri, 2021
Failed on a two-point conversion attempt:at Mississippi State, 2019

TURNOVERS

Had 5+ fumbles:Eastern Illinois, 2018 (6, lost 5)
Had 4+ fumbles lost:Eastern Illinois, 2018 (5)
Had 3+ fumbles lost:Eastern Illinois, 2018 (5)
Committed 7+ turnovers:Ole Miss, 2020 (7)
Committed 6+ turnovers:Ole Miss, 2020 (7)
Committed 5+ turnovers:Ole Miss, 2020 (7)
Intercepted 8+ Arkansas passes:at SMU, 1951 (8)
Intercepted 7+ Arkansas passes:at SMU, 1951 (8)
Intercepted 6+ Arkansas passes:North Texas, 2018 (6)
Intercepted 5+ Arkansas passes:San Jose State, 2019 (5)
Intercepted 4+ Arkansas passes:San Jose State, 2019 (5)
Intercepted 3+ Arkansas passes:Georgia, 2020 (3)
Returned an interception for a touchdown:Georgia, 2020
Returned a fumble for a touchdown:Auburn, 2021

DEFENSE

Held Arkansas to 10 or fewer first downs:at Georgia, 2021 (9)
Recorded 9+ sacks:vs. Oklahoma, 2001 (9.0-55)
Recorded 8+ sacks:Alabama, 2020 (8.0-49)
Recorded 7+ sacks:Alabama, 2020 (8.0-49)
Recorded 6+ sacks:Alabama, 2020 (8.0-49)
Scored a safety:Georgia, 2020
Held Arkansas to 50 or fewer yards rushing:LSU, 2018 (16)
Held Arkansas to 25 or fewer yards rushing:LSU, 2018 (16)
Held Arkansas to 100 or fewer yards passing:vs. Penn State, 2022 (98)
Held Arkansas to 50 or fewer yards passing:South Carolina, 2013 (30)
Held Arkansas to 300 or less yards total offense:LSU, 2021 (283)
Held Arkansas to 200 or less yards total offense:Georgia, 2021 (162)
Held Arkansas to 100 or fewer yards both rushing & passing:Georgia, 2021 (Rush - 75, Pass - 87)

SPECIAL TEAMS

Returned a punt for a TD:Alabama, 2020
Returned a kickoff for a TD:vs. Texas A&M, 2018
Punted 10+ times:Georgia Southern, 2021 (10)
Punted 10+ times in consecutive games:North Texas, 2007 (10)
Did not punt:Chattanooga, 2007 (12)
Missed a kicking PAT:Alabama, 2018
Missed two kicking PATs:Auburn, 2019
Blocked a field goal:at LSU, 2017
Blocked a punt:LSU, 2020
Georgia, 2021

MISCELLANEOUS

Had 30+ first downs:at Missouri, 2020 (37)
Had 10+ penalties:Mississippi State, 2021 (10)
Had 100+ yards in penalties:Georgia, 2020 (108)
Had 35+ minutes of possession time:vs. Missouri, 2021 (35:11)
Had 40+ minutes of possession time:vs. LSU, 2020 (41:43)
Had two 100-yard rushers and one 100-yard receiver:at Ole Miss, 2021 (Henry Parish Jr. - 111 rushing, Snoop Conner - 110 rushing & Braylon Sanders - 127 receiving)
Had one 100-yard rusher and one 100-yard receiver:at Ole Miss, 2021 (Henry Parish Jr. - 111 rushing, Snoop Conner - 110 rushing & Braylon Sanders - 127 receiving)
Had one 100-yard rusher and two 100-yard receivers:at Alabama, 2021 (Brian Robinson Jr. - 122 rushing, Jameson Williams - 190 receiving & John Metchie - 173 receiving)

LAST TIME AN INDIVIDUAL OPPONENT . . .

INDIVIDUAL RUSHING

Rushed 40+ times:	Tyler Badie (41), Missouri (2021)
Rushed 35+ times:	Tyler Badie (41), Missouri (2021)
Rushed 30+ times:	Tyler Badie (41), Missouri (2021)
Rushed for 200+ yards:	Tyler Badie (219), Missouri (2021)
Rushed for 175+ yards:	Tyler Badie (219), Missouri (2021)
Rushed for 150+ yards:	Tyler Badie (219), Missouri (2021)
Rushed for 125+ yards:	Tyler Badie (219), Missouri (2021)
Rushed for 100+ yards:	Tyler Badie (219), Missouri (2021)
Rushed for 4+ touchdowns:	Nick Fitzgerald (4), Mississippi State (2016)
Rushed for 3+ touchdowns:	Snoop Conner (3), at Ole Miss (2021)
Had a run of 80+ yards:	Justin Tomlin (76), Georgia Southern (2021)
Had a run of 70+ yards:	Justin Tomlin (76), Georgia Southern (2021)
Had a run of 60+ yards:	Isaiah Spiller (67), Texas A&M (2021)
Had a run of 50+ yards:	Snoop Conner (51), at Ole Miss (2021)

INDIVIDUAL PASSING

Passed for 500+ yards:	Bryce Young (559), at Alabama (2021)
Passed for 450+ yards:	Bryce Young (559), at Alabama (2021)
Passed for 400+ yards:	Bryce Young (559), at Alabama (2021)
Passed for 300+ yards:	Bryce Young (559), at Alabama (2021)
Attempted 60+ passes:	Kolton Browning (67), Louisiana-Monroe (2012)
Attempted 50+ passes:	K.J. Costello (59), at Mississippi State (2020)
Attempted 40+ passes:	Bryce Young (40), at Alabama (2021)
Completed 40+ passes:	K.J. Costello (43), at Mississippi State (2020)
Completed 30+ passes:	Bryce Young (31), at Alabama (2021)
Completed 20+ passes:	Bryce Young (31), at Alabama (2021)
Threw 6+ touchdown passes:	Kyle Trask (6), at Florida (2020)
Threw 5+ touchdown passes:	Bryce Young (5), at Alabama (2021)
Threw 4+ touchdown passes:	Bryce Young (5), at Alabama (2021)
Threw 3+ touchdown passes:	Bryce Young (5), at Alabama (2021)
Completed a pass for 90+ yards:	Trevor Knight (92), Texas A&M (2016)
Completed a pass for 80+ yards:	Kellen Mond (81), Texas A&M (2017)
Completed a pass for 70+ yards:	Bryce Young (79), at Alabama (2021)
Completed a pass for 60+ yards:	Bryce Young (79), at Alabama (2021)

INDIVIDUAL RECEIVING

Caught 15+ passes:	Willie Gosha (17), Auburn (1995)
Caught 10+ passes:	John Metchie (10), at Alabama (2021)
Caught 7+ passes:	John Metchie (10), at Alabama (2021)
Had 200+ yards receiving:	Jamaye Smith (208), Mississippi State (2007)
Had 150+ yards receiving:	Jameson Williams (190), at Alabama (2021)
Had 100+ yards receiving:	Jameson Williams (190), at Alabama (2021)
Caught 3+ TD passes:	Jameson Williams (3), at Alabama (2021)
Caught 2+ TD passes:	Jameson Williams (3), at Alabama (2021)

INDIVIDUAL TOTAL OFFENSE

Had 400+ yards total offense:	Bryce Young (548; Pass - 559, Rush - 11), Alabama (2021)
Had 300+ yards total offense:	Bryce Young (548; Pass - 559, Rush - 11), Alabama (2021)
Had 100 yards both passing and rushing:	Jordan Ta'amu (528; Pass - 387, Rush - 141), Ole Miss (2018)

INDIVIDUAL SCORING

Accounted for 6+ touchdowns:	Kyle Trask, at Florida, 2020 (6)
Accounted for 5+ touchdowns:	Bryce Young, at Alabama, 2021 (5)
Accounted for 4+ touchdowns:	Bryce Young, at Alabama, 2021 (5)
Scored 4+ touchdowns:	Peyton Barber, Auburn, 2015 (4)
Scored 3+ touchdowns:	Jameson Williams, at Alabama, 2021 (3)

INDIVIDUAL DEFENSE

Intercepted 3+ passes:	Minkah Fitzpatrick (3), Alabama (2016)
Intercepted 2+ passes:	Richard LeCounte (2), Georgia (2020)
Recorded 3+ sacks:	Smith Vilbert (3.0), vs. Penn State (2022)
Recorded 2+ sacks:	Smith Vilbert (3.0), vs. Penn State (2022)

SPECIAL TEAMS

Kicked 5+ field goals:	Harrison Mevis (5-5), at Missouri (2020)
Kicked four field goals:	Wyatt Bryan (4-4), at Colorado State (2018)
Returned a punt for a TD:	DaVonta Smith, Alabama (2020)
Returned a kick for a TD:	Jashaun Corbin, vs. Texas A&M (2018)

GAME 1: CINCINNATI

ARKANSAS BIG PLAYS FROM SCRIMMAGE

Opponent	Rushing					Passing				
	10-19	20-29	30-39	40-49	50+	15-19	20-29	30-39	40-49	50+
Rice	4	1	1	0	0	2	0	1	0	0
Texas	6	3	2	0	0	0	1	0	1	0
Ga. Southern	8	0	0	1	0	2	2	0	2	2
vs. Texas A&M	10	0	0	0	0	0	4	0	1	1
at Georgia	5	0	0	0	0	2	1	0	0	0
at Ole Miss	10	1	0	1	0	3	2	2	1	0
Auburn	9	1	0	0	0	5	0	1	0	0
UAPB	6	2	1	1	0	3	3	1	0	0
Mississippi State	5	2	0	0	0	2	2	0	0	0
at LSU	4	2	0	0	0	2	1	0	1	0
at Alabama	5	0	0	0	0	4	1	2	1	1
Missouri	4	0	1	1	0	0	0	1	1	2
vs. Penn State	10	2	3	0	0	1	0	0	0	0
Totals	86	14	8	4	0	26	17	8	8	6

OPPONENT BIG PLAYS FROM SCRIMMAGE

Opponent	Rushing					Passing				
	10-19	20-29	30-39	40-49	50+	15-19	20-29	30-39	40-49	50+
Rice	0	0	0	0	0	2	2	1	1	0
Texas	0	1	0	0	0	3	1	0	0	0
Ga. Southern	1	0	0	0	1	0	0	0	0	0
vs. Texas A&M	2	0	0	0	1	3	1	0	0	0
at Georgia	6	1	0	0	0	1	1	0	0	0
at Ole Miss	5	0	2	0	1	0	2	0	0	3
Auburn	3	1	0	0	0	2	1	1	0	1
UAPB	5	1	0	0	0	0	0	1	1	0
Mississippi State	0	0	0	0	0	5	3	1	1	0
at LSU	4	0	0	0	0	2	2	0	0	0
at Alabama	6	0	0	0	0	0	8	3	1	1
Missouri	8	0	0	0	0	0	1	0	0	0
vs. Penn State	4	1	0	0	0	3	0	1	2	0
Totals	44	5	2	0	3	21	22	8	6	5

FIRST DOWN GAME LOG

Arkansas					Opponents				
Opponent	Rush	Pass	Penalty	Total	Opponent	Rush	Pass	Penalty	Total
Rice	12	4	2	18	Rice	1	12	7	20
Texas	16	5	0	21	Texas	6	7	2	15
Ga. Southern	13	12	2	27	Ga. Southern	5	3	3	11
vs. Texas A&M	13	6	1	20	vs. Texas A&M	6	7	2	15
at Georgia	6	2	1	9	at Georgia	16	3	3	22
at Ole Miss	22	14	3	39	at Ole Miss	14	8	0	22
Auburn	12	15	2	29	Auburn	6	12	2	20
UAPB	15	9	1	25	UAPB	6	4	3	13
Mississippi State	10	10	3	23	Mississippi State	5	20	3	28
at LSU	8	4	1	13	at LSU	9	9	2	20
at Alabama	7	13	1	21	at Alabama	9	20	0	29
Missouri	7	7	0	14	Missouri	12	5	2	19
vs. Penn State	21	3	1	25	vs. Penn State	8	8	1	17
TOTAL	162	104	18	284	TOTAL	103	118	30	251

TURNOVER CHART

Takeaways					Giveaways				
Opponent	Fumbles	Interceptions	Total	Pts Off	Fumbles	Interceptions	Total	Points Off	Margin
Rice	0	3	3	14	0	1	1	0	+2
Texas	1	0	1	7	0	1	1	7	0
Ga. Southern	0	0	0	0	0	0	0	0	0
vs. Texas A&M	0	1	1	3	0	0	0	0	+1
at Georgia	0	0	0	0	0	0	0	0	0
at Ole Miss	0	0	0	0	1	1	2	3	-2
Auburn	0	1	1	7	1	0	1	7	0
UAPB	0	2	2	7	2	0	2	0	0
Mississippi State	0	1	1	0	0	0	0	0	+1
at LSU	1	2	3	6	0	0	0	0	+3
at Alabama	1	0	1	0	1	0	1	3	0
Missouri	0	1	1	7	1	0	1	3	0
vs. Penn State	0	2	2	0	1	1	2	0	0
TOTAL	3	13	16	44	7	4	11	23	+5

GAME 1: CINCINNATI

DRIVE SUPERLATIVES

Longest Drive

By No. of Plays
By No. of Yards
By Time of Possession

Arkansas

15 2x last (82 yards, 6:55) at Ole Miss, TD
99 (7 plays, 1:56) vs. Georgia Southern, TD
6:55 (15 plays, 82 yards) at Ole Miss, TD

Opponents

17 (75 yards, 5:42) at Ole Miss, TD
98 (9 plays, 3:36) at Alabama, TD
7:45 (14 plays, 51 yards) vs. Missouri, FG

Shortest Drive

By No. of Plays
By No. of Yards
By Time of Possession

Arkansas

110x last (-4 yards, 0:21) vs. Missouri, end of half
-14 (3 plays, 1:23) at Georgia, punt
0:07 2x last (1 plays, 1 yard) vs. Missouri, fumble

Opponents

1 6x last (-3 yards, 0:15) vs. Penn State, end of half
-9 (3 plays, 0:58) vs. Mississippi State, end of half
0:07 2x last (1 plays, 42 yards) vs. Penn State, TD

Scoring Drive Breakdown

Yardage	ARKANSAS		OPPONENT	
	TD	FG	TD	FG
No drive	1	-	2	-
Neg. Yards	-	-	-	-
0-9	1	1	-	1
10-19	1	1	-	2
20-29	1	2	1	2
30-39	-	1	-	1
40-49	4	5	3	4
50-59	3	5	4	2
60-69	8	2	3	5
70-79	18	3	19	-
80-89	8	-	1	-
90-99	4	-	2	-
TOTALS	49	20	35	17

Game-Opening Drives

OPP	ARKANSAS			OPPONENTS		
	PTS	1STS	YDS	PTS	1STS	YDS
Rice	0	0	6	0	1	28
Texas	0	0	11	0	0	4
Ga. Southern	7	3	73	0	0	1
vs. Texas A&M	3	3	57	0	2	22
at Georgia	0	0	-4	7	4	61
at Ole Miss	0	1	13	0	0	5
Auburn	3	3	49	7	4	79
UAPB	7	5	65	0	0	5
Miss. State	0	1	29	0	0	4
at LSU	3	1	23	0	0	5
at Alabama	0	1	20	0	3	45
Missouri	3	3	67	0	1	8
vs. Penn State	0	3	57	0	2	43
TOTALS	26	24	468	14	17	310

Second Half-Opening Drives

OPP	ARKANSAS			OPPONENTS		
	PTS	1STS	YDS	PTS	1STS	YDS
Rice	0	0	9	0	1	16
Texas	0	0	-1	0	0	6
Ga. Southern	7	3	80	0	0	5
vs. Texas A&M	0	1	8	0	0	-3
at Georgia	0	0	-10	3	1	33
at Ole Miss	7	3	75	3	2	42
Auburn	7	3	75	0	0	7
UAPB	0	0	-9	0	0	6
Miss. State	3	3	42	7	6	66
at LSU	0	2	29	0	1	17
at Alabama	7	1	75	7	5	75
Missouri	0	0	4	0	0	6
vs. Penn State	7	4	75	0	0	2
TOTALS	38	20	450	20	16	278

Three & Out Drives

	ARKANSAS	OPPONENT
	THREE-&OUTS/DRIVES	THREE-&OUTS/DRIVES
Rice	5/15 (33.3%)	2/15 (13.3%)
Texas	1/13 (7.7%)	5/12 (41.7%)
Ga. Southern	5/13 (38.5%)	6/13 (46.2%)
vs. Texas A&M	2/13 (15.4%)	2/12 (16.7%)
at Georgia	7/10 (70.0%)	2/9 (22.2%)
at Ole Miss	0/12 (0.0%)	3/12 (25.0%)
Auburn	1/12 (8.3%)	3/12 (25.0%)
UAPB	1/13 (7.7%)	6/14 (42.9%)
Mississippi State	1/10 (10.0%)	2/10 (20.0%)
at LSU	6/15 (40.0%)	3/14 (21.4%)
at Alabama	3/12 (25.0%)	0/13 (0.0%)
Missouri	5/14 (35.7%)	3/13 (23.1%)
vs. Penn State	2/12 (16.7%)	2/12 (16.7%)
TOTALS	39/164 (23.8%)	39/159 (24.5%)

NEED TO KNOW INFO

Opponent	Captains	Length	Coin Toss	Kick/Receive	Helmet/Jersey/Pants	Attendance	1st Poss.	Opp. 1st Poss.	Result
Rice	Morgan*, Catalon, Cunningham, Jefferson, Foucha	3:33	RICE	KICK	Cardinal/Cardinal/White	64,065	PUNT	PUNT	W, 38-17
Texas	Morgan, Catalon*, Cunningham, Jefferson, Foucha	3:11	TEXAS	KICK	Cardinal/Cardinal/White	74,531	PUNT	PUNT	W, 40-21
Georgia Southern	Morgan, Catalon, Cunningham*, Jefferson, Foucha	3:11	ARKANSAS	KICK	Cardinal/Cardinal/White	66,311	TD	PUNT	W, 45-10
vs. Texas A&M	Morgan, Catalon, Cunningham, Jefferson*, Foucha	3:31	ARKANSAS	KICK	Cardinal/Cardinal/White	57,992	FG	PUNT	W, 20-10
at Georgia	Morgan, Catalon, Cunningham, Jefferson, Foucha*	3:05	ARKANSAS	KICK	Cardinal/White/White	92,746	PUNT	TD	L, 37-0
at Ole Miss	Morgan, Catalon, Cunningham, Jefferson*, Foucha	3:41	ARKANSAS	RECEIVE	Cardinal/White/White	60,256	PUNT	PUNT	L, 52-51
Auburn	Morgan*, Catalon, Cunningham, Jefferson, Foucha	3:12	AUBURN	RECEIVE	Cardinal/Cardinal/White	73,370	FG	TD	L, 38-23
UAPB	Morgan, Cunningham, Jefferson*, Foucha	3:03	UAPB	KICK	Cardinal/Cardinal/White	42,576	TD	PUNT	W, 45-3
Mississippi State	Morgan, Catalon, Cunningham, Jefferson, Foucha	3:30	ARKANSAS	RECEIVE	Cardinal/Cardinal/White	68,818	PUNT	PUNT	W, 31-28
at LSU	Morgan, Cunningham, Jefferson, Foucha	3:27	ARKANSAS	KICK	Cardinal/Cardinal/White	98,772	FG	PUNT	W, 16-13 (OT)
at Alabama	Morgan, Cunningham, Jefferson, Foucha	3:27	ALABAMA	KICK	Cardinal/White/White	98,323	PUNT	DOWNNS	L, 42-35
Missouri	Morgan, Cunningham, Jefferson, Foucha	3:09	ARKANSAS	KICK	Cardinal/Cardinal/White	67,320	FG	PUNT	W, 34-17
Penn State	Morgan, Catalon, Cunningham, Jefferson, Foucha	3:47	ARKANSAS	KICK	Cardinal/Cardinal/White	46,577	INT	FGA	W, 24-10

GAME 1: CINCINNATI

ARKANSAS DRIVE CHARTS

Rice

Qtr.	Time	Start	Pl-Yds	TOP	Result
1st	15:00	AR28	3-6	1:20	punt
1st	10:55	AR20	8-80	2:32	*TOUCHDOWN
1st	05:26	AR09	3-2	0:56	punt
1st	01:21	AR20	4-4	1:27	punt
2nd	11:50	AR18	5-28	2:05	interception
2nd	07:57	AR10	3-6	1:17	punt
2nd	04:12	AR11	3-3	1:56	punt
2nd	00:37	AR20	2-7	0:37	end of half
3rd	12:15	AR47	4-9	0:59	downs
3rd	10:21	AR43	6-57	2:10	*TOUCHDOWN
3rd	04:42	AR19	11-65	4:24	*FIELD GOAL
4th	13:51	RICE09	3-9	1:07	*TOUCHDOWN
4th	11:13	RICE50	3-8	1:31	punt
4th	05:54	RICE40	3-40	1:47	*TOUCHDOWN
4th	02:37	RICE16	4-16	1:39	*TOUCHDOWN

Texas

Qtr.	Time	Start	Pl-Yds	TOP	Result
1st	15:00	AR25	3-6	1:24	punt
1st	11:38	AR06	5-22	2:15	punt
1st	07:32	AR37	12-57	5:29	*FIELD GOAL
2nd	13:43	AR34	7-66	2:48	*TOUCHDOWN
2nd	08:49	TX18	4-12	1:15	*FIELD GOAL
2nd	06:02	AR21	7-53	3:02	*FIELD GOAL
2nd	00:36	AR08	1-9	0:36	end of half
3rd	13:14	AR29	2-(-1)	0:26	interception
3rd	10:12	AR19	6-81	1:56	*TOUCHDOWN
3rd	06:13	TX42	10-38	4:05	*FIELD GOAL
3rd	02:00	TX32	1-32	0:10	*TOUCHDOWN
4th	13:33	AR26	8-75	5:06	*TOUCHDOWN
4th	02:22	TX41	4-24	2:22	end of game

Georgia Southern

Qtr.	Time	Start	Pl-Yds	TOP	Result
1st	13:19	AR27	4-73	1:12	*TOUCHDOWN
1st	10:01	AR06	15-94	6:30	*TOUCHDOWN
1st	01:07	AR25	3-(-4)	0:42	punt
2nd	13:34	AR37	3-0	1:17	punt
2nd	10:38	AR01	7-99	1:56	*TOUCHDOWN
2nd	07:17	AR22	3-3	0:51	punt
2nd	05:11	AR20	7-73	2:48	*FIELD GOAL
3rd	14:53	AR20	4-80	1:27	*TOUCHDOWN
3rd	11:32	AR09	1-91	0:14	*TOUCHDOWN
3rd	09:53	AR26	3-(-4)	1:15	punt
3rd	06:59	AR26	3-8	2:04	punt
3rd	00:23	AR34	12-66	7:01	*TOUCHDOWN
4th	05:37	AR12	9-49	5:37	end of game

vs. Texas A&M

Qtr.	Time	Start	Pl-Yds	TOP	Result
1st	11:37	ARK14	8-57	03:17	*FIELD GOAL
1st	02:38	ARK20	1-80	00:11	*TOUCHDOWN
1st	00:17	ARK18	4-82	01:22	*TOUCHDOWN
2nd	10:39	ARK21	3-(-1)	0:38	punt
2nd	07:34	ARK13	11-65	05:05	downs
2nd	00:21	ARK25	1/(-1)	00:21	end of half
3rd	15:00	ARK25	5-8	01:56	punt
3rd	11:04	ARK44	3/(-10)	01:57	punt
3rd	07:51	ARK25	7-17	03:59	punt
3rd	00:43	ARK15	5-30	02:58	punt
4th	12:00	TAMU48	9-42	03:21	*FIELD GOAL
4th	07:04	ARK11	6-17	03:47	punt
4th	01:58	TAMU42	7-27	01:58	end of game

OPPONENT DRIVE CHARTS

Rice

Qtr.	Time	Start	Pl-Yds	TOP	Result
1st	13:40	RICE23	5-28	2:45	punt
1st	08:23	RICE25	4-20	2:57	punt
1st	04:30	AR35	7-17	3:09	missed fg
2nd	14:54	AR21	6-14	2:59	*FIELD GOAL
2nd	09:45	AR49	3-(-3)	1:48	punt
2nd	06:40	AR41	8-41	2:21	*TOUCHDOWN
2nd	02:16	RICE46	3-5	1:39	punt
3rd	15:00	RICE25	5-16	2:45	punt
3rd	11:16	RICE44	2-56	0:48	*TOUCHDOWN
3rd	08:11	RICE25	8-56	3:29	downs
3rd	00:13	RICE19	4-12	1:22	interception
4th	12:44	RICE25	4-21	1:31	interception
4th	09:42	RICE05	6-20	3:48	punt
4th	04:07	RICE25	7-13	1:30	interception
4th	00:58	RICE25	4-21	0:58	end of game

Texas

Qtr.	Time	Start	Pl-Yds	TOP	Result
1st	13:36	TX36	3-4	1:58	punt
1st	09:23	TX25	3-1	1:51	punt
1st	02:03	TX25	7-41	3:20	missed fg
2nd	10:48	TX17	3-(-1)	1:59	punt
2nd	07:34	TX30	3-2	1:32	punt
2nd	03:00	TX25	5-16	2:24	punt
3rd	15:00	TX25	3-6	1:46	punt
3rd	12:48	AR26	6-26	2:31	*TOUCHDOWN
3rd	08:11	TX23	7-19	1:58	downs
3rd	02:08	TX25	1-7	0:08	fumble
3rd	01:50	TX25	10-75	3:17	*TOUCHDOWN
4th	08:27	TX25	14-75	06:01	*TOUCHDOWN

Georgia Southern

Qtr.	Time	Start	Pl-Yds	TOP	Result
1st	15:00	GS25	3-1	1:41	punt
1st	12:07	GS25	4-18	2:06	punt
1st	03:31	GS25	6-14	2:24	punt
1st	00:25	GS19	-2	1:51	punt
2nd	12:17	GS40	3-5	1:39	punt
2nd	08:42	GS25	3-75	1:20	*TOUCHDOWN
2nd	06:26	GS40	3-1	1:15	punt
2nd	02:23	GS25	12-60	2:23	*FIELD GOAL
3rd	13:26	GS25	4-22	1:54	punt
3rd	11:18	GS25	3-2	1:25	punt
3rd	08:38	GS35	3-(-2)	1:39	punt
3rd	04:55	GS25	11-41	4:32	downs
4th	08:22	GS25	6-17	2:45	punt

vs. Texas A&M

Qtr.	Time	Start	Pl-Yds	TOP	Result
1st	15:00	TAMU25	7-22	03:23	punt
1st	08:20	TAMU25	10-30	05:42	punt
1st	02:27	TAMU25	5-18	02:10	punt
2nd	13:55	TAMU25	4-1	03:16	punt
2nd	10:01	TAMU45	5-2	02:27	punt
2nd	02:29	TAMU22	9-46	02:08	*FIELD GOAL
3rd	13:04	TAMU22	3-(-3)	02:00	punt
3rd	09:07	TAMU25	3-75	01:16	*TOUCHDOWN
3rd	03:52	TAMU18	5-14	03:09	punt
4th	12:45	TAMU10	2-23	00:45	interception
4th	08:32	TAMU32	3-0	01:28	punt
4th	03:17	TAMU38	4-4	01:19	downs

GAME 1: CINCINNATI

ARKANSAS DRIVE CHARTS

at Georgia

Qtr.	Time	Start	Pl-Yds	TOP	Result
1st	10:43	ARK17	3-(-14)	1:23	punt
1st	04:30	ARK07	3-1	2:13	punt
1st	02:17	ARK25	12-55	5:00	missed fg
2nd	07:38	ARK25	3-0	2:17	punt
2nd	03:45	ARK36	3-7	1:28	punt
3rd	15:00	ARK25	3-(-10)	0:28	punt
3rd	10:05	ARK25	3-3	1:52	punt
3rd	06:10	ARK37	5-19	3:08	punt
4th	12:12	ARK25	3-(-3)	1:46	punt
4th	03:46	ARK25	8-60	3:46	end of game

at Ole Miss

Qtr.	Time	Start	Pl-Yds	TOP	Result
1st	15:00	ARK25	6-13	2:37	punt
1st	11:12	ARK18	15-82	6:55	*TOUCHDOWN
2nd	13:35	ARK25	9-75	3:03	*TOUCHDOWN
2nd	09:53	ARK25	4-48	1:33	fumble
2nd	07:06	ARK28	10-40	3:45	missed fg
2nd	00:35	ARK21	5-38	0:36	interception
3rd	11:30	ARK25	9-75	4:00	*TOUCHDOWN
3rd	06:17	MISS33	5-20	1:53	*FIELD GOAL
3rd	03:34	ARK25	4-75	1:52	*TOUCHDOWN
4th	13:04	ARK14	4-86	1:52	*TOUCHDOWN
4th	09:01	ARK25	7-14	3:22	punt
4th	03:59	ARK35	8-65	2:37	*TOUCHDOWN
4th	01:07	ARK25	9-75	1:07	*TOUCHDOWN

Auburn

Qtr.	Time	Start	Pl-Yds	TOP	Result
1st	12:16	ARK25	11-49	4:39	*FIELD GOAL
1st	05:38	ARK20	6-39	2:10	punt
1st	01:13	ARK49	6-16	1:56	missed fg
2nd	09:59	ARK25	12-57	3:38	downs
2nd	02:53	ARK16	12-84	2:35	*TOUCHDOWN
3rd	15:00	ARK25	6-75	2:30	*TOUCHDOWN
3rd	10:34	ARK30	4-15	1:10	punt
3rd	08:34	ARK11	3-(-11)	1:15	fumble
3rd	07:19	ARK25	8-46	2:52	downs
3rd	04:16	ARK25	13-75	4:16	*TOUCHDOWN
4th	10:35	ARK25	3-7	1:5	punt
4th	02:23	ARK33	7-28	0:55	downs

UAPB

Qtr.	Time	Start	Pl-Yds	TOP	Result
1st	15:00	ARK35	6-65	1:22	*TOUCHDOWN
1st	12:25	APB49	1-49	0:09	*TOUCHDOWN
1st	08:25	ARK20	5-24	2:09	punt
1st	04:33	ARK16	12-71	3:21	*FIELD GOAL
2nd	13:59	ARK09	4-24	1:13	fumble
2nd	10:35	ARK05	7-95	1:44	*TOUCHDOWN
2nd	03:46	ARK32	3-68	0:47	*TOUCHDOWN
2nd	01:46	ARK45	4-45	0:46	*TOUCHDOWN
3rd	09:43	APB44	2-(-9)	0:25	fumble
3rd	08:57	ARK13	10-60	3:51	downs
3rd	00:20	ARK32	3-2	3:27	punt
4th	06:25	ARK18	4-8	2:23	punt
4th	01:44	ARK19	3-2	1:44	end of game

Mississippi State

Qtr.	Time	Start	Pl-Yds	TOP	Result
1st	15:00	ARK25	6-19	2:43	punt
1st	11:23	ARK32	9-40	3:31	*FIELD GOAL
1st	06:54	ARK48	7-52	2:58	*TOUCHDOWN
2nd	13:48	ARK13	3-2	1:47	punt
2nd	07:09	ARK20	9-50	3:48	*FIELD GOAL
2nd	00:07	ARK31	1-(-1)	0:07	end of half
3rd	08:15	ARK25	10-42	3:37	*FIELD GOAL
3rd	02:10	ARK28	9-72	3:00	*TOUCHDOWN
4th	11:41	ARK25	10-51	4:14	missed fg
4th	02:22	ARK25	10-75	2:01	*TOUCHDOWN

OPPONENT DRIVE CHARTS

at Georgia

Qtr.	Time	Start	Pl-Yds	TOP	Result
1st	15:00	UGA25	9-75	4:14	*TOUCHDOWN
1st	09:20	UGA44	10-56	4:44	*TOUCHDOWN
2nd	12:17	UGA20	9-51	4:39	*FIELD GOAL
2nd	05:21	UGA28	3-4	1:11	punt
2nd	02:17	UGA12	6-19	1:57	end of half
3rd	14:32	ARK46	10-33	4:27	*FIELD GOAL
3rd	08:13	UGA19	3-9	1:38	punt
3rd	03:02	UGA07	11-93	5:50	*TOUCHDOWN
4th	10:26	UGA38	10-42	6:40	*FIELD GOAL

at Ole Miss

Qtr.	Time	Start	Pl-Yds	TOP	Result
1st	12:23	MISS39	3-5	1:11	punt
1st	04:17	MISS25	17-75	5:42	*TOUCHDOWN
2nd	10:26	MISS17	2-83	0:33	*TOUCHDOWN
2nd	08:20	MISS27	3-(-5)	1:14	punt
2nd	03:21	MISS32	9-68	2:39	*TOUCHDOWN
3rd	15:00	MISS25	8-42	3:22	*FIELD GOAL
3rd	07:30	MISS25	4-8	1:13	downs
3rd	04:18	MISS21	3-79	0:44	*TOUCHDOWN
3rd	01:42	MISS25	10-75	3:29	*TOUCHDOWN
4th	11:12	MISS25	7-75	2:11	*TOUCHDOWN
4th	05:39	MISS24	3-1	1:40	punt
4th	01:22	MISS25	2-75	0:15	*TOUCHDOWN

Auburn

Qtr.	Time	Start	Pl-Yds	TOP	Result
1st	15:00	AUB25	6-75	2:44	*TOUCHDOWN
1st	07:37	AUB25	4-18	1:59	punt
1st	03:28	AUB07	3-9	2:15	punt
2nd	14:17	AUB35	9-65	4:18	*TOUCHDOWN
2nd	06:21	AUB18	7-37	3:28	interception
2nd	00:18	AUB25	1-2	0:18	end of half
3rd	12:30	AUB25	3-7	1:56	punt
3rd	09:24	AUB27	3-5	0:50	punt
3rd	04:27	AUB29	1-71	0:11	*TOUCHDOWN
4th	15:00	AUB25	9-63	4:25	*FIELD GOAL
4th	08:41	AUB25	12-75	6:11	*TOUCHDOWN
4th	01:28	AUB39	4-12	1:28	end of game

UAPB

Qtr.	Time	Start	Pl-Yds	TOP	Result
1st	13:38	APB25	3-5	1:13	punt
1st	12:16	APB25	7-55	3:51	missed fg
1st	06:16	APB20	3-7	1:43	punt
1st	01:12	APB25	6-33	2:13	punt
2nd	12:46	ARK33	4-30	2:11	interception
2nd	08:51	APB25	3-8	2:01	punt
2nd	06:50	APB25	4-8	3:04	punt
2nd	02:59	APB25	3-(-1)	1:13	punt
2nd	01:00	APB25	2-1	1:00	end of half
3rd	12:00	APB25	3-6	2:17	punt
3rd	09:18	ARK47	1-0	0:21	interception
3rd	05:06	APB27	10-41	4:34	downs
4th	11:53	APB24	9-61	5:19	*FIELD GOAL
4th	04:02	APB30	3-4	2:18	punt

Mississippi State

Qtr.	Time	Start	Pl-Yds	TOP	Result
1st	12:17	MSU20	3-4	0:54	punt
1st	07:52	MSU25	3-(-9)	0:58	punt
1st	03:48	MSU09	10-54	5:00	interception
2nd	12:01	MSU38	11-57	4:52	missed fg
2nd	03:15	MSU26	11-74	3:08	*TOUCHDOWN
3rd	14:51	MSU34	13-66	6:36	*TOUCHDOWN
3rd	04:38	MSU25	6-47	2:28	missed fg
4th	14:10	MSU25	7-75	2:29	*TOUCHDOWN
4th	07:27	MSU24	9-76	5:05	*TOUCHDOWN
4th	00:21	MSU25	4-53	0:21	missed fg

GAME 1: CINCINNATI

ARKANSAS DRIVE CHARTS

at LSU

Qtr.	Time	Start	Pl-Yds	TOP	Result
1st	13:35	ARK47	5-23	1:36	*FIELD GOAL
1st	06:14	ARK20	3-(-11)	1:23	punt
1st	01:39	ARK17	3-(-4)	1:27	punt
2nd	14:52	ARK25	3-(-2)	1:02	punt
2nd	12:46	ARK30	3-2	1:54	punt
2nd	09:31	ARK30	4-19	1:59	punt
2nd	06:12	ARK28	7-25	2:50	punt
2nd	00:36	ARK26	4-44	0:36	end of half
3rd	15:00	ARK25	11-29	3:51	downs
3rd	08:23	ARK37	5-63	2:22	*TOUCHDOWN
3rd	04:44	ARK37	9-53	4:07	*FIELD GOAL
4th	10:40	ARK30	3-7	1:31	punt
4th	05:58	ARK38	3-5	2:04	punt
4th	00:17	ARK14	1-(-1)	0:17	end of half
OT	15:00	LSU25	4-6	15:00	*FIELD GOAL

at Alabama

Qtr.	Time	Start	Pl-Yds	TOP	Result
1st	15:00	ARK25	5-20	02:16	punt
1st	08:34	ARK31	1-1	00:07	fumble
1st	07:41	ARK25	8-29	04:11	punt
2nd	14:54	ARK25	3-(-5)	00:46	punt
2nd	11:11	ARK04	13-96	05:05	*TOUCHDOWN
2nd	05:21	ARK25	7-75	01:41	*TOUCHDOWN
2nd	01:44	ARK25	5-18	01:18	punt
3rd	11:31	ARK25	3-75	01:22	*TOUCHDOWN
3rd	06:15	ARK29	3-(-2)	2:00	punt
3rd	01:09	ARK25	10-75	04:45	*TOUCHDOWN
4th	08:52	ARK01	3-6	01:22	punt
4th	05:39	ARK25	12-75	04:37	*TOUCHDOWN

Missouri

Qtr.	Time	Start	Pl-Yds	TOP	Result
1st	13:23	ARK15	8-67	03:22	*FIELD GOAL
1st	05:32	ARK20	3-9	01:35	punt
1st	02:27	ARK38	1-1	00:07	fumble
2nd	13:27	ARK25	3-4	01:43	punt
2nd	08:43	ARK24	8-76	02:50	*TOUCHDOWN
2nd	03:02	ARK25	3-9	01:34	punt
2nd	00:21	ARK18	1-(-4)	00:21	end of half
3rd	15:00	ARK25	3-4	00:53	punt
3rd	12:24	ARK39	3-61	01:11	*TOUCHDOWN
3rd	10:04	ARK48	2-52	00:16	*TOUCHDOWN
3rd	02:03	ARK25	11-70	05:19	*FIELD GOAL
4th	11:37	MIZ47	4-47	01:45	*TOUCHDOWN
4th	08:15	ARK20	3-(-9)	02:28	punt
4th	01:23	ARK50	2-18	01:23	end of game

vs. Penn State

Qtr.	Time	Start	Pl-Yds	TOP	Result
1st	12:39	ARK32	7-57	03:15	interception
1st	08:51	PSU42	3-1	01:19	punt
1st	05:42	ARK39	12-61	05:42	*TOUCHDOWN
2nd	12:04	ARK10	3-(-4)	01:04	punt
2nd	10:53	ARK25	6-15	02:54	punt
2nd	05:19	ARK25	6-6	03:03	punt
2nd	00:45	ARK36	4-26	00:30	interception
3rd	15:00	ARK25	7-75	02:18	*TOUCHDOWN
3rd	11:01	ARK37	10-45	04:32	*FIELD GOAL
3rd	03:46	ARK21	4-79	01:38	*TOUCHDOWN
4th	12:39	ARK20	8-30	04:09	punt
4th	05:49	ARK36	9-45	05:49	end of game

OPPONENT DRIVE CHARTS

at LSU

Qtr.	Time	Start	Pl-Yds	TOP	Result
1st	15:00	LSU25	3-5	1:25	punt
1st	11:59	LSU25	10-34	5:45	punt
1st	04:51	ARK43	9-28	3:04	*FIELD GOAL
1st	00:12	ARK40	3-40	0:20	*TOUCHDOWN
2nd	13:50	LSU41	3-(-6)	1:04	punt
2nd	10:52	LSU44	4-26	1:21	fumble
2nd	07:32	LSU20	3-0	1:20	punt
2nd	03:22	LSU11	5-19	2:46	punt
3rd	11:09	LSU46	7-17	2:46	missed fg
3rd	06:01	LSU25	4-16	1:17	interception
3rd	00:37	LSU25	12-48	4:44	*FIELD GOAL
4th	09:09	LSU23	8-39	3:11	downs
4th	03:54	LSU05	6-35	3:37	punt
OT	15:00	ARK25	5-17	15:00	interception

at Alabama

Qtr.	Time	Start	Pl-Yds	TOP	Result
1st	12:44	ALA24	11-45	04:10	downs
1st	08:27	ARK32	4-2	00:46	*FIELD GOAL
1st	03:30	ALA02	9-98	03:36	*TOUCHDOWN
2nd	14:08	ALA30	6-34	02:57	punt
2nd	06:06	ALA25	2-75	00:45	*TOUCHDOWN
2nd	03:40	ALA25	6-75	01:56	*TOUCHDOWN
2nd	00:26	ALA05	1-6	00:26	end of half
3rd	15:00	ALA25	9-75	03:29	*TOUCHDOWN
3rd	10:09	ALA25	9-46	03:54	missed fg
3rd	04:15	ALA24	9-63	03:06	*FIELD GOAL
4th	11:24	ALA25	7-74	02:32	fumble
4th	07:30	ALA45	4-55	01:51	*TOUCHDOWN
4th	01:02	ARK47	2-(-2)	01:02	end of game

Missouri

Qtr.	Time	Start	Pl-Yds	TOP	Result
1st	15:00	MIZ25	3-23	01:37	punt
1st	09:56	MIZ20	9-35	04:24	punt
1st	03:57	MIZ30	5-32	01:30	downs
1st	02:20	ARK39	7-11	03:53	*FIELD GOAL
2nd	11:44	MIZ29	6-14	03:01	punt
2nd	05:53	MIZ25	8-44	02:51	*FIELD GOAL
2nd	01:28	MIZ24	5-17	01:07	punt
3rd	14:07	MIZ14	3-6	01:43	punt
3rd	11:13	MIZ25	3-(-5)	01:09	punt
3rd	09:48	MIZ25	14-51	07:45	*FIELD GOAL
4th	11:44	MIZ25	1-0	00:07	interception
4th	09:52	MIZ25	4-14	01:37	punt
4th	05:47	MIZ42	11-58	04:22	*TOUCHDOWN

vs. Penn State

Qtr.	Time	Start	Pl-Yds	TOP	Result
1st	15:00	PSU25	9-43	02:21	missed fg
1st	09:24	PSU20	2-6	00:33	interception
1st	07:32	PSU08	3-8	01:50	punt
2nd	15:00	PSU25	7-39	02:56	punt
2nd	11:00	ARK42	1-42	00:07	*TOUCHDOWN
2nd	07:59	PSU24	7-61	02:40	*FIELD GOAL
2nd	02:16	PSU16	6-48	01:31	downs
2nd	00:15	PSU18	1-(-3)	00:15	end of half
3rd	12:42	PSU25	3-2	01:41	punt
3rd	06:29	PSU25	6-12	02:43	punt
3rd	02:08	PSU25	14-65	04:29	interception
4th	08:30	PSU09	6-15	02:41	punt

RAZORBACKS BY POSITION

No.	Name	Ht.	Wt.	Cl.	Hometown (Previous School)
QB (5)					
1	KJ Jefferson	6-3	242	R-Jr.	Sardis, Miss. (North Panola HS)
4	Malik Hornsby	6-2	186	R-So.	Missouri City, Texas (Ft. Bend Marshall HS)
10	Cade Fortin	6-3	218	R-Sr.	Suwanee, Ga. (North Gwinnett HS/South Florida)
18	Kade Renfro	6-3	206	R-So.	Stephenville, Texas (Stephenville HS/Ole Miss)
19	Rykar Acebo	6-4	185	Fr.	Jonesboro, Ark. (Jonesboro HS)
RB (7)					
0	AJ Green	5-11	208	So.	Tulsa, Okla. (Union HS)
5	Raheim Sanders	6-2	227	So.	Rockledge, Fla. (Rockledge HS)
6	Rashod Dubinion	5-10	211	Fr.	Ellenwood, Ga. (Cedar Grove HS)
20	Dominique Johnson	6-1	247	Jr.	Crowley, Texas (Crowley HS)
21	Javion Hunt	6-0	196	R-Fr.	Oklahoma City, Okla. (Carl Albert HS)
25	James Joiner	6-0	213	Fr.	Little Rock, Ark. (Parkview HS)
26	Dennis Daniels	5-10	220	R-Sr.	Warren, Ark. (Warren HS/Southern Arkansas)
WR (15)					
2	Ketron Jackson Jr.	6-2	203	So.	Royse City, Texas (Royse City HS)
3	Matt Landers	6-5	197	Sr.	St. Petersburg, Fla. (St. Petersburg HS/Toledo)
9	Jadon Haselwood	6-3	213	R-Jr.	Ellenwood, Ga. (Cedar Grove HS/Oklahoma)
13	Jaedon Wilson	6-3	175	R-Fr.	DeSoto, Texas (DeSoto HS)
14	Bryce Stephens	6-0	176	R-Fr.	Oklahoma City, Okla. (John Marshall HS)
15	Landon Rogers	6-4	197	R-Fr.	Little Rock, Ark. (Parkview HS)
16	Isaiah Sategna	5-11	173	Fr.	Fayetteville, Ark. (Fayetteville HS)
17	Sam Mbake	6-3	202	Fr.	Kennesaw, Ga. (North Cobb HS)
81	Quincey McAdoo	6-2	192	Fr.	Clarendon, Ark. (Clarendon HS)
83	Chris Harris	5-10	187	R-So.	Dumas, Ark. (Dumas HS)
84	Warren Thompson	6-3	198	R-Sr.	Seffner, Fla. (Armwood HS/Florida State)
85	Harper Cole	5-9	178	R-So.	Aurora, Ill. (Waubonsie Valley HS)
86	Kalil Girault	6-0	186	Fr.	Haslet, Texas (Eaton HS)
87	Chase Lowery	6-0	185	R-Fr.	Frisco, Texas (Frisco HS)
88	Kamron Bibby	6-2	180	Fr.	El Dorado, Ark. (El Dorado HS)
TE (8)					
7	Trey Knox	6-5	245	Sr.	Murfreesboro, Tenn. (Blackman HS)
8	Ty Washington	6-4	247	Fr.	Leesburg, Ga. (Lee County HS)
34	Hunter Talley	6-4	210	Fr.	Siloam Springs, Ark. (Siloam Springs HS)
36	Erin Outley	6-4	255	R-Fr.	Little Rock, Ark. (Parkview HS)
42	Zach Lee	6-5	241	R-So.	Bentonville, Ark. (Bentonville HS)
80	Collin Sutherland	6-5	260	R-So.	Flower Mound, Texas (Marcus HS)
82	Hudson Henry	6-5	254	R-Jr.	Little Rock, Ark. (Pulaski Academy)
89	Nathan Bax	6-4	252	R-Sr.	Jefferson City, Mo. (Helias Catholic HS/III. St.)
OL (19)					
50	Cole Carson	6-5	305	R-Fr.	Bogata, Texas (Rivercrest HS)
51	Ricky Stromberg	6-4	313	Sr.	Tulsa, Okla. (Union HS)
53	Ty'Kieast Crawford	6-5	325	Jr.	Carthage, Texas (Carthage HS/Charlotte)
55	Beaux Limmer	6-5	302	R-Jr.	Tyler, Texas (Tyler Lee HS)
56	Marcus Henderson	6-5	303	R-So.	Memphis, Tenn. (Memphis University School)
59	Eli Henderson	6-4	315	Fr.	Duncan, S.C. (Byrnes HS)
62	Brady Latham	6-5	307	R-Jr.	Jenks, Okla. (Jenks HS)
63	Terry Wells	6-5	327	R-Fr.	Parkin, Ark. (Wynne HS)
65	Devon Manuel	6-9	334	R-Fr.	Sunset, La. (Beau Chene HS)
66	Kai Hamilton	6-4	300	Fr.	Hope, Ark. (Hope HS)
67	Josh Street	6-6	310	R-Fr.	Bentonville, Ark. (Bentonville HS)
70	Luke Jones	6-5	327	R-Sr.	Little Rock, Ark. (Pulaski Academy/Notre Dame)
71	Brock Burns	6-4	296	Fr.	Ozark, Ark. (Ozark HS)
72	Andrew Chamblee	6-6	303	Fr.	Maumelle, Ark. (Maumelle HS)
73	Brooks Edmonson	6-4	315	Fr.	Bryant, Ark. (Bryant HS)
74	Jalen St. John	6-5	327	R-So.	St. Louis, Mo. (Trinity Catholic HS)
75	Patrick Kutas	6-5	305	Fr.	Memphis, Tenn. (Christian Brothers HS)
76	E'Marion Harris	6-7	340	Fr.	Little Rock, Ark. (Joe T. Robinson HS)
78	Dalton Wagner	6-9	331	*R-Sr.	Spring Grove, Ill. (Richmond Burton HS)

RAZORBACKS BY POSITION

No.	Name	Ht.	Wt.	Cl.	Hometown (Previous School)
DB (21)					
1	Jalen Catalon	5-10	201	R-Jr.	Mansfield, Texas (Mansfield Legacy HS)
2	Myles Slusher	6-0	194	Jr.	Broken Arrow, Okla. (Broken Arrow HS)
3	Dwight McGlothorn	6-2	181	Jr.	Houston, Texas (Klein Oak HS/LSU)
4	Malik Chavis	6-2	192	R-Jr.	Rison, Ark. (Rison HS)
6	Jacorrei Turner	6-2	206	R-So.	Atlanta, Ga. (Woodward Academy)
7	Latavious Brini	6-2	215	*Sr.	Miami Gardens, Fla. (Mater Academy Charter/Georgia)
8	Jayden Johnson	6-2	204	So.	Cedartown, Ga. (Cedartown HS)
11	LaDarrius Bishop	6-0	194	R-Sr.	Ashdown, Ark. (Ashdown HS)
15	Simeon Blair	5-10	208	R-Sr.	Pine Bluff, Ark. (Pine Bluff HS)
16	Keuan Parker	5-11	178	R-Fr.	Tulsa, Okla. (Booker T. Washington HS)
17	Hudson Clark	6-2	182	R-Jr.	Dallas, Texas (Highland Park HS)
18	Trent Gordon	5-11	188	R-Sr.	Spring, Texas (Manvel HS/Penn State)
19	Khari Johnson	6-0	192	Jr.	Boston, Mass. (Suffield Academy)
20	Zach Zimos	6-4	233	R-Jr.	Sugar Land, Texas (Fort Bend Travis HS)
21	Jaylen Lewis	6-0	175	Fr.	Brownsville, Tenn. (Haywood HS)
22	Anthony Brown	6-0	181	Fr.	Milan, Tenn. (Milan HS)
26	Landon Phipps	6-0	175	Fr.	Springdale, Ark. (Springdale HS)
29	John Paul Pickens	6-0	181	Fr.	Jonesboro, Ark. (Jonesboro HS)
32	Drew Winn	5-11	183	R-Jr.	Pea Ridge, Ark. (Pea Ridge HS/Pittsburg St.)
39	Courtney Snelling	5-11	165	Sr.	Little Rock, Ark. (Joe T. Robinson HS)
49	McKinley Williams	6-1	209	R-Sr.	Sheridan, Ark. (Sheridan HS)
LB (11)					
10	Bumper Pool	6-2	232	*Sr.	Lucas, Texas (Lovejoy HS)
27	Chris Paul Jr.	6-1	230	R-Fr.	Cordele, Ga. (Crisp County HS)
30	Ethan Joseph	6-2	212	Fr.	Alpharetta, Ga. (King's Ridge Christian)
35	Mani Powell	6-3	234	Fr.	Fayetteville, Ark. (Fayetteville HS)
36	Jordan Crook	6-0	232	Fr.	Duncanville, Texas (Duncanville HS)
38	Mason Schueck	6-2	219	Fr.	Little Rock, Ark. (Pulaski Academy)
42	Drew Sanders	6-5	233	Jr.	Denton, Texas (Ryan HS/Alabama)
43	Brooks Both	6-0	231	R-So.	Harrison, Ark. (Harrison HS)
44	Kaden Henley	6-2	225	Fr.	Springdale, Ark. (Shiloh Christian Academy)
45	Jackson Woodard	6-3	231	R-So.	Little Rock, Ark. (LR Christian Academy)
47	Jordan Hanna	6-2	223	R-Fr.	Greenwood, Ark. (Greenwood HS)
DL (19)					
0	Nico Davillier	6-4	270	Fr.	Maumelle, Ark. (Maumelle HS)
5	Cameron Ball	6-5	303	R-Fr.	Atlanta, Ga. (Tri-Cities HS)
9	Taurean Carter	6-3	294	R-Jr.	Mansfield, Texas (Mansfield Legacy HS)
14	Jordan Domineck	6-3	251	R-Sr.	Lakeland, Fla. (Jenkins HS/Georgia Tech)
23	Dorian Gerald	6-3	256	*R-Sr.	Florence, S.C. (W. Florence HS/Coll. of the Canyons)
33	Isaiah Nichols	6-3	315	R-Sr.	Springdale, Ark. (Springdale HS)
37	Eric Thomas Jr.	6-3	253	Jr.	Pensacola, Fla. (Booker T. Washington HS)
40	Landon Jackson	6-7	274	So.	Texarkana, Texas (Pleasant Grove HS/LSU)
41	Kyle Thompson	6-3	250	Fr.	Aledo, Texas (Aledo HS)
50	Eric Gregory	6-4	303	R-Jr.	Memphis, Tenn. (IMG Academy)
55	JJ Hollingsworth	6-3	246	Fr.	Greenland, Ark. (Greenland HS)
56	Zach Williams	6-4	261	Sr.	Little Rock, Ark. (Joe T. Robinson HS)
58	Jashaud Stewart	6-2	251	Jr.	Jonesboro, Ark. (Jonesboro HS)
90	Marcus Miller	6-5	286	R-Jr.	Warren, Ark. (Warren HS)
91	Randall Dennis Jr.	6-3	300	Fr.	Lawrenceville, Ga. (Archer HS)
94	Jon Hill	6-5	252	R-Fr.	Dumas, Ark. (Dumas HS)
97	Logan Horst	6-4	255	R-Sr.	Salina, Kan. (Salina Central HS/Neb. Wesleyan)
98	Roy Patterson	6-5	253	R-So.	Austin, Texas (Anderson HS)
99	Terry Hampton	6-1	314	*Sr.	El Dorado, Ark. (El Dorado HS/Arkansas State)
Specialists (10)					
19	Jake Bates (K)	5-10	202	*Sr.	Tomball, Texas (Tomball HS/Texas State)
28	Blake Ford (K)	6-1	217	Fr.	Arlington, Texas (Lamar HS)
29	Cam Little (K/P)	6-2	181	So.	Moore, Okla. (Southmoore HS)
30	Reid Bauer (P)	5-11	206	R-Sr.	Magnolia, Texas (Magnolia HS)
31	Max Fletcher (P)	6-5	178	Fr.	Melbourne, Australia (ProKick Australia)
46	Francisco Castro (LS)	6-1	217	R-Fr.	Miami, Fla. (Columbus HS)
48	Eli Stein (LS)	6-3	227	Fr.	Cambridge, Wisc. (Cambridge HS)
52	John Oehrlein (LS)	6-1	235	R-Jr.	Austin, Texas (Westlake HS)
61	Briggs Magee (LS)	6-2	230	Fr.	Georgetown, Texas (Georgetown HS)
94	Patrick Foley (P)	6-3	196	R-Fr.	Omaha, Neb. (Creighton Prep)

GAME 1: CINCINNATI

ALPHABETICAL ROSTER

No.	Name	Pos.
19	Rykar Acebo	QB
5	Cameron Ball	DL
19	Jake Bates	K
30	Reid Bauer	P
89	Nathan Bax	TE
88	Kamron Bibby	WR
11	LaDarrius Bishop	DB
15	Simeon Blair	DB
43	Brooks Both	LB
7	Lataivius Brini	DB
22	Anthony Brown	DB
71	Brock Burns	OL
50	Cole Carson	OL
9	Taurean Carter	DL
46	Francisco Castro	LS
1	Jalen Catalon	DB
72	Andrew Chamblee	OL
4	Malik Chavis	DB
17	Hudson Clark	DB
85	Harper Cole	WR
53	Ty Kieast Crawford	OL
36	Jordan Crook	LB
26	Dennis Daniels	RB
0	Nico Davillier	DL
91	Randall Dennis Jr.	DL
14	Jordan Domineck	DL
6	Rashod Dubinion	RB
73	Brooks Edmonson	OL
31	Max Fletcher	P
94	Patrick Foley	P
28	Blake Ford	K
10	Cade Fortin	QB
23	Dorian Gerald	DL
86	Kalil Girault	WR
18	Trent Gordon	DB
0	AJ Green	RB
50	Eric Gregory	DL
66	Kai Hamilton	OL
99	Terry Hampton	DL
47	Jordan Hanna	LB
83	Chris Harris	WR
76	E'Marion Harris	OL
9	Jadon Haselwood	WR
59	Eli Henderson	OL
56	Marcus Henderson	OL
44	Kaden Henley	LB
82	Hudson Henry	TE
94	Jon Hill	DL
55	JJ Hollingsworth	DL
4	Malik Hornsby	QB
97	Logan Horst	DL
21	Javion Hunt	RB
2	Ketron Jackson Jr.	WR
40	Landon Jackson	DL
1	KJ Jefferson	QB
20	Dominique Johnson	RB
8	Jayden Johnson	DB
19	Khari Johnson	DB
25	James Jointer	RB
70	Luke Jones	OL
30	Ethan Joseph	LB
7	Trey Knox	TE
75	Patrick Kutas	OL
3	Matt Landers	WR
62	Brady Latham	OL
42	Zach Lee	TE
21	Jaylen Lewis	DB
55	Beaux Limmer	OL
29	Cam Little	K/P

NUMERICAL ROSTER

No.	Name	Pos.	Ht.	Wt.	Cl.	Exp.	Hometown (Previous School)
0	Nico Davillier	DL	6-4	270	Fr.	HS	Maumelle, Ark. (Maumelle HS)
0	AJ Green	RB	5-11	208	So.	1L	Tulsa, Okla. (Union HS)
1	Jalen Catalon	DB	5-10	201	R-Jr.	2L	Mansfield, Texas (Mansfield Legacy HS)
1	KJ Jefferson	QB	6-3	242	R-Jr.	2L	Sardis, Miss. (North Panola HS)
2	Ketron Jackson Jr.	WR	6-2	203	So.	1L	Royse City, Texas (Royse City HS)
2	Myles Slusher	DB	6-0	194	Jr.	2L	Broken Arrow, Okla. (Broken Arrow HS)
3	Matt Landers	WR	6-5	197	Sr.	TR	St. Petersburg, Fla. (St. Petersburg HS/Toledo)
3	Dwight McGlothern	DB	6-2	181	Jr.	TR	Houston, Texas (Klein Oak HS/LSU)
4	Malik Chavis	DB	6-2	192	R-Jr.	2L	Rison, Ark. (Rison HS)
4	Malik Hornsby	QB	6-2	186	R-So.	1L	Missouri City, Texas (Ft. Bend Marshall HS)
5	Cameron Ball	DL	6-5	303	R-Fr.	RS	Atlanta, Ga. (Tri-Cities HS)
5	Raheim Sanders	RB	6-2	227	So.	1L	Rockledge, Fla. (Rockledge HS)
6	Rashod Dubinion	RB	5-10	211	Fr.	HS	Ellenwood, Ga. (Cedar Grove HS)
6	Jacorrei Turner	DB	6-2	206	R-So.	1L	Atlanta, Ga. (Woodward Academy)
7	Lataivius Brini	DB	6-2	215	*Sr.	TR	Miami Gardens, Fla. (Mater Academy Charter/Georgia)
7	Trey Knox	TE	6-5	245	Sr.	3L	Murfreesboro, Tenn. (Blackman HS)
8	Jayden Johnson	DB	6-2	204	So.	1L	Cedartown, Ga. (Cedartown HS)
8	Ty Washington	TE	6-4	247	Fr.	HS	Leesburg, Ga. (Lee County HS)
9	Taurean Carter	DL	6-3	294	R-Jr.	2L	Mansfield, Texas (Mansfield Legacy HS)
9	Jadon Haselwood	WR	6-3	213	R-Jr.	TR	Ellenwood, Ga. (Cedar Grove HS/Oklahoma)
10	Cade Fortin	QB	6-3	218	R-Sr.	TR	Suwanee, Ga. (North Gwinnett HS/South Florida)
10	Bumper Pool	LB	6-2	232	*Sr.	4L	Lucas, Texas (Lovejoy HS)
11	LaDarrius Bishop	DB	6-0	194	R-Sr.	3L	Ashdown, Ark. (Ashdown HS)
13	Jaedon Wilson	WR	6-3	175	R-Fr.	RS	DeSoto, Texas (DeSoto HS)
14	Jordan Domineck	DL	6-3	251	R-Sr.	TR	Lakeland, Fla. (Jenkins HS/Georgia Tech)
14	Bryce Stephens	WR	6-0	176	R-Fr.	RS	Oklahoma City, Okla. (John Marshall HS)
15	Simeon Blair	DB	5-10	208	R-Sr.	3L	Pine Bluff, Ark. (Pine Bluff HS)
15	Landon Rogers	WR	6-4	197	R-Fr.	RS	Little Rock, Ark. (Parkview HS)
16	Keuan Parker	DB	5-11	178	R-Fr.	RS	Tulsa, Okla. (Booker T. Washington HS)
16	Isaiah Sategna	WR	5-11	173	Fr.	HS	Fayetteville, Ark. (Fayetteville HS)
17	Hudson Clark	DB	6-2	182	R-Jr.	2L	Dallas, Texas (Highland Park HS)
17	Sam Mbake	WR	6-3	202	Fr.	HS	Kennesaw, Ga. (North Cobb HS)
18	Trent Gordon	DB	5-11	188	R-Sr.	1L	Spring, Texas (Manvel HS/Penn State)
18	Kade Renfro	QB	6-3	206	R-So.	SO	Stephenville, Texas (Stephenville HS/Ole Miss)
19	Rykar Acebo	QB	6-4	185	Fr.	HS	Jonesboro, Ark. (Jonesboro HS)
19	Jake Bates	K	5-10	202	*Sr.	TR	Tomball, Texas (Tomball HS/Texas State)
19	Khari Johnson	DB	6-0	192	Jr.	2L	Boston, Mass. (Suffield Academy)
20	Dominique Johnson	RB	6-1	247	Jr.	2L	Crowley, Texas (Crowley HS)
20	Zach Zimos	DB	6-4	233	R-Jr.	2L	Sugar Land, Texas (Fort Bend Travis HS)
21	Javion Hunt	RB	6-0	196	R-Fr.	RS	Oklahoma City, Okla. (Carl Albert HS)
21	Jaylen Lewis	DB	6-0	175	Fr.	HS	Brownsville, Tenn. (Haywood HS)
22	Anthony Brown	DB	6-0	181	Fr.	HS	Milan, Tenn. (Milan HS)
23	Dorian Gerald	DL	6-3	256	*R-Sr.	3L	Florence, S.C. (W. Florence HS/Coll. of the Canyons)
25	James Jointer	RB	6-0	213	Fr.	HS	Little Rock, Ark. (Parkview HS)
26	Dennis Daniels	RB	5-10	220	R-Sr.	TR	Warren, Ark. (Warren HS/Southern Arkansas)
26	Landon Phipps	DB	6-0	175	Fr.	HS	Springdale, Ark. (Springdale HS)
27	Chris Paul Jr.	LB	6-1	230	R-Fr.	RS	Cordele, Ga. (Crisp County HS)
28	Blake Ford	K	6-1	217	Fr.	HS	Arlington, Texas (Lamar HS)
29	Cam Little	K/P	6-2	181	So.	1L	Moore, Okla. (Southmoore HS)
29	John Paul Pickens	DB	6-0	181	Fr.	HS	Jonesboro, Ark. (Jonesboro HS)
30	Reid Bauer	P	5-11	206	R-Sr.	2L	Magnolia, Texas (Magnolia HS)
30	Ethan Joseph	LB	6-2	212	Fr.	HS	Alpharetta, Ga. (King's Ridge Christian)
31	Max Fletcher	P	6-5	178	Fr.	HS	Melbourne, Australia (ProKick Australia)
32	Drew Winn	DB	5-11	183	R-Jr.	TR	Pea Ridge, Ark. (Pea Ridge HS/Pittsburg St.)
33	Isaiah Nichols	DL	6-3	315	R-Sr.	3L	Springdale, Ark. (Springdale HS)
34	Hunter Talley	TE	6-4	210	Fr.	HS	Siloam Springs, Ark. (Siloam Springs HS)
35	Mani Powell	LB	6-3	234	Fr.	HS	Fayetteville, Ark. (Fayetteville HS)
36	Jordan Crook	LB	6-0	232	Fr.	HS	Duncanville, Texas (Duncanville HS)
36	Erin Outley	TE	6-4	255	R-Fr.	RS	Little Rock, Ark. (Parkview HS)
37	Eric Thomas Jr.	DL	6-3	253	Jr.	2L	Pensacola, Fla. (Booker T. Washington HS)
38	Mason Schueck	LB	6-2	219	Fr.	HS	Little Rock, Ark. (Pulaski Academy)
39	Courtney Snelling	DB	5-11	165	Sr.	SO	Little Rock, Ark. (Joe T. Robinson HS)
40	Landon Jackson	DL	6-7	274	So.	TR	Texarkana, Texas (Pleasant Grove HS/LSU)
41	Kyle Thompson	DL	6-3	250	Fr.	HS	Aledo, Texas (Aledo HS)
42	Zach Lee	TE	6-5	241	R-So.	SO	Bentonville, Ark. (Bentonville HS)
42	Drew Sanders	LB	6-5	233	Jr.	TR	Denton, Texas (Ryan HS/Alabama)
43	Brooks Both	LB	6-0	231	R-So.	SO	Harrison, Ark. (Harrison HS)
44	Kaden Henley	LB	6-2	225	Fr.	HS	Springdale, Ark. (Shiloh Christian Academy)
45	Jackson Woodard	LB	6-3	231	R-So.	1L	Little Rock, Ark. (LR Christian Academy)

GAME 1: CINCINNATI

NUMERICAL ROSTER

No.	Name	Pos.	Ht.	Wt.	Cl.	Exp.	Hometown (Previous School)
46	Francisco Castro	LS	6-1	217	R-Fr.	RS	Miami, Fla. (Columbus HS)
47	Jordan Hanna	LB	6-2	223	R-Fr.	RS	Greenwood, Ark. (Greenwood HS)
48	Eli Stein	LS	6-3	227	Fr.	HS	Cambridge, Wisc. (Cambridge HS)
49	McKinley Williams	DB	6-1	209	R-Sr.	1L	Sheridan, Ark. (Sheridan HS)
50	Cole Carson	OL	6-5	305	R-Fr.	RS	Bogata, Texas (Rivercrest HS)
50	Eric Gregory	DL	6-4	303	R-Jr.	2L	Memphis, Tenn. (IMG Academy)
51	Ricky Stromberg	OL	6-4	313	Sr.	3L	Tulsa, Okla. (Union HS)
52	John Oehrlein	LS	6-1	235	R-Jr.	SQ	Austin, Texas (Westlake HS)
53	Ty'Kieast Crawford	OL	6-5	325	Jr.	1L	Carthage, Texas (Carthage HS/Charlotte)
55	JJ Hollingsworth	DL	6-3	246	Fr.	HS	Greenland, Ark. (Greenland HS)
55	Beaux Limmer	OL	6-5	302	R-Jr.	2L	Tyler, Texas (Tyler Lee HS)
56	Marcus Henderson	OL	6-5	303	R-So.	1L	Memphis, Tenn. (Memphis University School)
56	Zach Williams	DL	6-4	261	Sr.	3L	Little Rock, Ark. (Joe T. Robinson HS)
58	Jashaud Stewart	DL	6-2	251	Jr.	2L	Jonesboro, Ark. (Jonesboro HS)
59	Eli Henderson	OL	6-4	315	Fr.	HS	Duncan, S.C. (Byrnes HS)
61	Briggs Magee	LS	6-2	230	Fr.	HS	Georgetown, Texas (Georgetown HS)
62	Brady Latham	OL	6-5	307	R-Jr.	2L	Jenks, Okla. (Jenks HS)
63	Terry Wells	OL	6-5	327	R-Fr.	RS	Parkin, Ark. (Wynne HS)
65	Devon Manuel	OL	6-9	334	R-Fr.	RS	Sunset, La. (Beau Chene HS)
66	Kai Hamilton	OL	6-4	300	Fr.	HS	Hope, Ark. (Hope HS)
67	Josh Street	OL	6-6	310	R-Fr.	RS	Bentonville, Ark. (Bentonville HS)
70	Luke Jones	OL	6-5	327	R-Sr.	2L	Little Rock, Ark. (Pulaski Academy/Notre Dame)
71	Brock Burns	OL	6-4	296	Fr.	HS	Ozark, Ark. (Ozark HS)
72	Andrew Chamblee	OL	6-6	303	Fr.	HS	Maumelle, Ark. (Maumelle HS)
73	Brooks Edmonson	OL	6-4	315	Fr.	HS	Bryant, Ark. (Bryant HS)
74	Jalen St. John	OL	6-5	327	R-So.	1L	St. Louis, Mo. (Trinity Catholic HS)
75	Patrick Kutas	OL	6-5	305	Fr.	HS	Memphis, Tenn. (Christian Brothers HS)
76	E'Marion Harris	OL	6-7	340	Fr.	HS	Little Rock, Ark. (Joe T. Robinson HS)
78	Dalton Wagner	OL	6-9	331	*R-Sr.	4L	Spring Grove, Ill. (Richmond Burton HS)
80	Collin Sutherland	TE	6-5	260	R-So.	SQ	Flower Mound, Texas (Marcus HS)
81	Quincey McAdoo	WR	6-2	192	Fr.	HS	Clarendon, Ark. (Clarendon HS)
82	Hudson Henry	TE	6-5	254	R-Jr.	2L	Little Rock, Ark. (Pulaski Academy)
83	Chris Harris	WR	5-10	187	R-So.	SQ	Dumas, Ark. (Dumas HS)
84	Warren Thompson	WR	6-3	198	R-Sr.	1L	Seffner, Fla. (Armwood HS/Florida State)
85	Harper Cole	WR	5-9	178	R-So.	1L	Aurora, Ill. (Waubonsie Valley HS)
86	Kalil Girault	WR	6-0	186	Fr.	HS	Haslet, Texas (Eaton HS)
87	Chase Lowery	WR	6-0	185	R-Fr.	RS	Frisco, Texas (Frisco HS)
88	Kamron Bibby	WR	6-2	180	Fr.	HS	El Dorado, Ark. (El Dorado HS)
89	Nathan Bax	TE	6-4	252	R-Sr.	2L	Jefferson City, Mo. (Helias Catholic HS/III. St.)
90	Marcus Miller	DL	6-5	286	R-Jr.	2L	Warren, Ark. (Warren HS)
91	Randall Dennis Jr.	DL	6-3	300	Fr.	HS	Lawrenceville, Ga. (Archer HS)
94	Patrick Foley	P	6-3	196	R-Fr.	RS	Omaha, Neb. (Creighton Prep)
94	Jon Hill	DL	6-5	252	R-Fr.	RS	Dumas, Ark. (Dumas HS)
97	Logan Horst	DL	6-4	255	R-Sr.	TR	Salina, Kan. (Salina Central HS/Neb. Wesleyan)
98	Roy Patterson	DL	6-5	253	R-So.	HS	Austin, Texas (Anderson HS)
99	Terry Hampton	DL	6-1	314	*Sr.	TR	El Dorado, Ark. (El Dorado HS/Arkansas State)

Roster by Class: Senior - 24 | Junior - 22 | Sophomore - 17 | Freshman - 52

FOOTBALL STAFF

Coaching Staff

Sam Pittman Head Coach	3rd Season
Barry Odom Assoc. Head Coach/DC/Safeties	3rd Season
Scott Fountain Asst. HC/Special Teams Coord.	3rd Season
Kendal Briles Offensive Coordinator/QBs	3rd Season
Deke Adams Defensive Line	1st Season
Dominique Bowman Cornerbacks	1st Season
Kenny Guiton Wide Receivers	2nd Season
Cody Kennedy Offensive Line	2nd Season
Dowell Loggains Tight Ends	2nd Season
Michael Scherer Linebackers	3rd Season
Jimmy Smith Running Backs	3rd Season

Graduate Assistants

Ian Brewer Video	2nd Season
Jonathan Ceh Operations	1st Season
Sean Fogarty Offense	1st Season
Jalen Harris Special Teams	1st Season
Mason Hutchins Defense	1st Season
Keith Jones Defense	1st Season

Quality Control/Analyst

Michael Anthony Offense	3rd Season
Mark Cala Offense	3rd Season
Kelvin Green Defense	1st Season
Chris Hurd Special Teams	1st Season
Nico Mathews Defense	1st Season
Jake Trump Defense	3rd Season
De'Vion Warren Offense	1st Season

Support Staff

Patrick Doherty Football Operations	3rd Season
Amanda Gilpin Asst. Football Operations	3rd Season
Jamil Walker Strength & Conditioning	3rd Season
Ed Ellis Assoc. Strength & Conditioning	3rd Season
Dave Polanski Athletic Training	5th Season
Dalton Withrow Equipment	2nd Season
Butler Benton Recruiting/Player Personnel	2nd Season
Fernando Velasco Player Development	3rd Season
Jacob Tepp Video	2nd Season

ALPHABETICAL ROSTER

No.	Name	Pos.
87	Chase Lowery	WR
61	Brooks Magee	LS
65	Devon Manuel	OL
17	Sam Mbake	WR
81	Quincey McAdoo	WR
3	Dwight McGlothorn	DB
90	Marcus Miller	DL
33	Isaiah Nichols	DL
52	John Oehrlein	OL
36	Erin Outley	TE
16	Keuan Parker	DB
98	Roy Patterson	DL
27	Chris Paul Jr.	LB
26	Landon Phipps	DB
29	John Paul Pickens	DB
10	Bumper Pool	LB
35	Mani Powell	LB
18	Austin Renfro	QB
15	Landon Rogers	TE
42	Drew Sanders	LB
5	Raheim Sanders	RB
16	Isaiah Sategna	WR
38	Mason Schueck	LB
2	Myles Slusher	DB
39	Courtney Snelling	DB
74	Jalen St. John	OL
48	Eli Stein	LS
14	Bryce Stephens	WR
58	Jashaud Stewart	DL
67	Josh Street	OL
51	Ricky Stromberg	OL
80	Collin Sutherland	TE
34	Hunter Talley	TE
37	Eric Thomas Jr.	DL
41	Kyle Thompson	DL
84	Warren Thompson	WR
6	Jacorre Turner	LB
78	Dalton Wagner	OL
8	Ty Washington	TE
63	Terry Wells	OL
49	McKinley Williams	DB
56	Zach Williams	DL
13	Jaedon Wilson	WR
32	Drew Winn	DB
45	Jackson Woodard	LB
20	Zach Zimos	DB

PRONUNCIATIONS

Latavious Brini	bree-nee
Taurean Carter	to-re-ee-an
Andrew Chamblee	cham-blee
Malik Chavis	ma-leek chav-iss
Ty'Kieast Crawford	ty-KEAST
Nico Davillier	dava-YAY
E'Marion Harris	eh-mary-ON
Jadon Haselwood	hazel-wood
Malik Hornsby	ma-leek
Ketron Jackson Jr.	KEE-tron
Khari Johnson	kah-REE
Patrick Kutas	koo-tas
Sam Mbake	bah-KAY
Keuan Parker	kee-wahn
Mani Powell	manny
Isaiah Sategna	suh-TANE-ya
Jashaud Stewart	ja-shawd
Zach Zimos	ZIE-mus

GAME 1: CINCINNATI



AJ GREEN

0

Running Back | 5-11 | 208 | Sophomore
Tulsa, Okla. | Union HS

QUICK HITS

- Totaled 227 yards and one touchdown on 47 rushing attempts, averaging 4.8 yards per carry during freshman campaign.
- Hauled in seven passes for 84 yards and a touchdown, averaging 12.0 yards per catch as a freshman.
- Hauled in seven passes for 84 yards and a touchdown, averaging 12.0 yards per catch as a freshman.
- Made his collegiate debut against Texas on Sept. 11, 2021, rushing for a career-high 67 yards and a touchdown on seven attempts.

CAREER STATS

	GP/GS	RUSHING					RECEIVING						
		ATT	YDS	AVG	TD	LNG	REC	YDS	AVG	TD	LNG	BRUP	
2021	12/0	47	227	18.9	1	30	7	84	12.0	1	48		
TOTAL	12/0	47	227	18.9	1	30	7	84	12.0	1	48		

GAME-BY-GAME STATS

	GP/GS	UA	A	TOT	TFL-YDS	SCK-YDS	FF	FR-YDS	INT-YDS	QBH	BRUP
Cincinnati											
South Carolina											
Missouri State											
Texas A&M											
Alabama											
at Mississippi State											
at BYU											
at Auburn											
Liberty											
LSU											
Ole Miss											
at Missouri											

SEASON HIGHS

Rushes
Rushing Yards
Rushing Touchdowns
Long Rush
100-Yard Games
Receptions
Receiving Yards
Receiving Touchdowns
Long Reception

CAREER HIGHS

Rushes 7 vs. Texas (9/11/22)
Rushing Yards 67 vs. Texas (9/11/22)
Rushing Touchdowns 1 vs. Texas (9/11/22)
Long Rush 48 vs. Texas (9/11/22)
100-Yard Games
Receptions 2 (2x) at Alabama (11/20/22)
Receiving Yards 48 vs. Texas A&M (9/25/22)
Receiving Touchdowns 1 vs. Texas A&M (9/25/22)
Long Reception 48 vs. Texas A&M (9/25/22)



JALEN CATALON

1

Defensive Back | 5-10 | 201 | R-Junior
Mansfield, Texas | Mansfield Legacy HS

QUICK HITS

- 2020 Thorpe Award Semifinalist, only 2nd in school history, joining NFL Hall of Famer Steve Atwater.
- Named preseason Second Team All-American by the AP (2022)
- Finished eighth on the team in total tackles (46) with 1.5 tackles despite playing in only six games before being sidelined with an injury
- Carded double-digit tackles (11), including a tackle for loss, and a career-high two interceptions in 2021 season opener against Rice (Sept. 4).
- Named All-SEC First Team (AP) and Second Team by the coaches in 2020

CAREER STATS

	GP/GS	UA	A	TOT	TFL-YDS	SCK-YDS	FF	FR-YDS	INT-YDS	QBH	BRUP
2019	4/0	3	3	6	0.0-0	0.0-0	1	0-0	0-0	0	1
2020	9/8	51	48	99	2.0-7	0.0-0	2	1-0	3-44	0	4
2021	6/6	22	24	46	1.5-3	0.0-0	0	0-0	2-83	1	4
TOTAL	20/15	76	75	151	3.5-10	0.0-0	3	1-0	5-127	1	9

GAME-BY-GAME STATS

	GP/GS	UA	A	TOT	TFL-YDS	SCK-YDS	FF	FR-YDS	INT-YDS	QBH	BRUP
Cincinnati											
South Carolina											
Missouri State											
Texas A&M											
Alabama											
at Mississippi State											
at BYU											
at Auburn											
Liberty											
LSU											
Ole Miss											
at Missouri											

SEASON HIGHS

Tackles 11 vs. Rice (9/4/21)
Tackles For Loss 1.0 vs. Rice (9/4/21)
Sacks
QB Hurries 1 at Ole Miss (10/9/21)
Pass Breakups 2 vs. Georgia Southern (9/18/21)
Forced Fumbles
Fumble Recoveries
Interceptions 2 vs. Rice (9/4/21)

CAREER HIGHS

Tackles 16 vs. LSU (11/21/20)
Double Figure Tackle Games 7 last vs. Rice (9/4/21)
Tackles For Loss 1.5 vs. LSU (11/21/20)
Sacks
QB Hurries 1 at Ole Miss (10/9/21)
Pass Breakups 2 (2x) last vs. Georgia Southern (9/18/21)
Forced Fumbles 1 (3x) last vs. Tennessee (11/7/20)
Fumble Recoveries 1 vs. Ole Miss (10/17/20)
Interceptions 2 vs. Rice (9/4/21)

GAME 1: CINCINNATI



KJ JEFFERSON

1

Quarterback | 6-3 | 242 | R-Junior
Sardis, Miss. | North Panola HS

QUICK HITS

- Owns the highest single-season completion percentage in school history when attempting at least 250 passes.
- Accounted for six TDs (3 throwing, 3 rushing) at Ole Miss, second-most in program history.
- 1 of 2 FBS quarterbacks, joining Louisville's Malik Cunningham, to lead their teams in both passing and rushing in 2021.
- Against Miss. State (Nov. 6, 2021), completed a career-high 82.6% of passes, the third-highest single-game completion percentage in school history (minimum of 20 attempts).
- Totaled three games this season of 300+ passing yards and at least 3 TD passes, first Arkansas QB to do so since Brandon Allen in 2015.
- Threw for a career-high 366 yards against Georgia Southern on 13 completions, becoming only the fifth FBS QB since 2000 to throw for over 365 yards on 13 or fewer completions.
- Became one of only six SEC signal-callers since 2000 to have thrown for 3+ touchdowns and rushed for 3+ scores in a game as he did against Ole Miss on Oct. 9, 2021, joining Texas A&M QB Johnny Manziel, Mississippi State QB Dak Prescott, Ole Miss QB Chad Kelly, LSU QB Joe Burrow and Ole Miss QB Matt Corral.

CAREER STATS

	PASSING								RUSHING							
	GP/GS	COMP	ATT	PCT	YDS	TD	INT	LNG	ATT	YDS	AVG	TD	LNG	ATT	YDS	AVG
2019	3/1	14	31	45.2	197	0	1	38	30	58	1.9	2	21	20	10	0.5
2020	5/1	20	41	48.8	295	3	0	68	28	67	2.4	2	19	20	10	0.5
2021	13/13	198	294	67.3	2676	21	4	91	146	664	51.1	6	49	20	10	0.5
TOTAL	21/15	232	366	63.4	3168	24	5	91	204	789	37.6	10	49	20	10	0.5

GAME-BY-GAME STATS

	PASSING								RUSHING							
	GP/GS	COMP	ATT	PCT	YDS	TD	INT	LNG	ATT	YDS	AVG	TD	LNG	ATT	YDS	AVG
Cincinnati																
South Carolina																
Missouri State																
Texas A&M																
Alabama																
at Mississippi State																
at BYU																
at Auburn																
Liberty																
LSU																
Ole Miss																
at Missouri																

SEASON HIGHS

Pass Attempts.....	35 (2x) last vs. Auburn (10/16/21)
Completions.....	25 at Ole Miss (10/9/21)
Pass Yards.....	366 vs. Georgia Southern (9/18/21)
Pass TDs.....	4 vs. UAPB (10/23/21)
Long Pass.....	91 vs. Georgia Southern (9/18/21)
Completion %.....	82.6 vs. Mississippi State (11/6/21)
Rushes.....	20 (2x) vs. Penn State (1/1/22)
Rush Yards.....	110 vs. Penn State (1/1/22)
Rush TDs.....	3 at Ole Miss (10/9/21)
Long Rush.....	49 vs. Missouri (11/26/21)

CAREER HIGHS

Pass Attempts.....	35 (2x) last vs. Auburn (10/16/21)
Completions.....	25 at Ole Miss (10/9/21)
Pass Yards.....	366 vs. Georgia Southern (9/18/21)
Pass TDs.....	4 vs. UAPB (10/23/21)
Long Pass.....	91 vs. Georgia Southern (9/18/21)
Completion %.....	82.6 vs. Mississippi State (11/6/21)
Rushes.....	20 (2x) vs. Penn State (1/1/22)
Rush Yards.....	110 vs. Penn State (1/1/22)
Rush TDs.....	3 at Ole Miss (10/9/21)
Long Rush.....	49 vs. Missouri (11/26/21)



MYLES SLUSER

2

Defensive Back | 6-0 | 194 | Junior
Broken Arrow, Okla. | Broken Arrow HS

QUICK HITS

- Played in 11 games with seven starts in 2021.
- Finished tied for second on the team in interceptions with two in 2021.
- Registered a career-high 10 tackles in the 2021 regular season finale against Missouri.
- As a freshman in 2020, tied for the team-lead with two fumble recoveries.
- Rated a four-star prospect by 247Sports, Rivals and ESPN and the No. 5 safety in the country by 247Sports.

CAREER STATS

	GP/GS	UA	A	TOT	TFL-YDS	SCK-YDS	FF	FR-YDS	INT-YDS	QBH	BRUP
2020	6/1	9	6	15	1.0-1	0.0-0	1	2-7	0-0	0	0
2021	11/7	33	17	50	3.0	0.5-8	0	0-0	2-11	2	4
TOTAL	17/9	42	23	65	4.0	0.5-8	1/2	2-7	2-11	2	4

GAME-BY-GAME STATS

	GP/GS	UA	A	TOT	TFL-YDS	SCK-YDS	FF	FR-YDS	INT-YDS	QBH	BRUP
Cincinnati											
South Carolina											
Missouri State											
Texas A&M											
Alabama											
at Mississippi State											
at BYU											
at Auburn											
Liberty											
LSU											
Ole Miss											
at Missouri											

SEASON HIGHS

Tackles.....	10 vs. Missouri (11/26/21)
Tackles For Loss.....	1 vs. Missouri (11/26/21)
Sacks.....	1.0 (3x) last vs. Penn State (1/1/22)
QB Hurries.....	0.5 last vs. UAPB (10/23/21)
Pass Breakups.....	1 (2x) last at Alabama (11/20/21)
Forced Fumbles.....	1 (4x) last vs. Missouri (11/26/21)
Fumble Recoveries.....	1 vs. LSU (11/21/20)
Interceptions.....	1 (2x) last at LSU (11/13/21)

CAREER HIGHS

Tackles.....	10 vs. Missouri (11/26/21)
Double Figure Tackle Games.....	1 vs. Missouri (11/26/21)
Tackles For Loss.....	1.0 (3x) last vs. Penn State (1/1/22)
Sacks.....	0.5 last vs. UAPB (10/23/21)
QB Hurries.....	1 (2x) last at Alabama (11/20/21)
Pass Breakups.....	1 (4x) last vs. Missouri (11/26/21)
Forced Fumbles.....	1 vs. LSU (11/21/20)
Fumble Recoveries.....	1 (2x) last vs. LSU (11/21/20)
Interceptions.....	1 (2x) last at LSU (11/13/21)

GAME 1: CINCINNATI



MATT LANDERS

3

Wide Receiver | 6-5 | 197 | Senior
St. Petersburg, Fla. | St. Petersburg HS / Toledo

QUICK HITS

- Made 20 receptions for 514 yards and five touchdowns in 12 games played at Toledo in 2021.
- Turned in a team-best 25.7 yards per reception during his junior year.
- Caught 18 passes in last five games of the 2021 season, including nine in the last two.
- Saw action in 25 games across three seasons at Georgia, including 12 in 2019. Registered 10 receptions for 105 yards in 2019.

CAREER STATS

	RECEIVING					RUSHING				
	GP/GS	REC	YDS	AVG	TD	LNG	ATT	YDS	AVG	TD
2018*	4	0	0	0	0	0	0	0	0	0
2019*	12	10	105	10.50	1	80	1	-6	-6	0
2020*	9	2	27	13.50	0	23	0	0	0	0
2021**	12	20	514	25.7	5	90	0	0	0	0
Total	37	32	646	16.5	6	90	1	-6	-6	0

* at Georgia, ** at Toledo

GAME-BY-GAME STATS

	RECEIVING					RUSHING				
	GP/GS	REC	YDS	AVG	TD	LNG	ATT	YDS	AVG	TD

Cincinnati
South Carolina
Missouri State
Texas A&M
Alabama
at Mississippi State
at BYU
at Auburn
Liberty
LSU
Ole Miss
at Missouri

SEASON HIGHS

Receptions
Receiving Yards
Receiving Touchdowns
Long Reception
Rushes
Rushing Yards
Rushing Touchdowns
Long Rush

CAREER HIGHS

Receptions 5 (2x) vs. Akron (11/16/21) (*at Toledo)
Receiving Yards 150 vs. Eastern Michigan (11/2/21)(*at Toledo)
Receiving Touchdowns 2 vs. Eastern Michigan (11/2/21)(*at Toledo)
Long Reception 90 vs. Middle Tennessee (12/17/22)(*at Toledo)
Rushes 1 vs. Notre Dame (9/21/19) (*at Georgia)
Rushing Yards
Rushing Touchdowns
Long Rush



RAHEIM SANDERS

5

Running Back | 6-2 | 227 | Sophomore
Rockledge, Fla. | Rockledge HS

QUICK HITS

- Named to Freshman All-SEC Team in 2021.
- Finished freshman campaign with 578 rushing yards (5.2 ypr) and five touchdowns on the ground.
- Totaled the most rushing yards by an Arkansas freshman since Devwah Whaley in 2016 (602).
- First Hog frosh to run for 100+ yards at Ole Miss since Chase Hayden in 2017 vs. Florida A&M, and his 139-yard output is the highest of any Razorback this season.
- Part of a Razorback rushing attack that saw four ball carriers gain over 500 yards for the first time since 1975.
- 1 of 2 Arkansas freshmen running backs in 2021 to score both a rushing and receiving touchdown this season (AJ Green - 1 rushing, 1 receiving).
- Goes by the nickname "Rocket."
- Was brought in as an athlete that played wide receiver, running back and linebacker in high school, and settled on running back in college.
- Rated a four-star prospect by 247Sports and Rivals and the No. 8 athlete in the country by 247Sports.

CAREER STATS

	RUSHING					RECEIVING				
	GP/GS	ATT	YDS	AVG	TD	LNG	REC	YDS	AVG	TD
2021	13/0	114	578	44.5	5	42	11	109	9.9	1
Total	13/0	114	578	44.5	5	42	11	109	9.9	1

GAME-BY-GAME STATS

	RUSHING					RECEIVING				
	GP/GS	ATT	YDS	AVG	TD	LNG	REC	YDS	AVG	TD

Cincinnati
South Carolina
Missouri State
Texas A&M
Alabama
at Mississippi State
at BYU
at Auburn
Liberty
LSU
Ole Miss
at Missouri

SEASON HIGHS

Rushes
Rushing Yards
Rushing Touchdowns
Long Rush
100-Yard Games
Receptions
Receiving Yards
Receiving Touchdowns
Long Reception

CAREER HIGHS

Rushes 17 at Ole Miss (10/9/21)
Rushing Yards 139 at Ole Miss (10/9/21)
Rushing Touchdowns 2 (2x) vs. Penn State (1/1/22)
Long Rush 42 at Ole Miss (10/9/21)
100-Yard Games 1 at Ole Miss (10/9/21)
Receptions 3 (2x) vs. Mississippi State (11/6/21)
Receiving Yards 41 vs. Mississippi State (11/6/21)
Receiving Touchdowns 1 at Alabama (11/20/21)
Long Reception 24 vs. Mississippi State (11/6/21)

GAME 1: CINCINNATI



TREY KNOX

7

Tight End | 6-5 | 245 | Senior
Murfreesboro, Tenn. | Blackman HS

QUICK HITS

- Recorded six games with multiple receptions as a junior.
- Turned in a season high five receptions for 37 yards and a score against Ole Miss in 2021.
- Among SEC freshman in 2019, finished third in the league in receiving yards (385), receiving yards per game (35.0) and receptions per game (2.54).
- Made switch from wide receiver to tight end ahead of 2021 season.
- Loves country music - big Luke Bryan fan.

CAREER STATS

	GP/GS	RECEIVING					RUSHING				
		REC	YDS	AVG	TD	LNG	ATT	YDS	AVG	TD	LNG
2019	11/11	28	385	13.8	3	49	0	0	0.0	0	0
2020	10/6	7	70	10.0	0	12	0	0	0.0	0	0
2021	12/0	20	141	7.1	1	16	0	0	0.0	0	0
TOTAL	33/17	55	596	10.8	4	49	0	0	0.0	0	0

GAME-BY-GAME STATS

	GP/GS	RECEIVING					RUSHING				
		REC	YDS	AVG	TD	LNG	ATT	YDS	AVG	TD	LNG
Cincinnati											
South Carolina											
Missouri State											
Texas A&M											
Alabama											
at Mississippi State											
at BYU											
at Auburn											
Liberty											
LSU											
Ole Miss											
at Missouri											

SEASON HIGHS

Receptions
Receiving Yards.....
Receiving Touchdowns.....
Long Reception.....

CAREER HIGHS

Receptions8 vs. San Jose State (9/21/19)
Receiving Yards.....90 vs. Colorado State (9/14/19)
Receiving Touchdowns.....1 (4x) last at Ole Miss (10/9/21)
Long Reception.....49 at Ole Miss (9/7/19)



JADON HASELWOOD

9

Wide Receiver | 6-3 | 213 | R-Junior
Atlanta, Ga. | Cedar Grove HS / Oklahoma

QUICK HITS

- Played in all 12 games of the regular season as a junior at Oklahoma, catching a team-best 39 passes for 399 yards and a team-leading six touchdowns.
- Recorded multiple catches in 10 of 12 games in 2021.
- Pulled in a season-high six receptions on two occasions, including a three-touchdown performance against TCU on Oct. 16, 2021.
- Caught four passes for 47 yards in 2021 season-opener against Tulane.
- Recorded 51 yards on two receptions at Baylor on Nov. 13, 2021
- Played in 13 of 14 games as a freshman at OU, making 19 receptions for 272 yards and a touchdown.
- Five-star recruit by 247Sports, ESPN and Rivals

CAREER STATS

	GP/GS	RECEIVING					RUSHING				
		REC	YDS	AVG	TD	LNG	ATT	YDS	AVG	TD	LNG
2019	13	19	272	14.3	1	49	3	14	4.7	0	8
2020	3	4	65	16.3	0	33	0	0	0.0	0	0
2021	12	39	399	10.2	6	50	0	0	0.0	0	0
TOTAL	28	62	736	11.9	7	50	3	14	4.7	0	8

GAME-BY-GAME STATS

	GP/GS	RECEIVING					RUSHING				
		REC	YDS	AVG	TD	LNG	ATT	YDS	AVG	TD	LNG
Cincinnati											
South Carolina											
Missouri State											
Texas A&M											
Alabama											
at Mississippi State											
at BYU											
at Auburn											
Liberty											
LSU											
Ole Miss											
at Missouri											

SEASON HIGHS

Receptions
Receiving Yards.....
Receiving Touchdowns.....
Long Reception.....
Rushes.....
Rushing Yards.....
Rushing Touchdowns.....
Long Rush.....

CAREER HIGHS

Receptions6 (3x), last vs. TCU (10/16/21)
Receiving Yards.....78 vs. South Dakota (9/7/2019)
Receiving Touchdowns.....3 vs. TCU (10/16/21)
Long Reception.....50 vs. Baylor (11/13/22)
Rushes.....1 (3x), last vs West Virginia (10/19/19)
Rushing Yards.....8 vs. West Virginia (10/19/19)
Rushing Touchdowns.....
Long Rush.....8 vs. West Virginia (10/19/19)

GAME 1: CINCINNATI



BUMPER POOL

10

Linebacker | 6-2 | 232 | R-Senior
Lucas, Texas | Lovejoy HS

QUICK HITS

- Led the Hogs in total tackles with 125 (45 solo), his second straight season with 100+ total tackles and enters the 2022 season with 349 career tackles - ninth all-time at Arkansas.
- Named All-SEC by the coaches in both 2020 and 2021.
- Racked up 7.5 tackles for loss, tied for second most on the squad in 2021.
- Finished 10th in the nation in total tackles (125) and tallied 9.6 tackles per game, ranking second in the SEC and 15 nationally in 2021.
- Posted the most tackles in the SEC over the last two years (2020-21) and last three seasons (2019-21) with 315.
- Has totaled the second-most tackles (320) among all FBS defenders since 2019, second to only Troy LB Carlton Martial (367).
- Posted a team-leading seven games with double-digit stops in 2021, which ranked third-most nationally.
- Father, sister, grandfather, two aunts and two cousins are all graduates of Arkansas.
- Sister, Maddie, is Arkansas' Assistant Director of On-Campus Recruiting.

CAREER STATS

	GP/GS	UA	A	TOT	TFL-YDS	SCK-YDS	FF	FR-YDS	INT-YDS	QBH	BRUP
2018	10/4	14	15	29	2.5-4	0.0-0	0	1-60	0-0	1	4
2019	12/12	38	56	94	6.5-12	0.5-3	0	0-0	0-0	1	5
2020	9/9	40	61	101	6.5-11	0.5-3	0	0-0	0-0	1	5
2021	13/1	45	80	125	7.5-13	0.0-0	0	0-0	0-0	2	2
TOTAL	44/26	137	212	349	23-40	1.0-6	0	1-60	0-0	5	16

GAME-BY-GAME STATS

	GP/GS	UA	A	TOT	TFL-YDS	SCK-YDS	FF	FR-YDS	INT-YDS	QBH	BRUP
Cincinnati											
South Carolina											
Missouri State											
Texas A&M											
Alabama											
at Mississippi State											
at BYU											
at Auburn											
Liberty											
LSU											
Ole Miss											
at Missouri											

SEASON HIGHS

Tackles	20 at Mississippi State (10/3/20)
Tackles For Loss	3.0 at Texas A&M (10/31/20)
Double-Digit Tackle Games	17 times, last vs. Missouri (11/26/21)
Sacks	0.5 (2x) last vs. Georgia (9/26/20)
QB Hurries	1 (3x) last vs. Tennessee (11/7/20)
Interceptions	
Interception Return Yards	
Pass Breakups	2 at Mississippi State (10/3/20)
Forced Fumbles	1 at Colorado State (9/8/18)
Fumble Recoveries	1 vs. Eastern Illinois (9/1/18)

CAREER HIGHS

Tackles	20 at Mississippi State (10/3/20)
Tackles For Loss	3.0 at Texas A&M (10/31/20)
Double-Digit Tackle Games	17 times, last vs. Missouri (11/26/21)
Sacks	0.5 (2x) last vs. Georgia (9/26/20)
QB Hurries	1 (3x) last vs. Tennessee (11/7/20)
Interceptions	
Interception Return Yards	
Pass Breakups	2 at Mississippi State (10/3/20)
Forced Fumbles	1 at Colorado State (9/8/18)
Fumble Recoveries	1 vs. Eastern Illinois (9/1/18)



LADARRIUS BISHOP

11

Defensive Back | 6-0 | 194 | R-Senior
Ashdown, Ark. | Ashdown HS

QUICK HITS

- Started nine games at cornerback in 2021.
- Totaled 15 tackles and three pass breakups as a redshirt junior.
- Tallied at least one tackle in eight games.
- Carded a season-high four tackles at Alabama (11/20/21).
- Played in all 10 games and made one start at cornerback in 2020 season against Alabama (12/12/20), logging 17 tackles with 1.0 tackle for loss and two passes broken up.
- Rated a four-star recruit according to Rivals and was tabbed as the No. 2 player in the state of Arkansas and the No. 28 cornerback in the nation by Rivals.

CAREER STATS

	GP/GS	UA	A	TOT	TFL-YDS	SCK-YDS	FF	FR-YDS	INT-YDS	QBH	BRUP
2018	2/0	0	0	0	0.0-0	0.0-0	0	0-0	0	0	0
2019	10/3	15	7	22	1.0-1	0.0-0	0	1-25	0	0	1
2020	10/1	8	9	17	1.0-2	0.0-0	0	0-0	0	0	2
2021	12/9	8	7	15	0.0-0	0.0-0	0	0-0	0	0	3
TOTAL	34/13	31	23	54	2.0-3	0.0	0	1-25	0	0	6

GAME-BY-GAME STATS

	GP/GS	UA	A	TOT	TFL-YDS	SCK-YDS	FF	FR-YDS	INT-YDS	QBH	BRUP
Cincinnati											
South Carolina											
Missouri State											
Texas A&M											
Alabama											
at Mississippi State											
at BYU											
at Auburn											
Liberty											
LSU											
Ole Miss											
at Missouri											

SEASON HIGHS

Tackles	
Tackles For Loss	
Sacks	
QB Hurries	
Pass Breakups	
Forced Fumbles	
Fumble Recoveries	
Interceptions	

CAREER HIGHS

Tackles	8 vs. San Jose State (9/21/22)
Double Figure Tackle Games	
Tackles For Loss	1.0 (2x) last at Alabama (12/12/20)
Sacks	
QB Hurries	
Pass Breakups	
Forced Fumbles	
Fumble Recoveries	1 vs. Colorado State (9/14/19)
Interceptions	

GAME 1: CINCINNATI



JAEDON WILSON

13

Wide Receiver | 6-3 | 175 | R-Freshman
DeSoto, Texas | DeSoto HS

QUICK HITS

- Rated a consensus three-star prospect by 247Sports, Rivals and ESPN.
- Appeared in one game in 2021, making his collegiate debut against Georgia Southern (9/18/22), but did not record any statistics.
- Rated the No. 96 wide receiver in his class and the No. 96 overall player in the state of Texas.

CAREER STATS

	GP/GS	RECEIVING				LNG	RUSHING				LNG
		REC	YDS	AVG	TD		ATT	YDS	AVG	TD	
2021	1/0	0	0	0	0	0	0	0	0	0	0
TOTAL	1/0	0	0	0	0	0	0	0	0	0	0

GAME-BY-GAME STATS

	GP/GS	RECEIVING				LNG	RUSHING				LNG
		REC	YDS	AVG	TD		ATT	YDS	AVG	TD	
Cincinnati											
South Carolina											
Missouri State											
Texas A&M											
Alabama											
at Mississippi State											
at BYU											
at Auburn											
Liberty											
LSU											
Ole Miss											
at Missouri											

SEASON HIGHS

Receptions
 Receiving Yards
 Receiving Touchdowns
 Long Reception
 Rushes
 Rushing Yards
 Rushing Touchdowns
 Long Rush

CAREER HIGHS

Receptions
 Receiving Yards
 Receiving Touchdowns
 Long Reception
 Rushes
 Rushing Yards
 Rushing Touchdowns
 Long Rush



SIMEON BLAIR

15

Defensive Back | 5-10 | 208 | R-Senior
Pine Bluff, Ark. | Pine Bluff HS

QUICK HITS

- Finished 2021 with 38 tackles, one tackle for loss, onw sack and four pass breakups.
- Recorded at least tackle in every game as a redshirt junior.
- Filed 10 games with multiple tackles in 2021.
- Recorded a season-high five tackles against Ole Miss (10/9/21).
- Tied season high in tackles with five in road win at LSU (11/13/21).
- Registered a career high six stops twice against Mississippi State and Texas A&M in 2020.

CAREER STATS

	GP/GS	UA	A	TOT	TFL-YDS	SCK-YDS	FF	FR-YDS	INT-YDS	QBH	BRUP
2019	11/0	1	0	1	0.0-0	0.0-0	0	0-0	0-0	0	0
2020	9/2	10	13	23	0.0-0	0.0-0	0	0-0	0-0	0	2
2021	13/7	23	15	38	1.0-4	1.0-4	0	0-0	0-0	0	4
TOTAL	33/9	34	28	62	1.0-4	1.0-4	0	0-0	0-0	0	6

GAME-BY-GAME STATS

	GP/GS	UA	A	TOT	TFL-YDS	SCK-YDS	FF	FR-YDS	INT-YDS	QBH	BRUP
Cincinnati											
South Carolina											
Missouri State											
Texas A&M											
Alabama											
at Mississippi State											
at BYU											
at Auburn											
Liberty											
LSU											
Ole Miss											
at Missouri											

SEASON HIGHS

Tackles
 Tackles For Loss
 Sacks
 QB Hurries
 Pass Breakups
 Forced Fumbles
 Fumble Recoveries
 Interceptions

CAREER HIGHS

Tackles 6 (2x) last vs. Texas A&M (10/31/20)
 Double Figure Tackle Games
 Tackles For Loss 1.0 vs. Alabama (11/20/21)
 Sacks 1.0 vs. Alabama (11/20/21)
 QB Hurries
 Pass Breakups 1 (6x) last vs. Arkansas-Pine Bluff (10/23/22)
 Forced Fumbles
 Fumble Recoveries
 Interceptions

GAME 1: CINCINNATI



ISAIAH SATENGA

16

Wide Receiver | 5-11 | 173 | Freshman
Fayetteville, Ark. | Fayetteville HS

QUICK HITS

- Rated a consensus four-star prospect by 247Sports, Rivals and ESPN.
- Played wide receiver for head coach and former Arkansas QB Casey Dick
- No. 1 overall prospect in Arkansas and No. 24 wide receiver in the country by Rivals.
- Named 2021-22 Gatorade Arkansas Boys Track & Field Player of the Year.
- Checked in as the No. 4 prospect in the nation for the 2022 class in track & field by MileSplit.

CAREER STATS

	GP/GS	RECEIVING				LNG	RUSHING				LNG
		REC	YDS	AVG	TD		ATT	YDS	AVG	TD	
2022	0/0	0	0	0	0	0	0	0	0	0	0
TOTAL	0/0	0	0	0	0	0	0	0	0	0	0

GAME-BY-GAME STATS

	GP/GS	RECEIVING				LNG	RUSHING				LNG
		REC	YDS	AVG	TD		ATT	YDS	AVG	TD	
Cincinnati											
South Carolina											
Missouri State											
Texas A&M											
Alabama											
at Mississippi State											
at BYU											
at Auburn											
Liberty											
LSU											
Ole Miss											
at Missouri											

SEASON HIGHS

Receptions
 Receiving Yards.....
 Receiving Touchdowns.....
 Long Reception
 Rushes.....
 Rushing Yards.....
 Rushing Touchdowns.....
 Long Rush.....

CAREER HIGHS

Receptions
 Receiving Yards.....
 Receiving Touchdowns.....
 Long Reception
 Rushes.....
 Rushing Yards.....
 Rushing Touchdowns.....
 Long Rush.....



HUDSON CLARK

17

Defensive Back | 6-2 | 182 | R-Junior
Dallas, Texas | Highland Park HS

QUICK HITS

- Played in 12 games with four starts in 2021, finishing with 22 tackles, one tackle for loss and one pass breakup.
- Recorded nine games with at least one tackle as a redshirt sophomore.
- Played in 12 games with four starts in 2021, finishing with 22 tackles, one tackle for loss and one pass breakup.
- Set a new career high in tackles with 10 against Missouri (12/5/20).
- Played in eight games and made seven starts at cornerback as a walk-on in 2020.
- Was the team's fifth-leading tackler as a freshman with 47 stops (32 solo).
- Turned in a career performance against Ole Miss (10/17/20), registering five tackles and three interceptions in the win. He tied the school record for second-most picks in a single-game and tied for third in the SEC record book. First freshman in Arkansas history to intercept three passes in the same game and first SEC freshman since Mississippi State's Darren Williams did in 2003 against Troy.

CAREER STATS

	GP/GS	UA	A	TOT	TFL-YDS	SCK-YDS	FF	FR-YDS	INT-YDS	QBH	BRUP
2020	8/7	32	15	47	1.0-1	0.0-0	0	0-0	3-18	0	3
2021	12/4	9	13	22	1.0-4	0.0-0	0	0-0	0-0	0	1
Total	20/11	41	28	69	2.0-5	0.0-0	0	0-0	3-18	0	4

GAME-BY-GAME STATS

	GP/GS	UA	A	TOT	TFL-YDS	SCK-YDS	FF	FR-YDS	INT-YDS	QBH	BRUP
Cincinnati											
South Carolina											
Missouri State											
Texas A&M											
Alabama											
at Mississippi State											
at BYU											
at Auburn											
Liberty											
LSU											
Ole Miss											
at Missouri											

SEASON HIGHS

Tackles
 Tackles For Loss.....
 Sacks.....
 QB Hurries.....
 Pass Breakups.....
 Forced Fumbles.....
 Fumble Recoveries.....
 Interceptions.....

CAREER HIGHS

Tackles10 vs. Missouri (12/5/20)
 Double Figure Tackle Games1 vs. Missouri (12/5/20)
 Tackles For Loss1.0 (2x) last vs. Missouri (11/26/21)
 Sacks.....
 QB Hurries.....
 Pass Breakups.....1 vs. Penn State (1/2/22)
 Forced Fumbles.....
 Fumble Recoveries.....
 Interceptions3 vs. Ole Miss (10/17/22)

GAME 1: CINCINNATI



ISAIAH NICHOLS

33

Defensive Line | 6-3 | 315 | R-Senior
Springdale, Ark. | Springdale HS

QUICK HITS

- Appeared in 13 games with four starts in 2021, finishing with 21 tackles (five solo), 3.5 tackles for loss, 1.5 sacks and one forced fumble.
- Coming off a season-best performance against Penn State in the Outback Bowl with four stops.
- Tallied a career-high six stops in 2020 season finale against Alabama (12/12/20).

CAREER STATS

	GP/GS	UA	A	TOT	TFL-YDS	SCK-YDS	FF	FR-YDS	INT-YDS	QBH	BRUP
2018	3/0	1	0	1	0.0-0	0.0-0	0	0-0	0-0	0	0
2019	12/0	7	10	17	1.0-3	0.5-1	0	0-0	0-0	0	0
2020	9/7	6	18	24	0.5-1	0.5-1	0	0-0	0-0	0	1
2021	13/4	5	17	22	3.5-12	1.5-10	1/0	0-0	0-0	0	0
TOTAL	37/11	19	45	64	5.0-16	2.5-12	1/0	0-0	0-0	0	1

GAME-BY-GAME STATS

	GP/GS	UA	A	TOT	TFL-YDS	SCK-YDS	FF	FR-YDS	INT-YDS	QBH	BRUP
--	-------	----	---	-----	---------	---------	----	--------	---------	-----	------

Cincinnati
South Carolina
Missouri State
Texas A&M
Alabama
at Mississippi State
at BYU
at Auburn
Liberty
LSU
Ole Miss
at Missouri

SEASON HIGHS

Tackles
Tackles For Loss
Sacks
QB Hurries
Pass Breakups
Forced Fumbles
Fumble Recoveries
Interceptions

CAREER HIGHS

Tackles 6 vs. Alabama (12/12/20)
Double Figure Tackle Games
Tackles For Loss 0.5 (6x) last vs. Mississippi State (11/6/21)
Sacks 1.0 vs. Alabama (11/20/21)
QB Hurries
Pass Breakups 1 vs. Rice (9/4/21)
Forced Fumbles 1 vs. Rice (9/4/21)
Fumble Recoveries
Interceptions



DREW SANDERS

42

Linebacker | 6-5 | 233 | Junior
Denton, Texas | Ryan HS / Alabama

QUICK HITS

- Played in 12 games with three starts at Alabama in 2021, totaling 24 tackles, including 2.5 for loss and one sack, to go along with four quarterback hurries and a pair of pass breakups.
- Tallied a career high six tackles at Miami (9/4/21).
- Made first career start at Alabama against Mercer (9/11/21).
- Recorded two stops, including half a tackle for loss, against Georgia (12/4/21) in the SEC Championship.
- Tabbed a composite five-star recruit by 247Sports.
- Rated as the No. 1 player in Texas by 247, the top-ranked athlete nationally and the No. 13 player nationally in the final Top 247.

CAREER STATS

	GP/GS	UA	A	TOT	TFL-YDS	SCK-YDS	FF	FR-YDS	INT-YDS	QBH	BRUP
2020*	12/0	4	5	9	0.0-0	0-0	0	0-0	0-0	0	0
2021*	12/3	12	12	24	0.0-0	1-7	0	0-0	0-0	4	2
TOTAL	24/3	16	17	33	2.5-13	1-7	0	0-0	0-0	4	2

*at Alabama

GAME-BY-GAME STATS

	GP/GS	UA	A	TOT	TFL-YDS	SCK-YDS	FF	FR-YDS	INT-YDS	QBH	BRUP
--	-------	----	---	-----	---------	---------	----	--------	---------	-----	------

Cincinnati
South Carolina
Missouri State
Texas A&M
Alabama
at Mississippi State
at BYU
at Auburn
Liberty
LSU
Ole Miss
at Missouri

SEASON HIGHS

Tackles
Tackles For Loss
Double-Digit Tackle Games
Sacks
Interceptions
Interception Return Yards
QB Hurries
Pass Breakups
Forced Fumbles
Fumble Recoveries

CAREER HIGHS

Tackles 4 vs. Florida (9/18/21)
Tackles For Loss 1.0 (2x) last vs. New Mexico State (11/13/21)
Double-Digit Tackle Games
Sacks 1.0 vs. New Mexico State (11/13/21)
QB Hurries 2 vs. Ole Miss (10/2/21)
Interceptions
Interception Return Yards
Pass Breakups 2 vs. Mercer (9/11/21)
Forced Fumbles
Fumble Recoveries

GAME 1: CINCINNATI



ZACH WILLIAMS

56

Defensive Line | 6-4 | 261 | Senior
Little Rock, Ark. | Joe T. Robinson HS

QUICK HITS

- Made a season high five tackles, including 1.5 tackles for loss, in win over UAPB (10/23/21).
- Totaled 17 of his 22 tackles in 2020 over the season's first three weeks.
- Four-star prospect rated the No. 15 weakside defensive end in the country by 247Sports.
- Son of former Arkansas linebacker Rickey Williams (1984-87)

CAREER STATS

	GP/GS	UA	A	TOT	TFL-YDS	SCK-YDS	FF	FR-YDS	INT-YDS	QBH	BRUP
2019	9/0	6	6	12	0.0-0	0.0-0	0	0-0	0-0	0	0
2020	9/4	9	13	22	1.5-9	1.0-8	0	0-0	0-0	1	0
2021	13/0	7	16	23	5.5-18	2.5-13	1	0-0	0-0	1	0
TOTAL	30/4	22	35	57	7.0-27	3.5-21	1	0-0	0-0	2	0

GAME-BY-GAME STATS

	GP/GS	UA	A	TOT	TFL-YDS	SCK-YDS	FF	FR-YDS	INT-YDS	QBH	BRUP
Cincinnati											
South Carolina											
Missouri State											
Texas A&M											
Alabama											
at Mississippi State											
at BYU											
at Auburn											
Liberty											
LSU											
Ole Miss											
at Missouri											

SEASON HIGHS

Tackles
Tackles For Loss
Sacks
Interceptions
Interception Return Yards
QB Hurries
Pass Breakups
Forced Fumbles

CAREER HIGHS

Tackles 6 vs. Alabama (12/12/20)
Tackles For Loss 0.5 (
Sacks 1.0 (3x) last at Alabama (11/20/21)
Interceptions
Interception Return Yards
QB Hurries 1 (2x) last vs. Georgia Southern (9/18/21)
Pass Breakups
Forced Fumbles 1 vs. Texas (9/11/21)



JASHAUD STEWART

58

Defensive Line | 6-2 | 251 | Junior
Jonesboro, Ark. | Jonesboro HS

QUICK HITS

- Made a career high two tackles in 2021 season opener vs. Rice.
- Appeared in all 13 games with one start at defensive end in 2021, finishing with seven tackles, including four solo stops.
- Three-star prospect by Rivals, 247Sports and ESPN.

CAREER STATS

	GP/GS	UA	A	TOT	TFL-YDS	SCK-YDS	FF	FR-YDS	INT-YDS	QBH	BRUP
2020	8/0	0	0	0	0.0-0	0-0	0	0	0	0	0
2021	13/1	4	3	7	0.0-0	0-0	0	0	0	1	0
TOTAL	21/1	4	3	7	0.0-0	0-0	0	0	0	1	0

GAME-BY-GAME STATS

	GP/GS	UA	A	TOT	TFL-YDS	SCK-YDS	FF	FR-YDS	INT-YDS	QBH	BRUP
Cincinnati											
South Carolina											
Missouri State											
Texas A&M											
Alabama											
at Mississippi State											
at BYU											
at Auburn											
Liberty											
LSU											
Ole Miss											
at Missouri											

SEASON HIGHS

Tackles
Tackles For Loss
Sacks
Interceptions
Interception Return Yards
QB Hurries
Pass Breakups
Forced Fumbles

CAREER HIGHS

Tackles 2 vs. Rice (9/4/21)
Tackles For Loss
Sacks
Interceptions
Interception Return Yards
QB Hurries
Pass Breakups
Forced Fumbles

GAME 1: CINCINNATI



WARREN THOMPSON

84

Wide Receiver | 6-3 | 193 | R-Senior
Seffner, Fla. | Florida State

QUICK HITS

- Made a career-long 60 yard touchdown grab against Georgia Southern (9/18/21).
- Transferred from Florida State, coming in initially as a walk-on, but was put on-scholarship in fall 2021. Enrolled at Arkansas in May 2021.
- Finished 2021 season with 19 receptions for 304 yards (16.0 ypc) and two touchdowns.
- Registered at least one catch in 10 games and filed six consecutive games with at least one catch.
- Out of high school, rated a four-star recruit by 247Sports, No. 201 in ESPN300.

CAREER STATS

	GP/GS	RECEIVING				LNG	RUSHING				LNG
		REC	YDS	AVG	TD		ATT	YDS	AVG	TD	
2018	4/0	0	0	0.0	0	0	0	0	0.0	0	0
2019	6/0	6	91	15.2	0	51	0	0	0.0	0	0
2020	6/3	5	104	20.8	1	33	0	0	0.0	0	0
2021	13/3	19	304	16.0	2	60	0	0	0.0	0	0
TOTAL	29/6	30	499	16.6	3	60	0	0	0.0	0	0

GAME-BY-GAME STATS

	GP/GS	RECEIVING				LNG	RUSHING				LNG
		REC	YDS	AVG	TD		ATT	YDS	AVG	TD	
Cincinnati											
South Carolina											
Missouri State											
Texas A&M											
Alabama											
at Mississippi State											
at BYU											
at Auburn											
Liberty											
LSU											
Ole Miss											
at Missouri											

SEASON HIGHS

Receptions
Receiving Yards
Receiving Touchdowns
Long Reception
Rushes
Rushing Yards
Rushing Touchdowns
Long Rush

CAREER HIGHS

Receptions4 at Ole Miss (10/9/21)
Receiving Yards76 at Ole Miss (10/9/21)
Receiving Touchdowns1 (3x) last at Ole Miss (10/9/21)
Long Reception60 vs. Georgia Southern (9/18/21)



TERRY HAMPTON

99

Defensive Line | 6-1 | 314 | Senior
El Dorado, Ark. | El Dorado HS / Arkansas State

QUICK HITS

- Played four seasons at Arkansas State before transferring to the Razorbacks ahead of the 2022 campaign.
- Named 2021 Athlon Sports Preseason Fourth-Team All-Sun Belt Conference
- Started and saw action in six games in 2021 before suffering a season-ending injury.
- Finished with a season high four tackles against Tulsa (9/25/21).

CAREER STATS

	GP	UA	A	TOT	TFL-YDS	SCK-YDS	FF	FR-YDS	INT-YDS	QBH	BRUP
2018*	11	2	5	7	0.5-1	0-0	0	0	0	0	0
2019*	8	3	5	8	0.5-3	0.5-3	0	0	0	0	0
2020*	11	20	15	35	6-14	2-9	0	0	0	0	0
2021	6	5	6	11	2.5-5	0-0	0	0	0	0	0
TOTAL	36	30	31	61	2.5-12	2.5-12	0	0	0	0	0

* at Arkansas State

GAME-BY-GAME STATS

	GP/GS	UA	A	TOT	TFL-YDS	SCK-YDS	FF	FR-YDS	INT-YDS	QBH	BRUP
Cincinnati											
South Carolina											
Missouri State											
Texas A&M											
Alabama											
at Mississippi State											
at BYU											
at Auburn											
Liberty											
LSU											
Ole Miss											
at Missouri											

SEASON HIGHS

Tackles
Tackles For Loss
Sacks
QB Hurries
Pass Breakups
Forced Fumbles
Fumble Recoveries
Interceptions

CAREER HIGHS

Tackles4 (5x) last vs. South Alabama (11/28/20)*
Tackles For Loss2.0 vs. Coastal Carolina (10/3/20)*
Sacks1.0 (2x) last vs. South Alabama (11/28/20)*
Interceptions
Interception Return Yards
QB Hurries
Pass Breakups
Forced Fumbles

* at Arkansas State

GAME 1 ||| RICE

Rice (0-1)17
Arkansas (1-0)38

September 4, 2021 | Fayetteville, Ark.
Donald W. Reynolds Razorback Stadium | Time: 1 p.m. | Attendance: 64,065
TV: SECN+/ESPN+ > Mike Couzens (PBP), Dustin Fox (Analyst) & Tera Talmadge (Sideline)

SCORING SUMMARY

	1st	2nd	3rd	4th	Final
Rice	0	10	7	0	17
Arkansas	7	0	10	21	38

QTR. TEAM SCORING PLAY

1st	ARK	Jefferson 34 yd run (Little kick), 8-80 2:32
2nd	RICE	RICCITELLI 25 yd field goal, 6-14 2:59
	RICE	MYERS 1 yd run (RICCITELLI kick), 8-41 2:21
3rd	RICE	PITRE III. 41 yd pass from (RICCITELLI kick), 2-56 0:48
	ARK	Jefferson 5 yd run (Little kick), 6-57 2:10
	ARK	Little 34 yd field goal, 11-65 4:24
4th	ARK	Smith 2 yd run (Little kick), 3-4 1:07
	ARK	Morris 9 yd pass from (Little kick), 4-68 1:47
	ARK	D. Johnson 3 yd run (Little kick), 4-16 1:39

TEAM STATISTICS

	RICE	ARKANSAS
FIRST DOWNS	19	18
RUSHES-YARDS (NET)	39-81	44-245
PASSING YDS (NET)	227	128
Passes Att-Comp-Int.	35-17-3	21-12-1
TOTAL OFFENSE PLAYS-YARDS	74-308	65-373
Fumble Returns-Yards	0-0	0-0
Punt Returns-Yards	0-19	0-4
Kickoff Returns-Yards	1-16	4-108
Interception Returns-Yards	1-0	3-88
Punts (Number-Avg)	6-40.3	6-31.7
Fumbles-Lost	1-0	2-0
Penalties-Yards	10-60	13-117
Possession Time	33:54	26:06
Third-Down Conversions	4 of 16	3 of 11
Fourth-Down Conversions	1 of 2	0 of 1
Red-Zone Scores-Chances	2-4	5-5
Sacks By: Number-Yards	2-0	2-0



DB JALEN CATALON picked off a pair of passes and made 11 tackles to lead a stout Arkansas defense that produced three interceptions in the opener vs. Rice.

RICE

RUSHING	Att.	Gain	Lost	Net	TD	Long	Avg.
GRIFFIN, Khalan	13	36	1	35	0	7	2.7
MYERS, Jordan	10	26	3	23	1	7	2.3
BROUSSARD, Ari	6	19	0	19	0	5	3.2
MCCAFFREY, Luke	4	9	1	8	0	5	2.0
SUCKLEY, B.	1	7	0	7	0	7	7.0
MONTGOMERY, C.	1	0	2	-2	0	0	-2.0
GREEN, Wiley	4	2	11	-9	0	1	-2.2
Totals...	39	99	18	81	1	7	2.1

PASSING	Comp.	Att.	Int	Yds	TDs	Long	Sack
GREEN, Wiley	12	25	3	152	1	41	2
MCCAFFREY, Luke	5	10	0	75	0	35	0
Totals...	17	35	3	227	1	41	2

RECEIVING	No.	Yds	TD	Long
PITRE III, A.	4	97	1	41
BAILEY, Jake	4	47	0	20
ROZNER, Bradley	2	30	0	20
BULL, Jaeger	2	14	0	10
MYERS, Jordan	2	11	0	11
PATTERSON, C.	1	15	0	15
FRENCH, Robert	1	8	0	8
BRADLEY, Jack	1	5	0	5
Totals...	17	227	1	41

PUNTING	No.	Yds	Avg.	Long	I20	50+	TB
MENDES, Charlie	6	242	40.3	49	2	0	2

FIELD GOALS	Made	Att.	Long	Kicks
RICCITELLI, C.	1	2	25	36x, 25

ARKANSAS

RUSHING	Att.	Gain	Lost	Net	TD	Long	Avg.
Trelon Smith	22	102	0	102	1	20	4.6
K.J. Jefferson	9	102	13	89	2	38	9.9
Raheim Sanders	7	44	0	44	0	12	6.3
D. Johnson	4	16	0	16	1	7	4.0
Treyton Burks	1	0	2	-2	0	0	-2.0
TEAM	1	0	4	-4	0	0	-4.0
Totals...	44	264	19	245	4	38	5.6

PASSING	Comp.	Att.	Int	Yds	TDs	Long	Sack
K.J. Jefferson	12	21	1	128	1	31	2

RECEIVING	No.	Yds	TD	Long
Treyton Burks	5	42	0	17
Tyson Morris	3	42	1	31
De'Vion Warren	2	14	0	10
K. Jackson Jr.	1	16	0	16
Blake Kern	1	14	0	14
Totals...	12	128	1	31

PUNTING	No.	Yds	Avg.	Long	I20	50+	TB
Reid Bauer	5	190	38.0	45	1	0	0
TEAM	1	0	0.0	0	0	0	0
Totals...	6	190	31.7	45	1	0	0

FIELD GOALS	Made	Att.	Long	Kicks
Cam Little	1	1	34	34

GAME 2 ||| TEXAS

#15/#15 Texas (1-1).....21
Arkansas (2-0).....40

September 11, 2021 | Fayetteville, Ark.
Donald W. Reynolds Razorback Stadium | Time: 6 p.m. | Attendance: 74,531
TV: ESPN > Joe Tessitore (PBP), Greg McElroy (Analyst) & Katie George (Sideline)

SCORING SUMMARY

	1st	2nd	3rd	4th	Final
Texas	0	0	7	14	21
Arkansas	3	13	17	7	40

QTR. TEAM SCORING PLAY

1st	ARK	Little 24 yd field goal, 12:57 5:29
2nd	ARK	D. Johnson 5 yd run (Little kick), 7:66 2:48
	ARK	Little 24 yd field goal, 4:12 1:15
	ARK	Little 44 yd field goal, 7:53 3:02
3rd	TEX	B. Robinson 1 yd run (Dicker kick), 6:26 2:31
	ARK	T. Smith 1 yd run (Cam Little kick), 6:81 1:56
	ARK	Little 22 yd field goal, 10:38 4:05
	ARK	Sanders 26 yd run (Little kick), 1:32 0:10
4th	TEX	Thompson 5 yd run (Dicker kick), 10:75 3:17
	ARK	Green 30 yd run (Little kick), 8:75 5:06
	TEX	Thompson 2 yd run (Dicker kick), 14:75 6:01

TEAM STATISTICS

	TEXAS	ARKANSAS
FIRST DOWNS.....	15	21
RUSHES-YARDS (NET).....	41-138	47-333
PASSING YDS (NET).....	118	138
Passes Att-Comp-Int.....	23-13-0	19-14-1
TOTAL OFFENSE PLAYS-YARDS.....	64-256	66-471
Fumble Returns-Yards.....	0-0	1-6
Punt Returns-Yards.....	0-0	2-9
Kickoff Returns-Yards.....	2-38	1-19
Interception Returns-Yards.....	1-9	0-0
Punts (Number-Avg).....	6-39.3	2-40.0
Fumbles-Lost.....	2-1	1-0
Penalties-Yards.....	4-20	4-40
Possession Time.....	28:57	31:03
Third-Down Conversions.....	4 of 13	5 of 12
Fourth-Down Conversions.....	1 of 2	1 of 1
Red-Zone Scores-Chances.....	3-3	5-6
Sacks By: Number-Yards.....	0-0	3-13



LB HAYDEN HENRY fueled a fiery Arkansas defense that did not allow a play longer than 25 yards in the win. Henry made a career-best 15 tackles with 2.5 TFLs to earn Walter Camp Defensive Player of the Week honors.

TEXAS

RUSHING	Att.	Gain	Lost	Net	TD	Long	Avg.
Robinson,Bijan	19	77	8	69	1	20	3.6
Thompson,Casey	7	44	0	44	2	9	6.3
Card,Hudson	8	23	10	13	0	5	1.6
Robinson,Keilan	6	11	2	9	0	6	1.5
Johnson,Roschon	1	3	0	3	0	3	3.0
Totals...	41	158	20	138	3	20	3.4

PASSING	Comp.	Att.	Int	Yds	TDs	Long	Sack
Card,Hudson	8	15	0	61	0	25	3
Thompson,Casey	5	8	0	57	0	16	0
Totals...	13	23	0	118	0	25	3

RECEIVING	No.	Yds	TD	Long
Whittington,Jor	5	32	0	15
Worthy,Xavier	2	41	0	25
Dixon,Kelvontay	2	26	0	15
Johnson,Roschon	2	15	0	9
Robinson,Bijan	1	4	0	4
Davis,Juan	1	0	0	0
Totals...	13	118	0	25

PUNTING	No.	Yds	Avg.	Long	I20	50+	TB
Dicker,Cameron	5	236	47.2	54	2	2	0
TEAM	1	0	0.0	0	0	0	0
Totals...	6	236	39.3	54	2	2	0

FIELD GOALS	Made	Att.	Long	Kicks
-------------	------	------	------	-------

ARKANSAS

RUSHING	Att.	Gain	Lost	Net	TD	Long	Avg.
Trelon Smith	12	78	3	75	1	22	6.2
KJ Jefferson	10	75	2	73	0	34	7.3
AJ Green	7	68	1	67	1	30	9.6
Raheim Sanders	8	50	0	50	1	26	6.2
D. Johnson	6	45	1	44	1	19	7.3
Malik Hornsby	1	29	0	29	0	29	29.0
Josh Oglesby	1	2	0	2	0	2	2.0
TEAM	2	0	7	-7	0	0	-3.5
Totals...	47	347	14	333	4	34	7.1

PASSING	Comp.	Att.	Int	Yds	TDs	Long	Sack
KJ Jefferson	14	19	1	138	0	45	0

RECEIVING	No.	Yds	TD	Long
Treyton Burks	5	37	0	20
Warren Thompson	3	21	0	11
Blake Kern	2	8	0	7
Tyson Morris	1	45	0	45
Trelon Smith	1	10	0	10
AJ Green	1	9	0	9
De'Vion Warren	1	8	0	8
Totals...	14	138	0	45

PUNTING	No.	Yds	Avg.	Long	I20	50+	TB
Reid Bauer	2	80	40.0	47	0	0	0

FIELD GOALS	Made	Att.	Long	Kicks
Cam Little	4	4	44	24,24,44,22

GAME 3 ||| GEORGIA SOUTHERN

Georgia Southern (1-2).....10
#20/#24 Arkansas (3-0).....45

September 18, 2021 | Fayetteville, Ark.
Donald W. Reynolds Razorback Stadium | Time: 3 p.m. | Attendance: 66,311
TV: SECN > Dave Neal (PBP), Deuce McAllister (Analyst) & Andraya Carter (Sideline)

SCORING SUMMARY

	1st	2nd	3rd	4th	Final
Georgia Southern	0	0	7	14	21
Arkansas	3	13	17	7	40

QTR. TEAM SCORING PLAY

1st	ARK	T. Smith 13 yd run (Little kick), 4-73 1:12
	ARK	D. Johnson 11 yd run (Little kick), 15-94 6:30
2nd	ARK	T. Morris 14 yd pass from KJ Jefferson (Little kick), 7-99 1:56
	GS	Tomlin 76 yd run (Raynor,Alex kick), 3-75 1:20
	ARK	Little 25 yd field goal, 7-73 2:48
	GS	Raynor 32 yd field goal, 12-60 2:23
3rd	ARK	W. Thompson 60 yd pass from KJ Jefferson (Little kick), 4-80 1:27
	ARK	Burks 91 yd pass from KJ Jefferson (Little kick), 1-91 0:14
4th	ARK	Hornsby 6 yd run (Little kick), 12-66 5:37

TEAM STATISTICS

	GA. SOUTHERN	ARKANSAS
FIRST DOWNS	11	27
RUSHES-YARDS (NET)	35-152	48-269
PASSING YDS (NET)	81	364
Passes Att-Comp-Int.	28-13-0	25-14-0
TOTAL OFFENSE PLAYS-YARDS	63-233	73-633
Fumble Returns-Yards	0-0	0-0
Punt Returns-Yards	0-0	3-13
Kickoff Returns-Yards	0-0	2-36
Interception Returns-Yards	0-0	0-0
Punts (Number-Avg)	10-48.0	5-43.4
Fumbles-Lost	2-0	0-0
Penalties-Yards	8-50	9-93
Possession Time	26:54	33:06
Third-Down Conversions	5 of 18	7 of 15
Fourth-Down Conversions	1 of 2	1 of 1
Red-Zone Scores-Chances	1-1	5-5
Sacks By: Number-Yards	0-0	2-13



QB KJ JEFFERSON passed for a career-high 366 yards and three TDs in leading the Razorbacks to the eighth most total yards in school history with 633 in the team's third straight win to open the year.

GEORGIA SOUTHERN

RUSHING	Att.	Gain	Lost	Net	TD	Long	Avg.
Tomlin,Justin	10	94	29	65	1	76	6.5
Wright,Logan	9	37	0	37	0	8	4.1
Green,Gerald	8	22	2	20	0	19	2.5
Hood,Khaleb	4	20	0	20	0	9	5.0
White,Jalen	4	10	0	10	0	4	2.5
Totals...	35	183	31	152	1	76	4.3

PASSING	Comp.	Att.	Int	Yds	TDs	Long	Sack
Tomlin,Justin	11	23	0	65	0	14	2
Ransom,Cam	2	5	0	16	0	10	0
Totals...	13	28	0	81	0	14	2

RECEIVING	No.	Yds	TD	Long
Hood,Khaleb	6	42	0	14
Wright,Logan	2	15	0	9
Johnson,Beau	2	1	0	1
Carter Jr.,D.	1	10	0	10
White,Jalen	1	10	0	10
Jones,Amare	1	3	0	3
Totals...	13	81	0	14

PUNTING	No.	Yds	Avg.	Long	I20	50+	TB
Beck II,Anthony	10	480	48.0	59	4	4	1

FIELD GOALS	Made	Att.	Long	Kicks
Raynor,Alex	1	1	32	32

ARKANSAS

RUSHING	Att.	Gain	Lost	Net	TD	Long	Avg.
D. Johnson	5	72	0	72	1	48	14.4
Raheim Sanders	10	45	2	43	0	11	4.3
Trelon Smith	8	40	1	39	1	13	4.9
AJ Green	7	37	0	37	0	17	5.3
Malik Hornsby	5	32	10	22	1	13	4.4
Javion Hunt	4	19	0	19	0	11	4.8
KJ Jefferson	5	21	3	18	0	17	3.6
Josh Oglesby	3	17	0	17	0	9	5.7
Treyton Burks	1	2	0	2	0	2	2.0
Totals...	48	285	16	269	3	48	5.6

PASSING	Comp.	Att.	Int	Yds	TDs	Long	Sack
KJ Jefferson	13	23	0	366	3	91	0
Malik Hornsby	1	1	0	-2	0	0	0
Jones,John Step	0	1	0	0	0	0	0
Totals...	14	25	0	364	3	91	0

RECEIVING	No.	Yds	TD	Long
Treyton Burks	3	127	1	91
De'Vion Warren	3	67	0	44
Tyson Morris	2	61	1	47
AJ Green	2	20	0	18
J. Crawford	2	8	0	10
Warren Thompson	1	60	1	60
Blake Kern	1	21	0	21
Totals...	14	364	3	91

PUNTING	No.	Yds	Avg.	Long	I20	50+	TB
Reid Bauer	5	217	43.4	60	1	1	0

FIELD GOALS	Made	Att.	Long	Kicks
Cam Little	1	1	25	25

GAME 4 ||| vs. TEXAS A&M

#7/#5 Texas A&M (3-1, 0-1)10
 #16/#18 Arkansas (4-0, 1-0).....20

September 25, 2021 | Arlington, Texas
 AT&T Stadium | Time: 2:30 p.m. | Attendance: 57,992
 TV: CBS > Brad Nessler (PBP), Gary Danielson (Analyst) & Jamie Erdahl (Sideline)

SCORING SUMMARY

	1st	2nd	3rd	4th	Final
Texas A&M	0	3	7	0	10
Arkansas	10	7	0	3	20

QTR. TEAM SCORING PLAY

1st	ARK	Little 46 yd field goal, 8-57 3:17
	ARK	Burks 85 yd pass from KJ Jefferson (Little kick), 1-80 0:11
2nd	ARK	AJ Green 48 yd pass from KJ Jefferson (Little kick), 4-82 1:22
	TAMU	Small 49 yd field goal, 9-46 2:08
3rd	TAMU	Spiller 67 yd run (Small kick), 3-75 1:16
4th	ARK	Little 24 yd field goal, 9-42 3:21

TEAM STATISTICS

	TEXAS A&M	ARKANSAS
FIRST DOWNS	16	20
RUSHES-YARDS (NET)	23-121	49-197
PASSING YDS (NET)	151	246
Passes Att-Comp-Int.	36-20-1	19-9-0
TOTAL OFFENSE PLAYS-YARDS	59-272	68-443
Fumble Returns-Yards	0-0	0-0
Punt Returns-Yards	0-0	3-3
Kickoff Returns-Yards	1-32	0-0
Interception Returns-Yards	0-0	1-0
Punts (Number-Avg)	8-45.8	6-40.0
Fumbles-Lost	1-0	2-0
Penalties-Yards	11-75	10-65
Possession Time	29:10	30:50
Third-Down Conversions	4 of 14	3 of 13
Fourth-Down Conversions	0 of 1	0 of 1
Red-Zone Scores-Chances	0-0	1-2
Sacks By: Number-Yards	2-13	3-14



THE ARKANSAS OFFENSIVE LINE paved the way for 197 yards on the ground against Texas A&M's No. 1 ranked rush defense in the Hogs' first win against the Aggies since 2011.

TEXAS A&M

RUSHING	Att.	Gain	Lost	Net	TD	Long	Avg.
Spiller,Isaiah	12	103	8	95	1	67	7.9
Achane,Devon	5	24	0	24	0	8	4.8
Calzada,Zach	5	16	14	2	0	11	0.4
TEAM	1	0	0	0	0	0	0.0
Totals...	23	143	22	121	1	67	5.

PASSING	Comp.	Att.	Int	Yds	TDs	Long	Sack
Calzada,Zach	20	36	1	151	0	23	3

RECEIVING	No.	Yds	TD	Long
Achane,Devon	6	18	0	14
Spiller,Isaiah	5	26	0	19
Preston,Jalen	3	33	0	11
Smith,Ainias	2	35	0	23
Demas,Demond	2	13	0	8
Wydermyer,Jalen	1	18	0	18
Wright,Max	1	8	0	8
Totals...	20	151	0	23

PUNTING	No.	Yds	Avg.	Long	I20	50+	TB
Constantinou,N.	8	366	45.8	57	5	3	1

FIELD GOALS	Made	Att.	Long	Kicks
Small,Seth	1	1	49	49

ARKANSAS

RUSHING	Att.	Gain	Lost	Net	TD	Long	Avg.
Trelon Smith	17	88	6	82	0	19	4.8
KJ Jefferson	8	55	5	50	0	19	6.2
Raheim Sanders	6	27	0	27	0	12	4.5
D. Johnson	6	24	5	19	0	16	3.2
Treyton Burks	1	14	0	14	0	14	14.0
Malik Hornsby	6	25	13	12	0	16	2.0
AJ Green	3	3	5	-2	0	3	-0.7
TEAM	2	0	5	-5	0	0	-2.5
Totals...	49	236	39	197	0	19	4.0

PASSING	Comp.	Att.	Int	Yds	TDs	Long	Sack
KJ Jefferson	7	15	0	212	2	85	1
Malik Hornsby	1	3	0	7	0	7	1
Warren Thompson	1	1	0	27	0	27	0
Totals...	9	19	0	246	2	85	2

RECEIVING	No.	Yds	TD	Long
Treyton Burks	6	167	1	85
AJ Green	1	48	1	48
Tyson Morris	1	21	0	21
Warren Thompson	1	10	0	10
Totals...	9	246	2	85

PUNTING	No.	Yds	Avg.	Long	I20	50+	TB
Reid Bauer	6	240	40.0	45	2	0	0

FIELD GOALS	Made	Att.	Long	Kicks
Cam Little	2	2	46	46,24

GAME 5 ||| at GEORGIA

#8/#11 Arkansas (4-1, 1-1)..... 0
 #2/#2 Georgia (5-0, 3-0)..... 37

October 2, 2021 | Athens, Ga.
 Sanford Stadium | Time: 11:00 a.m. | Attendance: 92,746
 TV: ESPN > Chris Fowler (PBP), Kirk Herbstreit (Analyst) & Holly Rowe (Sideline)

SCORING SUMMARY


	1st	2nd	3rd	4th	Final
Arkansas	0	0	0	0	0
Georgia	21	3	3	10	37

QTR. TEAM SCORING PLAY

1st	UGA	Z. White 3 yd run (Podlesny kick), 9-75 4:14
	UGA	K. Milton 1 yd run (Podlesny kick), 9-56 4:46
	UGA	Z. White 0 yd blocked punt return (Podlesny kick)
2nd	UGA	Podlesny 46 yd field goal, 9-51 4:39
3rd	UGA	Podlesny 30 yd field goal, 10-33 4:27
4th	UGA	Z. White 15 yd run (Podlesny kick), 11-93 5:50
	UGA	Podlesny 37 yd field goal, 10-42 6:40

TEAM STATISTICS

	ARKANSAS	GEORGIA
FIRST DOWNS.....	9	22
RUSHES-YARDS (NET).....	29-75	56-273
PASSING YDS (NET).....	87	72
Passes Att-Comp-Int.....	16-10-0	11-7-0
TOTAL OFFENSE PLAYS-YARDS.....	45-162	67-345
Fumble Returns-Yards.....	0-0	0-0
Punt Returns-Yards.....	1-10	4-8
Kickoff Returns-Yards.....	2-15	0-0
Interception Returns-Yards.....	0-0	0-0
Punts (Number-Avg).....	8-37.0	2-43.5
Fumbles-Lost.....	3-0	0-0
Penalties-Yards.....	13-101	6-40
Possession Time.....	23:28	36:32
Third-Down Conversions.....	3 of 12	4 of 12
Fourth-Down Conversions.....	0 of 0	2 of 2
Red-Zone Scores-Chances.....	0-1	5-5
Sacks By: Number-Yards.....	0-0	4-25



LB GRANT MORGAN led the Razorbacks with 12 tackles, including one TFL, in the loss at No. 2 Georgia.

ARKANSAS

RUSHING	Att.	Gain	Lost	Net	TD	Long	Avg.
AJ Green	6	28	0	28	0	10	4.7
Raheim Sanders	6	21	0	21	0	10	3.5
Malik Hornsby	4	17	6	11	0	11	2.8
D. Johnson	2	6	0	6	0	4	3.0
KJ Jefferson	8	27	22	5	0	14	0.6
Trelon Smith	3	4	0	4	0	2	1.3
Totals...	29	103	28	75	0	14	2.6

PASSING	Comp.	Att.	Int	Yds	TDs	Long	Sack
KJ Jefferson	8	13	0	65	0	22	3
Malik Hornsby	2	3	0	22	0	19	1
Totals...	10	16	0	87	0	22	4

RECEIVING	No.	Yds	TD	Long
Treyton Burks	3	10	0	5
Warren Thompson	2	12	0	6
Raheim Sanders	1	22	0	22
J.D. White	1	19	0	19
Blake Kern	1	18	0	18
Tyson Morris	1	9	0	9
AJ Green	1	-3	0	0
Totals...	10	87	0	22

PUNTING	No.	Yds	Avg.	Long	I20	50+	TB
Reid Bauer	7	296	42.3	53	3	1	0
TEAM	1	0	0.0	0	0	0	0
Totals...	8	296	37.0	53	3	1	0

FIELD GOALS	Made	Att.	Long	Kicks
Cam Little	0	1		37x

GEORGIA

RUSHING	Att.	Gain	Lost	Net	TD	Long	Avg.
Cook, James	12	87	0	87	0	24	7.2
White, Zamir	16	68	0	68	2	15	4.2
McIntosh, Kenny	10	60	3	57	0	15	5.7
Milton, Kendall	12	49	1	48	1	11	4.0
Bennett, Stetson	3	16	0	16	0	9	5.3
Edwards, Daijun	3	0	3	-3	0	0	-1.0
Totals...	56	280	7	273	3	24	4.9

PASSING	Comp.	Att.	Int	Yds	TDs	Long	Sack
Bennett, Stetson	7	11	0	72	0	27	0

RECEIVING	No.	Yds	TD	Long
McConkey, Ladd	3	27	0	16
McIntosh, Kenny	1	27	0	27
Jackson, Kearis	1	7	0	7
Meeks, Jackson	1	6	0	6
Burton, Jermaine	1	5	0	5
Totals...	7	72	0	27

PUNTING	No.	Yds	Avg.	Long	I20	50+	TB
Camarda, Jake	2	87	43.5	47	0	0	0

FIELD GOALS	Made	Att.	Long	Kicks
Podlesny, Jack	3	3	46	46, 30, 37

GAME 6 ||| at OLE MISS

#13/#16 Arkansas (4-2, 1-2).....51
 #17/#17 Ole Miss (4-1, 1-1) 52

October 9, 2021 | Oxford, Miss.

Vaught-Hemmingway Stadium | Time: 11:00 a.m. | Attendance: 60,256

TV: ESPN > Joe Tessitore (PBP), Greg McElroy (Analyst) & Katie George (Sideline)

SCORING SUMMARY

	1st	2nd	3rd	4th	Final
Arkansas	7	7	17	20	51
Ole Miss	0	21	10	21	52

QTR.	TEAM	SCORING PLAY
1st	ARK	KJ Jefferson 5 yd run (Little kick), 15-82 6:55
2nd	MISS	Corral 5 yd run (Costa kick failed), 17-75 5:42
	ARK	Smith 14 yd run (Little kick), 9-75 3:03
	MISS	Drummond 67 yd pass from Corral (Corral rush), 2-83 0:33
	MISS	Corral 7 yd run (Costa kick), 9-68 2:39
3rd	MISS	Costa 50 yd field goal, 8-42 3:22
	ARK	Knox 3 yd pass from KJ Jefferson (Little kick), 9-75 4:00
	ARK	Little 31 yd field goal, 5-20 1:53
	MISS	Conner 51 yd run (Costa kick), 3-79 0:44
	ARK	KJ Jefferson 6 yd run (Little kick), 4-75 1:52
4th	MISS	Conner 34 yd run (Costa kick), 10-75 3:29
	ARK	Burks 20 yd pass from KJ Jefferson (Little kick), 4-86 1:52
	MISS	Conner 1 yd run (Costa kick), 7-75 2:11
	ARK	KJ Jefferson 10 yd run (Little kick), 8-65 2:37
	MISS	Sanders 68 yd pass from Corral (Costa kick), 2-75 0:15
	ARK	Thompson 9 yd pass from KJ Jefferson (Burks pass failed), 9-75 1:07

TEAM STATISTICS

	ARKANSAS	OLE MISS
FIRST DOWNS.....	38	22
RUSHES-YARDS (NET).....	58-350	49-324
PASSING YDS (NET).....	326	287
Passes Att-Comp-Int.....	35-25-1	21-14-0
TOTAL OFFENSE PLAYS-YARDS.....	93-676	70-611
Fumble Returns-Yards.....	0-0	0-0
Punt Returns-Yards.....	1-4	1-30
Kickoff Returns-Yards.....	3-60	2-32
Interception Returns-Yards.....	0-0	1-0
Punts (Number-Avg).....	2-45.0	3-44.0
Fumbles-Lost.....	3-1	0-0
Penalties-Yards.....	4-25	8-75
Possession Time.....	35:35	24:25
Third-Down Conversions.....	7 of 13	5 of 14
Fourth-Down Conversions.....	2 of 2	4 of 5
Red-Zone Scores-Chances.....	8-8	3-3
Sacks By: Number-Yards.....	0-0	1-7



QB KJ JEFFERSON was the best QB on the field in Oxford passing for 326 yards and three TDs while adding three more TDs on the ground with 85 yards rushing to account for six scores and 411 total yards.

ARKANSAS

RUSHING	Att.	Gain	Lost	Net	TD	Long	Avg.
Raheim Sanders	17	139	0	139	0	42	8.2
Trelon Smith	11	86	1	85	1	19	7.7
KJ Jefferson	20	95	10	85	3	11	4.2
D. Johnson	4	19	0	19	0	9	4.8
AJ Green	3	16	0	16	0	11	5.3
De'Vion Warren	1	11	0	11	0	11	11.0
Treyton Burks	1	1	0	1	0	1	1.0
Malik Hornsby	1	0	6	-6	0	0	-6.0
Totals...	58	367	17	350	4	42	6.0

PASSING	Comp.	Att.	Int	Yds	TDs	Long	Sack
KJ Jefferson	25	35	1	326	3	46	1

RECEIVING	No.	Yds	TD	Long
Treyton Burks	7	136	1	37
Trey Knox	5	37	1	15
Warren Thompson	4	76	1	46
Raheim Sanders	3	26	0	16
Tyson Morris	3	26	0	15
De'Vion Warren	1	12	0	12
D. Johnson	1	11	0	11
Trelon Smith	1	2	0	2
Totals...	25	326	3	46

PUNTING	No.	Yds	Avg.	Long	I20	50+	TB
Reid Bauer	2	90	45.0	53	0	1	0

FIELD GOALS	Made	Att.	Long	Kicks
Cam Little	1	2	31	50x,31

OLE MISS

RUSHING	Att.	Gain	Lost	Net	TD	Long	Avg.
Parrish Jr.,Hen	18	113	2	111	0	33	6.2
Conner,Snoop	12	112	2	110	3	51	9.2
Corral,Matt	15	96	2	94	2	13	6.3
Pearson,Jahcour	2	7	0	7	0	6	3.5
Plumlee,John Rh	1	4	0	4	0	4	4.0
Bullock,Kentrel	1	0	2	-2	0	0	-2.0
Totals...	49	332	8	324	5	51	6.6

PASSING	Comp.	Att.	Int	Yds	TDs	Long	Sack
Corral,Matt	14	21	0	287	2	68	0

RECEIVING	No.	Yds	TD	Long
Sanders,Braylon	2	127	1	68
Drummond,Dontar	2	78	1	67
Plumlee,John Rh	2	32	0	26
Rogers,Chase	2	22	0	14
Pearson,Jahcour	2	12	0	8
Jackson,Dannis	1	10	0	10
Parrish Jr.,Hen	1	3	0	3
Bullock,Kentrel	1	2	0	2
Conner,Snoop	1	1	0	1
Totals...	14	287	2	68

PUNTING	No.	Yds	Avg.	Long	I20	50+	TB
Brown,Mac	3	132	44.0	50	1	1	0

FIELD GOALS	Made	Att.	Long	Kicks
Costa,Caden	1	1	50	50

GAME 7 ||| AUBURN

Auburn (5-2, 2-1) 38
 #17/#17 Arkansas (4-3, 1-3)..... 23

October 16, 2021 | Fayetteville, Ark.
 Donald W. Reynolds Razorback Stadium | Time: 11:00 a.m. | Attendance: 73,370
 TV: CBS > Noah Eagle (PBP), Aaron Murray/Rick Neuheisel (Analyst) & Jenny Dell (Sideline)

SCORING SUMMARY

	1st	2nd	3rd	4th	Final
Auburn	7	7	1	10	38
Arkansas	3	7	13	0	23

QTR. TEAM SCORING PLAY

1st	AU	Johnson 39 yd pass from Nix (Carlson kick), 6-75 2:44
	ARK	Little 44 yd field goal, 11-49 4:39
2nd	AU	Bigsby 1 yd run (Carlson kick), 9-65 4:18
	ARK	Burks 11 yd pass from KJ Jefferson (Little kick), 12-84 2:35
3rd	ARK	Burks 30 yd pass from KJ Jefferson (Little kick), 6-75 2:30
	AU	Harris 0 yd fumble recovery (Carlson kick)
	AU	Robertson 71 yd pass from Nix (Carlson kick), 1-71 0:11
	ARK	D. Johnson 10 yd run (Burks pass failed), 13-75 4:16
4th	AU	Carlson 29 yd field goal, 9-63 0:00
	AU	Nix 23 yd run (Carlson kick), 12-75 6:11

TEAM STATISTICS

	AUBURN	ARKANSAS
FIRST DOWNS	20	29
RUSHES-YARDS (NET)	35-135	54-232
PASSING YDS (NET)	292	228
Passes Att-Comp-Int.	26-21-1	35-21-0
TOTAL OFFENSE PLAYS-YARDS	61-427	89-460
Fumble Returns-Yards	0-0	0-0
Punt Returns-Yards	1-8	1-4
Kickoff Returns-Yards	0-0	1-31
Interception Returns-Yards	0-0	1-3
Punts (Number-Avg)	4-47.8	3-37.7
Fumbles-Lost	0-0	1-1
Penalties-Yards	6-49	4-41
Possession Time	30:03	29:57
Third-Down Conversions	4 of 10	10 of 19
Fourth-Down Conversions	0 of 0	0 of 3
Red-Zone Scores-Chances	2-2	2-3
Sacks By: Number-Yards	3-19	0-0



WR TREYLON BURKS caught a season-best nine passes for 109 yards and two touchdowns to match a career-best for TDs in a single game. His 100+ yards gave him two straight and four of his last five games.

AUBURN

RUSHING	Att.	Gain	Lost	Net	TD	Long	Avg.
Bigsby,Tank	18	69	1	68	1	17	3.8
Nix,Bo	5	44	2	42	1	23	8.4
Hunter,Jarquez	10	28	1	27	0	8	2.7
TEAM	2	0	2	-2	0	0	-1.0
Totals...	35	141	6	135	2	23	3.9

PASSING	Comp.	Att.	Int	Yds	TDs	Long	Sack
Nix,Bo	21	26	1	292	2	71	0

RECEIVING	No.	Yds	TD	Long
Jackson,Shedric	5	61	0	21
Deal,Luke	4	19	0	6
Hudson,Kobe	3	29	0	11
Robertson,Demet	2	81	1	71
King,Landen	2	23	0	19
Johnson,Ja'Varr	1	39	1	39
Shenker,John Sa	1	12	0	12
Fromm,Tyler	1	11	0	11
Bigsby,Tank	1	10	0	10
Johnson Jr.,Mal	1	7	0	7
Totals...	21	292	2	71

PUNTING	No.	Yds	Avg.	Long	I20	50+	TB
Chapman,Oscar	4	191	47.8	57	1	2	1

FIELD GOALS	Made	Att.	Long	Kicks
Carson,Anders	1	1	29	29

ARKANSAS

RUSHING	Att.	Gain	Lost	Net	TD	Long	Avg.
KJ Jefferson	18	85	19	66	0	20	3.7
Raheim Sanders	16	65	1	64	0	14	4.0
Trelon Smith	10	51	3	48	0	10	4.8
D. Johnson	6	42	0	42	1	17	7.0
AJ Green	4	13	1	12	0	7	3.0
Totals...	54	256	24	232	1	20	4.3

PASSING	Comp.	Att.	Int	Yds	TDs	Long	Sack
KJ Jefferson	21	35	0	228	2	30	3

RECEIVING	No.	Yds	TD	Long
Treylon Burks	9	109	2	30
Tyson Morris	3	32	0	19
Warren Thompson	2	27	0	16
Hudson Henry	2	22	0	19
D. Johnson	2	16	0	9
Blake Kern	1	16	0	16
Raheim Sanders	1	7	0	7
K. Jackson Jr.	1	-1	0	0
Totals...	21	228	2	30

PUNTING	No.	Yds	Avg.	Long	I20	50+	TB
Reid Bauer	3	113	37.7	43	1	0	0

FIELD GOALS	Made	Att.	Long	Kicks
Cam Little	1	2	44	53x,44

GAME 8 ||| UAPB

UAPB (1-6, 0-4)3
Arkansas (5-3, 1-3).....45

October 23, 2021 | Little Rock, Ark.
War Memorial Stadium | Time: 11:00 a.m. | Attendance: 42,576
TV: SECN > Dave Neal (PBP), Deuce McAllister (Analyst) & Andraya Carter (Sideline)

SCORING SUMMARY

	1st	2nd	3rd	4th	Final
UAPB	0	0	0	3	3
Arkansas	17	28	0	0	45

QTR. TEAM SCORING PLAY

1st	ARK	Kern 18 yd pass from KJ Jefferson (Little kick), 6-65 1:22
	ARK	Burks 49 yd run (Little kick), 1-49 0:09
	ARK	Little 31 yd field goal, 12-71 3:21
2nd	ARK	Burks 18 yd pass from KJ Jefferson (Little kick), 7-95 1:44
	ARK	Parodi 80 yd punt return (Little kick)
	ARK	K. Jackson Jr. 29 yd pass from KJ Jefferson (Little kick), 3-68 0:47
	ARK	Treyton Burks 39 yd pass from KJ Jefferson (Little kick), 4-45 0:46
4th	UAPB	Piwniczka 32 yd field goal, 9-61 5:19

TEAM STATISTICS

	UAPB	ARKANSAS
FIRST DOWNS	12	26
RUSHES-YARDS (NET)	37-111	41-291
PASSING YDS (NET)	112	213
Passes Att-Comp-Int.	21-8-2	22-11-0
TOTAL OFFENSE PLAYS-YARDS	58-223	63-504
Fumble Returns-Yards	0-0	0-0
Punt Returns-Yards	0-0	5-141
Kickoff Returns-Yards	0-0	0-3
Interception Returns-Yards	0-0	2-14
Punts (Number-Avg)	8-41.0	3-47.3
Fumbles-Lost	0-0	4-2
Penalties-Yards	4-30	9-76
Possession Time	36:18	23:42
Third-Down Conversions	1 of 13	2 of 9
Fourth-Down Conversions	0 of 1	1 of 2
Red-Zone Scores-Chances	1-3	3-3
Sacks By: Number-Yards	1-11	3-20



WR TREYLON BURKS scored three touchdowns in the first half in the win over UAPB in Little Rock, hauling in two TD passes and scoring the first rushing TD of his career on a 49-yard run in the 1st quarter.

UAPB

RUSHING	Att.	Gain	Lost	Net	TD	Long	Avg.
Crossley,Kierre	13	51	12	39	0	28	3.0
Perry,Skyler	11	42	15	27	0	12	2.5
Hill,Dalyn	2	20	0	20	0	15	10.0
Vaughn,Xzavier	4	19	7	12	0	15	3.0
Britten,Kayvon	5	9	0	9	0	4	1.8
Allen,Omar	2	5	1	4	0	5	2.0
Totals...	37	146	35	111	0	28	3.0

PASSING	Comp.	Att.	Int	Yds	TDs	Long	Sack
Perry,Skyler	7	17	1	107	0	42	2
Vaughn,Xzavier	1	4	1	5	0	5	1
Totals...	8	21	2	112	0	42	3

RECEIVING	No.	Yds	TD	Long
Dawkins,Daemon	2	49	0	42
Harrell,Trey	2	11	0	6
Crossley,Kierre	2	7	0	6
Hill,Dalyn	1	32	0	32
Wilkes,Josh	1	13	0	13
Totals...	8	112	0	42

PUNTING	No.	Yds	Avg.	Long	I20	50+	TB
Sanchez,Josh	8	328	41.0	47	2	0	0

FIELD GOALS	Made	Att.	Long	Kicks
Piwniczka,Zach	1	2	32	37x,32

ARKANSAS

RUSHING	Att.	Gain	Lost	Net	TD	Long	Avg.
D. Johnson	6	91	0	91	0	34	15.2
Treyton Burks	2	56	0	56	1	49	28.0
Raheim Sanders	9	46	0	46	0	9	5.1
AJ Green	9	44	8	36	0	29	4.0
KJ Jefferson	3	33	0	33	0	11	11.0
Trelon Smith	7	27	3	24	0	8	3.4
De'Vion Warren	1	5	0	5	0	5	5.0
Malik Hornsby	3	18	17	1	0	15	0.3
T.J. Hammonds	1	0	1	-1	0	0	-1.0
Totals...	41	320	29	291	1	49	7.1

PASSING	Comp.	Att.	Int	Yds	TDs	Long	Sack
KJ Jefferson	10	17	0	194	4	39	0
Malik Hornsby	1	5	0	19	0	19	1
Totals...	11	22	0	213	4	39	1

RECEIVING	No.	Yds	TD	Long
Treyton Burks	4	89	2	39
De'Vion Warren	3	51	0	26
Blake Kern	2	25	1	18
K. Jackson Jr.	1	29	1	29
J. Crawford	1	19	0	19
Totals...	11	213	4	39

PUNTING	No.	Yds	Avg.	Long	I20	50+	TB
Reid Bauer	3	142	47.3	56	0	1	1

FIELD GOALS	Made	Att.	Long	Kicks
Cam Little	1	1	31	31

GAME 9 || MISSISSIPPI STATE

RV/RV/#17 Mississippi State (5-4, 3-3)..... 28
Arkansas (6-3, 2-3)..... 31

November 6, 2021 | Fayetteville, Ark.
Donald W. Reynolds Razorback Stadium | Time: 3 p.m. | Attendance: 68,818
TV: SECN > Tom Hart (PBP), Jordan Rodgers (Analyst) & Cole Cubelic (Sideline)

SCORING SUMMARY

	1st	2nd	3rd	4th	Final
Mississippi State	0	7	7	14	28
Arkansas	10	3	3	15	31

QTR. TEAM SCORING PLAY

1st	ARK	Little 46 yd field goal, 9-40 3:31
	ARK	D. Johnson 1 yd run (Little kick), 7-52 2:58
2nd	ARK	Little 48 yd field goal, 9-50 3:48
	MSU	Walley 3 yd pass from Rogers (Ruiz kick), 11-74 3:08
3rd	MSU	Thomas 6 yd pass from Rogers (Ruiz kick), 13-66 6:36
	ARK	Little 51 yd field goal, 10-42 3:37
4th	ARK	Burks 14 yd pass from KJ Jefferson (Little kick), 9-72 3:00
	MSU	Thomas 37 yd pass from Rogers (Mccord kick), 7-75 2:29
	MSU	Marks 15 yd pass from Rogers (Mccord kick), 9-76 5:05
	ARK	D. Johnson 4 yd run (D. Johnson rush), 10-75 2:01

TEAM STATISTICS

	MISSISSIPPI STATE	ARKANSAS
FIRST DOWNS.....	28	24
RUSHES-YARDS (NET).....	26-69	45-202
PASSING YDS (NET).....	417	191
Passes Att-Comp-Int.....	48-36-1	25-19-0
TOTAL OFFENSE PLAYS-YARDS.....	74-486	70-393
Fumble Returns-Yards.....	0-0	0-0
Punt Returns-Yards.....	1-2	1-8
Kickoff Returns-Yards.....	3-73	1-0
Interception Returns-Yards.....	0-0	1-0
Punts (Number-Avg).....	2-44.0	2-50.5
Fumbles-Lost.....	0-0	0-0
Penalties-Yards.....	10-77	11-84
Possession Time.....	32:14	27:46
Third-Down Conversions.....	6 of 12	6 of 13
Fourth-Down Conversions.....	2 of 2	0 of 0
Red-Zone Scores-Chances.....	3-4	3-3
Sacks By: Number-Yards.....	3-13	3-9



RB DOMINIQUE JOHNSON went over 100 yards rushing for the first time in his career and scored the winning touchdown on the Razorbacks' final drive.

MISSISSIPPI STATE

RUSHING	Att.	Gain	Lost	Net	TD	Long	Avg.
Marks,Jo'quavio	11	40	0	40	0	9	3.6
Johnson,Dillon	8	31	0	31	0	9	3.9
Rogers,Will	7	7	9	-2	0	2	-0.3
Totals...	26	78	9	69	0	9	2.7

PASSING	Comp.	Att.	Int	Yds	TDs	Long	Sack
Rogers,Will	36	48	1	417	4	42	3

RECEIVING	No.	Yds	TD	Long
Polk,Makai	8	117	0	42
Marks,Jo'quavio	6	46	1	15
Johnson,Dillon	5	12	0	5
Williams,Austin	4	72	0	28
Thomas,Rara	4	63	2	37
Jernighan,J.J.	4	28	0	15
Ford,Christian	3	65	0	29
Calvin,Jamire	1	11	0	11
Walley,Jaden	1	3	1	3
Totals...	36	417	4	42

PUNTING	No.	Yds	Avg.	Long	I20	50+	TB
Trafford,Archer	2	88	44.0	44	0	0	0

FIELD GOALS	Made	Att.	Long	Kicks
Ruiz,Brandon	0	2	-	23x,46x
McCord,Nolan	0	1	-	40x

ARKANSAS

RUSHING	Att.	Gain	Lost	Net	TD	Long	Avg.
D. Johnson	17	108	1	107	2	24	6.3
Treyton Burks	3	43	4	39	0	26	13.0
Raheim Sanders	8	26	0	26	0	11	3.2
Trelon Smith	5	17	0	17	0	6	3.4
KJ Jefferson	11	28	14	14	0	8	1.3
TEAM	1	0	1	-1	0	0	-1.0
Totals...	45	222	20	202	2	26	4.5

PASSING	Comp.	Att.	Int	Yds	TDs	Long	Sack
KJ Jefferson	19	23	0	191	1	25	3
Treyton Burks	0	1	0	0	0	0	0
De'Vion Warren	0	1	0	0	0	0	0
Totals...	19	25	0	191	1	25	3

RECEIVING	No.	Yds	TD	Long
Treyton Burks	5	63	1	25
Knox,Trey	4	26	0	13
Raheim Sanders	3	41	0	24
Tyson Morris	3	38	0	19
Warren Thompson	2	12	0	7
D. Johnson	1	7	0	7
Hudson Henry	1	4	0	4
Totals...	19	191	1	25

PUNTING	No.	Yds	Avg.	Long	I20	50+	TB
Reid Bauer	2	101	50.5	56	0	1	1

FIELD GOALS	Made	Att.	Long	Kicks
Cam Little	3	4	51	46,48,51,42x

GAME 10 ||| at LSU

RV/RV/#25 Arkansas (7-3, 3-3)16
 LSU (4-6, 2-5).....13

November 13, 2021 | Baton Rouge, La.
 Tiger Stadium | Time: 6:30 p.m. | Attendance: 98,772
 TV: SECN > Tom Hart (PBP), Cole Cubelic (Analyst) & Tera Talmadge (Sideline)

SCORING SUMMARY

	1st	2nd	3rd	4th	OT	Final
Arkansas	3	0	10	0	3	16
LSU	3	7	0	3	0	13

QTR. TEAM SCORING PLAY

1st	ARK	Little 48 yd field goal, 5-23 1:36
	LSU	York 34 yd field goal, 9-28 3:04
2nd	LSU	Bech 29 yd pass from Nussmeier (York kick), 3-40 0:20
3rd	ARK	D. Johnson 43 yd pass from KJ Jefferson (Little kick), 5-63 2:22
	ARK	Little 27 yd field goal, 9-53 4:07
4th	LSU	York 45 yd field goal, 12-39 4:44
OT	ARK	Little 37 yd field goal, 4-6 15:00

TEAM STATISTICS

	ARKANSAS	LSU
FIRST DOWNS.....	13	20
RUSHES-YARDS (NET).....	40-141	42-108
PASSING YDS (NET).....	142	200
Passes Att-Comp-Int.....	26-18-0	37-21-2
TOTAL OFFENSE PLAYS-YARDS.....	66-283	79-308
Fumble Returns-Yards.....	0-0	0-0
Punt Returns-Yards.....	2-26	4-48
Kickoff Returns-Yards.....	2-44	0-0
Interception Returns-Yards.....	2-0	0-0
Punts (Number-Avg).....	8-42.9	6-44.5
Fumbles-Lost.....	2-0	3-1
Penalties-Yards.....	9-63	5-33
Possession Time.....	41:18	33:42
Third-Down Conversions.....	3 of 16	6 of 18
Fourth-Down Conversions.....	1 of 2	2 of 3
Red-Zone Scores-Chances.....	2-2	1-3
Sacks By: Number-Yards.....	3-17	3-21



K CAM LITTLE'S third field goal of the night was the game-winner in overtime to beat LSU for the first time since 2015 and bring The Boot back to Arkansas.

ARKANSAS

RUSHING	Att.	Gain	Lost	Net	TD	Long	Avg.
KJ Jefferson	15	63	22	41	0	15	2.7
D. Johnson	15	41	1	40	0	13	2.7
Trelon Smith	6	39	2	37	0	28	6.2
Reid Bauer	1	23	0	23	0	23	23.0
Treyton Burks	1	5	0	5	0	5	5.0
TEAM	2	0	5	-5	0	0	-2.5
Totals...	40	171	30	141	0	28	3.5

PASSING	Comp.	Att.	Int	Yds	TDs	Long	Sack
KJ Jefferson	18	25	0	142	1	43	3
Treyton Burks	0	1	0	0	0	0	0
Totals...	18	26	0	142	1	43	3

RECEIVING	No.	Yds	TD	Long
Treyton Burks	4	16	0	11
Tyson Morris	3	31	0	15
Knox,Trey	3	10	0	5
D. Johnson	2	40	1	43
Blake Kern	2	20	0	18
Warren Thompson	1	23	0	23
De'Vion Warren	1	4	0	4
Hudson Henry	1	1	0	1
Raheim Sanders	1	-3	0	0
Totals...	18	142	1	43

PUNTING	No.	Yds	Avg.	Long	I20	50+	TB
Sam Loy	1	37	37.0	37	0	0	0
Reid Bauer	7	306	43.7	57	2	3	1
Totals...	8	343	42.9	57	2	3	1

FIELD GOALS	Made	Att.	Long	Kicks
Cam Little	3	3	48	48,27,37

LSU

RUSHING	Att.	Gain	Lost	Net	TD	Long	Avg.
Davis-Price,Tyr	28	119	13	106	0	13	3.8
Kiner,Corey	5	12	0	12	0	3	2.4
Williams,Josh	2	6	0	6	0	5	3.0
Johnson,Max	2	3	2	1	0	3	0.5
Goodwin,Armoni	2	3	2	1	0	3	0.5
Palmer,Trey	1	0	3	-3	0	0	-3.0
Nussmeier,Garre	2	0	15	-15	0	0	-7.5
Totals...	42	143	35	108	0	13	2.6

PASSING	Comp.	Att.	Int	Yds	TDs	Long	Sack
Nussmeier,Garre	18	31	2	179	1	29	2
Johnson,Max	3	6	0	21	0	11	1
Totals...	21	37	2	200	1	29	3

RECEIVING	No.	Yds	TD	Long
Palmer,Trey	6	45	0	11
Bech,Jack	4	66	1	29
Davis-Price,Tyr	3	4	0	4
Nabers,Malik	2	34	0	24
Mashburn,Jack	1	18	0	18
Lee,Devonta	1	12	0	12
Jenkins,Jaray	1	10	0	10
Thomas Jr.,Bria	1	6	0	6
Taylor,Kole	1	5	0	5
Williams,Josh	1	0	0	0
Totals...	21	200	1	29

PUNTING	No.	Yds	Avg.	Long	I20	50+	TB
Atkins,Avery	6	267	44.5	52	1	1	1

FIELD GOALS	Made	Att.	Long	Kicks
York,Cade	2	3	45	34,55x,45

GAME 11 ||| at ALABAMA

#21/#22/#21 Arkansas (7-4, 3-4) 35
 #2/#2/#2 Alabama (10-1, 6-1) 42

November 20, 2021 | Tuscaloosa, Ala.
 Bryant-Denny Stadium | Time: 2:30 p.m. | Attendance: 98,323
 TV: CBS > Brad Nessler (PBP), Gary Danielson (Analyst) & Jamie Ehrdahl (Sideline)

SCORING SUMMARY

	1st	2nd	3rd	4th	Final
Arkansas	0	14	7	14	35
Alabama	3	21	10	8	42

QTR. TEAM SCORING PLAY

1st	ALA	Reichard 48 yd field goal, 4-2 0:46
2nd	ALA	Metchie 20 yd pass from Young (Reichard kick), 9-98 3:36
	ARK	Burks 15 yd pass from KJ Jefferson (Little kick), 13-96 5:05
	ALA	Williams 79 yd pass from Young (Reichard kick), 2-75 0:45
	ARK	D. Johnson 1 yd run (Little kick), 7-75 1:41
	ALA	Williams 32 yd pass from Young (Reichard kick), 6-75 1:56
3rd	ALA	Leary 11 yd pass from Young (Reichard kick), 9-75 3:29
	ARK	Burks 66 yd pass from KJ Jefferson (Little kick), 3-75 1:22
	ALA	Reichard 30 yd field goal, 9-63 3:06
4th	ARK	Kern 32 yd pass from Bauer (Little kick), 10-75 4:45
	ALA	Williams 40 yd pass from Young (Young rush), 4-55 1:51
	ARK	Sanders 17 yd pass from KJ Jefferson (Little kick), 12-75 4:37

TEAM STATISTICS

	ARKANSAS	ALABAMA
FIRST DOWNS	21	29
RUSHES-YARDS (NET)	42-110	36-112
PASSING YDS (NET)	358	559
Passes Att-Comp-Int	31-23-0	40-31-0
TOTAL OFFENSE PLAYS-YARDS	73-468	76-671
Fumble Returns-Yards	0-0	0-0
Punt Returns-Yards	0-0	1-2
Kickoff Returns-Yards	0-0	0-0
Interception Returns-Yards	0-0	0-0
Punts (Number-Avg)	6-44.5	1-32.0
Fumbles-Lost	2-1	2-1
Penalties-Yards	5-20	5-45
Possession Time	29:30	30:30
Third-Down Conversions	7 of 16	6 of 11
Fourth-Down Conversions	3 of 3	0 of 1
Red-Zone Scores-Chances	3-3	3-4
Sacks By: Number-Yards	4-33	3-23



WR TREYLON BURKS matched the single-season school record with his fifth 100-yard game of the season with a season-best 179 yards at Alabama.

ARKANSAS

RUSHING	Att.	Gain	Lost	Net	TD	Long	Avg.
Trelon Smith	9	42	0	42	0	13	4.7
D. Johnson	9	26	3	23	1	12	2.6
KJ Jefferson	13	46	24	22	0	15	1.7
Raheim Sanders	6	23	5	18	0	14	3.0
AJ Green	2	8	0	8	0	6	4.0
TEAM	1	1	0	1	0	0	1.0
Treyton Burks	2	4	8	-4	0	4	-2.0
Totals...	42	150	40	110	1	15	2.6

PASSING	Comp.	Att.	Int	Yds	TDs	Long	Sack
KJ Jefferson	22	30	0	326	3	66	3
Reid Bauer	1	1	0	32	1	32	0
Totals...	23	31	0	358	4	66	3

RECEIVING	No.	Yds	TD	Long
Treyton Burks	8	179	2	66
Knox,Trey	4	47	0	16
Blake Kern	3	47	1	32
Warren Thompson	2	51	0	40
Raheim Sanders	2	16	1	17
AJ Green	2	10	0	8
Trelon Smith	1	8	0	8
Tyson Morris	1	0	0	0
Totals...	23	358	4	66

PUNTING	No.	Yds	Avg.	Long	I20	50+	TB
Reid Bauer	6	267	44.5	50	2	2	0

FIELD GOALS	Made	Att.	Long	Kicks
-------------	------	------	------	-------

ALABAMA

RUSHING	Att.	Gain	Lost	Net	TD	Long	Avg.
Robinson Jr.,Br	27	126	4	122	0	15	4.5
Sanders,Trey	1	3	0	3	0	3	3.0
TEAM	2	0	2	-2	0	0	-1.0
Young,Bryce	6	22	33	-11	0	16	-1.8
Totals...	36	151	39	112	0	16	3.1

PASSING	Comp.	Att.	Int	Yds	TDs	Long	Sack
Young,Bryce	31	40	0	559	5	79	4

RECEIVING	No.	Yds	TD	Long
Metchie,John	10	173	1	33
Williams,Jameso	8	190	3	79
Latu,Cameron	3	58	0	28
Bolden,Slade	3	49	0	27
Robinson Jr.,Br	3	18	0	8
Sanders,Trey	1	36	0	36
Billingsley,Jah	1	12	0	12
Brooks,Ja'Corey	1	12	0	12
Leary,Christian	1	11	1	11
Totals...	31	559	5	79

PUNTING	No.	Yds	Avg.	Long	I20	50+	TB
Burnip,James	1	32	32.0	32	1	0	0

FIELD GOALS	Made	Att.	Long	Kicks
Reichard,Will	2	3	48	48,47x,30

GAME 12 || MISSOURI

Missouri (6-6, 3-5).....17
 #25/RV/#25 Arkansas (8-4, 4-4) 34

November 26, 2021 | Fayetteville, Ark.
 Donald W. Reynolds Razorback Stadium | Time: 2:30 p.m. | Attendance: 67,320
 TV: CBS > Noah Eagle (PBP), Aaron Murray/Rick Neuheisel (Analyst) & Jenny Dell (Sideline)

SCORING SUMMARY

	1st	2nd	3rd	4th	Final
Missouri	0	6	3	8	17
Arkansas	3	7	14	10	34

QTR. TEAM SCORING PLAY

1st	ARK	Little 36 yd field goal, 8-67 3:22
2nd	MIZ	Mevis 46 yd field goal, 7-11 3:53
	ARK	Sanders 1 yd run (Little kick), 8-76 2:50
	MIZ	Mevis 49 yd field goal, 8-44 2:51
3rd	ARK	Smith 4 yd run (Little kick), 3-61 1:11
	ARK	Burks 52 yd pass from KJ Jefferson (Little kick), 2-52 0:16
	MIZ	Mevis 41 yd field goal, 14-51 7:45
4th	ARK	Little 23 yd field goal, 11-70 5:19
	ARK	Sanders 7 yd run (Cam Little kick), 4-47 1:45
	MIZ	Badie 5 yd run (Chism pass from Dove), 11-58 4:22

TEAM STATISTICS

	MISSOURI	ARKANSAS
FIRST DOWNS.....	19	14
RUSHES-YARDS (NET).....	50-251	33-163
PASSING YDS (NET).....	65	262
Passes Att-Comp-Int.....	26-10-1	20-15-0
TOTAL OFFENSE PLAYS-YARDS.....	76-316	53-425
Fumble Returns-Yards.....	0-0	0-0
Punt Returns-Yards.....	3-17	3-34
Kickoff Returns-Yards.....	1-20	1-0
Interception Returns-Yards.....	0-0	1-2
Punts (Number-Avg).....	7-46.3	5-49.2
Fumbles-Lost.....	0-0	1-1
Penalties-Yards.....	4-51	6-55
Possession Time.....	35:11	24:49
Third-Down Conversions.....	7 of 19	4 of 11
Fourth-Down Conversions.....	1 of 2	0 of 0
Red-Zone Scores-Chances.....	1-1	5-5
Sacks By: Number-Yards.....	3-15	0-0



WR TREYLON BURKS set a school record with his sixth 100-yard game of the season and became just the fourth Arkansas WR to eclipse 1,000 yards receiving in a single season with seven catches for 129 yards.

MISSOURI

RUSHING	Att.	Gain	Lost	Net	TD	Long	Avg.
Badie,Tyler	41	222	3	219	1	17	5.3
Cox,Michael	3	12	0	12	0	6	4.0
Bazelak,Connor	3	8	0	8	0	5	2.7
Chism,Keke	1	5	0	5	0	5	5.0
Cooper,Mookie	1	5	0	5	0	5	5.0
Cook,Brady	1	2	0	2	0	2	2.0
Totals...	50	254	3	251	1	17	5.0

PASSING	Comp.	Att.	Int	Yds	TDs	Long	Sack
Bazelak,Connor	10	26	1	65	0	26	0

RECEIVING	No.	Yds	TD	Long
Chism,Keke	3	37	0	26
Smith,D'ionte	2	-2	0	2
Banister,Barret	1	13	0	13
Dove,Tauskie	1	10	0	10
Swinson,Messiah	1	8	0	8
Hea,Niko	1	4	0	4
Badie,Tyler	1	-5	0	0
Totals...	10	65	0	26

PUNTING	No.	Yds	Avg.	Long	I20	50+	TB
Koetting,Sean	6	280	46.7	61	1	2	2
McKinniss,Grant	1	44	44.0	44	1	0	0
Totals...	7	324	46.3	61	2	2	2

FIELD GOALS	Made	Att.	Long	Kicks
Mevis,Harrison	3	3	49	46,49,41

ARKANSAS

RUSHING	Att.	Gain	Lost	Net	TD	Long	Avg.
KJ Jefferson	6	73	15	58	0	49	9.7
Trelon Smith	7	37	0	37	1	14	5.3
De'Vion Warren	1	32	0	32	0	32	32.0
Raheim Sanders	8	21	0	21	2	7	2.6
D. Johnson	6	19	0	19	0	11	3.2
Treyton Burks	2	2	1	1	0	2	0.5
AJ Green	2	0	1	-1	0	0	-0.5
TEAM	1	0	4	-4	0	0	-4.0
Totals...	33	184	21	163	3	49	4.9

PASSING	Comp.	Att.	Int	Yds	TDs	Long	Sack
KJ Jefferson	15	19	0	262	1	55	3
De'Vion Warren	0	1	0	0	0	0	0
Totals...	15	20	0	262	1	55	3

RECEIVING	No.	Yds	TD	Long
Treyton Burks	7	129	1	52
De'Vion Warren	2	63	0	55
K. Jackson Jr.	2	53	0	39
Knox,Trey	2	10	0	7
Blake Kern	1	6	0	6
Trelon Smith	1	1	0	1
Totals...	15	262	1	55

PUNTING	No.	Yds	Avg.	Long	I20	50+	TB
Reid Bauer	5	246	49.2	61	1	2	0

FIELD GOALS	Made	Att.	Long	Kicks
Cam Little	2	2	36	36,23

GAME 13 ||| PENN STATE

Penn State (7-6, 4-5)10
 #22/#24/#21 Arkansas (9-4, 4-4) 24

January 1, 2022 | Tampa, Fla.

Raymond James Stadium | Time: 11 a.m. CT | Attendance: 46,577

TV: ESPN2 > Dave Flemming (PBP), Rod Gilmore (Analyst) & Stormy Buonantony (Sideline)

SCORING SUMMARY

	1st	2nd	3rd	4th	Final
Penn State	0	10	0	0	10
Arkansas	7	0	17	0	24

QTR. TEAM SCORING PLAY

1st	ARK	Sanders 3 yd run (Little kick), 12-61 5:42
2nd	PSU	Lambert-Smith 42 yd pass from Clifford (Pinegar kick), 1-42 0:07
	PSU	Pinegar 43 yd field goal, 7-61 2:40
3rd	ARK	Jefferson 8 yd run (Little kick), 7-75 2:18
	ARK	Little 36 yd field goal, 10-45 4:32
	ARK	Sanders 1 yd run (Little kick), 4-79 1:38

TEAM STATISTICS

	PENN STATE	ARKANSAS
FIRST DOWNS	17	25
RUSHES-YARDS (NET)	28-125	58-353
PASSING YDS (NET)	198	98
Passes Att-Comp-Int	35-15-2	20-14-2
TOTAL OFFENSE PLAYS-YARDS	63-323	78-451
Fumble Returns-Yards	0-0	0-0
Punt Returns-Yards	2-23	1-8
Kickoff Returns-Yards	0-0	0-0
Interception Returns-Yards	2-0	2-0
Punts (Number-Avg)	5-39.4	5-44.4
Fumbles-Lost	1-0	1-0
Penalties-Yards	3-10	6-40
Possession Time	23:47	36:13
Third-Down Conversions	6 of 15	4 of 14
Fourth-Down Conversions	1 of 2	3 of 3
Red-Zone Scores-Chances	1-3	4-6
Sacks By: Number-Yards	5-24	2-23

PENN STATE

RUSHING	Att.	Gain	Lost	Net	TD	Long	Avg.
Clifford, Sean	12	60	14	46	0	14	3.8
Lee, Keyvone	4	35	0	35	0	25	8.8
Cain, Noah	5	28	0	28	0	16	5.6
Washington, Park	2	12	0	12	0	6	6.0
Ford, Devyn	1	4	0	4	0	4	4.0
Veilleux, Christ	2	13	10	3	0	13	1.5
TEAM	2	0	3	-3	0	0	-1.5
Totals...	28	152	27	125	0	25	4.5

PASSING	Comp.	Att.	Int	Yds	TDs	Long	Sack
Clifford, Sean	14	32	2	195	1	42	1
Veilleux, Christ	1	2	0	3	0	3	1
Stout, Jordan	0	1	0	0	0	0	0
Totals...	15	35	2	198	1	42	2

RECEIVING	No.	Yds	TD	Long
Washington, Park	7	98	0	42
Lambert-Smith, K	3	74	1	42
Cain, Noah	2	12	0	7
Lee, Keyvone	1	15	0	15
Warren, Tyler	1	0	0	0
Strange, Brenton	1	-1	0	0
Totals...	15	198	1	42

PUNTING	No.	Yds	Avg.	Long	I20	50+	TB
Stout, Jordan	5	197	39.4	45	1	0	0

FIELD GOALS	Made	Att.	Long	Kicks
Pinegar, Jake	1	2	43	50x, 43

ARKANSAS

RUSHING	Att.	Gain	Lost	Net	TD	Long	Avg.
KJ Jefferson	20	135	25	110	1	34	5.5
Raheim Sanders	13	79	0	79	2	14	6.1
D. Johnson	11	77	0	77	0	25	7.0
Hornsby, Malik	4	74	7	67	0	32	16.8
AJ Green	4	26	0	26	0	17	6.5
Trelon Smith	2	6	0	6	0	4	3.0
TEAM	2	0	6	-6	0	0	-3.0
De'Vion Warren	2	1	7	-6	0	1	-3.0
Totals...	58	398	45	353	3	34	6.1

PASSING	Comp.	Att.	Int	Yds	TDs	Long	Sack
KJ Jefferson	14	19	1	98	0	21	5
Warren Thompson	0	1	1	0	0	0	0
Totals...	14	20	2	98	0	21	5

RECEIVING	No.	Yds	TD	Long
De'Vion Warren	3	33	0	17
Tyson Morris	3	32	0	21
Bryce Stephens	3	5	0	6
Trey Knox	2	11	0	6
Warren Thompson	1	12	0	12
Blake Kern	1	8	0	8
D. Johnson	1	-3	0	0
Totals...	14	98	0	21

PUNTING	No.	Yds	Avg.	Long	I20	50+	TB
Reid Bauer	5	222	44.4	58	3	2	0

FIELD GOALS	Made	Att.	Long	Kicks
Cam Little	1	1	36	36



QB KJ JEFFERSON led the Razorbacks to their first bowl win since 2016, running for a career-best 110 yards for his first career 100-yard rushing game to go along with 98 yards passing to earn game MVP honors.

TEAM STATISTICS

	ARK	OPP
Scoring	402	298
Points per game	30.9	22.9
Points Off Turnovers	50	20
First Downs	285	250
Rushing	162	102
Passing	104	119
Penalty	19	29
Rushing Yardage	2961	1996
Yards gained rushing	3303	2256
Yards lost rushing	342	260
Rushing attempts	588	496
Average per rush	5.0	4.0
Average per game	227.8	153.5
TDs Rushing	26	17
Passing Yardage	2781	2784
Comp-Att-Int	205-314-5	227-388-13
Average per pass	8.9	7.2
Average per catch	13.6	12.3
Average per game	213.9	214.2
TDs Passing	22	16
Total offense	5742	4780
Total plays	902	884
Average per play	6.4	5.4
Average per game	441.7	367.7
Kick returns: #-Yards	17-310	10-211
Punt returns: #-Yards	25-264	18-138
Int returns: #-Yards	13-97	5-9
Kick return average	18.2	21.1
Punt return average	10.6	7.7
Int return average	7.5	1.8
Fumbles-Lost	22-6	12-3
Penalties-Yards	104-819	84-615
Average per game	63.0	47.3
Punts-Yards	61-2547	68-2970
Average per punt	41.8	43.7
Net punt average	38.6	37.7
Kickoffs-Yards	80-5135	64-3894
Average per kick	64.2	60.8
Net kick average	40.1	39.2
Time of possession / game	28:57	30:35
3rd-down conversion	64/174	62/185
3rd-down pct	37%	34%
4rd-down conversion	12/19	15/25
4rd-down pct	63%	60%
Sacks by-Yards	24-150	30-190
Misc Yards	0	0
Touchdowns scored	49	35
Field goals - attempts	20-24	17-26
On-Side kicks	0-0	0-0
Red-zone scores	(46-52) 88%	(27-37) 73%
Red-zone touchdowns	(33-52) 63%	(18-37) 49%
PAT-attempts	(46-46) 100%	(31-32) 97%
2-point conversion-attempts	(1-3) 33%	(3-3) 100%
Attendance	456991	350097
Games / Avg per game	7/65284	4/87524
Neutral site games	-	2/52285

Score by Periods

Team	1st	2nd	3rd	4th	OT	TOT
Arkansas	84	96	122	97	3	402
Opponents	34	105	68	91	0	298

ARKANSAS GAME-BY-GAME STATISTICS

Date	Opponent	Rushing				Receiving				Passing				Kick Returns				Punt Returns				tot
		no.	yds	td	lg	no.	yds	td	lg	cmp	att	int	yds	td	lg	no.	yds	td	lg	no.	yds	td
09/04/2021	Rice	44	245	4	38	12	128	1	31	12-21-1	128	1	31	4	108	0	42	1	4	0	4	373
09/11/2021	Texas	47	333	4	34	14	138	0	45	14-19-1	138	0	45	1	19	0	19	3	9	0	7	471
09/18/2021	Ga. Southern	48	269	3	48	14	364	3	91	14-25-0	364	3	91	2	36	0	20	3	13	0	8	633
09/25/2021	vs Texas A&M	49	197	0	19	9	246	2	85	9-19-0	246	2	85	0	0	0	0	3	3	0	2	443
10/02/2021	at Georgia	29	75	0	14	10	87	0	22	10-16-0	87	0	22	2	15	0	16	1	10	0	10	162
10/09/2021	at Ole Miss	58	350	4	42	25	326	3	46	25-35-1	326	3	46	3	60	0	21	1	4	0	4	676
10/16/2021	Auburn	54	232	1	20	21	228	2	30	21-35-0	228	2	30	1	31	0	31	1	4	0	4	460
10/23/2021	Ark.-Pine Bluff	41	291	1	49	11	213	4	39	11-22-0	213	4	39	1	-3	0	0	5	141	1	80	504
11/06/2021	Mississippi St.	45	202	2	26	19	191	1	25	19-25-0	191	1	25	0	0	0	0	1	8	0	8	393
11/13/2021	at LSU	40	141	0	28	18	142	1	43	18-26-0	142	1	43	2	44	0	29	2	26	0	26	283
11/20/2021	at Alabama	42	110	1	15	23	358	4	66	23-31-0	358	4	66	0	0	0	0	0	0	0	0	468
11/26/2021	Missouri	33	163	3	49	15	262	1	55	15-20-0	262	1	55	1	0	0	0	3	34	0	27	425
01/01/2022	vs Penn St.	58	353	3	34	14	98	0	21	14-20-2	98	0	21	0	0	0	0	1	8	0	8	451
Arkansas		588	2961	26	49	205	2781	22	91	205-314-5	2781	22	91	17	310	0	42	25	264	1	80	5742
Opponents		496	1996	17	76	227	2784	16	79	227-388-13	2784	16	79	10	211	0	33	18	138	1	30	4780

Arkansas Averages

Games	Avg/ rush	Avg/ catch	Pass effc	KR avg	PR avg	All purpose avg/game	Total offense avg/game
13	5.0	13.6	159.6	18.2	10.6	493.3	441.7

Date	Opponent	Tackles				Sacks no-yds	Fumble		Pass Defense			blkd kick	PAT attempts			off		
		ua	a	total	tfl-yds		ff	fr-yds	int-yds	qbh	brup		kick	rush	rcv	saf	t/o	pts
09/04/2021	Rice	27	54	81	7.0-18	2-11	1	0-0	3-88	5	3	0	5-5	0	0	0	14	38
09/11/2021	Texas	21	64	85	9.0-22	2-10	1	1-7	0-0	3	4	1	4-4	0	0	0	6	40
09/18/2021	Ga. Southern	24	40	64	6.0-25	2-13	0	0-0	0-0	2	3	0	6-6	0	0	0	0	45
09/25/2021	vs Texas A&M	31	22	53	9.0-36	3-14	0	0-0	1-0	8	2	0	2-2	0	0	0	3	20
10/02/2021	at Georgia	38	46	84	4.0-7	0-0	0	0-0	0-0	0	1	0	0-0	0	0	0	0	0
10/09/2021	at Ole Miss	29	56	85	5.0-8	0-0	0	0-0	0-0	4	4	0	6-6	0	0	0	0	51
10/16/2021	Auburn	27	42	69	3.0-4	0-0	0	0-0	1--3	0	2	0	2-2	0	0	0	7	23
10/23/2021	Ark.-Pine Bluff	21	44	65	11.0-35	3-20	0	0-0	2-14	5	6	0	6-6	0	0	0	7	45
11/06/2021	Mississippi St.	33	46	79	3.0-9	3-9	0	0-0	1-0	2	6	0	2-2	1	0	0	0	31
11/13/2021	at LSU	49	30	79	7.0-26	3-17	1	1-0	2-0	0	3	0	1-1	0	0	0	6	16
11/20/2021	at Alabama	40	38	78	8.0-40	4-33	1	1-0	0-0	4	1	0	5-5	0	0	0	0	35
11/26/2021	Missouri	32	48	80	2.0-7	0-0	0	0-0	1--2	7	4	0	4-4	0	0	0	7	34
01/01/2022	vs Penn St.	35	16	51	5.0-26	2-23	0	0-0	2-0	4	3	0	3-3	0	0	0	0	24
Arkansas		407	546	953	79.0-263	24-150	4	3-7	13-97	44	42	1	46-46	1	0	0	50	402
Opponents		485	498	983	88.0-330	30-190	12	6-0	5-9	23	33	2	31-32	2	1	0	20	298

Date	Opponent	Punting										Field Goals			Kickoffs			
		no.	yds	avg	long	blkd	tb	fc	50+	i20	md-att	long	blkd	no.	yds	avg	tb	ob
09/04/2021	Rice	6	190	31.7	45	1	0	2	0	1	1-1	34	0	7	452	64.6	6	0
09/11/2021	Texas	2	80	40.0	47	0	0	1	0	0	4-4	44	0	9	583	64.8	7	0
09/18/2021	Ga. Southern	5	217	43.4	60	0	0	4	1	1	1-1	25	0	8	518	64.8	7	0
09/25/2021	vs Texas A&M	6	240	40.0	45	0	0	3	0	2	2-2	46	0	5	325	65.0	4	0
10/02/2021	at Georgia	8	296	37.0	53	1	0	3	1	3	0-1	0	0	1	65	65.0	1	0
10/09/2021	at Ole Miss	2	90	45.0	53	0	0	1	1	0	1-2	31	0	8	514	64.3	6	0
10/16/2021	Auburn	3	113	37.7	43	0	0	1	0	1	1-2	44	0	5	325	65.0	5	0
10/23/2021	Ark.-Pine Bluff	3	142	47.3	56	0	1	2	1	0	1-1	31	0	8	520	65.0	8	0
11/06/2021	Mississippi St.	2	101	50.5	56	0	1	0	1	0	3-4	51	0	7	451	64.4	4	0
11/13/2021	at LSU	8	343	42.9	57	0	1	2	3	2	3-3	48	0	4	260	65.0	4	0
11/20/2021	at Alabama	6	267	44.5	50	0	0	1	2	2	0-0	0	0	6	342	57.0	5	1
11/26/2021	Missouri	5	246	49.2	61	0	0	2	2	1	2-2	36	0	7	455	65.0	6	0
01/01/2022	vs Penn St.	5	222	44.4	58	0	0	1	2	3	1-1	36	0	5	325	65.0	5	0
Arkansas		61	2547	41.8	61	2	3	23	14	16	20-24	51	0	80	5135	64.2	68	1
Opponents		68	2970	43.7	61	1	8	19	15	23	17-26	50	0	64	3894	60.8	36	1

GAME 1: CINCINNATI

OPPONENT GAME-BY-GAME STATISTICS

Date	Opponent	Rushing				Receiving				Passing				Kick Returns				Punt Returns				tot
		no.	yds	td	lg	no.	yds	td	lg	cmp-att-int	yds	td	lg	no.	yds	td	lg	no.	yds	td	lg	off
09/04/2021	Rice	39	81	1	7	17	227	1	41	17-34-3	227	1	41	1	16	0	16	1	16	0	16	308
09/11/2021	Texas	41	139	3	20	13	118	0	25	13-23-0	118	0	25	2	38	0	21	0	0	0	0	257
09/18/2021	Ga. Southern	35	152	1	76	13	81	0	14	13-28-0	81	0	14	0	0	0	0	0	0	0	0	233
09/25/2021	vs Texas A&M	23	121	1	67	20	151	0	23	20-36-1	151	0	23	1	32	0	32	0	0	0	0	272
10/02/2021	at Georgia	56	273	3	24	7	72	0	27	7-11-0	72	0	27	0	0	0	0	3	0	1	2	345
10/09/2021	at Ole Miss	49	324	5	51	14	287	2	68	14-21-0	287	2	68	2	32	0	18	1	30	0	30	611
10/16/2021	Auburn	35	135	2	23	21	292	2	71	21-26-1	292	2	71	0	0	0	0	1	8	0	8	427
10/23/2021	Ark.-Pine Bluff	37	111	0	28	8	112	0	42	8-22-2	112	0	42	0	0	0	0	0	0	0	0	223
11/06/2021	Mississippi St.	26	69	0	9	36	417	4	42	36-48-1	417	4	42	3	73	0	33	1	-2	0	0	486
11/13/2021	at LSU	42	108	0	13	21	200	1	29	21-37-2	200	1	29	0	0	0	0	4	48	0	21	308
11/20/2021	at Alabama	36	112	0	16	31	559	5	79	31-40-0	559	5	79	0	0	0	0	2	-2	0	1	671
11/26/2021	Missouri	49	246	1	17	11	70	0	26	11-27-1	70	0	26	1	20	0	20	3	17	0	10	316
01/01/2022	vs Penn St.	28	125	0	25	15	198	1	42	15-35-2	198	1	42	0	0	0	0	2	23	0	18	323
Opponents		496	1996	17	76	227	2784	16	79	227-388-13	2784	16	79	10	211	0	33	18	138	1	30	4780
Arkansas		588	2961	26	49	205	2781	22	91	205-314-5	2781	22	91	17	310	0	42	25	264	1	80	5742

Opponents Averages

Games	Avg/ rush	Avg/ catch	Pass effic	KR avg	PR avg	All purpose avg/game	Total offense avg/game
13	4.0	12.3	125.7	21.1	7.7	395.2	367.7

Date	Opponent	Tackles				Sacks	Fumble		Pass Defense				blkd kick	PAT attempts			off		
		ua	a total	tfl-yds	no-yds		ff	fr-yds	int-yds	qbh	brup	kick		kick	rush	rcv	saf	t/o	pts
09/04/2021	Rice	30	50	80	3.0-15	2-13	1	0-0	1-0	2	1	1	2-2	0	0	0	0	0	17
09/11/2021	Texas	39	36	75	7.0-10	0-0	0	0-0	1-9	2	3	0	3-3	0	0	0	0	7	21
09/18/2021	Ga. Southern	30	56	86	5.0-18	0-0	0	0-0	0-0	2	4	0	1-1	0	0	0	0	10	10
09/25/2021	vs Texas A&M	39	28	67	8.0-34	2-13	1	0-0	0-0	3	2	0	1-1	0	0	0	0	10	10
10/02/2021	at Georgia	23	28	51	7.0-31	4-25	1	0-0	0-0	0	3	1	4-4	0	0	0	0	37	37
10/09/2021	at Ole Miss	42	70	112	5.0-18	1-7	3	1-0	1-0	1	2	0	5-6	1	0	0	0	52	52
10/16/2021	Auburn	48	44	92	7.0-25	3-19	1	1-0	0-0	3	5	0	5-5	0	0	0	7	38	38
10/23/2021	Ark.-Pine Bluff	38	26	64	7.0-29	1-17	3	2-0	0-0	1	5	0	0-0	0	0	0	0	3	3
11/06/2021	Mississippi St.	38	40	78	6.0-19	3-13	0	0-0	0-0	1	1	0	4-4	0	0	0	0	28	28
11/13/2021	at LSU	42	24	66	9.0-31	3-21	1	0-0	0-0	1	2	0	1-1	0	0	0	0	13	13
11/20/2021	at Alabama	38	38	76	10.0-41	3-23	0	1-0	0-0	5	2	0	4-4	1	0	0	3	42	42
11/26/2021	Missouri	29	24	53	5.0-17	3-15	1	1-0	0-0	2	2	0	0-0	0	1	0	3	17	17
01/01/2022	vs Penn St.	49	34	83	9.0-42	5-24	0	0-0	2-0	0	1	0	1-1	0	0	0	0	10	10
Opponents		485	498	983	88.0-330	30-190	12	6-0	5-9	23	33	2	31-32	2	1	0	20	298	
Arkansas		407	546	953	79.0-263	24-150	4	3-7	13-97	44	42	1	46-46	1	0	0	50	402	

Date	Opponent	Punting										Field Goals			Kickoffs			
		no.	yds	avg	long	blkd	tb	fc	50+	i20	md-att	long	blkd	no.	yds	avg	tb	ob
09/04/2021	Rice	6	242	40.3	49	0	2	0	0	2	1-2	25	0	4	253	63.3	0	0
09/11/2021	Texas	6	236	39.3	54	1	0	2	2	2	0-1	0	0	4	206	51.5	2	0
09/18/2021	Ga. Southern	10	480	48.0	59	0	1	1	4	4	1-1	32	0	2	124	62.0	0	0
09/25/2021	vs Texas A&M	8	366	45.8	57	0	1	3	3	5	1-1	49	0	3	195	65.0	3	0
10/02/2021	at Georgia	2	87	43.5	47	0	0	1	0	0	3-3	46	0	8	511	63.9	5	0
10/09/2021	at Ole Miss	3	132	44.0	50	0	0	2	1	1	1-1	50	0	9	547	60.8	3	0
10/16/2021	Auburn	4	191	47.8	57	0	1	0	2	1	1-1	29	0	7	443	63.3	5	0
10/23/2021	Ark.-Pine Bluff	8	328	41.0	47	0	0	3	0	3	1-2	32	0	2	86	43.0	0	1
11/06/2021	Mississippi St.	2	88	44.0	44	0	0	1	0	0	0-3	0	0	5	294	58.8	4	0
11/13/2021	at LSU	6	267	44.5	52	0	1	2	1	1	2-3	45	0	4	257	64.3	2	0
11/20/2021	at Alabama	1	32	32.0	32	0	0	0	0	1	2-3	48	0	8	507	63.4	5	0
11/26/2021	Missouri	7	324	46.3	61	0	2	0	2	2	3-3	49	0	5	276	55.2	4	0
01/01/2022	vs Penn St.	5	197	39.4	45	0	0	4	0	1	1-2	43	0	3	195	65.0	3	0
Opponents		68	2970	43.7	61	1	8	19	15	23	17-26	50	0	64	3894	60.8	36	1
Arkansas		61	2547	41.8	61	2	3	23	14	16	20-24	51	0	80	5135	64.2	68	1

GAME 1: CINCINNATI

TEAM COMPARISON GAME-BY-GAME STATISTICS

Opponent	Score	Total	First Downs			Rushing		Passing		Total Offense	Return	Turn-
			Rush	Pass	Pen	Number-Yards		Comp-Att-Int	Yards	Plays-Yards	Yards	Overs
Rice	38-17	18 / 20	12 / 1	4 / 12	2 / 7	44-245 / 39-81		12-21-1 / 17-34-3	128 / 227	65-373 / 73-308	200 / 32	1 / 3
Texas	40-21	21 / 15	16 / 6	5 / 7	0 / 2	47-333 / 41-139		14-19-1 / 13-23-0	138 / 118	66-471 / 64-257	35 / 47	1 / 1
Ga. Southern	45-10	27 / 11	13 / 5	12 / 3	2 / 3	48-269 / 35-152		14-25-0 / 13-28-0	364 / 81	73-633 / 63-233	49 / 0	0 / 0
Texas A&M	20-10	20 / 15	13 / 6	6 / 7	1 / 2	49-197 / 23-121		9-19-0 / 20-36-1	246 / 151	68-443 / 59-272	3 / 32	0 / 1
Georgia	0-37	9 / 22	6 / 16	2 / 3	1 / 3	29-75 / 56-273		10-16-0 / 7-11-0	87 / 72	45-162 / 67-345	25 / 0	0 / 0
Ole Miss	51-52	39 / 22	22 / 14	14 / 8	3 / 0	58-350 / 49-324		25-35-1 / 14-21-0	326 / 287	93-676 / 70-611	64 / 62	2 / 0
Auburn	23-38	29 / 20	12 / 6	15 / 12	2 / 2	54-232 / 35-135		21-35-0 / 21-26-1	228 / 292	89-460 / 61-427	32 / 8	1 / 1
Ark.-Pine Bluff	45-3	25 / 13	15 / 6	9 / 4	1 / 3	41-291 / 37-111		11-22-0 / 8-22-2	213 / 112	63-504 / 59-223	152 / 0	2 / 2
Mississippi St.	31-28	23 / 28	10 / 5	10 / 20	3 / 3	45-202 / 26-69		19-25-0 / 36-48-1	191 / 417	70-393 / 74-486	8 / 71	0 / 1
LSU	16-13	14 / 19	8 / 9	4 / 9	2 / 1	40-141 / 42-108		18-26-0 / 21-37-2	142 / 200	66-283 / 79-308	70 / 48	0 / 3
Alabama	35-42	21 / 29	7 / 9	13 / 20	1 / 0	42-110 / 36-112		23-31-0 / 31-40-0	358 / 559	73-468 / 76-671	0 / -2	1 / 1
Missouri	34-17	14 / 19	7 / 11	7 / 6	0 / 2	33-163 / 49-246		15-20-0 / 11-27-1	262 / 70	53-425 / 76-316	32 / 37	1 / 1
Penn St.	24-10	25 / 17	21 / 8	3 / 8	1 / 1	58-353 / 28-125		14-20-2 / 15-35-2	98 / 198	78-451 / 63-323	8 / 23	2 / 2
Totals	402-298	285 / 250	162 / 102	104 / 119	19 / 29	588-2961 / 496-1996		205-314-5 / 227-388-13	2781 / 2784	902-5742 / 884-4780	678 / 358	11 / 16

Opponents	3rd Down Conversion	4th Down Conversion	Time of Possession	TOP Margin	Avg Yds/Rush	Avg Yds/Pass	Avg Yds/Play	Punting Number-Avg	Penalties Number-Yards	Sacks
Rice	3-11 / 4-15	0-1 / 1-2	26:06 / 33:54	-07:48	5.6 / 2.1	6.1 / 6.7	5.7 / 4.2	6-31.7 / 6-40.3	13-117.0 / 10-60.0	2 / 2
Texas	5-12 / 4-13	1-1 / 1-2	31:03 / 28:57	02:06	7.1 / 3.4	7.3 / 5.1	7.1 / 4.0	2-40.0 / 6-39.3	4-40.0 / 4-20.0	2 / 0
Ga. Southern	7-15 / 5-18	1-1 / 1-2	33:06 / 26:54	06:12	5.6 / 4.3	14.6 / 2.9	8.7 / 3.7	5-43.4 / 10-48.0	9-93.0 / 8-50.0	2 / 0
Texas A&M	3-13 / 4-14	0-1 / 0-1	30:50 / 29:10	01:40	4.0 / 5.3	12.9 / 4.2	6.5 / 4.6	6-40.0 / 8-45.8	10-65.0 / 11-75.0	3 / 2
Georgia	3-12 / 4-12	0-0 / 2-2	23:28 / 36:32	-13:04	2.6 / 4.9	5.4 / 6.5	3.6 / 5.1	8-37.0 / 2-43.5	13-101.0 / 6-40.0	0 / 4
Ole Miss	7-13 / 5-14	2-2 / 4-5	35:35 / 24:25	11:10	6.0 / 6.6	9.3 / 13.7	7.3 / 8.7	2-45.0 / 3-44.0	4-25.0 / 8-75.0	0 / 1
Auburn	10-19 / 4-10	0-3 / 0-0	29:57 / 30:03	-00:06	4.3 / 3.9	6.5 / 11.2	5.2 / 7.0	3-37.7 / 4-47.8	4-41.0 / 6-49.0	0 / 3
Ark.-Pine Bluff	2-9 / 1-14	1-2 / 0-1	20:42 / 33:18	-12:36	7.1 / 3.0	9.7 / 5.1	8.0 / 3.8	3-47.3 / 8-41.0	9-76.0 / 4-30.0	3 / 1
Mississippi St.	6-13 / 6-12	0-0 / 2-2	27:46 / 32:14	-04:28	4.5 / 2.7	7.6 / 8.7	5.6 / 6.6	2-50.5 / 2-44.0	11-78.0 / 10-77.0	3 / 3
LSU	3-16 / 6-18	1-2 / 2-3	27:20 / 32:40	-05:20	3.5 / 2.6	5.5 / 5.4	4.3 / 3.9	8-42.9 / 6-44.5	9-63.0 / 5-33.0	3 / 3
Alabama	7-16 / 6-11	3-3 / 0-1	29:30 / 30:30	-01:00	2.6 / 3.1	11.5 / 14.0	6.4 / 8.8	6-44.5 / 1-32.0	6-25.0 / 5-45.0	4 / 3
Missouri	4-11 / 7-19	0-0 / 1-2	24:49 / 35:11	-10:22	4.9 / 5.0	13.1 / 2.6	8.0 / 4.2	5-49.2 / 7-46.3	6-55.0 / 4-51.0	0 / 3
Penn St.	4-14 / 6-15	3-3 / 1-2	36:13 / 23:47	12:26	6.1 / 4.5	4.9 / 5.7	5.8 / 5.1	5-44.4 / 5-39.4	6-40.0 / 3-10.0	2 / 5
Totals	64-174 / 62-185	12-19 / 15-25	376:25 / 397:35	-21:10	5.0 / 4.0	8.9 / 7.2	6.4 / 5.4	61-41.8 / 68-43.7	104-819.0 / 84-615.0	24 / 30

ARKANSAS INDIVIDUAL STATISTICS

Rushing

Player	gp	att	gain	loss	net	avg	td	lg	avg/g
K.J. Jefferson	13	146	838	174	664	4.5	6	49	51.1
Trelon Smith	13	119	617	19	598	5.0	5	28	46.0
Raheim Sanders	13	114	586	8	578	5.1	5	42	44.5
Dominique Johnson	13	97	586	11	575	5.9	7	48	44.2
AJ Green	12	47	243	16	227	4.8	1	30	18.9
Malik Hornsby	7	24	195	59	136	5.7	1	32	19.4
Treyton Burks	12	14	127	15	112	8.0	1	49	9.3
De'Vion Warren	13	5	49	7	42	8.4	0	32	3.2
Josh Oglesby	2	4	19	0	19	4.8	0	9	9.5
Javion Hunt	1	4	19	0	19	4.8	0	11	19.0
T.J. Hammonds	13	1	0	1	-1	-1.0	0	0	-0.1
Reid Bauer	13	1	23	0	23	23.0	0	23	1.8
Team	13	12	1	32	-31	-2.6	0	0	-2.4
Total	13	588	3303	342	2961	5.0	26	49	227.8
Opponents	13	496	2256	260	1996	4.0	17	76	153.5

Passing

Player	gp	effic	comp-att-int	pct	yds	td	lg	avg/g
K.J. Jefferson	13	164.7	198-294-4	67.3	2676	21	91	205.8
Malik Hornsby	7	73.9	5-12-0	41.7	46	0	19	6.6
Treyton Burks	12	0.0	0-2-0	0.0	0	0	0	0.0
De'Vion Warren	13	0.0	0-2-0	0.0	0	0	0	0.0
Warren Thompson	13	63.4	1-2-1	50.0	27	0	27	2.1
John Stephen Jones	2	0.0	0-1-0	0.0	0	0	0	0.0
Reid Bauer	13	698.8	1-1-0	100.0	32	1	32	2.5
Total	13	159.6	205-314-5	65.3	2781	22	91	213.9
Opponents	13	125.7	227-388-13	58.5	2784	16	79	214.2

Receiving

Player	gp	no.	yds	avg	td	lg	avg/g
Treyton Burks	12	66	1104	16.7	11	91	92.0
Tyson Morris	13	24	337	14.0	2	47	25.9
Trey Knox	12	20	141	7.1	1	16	11.8
Warren Thompson	13	19	304	16.0	2	60	23.4
De'Vion Warren	13	16	252	15.8	0	55	19.4
Blake Kern	13	15	183	12.2	2	32	14.1
Raheim Sanders	13	11	109	9.9	1	24	8.4
Dominique Johnson	13	7	71	10.1	1	43	5.5
AJ Green	12	7	84	12.0	1	48	7.0
Ketron Jackson Jr.	13	5	97	19.4	1	39	7.5
Trelon Smith	13	4	21	5.3	0	10	1.6
Hudson Henry	10	4	27	6.8	0	19	2.7
Jaquayln Crawford	7	3	27	9.0	0	19	3.9
Bryce Stephens	4	3	5	1.7	0	6	1.3
John David White	4	1	19	19.0	0	19	4.8
Total	13	205	2781	13.6	22	91	213.9
Opponents	13	227	2784	12.3	16	79	214.2

ARKANSAS INDIVIDUAL STATISTICS

Scoring

Player	td	fg	PAT					pts
			kick	rush	rcv	pass	dxp	
Cam Little	-	20-24	46-46	-	-	-	-	106
Treylon Burks	12	-	-	-	-	-	-	72
Dominique Johnson	8	-	-	1	-	-	-	50
K.J. Jefferson	6	-	-	-	-	-	-	36
Raheim Sanders	6	-	-	-	-	-	-	36
Trelon Smith	5	-	-	-	-	-	-	30
Blake Kern	2	-	-	-	-	-	-	12
Tyson Morris	2	-	-	-	-	-	-	12
Warren Thompson	2	-	-	-	-	-	-	12
AJ Green	2	-	-	-	-	-	-	12
Nathan Parodi	1	-	-	-	-	-	-	6
Trey Knox	1	-	-	-	-	-	-	6
Malik Hornsby	1	-	-	-	-	-	-	6
Ketron Jackson Jr.	1	-	-	-	-	-	-	6
Total	49	20-24	46-46	1	0	0	0	402
Opponents	35	17-26	31-32	2	1	1	0	298

Field Goals

Player	fg	pct.	01-19	20-29	30-39	40-49	50-99	lg	blk
Cam Little	20-24	83.3	0-0	7-7	6-7	6-7	1-3	51	0
Opponents	17-26	65.4	0-0	2-3	6-8	8-11	1-4	50	0

FG Sequence

Team Name	Arkansas	Opponents
Rice	(34)	36,(25)
Texas	(24),(24),(44),(22)	52
Missouri	(36),(23)	(46),(49),(41)
Georgia	37	(30),(37),(46)
Ole Miss	50,(31)	(50)
Texas A&M	(46),(24)	(49)
Mississippi St.	(46),(48),(51),42	23,46,40
Auburn	(44),53	(29)
Ark.-Pine Bluff	(31)	37
LSU	(48),(27),(37)	(34),55,(45)
Penn St.	(36)	50,(43)
Alabama		(48)

Numbers in (parentheses) indicate field goal was made

Total Offense

Player	g	plays	rush	pass	total	avg/g
K.J. Jefferson	13	440	664	2676	3340	256.9
Trelon Smith	13	119	598	0	598	46.0
Raheim Sanders	13	114	578	0	578	44.5
Dominique Johnson	13	97	575	0	575	44.2
AJ Green	12	47	227	0	227	18.9
Malik Hornsby	7	36	136	46	182	26.0
Treylon Burks	12	16	112	0	112	9.3
Reid Bauer	13	2	23	32	55	4.2
De'Vion Warren	13	7	42	0	42	3.2
Warren Thompson	13	2	0	27	27	2.1
Josh Oglesby	2	4	19	0	19	9.5
Javion Hunt	1	4	19	0	19	19.0
T.J. Hammonds	13	1	-1	0	-1	-0.1
Team	13	0	-31	0	-31	-2.4
Total	13	902	2961	2781	5742	441.7
Opponents	13	884	1996	2784	4780	367.7

Punting

Player	no.	yds	avg	lg	tb	fc	i20	50+	blk
Reid Bauer	58	2510	43.3	61	3	23	16	14	0
Sam Loy	1	37	37.0	37	0	0	0	0	0
Team	2	0	0.0	0	0	0	0	0	2
Total	61	2547	41.8	61	3	23	16	14	2
Opponents	68	2970	43.7	61	8	19	23	15	1

Kickoffs

Player	no.	yds	avg	tb	ob	retn	net	ydln
Vito Calvaruso	74	4793	64.8	63	0			
Cam Little	6	342	57.0	5	1			
Total	80	5135	64.2	68	1	10	40.1	24
Opponents	64	3894	60.8	36	1	18	39.2	25

GAME-BY-GAME OFFENSIVE LINE SNAPS

Player	Total	RICE	TEX	GS	TAMU	UGA	OM	AU	UAPB	MSST	LSU	ALA	MIZ	PSU
Ty Clary	3425	52	27	48		18	95	91	23				2	51
Shane Clenin	31			9					22					
Ty'Kiest Crawford	35			13					14					
Myron Cunningham	894	67	66	65	71	48	95	91	41	76	66	74	53	80
Marcus Henderson	3								3					
Luke Jones	51			25					22				2	
Brady Latham	890	67	66	65	71	48	95	91	41	76	66	74	51	80
Beaux Limmer	795	15	39	67	71	30	95	91	41	76	66	74	51	80
Austin Nix	3								3					
Jalen St. John	21			13		8								
Ricky Stromberg	873	67	66	46	71	48	95	91	41	76	66	74	53	80
Dalton Wagner	562	67	66	21	71	40				76	66	74	53	29
Drew Vest	28			9					19					
Ryan Winkel	28			9					19					

ARKANSAS INDIVIDUAL STATISTICS

All Purpose

Player	g	rush	rcv	pr	kr	ir	total	avg/g
Treyton Burks	12	112	1104	0	0	0	1216	101.3
Raheim Sanders	13	578	109	0	19	0	706	54.3
K.J. Jefferson	13	664	0	0	0	0	664	51.1
Dominique Johnson	13	575	71	0	0	0	646	49.7
Trelon Smith	13	598	21	0	0	0	619	47.6
AJ Green	12	227	84	0	147	0	458	38.2
Tyson Morris	13	0	337	0	0	0	337	25.9
Warren Thompson	13	0	304	0	0	0	304	23.4
De'Vion Warren	13	42	252	0	0	0	294	22.6
Nathan Parodi	12	0	0	205	0	0	205	17.1
Blake Kern	13	0	183	0	0	0	183	14.1
LaDarius Bishop	12	0	0	0	144	0	144	12.0
Trey Knox	12	0	141	0	0	0	141	11.8
Malik Hornsby	7	136	0	0	0	0	136	19.4
Ketron Jackson Jr.	13	0	97	0	0	0	97	7.5
Jalen Catalon	6	0	0	0	0	83	83	13.8
Bryce Stephens	4	0	5	53	0	0	58	14.5
Hudson Henry	10	0	27	0	0	0	27	2.7
Jaquayln Crawford	7	0	27	0	0	0	27	3.9
Reid Bauer	13	23	0	0	0	0	23	1.8
Josh Oglesby	2	19	0	0	0	0	19	9.5
John David White	4	0	19	0	0	0	19	4.8
Javion Hunt	1	19	0	0	0	0	19	19.0
Myles Slusher	11	0	0	0	0	11	11	1.0
Mataio Soli	12	0	0	4	0	0	4	0.3
Malik Chavis	11	0	0	0	0	3	3	0.3
Greg Brooks, Jr.	13	0	0	2	0	0	2	0.2
T.J. Hammonds	13	-1	0	0	0	0	-1	-0.1
Team	13	-31	0	0	0	0	-31	-2.4
Total	13	2961	2781	264	310	97	6413	493.3
Opponents	13	1996	2784	138	211	9	5138	395.2

Punt Returns

Player	no.	yds	avg	td	lg
Nathan Parodi	18	205	11.4	1	80
Bryce Stephens	3	53	17.7	0	27
Greg Brooks, Jr.	2	2	1.0	0	4
Mataio Soli	1	4	4.0	0	4
Harper Cole	1	0	0.0	0	0
Total	25	264	10.6	1	80
Opponents	18	138	7.7	1	30

Interceptions

Player	no.	yds	avg	td	lg
Montaric Brown	5	0	0.0	0	5
Jalen Catalon	2	83	41.5	0	44
Myles Slusher	2	11	5.5	0	11
Malik Chavis	1	3	3.0	0	3
Grant Morgan	1	0	0.0	0	0
Joe Foucha	1	0	0.0	0	0
Greg Brooks, Jr.	1	0	0.0	0	0
Total	13	97	7.5	0	44
Opponents	5	9	1.8	0	9

Kick Returns

Player	no.	yds	avg	td	lg
AJ Green	9	147	16.3	0	31
LaDarius Bishop	6	144	24.0	0	42
Treyton Burks	1	0	0.0	0	0
Raheim Sanders	1	19	19.0	0	19
Total	17	310	18.2	0	42
Opponents	10	211	21.1	0	33

Fumble Returns

Player	no.	yds	avg	td	lg
Greg Brooks, Jr.	2	7	3.5	0	7
Montaric Brown	1	0	0.0	0	0
Total	3	7	2.3	0	7
Opponents	6	0	0.0	1	0

ARKANSAS DEFENSIVE STATISTICS

##	Player	gp	Tackles				Sacks	Pass defense			Fumbles		blkd	
			ua	a	tot	tfl/yds	no-yds	int-yds	brup	qbh	fr-yds	ff	kick	saf
10	Bumper Pool	13	45	80	125	7.5-13	.	.	2	1
31	Grant Morgan	13	40	61	101	7-17	0.5-3	1-0	3	6
27	Hayden Henry	13	50	50	100	12-55	4-40	.	1	7
7	Joe Foucha	13	34	41	75	7.5-27	1.5-14	1-0	5	3	.	1	.	.
21	Montaric Brown	13	24	30	54	1-3	.	5-0	6	.	1-0	1	.	.
2	Myles Slusher	11	33	17	50	3-9	0.5-4	2-11	4	2
9	Greg Brooks, Jr.	13	23	25	48	2.5-12	.	1-0	4	2	2-7	.	.	.
1	Jalen Catalon	6	22	24	46	1.5-3	.	2-83	4	1
99	John Ridgeway	12	11	28	39	4-13	2-10	.	.	1
15	Simeon Blair	13	23	15	38	1-4	1-4	.	4
55	Tre Williams	12	11	17	28	6.5-27	6-26	.	.	6
50	Eric Gregory	13	7	20	27	4-12	1-9	.	1	3
8	Jayden Johnson	11	9	15	24	2-7
91	Taurean Carter	13	6	18	24	3-7	1-2	.	1
56	Zach Williams	13	7	16	23	5.5-17	2.5-13	.	.	1	.	1	.	.
93	Isaiah Nichols	13	5	17	22	3.5-12	1.5-10	1	.	.
17	Hudson Clark	12	9	13	22	1-4	.	.	1
24	LaDarrius Bishop	12	8	7	15	.	.	.	3
0	Markell Utsey	11	3	11	14	2-10	1-8	.	1	4
4	Malik Chavis	11	8	6	14	.	.	1-3
58	Jashaud Stewart	13	4	3	7	1
28	Andrew Parker	12	4	3	7	1-5	1-5	.	.	2
45	Jackson Woodard	11	5	2	7
22	Deon Edwards	11	.	6	6	0.5-1	.	.	.	2
11	Mataio Soli	12	.	6	6	1-2	0.5-2
19	Khari Johnson	5	4	1	5	.	.	.	1
37	Eric Thomas Jr.	12	.	5	5	0.5-1
3	Nick Turner	12	1	2	3
90	Marcus Miller	2	1	1	2
6	Jacorrei Turner	11	1	1	2	1-1	.	.	1
18	Trent Gordon	8	1	1	2
41	T.J. Hammonds	13	1	1	2
14	Nathan Parodi	12	2	.	2
40	Chris Paul Jr.	4	.	1	1	0.5-1
16	Treyton Burks	12	1	.	1
19	Tyson Morris	13	1	.	1
23	Devin Bush	3	1	.	1
30	Reid Bauer	13	1	.	1
92	Cameron Ball	2	.	1	1	1
57	Shane Clenin	13	1	.	1
0	Aj Green	12	.	1	1
5	Dorian Gerald	1	1
35	Jake Yurachek	13	1	.
Totals		13	407	546	953	79-263	24-150	13-97	42	44	3-7	4	1	0
Opponents		13	485	498	983	88-330	30-190	5-9	33	23	6-0	12	2	0

ARKANSAS INDIVIDUAL GAME HIGHS

RUSHES	22	Trelon Smith vs Rice (09/04/2021)
YARDS RUSHING	139	Raheim Sanders at Ole Miss (10/09/2021)
TD RUSHES	3	K.J. Jefferson at Ole Miss (10/09/2021)
LONG RUSH	49	K.J. Jefferson vs Missouri (11/26/2021)
	49	Treyton Burks vs Ark.-Pine Bluff (10/23/2021)
PASS ATTEMPTS	35	K.J. Jefferson vs Auburn (10/16/2021)
	35	K.J. Jefferson at Ole Miss (10/09/2021)
PASS COMPLETIONS	25	K.J. Jefferson at Ole Miss (10/09/2021)
YARDS PASSING	366	K.J. Jefferson vs Ga. Southern (09/18/2021)
TD PASSES	4	K.J. Jefferson vs Ark.-Pine Bluff (10/23/2021)
LONG PASS	91	K.J. Jefferson vs Ga. Southern (09/18/2021)
RECEPTIONS	9	Treyton Burks vs Auburn (10/16/2021)
YARDS RECEIVING	179	Treyton Burks at Alabama (11/20/2021)
TD RECEPTIONS	2	Treyton Burks at Alabama (11/20/2021)
	2	Treyton Burks vs Ark.-Pine Bluff (10/23/2021)
	2	Treyton Burks vs Auburn (10/16/2021)
LONG RECEPTION	91	Treyton Burks vs Ga. Southern (09/18/2021)
PUNTS	7	Reid Bauer at LSU (11/13/2021)
	7	Reid Bauer at Georgia (10/02/2021)
PUNTING AVG	50.5	Reid Bauer vs Mississippi St. (11/06/2021)
LONG PUNT	61	Reid Bauer vs Missouri (11/26/2021)
PUNTS INSIDE 20	3	Reid Bauer vs Penn St. (N) (01/01/2022)
	3	Reid Bauer at Georgia (10/02/2021)
LONG PUNT RETURN	80	Nathan Parodi vs Ark.-Pine Bluff (10/23/2021)
LONG KICKOFF RETURN	42	LaDarius Bishop vs Rice (09/04/2021)
TACKLES	15	Hayden Henry vs Texas (09/11/2021)
SACKS	2	Tre Williams vs Mississippi St. (11/06/2021)
	2	Tre Williams vs Texas A&M (N) (09/25/2021)
TACKLES FOR LOSS	2.5	Grant Morgan vs Texas (09/11/2021)
	2.5	Hayden Henry vs Texas (09/11/2021)

ARKANSAS TEAM GAME HIGHS

RUSHES	58	vs Penn St. (N) (01/01/2022)
	58	at Ole Miss (10/09/2021)
YARDS RUSHING	353	vs Penn St. (N) (01/01/2022)
YARDS PER RUSH	7.1	Ark.-Pine Bluff (10/23/2021)
TD RUSHES	4	at Ole Miss (10/09/2021)
	4	Texas (09/11/2021)
	4	Rice (09/04/2021)
PASS ATTEMPTS	35	Auburn (10/16/2021)
	35	at Ole Miss (10/09/2021)
PASS COMPLETIONS	25	at Ole Miss (10/09/2021)
YARDS PASSING	364	Ga. Southern (09/18/2021)
YARDS PER PASS	14.6	Ga. Southern (09/18/2021)
TD PASSES	4	at Alabama (11/20/2021)
	4	Ark.-Pine Bluff (10/23/2021)
TOTAL PLAYS	93	at Ole Miss (10/09/2021)
TOTAL OFFENSE	676	at Ole Miss (10/09/2021)
YARDS PER PLAY	8.7	Ga. Southern (09/18/2021)
POINTS	51	at Ole Miss (10/09/2021)
SACKS BY	4	at Alabama (11/20/2021)
FIRST DOWNS	39	at Ole Miss (10/09/2021)
PENALTIES	13	Rice (09/04/2021)
	13	at Georgia (10/02/2021)
PENALTY YARDS	117	Rice (09/04/2021)
TURNOVERS	2	vs Penn St. (N) (01/01/2022)
	2	Ark.-Pine Bluff (10/23/2021)
	2	at Ole Miss (10/09/2021)
PUNTS	8	at Georgia (10/02/2021)
	8	at LSU (11/13/2021)
PUNTING AVG	50.5	Mississippi St. (11/06/2021)
LONG PUNT	61	Missouri (11/26/2021)
PUNTS INSIDE 20	3	at Georgia (10/02/2021)
	3	vs Penn St. (N) (01/01/2022)
LONG PUNT RETURN	80	Ark.-Pine Bluff (10/23/2021)

OPPONENT INDIVIDUAL GAME HIGHS

RUSHES	41	Tyler Badie vs Missouri (11/26/2021)
YARDS RUSHING	219	Tyler Badie vs Missouri (11/26/2021)
TD RUSHES	3	Snoop Conner at Ole Miss (10/09/2021)
LONG RUSH	76	Justin Tomlin vs Ga. Southern (09/18/2021)
PASS ATTEMPTS	48	Will Rogers vs Mississippi St. (11/06/2021)
PASS COMPLETIONS	36	Will Rogers vs Mississippi St. (11/06/2021)
YARDS PASSING	559	Bryce Young at Alabama (11/20/2021)
TD PASSES	5	Bryce Young at Alabama (11/20/2021)
LONG PASS	79	Bryce Young at Alabama (11/20/2021)
RECEPTIONS	10	John Metchie at Alabama (11/20/2021)
YARDS RECEIVING	190	Jameson Williams at Alabama (11/20/2021)
TD RECEPTIONS	3	Jameson Williams at Alabama (11/20/2021)
LONG RECEPTION	79	Jameson Williams at Alabama (11/20/2021)
FIELD GOALS	3	Harrison Mevis vs Missouri (11/26/2021)
	3	Jack Podlesny at Georgia (10/02/2021)
LONG FIELD GOALS	50	Caden Costa at Ole Miss (10/09/2021)
PUNTS	10	Anthony Beck II vs Ga. Southern (09/18/2021)
PUNTING AVG	48.0	Anthony Beck II vs Ga. Southern (09/18/2021)
LONG PUNT	61	Sean Koetting vs Missouri (11/26/2021)
PUNTS INSIDE 20	5	Nik Constantinou vs Texas A&M (N) (09/25/2021)
LONG PUNT RETURN	30	Braylon Sanders at Ole Miss (10/09/2021)
LONG KICKOFF RETURN	33	Jo'quavious Marks vs Mississippi St. (11/06/2021)
TACKLES	15	Zakoby McClain vs Auburn (10/16/2021)
SACKS	3	Smith Vilbert vs Penn St. (N) (01/01/2022)
TACKLES FOR LOSS	3.5	Will Anderson Jr. at Alabama (11/20/2021)
	3.5	Micah Baskerville at LSU (11/13/2021)
INTERCEPTIONS	2	Ji'Ayir Brown vs Penn St. (N) (01/01/2022)

OPPONENT TEAM GAME HIGHS

RUSHES	56	at Georgia (10/02/2021)
YARDS RUSHING	324	at Ole Miss (10/09/2021)
YARDS PER RUSH	6.6	at Ole Miss (10/09/2021)
TD RUSHES	5	at Ole Miss (10/09/2021)
PASS ATTEMPTS	48	Mississippi St. (11/06/2021)
PASS COMPLETIONS	36	Mississippi St. (11/06/2021)
YARDS PASSING	559	at Alabama (11/20/2021)
YARDS PER PASS	14.0	at Alabama (11/20/2021)
TD PASSES	5	at Alabama (11/20/2021)
TOTAL PLAYS	79	at LSU (11/13/2021)
TOTAL OFFENSE	671	at Alabama (11/20/2021)
YARDS PER PLAY	8.8	at Alabama (11/20/2021)
POINTS	52	at Ole Miss (10/09/2021)
SACKS BY	5	vs Penn St. (N) (01/01/2022)
FIRST DOWNS	29	at Alabama (11/20/2021)
PENALTIES	11	vs Texas A&M (N) (09/25/2021)
PENALTY YARDS	77	Mississippi St. (11/06/2021)
TURNOVERS	3	Rice (09/04/2021)
	3	at LSU (11/13/2021)
PUNTS	10	Ga. Southern (09/18/2021)
PUNTING AVG	48.0	Ga. Southern (09/18/2021)
LONG PUNT	61	Missouri (11/26/2021)
PUNTS INSIDE 20	5	vs Texas A&M (N) (09/25/2021)
LONG PUNT RETURN	30	at Ole Miss (10/09/2021)

ARKANSAS 3RD-DOWN CONVERSIONS

Date	Opponent	Score	Overall	1st Qtr	2nd Qtr	3rd Qtr	4th Qtr	Overtime
09/04/2021	Rice	W 38-17	3-11 27.3	1-4 25.0	0-2 0.0	1-3 33.3	1-2 50.0	0-1 0.0
09/11/2021	Texas	W 40-21	5-12 41.7	1-5 20.0	1-3 33.3	1-2 50.0	2-2 100.0	0-0 0.0
09/18/2021	Ga. Southern	W 45-10	7-15 46.7	2-4 50.0	1-4 25.0	1-3 33.3	3-4 75.0	0-0 0.0
09/25/2021	vs Texas A&M	W 20-10	3-13 23.1	0-1 0.0	1-3 33.3	0-3 0.0	2-6 33.3	0-0 0.0
10/02/2021	at Georgia	L 0-37	3-12 25.0	0-2 0.0	1-4 25.0	0-3 0.0	2-3 66.7	0-0 0.0
10/09/2021	at Ole Miss	L 51-52	7-13 53.8	3-5 60.0	1-3 33.3	1-2 50.0	2-3 66.7	0-0 0.0
10/16/2021	Auburn	L 23-38	10-19 52.6	2-4 50.0	4-6 66.7	4-7 57.1	0-2 0.0	0-0 0.0
10/23/2021	Ark.-Pine Bluff	W 45-3	2-9 22.2	1-3 33.3	1-2 50.0	0-2 0.0	0-2 0.0	0-0 0.0
11/06/2021	Mississippi St.	W 31-28	6-13 46.2	2-4 50.0	1-3 33.3	1-2 50.0	2-4 50.0	0-0 0.0
11/13/2021	at LSU	Wot1 16-13	3-16 18.8	0-3 0.0	1-5 20.0	2-5 40.0	0-2 0.0	0-0 0.0
11/20/2021	at Alabama	L 35-42	7-16 43.8	1-3 33.3	3-6 50.0	2-3 66.7	1-4 25.0	0-0 0.0
11/26/2021	Missouri	W 34-17	4-11 36.4	0-2 0.0	2-4 50.0	1-2 50.0	1-3 33.3	0-0 0.0
01/01/2022	vs Penn St.	W 24-10	4-14 28.6	1-4 25.0	2-5 40.0	0-2 0.0	1-3 33.3	0-0 0.0
Arkansas			64-174 36.8	14-44 31.8	19-50 38.0	14-39 35.9	17-40 42.5	0-1 0.0
Opponents			62-185 33.5	13-47 27.7	15-52 28.8	16-47 34.0	17-38 44.7	1-1 100.0

ARKANSAS 4TH-DOWN CONVERSIONS

Date	Opponent	Score	Overall	1st Qtr	2nd Qtr	3rd Qtr	4th Qtr	Overtime
09/04/2021	Rice	W 38-17	0-1 0.0	0-0 0.0	0-0 0.0	0-1 0.0	0-0 0.0	0-0 0.0
09/11/2021	Texas	W 40-21	1-1 100.0	1-1 100.0	0-0 0.0	0-0 0.0	0-0 0.0	0-0 0.0
09/18/2021	Ga. Southern	W 45-10	1-1 100.0	0-0 0.0	0-0 0.0	0-0 0.0	1-1 100.0	0-0 0.0
09/25/2021	vs Texas A&M	W 20-10	0-1 0.0	0-0 0.0	0-1 0.0	0-0 0.0	0-0 0.0	0-0 0.0
10/02/2021	at Georgia	L 0-37	0-0 0.0	0-0 0.0	0-0 0.0	0-0 0.0	0-0 0.0	0-0 0.0
10/09/2021	at Ole Miss	L 51-52	2-2 100.0	1-1 100.0	1-1 100.0	0-0 0.0	0-0 0.0	0-0 0.0
10/16/2021	Auburn	L 23-38	0-3 0.0	0-0 0.0	0-1 0.0	0-1 0.0	0-1 0.0	0-0 0.0
10/23/2021	Ark.-Pine Bluff	W 45-3	1-2 50.0	0-0 0.0	1-1 100.0	0-1 0.0	0-0 0.0	0-0 0.0
11/06/2021	Mississippi St.	W 31-28	0-0 0.0	0-0 0.0	0-0 0.0	0-0 0.0	0-0 0.0	0-0 0.0
11/13/2021	at LSU	Wot1 16-13	1-2 50.0	0-0 0.0	0-0 0.0	1-2 50.0	0-0 0.0	0-0 0.0
11/20/2021	at Alabama	L 35-42	3-3 100.0	0-0 0.0	1-1 100.0	0-0 0.0	2-2 100.0	0-0 0.0
11/26/2021	Missouri	W 34-17	0-0 0.0	0-0 0.0	0-0 0.0	0-0 0.0	0-0 0.0	0-0 0.0
01/01/2022	vs Penn St.	W 24-10	3-3 100.0	2-2 100.0	0-0 0.0	1-1 100.0	0-0 0.0	0-0 0.0
Arkansas			12-19 63.2	4-4 100.0	3-5 60.0	2-6 33.3	3-4 75.0	0-0 0.0
Opponents			15-25 60.0	5-7 71.4	1-2 50.0	3-8 37.5	6-8 75.0	0-0 0.0

ARKANSAS TIME OF POSSESSION

Date	Opponent	Score	Overall	1st Qtr	2nd Qtr	3rd Qtr	4th Qtr	Overtime
09/04/2021	Rice	W 38-17	26:06	04:48	07:34	07:40	06:04	00:00
09/11/2021	Texas	W 40-21	31:03	09:08	07:41	06:42	07:32	00:00
09/18/2021	Ga. Southern	W 45-10	33:06	08:24	06:57	05:07	12:38	00:00
09/25/2021	vs Texas A&M	W 20-10	30:50	03:28	07:26	07:52	12:04	00:00
10/02/2021	at Georgia	L 0-37	23:28	03:43	08:45	05:28	05:32	00:00
10/09/2021	at Ole Miss	L 51-52	35:35	09:32	09:03	07:53	09:07	00:00
10/16/2021	Auburn	L 23-38	29:57	06:49	08:09	12:03	02:56	00:00
10/23/2021	Ark.-Pine Bluff	W 45-3	20:42	07:01	04:30	04:48	04:23	00:00
11/06/2021	Mississippi St.	W 31-28	27:46	09:12	05:42	03:37	09:15	00:00
11/13/2021	at LSU	Wot1 16-13	27:20	04:34	08:21	10:20	04:05	00:00
11/20/2021	at Alabama	L 35-42	29:30	06:34	08:50	03:22	10:44	00:00
11/26/2021	Missouri	W 34-17	24:49	05:04	06:28	02:20	10:57	00:00
01/01/2022	vs Penn St.	W 24-10	36:13	10:16	07:31	08:28	09:58	00:00
Arkansas			Total 376:25	88:33	96:57	85:40	105:15	00:00
			Avg. 28:57	06:49	07:27	06:35	08:06	00:00
Opponents			Total 397:35	83:32	120:58	90:20	102:45	00:00
			Avg. 30:35	06:26	09:18	06:57	07:54	00:00

ARKANSAS PASSING GAME-BY-GAME STATISTICS

#1 K.J. Jefferson	Comp	Att	Int	Pct	Yards	TD	Long	Sacked	Effic.
Rice	12	21	1	57.1	128	1	31	2-13	114.5
Texas	14	19	1	73.7	138	0	45	0-0	124.2
Ga. Southern	13	23	0	56.5	366	3	91	0-0	233.2
Texas A&M	7	15	0	46.7	212	2	85	1-5	209.4
Georgia	8	13	0	61.5	65	0	22	3-21	103.5
Ole Miss	25	35	1	71.4	326	3	46	1-7	172.2
Auburn	21	35	0	60.0	228	2	30	3-19	133.6
Ark.-Pine Bluff	10	17	0	58.8	194	4	39	0-0	232.3
Mississippi St.	19	23	0	82.6	191	1	25	3-13	166.7
LSU	18	25	0	72.0	142	1	43	3-21	132.9
Alabama	22	30	0	73.3	326	3	66	3-23	197.6
Missouri	15	19	0	78.9	262	1	55	3-15	212.1
Penn St.	14	19	1	73.7	98	0	21	5-24	106.5
Totals	198	294	4	67.3	2676	21	91	27-161	164.7

#4 Malik Hornsby	Comp	Att	Int	Pct	Yards	TD	Long	Sacked	Effic.
Ga. Southern	1	1	0	100.0	-2	0	0	0-0	83.2
Texas A&M	1	3	0	33.3	7	0	7	1-8	52.9
Georgia	2	3	0	66.7	22	0	19	1-4	128.3
Ark.-Pine Bluff	1	5	0	20.0	19	0	19	1-17	51.9
Totals	5	12	0	41.7	46	0	19	3-29	73.9

#9 John Stephen Jones	Comp	Att	Int	Pct	Yards	TD	Long	Sacked	Effic.
Ga. Southern	0	1	0	0.0	0	0	0	0-0	0.0
Totals	0	1	0	0.0	0	0	0	0-0	0.0

#10 De'Vion Warren	Comp	Att	Int	Pct	Yards	TD	Long	Sacked	Effic.
Mississippi St.	0	1	0	0.0	0	0	0	0-0	0.0
Missouri	0	1	0	0.0	0	0	0	0-0	0.0
Totals	0	2	0	0.0	0	0	0	0-0	0.0

#16 Treyton Burks	Comp	Att	Int	Pct	Yards	TD	Long	Sacked	Effic.
Mississippi St.	0	1	0	0.0	0	0	0	0-0	0.0
LSU	0	1	0	0.0	0	0	0	0-0	0.0
Totals	0	2	0	0.0	0	0	0	0-0	0.0

#30 Reid Bauer	Comp	Att	Int	Pct	Yards	TD	Long	Sacked	Effic.
Alabama	1	1	0	100.0	32	1	32	0-0	698.8
Totals	1	1	0	100.0	32	1	32	0-0	698.8

#84 Warren Thompson	Comp	Att	Int	Pct	Yards	TD	Long	Sacked	Effic.
Texas A&M	1	1	0	100.0	27	0	27	0-0	326.8
Penn St.	0	1	1	0.0	0	0	0	0-0	-200.0
Totals	1	2	1	50.0	27	0	27	0-0	63.4

ARKANSAS RUSHING/RECEIVING GAME-BY-GAME STATISTICS

Player	No-Yds/TD	Rice	UT	GS	TA&M	UGa	OM	AUB	UAPB	MSU	LSU	Bama	MOST	PSU
K.J. Jefferson	146-664/6	9-89/2	10-73/0	5-18/0	8-50/0	8-5/0	20-85/3	18-66/0	3-33/0	11-14/0	15-41/0	13-22/0	6-58/0	20-110/1
Trelon Smith	119-598/5	22-102/1	12-75/1	8-39/1	17-82/0	3-4/0	11-85/1	10-48/0	7-24/0	5-17/0	6-37/0	9-42/0	7-37/1	2-6/0
Raheim Sanders	114-578/5	7-44/0	8-50/1	10-43/0	6-27/0	6-21/0	17-139/0	16-64/0	9-46/0	8-26/0	-	6-18/0	8-21/2	13-79/2
Dominique Johnson	97-575/7	4-16/1	6-44/1	5-72/1	6-19/0	2-6/0	4-19/0	6-42/1	6-91/0	17-107/2	15-40/0	9-23/1	6-19/0	11-77/0
AJ Green	47-227/1	DNP	7-67/1	7-37/0	3-2/0	6-28/0	3-16/0	4-12/0	9-36/0	-	-	2-8/0	2-1/0	4-26/0
Malik Hornsby	24-136/1	DNP	1-29/0	5-22/1	6-12/0	4-11/0	1-6/0	DNP	3-1/0	DNP	DNP	DNP	DNP	4-67/0
Treyton Burks	14-112/1	1--2/0	-	1-2/0	1-14/0	-	1-1/0	-	2-56/1	3-39/0	1-5/0	2--4/0	2-1/0	DNP
De'Vion Warren	5-42/0	-	-	-	-	-	1-11/0	-	1-5/0	-	-	-	1-32/0	2--6/0
Javion Hunt	4-19/0	DNP	DNP	4-19/0	DNP	DNP	DNP	DNP	DNP	DNP	DNP	DNP	DNP	DNP
Josh Oglesby	4-19/0	DNP	1-2/0	3-17/0	DNP	DNP	DNP	DNP	DNP	DNP	DNP	DNP	DNP	DNP
Reid Bauer	1-23/0	-	-	-	-	-	-	-	-	-	1-23/0	-	-	-
T.J. Hammonds	1--1/0	-	-	-	-	-	-	-	1--1/0	-	-	-	-	-

Receiving

Player	No-Yds/TD	Rice	UT	GS	TA&M	UGa	OM	AUB	UAPB	MSU	LSU	Bama	MOST	PSU
Treyton Burks	66-1104/11	5-42/0	5-37/0	3-127/1	6-167/1	3-10/0	7-136/1	9-109/2	4-89/2	5-63/1	4-16/0	8-179/2	7-129/1	DNP
Tyson Morris	24-337/2	3-42/1	1-45/0	2-61/1	1-21/0	1-9/0	3-26/0	3-32/0	-	3-38/0	3-31/0	1-0/0	-	3-32/0
Trey Knox	20-141/1	-	-	-	-	-	5-37/1	-	DNP	4-26/0	3-10/0	4-47/0	2-10/0	2-11/0
Warren Thompson	19-304/2	-	3-21/0	1-60/1	1-10/0	2-12/0	4-76/1	2-27/0	-	2-12/0	1-23/0	2-51/0	-	1-12/0
De'Vion Warren	16-252/0	2-14/0	1-8/0	3-67/0	-	-	1-12/0	-	3-51/0	-	1-4/0	-	2-63/0	3-33/0
Blake Kern	15-183/2	1-14/0	2-8/0	1-21/0	-	1-18/0	-	1-16/0	2-25/1	-	2-20/0	3-47/1	1-6/0	1-8/0
Raheim Sanders	11-109/1	-	-	-	-	1-22/0	3-26/0	1-7/0	-	3-41/0	1--3/0	2-16/1	-	-
AJ Green	7-84/1	DNP	1-9/0	2-20/0	1-48/1	1-3/0	-	-	-	-	-	2-10/0	-	-
Dominique Johnson	7-71/1	-	-	-	-	-	1-11/0	2-16/0	-	1-7/0	2-40/1	-	-	1--3/0
Ketron Jackson Jr.	5-97/1	1-16/0	-	-	-	-	-	1--1/0	1-29/1	-	-	-	2-53/0	-
Hudson Henry	4-27/0	-	-	-	-	DNP	DNP	2-22/0	-	1-4/0	1-1/0	DNP	-	-
Trelon Smith	4-21/0	-	1-10/0	-	-	-	1-2/0	-	-	-	-	1-8/0	1-1/0	-
Jaquayln Crawford	3-27/0	-	-	2-8/0	-	-	DNP	-	1-19/0	DNP	DNP	DNP	DNP	DNP
Bryce Stephens	3-5/0	DNP	DNP	-	DNP	DNP	DNP	DNP	-	DNP	-	DNP	DNP	3-5/0
John David White	1-19/0	DNP	DNP	-	DNP	1-19/0	DNP	DNP	-	DNP	DNP	DNP	DNP	-

ARKANSAS RETURNS GAME-BY-GAME STATISTICS

Player	No-Yds	Rice	UT	GS	TA&M	UGa	OM	AUB	UAPB	MSU	LSU	Bama	MOST	PSU
Nathan Parodi	18-205	-	1-7	3-13	3-3	1-10	1-4	1-4	4-114	1-8	DNP	-	2-34	1-8
Bryce Stephens	3-53	DNP	DNP	-	DNP	DNP	DNP	DNP	1-27	DNP	2-26	DNP	DNP	-
Greg Brooks, Jr.	2-2	1-4	1--2	-	-	-	-	-	-	-	-	-	-	-
Mataio Soli	1-4	-	1-4	-	-	-	-	-	-	-	-	-	-	DNP
Harper Cole	1-0	DNP	DNP	-	DNP	DNP	DNP	DNP	-	DNP	-	DNP	1-0	-

Kick Returns

Player	No-Yds	Rice	UT	GS	TA&M	UGa	OM	AUB	UAPB	MSU	LSU	Bama	MOST	PSU
AJ Green	9-147	DNP	-	-	-	2-15	3-60	1-31	1--3	-	2-44	-	-	-
LaDarius Bishop	6-144	4-108	-	2-36	-	-	-	DNP	-	-	-	-	-	-
Raheim Sanders	1-19	-	1-19	-	-	-	-	-	-	-	-	-	-	-
Treyton Burks	1-0	-	-	-	-	-	-	-	-	-	-	-	1-0	DNP

Interceptions Returns

Player	No-Yds	Rice	UT	GS	TA&M	UGa	OM	AUB	UAPB	MSU	LSU	Bama	MOST	PSU
Montaric Brown	5-0	1-5	-	-	1-0	-	-	1--3	-	-	1-0	-	1--2	-
Jalen Catalon	2-83	2-83	-	-	-	-	-	DNP	DNP	DNP	DNP	DNP	DNP	DNP
Myles Slusher	2-11	DNP	DNP	-	-	-	-	-	1-11	-	1-0	-	-	-
Malik Chavis	1-3	-	-	-	-	DNP	-	-	1-3	-	-	-	DNP	-
Joe Foucha	1-0	-	-	-	-	-	-	-	-	-	-	-	-	1-0
Greg Brooks, Jr.	1-0	-	-	-	-	-	-	-	-	-	-	-	-	1-0
Grant Morgan	1-0	-	-	-	-	-	-	-	-	1-0	-	-	-	-

ARKANSAS TACKLES FOR LOSS GAME-BY-GAME STATISTICS

Player	UA-A	Total	Rice	UT	GS	TA&M	UGa	OM	AUB	UAPB	MSU	LSU	Bama	MOST	PSU
Hayden Henry	9-6	12.0	1.0-1	2.5-4	-	2.0-4	-	1.0-2	1.0-1	-	-	1.0-10	1.0-16	1.0-3	1.5-14
Joe Foucha	6-3	7.5	-	1.5-4	-	1.0-1	-	1.5-2	-	1.5-9	-	-	1.0-1	-	1.0-10
Bumper Pool	6-3	7.5	1.5-2	-	0.5-0	1.0-2	-	1.5-2	-	1.0-1	-	2.0-6	-	-	-
Grant Morgan	5-4	7.0	-	2.5-6	-	1.0-6	1.0-1	-	1.0-2	-	-	1.5-2	-	-	-
Tre Williams	5-3	6.5	-	0.5-2	2.0-9	2.0-13	-	-	-	2.0-3	-	-	-	-	DNP
Zach Williams	3-5	5.5	0.5-2	0.5-0	-	-	1.0-1	-	-	1.5-8	-	0.5-1	1.5-5	-	-
Eric Gregory	3-2	4.0	0.5-1	-	-	-	-	-	-	-	-	2.0-10	-	-	1.5-1
John Ridgeway	2-4	4.0	DNP	1.0-5	1.0-1	0.5-2	-	-	0.5-0	-	-	1.0-5	-	-	-
Isaiah Nichols	1-5	3.5	1.0-7	0.5-1	-	-	-	-	0.5-1	1.0-0	0.5-3	-	-	-	-
Myles Slusher	2-2	3.0	DNP	DNP	-	-	-	-	-	1.0-5	-	-	1.0-3	-	1.0-1
Taurean Carter	2-2	3.0	0.5-1	-	-	-	-	-	-	1.0-3	-	1.0-2	0.5-1	-	-
Greg Brooks, Jr.	2-1	2.5	0.5-0	-	1.0-6	1.0-6	-	-	-	-	-	-	-	-	-
Jayden Johnson	2-0	2.0	-	DNP	1.0-4	DNP	1.0-3	-	-	-	-	-	-	-	-
Markell Utsey	1-2	2.0	-	-	0.5-5	-	1.0-2	-	DNP	DNP	0.5-3	-	-	-	-
Jalen Catalon	1-1	1.5	1.0-2	-	-	-	-	0.5-1	DNP	DNP	DNP	DNP	DNP	DNP	DNP
Andrew Parker	1-0	1.0	-	-	-	-	-	-	-	1.0-5	-	DNP	-	-	-
Hudson Clark	1-0	1.0	-	-	-	-	-	-	-	-	-	DNP	1.0-4	-	-
Simeon Blair	1-0	1.0	-	-	-	-	-	-	-	-	-	-	1.0-4	-	-
Jacorre Turner	1-0	1.0	-	DNP	-	-	-	-	-	1.0-1	-	DNP	-	-	-
Montaric Brown	0-2	1.0	-	-	-	0.5-2	-	0.5-1	-	-	-	-	-	-	-
Mataio Soli	0-2	1.0	0.5-2	-	-	-	-	-	-	0.5-0	-	-	-	-	DNP
Eric Thomas Jr.	0-1	0.5	-	-	-	-	-	-	0.5-1	-	DNP	-	-	-	-
Chris Paul Jr.	0-1	0.5	DNP	DNP	-	DNP	DNP	DNP	0.5-1	DNP	DNP	DNP	-	-	-
Deon Edwards	0-1	0.5	-	-	-	DNP	-	DNP	-	0.5-1	-	-	-	-	-

ARKANSAS SACKS GAME-BY-GAME STATISTICS

Player	UA-A	Total	Rice	UT	GS	TA&M	UGa	OM	AUB	UAPB	MSU	LSU	Bama	MOST	PSU
Tre Williams	5-2	6	-	0.5-2	1.5-8	2-13	-	-	-	-	2-3	-	-	-	DNP
Hayden Henry	4-0	4	-	-	-	1-1	-	-	-	-	-	1-10	1-16	-	1-13
Zach Williams	2-1	2.5	0.5-2	-	-	-	-	-	-	1-7	-	-	1-4	-	-
John Ridgeway	2-0	2	DNP	1-5	-	-	-	-	-	-	-	1-5	-	-	-
Joe Foucha	1-1	1.5	-	-	-	-	-	-	-	0.5-4	-	-	-	-	1-10
Isaiah Nichols	1-1	1.5	1-7	-	-	-	-	-	-	-	0.5-3	-	-	-	-
Simeon Blair	1-0	1	-	-	-	-	-	-	-	-	-	-	1-4	-	-
Andrew Parker	1-0	1	-	-	-	-	-	-	-	1-5	-	DNP	-	-	-
Eric Gregory	1-0	1	-	-	-	-	-	-	-	-	-	-	1-9	-	-
Taurean Carter	1-0	1	-	-	-	-	-	-	-	-	-	1-2	-	-	-
Markell Utsey	0-2	1	-	-	0.5-5	-	-	-	DNP	DNP	0.5-3	-	-	-	-
Myles Slusher	0-1	0.5	DNP	DNP	-	-	-	-	-	0.5-4	-	-	-	-	-
Mataio Soli	0-1	0.5	0.5-2	-	-	-	-	-	-	-	-	-	-	-	DNP
Grant Morgan	0-1	0.5	-	0.5-3	-	-	-	-	-	-	-	-	-	-	-

ARKANSAS TOTAL TACKLES GAME-BY-GAME STATISTICS

Player	S-A	Total	Rice	UT	GS	TA&M	UGa	OM	AUB	UAPB	MSU	LSU	Bama	MOST	PSU
Bumper Pool	45-80	125	3-11	1-9	3-3	5-3	7-4	5-7	2-6	1-7	0-10	6-7	3-4	5-8	4-1
Grant Morgan	40-61	101	0-1	4-9	2-4	4-1	7-5	3-10	1-6	1-2	1-6	8-3	5-6	2-5	2-3
Hayden Henry	50-50	100	2-3	3-12	0-4	5-2	3-5	5-6	3-5	3-0	4-4	9-1	2-3	7-3	4-2
Joe Foucha	34-41	75	2-3	2-6	2-3	3-2	2-2	2-9	2-1	1-1	5-4	2-1	4-2	1-5	6-2
Montaric Brown	24-30	54	1-2	1-1	3-1	3-3	4-2	3-2	1-7	0-1	2-2	2-3	4-1	0-4	0-1
Myles Slusher	33-17	50	DNP	DNP	0-1	-	0-1	-	4-3	2-2	5-2	6-0	5-4	6-4	5-0
Greg Brooks, Jr.	23-25	48	3-3	1-1	1-2	2-2	3-4	2-5	4-1	-	1-3	0-1	2-3	-	4-0
Jalen Catalon	22-24	46	6-5	3-5	6-3	1-1	4-3	2-7	DNP	DNP	DNP	DNP	DNP	DNP	DNP
John Ridgeway	11-28	39	DNP	3-3	0-4	0-1	0-7	0-2	1-3	0-2	2-2	2-1	0-1	3-2	-
Simeon Blair	23-15	38	0-1	0-2	1-0	1-1	1-2	3-2	3-1	1-0	1-2	5-0	4-1	1-3	2-0
Tre Williams	11-17	28	0-5	0-2	1-3	4-0	-	-	0-2	-	4-0	0-2	1-2	1-1	DNP
Eric Gregory	7-20	27	0-3	0-2	1-0	-	0-3	0-3	1-2	0-2	0-1	1-3	2-0	-	2-1
Jayden Johnson	9-15	24	1-0	DNP	1-1	DNP	1-3	1-0	0-1	0-2	1-2	2-4	1-2	1-0	-
Taurean Carter	6-18	24	1-5	0-1	1-3	0-1	1-1	0-1	1-0	1-2	-	1-0	0-1	0-3	-
Zach Williams	7-16	23	2-2	1-1	0-3	0-2	1-1	-	-	1-4	-	0-1	1-2	1-0	-
Hudson Clark	9-13	22	-	0-1	-	1-0	1-1	1-0	1-2	-	2-1	0-1	DNP	2-5	1-2
Isaiah Nichols	5-17	22	1-0	0-3	0-1	-	-	-	1-2	1-2	1-2	0-1	-	0-3	1-3
LaDarrius Bishop	8-7	15	0-1	1-1	-	1-1	-	0-1	DNP	-	1-1	2-0	2-2	1-0	-
Malik Chavis	8-6	14	0-1	-	-	0-1	DNP	1-0	-	-	2-2	2-0	2-2	DNP	1-0
Markell Utsey	3-11	14	0-1	-	1-2	1-0	1-2	0-1	DNP	DNP	0-1	-	0-1	0-2	0-1
Jackson Woodard	5-2	7	1-0	0-1	-	DNP	-	DNP	1-0	2-1	-	1-0	-	-	-
Andrew Parker	4-3	7	2-2	-	-	-	-	-	-	2-1	-	DNP	-	-	-
Jashaud Stewart	4-3	7	1-1	-	-	-	1-0	-	1-0	0-1	-	0-1	-	1-0	-
Mataio Soli	0-6	6	0-1	0-1	-	-	-	-	-	0-4	-	-	-	-	DNP
Deon Edwards	0-6	6	-	-	0-1	DNP	-	DNP	-	0-4	-	-	0-1	-	-
Khari Johnson	4-1	5	DNP	DNP	1-0	DNP	-	DNP	DNP	1-1	DNP	DNP	1-0	DNP	1-0
Eric Thomas Jr.	0-5	5	0-2	0-1	-	-	-	-	-	0-2	-	DNP	-	-	-
Nick Turner	1-2	3	DNP	0-2	-	-	-	-	-	-	1-0	-	-	-	-
Nathan Parodi	2-0	2	-	-	-	-	-	-	-	2-0	-	DNP	-	-	-
Trent Gordon	1-1	2	0-1	-	DNP	DNP	DNP	DNP	DNP	-	-	-	1-0	-	-
T.J. Hammonds	1-1	2	-	-	-	-	1-0	-	-	-	0-1	-	-	-	-
Marcus Miller	1-1	2	DNP	DNP	DNP	DNP	DNP	DNP	-	1-1	DNP	DNP	DNP	DNP	DNP
Jacorre Turner	1-1	2	-	DNP	0-1	-	-	-	-	1-0	-	DNP	-	-	-
Reid Bauer	1-0	1	-	-	-	-	-	1-0	-	-	-	-	-	-	-
Devin Bush	1-0	1	1-0	DNP	DNP	DNP	-	DNP	DNP	-	DNP	DNP	DNP	DNP	DNP
Treyton Burks	1-0	1	-	1-0	-	-	-	-	-	-	-	-	-	-	DNP
Tyson Morris	1-0	1	-	-	-	-	-	-	-	-	-	-	-	-	1-0
Shane Clinin	1-0	1	-	-	-	-	-	-	-	-	-	-	-	-	1-0
Chris Paul Jr.	0-1	1	DNP	DNP	-	DNP	DNP	DNP	DNP	0-1	DNP	DNP	DNP	-	-
Cameron Ball	0-1	1	DNP	DNP	-	DNP	DNP	DNP	DNP	0-1	DNP	DNP	DNP	DNP	DNP
AJ Green	0-1	1	DNP	-	-	0-1	-	-	-	-	-	-	-	-	-

ARKANSAS FUMBLES GAME-BY-GAME STATISTICS

Player	No-Lost	Rice	UT	GS	TA&M	UGa	OM	AUB	UAPB	MSU	LSU	Bama	MOST	PSU
K.J. Jefferson	5-1	-	-	-	1-0	-	-	1-0	1-1	-	1-0	-	-	1-0
AJ Green	3-0	DNP	-	-	-	1-0	1-0	-	1-0	-	-	-	-	-
Raheim Sanders	2-1	-	-	-	-	-	2-1	-	-	-	-	-	-	-
Malik Hornsby	1-0	DNP	-	-	-	-	DNP	1-0	DNP	DNP	DNP	DNP	-	-
Greg Brooks, Jr.	1-0	-	1-0	-	-	-	-	-	-	-	-	-	-	-
Treyton Burks	1-0	-	-	-	-	-	-	-	-	-	-	1-0	-	DNP
Dominique Johnson	1-0	-	-	-	-	1-0	-	-	-	-	-	-	-	-
Trelon Smith	1-1	-	-	-	-	-	-	-	-	-	-	1-1	-	-
LaDarrius Bishop	1-0	1-0	-	-	-	-	DNP	-	-	-	-	-	-	-
T.J. Hammonds	1-1	-	-	-	-	-	-	-	1-1	-	-	-	-	-

Fumbles Forced

Player	Number	Rice	UT	GS	TA&M	UGa	OM	AUB	UAPB	MSU	LSU	Bama	MOST	PSU
Joe Foucha	1	-	-	-	-	-	-	-	-	1	-	-	-	-
Montaric Brown	1	-	-	-	-	-	-	-	-	-	1	-	-	-
Zach Williams	1	-	1	-	-	-	-	-	-	-	-	-	-	-
Isaiah Nichols	1	1	-	-	-	-	-	-	-	-	-	-	-	-

Fumbles Recovered

Player	Number	Rice	UT	GS	TA&M	UGa	OM	AUB	UAPB	MSU	LSU	Bama	MOST	PSU
Greg Brooks, Jr.	2	-	1	-	-	-	-	-	-	-	1	-	-	-
Montaric Brown	1	-	-	-	-	-	-	-	-	-	-	1	-	-

WEEKLY MEDIA SCHEDULE: CINCINNATI

28 SUN	29 MON	30 TUES	31 WED	1 THURS	2 FRI	3 SAT
No media availability	Noon Presser: Coach Pittman 4 p.m. Practice Viewing	4 p.m. Practice Viewing 5:35 p.m. Zoom: Student-Athletes	2 p.m. Zoom: Coach Pittman	No media availability	No media availability	Gameday Cincinnati Kickoff - 2:30 p.m. TV - ESPN Postgame Presser Coach Pittman & Student-Athletes

ARKANSAS COMMUNICATIONS



KYLE PARKINSON

Associate AD/Communications

Cell(479) 387-4753

Email.....kparkin@uark.edu

Twitter.....@TheOtherKP



OLIVER GRIGG

Assistant Director/Communications

Cell(479) 502-6577

Email.....ogrigg@uark.edu

Twitter.....@Oliver_Grigg



GRACE TAFOLLA

Assistant Director/Communications

Cell(479) 684-9591

Email.....gtafolla@uark.edu

Twitter.....@GraceTafolla

Office: (479) 575-2751

Fax: (479) 575-7481

Fayetteville Press Box: (479) 575-6622

Little Rock Press Box: (501) 663-0514

GAME CREDENTIAL REQUESTS

All requests for media and/or photo credentials must be made online at SportsSystems.com/Arkansas. Requests should be made at least 10 days in advance. Credentials must be requested and will be granted on a game-by-game basis only. No multi-game or full season credentials will be issued.

Credentials will not be mailed. They may be picked up beginning three hours prior to kickoff at the media will call station at the base of the elevator at both Donald W. Reynolds Razorback Stadium in Fayetteville and War Memorial Stadium in Little Rock. Photo identification is required when picking up credentials.

ARKANSAS FTP SITE

An FTP site is available for members of the media. For more information concerning the FTP site, contact Michelle Glover (mlglover@uark.edu).

COLLEGEPRESSBOX.COM

CollegePressBox.com is the official media website for SEC football. Access and download weekly game notes, quotes, statistics, media guides, headshots, logos, flip cards and more for each of the SEC's members. Login information will be distributed to accredited media or you can apply for a password by sending an email to password@collegepressbox.com.

SEC WEEKLY TELECONFERENCE

In conjunction with the Southeastern Conference, head coach Sam Pittman will participate each week in the league's teleconference of football coaches. The teleconferences will be conducted every Wednesday from Aug. 31 to Nov. 16 from 10 a.m. CT to 12:30 p.m. CT. Accredited media members only may access the broadcast-quality teleconference. Callers may participate in the question-and-answer session with an individual coach or all SEC coaches. For more information and the teleconference number, contact the SEC Media Relations Office at (205) 458-3000.

10:00 a.m. Brian Kelly, LSU
10:10 a.m. Kirby Smart, Georgia
10:20 a.m. Billy Napier, Florida
10:30 a.m. OPEN
10:40 a.m. Sam Pittman, Arkansas
10:50 a.m. Josh Heupel, Tennessee
11:00 a.m. Nick Saban, Alabama
11:10 a.m. Shane Beamer, South Carolina
11:20 a.m. Elijah Drinkwitz, Missouri
11:30 a.m. Jimbo Fisher, Texas A&M
11:40 a.m. Mark Stoops, Kentucky
11:50 a.m. Mike Leach, Mississippi State
12:00 p.m. Lane Kiffin, Ole Miss
12:10 p.m. Bryan Harsin, Auburn
12:20 p.m. Clark Lea, Vanderbilt

SAM PITTMAN LIVE

"Sam Pittman Live," Coach Pittman's weekly radio show presented by Lindsey and Westrock Coffee Company airs on Wednesday nights starting at 7 p.m. For the 14th straight year, the one-hour radio show will be broadcast live from the Catfish Hole. The show will be carried throughout the state of Arkansas on the Razorback Sports Network and locally in Fayetteville on 105.3 FM, 99.5, 92.1 FM and 1290 AM.

RAZORBACK FOOTBALL WITH SAM PITTMAN

"Razorback Football with Sam Pittman" is the official television coach's show of Razorback football. The one-hour show will air statewide and throughout the region on numerous television affiliates. A total of 12 shows will air throughout the season on the following stations: KATV (Sunday's at 10:30 p.m.), KFSM (Sunday at 10:30 p.m.) and KNXW (Sunday at 9:30 p.m.). The show will also be available regionally on Cox Sports Television on Wednesdays at 6 p.m. and Fox Sports Southwest on Tuesdays at 4 p.m.

RADIO AFFILIATES

Batesville.....	KWOZ-FM	103.3
Camden.....	KCCY-FM	95.3
Camden.....	KAMD-FM	97.1
Crossett.....	KAGH-FM.....	104.9
Crossett.....	KAGH-AM	800
DeQueen	KDQN-FM	92.1
DeWitt.....	KDEW-FM	97.3
El Dorado.....	KMRX-FM	96.1
Fayetteville.....	KOSM-FM	92.1
Fayetteville.....	KAKS-FM.....	99.5
Fayetteville.....	K237GR.....	95.3
Forrest City.....	KBFC-FM.....	93.5
Fort Smith	KERX-FM	95.3
Glenwood.....	KHGZ-FM.....	98.9
Glenwood.....	KHGZ-AM	670
Hot Springs/Mena.....	KTTG-FM	96.3
Jonesboro	KEGI-FM	100.5
Joplin, Mo.	KHST-FM	101.7
Little Rock.....	KABZ-FM	103.7
Magnolia.....	KZHE-FM	100.5
Marshall	KBCN-FM.....	104.3
Mena.....	KENA-FM.....	104.1
Monett, Mo.	KKBL-FM	95.9
Monticello	KGPO-FM.....	99.9
Morrilton.....	KCON-FM.....	99.3
Mountain Home	KOMT-FM	93.5
Ozark	KDYN-FM.....	96.7
Ozark	KDYN-AM	1540
Searcy	KRZS-FM	99.1
Texarkana	KKTK-AM.....	1400
Tulsa, Okla.	KYAL-FM	99.9
Tulsa, Okla.	KYAL-AM.....	1550
Wynne.....	KWYN-FM.....	92.5