



Saturday, September 10, 2022 • 11:00 a.m. • ESPN • Donald W. Reynolds Razorback Stadium (76,000) • Fayetteville, Ark.

ESPN

Bob Wischusen, Play-By-Play
Dan Orlovsky, Analyst
Kris Budden, Reporter

RAZORBACK/LEARFIELD RADIO NETWORK

Chuck Barrett, Play-By-Play
Quinn Grovey, Analyst
Geno Bell, Reporter

SIRIUS XM RADIO

Sirius XM Channel 138/190
Internet Channel 961

COACHING STAFF

ON THE FIELD (Year at Arkansas)

Sam Pittman - Head Coach (3rd)
Scott Fountain - Asst. HC/Special Teams Coordinator (3rd)
Kendal Briles - Offensive Coordinator/Quarterbacks (3rd)
Deke Adams - Defensive Line (1st)
Dominique Bowman - Cornerbacks (1st)
Kenny Guiton - Wide Receivers (2nd)
Cody Kennedy - Offensive Line (2nd)
Michael Scherer - Linebackers (2nd)
Jimmy Smith - Running Backs (3rd)

IN THE BOOTH

Barry Odom - Assoc. HC/Def. Coordinator/Safeties (3rd)
Dowell Loggains - Tight Ends (2nd)

FOUR DOWNS

8

QB KJ Jefferson has thrown for multiple touchdowns in eight of his 16 career starts, posting six career games with three or more passing touchdowns.

27

Arkansas has totaled 27 interceptions since the start of the 2020 season, tying Alabama for the most interceptions among SEC teams in that span.

100

RB Raheim Sanders recorded Arkansas' first 100-yard rushing effort of the year in the season opener against Cincinnati, surpassing the century mark on the ground for the second time in his career.

333

All-America and All-SEC honoree LB Bumper Pool has totaled the second-most tackles (333) among all FBS defenders since 2019, second to only Troy LB Carlton Martial (378).



SOUTH CAROLINA VS. ARKANSAS



SOUTH CAROLINA GAMECOCKS (1-0, 0-0 SEC)

AP/Coaches Rank: RV/RV

Head Coach: Shane Beamer (Virginia Tech, '00)

Career Record: 8-6 (2nd season)

Record at South Carolina: Same

ARKANSAS RAZORBACKS (1-0, 0-0 SEC)

AP/Coaches Rank: 16/17

Head Coach: Sam Pittman (Pittsburg State [Kan.], '86)

Career Record: 13-11 (3rd season)

Record at Arkansas: Same

THE RUNDOWN

• Fresh off a season-opening win over nationally ranked Cincinnati to kick off the 2022 campaign, the Razorbacks open conference play at home in week two. No. 16 Arkansas clashes with SEC East foe South Carolina on Saturday, Sept. 10, inside Donald W. Reynolds Razorback Stadium. Kickoff between the Hogs and Gamecocks is set for 11 a.m. on ESPN.

• This year marks the first time since 1995 that Arkansas face South Carolina in the month of September. This weekend's matchup with the Gamecocks is the earliest the Hogs have opened SEC play at home since the 2012 season, when Arkansas hosted top-ranked Alabama on Sept. 15.

• QB KJ Jefferson once again displayed why he is one of the most dynamic quarterbacks in college football in the Hogs' season-opening win over Cincinnati. Jefferson completed 18-of-26 passes (69.2%) for 223 yards and three touchdowns while rushing for 62 yards and a score, his fourth career game with at least one passing touchdown and at least one score on the ground. It was also his sixth career game with three or more passing touchdowns.

• RB Raheim 'Rocket' Sanders, who burst onto the scene as a true freshman last year, opened the 2022 season with a bang. The Rockledge, Fla., native logged his second career 100-yard rushing effort in the win over Cincinnati, running for 117 yards on 20 carries (5.8 avg) to finish as the Hogs' leading rusher. Sanders was one of four Razorback ball carriers to rush for at least 500 yards in 2021 - a feat that had not been accomplished at Arkansas since 1975.

• TE Trey Knox delivered a career day in Arkansas' season-opening win over Cincinnati, logging a team-leading six catches for a team-high 75 yards and a career-best two touchdowns. Knox, Arkansas' most experienced returning pass catcher entering the 2022 campaign, has 61 receptions for 671 yards and six touchdowns in 34 career games. The Murfreesboro, Tenn., native shifted to tight end last season after beginning his collegiate career at wide receiver.

• LB Bumper Pool turned in his 18th career double-digit tackle effort in the season opener, carding a team-high 13 tackles with one for loss. Pool, Arkansas' leading tackler in 2021, has posted two consecutive seasons with 100+ total tackles and boasts the second-most tackles (333) among all FBS defenders since 2019. He has racked up 362 career tackles - good for eighth-most all-time at Arkansas.

PASSING

18/26 (69.2%)

223 YDS

3 TD/0 INT




KJ JEFFERSON

RUSHING

20 ATT

117 YDS

0 TD



RAHEIM SANDERS

RECEIVING

6 REC

75 YDS

2 TD



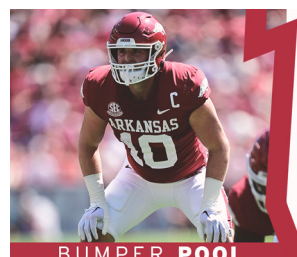
TREY KNOX

TACKLES

13 TOTAL

4 SOLO

1.0 TFL



BUMPER POOL



THE GAME: ARKANSAS vs. SOUTH CAROLINA

INSIDE THE SERIES

All-Time Record: Arkansas leads, 13-10
In Fayetteville: Arkansas leads, 5-2
In Columbia: South Carolina leads, 7-5
In Little Rock: Arkansas leads, 3-1
Most points scored by Arkansas: 51 (1995)
Most points scored by South Carolina: 52 (2013)
Largest margin of victory by Arkansas: 38 (1992)
Largest margin of victory by South Carolina: 45 (2013)

SERIES HISTORY

Date	UA/Opp Rank	Site	Result
Sept. 12, 1992		Columbia, S.C.	W, 45-7
Sept. 11, 1993	NR/19	Fayetteville, Ark.	W, 18-17
Sept. 10, 1994		Columbia, S.C.	L, 14-0
Sept. 9, 1995		Fayetteville, Ark.	W, 51-21
Oct. 19, 1996		Columbia, S.C.	L, 23-17
Oct. 18, 1997		Little Rock, Ark.	L, 39-13
Oct. 17, 1998	17/NR	Columbia, S.C.	W, 41-28
Oct. 16, 1999		Little Rock, Ark.	W, 48-14
Oct. 14, 2000	NR/24	Columbia, S.C.	L, 27-7
Oct. 13, 2001	NR/9	Little Rock, Ark.	W, 10-7
Nov. 9, 2002		Columbia, S.C.	W, 23-0
Nov. 6, 2003		Little Rock, Ark.	W, 28-6
Nov. 6, 2004		Columbia, S.C.	L, 35-32
Nov. 5, 2005		Fayetteville, Ark.	L, 14-10
Nov. 4, 2006	12/NR	Columbia, S.C.	W, 26-20
Nov. 3, 2007	NR/23	Fayetteville, Ark.	W, 48-36
Nov. 8, 2008		Columbia, S.C.	L, 34-21
Nov. 7, 2009		Fayetteville, Ark.	W, 33-16
Nov. 6, 2010	17/18	Columbia, S.C.	W, 41-20
Nov. 5, 2011	8/10	Fayetteville, Ark.	W, 44-28
Nov. 10, 2012	NR/12	Columbia, S.C.	L, 38-20
Oct. 12, 2013	NR/14	Fayetteville, Ark.	L, 52-7
Oct. 7, 2017		Columbia, S.C.	L, 48-22

100-YARD RUSHING GAMES (10)

Player	Date	Rushes	Yards	TDs
Knile Davis	11/6/10	22	110	3
Darren McFadden	11/3/07	34	321	1
Felix Jones	11/3/07	13	166	3
Darren McFadden	11/4/06	25	219	2
Darren McFadden	11/5/05	32	187	0
Matt Jones	11/6/04	10	111	1
Fred Talley	10/13/01	33	111	0
Oscar Malone	10/19/96	20	123	0
Madre Hill	9/9/95	31	178	6
Oscar Malone	9/11/93	22	141	1

300-YARD PASSING GAMES (2)

Player	Date	C-A	Yards	TDs
Ryan Mallett	11/6/10	30-21	303	1
Ryan Mallett	11/7/09	27-23	329	0

100-YARD RECEIVING GAMES (5)

Player	Date	Rec.	Yards	TDs
Jonathan Nance	10/7/17	8	116	1
Jarius Wright	11/5/11	4	103	2
Cobi Hamilton	11/6/10	7	111	1
D.J. Williams	11/7/09	7	137	0
Marcus Monk	11/4/06	8	192	1

TOTALS

100-Yard Rushing Games (Players): 10 (7)
300-Yard Passing Games (Players): 2 (1)
100-Yard Receiving Games (Players): 5 (5)

STATISTICAL BREAKDOWN: ARKANSAS vs. SOUTH CAROLINA

Arkansas	Rank: SEC (FBS)	Category	South Carolina	Rank: SEC (FBS)
31.0	10 (67)	Scoring Offense	35.0	9 (56)
24.0	11 (73)	Scoring Defense	14.0	7 (44)
447.0	10 (50)	Total Offense	306.0	14 (110)
438.0	13 (94)	Total Defense	311.0	6 (46)
224.0	7 (36)	Rushing Offense	79.0	13 (111)
113.0	8 (53)	Rushing Defense	200.0	13 (104)
223.0	9 (75)	Passing Offense	227.0	8 (73)
314.0	13 (111)	Passing Defense	111.0	3 (19)
16.0	8 (83)	Kickoff Return Avg.	N/A	N/A
3.0	6 (62)	Punt Return Avg.	23.0	1 (4)
28:36	7 (81)	Time of Possession	35:16	2 (17)
50.0%	7 (40)	3rd Down Conv. Pct.	21.4%	14 (123)
50.0%	12 (104)	3rd Down Conv. Pct. Defense	29.4%	6 (44)
29.0	12 (114)	Net Punting	46.3	3 (10)
1.0	3 (27)	Turnover Margin	-1.0	9 (92)
1	2 (20)	Fumbles Recovered	N/A	N/A
1	7 (63)	Fumbles Lost	0	1 (1)
1	4 (33)	Passes Intercepted	1	4 (33)
2	4 (32)	Turnovers Gained	1	8 (66)
1	2 (29)	Turnovers Lost	2	7 (72)
179.4	4 (27)	Passing Efficiency	111.8	14 (103)
133.3	13 (83)	Pass Efficiency Defense	60.8	2 (7)
7.0	11 (74)	Fewest Penalties Per Game	5.0	5 (32)
63.0	11 (77)	Fewest Yards Penalized Per Game	70.0	12 (90)
3.0	3 (24)	Sacks	N/A	N/A
2.0	11 (72)	Sacks Allowed	3.0	12 (97)
8.0	3 (26)	Tackles for Loss	6.0	4 (49)
9.0	14 (115)	Tackles for Loss Allowed	7.0	12 (94)
23	9 (61)	First Downs	19	14 (89)
24	12 (87)	First Downs Allowed	14	4 (33)
100%	1 (1)	Red Zone Offense	100%	1 (1)
75.0%	8 (50)	Red Zone Defense	50.0%	3 (22)

INDIVIDUAL STATS

ARKANSAS						SOUTH CAROLINA					
Rushing	Att.	Yds.	Avg.	TD		Rushing	Att.	Yds.	Avg.	TD	
Raheim Sanders	20	117	5.9	0		MarShawn Lloyd	11	30	2.7	1	
KJ Jefferson	18	62	3.4	1		Jaheim Bell	7	39	5.6	0	
AJ Green	3	18	6.0	0		Juju McDowell	7	14	2.0	0	
Passing	Comp.	Att.	Yds.	TD/INT		Passing	Comp.	Att.	Yds.	TD/INT	
KJ Jefferson	18	26	223	3/0		Spencer Rattler	23	37	227	1/2	
Receiving	Rec.	Yds.	Avg.	TD		Receiving	Rec.	Yds.	Avg.	TD	
Trey Knox	6	75	12.5	2		Antwane Wells Jr.	7	55	7.9	0	
Matt Landers	3	43	14.3	0		Jalen Brooks	4	88	22.0	0	
Jadon Haselwood	3	42	14.0	1		Jaheim Bell	4	18	4.5	0	
Raheim Sanders	3	12	4.0	0		Juju McDowell	3	18	6.0	0	
Warren Thompson	2	22	11.0	0		MarShawn Lloyd	2	31	15.5	1	
Punting	No.	Yds.	Avg.	Long		Punting	No.	Yds.	Avg.	Long	
Max Fletcher	6	231	38.5	50		Kai Kroeger	7	344	49.1	79	
Punt Returns	No.	Yds.	Avg.	TD	Long	Punt Returns	No.	Yds.	Avg.	TD	Long
Bryce Stephens	1	3	3.0	0	3	Josh Vann	3	33	11.0	0	18
Kickoff Returns	No.	Yds.	Avg.	TD	Long	Kickoff Returns	No.	Yds.	Avg.	TD	Long
AJ Green	1	16	16.0	0	16	-	-	-	-	-	-
Scoring	TD	FG	PAT	Total		Scoring	TD	FG	PAT	Points	
Trey Knox	2	-	-	12		MarShawn Lloyd	2	-	-	12	
Cam Little	-	1-1	4-4	7		Mitch Jeter	-	2-2	1-1	7	
Tackles	UT-AT	TT	TFL	Other		Tackles	UT-AT	TT	TFL	Other	
Bumper Pool	4-9	13	1.0-2	-		Devonni Reed	4-1	5	0.5-2	-	
Jalen Catalon	5-3	8	-	1 QBH		Brad Johnson	5-0	5	-	1 QBH	
Simeon Blair	3-4	7	1.0-1	-		Debo Williams	3-2	5	1.0-3	1 QBH	
Landon Jackson	2-3	5	0.5-6	0.5 SK		Jordan Burch	3-2	5	0.5-1	1 PBU	

LAST MEETING: SOUTH CAROLINA 48, ARKANSAS 22



Box Score (Final) Arkansas Razorbacks Football

Arkansas vs South Carolina (Oct 07, 2017 at Columbia, S.C.)



Score by Quarters	1	2	3	4	Total
Arkansas	3	7	0	12	22
South Carolina	3	14	17	14	48

Qtr Time Scoring play

1st	09:46	SC - Parker White 33 yd field goal, 4-0 1:27
	06:31	AR - Connor Limpert 48 yd field goal, 8-45 3:15
2nd	14:15	SC - Hayden Hurst 62 yd pass from Jake Bentley (Parker White kick), 2-65 0:45
	08:26	AR - Jordan Jones 5 yd pass from Austin Allen (Connor Limpert kick), 12-75 5:49
	00:04	SC - Bryan Edwards 18 yd pass from Jake Bentley (Parker White kick), 8-69 1:54
3rd	09:28	SC - Parker White 29 yd field goal, 9-50 3:49
	08:33	SC - Skai Moore 34 yd interception return (Parker White kick)
	04:23	SC - T.J. Brunson 73 yd fumble recovery (Parker White kick)
4th	12:47	SC - Ty'Son Williams 3 yd pass from Jake Bentley (Parker White kick), 11-60 5:37
	08:36	AR - David Williams 4 yd run (Cole Kelley pass failed), 10-75 4:11
	03:33	SC - Keisean Nixon 45 yd interception return (A. Woznick kick)
	01:40	AR - Jonathan Nance 34 yd pass from Cole Kelley (Cole Kelley pass failed), 5-58 1:53

	AR	SC
FIRST DOWNS	19	19
RUSHES-YARDS (NET)	32-106	36-159
PASSING YDS (NET)	224	199
Passes Att-Comp-Int	37-20-2	31-16-0
TOTAL OFFENSE PLAYS-YARDS	69-330	67-358
Fumble Returns-Yards	0-0	1-73
Punt Returns-Yards	0-0	1-5
Kickoff Returns-Yards	2-51	1-28
Interception Returns-Yards	0-0	2-79
Punts (Number-Avg)	5-35.0	2-49.5
Fumbles-Lost	2-2	1-0
Penalties-Yards	4-25	3-25
Possession Time	30:25	29:35
Third-Down Conversions	6 of 14	4 of 13
Fourth-Down Conversions	0 of 0	1 of 2
Red-Zone Scores-Chances	2-2	4-4
Sacks By: Number-Yards	1-6	2-15

RUSHING: Arkansas-David Williams 7-32; Chase Hayden 9-28; Cole Kelley 2-23; T.J. Hammonds 2-22; Jordan Jones 1-9; Jonathan Nance 1-4; Deon Stewart 1-1; Devwah Whaley 6-minus 3; Austin Allen 3-minus 10. South Carolina-Rico Dowdle 11-61; Ty'Son Williams 8-35; Mon Denson 8-25; A.J. Turner 5-20; Hayden Hurst 2-12; Bryan Edwards 1-11; Jake Bentley 1-minus 5.

PASSING: Arkansas-Austin Allen 12-24-1-84; Cole Kelley 8-13-1-140. South Carolina-Jake Bentley 16-31-0-199.

RECEIVING: Arkansas-Jonathan Nance 8-116; Jordan Jones 3-37; Deon Stewart 3-26; Austin Cantrell 2-12; Jeremy Patton 1-21; David Williams 1-16; Brandon Martin 1-15; Cheyenne O'Grady 1-minus 19. South Carolina-OrTre Smith 3-40; Hayden Hurst 2-76; Bryan Edwards 2-20; Shi Smith 2-16; A.J. Turner 2-14; K.C. Crosby 2-11; Jacob August 1-19; Ty'Son Williams 1-3; Rico Dowdle 1-0.

INTERCEPTIONS: Arkansas-None. South Carolina-Keisean Nixon 1-45; Skai Moore 1-34.

FUMBLES: Arkansas-Cheyenne O'Grady 1-1; Austin Allen 1-1. South Carolina-Jake Bentley 1-0.

Arkansas (2-3,0-2) vs. South Carolina (4-2,2-2)

Date: Oct 07, 2017 • Site: Columbia, S.C. • Stadium: Williams-Brice Stad.

Attendance: 79416

Kickoff time: 4:01 p.m • End of Game: 7:37 pm • Total elapsed time: 3:36

Officials: Referee: Marc Curies; Umpire: Brent Sowell; Linesman: Randall Kizer;

Line judge: Chris Conway; Back judge: Scott Vaughan; Field judge: Wes Booker;

Side judge: Chris Jamison; Center judge: Chris Garner;

Temperature: 81 • Wind: SW 2 mph • Weather: Mostly cloudy

GAME 2: SOUTH CAROLINA

IN DEPTH CHART: OFFENSE

WR



84 Warren Thompson ||| 6-3, 198, R-Sr.

Caught a career-high 19 passes for 304 yards in his first season at Arkansas, starting 3 of the 13 games he played in 2021 ... Team's leading receiver in yards from last season ... Transfer from Florida State.

	REC	YDS	TD
2022	2	22	0
2021	19	304	2
2020	5	104	1
2019	6	91	0
Totals	32	521	3

13 Jaedon Wilson ||| 6-3, 175, R-Fr.

Redshirted during his first season, playing in 1 game in 2021 ... Former 3-star WR out of DeSoto, Texas where he was the No. 96 WR in the nation.

	REC	YDS	TD
2022	-	-	-
2021	0	0	0
Totals	0	0	0

WR



9 Jadon Haselwood ||| 6-3, 213, R-Jr.

Caught his first TD at ARK vs. CIN ... Transfer from OU, where he led the Sooners with 39 catches and 6 TDs to go along with 399 yards in 2021 ... 5-star recruit played for Arkansas RB coach Jimmy Smith at Cedar Grove HS in Atlanta.

	REC	YDS	TD
2022	3	42	1
2021 OU	39	399	6
2020 OU	4	65	0
2019 OU	19	272	1
Totals	65	778	8

14 Bryce Stephens ||| 6-0, 180, R-Fr.

Played in 4 games during his freshman campaign in 2021, seeing action on offense and special teams ... Former 3-star recruit from Oklahoma City, where he was the 8th-best prospect in Oklahoma.

	REC	YDS	TD
2022	0	0	0
2021	3	5	0
Totals	3	5	0

LT



70 Luke Jones ||| 6-6, 327, R-Sr.

Started his first career game in opener vs. Cincinnati ... Played in all 13 games in 2021 seeing action at LG and LT ... Transferred to Arkansas from Notre Dame in 2019 ... Little Rock native played at Pulaski Academy.

	GP	GS
2022	1	1
2021	12	12
2020	10	10
2019	11	10
Totals	34	33

72 Andrew Chamblee ||| 6-6, 303, Fr.

4-star prospect that enrolled early and participated in spring practice ... Rated No. 2 player in Arkansas ... High school teammates with fellow freshman Nico Davillier at Maumelle (Ark.) HS.

	GP	GS
2022	0	0
Totals	0	0

LG



62 Brady Latham ||| 6-5, 307, R-Jr.

Preseason 3rd-Team All-SEC according to league's coaches ... 23 straight starts, including all 13 in 2021 ... Named to the SEC All-Freshman Team, the first Arkansas OL since Denver Kirkland in 2013.

	GP	GS
2022	1	1
2021	13	13
2020	10	10
2019	3	0
Totals	27	24

74 Jalen St. John ||| 6-5, 327, R-So.

Saw action in 2 games in 2021 after redshirting in 2020 ... Former 4-star recruit who was a part of Coach Pittman's first recruiting class ... Ranked the No. 9 guard in the nation coming out of high school.

	GP	GS
2022	2	0
2021	-	-
Totals	2	0

C



51 Ricky Stromberg ||| 6-4, 313, Sr.

13 straight starts at center ... Preseason 1st-Team All-SEC center according to SEC coaches ... On the Rimington Award Watch List for nation's best center ... Allowed just 3 sacks and penalized 8 times in 2021.

	GP	GS
2022	1	1
2021	13	13
2020	9	8
2019	12	11
Totals	35	33

75 Patrick Kutas ||| 6-5, 305, Fr.

4-star recruit out of Christian Brothers HS in Memphis, Tenn. playing both offensive line and defensive line ... Was the No. 11 interior DL in the nation according to 247Sports.

	GP	GS
2022	1	0
Totals	1	0

RG



55 Beaux Limmer ||| 6-5, 302, R-Jr.

Preseason 4th-Team All-SEC according to Phil Steele ... 11 straight starts at RG ... Logged 795 snaps at RG during 2021 season according to PFF, who also named him to their 2nd-Team All-SEC squad.

	GP	GS
2022	1	1
2021	13	11
2020	6	5
2019	4	0
Totals	24	17

76 E'Marion Harris ||| 6-7, 340, Fr.

Rated the No. 3 player in Arkansas as a 4-star recruit from Little Rock's Joe T. Robinson HS ... Enrolled early and practiced with team during spring drills ... Son of former Arkansas DL Elliott Harris.

	GP	GS
2022	0	0
Totals	0	0

RT



78 Dalton Wagner ||| 6-9, 331, *R-Sr.

Voted a team captain ... Started 10 games in 2021, missing a pair of games with a finger injury ... Has played in more games than any current Razorback.

	GP	GS
2022	1	1
2021	10	10
2020	7	5
2019	12 (11)	12 (11)
Totals	40	29

53 Ty'Kieast Crawford ||| 6-5, 325, Jr.

Saw action in all 13 games in his first season at Arkansas ... Played 2020 season at Charlotte, playing in 6 games and starting 3 ... Originally committed to Arkansas out of high school.

	GP	GS
2022	1	0
2021	13	0
2020 CHA	19	5
Totals	33	5

QB



1 KJ Jefferson ||| 6-3, 242, R-Jr.

Voted team captain for 2nd straight season ... Started all 13 games in 2021, leading Arkansas in passing and rushing (664)... 1 of 2 returning FBS QBs to lead their team in passing and rushing (Louisville Malik Cunningham).

	C-A-I	YDS	TD
2022	18-25-0	223	3
2021	198-366-4	2676	21
2020	20-41-0	295	3
2019	14-31-1	197	0
Totals	250-392-5	3398	27

4 Malik Hornsby ||| 6-2, 186, R-So.

Played in 8 games in 2021, seeing extensive action against Texas A&M, UAPB and Penn State ... Will split time at WR ... Rated as the No. 5 dual-threat quarterback in the country and 14th overall player in the state of Texas by 247Sports.

	C-A-I	YDS	TD
2022	0-0-0	0	0
2021	5-12-0	46	0
2020	0-0-0	0	0
Totals	5-12-0	46	0

RB



5 Raheim Sanders ||| 6-2, 227, So.

Leading rushing RB from 2021 when he was an SEC All-Freshman performer running for 578 yards and 5 TDs with 11 catches for 109 yards and a TD ... Former 4-star recruit that switched from WR to RB in his first spring at Arkansas.

	ATT	YDS	TD
2022	20	117	0
2021	114	578	5
Totals	134	695	5

0 AJ Green ||| 5-11, 208, So.

Played in 12 games as a true freshman in 2021, rushing for 221 yards and a TD to along with 7 catches for 84 yards and another score through the air ... Former 4-star recruit out of Tulsa, where he was No. 2 player in the state.

	ATT	YDS	TD
2022	3	18	0
2021	47	227	1
Totals	50	245	1

TE



7 Trey Knox ||| 6-5, 245, Jr.

Moved to TE during 2021 season and has added 30 pounds since beginning of 2021 season ... Played in 10 games at WR (6 starts) in 2020 ... As freshman in 2019, started 11 games, 28 catches for 385 yards, 3 TDs.

	REC	YDS	TD
2022	6	75	2
2021	20	141	1
2020	7	70	0
2019	28	385	3
Totals	61	671	6

89 Nathan Bax ||| 6-4, 252, R-Sr. - OR - Hudson Henry ||| 6-5, 254, R-Jr.

Bax played in 12 games during 2021 season with no stats ... Henry caught 4 passes for 27 yards appearing in all 13 games, including 3 starts.

	REC	YDS	TD
2022	0	0	0
2021	4	27	0
2020	16	92	1
2019	3	15	0
Totals	23	134	1

WR



3 Matt Landers ||| 6-5, 197, Sr.

Transfer from Toledo, where he caught 20 passes for 514 yards and 5 TDs in 2021 ... Played 3 years at Georgia, playing in 25 games and catching 12 passes for 132 yards and 1 TD.

	REC	YDS	TD
2022	3	43	0
2021 TOL	20	514	5
2020 UGA	2	27	0
2019 UGA	10 (0)	105 (0)	1 (0)
Totals	35	689	6

2 Ketron Jackson Jr. ||| 6-2, 203, So.

Played in all 13 games as a true freshman in 2021, catching 5 passes for 97 yards and a score ... Caught his first touchdown against UAPB ... Former 4-star WR from Royse City, Texas.

	REC	YDS	TD
2022	0	0	0
2021	5	97	1
Totals	5	97	1

GAME 2: SOUTH CAROLINA

IN DEPTH CHART: DEFENSE

	U-A-T	TFL	SACK
2022	0-1-1	0.0	0.0
2021	4-3-7	0.0	0.0
2020	0-0-0	0.0	0.0
Totals	4-4-8	0.0	0.0

58 Jashaud Stewart ||| 6-2, 251, Jr.

Appeared in 13 games with one start at DE as a sophomore in 2021 making seven stops ... Key contributor on special teams ... First recruit to commit to Coach Pittman at Arkansas.



DE

	U-A-T	TFL	SACK
2022	2-3-5	0.5	0.5
2021	0-0-0	0.0	0.0
Totals	2-3-5	0.5	0.5

40 Landon Jackson ||| 6-7, 274, So.

Made 5 tackles in Arkansas debut vs. Cincinnati ... Transfer from LSU, where he played in 5 games as a true freshman in 2021 ... 4-star prospect out of Texarkana, Texas where he was the No. 7 DE in the nation.




DT

	U-A-T	TFL	SACK
2022	0-0-0	0.0	0.0
2021	7-20-27	4.0	1.0
2020	12-15-27	3.0	2.5
2019	1-3-4	0.0	0.0
Totals	20-38-58	7.0	3.5

50 Eric Gregory ||| 6-4, 303, R-Jr.

Played in all 13 games, including 3 starts, matching his career-best with 27 stops ... Recorded a career-high 4.0 TFLs in 2021 ... Will also play DE.



DT

	U-A-T	TFL	SACK
2022	2-1-3	1.0	0.0
2021	5-6-11	2.5	0.0
2020	20-15-35	2.0	2.0
2019	35-8(257)	05(05)	05(00)
Totals	32-32-64	10.5	2.5

99 Terry Hampton ||| 6-1, 314, *Sr.

Transfer from Arkansas State, where he played 4 seasons for the Red Wolves making 61 tackles with 9.5 TFLs in 36 games, 19 starts ... From El Dorado, Ark.



DT

	U-A-T	TFL	SACK
2022	0-0-0	0.0	0.0
2021	5-17-22	3.5	1.5
2020	6-18-24	0.5	0.5
2019	7-10-17(101)	1.0(00)	05(00)
*Totals	19-45-64	5.0	2.5

33 Isaiah Nichols ||| 6-3, 315, R-Sr.

Made 4 starts in 13 games during 2021 season making 22 tackles with a career-best 3.5 TFLs ... Has played in 37 games with 11 starts in 4 seasons at Arkansas.



DT

	U-A-T	TFL	SACK
2022	1-1-2	0.0	0.0
2021	0-0-0	0.0	0.0
Totals	1-1-2	0.0	0.0

5 Cam Ball ||| 6-5, 303, R-Fr.

Played in 2 games as a true freshman in 2021 making one tackle ... 3-star prospect out of Atlanta, Ga. who was rated No. 35 DT in the nation.

	U-A-T	TFL	SACK
2022	1-1-2	1.5	0.5
2021	7-16-23	5.0	2.5
2020	9-13-22	1.5	1.0
2019	6-6-12	0.0	0.0
Totals	23-36-59	8.0	4.0

56 Zach Williams ||| 6-4, 261, Sr.

Played in all 13 games during his 3rd season at UA, making a career-best 23 tackles with 5.5 TFLs ... 2.5 sacks are most of Arkansas returners ... Son of former Arkansas linebacker Rickey Williams (1984-87).

	U-A-T	TFL	SACK
2022	1-1-2	1.0	1.0
2021	18-20-38	5.5	3.5
2020	20-15-35	8.5	4.0
2019	12-13-25(41-5)	3.0(00)	15(00)
Totals	55-50-105	18.0	10.0

14 Jordan Domineck ||| 6-3, 251, R-Sr.

Recorded a strip sack in his debut vs. CIN ... Transfer from GT, where he played 4 seasons with 14 starts (31 G) making 103 tackles with 17.0 TFLs, 9.0 sacks ... Recorded 14 of his career 17 TFLs over last 2 seasons.




LB

	U-A-T	TFL	SACK
2022	4-9-13	1.0	0.0
2021	45-88-125	7.5	0.0
2020	49-81-101	6.5	0.5
2019	38-56-94	6.5	0.5
2018	14-15-29	2.5	0.0
Totals	147-223-362	24.0	1.0

10 Bumper Pool ||| 6-2, 232, Sr.

Voted a team captain ... Preseason All-SEC LB ... 3rd team All-American, 2nd team All-SEC in 2021 after making a team-best 125 tackles ... 362 career tackles to rank 8th in school history.



LB

	U-A-T	TFL	SACK
2022	0-0-0	0.0	0.0
Totals	0-0-0	0.0	0.0

36 Jordan Crook ||| 6-0, 232, Fr.

3-star recruit out of Duncannonville, Texas, where he was the No. 10 inside linebacker in the nation ... Named the No. 9 player in Dallas Metro Area by Dallas Morning News as a senior.

	U-A-T	TFL	SACK
2022	3-2-5	1.0	1.0
2021	12-12-24	2.5	1.0
2020	4-5-9	0.0	0.0
Totals	19-19-38	3.5	2.0


42 Drew Sanders ||| 6-5, 233, Jr.

Transfer from Alabama, where he played in 25 games with three starts in 2 seasons ... Former 5-star recruit started three games for Tide in 2021.

	U-A-T	TFL	SACK
2022	1-4-5	0.0	0.0
2021	0-1-1	0.5	0.0
Totals	1-5-6	0.5	0.0

27 Chris Paul Jr. ||| 6-1, 230, R-Fr.

Saw action in four games as a true freshman in 2021, making one tackle ... Former 3-star recruit out of Cordele, Ga. where he was the No. 22 inside LB in the nation.



LB

	U-A-T	TFL	INT
2022	3-1-4	0.0	1
2021	26-6-32	2.0	1
2020	8-1-9	0.0	0
Totals	37-8-45	2.0	2

3 Dwight McGlothorn ||| 6-2, 181, Jr.

Earned the start and picked off a pass in his Arkansas debut vs. Cincinnati ... McGlothorn is a transfer from LSU, where he played in 17 games with 6 starts in 2 seasons.



CB

	U-A-T	TFL	INT
2022	1-0-1	0.0	0
2021	8-7-15	0.0	0
2020	8-9-17	1.0	0
2019	15-7-22(0-0-0)	1.0(00)	0(00)
Totals	32-23-55	2.0	0

11 LaDarrius Bishop ||| 6-0, 194, R-Sr.

Started 9 of 12 games he played in during 2021 season with 15 tackles ... Nickname is DaeDae ... First cousin of former Hog and current Jacksonville Jag Montaric Brown.

	U-A-T	TFL	INT
2022	5-3-8	0.0	0
2021	22-24-46	1.5	2
2020	51-48-99	2.0	3
2019	3-3-6	0.0	0
Totals	81-78-159	3.5	5

1 Jalen Catalan ||| 5-10, 201, R-Jr.

Voted Team Captain for 2nd year in a row ... Named preseason All-American (2nd) by AP for 2nd straight season ... Played in 6 games making 46 tackles before injuries sidelined him for remainder of the season

	U-A-T	TFL	INT
2022	2-3-5	0.0	0
2021	23-15-38	2.5	0
2020	9-2-11	3.5	0
2019	0-0-0(1-0-1)	0.0(00)	1(00)
Totals	35-20-55	6.0	1

7 Latavious Brini ||| 6-2, 215, *Sr.

Transfer from Georgia played in 13 games with 11 starts for national champs making 38 tackles with 2.5 TFLs ... Graduated from UGA in Fall of 2021.



S

	U-A-T	TFL	INT
2022	3-4-7	1.0	0
2021	23-15-38	1.0	0
2020	10-13-23	0.0	0
2019	1-0-1	0.0	0
Totals	37-32-69	2.0	0

15 Simeon Blair ||| 5-10, 208, R-Sr.

Played in all 13 games with 7 starts during 2021 season, making a career-best 38 tackles ... Former walk-on from Pine Bluff, Ark. earned scholarship prior to 2020 season.



S

	U-A-T	TFL	INT
2022	1-1-2	0.0	0
2021	9-15-24	2.0	0
Totals	10-16-26	2.0	0

8 Jayden Johnson ||| 6-2, 204, So.

Started 3 of 11 games in 2021 as a true freshman with 24 tackles with a pair of TFLs ... Three-star prospect out of Cedartown, Ga. ... Played QB, WR, RB, CB and safety in high school.

	U-A-T	TFL	INT
2022	2-1-3	0.0	0
2021	24-29-53	1.0	5
2020	20-11-31	2.0	1
2019	25-14-39(8+1-9)	1.0(00)	1(00)
Totals	79-56-135	4.0	7


17 Hudson Clark ||| 6-2, 182, R-Jr.

Former walk-on started 4 games and played in 12 during 2021 season, making 22 tackles ... Started 7 games and made 47 tackles as a walk-on during 2020 season ... Both parents are U of A grads.

	U-A-T	TFL	INT
2022	0-0-0	0.0	0
2021	8-6-14	0.0	1
2020	1-0-1	0.0	0
2019	1-1-2	0.0	0
Totals	10-7-17	0.0	1

4 Malik Chavis ||| 6-2, 192, R-Jr.

Played in 11 games, including 2 starts, in 2021 making a career-best 14 tackles ... Intercepted his first career pass in his first career start vs. UAPB in 2021 ... Pronounced chav-is



CB

	U-A-T	TFL	INT
2022	3-0-3	1.0	0
2021	19-25-44	2.5	0
2020	22-17-39	3.0	2
2019	13-12-25	0.0	1
Totals	57-54-111	6.5	3

2 Myles Slusher ||| 6-0, 194, Jr.

Picked off his second career pass at LSU ... Played in 7 games and started 1 as a true freshman in 2020 making 15 tackles with 1.0 TFL and 2 fumble recoveries ... Four-star recruit and No. 5 safety out of Broken Arrow, Okla.



NB

	U-A-T	TFL	INT
2022	0-0-0	0.0	0
2021	1-1-2	0.0	0
2020	0-0-0	0.0	0
2019	13-7-20(0-1-1)	1.0(00)	0(00)
Totals	14-9-23	1.0	0

18 Trent Gordon ||| 5-11, 188, R-Sr.

Saw action in 8 games in 2021, making two tackles in his first season at Arkansas ... Played 3 seasons at Penn State before transferring.



RAZORBACK TRENDS

	2022	Streak	Pittman
Overall	1-0	W3	13-11
At Home	1-0	W4	9-4
On the Road	0-0	L1	2-7
Neutral	0-0	W2	2-0
September	1-0	W5	5-1
October	0-0	W1	3-5
November	0-0	W1	4-3
December/January	0-0	W1	1-2
vs. SEC	0-0	W1	7-11
vs. Non-Conference	1-0	W6	6-0
vs. Ranked Opponents	1-0	W1	4-8
Record in Games...			
Decided by 7 pts or less	1-0	W1	3-5
Decided by 3 pts or less	0-0	W2	2-4
During the day	1-0	W3	9-8
At night	0-0	W2	4-3
Record When Scoring...			
Less than 21 points	0-0	W1	2-3
21+ points	1-0	W3	11-8
30+ points	1-0	W2	8-5
40+ points	0-0	W1	3-2
50+ points	0-0	L1	0-1
Record When Allowing...			
Less than 14 points	0-0	W19	6-0
Less than 21 points	0-0	W19	9-0
21+ points	1-0	W1	4-11
Record When...			
Scoring first	1-0	W6	12-3
Opponents score first	0-0	L7	1-8
Leading after the 1Q	1-0	W5	10-3
Trailing after the 1Q	0-0	L6	1-8
Tied after the 1Q	0-0	W2	2-0
Leading at halftime	1-0	W7	9-2
Trailing at halftime	0-0	W1	4-9
Tied at halftime	0-0	L2	0-0
Leading after the 3Q	1-0	W9	12-2
Trailing after the 3Q	0-0	L27	0-8
Tied going into the 4Q	0-0	L1	1-1
In overtime games	0-0	W1	1-0
Record With...			
Less than 400 yards total offense	0-0	W2	5-3
400+ yards total offense	1-0	W3	8-8
500+ yards total offense	0-0	W1	2-2
600+ yards total offense	0-0	L1	1-1
Less than 100 yards rushing	0-0	L2	1-3
100+ yards rushing	1-0	W3	12-8
200+ yards rushing	1-0	W4	7-5
300+ yards rushing	0-0	W1	2-1
Less than 200 yards passing	0-0	W3	5-2
200+ yards passing	1-0	W2	8-9
300+ yards passing	0-0	L2	1-4
400+ yards passing	0-0	L2	0-0
A 300-yard passer	0-0	L2	1-4
A 100-yard rusher	1-0	W3	4-4
Record When Allowing...			
Less than 200 total yards	0-0	W6	0-0
200+ total yards	1-0	W3	13-11
300+ total yards	1-0	W3	8-11
400+ total yards	1-0	W1	4-9
Less than 100 rush yards	0-0	W3	3-0
100+ rush yards	1-0	W3	10-11
200+ rush yards	0-0	W1	2-6
Less than 200 pass yards	0-0	W3	7-2
200+ pass yards	1-0	W1	6-9
300+ pass yards	1-0	W1	3-3
400+ pass yards	0-0	L1	1-1
A 300-yard passer	1-0	W1	3-3
A 100-yard rusher	0-0	W2	3-4
Record When Having...			
No turnovers	0-0	W2	5-4
Less than 3 turnovers	1-0	W3	13-9
3 or more turnovers	0-0	L3	0-2
No takeaways	0-0	L2	1-5
Less than 3 takeaways	1-0	W3	9-11
3 or more takeaways	0-0	W6	4-0
Win turnover battle	1-0	W8	8-0
Lost turnover battle	0-0	L16	0-3
Turnovers even	0-0	W2	5-8
More than 30:00 TOP	0-0	W1	5-2
Less than 30:00 TOP	1-0	W2	8-9

RAZORBACK NOTEBOOK

PITTMAN'S PROGRAM

- Third-year head coach Sam Pittman leads Arkansas in 2022 on the heels of the program's best season in a decade.
- The Hogs went 9-4 and won four trophies for the first time in school history last season, capturing the Southwest Classic (Texas A&M), the Battle of the Golden Boot (LSU), the Battle Line Rivalry (Missouri) and the Outback Bowl (Penn State).
- Arkansas' win over Penn State in the Outback Bowl was the first for the program since a Liberty Bowl victory in 2016 as well as the program's first January bowl win since 2012.
- This Saturday's game against South Carolina marks Pittman's 25th game as the head coach at Arkansas. Of those 25 games, 22 have been against an opponent from the SEC, a Power 5 foe and/or an opponent ranked in the AP Top 25.
- Arkansas has defeated four ranked opponents under the guidance of Pittman, mostly recently taking down No. 23 Cincinnati in the first ever season-opening Top 25 matchup played at Donald W. Reynolds Razorback Stadium.
- The Hogs' win over the Bearcats improved their record to 6-0 against non-conference opponents under Pittman.
- Pittman's six straight wins against non-conference foes to begin his coaching tenure are the most by an Arkansas head coach since Lou Holtz won seven in a row (1977-78).



Sam Pittman led Arkansas to a 9-4 season in 2021, the Hogs' best in a decade. The Hogs won four SEC games and all five games against non-conference foes, including the Outback Bowl.

QB1

- Redshirt junior quarterback KJ Jefferson is the unquestioned leader of the Arkansas offense.
- Jefferson led the Razorbacks to a nine-win season in 2021 - their most wins in a year since 2011 - as well as their first New Year's Day bowl game win since the 2000 Cotton Bowl.
- The Sardis, Miss., native started all 13 games at quarterback, completing 198-of-294 (67.3%) passes for 2,676 yards and 21 touchdowns. Jefferson threw four interceptions on the year and completed 171 consecutive passes without a turnover, the second-longest streak by an Arkansas passer in history.
- At the year's end, Jefferson ranked third in the SEC in passing yards per completion (13.5) and yards per pass attempt (9.1), fourth in completion percentage (63.7%) and passing efficiency (164.7), and sixth in total offense (256.9).
- Jefferson's completion percentage (63.7%) currently stands as the highest single-season completion percentage in school history when attempting at least 250 passes.
- Jefferson was one of only five FBS quarterbacks with 20 or more touchdown passes and four or fewer interceptions in 2021: Tennessee QB Hendon Hooker (31 TD/3 INT), Coastal Carolina QB Grayson McCall (27 TD/3 INT), Oklahoma QB Caleb Williams (21 TD/4 INT), Louisiana QB Levi Lewis (20 TD/4 INT)
- Jefferson also ran for a team-leading 664 yards and six scores on 146 carries in 2021, becoming the first Razorback quarterback with multiple games of 2+ rushing touchdowns (2 vs. Rice, 3 vs. Ole Miss) in the same season since 1997.
- Since 2000, Jefferson is one of six SEC quarterbacks to throw for 3+ touchdowns and rushed for 3+ scores in a game: Texas A&M QB Johnny Manziel (2012), Mississippi State QB Dak Prescott (2015), Ole Miss QB Chad Kelly (2015), LSU QB Joe Burrow (2018), Ole Miss QB Matt Corral (2021).
- Jefferson finished the 2021 campaign as one of seven FBS quarterbacks with 2,500+ passing yards, 20+ passing touchdowns, 600+ rushing yards and 5+ rushing scores:



KJ Jefferson is set to make his 17th career start under center this weekend against South Carolina. The Razorbacks have scored 30 or more points in 10 of his 16 career starts to date.

Player	School	Passing Yards	Passing TDs	Rushing Yards	Rushing TDs
Hendon Hooker	Tennessee	2,945	31	616	5
Malik Willis	Liberty	2,857	27	878	13
Sam Howell	North Carolina	3,056	24	828	11
KJ Jefferson	Arkansas	2,676	21	664	6
Dustin Crum	Kent State	3,206	20	703	12
Spencer Sanders	Oklahoma State	2,839	20	668	6
Matt Corral	Ole Miss	3,349	20	614	11

RAZORBACK NOTEBOOK

RUNNIN' RAZORBACKS

- Arkansas, armed with a four-headed monster in the backfield a year ago, was the best rushing team in all of Power 5 and boasted the nation's seventh-best rushing attack last season, averaging 227.8 yards per game on the ground.
- The Razorback offense ran for an SEC-leading 2,961 total yards in 2021 – the program's most since 2007 when legendary RB Darren McFadden and RB Felix Jones led the Hogs to a school-record 3,725 rushing yards.
- Four Arkansas ball carriers rushed for over 500 yards last season, powered by QB KJ Jefferson's team-best 664 yards on the ground. RB Trelon Smith (598), RB Raheim Sanders (578) and RB Dominique Johnson (575) also eclipsed the 500-yard mark.
- Arkansas was one of only two teams in the country (Ole Miss) with four ball carriers with 500+ rushing yards in 2021.
- Before 2021, the Hogs last had four 500-yard rushers in a season in 1975 when RB Ike Forte (983 yards), RB Jerry Eckwood (792 yards), RB Rolland Fuchs (618 yards) and QB Scott Bull (533 yards) helped Arkansas total a then-school record 3,523 yards.
- In addition to rushing for 500+ yards, Johnson (7), Jefferson (6), Sanders (5) and Smith (5) each totaled 5+ scores on the ground. Arkansas was the only FBS team with four rushers with 500+ rushing yards and 5+ rushing touchdowns last season.
- The Razorback running game was also explosive in 2021, producing 113 runs of 10+ yards to lead all Power 5 schools and rank second nationally behind Kent State (126). Of those 113 runs, 27 went for 20+ yards and 12 went for 30+ yards.
- Arkansas was one of two SEC teams (Tennessee) with a league-best eight games of 200+ rushing yards in 2021.

ROCKET MAN

- Sophomore RB Raheim 'Rocket' Sanders is the Razorbacks' leading man in the backfield.
- In Arkansas' season-opening win over Cincinnati, Sanders dazzled with a team-high 117 rushing yards on 20 carries (5.8 avg).
- The Rockledge, Fla., native burst onto the scene one year ago as a first-year newcomer, earning SEC All-Freshman honors from the league's coaches after rushing for 578 yards (5.2 ypc) and five touchdowns in 13 games last season.
- He was one of four Razorback rushers to run for at least 500 yards – a feat that had not been accomplished at Arkansas since 1975. QB KJ Jefferson (664), RB Trelon Smith (598) and RB Dominique Johnson (575) also eclipsed the 500-yard mark.
- Sanders finished the season as the first Arkansas freshman ball carrier to run for more than 400 rushing yards in a season since RB Devwah Whaley totaled 602 yards on the ground as a true freshman in 2016.
- He registered one 100-yard rushing performance and posted two games with multiple rushing touchdowns as a true freshman.
- Sanders became the first Arkansas freshman to rush for 100+ yards in a game since 2017 (RB Chase Hayden - 120 rushing yards vs. Florida A&M) when he ran wild at Ole Miss, totaling a career-high 139 yards on 17 carries. Sanders' 139 yards are seventh-most ever by an Arkansas freshman in a game and were the most in a game by an Arkansas rusher last season.



Raheim Sanders tallied his second career 100-yard rushing game in Arkansas' season-opening win over Cincinnati last weekend, breaking loose for 117 yards on the ground and a touchdown.

RUN THE DOM BALL

- Junior RB Dominique Johnson emerged as the Razorbacks' starting running back in 2021 after converting from tight end and beginning last season as the team's fifth-string rusher.
- Johnson, who played in all 13 games with six starts, finished fourth on the team in rushing yards (575) and totaled a team-best seven rushing touchdowns. He, along with QB KJ Jefferson (664), RB Trelon Smith (598) and RB Raheim Sanders (578), was one of four Razorback rushers to run for at least 500 yards – a feat that had not been accomplished at Arkansas since 1975.
- Powered by Johnson's team-best 5.9 yards per carry, Arkansas finished as the top rushing team in all of Power 5 and boasted the nation's seventh-best rushing attack last season.

VETERAN PRESENCE UP FRONT

- Arkansas features four battle-tested veterans - redshirt senior Dalton Wagner, senior Ricky Stromberg, redshirt junior Brady Latham and redshirt junior Beaux Limmer - on its offensive line this season.
- The foursome has combined for 128 career games played with 103 career starts, the second-most combined career games started among SEC offensive lines in 2022:

Player	Career Games Played	Career Starts
Dalton Wagner	42	29
Ricky Stromberg	35	33
Brady Latham	26	24
Beaux Limmer	25	17
<i>Total</i>	<i>128</i>	<i>103</i>

- Entering 2022, Arkansas (124) was one of three SEC teams (Auburn - 135; Mizzou - 125) returning 120+ career games played among its offensive line starters. Arkansas (99) and Auburn (102) were the only SEC teams returning 90+ career starts.
- Arkansas has six offensive linemen on its roster with at least one career start at the FBS level: Ty'Kieast Crawford (2), Luke Jones (1), Brady Latham, Beaux Limmer, Ricky Stromberg and Dalton Wagner.
- Wagner boasts the most career games played (42) among Arkansas' returning offensive line starters. He started all 10 games played in during the 2021 campaign, missing three contests due to injury.
- Stromberg, who earned second-team All-SEC praise for the Associated Press last season, anchored the Razorbacks' offensive line in 2021, starting all 13 games at center and blocking for an offense that led all Power 5 schools in rushing with an average of 227.8 yards per game on the ground. He allowed only three sacks and was penalized just eight times all season.
- Latham started all 13 games at left guard in 2021 and has carded a team-leading 24 consecutive starts on the offensive line entering the 2022 campaign. The Jenks, Okla., product helped block for an offensive attack that posted three games of 300+ rushing yards and two games of 600+ yards of total offense last season.
- Limmer nabbed All-SEC recognition from Phil Steele last season after playing in all 13 games with starts in the final 11 contests. The Tyler, Texas, native lined up primarily at right guard throughout the year, paving the way for four Razorbacks to rush for 500+ yards – a feat that had not been accomplished at Arkansas since 1975.



All-America and All-SEC honoree **Ricky Stromberg** has anchored the Hogs' offensive line, making 14 consecutive starts at center and helping block for a historic four 500-yard rushers last season.

RAZORBACKS IN THE NFL

#PRHOGS



As of Sept. 5, 2022

Name	Pos.	NFL Team
Feleipe Franks	QB	Atlanta Falcons
Armon Watts	DL	Chicago Bears
Hjalte Froholdt	OL	Cleveland Browns
Jason Peters^	OL	Dallas Cowboys
John Ridgeway	DL	Dallas Cowboys
McTelvin Agim^	DL	Denver Broncos
Jerry Jacobs*	DB	Detroit Lions
Frank Ragnow	OL	Detroit Lions
Dan Skipper^	OL	Detroit Lions
Montaric Brown	DB	Jacksonville Jaguars
Grant Morgan^	LB	Jacksonville Jaguars
Trey Flowers	LB	Miami Dolphins
Hunter Henry	TE	New England Patriots
Deatrich Wise Jr.	DL	New England Patriots
Jonathan Marshall^	DL	New York Jets
Dre Greenlaw	LB	San Francisco 49ers
Treyton Burks	WR	Tennessee Titans
Cody Hollister	WR	Tennessee Titans
Kamren Curl	DB	Washington Commanders
De'Jon Harris^	LB	Washington Commanders
Jonathan Williams	RB	Washington Commanders

* Reserve/Injured // ^ Practice Squad



THE HOG POD WITH BO MATTINGLY

Check out the Hog Pod with Bo Mattingly for great stories and insight about Razorback football, including episodes with AD Hunter Yurachek, head coach Sam Pittman, offensive coordinator Kendal Briles, defensive coordinator Barry Odom, QB KJ Jefferson, LB Bumper Pool and others. Find The Hog Pod anywhere you get your podcasts, or visit ArkansasRazorbacks.com/TheHogPod.

RAZORBACK NOTEBOOK

HARD KNOX

- Senior TE Trey Knox is Arkansas' most experienced returning pass catcher from last year's team.
- Knox, who has 61 receptions for 671 yards and six touchdowns in 34 career games, shifted to tight end last season after beginning his collegiate career at wide receiver and caught 20 balls for 141 yards and one touchdown in the new role.
- He shined in the 2022 season opener with six catches for 75 yards and a career-best two touchdowns, becoming the first Razorback tight end with 2+ receiving scores in a game since Cheyenne O'Grady's two-touchdown game against LSU in 2018.
- No returning Razorback pass catcher from last year's squad has more career receptions than Knox:

Rank	Player	Career Games Played	Career Receptions
1.	WR/TE Trey Knox	34	61
2.	WR Warren Thompson	30	32
3.	TE Hudson Henry	19	23
4.	RB Raheim Sanders	14	14
5.	RB AJ Green	13	7
	RB Dominique Johnson	18	7

NEW GUYS BRING EXPERIENCE

- In addition to leading returners TE Troy Knox and redshirt senior WR Warren Thompson, a pair of newcomers – redshirt junior WR Jadon Haselwood and senior WR Matt Landers – will help fill the void left by WR Treyton Burks' departure.
- Burks, who cemented his status as one of the greatest wide receivers in school history with 66 catches for 1104 yards and 11 touchdowns last season, was selected by the Tennessee Titans with the No. 18 overall pick of the 2022 NFL Draft.
- Both Haselwood, an Oklahoma transfer, and Landers, a Toledo transfer, came up big in Arkansas' season-opening win over Cincinnati. Haselwood had three receptions for 42 yards and a touchdown, while Landers pulled in three balls for 43 yards.
- Haselwood boasts a team-leading 65 career receptions for 778 yards and eight touchdowns in 29 games. He led the Sooners with a team-best 39 catches for 399 yards and a team-leading six touchdowns in 2021.
- Landers spent the first three seasons of his collegiate career at Georgia before transferring at Toledo last season, where he made 20 receptions for 514 yards and five touchdowns in 12 games. He has recorded 35 receptions for 689 yards and six touchdowns in 38 career games.

BUMP IS BACK

- Senior LB Bumper Pool, one of Hogs' top playmakers on the defensive side of the football, made the decision to return for a final season at Arkansas after a sensational 2021 campaign.
- Pool led the Razorbacks in total tackles with 125 (45 solo) last year, his second consecutive season with 100+ total tackles.
- The Lucas, Texas, product is one of college football's premier tackling machines, totaling the second-most stops (333) among all FBS defenders since 2019. Pool is second to Troy LB Carlton Martial, who has totaled 378 tackles in that same span.
- Pool collected his team-leading 18th career double-digit tackle effort in the 2022 season opener against Cincinnati.
- Pool, who entered the 2022 campaign ninth all-time in Arkansas history with 349 career tackles, has climbed to eighth in the program record through one game this season:

Rank	Player	Career Tackles
6.	Caleb Miller (2000-03)	368 (232 UT, 136 AT)
7.	Cliff Powell (1967-69)	367 (172 UT, 195 AT)
8.	Bumper Pool (2018-pres.)	362 (141 UT, 221 AT)
9.	Ronnie Caveness (1962-64)	357 (133 UT, 224 AT)

- Pool's race to become the Hogs' all-time leading tackler continues on Saturday, Sept. 10, against South Carolina.
- He is 47 tackles shy of surpassing LB Tony Bua's 408 career tackles, which have been the program record since 2003.

IT TAKES THREE TO TACKLE

- LB Bumper Pool was one of three Arkansas linebackers to record at least 100 total tackles last season.
- Pool (125; 9.6 per game), LB Grant Morgan (101; 7.7 per game) and LB Hayden Henry (100; 7.7 per game) combined for 326 stops, accounting for 35.6% of the Hogs' total tackles (950).
- Arkansas finished as the only team in the SEC with three players in the league's top 10 in tackles per game last season.

HOG TRACKER

- Of QB KJ Jefferson's 16 career starts under center, seven have come against top-25 teams in the AP Poll: #1 LSU (2019), #2 Alabama (2021), #2 Georgia (2021), #7 Texas A&M (2021), #15 Texas (2021), #17 Ole Miss (2021), #23 Cincinnati (2022).
- Arkansas has scored 30+ points in 10 of QB KJ Jefferson's 16 career starts: 48 at Missouri (2020), 38 vs. Rice (2021), 40 vs. Texas (2021), 45 vs. Georgia Southern (2021), 51 at Ole Miss (2021), 45 vs. UAPB (2021), 31 vs. Mississippi State (2021), 35 at Alabama (2021), 34 vs. Missouri (2021), 31 vs. Cincinnati (2022).
- LB Bumper Pool boasts 362 career total tackles, eighth all-time on the Arkansas career stops list. Pool is just 47 tackles away from overtaking LB Tony Bua (2000-03), whose 408 career total tackles have been the school record for nearly 20 years.
- LB Bumper Pool has posted two consecutive 100-tackle seasons, totaling 101 tackles in 2020 before racking up a team-leading 125 stops in 2021. Pool could become the first Razorback with three consecutive 100-tackle seasons since LB De'Jon Harris (2017-19).
- K Cam Little has connected on 21-of-25 career field goals tries and all 46 of his career point-after attempts. His career field goal percentage currently stands at 84.0%, which would rank first all-time in Arkansas' program history (min. 20 made field goals).

RAZORBACK NOTEBOOK

RETURN OF THE CAT

- Redshirt junior DB Jalen Catalon enters the 2022 campaign as one of the nation's top defensive backs despite missing most of the 2021 season due to a shoulder injury.
- The Mansfield, Texas, native was eighth on the team in total tackles (46) with 1.5 tackles for loss in just six games.
- He finished with two interceptions, picking off a career-high two passes in last year's season opener against Rice.
- His four pass breakups tied for third most on the Hogs.
- In Catalon's last full season, he was a first-team All-SEC honoree and a Football Writers Association of America (FWAA) Freshman All-American following a breakout 2020 campaign.
- He played in all 10 games with nine starts as a redshirt freshman that year, logging 99 total tackles with 2.0 tackles for loss, three interceptions, four pass breakups, two forced fumbles and one fumble recovery.
- Catalon averaged 9.9 tackles per game in 2020, tied for the FBS freshman lead and fourth among all SEC defenders, and was the only FBS freshman to post 95+ tackles and at least three interceptions on the year.
- Following the 2022 season opener, Catalon has 159 total tackles and five interceptions in 21 career games played.



Jalen Catalon, one of the nation's top defensive backs, boasts an extensive list of honors entering the 2022 campaign, including Associated Press preseason All-America recognition.

NO FLY ZONE

- Since Barry Odom began as defensive coordinator in 2020, the Razorbacks have totaled 27 interceptions in 24 games.
- Arkansas tallied 13 interceptions in 10 games in 2020 and 13 interceptions in 13 games in 2021. DB Dwight McGlothlen, a transfer from LSU, recorded the Hogs' first interception of the 2022 campaign in the season opener against Cincinnati.
- Arkansas' 27 interceptions since the start of the 2020 season are tied with Alabama (27 in 29 games) for most in the SEC.
- The Hogs' ball-hawking prowess has been led by DB Jalen Catalon (5) and redshirt junior DB Hudson Clark (3). Catalon picked off three passes in 2020 and two more in 2021, while all three of Clark's interceptions came during the 2020 season.
- Junior DB Myles Slusher (2), redshirt junior DB Malik Chavis (1) and redshirt junior DL Eric Gregory (1) have each chipped in interceptions since the start of the 2020 season.

CAM KICKS FOR A CAUSE

- For every field goal hit, sophomore K Cam Little donates \$20 to Down Syndrome Connection of Northwest Arkansas.
- Little donated \$10 per made field goal to DSCNWA last season in the midst of turning in one of the best freshman campaigns in program history, earning Freshman All-America praise from the Football Writers Association of America.
- In his first year on campus, Little connected on 20-of-24 (83.3%) field goal attempts, was a perfect 46-for-46 on point after attempts and led the Razorbacks with 106 points – just the sixth 100-point season by an Arkansas kicker in history.
- Little's stellar freshman campaign etched his name into the Arkansas record books as his 20 made field goals tied K Todd Wright (20 field goals in 1989) for third most in a single season.
- Little's field goal percentage (83.3%) was the fifth best in school history and the best by an Arkansas kicker since 2013.
- His 46 PATs made matched the seventh-most total in a single season in Arkansas history and were the most since K Cole Hedlund's school-record 58 point after attempts made in 2015.
- Nationally, Little's 20 made field goals were second most among all FBS freshman kickers last season, and his field goal percentage (83.3%) was the best among all FBS freshman kickers with a minimum of 20 field goal attempts.
- Little connected on his only field goal attempt in Arkansas' season-opening win over Cincinnati last weekend.
- His career field goal percentage (84.0%) currently ranks first all-time in Arkansas history (min. 20 made field goals).

FIELD GOAL FUNDRAISER

Game	Opponent	Made-Att.	Money Raised
1	Rice	1-1	\$10
2	Texas	4-4	\$40
3	Georgia Southern	1-1	\$10
4	Texas A&M	2-2	\$20
5	Georgia	0-1	\$0
6	Ole Miss	1-2	\$10
7	Auburn	1-2	\$10
8	UAPB	1-1	\$10
9	Mississippi State	3-4	\$30
10	LSU	3-3	\$30
11	Alabama	0-0	\$0
12	Missouri	2-2	\$20
13	Penn State	1-1	\$10
14	Cincinnati	1-1	\$20
		21-25	\$220

EXTRA! EXTRA! READ ALL ABOUT IT!

- Follow [@RazorbackComms](#), the official Twitter account of Razorback Communications, for Arkansas stats and facts. The account is operated by members of the school's communications staff.
- In-game notes and information will be shared in addition to a traditional postgame notes package, which is shared via email and archived at [ArkansasRazorbacks.com](#).

SEC STANDINGS

EASTERN DIVISION

Team	OVR	SEC	Home	Road	Strk
Georgia	1-0	0-0	0-0	0-0	W1
Kentucky	1-0	0-0	1-0	0-0	W1
Tennessee	1-0	0-0	1-0	0-0	W1
Missouri	1-0	0-0	1-0	0-0	W1
South Carolina	1-0	0-0	1-0	0-0	W1
Florida	1-0	0-0	1-0	0-0	W1
Vanderbilt	2-0	0-0	1-0	1-0	W2

WESTERN DIVISION

Team	OVR	SEC	Home	Road	Strk
Alabama	1-0	0-0	1-0	0-0	W1
Ole Miss	1-0	0-0	1-0	0-0	W1
Arkansas	1-0	0-0	1-0	0-0	W1
Mississippi St.	1-0	0-0	1-0	0-0	W1
Texas A&M	1-0	0-0	1-0	0-0	W1
Auburn	1-0	0-0	1-0	0-0	W1
LSU	0-1	0-0	0-0	0-0	L1

SEC SCHEDULE

Saturday, Sept. 10

Alabama at Texas | 11 a.m. | FOX

South Carolina at Arkansas | 11 a.m. | ESPN

Wake Forest at Vanderbilt | 11 a.m. | SEC Network

Missouri at Kansas State | 11 a.m. | ESPN2

Appalachian State at Texas A&M | 2:30 p.m. | ESPN2

Tennessee at Pitt | 2:30 p.m. | ABC

Samford at Georgia | 3 p.m. | SEC Network

Kentucky at Florida | 6 p.m. | ESPN

UCA at Ole Miss | 6 p.m. | SECN+/ESPN+

San Jose State at Auburn | 6:30 p.m. | ESPNU

Southern at LSU | 6:30 p.m. | SEC Network

Mississippi State at Arizona | 10 p.m. | FS1

All times Central

HOGS IN THE POLLS

	AP	Coaches	CFP
Preseason	19	23	-
Sept. 6 (Week 2)	16	17	-
Week 3			
Week 4			
Week 5			
Week 6			
Week 7			
Week 8			
Week 9			
Week 10			
Week 11			
Week 12			
Week 13			
Week 14			
Week 15			



RAZORBACK NOTEBOOK

ACTIVE CAREER LEADERS

TACKLES

Rank	Player, Class	Tackles
1.	Bumper Pool, *Sr.	362
2.	Jalen Catalon, R-Jr.	159
3.	Jordan Domineck, R-Sr.	105
4.	Hudson Clark, R-Jr.	72
5.	Simeon Blair, R-Sr.	69

TACKLES FOR LOSS

Rank	Player, Class	TFL
1.	Bumper Pool, *Sr.	24.0
2.	Jordan Domineck, R-Sr.	18.5
3.	Terry Hampton, *Sr.	10.5
4.	Zach Williams, Sr.	8.5
5.	Eric Gregory, R-Jr.	7.0

SACKS

Rank	Player, Class	Sacks
1.	Jordan Domineck, R-Sr.	10.0
2.	Zach Williams, Sr.	4.0
3.	Eric Gregory, R-Jr.	3.5
4.	Terry Hampton, *Sr.	2.5
5.	Isaiah Nichols, R-Sr.	2.5

INTERCEPTIONS

Rank	Player, Class	INTs
1.	Jalen Catalon, R-Jr.	5
2.	Hudson Clark, R-Jr.	3
3.	Myles Slusher, Jr.	2
4.	Dwight McGlothorn, Jr.	2
5.	Latvius Brini, *Sr.	1
	Malik Chavis, R-Jr.	1
	Eric Gregory, R-Jr.	1

RUSHING

Rank	Player, Class	Yards
1.	KJ Jefferson, R-Jr.	851
2.	Raheim Sanders, So.	695
3.	Dominique Johnson, Jr.	575
4.	Dennis Daniels, R-Sr.	501
5.	AJ Green, So.	245

RECEPTIONS

Rank	Player, Class	Receptions/Yards
1.	Jadon Haselwood, R-Jr.	65/778
2.	Trey Knox, Jr.	61/671
3.	Matt Landers, Sr.	35/689
4.	Warren Thompson, R-Jr.	32/521
5.	Hudson Henry, R-Jr.	23/134

CAPTAIN OF THE HOGS


- QB KJ Jefferson, OL Dalton Wagner, DB Jalen Catalon and LB Bumper Pool are Arkansas' captains and will wear the "C" patch on their jerseys.
- Jefferson and Catalon were both captains last season and are now the 15th and 16th two-time team captains, respectively, in school history.
- Jefferson is the first Arkansas quarterback since QB Brandon Allen (2014-15) to be named a captain twice by his teammates.
- Catalon, meanwhile, is the first Arkansas defensive back since DB Santos Ramirez (2017-18) to wear the "C" patch twice.
- HB/FB Herbert Fishback (1895-97) is the only three-time team captain in program history.

TURNED THINGS AROUND

- Sam Pittman is at the helm of one of the most remarkable turnarounds in college football.
- Following consecutive two-win campaigns, which both included no SEC victories, in 2018 and 2019, the Razorbacks won three games against a conference-only schedule in Pittman's first season (2020) and won nine games in his second year (2021).

School	2018	2019	2020	2018-20 Avg.	2021	Win Differential
Arkansas	2	2	3	2.3	9	6.7
Ole Miss	5	4	5	4.7	10	5.3
Georgia	11	12	8	10.3	14	3.7
South Carolina	7	4	2	4.3	7	2.7
Kentucky	10	8	5	7.7	10	2.3
Tennessee	5	8	3	5.3	7	1.7
Mississippi State	8	6	4	6.0	7	1.0
Alabama	14	11	13	12.7	13	0.3
Missouri	8	6	5	6.3	6	-0.3
Texas A&M	9	8	9	8.7	8	-0.7
Vanderbilt	6	3	0	3.0	2	-1.0
Auburn	8	9	6	7.7	6	-1.7
Florida	10	11	8	9.7	6	-3.7
LSU	10	15	5	10.0	6	-4.0

- Pittman's Razorbacks won nine games in 2021, including all three of the program's trophy games for the first time in history in addition to the Outback Bowl, after totaling just eight wins in the three seasons prior to his return to The Hill.
- Arkansas started the 2021 campaign with a 4-0 record, rising to as high as No. 8 in the AP poll - the team's highest ranking since 2011 - and checking in at No. 21 in the final College Football Playoff rankings, tying the Razorbacks' highest-ever ranking from the committee and marking their first time finishing the season in the Top 25 since the CFP's inception in 2014.
- Pittman, who was named the AFCA Region 2 Coach of the Year in 2021, has won seven SEC games in his first two years as head coach, the most since Houston Nutt won 10 in his first two years (1998-99) at the helm.



THE RAZORBACK DAILY

The Razorback Daily is the official daily podcast of the Arkansas Razorbacks. Hosted by Quinn Grovey and Matt Zimmerman, it is the one-stop shop for everything fans need to know about the Hogs: the biggest stories, exclusive interviews and opinions on the most important news of the day. Find The Razorback Daily anywhere you get your podcasts, or visit linktr.ee/razorbackdaily.



2022 HONORS

PRESEASON ALL-AMERICA

Jalen Catalon • R-Jr. • DB

ESPN – First Team
Phil Steele – First Team
Associated Press – Second Team
Athlon Sports – Second Team
CBS Sports / 247Sports – Second Team
Sporting News – Second Team
Sports Illustrated – Second Team
The Athletic – Second Team
Pro Football Focus – Third Team

Bumper Pool • Sr. • LB

Phil Steele – Second Team
Athlon Sports – Fourth Team
Pro Football Focus – Honorable Mention

Ricky Stromberg • Sr. • OL

The Athletic – Second Team
Phil Steele – Fourth Team

PRESEASON ALL-SEC

Reid Bauer • R-Sr. • P

Pro Football Focus – Third Team

Jalen Catalon • R-Jr. • DB

CBS Sports – First Team
Coaches – First Team
Media – First Team
Phil Steele – First Team
Athlon Sports – Second Team
Pro Football Focus – Second Team

Jadon Haselwood • R-Jr. • WR

Phil Steele – Fourth Team

KJ Jefferson • R-Jr. • QB

Athlon Sports – Third Team

Brady Latham • R-Jr. • OL

CBS Sports – Third Team
Coaches – Third Team
Media – Third Team
Pro Football Focus – Third Team

Beaux Limmer • R-Jr. • OL

Pro Football Focus – Second Team
Athlon Sports – Third Team
Phil Steele – Fourth Team

Cam Little • So. • K

Pro Football Focus – Second Team
Athlon Sports – Fourth Team
Phil Steele – Fourth Team

Isaiah Nichols • R-Sr. • DL

Phil Steele – Fourth Team

Bumper Pool • Sr. • LB

Athlon Sports – First Team
Coaches – First Team
Phil Steele – First Team
Pro Football Focus – First Team
CBS Sports – Second Team
Media – Second Team

Drew Sanders • Jr. • LB

Athlon Sports – Fourth Team

Raheim Sanders • So. • RB

Athlon Sports – Fourth Team

Ricky Stromberg • Jr. • OL

Athlon Sports – First Team
CBS Sports – First Team
Coaches – First Team
Media – First Team
Phil Steele – First Team
Pro Football Focus – Second Team

Dalton Wagner • R-Sr. • OL

Pro Football Focus – Third Team

WATCH LISTS

Reid Bauer • R-Sr. • P

Ray Guy Award

Simeon Blair • R-Sr. • DB

Reese's Senior Bowl

Latavious Brini • Sr. • DB

Reese's Senior Bowl

Jalen Catalon • R-Jr. • DB

Bronko Nagurski Trophy
Chuck Bednarik Award
Jim Thorpe Award

Dominique Johnson • Jr. • RB

Earl Campbell Tyler Rose Award

KJ Jefferson • R-Jr. • QB

Davey O'Brien Award
Johnny Unitas Golden Arm Award
Manning Award
Maxwell Award

Trey Knox • Sr. • TE

Reese's Senior Bowl

Cam Little • So. • K

Danny Wuerffel Trophy
Lou Groza Award

Sam Pittman • Head Coach

Bobby Dodd Coach of the Year Award

Bumper Pool • Sr. • LB

Bronko Nagurski Trophy
Chuck Bednarik Award
Dick Butkus Award
Reese's Senior Bowl
Vince Lombardi Award

Ricky Stromberg • Jr. • OL

Outland Trophy
Reese's Senior Bowl
Rimington Trophy

Dalton Wagner • R-Sr. • OL

Reese's Senior Bowl

Zach Williams • Sr. • DL

Reese's Senior Bowl

WEEKLY AWARDS

Jordan Domineck • R-Sr. • DL

SEC Defensive Lineman of the Week (Week 1)

KJ Jefferson • R-Jr. • QB

Davey O'Brien Award Great 8 (Week 1)

Bumper Pool • Sr. • LB

SEC Defensive Player of the Week (Week 1)

MISCELLANEOUS OFFENSE STATS

GAMES WITH A RECEPTION

Player	2018	2019	2020	2021	2022	Career
Rashod Dubinion	--	--	--	--	1	1
AJ Green	--	--	--	5	0	5
Jadon Haselwood	--	6	3	12	1	22
Hudson Henry	--	2	5	3	0	10
Ketron Jackson Jr.	--	--	--	4	0	4
KJ Jefferson	--	1	0	0	0	1
Dominique Johnson	--	--	0	5	0	5
Trey Knox	--	7	5	6	1	19
Matt Landers	0	6	1	7	1	15
Raheim Sanders	--	--	--	6	1	7
Bryce Stephens	--	--	--	1	0	1
Warren Thompson	--	--	--	10	1	11

5+ RECEPTIONS

Player	2018	2019	2020	2021	2022	Career
Jadon Haselwood	--	0	0	1	0	1
Hudson Henry	--	0	1	0	0	1
Trey Knox	--	3	0	1	1	5
Matt Landers	0	0	0	2	0	2

20+ YARD RECEPTION

Player	2018	2019	2020	2021	2022	Career
Rashod Dubinion	--	--	--	--	1	1
AJ Green	--	--	--	1	0	1
Ketron Jackson Jr.	--	--	--	1	0	1
Dominique Johnson	--	--	0	1	0	1
Trey Knox	--	5	1	0	2	8
Matt Landers	--	--	--	--	1	1
Raheim Sanders	--	--	--	2	0	2
Warren Thompson	--	--	0	4	0	4

40+ YARD RECEPTION

Player	2018	2019	2020	2021	2022	Career
AJ Green	--	--	--	--	1	1
Dominique Johnson	--	--	--	0	1	1
Trey Knox	--	--	1	0	0	1
Warren Thompson	--	--	--	0	2	2

100 YARDS RECEIVING

Player	2018	2019	2020	2021	2022	Career
Matt Landers	0	0	0	2	0	2

GAMES WITH A RECEIVING TD

Player	2018	2019	2020	2021	2022	Career
AJ Green	--	--	--	1	0	1
Jadon Haselwood	--	1	0	3	1	5
Hudson Henry	--	--	1	0	0	1
Ketron Jackson Jr.	--	--	--	1	0	1
Dominique Johnson	--	--	0	1	0	1
Trey Knox	--	2	0	1	1	3
Matt Landers	0	1	0	4	0	5
Raheim Sanders	--	--	--	1	0	1
Warren Thompson	--	--	0	2	0	2

GAMES WITH MULTIPLE RECEIVING TDS

Player	2018	2019	2020	2021	2022	Career
Jadon Haselwood	--	0	0	2	0	2
Trey Knox	--	0	0	0	1	1
Matt Landers	0	0	0	1	0	1

10+ YARD RUNS

Player	2018	2019	2020	2021	2022	Career
Reid Bauer	0	0	0	1	0	1
Rashod Dubinion	--	--	--	--	1	1
AJ Green	--	--	--	6	0	6
Malik Hornsby	--	--	0	9	1	10
Javion Hunt	--	--	--	1	0	1
KJ Jefferson	--	3	3	34	3	43
Dominique Johnson	--	--	0	20	0	20
Raheim Sanders	--	--	--	18	3	21

20+ YARD RUNS

Player	2018	2019	2020	2021	2022	Career
Reid Bauer	0	0	0	1	0	1
A.J. Green	--	--	--	2	0	2
Malik Hornsby	--	--	0	3	0	3
KJ Jefferson	--	1	0	4	0	5
Dominique Johnson	--	--	0	6	0	6
Raheim Sanders	--	--	--	3	2	5

100 YARDS RUSHING

Player	2018	2019	2020	2021	2022	Career
KJ Jefferson	--	0	0	1	0	1
Dominique Johnson	--	--	0	1	0	1
Raheim Sanders	--	--	--	1	1	2

GAMES WITH A RUSHING TD

Player	2018	2019	2020	2021	2022	Career
A.J. Green	--	--	--	1	0	1
Malik Hornsby	--	--	0	1	0	1
KJ Jefferson	--	1	2	3	1	7
Dominique Johnson	--	--	0	6	0	6
Raheim Sanders	--	--	--	3	0	3

GAMES WITH MULTIPLE RUSHING TDS

Player	2018	2019	2020	2021	2022	Career
KJ Jefferson	--	0	0	2	0	2
Dominique Johnson	--	--	0	1	0	1
Raheim Sanders	--	--	--	2	0	2

MISC. OFFENSE STATS

CAREER 100-YARD RUSHING GAMES

Raheim Sanders • Fr. • RB (2)

139 - Ole Miss, 2021

117 - Cincinnati, 2022

KJ Jefferson • R-So. • QB (1)

110 - Penn State, 2022

Dominique Johnson • So. • RB (1)

107 - Mississippi State, 2021

CAREER 100-YARD RECEIVING GAMES

Matt Landers • Sr. • WR (2)

*150 - Eastern Michigan, 2021

*137 - Middle Tennessee, 2021

*at Toledo

ARKANSAS 20+ YARD PLAYS

Yards	Type	Player(s)	Opponent
37	Run	Rocket Sanders	Cincinnati
32*	Pass	KJ Jefferson to Trey Knox	Cincinnati
29	Pass	KJ Jefferson to Rashod Dubinion	Cincinnati
24	Run	Rocket Sanders	Cincinnati
22	Pass	KJ Jefferson to Trey Knox	Cincinnati
20	Pass	KJ Jefferson to Matt Landers	Cincinnati

* touchdown scored on play

MISC. DEFENSE STATS

DOUBLE-DIGIT TACKLES

Player	2018	2019	2020	2021	2022	Career
Jalen Catalon	--	--	7	1	0	8
Hudson Clark	--	--	1	0	0	1
Joe Foucha	0	2	1	1	0	4
Bumper Pool	1	3	6	7	1	18

TEAM LEADER IN TACKLES (Ties included)

Player	2018	2019	2020	2021	2022	Career
Jalen Catalon	--	--	1	1	0	2
Hudson Clark	--	--	1	0	0	1
Bumper Pool	0	3	5	7	1	16

GAMES WITH A SACK (Half sacks included)

Player	2018	2019	2020	2021	2022	Career
Simeon Blair	--	--	0	1	0	1
Taurean Carter	--	0	0	1	0	1
Jordan Domineck	0	0	3	5	1	9
Dorian Gerald	--	0	1	0	0	1
Eric Gregory	--	--	3	1	0	4
Landon Jackson	--	--	--	0	1	1
Isaiah Nichols	--	--	1	2	0	3
Bumper Pool	0	1	1	0	0	2
Drew Sanders	0	0	0	1	1	2
Myles Slusher	--	--	0	1	0	1
Zach Williams	--	0	1	4	1	6

MULTIPLE SACKS (1.5 sacks or more)

Player	2019	2020	2021	2022	Career
Dorian Gerald	--	0	1	0	1

HEAD COACH SAM PITTMAN

- Led Arkansas to wins over Texas A&M (Southwest Classic), LSU (Battle for the Golden Boot) and Missouri (Battle Line Rivalry) to capture all three rivalry trophies for the first time in school history in 2021.
- The Razorbacks won a bowl game for first time since 2016 and their first Jan. 1 bowl since 2000 with Outback Bowl victory.
- Guided Arkansas to eight regular-season wins in 2021, the team's most victories in a regular season since the 2011 campaign.

Sam Pittman, one of the nation's premier recruiters, was named the 34th head coach in Razorback history prior to the 2020 season and has led one of the most remarkable program turnarounds in college football since taking the helm.

Preaching belief, it did not take long for Pittman to make the state proud. After restoring belief in his first season as the head coach, Pittman pushed the program back onto the national scene in just his second year. The Razorbacks won eight games combined in the three seasons prior to Pittman's arrival before winning nine games in 2021, including an Outback Bowl victory over Penn State, for the program's most wins in a decade. Arkansas finished the season ranked No. 21 in the Associated Press Poll and No. 20 in the USA Today Coaches' Poll, ending the season ranked for the first time since 2011.

The Hogs started the 2021 season 4-0 and rose to No. 8 in the Associated Press poll early in the season – the team's highest ranking since 2011 – and later set a program first by being ranked in consecutive College Football Playoff rankings after the Razorbacks beat No. 17 Mississippi State. For the first time in history, the Hogs also captured all three of the program's trophy games, beating No. 7 Texas A&M in the Southwest Classic, winning at LSU to recapture the Golden Boot and topping Missouri in the season finale to earn the Battle Line Rivalry trophy. Pittman and the Razorbacks entered the postseason with eight wins – the most regular season victories at Arkansas since 2011 – before adding a fourth trophy to the case with a 24-10 win over the Nittany Lions in Tampa, Fla. at the Outback Bowl.

Pittman's players have also been in the spotlight over the last two seasons. Linebacker Grant Morgan became the first Razorback in history to win the Burlsworth Trophy – given annually to the nation's best player who started his career as a walk-on – and just the 16th Hog ever to earn Walter Camp Football Foundation All-America honors. Earlier this spring, Treyton Burks became the first Arkansas player to be selected in the first round of the NFL Draft since 2018 when Pittman protégé Frank Ragnow was taken 20th overall. Burks went 16th overall to Tennessee after being named a First-Team All-SEC wide receiver. Montaric Brown earned All-SEC first team honors this past season before being selected by the Jacksonville Jaguars. Burks and Brown were joined by John Ridgeway (Dallas Cowboys) to give Arkansas their most players selected in the NFL Draft since 2019.

Pittman's program has also proven to be strong on the recruiting trail. The Hogs have hauled in consecutive Top 30 classes while also finding impact players in the transfer portal. This past fall, freshmen running backs Raheim Sanders and AJ Green along with wide receiver Ketrone Jackson and defensive back Jayden Johnson all made significant contributions with Sanders being one of four Hogs to eclipse 500 yards rushing. The 2021 team also featured five impact players from the transfer portal.

Under the first-year head coach in 2020, Arkansas compiled a 3-7 record against an ultra-challenging SEC-only schedule in a season marred by the COVID-19 pandemic. In week two, the Razorbacks defeated No. 16 Mississippi State on the road, 21-14, snapping a 20-game SEC losing streak and claiming their first win against a ranked team since November 2016. Pittman oversaw immediate change on both sides of the ball with the offense averaging 51 more total yards per game and the defense forcing seven more interceptions than the 2019 team. Linebacker Grant Morgan earned Walter Camp second-team All-America honors, becoming the 16th Razorback in program history to earn the nod from the nation's oldest All-America team. Pittman guided the Razorbacks to their 43rd all-time bowl berth, becoming the fifth coach in school history to lead the team to a bowl in his first season and first since Houston Nutt in 1998 (Florida Citrus Bowl). The 2020 Texas Bowl, however, was canceled due to COVID-19 issues within TCU's program.

Before his return to Fayetteville, Pittman spent four seasons on staff at Georgia, including the 2019 season when he served as associate head coach and offensive line coach for the Bulldogs. He arrived in Athens in 2016 as the offensive line coach as part of Kirby Smart's first staff. In his four seasons with the Bulldogs, Pittman helped Georgia to unprecedented success including three-straight Southeastern Conference Eastern Division titles. Pittman's linemen paved the way for the Bulldogs' rushing attack in 2019 led by D'Andre Swift, who finished fourth in the league with 1,216 yards just ahead of Arkansas' Rakeem Boyd (1,133). Andrew Thomas, Isaiah Wilson and Solomon Kindley led the way up front on Pittman's o-line and later heard their names called in the NFL Draft with Thomas and Wilson going in the first round.

An original member of Bret Bielema's staff at Arkansas in 2013, Pittman helped build the Razorbacks' offensive line into one of the league's best. He quickly made an impact, helping Travis Swanson earn first-team All-America honors and Rimington Trophy finalist honors in 2013. His first two offensive lines at Arkansas led the SEC in sacks allowed per game and his offensive line in 2014 paved the way for two 1,000-yard rushers in Jonathan Williams and Alex Collins. The unit averaged 328.4 pounds per player, making it the largest offensive line in the FBS and NFL that season.

The Oklahoma native has coached at seven different Power 5 schools during his 32 years of coaching, including Oklahoma, Missouri, Kansas, North Carolina and Tennessee. With a wealth of experience, Pittman is widely regarded as one of the nation's best offensive line coaches. He has coached 17 players that have been selected in the NFL Draft since 2013, including first round picks Andrew Thomas (4th in 2020), Isaiah Wilson (29th in 2020), Ragnow (20th in 2018), Isaiah Wynn (23rd overall in 2018), Ja'Wuan James (19th overall in 2014) and Jonathan Cooper (7th overall in 2013).

Overall, Pittman has coached seven offensive linemen that were selected in the first round of the NFL Draft, including Stockar McDougle (20th overall in 2000). Pittman also became the highest drafted Razorback center in school history at the time when he was picked 76th overall in 2014.

Pittman's coaching career began in 1987 as the head coach at Princeton (Mo.) HS. He coached at Hutchinson (Kan.) CC for three seasons, including the final two as the head coach, before getting his first FBS opportunity as Northern Illinois' offensive line coach in 1994. He later returned to NIU to help the Huskies to a pair of division championships and two bowl games and was the first assistant head coach in program history.

Pittman played defensive end at Pittsburg State, where he was a first-team NAIA All-American and twice earned all-conference recognition. He graduated with a bachelor's degree in education in 1986 and was inducted into the PSU Athletics Hall of Fame in 1998. As a senior at Grove High School, Pittman won the state Class 3A shot put title.

He and his wife, Jamie, reside in Fayetteville. Full bio on ArkansasRazorbacks.com.



COACHING HISTORY

2020-pres.	Arkansas Head Coach
2019	Georgia Associate Head Coach/OL
2016-18	Georgia Offensive Line
2013-15	Arkansas Asst. HC/OL/Recruiting Coord.
2012	Tennessee Offensive Line
2011	North Carolina Associate Head Coach/OL
2007-10	North Carolina Offensive Line
2004-06	Northern Illinois Assistant Head Coach/OL
2003	Northern Illinois Offensive Line
2001	Kansas Offensive Line
2000	Missouri Offensive Line
1999	Western Michigan Assistant Coach
1997-98	Oklahoma Offensive Line
1996	Cincinnati Offensive Tackles/Tight Ends
1994-95	Northern Illinois Offensive Line
1992-93	Hutchinson (Kan.) CC Head Coach
1991	Hutchinson (Kan.) CC Offensive Line
1989-90	Trenton (Mo.) HS Head Coach
1987-88	Princeton (Mo.) HS Head Coach

GAME 2: SOUTH CAROLINA

GAME-BY-GAME BREAKDOWN

	FINAL	SCORE BY QUARTER					FIRST DOWNS					RUSHING			PASSING			OFFENSE		PUNTING	FUMBLES	PENALTY	THIRD	TOTAL
GAME	SCORE	1	2	3	4	OT	RU	PA	PN	TOT	ATT	YDS	TD	C-A-I	YDS	TD	ATT	YDS	NO-NET	AVG	NO-LOST	NO-YDS	DOWNS	TOP
Cincinnati	24	0	0	17	7	-	7	15	2	24	31	111	1	26-43-1	325	2	76	436	4-45.5	2-1	10-65	8/16	31:24	
Arkansas	31	7	7	10	7	-	11	11	1	23	45	224	1	18-26-0	223	3	71	447	6-29.0	3-1	7-63	8/16	28:36	
S. Carolina																								
Arkansas																								
Missouri St.																								
Arkansas																								
Arkansas																								
Texas A&M																								
Alabama																								
Arkansas																								
Arkansas																								
Miss. State																								
Arkansas																								
BYU																								
Arkansas																								
Auburn																								
Liberty																								
Arkansas																								
LSU																								
Arkansas																								
Ole Miss																								
Arkansas																								
Arkansas																								
Missouri																								

AP POLL

As of Sept. 6, 2022

Rank	Team	Record	Points	Previous
1	Alabama (44)	1-0	1,552	1
2	Georgia (17)	1-0	1,511	3
3	Ohio State (2)	1-0	1,471	2
4	Michigan	1-0	1,299	8
5	Clemson	1-0	1,280	4
6	Texas A&M	1-0	1,241	6
7	Oklahoma	1-0	1,130	9
8	Notre Dame	0-1	1,085	5
9	Baylor	1-0	1,057	10
10	USC	1-0	898	14
11	Oklahoma State	1-0	818	12
12	Florida	1-0	763	RV
13	Utah	0-1	717	7
14	Michigan State	1-0	690	15
15	Miami (FL)	1-0	679	16
16	Arkansas	1-0	678	19
17	Pitt	1-0	535	17
18	North Carolina State	1-0	513	13
19	Wisconsin	1-0	476	18
20	Kentucky	1-0	373	20
21	BYU	1-0	266	24
22	Ole Miss	1-0	254	21
23	Wake Forest	1-0	246	22
24	Tennessee	1-0	194	RV
25	Houston	1-0	143	24

Others receiving votes: Oregon 131, Penn State 122, Texas 118, Cincinnati 63, Florida State 42, Fresno State 22, UCF 22, Minnesota 22, Kansas State 18, Auburn 15, Mississippi State 10, Air Force 8, Oregon State 5, North Carolina 3, South Carolina 2, Purdue 1, UCLA 1, Arizona 1

USA TODAY COACHES POLL

As of Sept. 6, 2022

Rank	Team	Record	Points	Previous
1	Alabama (57)	1-0	1,615	1
2	Georgia (6)	1-0	1,542	3
3	Ohio State (2)	1-0	1,520	2
4	Clemson	1-0	1,380	4
5	Michigan	1-0	1,333	6
6	Texas A&M	1-0	1,268	7
7	Oklahoma	1-0	1,160	9
8	Baylor	1-0	1,103	10
9	Notre Dame	0-1	1,077	5
10	Oklahoma State	1-0	938	11
11	Michigan State	1-0	860	14
12	USC	1-0	849	15
13	NC State	1-0	642	13
14	Pitt	1-0	624	16
15	Utah	0-1	605	8
16	Miami (FL)	1-0	591	17
17	Arkansas	1-0	554	23
18	Wisconsin	1-0	495	20
19	Florida	1-0	469	NR
20	Kentucky	1-0	421	21
21	Wake Forest	1-0	353	19
22	Texas	1-0	351	18
23	Ole Miss	1-0	292	24
24	Oregon	0-1	206	12
25	BYU	1-0	170	NR

Others receiving votes: Tennessee 143, Penn State 138, Houston 137, Cincinnati 61, Iowa 44, Mississippi State 34, Florida State 33, Central Florida 23, Fresno State 21, Air Force 18, Auburn 15, TCU 7, UCLA 6, South Carolina 6, Utah State 5, Minnesota 5, Syracuse 4, Oregon State 3, UL Lafayette 1, Texas Tech 1

GAME-BY-GAME LEADERS

Opponent	Rushes	Rush Yards	Catches	Receiving Yards	Tackles	Tackles For Loss	Sacks
Cincinnati	20, KJ Jefferson	122, Raheim Sanders	6, Trey Knox	75, Trey Knox	13, Bumper Pool	1.5, Zach Williams	1, Sanders/Domineck

DEPTH CHART

OFFENSE

WR	84	Warren Thompson	R-Sr. // 6-3 // 198
	13	Jaedon Wilson	R-Fr. // 6-3 // 175
	81	Quincey McAdoo	Fr. // 6-2 // 192
WR	9	Jadon Haselwood	R-Jr. // 6-3 // 213
	14	Bryce Stephens	R-Fr. // 6-0 // 176
	16	Isaiah Sategna	Fr. // 5-11 // 173
	85	Harper Cole	R-So. // 5-9 // 178
LT	70	Luke Jones	R-Sr. // 6-5 // 327
	72	Andrew Chamblee	Fr. // 6-6 // 303
LG	62	Brady Latham	R-Jr. // 6-5 // 307
	74	Jalen St. John	R-So. // 6-5 // 327
C	51	Ricky Stromberg	Sr. // 6-4 // 313
	75	Patrick Kutas	Fr. // 6-5 // 305
RG	55	Beaux Limmer	R-Jr. // 6-5 // 302
	76	E'Marion Harris	Fr. // 6-7 // 340
RT	78	Dalton Wagner	*R-Sr. // 6-9 // 331
	53	Ty'Kieast Crawford	Jr. // 6-5 // 325
QB	1	KJ Jefferson	R-Jr. // 6-3 // 242
	4	Malik Hornsby	R-So. // 6-2 // 186
RB	5	Raheim Sanders	So. // 6-2 // 227
	0	AJ Green	So. // 5-11 // 208
TE	7	Trey Knox	Sr. // 6-5 // 245
	89	Nathan Bax	R-Sr. // 6-4 // 252
-OR-	82	Hudson Henry	R-Jr. // 6-5 // 254
WR	3	Matt Landers	Sr. // 6-5 // 197
	2	Ketron Jackson Jr.	So. // 6-2 // 203
	17	Sam Mbake	Fr. // 6-3 // 202

DEFENSE

DE	58	Jashaud Stewart	Jr. // 6-2 // 251
	40	Landon Jackson	So. // 6-7 // 274
DT	50	Eric Gregory	R-Jr. // 6-4 // 303
	99	Terry Hampton	*Sr. // 6-1 // 314
DT	33	Isaiah Nichols	R-Sr. // 6-3 // 315
	5	Cam Ball	R-Fr. // 6-5 // 303
DE	56	Zach Williams	Sr. // 6-4 // 261
	14	Jordan Domineck	R-Sr. // 6-3 // 251
WILL	10	Bumper Pool	*Sr. // 6-2 // 232
	36	Jordan Crook	Fr. // 6-0 // 232
	45	Jackson Woodard	R-So. // 6-3 // 231
MIKE	42	Drew Sanders	Jr. // 6-5 // 233
	27	Chris Paul Jr.	R-Fr. // 6-1 // 230
CB	3	Dwight McGlothorn	Jr. // 6-2 // 181
	11	LaDarrius Bishop	R-Sr. // 6-0 // 194
S	1	Jalen Catalon	R-Jr. // 5-10 // 201
	7	Latavious Brini	*Sr. // 6-2 // 215
S	15	Simeon Blair	R-Sr. // 5-10 // 208
	8	Jayden Johnson	So. // 6-2 // 204
CB	17	Hudson Clark	R-Jr. // 6-2 // 182
	4	Malik Chavis	R-Jr. // 6-2 // 192
	19	Khari Johnson	Jr. // 6-0 // 192
NB	2	Myles Slusher	Jr. // 6-0 // 194
	18	Trent Gordon	R-Sr. // 5-11 // 188
	6	Jacorrei Turner	R-So. // 6-2 // 206

SPECIAL TEAMS

K	29	Cam Little	So. // 6-2 // 181
KO	19	Jake Bates	*Sr. // 5-10 // 202
P	31	Max Fletcher	Fr. // 6-5 // 178
	30	Reid Bauer	R-Sr. // 5-11 // 206
LS	48	Eli Stein	Fr. // 6-3 // 227
	52	John Oehrlein	R-Jr. // 6-1 // 235
-OR-	46	Francisco Castro	R-Fr. // 6-1 // 217
H	30	Reid Bauer	R-Sr. // 5-11 // 206
KR	0	AJ Green	So. // 5-11 // 208
	6	Rashod Dubinion	Fr. // 5-10 // 211
PR	14	Bryce Stephens	R-Fr. // 6-0 // 176
	85	Harper Cole	R-So. // 5-9 // 178

GAME 2: SOUTH CAROLINA

GAME-BY-GAME OFFENSIVE STARTERS

Opponent	LT	LG	C	RG	RT	TE	TE/WR	QB	RB	WR	WR
Cincinnati	L. Jones	Latham	Stromberg	Limmer	Wagner	Knox	Thompson	Jefferson	R. Sanders	Haselwood	Landers
South Carolina											
Missouri State											
vs. Texas A&M											
Alabama											
at Mississippi State											
at BYU											
at Auburn											
Liberty											
LSU											
Ole Miss											
at Missouri											

GAME-BY-GAME DEFENSIVE STARTERS

Opponent	DE	DT	DT	DE	WILL	MIKE	CB	S	S	CB	NB	DIME
Cincinnati	Stewart	Gregory	Nichols	Z. Williams	Pool	D. Sanders	McGlothern	Catalon	Blair	Clark	Slusher	--
South Carolina												
Missouri State												
vs. Texas A&M												
Alabama												
at Mississippi State												
at BYU												
at Auburn												
Liberty												
LSU												
Ole Miss												
at Missouri												

CAREER STARTS

OFFENSE	2022	2021	2020	2019	2018	TOT	CONS	DEFENSE	2022	2021	2020	2019	2018	TOT	CONS
Dalton Wagner, OL, *R-Sr.	1	10	5	12	1	29	6	Bumper Pool, LB, *Sr.	1	1	9	12	4	27	1
Brady Latham, OL, R-Jr.	1	13	10	0	-	24	24	Jalen Catalon, DB, R-Jr.	1	6	9	0	-	16	1
Ricky Stromberg, OL, Sr.	1	13	8	11	-	22	13	Jordan Domineck, DL, R-Sr.	0	8	4	3	0	15	-
Trey Knox, WR, Sr.	1	0	6	11	-	18	1	Isaiah Nichols, DL, R-Sr.	1	4	7	0	-	13	1
Beaux Limmer, OL, R-Jr.	1	11	6	0	-	18	12	Hudson Clark, DB, R-Jr.	1	4	7	-	-	12	3
KJ Jefferson, QB, R-Jr.	1	13	1	1	-	16	14	LaDarrius Bishop, DB, R-Sr.	0	9	1	3	-	11	-
Jadon Haselwood, WR, R-Jr.	1	12	0	0	1	13	1	Eric Gregory, DL, R-Jr.	1	3	7	-	-	11	2
Warren Thompson, WR, R-Sr.	1	3	3	0	0	7	2	Myles Slusher, DB, Jr.	1	7	2	-	-	10	8
Dominique Johnson, RB, Jr.	0	6	0	-	-	7	-	Simeon Blair, DB, R-Sr.	1	7	2	0	-	9	4
Hudson Henry, TE, R-Jr.	0	0	5	-	-	6	-	Dwight McGlothern, DB, Jr.	1	6	0	-	-	7	1
Matt Landers, WR, Sr.	1	0	0	1	0	2	1	Dorian Gerald, DL, *R-Sr.	0	1	1	2	2	5	-
Cade Fortin, QB, R-Sr.	0	2	0	0	0	2	-	Zach Williams, DL, Sr.	1	0	4	0	-	5	1
Luke Jones, OL, R-Sr.	1	0	0	0	0	1	1	Drew Sanders, LB, Jr.	1	3	-	-	-	4	1
Raheim Sanders, RB, So.	1	0	-	-	-	1	1	Jayden Johnson, DB, So.	0	3	-	-	-	3	-
								Malik Chavis, DB, R-Jr.	0	2	0	-	-	2	-
								Khari Johnson, DB, Jr.	0	0	1	-	-	1	-
								Taurean Carter, DL, R-Jr.	0	0	1	0	-	1	-
								Jashaud Stewart, DL, Jr.	1	1	0	-	-	1	1

EXPERIENCE ANALYSIS

The chart to the right shows Arkansas' offensive and defensive starting lineups over the last 15 years with numbers representing total starts by classes and percentages of total starts for the entire season.

Season	G	SR	JR	SO	FR	UpperCI%
2022	1 (1-0)	10 (45.5%)	11 (50.0%)	1 (4.6%)	0 (0.0%)	(95.5%)
2021	13 (9-4)	159 (55.6%)	58 (20.3%)	66 (23.1%)	3 (0.1%)	217 (75.9%)
2020	10 (3-7)	70 (31.8%)	50 (22.7%)	45 (20.5%)	55 (25.0%)	120 (54.6%)
2019	12 (2-10)	77 (29.2%)	55 (20.8%)	73 (27.7%)	59 (22.4%)	132 (50.0%)
2018	12 (2-10)	103 (39.2%)	86 (32.7%)	44 (16.7%)	30 (11.4%)	189 (71.2%)
2017	12 (4-8)	66 (25.0%)	108 (40.1%)	65 (24.6%)	25 (9.5%)	174 (65.9%)
2016	13 (7-6)	114 (39.9%)	82 (28.7%)	70 (24.5%)	20 (6.9%)	196 (68.5%)
2015	13 (8-5)	67 (23.4%)	143 (50.0%)	58 (20.3%)	18 (6.3%)	210 (73.4%)
2014	13 (7-6)	92 (32.2%)	72 (25.2%)	89 (31.1%)	33 (11.5%)	164 (57.3%)
2013	12 (3-9)	107 (40.5%)	59 (22.3%)	57 (21.6%)	41 (15.5%)	166 (66.7%)
2012	12 (4-8)	99 (37.5%)	87 (33.0%)	31 (11.7%)	46 (17.4%)	186 (70.5%)
2011	13 (11-2)	110 (38.5%)	97 (33.9%)	65 (22.7%)	14 (4.9%)	207 (72.4%)
2010	13 (10-3)	102 (35.7%)	107 (37.4%)	44 (15.4%)	33 (11.5%)	209 (73.1%)
2009	13 (8-5)	74 (25.9%)	83 (29.0%)	115 (40.2%)	14 (4.9%)	157 (54.9%)
2008	12 (5-7)	58 (22.0%)	64 (24.2%)	65 (24.6%)	77 (29.2%)	112 (46.2%)

GAME 2: SOUTH CAROLINA

ARKANSAS INDIVIDUAL SEASON-HIGHS

Rush Attempts	20	Raheim Sanders vs. Cincinnati, 9/3
Yards Rushing	117	Raheim Sanders vs. Cincinnati, 9/3
TD Rushes	1	KJ Jefferson vs. Cincinnati, 9/3
Long Rush	37	Raheim Sanders vs. Cincinnati, 9/3
Pass Attempts	26	KJ Jefferson vs. Cincinnati, 9/3
Pass Completions	18	KJ Jefferson vs. Cincinnati, 9/3
Yards Passing	223	KJ Jefferson vs. Cincinnati, 9/3
TD Passes	3	KJ Jefferson vs. Cincinnati, 9/3
Long Pass	32	Jefferson to Knox vs. Cincinnati, 9/3
Receptions	6	Trey Knox vs. Cincinnati, 9/3
Yards Receiving	75	Trey Knox vs. Cincinnati, 9/3
TD Receptions	2	Trey Knox vs. Cincinnati, 9/3
Long Reception	32	Trey Knox vs. Cincinnati, 9/3
Field Goals	1	Cam Little vs. Cincinnati, 9/3
Long Field Goal	32	Cam Little vs. Cincinnati, 9/3
Punts	6	Max Fletcher vs. Cincinnati, 9/3
Punting Avg.	38.5	Max Fletcher vs. Cincinnati, 9/3
Long Punt	50	Max Fletcher vs. Cincinnati, 9/3
Punts Inside 20	1	Max Fletcher vs. Cincinnati, 9/3
Long Punt Return	3	Bryce Stephens vs. Cincinnati, 9/3
Long Kickoff Return	16	AJ Green vs. Cincinnati, 9/3
Tackles	13	Bumper Pool vs. Cincinnati, 9/3
Sacks	1.0 (2x)	J. Domineck, D. Sanders vs. Cincinnati, 9/3
Tackles For Loss	1.5	Zach Williams vs. Cincinnati, 9/3
Interceptions	1	Dwight McGlothern vs. Cincinnati, 9/3

ARKANSAS TEAM GAME-HIGHS

Rushes	45	Cincinnati, 9/3
Yards Rushing	224	Cincinnati, 9/3
Yards Per Rush	5.0	Cincinnati, 9/3
TD Rushes	1	Cincinnati, 9/3
Pass Attempts	26	Cincinnati, 9/3
Pass Completions	18	Cincinnati, 9/3
Yards Passing	223	Cincinnati, 9/3
Yards Per Pass Comp.	12.4	Cincinnati, 9/3
TD Passes	3	Cincinnati, 9/3
Total Plays	71	Cincinnati, 9/3
Total Offense	447	Cincinnati, 9/3
Yards Per Play	6.3	Cincinnati, 9/3
Points	31	Cincinnati, 9/3
Sacks By	3.0	Cincinnati, 9/3
First Downs	23	Cincinnati, 9/3
Penalties	7	Cincinnati, 9/3
Penalty Yards	63	Cincinnati, 9/3
Turnovers	1	Cincinnati, 9/3
Interceptions By	1	Cincinnati, 9/3
Punts	6	Cincinnati, 9/3
Punting Avg	38.5	Cincinnati, 9/3
Long Punt	50	Cincinnati, 9/3
Punts inside 20	1	Cincinnati, 9/3

ARKANSAS' LONGEST PLAYS

Rush	37	Raheim Sanders vs. Cincinnati, 9/3
Pass	32	Jefferson to Knox vs. Cincinnati, 9/3
Field Goal	32	Cam Little vs. Cincinnati, 9/3
Punt	50	Max Fletcher vs. Cincinnati, 9/3
Punt Return	3	Bryce Stephens vs. Cincinnati, 9/3
Kickoff Return	16	AJ Green vs. Cincinnati, 9/3
Interception Return	51	Dwight McGlothern vs. Cincinnati, 9/3
Fumble Return	2	Jordan Domineck vs. Cincinnati, 9/3

OPPONENT INDIVIDUAL SEASON-HIGHS

Rush Attempts	12	Corey Kiner vs. Cincinnati, 9/3
Yards Rushing	59	Corey Kiner vs. Cincinnati, 9/3
TD Rushes	1	Corey Kiner vs. Cincinnati, 9/3
Long Rush	35	Charles McClelland vs. Cincinnati, 9/3
Pass Attempts	42	Ben Bryant vs. Cincinnati, 9/3
Pass Completions	25	Ben Bryant vs. Cincinnati, 9/3
Yards Passing	314	Ben Bryant vs. Cincinnati, 9/3
TD Passes	2	Ben Bryant vs. Cincinnati, 9/3
Long Pass	35	Bryant to Mardner vs. Cincinnati, 9/3
Receptions	5 (2x)	J. Whyte, T. Scott vs. Cincinnati, 9/3
Yards Receiving	77	Tyler Scott vs. Cincinnati, 9/3
TD Receptions	1 (2x)	N. Mardner, L. Taylor vs. Cincinnati, 9/3
Long Reception	35	Nick Mardner vs. Cincinnati, 9/3
Field Goals	1	Ryan Coe vs. Cincinnati, 9/3
Long Field Goal	26	Ryan Coe vs. Cincinnati, 9/3
Punts	4	Mason Fletcher vs. Cincinnati, 9/3
Punting Avg.	46.3	Mason Fletcher vs. Cincinnati, 9/3
Long Punt	54	Mason Fletcher vs. Cincinnati, 9/3
Punts Inside 20	2	Mason Fletcher vs. Cincinnati, 9/3
Long Punt Return	30	Tre Tucker vs. Cincinnati, 9/3
Long Kickoff Return	29	Tre Tucker vs. Cincinnati, 9/3
Tackles	12	Ivan Pace Jr. vs. Cincinnati, 9/3
Sacks	1.0 (2x)	J. Sheppard, I. Pace Jr. vs. Cincinnati, 9/3
Tackles For Loss	3.5	Ivan Pace Jr. vs. Cincinnati, 9/3
Interceptions		

OPPONENT TEAM GAME-HIGHS

Rushes	31	Cincinnati, 9/3
Yards Rushing	113	Cincinnati, 9/3
Yards Per Rush	3.6	Cincinnati, 9/3
TD Rushes	1	Cincinnati, 9/3
Pass Attempts	42	Cincinnati, 9/3
Pass Completions	25	Cincinnati, 9/3
Yards Passing	314	Cincinnati, 9/3
Yards Per Pass Comp.	12.6	Cincinnati, 9/3
TD Passes	2	Cincinnati, 9/3
Total Plays	73	Cincinnati, 9/3
Total Offense	427	Cincinnati, 9/3
Yards Per Play	5.8	Cincinnati, 9/3
Points	24	Cincinnati, 9/3
Sacks By	2.0	Cincinnati, 9/3
First Downs	24	Cincinnati, 9/3
Penalties	10	Cincinnati, 9/3
Penalty Yards	65	Cincinnati, 9/3
Turnovers	2	Cincinnati, 9/3
Interceptions By		
Punts	4	Cincinnati, 9/3
Punting Avg	46.3	Cincinnati, 9/3
Long Punt	54	Cincinnati, 9/3
Punts inside 20	2	Cincinnati, 9/3

OPPONENT'S LONGEST PLAYS

Long Rush	35	Charles McLelland vs. Cincinnati, 9/3
Long Pass	35	Bryant to Mardner vs. Cincinnati, 9/3
Field Goal	26	Ryan Coe vs. Cincinnati, 9/3
Punt	54	Mason Fletcher vs. Cincinnati, 9/3
Punt Return	30	Tre Tucker vs. Cincinnati, 9/3
Kickoff Return	29	Tre Tucker vs. Cincinnati, 9/3
Interception Return		
Fumble Return	-	-

THE LAST TIME ARKANSAS . . .

RUSHING

Had 500+ yards rushing	vs. South Carolina, 2007 (542)
Had 400+ yards rushing	at Texas Tech, 2014 (438)
Had 400+ yards rushing in consecutive games	at Texas Tech, 2014 (438)
	vs. Nicholls, 2014 (495)
Had 300+ yards rushing	vs. Penn State, 2022 (353)
Had 300+ yards rushing in consecutive games	at Texas Tech, 2014 (438)
	vs. Nicholls, 2014 (495)
Had 300+ yards rushing in three consecutive games	at Alabama, 2007 (301)
	vs. Kentucky, 2007 (338)
	vs. North Texas, 2007 (446)
Had 300+ yards rushing in four consecutive games	vs. Troy, 2007 (350)
	at Alabama, 2007 (301)
	vs. Kentucky, 2007 (338)
	vs. North Texas, 2007 (446)
Had 250+ yards rushing	vs. Penn State, 2022 (353)
Had 200+ yards rushing	vs. Cincinnati, 2022 (224)
Had 200+ yards in consecutive games	vs. UAPB (291) and vs. Mississippi State (202)
Had 70+ rushing attempts	at Kentucky, 2003 (71)
Had 60+ rushing attempts	at Texas Tech, 2014 (68)
Had 50+ rushing attempts	vs. Penn State, 2022 (58)
Had 7+ rushing TDs	at Texas Tech, 2014 (7)
Had 6+ rushing TDs	vs. UT Martin, 2015 (6)
Had 6+ rushing TDs in consecutive games	vs. Nicholls, 2014 (6)
	at Texas Tech, 2014 (7)
Had 5+ rushing TDs	at Mississippi State, 2016 (5)
Had 5+ rushing TDs in consecutive games	vs. Nicholls, 2014 (6)
	at Texas Tech, 2014 (7)
Had 4+ rushing TDs	at Ole Miss, 2021 (4)
Had 4+ rushing TDs in consecutive games	vs. Rice, 2021 (4) and vs. Texas, 2021 (4)
Had 3+ rushing TDs	vs. Penn State, 2021 (3)
Had 3+ rushing TDs in consecutive games	vs. Missouri, 2021 (3) and Penn State, 2022 (3)
Had 3+ rushing TDs in three straight games	vs. Rice, 2021 (4)
	vs. Texas, 2021 (4)
	vs. Georgia Southern, 2021 (3)
Had 2+ players with 100 yards rushing	at Mississippi State, 2016 (Williams III - 205, Whaley - 112)
Had 3+ players with 100 yards rushing	vs. North Texas, 2007 (McFadden - 138, Jones - 132, Barnett - 105)

PASSING

Had 500+ yards passing	vs. Texas A&M, 2011 (510)
Had 400+ yards passing	vs. Alabama, 2016 (400)
Had 300+ yards passing	at Alabama, 2021 (358)
Had 200+ yards passing	vs. Cincinnati, 2022 (224)
Had 50+ pass attempts	vs. San Jose State, 2019 (50)
Had 40+ pass attempts	vs. Auburn, 2019 (40)
Had 30+ pass attempts	at Alabama, 2021 (31)
Had 30+ pass completions	vs. Mississippi State, 2015 (30)
Had 25+ pass completions	at Ole Miss, 2021 (25)
Had 20+ pass completions	at Alabama, 2021 (23)
Had fewer than 10 pass completions	vs. Texas A&M, 2021 (9)
Had 7+ passing TDs	vs. Mississippi State, 2015 (7)
Had 6+ passing TDs	vs. Mississippi State, 2015 (7)
Had 5+ passing TDs	vs. Mississippi State, 2015 (7)
Had 4+ passing TDs	at Alabama, 2021 (4)
Had 3+ passing TDs	vs. Cincinnati, 2022 (3)
Had 5+ passes intercepted	vs. San Jose State, 2019 (5)
Had 4+ passes intercepted	vs. San Jose State, 2019 (5)
Had 3+ passes intercepted	vs. Georgia, 2020 (3)

RECEIVING

Had two players with 100 yards receiving	at Ole Miss, 2015 (Morgan - 122, Reed - 105)
Had 10+ different receivers catch a pass	at Ole Miss, 2019 (10)
Had 9+ different receivers catch a pass	at LSU, 2021 (9)
Had 8+ different receivers catch a pass	at Alabama, 2021 (8)
Had multiple players catch 7+ passes in a game	vs. Mississippi State, 2015 (2)
	(Morgan - 7 & Henry - 7)

COMBINATION OFFENSE

Had one 300-yard passer and one 100-yard rusher in a game	at Ole Miss, 2021
	(Jefferson - 326 pass & Sanders - 139 rush)
Had one 300-yard passer and one 200-yard rusher in a game	at Mississippi State, 2016
	(Allen - 303 pass & Williams III - 205 rush)
Had one 100-yard receiver and one 100-yard rusher in a game	at Ole Miss, 2021
	(Treylon Burks - 136 receiving & Raheim Sanders - 139 rush)
Had one 100-yard receiver and one 100-yard rusher in consecutive games	at Missouri, 2016
	(Hatcher - 106 receiving & Williams III - 117 rush)
Had one 200-yard rusher and one 100-yard receiver in a game	vs. South Carolina, 2006
	(McFadden - 219 rushing & Monk - 192 receiving)
Had one 150-yard rusher and one 150-yard receiver in a game	at Missouri, 2020
	(Trelon Smith - 172 rushing & Treylon Burks - 206 receiving)
Had four different receivers catch a touchdown pass	at Mississippi State, 2015
	(Sprinkle - 3, Henry - 2, Morgan - 1, Cornelius - 1)
Had two 100-yard rushers	at Mississippi State, 2015
	(Williams III - 205 & Whaley - 112)

Had two 100-yard rushers in consecutive games	at Texas Tech, 2014 (Collins - 145 & Williams - 212)
	vs. Nicholls, 2014 (Collins - 143 & Williams - 131)
Had a 200-yard rusher and a 100-yard rusher in a game	at Mississippi State, 2015
	(Williams III - 205 & Whaley - 112)
Had two 150-yard rushers in a game	vs. South Carolina, 2007
	(McFadden - 321 & Jones - 166)
Had three 100-yard rushers in a game	vs. North Texas, 2007
	(McFadden - 138, Jones - 132 & Barnett - 105)
Had two 100-yard receivers in a game	at Ole Miss, 2015
	(Morgan - 122 & Reed - 105)

TOTAL OFFENSE

Had 700+ yards total offense	vs. North Texas, 2007 (713)
Had 600+ yards total offense	at Alabama, 2021 (671)
Had 550+ yards total offense	at Alabama, 2021 (671)
Had 500+ yards total offense	at Alabama, 2021 (671)
Had 400+ yards total offense	vs. Cincinnati, 2022 (447)
Had 500+ yards total offense in consecutive games	at Mississippi State, 2016 (661)
	at Missouri, 2016 (503)
Had 85+ plays total offense	vs. Auburn, 2021 (89)
Had 80+ plays total offense	vs. Auburn, 2021 (89)
Had 75+ plays total offense	vs. Penn State, 2022 (78)

SCORING

Scored 70+ points	vs. Nicholls, 2014 (73)
Scored 60+ points	vs. UT Martin, 2015 (63)
Scored 50+ points	at Ole Miss, 2021 (51)
Scored 40+ points	vs. UAPB, 2021 (45)
Scored 30+ points	vs. Cincinnati, 2022 (31)
Scored 40+ points in three consecutive games	vs. Auburn, 2015 (54)
	vs. UT Martin, 2015 (63)
	at Ole Miss, 2015 (53)
Scored 30+ points in five consecutive games	vs. Auburn, 2015 (54)
	vs. UT Martin, 2015 (63)
	at Ole Miss, 2015 (53)
	at LSU, 2015 (31)
	vs. Mississippi State, 2015 (50)
Scored 40+ points in a half	vs. UAPB, 2021 (45)
Scored 30+ points in a half	vs. UAPB, 2021 (45)
Scored 35+ points in a quarter	vs. Nicholls, 2014 (35)
Scored 28+ points in a quarter	vs. UAPB, 2021 (2nd-28)
Scored 50+ points in consecutive games	at Ole Miss, 2015 (53)
	vs. UT Martin, 2015 (63)
Scored 50+ points in three consecutive games	vs. Auburn, 2015 (54)
	at Ole Miss, 2015 (53)
	vs. UT Martin, 2015 (63)
Scored 50+ points in consecutive SEC games	vs. Auburn, 2015 (54)
	at Ole Miss, 2015 (53)
Both teams combined for 100+ points	at Ole Miss, 2021 (L, 52-51)
Allowed 60+ points	at Florida, 2020 (63)
Allowed 50+ points	at Ole Miss, 2021 (52)
Allowed 40+ points	at Alabama, 2021 (42)
Allowed 30+ points	at Alabama, 2021 (42)
Was held scoreless	at Georgia, 2021 (37-0)
Was held scoreless at Donald W. Reynolds Razorback Stadium	vs. Alabama, 2012 (52-0)
Was held scoreless on the road	at Georgia, 2021 (37-0)
Was held scoreless at a neutral site	vs. Ole Miss, 1959 (28-0)
Won a game without a rushing TD	at LSU, 2021
Won a game without a passing TD	vs. Penn State, 2022
Won a game in the last 25 seconds of regulation with a TD	vs. Mississippi State, 2021
Won a game in the last 25 seconds of regulation with a field goal	at Ole Miss, 2017
Held opponent scoreless	vs. Tulsa, 2018 (23-0)
Held opponent scoreless at Donald W. Reynolds Razorback Stadium	vs. Tulsa, 2018 (23-0)
Held opponent scoreless on the road	at South Carolina, 2002 (23-0)
Held opponent without a touchdown	vs. UAPB, 2021 (45-3)
Held opponent without an offensive touchdown	vs. UAPB, 2021 (45-3)
Held two opponents scoreless in one season	vs. LSU, 2014 (17-0)
	vs. Ole Miss, 2014 (30-0)
Held three opponents scoreless in one season	vs. Tulsa, 1982 (38-0)
	vs. TCU, 1982 (35-0)
	vs. Texas A&M, 1982 (35-0)
Held an opponent scoreless in consecutive games	vs. LSU, 2014 (17-0)
	vs. Ole Miss, 2014 (30-0)
Held an SEC opponent scoreless	vs. Ole Miss, 2014 (30-0)
Held an SEC opponent scoreless in consecutive games	vs. LSU, 2014 (17-0)
	vs. Ole Miss, 2014 (30-0)
Held two SEC opponents scoreless in one season	vs. LSU, 2014 (17-0)
	vs. Ole Miss, 2014 (30-0)
Scored on the first offensive play of the game	vs. Nicholls, 2014 (Hatcher - 82-yard rush)
Scored on the first offensive series of the game	vs. Missouri, 2021 (Little 36-yard field goal)
Scored a two-point conversion passing	at Missouri, 2020 (KJ Jefferson to Mike Woods)
Scored a two-point conversion rushing	vs. Mississippi State, 2021 (Dominique Johnson rush)
Had three players with 2 TDs in a game	vs. Eastern Michigan, 2009 (Green - 2, Davis - 2 & Adams - 2)

THE LAST TIME ARKANSAS . . .

DEFENSE

Held opponent to 10 or fewer first downs: . . . vs. Florida A&M, 2017 (9)
 Held opponent to 0 or fewer yards rushing: . . . vs. Wisconsin, 2007 (-5)
 Held opponent to 25 or fewer yards rushing: . . . vs. New Mexico State, 2017 (11)
 Held opponent to 50 or fewer yards rushing: . . . at Colorado State, 2018 (40)
 Held opponent to 50 or fewer yards passing: . . . vs. Vanderbilt, 2010 (36)
 Held opponent to 100 or fewer yards rushing: . . . vs. Mississippi State, 2021 (69)
 Held opponent to 100 or fewer yards passing: . . . vs. Missouri, 2021 (70)
 Held opponent to 200 or fewer yards total offense: . . . vs. Florida A&M, 2017 (175)
 Held opponent to 250 or fewer yards total offense: . . . vs. UAPB, 2021 (223)
 Held opponent to 300 or fewer yards total offense: . . . vs. UAPB, 2021 (223)
 Intercepted 6+ passes: . . . vs. Ole Miss, 2020 (6)
 Intercepted 5+ passes: . . . vs. Ole Miss, 2020 (6)
 Intercepted 4+ passes: . . . vs. Ole Miss, 2020 (6)
 Intercepted 3+ passes: . . . vs. Rice, 2021 (3)
 Forced 7+ turnovers: . . . vs. Ole Miss (7 - 6 INTs, 1 FUM)
 Forced 6+ turnovers: . . . vs. Ole Miss (7 - 6 INTs, 1 FUM)
 Forced 5+ turnovers: . . . vs. Ole Miss (7 - 6 INTs, 1 FUM)
 Forced 4+ turnovers: . . . vs. Ole Miss (7 - 6 INTs, 1 FUM)
 Scored a safety: . . . vs. Toledo, 2015
 Scored a touchdown: . . . vs. Ole Miss, 2020 (Jalen Catalon-INT, Grant Morgan-INT)
 Scored two touchdowns: . . . vs. Ole Miss, 2020 (Jalen Catalon-INT, Grant Morgan-INT)
 Recorded 8+ sacks: . . . at Auburn, 2012 (8)
 Recorded 7+ sacks: . . . at Auburn, 2012 (8)
 Recorded 6+ sacks: . . . vs. Portland State, 2019 (6)
 Recorded 5+ sacks: . . . vs. Portland State, 2019 (6)
 Recorded 4+ sacks: . . . at Alabama, 2021 (4)
 Had 3 players with 10+ tackles: . . . vs. Missouri, 2021
 . . . Bumper Pool (13), Grant Morgan (10), Hayden Henry (10)
 Had 3 players with 10+ tackles in consecutive games: . . . vs. Tennessee, 2020
 . . . Bumper Pool (14), Grant Morgan (12), Jalen Catalon (12)
 . . . vs. LSU, 2020
 . . . Grant Morgan (19), Jalen Catalon (16), Bumper Pool (11)

SPECIAL TEAMS

Returned a punt for a TD: . . . vs. UAPB, 2021 (Parodi - 80 yards)
 Returned two punts for TDs: . . . vs. Missouri State, 2011 (Adams - 61 yards, 69 yards)
 Returned a blocked punt for a TD: . . . vs. Eastern Michigan, 2009 (Armbrust - 1 yard)
 Returned a kickoff for a TD: . . . vs. Auburn, 2017 (Warren - 100)
 Returned a game-opening kickoff for a TD: . . . vs. Northern Illinois, 2014 (Marshall - 97)
 Returned a season-opening kickoff for a TD: . . . vs. Missouri State, 2009 (D. Johnson - 91 yards)
 Returned a blocked FG for a TD: . . . at Mississippi State, 2004 (Brown - 76 yards)
 Blocked one punt: . . . vs. Texas, 2021 (Jake Yurachek)
 Punted 10+ times: . . . at Auburn, 2016 (10)
 Did not punt: . . . vs. Alcorn State, 2016
 Blocked a field goal: . . . vs. Alcorn State, 2016 (Dan Skipper)
 Had a punt blocked: . . . at Georgia, 2021 (Dan Jackson)
 Scored on a fake punt: . . . vs. Texas A&M, 2014 (Sam Irwin-Hill - 51 yard rush)
 Scored on a fake field goal: . . . at Alabama, 2021 (Reid Bauer 32-yard pass to Blake Kern)
 Had a field goal blocked: . . . vs. LSU, 2020 (Jay Ward)
 Blocked a PAT kick: . . . vs. Eastern Illinois, 2018 (Bumper Pool)
 Missed a kicking PAT: . . . at Missouri, 2020 (A.J. Reed)
 Had a kicking PAT blocked: . . . at Missouri, 2020 (Chris Turner)

MISCELLANEOUS

Had 35+ first downs: . . . at Ole Miss, 2021 (39)
 Had 30+ first downs: . . . at Ole Miss, 2021 (39)
 Had 25+ first downs: . . . vs. Penn State, 2022 (25)
 Had 20+ first downs: . . . vs. Cincinnati, 2022 (23)
 Had 20+ passing first downs: . . . vs. Mississippi State, 2015 (21)
 Had 20+ rushing first downs: . . . vs. Penn State, 2022 (21)
 Had 15+ penalties: . . . vs. Air Force, 1975 (17)
 Had 10+ penalties: . . . vs. Mississippi State, 2021 (11)
 Had no penalties: . . . at Alabama, 2019
 Had 100+ yards in penalties: . . . at Georgia, 2021 (103)
 Had 35 minutes+ of possession time: . . . at Penn State, 2022 (36:13)
 Was involved in an overtime game: . . . at LSU, 2021 (W, 16-13)
 Defeated a ranked opponent: . . . vs. No. 23 Cincinnati, 2022 (31-24)
 Defeated a ranked opponent on the road: . . . at No. 16 Mississippi State, 2020 (21-14)
 Defeated ranked opponents in consecutive games: . . . at No. 18 Ole Miss, 2015 (53-52, OT)
 . . . at No. 9 LSU, 2015 (31-14)
 Won game on final offensive play: . . . at LSU, 2021 (Cam Little 37-yard field goal)
 Zero sacks allowed in a game: . . . vs. Georgia Southern, 2021
 Zero sacks allowed in consecutive games: . . . vs. Toledo, 2015
 . . . vs. Texas Tech, 2015
 Zero sacks allowed in three consecutive games: . . . vs. UTEP, 2015
 . . . vs. Toledo, 2015
 . . . vs. Texas Tech, 2015
 Came back from 15+ points down to win: . . . at Ole Miss, 2017 (down 24 - won 38-37)
 Recorded more points than plays: . . . vs. UT Martin, 2015 (63 points, 56 plays)

THE LAST TIME AN ARKANSAS PLAYER . . .

RUSHING

Rushed 40+ times:	DeCori Birmingham at Kentucky, 2003 (40)
Rushed 35+ times:	Michael Smith at Kentucky, 2008 (35)
Rushed 30+ times:	Alex Collins vs. Missouri, 2015 (30)
Rushed 25+ times:	Trelon Smith at Missouri, 2020 (26)
Rushed for 300+ yards:	Darren McFadden vs. South Carolina, 2007 (321)
Rushed for 250+ yards:	Darren McFadden vs. South Carolina, 2007 (321)
Rushed for 200+ yards:	Rawleigh Williams III at Mississippi State, 2016 (205)
Rushed for 175+ yards:	Rakeem Boyd vs. Western Kentucky, 2019 (185)
Rushed for 150+ yards:	Trelon Smith at Missouri, 2020 (172)
Rushed for 125+ yards:	Raheim Sanders at Ole Miss, 2021 (139)
Rushed for 100+ yards:	Raheim Sanders vs. Cincinnati, 2022 (117)
Rushed for 100+ yards as a true freshman in his first career game:	Chase Hayden vs. Florida A&M, 2017 (120)
Rushed for 100+ yards (quarterback):	KJ Jefferson vs. Penn State, 2022 (110)
Rushed for 150+ yards in consecutive games:	Alex Collins at Texas Tech, 2015 (170)
	vs. Texas A&M, 2015 (151)
	at Tennessee, 2015 (154)
Rushed for 100+ yards in consecutive games:	Rakeem Boyd vs. Western Kentucky, 2019 (185)
	vs. Mississippi State, 2019 (114)
Rushed for 5+ touchdowns:	Alex Collins vs. UT Martin, 2015 (5)
Rushed for 4+ touchdowns:	Rawleigh Williams III at Mississippi State, 2016 (4)
Rushed for 3+ touchdowns:	KJ Jefferson at Ole Miss, 2021 (3)
Rushed for 3+ touchdowns (quarterback):	KJ Jefferson at Ole Miss, 2021 (3)
Rushed for 2+ touchdowns:	Raheim Sanders vs. Penn State, 2022 (2)
Had three players rush for touchdowns:	Trelon Smith (1), Dominique Johnson (1), Malik Hornsby (1) vs. Ga. Southern, 2021
Had four players rush for touchdowns:	Smith (1), Green (1), Sanders (1) and Johnson (1) vs. Texas, 2021
Had a run of 80+ yards:	Trelon Smith at Florida, 2020 (83)
Had a run of 70+ yards:	Trelon Smith at Florida, 2020 (83)
Had a run of 60+ yards:	Trelon Smith at Florida, 2020 (83)
Had a run of 50+ yards:	Trelon Smith at Florida, 2020 (83)
Had 2 TD runs of 50+ yards:	Rakeem Boyd vs. Western Kentucky, 2019 (86, 76)
Had multiple players with a run of 50+ yards:	Rawleigh Williams III (72) & Devwah Whaley (50) at Mississippi State, 2016

PASSING

Passed for 500+ yards:	Tyler Wilson vs. Texas A&M, 2011 (510)
Passed for 450+ yards:	Tyler Wilson vs. Texas A&M, 2011 (510)
Passed for 400+ yards:	Austin Allen vs. Alabama, 2016 (400)
Passed for 350+ yards:	KJ Jefferson vs. Georgia Southern, 2021 (366)
Passed for 300+ yards:	KJ Jefferson at Alabama, 2021 (326)
Passed for 250+ yards:	KJ Jefferson at Alabama, 2021 (326)
Passed for 200+ yards:	KJ Jefferson vs. Cincinnati, 2021 (223)
Attempted 50+ passes:	Nick Starkel vs. San Jose State, 2019 (50)
Attempted 45+ passes:	Nick Starkel vs. San Jose State, 2019 (50)
Attempted 35+ passes:	KJ Jefferson at Ole Miss, 2021 (35)
Attempted 30+ passes:	KJ Jefferson at Alabama, 2021 (30)
Completed 25+ passes:	KJ Jefferson at Ole Miss, 2021 (25)
Completed 20+ passes:	KJ Jefferson at Alabama, 2021 (22)
Threw 5+ touchdown passes:	Brandon Allen at Mississippi State, 2015 (7)
Threw 4+ touchdown passes:	KJ Jefferson vs. UAPB, 2021 (4)
Threw 3+ touchdown passes:	KJ Jefferson vs. Cincinnati, 2022 (3)
Threw 2+ touchdown passes:	KJ Jefferson vs. Cincinnati, 2022 (3)
Threw 2+ touchdown passes in consecutive games:	KJ Jefferson vs. Auburn, 2021 (2)
	vs. UAPB, 2021 (4)
Threw 5+ interceptions:	Nick Starkel vs. San Jose State, 2019 (5)
Threw 4+ interceptions:	Nick Starkel vs. San Jose State, 2019 (5)
Threw 3+ interceptions:	Nick Starkel at Alabama, 2019 (3)
Completed pass for 90+ yards:	KJ Jefferson vs. Georgia Southern, 2021 (91)
Completed pass for 80+ yards:	KJ Jefferson vs. Texas A&M, 2021 (85)
Completed pass for 70+ yards:	KJ Jefferson vs. Texas A&M, 2021 (85)
Completed pass for 60+ yards:	KJ Jefferson at Alabama, 2021 (66)
Completed pass for 50+ yards:	KJ Jefferson vs. Missouri, 2021 (55)

RECEIVING

Caught 10+ passes:	Treyton Burks at Missouri, 2020 (10)
Caught 9+ passes:	Treyton Burks vs. Auburn, 2021 (9)
Caught 8+ passes:	Treyton Burks at Alabama, 2021 (8)
Caught 7+ passes:	Treyton Burks vs. Missouri, 2021 (7)
Caught 10+ passes in consecutive games:	Cobi Hamilton vs. Tulsa, 2012 (11)
	vs. Ole Miss, 2012 (12)
Had 300+ yards receiving:	Cobi Hamilton vs. Rutgers, 2012 (303)
Had 200+ yards receiving:	Treyton Burks at Missouri, 2020 (206)
Had 175+ yards receiving:	Treyton Burks at Alabama, 2021 (179)
Had 150+ yards receiving:	Treyton Burks at Alabama, 2021 (179)
Had 100+ yards receiving:	Treyton Burks vs. Missouri, 2021 (129)
Had 100+ yards receiving in consecutive games:	Treyton Burks at Alabama, 2021 (179)
	vs. Missouri, 2021 (129)
Had 100+ yards receiving (tight end):	Hunter Henry vs. Mississippi State, 2015 (129)
Caught 3+ TD passes:	Jeremy Sprinkle vs. Mississippi State, 2015 (3)
Caught 2+ TD passes:	Trey Knox vs. Cincinnati, 2022 (2)
Caught 2+ TD passes (tight end):	Trey Knox vs. Cincinnati, 2022 (2)
2+ tight ends caught TD passes:	Hunter Henry (2) & Jeremy Sprinkle (3) vs. Mississippi State, 2015

TOTAL OFFENSE

Had 450+ yards total offense:	Tyler Wilson vs. Texas A&M, 2011 (481)
Had 400+ yards total offense:	KJ Jefferson at Ole Miss, 2021 (411)
Had 350+ yards total offense:	KJ Jefferson at Ole Miss, 2021 (411)
Had 300+ yards total offense:	KJ Jefferson vs. Penn State, 2022 (308)
Had 100 yards both passing and rushing:	Matt Jones vs. Ole Miss, 2004 (Rushing - 126, Passing - 108)

SCORING

Accounted for 5+ touchdowns:	KJ Jefferson at Ole Miss, 2021 (6)
Accounted for 4+ touchdowns:	KJ Jefferson vs. Cincinnati, 2022 (4)
Accounted for 3+ touchdowns:	KJ Jefferson vs. Cincinnati, 2022 (4)
Scored 4+ touchdowns:	Rawleigh Williams III at Mississippi State, 2016 (5)
Scored 3+ touchdowns:	Treyton Burks vs. UAPB, 2021 (3)
Scored 2+ touchdowns:	Trey Knox vs. Cincinnati, 2022 (2)
Multiple players score 2+ touchdowns:	Chase Hayden (2) and Jonathan Nance (2) vs. New Mexico State, 2017

DEFENSE

Intercepted 3+ passes:	Hudson Clark vs. Ole Miss, 2020 (3)
Intercepted 2+ passes:	Jalen Catalon vs. Rice, 2021 (2)
Intercepted passes in consecutive games:	Jalen Catalon vs. Tennessee, 2020 (1)
	at Florida, 2020 (1)
Recovered 2+ fumbles:	Chevin Calloway vs. Eastern Illinois, 2018 (2)
Forced 2+ fumbles:	McTelvin Agim at Colorado State, 2018 (2)
Recorded 5+ sacks:	Wayne Martin vs. Ole Miss, 1988 (5.0)
Recorded 3+ sacks:	Chris Smith vs. Southern Miss, 2013 (3.0-22)
Recorded 2+ sacks:	Tre Williams vs. Mississippi State, 2021 (2.0-3)
Recorded 5+ tackles for loss:	Jermaine Brooks vs. Auburn, 2001 (5-16)
Recorded 3+ tackles for loss:	Bumper Pool at Texas A&M, 2020 (3.0-3)
Recorded 20+ tackles:	Bumper Pool at Mississippi State, 2020 (20)
Recorded 10+ tackles:	Bumper Pool vs. Cincinnati, 2022 (13)
Recorded 10+ tackles in back-to-back games:	Bumper Pool, at Alabama and vs. Missouri, 2021 (11, 13)
Recorded 10+ tackles in three straight games:	Bumper Pool at LSU, 2021 (11)
	at Alabama, 2021 (11)
	vs. Missouri, 2021 (13)
Recorded 15+ tackles in back-to-back games:	Grant Morgan at Florida, 2020 (15)
	vs. LSU, 2019
Recorded 15+ tackles two+ times in one season:	Grant Morgan (2020) at Mississippi State (15)
	vs. Ole Miss (19)
	at Florida (15)
Returned an interception for a touchdown:	Jalen Catalon, Grant Morgan vs. Ole Miss, 2020
Returned a fumble for a touchdown:	DeJon Harris (6) vs. Texas A&M, 2019

SPECIAL TEAMS

Returned a Kickoff for a TD:	De'Vion Warren vs. Auburn, 2017 (100 yards)
Returned a Punt for a TD:	Nathan Parodi vs. UAPB, 2021 (80 yards)
Scored 10+ points kicking:	Cam Little vs. Texas, 2021 (16)
Made 5+ field goals:	Kendall Trainor vs. Texas A&M, 1988 (5)
Made 4+ field goals:	Cam Little vs. Texas, 2021 (4)
Made two field goals of 50+ yards:	Steve Little vs. Oklahoma State, 1976 (53 & 57)
Made one field goal of 50+ yards:	Cam Little vs. Mississippi State, 2021 (51)
Kicked a punt of 70+ yards:	Sam Irwin-Hill vs. South Carolina, 2013 (79)
Kicked a punt of 60+ yards:	Reid Bauer vs. Missouri, 2021 (61)
Punted 10+ times:	Toby Baker at Auburn, 2016 (10)
Totalled 175+ kick return yards:	DeCori Birmingham vs. Alabama, 2002 (197)
Totalled 150+ kick return yards:	Dennis Johnson at Texas, 2008 (150)
Totalled 100+ kick return yards:	Treyton Burks vs. Mississippi State, 2019 (134)
Totalled 50+ punt return yards:	Nathan Parodi vs. UAPB, 2021 (114)

THE LAST TIME AN OPPONENT ...

RUSHING

Had 500+ yards rushing:at Auburn, 2016 (543)
Had 400+ yards rushing:Mississippi State, 2019 (460)
Had 300+ yards rushing:Ole Miss, 2021 (324)
Had 200+ yards rushing:Missouri, 2021 (246)
Had 70+ rushing attempts:at Mississippi State, 2010 (70)
Had 60+ rushing attempts:Missouri, 2017 (60)
Had 50+ rushing attempts:Georgia, 2021 (56)
Had 7+ rushing TDs:at Auburn, 2016 (7)
Had 6+ rushing TDs:Alabama, 2020 (6)
Had 5+ rushing TDs:Ole Miss, 2021 (5)
Had 4+ rushing TDs:Ole Miss, 2021 (5)

PASSING

Had 500+ yards passing:at Alabama, 2021 (559)
Had 400+ yards passing:at Alabama, 2021 (559)
Had 300+ yards passing:Cincinnati, 2022 (325)
Had 200+ yards passing:Cincinnati, 2022 (325)
Had 60+ pass attempts:at Mississippi State, 2020 (60)
Had 50+ pass attempts:at Mississippi State, 2020 (60)
Had 40+ pass attempts:Cincinnati, 2022 (43)
Had 30+ pass attempts:Cincinnati, 2022 (43)
Had 40+ pass completions:at Mississippi State, 2020 (43)
Had 30+ pass completions:at Alabama, 2021 (31)
Had 25+ pass completions:Cincinnati, 2022 (26)
Had 20+ pass completions:Cincinnati, 2022 (26)
Had 6+ passing TDs:at Florida, 2020 (6)
Had 5+ passing TDs:at Alabama, 2021 (5)
Had 4+ passing TDs:at Alabama, 2021 (5)
Had 3+ passing TDs:at Alabama, 2021 (5)

RECEIVING

Had two players with 100-yards receiving in a game:at Alabama, 2021 (Jameson Williams, 190 - John Metchie, 173)
Had 4+ players catch 5+ passes:at Missouri, 2020 (Keke Chism - 6, B. Banister 6, Damon Hazelton - 5, Tauski Dove - 5)
Had 3+ players catch 5+ passes:Mississippi State, 2021 (Makai Polk - 8, Jo'quavious Marks - 6, Dillon Johnson - 5)
Had 10+ players catch a pass:LSU, 2021 (10)
Had 8+ players catch a pass:Cincinnati, 2022 (8)

TOTAL OFFENSE

Had 700+ yards total offense:at Southern California, 2005 (736)
Had 650+ yards total offense:at Alabama, 2021 (671)
Had 600+ yards total offense:at Alabama, 2021 (671)
Had 550+ yards total offense:at Alabama, 2021 (671)
Had 500+ yards total offense:at Alabama, 2021 (671)
Had 400+ yards total offense:Cincinnati, 2022 (438)
Had 100+ plays total offense:at Missouri, 2017 (102)
Had 90+ plays total offense:LSU, 2020 (91)
Had 80+ plays total offense:at Missouri, 2020 (87)
Had 75+ plays total offense:Missouri, 2021 (76)

SCORING

Scored 70+ points:at Southern California, 2005 (70)
Scored 60+ points:at Florida, 2020 (63)
Scored 50+ points:Ole Miss, 2021 (52)
Scored 40+ points:at Alabama, 2021 (42)
Scored 30+ points:at Alabama, 2021 (42)
Scored a two-point conversion rushing:at Alabama, 2021
Scored a two-point conversion passing:Missouri, 2021
Failed on a two-point conversion attempt:at Mississippi State, 2019

TURNOVERS

Had 5+ fumbles:Eastern Illinois, 2018 (6, lost 5)
Had 4+ fumbles lost:Eastern Illinois, 2018 (5)
Had 3+ fumbles lost:Eastern Illinois, 2018 (5)
Committed 7+ turnovers:Ole Miss, 2020 (7)
Committed 6+ turnovers:Ole Miss, 2020 (7)
Committed 5+ turnovers:Ole Miss, 2020 (7)
Intercepted 8+ Arkansas passes:at SMU, 1951 (8)
Intercepted 7+ Arkansas passes:at SMU, 1951 (8)
Intercepted 6+ Arkansas passes:North Texas, 2018 (6)
Intercepted 5+ Arkansas passes:San Jose State, 2019 (5)
Intercepted 4+ Arkansas passes:San Jose State, 2019 (5)
Intercepted 3+ Arkansas passes:Georgia, 2020 (3)
Returned an interception for a touchdown:Georgia, 2020
Returned a fumble for a touchdown:Auburn, 2021

DEFENSE

Held Arkansas to 10 or fewer first downs:at Georgia, 2021 (9)
Recorded 9+ sacks:vs. Oklahoma, 2001 (9.0-55)
Recorded 8+ sacks:Alabama, 2020 (8.0-49)
Recorded 7+ sacks:Alabama, 2020 (8.0-49)
Recorded 6+ sacks:Alabama, 2020 (8.0-49)
Scored a safety:Georgia, 2020
Held Arkansas to 50 or fewer yards rushing:LSU, 2018 (16)
Held Arkansas to 25 or fewer yards rushing:LSU, 2018 (16)
Held Arkansas to 100 or fewer yards passing:vs. Penn State, 2022 (98)
Held Arkansas to 50 or fewer yards passing:South Carolina, 2013 (30)
Held Arkansas to 300 or less yards total offense:LSU, 2021 (283)
Held Arkansas to 200 or less yards total offense:Georgia, 2021 (162)
Held Arkansas to 100 or fewer yards both rushing & passing:Georgia, 2021 (Rush - 75, Pass - 87)

SPECIAL TEAMS

Returned a punt for a TD:Alabama, 2020
Returned a kickoff for a TD:vs. Texas A&M, 2018
Punted 10+ times:Georgia Southern, 2021 (10)
Punted 10+ times in consecutive games:North Texas, 2007 (10)
Did not punt:Chattanooga, 2007 (12)
Missed a kicking PAT:Alabama, 2018
Missed two kicking PATs:Auburn, 2019
Blocked a field goal:at LSU, 2017
Blocked a punt:LSU, 2020
Georgia, 2021

MISCELLANEOUS

Had 30+ first downs:at Missouri, 2020 (37)
Had 10+ penalties:Cincinnati, 2022 (10)
Had 100+ yards in penalties:Georgia, 2020 (108)
Had 35+ minutes of possession time:vs. Missouri, 2021 (35:11)
Had 40+ minutes of possession time:vs. LSU, 2020 (41:43)
Had two 100-yard rushers and one 100-yard receiver:at Ole Miss, 2021 (Henry Parish Jr. - 111 rushing, Snoop Conner - 110 rushing & Braylon Sanders - 127 receiving)
Had one 100-yard rusher and one 100-yard receiver:at Ole Miss, 2021 (Henry Parish Jr. - 111 rushing, Snoop Conner - 110 rushing & Braylon Sanders - 127 receiving)
Had one 100-yard rusher and two 100-yard receivers:at Alabama, 2021 (Brian Robinson Jr. - 122 rushing, Jameson Williams - 190 receiving & John Metchie - 173 receiving)

LAST TIME AN INDIVIDUAL OPPONENT . . .

INDIVIDUAL RUSHING

Rushed 40+ times:	Tyler Badie (41), Missouri (2021)
Rushed 35+ times:	Tyler Badie (41), Missouri (2021)
Rushed 30+ times:	Tyler Badie (41), Missouri (2021)
Rushed for 200+ yards:	Tyler Badie (219), Missouri (2021)
Rushed for 175+ yards:	Tyler Badie (219), Missouri (2021)
Rushed for 150+ yards:	Tyler Badie (219), Missouri (2021)
Rushed for 125+ yards:	Tyler Badie (219), Missouri (2021)
Rushed for 100+ yards:	Tyler Badie (219), Missouri (2021)
Rushed for 4+ touchdowns:	Nick Fitzgerald (4), Mississippi State (2016)
Rushed for 3+ touchdowns:	Snoop Conner (3), at Ole Miss (2021)
Had a run of 80+ yards:	Justin Tomlin (76), Georgia Southern (2021)
Had a run of 70+ yards:	Justin Tomlin (76), Georgia Southern (2021)
Had a run of 60+ yards:	Isaiah Spiller (67), Texas A&M (2021)
Had a run of 50+ yards:	Snoop Conner (51), at Ole Miss (2021)

INDIVIDUAL PASSING

Passed for 500+ yards:	Bryce Young (559), at Alabama (2021)
Passed for 450+ yards:	Bryce Young (559), at Alabama (2021)
Passed for 400+ yards:	Bryce Young (559), at Alabama (2021)
Passed for 300+ yards:	Ben Bryant (325), Cincinnati (2022)
Attempted 60+ passes:	Kolton Browning (67), Louisiana-Monroe (2012)
Attempted 50+ passes:	K.J. Costello (59), at Mississippi State (2020)
Attempted 40+ passes:	Ben Bryant (43), Cincinnati (2022)
Completed 40+ passes:	K.J. Costello (43), at Mississippi State (2020)
Completed 30+ passes:	Bryce Young (31), at Alabama (2021)
Completed 20+ passes:	Ben Bryant (26), Cincinnati (2022)
Threw 6+ touchdown passes:	Kyle Trask (6), at Florida (2020)
Threw 5+ touchdown passes:	Bryce Young (5), at Alabama (2021)
Threw 4+ touchdown passes:	Bryce Young (5), at Alabama (2021)
Threw 3+ touchdown passes:	Bryce Young (5), at Alabama (2021)
Completed a pass for 90+ yards:	Trevor Knight (92), Texas A&M (2016)
Completed a pass for 80+ yards:	Kellen Mond (81), Texas A&M (2017)
Completed a pass for 70+ yards:	Bryce Young (79), at Alabama (2021)
Completed a pass for 60+ yards:	Bryce Young (79), at Alabama (2021)

INDIVIDUAL RECEIVING

Caught 15+ passes:	Willie Gosha (17), Auburn (1995)
Caught 10+ passes:	John Metchie (10), at Alabama (2021)
Caught 7+ passes:	John Metchie (10), at Alabama (2021)
Had 200+ yards receiving:	Jamaye Smith (208), Mississippi State (2007)
Had 150+ yards receiving:	Jameson Williams (190), at Alabama (2021)
Had 100+ yards receiving:	Jameson Williams (190), at Alabama (2021)
Caught 3+ TD passes:	Jameson Williams (3), at Alabama (2021)
Caught 2+ TD passes:	Jameson Williams (3), at Alabama (2021)

INDIVIDUAL TOTAL OFFENSE

Had 500+ yards total offense:	Bryce Young (548; Pass - 559, Rush - 11), at Alabama (2021)
Had 400+ yards total offense:	Bryce Young (548; Pass - 559, Rush - 11), at Alabama (2021)
Had 300+ yards total offense:	Ben Bryant (308; Pass - 325, Rush - 17), Cincinnati (2022)
Had 100 yards both passing and rushing:	Jordan Ta'amu (528; Pass - 387, Rush - 141), Ole Miss (2018)

INDIVIDUAL SCORING

Accounted for 6+ touchdowns:	Kyle Trask, at Florida, 2020 (6)
Accounted for 5+ touchdowns:	Bryce Young, at Alabama, 2021 (5)
Accounted for 4+ touchdowns:	Bryce Young, at Alabama, 2021 (5)
Scored 4+ touchdowns:	Peyton Barber, Auburn, 2015 (4)
Scored 3+ touchdowns:	Jameson Williams, at Alabama, 2021 (3)

INDIVIDUAL DEFENSE

Intercepted 3+ passes:	Minkah Fitzpatrick (3), Alabama (2016)
Intercepted 2+ passes:	Richard LeCounte (2), Georgia (2020)
Recorded 3+ sacks:	Smith Vilbert (3.0), vs. Penn State (2022)
Recorded 2+ sacks:	Smith Vilbert (3.0), vs. Penn State (2022)

SPECIAL TEAMS

Kicked 5+ field goals:	Harrison Mevis (5-5), at Missouri (2020)
Kicked four field goals:	Wyatt Bryan (4-4), at Colorado State (2018)
Returned a punt for a TD:	DaVonta Smith, Alabama (2020)
Returned a kick for a TD:	Jashaun Corbin, vs. Texas A&M (2018)

GAME 2: SOUTH CAROLINA

ARKANSAS BIG PLAYS FROM SCRIMMAGE

Opponent	Rushing					Passing				
	10-19	20-29	30-39	40-49	50+	15-19	20-29	30-39	40-49	50+
Cincinnati	6	1	1	0	0	3	3	1	0	0
South Carolina										
Missouri State										
vs. Texas A&M										
Alabama										
at Mississippi State										
at BYU										
at Auburn										
Liberty										
LSU										
Ole Miss										
at Missouri										
Totals	6	1	1	0	0	3	3	1	0	0

OPPONENT BIG PLAYS FROM SCRIMMAGE

Opponent	Rushing					Passing				
	10-19	20-29	30-39	40-49	50+	15-19	20-29	30-39	40-49	50+
Cincinnati	2	0	1	0	0	3	3	3	0	0
South Carolina										
Missouri State										
vs. Texas A&M										
Alabama										
at Mississippi State										
at BYU										
at Auburn										
Liberty										
LSU										
Ole Miss										
at Missouri										
Totals	2	0	1	0	0	3	3	3	0	0

FIRST DOWN GAME LOG

Arkansas					Opponents				
Opponent	Rush	Pass	Penalty	Total	Opponent	Rush	Pass	Penalty	Total
Cincinnati	11	11	1	23	Cincinnati	7	15	2	24
South Carolina					South Carolina				
Missouri State					Missouri State				
vs. Texas A&M					vs. Texas A&M				
Alabama					Alabama				
at Mississippi State					at Mississippi State				
at BYU					at BYU				
at Auburn					at Auburn				
Liberty					Liberty				
LSU					LSU				
Ole Miss					Ole Miss				
at Missouri					at Missouri				
TOTAL	11	11	1	23	TOTAL	7	15	2	24

TURNOVER CHART

Takeaways					Giveaways				
Opponent	Fumbles	Interceptions	Total	Pts Off	Fumbles	Interceptions	Total	Points Off	Margin
Cincinnati	1	1	2	14	1	0	1	3	+1
South Carolina									
Missouri State									
vs. Texas A&M									
Alabama									
at Mississippi State									
at BYU									
at Auburn									
Liberty									
LSU									
Ole Miss									
at Missouri									
TOTAL	1	1	2	14	1	0	1	3	+1

GAME 2: SOUTH CAROLINA

DRIVE SUPERLATIVES

Longest Drive

By No. of Plays
By No. of Yards
By Time of Possession

Arkansas

11 (61 yards, 3:16) vs. Cincinnati, FG
75 (8 plays, 2:59) vs. Cincinnati, TD
5:49 (10 plays, 43 yards) vs. Cincinnati, end of game

Opponents

12 (75 yards, 4:01) vs. Cincinnati, TD
75 yards (12 plays, 4:01) vs. Cincinnati, TD
5:59 (11 plays, 59 yards) vs. Cincinnati, INT

Shortest Drive

By No. of Plays
By No. of Yards
By Time of Possession

Arkansas

1 (-5 yards, 0:06) vs. Cincinnati, fumble
2x -5 yards (1 play, 0:06) vs. Cincinnati, fumble
0:06 (1 play, -5 yards) vs. Cincinnati, fumble

Opponents

1 (12 yards, 0:17) vs. Cincinnati, end of half
-14 (2 plays, 0:39) vs. Cincinnati, fumble
0:17 (1 play, 12 yards) vs. Cincinnati, end of half

Scoring Drive Breakdown

Yardage	ARKANSAS		OPPONENT	
	TD	FG	TD	FG
No drive	-	-	-	-
Neg. Yards	-	-	-	1
0-9	-	-	-	-
10-19	-	-	-	-
20-29	1	-	-	-
30-39	-	-	-	-
40-49	1	-	-	-
50-59	-	-	-	-
60-69	-	1	-	-
70-79	2	-	3	-
80-89	-	-	-	-
90-99	-	-	-	-
TOTALS	4	1	3	1

Game-Opening Drives

OPP	ARKANSAS			OPPONENTS		
	PTS	1STS	YDS	PTS	1STS	YDS
Cincinnati	0	1	25	0	3	59
S. Carolina						
Missouri St.						
vs. Texas A&M						
Alabama						
at Miss. State						
at BYU						
at Auburn						
Liberty						
LSU						
Ole Miss						
at Missouri						
TOTALS	0	1	25	0	3	59

Second Half-Opening Drives

OPP	ARKANSAS			OPPONENTS		
	PTS	1STS	YDS	PTS	1STS	YDS
Cincinnati	7	4	75	7	5	75
S. Carolina						
Missouri St.						
vs. Texas A&M						
Alabama						
at Miss. State						
at BYU						
at Auburn						
Liberty						
LSU						
Ole Miss						
at Missouri						
TOTALS	7	4	75	7	5	75

Three & Out Drives

	ARKANSAS THREE-&-OUTS/DRIVES	OPPONENT THREE-&-OUTS/DRIVES
Cincinnati	1/13 (7.7%)	2/13 (15.4%)
South Carolina		
Missouri State		
vs. Texas A&M		
Alabama		
at Mississippi State		
at BYU		
at Auburn		
Liberty		
LSU		
Ole Miss		
at Missouri		
TOTALS	1/13 (7.7%)	2/13 (15.4%)

NEED TO KNOW INFO

Opponent	Captains	Length	Coin Toss	Kick/Receive	Helmet/Jersey/Pants	Attendance	1st Poss.	Opp. 1st Poss.	Result
Cincinnati	Catalon, Jefferson, Pool, Wagner	3:40	CIN	RECEIVE	Cardinal/Cardinal/White	74,751	PUNT	INT	W, 31-24
South Carolina									
Missouri State									
vs. Texas A&M									
Alabama									
at Miss. State									
at BYU									
at Auburn									
Liberty									
LSU									
Ole Miss									
Missouri									

GAME 2: SOUTH CAROLINA

ARKANSAS DRIVE CHARTS

Cincinnati

Qtr.	Time	Start	Pl-Yds	TOP	Result
1st	15:00	ARK25	4-25	01:48	punt
1st	07:13	CIN29	3-29	00:55	*TOUCHDOWN
1st	04:27	ARK29	3-(-5)	01:36	punt
1st	00:13	ARK20	4-15	01:56	punt
2nd	11:23	ARK03	8-47	03:31	punt
2nd	06:24	ARK32	6-18	02:12	punt
2nd	01:14	ARK30	7-70	00:57	*TOUCHDOWN
3rd	10:59	ARK25	8-75	02:59	*TOUCHDOWN
3rd	06:44	ARK08	1-(-5)	00:06	fumble
3rd	04:44	ARK25	11-61	03:16	*FIELD GOAL
4th	13:30	ARK09	5-15	02:59	punt
4th	09:52	CIN49	2-49	00:26	*TOUCHDOWN
4th	05:49	ARK25	10-43	05:49	end of game

OPPONENT DRIVE CHARTS

Cincinnati

Qtr.	Time	Start	Pl-Yds	TOP	Result
1st	13:12	CIN15	11-59	05:59	interception
1st	06:18	CIN25	3-(-5)	01:51	punt
1st	02:51	CIN50	7-43	02:38	missed fg
2nd	13:17	CIN25	5-28	01:54	punt
2nd	07:52	CIN20	3-(-3)	01:28	punt
2nd	04:12	CIN20	9-50	02:58	missed fg
2nd	00:17	CIN25	1-12	00:17	end of half
3rd	15:00	CIN25	12-75	04:01	*TOUCHDOWN
3rd	07:52	CIN29	3-71	01:02	*TOUCHDOWN
3rd	06:38	ARK03	4-(-5)	01:54	*FIELD GOAL
3rd	01:28	CIN25	8-30	02:58	punt
4th	10:31	ARK37	2-(-12)	00:39	fumble
4th	09:26	CIN25	9-75	03:37	*TOUCHDOWN

GAME 2: SOUTH CAROLINA

RAZORBACKS BY POSITION

No.	Name	Ht.	Wt.	Cl.	Hometown (Previous School)
QB (5)					
1	KJ Jefferson	6-3	242	R-Jr.	Sardis, Miss. (North Panola HS)
4	Malik Hornsby	6-2	186	R-So.	Missouri City, Texas (Ft. Bend Marshall HS)
10	Cade Fortin	6-3	218	R-Sr.	Suwanee, Ga. (North Gwinnett HS/South Florida)
18	Kade Renfro	6-3	206	R-So.	Stephenville, Texas (Stephenville HS/Ole Miss)
19	Rykar Acebo	6-4	185	Fr.	Jonesboro, Ark. (Jonesboro HS)
RB (7)					
0	AJ Green	5-11	208	So.	Tulsa, Okla. (Union HS)
5	Raheim Sanders	6-2	227	So.	Rockledge, Fla. (Rockledge HS)
6	Rashod Dubinion	5-10	211	Fr.	Ellenwood, Ga. (Cedar Grove HS)
20	Dominique Johnson	6-1	247	Jr.	Crowley, Texas (Crowley HS)
21	Javion Hunt	6-0	196	R-Fr.	Oklahoma City, Okla. (Carl Albert HS)
25	James Joiner	6-0	213	Fr.	Little Rock, Ark. (Parkview HS)
26	Dennis Daniels	5-10	220	R-Sr.	Warren, Ark. (Warren HS/Southern Arkansas)
WR (15)					
2	Ketron Jackson Jr.	6-2	203	So.	Royse City, Texas (Royse City HS)
3	Matt Landers	6-5	197	Sr.	St. Petersburg, Fla. (St. Petersburg HS/Toledo)
9	Jadon Haselwood	6-3	213	R-Jr.	Ellenwood, Ga. (Cedar Grove HS/Oklahoma)
13	Jaedon Wilson	6-3	175	R-Fr.	DeSoto, Texas (DeSoto HS)
14	Bryce Stephens	6-0	176	R-Fr.	Oklahoma City, Okla. (John Marshall HS)
15	Landon Rogers	6-4	197	R-Fr.	Little Rock, Ark. (Parkview HS)
16	Isaiah Sategna	5-11	173	Fr.	Fayetteville, Ark. (Fayetteville HS)
17	Sam Mbake	6-3	202	Fr.	Kennesaw, Ga. (North Cobb HS)
81	Quincey McAdoo	6-2	192	Fr.	Clarendon, Ark. (Clarendon HS)
83	Chris Harris	5-10	187	R-So.	Dumas, Ark. (Dumas HS)
84	Warren Thompson	6-3	198	R-Sr.	Seffner, Fla. (Armwood HS/Florida State)
85	Harper Cole	5-9	178	R-So.	Aurora, Ill. (Waubonsie Valley HS)
86	Kalil Girault	6-0	186	Fr.	Haslet, Texas (Eaton HS)
87	Chase Lowery	6-0	185	R-Fr.	Frisco, Texas (Frisco HS)
88	Kamron Bibby	6-2	180	Fr.	El Dorado, Ark. (El Dorado HS)
TE (8)					
7	Trey Knox	6-5	245	Sr.	Murfreesboro, Tenn. (Blackman HS)
8	Ty Washington	6-4	247	Fr.	Leesburg, Ga. (Lee County HS)
34	Hunter Talley	6-4	210	Fr.	Siloam Springs, Ark. (Siloam Springs HS)
36	Erin Outley	6-4	255	R-Fr.	Little Rock, Ark. (Parkview HS)
42	Zach Lee	6-5	241	R-So.	Bentonville, Ark. (Bentonville HS)
80	Collin Sutherland	6-5	260	R-So.	Flower Mound, Texas (Marcus HS)
82	Hudson Henry	6-5	254	R-Jr.	Little Rock, Ark. (Pulaski Academy)
89	Nathan Bax	6-4	252	R-Sr.	Jefferson City, Mo. (Helias Catholic HS/III. St.)
OL (19)					
50	Cole Carson	6-5	305	R-Fr.	Bogata, Texas (Rivercrest HS)
51	Ricky Stromberg	6-4	313	Sr.	Tulsa, Okla. (Union HS)
53	Ty'Kieast Crawford	6-5	325	Jr.	Carthage, Texas (Carthage HS/Charlotte)
55	Beaux Limmer	6-5	302	R-Jr.	Tyler, Texas (Tyler Lee HS)
56	Marcus Henderson	6-5	303	R-So.	Memphis, Tenn. (Memphis University School)
59	Eli Henderson	6-4	315	Fr.	Duncan, S.C. (Byrnes HS)
62	Brady Latham	6-5	307	R-Jr.	Jenks, Okla. (Jenks HS)
63	Terry Wells	6-5	327	R-Fr.	Parkin, Ark. (Wynne HS)
65	Devon Manuel	6-9	334	R-Fr.	Sunset, La. (Beau Chene HS)
66	Kai Hamilton	6-4	300	Fr.	Hope, Ark. (Hope HS)
67	Josh Street	6-6	310	R-Fr.	Bentonville, Ark. (Bentonville HS)
70	Luke Jones	6-5	327	R-Sr.	Little Rock, Ark. (Pulaski Academy/Notre Dame)
71	Brock Burns	6-4	296	Fr.	Ozark, Ark. (Ozark HS)
72	Andrew Chamblee	6-6	303	Fr.	Maumelle, Ark. (Maumelle HS)
73	Brooks Edmonson	6-4	315	Fr.	Bryant, Ark. (Bryant HS)
74	Jalen St. John	6-5	327	R-So.	St. Louis, Mo. (Trinity Catholic HS)
75	Patrick Kutas	6-5	305	Fr.	Memphis, Tenn. (Christian Brothers HS)
76	E'Marion Harris	6-7	340	Fr.	Little Rock, Ark. (Joe T. Robinson HS)
78	Dalton Wagner	6-9	331	*R-Sr.	Spring Grove, Ill. (Richmond Burton HS)

RAZORBACKS BY POSITION

No.	Name	Ht.	Wt.	Cl.	Hometown (Previous School)
DB (21)					
1	Jalen Catalon	5-10	201	R-Jr.	Mansfield, Texas (Mansfield Legacy HS)
2	Myles Slusher	6-0	194	Jr.	Broken Arrow, Okla. (Broken Arrow HS)
3	Dwight McGlothorn	6-2	181	Jr.	Houston, Texas (Klein Oak HS/LSU)
4	Malik Chavis	6-2	192	R-Jr.	Rison, Ark. (Rison HS)
6	Jacorrei Turner	6-2	206	R-So.	Atlanta, Ga. (Woodward Academy)
7	Latavious Brini	6-2	215	*Sr.	Miami Gardens, Fla. (Mater Academy Charter/Georgia)
8	Jayden Johnson	6-2	204	So.	Cedartown, Ga. (Cedartown HS)
11	LaDarrius Bishop	6-0	194	R-Sr.	Ashdown, Ark. (Ashdown HS)
15	Simeon Blair	5-10	208	R-Sr.	Pine Bluff, Ark. (Pine Bluff HS)
16	Keuan Parker	5-11	178	R-Fr.	Tulsa, Okla. (Booker T. Washington HS)
17	Hudson Clark	6-2	182	R-Jr.	Dallas, Texas (Highland Park HS)
18	Trent Gordon	5-11	188	R-Sr.	Spring, Texas (Manvel HS/Penn State)
19	Khari Johnson	6-0	192	Jr.	Boston, Mass. (Suffield Academy)
20	Zach Zimos	6-4	233	R-Jr.	Sugar Land, Texas (Fort Bend Travis HS)
21	Jaylen Lewis	6-0	175	Fr.	Brownsville, Tenn. (Haywood HS)
22	Anthony Brown	6-0	181	Fr.	Milan, Tenn. (Milan HS)
26	Landon Phipps	6-0	175	Fr.	Springdale, Ark. (Springdale HS)
29	John Paul Pickens	6-0	181	Fr.	Jonesboro, Ark. (Jonesboro HS)
32	Drew Winn	5-11	183	R-Jr.	Pea Ridge, Ark. (Pea Ridge HS/Pittsburg St.)
39	Courtney Snelling	5-11	165	Sr.	Little Rock, Ark. (Joe T. Robinson HS)
49	McKinley Williams	6-1	209	R-Sr.	Sheridan, Ark. (Sheridan HS)
LB (10)					
10	Bumper Pool	6-2	232	*Sr.	Lucas, Texas (Lovejoy HS)
27	Chris Paul Jr.	6-1	230	R-Fr.	Cordele, Ga. (Crisp County HS)
30	Ethan Joseph	6-2	212	Fr.	Alpharetta, Ga. (King's Ridge Christian)
35	Mani Powell	6-3	234	Fr.	Fayetteville, Ark. (Fayetteville HS)
36	Jordan Crook	6-0	232	Fr.	Duncanville, Texas (Duncanville HS)
38	Mason Schueck	6-2	219	Fr.	Little Rock, Ark. (Pulaski Academy)
42	Drew Sanders	6-5	233	Jr.	Denton, Texas (Ryan HS/Alabama)
43	Brooks Both	6-0	231	R-So.	Harrison, Ark. (Harrison HS)
44	Kaden Henley	6-2	225	Fr.	Springdale, Ark. (Shiloh Christian Academy)
45	Jackson Woodard	6-3	231	R-So.	Little Rock, Ark. (LR Christian Academy)
DL (19)					
0	Nico Davillier	6-4	270	Fr.	Maumelle, Ark. (Maumelle HS)
5	Cameron Ball	6-5	303	R-Fr.	Atlanta, Ga. (Tri-Cities HS)
9	Taurean Carter	6-3	294	R-Jr.	Mansfield, Texas (Mansfield Legacy HS)
14	Jordan Domineck	6-3	251	R-Sr.	Lakeland, Fla. (Jenkins HS/Georgia Tech)
23	Dorian Gerald	6-3	256	*R-Sr.	Florence, S.C. (W. Florence HS/Coll. of the Canyons)
33	Isaiah Nichols	6-3	315	R-Sr.	Springdale, Ark. (Springdale HS)
37	Eric Thomas Jr.	6-3	253	Jr.	Pensacola, Fla. (Booker T. Washington HS)
40	Landon Jackson	6-7	274	So.	Texarkana, Texas (Pleasant Grove HS/LSU)
41	Kyle Thompson	6-3	250	Fr.	Aledo, Texas (Aledo HS)
50	Eric Gregory	6-4	303	R-Jr.	Memphis, Tenn. (IMG Academy)
55	JJ Hollingsworth	6-3	246	Fr.	Greenland, Ark. (Greenland HS)
56	Zach Williams	6-4	261	Sr.	Little Rock, Ark. (Joe T. Robinson HS)
58	Jashaud Stewart	6-2	251	Jr.	Jonesboro, Ark. (Jonesboro HS)
90	Marcus Miller	6-5	286	R-Jr.	Warren, Ark. (Warren HS)
91	Randall Dennis Jr.	6-3	300	Fr.	Lawrenceville, Ga. (Archer HS)
94	Jon Hill	6-5	252	R-Fr.	Dumas, Ark. (Dumas HS)
97	Logan Horst	6-4	255	R-Sr.	Salina, Kan. (Salina Central HS/Neb. Wesleyan)
98	Roy Patterson	6-5	253	R-So.	Austin, Texas (Anderson HS)
99	Terry Hampton	6-1	314	*Sr.	El Dorado, Ark. (El Dorado HS/Arkansas State)
Specialists (10)					
19	Jake Bates (K)	5-10	202	*Sr.	Tomball, Texas (Tomball HS/Texas State)
28	Blake Ford (K)	6-1	217	Fr.	Arlington, Texas (Lamar HS)
29	Cam Little (K/P)	6-2	181	So.	Moore, Okla. (Southmoore HS)
30	Reid Bauer (P)	5-11	206	R-Sr.	Magnolia, Texas (Magnolia HS)
31	Max Fletcher (P)	6-5	178	Fr.	Melbourne, Australia (ProKick Australia)
46	Francisco Castro (LS)	6-1	217	R-Fr.	Miami, Fla. (Columbus HS)
48	Eli Stein (LS)	6-3	227	Fr.	Cambridge, Wisc. (Cambridge HS)
52	John Oehrlein (LS)	6-1	235	R-Jr.	Austin, Texas (Westlake HS)
61	Briggs Magee (LS)	6-2	230	Fr.	Georgetown, Texas (Georgetown HS)
94	Patrick Foley (P)	6-3	196	R-Fr.	Omaha, Neb. (Creighton Prep)

ALPHABETICAL ROSTER

No.	Name	Pos.
19	Rykar Acebo	QB
5	Cameron Ball	DL
19	Jake Bates	K
30	Reid Bauer	P
89	Nathan Bax	TE
88	Kamron Bibby	WR
11	LaDarrius Bishop	DB
15	Simeon Blair	DB
43	Brooks Both	LB
7	Latavious Brini	DB
22	Anthony Brown	DB
71	Brock Burns	OL
50	Cole Carson	OL
9	Taurean Carter	DL
46	Francisco Castro	LS
1	Jalen Catalon	DB
72	Andrew Chamblee	OL
4	Malik Chavis	DB
17	Hudson Clark	DB
85	Harper Cole	WR
53	Ty'Kieast Crawford	OL
36	Jordan Crook	LB
26	Dennis Daniels	RB
0	Nico Davillier	DL
91	Randall Dennis Jr.	DL
14	Jordan Domineck	DL
6	Rashod Dubinion	RB
73	Brooks Edmonson	OL
31	Max Fletcher	P
94	Patrick Foley	P
28	Blake Ford	K
10	Cade Fortin	QB
23	Dorian Gerald	DL
86	Kalil Girault	WR
18	Trent Gordon	DB
0	AJ Green	RB
50	Eric Gregory	DL
66	Kai Hamilton	OL
99	Terry Hampton	DL
83	Chris Harris	WR
76	E'Marion Harris	OL
9	Jadon Haselwood	WR
59	Eli Henderson	OL
56	Marcus Henderson	OL
44	Kaden Henley	LB
82	Hudson Henry	TE
94	Jon Hill	DL
55	JJ Hollingsworth	DL
4	Malik Hornsby	QB
97	Logan Horst	DL
21	Javian Hunt	RB
2	Ketron Jackson Jr.	WR
40	Landon Jackson	DL
1	KJ Jefferson	QB
20	Dominique Johnson	RB
8	Jayden Johnson	DB
19	Khari Johnson	DB
25	James Jointer	RB
70	Luke Jones	OL
30	Ethan Joseph	LB
7	Trey Knox	TE
75	Patrick Kutas	OL
3	Matt Landers	WR
62	Brady Latham	OL
42	Zach Lee	TE
21	Jaylen Lewis	DB
55	Beaux Limmer	OL
29	Cam Little	K/P
87	Chase Lowery	WR

NUMERICAL ROSTER

No.	Name	Pos.	Ht.	Wt.	Cl.	Exp.	Hometown (Previous School)
0	Nico Davillier	DL	6-4	270	Fr.	HS	Maumelle, Ark. (Maumelle HS)
0	AJ Green	RB	5-11	208	So.	1L	Tulsa, Okla. (Union HS)
1	Jalen Catalon	DB	5-10	201	R-Jr.	2L	Mansfield, Texas (Mansfield Legacy HS)
1	KJ Jefferson	QB	6-3	242	R-Jr.	2L	Sardis, Miss. (North Panola HS)
2	Ketron Jackson Jr.	WR	6-2	203	So.	1L	Royse City, Texas (Royse City HS)
2	Myles Slusher	DB	6-0	194	Jr.	2L	Broken Arrow, Okla. (Broken Arrow HS)
3	Matt Landers	WR	6-5	197	Sr.	TR	St. Petersburg, Fla. (St. Petersburg HS/Toledo)
3	Dwight McGlothorn	DB	6-2	181	Jr.	TR	Houston, Texas (Klein Oak HS/LSU)
4	Malik Chavis	DB	6-2	192	R-Jr.	2L	Rison, Ark. (Rison HS)
4	Malik Hornsby	QB	6-2	186	R-So.	1L	Missouri City, Texas (Ft. Bend Marshall HS)
5	Cameron Ball	DL	6-5	303	R-Fr.	RS	Atlanta, Ga. (Tri-Cities HS)
5	Raheim Sanders	RB	6-2	227	So.	1L	Rockledge, Fla. (Rockledge HS)
6	Rashod Dubinion	RB	5-10	211	Fr.	HS	Ellenwood, Ga. (Cedar Grove HS)
6	Jacorrei Turner	DB	6-2	206	R-So.	1L	Atlanta, Ga. (Woodward Academy)
7	Latavious Brini	DB	6-2	215	*Sr.	TR	Miami Gardens, Fla. (Mater Academy Charter/Georgia)
7	Trey Knox	TE	6-5	245	Sr.	3L	Murfreesboro, Tenn. (Blackman HS)
8	Jayden Johnson	DB	6-2	204	So.	1L	Cedartown, Ga. (Cedartown HS)
8	Ty Washington	TE	6-4	247	Fr.	HS	Leesburg, Ga. (Lee County HS)
9	Taurean Carter	DL	6-3	294	R-Jr.	2L	Mansfield, Texas (Mansfield Legacy HS)
9	Jadon Haselwood	WR	6-3	213	R-Jr.	TR	Ellenwood, Ga. (Cedar Grove HS/Oklahoma)
10	Cade Fortin	QB	6-3	218	R-Sr.	TR	Suwanee, Ga. (North Gwinnett HS/South Florida)
10	Bumper Pool	LB	6-2	232	*Sr.	4L	Lucas, Texas (Lovejoy HS)
11	LaDarrius Bishop	DB	6-0	194	R-Sr.	3L	Ashdown, Ark. (Ashdown HS)
13	Jaedon Wilson	WR	6-3	175	R-Fr.	RS	DeSoto, Texas (DeSoto HS)
14	Jordan Domineck	DL	6-3	251	R-Sr.	TR	Lakeland, Fla. (Jenkins HS/Georgia Tech)
14	Bryce Stephens	WR	6-0	176	R-Fr.	RS	Oklahoma City, Okla. (John Marshall HS)
15	Simeon Blair	DB	5-10	208	R-Sr.	3L	Pine Bluff, Ark. (Pine Bluff HS)
15	Landon Rogers	WR	6-4	197	R-Fr.	RS	Little Rock, Ark. (Parkview HS)
16	Keuan Parker	DB	5-11	178	R-Fr.	RS	Tulsa, Okla. (Booker T. Washington HS)
16	Isaiah Sategna	WR	5-11	173	Fr.	HS	Fayetteville, Ark. (Fayetteville HS)
17	Hudson Clark	DB	6-2	182	R-Jr.	2L	Dallas, Texas (Highland Park HS)
17	Sam Mbake	WR	6-3	202	Fr.	HS	Kennesaw, Ga. (North Cobb HS)
18	Trent Gordon	DB	5-11	188	R-Sr.	1L	Spring, Texas (Manvel HS/Penn State)
18	Kade Renfro	QB	6-3	206	R-So.	SQ	Stephenville, Texas (Stephenville HS/Ole Miss)
19	Rykar Acebo	QB	6-4	185	Fr.	HS	Jonesboro, Ark. (Jonesboro HS)
19	Jake Bates	K	5-10	202	*Sr.	TR	Tomball, Texas (Tomball HS/Texas State)
19	Khari Johnson	DB	6-0	192	Jr.	2L	Boston, Mass. (Suffield Academy)
20	Dominique Johnson	RB	6-1	247	Jr.	2L	Crowley, Texas (Crowley HS)
20	Zach Zimos	DB	6-4	233	R-Jr.	2L	Sugar Land, Texas (Fort Bend Travis HS)
21	Javian Hunt	RB	6-0	196	R-Fr.	RS	Oklahoma City, Okla. (Carl Albert HS)
21	Jaylen Lewis	DB	6-0	175	Fr.	HS	Brownsville, Tenn. (Haywood HS)
22	Anthony Brown	DB	6-0	181	Fr.	HS	Milan, Tenn. (Milan HS)
23	Dorian Gerald	DL	6-3	256	*R-Sr.	3L	Florence, S.C. (W. Florence HS/Coll. of the Canyons)
25	James Jointer	RB	6-0	213	Fr.	HS	Little Rock, Ark. (Parkview HS)
26	Dennis Daniels	RB	5-10	220	R-Sr.	TR	Warren, Ark. (Warren HS/Southern Arkansas)
26	Landon Phipps	DB	6-0	175	Fr.	HS	Springdale, Ark. (Springdale HS)
27	Chris Paul Jr.	LB	6-1	230	R-Fr.	RS	Cordele, Ga. (Crisp County HS)
28	Blake Ford	K	6-1	217	Fr.	HS	Arlington, Texas (Lamar HS)
29	Cam Little	K/P	6-2	181	So.	1L	Moore, Okla. (Southmoore HS)
29	John Paul Pickens	DB	6-0	181	Fr.	HS	Jonesboro, Ark. (Jonesboro HS)
30	Reid Bauer	P	5-11	206	R-Sr.	2L	Magnolia, Texas (Magnolia HS)
30	Ethan Joseph	LB	6-2	212	Fr.	HS	Alpharetta, Ga. (King's Ridge Christian)
31	Max Fletcher	P	6-5	178	Fr.	HS	Melbourne, Australia (ProKick Australia)
32	Drew Winn	DB	5-11	183	R-Jr.	TR	Pea Ridge, Ark. (Pea Ridge HS/Pittsburg St.)
33	Isaiah Nichols	DL	6-3	315	R-Sr.	3L	Springdale, Ark. (Springdale HS)
34	Hunter Talley	TE	6-4	210	Fr.	HS	Siloam Springs, Ark. (Siloam Springs HS)
35	Mani Powell	LB	6-3	234	Fr.	HS	Fayetteville, Ark. (Fayetteville HS)
36	Jordan Crook	LB	6-0	232	Fr.	HS	Duncanville, Texas (Duncanville HS)
36	Erin Outley	TE	6-4	255	R-Fr.	RS	Little Rock, Ark. (Parkview HS)
37	Eric Thomas Jr.	DL	6-3	253	Jr.	2L	Pensacola, Fla. (Booker T. Washington HS)
38	Mason Schueck	LB	6-2	219	Fr.	HS	Little Rock, Ark. (Pulaski Academy)
39	Courtney Snelling	DB	5-11	165	Sr.	SQ	Little Rock, Ark. (Joe T. Robinson HS)
40	Landon Jackson	DL	6-7	274	So.	TR	Texarkana, Texas (Pleasant Grove HS/LSU)
41	Kyle Thompson	DL	6-3	250	Fr.	HS	Aledo, Texas (Aledo HS)
42	Zach Lee	TE	6-5	241	R-So.	SQ	Bentonville, Ark. (Bentonville HS)
42	Drew Sanders	LB	6-5	233	Jr.	TR	Denton, Texas (Ryan HS/Alabama)
43	Brooks Both	LB	6-0	231	R-So.	SQ	Harrison, Ark. (Harrison HS)
44	Kaden Henley	LB	6-2	225	Fr.	HS	Springdale, Ark. (Shiloh Christian Academy)
45	Jackson Woodard	LB	6-3	231	R-So.	1L	Little Rock, Ark. (LR Christian Academy)

GAME 2: SOUTH CAROLINA

NUMERICAL ROSTER

No.	Name	Pos.	Ht.	Wt.	Cl.	Exp.	Hometown (Previous School)
46	Francisco Castro	LS	6-1	217	R-Fr.	RS	Miami, Fla. (Columbus HS)
48	Eli Stein	LS	6-3	227	Fr.	HS	Cambridge, Wisc. (Cambridge HS)
49	McKinley Williams	DB	6-1	209	R-Sr.	1L	Sheridan, Ark. (Sheridan HS)
50	Cole Carson	OL	6-5	305	R-Fr.	RS	Bogata, Texas (Rivercrest HS)
50	Eric Gregory	DL	6-4	303	R-Jr.	2L	Memphis, Tenn. (IMG Academy)
51	Ricky Stromberg	OL	6-4	313	Sr.	3L	Tulsa, Okla. (Union HS)
52	John Oehrlein	LS	6-1	235	R-Jr.	SQ	Austin, Texas (Westlake HS)
53	Ty'Kieast Crawford	OL	6-5	325	Jr.	1L	Carthage, Texas (Carthage HS/Charlotte)
55	JJ Hollingsworth	DL	6-3	246	Fr.	HS	Greenland, Ark. (Greenland HS)
55	Beaux Limmer	OL	6-5	302	R-Jr.	2L	Tyler, Texas (Tyler Lee HS)
56	Marcus Henderson	OL	6-5	303	R-So.	1L	Memphis, Tenn. (Memphis University School)
56	Zach Williams	DL	6-4	261	Sr.	3L	Little Rock, Ark. (Joe T. Robinson HS)
58	Jashaud Stewart	DL	6-2	251	Jr.	2L	Jonesboro, Ark. (Jonesboro HS)
59	Eli Henderson	OL	6-4	315	Fr.	HS	Duncan, S.C. (Byrnes HS)
61	Briggs Magee	LS	6-2	230	Fr.	HS	Georgetown, Texas (Georgetown HS)
62	Brady Latham	OL	6-5	307	R-Jr.	2L	Jenks, Okla. (Jenks HS)
63	Terry Wells	OL	6-5	327	R-Fr.	RS	Parkin, Ark. (Wynne HS)
65	Devon Manuel	OL	6-9	334	R-Fr.	RS	Sunset, La. (Beau Chene HS)
66	Kai Hamilton	OL	6-4	300	Fr.	HS	Hope, Ark. (Hope HS)
67	Josh Street	OL	6-6	310	R-Fr.	RS	Bentonville, Ark. (Bentonville HS)
70	Luke Jones	OL	6-5	327	R-Sr.	2L	Little Rock, Ark. (Pulaski Academy/Notre Dame)
71	Brock Burns	OL	6-4	296	Fr.	HS	Ozark, Ark. (Ozark HS)
72	Andrew Chamblee	OL	6-6	303	Fr.	HS	Maumelle, Ark. (Maumelle HS)
73	Brooks Edmonson	OL	6-4	315	Fr.	HS	Bryant, Ark. (Bryant HS)
74	Jalen St. John	OL	6-5	327	R-So.	1L	St. Louis, Mo. (Trinity Catholic HS)
75	Patrick Kutas	OL	6-5	305	Fr.	HS	Memphis, Tenn. (Christian Brothers HS)
76	E'Marion Harris	OL	6-7	340	Fr.	HS	Little Rock, Ark. (Joe T. Robinson HS)
78	Dalton Wagner	OL	6-9	331	*R-Sr.	4L	Spring Grove, Ill. (Richmond Burton HS)
80	Collin Sutherland	TE	6-5	260	R-So.	SQ	Flower Mound, Texas (Marcus HS)
81	Quincey McAdoo	WR	6-2	192	Fr.	HS	Clarendon, Ark. (Clarendon HS)
82	Hudson Henry	TE	6-5	254	R-Jr.	2L	Little Rock, Ark. (Pulaski Academy)
83	Chris Harris	WR	5-10	187	R-So.	SQ	Dumas, Ark. (Dumas HS)
84	Warren Thompson	WR	6-3	198	R-Sr.	1L	Seffner, Fla. (Armwood HS/Florida State)
85	Harper Cole	WR	5-9	178	R-So.	1L	Aurora, Ill. (Waubonsie Valley HS)
86	Kalil Girault	WR	6-0	186	Fr.	HS	Haslet, Texas (Eaton HS)
87	Chase Lowery	WR	6-0	185	R-Fr.	RS	Frisco, Texas (Frisco HS)
88	Kamron Bibby	WR	6-2	180	Fr.	HS	El Dorado, Ark. (El Dorado HS)
89	Nathan Bax	TE	6-4	252	R-Sr.	2L	Jefferson City, Mo. (Helias Catholic HS/III. St.)
90	Marcus Miller	DL	6-5	286	R-Jr.	2L	Warren, Ark. (Warren HS)
91	Randall Dennis Jr.	DL	6-3	300	Fr.	HS	Lawrenceville, Ga. (Archer HS)
94	Patrick Foley	P	6-3	196	R-Fr.	RS	Omaha, Neb. (Creighton Prep)
94	Jon Hill	DL	6-5	252	R-Fr.	RS	Dumas, Ark. (Dumas HS)
97	Logan Horst	DL	6-4	255	R-Sr.	TR	Salina, Kan. (Salina Central HS/Neb. Wesleyan)
98	Roy Patterson	DL	6-5	253	R-So.	HS	Austin, Texas (Anderson HS)
99	Terry Hampton	DL	6-1	314	*Sr.	TR	El Dorado, Ark. (El Dorado HS/Arkansas State)

Roster by Class: Senior - 24 | Junior - 22 | Sophomore - 17 | Freshman - 51

FOOTBALL STAFF

Coaching Staff

Sam Pittman Head Coach	3rd Season
Barry Odom Assoc. Head Coach/DC/Safeties	3rd Season
Scott Fountain Asst. HC/Special Teams Coord.	3rd Season
Kendal Briles Offensive Coordinator/QBs	3rd Season
Deke Adams Defensive Line	1st Season
Dominique Bowman Cornerbacks	1st Season
Kenny Guiton Wide Receivers	2nd Season
Cody Kennedy Offensive Line	2nd Season
Dowell Loggains Tight Ends	2nd Season
Michael Scherer Linebackers	3rd Season
Jimmy Smith Running Backs	3rd Season

Graduate Assistants

Ian Brewer Video	2nd Season
Jonathan Ceh Operations	1st Season
Sean Fogarty Offense	1st Season
Jalen Harris Special Teams	1st Season
Mason Hutchins Defense	1st Season
Keith Jones Defense	1st Season

Quality Control/Analyst

Michael Anthony Offense	3rd Season
Mark Cala Offense	3rd Season
Kelvin Green Defense	1st Season
Chris Hurd Special Teams	1st Season
Nick Mathews Defense	1st Season
Jake Trump Defense	3rd Season
De'Vion Warren Offense	1st Season

Support Staff

Patrick Doherty Football Operations	3rd Season
Amanda Gilpin Asst. Football Operations	3rd Season
Jamil Walker Strength & Conditioning	3rd Season
Ed Ellis Assoc. Strength & Conditioning	3rd Season
Dave Polanski Athletic Training	5th Season
Dalton Withrow Equipment	2nd Season
Butler Benton Recruiting/Player Personnel	2nd Season
Fernando Velasco Player Development	3rd Season
Jacob Tepp Video	2nd Season

ALPHABETICAL ROSTER

No.	Name	Pos.
61	Brooks Magee	LS
65	Devon Manuel	OL
17	Sam Mbake	WR
81	Quincey McAdoo	WR
3	Dwight McGlothorn	DB
90	Marcus Miller	DL
33	Isaiah Nichols	DL
52	John Oehrlein	OL
36	Erin Outley	TE
16	Keuan Parker	DB
98	Roy Patterson	DL
27	Chris Paul Jr.	LB
26	Landon Phipps	DB
29	John Paul Pickens	DB
10	Bumper Pool	LB
35	Mani Powell	LB
18	Austin Renfro	QB
15	Landon Rogers	TE
42	Drew Sanders	LB
5	Raheim Sanders	RB
16	Isaiah Sategna	WR
38	Mason Schueck	LB
2	Myles Slusher	DB
39	Courtney Snelling	DB
74	Jalen St. John	OL
48	Eli Stein	LS
14	Bryce Stephens	WR
58	Jashaud Stewart	DL
67	Josh Street	OL
51	Ricky Stromberg	OL
80	Collin Sutherland	TE
34	Hunter Talley	TE
37	Eric Thomas Jr.	DL
41	Kyle Thompson	DL
84	Warren Thompson	WR
6	Jacorre Turner	LB
78	Dalton Wagner	OL
8	Ty Washington	TE
63	Terry Wells	OL
49	McKinley Williams	DB
56	Zach Williams	DL
13	Jaedon Wilson	WR
32	Drew Winn	DB
45	Jackson Woodard	LB
20	Zach Zimos	DB

PRONUNCIATIONS

Latavious Brini	bree-nee
Taurean Carter	to-re-ee-an
Andrew Chamblee	cham-blee
Malik Chavis	ma-leek chav-iss
Ty'Kieast Crawford	ty-KEAST
Nico Davillier	dava-YAY
E'Marion Harris	eh-mary-ON
Jadon Haselwood	hazel-wood
Malik Hornsby	ma-leek
Ketron Jackson Jr.	KEE-tron
Khari Johnson	kah-REE
Patrick Kutas	koo-tas
Sam Mbake	bah-KAY
Keuan Parker	kee-wahn
Mani Powell	manny
Isaiah Sategna	suh-TANE-ya
Jashaud Stewart	ja-shawd
Zach Zimos	ZIE-mus

GAME 2: SOUTH CAROLINA



AJ GREEN

0

Running Back | 5-11 | 208 | Sophomore
Tulsa, Okla. | Union HS



JALEN CATALON

1

Defensive Back | 5-10 | 201 | R-Junior
Mansfield, Texas | Mansfield Legacy HS

QUICK HITS

- Totaled 227 yards and one touchdown on 47 rushing attempts, averaging 4.8 yards per carry during freshman campaign.
- Hauled in seven passes for 84 yards and a touchdown, averaging 12.0 yards per catch as a freshman.
- Hauled in seven passes for 84 yards and a touchdown, averaging 12.0 yards per catch as a freshman.
- Made his collegiate debut against Texas on Sept. 11, 2021, rushing for a career-high 67 yards and a touchdown on seven attempts.

CAREER STATS

	RUSHING					RECEIVING				
	GP/GS	ATT	YDS	AVG	TD	LNG	REC	YDS	AVG	TD
2021	12/0	47	227	18.9	1	30	7	84	12.0	1
2022	1/0	3	18	18.0	0	6	-	-	-	-
TOTAL	13/0	50	245	18.8	1	30	7	84	12.0	1

	RUSHING					RECEIVING				
	GP/GS	ATT	YDS	AVG	TD	LNG	REC	YDS	AVG	TD
Cincinnati	1/0	3	18	6.0	0	6	0	0	0	0
South Carolina										
Missouri State										
Texas A&M										
Alabama										
at Mississippi State										
at BYU										
at Auburn										
Liberty										
LSU										
Ole Miss										
at Missouri										

SEASON HIGHS

Rushes	3 vs. Cincinnati (9/3/22)
Rushing Yards	18 vs. Cincinnati (9/3/22)
Rushing Touchdowns	
Long Rush	6.0 vs. Cincinnati vs. Cincinnati (9/3/22)
100-Yard Games	
Receptions	
Receiving Yards	
Receiving Touchdowns	
Long Reception	

CAREER HIGHS

Rushes	7 vs. Texas (9/11/22)
Rushing Yards	67 vs. Texas (9/11/22)
Rushing Touchdowns	1 vs. Texas (9/11/22)
Long Rush	48 vs. Texas (9/11/22)
100-Yard Games	
Receptions	2 (2x) at Alabama (11/20/22)
Receiving Yards	48 vs. Texas A&M (9/25/22)
Receiving Touchdowns	1 vs. Texas A&M (9/25/22)
Long Reception	48 vs. Texas A&M (9/25/22)

QUICK HITS

- 2020 Thorpe Award Semifinalist, only 2nd in school history, joining NFL Hall of Famer Steve Atwater.
- Named preseason Second Team All-American by the AP (2022)
- Finished eighth on the team in total tackles (46) with 1.5 tackles despite playing in only six games before being sidelined with an injury
- Carded double-digit tackles (11), including a tackle for loss, and a career-high two interceptions in 2021 season opener against Rice (Sept. 4).
- Named All-SEC First Team (AP) and Second Team by the coaches in 2020

CAREER STATS

	GP/GS	UA	A	TOT	TFL-YDS	SCK-YDS	FF	FR-YDS	INT-YDS	QBH	BRUP
2019	4/0	3	3	6	0.0-0	0.0-0	1	0-0	0-0	0	1
2020	10/9	51	48	99	2.0-7	0.0-0	2	1-0	3-44	0	4
2021	6/6	22	24	46	1.5-3	0.0-0	0	0-0	2-83	1	4
2022	1/1	5	3	8	0.0-0	0/0-0	0	0-0	0-0	1	0
TOTAL	21/16	81	78	159	3.5-10	0.0-0	3	1-0	5-127	2	9

GAME-BY-GAME STATS

	GP/GS	UA	A	TOT	TFL-YDS	SCK-YDS	FF	FR-YDS	INT-YDS	QBH	BRUP
Cincinnati	1/1	5	3	8	0.0-0	0-0	0	0-0	0-0	1	0
South Carolina											
Missouri State											
Texas A&M											
Alabama											
at Mississippi State											
at BYU											
at Auburn											
Liberty											
LSU											
Ole Miss											
at Missouri											

SEASON HIGHS

Tackles	8 vs. Cincinnati (9/3/22)
Tackles For Loss	
Sacks	
QB Hurries	
Pass Breakups	
Forced Fumbles	
Fumble Recoveries	
Interceptions	

CAREER HIGHS

Tackles	16 vs. LSU (11/21/20)
Double Figure Tackle Games	7 last vs. Rice (9/4/21)
Tackles For Loss	1.5 vs. LSU (11/21/20)
Sacks	
QB Hurries	1 at Ole Miss (10/9/21)
Pass Breakups	2 (2x) last vs. Georgia Southern (9/18/21)
Forced Fumbles	1 (3x) last vs. Tennessee (11/7/20)
Fumble Recoveries	1 vs. Ole Miss (10/17/20)
Interceptions	2 vs. Rice (9/4/21)

GAME 2: SOUTH CAROLINA



KJ JEFFERSON

1

Quarterback | 6-3 | 242 | R-Junior
Sardis, Miss. | North Panola HS

QUICK HITS

- Registered his sixth career game with at least three passing touchdowns vs. Cincinnati.
- Recorded his third game with at least one rushing touchdown and at least two passing touchdowns in win over Cincinnati.
- Owns the highest single-season completion percentage in school history when attempting at least 250 passes.
- Accounted for six TDs (3 throwing, 3 rushing) at Ole Miss (2021), second-most in program history.
- 1 of 2 FBS quarterbacks, joining Louisville's Malik Cunningham, to lead their teams in both passing and rushing in 2021.
- Against Miss. State (Nov. 6, 2021), completed a career-high 82.6% of passes, the third-highest single-game completion percentage in school history (minimum of 20 attempts).
- Totaled three games in 2021 of 300+ passing yards and at least 3 TD passes, first Arkansas QB to do so since Brandon Allen in 2015.
- Became one of only six SEC signal-callers since 2000 to have thrown for 3+ touchdowns and rushed for 3+ scores in a game as he did against Ole Miss on Oct. 9, 2021, joining Texas A&M QB Johnny Manziel, Mississippi State QB Dak Prescott, Ole Miss QB Chad Kelly, LSU QB Joe Burrow and Ole Miss QB Matt Corral.

CAREER STATS

	PASSING							RUSHING						
	GP/GS	COMP	ATT	PCT	YDS	TD	INT	LNG	ATT	YDS	AVG	TD	LNG	
2019	3/1	14	31	45.2	197	0	1	38	30	58	1.9	2	21	
2020	5/1	20	41	48.8	295	3	0	68	28	67	2.4	2	19	
2021	13/13	198	294	67.3	2676	21	4	91	146	664	51.1	6	49	
2022	1/1	18	26	69.2	223	3	0	32	18	62	62.0	1	16	
TOTAL	22/16	250	392	63.8	3391	27	5	91	222	851	38.7	11	49	

GAME-BY-GAME STATS

	PASSING							RUSHING						
	GP/GS	COMP	ATT	PCT	YDS	TD	INT	LNG	ATT	YDS	AVG	TD	LNG	
Cincinnati	1/1	18	26	68.2	223	3	0	32	18	62	62.0	1	16	
South Carolina														
Missouri State														
Texas A&M														
Alabama														
at Mississippi State														
at BYU														
at Auburn														
Liberty														
LSU														
Ole Miss														
at Missouri														

SEASON HIGHS

Pass Attempts	26 vs. Cincinnati (9/3/22)
Completions	18 vs. Cincinnati (9/3/22)
Pass Yards	223 vs. Cincinnati (9/3/22)
Pass TDs	3 vs. Cincinnati (9/3/22)
Long Pass	32 vs. Cincinnati (9/3/22)
Completion %	68.2 vs. Cincinnati (9/3/22)
Rushes	18 vs. Cincinnati (9/3/22)
Rush Yards	1 vs. Cincinnati (9/3/22)
Rush TDs	1 vs. Cincinnati (9/3/22)
Long Rush	16 vs. Cincinnati (9/3/22)

CAREER HIGHS

Pass Attempts	35 (2x) last vs. Auburn (10/16/21)
Completions	25 at Ole Miss (10/9/21)
Pass Yards	366 vs. Georgia Southern (9/18/21)
Pass TDs	4 vs. UAPB (10/23/21)
Long Pass	91 vs. Georgia Southern (9/18/21)
Completion %	82.6 vs. Mississippi State (11/6/21)
Rushes	20 (2x) vs. Penn State (1/1/22)
Rush Yards	110 vs. Penn State (1/1/22)
Rush TDs	3 at Ole Miss (10/9/21)
Long Rush	49 vs. Missouri (11/26/21)



MYLES SLUSER

2

Defensive Back | 6-0 | 194 | Junior
Broken Arrow, Okla. | Broken Arrow HS

QUICK HITS

- Racked up three solo stops in first start of the 2022 season vs. Cincinnati.
- Played in 11 games with seven starts in 2021.
- Finished tied for second on the team in interceptions with two in 2021.
- Registered a career-high 10 tackles in the 2021 regular season finale against Missouri.
- As a freshman in 2020, tied for the team-lead with two fumble recoveries.
- Rated a four-star prospect by 247Sports, Rivals and ESPN and the No. 5 safety in the country by 247Sports.

CAREER STATS

	GP/GS	UA	A	TOT	TFL-YDS	SCK-YDS	FF	FR-YDS	INT-YDS	QBH	BRUP
2020	6/1	9	6	15	1.0-1	0.0-0	1	2-7	0-0	0	0
2021	11/7	33	17	50	3.0-3	0.5-8	0	0-0	2-11	2	4
2022	1/1	3	0	3	1.0-1	0.0-0	0	0-0	0-0	0	0
TOTAL	18/10	45	23	68	5.0-5	0.5-8	1/2	2-7	2-11	2	4

GAME-BY-GAME STATS

	GP/GS	UA	A	TOT	TFL-YDS	SCK-YDS	FF	FR-YDS	INT-YDS	QBH	BRUP
Cincinnati	1/1	3	0	3	1.0-1	0.0-0	0	0-0	0-0	0	0
South Carolina											
Missouri State											
Texas A&M											
Alabama											
at Mississippi State											
at BYU											
at Auburn											
Liberty											
LSU											
Ole Miss											
at Missouri											

SEASON HIGHS

Tackles	3 vs. Cincinnati (9/3/22)
Tackles For Loss	1.0 vs. Cincinnati (9/3/22)
Sacks	
QB Hurries	
Pass Breakups	
Forced Fumbles	
Fumble Recoveries	
Interceptions	

CAREER HIGHS

Tackles	10 vs. Missouri (11/26/21)
Double Figure Tackle Games	1 vs. Missouri (11/26/21)
Tackles For Loss	1.0 (4x) last vs. Cincinnati (9/3/22)
Sacks	0.5 last vs. UAPB (10/23/21)
QB Hurries	1 (2x) last at Alabama (11/20/21)
Pass Breakups	1 (4x) last vs. Missouri (11/26/21)
Forced Fumbles	1 vs. LSU (11/21/20)
Fumble Recoveries	1 (2x) last vs. LSU (11/21/20)
Interceptions	1 (2x) last at LSU (11/13/21)

GAME 2: SOUTH CAROLINA



MATT LANDERS

3

Wide Receiver | 6-5 | 197 | Senior
St. Petersburg, Fla. | St. Petersburg HS / Toledo

QUICK HITS

- Made 20 receptions for 514 yards and five touchdowns in 12 games played at Toledo in 2021.
- Turned in a team-best 25.7 yards per reception during his junior year.
- Caught 18 passes in last five games of the 2021 season, including nine in the last two.
- Saw action in 25 games across three seasons at Georgia, including 12 in 2019. Registered 10 receptions for 105 yards in 2019.

CAREER STATS

	RECEIVING					RUSHING						
	GP/GS	REC	YDS	AVG	TD	LNG	ATT	YDS	AVG	TD	LNG	
2018*	4	0	0	0	0	0	0	0	0	0	0	0
2019*	12	10	105	10.5	1	80	1	-6	-6	0	0	0
2020*	9	2	27	13.5	0	23	0	0	0	0	0	0
2021**	12	20	514	25.7	5	90	0	0	0	0	0	0
2022	1/1	3	43	14.3	0	20	0	0	0	0	0	0
TOTAL	38	35	689	19.7	6	90	1	-6	-6	0	0	0

* at Georgia, ** at Toledo

GAME-BY-GAME STATS

	RECEIVING					RUSHING						
	GP/GS	REC	YDS	AVG	TD	LNG	ATT	YDS	AVG	TD	LNG	
Cincinnati	1/1	3	43	14.3	-	-	-	-	-	-	-	-
South Carolina												
Missouri State												
Texas A&M												
Alabama												
at Mississippi State												
at BYU												
at Auburn												
Liberty												
LSU												
Ole Miss												
at Missouri												

SEASON HIGHS

Receptions	3 vs. Cincinnati (9/3/22)
Receiving Yards	43 vs. Cincinnati (9/3/22)
Receiving Touchdowns	
Long Reception	20 vs. Cincinnati (9/3/22)
Rushes	
Rushing Yards	
Rushing Touchdowns	
Long Rush	

CAREER HIGHS

Receptions	5 (2x) vs. Akron (11/16/21) (*at Toledo)
Receiving Yards	150 vs. Eastern Michigan (11/2/21)(*at Toledo)
Receiving Touchdowns	2 vs. Eastern Michigan (11/2/21)(*at Toledo)
Long Reception	90 vs. Middle Tennessee (12/17/22)(*at Toledo)
Rushes	1 vs. Notre Dame (9/21/19) (*at Georgia)
Rushing Yards	
Rushing Touchdowns	
Long Rush	



RAHEIM SANDERS

5

Running Back | 6-2 | 227 | Sophomore
Rockledge, Fla. | Rockledge HS

QUICK HITS

- Recorded his second career 100+ rushing game after finishing with 117 against Cincinnati.
- Named to Freshman All-SEC Team in 2021.
- Finished freshman campaign with 578 rushing yards (5.2 ypr) and five touchdowns on the ground.
- Totaled the most rushing yards by an Arkansas freshman since Devwah Whaley in 2016 (602).
- First Hog frosh to run for 100+ yards at Ole Miss since Chase Hayden in 2017 vs. Florida A&M, and his 139-yard output is the highest of any Razorback this season.
- Part of a Razorback rushing attack that saw four ball carriers gain over 500 yards for the first time since 1975.
- 1 of 2 Arkansas freshmen running backs in 2021 to score both a rushing and receiving touchdown this season (AJ Green - 1 rushing, 1 receiving).
- Goes by the nickname "Rocket."
- Was brought in as an athlete that played wide receiver, running back and linebacker in high school, and settled on running back in college.

CAREER STATS

	RUSHING					RECEIVING						
	GP/GS	ATT	YDS	AVG	TD	LNG	REC	YDS	AVG	TD	LNG	
2021	13/0	114	578	44.5	5	42	11	109	9.9	1	24	
2022	1/1	20	117	117.0	0	37	3	12	4.0	0	10	
TOTAL	14/1	134	695	49.6	5	42	14	121	8.6	1	24	

GAME-BY-GAME STATS

	RUSHING					RECEIVING						
	GP/GS	ATT	YDS	AVG	TD	LNG	REC	YDS	AVG	TD	LNG	
Cincinnati	1/1	20	117	5.8	0	37	3	12	4.0	0	10	
South Carolina												
Missouri State												
Texas A&M												
Alabama												
at Mississippi State												
at BYU												
at Auburn												
Liberty												
LSU												
Ole Miss												
at Missouri												

SEASON HIGHS

Rushes	20 vs. Cincinnati (9/3/22)
Rushing Yards	117 vs. Cincinnati (9/3/22)
Rushing Touchdowns	
Long Rush	37 vs. Cincinnati (9/3/22)
100-Yard Games	1 vs. Cincinnati (9/3/22)
Receptions	3 vs. Cincinnati (9/3/22)
Receiving Yards	12 vs. Cincinnati (9/3/22)
Receiving Touchdowns	
Long Reception	10 vs. Cincinnati (9/3/22)

CAREER HIGHS

Rushes	20 vs. Cincinnati (9/3/22)
Rushing Yards	139 at Ole Miss (10/9/21)
Rushing Touchdowns	2 (2x) vs. Penn State (1/1/22)
Long Rush	42 at Ole Miss (10/9/21)
100-Yard Games	2, last vs. Cincinnati (9/3/22)
Receptions	3 (3x), last vs. Cincinnati (9/3/22)
Receiving Yards	41 vs. Mississippi State (11/6/21)
Receiving Touchdowns	1 at Alabama (11/20/21)
Long Reception	24 vs. Mississippi State (11/6/21)

GAME 2: SOUTH CAROLINA



TREY KNOX

7

Tight End | 6-5 | 245 | Senior
Murfreesboro, Tenn. | Blackman HS

QUICK HITS

- Hauled in a career high two TD receptions against Cincinnati. Knox entered the game with four career TD receptions (three as a freshman and one as a junior).
- Recorded six games with multiple receptions as a junior.
- Turned in a season high five receptions for 37 yards and a score against Ole Miss in 2021.
- Among SEC freshman in 2019, finished third in the league in receiving yards (385), receiving yards per game (35.0) and receptions per game (2.54).
- Made switch from wide receiver to tight end ahead of 2021 season.
- Loves country music - big Luke Bryan fan.

CAREER STATS

	GP/GS	RECEIVING				LNG	RUSHING				LNG
		REC	YDS	AVG	TD		ATT	YDS	AVG	TD	
2019	11/11	28	385	13.8	3	49	0	0	0.0	0	0
2020	10/6	7	70	10.0	0	12	0	0	0.0	0	0
2021	12/0	20	141	7.1	1	16	0	0	0.0	0	0
2022	1/1	6	75	12.5	2	32	0	0	0.0	0	0
TOTAL	34/18	61	671	11.0	6	49	0	0	0.0	0	0

GAME-BY-GAME STATS

	GP/GS	RECEIVING				LNG	RUSHING				LNG
		REC	YDS	AVG	TD		ATT	YDS	AVG	TD	
Cincinnati	1/1	6	75	12.5	2	32	0	0	0	0	0
South Carolina											
Missouri State											
Texas A&M											
Alabama											
at Mississippi State											
at BYU											
at Auburn											
Liberty											
LSU											
Ole Miss											
at Missouri											

SEASON HIGHS

Receptions6 vs. Cincinnati (9/3/22)
 Receiving Yards75 vs. Cincinnati (9/3/22)
 Receiving Touchdowns2 vs. Cincinnati (9/3/22)
 Long Reception32 vs. Cincinnati (9/3/22)

CAREER HIGHS

Receptions8 vs. San Jose State (9/21/19)
 Receiving Yards90 vs. Colorado State (9/14/19)
 Receiving Touchdowns2 vs. Cincinnati (9/3/22)
 Long Reception49 at Ole Miss (9/7/19)



JADON HASELWOOD

9

Wide Receiver | 6-3 | 213 | R-Junior
Atlanta, Ga. | Cedar Grove HS / Oklahoma

QUICK HITS

- Caught first TD as a Razorback against Cincinnati, hauling in a 19-yard reception from Jefferson in the third quarter.
- Played in all 12 games of the regular season as a junior at Oklahoma, catching a team-best 39 passes for 399 yards and a team-leading six touchdowns.
- Recorded multiple catches in 10 of 12 games in 2021.
- Pulled in a season-high six receptions on two occasions, including a three-touchdown performance against TCU on Oct. 16, 2021.
- Caught four passes for 47 yards in 2021 season-opener against Tulane.
- Recorded 51 yards on two receptions at Baylor on Nov. 13, 2021
- Played in 13 of 14 games as a freshman at OU, making 19 receptions for 272 yards and a touchdown.
- Five-star recruit by 247Sports, ESPN and Rivals.

CAREER STATS

	GP/GS	RECEIVING				LNG	RUSHING				LNG
		REC	YDS	AVG	TD		ATT	YDS	AVG	TD	
2019	13	19	272	14.3	1	49	3	14	4.7	0	8
2020	3	4	65	16.3	0	33	0	0	0.0	0	0
2021	12	39	399	10.2	6	50	0	0	0.0	0	0
2022	1/1	3	42	14.0	1	19	1	-2	-2.0	0	0
TOTAL	29	65	778	12.0	8	50	4	12	0.4	0	8

GAME-BY-GAME STATS

	GP/GS	RECEIVING				LNG	RUSHING				LNG
		REC	YDS	AVG	TD		ATT	YDS	AVG	TD	
Cincinnati	1/1	3	42	14.0	1	19	1	-2	-2.0	0	0
South Carolina											
Missouri State											
Texas A&M											
Alabama											
at Mississippi State											
at BYU											
at Auburn											
Liberty											
LSU											
Ole Miss											
at Missouri											

SEASON HIGHS

Receptions3 vs. Cincinnati (9/3/22)
 Receiving Yards42 vs. Cincinnati (9/3/22)
 Receiving Touchdowns1 vs. Cincinnati (9/3/22)
 Long Reception19 vs. Cincinnati (9/3/22)
 Rushes1 vs. Cincinnati (9/3/22)
 Rushing Yards-2.0 vs. Cincinnati (9/3/22)
 Rushing Touchdowns
 Long Rush

CAREER HIGHS

Receptions6 (3x), last vs. TCU (10/16/21)
 Receiving Yards78 vs. South Dakota (9/7/2019)
 Receiving Touchdowns3 vs. TCU (10/16/21)
 Long Reception50 vs. Baylor (11/13/22)
 Rushes1 (4x), last vs. Cincinnati (9/3/22)
 Rushing Yards8 vs. West Virginia (10/19/19)
 Rushing Touchdowns
 Long Rush8 vs. West Virginia (10/19/19)

GAME 2: SOUTH CAROLINA



BUMPER POOL

10

Linebacker | 6-2 | 232 | R-Senior
Lucas, Texas | Lovejoy HS

QUICK HITS

- Logged his 18th career double-digit tackle game after finishing with 13 against Cincinnati.
- Led the Hogs in total tackles with 125 (45 solo), his second straight season with 100+ total tackles and enters the 2022 season with 349 career tackles - ninth all-time at Arkansas.
- Named All-SEC by the coaches in both 2020 and 2021.
- Racked up 7.5 tackles for loss, tied for second most on the squad in 2021.
- Finished 10th in the nation in total tackles (125) and tallied 9.6 tackles per game, ranking second in the SEC and 15 nationally in 2021.
- Posted the most tackles in the SEC over the last two years (2020-21) and last three seasons (2019-21) with 328.
- Had totaled the second-most tackles (320) among all FBS defenders since 2019, second to only Troy LB Carlton Martial (367).
- Posted a team-leading seven games with double-digit stops in 2021, which ranked third-most nationally.
- Father, sister, grandfather, two aunts and two cousins are all graduates of Arkansas.
- Sister, Maddie, is Arkansas' Assistant Director of On-Campus Recruiting.

CAREER STATS

	GP/GS	UA	A	TOT	TFL-YDS	SCK-YDS	FF	FR-YDS	INT-YDS	QBH	BRUP
2018	10/4	14	15	29	2.5-4	0.0-0	0	1-60	0-0	1	4
2019	12/12	38	56	94	6.5-12	0.5-3	0	0-0	0-0	1	5
2020	9/9	40	61	101	6.5-11	0.5-3	0	0-0	0-0	1	5
2021	13/1	45	80	125	7.5-13	0.0-0	0	0-0	0-0	2	2
2022	1/1	4	9	13	1.0-2	0.0-0	0	0-0	0-0	0	0
TOTAL	45/27	141	221	362	24-42	1.0-6	0	1-60	0-0	5	16

GAME-BY-GAME STATS

	GP/GS	UA	A	TOT	TFL-YDS	SCK-YDS	FF	FR-YDS	INT-YDS	QBH	BRUP
Cincinnati	1/1	4	9	13	1-2	0.0-0	0	0-0	0-0	0	0
South Carolina											
Missouri State											
Texas A&M											
Alabama											
at Mississippi State											
at BYU											
at Auburn											
Liberty											
LSU											
Ole Miss											
at Missouri											

SEASON HIGHS

Tackles	13 vs. Cincinnati (9/3/22)
Tackles For Loss	1 vs. Cincinnati (9/3/22)
Double-Digit Tackle Games	1, vs. Cincinnati (9/3/22)
Sacks	
Interceptions	
Interception Return Yards	
QB Hurries	
Pass Breakups	
Forced Fumbles	
Fumble Recoveries	

CAREER HIGHS

Tackles	20 at Mississippi State (10/3/20)
Tackles For Loss	3.0 at Texas A&M (10/31/20)
Double-Digit Tackle Games	18 times, last vs. Cincinnati (9/3/22)
Sacks	0.5 (2x) last vs. Georgia (9/26/20)
QB Hurries	1 (3x) last vs. Tennessee (11/7/20)
Interceptions	
Interception Return Yards	
Pass Breakups	2 at Mississippi State (10/3/20)
Forced Fumbles	1 at Colorado State (9/8/18)
Fumble Recoveries	1 vs. Eastern Illinois (9/1/18)



LADARRIUS BISHOP

11

Defensive Back | 6-0 | 194 | R-Senior
Ashdown, Ark. | Ashdown HS

QUICK HITS

- Started nine games at cornerback in 2021.
- Totaled 15 tackles and three pass breakups as a redshirt junior.
- Tallied at least one tackle in eight games.
- Carded a season-high four tackles at Alabama (11/20/21).
- Played in all 10 games and made one start at cornerback in 2020 season against Alabama (12/12/20), logging 17 tackles with 1.0 tackle for loss and two passes broken up.
- Rated a four-star recruit according to Rivals and was tabbed as the No. 2 player in the state of Arkansas and the No. 28 cornerback in the nation by Rivals.

CAREER STATS

	GP/GS	UA	A	TOT	TFL-YDS	SCK-YDS	FF	FR-YDS	INT-YDS	QBH	BRUP
2018	2/0	0	0	0	0.0-0	0.0-0	0	0-0	0	0	0
2019	10/3	15	7	22	1.0-1	0.0-0	0	1-25	0	0	1
2020	10/1	8	9	17	1.0-2	0.0-0	0	0-0	0	0	2
2021	12/9	8	7	15	0.0-0	0.0-0	0	0-0	0	0	3
2022	1/0	1	0	1	0.0-0	0.0-0	0	0-0	0	0	0
TOTAL	35/13	32	23	55	2.0-3	0.0	0	1-25	0	0	6

GAME-BY-GAME STATS

	GP/GS	UA	A	TOT	TFL-YDS	SCK-YDS	FF	FR-YDS	INT-YDS	QBH	BRUP
Cincinnati	1/0	1	0	1	0.0-0	0-0	0	0-0	0-0	0	0
South Carolina											
Missouri State											
Texas A&M											
Alabama											
at Mississippi State											
at BYU											
at Auburn											
Liberty											
LSU											
Ole Miss											
at Missouri											

SEASON HIGHS

Tackles	1 vs. Cincinnati (9/3/22)
Tackles For Loss	
Sacks	
QB Hurries	
Pass Breakups	
Forced Fumbles	
Fumble Recoveries	
Interceptions	

CAREER HIGHS

Tackles	8 vs. San Jose State (9/21/22)
Double Figure Tackle Games	
Tackles For Loss	1.0 (2x) last at Alabama (12/12/20)
Sacks	
QB Hurries	
Pass Breakups	
Forced Fumbles	
Fumble Recoveries	1 vs. Colorado State (9/14/19)
Interceptions	

GAME 2: SOUTH CAROLINA



JAEDON WILSON

13

Wide Receiver | 6-3 | 175 | R-Freshman
DeSoto, Texas | DeSoto HS

QUICK HITS

- Rated a consensus three-star prospect by 247Sports, Rivals and ESPN.
- Appeared in one game in 2021, making his collegiate debut against Georgia Southern (9/18/22), but did not record any statistics.
- Rated the No. 96 wide receiver in his class and the No. 96 overall player in the state of Texas.

CAREER STATS

	GP/GS	RECEIVING				LNG	RUSHING				LNG
		REC	YDS	AVG	TD		ATT	YDS	AVG	TD	
2021	1/0	0	0	0	0	0	0	0	0	0	0
TOTAL	1/0	0	0	0	0	0	0	0	0	0	0

GAME-BY-GAME STATS

	GP/GS	RECEIVING				LNG	RUSHING				LNG
		REC	YDS	AVG	TD		ATT	YDS	AVG	TD	
Cincinnati	-	-	-	-	-	-	-	-	-	-	-
South Carolina	-	-	-	-	-	-	-	-	-	-	-
Missouri State	-	-	-	-	-	-	-	-	-	-	-
Texas A&M	-	-	-	-	-	-	-	-	-	-	-
Alabama	-	-	-	-	-	-	-	-	-	-	-
at Mississippi State	-	-	-	-	-	-	-	-	-	-	-
at BYU	-	-	-	-	-	-	-	-	-	-	-
at Auburn	-	-	-	-	-	-	-	-	-	-	-
Liberty	-	-	-	-	-	-	-	-	-	-	-
LSU	-	-	-	-	-	-	-	-	-	-	-
Ole Miss	-	-	-	-	-	-	-	-	-	-	-
at Missouri	-	-	-	-	-	-	-	-	-	-	-

SEASON HIGHS

Receptions
 Receiving Yards.....
 Receiving Touchdowns.....
 Long Reception.....
 Rushes.....
 Rushing Yards.....
 Rushing Touchdowns.....
 Long Rush.....

CAREER HIGHS

Receptions
 Receiving Yards.....
 Receiving Touchdowns.....
 Long Reception.....
 Rushes.....
 Rushing Yards.....
 Rushing Touchdowns.....
 Long Rush.....



SIMEON BLAIR

15

Defensive Back | 5-10 | 208 | R-Senior
Pine Bluff, Ark. | Pine Bluff HS

QUICK HITS

- Tallied a career high seven tackles in season opener against Cincinnati on Sept. 3. Finished 2021 with 38 tackles, one tackle for loss, one sack and four pass breakups.
- Recorded at least tackle in every game as a redshirt junior.
- Filed 10 games with multiple tackles in 2021.
- Recorded a season-high five tackles against Ole Miss (10/9/21).
- Tied season high in tackles with five in road win at LSU (11/13/21).
- Registered a career high six stops twice against Mississippi State and Texas A&M in 2020.

CAREER STATS

	GP/GS	UA	A	TOT	TFL-YDS	SCK-YDS	FF	FR-YDS	INT-YDS	QBH	BRUP
2019	11/0	1	0	1	0.0-0	0.0-0	0	0-0	0-0	0	0
2020	9/2	10	13	23	0.0-0	0.0-0	0	0-0	0-0	0	2
2021	13/7	23	15	38	1.0-4	1.0-4	0	0-0	0-0	0	4
2022	1/1	3	4	7	1.0-1	0.0-0	0	0-0	0-0	0	0
TOTAL	34/10	37	32	69	2.0-5	1.0-4	0	0-0	0-0	0	6

GAME-BY-GAME STATS

	GP/GS	UA	A	TOT	TFL-YDS	SCK-YDS	FF	FR-YDS	INT-YDS	QBH	BRUP
Cincinnati	1/1	3	4	7	1.0-1	0.0-0	0	0-0	0-0	0	0
South Carolina	-	-	-	-	-	-	-	-	-	-	-
Missouri State	-	-	-	-	-	-	-	-	-	-	-
Texas A&M	-	-	-	-	-	-	-	-	-	-	-
Alabama	-	-	-	-	-	-	-	-	-	-	-
at Mississippi State	-	-	-	-	-	-	-	-	-	-	-
at BYU	-	-	-	-	-	-	-	-	-	-	-
at Auburn	-	-	-	-	-	-	-	-	-	-	-
Liberty	-	-	-	-	-	-	-	-	-	-	-
LSU	-	-	-	-	-	-	-	-	-	-	-
Ole Miss	-	-	-	-	-	-	-	-	-	-	-
at Missouri	-	-	-	-	-	-	-	-	-	-	-

SEASON HIGHS

Tackles..... 7 vs. Cincinnati (9/3/22)
 Tackles For Loss..... 1.0 vs. Cincinnati (9/3/22)
 Sacks.....
 QB Hurries.....
 Pass Breakups.....
 Forced Fumbles.....
 Fumble Recoveries.....
 Interceptions.....

CAREER HIGHS

Tackles..... 7 vs. Cincinnati (9/3/22)
 Double Figure Tackle Games.....
 Tackles For Loss..... 1.0 , 2.x, last vs. Cincinnati (9/3/22)
 Sacks..... 1.0 vs. Alabama (11/20/21)
 QB Hurries.....
 Pass Breakups..... 1 (6x) last vs. Arkansas-Pine Bluff (10/23/22)
 Forced Fumbles.....
 Fumble Recoveries.....
 Interceptions.....

GAME 2: SOUTH CAROLINA



ISAIAH SATENGA

16

Wide Receiver | 5-11 | 173 | Freshman
Fayetteville, Ark. | Fayetteville HS



HUDSON CLARK

17

Defensive Back | 6-2 | 182 | R-Junior
Dallas, Texas | Highland Park HS

QUICK HITS

- Rated a consensus four-star prospect by 247Sports, Rivals and ESPN.
- Played wide receiver for head coach and former Arkansas QB Casey Dick
- No. 1 overall prospect in Arkansas and No. 24 wide receiver in the country by Rivals.
- Named 2021-22 Gatorade Arkansas Boys Track & Field Player of the Year.
- Checked in as the No. 4 prospect in the nation for the 2022 class in track & field by MileSplit.

CAREER STATS

	GP/GS	RECEIVING				LNG	RUSHING				LNG
		REC	YDS	AVG	TD		ATT	YDS	AVG	TD	
2022	0/0	0	0	0	0	0	0	0	0	0	0
TOTAL	0/0	0	0	0	0	0	0	0	0	0	0

GAME-BY-GAME STATS

	GP/GS	RECEIVING				LNG	RUSHING				LNG
		REC	YDS	AVG	TD		ATT	YDS	AVG	TD	
Cincinnati											
South Carolina											
Missouri State											
Texas A&M											
Alabama											
at Mississippi State											
at BYU											
at Auburn											
Liberty											
LSU											
Ole Miss											
at Missouri											

SEASON HIGHS

Receptions
 Receiving Yards
 Receiving Touchdowns
 Long Reception
 Rushes
 Rushing Yards
 Rushing Touchdowns
 Long Rush

CAREER HIGHS

Receptions
 Receiving Yards
 Receiving Touchdowns
 Long Reception
 Rushes
 Rushing Yards
 Rushing Touchdowns
 Long Rush

QUICK HITS

- Played in 12 games with four starts in 2021, finishing with 22 tackles, one tackle for loss and one pass breakup.
- Recorded nine games with at least one tackle as a redshirt sophomore.
- Played in 12 games with four starts in 2021, finishing with 22 tackles, one tackle for loss and one pass breakup.
- Set a new career high in tackles with 10 against Missouri (12/5/20).
- Played in eight games and made seven starts at cornerback as a walk-on in 2020.
- Was the team's fifth-leading tackler as a freshman with 47 stops (32 solo).
- Turned in a career performance against Ole Miss (10/17/20), registering five tackles and three interceptions in the win. He tied the school record for second-most picks in a single-game and tied for third in the SEC record book. First freshman in Arkansas history to intercept three passes in the same game and first SEC freshman since Mississippi State's Darren Williams did in 2003 against Troy.

CAREER STATS

	GP/GS	UA	A	TOT	TFL-YDS	SCK-YDS	FF	FR-YDS	INT-YDS	QBH	BRUP
2020	8/7	32	15	47	1.0-1	0.0-0	0	0-0	3-18	0	3
2021	12/4	9	13	22	1.0-4	0.0-0	0	0-0	0-0	0	1
2022	1/1	2	1	3	0.0-0	0.0-0	1	0-0	0-0	0	1
Total	21/12	43	29	72	2.0-5	0.0-0	1	0-0	3-18	0	5

GAME-BY-GAME STATS

	GP/GS	UA	A	TOT	TFL-YDS	SCK-YDS	FF	FR-YDS	INT-YDS	QBH	BRUP
Cincinnati	1/1	2	1	3	0.0-0	0.0-0	1	0-0	0-0	0	1
South Carolina											
Missouri State											
Texas A&M											
Alabama											
at Mississippi State											
at BYU											
at Auburn											
Liberty											
LSU											
Ole Miss											
at Missouri											

SEASON HIGHS

Tackles 3 vs. Cincinnati (9/3/22)
 Tackles For Loss
 Sacks
 QB Hurries
 Pass Breakups 1 vs. Cincinnati (9/3/22)
 Forced Fumbles 1 vs. Cincinnati (9/3/22)
 Fumble Recoveries
 Interceptions

CAREER HIGHS

Tackles 10 vs. Missouri (12/5/20)
 Double Figure Tackle Games 1 vs. Missouri (12/5/20)
 Tackles For Loss 1.0 (2x) last vs. Missouri (11/26/21)
 Sacks
 QB Hurries
 Pass Breakups 1, 2x, last vs. Cincinnati (9/3/22)
 Forced Fumbles 1 vs. Cincinnati (9/3/22)
 Fumble Recoveries
 Interceptions 3 vs. Ole Miss (10/17/22)

GAME 2: SOUTH CAROLINA



ISAIAH NICHOLS

33

Defensive Line | 6-3 | 315 | R-Senior
Springdale, Ark. | Springdale HS

QUICK HITS

- Appeared in 13 games with four starts in 2021, finishing with 21 tackles (five solo), 3.5 tackles for loss, 1.5 sacks and one forced fumble.
- Coming off a season-best performance against Penn State in the Outback Bowl with four stops.
- Tallied a career-high six stops in 2020 season finale against Alabama (12/12/20).

CAREER STATS

	GP/GS	UA	A	TOT	TFL-YDS	SCK-YDS	FF	FR-YDS	INT-YDS	QBH	BRUP
2018	3/0	1	0	1	0.0-0	0.0-0	0	0-0	0-0	0	0
2019	12/0	7	10	17	1.0-3	0.5-1	0	0-0	0-0	0	0
2020	9/7	6	18	24	0.5-1	0.5-1	0	0-0	0-0	0	1
2021	13/4	5	17	22	3.5-12	1.5-10	1/0	0-0	0-0	0	0
2022	1/1	0	0	0	0.0-0	0.0-0	0	0-0	0-0	0	0
TOTAL	38/12	19	45	64	5.0-16	2.5-12	1/0	0-0	0-0	0	1

GAME-BY-GAME STATS

	GP/GS	UA	A	TOT	TFL-YDS	SCK-YDS	FF	FR-YDS	INT-YDS	QBH	BRUP
Cincinnati	1/1	0	0	0	0-0	0-0	0	0-0	0-0	0	0
South Carolina											
Missouri State											
Texas A&M											
Alabama											
at Mississippi State											
at BYU											
at Auburn											
Liberty											
LSU											
Ole Miss											
at Missouri											

SEASON HIGHS

Tackles6 vs. Alabama (12/12/20)
Tackles For Loss
Sacks
QB Hurries
Pass Breakups
Forced Fumbles
Fumble Recoveries
Interceptions

CAREER HIGHS

Tackles6 vs. Alabama (12/12/20)
Double Figure Tackle Games
Tackles For Loss0.5 (6x) last vs. Mississippi State (11/6/21)
Sacks1.0 vs. Alabama (11/20/21)
QB Hurries
Pass Breakups1 vs. Rice (9/4/21)
Forced Fumbles1 vs. Rice (9/4/21)
Fumble Recoveries
Interceptions



DREW SANDERS

42

Linebacker | 6-5 | 233 | Junior
Denton, Texas | Ryan HS / Alabama

QUICK HITS

- Totaled five tackles with three solo stops and one sack for a loss of six yards vs. Cincinnati in first start as a Hog.
- Played in 12 games with three starts at Alabama in 2021, totaling 24 tackles, including 2.5 for loss and one sack, to go along with four quarterback hurries and a pair of pass breakups.
- Tallied a career high six tackles at Miami (9/4/21).
- Recorded two stops, including half a tackle for loss, against Georgia (12/4/21) in the SEC Championship.
- Tabbed a composite five-star recruit by 247Sports.
- Rated as the No. 1 player in Texas by 247, the top-ranked athlete nationally and the No. 13 player nationally in the final Top 247.

CAREER STATS

	GP/GS	UA	A	TOT	TFL-YDS	SCK-YDS	FF	FR-YDS	INT-YDS	QBH	BRUP
2020*	12/0	4	5	9	0.0-0	0-0	0	0-0	0-0	0	0
2021*	12/3	12	12	24	0.0-0	1-7	0	0-0	0-0	4	2
2022	1/1	3	2	5	1.0-6	1.0-6	0	0-0	0-0	0	0
TOTAL	25/4	19	19	38	3.5-19	2.0-13	0	0-0	0-0	4	2

*at Alabama

GAME-BY-GAME STATS

	GP/GS	UA	A	TOT	TFL-YDS	SCK-YDS	FF	FR-YDS	INT-YDS	QBH	BRUP
Cincinnati	1/0	3	2	5	1.0-6	1.0-6	0	0-0	0-0	0	0
South Carolina											
Missouri State											
Texas A&M											
Alabama											
at Mississippi State											
at BYU											
at Auburn											
Liberty											
LSU											
Ole Miss											
at Missouri											

SEASON HIGHS

Tackles5 vs. Cincinnati (9/3/22)
Tackles For Loss1.0 vs. Cincinnati (9/3/22)
Double-Digit Tackle Games
Sacks1.0 vs. Cincinnati (9/3/22)
Interceptions
Interception Return Yards
QB Hurries
Pass Breakups
Forced Fumbles
Fumble Recoveries

CAREER HIGHS

Tackles4 vs. Florida (9/18/21)
Tackles For Loss1.0 (3x) last vs. Cincinnati (9/3/22)
Double-Digit Tackle Games
Sacks1.0 (2x) last vs. Cincinnati (9/3/22)
QB Hurries2 vs. Ole Miss (10/2/21)
Interceptions
Interception Return Yards
Pass Breakups2 vs. Mercer (9/11/21)
Forced Fumbles
Fumble Recoveries

GAME 2: SOUTH CAROLINA



ZACH WILLIAMS

56

Defensive Line | 6-4 | 261 | Senior
Little Rock, Ark. | Joe T. Robinson HS

QUICK HITS

- Made a season high five tackles, including 1.5 tackles for loss, in win over UAPB (10/23/21).
- Totaled 17 of his 22 tackles in 2020 over the season's first three weeks.
- Four-star prospect rated the No. 15 weakside defensive end in the country by 247Sports.
- Son of former Arkansas linebacker Rickey Williams (1984-87)

CAREER STATS

	GP/GS	UA	A	TOT	TFL-YDS	SCK-YDS	FF	FR-YDS	INT-YDS	QBH	BRUP
2019	9/0	6	6	12	0.0-0	0.0-0	0	0-0	0-0	0	0
2020	9/4	9	13	22	1.5-9	1.0-8	0	0-0	0-0	1	0
2021	13/0	7	16	23	5.5-18	2.5-13	1	0-0	0-0	1	0
2022	1/1	1	1	2	1.5-8	0.5-6	0	0-0	0-0	0	0
TOTAL	32/5	23	36	59	8.5-35	4.0-27	1	0-0	0-0	2	0

GAME-BY-GAME STATS

	GP/GS	UA	A	TOT	TFL-YDS	SCK-YDS	FF	FR-YDS	INT-YDS	QBH	BRUP
Cincinnati	1/1	1	1	2	1.5-8	0.5-6	0	0-0	0-0	0	0
South Carolina											
Missouri State											
Texas A&M											
Alabama											
at Mississippi State											
at BYU											
at Auburn											
Liberty											
LSU											
Ole Miss											
at Missouri											

SEASON HIGHS

Tackles	2 vs. Cincinnati (9/3/22)
Tackles For Loss	1.5 vs. Cincinnati (9/3/22)
Sacks	0.5 vs. Cincinnati (9/3/22)
Interceptions	
Interception Return Yards	
QB Hurries	
Pass Breakups	
Forced Fumbles	

CAREER HIGHS

Tackles	6 vs. Alabama (12/12/20)
Tackles For Loss	1.5 vs. Cincinnati (9/3/22)
Sacks	1.0 (3x) last at Alabama (11/20/21)
Interceptions	
Interception Return Yards	
QB Hurries	1 (2x) last vs. Georgia Southern (9/18/21)
Pass Breakups	
Forced Fumbles	1 vs. Texas (9/11/21)



JASHAUD STEWART

58

Defensive Line | 6-2 | 251 | Junior
Jonesboro, Ark. | Jonesboro HS

QUICK HITS

- Made a career high two tackles in 2021 season opener vs. Rice.
- Appeared in all 13 games with one start at defensive end in 2021, finishing with seven tackles, including four solo stops.
- Three-star prospect by Rivals, 247Sports and ESPN.

CAREER STATS

	GP/GS	UA	A	TOT	TFL-YDS	SCK-YDS	FF	FR-YDS	INT-YDS	QBH	BRUP
2020	8/0	0	0	0	0.0-0	0-0	0	0	0	0	0
2021	13/1	4	3	7	0.0-0	0-0	0	0	0	1	0
2022	1/1	0	1	1	0.0-0	0-0	0	0	0	0	0
TOTAL	22/2	4	4	8	0.0-0	0-0	0	0	0	1	0

GAME-BY-GAME STATS

	GP/GS	UA	A	TOT	TFL-YDS	SCK-YDS	FF	FR-YDS	INT-YDS	QBH	BRUP
Cincinnati	1/1	0	1	1	0.0-0	0-0	0	0-0	0-0	0	0
South Carolina											
Missouri State											
Texas A&M											
Alabama											
at Mississippi State											
at BYU											
at Auburn											
Liberty											
LSU											
Ole Miss											
at Missouri											

SEASON HIGHS

Tackles	1 vs. Cincinnati (9/3/22)
Tackles For Loss	
Sacks	
Interceptions	
Interception Return Yards	
QB Hurries	
Pass Breakups	
Forced Fumbles	

CAREER HIGHS

Tackles	2 vs. Rice (9/4/21)
Tackles For Loss	
Sacks	
Interceptions	
Interception Return Yards	
QB Hurries	
Pass Breakups	
Forced Fumbles	

GAME 2: SOUTH CAROLINA



WARREN THOMPSON

84

Wide Receiver | 6-3 | 193 | R-Senior
Seffner, Fla. | Florida State

QUICK HITS

- Made a career-long 60 yard touchdown grab against Georgia Southern (9/18/21).
- Transferred from Florida State, coming in initially as a walk-on, but was put on-scholarship in fall 2021. Enrolled at Arkansas in May 2021.
- Finished 2021 season with 19 receptions for 304 yards (16.0 ypc) and two touchdowns.
- Registered at least one catch in 10 games and filed six consecutive games with at least one catch.
- Out of high school, rated a four-star recruit by 247Sports, No. 201 in ESPN300.

CAREER STATS

	RECEIVING					RUSHING						
	GP/GS	REC	YDS	AVG	TD	LNG	ATT	YDS	AVG	TD	LNG	
2018	4/0	0	0	0.0	0	0	0	0	0.0	0	0	0
2019	6/0	6	91	15.2	0	51	0	0	0.0	0	0	0
2020	6/3	5	104	20.8	1	33	0	0	0.0	0	0	0
2021	13/3	19	304	16.0	2	60	0	0	0.0	0	0	0
2022	1/1	2	22	11.0	0	12	0	0	0.0	0	0	0
TOTAL	30/7	32	421	16.3	3	60	0	0	0.0	0	0	0

GAME-BY-GAME STATS

	RECEIVING					RUSHING						
	GP/GS	REC	YDS	AVG	TD	LNG	ATT	YDS	AVG	TD	LNG	
Cincinnati	1/1	2	22	11.0	0	12	-	-	-	-	-	-
South Carolina												
Missouri State												
Texas A&M												
Alabama												
at Mississippi State												
at BYU												
at Auburn												
Liberty												
LSU												
Ole Miss												
at Missouri												

SEASON HIGHS

Receptions 2 vs. Cincinnati (9/3/22)
 Receiving Yards 22 vs. Cincinnati (9/3/22)
 Receiving Touchdowns
 Long Reception 12 vs. Cincinnati (9/3/22)
 Rushes
 Rushing Yards
 Rushing Touchdowns
 Long Rush

CAREER HIGHS

Receptions 4 at Ole Miss (10/9/21)
 Receiving Yards 76 at Ole Miss (10/9/21)
 Receiving Touchdowns 1 (3x) last at Ole Miss (10/9/21)
 Long Reception 60 vs. Georgia Southern (9/18/21)



TERRY HAMPTON

99

Defensive Line | 6-1 | 314 | Senior
El Dorado, Ark. | El Dorado HS / Arkansas State

QUICK HITS

- Played four seasons at Arkansas State before transferring to the Razorbacks ahead of the 2022 campaign.
- Named 2021 Athlon Sports Preseason Fourth-Team All-Sun Belt Conference
- Started and saw action in six games in 2021 before suffering a season-ending injury.
- Finished with a season high four tackles against Tulsa (9/25/21).

CAREER STATS

	GP	UA	A	TOT	TFL-YDS	SCK-YDS	FF	FR-YDS	INT-YDS	QBH	BRUP
2018*	11	2	5	7	0.5-1	0-0	0	0	0	0	0
2019*	8	3	5	8	0.5-3	0.5-3	0	0	0	0	0
2020*	11	20	15	35	6-14	2-9	0	0	0	0	0
2021	6	5	6	11	2.5-5	0-0	0	0	0	0	0
2022	1/0	2	1	3	1.0-1	0-0	0	0	0	0	0
TOTAL	37	32	32	64	3.5-13	2.5-12	0	0	0	0	0

* at Arkansas State

GAME-BY-GAME STATS

	GP/GS	UA	A	TOT	TFL-YDS	SCK-YDS	FF	FR-YDS	INT-YDS	QBH	BRUP
Cincinnati	1/0	2	1	3	1.0-1	0-0	0	0-0	0-0	0	0
South Carolina											
Missouri State											
Texas A&M											
Alabama											
at Mississippi State											
at BYU											
at Auburn											
Liberty											
LSU											
Ole Miss											
at Missouri											

SEASON HIGHS

Tackles 3 vs. Cincinnati (9/3/22)
 Tackles For Loss 1.0 vs. Cincinnati (9/3/22)
 Sacks
 QB Hurries
 Pass Breakups
 Forced Fumbles
 Fumble Recoveries
 Interceptions

CAREER HIGHS

Tackles 4 (5x) last vs. South Alabama (11/28/20)*
 Tackles For Loss 2.0 vs. Coastal Carolina (10/3/20)*
 Sacks 1.0 (2x) last vs. South Alabama (11/28/20)*
 Interceptions
 Interception Return Yards
 QB Hurries
 Pass Breakups
 Forced Fumbles

* at Arkansas State

GAME 1 ||| CINCINNATI

Cincinnati (0-1)..... 24
Arkansas (1-0) 31

September 3, 2022 | Fayetteville, Ark.
Donald W. Reynolds Razorback Stadium | Time: 2:30 p.m. | Attendance: 74,751
TV: ESPN > Dave Flemming (PBP), Rod Gilmore (Analyst) & Tiffany Blackmon (Sideline)

SCORING SUMMARY

	1st	2nd	3rd	4th	Final
Cincinnati	0	0	17	7	24
Arkansas	7	7	10	7	31

QTR. TEAM SCORING PLAY

1st	ARK	Jefferson 15-yd rush (Little kick), 3-29 0:55
2nd	ARK	Knox 5-yd pass from Jefferson (Little Kick, 7-70 0:57)
3rd	CIN	Kiner 5-yd rush (Coe kick), 12-75 4:01
	ARK	Haselwood 19-yd pass from Jefferson (Little kick), 8-75 2:59
	CIN	Mardner 35-yd pass from Bryant (Coe kick), 3-71 1:02
	CIN	Coe 26-yd FG, 4-(-5) 1:54
	ARK	Little 32-yd FG, 11-61 3:16
4th	ARK	Knox 32-yd pass from Jefferson (Little kick), 2:49 0:26
	CIN	Taylor 15-yd pass from Bryant (Coe kick), 9-75 3:37

TEAM STATISTICS

	CINCINNATI	ARKANSAS
FIRST DOWNS.....	24	23
RUSHES-YARDS (NET).....	113	224
PASSING YDS (NET).....	325	223
Passes Att-Comp-Int.....	26-43-1	18-26-0
TOTAL OFFENSE PLAYS-YARDS.....	74-438	71-447
Fumble Returns-Yards.....	0-0	1-2
Punt Returns-Yards.....	2-37	1-3
Kickoff Returns-Yards.....	1-29	1-16
Interception Returns-Yards.....	0-0	1-51
Punts (Number-Avg).....	4-46.2	6-38.5
Fumbles-Lost.....	2-1	3-1
Penalties-Yards.....	10-65	7-63
Possession Time.....	31:24	28:36
Third-Down Conversions.....	8/16	8/16
Fourth-Down Conversions.....	1/1	0/0
Red-Zone Scores-Chances.....	3/4	4/4
Sacks By: Number-Yards.....	2-19	3-28



TE TREY KNOX caught a team-best six passes for 75 yards to go along with a career-high two touchdowns in the season-opening win over No. 23 Cincinnati.

CINCINNATI

RUSHING	Att.	Gain	Lost	Net	TD	Long	Avg.
Corey Kiner	12	60	1	59	1	12	4.9
Charles McClelland	5	46	2	44	0	35	8.8
Evan Prater	1	8	0	8	0	8	8.0
Tre Tucker	1	8	0	8	0	8	8.0
Ryan Montgomery	4	9	2	7	0	5	1.8
Myles Montgomery	3	4	0	4	0	2	1.3
Ben Bryant	5	11	28	-17	0	6	-3.4
Totals:	31	146	33	113	1	35	3.6

PASSING	Comp.	Att.	Int	Yds	TDs	Long	Sack
Ben Bryant	26	43	1	325	2	35	3

RECEIVING	No.	Yds	YAC	TD	Long
Tyler Scott	5	77	18	0	30
Josh Whyte	5	38	18	0	17
Tre Tucker	4	66	45	0	25
Charles McClelland	4	42	25	0	30
Leonard Taylor	3	20	1	1	15
Will Pauling	3	19	11	0	12
Nick Mardner	1	35	0	1	35
Jadon Thompson	1	28	19	0	28
Totals:	26	325	137	2	35

PUNTING	No.	Yds	Avg.	Long	I20	TB
Mason Fletcher	4	185	46.2	54	2	0

FIELD GOALS	Made	Att.	Long	Kicks
Ryan Coe	1	3	26	25x,48x,26

ARKANSAS

RUSHING	Att.	Gain	Lost	Net	TD	Long	Avg.
Raheim Sanders	20	122	5	117	0	37	5.8
K.J. Jefferson	18	87	25	62	1	16	3.4
AJ Green	3	18	0	18	0	6	6.0
Rashod Dubinion	2	16	0	16	0	13	8.0
Malik Hornsby	1	13	0	13	0	13	13.0
Jadon Haselwood	1	0	2	-2	0	0	-2.0
Totals:	45	256	32	224	1	37	5.0

PASSING	Comp.	Att.	Int	Yds	TDs	Long	Sack
K.J. Jefferson	18	26	0	223	3	32	2

RECEIVING	No.	Yds	YAC	TD	Long
Trey Knox	6	75	46	2	32
Matt Landers	3	43	19	0	20
Jadon Haselwood	3	42	26	1	19
Raheim Sanders	3	12	18	0	10
Warren Thompson	2	22	7	0	12
Rashod Dubinion	1	29	33	0	29
Totals:	18	223	149	3	32

PUNTING	No.	Yds	Avg.	Long	I20	TB
Max Fletcher	6	231	38.5	50	1	1

FIELD GOALS	Made	Att.	Long	Kicks
Cam Little	1	1	32	32

TEAM STATISTICS

	ARK	OPP
Scoring	31	24
Points per game	31.0	24.0
Points Off Turnovers	7	3
First Downs	23	24
Rushing	11	7
Passing	11	15
Penalty	1	2
Rushing Yardage	224	113
Yards gained rushing	256	146
Yards lost rushing	32	33
Rushing attempts	45	31
Average per rush	5.0	3.6
Average per game	224.0	113.0
TDs Rushing	1	1
Passing Yardage	223	314
Comp-Att-Int	18-26-0	25-42-1
Average per pass	8.6	7.5
Average per catch	12.4	12.6
Average per game	223.0	314.0
TDs Passing	3	2
Total offense	447	427
Total plays	71	73
Average per play	6.3	5.8
Average per game	447.0	427.0
Kick returns: #-Yards	1-16	1-29
Punt returns: #-Yards	1-3	2-37
Int returns: #-Yards	1-51	0-0
Kick return average	16.0	29.0
Punt return average	3.0	18.5
Int return average	51.0	0.0
Fumbles-Lost	3-1	2-1
Penalties-Yards	7-63	10-65
Average per game	63.0	65.0
Punts-Yards	6-231	4-185
Average per punt	38.5	46.3
Net punt average	29.0	45.5
Kickoffs-Yards	6-390	5-325
Average per kick	65.0	65.0
Net kick average	39.3	43.4
Time of possession / game	28:36	31:24
3rd-down conversion	8/16	8/16
3rd-down pct	50%	50%
4rd-down conversion	0/0	1/1
4rd-down pct	0%	100%
Sacks by-Yards	3-28	2-19
Misc Yards	0	0
Touchdowns scored	4	3
Field goals - attempts	1-1	1-3
On-Side kicks	0-0	0-0
Red-zone scores	(4-4) 100%	(3-4) 75%
Red-zone touchdowns	(3-4) 75%	(2-4) 50%
PAT-attempts	(4-4) 100%	(3-3) 100%
2-point conversion-attempts	(0-0) 0%	(0-0) 0%
Attendance	74751	0
Games / Avg per game	1/74751	0/0
Neutral site games	-	0/0

Score by Periods

Team	1st	2nd	3rd	4th	OT	TOT
Arkansas	7	7	10	7	0	31
Opponents	0	0	17	7	0	24

ARKANSAS GAME-BY-GAME STATISTICS

		Rushing				Receiving				Passing				Kick Returns				Punt Returns				tot		
Date	Opponent	no.	yds	td	lg	no.	yds	td	lg	cmp	att	int	yds	td	lg	no.	yds	td	lg	no.	yds	td	lg	off
09/03/2022	Cincinnati	45	224	1	37	18	223	3	32	18-26-0	223	3	32	1	16	0	16	1	3	0	3			447
Arkansas		45	224	1	37	18	223	3	32	18-26-0	223	3	32	1	16	0	16	1	3	0	3			447
Opponents		31	113	1	35	25	314	2	35	25-42-1	314	2	35	1	29	0	29	2	37	0	30			427

Arkansas Averages

Games	Avg/ rush	Avg/ catch	Pass effic	KR avg	PR avg	All purpose avg/game	Total offense avg/game
1	5.0	12.4	179.4	16.0	3.0	517.0	447.0

Date	Opponent	Tackles				Sacks		Fumble		Pass Defense				blkd	PAT attempts				off	
		ua	a	total	tfl-yds	no-yds	ff	fr-yds	int-yds	qbh	brup	kick	kick	rush	rcv	saf	t/o	pts		
09/03/2022	Cincinnati	36	38	74	8.0-35	3-28	2	1-2	1-51	4	2	0	4-4	0	0	0	7	31		
Arkansas		36	38	74	8.0-35	3-28	2	1-2	1-51	4	2	0	4-4	0	0	0	7	31		
Opponents		43	30	73	9.0-29	2-19	1	1-0	0-0	0	2	0	3-3	0	0	0	3	24		

Date	Opponent	Punting										Field Goals			Kickoffs				
		no.	yds	avg	long	blkd	tb	fc	50+	i20	md-att	long	blkd	no.	yds	avg	tb	ob	
09/03/2022	Cincinnati	6	231	38.5	50	0	1	1	1	1	1-1	32	0	6	390	65.0	5	0	
Arkansas		6	231	38.5	50	0	1	1	1	1	1-1	32	0	6	390	65.0	5	0	
Opponents		4	185	46.3	54	0	0	2	2	2	1-3	26	0	5	325	65.0	4	0	

OPPONENT GAME-BY-GAME STATISTICS

		Rushing				Receiving				Passing				Kick Returns				Punt Returns				tot			
Date	Opponent	no.	yds	td	lg	no.	yds	td	lg	cmp	att	int	yds	td	lg	no.	yds	td	lg	no.	yds	td	lg	off	
09/03/2022	Cincinnati	31	113	1	35	25	314	2	35	25-42-1				314	2	35	1	29	0	29	2	37	0	30	427
Opponents		31	113	1	35	25	314	2	35	25-42-1				314	2	35	1	29	0	29	2	37	0	30	427
Arkansas		45	224	1	37	18	223	3	32	18-26-0				223	3	32	1	16	0	16	1	3	0	3	447

Opponents Averages

Games	Avg/ rush	Avg/ catch	Pass effc	KR avg	PR avg	All purpose avg/game	Total offense avg/game
1	3.6	12.6	133.3	29.0	18.5	493.0	427.0

		Tackles				Sacks	Fumble		Pass Defense				blkd	PAT attempts				off		
Date	Opponent	ua	a	total	tfl-yds	no-yds	ff	fr-yds	int-yds	qbh	brup	kick	kick	rush	rcv	saf	t/o	pts		
09/03/2022	Cincinnati	43	30	73	9.0-29	2-19	1	1-0	0-0	0	2	0	3-3	0	0	0	3	24		
Opponents		43	30	73	9.0-29	2-19	1	1-0	0-0	0	2	0	3-3	0	0	0	3	24		
Arkansas		36	38	74	8.0-35	3-28	2	1-2	1-51	4	2	0	4-4	0	0	0	7	31		

		Punting										Field Goals			Kickoffs				
Date	Opponent	no.	yds	avg	long	blkd	tb	fc	50+	i20	md-att	long	blkd	no.	yds	avg	tb	ob	
09/03/2022	Cincinnati	4	185	46.3	54	0	0	2	2	2	1-3	26	0	5	325	65.0	4	0	
Opponents		4	185	46.3	54	0	0	2	2	2	1-3	26	0	5	325	65.0	4	0	
Arkansas		6	231	38.5	50	0	1	1	1	1	1-1	32	0	6	390	65.0	5	0	

TEAM COMPARISON GAME-BY-GAME STATISTICS

Opponent	Score	First Downs				Rushing Number-Yards	Passing		Total Offense Plays-Yards	Return Yards	Turn- Overs
		Total	Rush	Pass	Pen		Comp-Att.-Int	Yards			
Cincinnati	31-24	23 / 24	11 / 7	11 / 15	1 / 2	45-224 / 31-113	18-26-0 / 25-42-1	223 / 314	71-447 / 73-427	72 / 66	1 / 2
Totals	31-24	23 / 24	11 / 7	11 / 15	1 / 2	45-224 / 31-113	18-26-0 / 25-42-1	223 / 314	71-447 / 73-427	72 / 66	1 / 2

Opponents	3rd Down Conversion	4th Down Conversion	Time of Possession	TOP Margin	Avg Yds/Rush	Avg Yds/Pass	Avg Yds/Play	Punting Number-Avg	Penalties Number-Yards	Sacks
Cincinnati	8-16 / 8-16	0-0 / 1-1	28:36 / 31:24	-02:48	5.0 / 3.6	8.6 / 7.5	6.3 / 5.8	6-38.5 / 4-46.3	7-63.0 / 10-65.0	3 / 2
Totals	8-16 / 8-16	0-0 / 1-1	28:36 / 31:24	-02:48	5.0 / 3.6	8.6 / 7.5	6.3 / 5.8	6-38.5 / 4-46.3	7-63.0 / 10-65.0	3 / 2

Note: Game totals are displayed in the format TEAM/OPPONENT for each category

ARKANSAS INDIVIDUAL STATISTICS

Rushing

Player	gp	att	gain	loss	net	avg	td	lg	avg/g
Raheim Sanders	1	20	122	5	117	5.9	0	37	117.0
K.J. Jefferson	1	18	87	25	62	3.4	1	16	62.0
AJ Green	1	3	18	0	18	6.0	0	6	18.0
Rashod Dubinion	1	2	16	0	16	8.0	0	13	16.0
Jadon Haselwood	1	1	0	2	-2	-2.0	0	0	-2.0
Malik Hornsby	1	1	13	0	13	13.0	0	13	13.0
Total	1	45	256	32	224	5.0	1	37	224.0
Opponents	1	31	146	33	113	3.6	1	35	113.0

Passing

Player	gp	effic	comp-att-int	pct	yds	td	lg	avg/g
K.J. Jefferson	1	179.4	18-26-0	69.2	223	3	32	223.0
Total	1	179.4	18-26-0	69.2	223	3	32	223.0
Opponents	1	133.3	25-42-1	59.5	314	2	35	314.0

Receiving

Player	gp	no.	yds	avg	td	lg	avg/g
Trey Knox	1	6	75	12.5	2	32	75.0
Matt Landers	1	3	43	14.3	0	20	43.0
Jadon Haselwood	1	3	42	14.0	1	19	42.0
Raheim Sanders	1	3	12	4.0	0	10	12.0
Warren Thompson	1	2	22	11.0	0	12	22.0
Rashod Dubinion	1	1	29	29.0	0	29	29.0
Total	1	18	223	12.4	3	32	223.0
Opponents	1	25	314	12.6	2	35	314.0

ARKANSAS INDIVIDUAL STATISTICS

Scoring

Player	td	fg	PAT				dxd	saf	pts
			kick	rush	rcv	pass			
Trey Knox	2	-	-	-	-	-	-	-	12
Cam Little	-	1-1	4-4	-	-	-	-	-	7
K.J. Jefferson	1	-	-	-	-	-	-	-	6
Jadon Haselwood	1	-	-	-	-	-	-	-	6
Total	4	1-1	4-4	0	0	0	0	0	31
Opponents	3	1-3	3-3	0	0	0	0	0	24

Field Goals

Player	fg	pct.	01-19	20-29	30-39	40-49	50-99	lg	blk
Cam Little	1-1	100.0	0-0	0-0	1-1	0-0	0-0	32	0
Opponents	1-3	33.3	0-0	1-2	0-0	0-1	0-0	26	0

FG Sequence

Team Name	Arkansas	Opponents
-----------	----------	-----------

Numbers in (parentheses) indicate field goal was made

Total Offense

Player	g	plays	rush	pass	total	avg/g
K.J. Jefferson	1	44	62	223	285	285.0
Raheim Sanders	1	20	117	0	117	117.0
AJ Green	1	3	18	0	18	18.0
Rashod Dubinion	1	2	16	0	16	16.0
Malik Hornsby	1	1	13	0	13	13.0
Jadon Haselwood	1	1	-2	0	-2	-2.0
Total	1	71	224	223	447	447.0
Opponents	1	73	113	314	427	427.0

Punting

Player	no.	yds	avg	lg	tb	fc	i20	50+	blk
Max Fletcher	6	231	38.5	50	1	1	1	1	0
Total	6	231	38.5	50	1	1	1	1	0
Opponents	4	185	46.3	54	0	2	2	2	0

Kickoffs

Player	no.	yds	avg	tb	ob	retn	net	ydln
Jake Bates	6	390	65.0	5	0			
Total	6	390	65.0	5	0	1	39.3	25
Opponents	5	325	65.0	4	0	1	43.4	21

GAME-BY-GAME OFFENSIVE LINE SNAPS

Player	Total	CIN	SC	MSU	A&M	ALA	MSU	BYU	AUB	LIB	LSU	OM	MIZ
Luke Jones	73	73											
Brady Latham	73	73											
Ricky Stromberg	73	73											
Beaux Limmer	73	73											
Dalton Wagner	73	73											

ARKANSAS INDIVIDUAL STATISTICS

All Purpose

Player	g	rush	rcv	pr	kr	ir	total	avg/g
Raheim Sanders	1	117	12	0	0	0	129	129.0
Trey Knox	1	0	75	0	0	0	75	75.0
K.J. Jefferson	1	62	0	0	0	0	62	62.0
Dwight McGlothern	1	0	0	0	0	51	51	51.0
Rashod Dubinion	1	16	29	0	0	0	45	45.0
Matt Landers	1	0	43	0	0	0	43	43.0
Jadon Haselwood	1	-2	42	0	0	0	40	40.0
AJ Green	1	18	0	0	16	0	34	34.0
Warren Thompson	1	0	22	0	0	0	22	22.0
Malik Hornsby	1	13	0	0	0	0	13	13.0
Bryce Stephens	1	0	0	3	0	0	3	3.0
Total	1	224	223	3	16	51	517	517.0
Opponents	1	113	314	37	29	0	493	493.0

Punt Returns

Player	no.	yds	avg	td	lg
Bryce Stephens	1	3	3.0	0	3
Total	1	3	3.0	0	3
Opponents	2	37	18.5	0	30

Interceptions

Player	no.	yds	avg	td	lg
Dwight McGlothern	1	51	51.0	0	51
Total	1	51	51.0	0	51
Opponents	0	0	0.0	0	0

Kick Returns

Player	no.	yds	avg	td	lg
AJ Green	1	16	16.0	0	16
Total	1	16	16.0	0	16
Opponents	1	29	29.0	0	29

Fumble Returns

Player	no.	yds	avg	td	lg
Jordan Domineck	1	2	2.0	0	2
Total	1	2	2.0	0	2
Opponents	1	0	0.0	0	0

ARKANSAS DEFENSIVE STATISTICS

##	Player	gp	Tackles				Sacks	Pass defense			Fumbles		blkd	
			ua	a	tot	tfl/yds		int-yds	brup	qbh	fr-yds	ff	kick	saf
10	Bumper Pool	1	4	9	13	1-2
1	Jalen Catalon	1	5	3	8	1
15	Simeon Blair	1	3	4	7	1-1
40	Landon Jackson	1	2	3	5	0.5-6	0.5-6	.	.	1
42	Drew Sanders	1	3	2	5	1-6	1-6
7	Latavious Brini	1	2	3	5
27	Chris Paul Jr.	1	1	4	5
3	Dwight McGlothorn	1	3	1	4	.	.	1-51	1
99	Terry Hampton	1	2	1	3	1-1
2	Myles Slusher	1	3	.	3	1-1
17	Hudson Clark	1	2	1	3	.	.	.	1	.	.	1	.	.
8	Jayden Johnson	1	1	1	2
5	Cameron Ball	1	1	1	2
14	Jordan Domineck	1	1	1	2	1-10	1-10	.	.	.	1-2	1	.	.
56	Zach Williams	1	1	1	2	1.5-8	0.5-6
58	Jashaud Stewart	1	.	1	1
48	Eli Stein	1	1	.	1
11	LaDarrius Bishop	1	1	.	1
37	Eric Thomas Jr.	1	.	1	1
45	Jackson Woodard	1	.	1	1
50	Eric Gregory	1	2
Totals		1	36	38	74	8-35	3-28	1-51	2	4	1-2	2	0	0
Opponents		1	43	30	73	9-29	2-19	0-0	2	0	1-0	1	0	0

GAME 2: SOUTH CAROLINA

ARKANSAS INDIVIDUAL GAME HIGHS

RUSHES	20	Raheim Sanders vs Cincinnati (09/03/2022)
YARDS RUSHING	117	Raheim Sanders vs Cincinnati (09/03/2022)
TD RUSHES	1	K.J. Jefferson vs Cincinnati (09/03/2022)
LONG RUSH	37	Raheim Sanders vs Cincinnati (09/03/2022)
PASS ATTEMPTS	26	K.J. Jefferson vs Cincinnati (09/03/2022)
PASS COMPLETIONS	18	K.J. Jefferson vs Cincinnati (09/03/2022)
YARDS PASSING	223	K.J. Jefferson vs Cincinnati (09/03/2022)
TD PASSES	3	K.J. Jefferson vs Cincinnati (09/03/2022)
LONG PASS	32	K.J. Jefferson vs Cincinnati (09/03/2022)
RECEPTIONS	6	Trey Knox vs Cincinnati (09/03/2022)
YARDS RECEIVING	75	Trey Knox vs Cincinnati (09/03/2022)
TD RECEPTIONS	2	Trey Knox vs Cincinnati (09/03/2022)
LONG RECEPTION	32	Trey Knox vs Cincinnati (09/03/2022)
PUNTS	6	Max Fletcher vs Cincinnati (09/03/2022)
PUNTING AVG	38.5	Max Fletcher vs Cincinnati (09/03/2022)
LONG PUNT	50	Max Fletcher vs Cincinnati (09/03/2022)
PUNTS INSIDE 20	1	Max Fletcher vs Cincinnati (09/03/2022)
LONG PUNT RETURN	3	Bryce Stephens vs Cincinnati (09/03/2022)
LONG KICKOFF RETURN	16	AJ Green vs Cincinnati (09/03/2022)
TACKLES	13	Bumper Pool vs Cincinnati (09/03/2022)
SACKS	1	Jordan Domineck vs Cincinnati (09/03/2022)
	1	Drew Sanders vs Cincinnati (09/03/2022)
TACKLES FOR LOSS	1.5	Zach Williams vs Cincinnati (09/03/2022)

ARKANSAS TEAM GAME HIGHS

RUSHES	45	Cincinnati (09/03/2022)
YARDS RUSHING	224	Cincinnati (09/03/2022)
YARDS PER RUSH	5.0	Cincinnati (09/03/2022)
TD RUSHES	1	Cincinnati (09/03/2022)
PASS ATTEMPTS	26	Cincinnati (09/03/2022)
PASS COMPLETIONS	18	Cincinnati (09/03/2022)
YARDS PASSING	223	Cincinnati (09/03/2022)
YARDS PER PASS	8.6	Cincinnati (09/03/2022)
TD PASSES	3	Cincinnati (09/03/2022)
TOTAL PLAYS	71	Cincinnati (09/03/2022)
TOTAL OFFENSE	447	Cincinnati (09/03/2022)
YARDS PER PLAY	6.3	Cincinnati (09/03/2022)
POINTS	31	Cincinnati (09/03/2022)
SACKS BY	3	Cincinnati (09/03/2022)
FIRST DOWNS	23	Cincinnati (09/03/2022)
PENALTIES	7	Cincinnati (09/03/2022)
PENALTY YARDS	63	Cincinnati (09/03/2022)
TURNOVERS	1	Cincinnati (09/03/2022)
PUNTS	6	Cincinnati (09/03/2022)
PUNTING AVG	38.5	Cincinnati (09/03/2022)
LONG PUNT	50	Cincinnati (09/03/2022)
PUNTS INSIDE 20	1	Cincinnati (09/03/2022)
LONG PUNT RETURN	3	Cincinnati (09/03/2022)

GAME 2: SOUTH CAROLINA

OPPONENT INDIVIDUAL GAME HIGHS

RUSHES	12	Corey Kiner vs Cincinnati (09/03/2022)
YARDS RUSHING	59	Corey Kiner vs Cincinnati (09/03/2022)
TD RUSHES	1	Corey Kiner vs Cincinnati (09/03/2022)
LONG RUSH	35	Charles McClelland vs Cincinnati (09/03/2022)
PASS ATTEMPTS	42	Ben Bryant vs Cincinnati (09/03/2022)
PASS COMPLETIONS	25	Ben Bryant vs Cincinnati (09/03/2022)
YARDS PASSING	314	Ben Bryant vs Cincinnati (09/03/2022)
TD PASSES	2	Ben Bryant vs Cincinnati (09/03/2022)
LONG PASS	35	Ben Bryant vs Cincinnati (09/03/2022)
RECEPTIONS	5	Josh Whyte vs Cincinnati (09/03/2022)
	5	Tyler Scott vs Cincinnati (09/03/2022)
YARDS RECEIVING	77	Tyler Scott vs Cincinnati (09/03/2022)
TD RECEPTIONS	1	Nick Mardner vs Cincinnati (09/03/2022)
	1	Leonard Taylor vs Cincinnati (09/03/2022)
LONG RECEPTION	35	Nick Mardner vs Cincinnati (09/03/2022)
FIELD GOALS	1	Ryan Coe vs Cincinnati (09/03/2022)
LONG FIELD GOALS	26	Ryan Coe vs Cincinnati (09/03/2022)
PUNTS	4	Mason Fletcher vs Cincinnati (09/03/2022)
PUNTING AVG	46.3	Mason Fletcher vs Cincinnati (09/03/2022)
LONG PUNT	54	Mason Fletcher vs Cincinnati (09/03/2022)
PUNTS INSIDE 20	2	Mason Fletcher vs Cincinnati (09/03/2022)
LONG PUNT RETURN	30	Tre Tucker vs Cincinnati (09/03/2022)
LONG KICKOFF RETURN	29	Tre Tucker vs Cincinnati (09/03/2022)
TACKLES	12	Ivan Pace Jr. vs Cincinnati (09/03/2022)
SACKS	1	Jaquan Sheppard vs Cincinnati (09/03/2022)
	1	Ivan Pace Jr. vs Cincinnati (09/03/2022)
TACKLES FOR LOSS	3.5	Ivan Pace Jr. vs Cincinnati (09/03/2022)

OPPONENT TEAM GAME HIGHS

RUSHES	31	Cincinnati (09/03/2022)
YARDS RUSHING	113	Cincinnati (09/03/2022)
YARDS PER RUSH	3.6	Cincinnati (09/03/2022)
TD RUSHES	1	Cincinnati (09/03/2022)
PASS ATTEMPTS	42	Cincinnati (09/03/2022)
PASS COMPLETIONS	25	Cincinnati (09/03/2022)
YARDS PASSING	314	Cincinnati (09/03/2022)
YARDS PER PASS	7.5	Cincinnati (09/03/2022)
TD PASSES	2	Cincinnati (09/03/2022)
TOTAL PLAYS	73	Cincinnati (09/03/2022)
TOTAL OFFENSE	427	Cincinnati (09/03/2022)
YARDS PER PLAY	5.8	Cincinnati (09/03/2022)
POINTS	24	Cincinnati (09/03/2022)
SACKS BY	2	Cincinnati (09/03/2022)
FIRST DOWNS	24	Cincinnati (09/03/2022)
PENALTIES	10	Cincinnati (09/03/2022)
PENALTY YARDS	65	Cincinnati (09/03/2022)
TURNOVERS	2	Cincinnati (09/03/2022)
PUNTS	4	Cincinnati (09/03/2022)
PUNTING AVG	46.3	Cincinnati (09/03/2022)
LONG PUNT	54	Cincinnati (09/03/2022)
PUNTS INSIDE 20	2	Cincinnati (09/03/2022)
LONG PUNT RETURN	30	Cincinnati (09/03/2022)

ARKANSAS 3RD-DOWN CONVERSIONS

Date	Opponent		Score	Overall		1st Qtr		2nd Qtr		3rd Qtr		4th Qtr		Overtime	
09/03/2022	Cincinnati	W	31-24	8-16	50.0	0-2	0.0	4-7	57.1	2-3	66.7	2-4	50.0	0-0	0.0
Arkansas				8-16	50.0	0-2	0.0	4-7	57.1	2-3	66.7	2-4	50.0	0-0	0.0
Opponents				8-16	50.0	3-5	60.0	0-4	0.0	3-4	75.0	2-3	66.7	0-0	0.0

ARKANSAS 4TH-DOWN CONVERSIONS

Date	Opponent		Score	Overall		1st Qtr		2nd Qtr		3rd Qtr		4th Qtr		Overtime	
09/03/2022	Cincinnati	W	31-24	0-0	0.0	0-0	0.0	0-0	0.0	0-0	0.0	0-0	0.0	0-0	0.0
Arkansas				0-0	0.0	0-0	0.0	0-0	0.0	0-0	0.0	0-0	0.0	0-0	0.0
Opponents				1-1	100.0	0-0	0.0	1-1	100.0	0-0	0.0	0-0	0.0	0-0	0.0

ARKANSAS TIME OF POSSESSION

Date	Opponent		Score	Overall	1st Qtr	2nd Qtr	3rd Qtr	4th Qtr	Overtime
09/03/2022	Cincinnati	W	31-24	28:36	04:19	08:36	06:27	09:14	00:00
Arkansas				Total	04:19	08:36	06:27	09:14	00:00
				Avg.	04:19	08:36	06:27	09:14	00:00
Opponents				Total	10:28	06:37	07:05	07:14	00:00
				Avg.	10:28	06:37	07:05	07:14	00:00

ARKANSAS PASSING GAME-BY-GAME STATISTICS

#1 K.J. Jefferson	Comp	Att	Int	Pct	Yards	TD	Long	Sacked	Effic.
Cincinnati	18	26	0	69.2	223	3	32	2-19	179.4
Totals	18	26	0	69.2	223	3	32	2-19	179.4

ARKANSAS RUSHING/RECEIVING GAME-BY-GAME STATISTICS

Rushing

Player	No-Yds/TD	UC
Raheim Sanders	20-117/0	20-117/0
K.J. Jefferson	18-62/1	18-62/1
AJ Green	3-18/0	3-18/0
Rashod Dubinion	2-16/0	2-16/0
Malik Hornsby	1-13/0	1-13/0
Jadon Haselwood	1--2/0	1--2/0

Receiving

Player	No-Yds/TD	UC
Trey Knox	6-75/2	6-75/2
Matt Landers	3-43/0	3-43/0
Jadon Haselwood	3-42/1	3-42/1
Raheim Sanders	3-12/0	3-12/0
Warren Thompson	2-22/0	2-22/0
Rashod Dubinion	1-29/0	1-29/0

ARKANSAS RETURNS GAME-BY-GAME STATISTICS

Punt Returns

Player	No-Yds	UC
Bryce Stephens	1-3	1-3

Kick Returns

Player	No-Yds	UC
AJ Green	1-16	1-16

Interceptions Returns

Player	No-Yds	UC
Dwight McGlothern	1-51	1-51

Fumble Returns

Player	No-Yds	UC
Jordan Domineck	1-2	1-2

ARKANSAS TACKLES FOR LOSS GAME-BY-GAME STATISTICS

Player	UA-A	Total	UC
Zach Williams	1-1	1.5	1.5-8
Myles Slusher	1-0	1.0	1.0-1
Bumper Pool	1-0	1.0	1.0-2
Jordan Domineck	1-0	1.0	1.0-10
Simeon Blair	1-0	1.0	1.0-1
Drew Sanders	1-0	1.0	1.0-6
Terry Hampton	1-0	1.0	1.0-1
Landon Jackson	0-1	0.5	0.5-6

ARKANSAS SACKS GAME-BY-GAME STATISTICS

Player	UA-A	Total	UC
Jordan Domineck	1-0	1	1-10
Drew Sanders	1-0	1	1-6
Landon Jackson	0-1	0.5	0.5-6
Zach Williams	0-1	0.5	0.5-6

ARKANSAS TOTAL TACKLES GAME-BY-GAME STATISTICS

Player	S-A	Total	UC
Bumper Pool	4-9	13	4-9
Jalen Catalon	5-3	8	5-3
Simeon Blair	3-4	7	3-4
Drew Sanders	3-2	5	3-2
Latavious Brini	2-3	5	2-3
Landon Jackson	2-3	5	2-3
Chris Paul Jr.	1-4	5	1-4
Dwight McGlothorn	3-1	4	3-1
Myles Slusher	3-0	3	3-0
Hudson Clark	2-1	3	2-1
Terry Hampton	2-1	3	2-1
Jordan Domineck	1-1	2	1-1
Jayden Johnson	1-1	2	1-1
Cameron Ball	1-1	2	1-1
Zach Williams	1-1	2	1-1
LaDarrius Bishop	1-0	1	1-0
Eli Stein	1-0	1	1-0
Eric Thomas Jr.	0-1	1	0-1
Jackson Woodard	0-1	1	0-1
Jashaud Stewart	0-1	1	0-1

ARKANSAS FUMBLES GAME-BY-GAME STATISTICS

Fumbles

Player	No-Lost	UC
K.J. Jefferson	2-1	2-1
Jadon Haselwood	1-0	1-0

Fumbles Forced

Player	Number	UC
Jordan Domineck	1	1
Hudson Clark	1	1

Fumbles Recovered

Player	Number	UC
Jordan Domineck	1	1

WEEKLY MEDIA SCHEDULE: SOUTH CAROLINA

4 SUN	5 MON	6 TUES	7 WED	8 THURS	9 FRI	10 SAT
No media availability	Noon Presser: Coach Pittman 4:45 p.m. Practice Viewing	4 p.m. Practice Viewing 6 p.m. Zoom: Student-Athletes	10:40 a.m. SEC Teleconference 2 p.m. Zoom: Coach Pittman	No media availability	No media availability	Gameday South Carolina Kickoff - 11 a.m. TV - ESPN Postgame Presser Coach Pittman & Student-Athletes

ARKANSAS COMMUNICATIONS



KYLE PARKINSON

Associate AD/Communications

Cell(479) 387-4753

Email.....kparkin@uark.edu

Twitter.....@TheOtherKP



OLIVER GRIGG

Assistant Director/Communications

Cell(479) 502-6577

Email.....ogrigg@uark.edu

Twitter.....@Oliver_Grigg



GRACE TAFOLLA

Assistant Director/Communications

Cell(479) 684-9591

Email.....gtafolla@uark.edu

Twitter.....@GraceTafolla

Office: (479) 575-2751

Fax: (479) 575-7481

Fayetteville Press Box: (479) 575-6622

Little Rock Press Box: (501) 663-0514

GAME CREDENTIAL REQUESTS

All requests for media and/or photo credentials must be made online at SportsSystems.com/Arkansas. Requests should be made at least 10 days in advance. Credentials must be requested and will be granted on a game-by-game basis only. No multi-game or full season credentials will be issued.

Credentials will not be mailed. They may be picked up beginning three hours prior to kickoff at the media will call station at the base of the elevator at both Donald W. Reynolds Razorback Stadium in Fayetteville and War Memorial Stadium in Little Rock. Photo identification is required when picking up credentials.

ARKANSAS FTP SITE

An FTP site is available for members of the media. For more information concerning the FTP site, contact Michelle Glover (mglover@uark.edu).

COLLEGEPRESSBOX.COM

CollegePressBox.com is the official media website for SEC football. Access and download weekly game notes, quotes, statistics, media guides, headshots, logos, flip cards and more for each of the SEC's members. Login information will be distributed to accredited media or you can apply for a password by sending an email to password@collegepressbox.com.

SEC WEEKLY TELECONFERENCE

In conjunction with the Southeastern Conference, head coach Sam Pittman will participate each week in the league's teleconference of football coaches. The teleconferences will be conducted every Wednesday from Aug. 31 to Nov. 16 from 10 a.m. CT to 12:30 p.m. CT. Accredited media members only may access the broadcast-quality teleconference. Callers may participate in the question-and-answer session with an individual coach or all SEC coaches. For more information and the teleconference number, contact the SEC Media Relations Office at (205) 458-3000.

10:00 a.m.	Brian Kelly, LSU
10:10 a.m.	Kirby Smart, Georgia
10:20 a.m.	Billy Napier, Florida
10:30 a.m.	OPEN
10:40 a.m.	Sam Pittman, Arkansas
10:50 a.m.	Josh Heupel, Tennessee
11:00 a.m.	Nick Saban, Alabama
11:10 a.m.	Shane Beamer, South Carolina
11:20 a.m.	Elijah Drinkwitz, Missouri
11:30 a.m.	Jimbo Fisher, Texas A&M
11:40 a.m.	Mark Stoops, Kentucky
11:50 a.m.	Mike Leach, Mississippi State
12:00 p.m.	Lane Kiffin, Ole Miss
12:10 p.m.	Bryan Harsin, Auburn
12:20 p.m.	Clark Lea, Vanderbilt

SAM PITTMAN LIVE

"Sam Pittman Live," Coach Pittman's weekly radio show presented by Lindsey and Westrock Coffee Company airs on Wednesday nights starting at 7 p.m. For the 14th straight year, the one-hour radio show will be broadcast live from the Catfish Hole. The show will be carried throughout the state of Arkansas on the Razorback Sports Network and locally in Fayetteville on 105.3 FM, 99.5, 92.1 FM and 1290 AM.

RAZORBACK FOOTBALL WITH SAM PITTMAN

"Razorback Football with Sam Pittman" is the official television coach's show of Razorback football. The one-hour show will air statewide and throughout the region on numerous television affiliates. A total of 12 shows will air throughout the season on the following stations: KATV (Sunday's at 10:30 p.m.), KFSM (Sunday at 10:30 p.m.) and KNXW (Sunday at 9:30 p.m.). The show will also be available regionally on Cox Sports Television on Wednesdays at 6 p.m. and Fox Sports Southwest on Tuesdays at 4 p.m.

RADIO AFFILIATES

Batesville.....	KWOZ-FM	103.3
Camden.....	KCXY-FM	95.3
Camden.....	KAMD-FM	97.1
Crossett.....	KAGH-FM.....	104.9
Crossett.....	KAGH-AM	800
DeQueen.....	KDQN-FM	92.1
DeWitt.....	KDEW-FM	97.3
El Dorado.....	KMRX-FM	96.1
Fayetteville.....	KOSM-FM	92.1
Fayetteville.....	KAKS-FM.....	99.5
Fayetteville.....	K237GR.....	95.3
Forrest City.....	KBFC-FM.....	93.5
Fort Smith.....	KERX-FM	95.3
Glenwood.....	KHGZ-FM.....	98.9
Glenwood.....	KHGZ-AM	670
Hot Springs/Mena.....	KTTG-FM	96.3
Jonesboro.....	KEGI-FM	100.5
Joplin, Mo.	KHST-FM	101.7
Little Rock.....	KABZ-FM	103.7
Magnolia.....	KZHE-FM	100.5
Marshall.....	KBCN-FM.....	104.3
Mena.....	KENA-FM.....	104.1
Monett, Mo.	KKBL-FM	95.9
Monticello.....	KGPO-FM.....	99.9
Morrilton.....	KCON-FM.....	99.3
Mountain Home.....	KOMT-FM	93.5
Ozark.....	KDYN-FM.....	96.7
Ozark.....	KDYN-AM	1540
Searcy.....	KRZS-FM	99.1
Texarkana.....	KKTK-AM.....	1400
Tulsa, Okla.	KYAL-FM	99.9
Tulsa, Okla.	KYAL-AM.....	1550
Wynne.....	KWYN-FM.....	92.5