



Saturday, September 17, 2022 • 6 p.m. • ESPN+/SEC Network+ • Donald W. Reynolds Razorback Stadium (76,000) • Fayetteville, Ark.

## ESPN+/SEC NETWORK+

Jay Alter, Play-By-Play  
Brian Kinchen, Analyst  
Tera Talmadge, Reporter

## RAZORBACK/LEARFIELD RADIO NETWORK

Chuck Barrett, Play-By-Play  
Quinn Grove, Analyst  
Geno Bell, Reporter

## SIRIUS XM RADIO

Sirius XM Channel 109/205  
Internet Channel 968

## COACHING STAFF

### ON THE FIELD (Year at Arkansas)

Sam Pittman - Head Coach (3rd)  
Scott Fountain - Asst. HC/Special Teams Coordinator (3rd)  
Kendal Briles - Offensive Coordinator/Quarterbacks (3rd)  
Deke Adams - Defensive Line (1st)  
Dominique Bowman - Cornerbacks (1st)  
Kenny Guiton - Wide Receivers (2nd)  
Cody Kennedy - Offensive Line (2nd)  
Michael Scherer - Linebackers (2nd)  
Jimmy Smith - Running Backs (3rd)

### IN THE BOOTH

Barry Odom - Assoc. HC/Def. Coordinator/Safeties (3rd)  
Dowell Loggains - Tight Ends (2nd)

## FOUR DOWNS

1  
»»»»»»»

The Razorbacks' rushing attack ranks first in the SEC and eighth nationally, averaging 259.5 yards on the ground through two games this season.

28  
»»»»»»»

Arkansas has picked off 28 passes since the start of the 2020 season, the most interceptions among SEC teams in that span. Alabama has the second-most interceptions in that span with 27.

100  
»»»»»»»

RB Raheim Sanders has run for 100+ yards in back-to-back games to begin the year. He has recorded multiple rushing touchdowns in three of his last four games dating back to last season.

340  
»»»»»»»

LB Bumper Pool has totaled the second-most tackles (340) among all FBS defenders since 2019, second to only Troy LB Carlton Martial (382).



## MISSOURI STATE VS. ARKANSAS



**MISSOURI STATE BEARS** (2-0, 0-0 MVFC)  
**STATS Perform FCS/FCS Coaches Poll:** 5/6  
**Head Coach:** Bobby Petrino (Carroll [Mont.], '83)  
**Career Record:** 134-65 (17th season)  
**Record at Missouri State:** 15-9 (3rd season)

**ARKANSAS RAZORBACKS** (2-0, 1-0 SEC)  
**AP/Coaches Poll:** 10/11  
**Head Coach:** Sam Pittman (Pittsburg State [Kan.], '86)  
**Career Record:** 14-11 (3rd season)  
**Record at Arkansas:** Same

## THE RUNDOWN

• No. 10 Arkansas hosts FCS opponent Missouri State, led by former Razorback head coach Bobby Petrino (2008-11), under the lights on Saturday, Sept. 17, inside Donald W. Reynolds Razorback Stadium. Kickoff between the Hogs and Bears is set for 6 p.m. on ESPN+ and SEC Network+.

• For the first time in more than a decade, the Hogs will suit up as a top-10 team in Fayetteville. Arkansas last played a game inside Razorback Stadium as a top-10 program in the 2012 season opener against FCS foe Jacksonville State.

• Under head coach Sam Pittman, the Razorbacks are a perfect 6-0 against non-conference opponents. With a win against Missouri State, Pittman would become the first Arkansas head coach since Lou Holtz (1977-78) to win his first seven games against non-conference foes.

• QB KJ Jefferson continues to display why he is one of the most dynamic quarterbacks in college football. Jefferson has completed 36-of-47 passes (76.6%) for 385 yards and four touchdowns while rushing for 129 yards and two scores through the first two games of the season. He ranks third in the SEC and ninth nationally in completion percentage and boasts the league's third-best passing efficiency (173.5).

• RB Raheim 'Rocket' Sanders is the Razorbacks' leading ball carrier through two games, totalling 273 rushing yards on 44 carries (6.2 avg) with a pair of touchdowns. Sanders, who posted his second consecutive 100-yard rushing effort in the win over South Carolina, leads the SEC and ranks sixth nationally in rushing yards this season. He ranks fourth in the nation in rushing yards per game (136.5).

• WR Jadon Haselwood paces Arkansas' receiving corps through the first two games of the season with eight catches for 72 yards (9.0 avg) and a touchdown. Haselwood, a transfer from Oklahoma, caught a team-leading five passes for 30 yards against South Carolina in Saturday's win to help the Razorbacks start 1-0 in SEC play in back-to-back seasons for the first time since 2003-04.

• LB Bumper Pool leads the Hogs in tackles this season with 20 total stops, including 2.0 tackles for loss and a sack. Pool, who was Arkansas' leading tackler in 2021, has posted two consecutive seasons with 100+ total tackles and boasts the second-most stops (340) among all FBS defenders since 2019. He has racked up 369 tackles in 46 career games, which is good for sixth-most all-time at Arkansas.




KJ JEFFERSON

### PASSING

36/47 (76.6%)

385 YDS

4 TD/0 INT



RAHEIM SANDERS

### RUSHING

44 ATT

273 YDS

2 TD




JADON HASELWOOD

### RECEIVING

8 REC

72 YDS

1 TD



BUMPER POOL

### TACKLES

20 TOTAL

2.0 TFL

1.0 SACK



# GAME 3: MISSOURI STATE

## THE GAME: ARKANSAS vs. MISSOURI STATE

### INSIDE THE SERIES

All-Time Record: Arkansas leads, 7-0

In Fayetteville: Arkansas leads, 5-0

In Springfield: N/A

In Little Rock: Arkansas leads, 2-0

Most points scored by Arkansas: 100 (1911)

Most points scored by Missouri State: 17 (2005)

Largest margin of victory by Arkansas: 100 (1911)

Largest margin of victory by Missouri State: N/A

### SERIES HISTORY

Date	UA/Opp Rank	Site	Result
Sept. 30, 1911		Fayetteville, Ark.	W, 100-0
Nov. 2, 1918		Fayetteville, Ark.	W, 12-6
Oct. 4, 1924		Fayetteville, Ark.	W, 47-0
Sept. 2, 2000		Little Rock, Ark.	W, 38-0
Sept. 3, 2005		Fayetteville, Ark.	W, 49-17
Sept. 5, 2009		Little Rock, Ark.	W, 48-10
Sept. 3, 2011		Fayetteville, Ark.	W, 51-7

### 100-YARD RUSHING GAMES (3)

Player	Date	Rushes	Yards	TDs
Felix Jones	9/3/05	8	137	1
Peyton Hillis	9/3/05	14	135	3
De'Arrius Howard	9/3/05	12	120	0

### 300-YARD PASSING GAMES (1)

Player	Date	C-A	Yards	TDs
Ryan Mallett	9/5/09	17-22	309	1

### 100-YARD RECEIVING GAMES (2)

Player	Date	Rec.	Yards	TDs
Jarius Wright	9/3/11	6	108	2
Jarius Wright	9/5/09	6	139	0

### TOTALS

100-Yard Rushing Games (Players): 3 (3)

300-Yard Passing Games (Players): 1 (1)

100-Yard Receiving Games (Players): 2 (1)

## STATISTICAL BREAKDOWN: ARKANSAS vs. MISSOURI STATE

Arkansas	Rank: SEC (FBS)	Category	Missouri State	Rank: MVFC (FCS)
37.5	7 (45)	Scoring Offense	31.0	3 (33)
27.0	11 (81)	Scoring Defense	22.0	4 (33)
452.0	6 (50)	Total Offense	396.0	3 (35)
427.0	13 (103)	Total Defense	385.0	7 (54)
259.5	1 (8)	Rushing Offense	114.5	6 (74)
76.5	2 (20)	Rushing Defense	126.5	6 (33)
192.5	11 (102)	Passing Offense	281.5	2 (17)
350.5	14 (129)	Passing Defense	258.5	8 (79)
25.0	6 (24)	Kickoff Return Avg.	33.3	2 (4)
8.0	7 (56)	Punt Return Avg.	0.50	7 (84)
31:37	3 (42)	Time of Possession	30:23	4 (50)
53.1%	4 (22)	3rd Down Conv. Pct.	41.7%	5 (38)
42.3%	11 (101)	3rd Down Conv. Pct. Defense	18.2%	1 (4)
31.2	13 (123)	Net Punting	39.0	4 (29)
2.0	1 (8)	Turnover Margin	0.0	5 (48)
3	3 (10)	Fumbles Recovered	N/A	N/A
1	5 (43)	Fumbles Lost	2	9 (67)
2	5 (41)	Passes Intercepted	2	3 (35)
5	3 (15)	Turnovers Gained	2	9 (80)
1	2 (12)	Turnovers Lost	2	4 (12)
173.5	1 (19)	Passing Efficiency	192.7	1 (4)
139.9	14 (94)	Pass Efficiency Defense	138.4	6 (62)
8.5	12 (111)	Fewest Penalties Per Game	8.0	8 (79)
92.5	14 (126)	Fewest Yards Penalized Per Game	91.0	10 (102)
4.5	1 (3)	Sacks	3.5	3 (12)
2.0	10 (66)	Sacks Allowed	4.5	10 (106)
8.5	1 (18)	Tackles for Loss	7.5	4 (20)
6.5	12 (97)	Tackles for Loss Allowed	8.0	9 (90)
51	3 (36)	First Downs	40	4 (46)
46	13 (96)	First Downs Allowed	46	9 (73)
90.0%	9 (50)	Red Zone Offense	87.5%	4 (36)
77.8%	10 (57)	Red Zone Defense	75.0%	4 (38)

## INDIVIDUAL STATS

ARKANSAS					MISSOURI STATE				
Rushing	Att.	Yds.	Avg.	TD	Rushing	Att.	Yds.	Avg.	TD
Raheim Sanders	44	273	6.2	2	Jacardia Wright	36	158	4.4	0
KJ Jefferson	37	129	3.5	2	Celdon Manning	7	44	6.3	0
AJ Green	12	61	5.1	1	Jason Shelley	20	36	1.8	1
Rashod Dubinion	10	31	3.1	1					
Passing	Comp.	Att.	Yds.	TD/INT	Passing	Comp.	Att.	Yds.	TD/INT
KJ Jefferson	36	47	385	4/0	Jason Shelley	37	54	563	6/0
Receiving	Rec.	Yds.	Avg.	TD	Receiving	Rec.	Yds.	Avg.	TD
Jadon Haselwood	8	72	9.0	1	Ty Scott	16	256	16.0	3
Trey Knox	7	80	11.4	2	Jahod Booker	8	128	16.0	0
Matt Landers	7	88	12.6	0	Jacardia Wright	3	42	14.0	1
Raheim Sanders	6	42	7.0	0	Celdon Manning	2	71	35.5	1
Warren Thompson	5	58	11.6	1					
Punting	No.	Yds.	Avg.	Long	Punting	No.	Yds.	Avg.	Long
Max Fletcher	9	338	37.6	50	Grant Burkett	7	282	40.3	50
Punt Returns	No.	Yds.	Avg.	TD	Punt Returns	No.	Yds.	Avg.	TD
Bryce Stephens	2	16	8.0	0	Ty Scott	1	2	2.0	0
Kickoff Returns	No.	Yds.	Avg.	TD	Kickoff Returns	No.	Yds.	Avg.	TD
AJ Green	1	16	16.0	0	Montrae Braswell	3	165	55.0	1
Scoring	TD	FG	PAT	Total	Scoring	TD	FG	PAT	Points
Cam Little	-	1-2	10-10	13	Ty Scott	3	-	-	18
KJ Jefferson	2	-	-	12	Jose Pizano	-	2-3	8-8	14
Tackles	UT-AT	TT	TFL	Other	Tackles	UT-AT	TT	TFL	Other
Bumper Pool	7-13	20	2.0-17	1.0 SK, 1 PBU	Kevin Ellis	4-9	13	2.5-5	0.5 SK, 1 PBU
Drew Sanders	11-5	16	4.0-20	3.0 SK, 2 FF	Montrae Braswell	11-1	12	-	1 PBU
Simeon Blair	5-7	12	1.0-1	-	Ferrin Manuleleua	7-5	12	1.0-1	-
					Caleb Blake	8-2	10	-	1 PBU
					Dillon Thomas	6-3	9	2.0-7	1.0 SK, 1 INT



### Box Score (Final) Arkansas Razorbacks Football

Missouri State vs #15 Arkansas (Sep 03, 2011 at Fayetteville, Ark.)



Score by Quarters	1	2	3	4	Total
Missouri State	0	0	7	0	7
Arkansas	20	10	14	7	51

#### Qtr Time Scoring play

1st	10:32	AR - Jarius Wright 33 yd pass from Tyler Wilson (Zach Hocker kick), 10-80 4:28
	07:52	AR - Joe Adams 61 yd punt return (Zach Hocker kick failed)
	00:51	AR - Kody Walker 1 yd run (Zach Hocker kick), 12-70 5:21
2nd	05:01	AR - Chris Gragg 3 yd pass from Bran. Mitchell (Zach Hocker kick), 7-46 3:08
	00:14	AR - Zach Hocker 32 yd field goal, 10-63 2:42
3rd	06:17	AR - Jarius Wright 29 yd pass from Tyler Wilson (Zach Hocker kick), 10-90 5:09
	04:15	AR - Joe Adams 69 yd punt return (Zach Hocker kick)
	00:45	MOST - Jermain Saffold 33 yd pass from Kierra Harris (Austin Witmer kick), 1-33 0:09
4th	12:20	AR - Kody Walker 1 yd run (Zach Hocker kick), 8-73 3:25

	MOST	AR
<b>FIRST DOWNS</b>	9	24
<b>RUSHES-YARDS (NET)</b>	31-84	33-102
<b>PASSING YDS (NET)</b>	79	364
Passes Att-Comp-Int	18-9-1	35-28-0
<b>TOTAL OFFENSE PLAYS-YARDS</b>	49-163	68-466
Fumble Returns-Yards	0-0	0-0
Punt Returns-Yards	1-15	8-188
Kickoff Returns-Yards	4-95	1-18
Interception Returns-Yards	0-0	1-12
Punts (Number-Avg)	8-45.9	2-41.0
Fumbles-Lost	1-0	3-1
Penalties-Yards	4-25	8-76
Possession Time	28:31	31:29
Third-Down Conversions	1 of 11	6 of 12
Fourth-Down Conversions	1 of 1	2 of 2
Red-Zone Scores-Chances	0-1	4-4
Sacks By: Number-Yards	3-15	2-17

**RUSHING:** Missouri State-Chris Douglas 18-72; Stephe Johnston 7-15; Mitchel Jenkins 1-6; Kierra Harris 5-minus 9. Arkansas-R. Wingo Jr. 11-43; D. Curtis 5-37; Kody Walker 9-33; Bran. Mitchell 3-5; Tyler Wilson 4-minus 5; TEAM 1-minus 11.

**PASSING:** Missouri State-Kierra Harris 8-14-1-70; Mitchel Jenkins 1-4-0-9. Arkansas-Tyler Wilson 18-24-0-260; Bran. Mitchell 10-11-0-104.

**RECEIVING:** Missouri State-Dorian Buford 2-19; Julian Burton 2-7; Jermain Saffold 1-33; Robert Fields 1-17; Chris Douglas 1-4; Matt Thayer 1-1; Stephe Johnston 1-minus 2. Arkansas-Jarius Wright 6-108; Chris Gragg 4-18; R. Wingo Jr. 3-51; Cobi Hamilton 3-38; Marquel Wade 3-28; Julian Horton 3-23; Greg Childs 2-29; J. Herndon 1-41; Joe Adams 1-11; Austin Tate 1-10; Kiero Small 1-7.

**INTERCEPTIONS:** Missouri State-None. Arkansas-Jerico Nelson 1-12.

**FUMBLES:** Missouri State-Kierra Harris 1-0. Arkansas-TEAM 1-0; Joe Adams 1-0; Bran. Mitchell 1-1.

Missouri State (0-1) vs. Arkansas (1-0)

Date: Sep 03, 2011 • Site: Fayetteville, Ark. • Stadium: DWR Razorback

Attendance: 70607

Kickoff time: 6:08 pm • End of Game: 9:00pm • Total elapsed time: 2:52

Officials: Referee: David Smith; Umpire: Jeff Roberson; Linesman: Randall Kizer;

Line judge: Will McDonald; Back judge: Michael Watson; Field judge: Andy Britton;

Side judge: Chad Hill; Center judge: Frank Pinter;

Temperature: 90 deg • Wind: ESE 7mph • Weather: partly cloudy



# GAME 3: MISSOURI STATE

## IN DEPTH CHART: OFFENSE

WR



**84 Warren Thompson ||| 6-3, 198, R-Sr.**

Caught a career-high 19 passes for 304 yards in his first season at Arkansas, starting 3 of the 13 games he played in 2021 ... Team's leading receiver in yards from last season ... Transfer from Florida State.

	REC	YDS	TD
2022	5	58	1
2021	19	304	2
2020	5	104	1
2019	6	91	0
Totals	35	557	4

**13 Jaedon Wilson ||| 6-3, 175, R-Fr.**

Redshirted during his first season, playing in 1 game in 2021 ... Former 3-star WR out of DeSoto, Texas where he was the No. 96 WR in the nation.

	REC	YDS	TD
2022	-	-	-
2021	0	0	0
Totals	0	0	0

WR



**9 Jadon Haselwood ||| 6-3, 213, R-Jr.**

Caught his first TD at ARK vs. CIN ... Transfer from OU, where he led the Sooners with 39 catches and 6 TDs to go along with 399 yards in 2021 ... 5-star recruit played for Arkansas RB coach Jimmy Smith at Cedar Grove HS in Atlanta.

	REC	YDS	TD
2022	8	72	1
2021	39	399	6
2020	4	65	0
2019	19	272	1
2019 OU	70	808	8
Totals			

**14 Bryce Stephens ||| 6-0, 180, R-Fr.**

Played in 4 games during his freshman campaign in 2021, seeing action on offense and special teams ... Former 3-star recruit from Oklahoma City, where he was the 8th-best prospect in Oklahoma.

	REC	YDS	TD
2022	0	0	0
2021	3	5	0
Totals	3	5	0

LT



**70 Luke Jones ||| 6-6, 327, R-Sr.**

Started his first career game in opener vs. Cincinnati ... Played in all 13 games in 2021 seeing action at LG and LT ... Transferred to Arkansas from Notre Dame in 2019 ... Little Rock native played at Pulaski Academy.

	GP	GS
2022	2	2
2021	12	12
2020	10	10
2019	10	10
Totals	35	34

**72 Andrew Chamblee ||| 6-6, 303, Fr.**

4-star prospect that enrolled early and participated in spring practice ... Rated No. 2 player in Arkansas ... High school teammates with fellow freshman Nico Davillier at Maumelle (Ark.) HS.

	GP	GS
2022	0	0
Totals	0	0

LG



**62 Brady Latham ||| 6-5, 307, R-Jr.**

Preseason 3rd-Team All-SEC according to league's coaches ... 23 straight starts, including all 13 in 2021 ... Named to the SEC All-Freshman Team, the first Arkansas OL since Denver Kirkland in 2013.

	GP	GS
2022	2	2
2021	13	13
2020	10	10
2019	3	0
Totals	28	25

**74 Jalen St. John ||| 6-5, 327, R-So.**

Saw action in 2 games in 2021 after redshirting in 2020 ... Former 4-star recruit who was a part of Coach Pittman's first recruiting class ... Ranked the No. 9 guard in the nation coming out of high school.

	GP	GS
2022	2	0
2021	2	0
2020	-	-
Totals	4	0

C



**51 Ricky Stromberg ||| 6-4, 313, Sr.**

SEC OL of the Week - Week 2 ... 13 straight starts at center ... Preseason 1st-Team All-SEC center according to SEC coaches ... On the Rimington Award Watch List for nation's best center ... Allowed just 3 sacks and penalized 8 times in 2021.

	GP	GS
2022	2	2
2021	13	13
2020	9	8
2019	12	11
Totals	36	34

**75 Patrick Kutas ||| 6-5, 305, Fr.**

4-star recruit out of Christian Brothers HS in Memphis, Tenn. playing both offensive line and defensive line ... Was the No. 11 interior DL in the nation according to 247Sports.

	GP	GS
2022	2	0
Totals	2	0

RG



**55 Beaux Limmer ||| 6-5, 302, R-Jr.**

Preseason 4th-Team All-SEC according to Phil Steele ... 11 straight starts at RG ... Logged 795 snaps at RG during 2021 season according to PFF, who also named him to their 2nd-Team All-SEC squad.

	GP	GS
2022	2	2
2021	13	11
2020	6	5
2019	4	0
Totals	25	18

**76 E'Marion Harris ||| 6-7, 340, Fr.**

Rated the No. 3 player in Arkansas as a 4-star recruit from Little Rock's Joe T. Robinson HS ... Enrolled early and practiced with team during spring drills ... Son of former Arkansas DL Elliott Harris.

	GP	GS
2022	0	0
Totals	0	0

RT



**78 Dalton Wagner ||| 6-9, 331, \*R-Sr.**

Voted a team captain ... Started 10 games in 2021, missing a pair of games with a finger injury ... Has played in more games than any current Razorback.



	GP	GS
2022	2	2
2021	10	10
2020	7	5
2019	12 (11)	12 (11)
Totals	41	30

**53 Ty'Kieast Crawford ||| 6-5, 325, Jr.**

Saw action in all 13 games in his first season at Arkansas ... Played 2020 season at Charlotte, playing in 6 games and starting 3 ... Originally committed to Arkansas out of high school.

	GP	GS
2022	2	0
2021	13	0
2020 CHA	5	5
Totals	20	5

QB



**1 KJ Jefferson ||| 6-3, 242, R-Jr.**

Voted team captain for 2nd straight season ... Started all 13 games in 2021, leading Arkansas in passing and rushing (664)... 1 of 2 returning FBS QBs to lead their team in passing and rushing (Louisville Malik Cunningham).

	C-A-I	YDS	TD
2022	36-47-0	385	4
2021	198-366-4	2676	21
2020	20-41-0	295	3
2019	14-31-1	197	0
Totals	268-435	3560	28

**4 Malik Hornsby ||| 6-2, 186, R-So.**

Played in 8 games in 2021, seeing extensive action against Texas A&M, UAPB and Penn State ... Will split time at WR ... Rated as the No. 5 dual-threat quarterback in the country and 14th overall player in the state of Texas by 247Sports.

	C-A-I	YDS	TD
2022	0-0-0	0	0
2021	5-12-0	46	0
2020	0-0-0	0	0
Totals	5-12-0	46	0

RB



**5 Raheim Sanders ||| 6-2, 227, So.**

Leading rushing RB from 2021 when he was an SEC All-Freshman performer running for 578 yards and 5 TDs with 11 catches for 109 yards and a TD ... Former 4-star recruit that switched from WR to RB in his first spring at Arkansas.

	ATT	YDS	TD
2022	44	273	2
2021	114	578	5
Totals	158	851	7

**0 AJ Green ||| 5-11, 208, So.**

Played in 12 games as a true freshman in 2021, rushing for 221 yards and a TD to along with 7 catches for 84 yards and another score through the air ... Former 4-star recruit out of Tulsa, where he was No. 2 player in the state.

	ATT	YDS	TD
2022	12	61	1
2021	47	227	1
Totals	59	288	2

TE



**7 Trey Knox ||| 6-5, 245, Jr.**

Moved to TE during 2021 season and has added 30 pounds since beginning of 2021 season ... Played in 10 games at WR (6 starts) in 2020 ... As freshman in 2019, started 11 games, 28 catches for 385 yards, 3 TDs.



	REC	YDS	TD
2022	80	7	2
2021	20	141	1
2020	7	70	0
2019	28	385	3
Totals	62	676	6

**89 Nathan Bax ||| 6-4, 252, R-Sr. - OR - Hudson Henry ||| 6-5, 254, R-Jr.**

Bax played in 12 games during 2021 season with no stats ... Henry caught 4 passes for 27 yards appearing in all 13 games, including 3 starts.



	REC	YDS	TD
Henry	0	0	0
2022	4	27	0
2021	16	92	1
2020	3	15	0
2019	23	134	1
Totals	23	134	1

WR



**3 Matt Landers ||| 6-5, 197, Sr.**

Transfer from Toledo, where he caught 20 passes for 514 yards and 5 TDs in 2021 ... Played 3 years at Georgia, playing in 25 games and catching 12 passes for 132 yards and 1 TD.



	REC	YDS	TD
2022	7	88	0
2021	20	514	5
2020	2	27	0
2019 UGA	10 (0)	105 (0)	1 (0)
Totals	39	734	6

**2 Ketron Jackson Jr. ||| 6-2, 203, So.**

Played in all 13 games as a true freshman in 2021, catching 5 passes for 97 yards and a score ... Caught his first touchdown against UAPB ... Former 4-star WR from Royse City, Texas.

	REC	YDS	TD
2022	1	7	0
2021	5	97	1
Totals	6	104	1



# GAME 3: MISSOURI STATE

## IN DEPTH CHART: DEFENSE

	U-A-T	TFL	SACK
2022	0-3-3	0.0	0.0
2021	4-3-7	0.0	0.0
2020	0-0-0	0.0	0.0
Totals	4-6-10	0.0	0.0

### 58 Jashaud Stewart ||| 6-2, 251, Jr.

Appeared in 13 games with one start at DE as a sophomore in 2021 making seven stops ... Key contributor on special teams ... First recruit to commit to Coach Pittman at Arkansas.

DE

	U-A-T	TFL	SACK
2022	2-3-5	0.5	0.5
2021	0-0-0	0.0	0.0
Totals	2-3-5	0.5	0.5

### 40 Landon Jackson ||| 6-7, 274, So.

Made 5 tackles in Arkansas debut vs. Cincinnati ... Transfer from LSU, where he played in 5 games as a true freshman in 2021 ... 4-star prospect out of Texarkana, Texas where he was the No. 7 DE in the nation.

	U-A-T	TFL	SACK
2022	0-1-1	0.0	0.0
2021	7-20-27	4.0	1.0
2020	12-15-27	3.0	2.5
2019	1-3-4	0.0	0.0
Totals	20-39-59	7.0	3.5

### 50 Eric Gregory ||| 6-4, 303, R-Jr.

Played in all 13 games, including 3 starts, matching his career-best with 27 stops ... Recorded a career-high 4.0 TFLs in 2021 ... Will also play DE.

DT

	U-A-T	TFL	SACK
2022	2-3-5	1.0	0.0
2021	5-6-11	2.5	0.0
2020	2-0-3	2.0	2.0
2019	35-8(257)	05(05)	05(00)
Totals	32-34-66	10.5	2.5

### 99 Terry Hampton ||| 6-1, 314, \*Sr.

Transfer from Arkansas State, where he played 4 seasons for the Red Wolves making 61 tackles with 9.5 TFLs in 36 games, 19 starts ... From El Dorado, Ark.



	U-A-T	TFL	SACK
2022	3-0-3	0.0	0.0
2021	5-17-22	3.5	1.5
2020	6-18-24	0.5	0.5
2019	7-10-17(10-1)	1.0(00)	05(00)
*Totals	22-45-67	5.0	2.5

### 33 Isaiah Nichols ||| 6-3, 315, R-Sr.

Made 4 starts in 13 games during 2021 season making 22 tackles with a career-best 3.5 TFLs ... Has played in 37 games with 11 starts in 4 seasons at Arkansas.



DT

	U-A-T	TFL	SACK
2022	1-3-4	0.0	0.0
2021	0-0-0	0.0	0.0
Totals	1-3-4	0.0	0.0

### 5 Cam Ball ||| 6-5, 303, R-Fr.

Played in 2 games as a true freshman in 2021 making one tackle ... 3-star prospect out of Atlanta, Ga. who was rated No. 35 DT in the nation.

	U-A-T	TFL	SACK
2022	1-2-3	1.5	0.5
2021	7-16-23	5.0	2.5
2020	9-13-22	1.5	1.0
2019	6-6-12	0.0	0.0
Totals	23-37-60	8.0	4.0

### 56 Zach Williams ||| 6-4, 261, Sr.

Played in all 13 games during his 3rd season at UA, making a career-best 23 tackles with 5.5 TFLs ... 2.5 sacks are most of Arkansas returners ... Son of former Arkansas linebacker Rickey Williams (1984-87).

	U-A-T	TFL	SACK
2022	2-1-3	2.0	2.0
2021	18-20-38	5.5	3.5
2020	20-15-35	8.5	4.0
2019	12-13-25(41-5)	3.0(00)	15(00)
Totals	56-50-106	19.0	11.0

### 14 Jordan Domineck ||| 6-3, 251, R-Sr.

SEC DL of the Week, for his debut vs. CIN ... Transfer from GT, where he played 4 seasons with 14 starts (31 G) making 103 tackles with 17.0 TFLs, 9.0 sacks ... Recorded 14 of his career 17 TFLs over last 2 seasons.



DE

	U-A-T	TFL	SACK
2022	7-13-20	2.0	1.0
2021	45-88-125	7.5	0.0
2020	49-81-101	6.5	0.5
2019	38-56-94	6.5	0.5
2018	14-15-29	2.5	0.0
Totals	144-223-369	25.0	2.0

### 10 Bumper Pool ||| 6-2, 232, Sr.

SEC Defensive POW Week 1 ... Voted a team captain ... Preseason All-SEC LB ... 3rd team All-American, 2nd team All-SEC in 2021 after making a team-best 125 tackles ... 369 career tackles to rank 6th in school history.



LB

	U-A-T	TFL	SACK
2022	2-0-2	0.0	0.0
Totals	2-0-2	0.0	0.0

### 36 Jordan Crook ||| 6-0, 232, Fr.

3-star recruit out of Duncannville, Texas, where he was the No. 10 inside linebacker in the nation ... Named the No. 9 player in Dallas Metro Area by Dallas Morning News as a senior.

	U-A-T	TFL	SACK
2022	11-5-16	4.0	3.0
2021	12-12-24	2.5	1.0
2020	4-5-9	0.0	0.0
Totals	27-22-49	6.5	4.0

### 42 Drew Sanders ||| 6-5, 233, Jr.

Walter Camp & SEC Defensive POW after 11 tackles, 3.0 TFLs, 2.0 sacks and 2 FF in win over SC ... Transfer from Alabama, played in 25 games with 3 starts in 2 seasons ... Former 5-star recruit started three games for Tide in 2021.

	U-A-T	TFL	SACK
2022	5-5-10	1.5	1.5
2021	0-1-1	0.5	0.0
Totals	5-5-10	2.0	1.5

### 27 Chris Paul Jr. ||| 6-1, 230, R-Fr.

Saw action in four games as a true freshman in 2021, making one tackle ... Former 3-star recruit out of Cordele, Ga. where he was the No. 22 inside LB in the nation.

	U-A-T	TFL	INT
2022	6-2-8	0.0	2
2021	26-6-32	2.0	1
2020	8-1-9	0.0	0
Totals	40-9-49	2.0	3

### 3 Dwight McGlothorn ||| 6-2, 181, Jr.

Picked off his second pass in as many games in win over South Carolina ... Earned start and intercepted a pass in his Arkansas debut vs. Cincinnati ... Transfer from LSU, where he played in 17 games with 6 starts in 2 seasons.

CB

	U-A-T	TFL	INT
2022	1-1-2	0.0	0
2021	8-7-15	0.0	0
2020	8-9-17	1.0	0
2019	15-7-22(0-0-0)	1.0(00)	0(00)
Totals	32-24-56	2.0	0

### 11 LaDarrius Bishop ||| 6-0, 194, R-Sr.

Started 9 of 12 games he played in during 2021 season with 15 tackles ... Nickname is DaeDae ... First cousin of former Hog and current Jacksonville Jag Montaric Brown.

	U-A-T	TFL	INT
2022	5-4-9	0.0	0
2021	23-15-38	2.5	0
2020	9-2-11	3.5	0
2019	0-0-0(1-0-1)	0.0(00)	1(00)
Totals	38-21-59	6.0	1

### 7 Latavious Brini ||| 6-2, 215, \*Sr.

Earned his first start at ARK vs. South Carolina ... Transfer from Georgia played in 13 games with 11 starts for national champs making 38 tackles with 2.5 TFLs ... Graduated from UGA in Fall of 2021.



S

	U-A-T	TFL	INT
2022	1-2-3	1.0	0
2021	4-1-5	0.0	0
2020	3-5-8	0.0	0
Totals	8-8-16	1.0	0

### 19 Khari Johnson ||| 6-0, 192, Jr.

Played in 5 games during 2021 season, seeing time in the secondary and on special teams ... Played in 9 of 10 games as a true freshman in 2020 season.

	U-A-T	TFL	INT
2022	5-7-12	1.0	0
2021	23-15-38	1.0	0
2020	10-13-23	0.0	0
2019	1-0-1	0.0	0
Totals	39-35-74	2.0	0

### 15 Simeon Blair ||| 5-10, 208, R-Sr.

Named team captain prior to South Carolina game ... Played in all 13 games (7 starts) in 2021 season, making a career-best 38 tackles ... Former walk-on from Pine Bluff, Ark. earned scholarship prior to 2020 season.



S

	U-A-T	TFL	INT
2022	4-1-5	0.0	0
2021	9-15-24	2.0	0
Totals	13-16-29	2.0	0

### 8 Jayden Johnson ||| 6-2, 204, So.

Earned first start of season vs. South Carolina ... Started 3 of 11 games in 2021 as a true freshman with 24 tackles with a pair of TFLs ... Three-star prospect out of Cedartown, Ga. ... Played QB, WR, RB, CB and safety in high school.

	U-A-T	TFL	INT
2022	4-2-6	0.0	0
2021	9-13-22	1.0	0
2020	32-15-47	1.0	3
Totals	45-30-75	2.0	3

### 17 Hudson Clark ||| 6-2, 182, R-Jr.

Recovered a fumble in win over South Carolina ... Former walk-on started 4 games and played in 12 during 2021 season, making 22 tackles ... Both parents are U of A grads.

CB

	U-A-T	TFL	INT
2022	0-0-0	0.0	0
2021	8-6-14	0.0	1
2020	1-0-1	0.0	0
2019	1-1-2	0.0	0
Totals	10-7-17	0.0	1

### 4 Malik Chavis ||| 6-2, 192, R-Jr.

Played in 11 games, including 2 starts, in 2021 making a career-best 14 tackles ... Intercepted his first career pass in his first career start vs. UAPB in 2021 ... Pronounced chav-is

	U-A-T	TFL	INT
2022	3-0-3	1.0	0
2021	19-25-44	2.5	0
2020	22-17-39	3.0	2
2019	13-12-25	0.0	1
Totals	57-54-111	6.5	3

### 2 Myles Slusher ||| 6-0, 194, Jr.

Missed win over South Carolina ... Picked off his second career pass at LSU ... Played in 7 games and started 1 as a true freshman in 2020 making 15 tackles with 1.0 TFL and 2 fumble recoveries,

NB

	U-A-T	TFL	INT
2022	0-0-0	0.0	0
2021	1-1-2	0.0	0
2020	0-0-0	0.0	0
2019	13-7-20(0-1-1)	1.0(00)	0(00)
Totals	14-9-23	1.0	0

### 18 Trent Gordon ||| 5-11, 188, R-Sr.

Saw action in 8 games in 2021, making two tackles in his first season at Arkansas ... Played 3 seasons at Penn State before transferring.



## RAZORBACK TRENDS

	2022	Streak	Pittman
Overall	2-0	W4	14-11
At Home	2-0	W5	10-4
On the Road	0-0	L1	2-7
Neutral	0-0	W2	2-0
September	2-0	W6	6-1
October	0-0	W1	3-5
November	0-0	W1	4-3
December/January	0-0	W1	1-2
vs. SEC	1-0	W2	8-11
vs. Non-Conference	1-0	W6	6-0
vs. Ranked Opponents	1-0	W1	4-8
<b>Record in Games...</b>			
Decided by 7 pts or less	1-0	W1	3-5
Decided by 3 pts or less	0-0	W2	2-4
During the day	2-0	W4	10-8
At night	0-0	W2	4-3
<b>Record When Scoring...</b>			
Less than 21 points	0-0	W1	2-3
21+ points	1-0	W3	11-8
30+ points	1-0	W2	8-5
40+ points	1-0	W2	4-2
50+ points	0-0	L1	0-1
<b>Record When Allowing...</b>			
Less than 14 points	0-0	W19	6-0
Less than 21 points	0-0	W19	9-0
21+ points	2-0	W2	5-11
<b>Record When...</b>			
Scoring first	2-0	W7	13-3
Opponents score first	0-0	L7	1-8
Leading after the 1Q	2-0	W6	11-3
Trailing after the 1Q	0-0	L5	1-7
Tied after the 1Q	0-0	W1	2-1
Leading at halftime	2-0	W8	10-2
Trailing at halftime	0-0	W1	4-9
Tied at halftime	0-0	L2	0-0
Leading after the 3Q	2-0	W10	13-2
Trailing after the 3Q	0-0	L27	0-8
Tied going into the 4Q	0-0	L1	1-1
In overtime games	0-0	W1	1-0
<b>Record With...</b>			
Less than 400 yards total offense	0-0	W2	5-3
400+ yards total offense	2-0	W4	9-8
500+ yards total offense	0-0	W1	2-2
600+ yards total offense	0-0	L1	1-1
Less than 100 yards rushing	0-0	L2	1-3
100+ yards rushing	2-0	W4	13-8
200+ yards rushing	2-0	W5	8-5
300+ yards rushing	0-0	W1	2-1
Less than 200 yards passing	1-0	W4	6-2
200+ yards passing	1-0	W2	8-9
300+ yards passing	0-0	L2	1-4
400+ yards passing	0-0	L2	0-0
A 300-yard passer	0-0	L2	1-4
A 100-yard rusher	2-0	W4	5-4
<b>Record When Allowing...</b>			
Less than 200 total yards	0-0	W6	0-0
200+ total yards	2-0	W4	14-11
300+ total yards	2-0	W4	9-11
400+ total yards	2-0	W2	5-9
Less than 100 rush yards	1-0	W4	4-0
100+ rush yards	1-0	W3	10-11
200+ rush yards	0-0	W1	2-6
Less than 200 pass yards	0-0	W3	7-2
200+ pass yards	2-0	W2	7-9
300+ pass yards	2-0	W2	4-3
400+ pass yards	0-0	L1	1-1
A 300-yard passer	2-0	W2	4-3
A 100-yard rusher	0-0	W2	3-4
<b>Record When Having...</b>			
No turnovers	1-0	W3	6-4
Less than 3 turnovers	2-0	W4	14-9
3 or more turnovers	0-0	L3	0-2
No takeaways	0-0	L2	1-5
Less than 3 takeaways	1-0	W3	9-11
3 or more takeaways	1-0	W7	5-0
Win turnover battle	2-0	W9	9-0
Lost turnover battle	0-0	L16	0-3
Turnovers even	0-0	W2	5-8
More than 30:00 TOP	1-0	W2	6-2
Less than 30:00 TOP	1-0	W2	8-9

## RAZORBACK NOTEBOOK

### PITTMAN'S PROGRAM

- Third-year head coach Sam Pittman leads Arkansas in 2022 on the heels of the program's best season in a decade.
- The Hogs went 9-4 and won four trophies for the first time in school history last season, capturing the Southwest Classic (Texas A&M), the Battle of the Golden Boot (LSU), the Battle Line Rivalry (Missouri) and the Outback Bowl (Penn State).
- Arkansas' win over Penn State in the Outback Bowl was the first for the program since a Liberty Bowl victory in 2016 as well as the program's first January bowl win since 2012.
- This Saturday's game against Missouri State marks Pittman's 26th game as the head coach at Arkansas. Of those 26 games, 23 have been against an opponent from the SEC, a Power 5 foe and/or an opponent ranked in the AP Top 25.
- Arkansas has defeated four ranked opponents under the guidance of Pittman, mostly recently taking down No. 23 Cincinnati in the first ever season-opening Top 25 matchup played at Donald W. Reynolds Razorback Stadium.
- The Hogs' win over the Bearcats improved their record to 6-0 against non-conference opponents under Pittman.
- Pittman's six straight wins against non-conference foes to begin his coaching tenure are the most by an Arkansas head coach since Lou Holtz won seven in a row (1977-78).



**Sam Pittman** has led the Razorbacks into the Associated Press poll's Top 10 in each of the last two seasons, a feat that had not happened at Arkansas since 2011-12.

### QB1

- Redshirt junior quarterback KJ Jefferson is the unquestioned leader of the Arkansas offense.
- Jefferson led the Razorbacks to a nine-win season in 2021 - their most wins in a year since 2011 - as well as their first New Year's Day bowl game win since the 2000 Cotton Bowl.
- The Sardis, Miss., native started all 13 games at quarterback, completing 198-of-294 (67.3%) passes for 2,676 yards and 21 touchdowns. Jefferson threw four interceptions on the year and completed 171 consecutive passes without a turnover, the second-longest streak by an Arkansas passer in history.
- At the year's end, Jefferson ranked third in the SEC in passing yards per completion (13.5) and yards per pass attempt (9.1), fourth in completion percentage (63.7%) and passing efficiency (164.7), and sixth in total offense (256.9).
- Jefferson's completion percentage (63.7%) currently stands as the highest single-season completion percentage in school history when attempting at least 250 passes.
- Jefferson was one of only five FBS quarterbacks with 20 or more touchdown passes and four or fewer interceptions in 2021: Tennessee QB Hendon Hooker (31 TD/3 INT), Coastal Carolina QB Grayson McCall (27 TD/3 INT), Oklahoma QB Caleb Williams (21 TD/4 INT), Louisiana QB Levi Lewis (20 TD/4 INT)
- Jefferson also ran for a team-leading 664 yards and six scores on 146 carries in 2021, becoming the first Razorback quarterback with multiple games of 2+ rushing touchdowns (2 vs. Rice, 3 vs. Ole Miss) in the same season since 1997.
- Since 2000, Jefferson is one of six SEC quarterbacks to throw for 3+ touchdowns and rushed for 3+ scores in a game: Texas A&M QB Johnny Manziel (2012), Mississippi State QB Dak Prescott (2015), Ole Miss QB Chad Kelly (2015), LSU QB Joe Burrow (2018), Ole Miss QB Matt Corral (2021).
- Jefferson finished the 2021 campaign as one of seven FBS quarterbacks with 2,500+ passing yards, 20+ passing touchdowns, 600+ rushing yards and 5+ rushing scores:



**KJ Jefferson** is set to make his 18th career start under center this weekend against Missouri State. The Razorbacks have scored 30 or more points in 11 of his 17 career starts to date.

Player	School	Passing Yards	Passing TDs	Rushing Yards	Rushing TDs
Hendon Hooker	Tennessee	2,945	31	616	5
Malik Willis	Liberty	2,857	27	878	13
Sam Howell	North Carolina	3,056	24	828	11
<b>KJ Jefferson</b>	<b>Arkansas</b>	<b>2,676</b>	<b>21</b>	<b>664</b>	<b>6</b>
Dustin Crum	Kent State	3,206	20	703	12
Spencer Sanders	Oklahoma State	2,839	20	668	6
Matt Corral	Ole Miss	3,349	20	614	11



## RAZORBACK NOTEBOOK

### RUNNIN' RAZORBACKS

- Arkansas, armed with a four-headed monster in the backfield a year ago, was the best rushing team in all of Power 5 and boasted the nation's seventh-best rushing attack last season, averaging 227.8 yards per game on the ground.
- The Razorback offense ran for an SEC-leading 2,961 total yards in 2021 – the program's most since 2007 when legendary RB Darren McFadden and RB Felix Jones led the Hogs to a school-record 3,725 rushing yards.
- Four Arkansas ball carriers rushed for over 500 yards last season, powered by QB KJ Jefferson's team-best 664 yards on the ground. RB Trelon Smith (598), RB Raheim Sanders (578) and RB Dominique Johnson (575) also eclipsed the 500-yard mark.
- Arkansas was one of only two teams in the country (Ole Miss) with four ball carriers with 500+ rushing yards in 2021.
- Before 2021, the Hogs last had four 500-yard rushers in a season in 1975 when RB Ike Forte (983 yards), RB Jerry Eckwood (792 yards), RB Rolland Fuchs (618 yards) and QB Scott Bull (533 yards) helped Arkansas total a then-school record 3,523 yards.
- In addition to rushing for 500+ yards, Johnson (7), Jefferson (6), Sanders (5) and Smith (5) each totaled 5+ scores on the ground. Arkansas was the only FBS team with four rushers with 500+ rushing yards and 5+ rushing touchdowns last season.
- The Razorback running game was also explosive in 2021, producing 113 runs of 10+ yards to lead all Power 5 schools and rank second nationally behind Kent State (126). Of those 113 runs, 27 went for 20+ yards and 12 went for 30+ yards.
- Arkansas was one of two SEC teams (Tennessee) with a league-best eight games of 200+ rushing yards in 2021.

### ROCKET MAN

- Sophomore RB Raheim 'Rocket' Sanders is the Razorbacks' leading man in the backfield through two games this season.
- In Arkansas' season-opening win over Cincinnati, Sanders dazzled with a team-high 117 rushing yards on 20 carries (5.8 avg).
- He turned in another 100-yard effort in the win over South Carolina with 156 yards and two scores on 24 carries (6.5 avg).
- The Rockledge, Fla., native burst onto the scene one year ago as a first-year newcomer, earning SEC All-Freshman honors from the league's coaches after rushing for 578 yards (5.2 ypc) and five touchdowns in 13 games last season.
- He was one of four Razorback rushers to run for at least 500 yards – a feat that had not been accomplished at Arkansas since 1975. QB KJ Jefferson (664), RB Trelon Smith (598) and RB Dominique Johnson (575) also eclipsed the 500-yard mark.
- Sanders finished the season as the first Arkansas freshman ball carrier to run for more than 400 rushing yards in a season since RB Devwah Whaley totaled 602 yards on the ground as a true freshman in 2016.
- Sanders became the first Arkansas freshman to rush for 100+ yards in a game since 2017 (RB Chase Hayden - 120 rushing yards vs. Florida A&M) when he ran wild at Ole Miss, totaling a career-high 139 yards on 17 carries. Sanders' 139 yards are seventh-most ever by an Arkansas freshman in a game and were the most in a game by an Arkansas rusher last season.

### RUN THE DOM BALL

- Junior RB Dominique Johnson emerged as the Razorbacks' starting running back in 2021 after converting from tight end and beginning last season as the team's fifth-string rusher.
- Johnson, who played in all 13 games with six starts, finished fourth on the team in rushing yards (575) and totaled a team-best seven rushing touchdowns. He, along with QB KJ Jefferson (664), RB Trelon Smith (598) and RB Raheim Sanders (578), was one of four Razorback rushers to run for at least 500 yards – a feat that had not been accomplished at Arkansas since 1975.
- Powered by Johnson's team-best 5.9 yards per carry, Arkansas finished as the top rushing team in all of Power 5 and boasted the nation's seventh-best rushing attack last season.

### VETERAN PRESENCE UP FRONT


- Arkansas features four battle-tested veterans - redshirt senior Dalton Wagner, senior Ricky Stromberg, redshirt junior Brady Latham and redshirt junior Beaux Limmer - on its offensive line this season.
- The foursome has combined for 132 career games played with 107 career starts, the second-most combined career games started among SEC offensive lines in 2022:

Player	Career Games Played	Career Starts
Dalton Wagner	43	30
Ricky Stromberg	36	34
Brady Latham	27	25
Beaux Limmer	26	18
<i>Total</i>	<i>132</i>	<i>107</i>

- Entering 2022, Arkansas (124) was one of three SEC teams (Auburn - 135; Mizzou - 125) returning 120+ career games played among its offensive line starters. Arkansas (99) and Auburn (102) were the only SEC teams returning 90+ career starts.
- Arkansas has six offensive linemen on its roster with at least one career start at the FBS level: Ty'Kieast Crawford (2), Luke Jones (2), Brady Latham, Beaux Limmer, Ricky Stromberg and Dalton Wagner.
- Wagner boasts the most career games played (43) among Arkansas' returning offensive line starters. He started all 10 games played in during the 2021 campaign, missing three contests due to injury.
- Stromberg, who earned second-team All-SEC praise for the Associated Press last season, anchored the Razorbacks' offensive line in 2021, starting all 13 games at center and blocking for an offense that led all Power 5 schools in rushing with an average of 227.8 yards per game on the ground. He allowed only three sacks and was penalized just eight times all season.
- Latham started all 13 games at left guard in 2021 and has carded a team-leading 25 consecutive starts on the offensive line. The Jenks, Okla., product helped block for an offensive attack that posted three games of 300+ rushing yards and two games of 600+ yards of total offense last season.
- Limmer nabbed All-SEC recognition from Phil Steele last season after playing in all 13 games with starts in the final 11 contests. The Tyler, Texas, native lined up primarily at right guard throughout the year, paving the way for four Razorbacks to rush for 500+ yards – a feat that had not been accomplished at Arkansas since 1975.



Through the first two games of the season, **Raheim Sanders** leads the SEC and ranks sixth nationally in rushing yards (273). He ranks fourth nationally in rushing yards per game (136.5).



**Ricky Stromberg** has anchored the Hogs' offensive line, making 15 consecutive starts at center and helping block for a historic four 500-yard rushers last season.



## RAZORBACKS IN THE NFL

# #PRHOGS



As of Sept. 12, 2022

Name	Pos.	NFL Team
Feleipe Franks	QB	Atlanta Falcons
Armon Watts	DL	Chicago Bears
Brandon Allen	QB	Cincinnati Bengals
Hjalte Froholdt	OL	Cleveland Browns
Jason Peters^	OL	Dallas Cowboys
John Ridgeway	DL	Dallas Cowboys
McTelvin Agim^	DL	Denver Broncos
Jerry Jacobs*	DB	Detroit Lions
Frank Ragnow	OL	Detroit Lions
Dan Skipper^	OL	Detroit Lions
Montaric Brown	DB	Jacksonville Jaguars
Grant Morgan^	LB	Jacksonville Jaguars
Trey Flowers	LB	Miami Dolphins
Hunter Henry	TE	New England Patriots
Deatrich Wise Jr.	DL	New England Patriots
Jonathan Marshall^	DL	New York Jets
Dre Greenlaw	LB	San Francisco 49ers
Treyton Burks	WR	Tennessee Titans
Cody Hollister	WR	Tennessee Titans
Kamren Curl	DB	Washington Commanders
De'Jon Harris^	LB	Washington Commanders
Jonathan Williams	RB	Washington Commanders

\* Reserve/Injured // ^ Practice Squad



### THE HOG POD WITH BO MATTINGLY

Check out the Hog Pod with Bo Mattingly for great stories and insight about Razorback football, including episodes with AD Hunter Yurachek, head coach Sam Pittman, offensive coordinator Kendal Briles, defensive coordinator Barry Odom, QB KJ Jefferson, LB Bumper Pool and others. Find The Hog Pod anywhere you get your podcasts, or visit [ArkansasRazorbacks.com/TheHogPod](https://ArkansasRazorbacks.com/TheHogPod).

## RAZORBACK NOTEBOOK

### HARD KNOX

- Senior TE Trey Knox is Arkansas' most experienced returning pass catcher from last year's team.
- Knox, who has 61 receptions for 671 yards and six touchdowns in 34 career games, shifted to tight end last season after beginning his collegiate career at wide receiver and caught 20 balls for 141 yards and one touchdown in the new role.
- He shined in the 2022 season opener with six catches for 75 yards and a career-best two touchdowns, becoming the first Razorback tight end with 2+ receiving scores in a game since Cheyenne O'Grady's two-touchdown game against LSU in 2018.
- No returning Razorback pass catcher from last year's squad has more career receptions than Knox:

Rank	Player	Career Games Played	Career Receptions
1.	WR/TE Trey Knox	35	62
2.	WR Warren Thompson	31	35
3.	TE Hudson Henry	20	23
4.	RB Raheim Sanders	15	17
5.	RB AJ Green	13	7
	RB Dominique Johnson	18	7

### NEW GUYS BRING EXPERIENCE

- In addition to leading returners TE Troy Knox and redshirt senior WR Warren Thompson, a pair of newcomers – redshirt junior WR Jadon Haselwood and senior WR Matt Landers – will help fill the void left by WR Treyton Burks' departure.
- Burks, who cemented his status as one of the greatest wide receivers in school history with 66 catches for 1104 yards and 11 touchdowns last season, was selected by the Tennessee Titans with the No. 18 overall pick of the 2022 NFL Draft.
- Both Haselwood, an Oklahoma transfer, and Landers, a Toledo transfer, came up big in Arkansas' season-opening win over Cincinnati. Haselwood had three receptions for 42 yards and a touchdown, while Landers pulled in three balls for 43 yards.
- Haselwood boasts a team-leading 65 career receptions for 778 yards and eight touchdowns in 29 games. He led the Sooners with a team-best 39 catches for 399 yards and a team-leading six touchdowns in 2021.
- Landers spent the first three seasons of his collegiate career at Georgia before transferring at Toledo last season, where he made 20 receptions for 514 yards and five touchdowns in 12 games. He has recorded 35 receptions for 689 yards and six touchdowns in 38 career games.

### BUMP IS BACK

- Senior LB Bumper Pool, one of Hogs' top playmakers on the defensive side of the football, made the decision to return for a final season at Arkansas after a sensational 2021 campaign.
- Pool led the Razorbacks in total tackles with 125 (45 solo) last year, his second consecutive season with 100+ total tackles.
- The Lucas, Texas, product is one of college football's premier tackling machines, totaling the second-most stops (333) among all FBS defenders since 2019. Pool is second to Troy LB Carlton Martial, who has totaled 378 tackles in that same span.
- Pool collected his team-leading 18th career double-digit tackle effort in the 2022 season opener against Cincinnati.
- Pool, who entered the 2022 campaign ninth all-time in Arkansas history with 349 career tackles, has climbed to sixth in the program record through two games this season:

Rank	Player	Career Tackles
4.	Sam Olajubutu (2003-06)	372 (223 UT, 149 AT)
5.	De'Jon Harris (2016-19)	371 (198 UT, 173 AT)
6.	<b>Bumper Pool (2018-pres.)</b>	<b>369 (144 UT, 225 AT)</b>
7.	Caleb Miller (2000-03)	368 (232 UT, 136 AT)

- Pool's race to become the Hogs' all-time leading tackler continues on Saturday, Sept. 17, against Missouri State.
- He is 40 tackles shy of surpassing LB Tony Bua's 408 career tackles, which have been the program record since 2003.

### IT TAKES THREE TO TACKLE

- LB Bumper Pool was one of three Arkansas linebackers to record at least 100 total tackles last season.
- Pool (125; 9.6 per game), LB Grant Morgan (101; 7.7 per game) and LB Hayden Henry (100; 7.7 per game) combined for 326 stops, accounting for 35.6% of the Hogs' total tackles (950).
- Arkansas finished as the only team in the SEC with three players in the league's top 10 in tackles per game last season.

### HOG TRACKER

- Of QB KJ Jefferson's 17 career starts under center, seven have come against top-25 teams in the AP Poll: #1 LSU (2019), #2 Alabama (2021), #2 Georgia (2021), #7 Texas A&M (2021), #15 Texas (2021), #17 Ole Miss (2021), #23 Cincinnati (2022).
- Arkansas has scored 30+ points in 11 of QB KJ Jefferson's 17 career starts: 48 at Mizzou (2020), 38 vs. Rice (2021), 40 vs. Texas (2021), 45 vs. Ga. Southern (2021), 51 at Ole Miss (2021), 45 vs. UAPB (2021), 31 vs. Miss. St. (2021), 35 at Alabama (2021), 34 vs. Mizzou (2021), 31 vs. Cincinnati (2022), 44 vs. S. Carolina (2022).

- LB Bumper Pool boasts 369 career total tackles, sixth all-time on the Arkansas career stops list. Pool is just 40 tackles away from overtaking LB Tony Bua (2000-03), whose 408 career total tackles have been the school record for nearly 20 years.

- LB Bumper Pool has posted two consecutive 100-tackle seasons, totaling 101 tackles in 2020 before racking up a team-leading 125 stops in 2021. Pool could become the first Razorback with three consecutive 100-tackle seasons since LB De'Jon Harris (2017-19).

- K Cam Little has connected on 21-of-26 career field goals tries and all 56 of his career point-after attempts. His career field goal percentage currently stands at 80.8%, which would rank first all-time in Arkansas' program history (min. 20 made field goals).

## RAZORBACK NOTEBOOK

### DREW IT UP

- Junior LB Drew Sanders has quickly made his presence felt as a game-changing playmaker for the Razorbacks.
- Through two games, Sanders leads Arkansas in tackles for loss (4.0), sacks (3.0) and forced fumbles (2) while ranking second on the team in total tackles (16).
- Sanders' stuffed the stat sheet in the SEC opener against South Carolina, racking up 11 total tackles with 3.0 tackles for loss, 2.0 sacks, two forced fumbles and a pass breakup.
- Since 2000, only two SEC defenders have recorded double-digit tackles with 2+ sacks, 2+ forced fumbles and at least one pass breakup in a game: Sanders (Arkansas) vs. South Carolina in 2022 & Greg Hardy (Ole Miss) vs. Alabama in 2007.
- The Denton, Texas, native transferred from Alabama, where he spent the first two year of his collegiate career (2020-21).
- As a sophomore in 2021, Sanders played in 12 games with three starts for the Crimson Tide and totaled 24 tackles, including 2.5 tackles for loss and one sack.
- A five-star recruit by 247Sports coming out of high school, Sanders was rated the No. 1 player in Texas, the top athlete nationally and the No. 13 overall player nationally.



**Drew Sanders**, jumped onto the national scene in the win over South Carolina with 11 tackles, 3.0 TFLs, 2.0 sacks and 2 forced fumbles to earn Walter Camp Defensive Player of the Week.

### NO FLY ZONE

- Since Barry Odom began as defensive coordinator in 2020, the Razorbacks have totaled 28 interceptions in 25 games.
- Arkansas tallied 13 interceptions in 10 games in 2020 and 13 interceptions in 13 games in 2021. Junior DB Dwight McGlothlen, a transfer from LSU, has recorded each of the Hogs' first two interceptions of the 2022 campaign.
- Arkansas' 28 interceptions since 2020 are the most in the SEC. Alabama's 27 interceptions in 30 games rank second.
- The Hogs' ball-hawking prowess has been led by redshirt junior DB Jalen Catalon (5) and redshirt junior DB Hudson Clark (3). Catalon picked off three passes in 2020 and two more in 2021, while all three of Clark's interceptions came during the 2020 season. Junior DB Myles Slusher (2), redshirt junior DB Malik Chavis (1) and redshirt junior DL Eric Gregory (1) have each chipped in interceptions since the start of the 2020 season.

### CAM KICKS FOR A CAUSE

- For every field goal hit, sophomore K Cam Little donates \$20 to Down Syndrome Connection of Northwest Arkansas.
- Little donated \$10 per made field goal to DSCNWA last season in the midst of turning in one of the best freshman campaigns in program history, earning Freshman All-America praise from the Football Writers Association of America.
- In his first year on campus, Little connected on 20-of-24 (83.3%) field goal attempts, was a perfect 46-for-46 on point after attempts and led the Razorbacks with 106 points – just the sixth 100-point season by an Arkansas kicker in history.
- Little's stellar freshman campaign etched his name into the Arkansas record books as his 20 made field goals tied K Todd Wright (20 field goals in 1989) for third most in a single season.
- Little's field goal percentage (83.3%) was the fifth best in school history and the best by an Arkansas kicker since 2013.
- His 46 PATs made matched the seventh-most total in a single season in Arkansas history and were the most since K Cole Hedlund's school-record 58 point after attempts made in 2015.
- Nationally, Little's 20 made field goals were second most among all FBS freshman kickers last season, and his field goal percentage (83.3%) was the best among all FBS freshman kickers with a minimum of 20 field goal attempts.
- His career field goal percentage (80.8%) currently ranks first all-time in Arkansas history (min. 20 made field goals).

### FIELD GOAL FUNDRAISER

Game	Opponent	Made-Att.	Money Raised
1	Rice	1-1	\$10
2	Texas	4-4	\$40
3	Georgia Southern	1-1	\$10
4	Texas A&M	2-2	\$20
5	Georgia	0-1	\$0
6	Ole Miss	1-2	\$10
7	Auburn	1-2	\$10
8	UAPB	1-1	\$10
9	Mississippi State	3-4	\$30
10	LSU	3-3	\$30
11	Alabama	0-0	\$0
12	Missouri	2-2	\$20
13	Penn State	1-1	\$10
14	Cincinnati	1-1	\$20
15	South Carolina	0-1	\$0
		21-26	\$220

### EXTRA! EXTRA! READ ALL ABOUT IT!

- Follow @RazorbackComms, the official Twitter account of Razorback Communications, for Arkansas stats and facts. The account is operated by members of the school's communications staff.
- In-game notes and information will be shared in addition to a traditional postgame notes package, which is shared via email and archived at ArkansasRazorbacks.com.

## SEC STANDINGS

### EASTERN DIVISION

Team	OVR	SEC	Home	Road	Strk
Georgia	2-0	0-0	1-0	0-0	W2
Kentucky	2-0	1-0	1-0	1-0	W2
Tennessee	2-0	0-0	1-0	1-0	W2
Missouri	1-1	0-0	1-0	0-1	L1
South Carolina	1-1	0-1	1-0	0-1	L1
Florida	1-1	0-1	1-1	0-0	L1
Vanderbilt	2-1	0-0	1-1	1-0	L1

### WESTERN DIVISION

Team	OVR	SEC	Home	Road	Strk
Alabama	2-0	0-0	1-0	1-0	W2
Ole Miss	2-0	0-0	2-0	0-0	W2
Arkansas	2-0	1-0	2-0	0-0	W2
Mississippi St.	2-0	0-0	1-0	1-0	W2
Texas A&M	1-1	0-0	1-1	0-0	L1
Auburn	2-0	0-0	2-0	0-0	W2
LSU	1-1	0-0	1-0	0-0	W1

## SEC SCHEDULE

Saturday, Sept. 17

Georgia at South Carolina | 11 a.m. | ESPN  
 Youngstown State at Kentucky | 11 a.m. | SEC Network  
 Abilene Christian at Missouri | 11 a.m. | ESPN+/SECN+  
 Ole Miss at Georgia Tech | 2:30 p.m. | ABC  
 Penn State at Auburn | 2:30 p.m. | CBS  
 Vanderbilt at Northern Illinois | 2:30 p.m. | CBSSN  
 ULM at Alabama | 3 p.m. | SEC Network  
 Mississippi State at LSU | 5 p.m. | ESPN  
 Missouri State at Arkansas | 6 p.m. | ESPN+/SECN+  
 Akron at Tennessee | 6 p.m. | ESPN+/SECN+  
 South Florida at Florida | 6:30 p.m. | SEC Network  
 Miami at Texas A&M | 8 p.m. | ESPN

All times Central

## HOGS IN THE POLLS

	AP	Coaches	CFP
Preseason	19	23	-
Sept. 6 (Week 2)	16	17	-
Sept. 11 (Week 3)	10	11	-
Week 4			
Week 5			
Week 6			
Week 7			
Week 8			
Week 9			
Week 10			
Week 11			
Week 12			
Week 13			
Week 14			
Week 15			





## RAZORBACK NOTEBOOK

### ACTIVE CAREER LEADERS

#### TACKLES

Rank	Player, Class	Tackles
1.	Bumper Pool, *Sr.	369
2.	Jalen Catalon, R-Jr.	159
3.	Jordan Domineck, R-Sr.	106
4.	Hudson Clark, R-Jr.	75
5.	Simeon Blair, R-Sr.	74

#### TACKLES FOR LOSS

Rank	Player, Class	TFL
1.	Bumper Pool, *Sr.	25.0
2.	Jordan Domineck, R-Sr.	19.5
3.	Terry Hampton, *Sr.	10.5
4.	Zach Williams, Sr.	8.5
5.	Eric Gregory, R-Jr.	7.0

#### SACKS

Rank	Player, Class	Sacks
1.	Jordan Domineck, R-Sr.	11.0
2.	Drew Sanders, Jr.	4.0
3.	Zach Williams, Sr.	4.0
4.	Eric Gregory, R-Jr.	3.5
5.	Terry Hampton, *Sr.	2.5
	Isaiah Nichols, R-Sr.	2.5

#### INTERCEPTIONS

Rank	Player, Class	INTs
1.	Jalen Catalon, R-Jr.	5
2.	Hudson Clark, R-Jr.	3
3.	Dwight McGlothorn, Jr.	3
4.	Myles Slusher, Jr.	2
5.	Latvius Brini, *Sr.	1
	Malik Chavis, R-Jr.	1
	Eric Gregory, R-Jr.	1

#### RUSHING

Rank	Player, Class	Yards
1.	KJ Jefferson, R-Jr.	918
2.	Raheim Sanders, So.	851
3.	Dominique Johnson, Jr.	575
4.	Dennis Daniels, R-Sr.	501
5.	AJ Green, So.	288

#### RECEPTIONS

Rank	Player, Class	Receptions/Yards
1.	Jadon Haselwood, R-Jr.	70/808
2.	Trey Knox, Jr.	62/676
3.	Matt Landers, Sr.	39/734
4.	Warren Thompson, R-Jr.	35/557
5.	Hudson Henry, R-Jr.	23/134

### POWER TO THE PORTAL

- Arkansas added nine student-athletes, including six defensive players, from the transfer portal in the offseason:

Player	Previous School(s)
DB Latvius Brini	Georgia
DL Jordan Domineck	Georgia Tech
QB Cade Fortin	South Florida
DL Terry Hampton	Arkansas State
WR Jadon Haselwood	Oklahoma
DL Landon Jackson	LSU
WR Matt Landers	Georgia/Akron
DB Dwight McGlothorn	LSU
LB Drew Sanders	Alabama

- Through two games, five of the six – Brini, Haselwood, Jackson, McGlothorn, Sanders – have played significant roles.
- Haselwood is the Hogs' leading receiver with eight catches for 72 yards and a touchdown. Sanders paces the team in tackles for loss (4.0) and sacks (3.0). McGlothorn boasts a team-best two interceptions.

### TURNED THINGS AROUND


- Sam Pittman is at the helm of one of the most remarkable turnarounds in all of college football.
- Following consecutive two-win campaigns with no SEC victories in 2018 and 2019, the Razorbacks won three games against a conference-only schedule in Pittman's first season.
- Pittman's Razorbacks won nine games in 2021, including all three of the program's trophy games for the first time in history in addition to the Outback Bowl, after totaling just eight wins in the three seasons prior to his return to The Hill.

School	2018	2019	2020	2018-20 Avg.	2021	Win Differential
<b>Arkansas</b>	<b>2</b>	<b>2</b>	<b>3</b>	<b>2.3</b>	<b>9</b>	<b>6.7</b>
Ole Miss	5	4	5	4.7	10	5.3
Georgia	11	12	8	10.3	14	3.7
South Carolina	7	4	2	4.3	7	2.7
Kentucky	10	8	5	7.7	10	2.3
Tennessee	5	8	3	5.3	7	1.7
Mississippi State	8	6	4	6.0	7	1.0
Alabama	14	11	13	12.7	13	0.3
Missouri	8	6	5	6.3	6	-0.3
Texas A&M	9	8	9	8.7	8	-0.7
Vanderbilt	6	3	0	3.0	2	-1.0
Auburn	8	9	6	7.7	6	-1.7
Florida	10	11	8	9.7	6	-3.7
LSU	10	15	5	10.0	6	-4.0

- Arkansas started the 2021 campaign with a 4-0 record, rising to as high as No. 8 in the AP poll – the team's highest ranking since 2011 – and checking in at No. 21 in the final College Football Playoff rankings, tying the Razorbacks' highest-ever ranking from the committee and marking their first time finishing the season in the Top 25 since the CFP's inception in 2014.
- Pittman, who was named the AFCA Region 2 Coach of the Year in 2021, won seven SEC games in his first two years as head coach, the most since Houston Nutt won 10 in his first two years (1998-99) at the helm.



**Dwight McGlothorn** has a team-leading two interceptions through two games this season. Arkansas has picked off an SEC-best 28 passes since the start of the 2020 season.



### THE RAZORBACK DAILY

The Razorback Daily is the official daily podcast of the Arkansas Razorbacks. Hosted by Quinn Grovey and Matt Zimmerman, it is the one-stop shop for everything fans need to know about the Hogs: the biggest stories, exclusive interviews and opinions on the most important news of the day. Find The Razorback Daily anywhere you get your podcasts, or visit [linktr.ee/razorbackdaily](http://linktr.ee/razorbackdaily).





## 2022 HONORS

### PRESEASON ALL-AMERICA

#### Jalen Catalon • R-Jr. • DB

ESPN – First Team  
Phil Steele – First Team  
Associated Press – Second Team  
Athlon Sports – Second Team  
CBS Sports / 247Sports – Second Team  
Sporting News – Second Team  
Sports Illustrated – Second Team  
The Athletic – Second Team  
Pro Football Focus – Third Team

#### Bumper Pool • Sr. • LB

Phil Steele – Second Team  
Athlon Sports – Fourth Team  
Pro Football Focus – Honorable Mention

#### Ricky Stromberg • Sr. • OL

The Athletic – Second Team  
Phil Steele – Fourth Team

### PRESEASON ALL-SEC

#### Reid Bauer • R-Sr. • P

Pro Football Focus – Third Team

#### Jalen Catalon • R-Jr. • DB

CBS Sports – First Team  
Coaches – First Team  
Media – First Team  
Phil Steele – First Team  
Athlon Sports – Second Team  
Pro Football Focus – Second Team

#### Jadon Haselwood • R-Jr. • WR

Phil Steele – Fourth Team

#### KJ Jefferson • R-Jr. • QB

Athlon Sports – Third Team

#### Brady Latham • R-Jr. • OL

CBS Sports – Third Team  
Coaches – Third Team  
Media – Third Team  
Pro Football Focus – Third Team

#### Beaux Limmer • R-Jr. • OL

Pro Football Focus – Second Team  
Athlon Sports – Third Team  
Phil Steele – Fourth Team

#### Cam Little • So. • K

Pro Football Focus – Second Team  
Athlon Sports – Fourth Team  
Phil Steele – Fourth Team

#### Isaiah Nichols • R-Sr. • DL

Phil Steele – Fourth Team

#### Bumper Pool • Sr. • LB

Athlon Sports – First Team  
Coaches – First Team  
Phil Steele – First Team  
Pro Football Focus – First Team  
CBS Sports – Second Team  
Media – Second Team

#### Drew Sanders • Jr. • LB

Athlon Sports – Fourth Team

#### Raheim Sanders • So. • RB

Athlon Sports – Fourth Team

#### Ricky Stromberg • Jr. • OL

Athlon Sports – First Team  
CBS Sports – First Team  
Coaches – First Team  
Media – First Team  
Phil Steele – First Team  
Pro Football Focus – Second Team

#### Dalton Wagner • R-Sr. • OL

Pro Football Focus – Third Team

### WATCH LISTS

#### Reid Bauer • R-Sr. • P

Ray Guy Award

#### Simeon Blair • R-Sr. • DB

Reese's Senior Bowl

#### Latavious Brini • Sr. • DB

Reese's Senior Bowl

#### Jalen Catalon • R-Jr. • DB

Bronko Nagurski Trophy  
Chuck Bednarik Award  
Jim Thorpe Award

#### Dominique Johnson • Jr. • RB

Earl Campbell Tyler Rose Award

#### KJ Jefferson • R-Jr. • QB

Davey O'Brien Award  
Johnny Unitas Golden Arm Award  
Manning Award  
Maxwell Award

#### Trey Knox • Sr. • TE

Reese's Senior Bowl

#### Cam Little • So. • K

Danny Wuerffel Trophy  
Lou Groza Award

#### Sam Pittman • Head Coach

Bobby Dodd Coach of the Year Award

#### Bumper Pool • Sr. • LB

Bronko Nagurski Trophy  
Chuck Bednarik Award  
Dick Butkus Award  
Reese's Senior Bowl  
Vince Lombardi Award

#### Ricky Stromberg • Jr. • OL

Outland Trophy  
Reese's Senior Bowl  
Rimington Trophy

#### Dalton Wagner • R-Sr. • OL

Reese's Senior Bowl

#### Zach Williams • Sr. • DL

Reese's Senior Bowl

### WEEKLY AWARDS

#### Jordan Domineck • R-Sr. • DL

SEC Defensive Lineman of the Week (Week 1)

#### KJ Jefferson • R-Jr. • QB

Davey O'Brien Award Great 8 (Week 1)

#### Bumper Pool • Sr. • LB

SEC Defensive Player of the Week (Week 1)  
Paul Hornung Award Honor Roll (Week 2)

#### Drew Sanders • Jr. • LB

Walter Camp National Defensive Player of the Week (Week 2)  
SEC Defensive Player of the Week (Week 2)  
Bednarik Award Player of the Week (Week 2)

#### Ricky Stromberg • Sr. • OL

SEC Offensive Lineman of the Week (Week 2)

## MISCELLANEOUS OFFENSE STATS

### GAMES WITH A RECEPTION

Player	2018	2019	2020	2021	2022	Career
Rashod Dubinion	--	--	--	--	1	1
AJ Green	--	--	--	5	0	5
Jadon Haselwood	--	6	3	12	2	23
Hudson Henry	--	2	5	3	0	10
Malik Hornsby	--	--	--	0	1	1
Ketron Jackson Jr.	--	--	--	4	1	5
KJ Jefferson	--	1	0	0	0	1
Dominique Johnson	--	--	0	5	0	5
Trey Knox	--	7	5	6	2	20
Matt Landers	0	6	1	7	2	16
Raheim Sanders	--	--	--	6	2	8
Bryce Stephens	--	--	--	1	0	1
Warren Thompson	--	--	--	10	2	12

### 5+ RECEPTIONS

Player	2018	2019	2020	2021	2022	Career
Jadon Haselwood	--	0	0	1	1	2
Hudson Henry	--	0	1	0	0	1
Trey Knox	--	3	0	1	1	5
Matt Landers	0	0	0	2	0	2

### 20+ YARD RECEPTION

Player	2018	2019	2020	2021	2022	Career
Rashod Dubinion	--	--	--	--	1	1
AJ Green	--	--	--	1	0	1
Ketron Jackson Jr.	--	--	--	1	0	1
Dominique Johnson	--	--	0	1	0	1
Trey Knox	--	5	1	0	2	8
Matt Landers	--	--	--	--	1	1
Raheim Sanders	--	--	--	2	0	2
Warren Thompson	--	--	0	4	1	5

### 40+ YARD RECEPTION

Player	2018	2019	2020	2021	2022	Career
AJ Green	--	--	--	--	1	1
Dominique Johnson	--	--	--	0	1	1
Trey Knox	--	--	1	0	0	1
Warren Thompson	--	--	--	0	2	2

### 100 YARDS RECEIVING

Player	2018	2019	2020	2021	2022	Career
Matt Landers	0	0	0	2	0	2

### GAMES WITH A RECEIVING TD

Player	2018	2019	2020	2021	2022	Career
AJ Green	--	--	--	1	0	1
Jadon Haselwood	--	1	0	3	1	5
Hudson Henry	--	--	1	0	0	1
Ketron Jackson Jr.	--	--	--	1	0	1
Dominique Johnson	--	--	0	1	0	1
Trey Knox	--	2	0	1	1	3
Matt Landers	0	1	0	4	0	5
Raheim Sanders	--	--	--	1	0	1
Warren Thompson	--	--	0	2	1	3

### GAMES WITH MULTIPLE RECEIVING TDS

Player	2018	2019	2020	2021	2022	Career
Jadon Haselwood	--	0	0	2	0	2
Trey Knox	--	0	0	0	1	1
Matt Landers	0	0	0	1	0	1

### 10+ YARD RUNS

Player	2018	2019	2020	2021	2022	Career
Reid Bauer	0	0	0	1	0	1
Rashod Dubinion	--	--	--	--	1	1
AJ Green	--	--	--	6	1	7
Malik Hornsby	--	--	0	9	1	10
Javion Hunt	--	--	--	1	0	1
KJ Jefferson	--	3	3	34	4	44
Dominique Johnson	--	--	0	20	0	20
Raheim Sanders	--	--	--	18	8	26

### 20+ YARD RUNS

Player	2018	2019	2020	2021	2022	Career
Reid Bauer	0	0	0	1	0	1
A.J. Green	--	--	--	2	0	2
Malik Hornsby	--	--	0	3	0	3
KJ Jefferson	--	1	0	4	0	5
Dominique Johnson	--	--	0	6	0	6
Raheim Sanders	--	--	--	3	3	6

### 100 YARDS RUSHING

Player	2018	2019	2020	2021	2022	Career
KJ Jefferson	--	0	0	1	0	1
Dominique Johnson	--	--	0	1	0	1
Raheim Sanders	--	--	--	1	2	3

### GAMES WITH A RUSHING TD

Player	2018	2019	2020	2021	2022	Career
Rashod Dubinion	--	--	--	--	1	1
A.J. Green	--	--	--	1	1	2
Malik Hornsby	--	--	0	1	0	1
KJ Jefferson	--	1	2	3	2	8
Dominique Johnson	--	--	0	6	0	6
Raheim Sanders	--	--	--	3	1	4

### GAMES WITH MULTIPLE RUSHING TDS

Player	2018	2019	2020	2021	2022	Career
KJ Jefferson	--	0	0	2	0	2
Dominique Johnson	--	--	0	1	0	1
Raheim Sanders	--	--	--	2	1	3

## MISC. OFFENSE STATS

### CAREER 100-YARD RUSHING GAMES

**Raheim Sanders • So. • RB (3)**

156 - South Carolina, 2022

139 - Ole Miss, 2021

117 - Cincinnati, 2022

**KJ Jefferson • R-Jr. • QB (1)**

110 - Penn State, 2022

**Dominique Johnson • Jr. • RB (1)**

107 - Mississippi State, 2021

### CAREER 100-YARD RECEIVING GAMES

**Matt Landers • Sr. • WR (2)**

\*150 - Eastern Michigan, 2021

\*137 - Middle Tennessee, 2021

\*at Toledo

## ARKANSAS 20+ YARD PLAYS

Yards	Type	Player(s)	Opponent
47	Run	Raheim Sanders	South Carolina
37	Run	Raheim Sanders	Cincinnati
32*	Pass	KJ Jefferson to Trey Knox	Cincinnati
29	Pass	KJ Jefferson to Rashod Dubinion	Cincinnati
24	Run	Raheim Sanders	Cincinnati
23*	Pass	KJ Jefferson to Warren Thompson	South Carolina
22	Pass	KJ Jefferson to Trey Knox	Cincinnati
20	Pass	KJ Jefferson to Matt Landers	Cincinnati

\* touchdown scored on play

## MISC. DEFENSE STATS

### DOUBLE-DIGIT TACKLES

Player	2018	2019	2020	2021	2022	Career
Jalen Catalon	--	--	7	1	0	8
Hudson Clark	--	--	1	0	0	1
Joe Foucha	0	2	1	1	0	4
Bumper Pool	1	3	6	7	1	18
Drew Sanders	--	--	0	0	1	1

### TEAM LEADER IN TACKLES (Ties included)

Player	2018	2019	2020	2021	2022	Career
Jalen Catalon	--	--	1	1	0	2
Hudson Clark	--	--	1	0	0	1
Bumper Pool	0	3	5	7	1	16
Drew Sanders	--	--	--	--	1	1

### GAMES WITH A SACK (Half sacks included)

Player	2018	2019	2020	2021	2022	Career
Simeon Blair	--	--	0	1	0	1
Taurean Carter	--	0	0	1	0	1
Jordan Domineck	0	0	3	5	2	10
Dorian Gerald	--	0	1	0	0	1
Eric Gregory	--	--	3	1	0	4
Landon Jackson	--	--	--	0	1	1
Jayden Johnson	--	--	--	0	1	1
Isaiah Nichols	--	--	1	2	0	3
Chris Paul Jr.	--	--	--	--	1	1
Bumper Pool	0	1	1	0	1	3
Drew Sanders	0	0	0	1	2	3
Myles Slusher	--	--	0	1	0	1
Zach Williams	--	0	1	4	1	6

### MULTIPLE SACKS (1.5 sacks or more)

Player	2019	2020	2021	2022	Career
Dorian Gerald	--	0	1	0	1
Chris Paul	--	--	--	1	1
Drew Sanders	--	0	0	1	1



# HEAD COACH SAM PITTMAN

• Led Arkansas to wins over Texas A&M (Southwest Classic), LSU (Battle for the Golden Boot) and Missouri (Battle Line Rivalry) to capture all three rivalry trophies for the first time in school history in 2021.

• Razorbacks won a bowl game for first time since 2016 and first Jan. 1 bowl since 2000 with Outback Bowl victory.

• Guided Arkansas to eight regular-season wins in 2021, the team's most victories in a regular season since the 2011 campaign.

Sam Pittman, one of the nation's premier recruiters, was named the 34th head coach in Razorback history prior to the 2020 season and has led one of the most remarkable program turnarounds in college football since taking the helm.

Preaching belief, it did not take long for Pittman to make the state proud. After restoring belief in his first season as the head coach, Pittman pushed the program back onto the national scene in just his second year. The Razorbacks won eight games combined in the three seasons prior to Pittman's arrival before winning nine games in 2021, including an Outback Bowl victory over Penn State, for the program's most wins in a decade. Arkansas finished the season ranked No. 21 in the Associated Press Poll and No. 20 in the USA Today Coaches' Poll, ending the season ranked for the first time since 2011.

The Hogs started the 2021 season 4-0 and rose to No. 8 in the Associated Press poll early in the season – the team's highest ranking since 2011 – and later set a program first by being ranked in consecutive College Football Playoff rankings after the Razorbacks beat No. 17 Mississippi State. For the first time in history, the Hogs also captured all three of the program's trophy games, beating No. 7 Texas A&M in the Southwest Classic, winning at LSU to recapture the Golden Boot and topping Missouri in the season finale to earn the Battle Line Rivalry trophy. Pittman and the Razorbacks entered the postseason with eight wins – the most regular season victories at Arkansas since 2011 – before adding a fourth trophy to the case with a 24-10 win over the Nittany Lions in Tampa, Fla. at the Outback Bowl.

Pittman's players have also been in the spotlight over the last two seasons. Linebacker Grant Morgan became the first Razorback in history to win the Burlsworth Trophy – given annually to the nation's best player who started his career as a walk-on – and just the 16th Hog ever to earn Walter Camp Football Foundation All-America honors. Earlier this spring, Treyton Burks became the first Arkansas player to be selected in the first round of the NFL Draft since 2018 when Pittman protégé Frank Ragnow was taken 20th overall. Burks went 16th overall to Tennessee after being named a First-Team All-SEC wide receiver. Montaric Brown earned All-SEC first team honors this past season before being selected by the Jacksonville Jaguars. Burks and Brown were joined by John Ridgeway (Dallas Cowboys) to give Arkansas their most players selected in the NFL Draft since 2019.

Pittman's program has also proven to be strong on the recruiting trail. The Razorbacks have hauled in consecutive Top 30 classes while also finding impact players in the transfer portal. This past fall, freshmen running backs Raheim Sanders and AJ Green along with wide receiver Ketrone Jackson and defensive back Jayden Johnson all made significant contributions with Sanders being one of four Hogs to eclipse 500 yards rushing. The 2021 team also featured five impact players from the transfer portal.

Under the first-year head coach in 2020, Arkansas compiled a 3-7 record against an ultra-challenging SEC-only schedule in a season marred by the COVID-19 pandemic. In week two, the Razorbacks defeated No. 16 Mississippi State on the road, 21-14, snapping a 20-game SEC losing streak and claiming their first win against a ranked team since November 2016. Pittman oversaw immediate change on both sides of the ball with the offense averaging 51 more total yards per game and the defense forcing seven more interceptions than the 2019 team. Linebacker Grant Morgan earned Walter Camp second-team All-America honors, becoming the 16th Razorback in program history to earn the nod from the nation's oldest All-America team. Pittman guided the Razorbacks to their 43rd all-time bowl berth, becoming the fifth coach in school history to lead the team to a bowl in his first season and first since Houston Nutt in 1998 (Florida Citrus Bowl). The 2020 Texas Bowl, however, was canceled due to COVID-19 issues within TCU's program.

Before his return to Fayetteville, Pittman spent four seasons on staff at Georgia, including the 2019 season when he served as associate head coach and offensive line coach for the Bulldogs. He arrived in Athens in 2016 as the offensive line coach as part of Kirby Smart's first staff. In his four seasons with the Bulldogs, Pittman helped Georgia to unprecedented success including three-straight Southeastern Conference Eastern Division titles. Pittman's linemen paved the way for the Bulldogs' rushing attack in 2019 led by D'Andre Swift, who finished fourth in the league with 1,216 yards just ahead of Arkansas' Rakeem Boyd (1,133). Andrew Thomas, Isaiah Wilson and Solomon Kindley led the way up front on Pittman's o-line and later heard their names called in the NFL Draft with Thomas and Wilson going in the first round.

An original member of Bret Bielema's staff at Arkansas in 2013, Pittman helped build the Razorbacks' offensive line into one of the league's best. He quickly made an impact, helping Travis Swanson earn first-team All-America honors and Rimington Trophy finalist honors in 2013. His first two offensive lines at Arkansas led the SEC in sacks allowed per game and his offensive line in 2014 paved the way for two 1,000-yard rushers in Jonathan Williams and Alex Collins. The unit averaged 328.4 pounds per player, making it the largest offensive line in the FBS and NFL that season.


The Oklahoma native has coached at seven different Power 5 schools during his 32 years of coaching, including Oklahoma, Missouri, Kansas, North Carolina and Tennessee. With a wealth of experience, Pittman is widely regarded as one of the nation's best offensive line coaches. He has coached 17 players that have been selected in the NFL Draft since 2013, including first round picks Andrew Thomas (4th in 2020), Isaiah Wilson (29th in 2020), Ragnow (20th in 2018), Isaiah Wynn (23rd overall in 2018), Ja'Wuan James (19th overall in 2014) and Jonathan Cooper (7th overall in 2013).

Overall, Pittman has coached seven offensive linemen that were selected in the first round of the NFL Draft, including Stockar McDougle (20th overall in 2000). Swanson also became the highest drafted Razorback center in school history at the time when he was picked 76th overall in 2014.

Pittman's coaching career began in 1987 as the head coach at Princeton (Mo.) HS. He coached at Hutchinson (Kan.) CC for three seasons, including the final two as the head coach, before getting his first FBS opportunity as Northern Illinois' offensive line coach in 1994. He later returned to NIU to help the Huskies to a pair of division championships and two bowl games and was the first assistant head coach in program history.

Pittman played defensive end at Pittsburg State, where he was a first-team NAIA All-American and twice earned all-conference recognition. He graduated with a bachelor's degree in education in 1986 and was inducted into the PSU Athletics Hall of Fame in 1998. As a senior at Grove High School, Pittman won the state Class 3A shot put title.

He and his wife, Jamie, reside in Fayetteville. Full bio on [arkansasrazorbacks.com](http://arkansasrazorbacks.com).



## COACHING HISTORY

2020-pres.	<b>Arkansas</b> Head Coach
2019	<b>Georgia</b> Associate Head Coach/OL
2016-18	<b>Georgia</b> Offensive Line
2013-15	<b>Arkansas</b> Asst. HC/OL/Recruiting Coord.
2012	<b>Tennessee</b> Offensive Line
2011	<b>North Carolina</b> Associate Head Coach/OL
2007-10	<b>North Carolina</b> Offensive Line
2004-06	<b>Northern Illinois</b> Assistant Head Coach/OL
2003	<b>Northern Illinois</b> Offensive Line
2001	<b>Kansas</b> Offensive Line
2000	<b>Missouri</b> Offensive Line
1999	<b>Western Michigan</b> Assistant Coach
1997-98	<b>Oklahoma</b> Offensive Line
1996	<b>Cincinnati</b> Offensive Tackles/Tight Ends
1994-95	<b>Northern Illinois</b> Offensive Line
1992-93	<b>Hutchinson (Kan.) CC</b> Head Coach
1991	<b>Hutchinson (Kan.) CC</b> Offensive Line
1989-90	<b>Trenton (Mo.) HS</b> Head Coach
1987-88	<b>Princeton (Mo.) HS</b> Head Coach

# GAME 3: MISSOURI STATE

## GAME-BY-GAME BREAKDOWN

	FINAL	SCORE BY QUARTER					FIRST DOWNS					RUSHING			PASSING			OFFENSE		PUNTING	FUMBLES	PENALTY	THIRD	TOTAL
GAME	SCORE	1	2	3	4	OT	RU	PA	PN	TOT	ATT	YDS	TD	C-A-I	YDS	TD	ATT	YDS	NO-NET	AVG	NO-LOST	NO-YDS	DOWNS	TOP
Cincinnati	24	0	0	17	7	-	7	15	2	24	31	111	1	26-43-1	325	2	76	436	4-185-46.2	2-1	10-65	8/16	31:24	
Arkansas	31	7	7	10	7	-	11	11	1	23	45	224	1	18-26-0	223	3	71	447	6-231-38.5	3-1	7-63	8/16	28:36	
S. Carolina	30	3	6	7	14		5	12	5	22	29	295		24-39-1	376	1	68	416	3-65-21.7	5-2	5-41	3-10	25:23	
Arkansas	44	7	14	0	23		20	7	1	28	65	40		18-21-0	162	1	86	457	3-107-35.7	0-0	10-122	9-16	34-37	
Missouri St.																								
Arkansas																								
Arkansas																								
Texas A&M																								
Alabama																								
Arkansas																								
Arkansas																								
Miss. State																								
Arkansas																								
BYU																								
Arkansas																								
Auburn																								
Liberty																								
Arkansas																								
LSU																								
Arkansas																								
Ole Miss																								
Arkansas																								
Arkansas																								
Missouri																								

### AP POLL

As of Sept. 11, 2022

Rank	Team	Record	Points	Previous
1	Georgia (53)	2-0	1,561	2
2	Alabama (9)	2-0	1,496	1
3	Ohio State (1)	2-0	1,475	3
4	Michigan	2-0	1,359	4
5	Clemson	2-0	1,285	5
6	Oklahoma	2-0	1,209	7
7	USC	2-0	1,139	10
8	Oklahoma State	2-0	1,004	11
9	Kentucky	2-0	992	20
10	<b>Arkansas</b>	<b>2-0</b>	<b>938</b>	<b>16</b>
11	Michigan State	2-0	902	14
12	BYU	2-0	880	21
13	Miami (FL)	2-0	772	15
14	Utah	1-1	673	13
15	Tennessee	2-0	658	24
16	North Carolina State	2-0	623	18
17	Baylor	1-1	562	9
18	Florida	1-1	484	12
19	Wake Forest	2-0	449	23
20	Ole Miss	2-0	411	22
21	Texas	1-1	276	NR
22	Penn State	2-0	271	NR
23	Pitt	1-1	160	17
24	Texas A&M	1-1	145	6
25	Oregon	1-1	89	NR

Others receiving votes: Marshall 85, Cincinnati 80, App State 80, Kansas State 77, North Carolina 71, Mississippi State 43, Florida State 42, Oregon State 42, Minnesota 37, Washington State 30, Notre Dame 23, Air Force 19, Texas Tech 17, Wisconsin 7, Auburn 4, Iowa State 4, Purdue 1.

### USA TODAY COACHES POLL

As of Sept. 11, 2022

Rank	Team	Record	Points	Previous
1	Alabama (39)	2-0	1,592	1
2	Georgia (25)	2-0	1,574	2
3	Ohio State (1)	2-0	1,514	4
4	Clemson	2-0	1,387	4
5	Michigan	2-0	1,370	5
6	Oklahoma	2-0	1,253	7
7	Oklahoma State	2-0	1,137	10
8	USC	2-0	1,133	12
9	Michigan State	2-0	1,026	11
10	Kentucky	2-0	901	20
11	<b>Arkansas</b>	<b>2-0</b>	<b>857</b>	<b>17</b>
12	North Carolina State	2-0	816	13
13	Miami (FL)	2-0	805	16
14	BYU	2-0	739	25
15	Utah	1-1	673	15
16	Tennessee	2-0	556	NR
17	Ole Miss	2-0	552	23
18	Wake Forest	2-0	540	21
19	Baylor	1-1	531	8
20	Texas	1-1	306	22
21	Florida	1-1	297	19
22	Texas A&M	1-1	285	6
23	Penn State	2-0	279	NR
24	Oregon	1-1	197	24
25	Pitt	1-1	157	14

Others receiving votes: Florida State 85, Cincinnati 80, App State 50, Air Force 48, Kansas State 46, Wisconsin 43, Marshall 40, Notre Dame 35, Mississippi state 31, Washington State 29, Houston 25, Texas Tech 24, Oregon State 24, Minnesota 23, TCU 18, Auburn 16, North Carolina 10, Syracuse 7.

## GAME-BY-GAME LEADERS

Opponent	Rushes	Rush Yards	Catches	Receiving Yards	Tackles	Tackles For Loss	Sacks
Cincinnati	20, Raheim Sanders	122, Raheim Sanders	6, Trey Knox	75, Trey Knox	13, Bumper Pool	1.5, Zach Williams	1, Sanders/Domineck
South Carolina	24, Raheim Sanders	156, Raheim Sanders	5, Jadon Haselwood	45, Matt Landers	11, Drew Sanders	3.0, Drew Sanders	2, Drew Sanders

DEPTH CHART

OFFENSE

<b>WR</b>	<b>84</b>	<b>Warren Thompson</b>	<b>R-Sr. // 6-3 // 198</b>
	13	Jaedon Wilson	R-Fr. // 6-3 // 175
	81	Quincey McAdoo	Fr. // 6-2 // 192
<b>WR</b>	<b>9</b>	<b>Jadon Haselwood</b>	<b>R-Jr. // 6-3 // 213</b>
	14	Bryce Stephens	R-Fr. // 6-0 // 176
	16	Isaiah Sategna	Fr. // 5-11 // 173
	85	Harper Cole	R-So. // 5-9 // 178
<b>LT</b>	<b>70</b>	<b>Luke Jones</b>	<b>R-Sr. // 6-5 // 327</b>
	72	Andrew Chamblee	Fr. // 6-6 // 303
<b>LG</b>	<b>62</b>	<b>Brady Latham</b>	<b>R-Jr. // 6-5 // 307</b>
	74	Jalen St. John	R-So. // 6-5 // 327
<b>C</b>	<b>51</b>	<b>Ricky Stromberg</b>	<b>Sr. // 6-4 // 313</b>
	75	Patrick Kutas	Fr. // 6-5 // 305
<b>RG</b>	<b>55</b>	<b>Beaux Limmer</b>	<b>R-Jr. // 6-5 // 302</b>
	76	E'Marion Harris	Fr. // 6-7 // 340
<b>RT</b>	<b>78</b>	<b>Dalton Wagner</b>	<b>*R-Sr. // 6-9 // 331</b>
	53	Ty'Kieast Crawford	Jr. // 6-5 // 325
<b>QB</b>	<b>1</b>	<b>KJ Jefferson</b>	<b>R-Jr. // 6-3 // 242</b>
	4	Malik Hornsby	R-So. // 6-2 // 186
<b>RB</b>	<b>5</b>	<b>Raheim Sanders</b>	<b>So. // 6-2 // 227</b>
	0	AJ Green	So. // 5-11 // 208
<b>TE</b>	<b>7</b>	<b>Trey Knox</b>	<b>Sr. // 6-5 // 245</b>
	89	Nathan Bax	R-Sr. // 6-4 // 252
-OR-	82	Hudson Henry	R-Jr. // 6-5 // 254
<b>WR</b>	<b>3</b>	<b>Matt Landers</b>	<b>Sr. // 6-5 // 197</b>
	2	Ketron Jackson Jr.	So. // 6-2 // 203
	17	Sam Mbake	Fr. // 6-3 // 202

DEFENSE

<b>DE</b>	<b>58</b>	<b>Jashaud Stewart</b>	<b>Jr. // 6-2 // 251</b>
	40	Landon Jackson	So. // 6-7 // 274
<b>DT</b>	<b>50</b>	<b>Eric Gregory</b>	<b>R-Jr. // 6-4 // 303</b>
	99	Terry Hampton	*Sr. // 6-1 // 314
<b>DT</b>	<b>33</b>	<b>Isaiah Nichols</b>	<b>R-Sr. // 6-3 // 315</b>
	5	Cam Ball	R-Fr. // 6-5 // 303
<b>DE</b>	<b>56</b>	<b>Zach Williams</b>	<b>Sr. // 6-4 // 261</b>
	14	Jordan Domineck	R-Sr. // 6-3 // 251
<b>WILL</b>	<b>10</b>	<b>Bumper Pool</b>	<b>*Sr. // 6-2 // 232</b>
	36	Jordan Crook	Fr. // 6-0 // 232
	45	Jackson Woodard	R-So. // 6-3 // 231
<b>MIKE</b>	<b>42</b>	<b>Drew Sanders</b>	<b>Jr. // 6-5 // 233</b>
	27	Chris Paul Jr.	R-Fr. // 6-1 // 230
<b>CB</b>	<b>3</b>	<b>Dwight McGlothorn</b>	<b>Jr. // 6-2 // 181</b>
	11	LaDarrius Bishop	R-Sr. // 6-0 // 194
<b>S</b>	<b>7</b>	<b>Latavious Brini</b>	<b>*Sr. // 6-2 // 215</b>
	19	Khari Johnson	Jr. // 6-0 // 192
<b>S</b>	<b>15</b>	<b>Simeon Blair</b>	<b>R-Sr. // 5-10 // 208</b>
	8	Jayden Johnson	So. // 6-2 // 204
<b>CB</b>	<b>17</b>	<b>Hudson Clark</b>	<b>R-Jr. // 6-2 // 182</b>
	4	Malik Chavis	R-Jr. // 6-2 // 192
<b>NB</b>	<b>2</b>	<b>Myles Slusher</b>	<b>Jr. // 6-0 // 194</b>
	18	Trent Gordon	R-Sr. // 5-11 // 188
	6	Jacorrei Turner	R-So. // 6-2 // 206

SPECIAL TEAMS

<b>K</b>	<b>29</b>	<b>Cam Little</b>	<b>So. // 6-2 // 181</b>
<b>KO</b>	<b>19</b>	<b>Jake Bates</b>	<b>*Sr. // 5-10 // 202</b>
<b>P</b>	<b>31</b>	<b>Max Fletcher</b>	<b>Fr. // 6-5 // 178</b>
	30	Reid Bauer	R-Sr. // 5-11 // 206
<b>LS</b>	<b>48</b>	<b>Eli Stein</b>	<b>Fr. // 6-3 // 227</b>
	52	John Oehrlein	R-Jr. // 6-1 // 235
-OR-	46	Francisco Castro	R-Fr. // 6-1 // 217
<b>H</b>	<b>30</b>	<b>Reid Bauer</b>	<b>R-Sr. // 5-11 // 206</b>
<b>KR</b>	<b>0</b>	<b>AJ Green</b>	<b>So. // 5-11 // 208</b>
	6	Rashod Dubinion	Fr. // 5-10 // 211
<b>PR</b>	<b>14</b>	<b>Bryce Stephens</b>	<b>R-Fr. // 6-0 // 176</b>
	85	Harper Cole	R-So. // 5-9 // 178



## GAME 3: MISSOURI STATE

### GAME-BY-GAME OFFENSIVE STARTERS

Opponent	LT	LG	C	RG	RT	TE	TE/WR	QB	RB	WR	WR
Cincinnati	L. Jones	Latham	Stromberg	Limmer	Wagner	Knox	Thompson	Jefferson	R. Sanders	Haselwood	Landers
South Carolina	L. Jones	Latham	Stromberg	Limmer	Wagner	Knox	Thompson	Jefferson	R. Sanders	Haselwood	Landers
Missouri State											
vs. Texas A&M											
Alabama											
at Mississippi State											
at BYU											
at Auburn											
Liberty											
LSU											
Ole Miss											
at Missouri											

### GAME-BY-GAME DEFENSIVE STARTERS

Opponent	DE	DT	DT	DE	WILL	MIKE	CB	S	S	CB	NB	DIME
Cincinnati	Stewart	Gregory	Nichols	Z. Williams	Pool	D. Sanders	McGlothorn	Catalon	Blair	Clark	Slusher	--
South Carolina	Gregory	--	Nichols	Z. Williams	Pool	D. Sanders	McGlothorn	Brini	J. Johnson	Clark	Blair	K. Johnson
Missouri State												
vs. Texas A&M												
Alabama												
at Mississippi State												
at BYU												
at Auburn												
Liberty												
LSU												
Ole Miss												
at Missouri												

### CAREER STARTS

OFFENSE	2022	2021	2020	2019	2018	TOT	CONS	DEFENSE	2022	2021	2020	2019	2018	TOT	CONS
Dalton Wagner, OL, *R-Sr.	2	10	5	12	1	30	7	Bumper Pool, LB, *Sr.	2	1	9	12	4	28	2
Brady Latham, OL, R-Jr.	2	13	10	0	-	25	25	Jalen Catalon, DB, R-Jr.	1	6	9	0	-	16	-
Ricky Stromberg, OL, Sr.	2	13	8	11	-	23	14	Jordan Domineck, DL, R-Sr.	0	8	4	3	0	15	-
Trey Knox, WR, Sr.	2	0	6	11	-	19	2	Isaiah Nichols, DL, R-Sr.	2	4	7	0	-	14	2
Beaux Limmer, OL, R-Jr.	2	11	6	0	-	19	13	Hudson Clark, DB, R-Jr.	2	4	7	-	-	13	4
KJ Jefferson, QB, R-Jr.	2	13	1	1	-	17	15	Latavious Brini, DB, *Sr.	1	11	0	0	0	12	1
Jadon Haselwood, WR, R-Jr.	2	12	0	0	1	14	2	Eric Gregory, DL, R-Jr.	2	3	7	-	-	12	3
Warren Thompson, WR, R-Sr.	2	3	3	0	0	8	3	LaDarius Bishop, DB, R-Sr.	0	9	1	3	-	11	-
Dominique Johnson, RB, Jr.	0	6	0	-	-	7	-	Simeon Blair, DB, R-Sr.	2	7	2	0	-	10	5
Hudson Henry, TE, R-Jr.	0	0	5	-	-	6	-	Myles Slusher, DB, Jr.	1	7	2	-	-	10	-
Matt Landers, WR, Sr.	2	0	0	1	0	3	2	Dwight McGlothorn, DB, Jr.	2	6	0	-	-	8	2
Cade Fortin, QB, R-Sr.	0	2	0	0	0	2	-	Zach Williams, DL, Sr.	2	0	4	0	-	6	2
Luke Jones, OL, R-Sr.	2	0	0	0	0	2	2	Dorian Gerald, DL, *R-Sr.	0	1	1	2	2	5	-
Raheim Sanders, RB, So.	2	0	-	-	-	2	2	Drew Sanders, LB, Jr.	2	3	-	-	-	5	2
								Jayden Johnson, DB, So.	1	3	-	-	-	4	1
								Malik Chavis, DB, R-Jr.	0	2	0	-	-	2	-
								Khari Johnson, DB, Jr.	1	0	1	-	-	2	1
								Taurean Carter, DL, R-Jr.	0	0	1	0	-	1	-
								Jashaud Stewart, DL, Jr.	1	1	0	-	-	1	-

### EXPERIENCE ANALYSIS

The chart to the right shows Arkansas' offensive and defensive starting lineups over the last 15 years with numbers representing total starts by classes and percentages of total starts for the entire season.

Season	G	SR	JR	SO	FR	UpperCI%
2022	2 (2-0)	21 (47.7%)	20 (47.6%)	3 (6.8%)	0 (0.0%)	41 (93.2%)
2021	13 (9-4)	159 (55.6%)	58 (20.3%)	66 (23.1%)	3 (0.1%)	217 (75.9%)
2020	10 (3-7)	70 (31.8%)	50 (22.7%)	45 (20.5%)	55 (25.0%)	120 (54.6%)
2019	12 (2-10)	77 (29.2%)	55 (20.8%)	73 (27.7%)	59 (22.4%)	132 (50.0%)
2018	12 (2-10)	103 (39.2%)	86 (32.7%)	44 (16.7%)	30 (11.4%)	189 (71.2%)
2017	12 (4-8)	66 (25.0%)	108 (40.1%)	65 (24.6%)	25 (9.5%)	174 (65.9%)
2016	13 (7-6)	114 (39.9%)	82 (28.7%)	70 (24.5%)	20 (6.9%)	196 (68.5%)
2015	13 (8-5)	67 (23.4%)	143 (50.0%)	58 (20.3%)	18 (6.3%)	210 (73.4%)
2014	13 (7-6)	92 (32.2%)	72 (25.2%)	89 (31.1%)	33 (11.5%)	164 (57.3%)
2013	12 (3-9)	107 (40.5%)	59 (22.3%)	57 (21.6%)	41 (15.5%)	166 (66.7%)
2012	12 (4-8)	99 (37.5%)	87 (33.0%)	31 (11.7%)	46 (17.4%)	186 (70.5%)
2011	13 (11-2)	110 (38.5%)	97 (33.9%)	65 (22.7%)	14 (4.9%)	207 (72.4%)
2010	13 (10-3)	102 (35.7%)	107 (37.4%)	44 (15.4%)	33 (11.5%)	209 (73.1%)
2009	13 (8-5)	74 (25.9%)	83 (29.0%)	115 (40.2%)	14 (4.9%)	157 (54.9%)
2008	12 (5-7)	58 (22.0%)	64 (24.2%)	65 (24.6%)	77 (29.2%)	112 (46.2%)

## GAME 3: MISSOURI STATE

### ARKANSAS INDIVIDUAL SEASON-HIGHS

Rush Attempts	24	Raheim Sanders vs. South Carolina, 9/10
Yards Rushing	156	Raheim Sanders vs. South Carolina, 9/10
TD Rushes	2	Raheim Sanders vs. South Carolina, 9/10
Long Rush	47	Raheim Sanders vs. South Carolina, 9/10
Pass Attempts	26	KJ Jefferson vs. Cincinnati, 9/3
Pass Completions	18 (2x)	KJ Jefferson vs. South Carolina, 9/10
Yards Passing	223	KJ Jefferson vs. Cincinnati, 9/3
TD Passes	3	KJ Jefferson vs. Cincinnati, 9/3
Long Pass	32	Jefferson to Knox vs. Cincinnati, 9/3
Receptions	6	Trey Knox vs. Cincinnati, 9/3
Yards Receiving	75	Trey Knox vs. Cincinnati, 9/3
TD Receptions	2	Trey Knox vs. Cincinnati, 9/3
Long Reception	32	Trey Knox vs. Cincinnati, 9/3
Field Goals	1	Cam Little vs. Cincinnati, 9/3
Long Field Goal	32	Cam Little vs. Cincinnati, 9/3
Punts	6	Max Fletcher vs. Cincinnati, 9/3
Punting Avg.	38.5	Max Fletcher vs. Cincinnati, 9/3
Long Punt	50	Max Fletcher vs. Cincinnati, 9/3
Punts Inside 20	2	Max Fletcher vs. South Carolina, 9/10
Long Punt Return	13	Bryce Stephens vs. South Carolina, 9/10
Long Kickoff Return	34	Bumper Pool vs. South Carolina, 9/10
Tackles	13	Bumper Pool vs. Cincinnati, 9/3
Sacks	2.0	Drew Sanders vs. South Carolina, 9/10
Tackles For Loss	3.0	Drew Sanders vs. South Carolina, 9/10
Interceptions	1 (2x)	Dwight McGlothern vs. South Carolina, 9/10

### ARKANSAS TEAM GAME-HIGHS

Rushes	65	South Carolina, 9/10
Yards Rushing	295	South Carolina, 9/10
Yards Per Rush	5.0	Cincinnati, 9/3
TD Rushes	5	South Carolina, 9/10
Pass Attempts	26	Cincinnati, 9/3
Pass Completions	18 (2x)	South Carolina, 9/10
Yards Passing	223	Cincinnati, 9/3
Yards Per Pass Comp.	12.4	Cincinnati, 9/3
TD Passes	3	Cincinnati, 9/3
Total Plays	86	South Carolina, 9/10
Total Offense	457	South Carolina, 9/10
Yards Per Play	6.3	Cincinnati, 9/3
Points	44	South Carolina, 9/10
Sacks By	6	South Carolina, 9/10
First Downs	28	South Carolina, 9/10
Penalties	10	South Carolina, 9/10
Penalty Yards	122	South Carolina, 9/10
Turnovers	1	Cincinnati, 9/3
Interceptions By	1 (2x)	South Carolina, 9/10
Punts	6	Cincinnati, 9/3
Punting Avg	38.5	Cincinnati, 9/3
Long Punt	50	Cincinnati, 9/3
Punts inside 20	2	South Carolina, 9/10

### ARKANSAS' LONGEST PLAYS

Rush	47	Raheim Sanders vs. South Carolina, 9/10
Pass	32	Jefferson to Knox vs. Cincinnati, 9/3
Field Goal	32	Cam Little vs. Cincinnati, 9/3
Punt	50	Max Fletcher vs. Cincinnati, 9/3
Punt Return	13	Bryce Stephens vs. South Carolina, 9/10
Kickoff Return	34	Bumper Pool vs. South Carolina, 9/10
Interception Return	51	Dwight McGlothern vs. Cincinnati, 9/3
Fumble Return	2	Jordan Domineck vs. Cincinnati, 9/3

### OPPONENT INDIVIDUAL SEASON-HIGHS

Rush Attempts	12 (2x)	Spencer Rattler vs. South Carolina, 9/10
Yards Rushing	59	Corey Kiner vs. Cincinnati, 9/3
TD Rushes	1 (4x)	M. Lloyd, J. Bell, J McDowell vs. S. Carolina, 9/10
Long Rush	35	Charles McClelland vs. Cincinnati, 9/3
Pass Attempts	42	Ben Bryant vs. Cincinnati, 9/3
Pass Completions	25	Ben Bryant vs. Cincinnati, 9/3
Yards Passing	376	Spencer Rattler vs. South Carolina, 9/10
TD Passes	2	Ben Bryant vs. Cincinnati, 9/3
Long Pass	64	Rattler to Wells Jr. vs. South Carolina, 9/10
Receptions	8	Antwane Wells Jr. vs. South Carolina, 9/10
Yards Receiving	189	Antwane Wells Jr. vs. South Carolina, 9/10
TD Receptions	1 (3x)	Antwane Wells Jr. vs. South Carolina, 9/10
Long Reception	64	Antwane Wells Jr. vs. South Carolina, 9/10
Field Goals	1 (2x)	Mitch Jeter vs. South Carolina, 9/10
Long Field Goal	28	Mitch Jeter vs. South Carolina, 9/10
Punts	4	Mason Fletcher vs. Cincinnati, 9/3
Punting Avg.	46.3	Mason Fletcher vs. Cincinnati, 9/3
Long Punt	54	Mason Fletcher vs. Cincinnati, 9/3
Punts Inside 20	2	Mason Fletcher vs. Cincinnati, 9/3
Long Punt Return	30	Tre Tucker vs. Cincinnati, 9/3
Long Kickoff Return	31	Xavier Legette vs. South Carolina, 9/10
Tackles	12 (2x)	Zacch Pickens vs. South Carolina, 9/10
Sacks	1.0 (4x)	Burch, Strachan vs. South Carolina, 9/10
Tackles For Loss	3.5	Ivan Pace Jr. vs. Cincinnati, 9/3
Interceptions		

### OPPONENT TEAM GAME-HIGHS

Rushes	31	Cincinnati, 9/3
Yards Rushing	113	Cincinnati, 9/3
Yards Per Rush	3.6	Cincinnati, 9/3
TD Rushes	3	South Carolina, 9/10
Pass Attempts	43	Cincinnati, 9/3
Pass Completions	25	Cincinnati, 9/3
Yards Passing	376	South Carolina, 9/10
Yards Per Pass Comp.	16.1	South Carolina, 9/10
TD Passes	2	Cincinnati, 9/3
Total Plays	73	Cincinnati, 9/3
Total Offense	438	Cincinnati, 9/3
Yards Per Play	6.1	South Carolina, 9/10
Points	30	South Carolina, 9/10
Sacks By	2.0 (2x)	South Carolina, 9/10
First Downs	24	Cincinnati, 9/3
Penalties	10	Cincinnati, 9/3
Penalty Yards	65	Cincinnati, 9/3
Turnovers	3	South Carolina, 9/10
Interceptions By		
Punts	4	Cincinnati, 9/3
Punting Avg	46.3	Cincinnati, 9/3
Long Punt	54	Cincinnati, 9/3
Punts inside 20	2	Cincinnati, 9/3

### OPPONENT'S LONGEST PLAYS

Long Rush	35	Charles McLelland vs. Cincinnati, 9/3
Long Pass	64	Rattler to Wells Jr. vs. South Carolina, 9/10
Field Goal	28	Mitch Jeter vs. South Carolina, 9/10
Punt	54	Mason Fletcher vs. Cincinnati, 9/3
Punt Return	30	Tre Tucker vs. Cincinnati, 9/3
Kickoff Return	31	Xavier Legette vs. South Carolina, 9/10
Interception Return		
Fumble Return		

## THE LAST TIME ARKANSAS . . .

### RUSHING

Had 500+ yards rushing	vs. South Carolina, 2007 (542)
Had 400+ yards rushing	at Texas Tech, 2014 (438)
Had 400+ yards rushing in consecutive games	at Texas Tech, 2014 (438)
	vs. Nicholls, 2014 (495)
Had 300+ yards rushing	vs. Penn State, 2022 (353)
Had 300+ yards rushing in consecutive games	at Texas Tech, 2014 (438)
	vs. Nicholls, 2014 (495)
Had 300+ yards rushing in three consecutive games	at Alabama, 2007 (301)
	vs. Kentucky, 2007 (338)
	vs. North Texas, 2007 (446)
Had 300+ yards rushing in four consecutive games	vs. Troy, 2007 (350)
	at Alabama, 2007 (301)
	vs. Kentucky, 2007 (338)
	vs. North Texas, 2007 (446)
Had 250+ yards rushing	vs. South Carolina, 2022 (295)
Had 200+ yards rushing	vs. South Carolina, 2022 (295)
Had 200+ yards in consecutive games	vs. UAPB (291) and vs. Mississippi State (202)
Had 70+ rushing attempts	at Kentucky, 2003 (71)
Had 60+ rushing attempts	at Texas Tech, 2014 (68)
Had 50+ rushing attempts	vs. Penn State, 2022 (58)
Had 7+ rushing TDs	at Texas Tech, 2014 (7)
Had 6+ rushing TDs	vs. UT Martin, 2015 (6)
Had 6+ rushing TDs in consecutive games	vs. Nicholls, 2014 (6)
	at Texas Tech, 2014 (7)
Had 5+ rushing TDs	vs. South Carolina, 2022 (5)
Had 5+ rushing TDs in consecutive games	vs. Nicholls, 2014 (6)
	at Texas Tech, 2014 (7)
Had 4+ rushing TDs	vs. South Carolina, 2022 (5)
Had 4+ rushing TDs in consecutive games	vs. Rice, 2021 (4) and vs. Texas, 2021 (4)
Had 3+ rushing TDs	vs. South Carolina, 2022 (5)
Had 3+ rushing TDs in consecutive games	vs. Missouri, 2021 (3) and Penn State, 2022 (3)
Had 3+ rushing TDs in three straight games	vs. Rice 2021 (4)
	vs. Texas, 2021 (4)
	vs. Georgia Southern, 2021 (3)
Had 2+ players with 100 yards rushing	at Mississippi State, 2016 (Williams III - 205, Whaley - 112)
Had 3+ players with 100 yards rushing	vs. North Texas, 2007 (McFadden - 138, Jones - 132, Barnett - 105)

### PASSING

Had 500+ yards passing	vs. Texas A&M, 2011 (510)
Had 400+ yards passing	vs. Alabama, 2016 (400)
Had 300+ yards passing	at Alabama, 2021 (358)
Had 200+ yards passing	vs. Cincinnati, 2022 (224)
Had 50+ pass attempts	vs. San Jose State, 2019 (50)
Had 40+ pass attempts	vs. Auburn, 2019 (40)
Had 30+ pass attempts	at Alabama, 2021 (31)
Had 30+ pass completions	vs. Mississippi State, 2015 (30)
Had 25+ pass completions	at Ole Miss, 2021 (25)
Had 20+ pass completions	at Alabama, 2021 (23)
Had fewer than 10 pass completions	vs. Texas A&M, 2021 (9)
Had 7+ passing TDs	vs. Mississippi State, 2015 (7)
Had 6+ passing TDs	vs. Mississippi State, 2015 (7)
Had 5+ passing TDs	vs. Mississippi State, 2015 (7)
Had 4+ passing TDs	at Alabama, 2021 (4)
Had 3+ passing TDs	vs. Cincinnati, 2022 (3)
Had 5+ passes intercepted	vs. San Jose State, 2019 (5)
Had 4+ passes intercepted	vs. San Jose State, 2019 (5)
Had 3+ passes intercepted	vs. Georgia, 2020 (3)

### RECEIVING

Had two players with 100 yards receiving	at Ole Miss, 2015 (Morgan - 122, Reed - 105)
Had 10+ different receivers catch a pass	at Ole Miss, 2019 (10)
Had 9+ different receivers catch a pass	at LSU, 2021 (9)
Had 8+ different receivers catch a pass	at Alabama, 2021 (8)
Had multiple players catch 7+ passes in a game	vs. Mississippi State, 2015 (2)
	(Morgan - 7 & Henry - 7)

### COMBINATION OFFENSE

Had one 300-yard passer and one 100-yard rusher in a game	at Ole Miss, 2021
	(Jefferson - 326 pass & Sanders - 139 rush)
Had one 300-yard passer and one 200-yard rusher in a game	at Mississippi State, 2016
	(Allen - 303 pass & Williams III - 205 rush)
Had one 100-yard receiver and one 100-yard rusher in a game	at Ole Miss, 2021
	(Treylon Burks - 136 receiving & Raheim Sanders - 139 rush)
Had one 100-yard receiver and one 100-yard rusher in consecutive games	at Missouri, 2016
	(Hatcher - 106 receiving & Williams III - 117 rush)
Had one 200-yard rusher and one 100-yard receiver in a game	vs. South Carolina, 2006
	(McFadden - 219 rushing & Monk - 192 receiving)
Had one 150-yard rusher and one 150-yard receiver in a game	at Missouri, 2020
	(Trelon Smith - 172 rushing & Treylon Burks - 206 receiving)
Had four different receivers catch a touchdown pass	at Mississippi State, 2015
	(Sprinkle - 3, Henry - 2, Morgan - 1, Cornelius - 1)
Had two 100-yard rushers	at Mississippi State, 2015
	(Williams III - 205 & Whaley - 112)

Had two 100-yard rushers in consecutive games	at Texas Tech, 2014 (Collins - 145 & Williams - 212)
	vs. Nicholls, 2014 (Collins - 143 & Williams - 131)
Had a 200-yard rusher and a 100-yard rusher in a game	at Mississippi State, 2015
	(Williams III - 205 & Whaley - 112)
Had two 150-yard rushers in a game	vs. South Carolina, 2007
	(McFadden - 321 & Jones - 166)
Had three 100-yard rushers in a game	vs. North Texas, 2007
	(McFadden - 138, Jones - 132 & Barnett - 105)
Had two 100-yard receivers in a game	at Ole Miss, 2015
	(Morgan - 122 & Reed - 105)

### TOTAL OFFENSE

Had 700+ yards total offense	vs. North Texas, 2007 (713)
Had 600+ yards total offense	at Alabama, 2021 (671)
Had 550+ yards total offense	at Alabama, 2021 (671)
Had 500+ yards total offense	at Alabama, 2021 (671)
Had 400+ yards total offense	vs. South Carolina, 2022 (457)
Had 500+ yards total offense in consecutive games	at Mississippi State, 2016 (661)
	at Missouri, 2016 (503)
Had 85+ plays total offense	vs. South Carolina, 2022 (86)
Had 80+ plays total offense	vs. South Carolina, 2022 (86)
Had 75+ plays total offense	vs. South Carolina, 2022 (86)

### SCORING

Scored 70+ points	vs. Nicholls, 2014 (73)
Scored 60+ points	vs. UT Martin, 2015 (63)
Scored 50+ points	at Ole Miss, 2021 (51)
Scored 40+ points	vs. South Carolina, 2022 (44)
Scored 30+ points	vs. South Carolina, 2022 (44)
Scored 40+ points in three consecutive games	vs. Auburn, 2015 (54)
	vs. UT Martin, 2015 (63)
	at Ole Miss, 2015 (53)
Scored 30+ points in five consecutive games	vs. Auburn, 2015 (54)
	vs. UT Martin, 2015 (63)
	at Ole Miss, 2015 (53)
	at LSU, 2015 (31)
	vs. Mississippi State, 2015 (50)
Scored 40+ points in a half	vs. UAPB, 2021 (45)
Scored 30+ points in a half	vs. UAPB, 2021 (45)
Scored 35+ points in a quarter	vs. Nicholls, 2014 (35)
Scored 28+ points in a quarter	vs. UAPB, 2021 (2nd-28)
Scored 50+ points in consecutive games	at Ole Miss, 2015 (53)
	vs. UT Martin, 2015 (63)
Scored 50+ points in three consecutive games	vs. Auburn, 2015 (54)
	at Ole Miss, 2015 (53)
	vs. UT Martin, 2015 (63)
Scored 50+ points in consecutive SEC games	vs. Auburn, 2015 (54)
	at Ole Miss, 2015 (53)
Both teams combined for 100+ points	at Ole Miss, 2021 (L, 52-51)
Allowed 60+ points	at Florida, 2020 (63)
Allowed 50+ points	at Ole Miss, 2021 (52)
Allowed 40+ points	at Alabama, 2021 (42)
Allowed 30+ points	vs. South Carolina, 2022 (30)
Was held scoreless	at Georgia, 2021 (37-0)
Was held scoreless at Donald W. Reynolds Razorback Stadium	vs. Alabama, 2012 (52-0)
Was held scoreless on the road	at Georgia, 2021 (37-0)
Was held scoreless at a neutral site	vs. Ole Miss, 1959 (28-0)
Won a game without a rushing TD	at LSU, 2021
Won a game without a passing TD	vs. Penn State, 2022
Won a game in the last 25 seconds of regulation with a TD	vs. Mississippi State, 2021
Won a game in the last 25 seconds of regulation with a field goal	at Ole Miss, 2017
Held opponent scoreless	vs. Tulsa, 2018 (23-0)
Held opponent scoreless at Donald W. Reynolds Razorback Stadium	vs. Tulsa, 2018 (23-0)
Held opponent scoreless on the road	at South Carolina, 2002 (23-0)
Held opponent without a touchdown	vs. UAPB, 2021 (45-3)
Held opponent without an offensive touchdown	vs. UAPB, 2021 (45-3)
Held two opponents scoreless in one season	vs. LSU, 2014 (17-0)
	vs. Ole Miss, 2014 (30-0)
Held three opponents scoreless in one season	vs. Tulsa, 1982 (38-0)
	vs. TCU, 1982 (35-0)
	vs. Texas A&M, 1982 (35-0)
Held an opponent scoreless in consecutive games	vs. LSU, 2014 (17-0)
	vs. Ole Miss, 2014 (30-0)
Held an SEC opponent scoreless	vs. Ole Miss, 2014 (30-0)
Held an SEC opponent scoreless in consecutive games	vs. LSU, 2014 (17-0)
	vs. Ole Miss, 2014 (30-0)
Held two SEC opponents scoreless in one season	vs. LSU, 2014 (17-0)
	vs. Ole Miss, 2014 (30-0)
Scored on the first offensive play of the game	vs. Nicholls, 2014 (Hatcher - 82-yard rush)
Scored on the first offensive series of the game	vs. South Carolina, 2022 (Sanders 1-yd rush)
Scored a two-point conversion passing	at Missouri, 2020 (KJ Jefferson to Mike Woods)
Scored a two-point conversion rushing	vs. Mississippi State, 2021 (Dominique Johnson rush)
Had three players with 2 TDs in a game	vs. Eastern Michigan, 2009 (Green - 2, Davis - 2 & Adams - 2)



## THE LAST TIME ARKANSAS . . .

### DEFENSE

Held opponent to 10 or fewer first downs: . . . vs. Florida A&M, 2017 (9)  
 Held opponent to 0 or fewer yards rushing: . . . vs. Wisconsin, 2007 (-5)  
 Held opponent to 25 or fewer yards rushing: . . . vs. New Mexico State, 2017 (11)  
 Held opponent to 50 or fewer yards rushing: . . . vs. South Carolina, 2022 (40)  
 Held opponent to 50 or fewer yards passing: . . . vs. Vanderbilt, 2010 (36)  
 Held opponent to 100 or fewer yards rushing: . . . vs. South Carolina, 2022 (40)  
 Held opponent to 100 or fewer yards passing: . . . vs. Missouri, 2021 (70)  
 Held opponent to 200 or fewer yards total offense: . . . vs. Florida A&M, 2017 (175)  
 Held opponent to 250 or fewer yards total offense: . . . vs. UAPB, 2021 (223)  
 Held opponent to 300 or fewer yards total offense: . . . vs. UAPB, 2021 (223)  
 Intercepted 6+ passes: . . . vs. Ole Miss, 2020 (6)  
 Intercepted 5+ passes: . . . vs. Ole Miss, 2020 (6)  
 Intercepted 4+ passes: . . . vs. Ole Miss, 2020 (6)  
 Intercepted 3+ passes: . . . vs. Rice, 2021 (3)  
 Forced 7+ turnovers: . . . vs. Ole Miss (7 - 6 INTs, 1 FUM)  
 Forced 6+ turnovers: . . . vs. Ole Miss (7 - 6 INTs, 1 FUM)  
 Forced 5+ turnovers: . . . vs. Ole Miss (7 - 6 INTs, 1 FUM)  
 Forced 4+ turnovers: . . . vs. Ole Miss (7 - 6 INTs, 1 FUM)  
 Scored a safety: . . . vs. South Carolina, 2022  
 Scored a touchdown: . . . vs. Ole Miss, 2020 (Jalen Catalon-INT, Grant Morgan-INT)  
 Scored two touchdowns: . . . vs. Ole Miss, 2020 (Jalen Catalon-INT, Grant Morgan-INT)  
 Recorded 8+ sacks: . . . at Auburn, 2012 (8)  
 Recorded 7+ sacks: . . . at Auburn, 2012 (8)  
 Recorded 6+ sacks: . . . vs. South Carolina, 2022 (6)  
 Recorded 5+ sacks: . . . vs. South Carolina, 2022 (6)  
 Recorded 4+ sacks: . . . vs. South Carolina, 2022 (6)  
 Had 3 players with 10+ tackles: . . . vs. Missouri, 2021  
 . . . Bumper Pool (13), Grant Morgan (10), Hayden Henry (10)  
 Had 3 players with 10+ tackles in consecutive games: . . . vs. Tennessee, 2020  
 . . . Bumper Pool (14), Grant Morgan (12), Jalen Catalon (12)  
 . . . vs. LSU, 2020  
 . . . Grant Morgan (19), Jalen Catalon (16), Bumper Pool (11)

### SPECIAL TEAMS

Returned a punt for a TD: . . . vs. UAPB, 2021 (Parodi - 80 yards)  
 Returned two punts for TDs: . . . vs. Missouri State, 2011 (Adams - 61 yards, 69 yards)  
 Returned a blocked punt for a TD: . . . vs. Eastern Michigan, 2009 (Armbrust - 1 yard)  
 Returned a kickoff for a TD: . . . vs. Auburn, 2017 (Warren - 100)  
 Returned a game-opening kickoff for a TD: . . . vs. Northern Illinois, 2014 (Marshall - 97)  
 Returned a season-opening kickoff for a TD: . . . vs. Missouri State, 2009 (D. Johnson - 91 yards)  
 Returned a blocked FG for a TD: . . . at Mississippi State, 2004 (Brown - 76 yards)  
 Blocked one punt: . . . vs. Texas, 2021 (Jake Yurachek)  
 Punted 10+ times: . . . at Auburn, 2016 (10)  
 Did not punt: . . . vs. Alcorn State, 2016  
 Blocked a field goal: . . . vs. Alcorn State, 2016 (Dan Skipper)  
 Had a punt blocked: . . . at Georgia, 2021 (Dan Jackson)  
 Scored on a fake punt: . . . vs. Texas A&M, 2014 (Sam Irwin-Hill - 51 yard rush)  
 Scored on a fake field goal: . . . at Alabama, 2021 (Reid Bauer 32-yard pass to Blake Kern)  
 Had a field goal blocked: . . . vs. LSU, 2020 (Jay Ward)  
 Blocked a PAT kick: . . . vs. Eastern Illinois, 2018 (Bumper Pool)  
 Missed a kicking PAT: . . . at Missouri, 2020 (A.J. Reed)  
 Had a kicking PAT blocked: . . . at Missouri, 2020 (Chris Turner)

### MISCELLANEOUS

Had 35+ first downs: . . . at Ole Miss, 2021 (39)  
 Had 30+ first downs: . . . at Ole Miss, 2021 (39)  
 Had 25+ first downs: . . . vs. South Carolina, 2022 (28)  
 Had 20+ first downs: . . . vs. South Carolina, 2022 (28)  
 Had 20+ passing first downs: . . . vs. Mississippi State, 2015 (21)  
 Had 20+ rushing first downs: . . . vs. South Carolina, 2022 (20)  
 Had 15+ penalties: . . . vs. Air Force, 1975 (17)  
 Had 10+ penalties: . . . vs. South Carolina, 2022 (10)  
 Had no penalties: . . . at Alabama, 2019  
 Had 100+ yards in penalties: . . . vs. South Carolina, 2022 (122)  
 Had 35 minutes+ of possession time: . . . at Penn State, 2022 (36:13)  
 Was involved in an overtime game: . . . at LSU, 2021 (W, 16-13)  
 Defeated a ranked opponent: . . . vs. No. 23 Cincinnati, 2022 (31-24)  
 Defeated a ranked opponent on the road: . . . at No. 16 Mississippi State, 2020 (21-14)  
 Defeated ranked opponents in consecutive games: . . . at No. 18 Ole Miss, 2015 (53-52, OT)  
 . . . at No. 9 LSU, 2015 (31-14)  
 Won game on final offensive play: . . . at LSU, 2021 (Cam Little 37-yard field goal)  
 Zero sacks allowed in a game: . . . vs. Georgia Southern, 2021  
 Zero sacks allowed in consecutive games: . . . vs. Toledo, 2015  
 . . . vs. Texas Tech, 2015  
 Zero sacks allowed in three consecutive games: . . . vs. UTEP, 2015  
 . . . vs. Toledo, 2015  
 . . . vs. Texas Tech, 2015  
 Came back from 15+ points down to win: . . . at Ole Miss, 2017 (down 24 - won 38-37)  
 Recorded more points than plays: . . . vs. UT Martin, 2015 (63 points, 56 plays)

## THE LAST TIME AN ARKANSAS PLAYER ...

### RUSHING

Rushed 40+ times:	DeCori Birmingham at Kentucky, 2003 (40)
Rushed 35+ times:	Michael Smith at Kentucky, 2008 (35)
Rushed 30+ times:	Alex Collins vs. Missouri, 2015 (30)
Rushed 25+ times:	Trelon Smith at Missouri, 2020 (26)
Rushed for 300+ yards:	Darren McFadden vs. South Carolina, 2007 (321)
Rushed for 250+ yards:	Darren McFadden vs. South Carolina, 2007 (321)
Rushed for 200+ yards:	Rawleigh Williams III at Mississippi State, 2016 (205)
Rushed for 175+ yards:	Rakeem Boyd vs. Western Kentucky, 2019 (185)
Rushed for 150+ yards:	Raheim Sanders vs. South Carolina, 2022 (156)
Rushed for 125+ yards:	Raheim Sanders vs. South Carolina, 2022 (156)
Rushed for 100+ yards:	Raheim Sanders vs. South Carolina, 2022 (156)
Rushed for 100+ yards as a true freshman in his first career game:	Chase Hayden vs. Florida A&M, 2017 (120)
Rushed for 100+ yards (quarterback):	KJ Jefferson vs. Penn State, 2022 (110)
Rushed for 150+ yards in consecutive games:	Alex Collins at Texas Tech, 2015 (170) vs. Texas A&M, 2015 (151) at Tennessee, 2015 (154)
Rushed for 100+ yards in consecutive games:	Raheim Sanders vs. South Carolina, 2022 (156) vs. Cincinnati, 2022 (117)
Rushed for 5+ touchdowns:	Alex Collins vs. UT Martin, 2015 (5)
Rushed for 4+ touchdowns:	Rawleigh Williams III at Mississippi State, 2016 (4)
Rushed for 3+ touchdowns:	KJ Jefferson at Ole Miss, 2021 (3)
Rushed for 3+ touchdowns (quarterback):	KJ Jefferson at Ole Miss, 2021 (3)
Rushed for 2+ touchdowns:	Raheim Sanders vs. South Carolina, 2022 (2)
Had three players rush for touchdowns:	Trelon Smith (1), Dominique Johnson (1), Malik Hornsby (1) vs. Ga. Southern, 2021
Had four players rush for touchdowns:	Sanders (2), Jefferson (1), Green (1), Dubinion (1) vs. S. Carolina, 2022
Had a run of 80+ yards:	Trelon Smith at Florida, 2020 (83)
Had a run of 70+ yards:	Trelon Smith at Florida, 2020 (83)
Had a run of 60+ yards:	Trelon Smith at Florida, 2020 (83)
Had a run of 50+ yards:	Trelon Smith at Florida, 2020 (83)
Had 2 TD runs of 50+ yards:	Rakeem Boyd vs. Western Kentucky, 2019 (86, 76)
Had multiple players with a run of 50+ yards:	Rawleigh Williams III (72) & Dewwah Whaley (50) at Mississippi State, 2016

### PASSING

Passed for 500+ yards:	Tyler Wilson vs. Texas A&M, 2011 (510)
Passed for 450+ yards:	Tyler Wilson vs. Texas A&M, 2011 (510)
Passed for 400+ yards:	Austin Allen vs. Alabama, 2016 (400)
Passed for 350+ yards:	KJ Jefferson vs. Georgia Southern, 2021 (366)
Passed for 300+ yards:	KJ Jefferson at Alabama, 2021 (326)
Passed for 250+ yards:	KJ Jefferson at Alabama, 2021 (326)
Passed for 200+ yards:	KJ Jefferson vs. Cincinnati, 2021 (223)
Attempted 50+ passes:	Nick Starkel vs. San Jose State, 2019 (50)
Attempted 45+ passes:	Nick Starkel vs. San Jose State, 2019 (50)
Attempted 35+ passes:	KJ Jefferson at Ole Miss, 2021 (35)
Attempted 30+ passes:	KJ Jefferson at Alabama, 2021 (30)
Completed 25+ passes:	KJ Jefferson at Ole Miss, 2021 (25)
Completed 20+ passes:	KJ Jefferson at Alabama, 2021 (22)
Threw 5+ touchdown passes:	Brandon Allen at Mississippi State, 2015 (7)
Threw 4+ touchdown passes:	KJ Jefferson vs. UAPB, 2021 (4)
Threw 3+ touchdown passes:	KJ Jefferson vs. Cincinnati, 2022 (3)
Threw 2+ touchdown passes:	KJ Jefferson vs. Cincinnati, 2022 (3)
Threw 2+ touchdown passes in consecutive games:	KJ Jefferson vs. Auburn, 2021 (2) vs. UAPB, 2021 (4)
Threw 5+ interceptions:	Nick Starkel vs. San Jose State, 2019 (5)
Threw 4+ interceptions:	Nick Starkel vs. San Jose State, 2019 (5)
Threw 3+ interceptions:	Nick Starkel at Alabama, 2019 (3)
Completed pass for 90+ yards:	KJ Jefferson vs. Georgia Southern, 2021 (91)
Completed pass for 80+ yards:	KJ Jefferson vs. Texas A&M, 2021 (85)
Completed pass for 70+ yards:	KJ Jefferson vs. Texas A&M, 2021 (85)
Completed pass for 60+ yards:	KJ Jefferson at Alabama, 2021 (66)
Completed pass for 50+ yards:	KJ Jefferson vs. Missouri, 2021 (55)

### RECEIVING

Caught 10+ passes:	Treyton Burks at Missouri, 2020 (10)
Caught 9+ passes:	Treyton Burks vs. Auburn, 2021 (9)
Caught 8+ passes:	Treyton Burks at Alabama, 2021 (8)
Caught 7+ passes:	Treyton Burks vs. Missouri, 2021 (7)
Caught 10+ passes in consecutive games:	Cobi Hamilton vs. Tulsa, 2012 (11) vs. Ole Miss, 2012 (12)
Had 300+ yards receiving:	Cobi Hamilton vs. Rutgers, 2012 (303)
Had 200+ yards receiving:	Treyton Burks at Missouri, 2020 (206)
Had 175+ yards receiving:	Treyton Burks at Alabama, 2021 (179)
Had 150+ yards receiving:	Treyton Burks at Alabama, 2021 (179)
Had 100+ yards receiving:	Treyton Burks vs. Missouri, 2021 (129)
Had 100+ yards receiving in consecutive games:	Treyton Burks at Alabama, 2021 (179) vs. Missouri, 2021 (129)
Had 100+ yards receiving (tight end):	Hunter Henry vs. Mississippi State, 2015 (129)
Caught 3+ TD passes:	Jeremy Sprinkle vs. Mississippi State, 2015 (3)
Caught 2+ TD passes:	Trey Knox vs. Cincinnati, 2022 (2)
Caught 2+ TD passes (tight end):	Trey Knox vs. Cincinnati, 2022 (2)
2+ tight ends caught TD passes:	Hunter Henry (2) & Jeremy Sprinkle (3) vs. Mississippi State, 2015

### TOTAL OFFENSE

Had 450+ yards total offense:	Tyler Wilson vs. Texas A&M, 2011 (481)
Had 400+ yards total offense:	KJ Jefferson at Ole Miss, 2021 (411)
Had 350+ yards total offense:	KJ Jefferson at Ole Miss, 2021 (411)
Had 300+ yards total offense:	KJ Jefferson vs. Penn State, 2022 (308)
Had 100 yards both passing and rushing:	Matt Jones vs. Ole Miss, 2004 (Rushing - 126, Passing - 108)

### SCORING

Accounted for 5+ touchdowns:	KJ Jefferson at Ole Miss, 2021 (6)
Accounted for 4+ touchdowns:	KJ Jefferson vs. Cincinnati, 2022 (4)
Accounted for 3+ touchdowns:	KJ Jefferson vs. Cincinnati, 2022 (4)
Scored 4+ touchdowns:	Rawleigh Williams III at Mississippi State, 2016 (5)
Scored 3+ touchdowns:	Treyton Burks vs. UAPB, 2021 (3)
Scored 2+ touchdowns:	Raheim Sanders vs. South Carolina, 2022 (2)
Multiple players score 2+ touchdowns:	Chase Hayden (2) and Jonathan Nance (2) vs. New Mexico State, 2017

### DEFENSE

Intercepted 3+ passes:	Hudson Clark vs. Ole Miss, 2020 (3)
Intercepted 2+ passes:	Jalen Catalon vs. Rice, 2021 (2)
Intercepted passes in consecutive games:	Jalen Catalon vs. Tennessee, 2020 (1) at Florida, 2020 (1)
Recovered 2+ fumbles:	Chevin Calloway vs. Eastern Illinois, 2018 (2)
Forced 2+ fumbles:	Drew Sanders vs. South Carolina, 2022 (2)
Recorded 5+ sacks:	Wayne Martin vs. Ole Miss, 1988 (5.0)
Recorded 3+ sacks:	Chris Smith vs. Southern Miss, 2013 (3.0-22)
Recorded 2+ sacks:	Drew Sanders vs. South Carolina, 2022 (2.0-12)
Recorded 5+ tackles for loss:	Jermaine Brooks vs. Auburn, 2001 (5-16)
Recorded 3+ tackles for loss:	Drew Sanders vs. South Carolina, 2022 (3.0-14)
Recorded 20+ tackles:	Bumper Pool at Mississippi State, 2020 (20)
Recorded 10+ tackles:	Drew Sanders vs. South Carolina, 2022 (11)
Recorded 10+ tackles in back-to-back games:	Bumper Pool, at Alabama and vs. Missouri, 2021 (11, 13)
Recorded 10+ tackles in three straight games:	Bumper Pool at LSU, 2021 (11) at Alabama, 2021 (11) vs. Missouri, 2021 (13)
Recorded 15+ tackles in back-to-back games:	Grant Morgan at Florida, 2020 (15) vs. LSU, 2019
Recorded 15+ tackles two+ times in one season:	Grant Morgan (2020) at Mississippi State (15) vs. Ole Miss (19) at Florida (15)
Returned an interception for a touchdown:	Jalen Catalon, Grant Morgan vs. Ole Miss, 2020
Returned a fumble for a touchdown:	DeJon Harris (6) vs. Texas A&M, 2019

### SPECIAL TEAMS

Returned a Kickoff for a TD:	De'Vion Warren vs. Auburn, 2017 (100 yards)
Returned a Punt for a TD:	Nathan Parodi vs. UAPB, 2021 (80 yards)
Scored 10+ points kicking:	Cam Little vs. Texas, 2021 (16)
Made 5+ field goals:	Kendall Trainor vs. Texas A&M, 1988 (5)
Made 4+ field goals:	Cam Little vs. Texas, 2021 (4)
Made two field goals of 50+ yards:	Steve Little vs. Oklahoma State, 1976 (53 & 57)
Made one field goal of 50+ yards:	Cam Little vs. Mississippi State, 2021 (51)
Kicked a punt of 70+ yards:	Sam Irwin-Hill vs. South Carolina, 2013 (79)
Kicked a punt of 60+ yards:	Reid Bauer vs. Missouri, 2021 (61)
Punted 10+ times:	Toby Baker at Auburn, 2016 (10)
Totalled 175+ kick return yards:	DeCori Birmingham vs. Alabama, 2002 (197)
Totalled 150+ kick return yards:	Dennis Johnson at Texas, 2008 (150)
Totalled 100+ kick return yards:	Treyton Burks vs. Mississippi State, 2019 (134)
Totalled 50+ punt return yards:	Nathan Parodi vs. UAPB, 2021 (114)

## THE LAST TIME AN OPPONENT ...

### RUSHING

Had 500+ yards rushing:	.....at Auburn, 2016 (543)
Had 400+ yards rushing:	.....Mississippi State, 2019 (460)
Had 300+ yards rushing:	.....Ole Miss, 2021 (324)
Had 200+ yards rushing:	.....Missouri, 2021 (246)
Had 70+ rushing attempts:	.....at Mississippi State, 2010 (70)
Had 60+ rushing attempts:	.....Missouri, 2017 (60)
Had 50+ rushing attempts:	.....Georgia, 2021 (56)
Had 7+ rushing TDs:	.....at Auburn, 2016 (7)
Had 6+ rushing TDs:	.....Alabama, 2020 (6)
Had 5+ rushing TDs:	.....Ole Miss, 2021 (5)
Had 4+ rushing TDs:	.....Ole Miss, 2021 (5)

### PASSING

Had 500+ yards passing:	.....at Alabama, 2021 (559)
Had 400+ yards passing:	.....at Alabama, 2021 (559)
Had 300+ yards passing:	.....South Carolina, 2022 (376)
Had 200+ yards passing:	.....South Carolina, 2022 (376)
Had 60+ pass attempts:	.....at Mississippi State, 2020 (60)
Had 50+ pass attempts:	.....at Mississippi State, 2020 (60)
Had 40+ pass attempts:	.....Cincinnati, 2022 (43)
Had 30+ pass attempts:	.....South Carolina, 2022 (39)
Had 40+ pass completions:	.....at Mississippi State, 2020 (43)
Had 30+ pass completions:	.....at Alabama, 2021 (31)
Had 25+ pass completions:	.....Cincinnati, 2022 (26)
Had 20+ pass completions:	.....South Carolina, 2022 (24)
Had 6+ passing TDs:	.....at Florida, 2020 (6)
Had 5+ passing TDs:	.....at Alabama, 2021 (5)
Had 4+ passing TDs:	.....at Alabama, 2021 (5)
Had 3+ passing TDs:	.....at Alabama, 2021 (5)

### RECEIVING

Had two players with 100-yards receiving in a game:	.....at Alabama, 2021 (Jameson Williams, 190 - John Metchie, 173)
Had 4+ players catch 5+ passes:	.....at Missouri, 2020 (Keke Chism - 6, B. Banister 6, Damon Hazelton - 5, Tauski Dove - 5)
Had 3+ players catch 5+ passes:	.....South Carolina, 2022 (Antwane Wells Jr. - 8, MarShawn Lloyd - 6, Austin Stogner - 5)
Had 10+ players catch a pass:	.....LSU, 2021 (10)
Had 8+ players catch a pass:	.....Cincinnati, 2022 (8)

### TOTAL OFFENSE

Had 700+ yards total offense:	.....at Southern California, 2005 (736)
Had 650+ yards total offense:	.....at Alabama, 2021 (671)
Had 600+ yards total offense:	.....at Alabama, 2021 (671)
Had 550+ yards total offense:	.....at Alabama, 2021 (671)
Had 500+ yards total offense:	.....at Alabama, 2021 (671)
Had 400+ yards total offense:	.....South Carolina, 2022 (416)
Had 100+ plays total offense:	.....at Missouri, 2017 (102)
Had 90+ plays total offense:	.....LSU, 2020 (91)
Had 80+ plays total offense:	.....at Missouri, 2020 (87)
Had 75+ plays total offense:	.....Missouri, 2021 (76)

### SCORING

Scored 70+ points:	.....at Southern California, 2005 (70)
Scored 60+ points:	.....at Florida, 2020 (63)
Scored 50+ points:	.....Ole Miss, 2021 (52)
Scored 40+ points:	.....at Alabama, 2021 (42)
Scored 30+ points:	.....South Carolina, 2022 (30)
Scored a two-point conversion rushing:	.....at Alabama, 2021
Scored a two-point conversion passing:	.....South Carolina, 2022
Failed on a two-point conversion attempt:	.....South Carolina, 2022

### TURNOVERS

Had 5+ fumbles:	.....Eastern Illinois, 2018 (6, lost 5)
Had 4+ fumbles lost:	.....Eastern Illinois, 2018 (5)
Had 3+ fumbles lost:	.....Eastern Illinois, 2018 (5)
Committed 7+ turnovers:	.....Ole Miss, 2020 (7)
Committed 6+ turnovers:	.....Ole Miss, 2020 (7)
Committed 5+ turnovers:	.....Ole Miss, 2020 (7)
Intercepted 8+ Arkansas passes:	.....at SMU, 1951 (8)
Intercepted 7+ Arkansas passes:	.....at SMU, 1951 (8)
Intercepted 6+ Arkansas passes:	.....North Texas, 2018 (6)
Intercepted 5+ Arkansas passes:	.....San Jose State, 2019 (5)
Intercepted 4+ Arkansas passes:	.....San Jose State, 2019 (5)
Intercepted 3+ Arkansas passes:	.....Georgia, 2020 (3)
Returned an interception for a touchdown:	.....Georgia, 2020
Returned a fumble for a touchdown:	.....Auburn, 2021

### DEFENSE

Held Arkansas to 10 or fewer first downs:	.....at Georgia, 2021 (9)
Recorded 9+ sacks:	.....vs. Oklahoma, 2001 (9.0-55)
Recorded 8+ sacks:	.....Alabama, 2020 (8.0-49)
Recorded 7+ sacks:	.....Alabama, 2020 (8.0-49)
Recorded 6+ sacks:	.....Alabama, 2020 (8.0-49)
Scored a safety:	.....Georgia, 2020
Held Arkansas to 50 or fewer yards rushing:	.....LSU, 2018 (16)
Held Arkansas to 25 or fewer yards rushing:	.....LSU, 2018 (16)
Held Arkansas to 100 or fewer yards passing:	.....vs. Penn State, 2022 (98)
Held Arkansas to 50 or fewer yards passing:	.....South Carolina, 2013 (30)
Held Arkansas to 300 or less yards total offense:	.....LSU, 2021 (283)
Held Arkansas to 200 or less yards total offense:	.....Georgia, 2021 (162)
Held Arkansas to 100 or fewer yards both rushing & passing:	.....Georgia, 2021 (Rush - 75, Pass - 87)

### SPECIAL TEAMS

Returned a punt for a TD:	.....Alabama, 2020
Returned a kickoff for a TD:	.....vs. Texas A&M, 2018
Punted 10+ times:	.....Georgia Southern, 2021 (10)
Punted 10+ times in consecutive games:	.....North Texas, 2007 (10)
Did not punt:	.....Chattanooga, 2007 (12)
Missed a kicking PAT:	.....Alabama, 2018
Missed two kicking PATs:	.....South Carolina, 2022
Blocked a field goal:	.....at LSU, 2017
Blocked a punt:	.....LSU, 2020
	.....Georgia, 2021

### MISCELLANEOUS

Had 30+ first downs:	.....at Missouri, 2020 (37)
Had 10+ penalties:	.....Cincinnati, 2022 (10)
Had 100+ yards in penalties:	.....Georgia, 2020 (108)
Had 35+ minutes of possession time:	.....vs. Missouri, 2021 (35:11)
Had 40+ minutes of possession time:	.....vs. LSU, 2020 (41:43)
Had two 100-yard rushers and one 100-yard receiver:	.....at Ole Miss, 2021 (Henry Parish Jr. - 111 rushing, Snoop Conner - 110 rushing & Braylon Sanders - 127 receiving)
Had one 100-yard rusher and one 100-yard receiver:	.....at Ole Miss, 2021 (Henry Parish Jr. - 111 rushing, Snoop Conner - 110 rushing & Braylon Sanders - 127 receiving)
Had one 100-yard rusher and two 100-yard receivers:	.....at Alabama, 2021 (Brian Robinson Jr. - 122 rushing, Jameson Williams - 190 receiving & John Metchie - 173 receiving)



## LAST TIME AN INDIVIDUAL OPPONENT . . .

### INDIVIDUAL RUSHING

Rushed 40+ times:	Tyler Badie (41), Missouri (2021)
Rushed 35+ times:	Tyler Badie (41), Missouri (2021)
Rushed 30+ times:	Tyler Badie (41), Missouri (2021)
Rushed for 200+ yards:	Tyler Badie (219), Missouri (2021)
Rushed for 175+ yards:	Tyler Badie (219), Missouri (2021)
Rushed for 150+ yards:	Tyler Badie (219), Missouri (2021)
Rushed for 125+ yards:	Tyler Badie (219), Missouri (2021)
Rushed for 100+ yards:	Tyler Badie (219), Missouri (2021)
Rushed for 4+ touchdowns:	Nick Fitzgerald (4), Mississippi State (2016)
Rushed for 3+ touchdowns:	Snoop Conner (3), at Ole Miss (2021)
Had a run of 80+ yards:	Justin Tomlin (76), Georgia Southern (2021)
Had a run of 70+ yards:	Justin Tomlin (76), Georgia Southern (2021)
Had a run of 60+ yards:	Isaiah Spiller (67), Texas A&M (2021)
Had a run of 50+ yards:	Snoop Conner (51), at Ole Miss (2021)

### INDIVIDUAL PASSING

Passed for 500+ yards:	Bryce Young (559), at Alabama (2021)
Passed for 450+ yards:	Bryce Young (559), at Alabama (2021)
Passed for 400+ yards:	Bryce Young (559), at Alabama (2021)
Passed for 300+ yards:	Spencer Rattler (376), South Carolina (2022)
Attempted 60+ passes:	Kolton Browning (67), Louisiana-Monroe (2012)
Attempted 50+ passes:	K.J. Costello (59), at Mississippi State (2020)
Attempted 40+ passes:	Ben Bryant (43), Cincinnati (2022)
Completed 40+ passes:	K.J. Costello (43), at Mississippi State (2020)
Completed 30+ passes:	Bryce Young (31), at Alabama (2021)
Completed 20+ passes:	Spencer Rattler (24), South Carolina (2022)
Threw 6+ touchdown passes:	Kyle Trask (6), at Florida (2020)
Threw 5+ touchdown passes:	Bryce Young (5), at Alabama (2021)
Threw 4+ touchdown passes:	Bryce Young (5), at Alabama (2021)
Threw 3+ touchdown passes:	Bryce Young (5), at Alabama (2021)
Completed a pass for 90+ yards:	Trevor Knight (92), Texas A&M (2016)
Completed a pass for 80+ yards:	Kellen Mond (81), Texas A&M (2017)
Completed a pass for 70+ yards:	Bryce Young (79), at Alabama (2021)
Completed a pass for 60+ yards:	Spencer Rattler (64), South Carolina (2022)

### INDIVIDUAL RECEIVING

Caught 15+ passes:	Willie Gosha (17), Auburn (1995)
Caught 10+ passes:	John Metchie (10), at Alabama (2021)
Caught 7+ passes:	Antwane Wells Jr. (8), South Carolina (2022)
Had 200+ yards receiving:	Jamaye Smith (208), Mississippi State (2007)
Had 150+ yards receiving:	Antwane Wells Jr. (189), South Carolina (2022)
Had 100+ yards receiving:	Antwane Wells Jr. (189), South Carolina (2022)
Caught 3+ TD passes:	Jameson Williams (3), at Alabama (2021)
Caught 2+ TD passes:	Jameson Williams (3), at Alabama (2021)

### INDIVIDUAL TOTAL OFFENSE

Had 500+ yards total offense:	Bryce Young (548; Pass - 559, Rush - -11), at Alabama (2021)
Had 400+ yards total offense:	Bryce Young (548; Pass - 559, Rush - -11), at Alabama (2021)
Had 300+ yards total offense:	Ben Bryant (308; Pass - 325, Rush - -17), Cincinnati (2022)
Had 100 yards both passing and rushing:	Jordan Ta'amu (528; Pass - 387, Rush - 141), Ole Miss (2018)

### INDIVIDUAL SCORING

Accounted for 6+ touchdowns:	Kyle Trask, at Florida, 2020 (6)
Accounted for 5+ touchdowns:	Bryce Young, at Alabama, 2021 (5)
Accounted for 4+ touchdowns:	Bryce Young, at Alabama, 2021 (5)
Scored 4+ touchdowns:	Peyton Barber, Auburn, 2015 (4)
Scored 3+ touchdowns:	Jameson Williams, at Alabama, 2021 (3)

### INDIVIDUAL DEFENSE

Intercepted 3+ passes:	Minkah Fitzpatrick (3), Alabama (2016)
Intercepted 2+ passes:	Richard LeCounte (2), Georgia (2020)
Recorded 3+ sacks:	Smith Vilbert (3.0), vs. Penn State (2022)
Recorded 2+ sacks:	Smith Vilbert (3.0), vs. Penn State (2022)

### SPECIAL TEAMS

Kicked 5+ field goals:	Harrison Mevis (5-5), at Missouri (2020)
Kicked four field goals:	Wyatt Bryan (4-4), at Colorado State (2018)
Returned a punt for a TD:	DaVonta Smith, Alabama (2020)
Returned a kick for a TD:	Jashaun Corbin, vs. Texas A&M (2018)

## GAME 3: MISSOURI STATE

### ARKANSAS BIG PLAYS FROM SCRIMMAGE

Opponent	Rushing					Passing				
	10-19	20-29	30-39	40-49	50+	15-19	20-29	30-39	40-49	50+
Cincinnati	6	1	1	0	0	3	3	1	0	0
South Carolina	6	0	0	1	0	2	1	0	0	0
Missouri State										
vs. Texas A&M										
Alabama										
at Mississippi State										
at BYU										
at Auburn										
Liberty										
LSU										
Ole Miss										
at Missouri										
<b>Totals</b>	<b>12</b>	<b>1</b>	<b>1</b>	<b>1</b>	<b>0</b>	<b>5</b>	<b>4</b>	<b>1</b>	<b>0</b>	<b>0</b>

### OPPONENT BIG PLAYS FROM SCRIMMAGE

Opponent	Rushing					Passing				
	10-19	20-29	30-39	40-49	50+	15-19	20-29	30-39	40-49	50+
Cincinnati	2	0	1	0	0	3	3	3	0	0
South Carolina	2	0	0	0	0	4	0	2	1	2
Missouri State										
vs. Texas A&M										
Alabama										
at Mississippi State										
at BYU										
at Auburn										
Liberty										
LSU										
Ole Miss										
at Missouri										
<b>Totals</b>	<b>4</b>	<b>0</b>	<b>1</b>	<b>0</b>	<b>0</b>	<b>7</b>	<b>3</b>	<b>5</b>	<b>1</b>	<b>2</b>

### FIRST DOWN GAME LOG

Arkansas					Opponents				
Opponent	Rush	Pass	Penalty	Total	Opponent	Rush	Pass	Penalty	Total
Cincinnati	11	11	1	23	Cincinnati	7	15	2	24
South Carolina	19	7	1	27	South Carolina	5	12	5	22
Missouri State					Missouri State				
vs. Texas A&M					vs. Texas A&M				
Alabama					Alabama				
at Mississippi State					at Mississippi State				
at BYU					at BYU				
at Auburn					at Auburn				
Liberty					Liberty				
LSU					LSU				
Ole Miss					Ole Miss				
at Missouri					at Missouri				
<b>TOTAL</b>	<b>30</b>	<b>18</b>	<b>2</b>	<b>50</b>	<b>TOTAL</b>	<b>12</b>	<b>27</b>	<b>7</b>	<b>46</b>

### TURNOVER CHART

Takeaways					Giveaways				
Opponent	Fumbles	Interceptions	Total	Pts Off	Fumbles	Interceptions	Total	Points Off	Margin
Cincinnati	1	1	2	14	1	0	1	3	+1
South Carolina	2	1	3	7	0	0	0	0	+3
Missouri State									
vs. Texas A&M									
Alabama									
at Mississippi State									
at BYU									
at Auburn									
Liberty									
LSU									
Ole Miss									
at Missouri									
<b>TOTAL</b>	<b>3</b>	<b>2</b>	<b>5</b>	<b>21</b>	<b>1</b>	<b>0</b>	<b>1</b>	<b>3</b>	<b>+4</b>

# GAME 3: MISSOURI STATE

## DRIVE SUPERLATIVES

### Longest Drive

By No. of Plays

By No. of Yards

By Time of Possession

### Arkansas

13 (63 yards, 5:38) vs. South Carolina, TD

2x 75 (12 plays, 4:04) vs. South Carolina, TD

5:49 (10 plays, 43 yards) vs. Cincinnati, end of game

### Opponents

12 (75 yards, 4:01) vs. Cincinnati, TD

88 yards (8 plays, 2:55) vs. South Carolina, TD

5:59 (11 plays, 59 yards) vs. Cincinnati, INT

### Shortest Drive

By No. of Plays

By No. of Yards

By Time of Possession

### Arkansas

2x 1 (-5 yards, 0:06) vs. South Carolina, end of game

3x -5 yards (1 play, 0:06) vs. South Carolina, end of game

2x 0:06 (1 play, -5 yards) vs. South Carolina, end of game

### Opponents

2x 1 (-10 yards, 0:06) vs. South Carolina, safety

-14 (2 plays, 0:39) vs. Cincinnati, fumble

0:06 (1 play, -10 yards) vs. South Carolina, safety

### Scoring Drive Breakdown

Yardage	ARKANSAS		OPPONENT	
	TD	FG	TD	FG
No drive	-	-	-	-
Neg. Yards	-	-	-	1
0-9	1	-	-	-
10-19	-	-	-	-
20-29	1	-	-	-
30-39	-	-	-	-
40-49	2	-	-	-
50-59	1	-	-	-
60-69	2	1	-	1
70-79	3	-	6	-
80-89	-	-	1	-
90-99	-	-	-	-
<b>TOTALS</b>	<b>10</b>	<b>1</b>	<b>7</b>	<b>2</b>

### Game-Opening Drives

OPP	ARKANSAS			OPPONENTS		
	PTS	1STS	YDS	PTS	1STS	YDS
Cincinnati	0	1	25	0	3	59
S. Carolina	7	5	68	0	1	32
Missouri St.						
vs. Texas A&M						
Alabama						
at Miss. State						
at BYU						
at Auburn						
Liberty						
LSU						
Ole Miss						
at Missouri						
<b>TOTALS</b>	<b>7</b>	<b>6</b>	<b>93</b>	<b>0</b>	<b>4</b>	<b>91</b>

### Second Half-Opening Drives

OPP	ARKANSAS			OPPONENTS		
	PTS	1STS	YDS	PTS	1STS	YDS
Cincinnati	7	4	75	7	5	75
S. Carolina	0	2	23	7	3	88
Missouri St.						
vs. Texas A&M						
Alabama						
at Miss. State						
at BYU						
at Auburn						
Liberty						
LSU						
Ole Miss						
at Missouri						
<b>TOTALS</b>	<b>7</b>	<b>6</b>	<b>98</b>	<b>14</b>	<b>8</b>	<b>163</b>

### Three & Out Drives

	ARKANSAS	OPPONENT
	THREE-&-OUTS/DRIVES	THREE-&-OUTS/DRIVES
Cincinnati	1/13 (7.7%)	2/13 (15.4%)
South Carolina	1/12 (8.3%)	2/13 (15.4%)
Missouri State		
vs. Texas A&M		
Alabama		
at Mississippi State		
at BYU		
at Auburn		
Liberty		
LSU		
Ole Miss		
at Missouri		
<b>TOTALS</b>	<b>2/25 (8.0%)</b>	<b>4/26 (15.4%)</b>

## NEED TO KNOW INFO

Opponent	Captains	Length	Coin Toss	Kick/Receive	Helmet/Jersey/Pants	Attendance	1st Poss.	Opp. 1st Poss.	Result
Cincinnati	Catalon, Jefferson, Pool, Wagner	3:40	CIN	RECEIVE	Cardinal/Cardinal/White	74,751	PUNT	INT	W, 31-24
South Carolina	Blair, Jefferson, Pool, Wagner	3:54	ARK	KICK	Cardinal/Cardinal/White	72,437	TD	PUNT	W, 44-30
Missouri State									
vs. Texas A&M									
Alabama									
at Miss. State									
at BYU									
at Auburn									
Liberty									
LSU									
Ole Miss									
Missouri									



# GAME 3: MISSOURI STATE

## ARKANSAS DRIVE CHARTS

### Cincinnati

Qtr.	Time	Start	Pl-Yds	TOP	Result
1st	15:00	ARK25	4-25	01:48	punt
1st	07:13	CIN29	3-29	00:55	*TOUCHDOWN
1st	04:27	ARK29	3-(-5)	01:36	punt
1st	00:13	ARK20	4-15	01:56	punt
2nd	11:23	ARK03	8-47	03:31	punt
2nd	06:24	ARK32	6-18	02:12	punt
2nd	01:14	ARK30	7-70	00:57	*TOUCHDOWN
3rd	10:59	ARK25	8-75	02:59	*TOUCHDOWN
3rd	06:44	ARK08	1-(-5)	00:06	fumble
3rd	04:44	ARK25	11-61	03:16	*FIELD GOAL
4th	13:30	ARK09	5-15	02:59	punt
4th	09:52	CIN49	2-49	00:26	*TOUCHDOWN
4th	05:49	ARK25	10-43	05:49	end of game

### South Carolina

Qtr.	Time	Start	Pl-Yds	TOP	Result
1st	12:20	ARK37	13-63	05:38	*TOUCHDOWN
1st	03:32	ARK25	12-75	04:04	*TOUCHDOWN
2nd	13:06	ARK39	12-61	04:53	*TOUCHDOWN
2nd	02:56	ARK25	7-43	02:06	missed fg
3rd	15:00	ARK25	8-23	03:14	punt
3rd	08:51	ARK25	5-56	01:57	downs
3rd	05:12	ARK41	14-59	05:17	*TOUCHDOWN
4th	14:06	SC41	5-41	01:57	*TOUCHDOWN
4th	10:57	ARK20	5-19	03:18	punt
4th	06:18	SC09	2-9	00:18	*TOUCHDOWN
4th	03:20	SC44	3-4	01:41	punt
4th	00:06	SC43	1-(-5)	00:06	end of game

## OPPONENT DRIVE CHARTS

### Cincinnati

Qtr.	Time	Start	Pl-Yds	TOP	Result
1st	13:12	CIN15	11-59	05:59	interception
1st	06:18	CIN25	3-(-5)	01:51	punt
1st	02:51	CIN50	7-43	02:38	missed fg
2nd	13:17	CIN25	5-28	01:54	punt
2nd	07:52	CIN20	3-(-3)	01:28	punt
2nd	04:12	CIN20	9-50	02:58	missed fg
2nd	00:17	CIN25	1-12	00:17	end of half
3rd	15:00	CIN25	12-75	04:01	*TOUCHDOWN
3rd	07:52	CIN29	3-71	01:02	*TOUCHDOWN
3rd	06:38	ARK03	4-(-5)	01:54	*FIELD GOAL
3rd	01:28	CIN25	8-30	02:58	punt
4th	10:31	ARK37	2-(-12)	00:39	fumble
4th	09:26	CIN25	9-75	03:37	*TOUCHDOWN

### South Carolina

Qtr.	Time	Start	Pl-Yds	TOP	Result
1st	15:00	SC25	5-17	02:40	punt
1st	06:42	SC25	6-65	03:10	*FIELD GOAL
2nd	14:28	SC25	3-(-10)	01:22	punt
2nd	08:08	SC30	11-70	05:12	*TOUCHDOWN
2nd	00:50	SC32	5-27	00:50	downs
3rd	11:46	SC12	8-88	02:55	*TOUCHDOWN
3rd	06:54	SC19	3-(-2)	01:42	punt
4th	14:55	SC25	2-11	00:49	fumble
4th	12:04	SC31	6-52	01:07	interception
4th	07:39	SC24	3-76	01:14	*TOUCHDOWN
4th	06:00	SC25	10-75	02:39	*TOUCHDOWN
4th	01:39	SC10	1-(-10)	00:06	safety
4th	01:32	SC29	6-14	01:26	fumble

# GAME 3: MISSOURI STATE

## RAZORBACKS BY POSITION

No.	Name	Ht.	Wt.	Cl.	Hometown (Previous School)
<b>QB (5)</b>					
1	KJ Jefferson	6-3	242	R-Jr.	Sardis, Miss. (North Panola HS)
4	Malik Hornsby	6-2	186	R-So.	Missouri City, Texas (Ft. Bend Marshall HS)
10	Cade Fortin	6-3	218	R-Sr.	Suwanee, Ga. (North Gwinnett HS/South Florida)
18	Kade Renfro	6-3	206	R-So.	Stephenville, Texas (Stephenville HS/Ole Miss)
19	Rykar Acebo	6-4	185	Fr.	Jonesboro, Ark. (Jonesboro HS)
<b>RB (7)</b>					
0	AJ Green	5-11	208	So.	Tulsa, Okla. (Union HS)
5	Raheim Sanders	6-2	227	So.	Rockledge, Fla. (Rockledge HS)
6	Rashod Dubinion	5-10	211	Fr.	Ellenwood, Ga. (Cedar Grove HS)
20	Dominique Johnson	6-1	247	Jr.	Crowley, Texas (Crowley HS)
21	Javion Hunt	6-0	196	R-Fr.	Oklahoma City, Okla. (Carl Albert HS)
25	James Joiner	6-0	213	Fr.	Little Rock, Ark. (Parkview HS)
26	Dennis Daniels	5-10	220	R-Sr.	Warren, Ark. (Warren HS/Southern Arkansas)
<b>WR (15)</b>					
2	Ketron Jackson Jr.	6-2	203	So.	Royse City, Texas (Royse City HS)
3	Matt Landers	6-5	197	Sr.	St. Petersburg, Fla. (St. Petersburg HS/Toledo)
9	Jadon Haselwood	6-3	213	R-Jr.	Ellenwood, Ga. (Cedar Grove HS/Oklahoma)
13	Jaedon Wilson	6-3	175	R-Fr.	DeSoto, Texas (DeSoto HS)
14	Bryce Stephens	6-0	176	R-Fr.	Oklahoma City, Okla. (John Marshall HS)
15	Landon Rogers	6-4	197	R-Fr.	Little Rock, Ark. (Parkview HS)
16	Isaiah Sategna	5-11	173	Fr.	Fayetteville, Ark. (Fayetteville HS)
17	Sam Mbake	6-3	202	Fr.	Kennesaw, Ga. (North Cobb HS)
81	Quincey McAdoo	6-2	192	Fr.	Clarendon, Ark. (Clarendon HS)
83	Chris Harris	5-10	187	R-So.	Dumas, Ark. (Dumas HS)
84	Warren Thompson	6-3	198	R-Sr.	Seffner, Fla. (Armwood HS/Florida State)
85	Harper Cole	5-9	178	R-So.	Aurora, Ill. (Waubonsie Valley HS)
86	Kalil Girault	6-0	186	Fr.	Haslet, Texas (Eaton HS)
87	Chase Lowery	6-0	185	R-Fr.	Frisco, Texas (Frisco HS)
88	Kamron Bibby	6-2	180	Fr.	El Dorado, Ark. (El Dorado HS)
<b>TE (8)</b>					
7	Trey Knox	6-5	245	Sr.	Murfreesboro, Tenn. (Blackman HS)
8	Ty Washington	6-4	247	Fr.	Leesburg, Ga. (Lee County HS)
34	Hunter Talley	6-4	210	Fr.	Siloam Springs, Ark. (Siloam Springs HS)
36	Erin Outley	6-4	255	R-Fr.	Little Rock, Ark. (Parkview HS)
42	Zach Lee	6-5	241	R-So.	Bentonville, Ark. (Bentonville HS)
80	Collin Sutherland	6-5	260	R-So.	Flower Mound, Texas (Marcus HS)
82	Hudson Henry	6-5	254	R-Jr.	Little Rock, Ark. (Pulaski Academy)
89	Nathan Bax	6-4	252	R-Sr.	Jefferson City, Mo. (Helias Catholic HS/III. St.)
<b>OL (19)</b>					
50	Cole Carson	6-5	305	R-Fr.	Bogata, Texas (Rivercrest HS)
51	Ricky Stromberg	6-4	313	Sr.	Tulsa, Okla. (Union HS)
53	Ty'Kieast Crawford	6-5	325	Jr.	Carthage, Texas (Carthage HS/Charlotte)
55	Beaux Limmer	6-5	302	R-Jr.	Tyler, Texas (Tyler Lee HS)
56	Marcus Henderson	6-5	303	R-So.	Memphis, Tenn. (Memphis University School)
59	Eli Henderson	6-4	315	Fr.	Duncan, S.C. (Byrnes HS)
62	Brady Latham	6-5	307	R-Jr.	Jenks, Okla. (Jenks HS)
63	Terry Wells	6-5	327	R-Fr.	Parkin, Ark. (Wynne HS)
65	Devon Manuel	6-9	334	R-Fr.	Sunset, La. (Beau Chene HS)
66	Kai Hamilton	6-4	300	Fr.	Hope, Ark. (Hope HS)
67	Josh Street	6-6	310	R-Fr.	Bentonville, Ark. (Bentonville HS)
70	Luke Jones	6-5	327	R-Sr.	Little Rock, Ark. (Pulaski Academy/Notre Dame)
71	Brock Burns	6-4	296	Fr.	Ozark, Ark. (Ozark HS)
72	Andrew Chamblee	6-6	303	Fr.	Maumelle, Ark. (Maumelle HS)
73	Brooks Edmonson	6-4	315	Fr.	Bryant, Ark. (Bryant HS)
74	Jalen St. John	6-5	327	R-So.	St. Louis, Mo. (Trinity Catholic HS)
75	Patrick Kutas	6-5	305	Fr.	Memphis, Tenn. (Christian Brothers HS)
76	E'Marion Harris	6-7	340	Fr.	Little Rock, Ark. (Joe T. Robinson HS)
78	Dalton Wagner	6-9	331	*R-Sr.	Spring Grove, Ill. (Richmond Burton HS)

## RAZORBACKS BY POSITION

No.	Name	Ht.	Wt.	Cl.	Hometown (Previous School)
<b>DB (21)</b>					
1	Jalen Catalon	5-10	201	R-Jr.	Mansfield, Texas (Mansfield Legacy HS)
2	Myles Slusher	6-0	194	Jr.	Broken Arrow, Okla. (Broken Arrow HS)
3	Dwight McGlothorn	6-2	181	Jr.	Houston, Texas (Klein Oak HS/LSU)
4	Malik Chavis	6-2	192	R-Jr.	Rison, Ark. (Rison HS)
6	Jacorrei Turner	6-2	206	R-So.	Atlanta, Ga. (Woodward Academy)
7	Latavious Brini	6-2	215	*Sr.	Miami Gardens, Fla. (Mater Academy Charter/Georgia)
8	Jayden Johnson	6-2	204	So.	Cedartown, Ga. (Cedartown HS)
11	LaDarius Bishop	6-0	194	R-Sr.	Ashdown, Ark. (Ashdown HS)
15	Simeon Blair	5-10	208	R-Sr.	Pine Bluff, Ark. (Pine Bluff HS)
16	Keuan Parker	5-11	178	R-Fr.	Tulsa, Okla. (Booker T. Washington HS)
17	Hudson Clark	6-2	182	R-Jr.	Dallas, Texas (Highland Park HS)
18	Trent Gordon	5-11	188	R-Sr.	Spring, Texas (Manvel HS/Penn State)
19	Khari Johnson	6-0	192	Jr.	Boston, Mass. (Suffield Academy)
20	Zach Zimos	6-4	233	R-Jr.	Sugar Land, Texas (Fort Bend Travis HS)
21	Jaylen Lewis	6-0	175	Fr.	Brownsville, Tenn. (Haywood HS)
22	Anthony Brown	6-0	181	Fr.	Milan, Tenn. (Milan HS)
26	Landon Phipps	6-0	175	Fr.	Springdale, Ark. (Springdale HS)
29	John Paul Pickens	6-0	181	Fr.	Jonesboro, Ark. (Jonesboro HS)
32	Drew Winn	5-11	183	R-Jr.	Pea Ridge, Ark. (Pea Ridge HS/Pittsburg St.)
39	Courtney Snelling	5-11	165	Sr.	Little Rock, Ark. (Joe T. Robinson HS)
49	McKinley Williams	6-1	209	R-Sr.	Sheridan, Ark. (Sheridan HS)
<b>LB (10)</b>					
10	Bumper Pool	6-2	232	*Sr.	Lucas, Texas (Lovejoy HS)
27	Chris Paul Jr.	6-1	230	R-Fr.	Cordele, Ga. (Crisp County HS)
30	Ethan Joseph	6-2	212	Fr.	Alpharetta, Ga. (King's Ridge Christian)
35	Mani Powell	6-3	234	Fr.	Fayetteville, Ark. (Fayetteville HS)
36	Jordan Crook	6-0	232	Fr.	Duncanville, Texas (Duncanville HS)
38	Mason Schueck	6-2	219	Fr.	Little Rock, Ark. (Pulaski Academy)
42	Drew Sanders	6-5	233	Jr.	Denton, Texas (Ryan HS/Alabama)
43	Brooks Both	6-0	231	R-So.	Harrison, Ark. (Harrison HS)
44	Kaden Henley	6-2	225	Fr.	Springdale, Ark. (Shiloh Christian Academy)
45	Jackson Woodard	6-3	231	R-So.	Little Rock, Ark. (LR Christian Academy)
<b>DL (18)</b>					
0	Nico Davillier	6-4	270	Fr.	Maumelle, Ark. (Maumelle HS)
5	Cameron Ball	6-5	303	R-Fr.	Atlanta, Ga. (Tri-Cities HS)
9	Taurean Carter	6-3	294	R-Jr.	Mansfield, Texas (Mansfield Legacy HS)
14	Jordan Domineck	6-3	251	R-Sr.	Lakeland, Fla. (Jenkins HS/Georgia Tech)
23	Dorian Gerald	6-3	256	*R-Sr.	Florence, S.C. (W. Florence HS/Coll. of the Canyons)
33	Isaiah Nichols	6-3	315	R-Sr.	Springdale, Ark. (Springdale HS)
37	Eric Thomas Jr.	6-3	253	Jr.	Pensacola, Fla. (Booker T. Washington HS)
40	Landon Jackson	6-7	274	So.	Texarkana, Texas (Pleasant Grove HS/LSU)
41	Kyle Thompson	6-3	250	Fr.	Aledo, Texas (Aledo HS)
50	Eric Gregory	6-4	303	R-Jr.	Memphis, Tenn. (IMG Academy)
55	JJ Hollingsworth	6-3	246	Fr.	Greenland, Ark. (Greenland HS)
56	Zach Williams	6-4	261	Sr.	Little Rock, Ark. (Joe T. Robinson HS)
58	Jashaud Stewart	6-2	251	Jr.	Jonesboro, Ark. (Jonesboro HS)
90	Marcus Miller	6-5	286	R-Jr.	Warren, Ark. (Warren HS)
91	Randall Dennis Jr.	6-3	300	Fr.	Lawrenceville, Ga. (Archer HS)
94	Jon Hill	6-5	252	R-Fr.	Dumas, Ark. (Dumas HS)
98	Roy Patterson	6-5	253	R-So.	Austin, Texas (Anderson HS)
99	Terry Hampton	6-1	314	*Sr.	El Dorado, Ark. (El Dorado HS/Arkansas State)
<b>Specialists (10)</b>					
19	Jake Bates (K)	5-10	202	*Sr.	Tomball, Texas (Tomball HS/Texas State)
28	Blake Ford (K)	6-1	217	Fr.	Arlington, Texas (Lamar HS)
29	Cam Little (K/P)	6-2	181	So.	Moore, Okla. (Southmoore HS)
30	Reid Bauer (P)	5-11	206	R-Sr.	Magnolia, Texas (Magnolia HS)
31	Max Fletcher (P)	6-5	178	Fr.	Melbourne, Australia (ProKick Australia)
46	Francisco Castro (LS)	6-1	217	R-Fr.	Miami, Fla. (Columbus HS)
48	Eli Stein (LS)	6-3	227	Fr.	Cambridge, Wisc. (Cambridge HS)
52	John Oehrlein (LS)	6-1	235	R-Jr.	Austin, Texas (Westlake HS)
61	Briggs Magee (LS)	6-2	230	Fr.	Georgetown, Texas (Georgetown HS)
94	Patrick Foley (P)	6-3	196	R-Fr.	Omaha, Neb. (Creighton Prep)

## ALPHABETICAL ROSTER

No.	Name	Pos.
19	Rykar Acebo	QB
5	Cameron Ball	DL
19	Jake Bates	K
30	Reid Bauer	P
89	Nathan Bax	TE
88	Kamron Bibby	WR
11	LaDarrius Bishop	DB
15	Simeon Blair	DB
43	Brooks Both	LB
7	Latavious Brini	DB
22	Anthony Brown	DB
71	Brock Burns	OL
50	Cole Carson	OL
9	Taurean Carter	DL
46	Francisco Castro	LS
1	Jalen Catalon	DB
72	Andrew Chamblee	OL
4	Malik Chavis	DB
17	Hudson Clark	DB
85	Harper Cole	WR
53	Ty'Kieast Crawford	OL
36	Jordan Crook	LB
26	Dennis Daniels	RB
0	Nico Davillier	DL
91	Randall Dennis Jr.	DL
14	Jordan Domineck	DL
6	Rashod Dubinion	RB
73	Brooks Edmonson	OL
31	Max Fletcher	P
94	Patrick Foley	P
28	Blake Ford	K
10	Cade Fortin	QB
23	Dorian Gerald	DL
86	Kalil Girault	WR
18	Trent Gordon	DB
0	AJ Green	RB
50	Eric Gregory	DL
66	Kai Hamilton	OL
99	Terry Hampton	DL
83	Chris Harris	WR
76	E'Marion Harris	OL
9	Jadon Haselwood	WR
59	Eli Henderson	OL
56	Marcus Henderson	OL
44	Kaden Henley	LB
82	Hudson Henry	TE
94	Jon Hill	DL
55	JJ Hollingsworth	DL
4	Malik Hornsby	QB
21	Javion Hunt	RB
2	Ketron Jackson Jr.	WR
40	Landon Jackson	DL
1	KJ Jefferson	QB
20	Dominique Johnson	RB
8	Jayden Johnson	DB
19	Khari Johnson	DB
25	James Jointer	RB
70	Luke Jones	OL
30	Ethan Joseph	LB
7	Trey Knox	TE
75	Patrick Kutas	OL
3	Matt Landers	WR
62	Brady Latham	OL
42	Zach Lee	TE
21	Jaylen Lewis	DB
55	Beaux Limmer	OL
29	Cam Little	K/P
87	Chase Lowery	WR

## NUMERICAL ROSTER

No.	Name	Pos.	Ht.	Wt.	Cl.	Exp.	Hometown (Previous School)
0	Nico Davillier	DL	6-4	270	Fr.	HS	Maumelle, Ark. (Maumelle HS)
0	AJ Green	RB	5-11	208	So.	1L	Tulsa, Okla. (Union HS)
1	Jalen Catalon	DB	5-10	201	R-Jr.	2L	Mansfield, Texas (Mansfield Legacy HS)
1	KJ Jefferson	QB	6-3	242	R-Jr.	2L	Sardis, Miss. (North Panola HS)
2	Ketron Jackson Jr.	WR	6-2	203	So.	1L	Royse City, Texas (Royse City HS)
2	Myles Slusher	DB	6-0	194	Jr.	2L	Broken Arrow, Okla. (Broken Arrow HS)
3	Matt Landers	WR	6-5	197	Sr.	TR	St. Petersburg, Fla. (St. Petersburg HS/Toledo)
3	Dwight McGlothorn	DB	6-2	181	Jr.	TR	Houston, Texas (Klein Oak HS/LSU)
4	Malik Chavis	DB	6-2	192	R-Jr.	2L	Rison, Ark. (Rison HS)
4	Malik Hornsby	QB	6-2	186	R-So.	1L	Missouri City, Texas (Ft. Bend Marshall HS)
5	Cameron Ball	DL	6-5	303	R-Fr.	RS	Atlanta, Ga. (Tri-Cities HS)
5	Raheim Sanders	RB	6-2	227	So.	1L	Rockledge, Fla. (Rockledge HS)
6	Rashod Dubinion	RB	5-10	211	Fr.	HS	Ellenwood, Ga. (Cedar Grove HS)
6	Jacorrei Turner	DB	6-2	206	R-So.	1L	Atlanta, Ga. (Woodward Academy)
7	Latavious Brini	DB	6-2	215	*Sr.	TR	Miami Gardens, Fla. (Mater Academy Charter/Georgia)
7	Trey Knox	TE	6-5	245	Sr.	3L	Murfreesboro, Tenn. (Blackman HS)
8	Jayden Johnson	DB	6-2	204	So.	1L	Cedartown, Ga. (Cedartown HS)
8	Ty Washington	TE	6-4	247	Fr.	HS	Leesburg, Ga. (Lee County HS)
9	Taurean Carter	DL	6-3	294	R-Jr.	2L	Mansfield, Texas (Mansfield Legacy HS)
9	Jadon Haselwood	WR	6-3	213	R-Jr.	TR	Ellenwood, Ga. (Cedar Grove HS/Oklahoma)
10	Cade Fortin	QB	6-3	218	R-Sr.	TR	Suwanee, Ga. (North Gwinnett HS/South Florida)
10	Bumper Pool	LB	6-2	232	*Sr.	4L	Lucas, Texas (Lovejoy HS)
11	LaDarrius Bishop	DB	6-0	194	R-Sr.	3L	Ashdown, Ark. (Ashdown HS)
13	Jaedon Wilson	WR	6-3	175	R-Fr.	RS	DeSoto, Texas (DeSoto HS)
14	Jordan Domineck	DL	6-3	251	R-Sr.	TR	Lakeland, Fla. (Jenkins HS/Georgia Tech)
14	Bryce Stephens	WR	6-0	176	R-Fr.	RS	Oklahoma City, Okla. (John Marshall HS)
15	Simeon Blair	DB	5-10	208	R-Sr.	3L	Pine Bluff, Ark. (Pine Bluff HS)
15	Landon Rogers	WR	6-4	197	R-Fr.	RS	Little Rock, Ark. (Parkview HS)
16	Keuan Parker	DB	5-11	178	R-Fr.	RS	Tulsa, Okla. (Booker T. Washington HS)
16	Isaiah Sategna	WR	5-11	173	Fr.	HS	Fayetteville, Ark. (Fayetteville HS)
17	Hudson Clark	DB	6-2	182	R-Jr.	2L	Dallas, Texas (Highland Park HS)
17	Sam Mbake	WR	6-3	202	Fr.	HS	Kennesaw, Ga. (North Cobb HS)
18	Trent Gordon	DB	5-11	188	R-Sr.	1L	Spring, Texas (Manvel HS/Penn State)
18	Kade Renfro	QB	6-3	206	R-So.	SO	Stephenville, Texas (Stephenville HS/Ole Miss)
19	Rykar Acebo	QB	6-4	185	Fr.	HS	Jonesboro, Ark. (Jonesboro HS)
19	Jake Bates	K	5-10	202	*Sr.	TR	Tomball, Texas (Tomball HS/Texas State)
19	Khari Johnson	DB	6-0	192	Jr.	2L	Boston, Mass. (Suffield Academy)
20	Dominique Johnson	RB	6-1	247	Jr.	2L	Crowley, Texas (Crowley HS)
20	Zach Zimos	DB	6-4	233	R-Jr.	2L	Sugar Land, Texas (Fort Bend Travis HS)
21	Javion Hunt	RB	6-0	196	R-Fr.	RS	Oklahoma City, Okla. (Carl Albert HS)
21	Jaylen Lewis	DB	6-0	175	Fr.	HS	Brownsville, Tenn. (Haywood HS)
22	Anthony Brown	DB	6-0	181	Fr.	HS	Milan, Tenn. (Milan HS)
23	Dorian Gerald	DL	6-3	256	*R-Sr.	3L	Florence, S.C. (W. Florence HS/Coll. of the Canyons)
25	James Jointer	RB	6-0	213	Fr.	HS	Little Rock, Ark. (Parkview HS)
26	Dennis Daniels	RB	5-10	220	R-Sr.	TR	Warren, Ark. (Warren HS/Southern Arkansas)
26	Landon Phipps	DB	6-0	175	Fr.	HS	Springdale, Ark. (Springdale HS)
27	Chris Paul Jr.	LB	6-1	230	R-Fr.	RS	Cordele, Ga. (Crisp County HS)
28	Blake Ford	K	6-1	217	Fr.	HS	Arlington, Texas (Lamar HS)
29	Cam Little	K/P	6-2	181	So.	1L	Moore, Okla. (Southmoore HS)
29	John Paul Pickens	DB	6-0	181	Fr.	HS	Jonesboro, Ark. (Jonesboro HS)
30	Reid Bauer	P	5-11	206	R-Sr.	2L	Magnolia, Texas (Magnolia HS)
30	Ethan Joseph	LB	6-2	212	Fr.	HS	Alpharetta, Ga. (King's Ridge Christian)
31	Max Fletcher	P	6-5	178	Fr.	HS	Melbourne, Australia (ProKick Australia)
32	Drew Winn	DB	5-11	183	R-Jr.	TR	Pea Ridge, Ark. (Pea Ridge HS/Pittsburg St.)
33	Isaiah Nichols	DL	6-3	315	R-Sr.	3L	Springdale, Ark. (Springdale HS)
34	Hunter Talley	TE	6-4	210	Fr.	HS	Siloam Springs, Ark. (Siloam Springs HS)
35	Mani Powell	LB	6-3	234	Fr.	HS	Fayetteville, Ark. (Fayetteville HS)
36	Jordan Crook	LB	6-0	232	Fr.	HS	Duncanville, Texas (Duncanville HS)
36	Erin Outley	TE	6-4	255	R-Fr.	RS	Little Rock, Ark. (Parkview HS)
37	Eric Thomas Jr.	DL	6-3	253	Jr.	2L	Pensacola, Fla. (Booker T. Washington HS)
38	Mason Schueck	LB	6-2	219	Fr.	HS	Little Rock, Ark. (Pulaski Academy)
39	Courtney Snelling	DB	5-11	165	Sr.	SO	Little Rock, Ark. (Joe T. Robinson HS)
40	Landon Jackson	DL	6-7	274	So.	TR	Texarkana, Texas (Pleasant Grove HS/LSU)
41	Kyle Thompson	DL	6-3	250	Fr.	HS	Aledo, Texas (Aledo HS)
42	Zach Lee	TE	6-5	241	R-So.	SO	Bentonville, Ark. (Bentonville HS)
42	Drew Sanders	LB	6-5	233	Jr.	TR	Denton, Texas (Ryan HS/Alabama)
43	Brooks Both	LB	6-0	231	R-So.	SO	Harrison, Ark. (Harrison HS)
44	Kaden Henley	LB	6-2	225	Fr.	HS	Springdale, Ark. (Shiloh Christian Academy)



# GAME 3: MISSOURI STATE

## NUMERICAL ROSTER

No.	Name	Pos.	Ht.	Wt.	Cl.	Exp.	Hometown (Previous School)
45	Jackson Woodard	LB	6-3	231	R-So.	1L	Little Rock, Ark. (LR Christian Academy)
46	Francisco Castro	LS	6-1	217	R-Fr.	RS	Miami, Fla. (Columbus HS)
48	Eli Stein	LS	6-3	227	Fr.	HS	Cambridge, Wisc. (Cambridge HS)
49	McKinley Williams	DB	6-1	209	R-Sr.	1L	Sheridan, Ark. (Sheridan HS)
50	Cole Carson	OL	6-5	305	R-Fr.	RS	Bogata, Texas (Rivercrest HS)
50	Eric Gregory	DL	6-4	303	R-Jr.	2L	Memphis, Tenn. (IMG Academy)
51	Ricky Stromberg	OL	6-4	313	Sr.	3L	Tulsa, Okla. (Union HS)
52	John Oehrlein	LS	6-1	235	R-Jr.	SQ	Austin, Texas (Westlake HS)
53	Ty'Kieast Crawford	OL	6-5	325	Jr.	1L	Carthage, Texas (Carthage HS/Charlotte)
55	JJ Hollingsworth	DL	6-3	246	Fr.	HS	Greenland, Ark. (Greenland HS)
55	Beaux Limmer	OL	6-5	302	R-Jr.	2L	Tyler, Texas (Tyler Lee HS)
56	Marcus Henderson	OL	6-5	303	R-So.	1L	Memphis, Tenn. (Memphis University School)
56	Zach Williams	DL	6-4	261	Sr.	3L	Little Rock, Ark. (Joe T. Robinson HS)
58	Jashaud Stewart	DL	6-2	251	Jr.	2L	Jonesboro, Ark. (Jonesboro HS)
59	Eli Henderson	OL	6-4	315	Fr.	HS	Duncan, S.C. (Byrnes HS)
61	Briggs Magee	LS	6-2	230	Fr.	HS	Georgetown, Texas (Georgetown HS)
62	Brady Latham	OL	6-5	307	R-Jr.	2L	Jenks, Okla. (Jenks HS)
63	Terry Wells	OL	6-5	327	R-Fr.	RS	Parkin, Ark. (Wynne HS)
65	Devon Manuel	OL	6-9	334	R-Fr.	RS	Sunset, La. (Beau Chene HS)
66	Kai Hamilton	OL	6-4	300	Fr.	HS	Hope, Ark. (Hope HS)
67	Josh Street	OL	6-6	310	R-Fr.	RS	Bentonville, Ark. (Bentonville HS)
70	Luke Jones	OL	6-5	327	R-Sr.	2L	Little Rock, Ark. (Pulaski Academy/Notre Dame)
71	Brock Burns	OL	6-4	296	Fr.	HS	Ozark, Ark. (Ozark HS)
72	Andrew Chamblee	OL	6-6	303	Fr.	HS	Maumelle, Ark. (Maumelle HS)
73	Brooks Edmonson	OL	6-4	315	Fr.	HS	Bryant, Ark. (Bryant HS)
74	Jalen St. John	OL	6-5	327	R-So.	1L	St. Louis, Mo. (Trinity Catholic HS)
75	Patrick Kutas	OL	6-5	305	Fr.	HS	Memphis, Tenn. (Christian Brothers HS)
76	E'Marion Harris	OL	6-7	340	Fr.	HS	Little Rock, Ark. (Joe T. Robinson HS)
78	Dalton Wagner	OL	6-9	331	*R-Sr.	4L	Spring Grove, Ill. (Richmond Burton HS)
80	Collin Sutherland	TE	6-5	260	R-So.	SQ	Flower Mound, Texas (Marcus HS)
81	Quincey McAdoo	WR	6-2	192	Fr.	HS	Clarendon, Ark. (Clarendon HS)
82	Hudson Henry	TE	6-5	254	R-Jr.	2L	Little Rock, Ark. (Pulaski Academy)
83	Chris Harris	WR	5-10	187	R-So.	SQ	Dumas, Ark. (Dumas HS)
84	Warren Thompson	WR	6-3	198	R-Sr.	1L	Seffner, Fla. (Armwood HS/Florida State)
85	Harper Cole	WR	5-9	178	R-So.	1L	Aurora, Ill. (Waubonsie Valley HS)
86	Kalil Girault	WR	6-0	186	Fr.	HS	Haslet, Texas (Eaton HS)
87	Chase Lowery	WR	6-0	185	R-Fr.	RS	Frisco, Texas (Frisco HS)
88	Kamron Bibby	WR	6-2	180	Fr.	HS	El Dorado, Ark. (El Dorado HS)
89	Nathan Bax	TE	6-4	252	R-Sr.	2L	Jefferson City, Mo. (Helias Catholic HS/III. St.)
90	Marcus Miller	DL	6-5	286	R-Jr.	2L	Warren, Ark. (Warren HS)
91	Randall Dennis Jr.	DL	6-3	300	Fr.	HS	Lawrenceville, Ga. (Archer HS)
94	Patrick Foley	P	6-3	196	R-Fr.	RS	Omaha, Neb. (Creighton Prep)
94	Jon Hill	DL	6-5	252	R-Fr.	RS	Dumas, Ark. (Dumas HS)
98	Roy Patterson	DL	6-5	253	R-So.	HS	Austin, Texas (Anderson HS)
99	Terry Hampton	DL	6-1	314	*Sr.	TR	El Dorado, Ark. (El Dorado HS/Arkansas State)

Roster by Class: Senior - 23 | Junior - 22 | Sophomore - 17 | Freshman - 51

## FOOTBALL STAFF

### Coaching Staff

Sam Pittman   Head Coach	3rd Season
Barry Odom   Assoc. Head Coach/DC/Safeties	3rd Season
Scott Fountain   Asst. HC/Special Teams Coord.	3rd Season
Kendal Briles   Offensive Coordinator/QBs	3rd Season
Deke Adams   Defensive Line	1st Season
Dominique Bowman   Cornerbacks	1st Season
Kenny Guiton   Wide Receivers	2nd Season
Cody Kennedy   Offensive Line	2nd Season
Dowell Loggains   Tight Ends	2nd Season
Michael Scherer   Linebackers	3rd Season
Jimmy Smith   Running Backs	3rd Season

### Graduate Assistants

Ian Brewer   Video	2nd Season
Jonathan Ceh   Operations	1st Season
Sean Fogarty   Offense	1st Season
Jalen Harris   Special Teams	1st Season
Mason Hutchins   Defense	1st Season
Keith Jones   Defense	1st Season

### Quality Control/Analyst

Michael Anthony   Offense	3rd Season
Mark Cala   Offense	3rd Season
Kelvin Green   Defense	1st Season
Chris Hurd   Special Teams	1st Season
Nick Mathews   Defense	1st Season
Jake Trump   Defense	3rd Season
De'Vion Warren   Offense	1st Season

### Support Staff

Patrick Doherty   Football Operations	3rd Season
Amanda Gilpin   Asst. Football Operations	3rd Season
Jamil Walker   Strength & Conditioning	3rd Season
Ed Ellis   Assoc. Strength & Conditioning	3rd Season
Dave Polanski   Athletic Training	5th Season
Dalton Withrow   Equipment	2nd Season
Butler Benton   Recruiting/Player Personnel	2nd Season
Fernando Velasco   Player Development	3rd Season
Jacob Tepp   Video	2nd Season

## ALPHABETICAL ROSTER

No.	Name	Pos.
61	Brooks Magee	LS
65	Devon Manuel	OL
17	Sam Mbake	WR
81	Quincey McAdoo	WR
3	Dwight McGlothern	DB
90	Marcus Miller	DL
33	Isaiah Nichols	DL
52	John Oehrlein	OL
36	Erin Outley	TE
16	Keuan Parker	DB
98	Roy Patterson	DL
27	Chris Paul Jr.	LB
26	Landon Phipps	DB
29	John Paul Pickens	DB
10	Bumper Pool	LB
35	Mani Powell	LB
18	Austin Renfro	QB
15	Landon Rogers	TE
42	Drew Sanders	LB
5	Raheim Sanders	RB
16	Isaiah Sategna	WR
38	Mason Schueck	LB
2	Myles Slusher	DB
39	Courtney Snelling	DB
74	Jalen St. John	OL
48	Eli Stein	LS
14	Bryce Stephens	WR
58	Jashaud Stewart	DL
67	Josh Street	OL
51	Ricky Stromberg	OL
80	Collin Sutherland	TE
34	Hunter Talley	TE
37	Eric Thomas Jr.	DL
41	Kyle Thompson	DL
84	Warren Thompson	WR
6	Jacorrei Turner	LB
78	Dalton Wagner	OL
8	Ty Washington	TE
63	Terry Wells	OL
49	McKinley Williams	DB
56	Zach Williams	DL
13	Jaedon Wilson	WR
32	Drew Winn	DB
45	Jackson Woodard	LB
20	Zach Zimos	DB

## PRONUNCIATIONS

Latavious Brini	bree-nee
Taurean Carter	tore-ee-an
Andrew Chamblee	cham-blee
Malik Chavis	ma-leek chav-iss
Ty'Kieast Crawford	ty-KEAST
Nico Davillier	dava-YAY
E'Marion Harris	eh-mary-ON
Jadon Haselwood	hazel-wood
Malik Hornsby	ma-leek
Ketron Jackson Jr.	KEE-tron
Khari Johnson	kah-REE
Patrick Kutas	koo-tas
Sam Mbake	bah-KAY
Keuan Parker	kee-wahn
Mani Powell	manny
Isaiah Sategna	suh-TANE-ya
Jashaud Stewart	ja-shawd
Zach Zimos	ZIE-mus

## GAME 3: MISSOURI STATE



**AJ GREEN**

**0**

**Running Back | 5-11 | 208 | Sophomore**  
**Tulsa, Okla. | Union HS**



**KJ JEFFERSON**

**1**

**Quarterback | 6-3 | 242 | R-Junior**  
**Sardis, Miss. | North Panola HS**

### QUICK HITS

- Totaled 227 yards and one touchdown on 47 rushing attempts, averaging 4.8 yards per carry during freshman campaign.
- Hauled in seven passes for 84 yards and a touchdown, averaging 12.0 yards per catch as a freshman.
- Hauled in seven passes for 84 yards and a touchdown, averaging 12.0 yards per catch as a freshman.
- Made his collegiate debut against Texas on Sept. 11, 2021, rushing for a career-high 67 yards and a touchdown on seven attempts.

### CAREER STATS

	GP/GS	RUSHING				RECEIVING					
		ATT	YDS	AVG	TD	LNG	REC	YDS	AVG	TD	LNG
2021	12/0	47	227	18.9	1	30	7	84	12.0	1	48
2022	2/0	12	61	30.5	1	14	-	-	-	-	-
<b>TOTAL</b>	<b>14/0</b>	<b>59</b>	<b>288</b>	<b>20.6</b>	<b>2</b>	<b>30</b>	<b>7</b>	<b>84</b>	<b>12.0</b>	<b>1</b>	<b>48</b>

	GP/GS	RUSHING				RECEIVING					
		ATT	YDS	AVG	TD	LNG	REC	YDS	AVG	TD	LNG
Cincinnati	1/0	3	18	6.0	0	6	0	0	0	0	0
South Carolina	1/0	9	43	4.8	1	14	0	0	0	0	0
Missouri State											
Texas A&M											
Alabama											
at Mississippi State											
at BYU											
at Auburn											
Liberty											
LSU											
Ole Miss											
at Missouri											

### SEASON HIGHS

Rushes	9 vs. South Carolina, (9/10/22)
Rushing Yards	43 vs. South Carolina (9/10/22)
Rushing Touchdowns	1 vs. South Carolina (9/10/22)
Long Rush	14 vs. South Carolina (9/10/22)
100-Yard Games	
Receptions	
Receiving Yards	
Receiving Touchdowns	
Long Reception	

### CAREER HIGHS

Rushes	9 vs. South Carolina, (9/10/22)
Rushing Yards	67 vs. Texas (9/11/22)
Rushing Touchdowns	1, 2x, last vs. South Carolina (9/10/22)
Long Rush	48 vs. Texas (9/11/22)
100-Yard Games	
Receptions	2 (2x) at Alabama (11/20/22)
Receiving Yards	48 vs. Texas A&M (9/25/22)
Receiving Touchdowns	1 vs. Texas A&M (9/25/22)
Long Reception	48 vs. Texas A&M (9/25/22)

### QUICK HITS

- Completed 85.7 percent of his passes against South Carolina, which ranks second in school history (min. 20 pass attempts).
- Recorded his third career game with at least one rushing touchdown and at least two passing touchdowns in win over Cincinnati.
- Owns the highest single-season completion percentage in school history when attempting at least 250 passes.
- Accounted for six TDs (3 throwing, 3 rushing) at Ole Miss (2021), second-most in program history.
- 1 of 2 returning FBS quarterbacks, joining Louisville's Malik Cunningham, to lead their teams in both passing and rushing in 2021.
- Against Miss. State (Nov. 6, 2021), completed a career-high 82.6% of passes, the third-highest single-game completion percentage in school history (minimum of 20 attempts).
- Totaled three games in 2021 of 300+ passing yards and at least 3 TD passes, first Arkansas QB to do so since Brandon Allen in 2015.
- Became one of only six SEC signal-callers since 2000 to have thrown for 3+ touchdowns and rushed for 3+ scores in a game as he did against Ole Miss on Oct. 9, 2021, joining Texas A&M QB Johnny Manziel, Mississippi State QB Dak Prescott, Ole Miss QB Chad Kelly, LSU QB Joe Burrow and Ole Miss QB Matt Corral.

### CAREER STATS

	GP/GS	PASSING							RUSHING				
		COMP	ATT	PCT	YDS	TD	INT	LNG	ATT	YDS	AVG	TD	LNG
2019	3/1	14	31	45.2	197	0	1	38	30	58	1.9	2	21
2020	5/1	20	41	48.8	295	3	0	68	28	67	2.4	2	19
2021	13/13	198	294	67.3	2676	21	4	91	146	664	51.1	6	49
2022	2/2	36	47	76.6	385	4	0	32	37	129	64.5	2	16
<b>TOTAL</b>	<b>22/16</b>	<b>250</b>	<b>392</b>	<b>63.8</b>	<b>3391</b>	<b>27</b>	<b>5</b>	<b>91</b>	<b>222</b>	<b>851</b>	<b>38.7</b>	<b>11</b>	<b>49</b>

### GAME-BY-GAME STATS

	GP/GS	PASSING							RUSHING				
		COMP	ATT	PCT	YDS	TD	INT	LNG	ATT	YDS	AVG	TD	LNG
Cincinnati	1/1	18	26	68.2	223	3	0	32	18	62	62.0	1	16
South Carolina	1/1	18	21	85.7	162	1	0	23	19	67	64.5	1	11
Missouri State													
Texas A&M													
Alabama													
at Mississippi State													
at BYU													
at Auburn													
Liberty													
LSU													
Ole Miss													
at Missouri													

### SEASON HIGHS

Pass Attempts	26 vs. Cincinnati (9/3/22)
Completions	18, 2x, last vs. South Carolina (9/10/22)
Pass Yards	223 vs. Cincinnati (9/3/22)
Pass TDs	3 vs. Cincinnati (9/3/22)
Long Pass	32 vs. Cincinnati (9/3/22)
Completion %	85.7% vs. South Carolina (9/10/22)
Rushes	19 vs. South Carolina (9/10/22)
Rush Yards	67 vs. South Carolina (9/10/22)
Rush TDs	1, 2x, last vs. South Carolina (9/10/22)
Long Rush	16 vs. Cincinnati (9/3/22)

### CAREER HIGHS

Pass Attempts	35 (2x) last vs. Auburn (10/16/21)
Completions	25 at Ole Miss (10/9/21)
Pass Yards	366 vs. Georgia Southern (9/18/21)
Pass TDs	4 vs. UAPB (10/23/21)
Long Pass	91 vs. Georgia Southern (9/18/21)
Completion %	85.7% vs. South Carolina (9/10/22)
Rushes	20 (2x) vs. Penn State (1/1/22)
Rush Yards	110 vs. Penn State (1/1/22)
Rush TDs	3 at Ole Miss (10/9/21)
Long Rush	49 vs. Missouri (11/26/21)

## GAME 3: MISSOURI STATE



### MYLES SLUSER

2

Defensive Back | 6-0 | 194 | Junior  
Broken Arrow, Okla. | Broken Arrow HS

#### QUICK HITS

- Racked up three solo stops in first start of the 2022 season vs. Cincinnati.
- Played in 11 games with seven starts in 2021.
- Finished tied for second on the team in interceptions with two in 2021.
- Registered a career-high 10 tackles in the 2021 regular season finale against Missouri.
- As a freshman in 2020, tied for the team-lead with two fumble recoveries.
- Rated a four-star prospect by 247Sports, Rivals and ESPN and the No. 5 safety in the country by 247Sports.

#### CAREER STATS

	GP/GS	UA	A	TOT	TFL-YDS	SCK-YDS	FF	FR-YDS	INT-YDS	QBH	BRUP
2020	6/1	9	6	15	1.0-1	0.0-0	1	2-7	0-0	0	0
2021	11/7	33	17	50	3.0-3	0.5-8	0	0-0	2-11	2	4
2022	1/1	3	0	3	1.0-1	0.0-0	0	0-0	0-0	0	0
<b>TOTAL</b>	<b>18/10</b>	<b>45</b>	<b>23</b>	<b>68</b>	<b>5.0-5</b>	<b>0.5-8</b>	<b>1/2</b>	<b>2-7</b>	<b>2-11</b>	<b>2</b>	<b>4</b>

#### GAME-BY-GAME STATS

	GP/GS	UA	A	TOT	TFL-YDS	SCK-YDS	FF	FR-YDS	INT-YDS	QBH	BRUP
Cincinnati	1/1	3	0	3	1.0-1	0-0	0	0-0	0-0	0	0
South Carolina	--	--	--	--	--	--	--	--	--	--	--
Missouri State											
Texas A&M											
Alabama											
at Mississippi State											
at BYU											
at Auburn											
Liberty											
LSU											
Ole Miss											
at Missouri											

#### SEASON HIGHS

Tackles	3 vs. Cincinnati (9/3/22)
Tackles For Loss	1.0 vs. Cincinnati (9/3/22)
Sacks	
QB Hurries	
Pass Breakups	
Forced Fumbles	
Fumble Recoveries	
Interceptions	

#### CAREER HIGHS

Tackles	10 vs. Missouri (11/26/21)
Double Figure Tackle Games	1 vs. Missouri (11/26/21)
Tackles For Loss	1.0 (4x) last vs. Cincinnati (9/3/22)
Sacks	0.5 last vs. UAPB (10/23/21)
QB Hurries	1 (2x) last at Alabama (11/20/21)
Pass Breakups	1 (4x) last vs. Missouri (11/26/21)
Forced Fumbles	1 vs. LSU (11/21/20)
Fumble Recoveries	1 (2x) last vs. LSU (11/21/20)
Interceptions	1 (2x) last at LSU (11/13/21)



### DWIGHT MCGLOTHERN

3

Defensive Back | 6-2 | 181 | Junior  
Houston, Texas | Klein Oak HS

#### QUICK HITS

- Intercepted two passes in his first two games as a Razorback.
- Recorded a 51-yard interception return against Cincinnati on Sept. 3, registering Arkansas' 14th 50-plus yard interception return since 1997.
- Played in 10 games with six starts as a sophomore at LSU in 2021, tallying 32 tackles, six pass break-ups, one forced fumble, one interception and a touchdown.
- Intercepted his first pass and returned it for 37 yards for a touchdown against Florida in 2021.
- Ranked No. 19 in the 247Sports Composite Rankings and listed as a Top 300 overall prospect coming out of high school.

#### CAREER STATS

	GP/GS	UA	A	TOT	TFL-YDS	SCK-YDS	FF	FR-YDS	INT-YDS	QBH	BRUP
2020	6/0	8	1	9	0.0-0	0.0-0	0	0-0	0	0	2
2021	10/6	26	6	32	2.0-0	0.0-0	1	0-0	1-37	0	6
2022	2/2	6	2	8	0.0-0	0.0-0	0	0-0	2-51	0	3
<b>TOTAL</b>	<b>18/8</b>	<b>40</b>	<b>9</b>	<b>49</b>	<b>2.0</b>	<b>0.0-0</b>	<b>1</b>	<b>0-0</b>	<b>3-88</b>	<b>0</b>	<b>11</b>

#### GAME-BY-GAME STATS

	GP/GS	UA	A	TOT	TFL-YDS	SCK-YDS	FF	FR-YDS	INT-YDS	QBH	BRUP
Cincinnati	1/1	3	1	4	0.0-0	0-0	0	0-0	1-51	0	2
South Carolina	1/1	3	1	4	0.0-0	0-0	0	0-0	1-0	0	1
Missouri State											
Texas A&M											
Alabama											
at Mississippi State											
at BYU											
at Auburn											
Liberty											
LSU											
Ole Miss											
at Missouri											

#### SEASON HIGHS

Tackles	4, 2x, last vs. South Carolina (9/10/22)
Tackles For Loss	
Sacks	
QB Hurries	
Pass Breakups	2 vs. South Carolina (9/10/22)
Forced Fumbles	
Fumble Recoveries	
Interceptions	1, 2x, last vs. South Carolina (9/10/22)

#### CAREER HIGHS

Tackles	8 vs. Alabama (11/6/21)
Double Figure Tackle Games	
Tackles For Loss	1, 2x, last vs. Auburn (10/2/21)
Sacks	
QB Hurries	
Pass Breakups	3 vs. Florida (10/16/22)
Forced Fumbles	1 vs. Alabama (11/6/21)
Fumble Recoveries	
Interceptions	1, 2x, last vs. South Carolina (9/10/22)



## GAME 3: MISSOURI STATE



### MATT LANDERS

3

Wide Receiver | 6-5 | 197 | Senior  
St. Petersburg, Fla. | St. Petersburg HS / Toledo

#### QUICK HITS

- Made 20 receptions for 514 yards and five touchdowns in 12 games played at Toledo in 2021.
- Turned in a team-best 25.7 yards per reception during his junior year.
- Caught 18 passes in last five games of the 2021 season, including nine in the last two.
- Saw action in 25 games across three seasons at Georgia, including 12 in 2019. Registered 10 receptions for 105 yards in 2019.

#### CAREER STATS

	GP/GS	RECEIVING				RUSHING					
		REC	YDS	AVG	TD	LNG	ATT	YDS	AVG	TD	LNG
2018*	4/0	0	0	0	0	0	0	0	0	0	0
2019*	12/1	10	105	10.5	1	80	1	-6	-6	0	0
2020*	9/0	2	27	13.5	0	23	0	0	0	0	0
2021**	12/0	20	514	25.7	5	90	0	0	0	0	0
2022	2/2	7	88	12.6	0	20	1	6	6.0	0	6
<b>TOTAL</b>	<b>39/3</b>	<b>39</b>	<b>734</b>	<b>18.6</b>	<b>6</b>	<b>90</b>	<b>2</b>	<b>0</b>	<b>0</b>	<b>0</b>	<b>6</b>

\* at Georgia, \*\* at Toledo

#### GAME-BY-GAME STATS

	GP/GS	RECEIVING				RUSHING					
		REC	YDS	AVG	TD	LNG	ATT	YDS	AVG	TD	LNG
Cincinnati	1/1	3	43	14.3	0	20	0	0	0	0	-
South Carolina	1/1	4	45	11.3	0	16	1	6	6.0	0	6

Missouri State

Texas A&M

Alabama

at Mississippi State

at BYU

at Auburn

Liberty

LSU

Ole Miss

at Missouri

#### SEASON HIGHS

Receptions	4 vs. South Carolina (9/10/22)
Receiving Yards	45 vs. South Carolina (9/10/22)
Receiving Touchdowns	
Long Reception	20 vs. Cincinnati (9/3/22)
Rushes	1 vs. South Carolina (9/10/22)
Rushing Yards	6 vs. South Carolina (9/10/22)
Rushing Touchdowns	
Long Rush	6 vs. South Carolina (9/10/22)

#### CAREER HIGHS

Receptions	5 (2x) vs. Akron (11/16/21) (*at Toledo)
Receiving Yards	150 vs. Eastern Michigan (11/2/21)(*at Toledo)
Receiving Touchdowns	2 vs. Eastern Michigan (11/2/21)(*at Toledo)
Long Reception	90 vs. Middle Tennessee (12/17/22)(*at Toledo)
Rushes	1, 2x, last vs. South Carolina (9/10/22)
Rushing Yards	6 vs. South Carolina (9/10/22)
Rushing Touchdowns	
Long Rush	6 vs. South Carolina (9/10/22)



### RAHEIM SANDERS

5

Running Back | 6-2 | 227 | Sophomore  
Rockledge, Fla. | Rockledge HS

#### QUICK HITS

- Leads the SEC and ranks sixth nationally in rushing yards (273). He also ranks fourth nationally in rushing yards per game (136.5).
- Recorded his second career 100+ rushing game after finishing with 117 against Cincinnati.
- Named to Freshman All-SEC Team in 2021.
- Finished freshman campaign with 578 rushing yards (5.2 ypr) and five touchdowns on the ground.
- Totaled the most rushing yards by an Arkansas freshman since Devwah Whaley in 2016 (602).
- First Hog frosh to run for 100+ yards at Ole Miss since Chase Hayden in 2017 vs. Florida A&M, and his 139-yard output is the highest of any Razorback this season.
- Part of a Razorback rushing attack that saw four ball carriers gain over 500 yards for the first time since 1975.
- 1 of 2 Arkansas freshmen running backs in 2021 to score both a rushing and receiving touchdown this season (AJ Green - 1 rushing, 1 receiving).
- Goes by the nickname "Rocket."
- Was brought in as an athlete that played wide receiver, running back and linebacker in high school, and settled on running back in college.

#### CAREER STATS

	GP/GS	RUSHING				RECEIVING					
		ATT	YDS	AVG	TD	LNG	REC	YDS	AVG	TD	LNG
2021	13/0	114	578	44.5	5	42	11	109	9.9	1	24
2022	2/2	44	273	136.5	2	47	6	42	10.0	0	17
<b>TOTAL</b>	<b>15/2</b>	<b>158</b>	<b>851</b>	<b>56.7</b>	<b>7</b>	<b>47</b>	<b>17</b>	<b>151</b>	<b>8.9</b>	<b>1</b>	<b>24</b>

#### GAME-BY-GAME STATS

	GP/GS	RUSHING				RECEIVING					
		ATT	YDS	AVG	TD	LNG	REC	YDS	AVG	TD	LNG
Cincinnati	1/1	20	117	5.8	0	37	3	12	4.0	0	10
South Carolina	1/1	24	156	6.5	2	47	3	30	10.0	0	17

Missouri State

Texas A&M

Alabama

at Mississippi State

at BYU

at Auburn

Liberty

LSU

Ole Miss

at Missouri

#### SEASON HIGHS

Rushes	24 vs. South Carolina (9/10/22)
Rushing Yards	156 vs. South Carolina (9/10/22)
Rushing Touchdowns	2 vs. South Carolina (9/10/22)
Long Rush	47 vs. South Carolina (9/10/22)
100-Yard Games	2x, last vs. South Carolina (9/10/22)
Receptions	3, 2x, last vs. South Carolina (9/10/22)
Receiving Yards	30 vs. South Carolina (9/10/22)
Receiving Touchdowns	
Long Reception	17 vs. South Carolina (9/10/22)

#### CAREER HIGHS

Rushes	24 vs. South Carolina (9/10/22)
Rushing Yards	156 vs. South Carolina (9/10/22)
Rushing Touchdowns	2, 3x, last vs. South Carolina (9/10/22)
Long Rush	47 vs. South Carolina (9/10/22)
100-Yard Games	3x, last vs. South Carolina (9/10/22)
Receptions	3, 4x, last vs. South Carolina (9/10/22)
Receiving Yards	41 vs. Mississippi State (11/6/21)
Receiving Touchdowns	1 at Alabama (11/20/21)
Long Reception	24 vs. Mississippi State (11/6/21)

## GAME 3: MISSOURI STATE



### RASHOD DUBINION

6

Running Back | 5-10 | 211 | Freshman  
Ellenwood, Ga. | Cedar Grove HS

#### QUICK HITS

- Recorded his first career collegiate touchdown against South Carolina on Sept. 10.
- Saw action vs. Cincinnati and South Carolina, recording 31 yards on 10 rushing attempts and one touchdown.
- Hauled in a 29-yard pass for his first collegiate reception against the Bearcats on Sept. 3.
- Enrolled early at Arkansas and participated in spring practices.
- Tabbed a four-star prospect by Rivals and a three-star prospect by 247Sports and ESPN.
- Chose Arkansas over Georgia, Baylor, Florida, Auburn, Ole Miss and others.

#### CAREER STATS

	RUSHING					RECEIVING				
	GP/GS	ATT	YDS	AVG	TD	LNG	REC	YDS	AVG	TD
2022	2/0	10	31	3.1	1	13	1	29	29.0	0
<b>TOTAL</b>	<b>2/0</b>	<b>10</b>	<b>31</b>	<b>3.1</b>	<b>1</b>	<b>13</b>	<b>1</b>	<b>29</b>	<b>29.0</b>	<b>0</b>

#### GAME-BY-GAME STATS

	RUSHING					RECEIVING				
	GP/GS	ATT	YDS	AVG	TD	LNG	REC	YDS	AVG	TD
Cincinnati	1/0	2	16	8.0	0	13	1	29	29.0	0
South Carolina	1/0	8	15	1.9	1	4	0	0	0.0	0
Missouri State										
Texas A&M										
Alabama										
at Mississippi State										
at BYU										
at Auburn										
Liberty										
LSU										
Ole Miss										
at Missouri										

#### SEASON HIGHS

Rushes	8 vs. South Carolina (9/10/22)
Rushing Yards	16 vs. South Carolina (9/10/22)
Rushing Touchdowns	1 vs. South Carolina (9/10/22)
Long Rush	13 vs. Cincinnati (9/10/22)
100-Yard Games	
Receptions	1 vs. Cincinnati (9/3/22)
Receiving Yards	29 vs. South Carolina (9/10/22)
Receiving Touchdowns	
Long Reception	29 vs. South Carolina (9/10/22)

#### CAREER HIGHS

Rushes	8 vs. South Carolina (9/10/22)
Rushing Yards	16 vs. South Carolina (9/10/22)
Rushing Touchdowns	1 vs. South Carolina (9/10/22)
Long Rush	13 vs. Cincinnati (9/3/22)
100-Yard Games	
Receptions	1 vs. Cincinnati (9/3/22)
Receiving Yards	29 vs. Cincinnati (9/3/22)
Receiving Touchdowns	
Long Reception	29 vs. Cincinnati (9/3/22)



### LATAVIOUS BRINI

7

Defensive Back | 6-2 | 215 | Senior  
Miami Gardens, Fla. | Mater Academy  
Charter / Georgia

#### QUICK HITS

- Played in 13 games, starting in 11 at Georgia in 2021, finishing with 38 total stops and eight pass breakups, tied for second most for the national champions.
- Made a season-high five tackles on three occasions for the Bulldogs in 2021: vs. Auburn, Florida and Tennessee.
- Played in seven of 10 games for Georgia in 2020 with his most productive coming in the final two of the season. Started in the Peach Bowl win over Cincinnati and filed a career-best five tackles, including two for lost yardage, and a pass breakup.
- ESPN three-star prospect and #42 CB in the nation coming out of high school.
- Ranked No. 19 in the 247Sports Composite Rankings and listed as a Top 300 overall prospect coming out of high school.

#### CAREER STATS

	GP/GS	UA	A	TOT	TFL-YDS	SCK-YDS	FF	FR-YDS	INT-YDS	QBH	BRUP
2017	0/0	0	0	0	0.0-0	0.0-0	0	0-0	0	0	0
2018	5/0	1	0	1	0.0-0	0.0-0	0	0-0	0	0	0
2019	5/0	0	0	0	0.0-0	0.0-0	0	0-0	1	0	1
2020	7/1	9	2	11	3.0	0.0-0	0	0-0	0	0	1
2021	13/11	23	15	38	2.5	0.0-0	0	0-0	0	0	8
2022	2/1	5	4	9	0.0-0	0.0-0	1	0-0	0	0	0
<b>TOTAL</b>	<b>32/13</b>	<b>38</b>	<b>21</b>	<b>59</b>	<b>5.5</b>	<b>0.0-0</b>	<b>1</b>	<b>0-0</b>	<b>1</b>	<b>0</b>	<b>10</b>

#### GAME-BY-GAME STATS

	GP/GS	UA	A	TOT	TFL-YDS	SCK-YDS	FF	FR-YDS	INT-YDS	QBH	BRUP
Cincinnati	1/0	2	3	5	0.0-0	0-0	0	0-0	0-0	0	0
South Carolina	1/1	3	1	4	0.0-0	0-0	1	0-0	0-0	0	0
Missouri State											
Texas A&M											
Alabama											
at Mississippi State											
at BYU											
at Auburn											
Liberty											
LSU											
Ole Miss											
at Missouri											

#### SEASON HIGHS

Tackles	5 vs. Cincinnati (9/3/22)
Tackles For Loss	
Sacks	
QB Hurries	
Pass Breakups	
Forced Fumbles	1 vs. South Carolina (9/10/22)
Fumble Recoveries	
Interceptions	

#### CAREER HIGHS

Tackles	5, 4x, last vs. Cincinnati (9/3/22)
Double Figure Tackle Games	
Tackles For Loss	2 vs. Cincinnati (2020)
Sacks	
QB Hurries	
Pass Breakups	1, 10x, last vs. Cincinnati (2020)
Forced Fumbles	1 vs. South Carolina (9/10/22)
Fumble Recoveries	
Interceptions	1 vs. Murray State (2019)

## GAME 3: MISSOURI STATE



### TREY KNOX

7

**Tight End | 6-5 | 245 | Senior**  
Murfreesboro, Tenn. | Blackman HS

#### QUICK HITS

- Hauled in a career high two TD receptions against Cincinnati. Knox entered the game with four career TD receptions (three as a freshman and one as a junior).
- Recorded six games with multiple receptions as a junior.
- Turned in a season high five receptions for 37 yards and a score against Ole Miss in 2021.
- Among SEC freshman in 2019, finished third in the league in receiving yards (385), receiving yards per game (35.0) and receptions per game (2.54).
- Made switch from wide receiver to tight end ahead of 2021 season.
- Loves country music - big Luke Bryan fan.

#### CAREER STATS

	RECEIVING					RUSHING				
	GP/GS	REC	YDS	AVG	TD	LNG	ATT	YDS	AVG	TD
2019	11/11	28	385	13.8	3	49	0	0	0.0	0
2020	10/6	7	70	10.0	0	12	0	0	0.0	0
2021	12/0	20	141	7.1	1	16	0	0	0.0	0
2022	2/2	7	80	11.4	2	32	0	0	0.0	0
<b>TOTAL</b>	<b>35/19</b>	<b>62</b>	<b>676</b>	<b>10.9</b>	<b>6</b>	<b>49</b>	<b>0</b>	<b>0</b>	<b>0.0</b>	<b>0</b>

#### GAME-BY-GAME STATS

	RECEIVING					RUSHING				
	GP/GS	REC	YDS	AVG	TD	LNG	ATT	YDS	AVG	TD
Cincinnati	1/1	6	75	12.5	2	32	0	0	0	0
South Carolina	1/1	1	5	5.0	0	5	0	0	0	0
Missouri State										
Texas A&M										
Alabama										
at Mississippi State										
at BYU										
at Auburn										
Liberty										
LSU										
Ole Miss										
at Missouri										

#### SEASON HIGHS

Receptions ..... 6 vs. Cincinnati (9/3/22)  
 Receiving Yards ..... 75 vs. Cincinnati (9/3/22)  
 Receiving Touchdowns ..... 2 vs. Cincinnati (9/3/22)  
 Long Reception ..... 32 vs. Cincinnati (9/3/22)

#### CAREER HIGHS

Receptions ..... 8 vs. San Jose State (9/21/19)  
 Receiving Yards ..... 90 vs. Colorado State (9/14/19)  
 Receiving Touchdowns ..... 2 vs. Cincinnati (9/3/22)  
 Long Reception ..... 49 at Ole Miss (9/7/19)



### JADON HASELWOOD

9

**Wide Receiver | 6-3 | 213 | R-Junior**  
Atlanta, Ga. | Cedar Grove HS / Oklahoma

#### QUICK HITS

- Caught first TD as a Razorback against Cincinnati, hauling in a 19-yard reception from Jefferson in the third quarter.
- Played in all 12 games of the regular season as a junior at Oklahoma, catching a team-best 39 passes for 399 yards and a team-leading six touchdowns.
- Recorded multiple catches in 10 of 12 games in 2021.
- Pulled in a season-high six receptions on two occasions, including a three-touchdown performance against TCU on Oct. 16, 2021.
- Caught four passes for 47 yards in 2021 season-opener against Tulane.
- Recorded 51 yards on two receptions at Baylor on Nov. 13, 2021
- Played in 13 of 14 games as a freshman at OU, making 19 receptions for 272 yards and a touchdown.
- Five-star recruit by 247Sports, ESPN and Rivals.

#### CAREER STATS

	RECEIVING					RUSHING				
	GP/GS	REC	YDS	AVG	TD	LNG	ATT	YDS	AVG	TD
2019	13	19	272	14.3	1	49	3	14	4.7	0
2020	3	4	65	16.3	0	33	0	0	0.0	0
2021	12	39	399	10.2	6	50	0	0	0.0	0
2022	2/2	8	72	9.0	1	19	3	3	1.0	0
<b>TOTAL</b>	<b>30/14</b>	<b>70</b>	<b>808</b>	<b>11.5</b>	<b>8</b>	<b>50</b>	<b>6</b>	<b>17</b>	<b>0.6</b>	<b>0</b>

#### GAME-BY-GAME STATS

	RECEIVING					RUSHING				
	GP/GS	REC	YDS	AVG	TD	LNG	ATT	YDS	AVG	TD
Cincinnati	1/1	3	42	14.0	1	19	1	-2	-2.0	0
South Carolina	1/1	5	30	6.0	0	9	2	5	2.5	0
Missouri State										
Texas A&M										
Alabama										
at Mississippi State										
at BYU										
at Auburn										
Liberty										
LSU										
Ole Miss										
at Missouri										

#### SEASON HIGHS

Receptions ..... 5 vs. South Carolina (9/10/22)  
 Receiving Yards ..... 42 vs. Cincinnati (9/3/22)  
 Receiving Touchdowns ..... 1 vs. Cincinnati (9/3/22)  
 Long Reception ..... 19 vs. Cincinnati (9/3/22)  
 Rushes ..... 2 vs. South Carolina (9/10/22)  
 Rushing Yards ..... 5 vs. South Carolina (9/10/22)  
 Rushing Touchdowns .....  
 Long Rush ..... 3 vs. South Carolina (9/10/22)

#### CAREER HIGHS

Receptions ..... 6 (3x), last vs. TCU (10/16/21)  
 Receiving Yards ..... 78 vs. South Dakota (9/7/2019)  
 Receiving Touchdowns ..... 3 vs. TCU (10/16/21)  
 Long Reception ..... 50 vs. Baylor (11/13/22)  
 Rushes ..... 2 vs. South Carolina (9/10/22)  
 Rushing Yards ..... 8 vs. West Virginia (10/19/19)  
 Rushing Touchdowns .....  
 Long Rush ..... 8 vs. West Virginia (10/19/19)



## GAME 3: MISSOURI STATE



### BUMPER POOL

10

Linebacker | 6-2 | 232 | R-Senior  
Lucas, Texas | Lovejoy HS

#### QUICK HITS

- Logged his 18th career double-digit tackle game after finishing with 13 against Cincinnati.
- Led the Hogs in total tackles with 125 (45 solo), his second straight season with 100+ total tackles.
- Enters Missouri State with 369 career tackles, just 40 tackles shy of surpassing Tony Bua's 408 career stops, which have been the program standard since 2003.
- Named All-SEC by the coaches in both 2020 and 2021.
- Racked up 7.5 tackles for loss, tied for second most on the squad in 2021.
- Finished 10th in the nation in total tackles (125) and tallied 9.6 tackles per game, ranking second in the SEC and 15 nationally in 2021.
- Posted the most tackles in the SEC over the last two years (2020-21) and last three seasons (2019-21) with 335.
- Had totaled the second-most tackles among all FBS defenders since 2019, second to only Troy LB Carlton Martial (367).
- Posted a team-leading seven games with double-digit stops in 2021, which ranked third-most nationally.
- Father, sister, grandfather, two aunts and two cousins are all graduates of Arkansas.
- Sister, Maddie, is Arkansas' Assistant Director of On-Campus Recruiting.

#### CAREER STATS

	GP/GS	UA	A	TOT	TFL-YDS	SCK-YDS	FF	FR-YDS	INT-YDS	QBH	BRUP
2018	10/4	14	15	29	2.5-4	0.0-0	0	1-60	0-0	1	4
2019	12/12	38	56	94	6.5-12	0.5-3	0	0-0	0-0	1	5
2020	9/9	40	61	101	6.5-11	0.5-3	0	0-0	0-0	1	5
2021	13/1	45	80	125	7.5-13	0.0-0	0	0-0	0-0	2	2
2022	2/2	7	13	20	2.0-17	1.0-15	0	0-0	0-0	1	1
<b>TOTAL</b>	<b>46/28</b>	<b>144</b>	<b>225</b>	<b>369</b>	<b>25-57</b>	<b>2.0-21</b>	<b>0</b>	<b>1-60</b>	<b>0-0</b>	<b>6</b>	<b>17</b>

#### GAME-BY-GAME STATS

	GP/GS	UA	A	TOT	TFL-YDS	SCK-YDS	FF	FR-YDS	INT-YDS	QBH	BRUP
Cincinnati	1/1	4	9	13	1-2	0.0-0	0	0-0	0-0	0	0
South Carolina	1/1	3	4	7	1-15	1.0-15	0	0	0-0	1	1
Missouri State											
Texas A&M											
Alabama											
at Mississippi State											
at BYU											
at Auburn											
Liberty											
LSU											
Ole Miss											
at Missouri											

#### SEASON HIGHS

Tackles	.....13 vs. Cincinnati (9/3/22)
Tackles For Loss	.....1, 2x, last vs. South Carolina (9/10/22)
Double-Digit Tackle Games	.....1, vs. Cincinnati (9/3/22)
Sacks	.....1.0 vs. South Carolina (9/10/22)
Interceptions	.....
Interception Return Yards	.....
QB Hurries	.....1 vs. South Carolina (9/10/22)
Pass Breakups	.....1 vs. South Carolina (9/10/22)
Forced Fumbles	.....
Fumble Recoveries	.....

#### CAREER HIGHS

Tackles	.....20 at Mississippi State (10/3/20)
Tackles For Loss	.....3.0 at Texas A&M (10/31/20)
Double-Digit Tackle Games	.....18 times, last vs. Cincinnati (9/3/22)
Sacks	.....1.0 vs. South Carolina (9/10/22)
QB Hurries	.....1, 4x, last vs. South Carolina (9/10/22)
Interceptions	.....
Interception Return Yards	.....2 at Mississippi State (10/3/20)
Pass Breakups	.....2 at Mississippi State (10/3/20)
Forced Fumbles	.....1 at Colorado State (9/8/18)
Fumble Recoveries	.....1 vs. Eastern Illinois (9/1/18)



### LADARRIUS BISHOP

11

Defensive Back | 6-0 | 194 | R-Senior  
Ashdown, Ark. | Ashdown HS

#### QUICK HITS

- Started nine games at cornerback in 2021.
- Totaled 15 tackles and three pass breakups as a redshirt junior.
- Tallied at least one tackle in eight games.
- Carded a season-high four tackles at Alabama (11/20/21).
- Played in all 10 games and made one start at cornerback in 2020 season against Alabama (12/12/20), logging 17 tackles with 1.0 tackle for loss and two passes broken up.
- Rated a four-star recruit according to Rivals and was tabbed as the No. 2 player in the state of Arkansas and the No. 28 cornerback in the nation by Rivals.

#### CAREER STATS

	GP/GS	UA	A	TOT	TFL-YDS	SCK-YDS	FF	FR-YDS	INT-YDS	QBH	BRUP
2018	2/0	0	0	0	0.0-0	0.0-0	0	0-0	0	0	0
2019	10/3	15	7	22	1.0-1	0.0-0	0	1-25	0	0	1
2020	10/1	8	9	17	1.0-2	0.0-0	0	0-0	0	0	2
2021	12/9	8	7	15	0.0-0	0.0-0	0	0-0	0	0	3
2022	2/0	1	1	2	0.0-0	0.0-0	0	0-0	0	0	0
<b>TOTAL</b>	<b>36/13</b>	<b>33</b>	<b>23</b>	<b>56</b>	<b>2.0-3</b>	<b>0.0</b>	<b>0</b>	<b>1-25</b>	<b>0</b>	<b>0</b>	<b>6</b>

#### GAME-BY-GAME STATS

	GP/GS	UA	A	TOT	TFL-YDS	SCK-YDS	FF	FR-YDS	INT-YDS	QBH	BRUP
Cincinnati	1/0	1	0	1	0.0-0	0.0-0	0	0-0	0-0	0	0
South Carolina	1/0	0	1	1	0.0-0	0.0-0	0	0-0	0-0	0	0
Missouri State											
Texas A&M											
Alabama											
at Mississippi State											
at BYU											
at Auburn											
Liberty											
LSU											
Ole Miss											
at Missouri											

#### SEASON HIGHS

Tackles	.....1, 2x, last vs. South Carolina (9/10/22)
Tackles For Loss	.....
Sacks	.....
QB Hurries	.....
Pass Breakups	.....
Forced Fumbles	.....
Fumble Recoveries	.....
Interceptions	.....

#### CAREER HIGHS

Tackles	.....8 vs. San Jose State (9/21/22)
Double Figure Tackle Games	.....
Tackles For Loss	.....1.0 (2x) last at Alabama (12/12/20)
Sacks	.....
QB Hurries	.....
Pass Breakups	.....
Forced Fumbles	.....
Fumble Recoveries	.....1 vs. Colorado State (9/14/19)
Interceptions	.....

## GAME 3: MISSOURI STATE



### SIMEON BLAIR

15

Defensive Back | 5-10 | 208 | R-Senior  
Pine Bluff, Ark. | Pine Bluff HS

#### QUICK HITS

- Tallied a career high seven tackles in season opener against Cincinnati on Sept. 3. Finished 2021 with 38 tackles, one tackle for loss, one sack and four pass breakups.
- Recorded at least tackle in every game as a redshirt junior.
- Filed 10 games with multiple tackles in 2021.
- Recorded a season-high five tackles against Ole Miss (10/9/21).
- Tied season high in tackles with five in road win at LSU (11/13/21).
- Registered a career high six stops twice against Mississippi State and Texas A&M in 2020.

#### CAREER STATS

	GP/GS	UA	A	TOT	TFL-YDS	SCK-YDS	FF	FR-YDS	INT-YDS	QBH	BRUP
2019	11/0	1	0	1	0.0-0	0.0-0	0	0-0	0-0	0	0
2020	9/2	10	13	23	0.0-0	0.0-0	0	0-0	0-0	0	2
2021	13/7	23	15	38	1.0-4	1.0-4	0	0-0	0-0	0	4
2022	2/2	5	7	12	1.0-1	0.0-0	0	0-0	0-0	0	0
<b>TOTAL</b>	<b>35/11</b>	<b>39</b>	<b>35</b>	<b>74</b>	<b>2.0-5</b>	<b>1.0-4</b>	<b>0</b>	<b>0-0</b>	<b>0-0</b>	<b>0</b>	<b>6</b>

#### GAME-BY-GAME STATS

	GP/GS	UA	A	TOT	TFL-YDS	SCK-YDS	FF	FR-YDS	INT-YDS	QBH	BRUP
Cincinnati	1/1	3	4	7	1.0-1	0.0-0	0	0-0	0-0	0	0
South Carolina	1/1	2	3	5	0-0	0.0-0	0	0-0	0-0	0	0
Missouri State											
Texas A&M											
Alabama											
at Mississippi State											
at BYU											
at Auburn											
Liberty											
LSU											
Ole Miss											
at Missouri											

#### SEASON HIGHS

Tackles	7 vs. Cincinnati (9/3/22)
Tackles For Loss	1.0 vs. Cincinnati (9/3/22)
Sacks	
QB Hurries	
Pass Breakups	
Forced Fumbles	
Fumble Recoveries	
Interceptions	

#### CAREER HIGHS

Tackles	7 vs. Cincinnati (9/3/22)
Double Figure Tackle Games	
Tackles For Loss	1.0, 2x, last vs. Cincinnati (9/3/22)
Sacks	1.0 vs. Alabama (11/20/21)
QB Hurries	
Pass Breakups	1 (6x) last vs. Arkansas-Pine Bluff (10/23/22)
Forced Fumbles	
Fumble Recoveries	
Interceptions	



### HUDSON CLARK

17

Defensive Back | 6-2 | 182 | R-Junior  
Dallas, Texas | Highland Park HS

#### QUICK HITS

- Played in 12 games with four starts in 2021, finishing with 22 tackles, one tackle for loss and one pass breakup.
- Recorded nine games with at least one tackle as a redshirt sophomore.
- Played in 12 games with four starts in 2021, finishing with 22 tackles, one tackle for loss and one pass breakup.
- Set a new career high in tackles with 10 against Missouri (12/5/20).
- Played in eight games and made seven starts at cornerback as a walk-on in 2020.
- Was the team's fifth-leading tackler as a freshman with 47 stops (32 solo).
- Turned in a career performance against Ole Miss (10/17/20), registering five tackles and three interceptions in the win. He tied the school record for second-most picks in a single-game and tied for third in the SEC record book. First freshman in Arkansas history to intercept three passes in the same game and first SEC freshman since Mississippi State's Darren Williams did in 2003 against Troy.

#### CAREER STATS

	GP/GS	UA	A	TOT	TFL-YDS	SCK-YDS	FF	FR-YDS	INT-YDS	QBH	BRUP
2020	8/7	32	15	47	1.0-1	0.0-0	0	0-0	3-18	0	3
2021	12/4	9	13	22	1.0-4	0.0-0	0	0-0	0-0	0	1
2022	2/2	4	2	6	0.0-0	0.0-0	1	1-5	0-0	0	2
<b>Total</b>	<b>22/13</b>	<b>45</b>	<b>30</b>	<b>75</b>	<b>2.0-5</b>	<b>0.0-0</b>	<b>1</b>	<b>1-5</b>	<b>3-18</b>	<b>0</b>	<b>6</b>

#### GAME-BY-GAME STATS

	GP/GS	UA	A	TOT	TFL-YDS	SCK-YDS	FF	FR-YDS	INT-YDS	QBH	BRUP
Cincinnati	1/1	2	1	3	0.0-0	0.0-0	1	0-0	0-0	0	1
South Carolina	1/1	2	1	3	0.0-0	0.0-0	0	1-5	0-0	0	1
Missouri State											
Texas A&M											
Alabama											
at Mississippi State											
at BYU											
at Auburn											
Liberty											
LSU											
Ole Miss											
at Missouri											

#### SEASON HIGHS

Tackles	3, 2x, last vs. South Carolina (9/10/22)
Tackles For Loss	
Sacks	
QB Hurries	
Pass Breakups	1, 2x, last vs. South Carolina
Forced Fumbles	1 vs. Cincinnati (9/3/22)
Fumble Recoveries	1 vs. South Carolina (9/10/22)
Interceptions	

#### CAREER HIGHS

Tackles	10 vs. Missouri (12/5/20)
Double Figure Tackle Games	1 vs. Missouri (12/5/20)
Tackles For Loss	1.0 (2x) last vs. Missouri (11/26/21)
Sacks	
QB Hurries	1, 2x, last vs. South Carolina (9/10/22)
Pass Breakups	1, 3x, last vs. South Carolina (9/10/22)
Forced Fumbles	1 vs. Cincinnati (9/3/22)
Fumble Recoveries	1 vs. South Carolina (9/10/22)
Interceptions	3 vs. Ole Miss (10/17/22)

## GAME 3: MISSOURI STATE



**ISAIAH NICHOLS**

**33**

**Defensive Line | 6-3 | 315 | R-Senior**  
Springdale, Ark. | Springdale HS

### QUICK HITS

- Appeared in 13 games with four starts in 2021, finishing with 21 tackles (five solo), 3.5 tackles for loss, 1.5 sacks and one forced fumble.
- Coming off a season-best performance against Penn State in the Outback Bowl with four stops.
- Tallied a career-high six stops in 2020 season finale against Alabama (12/12/20).

### CAREER STATS

	GP/GS	UA	A	TOT	TFL-YDS	SCK-YDS	FF	FR-YDS	INT-YDS	QBH	BRUP
2018	3/0	1	0	1	0.0-0	0.0-0	0	0-0	0-0	0	0
2019	12/0	7	10	17	1.0-3	0.5-1	0	0-0	0-0	0	0
2020	9/7	6	18	24	0.5-1	0.5-1	0	0-0	0-0	0	1
2021	13/4	5	17	22	3.5-12	1.5-10	1/0	0-0	0-0	0	0
2022	2/2	3	0	3	0.0-0	0.0-0	0	0-0	0-0	0	0
<b>TOTAL</b>	<b>39/13</b>	<b>22</b>	<b>45</b>	<b>67</b>	<b>5.0-16</b>	<b>2.5-12</b>	<b>1/0</b>	<b>0-0</b>	<b>0-0</b>	<b>0</b>	<b>1</b>

### GAME-BY-GAME STATS

	GP/GS	UA	A	TOT	TFL-YDS	SCK-YDS	FF	FR-YDS	INT-YDS	QBH	BRUP
Cincinnati	1/1	0	0	0	0-0	0-0	0	0-0	0-0	0	0
South Carolina	1/1	3	0	3	0-0	0.0-0	0	0-0	0-0	0	0
Missouri State											
Texas A&M											
Alabama											
at Mississippi State											
at BYU											
at Auburn											
Liberty											
LSU											
Ole Miss											
at Missouri											

### SEASON HIGHS

Tackles ..... 3 vs. South Carolina (9/10/22)  
Tackles For Loss .....  
Sacks .....  
QB Hurries .....  
Pass Breakups .....  
Forced Fumbles .....  
Fumble Recoveries .....  
Interceptions .....

### CAREER HIGHS

Tackles ..... 6 vs. Alabama (12/12/20)  
Double Figure Tackle Games .....  
Tackles For Loss ..... 0.5 (6x) last vs. Mississippi State (11/6/21)  
Sacks ..... 1.0 vs. Alabama (11/20/21)  
QB Hurries .....  
Pass Breakups ..... 1 vs. Rice (9/4/21)  
Forced Fumbles ..... 1 vs. Rice (9/4/21)  
Fumble Recoveries .....  
Interceptions .....



**DREW SANDERS**

**42**

**Linebacker | 6-5 | 233 | Junior**  
Denton, Texas | Ryan HS / Alabama

### QUICK HITS

- Named Walter Camp Defensive Player of the Week following his performance vs. South Carolina, totaling career highs in tackles (11), TFL (3.0-12), sacks (2.0) and forced fumbles (2).
- His 3.0 TFL vs. South Carolina were the most in a game by a Hog defender since B. Pool finished with 3.0 against Texas A&M in 2020.
- Totaled five tackles with three solo stops and one sack for a loss of six yards vs. Cincinnati in first start as a Hog.
- Played in 12 games with three starts at Alabama in 2021, totaling 24 tackles, including 2.5 for loss and one sack, to go along with four quarterback hurries and a pair of pass breakups.
- Tallied a career high six tackles at Miami (9/4/21).
- Recorded two stops, including half a tackle for loss, against Georgia (12/4/21) in the SEC Championship.
- Tabbed a composite five-star recruit by 247Sports.
- Rated as the No. 1 player in Texas by 247, the top-ranked athlete nationally and the No. 13 player nationally in the final Top 247.

### CAREER STATS

	GP/GS	UA	A	TOT	TFL-YDS	SCK-YDS	FF	FR-YDS	INT-YDS	QBH	BRUP
2020*	12/0	4	5	9	0.0-0	0-0	0	0-0	0-0	0	0
2021*	12/3	12	12	24	0.0-0	1-7	0	0-0	0-0	4	2
2022	2/2	11	5	16	4.0-20	3.0-18	2	0-0	0-0	1	1
<b>TOTAL</b>	<b>26/5</b>	<b>27</b>	<b>22</b>	<b>49</b>	<b>6.5-33</b>	<b>3.0-25</b>	<b>2</b>	<b>0-0</b>	<b>0-0</b>	<b>5</b>	<b>3</b>

\*at Alabama

### GAME-BY-GAME STATS

	GP/GS	UA	A	TOT	TFL-YDS	SCK-YDS	FF	FR-YDS	INT-YDS	QBH	BRUP
Cincinnati	1/1	3	2	5	1.0-6	1.0-6	0	0-0	0-0	0	0
South Carolina	1/1	8	3	11	3.0-14	2.0-12	2	0-0	0-0	1	1
Missouri State											
Texas A&M											
Alabama											
at Mississippi State											
at BYU											
at Auburn											
Liberty											
LSU											
Ole Miss											
at Missouri											

### SEASON HIGHS

Tackles ..... 11 vs. South Carolina (9/10/22)  
Tackles For Loss ..... 3.0 vs. South Carolina (9/10/22)  
Double-Digit Tackle Games .....  
Sacks ..... 2.0 vs. South Carolina (9/10/22)  
Interceptions .....  
Interception Return Yards .....  
QB Hurries ..... 1 vs. South Carolina (9/10/22)  
Pass Breakups ..... 1 vs. South Carolina (9/10/22)  
Forced Fumbles ..... 2 vs. South Carolina (9/10/22)  
Fumble Recoveries .....

### CAREER HIGHS

Tackles ..... 11 vs. South Carolina (9/10/22)  
Tackles For Loss ..... 3.0 vs. South Carolina (9/10/22)  
Double-Digit Tackle Games ..... 1 vs. South Carolina (9/10/22)  
Sacks ..... 2.0 vs. South Carolina (9/10/22)  
QB Hurries ..... 2 vs. Ole Miss (10/2/21)  
Interceptions .....  
Interception Return Yards .....  
Pass Breakups ..... 2 vs. Mercer (9/11/21)  
Forced Fumbles ..... 2 vs. South Carolina (9/10/22)  
Fumble Recoveries .....



## GAME 3: MISSOURI STATE



### ZACH WILLIAMS

56

Defensive Line | 6-4 | 261 | Senior  
Little Rock, Ark. | Joe T. Robinson HS

#### QUICK HITS

- Made a season high five tackles, including 1.5 tackles for loss, in win over UAPB (10/23/21).
- Totaled 17 of his 22 tackles in 2020 over the season's first three weeks.
- Four-star prospect rated the No. 15 weakside defensive end in the country by 247Sports.
- Son of former Arkansas linebacker Rickey Williams (1984-87)

#### CAREER STATS

	GP/GS	UA	A	TOT	TFL-YDS	SCK-YDS	FF	FR-YDS	INT-YDS	QBH	BRUP
2019	9/0	6	6	12	0.0-0	0.0-0	0	0-0	0-0	0	0
2020	9/4	9	13	22	1.5-9	1.0-8	0	0-0	0-0	1	0
2021	13/0	7	16	23	5.5-18	2.5-13	1	0-0	0-0	1	0
2022	2/2	1	2	3	1.5-8	0.5-6	0	0-0	0-0	1	0
<b>TOTAL</b>	<b>33/6</b>	<b>23</b>	<b>37</b>	<b>60</b>	<b>8.5-35</b>	<b>4.0-27</b>	<b>1</b>	<b>0-0</b>	<b>0-0</b>	<b>3</b>	<b>0</b>

#### GAME-BY-GAME STATS

	GP/GS	UA	A	TOT	TFL-YDS	SCK-YDS	FF	FR-YDS	INT-YDS	QBH	BRUP
Cincinnati	1/1	1	1	2	1.5-8	0.5-6	0	0-0	0-0	0	0
South Carolina	1/1	0	1	1	0.0-0	0.0-0	0	0-0	0-0	1	0
Missouri State											
Texas A&M											
Alabama											
at Mississippi State											
at BYU											
at Auburn											
Liberty											
LSU											
Ole Miss											
at Missouri											

#### SEASON HIGHS

Tackles	2 vs. Cincinnati (9/3/22)
Tackles For Loss	1.5 vs. Cincinnati (9/3/22)
Sacks	0.5 vs. Cincinnati (9/3/22)
Interceptions	
Interception Return Yards	
QB Hurries	1 vs. South Carolina (9/10/22)
Pass Breakups	
Forced Fumbles	

#### CAREER HIGHS

Tackles	6 vs. Alabama (12/12/20)
Tackles For Loss	1.5 vs. Cincinnati (9/3/22)
Sacks	1.0 (3x) last at Alabama (11/20/21)
Interceptions	
Interception Return Yards	
QB Hurries	1, 3x, last vs. South Carolina (9/10/22)
Pass Breakups	
Forced Fumbles	1 vs. Texas (9/11/21)



### JASHAUD STEWART

58

Defensive Line | 6-2 | 251 | Junior  
Jonesboro, Ark. | Jonesboro HS

#### QUICK HITS

- Made a career high two tackles in 2021 season opener vs. Rice.
- Appeared in all 13 games with one start at defensive end in 2021, finishing with seven tackles, including four solo stops.
- Three-star prospect by Rivals, 247Sports and ESPN.

#### CAREER STATS

	GP/GS	UA	A	TOT	TFL-YDS	SCK-YDS	FF	FR-YDS	INT-YDS	QBH	BRUP
2020	8/0	0	0	0	0.0-0	0-0	0	0	0	0	0
2021	13/1	4	3	7	0.0-0	0-0	0	0	0	1	0
2022	2/1	0	3	3	0.5-4	0.5-4	0	0	0	1	0
<b>TOTAL</b>	<b>23/2</b>	<b>4</b>	<b>6</b>	<b>10</b>	<b>0.5-4</b>	<b>5-4</b>	<b>0</b>	<b>0</b>	<b>0</b>	<b>2</b>	<b>0</b>

#### GAME-BY-GAME STATS

	GP/GS	UA	A	TOT	TFL-YDS	SCK-YDS	FF	FR-YDS	INT-YDS	QBH	BRUP
Cincinnati	1/1	0	1	1	0.0-0	0-0	0	0-0	0-0	0	0
South Carolina	1/0	0	2	2	0.5-4	0.5-4	0	0-0	0-0	1	0
Missouri State											
Texas A&M											
Alabama											
at Mississippi State											
at BYU											
at Auburn											
Liberty											
LSU											
Ole Miss											
at Missouri											

#### SEASON HIGHS

Tackles	2 vs. South Carolina (9/10/22)
Tackles For Loss	0.5 vs. South Carolina (9/10/22)
Sacks	0.5 vs. South Carolina (9/10/22)
Interceptions	
Interception Return Yards	
QB Hurries	1 vs. South Carolina (9/10/22)
Pass Breakups	
Forced Fumbles	

#### CAREER HIGHS

Tackles	2, 2x, last vs South Carolina (9/10/22)
Tackles For Loss	0.5 vs. South Carolina (9/10/22)
Sacks	0.5 vs. South Carolina (9/10/22)
Interceptions	
Interception Return Yards	
QB Hurries	1 vs. South Carolina (9/10/22)
Pass Breakups	
Forced Fumbles	

## GAME 3: MISSOURI STATE



### WARREN THOMPSON

84

Wide Receiver | 6-3 | 193 | R-Senior  
Seffner, Fla. | Florida State

#### QUICK HITS

- Made a career-long 60 yard touchdown grab against Georgia Southern (9/18/21).
- Transferred from Florida State, coming in initially as a walk-on, but was put on-scholarship in fall 2021. Enrolled at Arkansas in May 2021.
- Finished 2021 season with 19 receptions for 304 yards (16.0 ypc) and two touchdowns.
- Registered at least one catch in 10 games and filed six consecutive games with at least one catch.
- Out of high school, rated a four-star recruit by 247Sports, No. 201 in ESPN300.

#### CAREER STATS

	GP/GS	RECEIVING				LNG	RUSHING				LNG
		REC	YDS	AVG	TD		ATT	YDS	AVG	TD	
2018	4/0	0	0	0.0	0	0	0	0	0.0	0	0
2019	6/0	6	91	15.2	0	51	0	0	0.0	0	0
2020	6/3	5	104	20.8	1	33	0	0	0.0	0	0
2021	13/3	19	304	16.0	2	60	0	0	0.0	0	0
2022	2/2	5	58	12.0	1	23	0	0	0.0	0	0
<b>TOTAL</b>	<b>31/8</b>	<b>35</b>	<b>557</b>	<b>15.9</b>	<b>4</b>	<b>60</b>	<b>0</b>	<b>0</b>	<b>0.0</b>	<b>0</b>	<b>0</b>

#### GAME-BY-GAME STATS

	GP/GS	RECEIVING				LNG	RUSHING				LNG
		REC	YDS	AVG	TD		ATT	YDS	AVG	TD	
Cincinnati	1/1	2	22	11.0	0	12	0	0	0	0	0
South Carolina	1/1	3	36	12.0	1	23	0	0	0	0	0
Missouri State											
Texas A&M											
Alabama											
at Mississippi State											
at BYU											
at Auburn											
Liberty											
LSU											
Ole Miss											
at Missouri											

#### SEASON HIGHS

Receptions ..... 3 vs. South Carolina (9/10/22)  
 Receiving Yards ..... 36 vs. South Carolina (9/10/22)  
 Receiving Touchdowns ..... 1 vs. South Carolina (9/10/22)  
 Long Reception ..... 23 vs. South Carolina (9/10/22)  
 Rushes .....  
 Rushing Yards .....  
 Rushing Touchdowns .....  
 Long Rush .....

#### CAREER HIGHS

Receptions ..... 4 at Ole Miss (10/9/21)  
 Receiving Yards ..... 76 at Ole Miss (10/9/21)  
 Receiving Touchdowns ..... 1, 4x, last vs. South Carolina (9/10/22)  
 Long Reception ..... 60 vs. Georgia Southern (9/18/21)



### TERRY HAMPTON

99

Defensive Line | 6-1 | 314 | Senior  
El Dorado, Ark. | El Dorado HS / Arkansas State

#### QUICK HITS

- Played four seasons at Arkansas State before transferring to the Razorbacks ahead of the 2022 campaign.
- Named 2021 Athlon Sports Preseason Fourth-Team All-Sun Belt Conference
- Started and saw action in six games in 2021 before suffering a season-ending injury.
- Finished with a season high four tackles against Tulsa (9/25/21).

#### CAREER STATS

	GP	UA	A	TOT	TFL-YDS	SCK-YDS	FF	FR-YDS	INT-YDS	QBH	BRUP
2018*	11	2	5	7	0.5-1	0-0	0	0	0	0	0
2019*	8	3	5	8	0.5-3	0.5-3	0	0	0	0	0
2020*	11	20	15	35	6-14	2-9	0	0	0	0	0
2021	6	5	6	11	2.5-5	0-0	0	0	0	0	0
2022	2/0	2	3	5	1.0-1	0-0	0	0	0	0	0
<b>TOTAL</b>	<b>37</b>	<b>32</b>	<b>34</b>	<b>66</b>	<b>3.5-13</b>	<b>2.5-12</b>	<b>0</b>	<b>0</b>	<b>0</b>	<b>0</b>	<b>0</b>

\* at Arkansas State

#### GAME-BY-GAME STATS

	GP/GS	UA	A	TOT	TFL-YDS	SCK-YDS	FF	FR-YDS	INT-YDS	QBH	BRUP
Cincinnati	1/0	2	1	3	1.0-1	0-0	0	0-0	0-0	0	0
South Carolina	1/0	0	2	2	0.0-0	0-0	0	0-0	0-0	0	0
Missouri State											
Texas A&M											
Alabama											
at Mississippi State											
at BYU											
at Auburn											
Liberty											
LSU											
Ole Miss											
at Missouri											

#### SEASON HIGHS

Tackles ..... 3 vs. Cincinnati (9/3/22)  
 Tackles For Loss ..... 1.0 vs. Cincinnati (9/3/22)  
 Sacks .....  
 QB Hurries .....  
 Pass Breakups .....  
 Forced Fumbles .....  
 Fumble Recoveries .....  
 Interceptions .....

#### CAREER HIGHS

Tackles ..... 4 (5x) last vs. South Alabama (11/28/20)\*  
 Tackles For Loss ..... 2.0 vs. Coastal Carolina (10/3/20)\*  
 Sacks ..... 1.0 (2x) last vs. South Alabama (11/28/20)\*  
 Interceptions .....  
 Interception Return Yards .....  
 QB Hurries .....  
 Pass Breakups .....  
 Forced Fumbles .....

\* at Arkansas State

## GAME 1 ||| CINCINNATI

#23/22 Cincinnati (0-1) ..... 24  
 #19/23 Arkansas (1-0) ..... 31

September 3, 2022 | Fayetteville, Ark.  
 Donald W. Reynolds Razorback Stadium | Time: 2:30 p.m. | Attendance: 74,751  
 TV: ESPN > Dave Flemming (PBP), Rod Gilmore (Analyst) & Tiffany Blackmon (Sideline)

### SCORING SUMMARY

	1st	2nd	3rd	4th	Final
Cincinnati	0	0	17	7	24
Arkansas	7	7	10	7	31

#### QTR. TEAM SCORING PLAY

1st	ARK	Jefferson 15-yd rush (Little kick), 3-29 0:55
2nd	ARK	Knox 5-yd pass from Jefferson (Little kick) 7-70 0:57
3rd	CIN	Kiner 5-yd rush (Coe kick), 12-75 4:01
	ARK	Haselwood 19-yd pass from Jefferson (Little kick), 8-75 2:59
	CIN	Mardner 35-yd pass from Bryant (Coe kick), 3-71 1:02
	CIN	Coe 26-yd FG, 4-(-5) 1:54
	ARK	Little 32-yd FG, 11-61 3:16
4th	ARK	Knox 32-yd pass from Jefferson (Little kick), 2:49 0:26
	CIN	Taylor 15-yd pass from Bryant (Coe kick), 9-75 3:37

### TEAM STATISTICS

	CINCINNATI	ARKANSAS
FIRST DOWNS	24	23
RUSHES-YARDS (NET)	113	224
PASSING YDS (NET)	325	223
Passes Att-Comp-Int	26-43-1	18-26-0
TOTAL OFFENSE PLAYS-YARDS	74-438	71-447
Fumble Returns-Yards	0-0	1-2
Punt Returns-Yards	2-37	1-3
Kickoff Returns-Yards	1-29	1-16
Interception Returns-Yards	0-0	1-51
Punts (Number-Avg)	4-46.2	6-38.5
Fumbles-Lost	2-1	3-1
Penalties-Yards	10-65	7-63
Possession Time	31:24	28:36
Third-Down Conversions	8/16	8/16
Fourth-Down Conversions	1/1	0/0
Red-Zone Scores-Chances	3/4	4/4
Sacks By: Number-Yards	2-19	3-28



**TE TREY KNOX** caught a team-best six passes for 75 yards to go along with a career-high two touchdowns in the season-opening win over No. 23 Cincinnati.

#### CINCINNATI

RUSHING	Att.	Gain	Lost	Net	TD	Long	Avg.
Corey Kiner	12	60	1	59	1	12	4.9
Charles McClelland	5	46	2	44	0	35	8.8
Evan Prater	1	8	0	8	0	8	8.0
Tre Tucker	1	8	0	8	0	8	8.0
Ryan Montgomery	4	9	2	7	0	5	1.8
Myles Montgomery	3	4	0	4	0	2	1.3
Ben Bryant	5	11	28	-17	0	6	-3.4
Totals:	31	146	33	113	1	35	3.6

PASSING	Comp.	Att.	Int	Yds	TDs	Long	Sack
Ben Bryant	26	43	1	325	2	35	3

RECEIVING	No.	Yds	YAC	TD	Long
Tyler Scott	5	77	18	0	30
Josh Whyte	5	38	18	0	17
Tre Tucker	4	66	45	0	25
Charles McClelland	4	42	25	0	30
Leonard Taylor	3	20	1	1	15
Will Pauling	3	19	11	0	12
Nick Mardner	1	35	0	1	35
Jadon Thompson	1	28	19	0	28
Totals:	26	325	137	2	35

PUNTING	No.	Yds	Avg.	Long	I20	TB
Mason Fletcher	4	185	46.2	54	2	0

FIELD GOALS	Made	Att.	Long	Kicks
Ryan Coe	1	3	26	25x, 48x, 26

#### ARKANSAS

RUSHING	Att.	Gain	Lost	Net	TD	Long	Avg.
Raheim Sanders	20	122	5	117	0	37	5.8
K.J. Jefferson	18	87	25	62	1	16	3.4
AJ Green	3	18	0	18	0	6	6.0
Rashod Dubinion	2	16	0	16	0	13	8.0
Malik Hornsby	1	13	0	13	0	13	13.0
Jadon Haselwood	1	0	2	-2	0	0	-2.0
Totals:	45	256	32	224	1	37	5.0

PASSING	Comp.	Att.	Int	Yds	TDs	Long	Sack
K.J. Jefferson	18	26	0	223	3	32	2

RECEIVING	No.	Yds	YAC	TD	Long
Trey Knox	6	75	46	2	32
Matt Landers	3	43	19	0	20
Jadon Haselwood	3	42	26	1	19
Raheim Sanders	3	12	18	0	10
Warren Thompson	2	22	7	0	12
Rashod Dubinion	1	29	33	0	29
Totals:	18	223	149	3	32

PUNTING	No.	Yds	Avg.	Long	I20	TB
Max Fletcher	6	231	38.5	50	1	1

FIELD GOALS	Made	Att.	Long	Kicks
Cam Little	1	1	32	32

# GAME 2 ||| SOUTH CAROLINA

South Carolina (1-1, 0-1)..... 30  
#16/17 Arkansas (2-0, 1-0)..... 44

September 10, 2022 | Fayetteville, Ark.  
Donald W. Reynolds Razorback Stadium | Time: 11 a.m. | Attendance: 72,437  
TV: ESPN > Bob Wischusen (PBP), Dan Orlovsky (Analyst) & Kris Budden (Sideline)

## SCORING SUMMARY

	1st	2nd	3rd	4th	Final
South Carolina	3	6	7	14	30
Arkansas	7	14	0	23	44

### QTR. TEAM SCORING PLAY

1st	ARK	Sanders 1-yd rush (Little kick), 13-63 5:38
	SC	Jeter 28-yd FG, 6-65 3:10
2nd	ARK	Sanders 11-yd rush (Little kick), 12-75 4:04
	ARK	Dubinion 1-yd rush (Little kick), 12-61 4:53
	SC	Lloyd 7-yd rush (Jeter kick missed), 11-70 5:12
3rd	SC	Wells 62-yd pass from Rattler (Jeter kick), 8-88 2:55
4th	ARK	Jefferson 2-yd pass from Jefferson (Little kick), 5-41 1:57
	SC	McDowell 1-yd rush (Brown pass from Rattler), 3-76 1:14
	ARK	Green 1-yd rush (Little kick), 2-9 0:18
	SC	Bell 1-yd rush (Brooks pass from Rattler failed), 10-75 2:39
	ARK	Safety

## TEAM STATISTICS

	SOUTH CAROLINA	ARKANSAS
FIRST DOWNS.....	22	28
RUSHES-YARDS (NET).....	40	295
PASSING YDS (NET).....	376	162
Passes Att-Comp-Int.....	24-39-1	18-21-0
TOTAL OFFENSE PLAYS-YARDS.....	68-416	86-457
Fumble Returns-Yards.....	0-0	1-(-5)
Punt Returns-Yards.....	0-0	1-13
Kickoff Returns-Yards.....	2-55	1-34
Interception Returns-Yards.....	0-0	1-0
Punts (Number-Avg).....	3-34.7	3-35.7
Fumbles-Lost.....	5-2	0-0
Penalties-Yards.....	5-41	10-122
Possession Time.....	25:22	34:38
Third-Down Conversions.....	3-10	9-16
Fourth-Down Conversions.....	1-2	2-3
Red-Zone Scores-Chances.....	4-5	5-6
Sacks By: Number-Yards.....	2-12	6-51



**LB DREW SANDERS** was all over the field in the win over South Carolina, making a career-high 11 tackles with two forced fumbles and 3.0 tackles for loss, including 2.0 sacks.

## SOUTH CAROLINA

RUSHING	Att.	Gain	Lost	Net	TD	Long	Avg.
Juju McDowell	6	35	0	35	1	14	5.8
MarShawn Lloyd	7	23	0	23	1	7	3.3
Jaheim Bell	4	7	2	5	1	6	1.2
Spencer Rattler	12	28	51	-23	0	8	-1.9
Totals:	29	93	53	40	3	14	1.4

PASSING	Comp.	Att.	Int	Yds	TDs	Long	Sack
Spencer Rattler	24	39	1	376	1	64	6

RECEIVING	No.	Yds	YAC	TD	Long
Antwane Wells Jr.	8	189	103	1	64
MarShawn Lloyd	6	72	73	0	43
Austin Stogner	5	68	27	0	38
Jalen Brooks	2	29	22	0	18
Juju McDowell	2	0	0	0	5
Ahmarean Brown	1	18	0	0	18
Totals:	24	376	225	1	64

PUNTING	No.	Yds	Avg.	Long	I20	TB
Kai Kroeger	3	104	34.7	44	0	0

FIELD GOALS	Made	Att.	Long	Kicks
Mitch Jeter	1	1	28	28

## ARKANSAS

RUSHING	Att.	Gain	Lost	Net	TD	Long	Avg.
Raheim Sanders	24	160	4	156	2	47	6.5
K.J. Jefferson	19	79	12	67	1	11	3.5
AJ Green	9	43	0	43	1	14	4.8
Rashod Dubinion	8	15	0	15	1	4	1.9
Malik Hornsby	1	8	0	8	0	8	8.0
Matt Landers	1	6	0	6	0	6	6.0
Jadon Haselwood	2	5	0	5	0	3	2.5
TEAM	1	0	5	-5	0	0	-5.0
Totals:	65	316	21	295	5	47	4.5

PASSING	Comp.	Att.	Int	Yds	TDs	Long	Sack
KJ Jefferson	18	21	0	162	1	23	2

RECEIVING	No.	Yds	YAC	TD	Long
Jadon Haselwood	5	30	25	0	9
Matt Landers	4	45	5	0	16
Warren Thompson	3	36	4	1	23
Raheim Sanders	3	30	40	0	17
Malik Hornsby	1	9	13	0	9
Ketron Jackson Jr.	1	7	1	0	7
Trey Knox	1	5	7	0	5
Totals:	18	162	95	1	23

PUNTING	No.	Yds	Avg.	Long	I20	TB
Max Fletcher	3	107	35.7	40	2	0

FIELD GOALS	Made	Att.	Long	Kicks
Cam Little	0	1	50	50x



## TEAM STATISTICS

	ARK	OPP
<b>Scoring</b>	<b>75</b>	<b>54</b>
Points per game	37.5	27.0
Points Off Turnovers	14	3
<b>First Downs</b>	<b>51</b>	<b>46</b>
Rushing	31	12
Passing	18	27
Penalty	2	7
<b>Rushing Yardage</b>	<b>519</b>	<b>153</b>
Yards gained rushing	572	239
Yards lost rushing	53	86
Rushing attempts	110	60
Average per rush	4.7	2.6
Average per game	259.5	76.5
TDs Rushing	6	4
<b>Passing Yardage</b>	<b>385</b>	<b>701</b>
Comp-Att-Int	36-47-0	50-82-2
Average per pass	8.2	8.5
Average per catch	10.7	14.0
Average per game	192.5	350.5
TDs Passing	4	3
<b>Total offense</b>	<b>904</b>	<b>854</b>
Total plays	157	142
Average per play	5.8	6.0
Average per game	452.0	427.0
<b>Kick returns: #-Yards</b>	<b>2-50</b>	<b>3-84</b>
<b>Punt returns: #-Yards</b>	<b>2-16</b>	<b>2-37</b>
<b>Int returns: #-Yards</b>	<b>2-51</b>	<b>0-0</b>
<b>Kick return average</b>	<b>25.0</b>	<b>28.0</b>
<b>Punt return average</b>	<b>8.0</b>	<b>18.5</b>
<b>Int return average</b>	<b>25.5</b>	<b>0.0</b>
<b>Fumbles-Lost</b>	<b>3-1</b>	<b>7-3</b>
<b>Penalties-Yards</b>	<b>17-185</b>	<b>15-106</b>
Average per game	92.5	53.0
<b>Punts-Yards</b>	<b>9-338</b>	<b>7-250</b>
Average per punt	37.6	35.7
Net punt average	31.2	43.0
<b>Kickoffs-Yards</b>	<b>13-839</b>	<b>10-589</b>
Average per kick	64.5	58.9
Net kick average	38.8	37.7
<b>Time of possession / game</b>	<b>31:37</b>	<b>28:23</b>
<b>3rd-down conversion</b>	<b>17/32</b>	<b>11/26</b>
3rd-down pct	53%	42%
<b>4rd-down conversion</b>	<b>2/3</b>	<b>2/3</b>
4rd-down pct	67%	67%
<b>Sacks by-Yards</b>	<b>9-79</b>	<b>4-31</b>
<b>Misc Yards</b>	<b>0</b>	<b>0</b>
<b>Touchdowns scored</b>	<b>10</b>	<b>7</b>
<b>Field goals - attempts</b>	<b>1-2</b>	<b>2-4</b>
<b>On-Side kicks</b>	<b>0-0</b>	<b>0-0</b>
<b>Red-zone scores</b>	<b>(9-10) 90%</b>	<b>(7-9) 78%</b>
<b>Red-zone touchdowns</b>	<b>(8-10) 80%</b>	<b>(5-9) 56%</b>
<b>PAT-attempts</b>	<b>(10-10) 100%</b>	<b>(4-5) 80%</b>
<b>2-point conversion-attempts</b>	<b>(0-0) 0%</b>	<b>(1-2) 50%</b>
<b>Attendance</b>	<b>147188</b>	<b>0</b>
Games / Avg per game	2/73594	0/0
Neutral site games	-	0/0

### Score by Periods

Team	1st	2nd	3rd	4th	OT	TOT
Arkansas	14	21	10	30	0	75
Opponents	3	6	24	21	0	54

# GAME 3: MISSOURI STATE

## ARKANSAS GAME-BY-GAME STATISTICS

Date	Opponent	Rushing				Receiving				Passing				Kick Returns				Punt Returns				tot			
		no.	yds	td	lg	no.	yds	td	lg	cmp	att	int	yds	td	lg	no.	yds	td	lg	no.	yds	td	lg	off	
09/03/2022	Cincinnati	45	224	1	37	18	223	3	32	18-26-0				223	3	32	1	16	0	16	1	3	0	3	447
09/10/2022	South Carolina	65	295	5	47	18	162	1	23	18-21-0				162	1	23	1	34	0	34	1	13	0	13	457
Arkansas		110	519	6	47	36	385	4	32	36-47-0				385	4	32	2	50	0	34	2	16	0	13	904
Opponents		60	153	4	35	50	701	3	64	50-82-2				701	3	64	3	84	0	31	2	37	0	30	854

### Arkansas Averages

Games	Avg/ rush	Avg/ catch	Pass effic	KR avg	PR avg	All purpose avg/game	Total offense avg/game
2	4.7	10.7	173.5	25.0	8.0	510.5	452.0

Date	Opponent	Tackles				Sacks	Fumble		Pass Defense			blkd	PAT attempts			off		
		ua	a	total	tfl-yds	no-yds	ff	fr-yds	int-yds	qbh	brup	kick	kick	rush	rcv	saf	t/o	pts
09/03/2022	Cincinnati	36	38	74	8.0-35	3-28	2	1-2	1-51	4	2	0	4-4	0	0	0	7	31
09/10/2022	South Carolina	35	26	61	9.0-62	6-51	5	2--5	1-0	6	3	0	6-6	0	0	1	7	44
Arkansas		71	64	135	17.0-97	9-79	7	3--3	2-51	10	5	0	10-10	0	0	1	14	75
Opponents		84	94	178	13.0-45	4-31	1	1-0	0-0	1	4	0	4-5	0	1	0	3	54

Date	Opponent	Punting										Field Goals			Kickoffs				
		no.	yds	avg	long	blkd	tb	fc	50+	i20	md-att	long	blkd	no.	yds	avg	tb	ob	
09/03/2022	Cincinnati	6	231	38.5	50	0	1	1	1	1	1-1	32	0	6	390	65.0	5	0	
09/10/2022	South Carolina	3	107	35.7	40	0	0	2	0	2	0-1	0	0	7	449	64.1	5	0	
Arkansas		9	338	37.6	50	0	1	3	1	3	1-2	32	0	13	839	64.5	10	0	
Opponents		7	250	35.7	54	0	0	2	2	2	2-4	28	0	10	589	58.9	7	0	

## OPPONENT GAME-BY-GAME STATISTICS

		Rushing				Receiving				Passing				Kick Returns				Punt Returns				tot		
Date	Opponent	no.	yds	td	lg	no.	yds	td	lg	cmp	att	int	yds	td	lg	no.	yds	td	lg	no.	yds	td	lg	off
09/03/2022	Cincinnati	31	113	1	35	26	325	2	35	26	43	1	325	2	35	1	29	0	29	2	37	0	30	438
09/10/2022	South Carolina	29	40	3	14	24	376	1	64	24	39	1	376	1	64	2	55	0	31	0	0	0	0	416
Opponents		60	153	4	35	50	701	3	64	50	82	2	701	3	64	3	84	0	31	2	37	0	30	854
Arkansas		110	519	6	47	36	385	4	32	36	47	0	385	4	32	2	50	0	34	2	16	0	13	904

### Opponents Averages

Games	Avg/ rush	Avg/ catch	Pass effic	KR avg	PR avg	All purpose avg/game	Total offense avg/game
2	2.6	14.0	140.0	28.0	18.5	487.5	427.0

Date	Opponent	Tackles				Sacks		Fumble		Pass Defense				blkd	PAT attempts			off		
		ua	a	total	tfl-yds	no-yds	ff	fr-yds	int-yds	qbh	brup	kick	kick	rush	rcv	saf	t/o	pts		
09/03/2022	Cincinnati	43	30	73	9.0-29	2-19	1	1-0	0-0	0	2	0	3-3	0	0	0	3	24		
09/10/2022	South Carolina	41	64	105	4.0-16	2-12	0	0-0	0-0	1	2	0	1-2	0	1	0	0	30		
<b>Opponents</b>		<b>84</b>	<b>94</b>	<b>178</b>	<b>13.0-45</b>	<b>4-31</b>	<b>1</b>	<b>1-0</b>	<b>0-0</b>	<b>1</b>	<b>4</b>	<b>0</b>	<b>4-5</b>	<b>0</b>	<b>1</b>	<b>0</b>	<b>3</b>	<b>54</b>		
<b>Arkansas</b>		<b>71</b>	<b>64</b>	<b>135</b>	<b>17.0-97</b>	<b>9-79</b>	<b>7</b>	<b>3--3</b>	<b>2-51</b>	<b>10</b>	<b>5</b>	<b>0</b>	<b>10-10</b>	<b>0</b>	<b>0</b>	<b>1</b>	<b>14</b>	<b>75</b>		

Date	Opponent	Punting								Field Goals				Kickoffs			
		no.	yds	avg	long	blkd	tb	fc	50+	i20	md-att	long	blkd	no.	yds	avg	tb ob
09/03/2022	Cincinnati	4	185	46.3	54	0	0	2	2	2	1-3	26	0	5	325	65.0	4 0
09/10/2022	South Carolina	3	65	21.7	44	0	0	0	0	0	1-1	28	0	5	264	52.8	3 0
<b>Opponents</b>		<b>7</b>	<b>250</b>	<b>35.7</b>	<b>54</b>	<b>0</b>	<b>0</b>	<b>2</b>	<b>2</b>	<b>2</b>	<b>2-4</b>	<b>28</b>	<b>0</b>	<b>10</b>	<b>589</b>	<b>58.9</b>	<b>7 0</b>
<b>Arkansas</b>		<b>9</b>	<b>338</b>	<b>37.6</b>	<b>50</b>	<b>0</b>	<b>1</b>	<b>3</b>	<b>1</b>	<b>3</b>	<b>1-2</b>	<b>32</b>	<b>0</b>	<b>13</b>	<b>839</b>	<b>64.5</b>	<b>10 0</b>

# GAME 3: MISSOURI STATE

## TEAM COMPARISON GAME-BY-GAME STATISTICS

Opponent	Score	First Downs				Rushing Number-Yards	Passing		Total Offense Plays-Yards	Return Yards	Turn- Overs
		Total	Rush	Pass	Pen		Comp-Att.-Int	Yards			
Cincinnati	31-24	23 / 24	11 / 7	11 / 15	1 / 2	45-224 / 31-113	18-26-0 / 26-43-1	223 / 325	71-447 / 74-438	72 / 66	1 / 2
South Carolina	44-30	28 / 22	20 / 5	7 / 12	1 / 5	65-295 / 29-40	18-21-0 / 24-39-1	162 / 376	86-457 / 68-416	42 / 55	0 / 3
<b>Totals</b>	<b>75-54</b>	<b>51 / 46</b>	<b>31 / 12</b>	<b>18 / 27</b>	<b>2 / 7</b>	<b>110-519 / 60-153</b>	<b>36-47-0 / 50-82-2</b>	<b>385 / 701</b>	<b>157-904 / 142-854</b>	<b>114 / 121</b>	<b>1 / 5</b>

Opponents	3rd Down Conversion	4th Down Conversion	Time of Possession	TOP Margin	Avg Yds/Rush	Avg Yds/Pass	Avg Yds/Play	Punting Number-Avg	Penalties Number-Yards	Sacks
Cincinnati	8-16 / 8-16	0-0 / 1-1	28:36 / 31:24	-02:48	5.0 / 3.6	8.6 / 7.6	6.3 / 5.9	6-38.5 / 4-46.3	7-63.0 / 10-65.0	3 / 2
South Carolina	9-16 / 3-10	2-3 / 1-2	34:38 / 25:22	09:16	4.5 / 1.4	7.7 / 9.6	5.3 / 6.1	3-35.7 / 3-21.7	10-122.0 / 5-41.0	6 / 2
<b>Totals</b>	<b>17-32 / 11-26</b>	<b>2-3 / 2-3</b>	<b>63:14 / 56:46</b>	<b>06:28</b>	<b>4.7 / 2.6</b>	<b>8.2 / 8.5</b>	<b>5.8 / 6.0</b>	<b>9-37.6 / 7-35.7</b>	<b>17-185.0 / 15-106.0</b>	<b>9 / 4</b>

Note: Game totals are displayed in the format TEAM/OPPONENT for each category

## ARKANSAS INDIVIDUAL STATISTICS

### Rushing

Player	gp	att	gain	loss	net	avg	td	lg	avg/g
Raheim Sanders	2	44	282	9	273	6.2	2	47	136.5
K.J. Jefferson	2	37	166	37	129	3.5	2	16	64.5
AJ Green	2	12	61	0	61	5.1	1	14	30.5
Rashod Dubinion	2	10	31	0	31	3.1	1	13	15.5
Jadon Haselwood	2	3	5	2	3	1.0	0	3	1.5
Malik Hornsby	2	2	21	0	21	10.5	0	13	10.5
Matt Landers	2	1	6	0	6	6.0	0	6	3.0
Team	2	1	0	5	-5	-5.0	0	0	-2.5
<b>Total</b>	<b>2</b>	<b>110</b>	<b>572</b>	<b>53</b>	<b>519</b>	<b>4.7</b>	<b>6</b>	<b>47</b>	<b>259.5</b>
<b>Opponents</b>	<b>2</b>	<b>60</b>	<b>239</b>	<b>86</b>	<b>153</b>	<b>2.6</b>	<b>4</b>	<b>35</b>	<b>76.5</b>

### Passing

Player	gp	effic	comp-att-int	pct	yds	td	lg	avg/g
K.J. Jefferson	2	173.5	36-47-0	76.6	385	4	32	192.5
<b>Total</b>	<b>2</b>	<b>173.5</b>	<b>36-47-0</b>	<b>76.6</b>	<b>385</b>	<b>4</b>	<b>32</b>	<b>192.5</b>
<b>Opponents</b>	<b>2</b>	<b>140.0</b>	<b>50-82-2</b>	<b>61.0</b>	<b>701</b>	<b>3</b>	<b>64</b>	<b>350.5</b>

### Receiving

Player	gp	no.	yds	avg	td	lg	avg/g
Jadon Haselwood	2	8	72	9.0	1	19	36.0
Trey Knox	2	7	80	11.4	2	32	40.0
Matt Landers	2	7	88	12.6	0	20	44.0
Raheim Sanders	2	6	42	7.0	0	17	21.0
Warren Thompson	2	5	58	11.6	1	23	29.0
Malik Hornsby	2	1	9	9.0	0	9	4.5
Ketron Jackson Jr.	2	1	7	7.0	0	7	3.5
Rashod Dubinion	2	1	29	29.0	0	29	14.5
<b>Total</b>	<b>2</b>	<b>36</b>	<b>385</b>	<b>10.7</b>	<b>4</b>	<b>32</b>	<b>192.5</b>
<b>Opponents</b>	<b>2</b>	<b>50</b>	<b>701</b>	<b>14.0</b>	<b>3</b>	<b>64</b>	<b>350.5</b>



# GAME 3: MISSOURI STATE

## ARKANSAS INDIVIDUAL STATISTICS

### Scoring

Player	td	fg	PAT						pts
			kick	rush	rcv	pass	dxp	saf	
Cam Little	-	1-2	10-10	-	-	-	-	-	13
K.J. Jefferson	2	-	-	-	-	-	-	-	12
Trey Knox	2	-	-	-	-	-	-	-	12
Raheim Sanders	2	-	-	-	-	-	-	-	12
Warren Thompson	1	-	-	-	-	-	-	-	6
Jadon Haselwood	1	-	-	-	-	-	-	-	6
AJ Green	1	-	-	-	-	-	-	-	6
Rashod Dubinion	1	-	-	-	-	-	-	-	6
<b>Total</b>	<b>10</b>	<b>1-2</b>	<b>10-10</b>	<b>0</b>	<b>0</b>	<b>0</b>	<b>0</b>	<b>1</b>	<b>75</b>
<b>Opponents</b>	<b>7</b>	<b>2-4</b>	<b>4-5</b>	<b>0</b>	<b>1</b>	<b>1</b>	<b>0</b>	<b>0</b>	<b>54</b>

### Total Offense

Player	g	plays	rush	pass	total	avg/g
K.J. Jefferson	2	84	129	385	514	257.0
Raheim Sanders	2	44	273	0	273	136.5
AJ Green	2	12	61	0	61	30.5
Rashod Dubinion	2	10	31	0	31	15.5
Malik Hornsby	2	2	21	0	21	10.5
Matt Landers	2	1	6	0	6	3.0
Jadon Haselwood	2	3	3	0	3	1.5
Team	2	0	-5	0	-5	-2.5
<b>Total</b>	<b>2</b>	<b>157</b>	<b>519</b>	<b>385</b>	<b>904</b>	<b>452.0</b>
<b>Opponents</b>	<b>2</b>	<b>142</b>	<b>153</b>	<b>701</b>	<b>854</b>	<b>427.0</b>

### Field Goals

Player	fg	pct.	01-19	20-29	30-39	40-49	50-99	lg	blk
Cam Little	1-2	50.0	0-0	0-0	1-1	0-0	0-1	32	0
<b>Opponents</b>	<b>2-4</b>	<b>50.0</b>	<b>0-0</b>	<b>2-3</b>	<b>0-0</b>	<b>0-1</b>	<b>0-0</b>	<b>28</b>	<b>0</b>

### Punting

Player	no.	yds	avg	lg	tb	fc	i20	50+	blk
Max Fletcher	9	338	37.6	50	1	3	3	1	0
<b>Total</b>	<b>9</b>	<b>338</b>	<b>37.6</b>	<b>50</b>	<b>1</b>	<b>3</b>	<b>3</b>	<b>1</b>	<b>0</b>
<b>Opponents</b>	<b>7</b>	<b>250</b>	<b>35.7</b>	<b>54</b>	<b>0</b>	<b>2</b>	<b>2</b>	<b>2</b>	<b>0</b>

### FG Sequence

Team Name	Arkansas	Opponents
Cincinnati	(32)	25,48,(26)
South Carolina	50	(28)

Numbers in (parentheses) indicate field goal was made

### Kickoffs

Player	no.	yds	avg	tb	ob	retn	net	ydln
Jake Bates	13	839	64.5	10	0			
<b>Total</b>	<b>13</b>	<b>839</b>	<b>64.5</b>	<b>10</b>	<b>0</b>	<b>3</b>	<b>38.8</b>	<b>26</b>
<b>Opponents</b>	<b>10</b>	<b>589</b>	<b>58.9</b>	<b>7</b>	<b>0</b>	<b>2</b>	<b>37.7</b>	<b>27</b>

## GAME-BY-GAME OFFENSIVE LINE SNAPS

Player	Total	CIN	SC	MSU	A&M	ALA	MSU	BYU	AUB	LIB	LSU	OM	MIZ
Luke Jones	161	73	88										
Brady Latham	161	73	88										
Ricky Stromberg	161	73	88										
Beaux Limmer	161	73	88										
Dalton Wagner	152	73	79										
Ty'Kieast Crawford	9	0	9										

## ARKANSAS INDIVIDUAL STATISTICS

### All Purpose

Player	g	rush	rcv	pr	kr	ir	total	avg/g
Raheim Sanders	2	273	42	0	0	0	315	157.5
K.J. Jefferson	2	129	0	0	0	0	129	64.5
Matt Landers	2	6	88	0	0	0	94	47.0
Trey Knox	2	0	80	0	0	0	80	40.0
AJ Green	2	61	0	0	16	0	77	38.5
Jadon Haselwood	2	3	72	0	0	0	75	37.5
Rashod Dubinion	2	31	29	0	0	0	60	30.0
Warren Thompson	2	0	58	0	0	0	58	29.0
Dwight McGlothern	2	0	0	0	0	51	51	25.5
Bumper Pool	2	0	0	0	34	0	34	17.0
Malik Hornsby	2	21	9	0	0	0	30	15.0
Bryce Stephens	2	0	0	16	0	0	16	8.0
Ketron Jackson Jr.	2	0	7	0	0	0	7	3.5
Team	2	-5	0	0	0	0	-5	-2.5
<b>Total</b>	<b>2</b>	<b>519</b>	<b>385</b>	<b>16</b>	<b>50</b>	<b>51</b>	<b>1021</b>	<b>510.5</b>
<b>Opponents</b>	<b>2</b>	<b>153</b>	<b>701</b>	<b>37</b>	<b>84</b>	<b>0</b>	<b>975</b>	<b>487.5</b>

### Punt Returns

Player	no.	yds	avg	td	lg
Bryce Stephens	2	16	8.0	0	13
<b>Total</b>	<b>2</b>	<b>16</b>	<b>8.0</b>	<b>0</b>	<b>13</b>
<b>Opponents</b>	<b>2</b>	<b>37</b>	<b>18.5</b>	<b>0</b>	<b>30</b>

### Interceptions

Player	no.	yds	avg	td	lg
Dwight McGlothern	2	51	25.5	0	51
<b>Total</b>	<b>2</b>	<b>51</b>	<b>25.5</b>	<b>0</b>	<b>51</b>
<b>Opponents</b>	<b>0</b>	<b>0</b>	<b>0.0</b>	<b>0</b>	<b>0</b>

### Kick Returns

Player	no.	yds	avg	td	lg
Bumper Pool	1	34	34.0	0	34
AJ Green	1	16	16.0	0	16
<b>Total</b>	<b>2</b>	<b>50</b>	<b>25.0</b>	<b>0</b>	<b>34</b>
<b>Opponents</b>	<b>3</b>	<b>84</b>	<b>28.0</b>	<b>0</b>	<b>31</b>

### Fumble Returns

Player	no.	yds	avg	td	lg
Hudson Clark	1	-5	-5.0	0	0
Jordan Domineck	1	2	2.0	0	2
Chris Paul Jr.	1	0	0.0	0	0
<b>Total</b>	<b>3</b>	<b>-3</b>	<b>-1.0</b>	<b>0</b>	<b>2</b>
<b>Opponents</b>	<b>1</b>	<b>0</b>	<b>0.0</b>	<b>0</b>	<b>0</b>

ARKANSAS DEFENSIVE STATISTICS

			Tackles				Sacks	Pass defense			Fumbles		blkd	
##	Player	gp	ua	a	tot	tfl/yds	no-yds	int-yds	brup	qbh	fr-yds	ff	kick	saf
10	Bumper Pool	2	7	13	20	2-17	1-15	.	1	1	.	.	.	.
42	Drew Sanders	2	11	5	16	4-20	3-18	.	1	1	.	2	.	.
15	Simeon Blair	2	5	7	12	1-1	.	.	.	.	.	.	.	.
27	Chris Paul Jr.	2	5	5	10	1.5-8	0.5-4	.	.	.	1-0	1	.	.
7	Latavious Brini	2	5	4	9	.	.	.	.	1	.	1	.	.
3	Dwight McGlothorn	2	6	2	8	.	.	2-51	1	.	.	.	.	.
1	Jalen Catalon	1	5	3	8	.	.	.	.	1	.	.	.	.
17	Hudson Clark	2	4	2	6	.	.	.	2	.	1--5	1	.	.
8	Jayden Johnson	2	4	1	5	1-6	1-6	.	.	1	.	1	.	.
99	Terry Hampton	2	2	3	5	1-1	.	.	.	.	.	.	.	.
40	Landon Jackson	2	2	3	5	0.5-6	0.5-6	.	.	1	.	.	.	.
5	Cameron Ball	2	1	3	4	.	.	.	.	.	.	.	.	.
19	Khari Johnson	2	1	2	3	1-5	.	.	.	.	.	.	.	.
2	Myles Slusher	1	3	.	3	1-1	.	.	.	.	.	.	.	.
58	Jashaud Stewart	2	.	3	3	0.5-4	0.5-4	.	.	1	.	.	.	.
14	Jordan Domineck	2	2	1	3	2-20	2-20	.	.	.	1-2	1	.	.
33	Isaiah Nichols	2	3	.	3	.	.	.	.	.	.	.	.	.
56	Zach Williams	2	1	2	3	1.5-8	0.5-6	.	.	1	.	.	.	.
11	LaDarrius Bishop	2	1	1	2	.	.	.	.	.	.	.	.	.
36	Jordan Crook	2	2	.	2	.	.	.	.	.	.	.	.	.
37	Eric Thomas Jr.	2	.	2	2	.	.	.	.	.	.	.	.	.
50	Eric Gregory	2	.	1	1	.	.	.	.	2	.	.	.	.
48	Eli Stein	2	1	.	1	.	.	.	.	.	.	.	.	.
45	Jackson Woodard	2	.	1	1	.	.	.	.	.	.	.	.	.
	Totals	2	71	64	135	17-97	9-79	2-51	5	10	3--3	7	0	1
	Opponents	2	84	94	178	13-45	4-31	0-0	4	1	1-0	1	0	0

# GAME 3: MISSOURI STATE

## ARKANSAS INDIVIDUAL GAME HIGHS

RUSHES	24	Raheim Sanders vs South Carolina (09/10/2022)
YARDS RUSHING	156	Raheim Sanders vs South Carolina (09/10/2022)
TD RUSHES	2	Raheim Sanders vs South Carolina (09/10/2022)
LONG RUSH	47	Raheim Sanders vs South Carolina (09/10/2022)
PASS ATTEMPTS	26	K.J. Jefferson vs Cincinnati (09/03/2022)
PASS COMPLETIONS	18	K.J. Jefferson vs South Carolina (09/10/2022)
	18	K.J. Jefferson vs Cincinnati (09/03/2022)
YARDS PASSING	223	K.J. Jefferson vs Cincinnati (09/03/2022)
TD PASSES	3	K.J. Jefferson vs Cincinnati (09/03/2022)
LONG PASS	32	K.J. Jefferson vs Cincinnati (09/03/2022)
RECEPTIONS	6	Trey Knox vs Cincinnati (09/03/2022)
YARDS RECEIVING	75	Trey Knox vs Cincinnati (09/03/2022)
TD RECEPTIONS	2	Trey Knox vs Cincinnati (09/03/2022)
LONG RECEPTION	32	Trey Knox vs Cincinnati (09/03/2022)
PUNTS	6	Max Fletcher vs Cincinnati (09/03/2022)
PUNTING AVG	38.5	Max Fletcher vs Cincinnati (09/03/2022)
LONG PUNT	50	Max Fletcher vs Cincinnati (09/03/2022)
PUNTS INSIDE 20	2	Max Fletcher vs South Carolina (09/10/2022)
LONG PUNT RETURN	13	Bryce Stephens vs South Carolina (09/10/2022)
LONG KICKOFF RETURN	34	Bumper Pool vs South Carolina (09/10/2022)
TACKLES	13	Bumper Pool vs Cincinnati (09/03/2022)
SACKS	2	Drew Sanders vs South Carolina (09/10/2022)
TACKLES FOR LOSS	3	Drew Sanders vs South Carolina (09/10/2022)

## ARKANSAS TEAM GAME HIGHS

RUSHES	65	South Carolina (09/10/2022)
YARDS RUSHING	295	South Carolina (09/10/2022)
YARDS PER RUSH	5.0	Cincinnati (09/03/2022)
TD RUSHES	5	South Carolina (09/10/2022)
PASS ATTEMPTS	26	Cincinnati (09/03/2022)
PASS COMPLETIONS	18	South Carolina (09/10/2022)
	18	Cincinnati (09/03/2022)
YARDS PASSING	223	Cincinnati (09/03/2022)
YARDS PER PASS	8.6	Cincinnati (09/03/2022)
TD PASSES	3	Cincinnati (09/03/2022)
TOTAL PLAYS	86	South Carolina (09/10/2022)
TOTAL OFFENSE	457	South Carolina (09/10/2022)
YARDS PER PLAY	6.3	Cincinnati (09/03/2022)
POINTS	44	South Carolina (09/10/2022)
SACKS BY	6	South Carolina (09/10/2022)
FIRST DOWNS	28	South Carolina (09/10/2022)
PENALTIES	10	South Carolina (09/10/2022)
PENALTY YARDS	122	South Carolina (09/10/2022)
TURNOVERS	1	Cincinnati (09/03/2022)
PUNTS	6	Cincinnati (09/03/2022)
PUNTING AVG	38.5	Cincinnati (09/03/2022)
LONG PUNT	50	Cincinnati (09/03/2022)
PUNTS INSIDE 20	2	South Carolina (09/10/2022)
LONG PUNT RETURN	13	South Carolina (09/10/2022)



## GAME 3: MISSOURI STATE

### OPPONENT INDIVIDUAL GAME HIGHS

<b>RUSHES</b>	12	Spencer Rattler vs South Carolina (09/10/2022)
	12	Corey Kiner vs Cincinnati (09/03/2022)
<b>YARDS RUSHING</b>	59	Corey Kiner vs Cincinnati (09/03/2022)
<b>TD RUSHES</b>	1	MarShawn Lloyd vs South Carolina (09/10/2022)
	1	Jaheim Bell vs South Carolina (09/10/2022)
	1	Juju McDowell vs South Carolina (09/10/2022)
	1	Corey Kiner vs Cincinnati (09/03/2022)
<b>LONG RUSH</b>	35	Charles McClelland vs Cincinnati (09/03/2022)
<b>PASS ATTEMPTS</b>	43	Ben Bryant vs Cincinnati (09/03/2022)
<b>PASS COMPLETIONS</b>	26	Ben Bryant vs Cincinnati (09/03/2022)
<b>YARDS PASSING</b>	376	Spencer Rattler vs South Carolina (09/10/2022)
<b>TD PASSES</b>	2	Ben Bryant vs Cincinnati (09/03/2022)
<b>LONG PASS</b>	64	Spencer Rattler vs South Carolina (09/10/2022)
<b>RECEPTIONS</b>	8	Antwane Wells Jr. vs South Carolina (09/10/2022)
<b>YARDS RECEIVING</b>	189	Antwane Wells Jr. vs South Carolina (09/10/2022)
<b>TD RECEPTIONS</b>	1	Antwane Wells Jr. vs South Carolina (09/10/2022)
	1	Leonard Taylor vs Cincinnati (09/03/2022)
	1	Nick Mardner vs Cincinnati (09/03/2022)
<b>LONG RECEPTION</b>	64	Antwane Wells Jr. vs South Carolina (09/10/2022)
<b>FIELD GOALS</b>	1	Mitch Jeter vs South Carolina (09/10/2022)
	1	Ryan Coe vs Cincinnati (09/03/2022)
<b>LONG FIELD GOALS</b>	28	Mitch Jeter vs South Carolina (09/10/2022)
<b>PUNTS</b>	4	Mason Fletcher vs Cincinnati (09/03/2022)
<b>PUNTING AVG</b>	46.3	Mason Fletcher vs Cincinnati (09/03/2022)
<b>LONG PUNT</b>	54	Mason Fletcher vs Cincinnati (09/03/2022)
<b>PUNTS INSIDE 20</b>	2	Mason Fletcher vs Cincinnati (09/03/2022)
<b>LONG PUNT RETURN</b>	30	Tre Tucker vs Cincinnati (09/03/2022)
<b>LONG KICKOFF RETURN</b>	31	Xavier Legette vs South Carolina (09/10/2022)
<b>TACKLES</b>	12	Zacch Pickens vs South Carolina (09/10/2022)
	12	Ivan Pace Jr. vs Cincinnati (09/03/2022)
<b>SACKS</b>	1	Jordan Burch vs South Carolina (09/10/2022)
	1	Jordan Strachan vs South Carolina (09/10/2022)
	1	Jaquan Sheppard vs Cincinnati (09/03/2022)
	1	Ivan Pace Jr. vs Cincinnati (09/03/2022)
<b>TACKLES FOR LOSS</b>	3.5	Ivan Pace Jr. vs Cincinnati (09/03/2022)
<b>INTERCEPTIONS</b>	none	

### OPPONENT TEAM GAME HIGHS

<b>RUSHES</b>	31	Cincinnati (09/03/2022)
<b>YARDS RUSHING</b>	113	Cincinnati (09/03/2022)
<b>YARDS PER RUSH</b>	3.6	Cincinnati (09/03/2022)
<b>TD RUSHES</b>	3	South Carolina (09/10/2022)
<b>PASS ATTEMPTS</b>	43	Cincinnati (09/03/2022)
<b>PASS COMPLETIONS</b>	26	Cincinnati (09/03/2022)
<b>YARDS PASSING</b>	376	South Carolina (09/10/2022)
<b>YARDS PER PASS</b>	9.6	South Carolina (09/10/2022)
<b>TD PASSES</b>	2	Cincinnati (09/03/2022)
<b>TOTAL PLAYS</b>	74	Cincinnati (09/03/2022)
<b>TOTAL OFFENSE</b>	438	Cincinnati (09/03/2022)
<b>YARDS PER PLAY</b>	6.1	South Carolina (09/10/2022)
<b>POINTS</b>	30	South Carolina (09/10/2022)
<b>SACKS BY</b>	2	South Carolina (09/10/2022)
	2	Cincinnati (09/03/2022)
<b>FIRST DOWNS</b>	24	Cincinnati (09/03/2022)
<b>PENALTIES</b>	10	Cincinnati (09/03/2022)
<b>PENALTY YARDS</b>	65	Cincinnati (09/03/2022)
<b>TURNOVERS</b>	3	South Carolina (09/10/2022)
<b>PUNTS</b>	4	Cincinnati (09/03/2022)
<b>PUNTING AVG</b>	46.3	Cincinnati (09/03/2022)
<b>LONG PUNT</b>	54	Cincinnati (09/03/2022)
<b>PUNTS INSIDE 20</b>	2	Cincinnati (09/03/2022)
<b>LONG PUNT RETURN</b>	30	Cincinnati (09/03/2022)

## GAME 3: MISSOURI STATE

### ARKANSAS 3RD-DOWN CONVERSIONS

Date	Opponent		Score	Overall		1st Qtr		2nd Qtr		3rd Qtr		4th Qtr		Overtime	
09/03/2022	Cincinnati	W	31-24	8-16	50.0	0-2	0.0	4-7	57.1	2-3	66.7	2-4	50.0	0-0	0.0
09/10/2022	South Carolina	W	44-30	9-16	56.3	3-4	75.0	1-3	33.3	3-5	60.0	2-4	50.0	0-0	0.0
<b>Arkansas</b>				<b>17-32</b>	<b>53.1</b>	<b>3-6</b>	<b>50.0</b>	<b>5-10</b>	<b>50.0</b>	<b>5-8</b>	<b>62.5</b>	<b>4-8</b>	<b>50.0</b>	<b>0-0</b>	<b>0.0</b>
<b>Opponents</b>				<b>11-26</b>	<b>42.3</b>	<b>3-7</b>	<b>42.9</b>	<b>0-7</b>	<b>0.0</b>	<b>5-7</b>	<b>71.4</b>	<b>3-5</b>	<b>60.0</b>	<b>0-0</b>	<b>0.0</b>

### ARKANSAS 4TH-DOWN CONVERSIONS

Date	Opponent		Score	Overall		1st Qtr		2nd Qtr		3rd Qtr		4th Qtr		Overtime	
09/03/2022	Cincinnati	W	31-24	0-0	0.0	0-0	0.0	0-0	0.0	0-0	0.0	0-0	0.0	0-0	0.0
09/10/2022	South Carolina	W	44-30	2-3	66.7	1-1	100.0	1-1	100.0	0-1	0.0	0-0	0.0	0-0	0.0
<b>Arkansas</b>				<b>2-3</b>	<b>66.7</b>	<b>1-1</b>	<b>100.0</b>	<b>1-1</b>	<b>100.0</b>	<b>0-1</b>	<b>0.0</b>	<b>0-0</b>	<b>0.0</b>	<b>0-0</b>	<b>0.0</b>
<b>Opponents</b>				<b>2-3</b>	<b>66.7</b>	<b>0-0</b>	<b>0.0</b>	<b>2-3</b>	<b>66.7</b>	<b>0-0</b>	<b>0.0</b>	<b>0-0</b>	<b>0.0</b>	<b>0-0</b>	<b>0.0</b>

### ARKANSAS TIME OF POSSESSION

Date	Opponent		Score	Overall	1st Qtr	2nd Qtr	3rd Qtr	4th Qtr	Overtime
09/03/2022	Cincinnati	W	31-24	28:36	04:19	08:36	06:27	09:14	00:00
09/10/2022	South Carolina	W	44-30	34:38	05:38	11:03	05:11	12:46	00:00
<b>Arkansas</b>				<b>Total</b>	<b>09:57</b>	<b>19:39</b>	<b>11:38</b>	<b>22:00</b>	<b>00:00</b>
				<b>Avg.</b>	<b>04:59</b>	<b>09:50</b>	<b>05:49</b>	<b>11:00</b>	<b>00:00</b>
<b>Opponents</b>				<b>Total</b>	<b>16:18</b>	<b>14:06</b>	<b>11:42</b>	<b>14:40</b>	<b>00:00</b>
				<b>Avg.</b>	<b>08:09</b>	<b>07:03</b>	<b>05:51</b>	<b>07:20</b>	<b>00:00</b>

ARKANSAS PASSING GAME-BY-GAME STATISTICS

#1 K.J. Jefferson	Comp	Att	Int	Pct	Yards	TD	Long	Sacked	Effic.
Cincinnati	18	26	0	69.2	223	3	32	2-19	179.4
South Carolina	18	21	0	85.7	162	1	23	2-12	166.2
<b>Totals</b>	<b>36</b>	<b>47</b>	<b>0</b>	<b>76.6</b>	<b>385</b>	<b>4</b>	<b>32</b>	<b>4-31</b>	<b>173.5</b>

ARKANSAS RUSHING/RECEIVING GAME-BY-GAME STATISTICS

Rushing

Player	No-Yds/TD	UC	USC
Raheim Sanders	44-273/2	20-117/0	24-156/2
K.J. Jefferson	37-129/2	18-62/1	19-67/1
AJ Green	12-61/1	3-18/0	9-43/1
Rashod Dubinion	10-31/1	2-16/0	8-15/1
Jadon Haselwood	3-3/0	1--2/0	2-5/0
Malik Hornsby	2-21/0	1-13/0	1-8/0
Matt Landers	1-6/0	-	1-6/0

Receiving

Player	No-Yds/TD	UC	USC
Jadon Haselwood	8-72/1	3-42/1	5-30/0
Matt Landers	7-88/0	3-43/0	4-45/0
Trey Knox	7-80/2	6-75/2	1-5/0
Raheim Sanders	6-42/0	3-12/0	3-30/0
Warren Thompson	5-58/1	2-22/0	3-36/1
Rashod Dubinion	1-29/0	1-29/0	-
Malik Hornsby	1-9/0	-	1-9/0
Ketron Jackson Jr.	1-7/0	-	1-7/0

## ARKANSAS RETURNS GAME-BY-GAME STATISTICS

### Punt Returns

Player	No-Yds	UC	USC
Bryce Stephens	2-16	1-3	1-13

### Kick Returns

Player	No-Yds	UC	USC
Bumper Pool	1-34	-	1-34
AJ Green	1-16	1-16	-

### Interceptions Returns

Player	No-Yds	UC	USC
Dwight McGlothern	2-51	1-51	1-0

### Fumble Returns

Player	No-Yds	UC	USC
Jordan Domineck	1-2	1-2	-
Chris Paul Jr.	1-0	-	1-0
Hudson Clark	1--5	-	1--5

## ARKANSAS TACKLES FOR LOSS GAME-BY-GAME STATISTICS

Player	UA-A	Total	UC	USC
Drew Sanders	4-0	4.0	1.0-6	3.0-14
Bumper Pool	2-0	2.0	1.0-2	1.0-15
Jordan Domineck	2-0	2.0	1.0-10	1.0-10
Chris Paul Jr.	1-1	1.5	-	1.5-8
Zach Williams	1-1	1.5	1.5-8	-
Myles Slusher	1-0	1.0	1.0-1	DNP
Jayden Johnson	1-0	1.0	-	1.0-6
Simeon Blair	1-0	1.0	1.0-1	-
Khari Johnson	1-0	1.0	-	1.0-5
Terry Hampton	1-0	1.0	1.0-1	-
Landon Jackson	0-1	0.5	0.5-6	-
Jashaud Stewart	0-1	0.5	-	0.5-4

## ARKANSAS SACKS GAME-BY-GAME STATISTICS

Player	UA-A	Total	UC	USC
Drew Sanders	3-0	3	1-6	2-12
Jordan Domineck	2-0	2	1-10	1-10
Jayden Johnson	1-0	1	-	1-6
Bumper Pool	1-0	1	-	1-15
Chris Paul Jr.	0-1	0.5	-	0.5-4
Landon Jackson	0-1	0.5	0.5-6	-
Zach Williams	0-1	0.5	0.5-6	-
Jashaud Stewart	0-1	0.5	-	0.5-4



ARKANSAS TOTAL TACKLES GAME-BY-GAME STATISTICS

Player	S-A	Total	UC	USC
Bumper Pool	7-13	20	4-9	3-4
Drew Sanders	11-5	16	3-2	8-3
Simeon Blair	5-7	12	3-4	2-3
Chris Paul Jr.	5-5	10	1-4	4-1
Latavious Brini	5-4	9	2-3	3-1
Dwight McGlothern	6-2	8	3-1	3-1
Jalen Catalon	5-3	8	5-3	DNP
Hudson Clark	4-2	6	2-1	2-1
Jayden Johnson	4-1	5	1-1	3-0
Terry Hampton	2-3	5	2-1	0-2
Landon Jackson	2-3	5	2-3	-
Cameron Ball	1-3	4	1-1	0-2
Myles Slusher	3-0	3	3-0	DNP
Isaiah Nichols	3-0	3	-	3-0
Jordan Domineck	2-1	3	1-1	1-0
Zach Williams	1-2	3	1-1	0-1
Khari Johnson	1-2	3	-	1-2
Jashaud Stewart	0-3	3	0-1	0-2
Jordan Crook	2-0	2	-	2-0
LaDarrius Bishop	1-1	2	1-0	0-1
Eric Thomas Jr.	0-2	2	0-1	0-1
Eli Stein	1-0	1	1-0	-
Eric Gregory	0-1	1	-	0-1
Jackson Woodard	0-1	1	0-1	-

ARKANSAS FUMBLES GAME-BY-GAME STATISTICS

Fumbles

Player	No-Lost	UC	USC
K.J. Jefferson	2-1	2-1	-
Jadon Haselwood	1-0	1-0	-

Fumbles Forced

Player	Number	UC	USC
Drew Sanders	2	-	2
Latavious Brini	1	-	1
Jayden Johnson	1	-	1
Jordan Domineck	1	1	-
Hudson Clark	1	1	-
Chris Paul Jr.	1	-	1

Fumbles Recovered

Player	Number	UC	USC
Jordan Domineck	1	1	-
Hudson Clark	1	-	1
Chris Paul Jr.	1	-	1

## WEEKLY MEDIA SCHEDULE: MISSOURI STATE

11 SUN	12 MON	13 TUES	14 WED	15 THURS	16 FRI	17 SAT
No media availability	<b>Noon</b> Presser: Coach Pittman  <b>4:45 p.m.</b> Practice Viewing	<b>4:05 p.m.</b> Practice Viewing  <b>6:15 p.m.</b> Zoom: Student-Athletes	<b>10:40 a.m.</b> SEC Teleconference  <b>2 p.m.</b> Zoom: Coach Pittman	No media availability	No media availability	<b>Gameday</b> Missouri State Kickoff - 6 p.m. TV - ESPN+/SECN+  <b>Postgame Presser</b> Coach Pittman & Student-Athletes

### ARKANSAS COMMUNICATIONS



#### KYLE PARKINSON

Associate AD/Communications

Cell .....(479) 387-4753

Email.....kparkin@uark.edu

Twitter.....@TheOtherKP



#### OLIVER GRIGG

Assistant Director/Communications

Cell .....(479) 502-6577

Email.....ogrigg@uark.edu

Twitter.....@Oliver\_Grigg



#### GRACE TAFOLLA

Assistant Director/Communications

Cell .....(479) 684-9591

Email.....gtafolla@uark.edu

Twitter.....@GraceTafolla

**Office:** (479) 575-2751

**Fax:** (479) 575-7481

**Fayetteville Press Box:** (479) 575-6622

**Little Rock Press Box:** (501) 663-0514

### GAME CREDENTIAL REQUESTS

All requests for media and/or photo credentials must be made online at [SportsSystems.com/Arkansas](https://SportsSystems.com/Arkansas). Requests should be made at least 10 days in advance. Credentials must be requested and will be granted on a game-by-game basis only. No multi-game or full season credentials will be issued.

Credentials will not be mailed. They may be picked up beginning three hours prior to kickoff at the media will call station at the base of the elevator at both Donald W. Reynolds Razorback Stadium in Fayetteville and War Memorial Stadium in Little Rock. Photo identification is required when picking up credentials.

### ARKANSAS FTP SITE

An FTP site is available for members of the media. For more information concerning the FTP site, contact Michelle Glover ([mlglover@uark.edu](mailto:mlglover@uark.edu)).

### COLLEGEPRESSBOX.COM

CollegePressBox.com is the official media website for SEC football. Access and download weekly game notes, quotes, statistics, media guides, headshots, logos, flip cards and more for each of the SEC's members. Login information will be distributed to accredited media or you can apply for a password by sending an email to [password@collegepressbox.com](mailto:password@collegepressbox.com).

### SEC WEEKLY TELECONFERENCE

In conjunction with the Southeastern Conference, head coach Sam Pittman will participate each week in the league's teleconference of football coaches. The teleconferences will be conducted every Wednesday from Aug. 31 to Nov. 16 from 10 a.m. CT to 12:30 p.m. CT. Accredited media members only may access the broadcast-quality teleconference. Callers may participate in the question-and-answer session with an individual coach or all SEC coaches. For more information and the teleconference number, contact the SEC Media Relations Office at (205) 458-3000.

10:00 a.m.	Brian Kelly, LSU
10:10 a.m.	Kirby Smart, Georgia
10:20 a.m.	Billy Napier, Florida
10:30 a.m.	OPEN
<b>10:40 a.m.</b>	<b>Sam Pittman, Arkansas</b>
10:50 a.m.	Josh Heupel, Tennessee
11:00 a.m.	Nick Saban, Alabama
11:10 a.m.	Shane Beamer, South Carolina
11:20 a.m.	Elijah Drinkwitz, Missouri
11:30 a.m.	Jimbo Fisher, Texas A&M
11:40 a.m.	Mark Stoops, Kentucky
11:50 a.m.	Mike Leach, Mississippi State
12:00 p.m.	Lane Kiffin, Ole Miss
12:10 p.m.	Bryan Harsin, Auburn
12:20 p.m.	Clark Lea, Vanderbilt

### SAM PITTMAN LIVE

"Sam Pittman Live," Coach Pittman's weekly radio show presented by Lindsey and Westrock Coffee Company airs on Wednesday nights starting at 7 p.m. For the 14th straight year, the one-hour radio show will be broadcast live from the Catfish Hole. The show will be carried throughout the state of Arkansas on the Razorback Sports Network and locally in Fayetteville on 105.3 FM, 99.5, 92.1 FM and 1290 AM.

### RAZORBACK FOOTBALL WITH SAM PITTMAN

"Razorback Football with Sam Pittman" is the official television coach's show of Razorback football. The one-hour show will air statewide and throughout the region on numerous television affiliates. A total of 12 shows will air throughout the season on the following stations: KATV (Sunday's at 10:30 p.m.), KFSM (Sunday at 10:30 p.m.) and KNXW (Sunday at 9:30 p.m.). The show will also be available regionally on Cox Sports Television on Wednesdays at 6 p.m. and Fox Sports Southwest on Tuesdays at 4 p.m.

### RADIO AFFILIATES

Batesville.....	KWOZ-FM .....	103.3
Camden.....	KCCY-FM .....	95.3
Camden.....	KAMD-FM .....	97.1
Crossett.....	KAGH-FM.....	104.9
Crossett.....	KAGH-AM .....	800
DeQueen.....	KDQN-FM .....	92.1
DeWitt.....	KDEW-FM .....	97.3
El Dorado.....	KMRX-FM .....	96.1
Fayetteville.....	KOSM-FM .....	92.1
Fayetteville.....	KAKS-FM.....	99.5
Fayetteville.....	K237GR.....	95.3
Forrest City.....	KBFC-FM.....	93.5
Fort Smith.....	KERX-FM .....	95.3
Glenwood.....	KHGZ-FM.....	98.9
Glenwood.....	KHGZ-AM .....	670
Hot Springs/Mena.....	KTTG-FM .....	96.3
Jonesboro.....	KEGI-FM .....	100.5
Joplin, Mo. ....	KHST-FM .....	101.7
Little Rock.....	KABZ-FM .....	103.7
Magnolia.....	KZHE-FM .....	100.5
Marshall.....	KBCN-FM.....	104.3
Mena.....	KENA-FM.....	104.1
Monett, Mo. ....	KKBL-FM .....	95.9
Monticello.....	KGPO-FM.....	99.9
Morrilton.....	KCON-FM.....	99.3
Mountain Home.....	KOMT-FM .....	93.5
Ozark.....	KDYN-FM.....	96.7
Ozark.....	KDYN-AM .....	1540
Searcy.....	KRZS-FM .....	99.1
Texarkana.....	KKTK-AM.....	1400
Tulsa, Okla. ....	KYAL-FM .....	99.9
Tulsa, Okla. ....	KYAL-AM.....	1550
Wynne.....	KWYN-FM.....	92.5