



Saturday, October 8, 2022 • 11 a.m. • SEC Network • Davis Wade Stadium (60,311) • Starkville, Miss.

SEC NETWORK

Dave Neal (play-by-play)
Deuce McAllister (analyst)
Tiffany Blackmon (reporter)

RAZORBACK/LEARFIELD RADIO NETWORK

Chuck Barrett (play-by-play)
Quinn Grovey (analyst)
Geno Bell (reporter)

SIRIUS XM RADIO

Channel 106 or 192
App 963

COACHING STAFF

ON THE FIELD (Year at Arkansas)

Sam Pittman - Head Coach (3rd)
Scott Fountain - Asst. HC/Special Teams Coordinator (3rd)
Kendal Briles - Offensive Coordinator/Quarterbacks (3rd)
Deke Adams - Defensive Line (1st)
Dominique Bowman - Cornerbacks (1st)
Kenny Guiton - Wide Receivers (2nd)
Cody Kennedy - Offensive Line (2nd)
Michael Scherer - Linebackers (2nd)
Jimmy Smith - Running Backs (3rd)

IN THE BOOTH

Barry Odom - Assoc. HC/Def. Coordinator/Safeties (3rd)
Dowell Loggains - Tight Ends (2nd)

FOUR DOWNS

6.5

>>>>>>

LB Drew Sanders leads all FBS defenders in sacks (6.5) this season. Sanders has tallied at least half a sack in all five games, including multiple sacks in two of those five contests.

21

>>>>>>

Arkansas leads the SEC and ranks second nationally in sacks (21), five more than the next closest SEC team (Ole Miss). Eight Razorback defenders have recorded at least one sack this season.

29

>>>>>>

Arkansas has picked off 29 passes since the start of the 2020 season, tied for third most among SEC teams in that span. Kentucky has also recorded 29 interceptions since 2020.

609

>>>>>>

RB Raheim Sanders currently leads the SEC and ranks fifth nationally in rushing yards (609). Sanders is the only FBS player with 600+ rushing yards and 100+ receiving yards this season.



ARKANSAS VS. MISSISSIPPI STATE



ARKANSAS RAZORBACKS (3-2, 1-2 SEC)

AP/Coaches Poll: RV/25

Head Coach: Sam Pittman (Pittsburg State [Kan.], '86)

Career Record: 15-13 (3rd season)

Record at Arkansas: Same

MISSISSIPPI STATE BULLDOGS (4-1, 1-1 SEC)

AP/Coaches Poll: 23/23

Head Coach: Mike Leach (BYU, '83)

Career Record: 154-104 (21st season)

Record at Mississippi State: 15-14 (3rd season)

THE RUNDOWN

• Arkansas goes on the road to take on No. 23 Mississippi State in a battle between a pair of SEC West foes. Kickoff between the Hogs and Bulldogs from inside Davis Wade Stadium is set for 11 a.m. Saturday, Oct. 8, on SEC Network.

• Arkansas, which is receiving votes in the AP Top 25 Poll and checked in at No. 25 in the USA Today Coaches Poll, faces yet another ranked opponent on Saturday. Mississippi State is ranked No. 23 by both the AP and coaches.


• This year's schedule, which has featured four ranked FBS opponents in the first six games, is Arkansas' "toughest" schedule since last season, when the Razorbacks also faced four ranked FBS opponents in their first six games. Since 2020, 21 of Arkansas' 27 FBS opponents have either been ranked or received votes in the national polls.

• QB KJ Jefferson continues to wreak havoc on opposing defenses through the air and on the ground. Jefferson has completed 80-of-121 passes (66.1%) for 1,096 yards and nine touchdowns with one interception while rushing for 312 yards and four scores through five games. Entering this week, Jefferson is the only FBS quarterback to throw for over 1,000 yards and run for over 300 yards this season.

• RB Raheim 'Rocket' Sanders is the Razorbacks' leading ball carrier through five games, totaling 609 yards on 105 carries (5.8 avg.) with four scores on the ground. He leads the SEC in both rushing yards (609) and rushing yards per game (121.8) while ranking second in all-purpose yards (625) this season. Sanders, who has also caught 10 passes for 136 yards and a touchdown, is the only FBS player with 600+ rushing yards and 100+ receiving yards on the season.

• WR Jadon Haselwood leads Arkansas' receiving corps through five games this season with a team-high 24 catches for 251 yards (10.5 avg.) and a pair of touchdowns. A transfer from Oklahoma, Haselwood has caught three or more passes in each of his first five games as a Razorback and has tallied at least one reception in 17 consecutive games dating back to the start of the 2021 season.

• LB Drew Sanders has quickly emerged as one of the top defensive playmakers in all of college football. Sanders has racked up 43 total tackles (22 solo) with a team-leading 7.5 tackles for loss and a team-high 6.5 sacks through five games. Sanders, who leads all FBS defenders in sacks, has tallied at least half a sack in all five games.



KJ JEFFERSON

PASSING

80/121 (66.1%)

1,096 YDS

9 TD/1 INT



RAHEIM SANDERS

RUSHING

105 ATT

609 YDS

4 TD




JADON HASELWOOD

RECEIVING

24 REC

251 YDS

2 TD




DREW SANDERS

TACKLES

43 TOTAL

7.5 TFL

6.5 SACKS



THE GAME: ARKANSAS vs. MISSISSIPPI STATE

INSIDE THE SERIES

All-Time Record: Arkansas leads, 18-13-1
In Fayetteville: Arkansas leads, 4-3
In Starkville: Arkansas leads, 8-7
In Little Rock: Arkansas leads, 6-1-1
In Memphis: Mississippi State leads, 2-0
Most points scored by Arkansas: 58 (2006)
Most points scored by Mississippi State: 54 (2019)
Largest margin of victory by Arkansas: 46 (2003)
Largest margin of victory by Mississippi State: 46 (2018)
Largest win streak by Arkansas: 9 (1999-2007)
Largest win streak by Mississippi State: 4 (2012-15)

SERIES HISTORY

Date	UA/Opp Rank	Site	Result
Nov. 25, 1916		Memphis, Tenn.	L, 20-7
Sept. 30, 1939		Memphis, Tenn.	L, 19-0
Nov. 7, 1992	NR/19	Starkville, Miss.	L, 10-3
Nov. 6, 1993		Little Rock, Ark.	T, 13-13
Nov. 5, 1994	NR/24	Starkville, Miss.	L, 17-7
Nov. 4, 1995		Little Rock, Ark.	W, 26-21
Nov. 23, 1996		Starkville, Miss.	W, 16-13 (OT)
Nov. 22, 1997	NR/14	Fayetteville, Ark.	W, 17-7
Nov. 21, 1998	9/NR	Starkville, Miss.	L, 22-21
Nov. 20, 1999	22/12	Little Rock, Ark.	W, 14-9
Nov. 18, 2000	NR/13	Starkville, Miss.	W, 17-10 (OT)
Nov. 17, 2001		Fayetteville, Ark.	W, 24-21
Nov. 23, 2002		Starkville, Miss.	W, 26-19
Nov. 22, 2003		Fayetteville, Ark.	W, 52-6
Nov. 20, 2004		Starkville, Miss.	W, 24-21
Nov. 10, 2005		Little Rock, Ark.	W, 44-10
Nov. 18, 2006	5/NR	Starkville, Miss.	W, 28-14
Nov. 17, 2007		Little Rock, Ark.	W, 45-31
Nov. 22, 2008		Starkville, Miss.	L, 31-28
Nov. 21, 2009		Little Rock, Ark.	W, 42-21
Nov. 20, 2010	13/22	Starkville, Miss.	W, 38-31 (2OT)
Nov. 19, 2011	6/NR	Little Rock, Ark.	W, 44-17
Nov. 17, 2012		Starkville, Miss.	L, 45-14
Nov. 23, 2013		Little Rock, Ark.	L, 24-17
Nov. 1, 2014		Starkville, Miss.	L, 17-10
Nov. 21, 2015		Fayetteville, Ark.	L, 51-50
Nov. 18, 2016		Starkville, Miss.	W, 58-42
Nov. 18, 2017	NR/16	Fayetteville, Ark.	L, 28-21
Nov. 17, 2018	NR/24	Starkville, Miss.	L, 52-6
Nov. 2, 2019		Fayetteville, Ark.	L, 54-24
Oct. 3, 2020	NR/16	Starkville, Miss.	W, 21-14
Nov. 6, 2021	NR/17	Fayetteville, Ark.	W, 31-28

100-YARD RUSHING GAMES (11)

Player	Date	Rushes	Yards	TDs
Dominique Johnson	11/6/21	17	107	2
Rakeem Boyd	11/2/19	11	114	1
Rawleigh Williams III	11/19/16	16	205	4
Devwah Whaley	11/19/16	19	112	1
Knile Davis	11/20/10	30	187	2
Darren McFadden	11/19/05	21	165	2
De'Arrius Howard	11/20/04	29	125	1
Cedric Cobbs	11/22/03	30	150	2
De'Arrius Howard	11/23/02	25	121	0
Matt Jones	11/17/01	10	131	0
Cedric Cobbs	11/17/01	18	101	3

300-YARD PASSING GAMES (6)

Player	Date	C-A	Yards	TDs
Austin Allen	11/19/16	18-25	303	2
Brandon Allen	11/21/15	30-43	406	7
Tyler Wilson	11/19/11	32-43	365	3
Ryan Mallett	11/20/10	17-26	305	3
Ryan Mallett	11/21/09	18-34	313	5
Nathan Dick	11/22/08	25-43	333	3

100-YARD RECEIVING GAMES (8)

Player	Date	Rec.	Yards	TDs
De'Vion Warren	10/3/20	4	100	1
Hunter Henry	11/21/15	7	129	2
Hunter Henry	11/1/14	7	110	0
Chris Gragg	11/19/11	8	119	1
Jarius Wright	11/20/10	2	105	1
Cobi Hamilton	11/21/09	3	131	2
Lucas Miller	11/22/08	10	201	1
Cedric Washington	11/20/04	5	101	0

TOTALS

100-Yard Rushing Games (Players): 11 (9)
300-Yard Passing Games (Players): 6 (5)
100-Yard Receiving Games (Players): 8 (7)

STATISTICAL BREAKDOWN: ARKANSAS vs. MISSISSIPPI STATE

Arkansas	Rank: SEC (FBS)	Category	Mississippi State	Rank: SEC (FBS)
32.0	10 (63)	Scoring Offense	37.0	5 (30)
30.6	13 (100)	Scoring Defense	21.8	9 (45)
458.6	6 (31)	Total Offense	440.0	8 (45)
433.0	13 (112)	Total Defense	333.0	7 (37)
232.4	3 (9)	Rushing Offense	93.4	13 (119)
143.4	10 (71)	Rushing Defense	118.0	6 (41)
226.2	10 (83)	Passing Offense	346.6	2 (7)
289.6	12 (124)	Passing Defense	215.0	9 (56)
28.0	3 (8)	Kickoff Return Avg.	26.3	5 (14)
14.4	4 (17)	Punt Return Avg.	9.30	6 (46)
30:27	5 (57)	Time of Possession	29:50	7 (67)
42.9%	8 (51)	3rd Down Conv. Pct.	45.9%	(32)
44.3%	13 (108)	3rd Down Conv. Pct. Defense	29.0%	6 (25)
32.9	14 (126)	Net Punting	39.7	9 (59)
0.00	8 (60)	Turnover Margin	0.2	5 (50)
3	9 (60)	Fumbles Recovered	4	6 (34)
5	10 (106)	Fumbles Lost	6	14 (116)
3	10 (79)	Passes Intercepted	6	2 (22)
6	10 (85)	Turnovers Gained	10	2 (22)
6	4 (43)	Turnovers Lost	9	11 (94)
157.8	5 (34)	Passing Efficiency	157.9	4 (33)
139.7	13 (91)	Pass Efficiency Defense	110.7	4 (20)
6.4	10 (61)	Fewest Penalties Per Game	6.2	7 (55)
60.6	10 (79)	Fewest Yards Penalized Per Game	68.6	13 (106)
4.2	1 (2)	Sacks	2.4	5 (43)
1.8	6 (61)	Sacks Allowed	1.8	6 (61)
6.8	3 (28)	Tackles for Loss	4.4	12 (111)
5.8	8 (80)	Tackles for Loss Allowed	4.8	6 (48)
124	3 (20)	First Downs	123	4 (123)
101	10 (78)	First Downs Allowed	92	8 (51)
78.3%	12 (91)	Red Zone Offense	94.1%	5 (20)
85.0%	13 (80)	Red Zone Defense	80.0%	8 (48)

INDIVIDUAL STATS

ARKANSAS					MISSISSIPPI STATE						
Rushing	Att.	Yds.	Avg.	TD	Rushing	Att.	Yds.	Avg.	TD		
Raheim Sanders	105	609	5.8	4	Dillon Johnson	50	302	6.0	1		
KJ Jefferson	81	312	3.9	4	Jo'quavious Marks	36	193	5.4	4		
AJ Green	28	117	4.2	2							
Passing	Comp.	Att.	Yds.	TD/INT	Passing	Comp.	Att.	Yds.	TD/INT		
KJ Jefferson	80	121	1,096	9/1	Will Rogers	171	234	1,715	19/3		
Receiving	Rec.	Yds.	Avg.	TD	Receiving	Rec.	Yds.	Avg.	TD		
Jadon Haselwood	24	251	10.5	2	Dillon Johnson	25	160	6.0	0		
Matt Landers	17	261	15.4	0	Rufus Harvey	24	229	9.5	2		
Trey Knox	12	154	12.8	2	Caleb Ducking	24	272	11.3	6		
Raheim Sanders	10	136	13.6	1	Rara Thomas	20	359	18.0	3		
Warren Thompson	8	122	15.3	2	Lideatrick Griffin	19	206	10.8	1		
Ketron Jackson Jr.	7	151	21.6	2	Jo'quavious Mark	12	60	5.0	0		
					Jamire Calvin	10	50	5.0	1		
Punting	No.	Yds.	Avg.	Long	Punting	No.	Yds.	Avg.	Long		
Max Fletcher	26	1,009	38.8	51	George Georgopoulos	11	462	42.0	50		
Punt Returns	No.	Yds.	Avg.	TD	Long	Punt Returns	No.	Yds.	Avg.	TD	Long
Bryce Stephens	9	130	14.4	1	82	Zavion Thomas	7	89	12.7	0	26
Kickoff Returns	No.	Yds.	Avg.	TD	Long	Kickoff Returns	No.	Yds.	Avg.	TD	Long
AJ Green	2	50	25.0	0	34	Lideatrick Griffin	7	216	30.9	0	42
Scoring	TD	FG	PAT	Total	Scoring	TD	FG	PAT	Points		
Cam Little	-	4-6	20-20	32	Caleb Ducking	6	-	-	36		
Raheim Sanders	5	-	-	30							
Tackles	UT-AT	TT	TFL	Other	Tackles	UT-AT	TT	TFL	Other		
Bumper Pool	20-26	46	3.5-19	1.0 SK, 3 PBU	Jalen Green	11-11	22	0.0-0	1 INT		
Drew Sanders	22-21	43	7.5-38	6.5 SK, 2 FF	Tyrus Wheat	10-11	21	1.5-3	1.0 SK, 2 FR		
Simeon Blair	18-16	34	1.0-1	1 PBU	Jackie Matthews	14-5	19	1.0-1	1 PBU		
					Collin Duncan	7-10	17	2.0-18	2.0 SK, 3 PBU		

GAME 6: MISSISSIPPI STATE

LAST MEETING: ARKANSAS 31, MISSISSIPPI STATE 28

	Scoring Summary report	Date: Nov 06, 2021		Team Statistics report	Date: Nov 06, 2021
	Mississippi St. vs Arkansas (Nov 06, 2021)	Site: Fayetteville, Arkansas		Mississippi St. vs Arkansas (Nov 06, 2021)	Site: Fayetteville, Arkansas
	Mississippi St. (5-4, 3-3) vs Arkansas (6-3, 2-3)	Stadium: Reynolds Razorback Attendance: 68818		Mississippi St. vs Arkansas (Nov 06, 2021)	Stadium: Reynolds Razorback Attendance: 68818

SCORE BY QUARTERS

Team	1st	2nd	3rd	4th	Total
Mississippi St.	0	7	7	14	28
Arkansas	10	3	3	15	31

SCORING SUMMARY

Qtr	Time	Scoring Play	V-H
1st	07:52	ARK - #29 C.Little 46 yd FG, 9-40, 03:31	0-3
1st	03:56	ARK - #20 D.Johnson 1 yd rush (#29 C.Little kick), 7-52, 02:58	0-10
2nd	03:21	ARK - #29 C.Little 48 yd FG, 9-50, 03:48	0-13
2nd	00:07	MSU - #11 J.Walley 3 yd pass from #2 W.Rogers (#6 B.Ruiz kick), 11-74, 03:08	7-13
3rd	08:15	MSU - #84 R.Thomas 6 yd pass from #2 W.Rogers (#6 B.Ruiz kick), 13-66, 06:36	14-13
3rd	04:38	ARK - #29 C.Little 51 yd FG, 10-42, 03:37	14-16
4th	14:10	ARK - #16 T.Burks 14 yd pass from #1 K.Jefferson (#29 C.Little kick), 9-72, 03:00	14-23
4th	11:41	MSU - #84 R.Thomas 37 yd pass from #2 W.Rogers (#91 N.McCord kick), 7-75, 02:29	21-23
4th	02:22	MSU - #7 J.Marks 15 yd pass from #2 W.Rogers (#91 N.McCord kick), 9-76, 05:05	28-23
4th	00:21	ARK - #20 D.Johnson 4 yd rush (#20 D.Johnson rush), 10-75, 02:01	28-31

TIME DETAILS

Kickoff time: 03:01 PM
End of Game: 06:31 PM
Total elapsed: 05:30

OFFICIALS

Referee: Jason Autrey
Umpire: Brent Sowell
Linesman: Randall Kizer
Line judge: Chuck Rick
Back judge: Martin Hankins
Field judge: Raymond Tate III
Side judge: Mike Boschers
Center judge: Chris Snead
Replay Official: Ken Switzer

WEATHER

Weather: Sunny 62 F
Wind: South West 4 mph

FULL GAME

	MSU	ARK
FIRST DOWNS	28	23
Rushing	5	10
Passing	20	10
Penalty	3	3
NET YARDS RUSHING	69	202
Rushing Attempts	26	45
Average Per Rush	2.7	4.5
Rushing Touchdowns	0	2
Yards Gained Rushing	78	222
Yards Lost Rushing	9	20
NET YARDS PASSING	417	191
Completions-Attempts-Int	36-48-1	19-25-0
Average Per Attempt	8.7	7.6
Average Per Completion	11.6	10.1
Passing Touchdowns	4	1
TOTAL OFFENSE YARDS	486	393
Total offense plays	74	70
Average Gain Per Play	6.6	5.6
Fumbles: Number-Lost	0-0	0-0
Penalties: Number-Yards	10-77	11-84
PUNTS-YARDS	2-88	2-101
Average Yards Per Punt	44.0	50.5
Net Yards Per Punt	40	41.5
Inside 20	0	0
50+ Yards	0	1
Touchbacks	0	1
Fair catch	1	0
KICKOFF-YARDS	5-294	7-451
Average Yards Per Kickoff	58.8	64.4
Net Yards Per Kickoff	38.8	40.9
Touchbacks	4	4
Fair Catch Yards	0	0
Punt returns: Number-Yards-TD	1--2-0	1-8-0
Average Per Return	-2.0	8.0
Kickoff returns: Number-Yds-TD	3-73-0	0-0-0
Average Per Return	24.3	0.0
Interceptions: Number-Yds-TD	0-0-0	1-0-0
Fumble Returns: Number-Yds-TD	0-0-0	0-0-0
Miscellaneous Yards	0	0
Possession Time	32:14	27:46
1st Quarter	05:48	09:12
2nd Quarter	09:18	05:42
3rd Quarter	09:13	05:47
4th Quarter	07:55	07:05
Third-Down Conversions	6-12	6-13
Fourth-Down Conversions	2-2	0-0
Red-Zone Scores-Chances	3-4	3-3
Touchdowns	3-4	3-3
Field goals	0-4	0-3
Sacks By: Number-Yards	3-13	9-9
PAT Kicks	4-4	2-2
Field Goals	0-3	3-4
Points off Turnover	0	0



Individual Statistics report
Mississippi St. vs Arkansas (Nov 06, 2021)

Date: Nov 06, 2021
Site: Fayetteville, Arkansas
Stadium: Reynolds Razorback
Attendance: 68818

FULL GAME

MISSISSIPPI ST.

RUSHING	No.	Gain	Loss	Net	TD	Lg	Avg
Joquavious Marks	11	40	0	40	0	9	3.6
Dillon Johnson	8	31	0	31	0	9	3.9
Will Rogers	7	7	9	-2	0	2	-0.3
Totals:	26	78	9	69	0	9	2.7

PASSING	C-A-I	Yds	TD	Long	Sack
Will Rogers	36-48-1	417	4	42	3
Totals:	36-48-1	417	4	42	3

RECEIVING	TAR	No.	Yards	YAC	TD	Long
Makai Polk	13	8	117	40	0	42
Joquavious Marks	7	6	46	29	1	15
Dillon Johnson	5	5	12	26	0	5
Austin Williams	4	4	72	10	0	28
Rara Thomas	4	4	63	28	2	37
J.J. Jernighan	5	4	28	20	0	15
Christian Ford	3	3	65	19	0	29
Jamire Calvin	1	1	11	1	0	11
Jaden Walley	5	1	3	0	1	3
Malik Heath	1	0	0	0	0	0

	Totals:	46	36	417	173	4	42
PUNTING	No.	Yds	Avg	Long	In20	TB	
Archer Trafford	2	88	44.0	44	0	0	
	Totals:	2	88	44.0	44	0	0

	RETURNS	Punt	No	Yds	Lg	Kickoff	No	Yds	Lg	Intercept	No	Yds	Lg
Jaden Walley	1	-2	0	0	0	0	0	0	0	0	0	0	0
Joquavious Marks	0	0	0	3	73	33	0	0	0	0	0	0	0
Totals:	1	-2	0	3	73	33	0	0	0	0	0	0	0

FIELD GOALS	Qtr	Time	Dist	Result
Brandon Ruiz	2nd	07:09	23	MISSED
Brandon Ruiz	3rd	02:10	46	MISSED
Nolan Mccord	4th	00:00	40	MISSED

KICKOFFS	No.	Yards	Avg	TB	OB	
Brandon Ruiz	5	294	58.8	4	0	
ALL-PURPOSE	Rush	Rcv	KR	PR	IR	Total
Joquavious Marks	40	46	73	0	0	159
Makai Polk	0	117	0	0	0	117
Austin Williams	0	72	0	0	0	72
Christian Ford	0	65	0	0	0	65

FUMBLES
Mississippi St. - None
Arkansas - None

ARKANSAS

RUSHING	No.	Gain	Loss	Net	TD	Lg	Avg
Dominique Johnson	17	108	1	107	2	24	6.3
Treyton Burks	3	43	4	39	0	26	13.0
Raheim Sanders	8	26	0	26	0	11	3.2
Treton Smith	5	17	0	17	0	6	3.4
K.J. Jefferson	11	28	14	14	0	8	1.3
TEAM	1	0	1	-1	0	0	-1.0

PASSING	C-A-I	Yds	TD	Long	Sacks
K.J. Jefferson	19-23-0	191	1	25	3
Treyton Burks	0-1-0	0	0	0	0
De'Von Warren	0-1-0	0	0	0	0

RECEIVING	TAR	No.	Yards	YAC	TD	Long
Treyton Burks	7	5	63	53	1	25
Trey Knox	4	4	26	15	0	13
Raheim Sanders	3	3	41	34	0	24
Tyson Morris	5	3	38	12	0	19
Warren Thompson	2	2	12	0	0	7
Dominique Johnson	2	1	7	4	0	7
Hudson Henry	1	1	4	1	0	4
De'Von Warren	1	0	0	0	0	0
Totals:	25	19	191	119	1	25

PUNTING	No.	Yds	Avg	Long	In20	TB
Reid Bauer	2	101	50.5	56	0	1
Totals:	2	101	50.5	56	0	1

	RETURNS	Punt	No	Yds	Lg	Kickoff	No	Yds	Lg	Intercept	No	Yds	Lg
Nathan Parodi	1	8	8	0	0	0	0	0	0	0	0	0	0
Grant Morgan	0	0	0	0	0	0	1	0	0	0	0	0	0
Totals:	1	8	8	0	0	0	1	0	0	0	0	0	0

FIELD GOALS	Qtr	Time	Dist	Result
Cam Little	1st	07:52	46	GOOD
Cam Little	2nd	03:21	48	GOOD
Cam Little	3rd	04:38	51	GOOD

Game Date	KICKOFFS	No.	Yards	Avg	TB	OB	
		7	451	64.4	4	0	
ALL-PURPOSE		Rush	Rcv	KR	PR	IR	Total
Dominique Johnson		107	7	0	0	0	114
Treyton Burks		39	63	0	0	0	102
Raheim Sanders		26	41	0	0	0	67
Tyson Morris		0	38	0	0	0	38



Defensive Statistics report
Mississippi St. vs Arkansas (Nov 06, 2021)

Date: Nov 06, 2021
Site: Fayetteville, Arkansas
Stadium: Reynolds Razorback
Attendance: 68818

FULL GAME

MISSISSIPPI ST.

#	Name	Solo	Ast	Total	Sacks-Yds	TFL-Yds	FF	FR-Yds	Int-Yds	BrUp	Blks	QBH
12	Shawn Preston Jr.	2	7	9	0-0-0	0-0-0	0	0-0	0-0	0	0	0
93	Cameron Young	4	4	8	0-0-0	0-5-2	0	0-0	0-0	1	0	0
2	Tyrus Wheat	2	6	8	1-0-6	1-0-6	0	0-0	0-0	0	0	0
3	Aaron Brule	4	2	6	1-0-5	2-0-6	0	0-0	0-0	0	0	1
14	Nathaniel Watson	3	3	6	1-0-2	1-0-2	0	0-0	0-0	0	0	0
19	Collin Duncan	3	3	6	0-0-0	0-0-0	0	0-0	0-0	0	0	0
44	Jett Johnson	3	2	5	0-0-0	0-5-1	0	0-0	0-0	0	0	0
38	Fred Peters	2	3	5	0-0-0	0-0-0	0	0-0	0-0	0	0	0
5	Randy Charlton	2	3	5	0-0-0	0-5-0	0	0-0	0-0	0	0	0
13	Emmanuel Forbes	4	0	4	0-0-0	0-0-0	0	0-0	0-0	0	0	0
1	Martin Emerson	2	1	3	0-0-0	0-0-0	0	0-0	0-0	0	0	0
22	Nathan Pickering	2	1	3	0-0-0	0-0-0	0	0-0	0-0	0	0	0
94	Jaden Crumedy	1	2	3	0-0-0	0-0-0	0	0-0	0-0	0	0	0
17	Aaron Odum	0	2	2	0-0-0	0-0-0	0	0-0	0-0	0	0	0
34	Sherman Timbs	0	2	2	0-0-0	0-5-2	0	0-0	0-0	0	0	0
30	Decameron Richardson	1	0	1	0-0-0	0-0-0	0	0-0	0-0	0	0	0
0	Jalen Green	1	0	1	0-0-0	0-0-0	0	0-0	0-0	0	0	0
9	DeMonte Russell	1	0	1	0-0-0	0-0-0	0	0-0	0-0	0	0	0
16	DeShawn Page	0	1	1	0-0-0	0-0-0	0	0-0	0-0	0	0	0
Totals	37	42	79	3-0-13	6-0-19	0	0-0	0-0	0-0	1	0	1

ARKANSAS

#	Name	Solo	Ast	Total	Sacks-Yds	TFL-Yds	FF	FR-Yds	Int-Yds	BrUp	Blks	QBH
10	Bumper Pool	0	10	10	0-0-0	0-0-0	0	0-0	0-0	0	0	0
7	Joe Foucha	5	4	9	0-0-0	0-0-0	0	0-0	0-0	2	0	0
27	Hayden Henry	4	4	8	0-0-0	0-0-0	0	0-0	0-0	0	0	0</

GAME 6: MISSISSIPPI STATE

IN DEPTH CHART: OFFENSE

WR



84 Warren Thompson ||| 6-3, 198, R-Sr.

2 TDs matches career-high ... Caught a career-high 19 passes for 304 yards in his first season at Arkansas, starting 3 of the 13 games he played in 2021 ... Team's leading receiver in yards from last season ... Transfer from Florida State.

	REC	YDS	TD
2022	8	122	2
2021	19	304	2
2020	5	104	1
2019	6	91	0
Totals	38	621	5

13 Jaedon Wilson ||| 6-3, 175, R-Fr.

Redshirted during his first season, playing in 1 game in 2021 ... Former 3-star WR out of DeSoto, Texas where he was the No. 96 WR in the nation.

	REC	YDS	TD
2022	0	0	0
2021	0	0	0
Totals	0	0	0

WR



9 Jadon Haselwood ||| 6-3, 213, R-Jr.

5+ catches in 4 straight games ... Transfer from OU, where he led the Sooners with 39 catches and 6 TDs to go along with 399 yards in 2021 ... 5-star recruit played for Arkansas RB coach Jimmy Smith at Cedar Grove HS in Atlanta.

	REC	YDS	TD
2022	24	251	2
2021 OU	39	399	6
2020 OU	4	65	0
2019 OU	19	272	1
Totals	86	987	9

14 Bryce Stephens ||| 6-0, 180, R-Fr.

Returned a punt 82 yards for TD vs. Mo. State ... Played in 4 games during his freshman year, seeing action on offense and special teams ... Former 3-star recruit from Oklahoma City, where he was the 8th-best prospect in Oklahoma.

	REC	YDS	TD
2022	0	0	0
2021	3	5	0
Totals	3	5	0

LT



70 Luke Jones ||| 6-6, 327, R-Sr.

Started his first career game in opener vs. Cincinnati ... Played in all 13 games in 2021 seeing action at LG and LT ... Transferred to Arkansas from Notre Dame in 2019 ... Little Rock native played at Pulaski Academy.

	GP	GS
2022	5	5
2021	12	0
2020	10	0
2019	-	-
Totals	27	5

72 Andrew Chamblee ||| 6-6, 303, Fr.

4-star prospect that enrolled early and participated in spring practice ... Rated No. 2 player in Arkansas ... High school teammates with fellow freshman Nico Davillier at Maumelle (Ark.) HS.

	GP	GS
2022	0	0
Totals	0	0

LG



62 Brady Latham ||| 6-5, 307, R-Jr.

Team-best 28 straight starts ... Preseason 3rd-Team All-SEC according to league's coaches ... 23 straight starts, including all 13 in 2021 ... Named to the SEC All-Freshman Team, the first Arkansas OL since Denver Kirkland in 2013.

	GP	GS
2022	5	5
2021	13	13
2020	10	10
2019	3	0
Totals	31	28

74 Jalen St. John ||| 6-5, 327, R-So.

Saw action in 2 games in 2021 after redshirting in 2020 ... Former 4-star recruit who was a part of Coach Pittman's first recruiting class ... Ranked the No. 9 guard in the nation coming out of high school.

	GP	GS
2022	5	0
2021	2	0
2020	-	-
Totals	7	0

C



51 Ricky Stromberg ||| 6-4, 313, Sr.

SEC OL of the Week - Week 2 ... 17 straight starts at center ... Preseason 1st-Team All-SEC center according to SEC coaches ... On the Rimington Award Watch List for nation's best center ... Allowed just 3 sacks and penalized 8 times in 2021.

	GP	GS
2022	5	5
2021	13	13
2020	9	8
2019	12	11
Totals	39	37

75 Patrick Kutas ||| 6-5, 305, Fr.

4-star recruit out of Christian Brothers HS in Memphis, Tenn. playing both offensive line and defensive line ... Was the No. 11 interior DL in the nation according to 247Sports.

	GP	GS
2022	5	0
Totals	5	0

RG



55 Beaux Limmer ||| 6-5, 302, R-Jr.

16 straight starts at RG ... Preseason 4th-Team All-SEC according to Phil Steele ... Logged 795 snaps at RG during 2021 season according to PFF, who also named him to their 2nd-Team All-SEC squad.

	GP	GS
2022	5	5
2021	13	11
2020	6	5
2019	4	0
Totals	28	21

76 E'Marion Harris ||| 6-7, 340, Fr.

Rated the No. 3 player in Arkansas as a 4-star recruit from Little Rock's Joe T. Robinson HS ... Enrolled early and practiced with team during spring drills ... Son of former Arkansas DL Elliott Harris.

	GP	GS
2022	0	0
Totals	0	0

RT



78 Dalton Wagner ||| 6-9, 331, *R-Sr.

Voted a team captain ... Started 10 games in 2021, missing a pair of games with a finger injury ... Has played in more games than any current Razorback ... Had NIL deal with WWE last season.



	GP	GS
2022	5	5
2021	10	10
2020	7	5
2019	12 (11)	12 (11)
Totals	44	33

53 Ty'Kieast Crawford ||| 6-5, 325, Jr.

Saw action in all 13 games in his first season at Arkansas ... Played 2020 season at Charlotte, playing in 6 games and starting 3 ... Originally committed to Arkansas out of high school.

	GP	GS
2022	5	0
2021	13	5
2020 CHA	23	5
Totals	41	10

QB



1 KJ Jefferson ||| 6-3, 242, R-Jr.

First ARK QB to pass for 100, run for 100 since 2004 (TAMU) ... Started all 13 games in 2021, leading Arkansas in passing and rushing (664)... 1 of 2 returning FBS QBs to lead their team in passing and rushing (Louisville Malik Cunningham).

	C-A-1	YDS	TD
2022	80-121-1	1096	9
2021	198-366-4	2676	21
2020	20-41-0	295	3
2019	14-31-1	197	0
Totals	32-487-6	4271	33

10 Cade Fortin ||| 6-3, 218, R-Sr.

Transfer from South Florida, where he played in 5 games, starting 2 in 2021 passing for 183 yards on 25-of-48 passes ... Began his career at North Carolina playing in 4 games as a true freshman in 2018



	C-A-1	YDS	TD
2022	4-10-0	35	0
2021 USF	25-48-2	183	0
2020 USF	4-8-0	39	0
2019 UNC	0-0-0	0	0
2018 UNC	32-65-1	388	1
Totals	65-131-3	645	1

RB



5 Raheim Sanders ||| 6-2, 227, So.

First ARK RB to rush for 100+ in first 3 games of the season since 2013 ... Leading rushing RB from 2021 when he was an SEC All-Freshman performer running for 578 yards and 5 TDs with 11 catches for 109 yards and a TD.

	ATT	YDS	TD
2022	105	609	4
2021	114	578	5
Totals	219	1187	9

0 AJ Green ||| 5-11, 208, So.

Played in 12 games as a true freshman in 2021, rushing for 221 yards and a TD to along with 7 catches for 84 yards and another score through the air ... Former 4-star recruit out of Tulsa, where he was No. 2 player in the state.

	ATT	YDS	TD
2022	28	117	2
2021	47	227	1
Totals	75	344	3

TE



7 Trey Knox ||| 6-5, 245, Jr.

Moved to TE during 2021 season and has added 30 pounds since beginning of 2021 season ... Played in 10 games at WR (6 starts) in 2020 ... As freshman in 2019, started 11 games, 28 catches for 385 yards, 3 TDs.



	REC	YDS	TD
2022	12	154	2
2021	20	141	1
2020	7	70	0
2019	28	385	3
Totals	67	750	6

89 Nathan Bax ||| 6-4, 252, R-Sr. /// Hudson Henry ||| 6-5, 254, R-Jr.

Bax first career catch vs. TAMU ... Bax played in 12 games during 2021 season with no stats ... Henry caught 4 passes for 27 yards appearing in all 13 games, including 3 starts.



	REC	YDS	TD
Henry	0	0	0
2022	4	27	0
2021	16	92	1
2019	3	15	0
Totals	23	134	1

WR



3 Matt Landers ||| 6-5, 197, *Sr.

Notched his first 100-yard game vs. Mo. State with 123 yards ... Transfer from Toledo, caught 20 passes for 514 yards and 5 TDs in 2021 ... Played 3 years at UGA, playing 25 games, catching 12 passes for 132 yards and 1 TD.



	REC	YDS	TD
2022	17	261	0
2021 TOL	20	514	5
2020 UGA	2	27	0
2019 UGA	10 (0)	105 (0)	1 (0)
Totals	49	907	6

2 Ketron Jackson Jr. ||| 6-2, 203, So.

Touchdowns in 2 straight games (TAMU, ALA) ... Played in all 13 games as a true freshman in 2021, catching 5 passes for 97 yards and a score ... Caught his first touchdown against UAPB ... Former 4-star WR from Royse City, Texas.

	REC	YDS	TD
2022	7	151	2
2021	5	97	1
Totals	12	248	3

GAME 6: MISSISSIPPI STATE

IN DEPTH CHART: DEFENSE

	U-A-T	TFL	SACK
2022	7-7-14	2.5	2.5
2021	0-0-0	0.0	0.0
Totals	7-7-14	2.5	2.5

40 Landon Jackson ||| 6-7, 274, So.

Earned first career start vs. Mo. State ... Made 5 tackles in ARK debut vs. CIN ... Transfer from LSU, where he played in 5 games as a true freshman in 2021 ... 4-star prospect out of Texarkana, Texas where he was the No. 7 DE in the nation.



	U-A-T	TFL	SACK
2022	0-3-3	0.0	0.0
2021	4-3-7	0.0	0.0
2020	0-0-0	0.0	0.0
Totals	4-6-10	0.0	0.0

58 Jashaud Stewart ||| 6-2, 251, Jr.

Missed last 3 games ... Appeared in 13 games with one start at DE as a sophomore in 2021 making seven stops ... Key contributor on special teams ... First recruit to commit to Coach Pittman at Arkansas.



	U-A-T	TFL	SACK
2022	2-5-7	2.0	1.0
2021	7-20-27	4.0	1.0
2020	12-15-27	3.0	2.5
2019	1-3-4	0.0	0.0
Totals	22-43-65	9.0	4.5

50 Eric Gregory ||| 6-4, 303, R-Jr.

Recorded first sack of season vs. TAMU ... Played in all 13 games, including 3 starts, matching his career-best with 27 stops ... Recorded a career-high 4.0 TFLs in 2021 ... Will also play DE.



	U-A-T	TFL	SACK
2022	3-8-11	1.5	0.0
2021	5-6-11	2.5	0.0
2020	2-0-15-35	6.0	2.0
2019	35-8(257)	05(05)	05(00)
Totals	33-39-72	11.0	2.5

99 Terry Hampton ||| 6-1, 314, *Sr.

Transfer from Arkansas State, where he played 4 seasons for the Red Wolves making 61 tackles with 9.5 TFLs in 36 games, 19 starts ... From El Dorado, Ark.



	U-A-T	TFL	SACK
2022	4-3-7	0.0	0.0
2021	5-17-22	3.5	1.5
2020	6-18-24	0.5	0.5
2019	71-07(110-1)	1.0(00)	05(00)
*Totals	23-48-71	5.0	2.5

33 Isaiah Nichols ||| 6-3, 315, R-Sr.

Made 4 starts in 13 games during 2021 season making 22 tackles with a career-best 3.5 TFLs ... Has played in 37 games with 11 starts in 4 seasons at Arkansas.



	U-A-T	TFL	SACK
2022	1-6-7	0.0	0.0
2021	0-0-0	0.0	0.0
Totals	1-6-7	0.0	0.0

5 Cam Ball ||| 6-5, 303, R-Fr.

Played in 2 games as a true freshman in 2021 making one tackle ... 3-star prospect out of Atlanta, Ga. who was rated No. 35 DT in the nation.



	U-A-T	TFL	SACK
2022	4-9-13	4.0	3.0
2021	7-16-23	5.0	2.5
2020	9-13-22	1.5	1.0
2019	6-6-12	0.0	0.0
Totals	26-44-70	10.5	6.5

56 Zach Williams ||| 6-4, 261, Sr.

Recorded 2.0 sacks vs. Mo. State ... Played in all 13 games in 2021, making a career-best 23 tackles with 5.5 TFLs ... 2.5 sacks are most of Arkansas returners ... Son of former Arkansas linebacker Rickey Williams (1984-87).



	U-A-T	TFL	SACK
2022	9-6-15	4.5	4.5
2021	18-23-38	5.5	3.5
2020	20-15-35	8.5	4.0
2019	12-13-25(41-5)	3.0(00)	15(00)
Totals	63-55-118	21.5	13.5

14 Jordan Domineck ||| 6-3, 251, R-Sr.

SEC DL of the Week, for his debut vs. CIN ... Transfer from GT, where he played 4 seasons with 14 starts (31 G) making 103 tackles with 17.0 TFLs, 9.0 sacks ... Recorded 14 of his career 17 TFLs over last 2 seasons.



	U-A-T	TFL	SACK
2022	20-26-46	3.5	1.0
2021	45-88-125	7.5	0.0
2020	48-81-101	6.5	0.5
2019	38-56-94	6.5	0.5
2018	18-15-29	2.5	0.0
Totals	187-238-395	26.5	2.0

10 Bumper Pool ||| 6-2, 232, *Sr.

395 career tackles rank 2nd in school history (needs 14) ... SEC Defensive POW Week 1 ... Voted a team captain ... Preseason All-SEC ... 3rd team All-American, 2nd team All-SEC in 2021 after making a team-best 125 tackles.



	U-A-T	TFL	SACK
2022	2-0-2	0.0	0.0
Totals	2-0-2	0.0	0.0

36 Jordan Crook ||| 6-0, 232, Fr.

3-star recruit out of Duncannville, Texas, where he was the No. 10 inside linebacker in the nation ... Named the No. 9 player in Dallas Metro Area by Dallas Morning News as a senior.



	U-A-T	TFL	SACK
2022	22-21-43	7.5	6.5
2021	12-12-24	2.5	1.0
2020	4-5-9	0.0	0.0
Totals	38-38-76	10	7.5

42 Drew Sanders ||| 6-5, 233, Jr.

Butkus Award LB of the Month (Sept.) ... Walter Camp & SEC Defensive POW after 11 tackles, 3.0 TFLs, 2.0 sacks and 2 FF in win over SC ... Transfer from Alabama, played in 25 games with 3 starts in 2 seasons ... Former 5-star recruit.



	U-A-T	TFL	SACK
2022	7-8-15	2.0	1.0
2021	0-1-1	0.5	0.0
Totals	7-9-16	2.5	1.0

27 Chris Paul Jr. ||| 6-1, 230, R-Fr.

Saw action in four games as a true freshman in 2021, making one tackle ... Former 3-star recruit out of Cordele, Ga. where he was the No. 22 inside LB in the nation.



	U-A-T	TFL	INT
2022	10-2-12	0.0	3
2021	26-6-32	2.0	1
2020	8-1-9	0.0	0
Totals	44-9-53	2.0	4

3 Dwight McGlothorn ||| 6-2, 181, Jr.

Picked off his second pass in as many games in win over South Carolina ... Earned start and intercepted a pass in his Arkansas debut vs. Cincinnati ... Transfer from LSU, where he played in 17 games with 6 starts in 2 seasons.



	U-A-T	TFL	INT
2022	0-0-0	0.0	0
Totals	0-0-0	0.0	0

16 Keuan Parker ||| 5-11, 178, R-Fr.

Redshirted in 2021 during his first season at Arkansas ... Former 3-star prospect out of Booker T. Washington HS in Tulsa, Okla. rated the No. 2 player in Oklahoma.



	U-A-T	TFL	INT
2022	7-12-19	0.0	0
2021	23-15-38	2.5	0
2020	9-2-11	3.5	0
2019	0-0-0 (1-0-1)	0.0 (0.0)	1(0)
Totals	40-29-69	6.0	1

7 Latavious Brini ||| 6-2, 215, *Sr.

Earned his first start at ARK vs. South Carolina ... Transfer from Georgia played in 13 games with 11 starts for national champs making 38 tackles with 2.5 TFLs ... Graduated from UGA in Fall of 2021.



	U-A-T	TFL	INT
2022	5-5-10	1.0	0
2021	4-1-5	0.0	0
2020	3-5-8	0.0	0
Totals	12-11-23	1.0	0

19 Khari Johnson ||| 6-0, 192, Jr.

Played in 5 games during 2021 season, seeing time in the secondary and on special teams ... Played in 9 of 10 games as a true freshman in 2020 season.



	U-A-T	TFL	INT
2022	18-16-34	1.0	0
2021	23-15-38	1.0	0
2020	10-13-23	0.0	0
2019	1-0-1	0.0	0
Totals	52-44-96	2.0	0

15 Simeon Blair ||| 5-10, 208, R-Sr.

Named team captain prior to South Carolina game ... Played in all 13 games (7 starts) in 2021 season, making a career-best 38 tackles ... Former walk-on from Pine Bluff, Ark. earned scholarship prior to 2020 season.



	U-A-T	TFL	INT
2022	11-8-19	2.5	0
2021	9-15-24	2.0	0
Totals	20-23-43	4.5	0

8 Jayden Johnson ||| 6-2, 204, So.

Earned first start of season vs. South Carolina ... Started 3 of 11 games in 2021 as a true freshman with 24 tackles with a pair of TFLs ... Three-star prospect out of Cedartown, Ga. ... Played QB, WR, RB, CB and safety in high school.



	U-A-T	TFL	INT
2022	1-2-3	0.0	0
2021	8-6-14	0.0	1
2020	1-0-1	0.0	0
2019	1-1-2	0.0	0
Totals	11-9-20	0.0	1

4 Malik Chavis ||| 6-2, 192, R-Jr.

Made first start of season vs. Mo. State ... Played in 11 games, including 2 starts, in 2021 making a career-best 14 tackles ... Intercepted his first career pass in his first career start vs. UAPB in 2021 ... Pronounced chav-is (rhymes with have).



	U-A-T	TFL	INT
2022	6-3-9	1.0	0
2021	9-13-22	1.0	0
2020	32-15-47	1.0	3
Totals	47-31-78	3.0	3

17 Hudson Clark ||| 6-2, 182, R-Jr.

Recovered a fumble in win over South Carolina ... Former walk-on started 4 games and played in 12 during 2021 season, making 22 tackles ... Both parents are U of A grads.



	U-A-T	TFL	INT
2022	8-2-10	2.0	0
2021	19-25-44	2.5	0
2020	22-17-39	3.0	2
2019	13-12-25	0.0	1
Totals	62-56-118	7.5	3

2 Myles Slusher ||| 6-0, 194, Jr.

Made 6 stops vs. TAMU after missing 2 previous games ... Picked off his second career pass at LSU ... Played in 7 games and started 1 as a true freshman in 2020 making 15 tackles with 1.0 TFL and 2 fumble recoveries,



	U-A-T	TFL	INT
2022	0-0-0	0.0	0
2021	1-1-2	0.0	0
2020	0-0-0	0.0	0
2019	13-7-20 (0-1-1)	1.0 (0)	0(0)
Totals	14-9-23	1.0	0

18 Trent Gordon ||| 5-11, 188, R-Sr.

Saw action in 8 games in 2021, making two tackles in his first season at Arkansas ... Played 3 seasons at Penn State before transferring.



RAZORBACK TRENDS

	2022	Streak	Pittman
Overall	3-2	L2	15-13
At Home	3-1	L1	11-5
On the Road	0-0	L1	2-7
Neutral	0-1	L1	2-1

September	3-1	L1	7-2
October	0-1	L1	3-6
November	0-0	W1	4-3
December/January	0-0	W1	1-2

vs. SEC	1-2	L2	8-13
vs. Non-Conference	2-0	W7	7-0
vs. Ranked Opponents	1-2	L2	4-10

Record in Games...

Decided by 7 pts or less	1-1	L1	3-6
Decided by 3 pts or less	0-1	L1	2-5
During the day	2-1	L1	10-9
At night	1-1	L1	5-4

Record When Scoring...

Less than 21 points	0-0	W1	2-3
21+ points	3-2	L2	13-10
30+ points	3-0	W4	8-5
40+ points	1-0	W2	4-2
50+ points	0-0	L1	0-1

Record When Allowing...

Less than 14 points	0-0	W19	6-0
Less than 21 points	0-0	W19	9-0
21+ points	3-2	L2	6-13

Record When...

Scoring first	2-1	L1	13-4
Opponents score first	1-1	L1	2-9
Leading after the 10	2-1	L1	11-4
Trailing after the 10	1-1	L1	2-8
Tied after the 10	0-0	W1	2-1
Leading at halftime	2-1	L1	10-3
Trailing at halftime	1-1	L1	5-10
Tied at halftime	0-0	L2	0-0
Leading after the 30	2-0	W10	13-2
Trailing after the 30	1-2	L2	1-10
Tied going into the 40	0-0	L1	1-1
In overtime games	0-0	W1	1-0

Record With...

Less than 400 yards total offense	0-1	L1	5-4
400+ yards total offense	3-1	L1	10-9
500+ yards total offense	1-0	W2	3-2
600+ yards total offense	0-0	L1	1-1
Less than 100 yards rushing	0-0	L2	1-3
100+ yards rushing	3-2	L2	14-10
200+ yards rushing	3-1	L1	9-6
300+ yards rushing	0-0	W1	2-1
Less than 200 yards passing	1-2	L2	6-4
200+ yards passing	2-0	W3	9-9
300+ yards passing	1-0	W1	2-4
400+ yards passing	0-0	L2	0-0
A 300-yard passer	1-0	W1	2-4
A 100-yard rusher	3-2	L2	6-6

Record When Allowing...

Less than 200 total yards	0-0	W6	0-0
200+ total yards	3-2	L2	15-13
300+ total yards	3-2	L2	10-13
400+ total yards	3-1	L1	6-10
Less than 100 rush yards	2-0	W5	5-0
100+ rush yards	1-2	L2	10-13
200+ rush yards	0-1	L1	2-7
Less than 200 pass yards	0-1	L1	7-3
200+ pass yards	3-1	L1	8-10
300+ pass yards	3-0	W3	5-3
400+ pass yards	0-0	L1	1-1
A 300-yard passer	3-0	W3	5-3
A 100-yard rusher	0-2	L2	3-6

Record When Having...

No turnovers	1-0	W3	6-4
Less than 3 turnovers	2-2	L2	14-11
3 or more turnovers	1-0	W1	1-2
No takeaways	1-1	L1	2-6
Less than 3 takeaways	2-2	L2	10-13
3 or more takeaways	1-0	W7	5-0
Win turnover battle	2-0	W9	9-0
Lost turnover battle	1-1	L1	1-4
Turnovers even	0-1	L1	5-9
More than 30:00 TOP	1-2	L2	6-4
Less than 30:00 TOP	2-0	W3	9-9

RAZORBACK NOTEBOOK

PITTMAN'S PROGRAM

- Third-year head coach Sam Pittman leads Arkansas in 2022 on the heels of the program's best season in a decade.
- The Hogs went 9-4 and won four trophies for the first time in school history last season, capturing the Southwest Classic (Texas A&M), the Battle of the Golden Boot (LSU), the Battle Line Rivalry (Missouri) and the Outback Bowl (Penn State).
- Arkansas' win over Penn State in the Outback Bowl was the first for the program since a Liberty Bowl victory in 2016 as well as the program's first January bowl win since 2012.
- This Saturday's game at Mississippi State marks Pittman's 29th game as the head coach at Arkansas. Of those 29 games, 25 have been against an opponent from the SEC, a Power 5 foe and/or an opponent ranked in the AP Top 25 poll.
- Arkansas has beat four ranked FBS opponents in the Pittman era. Since his first season (2020), 21 of Arkansas' 27 FBS foes have been ranked or received votes in the national polls.
- The Hogs are 7-0 against non-conference foes under Pittman, who is the first Arkansas head coach since Lou Holtz (1977-78) to win his first seven non-conference games.

QB1

- Redshirt junior QB KJ Jefferson, the unquestioned leader of Arkansas' offense, is set to make his 21st career start under center this Saturday against Mississippi State. The Hogs have scored 30+ points in 12 of his 20 career starts at quarterback.
- Jefferson led the Hogs to a nine-win season in 2021 - their most wins in a year since 2011 - as well as their first bowl game win since the 2016 Liberty Bowl and their first New Year's Day bowl game win since the 2000 Cotton Bowl.
- The Sardis, Miss., native started all 13 games at quarterback, completing 198-of-294 (67.3%) passes for 2,676 yards and 21 touchdowns. Jefferson threw just four interceptions on the year and completed 171 consecutive passes without a turnover, the second-longest streak by an Arkansas passer in program history.
- Jefferson also ran for a team-high 664 yards and six scores on 146 carries, becoming the first Arkansas QB with multiple games of 2+ rushing touchdowns in a season since 1997.
- At the year's end, Jefferson ranked third in the SEC in passing yards per completion (13.5) and yards per pass attempt (9.1), fourth in completion percentage (63.7%) and passing efficiency (164.7), and sixth in total offense (256.9).
- Jefferson's completion percentage (63.7%) in 2021 is the highest single-season completion percentage in school history when attempting at least 250 passes.
- One of the most dynamic players in the country, Jefferson is the only FBS quarterback to throw for over 1,000 yards while also running run for over 300 yards this season.
- Jefferson has rushed for a touchdown in four of the Razorbacks' five games this season. He has thrown and rushed for a touchdown in the same game seven times in his career, including four times this season and, most notably, a six total touchdown effort (3 passing, 3 rushing) at Ole Miss last season.
- Since 2000, Jefferson is one of six SEC quarterbacks - Texas A&M QB Johnny Manziel (2012), Mississippi State QB Dak Prescott (2015), Ole Miss QB Chad Kelly (2015), LSU QB Joe Burrow (2018), Ole Miss QB Matt Corral (2021) - to throw for 3+ touchdowns and rush for 3+ scores in the same game.
- Through five games this season, Jefferson is one of six FBS quarterbacks with 1,000 or more passing yards, nine or more passing touchdowns, 200 or more rushing yards and three or more rushing touchdowns on the year:



Arkansas, which has defeated four ranked FBS opponents under **Sam Pittman**, will face its fourth ranked FBS opponent of the season this Saturday on the road at Mississippi State.



Through five games, **KJ Jefferson** is the only FBS quarterback to throw for over 1,000 yards and rush for over 300 yards this season. He has run for a touchdown in four of the Hogs' five games.

Player	School	Passing Yards	Passing TDs	Rushing Yards	Rushing TDs
KJ Jefferson	Arkansas	1,096	9	312	4
Bo Nix	Oregon	1,261	12	261	5
Riley Leonard	Duke	1,176	7	260	4
D.J. Uiagalelei	Clemson	1,242	11	242	3
Dorian Thompson-Robinson	UCLA	1,211	11	223	3
Garrett Shrader	Syracuse	1,224	10	219	5

RAZORBACK NOTEBOOK

RUNNIN' RAZORBACKS

- Arkansas, armed with a four-headed monster in the backfield a year ago, was the best rushing team in all of Power 5 and boasted the nation's seventh-best rushing attack last season, averaging 227.8 yards per game on the ground.
- The Razorback offense ran for an SEC-leading 2,961 total yards in 2021 – the program's most since 2007 when legendary RB Darren McFadden and RB Felix Jones led the Hogs to a school-record 3,725 rushing yards.
- Four Arkansas ball carriers rushed for over 500 yards last season, powered by QB KJ Jefferson's team-best 664 yards on the ground. RB Trelon Smith (598), RB Raheim Sanders (578) and RB Dominique Johnson (575) also eclipsed the 500-yard mark.
- Arkansas was one of only two teams in the country (Ole Miss) with four ball carriers with 500+ rushing yards in 2021.
- In addition to rushing for 500+ yards, Johnson (7), Jefferson (6), Sanders (5) and Smith (5) each totaled five or more scores on the ground. Arkansas was the only FBS team with four rushers with 500+ rushing yards and 5+ rushing scores last season.
- Arkansas was one of two SEC teams (Tennessee) with a league-best eight games of 200+ rushing yards in 2021.
- The Razorback rushing attack has shown no signs of slowing down through five games this year. Arkansas is third in the SEC and ranks ninth nationally in rushing, averaging 232.4 yards per game on the ground this season.
- Arkansas has totaled 200 or more rushing yards in four of five games this season, led by a 100-yard rusher in each of the first five games this year. Dating back to last season, Arkansas has had a 100-yard rusher in six consecutive games.
- Powered by the legs of Jefferson and Sanders, Arkansas is one of three FBS teams (Ole Miss & Kansas) this season with two ball carriers with 300 or more rushing yards and four or more rushing touchdowns on the year.

ROCKET MAN

- Sophomore RB Raheim 'Rocket' Sanders is the Razorbacks' leading man in the backfield through five games this season.
- Sanders has run for a team-leading 609 yards on 105 carries (5.8 avg.) with four scores on the ground. His 609 rushing yards lead the SEC and rank fifth nationally, and his 121.8 rushing yards per game are first in the SEC and seventh nationally.
- Sanders has also contributed 10 catches for 136 yards (13.6 avg.) and a touchdown. He ranks second in the SEC and ninth in the country in all-purpose yards (745), generating 149.0 all-purpose yards per game.
- Sanders has rushed for 100+ yards five times in his career, including in four the Hogs' five games this season. He eclipsed the 100-yard mark in each of the first three games of the 2022 campaign, becoming the first Arkansas running back to rush for over 100 yards in each of the first three games of a season since Jonathan Williams and Alex Collins did so in 2013.
- Sanders ran wild in the win over Missouri State, totaling a career-high 167 rushing yards and a score on 22 carries (7.6 avg.). He also hauled in two passes for 75 yards and a touchdown, becoming one of only two SEC players (Florida WR Percy Harvin) since 2000 to record 150+ rushing yards with a rushing score and 70+ receiving yards with a receiving score in a game.
- Through five games in 2022, Sanders is the only FBS player with over 600 rushing yards and over 100 receiving yards on the year.
- The Rockledge, Fla., native burst onto the scene one year ago as a first-year newcomer, earning SEC All-Freshman honors from the league's coaches after rushing for 578 yards (5.2 ypc) and five touchdowns in 13 games. Sanders finished the season as the first Arkansas freshman ball carrier to run for 400+ yards in a season since RB Devwah Whaley totaled 602 yards on the ground as a true freshman in 2016. He was one of four Razorback rushers to run for at least 500 yards – a feat that had not been accomplished at Arkansas since 1975.
- Sanders became the first Arkansas freshman to rush for 100+ yards in a game since 2017 (RB Chase Hayden - 120 rushing yards vs. Florida A&M) when he ran wild at Ole Miss, totaling a career-high 139 yards on 17 carries. Sanders' 139 yards are seventh-most ever by an Arkansas freshman in a game and were the most in a game by an Arkansas rusher last season.

VETERAN PRESENCE UP FRONT

- Arkansas features four battle-tested veterans - redshirt senior Dalton Wagner, senior Ricky Stromberg, redshirt junior Brady Latham and redshirt junior Beaux Limmer - on its offensive line this season.
- The foursome has combined for 144 career games played with 119 career starts, the second-most combined career games started among SEC offensive lines in 2022:

Player	Career Games Played	Career Starts
Dalton Wagner	46	33
Ricky Stromberg	39	37
Brady Latham	30	28
Beaux Limmer	29	21
<i>Total</i>	<i>144</i>	<i>119</i>

- Entering 2022, Arkansas (124) was one of three SEC teams (Auburn - 135; Mizzou - 125) returning 120+ career games played among its offensive line starters. Arkansas (99) and Auburn (102) were the only SEC teams returning 90+ career starts.
- Arkansas has six offensive linemen on its roster with at least one career start at the FBS level: Ty'Kieast Crawford (2), Luke Jones (5), Brady Latham, Beaux Limmer, Ricky Stromberg and Dalton Wagner.
- Wagner boasts the most career games played (46) among Arkansas' returning offensive line starters. He started all 10 games played in during the 2021 campaign, missing three due to injury, and has started all five games in 2022.
- Stromberg, who earned second-team All-SEC praise from the Associated Press last season, anchored the Hogs' offensive line in 2021, starting all 13 games at center and blocking for an offense that led all Power 5 schools in rushing with an average of 227.8 yards per game on the ground. He allowed only three sacks and was penalized just eight times all season.
- Latham, who started all 13 games at left guard in 2021, has started all five games at left guard in 2022 and has carded a team-leading 28 consecutive starts on the line. The Jenks, Okla., product blocked for an offense that posted three games of 300+ rushing yards and two games of 600+ yards of total offense last season.
- Limmer nabbed All-SEC recognition from Phil Steele last season after playing in all 13 games with starts in the final 11 contests. The Tyler, Texas, native lined up primarily at right guard throughout the year, paving the way for four Razorbacks to rush for 500+ yards – a feat that had not been accomplished at Arkansas since 1975.



Raheim Sanders has run for 100+ yards in four of the Hogs' five games this season. He eclipsed 100 yards in each of the first three games, the first Arkansas running back to do so since 2013.



Ricky Stromberg anchors the Razorbacks' offensive line, making 18 consecutive starts at center while helping to block for one of the nation's top rushing attacks.

RAZORBACKS IN THE NFL

#PRHOGS



As of Oct. 2, 2022

Name	Pos.	NFL Team
Feleipe Franks	TE/QB	Atlanta Falcons
Armon Watts	DL	Chicago Bears
Brandon Allen	QB	Cincinnati Bengals
Hjalte Froholdt	OL	Cleveland Browns
Jason Peters	OL	Dallas Cowboys
McTelvin Agim^	DL	Denver Broncos
Jerry Jacobs*	DB	Detroit Lions
Frank Ragnow	OL	Detroit Lions
Dan Skipper	OL	Detroit Lions
Montaric Brown	DB	Jacksonville Jaguars
Trey Flowers	LB	Miami Dolphins
Hunter Henry	TE	New England Patriots
Deatrich Wise Jr.	DL	New England Patriots
Jonathan Marshall^	DL	New York Jets
Dre Greenlaw	LB	San Francisco 49ers
Treyton Burks	WR	Tennessee Titans
Cody Hollister	WR	Tennessee Titans
Kamren Curl	DB	Washington Commanders
De'Jon Harris^	LB	Washington Commanders
John Ridgeway	DL	Washington Commanders
Jonathan Williams	RB	Washington Commanders

* Reserve/Injured // ^ Practice Squad



THE HOG POD WITH BO MATTINGLY

Check out the Hog Pod with Bo Mattingly for great stories and insight about Razorback football, including episodes with AD Hunter Yurachek, head coach Sam Pittman, offensive coordinator Kendal Briles, defensive coordinator Barry Odom, QB KJ Jefferson, LB Bumper Pool and others. Find The Hog Pod anywhere you get your podcasts, or visit ArkansasRazorbacks.com/TheHogPod.

RAZORBACK NOTEBOOK

HARD KNOX

- Senior TE Trey Knox is Arkansas' most experienced returning pass catcher from last year's team.
- Knox, who has 66 receptions for 714 yards and six touchdowns in 37 career games, shifted to tight end last season after beginning his collegiate career at wide receiver and caught 20 balls for 141 yards and one touchdown in the new role.
- He shined in the 2022 season opener with six catches for 75 yards and a career-best two touchdowns, becoming the first Razorback tight end with 2+ receiving scores in a game since Cheyenne O'Grady's two-touchdown game against LSU in 2018.
- No returning Razorback pass catcher from last year's squad has more career receptions than Knox:

Rank	Player	Career Games Played	Career Receptions
1.	WR/TE Trey Knox	38	67
2.	WR Warren Thompson	33	38
3.	TE Hudson Henry	21	23
4.	RB Raheim Sanders	18	21
5.	WR Ketron Jackson Jr.	18	12
6.	RB AJ Green	17	7
	RB Dominique Johnson	20	7

NEW GUYS BRING EXPERIENCE

- In addition to leading returnees TE Troy Knox and redshirt senior WR Warren Thompson, a pair of newcomers – redshirt junior WR Jadon Haselwood and senior WR Matt Landers – will help fill the void left by WR Treyton Burks' departure.
- Burks, who cemented his status as one of the greatest wide receivers in school history with 66 catches for 1104 yards and 11 touchdowns last season, was selected by the Tennessee Titans with the No. 18 overall pick of the 2022 NFL Draft.
- Landers and Haselwood are the Razorbacks' leading receivers this season. Landers has caught 17 passes for a team-leading 261 yards (15.4 avg.), while Haselwood has a team-best 24 catches for 251 yards (10.5 avg.) and two touchdowns.
- Landers spent the first three seasons of his career at Georgia before transferring at Toledo, where he had 20 catches for 514 yards and five touchdowns in 12 games last year. He has 49 receptions for 907 yards and six scores in 42 career games.
- Haselwood boasts a team-leading 86 career receptions for 987 yards and nine touchdowns in 33 games. He led the Sooners with a team-best 39 catches for 399 yards and a team-leading six touchdowns in 2021.

BUMP IT UP

- Senior LB Bumper Pool, one of Hogs' top playmakers on the defensive side of the football, made the decision to return for a final season at Arkansas after a sensational 2021 campaign.
- Pool led the Razorbacks in total tackles with 125 (45 solo) last year, his second consecutive season with 100+ total tackles.
- He was one of three Arkansas linebackers to record at least 100 total tackles last season. Pool (125; 9.6 tackles per game), LB Grant Morgan (101; 7.7 tackles per game) and LB Hayden Henry (100; 7.7 tackles per game) combined for 326 stops, accounting for 35.6% of the Hogs' total tackles (950).
- Arkansas finished as the only team in the SEC with three players in the league's top 10 in tackles per game last season.
- The Lucas, Texas, product is one of college football's premier tackling machines, totaling the second-most stops (366) among all FBS defenders since 2019. Pool is second to Troy LB Carlton Martial, who has totaled 412 tackles in that same span.
- Pool collected his team-leading 19th career double-digit tackle effort last Saturday's against No. 2 Alabama.
- Pool, who entered the 2022 campaign ninth all-time in Arkansas history with 349 career tackles, has climbed to second in the program record through five games this season:

Rank	Player	Career Tackles
1.	Tony Bua (2000-03)	408 (248 UT, 160 AT)
2.	Bumper Pool (2018-pres.)	395 (157 UT, 238 AT)
3.	Jerry Franklin (2003-06)	382 (199 UT, 183 AT)
4.	Ken Hamlin (2000-02)	381 (221 UT, 160 AT)
5.	Sam Olajubutu (2003-06)	372 (223 UT, 149 AT)

- Pool's race to become the Hogs' all-time leading tackler continues this Saturday at Mississippi State.
- He is 14 tackles shy of surpassing LB Tony Bua's 408 career tackles, which have been the program record since 2003.

HOG TRACKER

- Under head coach Sam Pittman, Arkansas has gained 400+ total yards of offense in 19 of 28 games and rushed for 200+ yards in 15 of 28 games.
- Of QB KJ Jefferson's 20 career starts under center, nine have come against top-25 teams in the AP Poll: #1 LSU (2019), #2 Alabama (2021 & 2022), #2 Georgia (2021), #7 Texas A&M (2021), #15 Texas (2021), #17 Ole Miss (2021), #23 Cincinnati (2022), #23 Texas A&M (2022).
- Arkansas has scored 30+ points in 12 of QB KJ Jefferson's 20 career starts: 48 at Missouri (2020), 38 vs. Rice (2021), 40 vs. Texas (2021), 45 vs. Georgia Southern (2021), 51 at Ole Miss (2021), 45 vs. UAPB (2021), 31 vs. Mississippi State (2021), 35 at Alabama (2021), 34 vs. Missouri (2021), 31 vs. Cincinnati (2022), 44 vs. South Carolina (2022), 38 vs. Missouri State (2022).
- LB Drew Sanders has racked up a nation-best 6.5 sacks through five games this year. The last Arkansas defender to tally double-digit sacks in a season was DE Jake Bequette, who carded 10.0 sacks in 2011.
- LB Bumper Pool has posted two consecutive 100-tackle seasons, totaling 101 tackles in 2020 before racking up a team-leading 125 stops in 2021. Pool, who has a 46 total stops through five games in 2022, could become the first Razorback with three consecutive 100-tackle seasons since LB De'Jon Harris (2017-19).
- K Cam Little has connected on 24-of-30 field goals tries and all 66 of his point-after attempts in his career. His career field goal percentage currently stands at 80.0%, which would rank first all-time in Arkansas' program history (min. 20 made field goals).

RAZORBACK NOTEBOOK

DREW IT UP

- Junior LB Drew Sanders has quickly made his presence felt as a game-changing playmaker for the Razorbacks.
- Through five games, Sanders leads Arkansas in tackles for loss (7.5), sacks (6.5) and forced fumbles (2) while ranking second in total tackles with 43 (team-high 22 solo).
- With the help of Sanders, who leads all FBS defenders in sacks (6.5), Arkansas ranks first in the SEC and second in the country leads the country in sacks (21.0).
- Sanders' stuffed the stat sheet in the SEC opener against South Carolina, racking up 11 total tackles with 3.0 tackles for loss, 2.0 sacks, two forced fumbles and a pass breakup.
- Since 2000, only two SEC defenders have recorded double-digit tackles with 2+ sacks, 2+ forced fumbles and at least one pass breakup in a game: Sanders (Arkansas) vs. South Carolina in 2022 & Greg Hardy (Ole Miss) vs. Alabama in 2007.
- The Denton, Texas, native transferred from Alabama, where he spent the first two year of his collegiate career (2020-21).
- As a sophomore in 2021, Sanders played in 12 games with three starts for the Crimson Tide and totaled 24 tackles, including 2.5 tackles for loss and one sack.



Drew Sanders is the national leader in sacks (6.5) through five games this season. He is on pace to become the first Arkansas defender with double-digit sacks in more than a decade.

NO FLY ZONE

- Since the start of the 2020 season, the Razorbacks have totaled 29 interceptions in 28 games – third most in the SEC.
- Arkansas tallied 13 interceptions in 10 games in 2020 and 13 interceptions in 13 games in 2021. Junior DB Dwight McGlothorn, a transfer from LSU, has recorded each of the Hogs' first three interceptions of the 2022 campaign.
- Georgia leads all SEC teams with 31 interceptions since 2020, followed by South Carolina (30) and Kentucky (29).
- The Hogs' ball-hawking prowess has been led by redshirt junior DB Jalen Catalon (5) and redshirt junior DB Hudson Clark (3). Catalon picked off three passes in 2020 and two more in 2021, while all three of Clark's interceptions came during the 2020 season. Junior DB Myles Slusher (2), redshirt junior DB Malik Chavis (1) and redshirt junior DL Eric Gregory (1) have each chipped in interceptions since the start of the 2020 season.

CAM KICKS FOR A CAUSE

- For every field goal hit, sophomore K Cam Little donates \$20 to Down Syndrome Connection of Northwest Arkansas.
- Little donated \$10 per made field goal to DSCNWA last season in the midst of turning in one of the best freshman campaigns in program history, earning Freshman All-America praise from the Football Writers Association of America.
- In his first year on campus, Little connected on 20-of-24 (83.3%) field goal attempts, was a perfect 46-for-46 on point after attempts and led the Razorbacks with 106 points – just the sixth 100-point season by an Arkansas kicker in history.
- Little's stellar freshman campaign etched his name into the Arkansas record books as his 20 made field goals tied K Todd Wright (20 field goals in 1989) for third most in a single season.
- Little's field goal percentage (83.3%) was the fifth best in school history and the best by an Arkansas kicker since 2013.
- His 46 PATs made matched the seventh-most total in a single season in Arkansas history and were the most since K Cole Hedlund's school-record 58 point after attempts made in 2015.
- Nationally, Little's 20 made field goals were second most among all FBS freshman kickers last season, and his field goal percentage (83.3%) was the best among all FBS freshman kickers with a minimum of 20 field goal attempts.
- His career field goal percentage (80.0%) is currently ranks first all-time in Arkansas history (min. 20 made field goals).

FIELD GOAL FUNDRAISER

Game	Opponent	Made-Att.	Money Raised
1	Rice	1-1	\$10
2	Texas	4-4	\$40
3	Georgia Southern	1-1	\$10
4	Texas A&M	2-2	\$20
5	Georgia	0-1	\$0
6	Ole Miss	1-2	\$10
7	Auburn	1-2	\$10
8	UAPB	1-1	\$10
9	Mississippi State	3-4	\$30
10	LSU	3-3	\$30
11	Alabama	0-0	\$0
12	Missouri	2-2	\$20
13	Penn State	1-1	\$10
14	Cincinnati	1-1	\$20
15	South Carolina	0-1	\$0
16	Missouri State	1-1	\$20
17	Texas A&M	0-1	\$0
18	Alabama	2-2	\$40
		22-28	\$240

EXTRA! EXTRA! READ ALL ABOUT IT!

- Follow @RazorbackComms, the official Twitter account of Razorback Communications, for Arkansas stats and facts. The account is operated by members of the school's communications staff.
- In-game notes and information will be shared in addition to a traditional postgame notes package, which is shared via email and archived at ArkansasRazorbacks.com.



SEC STANDINGS

EASTERN DIVISION

Team	OVR	SEC	Home	Road	Strk
#2 Georgia	5-0	2-0	2-0	2-0	W5
#8 Tennessee	4-0	1-0	3-0	1-0	W4
#13 Kentucky	4-1	1-1	3-0	1-1	L1
Florida	3-2	0-2	3-1	0-1	W1
Missouri	2-3	0-2	2-1	0-2	L2
South Carolina	3-2	0-2	3-1	0-1	W2
Vanderbilt	3-2	0-1	1-1	2-1	L1

WESTERN DIVISION

Team	OVR	SEC	Home	Road	Strk
#1 Alabama	5-0	2-0	3-0	2-0	W5
#25 LSU	4-1	2-0	3-0	1-0	W4
#9 Ole Miss	5-0	1-0	4-0	1-0	W5
Auburn	3-2	1-1	3-2	0-0	L1
#23 Mississippi St.	4-1	1-1	3-0	1-1	W2
Texas A&M	3-2	1-1	2-1	0-1	L1
Arkansas	3-2	1-2	3-1	0-0	L2

SEC SCHEDULE

Saturday, Oct. 8

#8 Tennessee at #25 LSU | 11 a.m. | ESPN

Arkansas at #23 Mississippi State | 11 a.m. | SEC Network

Missouri at Florida | 11 a.m. | ESPN

Auburn at #2 Georgia | 2:30 p.m. | CBS

#9 Ole Miss at Vanderbilt | 3 p.m. | SEC Network

South Carolina at #8 Kentucky | 6:30 p.m. | SEC Network

Texas A&M at #1 Alabama | 7 p.m. | CBS

All times Central

HOGS IN THE POLLS

	AP	Coaches	CFP
Preseason	19	23	-
Sept. 6 (Week 2)	16	17	-
Sept. 11 (Week 3)	10	11	-
Sept. 18 (Week 4)	10	10	-
Sept. 25 (Week 5)	20	19	-
Oct. 2 (Week 6)	RV	25	-
Week 7			
Week 8			
Week 9			
Week 10			
Week 11			
Week 12			
Week 13			
Week 14			
Week 15			

ACTIVE CAREER LEADERS

TACKLES

Rank	Player, Class	Tackles
1.	Bumper Pool, *Sr.	395
2.	Jalen Catalon, R-Jr.	159
3.	Jordan Domineck, R-Sr.	118
4.	Simeon Blair, R-Sr.	96
5.	Hudson Clark, R-Jr.	78

TACKLES FOR LOSS

Rank	Player, Class	TFL
1.	Bumper Pool, *Sr.	26.5
2.	Jordan Domineck, R-Sr.	22.0
3.	Zach Williams, Sr.	11.0
	Terry Hampton, *Sr.	11.0
4.	Drew Sanders, Jr.	10.0
	Eric Gregory, R-Jr.	9.0

SACKS

Rank	Player, Class	Sacks
1.	Jordan Domineck, R-Sr.	13.5
2.	Drew Sanders, Jr.	7.5
3.	Zach Williams, Sr.	6.5
4.	Eric Gregory, R-Jr.	4.5
5.	Terry Hampton, *Sr.	2.5
	Landon Jackson, So.	2.5
	Isaiah Nichols, R-Sr.	2.5

INTERCEPTIONS

Rank	Player, Class	INTs
1.	Jalen Catalon, R-Jr.	5
2.	Dwight McGlothern, Jr.	4
3.	Hudson Clark, R-Jr.	3
4.	Myles Slusher, Jr.	2
5.	Latavious Brini, *Sr.	1
	Malik Chavis, R-Jr.	1
	Eric Gregory, R-Jr.	1

RUSHING

Rank	Player, Class	Yards
1.	Raheim Sanders, So.	1,187
2.	KJ Jefferson, R-Jr.	1,101
3.	Dominique Johnson, Jr.	618
4.	Dennis Daniels, R-Sr.	501
5.	AJ Green, So.	344

RECEPTIONS

Rank	Player, Class	Receptions/Yards
1.	Jadon Haselwood, R-Jr.	86/987
2.	Trey Knox, Jr.	67/750
3.	Matt Landers, Sr.	49/907
4.	Warren Thompson, R-Jr.	38/621
5.	Hudson Henry, R-Jr.	23/134



THE RAZORBACK DAILY

The Razorback Daily is the official daily podcast of the Arkansas Razorbacks. Hosted by Quinn Grovey and Matt Zimmerman, it is the one-stop shop for everything fans need to know about the Hogs: the biggest stories, exclusive interviews and opinions on the most important news of the day. Find The Razorback Daily anywhere you get your podcasts, or visit linktr.ee/razorbackdaily.

RAZORBACK NOTEBOOK

POWER TO THE PORTAL

- Arkansas added nine student-athletes, including six defensive players, from the transfer portal in the offseason:

Player	Previous School(s)
DB Latavious Brini	Georgia
DL Jordan Domineck	Georgia Tech
QB Cade Fortin	South Florida
DL Terry Hampton	Arkansas State
WR Jadon Haselwood	Oklahoma
DL Landon Jackson	LSU
WR Matt Landers	Georgia/Akron
DB Dwight McGlothern	LSU
LB Drew Sanders	Alabama

- Domineck ranks second on the Razorbacks in both sacks (4.5) and tackles for loss (4.5). His 13.5 career sacks are the most among all Arkansas defenders.
- McGlothern has started all five games at cornerback and has reeled in a team-leading three interceptions this season.

TURNED THINGS AROUND

- Arkansas head coach Sam Pittman is at the helm of one of the most remarkable turnarounds in all of college football.
- Following consecutive two-win campaigns with no SEC victories in 2018 and 2019, the Razorbacks won three games against a conference-only schedule in Pittman's first season.
- Pittman's Razorbacks won nine games in 2021, including all three of the program's trophy games for the first time in history in addition to the Outback Bowl, after totaling just eight wins in the three seasons prior to his return to The Hill.

School	2018	2019	2020	2018-20 Avg.	2021	Win Differential
Arkansas	2	2	3	2.3	9	6.7
Ole Miss	5	4	5	4.7	10	5.3
Georgia	11	12	8	10.3	14	3.7
South Carolina	7	4	2	4.3	7	2.7
Kentucky	10	8	5	7.7	10	2.3
Tennessee	5	8	3	5.3	7	1.7
Mississippi State	8	6	4	6.0	7	1.0
Alabama	14	11	13	12.7	13	0.3
Missouri	8	6	5	6.3	6	-0.3
Texas A&M	9	8	9	8.7	8	-0.7
Vanderbilt	6	3	0	3.0	2	-1.0
Auburn	8	9	6	7.7	6	-1.7
Florida	10	11	8	9.7	6	-3.7
LSU	10	15	5	10.0	6	-4.0

- Arkansas started the 2021 campaign with a 4-0 record, rising to as high as No. 8 in the AP poll - the team's highest ranking since 2011 - and checking in at No. 21 in the final College Football Playoff rankings, tying the Razorbacks' highest-ever ranking from the committee and marking their first time finishing the season in the Top 25 since the CFP's inception in 2014.
- Pittman, who was named the AFCA Region 2 Coach of the Year in 2021, won seven SEC games in his first two years as head coach, the most since Houston Nutt won 10 in his first two years (1998-99) at the helm.



Dwight McGlothern, an LSU transfer, has accounted for all three of the Razorbacks' interceptions this season. His three interceptions are tied for most among all SEC defenders.



2022 HONORS

PRESEASON ALL-AMERICA

Jalen Catalon • R-Jr. • DB

ESPN – First Team
Phil Steele – First Team
Associated Press – Second Team
Athlon Sports – Second Team
CBS Sports / 247Sports – Second Team
Sporting News – Second Team
Sports Illustrated – Second Team
The Athletic – Second Team
Pro Football Focus – Third Team

Bumper Pool • Sr. • LB

Phil Steele – Second Team
Athlon Sports – Fourth Team
Pro Football Focus – Honorable Mention

Ricky Stromberg • Sr. • OL

The Athletic – Second Team
Phil Steele – Fourth Team

PRESEASON ALL-SEC

Reid Bauer • R-Sr. • P

Pro Football Focus – Third Team

Jalen Catalon • R-Jr. • DB

CBS Sports – First Team
Coaches – First Team
Media – First Team
Phil Steele – First Team
Athlon Sports – Second Team
Pro Football Focus – Second Team

Jadon Haselwood • R-Jr. • WR

Phil Steele – Fourth Team

KJ Jefferson • R-Jr. • QB

Athlon Sports – Third Team

Brady Latham • R-Jr. • OL

CBS Sports – Third Team
Coaches – Third Team
Media – Third Team
Pro Football Focus – Third Team

Beaux Limmer • R-Jr. • OL

Pro Football Focus – Second Team
Athlon Sports – Third Team
Phil Steele – Fourth Team

Cam Little • So. • K

Pro Football Focus – Second Team
Athlon Sports – Fourth Team
Phil Steele – Fourth Team

Isaiah Nichols • R-Sr. • DL

Phil Steele – Fourth Team

Bumper Pool • Sr. • LB

Athlon Sports – First Team
Coaches – First Team
Phil Steele – First Team
Pro Football Focus – First Team
CBS Sports – Second Team
Media – Second Team

Drew Sanders • Jr. • LB

Athlon Sports – Fourth Team

Raheim Sanders • So. • RB

Athlon Sports – Fourth Team

Ricky Stromberg • Jr. • OL

Athlon Sports – First Team
CBS Sports – First Team
Coaches – First Team
Media – First Team
Phil Steele – First Team
Pro Football Focus – Second Team

Dalton Wagner • R-Sr. • OL

Pro Football Focus – Third Team

WATCH LISTS

Reid Bauer • R-Sr. • P

Ray Guy Award

Simeon Blair • R-Sr. • DB

Reese's Senior Bowl

Latavious Brini • Sr. • DB

Reese's Senior Bowl

Jalen Catalon • R-Jr. • DB

Bronko Nagurski Trophy
Chuck Bednarik Award
Jim Thorpe Award

Dominique Johnson • Jr. • RB

Earl Campbell Tyler Rose Award

KJ Jefferson • R-Jr. • QB

Davey O'Brien Award
Johnny Unitas Golden Arm Award
Manning Award
Maxwell Award

Trey Knox • Sr. • TE

Reese's Senior Bowl
William V. Campbell Trophy

Cam Little • So. • K

Danny Wuerffel Trophy
Lou Groza Award

Sam Pittman • Head Coach

Bobby Dodd Coach of the Year Award

Bumper Pool • Sr. • LB

Bronko Nagurski Trophy
Chuck Bednarik Award
Dick Butkus Award
Reese's Senior Bowl
Vince Lombardi Award

Ricky Stromberg • Jr. • OL

Outland Trophy
Reese's Senior Bowl
Rimington Trophy

Dalton Wagner • R-Sr. • OL

Reese's Senior Bowl

Zach Williams • Sr. • DL

Reese's Senior Bowl

WEEKLY AWARDS

Jordan Domineck • R-Sr. • DL

SEC Defensive Lineman of the Week (Week 1)

KJ Jefferson • R-Jr. • QB

Davey O'Brien Award Great 8 (Week 1)

Bumper Pool • Sr. • LB

SEC Defensive Player of the Week (Week 1)
Paul Hornung Award Honor Roll (Week 2)

Drew Sanders • Jr. • LB

Walter Camp National Defensive Player of the Week (Week 2)
SEC Defensive Player of the Week (Week 2)
Bednarik Award Player of the Week (Week 2)

Ricky Stromberg • Sr. • OL

SEC Offensive Lineman of the Week (Week 2)

MONTHLY AWARDS

Drew Sanders • Jr. • LB

Butkus Award National Linebacker of the Month (Sept.)

MISCELLANEOUS OFFENSE STATS

GAMES WITH A RECEPTION

Player	2018	2019	2020	2021	2022	Career
Nathan Bax	--	0	0	0	2	2
Rashod Dubinion	--	--	--	--	2	2
AJ Green	--	--	--	5	0	5
Jadon Haselwood	--	6	3	12	5	26
Hudson Henry	--	2	5	3	0	10
Malik Hornsby	--	--	--	0	2	2
Ketron Jackson Jr.	--	--	--	4	4	8
KJ Jefferson	--	1	0	0	0	1
Dominique Johnson	--	--	0	5	0	5
Trey Knox	--	7	5	6	5	23
Matt Landers	0	6	1	7	5	19
Raheim Sanders	--	--	--	6	4	10
Bryce Stephens	--	--	--	1	0	1
Warren Thompson	--	--	--	10	4	14

5+ RECEPTIONS

Player	2018	2019	2020	2021	2022	Career
Jadon Haselwood	--	0	0	1	4	5
Hudson Henry	--	0	1	0	0	1
Trey Knox	--	3	0	1	1	5
Matt Landers	0	0	0	2	1	3

20+ YARD RECEPTION

Player	2018	2019	2020	2021	2022	Career
Rashod Dubinion	--	--	--	--	1	1
AJ Green	--	--	--	1	0	1
Jadon Haselwood	--	--	--	--	2	2
Ketron Jackson Jr.	--	--	--	1	2	3
Dominique Johnson	--	--	0	1	0	1
Trey Knox	--	5	1	0	4	10
Matt Landers	--	--	--	--	5	5
Raheim Sanders	--	--	--	2	1	3
Warren Thompson	--	--	0	4	2	6

40+ YARD RECEPTION

Player	2018	2019	2020	2021	2022	Career
AJ Green	--	--	--	--	1	1
Ketron Jackson Jr.	--	--	--	0	1	1
Dominique Johnson	--	--	--	0	1	1
Trey Knox	--	--	1	0	0	1
Matt Landers	--	--	--	--	1	1
Raheim Sanders	--	--	--	0	1	1
Warren Thompson	--	--	--	0	1	1

100 YARDS RECEIVING

Player	2018	2019	2020	2021	2022	Career
Matt Landers	0	0	0	2	1	3

GAMES WITH A RECEIVING TD

Player	2018	2019	2020	2021	2022	Career
AJ Green	--	--	--	1	0	1
Jadon Haselwood	--	1	0	3	2	6
Hudson Henry	--	--	1	0	0	1
Ketron Jackson Jr.	--	--	--	1	1	2
Dominique Johnson	--	--	0	1	0	1
Trey Knox	--	2	0	1	1	3
Matt Landers	0	1	0	4	0	5
Raheim Sanders	--	--	--	1	1	2
Warren Thompson	--	--	0	2	2	4

GAMES WITH MULTIPLE RECEIVING TDS

Player	2018	2019	2020	2021	2022	Career
Jadon Haselwood	--	0	0	2	0	2
Trey Knox	--	0	0	0	1	1
Matt Landers	0	0	0	1	0	1

10+ YARD RUNS

Player	2018	2019	2020	2021	2022	Career
Reid Bauer	0	0	0	1	0	1
Rashod Dubinion	--	--	--	--	2	3
AJ Green	--	--	--	6	1	8
Malik Hornsby	--	--	0	9	1	10
Javion Hunt	--	--	--	1	0	1
KJ Jefferson	--	3	3	34	9	51
Dominique Johnson	--	--	0	20	1	21
Raheim Sanders	--	--	--	18	17	35

20+ YARD RUNS

Player	2018	2019	2020	2021	2022	Career
Reid Bauer	0	0	0	1	0	1
A.J. Green	--	--	--	2	0	2
Malik Hornsby	--	--	0	3	0	3
KJ Jefferson	--	1	0	4	1	6
Dominique Johnson	--	--	0	6	0	6
Raheim Sanders	--	--	--	3	6	9

100 YARDS RUSHING

Player	2018	2019	2020	2021	2022	Career
KJ Jefferson	--	0	0	1	1	2
Dominique Johnson	--	--	0	1	0	1
Raheim Sanders	--	--	--	1	4	5

GAMES WITH A RUSHING TD

Player	2018	2019	2020	2021	2022	Career
Rashod Dubinion	--	--	--	--	1	1
A.J. Green	--	--	--	1	2	3
Malik Hornsby	--	--	0	1	0	1
KJ Jefferson	--	1	2	3	4	10
Dominique Johnson	--	--	0	6	0	6
Raheim Sanders	--	--	--	3	3	6

GAMES WITH MULTIPLE RUSHING TDS

Player	2018	2019	2020	2021	2022	Career
KJ Jefferson	--	0	0	2	0	2
Dominique Johnson	--	--	0	1	0	1
Raheim Sanders	--	--	--	2	1	3

MISC. OFFENSE STATS

CAREER 100-YARD RUSHING GAMES

Raheim Sanders • So. • RB (5)

167 - Missouri State, 2022
156 - South Carolina, 2022
139 - Ole Miss, 2021
117 - Cincinnati, 2022
101 - Alabama, 2022

KJ Jefferson • R-Jr. • QB (2)

110 - Penn State, 2022
105 - Texas A&M, 2022

Dominique Johnson • Jr. • RB (1)

107 - Mississippi State, 2021

CAREER 100-YARD RECEIVING GAMES

Matt Landers • Sr. • WR (3)

*150 - Eastern Michigan, 2021
*137 - Middle Tennessee, 2021
123 - Missouri State, 2022
*at Toledo

MISC. DEFENSE STATS

DOUBLE-DIGIT TACKLES

Player	2018	2019	2020	2021	2022	Career
Simeon Blair	--	0	0	0	1	1
Jalen Catalon	--	--	7	1	0	8
Hudson Clark	--	--	1	0	0	1
Joe Foucha	0	2	1	1	0	4
Bumper Pool	1	3	6	7	2	19
Drew Sanders	--	--	0	0	3	3

TEAM LEADER IN TACKLES (Ties included)

Player	2018	2019	2020	2021	2022	Career
Jalen Catalon	--	--	1	1	0	2
Hudson Clark	--	--	1	0	0	1
Bumper Pool	0	3	5	7	2	17
Drew Sanders	--	--	--	--	3	3

GAMES WITH A SACK (Half sacks included)

Player	2018	2019	2020	2021	2022	Career
Simeon Blair	--	--	0	1	0	1
Taurean Carter	--	0	0	1	0	1
Jordan Domineck	0	0	3	5	3	11
Dorian Gerald	--	0	1	0	0	1
Eric Gregory	--	--	3	1	1	5
Landon Jackson	--	--	--	0	3	3
Jayden Johnson	--	--	--	0	2	2
Isaiah Nichols	--	--	1	2	0	3
Chris Paul Jr.	--	--	--	--	1	1
Bumper Pool	0	1	1	0	1	3
Drew Sanders	0	0	0	1	5	6
Myles Slusher	--	--	0	1	0	1
Zach Williams	--	0	1	4	3	8

MULTIPLE SACKS (1.5 sacks or more)

Player	2019	2020	2021	2022	Career
Jordan Domineck	0	0	0	1	1
Dorian Gerald	--	0	1	0	1
Chris Paul	--	--	--	1	1
Drew Sanders	--	0	0	2	2
Zach Williams	0	0	0	1	1

ARKANSAS 20+ YARD PLAYS

Yards	Type	Player(s)	Opponent
82*	PR	Bryce Stephens	Missouri State
73*	Pass	KJ Jefferson to Raheim Sanders	Missouri State
64	Pass	KJ Jefferson to Ketron Jackson Jr.	Missouri State
56*	Pass	KJ Jefferson to Warren Thompson	Texas A&M
47	Pass	KJ Jefferson to Matt Landers	Missouri State
47	Run	Raheim Sanders	South Carolina
43	Run	Raheim Sanders	Missouri State
38*	Pass	KJ Jefferson to Jadeon Haselwood	Missouri State
37	Run	Raheim Sanders	Cincinnati
36	Pass	KJ Jefferson to Trey Knox	Alabama
34	KR	AJ Green	Missouri State
34	PR	Bryce Stephens	Missouri State
32*	Pass	KJ Jefferson to Ketron Jackson	Texas A&M
32*	Pass	KJ Jefferson to Trey Knox	Cincinnati
30	Pass	KJ Jefferson to Jadon Haselwood	Missouri State
29	Pass	KJ Jefferson to Rashod Dubinion	Cincinnati
27	Run	Raheim Sanders	Missouri State
26	Run	Raheim Sanders	Alabama
26	Run	KJ Jefferson	Texas A&M
26	Pass	KJ Jefferson to Matt Landers	Missouri State
24	Run	Raheim Sanders	Cincinnati
23*	Pass	KJ Jefferson to Warren Thompson	South Carolina
22	Pass	KJ Jefferson to Trey Knox	Cincinnati
20	Pass	KJ Jefferson to Matt Landers	Alabama
20	Pass	KJ Jefferson to Matt Landers	Missouri State
20	Pass	KJ Jefferson to Matt Landers	Cincinnati

* touchdown scored on play

HEAD COACH SAM PITTMAN

• Led Arkansas to wins over Texas A&M (Southwest Classic), LSU (Battle for the Golden Boot) and Missouri (Battle Line Rivalry) to capture all three rivalry trophies for the first time in school history in 2021.

• The Razorbacks won a bowl game for first time since 2016 and first Jan. 1 bowl since 2000 with Outback Bowl victory.

• Guided Arkansas to eight regular-season wins in 2021, the team's most victories in a regular season since the 2011 campaign.

Sam Pittman, one of the nation's premier recruiters, was named the 34th head coach in Razorback history prior to the 2020 season and has led one of the most remarkable program turnarounds in college football since taking the helm.

Preaching belief, it did not take long for Pittman to make the state proud. After restoring belief in his first season as the head coach, Pittman pushed the program back onto the national scene in just his second year. The Razorbacks won eight games combined in the three seasons prior to Pittman's arrival before winning nine games in 2021, including an Outback Bowl victory over Penn State, for the program's most wins in a decade. Arkansas finished the season ranked No. 21 in the Associated Press Poll and No. 20 in the USA Today Coaches' Poll, ending the season ranked for the first time since 2011.

The Hogs started the 2021 season 4-0 and rose to No. 8 in the Associated Press poll early in the season - the team's highest ranking since 2011 - and later set a program first by being ranked in consecutive College Football Playoff rankings after the Razorbacks beat No. 17 Mississippi State. For the first time in history, the Hogs also captured all three of the program's trophy games, beating No. 7 Texas A&M in the Southwest Classic, winning at LSU to recapture the Golden Boot and topping Missouri in the season finale to earn the Battle Line Rivalry trophy. Pittman and the Razorbacks entered the postseason with eight wins - the most regular season victories at Arkansas since 2011 - before adding a fourth trophy to the case with a 24-10 win over the Nittany Lions in Tampa, Fla. at the Outback Bowl.

Pittman's players have also been in the spotlight over the last two seasons. Linebacker Grant Morgan became the first Razorback in history to win the Burlsworth Trophy - given annually to the nation's best player who started his career as a walk-on - and just the 16th Hog ever to earn Walter Camp Football Foundation All-America honors. Earlier this spring, Treyton Burks became the first Arkansas player to be selected in the first round of the NFL Draft since 2018 when Pittman protégé Frank Ragnow was taken 20th overall. Burks went 16th overall to Tennessee after being named a First-Team All-SEC wide receiver. Montaric Brown earned All-SEC first team honors this past season before being selected by the Jacksonville Jaguars. Burks and Brown were joined by John Ridgeway (Dallas Cowboys) to give Arkansas their most players selected in the NFL Draft since 2019.

Pittman's program has also proven to be strong on the recruiting trail. The Razorbacks have hauled in consecutive Top 30 classes while also finding impact players in the transfer portal. This past fall, freshmen running backs Raheim Sanders and AJ Green along with wide receiver Ketron Jackson and defensive back Jayden Johnson all made significant contributions with Sanders being one of four Hogs to eclipse 500 yards rushing. The 2021 team also featured five players from the transfer portal.

Under the first-year head coach in 2020, Arkansas compiled a 3-7 record against an ultra-challenging SEC-only schedule in a season marred by the COVID-19 pandemic. In week two, the Razorbacks defeated No. 16 Mississippi State on the road, 21-14, snapping a 20-game SEC losing streak and claiming their first win against a ranked team since November 2016. Pittman oversaw immediate change on both sides of the ball with the offense averaging 51 more total yards per game and the defense forcing seven more interceptions than the 2019 team. Linebacker Grant Morgan earned Walter Camp second-team All-America honors, becoming the 16th Razorback in program history to earn the nod from the nation's oldest All-America team. Pittman guided the Razorbacks to their 43rd all-time bowl berth, becoming the fifth coach in school history to lead the team to a bowl in his first season and first since Houston Nutt in 1998 (Florida Citrus Bowl). The 2020 Texas Bowl, however, was canceled due to COVID-19 issues within TCU's program.

Before his return to Fayetteville, Pittman spent four seasons on staff at Georgia, including the 2019 season when he served as associate head coach and offensive line coach for the Bulldogs. He arrived in Athens in 2016 as the offensive line coach as part of Kirby Smart's first staff. In his four seasons with the Bulldogs, Pittman helped Georgia to unprecedented success including three-straight Southeastern Conference Eastern Division titles. Pittman's linemen paved the way for the Bulldogs' rushing attack in 2019 led by D'Andre Swift, who finished fourth in the league with 1,216 yards just ahead of Arkansas' Rakeem Boyd (1,133). Andrew Thomas, Isaiah Wilson and Solomon Kindley led the way up front on Pittman's o-line and later heard their names called in the NFL Draft with Thomas and Wilson going in the first round.

An original member of Bret Bielema's staff at Arkansas in 2013, Pittman helped build the Razorbacks' offensive line into one of the league's best. He quickly made an impact, helping Travis Swanson earn first-team All-America honors and Rimington Trophy finalist honors in 2013. His first two offensive lines at Arkansas led the SEC in sacks allowed per game and his offensive line in 2014 paved the way for two 1,000-yard rushers in Jonathan Williams and Alex Collins. The unit averaged 328.4 pounds per player, making it the largest offensive line in the FBS and NFL that season.

The Oklahoma native has coached at seven different Power 5 schools during his 32 years of coaching, including Oklahoma, Missouri, Kansas, North Carolina and Tennessee. With a wealth of experience, Pittman is widely regarded as one of the nation's best offensive line coaches. He has coached 17 players that have been selected in the NFL Draft since 2013, including first round picks Andrew Thomas (4th in 2020), Isaiah Wilson (29th in 2020), Ragnow (20th in 2018), Isaiah Wynn (23rd overall in 2018), Ja'Wuan James (19th overall in 2014) and Jonathan Cooper (7th overall in 2013).

Overall, Pittman has coached seven offensive linemen that were selected in the first round of the NFL Draft, including Stockar McDougle (20th overall in 2000). Pittman also became the highest drafted Razorback center in school history at the time when he was picked 76th overall in 2014.

Pittman's coaching career began in 1987 as the head coach at Princeton (Mo.) HS. He coached at Hutchinson (Kan.) CC for three seasons, including the final two as the head coach, before getting his first FBS opportunity as Northern Illinois' offensive line coach in 1994. He later returned to NIU to help the Huskies to a pair of division championships and two bowl games and was the first assistant head coach in program history.

Pittman played defensive end at Pittsburg State, where he was a first-team NAIA All-American and twice earned all-conference recognition. He graduated with a bachelor's degree in education in 1986 and was inducted into the PSU Athletics Hall of Fame in 1998. As a senior at Grove High School, Pittman won the state Class 3A shot put title.

He and his wife, Jamie, reside in Fayetteville. Full bio on ArkansasRazorbacks.com.



COACHING HISTORY

2020-pres.	Arkansas Head Coach
2019	Georgia Associate Head Coach/OL
2016-18	Georgia Offensive Line
2013-15	Arkansas Asst. HC/OL/Recruiting Coord.
2012	Tennessee Offensive Line
2011	North Carolina Associate Head Coach/OL
2007-10	North Carolina Offensive Line
2004-06	Northern Illinois Assistant Head Coach/OL
2003	Northern Illinois Offensive Line
2001	Kansas Offensive Line
2000	Missouri Offensive Line
1999	Western Michigan Assistant Coach
1997-98	Oklahoma Offensive Line
1996	Cincinnati Offensive Tackles/Tight Ends
1994-95	Northern Illinois Offensive Line
1992-93	Hutchinson (Kan.) CC Head Coach
1991	Hutchinson (Kan.) CC Offensive Line
1989-90	Trenton (Mo.) HS Head Coach
1987-88	Princeton (Mo.) HS Head Coach

GAME 6: MISSISSIPPI STATE

GAME-BY-GAME BREAKDOWN

	FINAL	SCORE BY QUARTER					FIRST DOWNS				RUSHING			PASSING			OFFENSE		PUNTING	FUMBLES	PENALTY	THIRD	TOTAL	
GAME	SCORE	1	2	3	4	OT	RU	PA	PN	TOT	ATT	YDS	TD	C-A-I	YDS	TD	ATT	YDS	NO-NET	AVG	NO-LOST	NO-YDS	DOWNS	TOP
Cincinnati	24	0	0	17	7		7	15	2	24	31	111	1	26-43-1	325	2	76	436	4-185-46.2	2-1	10-65	8/16	31:24	
Arkansas	31	7	7	10	7		11	11	1	23	45	224	1	18-26-0	223	3	71	447	6-231-38.5	3-1	7-63	8/16	28:36	
S. Carolina	30	3	6	7	14		5	12	5	22	29	295	3	24-39-1	376	1	68	416	3-65-21.7	5-2	5-41	3-10	25:23	
Arkansas	44	7	14	0	23		20	7	1	28	65	40	5	18-21-0	162	1	86	457	3-107-35.7	0-0	10-122	9-16	34:37	
Missouri St.	27	7	10	7	3		5	14	2	21	32	52	2	24-43-0	357	1	75	409	8-380-47.5	0-0	8-63	7-18	35:51	
Arkansas	38	0	14	3	21		10	11	1	22	36	212	2	19-31-1	385	2	67	597	3-113-37.7	2-2	6-58	5-13	24:09	
Arkansas	21	14	0	0	7		17	7	0	24	54	244	1	12-19-0	171	2	73	415	6-218-36.3	5-1	3-30	6-15	30:34	
Texas A&M	23	0	13	10	0		7	7	2	16	34	192	1	11-21-0	151	1	55	343	5-218-43.6	3-0	9-65	4-12	29:26	
Alabama	49	14	14	0	21		9	7	1	17	42	317	5	11-22-1	238	2	64	555	3-137-45.7	3-0	10-101	9-14	26:38	
Arkansas	26	0	7	16	3		14	9	4	27	51	187	2	17-34-0	190	1	85	377	8-340-42.5	2-1	6-31	5-17	33:22	
Arkansas																								
Miss. State																								
Arkansas																								
BYU																								
Arkansas																								
Auburn																								
Liberty																								
Arkansas																								
LSU																								
Arkansas																								
Ole Miss																								
Arkansas																								
Arkansas																								
Missouri																								

AP POLL

Rank	Team	Record	Points	Previous
1	Alabama (25)	5-0	1523	2
2	Georgia (28)	5-0	1521	1
3	Ohio State (10)	5-0	1488	3
4	Michigan	5-0	1348	4
5	Clemson	5-0	1345	5
6	USC	5-0	1,233	6
7	Oklahoma State	4-0	1,182	9
8	Tennessee	4-0	1,129	8
9	Ole Miss	5-0	1,068	14
10	Penn State	5-0	959	11
11	Utah	4-1	884	12
12	Oregon	4-1	872	13
13	Kentucky	4-1	832	7
14	NC State	4-1	691	10
15	Wake Forest	4-1	627	22
16	BYU	4-1	604	19
17	TCU	4-0	514	514
18	UCLA	5-0	510	NR
19	Kansas	5-0	476	NR
20	Kansas State	4-1	417	25
21	Washington	4-1	180	15
22	Syracuse	5-0	173	NR
23	Mississippi State	4-1	164	NR
24	Cincinnati	4-1	134	NR
25	LSU	4-1	108	NR

Other receiving votes: Washington State 91, Baylor 88, Florida State 78, Arkansas 76, JMU 39, Florida 37, Maryland 25, CCU 17, Minnesota 14, Tulane 9, Illinois 6, North Carolina 5, Texas A&M 4, Purdue 2, Oklahoma 2.

USA TODAY COACHES POLL

Rank	Team	Record	Points	Previous
1	Alabama (34)	5-0	1568	2
2	Georgia (23)	5-0	1545	1
3	Ohio State	5-0	1492	3
4	Michigan	5-0	1374	4
5	Clemson	5-0	1374	5
6	USC	5-0	1247	6
7	Oklahoma State	4-0	1225	7
8	Tennessee	4-0	1142	9
9	Ole Miss	5-0	1082	11
10	Penn State	5-0	990	12
11	Utah	4-1	919	13
12	Oregon	4-1	823	15
13	Kentucky	4-1	811	8
14	NC State	4-1	732	10
15	Wake Forest	4-1	668	21
16	BYU	4-1	594	20
17	Kansas	5-0	433	NR
18	TCU	4-0	425	NR
19	UCLA	5-0	421	NR
20	Kansas State	4-1	324	NR
21	Syracuse	5-0	306	25
22	Baylor	3-2	230	14
23	Mississippi State	4-1	194	NR
24	Washington	4-1	161	18
25	Arkansas	3-2	141	19

Others receiving votes: Cincinnati 140, LSU 89, Florida State 74, Florida 41, Washington State 38, Maryland 37, JMU 30, Minnesota 23, Texas 22, Texas A&M 20, Air Force 20, Oklahoma 19, CCU 11, Purdue 10, North Carolina 9, Tulane 6, Notre Dame 5, Illinois 3, UCF 2, Pitt 1, Duke 1.

GAME-BY-GAME LEADERS

Opponent	Rushes	Rush Yards	Catches	Receiving Yards	Tackles	Tackles For Loss	Sacks
Cincinnati	20, Raheim Sanders	122, Raheim Sanders	6, Trey Knox	75, Trey Knox	13, Bumper Pool	1.5, Zach Williams	1, Sanders/Domineck
South Carolina	24, Raheim Sanders	156, Raheim Sanders	5, Jadon Haselwood	45, Matt Landers	11, Drew Sanders	3.0, Drew Sanders	2, Drew Sanders
Missouri State	22, Raheim Sanders	167, Raheim Sanders	7, Matt Landers	123, Matt Landers	12, Drew Sanders	2.5, Drew Sanders	2.5, Drew Sanders
Texas A&M	18, KJ Jefferson	105, KJ Jefferson	5, Jadon Haselwood	57, Warren Thompson	7, Bumper Pool	2.0, Eric Gregory	1, Gregory/Jackson
Alabama	22, Raheim Sanders	101, Raheim Sanders	6, Jadon Haselwood	48, Ketron Jackson Jr.	12, Drew Sanders	1.5, Bumper Pool	1.0, Drew Sanders

DEPTH CHART

OFFENSE

WR	84	Warren Thompson	R-Sr. // 6-3 // 198
	13	Jaedon Wilson	R-Fr. // 6-3 // 175
WR	9	Jadon Haselwood	R-Jr. // 6-3 // 213
	14	Bryce Stephens	R-Fr. // 6-0 // 176
	16	Isaiah Sategna	Fr. // 5-11 // 173
	85	Harper Cole	R-So. // 5-9 // 178
LT	70	Luke Jones	R-Sr. // 6-5 // 327
	72	Andrew Chamblee	Fr. // 6-6 // 303
LG	62	Brady Latham	R-Jr. // 6-5 // 307
	74	Jalen St. John	R-So. // 6-5 // 327
C	51	Ricky Stromberg	Sr. // 6-4 // 313
	75	Patrick Kutas	Fr. // 6-5 // 305
RG	55	Beaux Limmer	R-Jr. // 6-5 // 302
	76	E'Marion Harris	Fr. // 6-7 // 340
RT	78	Dalton Wagner	*R-Sr. // 6-9 // 331
	53	Ty'Kieast Crawford	Jr. // 6-5 // 325
QB	1	KJ Jefferson	R-Jr. // 6-3 // 242
	10	Cade Fortin	R-Sr. // 6-3 // 218
	4	Malik Hornsby	R-So. // 6-2 // 186
RB	5	Raheim Sanders	So. // 6-2 // 227
	0	AJ Green	So. // 5-11 // 208
TE	7	Trey Knox	Sr. // 6-5 // 245
	89	Nathan Bax	R-Sr. // 6-4 // 252
	82	Hudson Henry	R-Jr. // 6-5 // 254
WR	3	Matt Landers	*Sr. // 6-5 // 197
	2	Ketron Jackson Jr.	So. // 6-2 // 203
	11	Sam Mbake	Fr. // 6-3 // 202

DEFENSE

DE	40	Landon Jackson	So. // 6-7 // 274
	58	Jashaud Stewart	Jr. // 6-2 // 251
DT	50	Eric Gregory	R-Jr. // 6-4 // 303
	99	Terry Hampton	*Sr. // 6-1 // 314
DT	33	Isaiah Nichols	R-Sr. // 6-3 // 315
	5	Cam Ball	R-Fr. // 6-5 // 303
DE	56	Zach Williams	Sr. // 6-4 // 261
	14	Jordan Domineck	R-Sr. // 6-3 // 251
WILL	10	Bumper Pool	*Sr. // 6-2 // 232
	36	Jordan Crook	Fr. // 6-0 // 232
	45	Jackson Woodard	R-So. // 6-3 // 231
MIKE	42	Drew Sanders	Jr. // 6-5 // 233
	27	Chris Paul Jr.	R-Fr. // 6-1 // 230
CB	3	Dwight McGlothorn	Jr. // 6-2 // 181
	16	Keuan Parker	R-Fr. // 5-11 // 178
S	7	Latavious Brini	*Sr. // 6-2 // 215
	19	Khari Johnson	Jr. // 6-0 // 192
S	15	Simeon Blair	R-Sr. // 5-10 // 208
	8	Jayden Johnson	So. // 6-2 // 204
CB	4	Malik Chavis	R-Jr. // 6-2 // 192
	17	Hudson Clark	R-Jr. // 6-2 // 182
NB	2	Myles Slusher	Jr. // 6-0 // 194
	18	Trent Gordon	R-Sr. // 5-11 // 188
	6	Jacorrei Turner	R-So. // 6-2 // 206

SPECIAL TEAMS

K	29	Cam Little	So. // 6-2 // 181
KO	39	Jake Bates	*Sr. // 5-10 // 202
P	31	Max Fletcher	Fr. // 6-5 // 178
	30	Reid Bauer	R-Sr. // 5-11 // 206
LS	48	Eli Stein	Fr. // 6-3 // 227
	52	John Oehrlein	R-Jr. // 6-1 // 235
-OR-	46	Francisco Castro	R-Fr. // 6-1 // 217
H	30	Reid Bauer	R-Sr. // 5-11 // 206
KR	0	AJ Green	So. // 5-11 // 208
	6	Rashod Dubinion	Fr. // 5-10 // 211
PR	14	Bryce Stephens	R-Fr. // 6-0 // 176
	85	Harper Cole	R-So. // 5-9 // 178

GAME 6: MISSISSIPPI STATE

GAME-BY-GAME OFFENSIVE STARTERS

Opponent	LT	LG	C	RG	RT	TE	TE/WR	QB	RB	WR	WR
Cincinnati	L. Jones	Latham	Stromberg	Limmer	Wagner	Knox	Thompson	Jefferson	R. Sanders	Haselwood	Landers
South Carolina	L. Jones	Latham	Stromberg	Limmer	Wagner	Knox	Thompson	Jefferson	R. Sanders	Haselwood	Landers
Missouri State	L. Jones	Latham	Stromberg	Limmer	Wagner	Knox	Thompson	Jefferson	R. Sanders	Haselwood	Landers
vs. Texas A&M	L. Jones	Latham	Stromberg	Limmer	Wagner	Knox	Thompson	Jefferson	R. Sanders	Haselwood	Landers
Alabama	L. Jones	Latham	Stromberg	Limmer	Wagner	Knox	K. Jackson	Jefferson	R. Sanders	Haselwood	Landers
at Mississippi State											
at BYU											
at Auburn											
Liberty											
LSU											
Ole Miss											
at Missouri											

GAME-BY-GAME DEFENSIVE STARTERS

Opponent	DE	DT	DT	DE	WILL	MIKE	CB	S	S	CB	NB	DIME
Cincinnati	Stewart	Gregory	Nichols	Z. Williams	Pool	D. Sanders	McGlothern	Catalon	Blair	Clark	Slusher	--
South Carolina	Gregory	--	Nichols	Z. Williams	Pool	D. Sanders	McGlothern	Brini	Blair	Clark	J. Johnson	K. Johnson
Missouri State	Jackson	Gregory	Nichols	Z. Williams	Pool	D. Sanders	McGlothern	Brini	Blair	Chavis	J. Johnson	--
vs. Texas A&M	Jackson	Gregory	Nichols	Z. Williams	Pool	D. Sanders	McGlothern	J. Johnson	Blair	Chavis	Slusher	--
Alabama	Jackson	--	Nichols	Z. Williams	Pool	D. Sanders	McGlothern	J. Johnson	Blair	Chavis	Slusher	K. Johnson
at Mississippi State												
at BYU												
at Auburn												
Liberty												
LSU												
Ole Miss												
at Missouri												

CAREER STARTS

OFFENSE	2022	2021	2020	2019	2018	TOT	CONS	DEFENSE	2022	2021	2020	2019	2018	TOT	CONS
Ricky Stromberg, OL, Sr.	5	13	8	11	-	37	17	Bumper Pool, LB, *Sr.	5	1	9	12	4	31	5
Dalton Wagner, OL, *R-Sr.	5	10	5	12	1	33	10	Jalen Catalon, DB, R-Jr.	1	6	9	0	-	16	-
Brady Latham, OL, R-Jr.	5	13	10	0	-	28	28	Isaiah Nichols, DL, R-Sr.	5	4	7	0	-	16	5
Trey Knox, WR, Sr.	5	0	6	11	-	22	5	Jordan Domineck, DL, R-Sr.	0	8	4	3	0	15	-
Beaux Limmer, OL, R-Jr.	5	11	6	0	-	22	16	Eric Gregory, DL, R-Jr.	4	3	7	-	-	14	-
KJ Jefferson, QB, R-Jr.	5	13	1	1	-	20	18	Simeon Blair, DB, R-Sr.	5	7	2	0	-	14	8
Jadon Haselwood, WR, R-Jr.	5	12	0	0	1	18	5	LaDarius Bishop, DB, R-Sr.	0	9	1	3	-	13	-
Warren Thompson, WR, R-Sr.	4	3	3	0	0	10	-	Latavious Brini, DB, *Sr.	2	11	0	0	0	13	-
Dominique Johnson, RB, Jr.	0	6	0	-	-	6	-	Hudson Clark, DB, R-Jr.	2	4	7	-	-	13	-
Matt Landers, WR, Sr.	5	0	0	1	0	6	5	Myles Slusher, DB, Jr.	3	7	2	-	-	12	2
Hudson Henry, TE, R-Jr.	0	0	5	-	-	5	-	Dwight McGlothern, DB, Jr.	5	6	0	-	-	11	5
Luke Jones, OL, R-Sr.	5	0	0	0	0	5	5	Zach Williams, DL, Sr.	5	0	4	0	-	9	5
Raheim Sanders, RB, So.	5	0	-	-	-	5	5	Drew Sanders, LB, Jr.	5	3	-	-	-	8	5
Cade Fortin, QB, R-Sr.	0	2	0	0	0	2	-	Dorian Gerald, DL, *R-Sr.	0	1	1	2	2	6	-
Ketron Jackson Jr., WR, So.	1	0	-	-	-	1	1	Jayden Johnson, DB, So.	3	3	-	-	-	6	4
								Malik Chavis, DB, R-Jr.	3	2	0	-	-	5	3
								Landon Jackson, DL, So.	3	0	-	-	-	3	3
								Khari Johnson, DB, Jr.	2	0	1	-	-	3	1
								Jashaud Stewart, DL, Jr.	1	1	0	-	-	2	-
								Taurean Carter, DL, R-Jr.	0	0	1	0	-	1	-

EXPERIENCE ANALYSIS

The chart to the right shows Arkansas' offensive and defensive starting lineups over the last 15 years with numbers representing total starts by classes and percentages of total starts for the entire season.

Season	G	SR	JR	SO	FR	UpperCI%
2022	5 (3-2)	51 (46.4%)	46 (41.8%)	13 (11.8%)	0 (0.0%)	97 (88.2%)
2021	13 (9-4)	159 (55.6%)	58 (20.3%)	66 (23.1%)	3 (0.1%)	217 (75.9%)
2020	10 (3-7)	70 (31.8%)	50 (22.7%)	45 (20.5%)	55 (25.0%)	120 (54.6%)
2019	12 (2-10)	77 (29.2%)	55 (20.8%)	73 (27.7%)	59 (22.4%)	132 (50.0%)
2018	12 (2-10)	103 (39.2%)	86 (32.7%)	44 (16.7%)	30 (11.4%)	189 (71.2%)
2017	12 (4-8)	66 (25.0%)	108 (40.1%)	65 (24.6%)	25 (9.5%)	174 (65.9%)
2016	13 (7-6)	114 (39.9%)	82 (28.7%)	70 (24.5%)	20 (6.9%)	196 (68.5%)
2015	13 (8-5)	67 (23.4%)	143 (50.0%)	58 (20.3%)	18 (6.3%)	210 (73.4%)
2014	13 (7-6)	92 (32.2%)	72 (25.2%)	89 (31.1%)	33 (11.5%)	164 (57.3%)
2013	12 (3-9)	107 (40.5%)	59 (22.3%)	57 (21.6%)	41 (15.5%)	166 (66.7%)
2012	12 (4-8)	99 (37.5%)	87 (33.0%)	31 (11.7%)	46 (17.4%)	186 (70.5%)
2011	13 (11-2)	110 (38.5%)	97 (33.9%)	65 (22.7%)	14 (4.9%)	207 (72.4%)
2010	13 (10-3)	102 (35.7%)	107 (37.4%)	44 (15.4%)	33 (11.5%)	209 (73.1%)
2009	13 (8-5)	74 (25.9%)	83 (29.0%)	115 (40.2%)	14 (4.9%)	157 (54.9%)
2008	12 (5-7)	58 (22.0%)	64 (24.2%)	65 (24.6%)	77 (29.2%)	112 (46.2%)

GAME 6: MISSISSIPPI STATE

ARKANSAS INDIVIDUAL SEASON-HIGHS

Rush Attempts	24	Raheim Sanders vs. South Carolina, 9/10
Yards Rushing	167	Raheim Sanders vs. Missouri State, 9/17
TD Rushes	2	Raheim Sanders vs. South Carolina, 9/10
Long Rush	47	Raheim Sanders vs. South Carolina, 9/10
Pass Attempts	31	KJ Jefferson vs. Missouri State, 9/17
Pass Completions	19	KJ Jefferson vs. Missouri State, 9/17
Yards Passing	385	KJ Jefferson vs. Missouri State, 9/17
TD Passes	3	KJ Jefferson vs. Cincinnati, 9/3
Long Pass	73	Jefferson to R. Sanders vs. Missouri State, 9/17
Receptions	7	Matt Landers vs. Missouri State, 9/17
Yards Receiving	123	Matt Landers vs. Missouri State, 9/17
TD Receptions	2	Trey Knox vs. Cincinnati, 9/3
Long Reception	73	Raheim Sanders vs. Missouri State, 9/17
Field Goals	1 (2x)	Cam Little vs. Missouri State, 9/17
Long Field Goal	34	Cam Little vs. Alabama, 10/1
Punts	8	Max Fletcher vs. Alabama, 10/1
Punting Avg.	42.5	Max Fletcher vs. Alabama, 10/1
Long Punt	51	Max Fletcher vs. Alabama, 10/1
Punts Inside 20	2 (2x)	Max Fletcher vs. Texas A&M, 9/24
Long Punt Return	82	Bryce Stephens vs. Missouri State, 9/17
Long Kickoff Return	34 (2x)	AJ Green vs. Missouri State, 9/17
Tackles	13	Bumper Pool vs. Cincinnati, 9/3
Sacks	2.5	Drew Sanders vs. Missouri State, 9/17
Tackles For Loss	3.0	Drew Sanders vs. South Carolina, 9/10
Interceptions	1 (2x)	Dwight McGlothern vs. South Carolina, 9/10

ARKANSAS TEAM GAME-HIGHS

Rushes	65	South Carolina, 9/10
Yards Rushing	295	South Carolina, 9/10
Yards Per Rush	5.9	Missouri State, 9/17
TD Rushes	5	South Carolina, 9/10
Pass Attempts	34	Alabama, 10/1
Pass Completions	19	Missouri State, 9/17
Yards Passing	385	Missouri State, 9/17
Yards Per Pass Comp.	20.3	Missouri State, 9/17
TD Passes	3	Cincinnati, 9/3
Total Plays	86	South Carolina, 9/10
Total Offense	597	Missouri State, 9/17
Yards Per Play	8.9	Missouri State, 9/17
Points	44	South Carolina, 9/10
Sacks By	8	Missouri State, 9/17
First Downs	28	South Carolina, 9/10
Penalties	10	South Carolina, 9/10
Penalty Yards	122	South Carolina, 9/10
Turnovers	3	Missouri State, 9/17
Interceptions By	1 (2x)	South Carolina, 9/10
Punts	8	Alabama, 10/1
Punting Avg	42.5	Alabama, 10/1
Long Punt	51	Alabama, 10/1
Punts inside 20	2 (2x)	Texas A&M, 9/24

ARKANSAS' LONGEST PLAYS

Rush	47	Raheim Sanders vs. South Carolina, 9/10
Pass	73	Jefferson to R. Sanders vs. Missouri State, 9/17
Field Goal	34	Cam Little vs. Alabama, 10/1
Punt	51	Max Fletcher vs. Alabama, 10/1
Punt Return	82	Bryce Stephens vs. Missouri State, 9/17
Kickoff Return	34 (2x)	AJ Green vs. Missouri State, 9/17
Interception Return	51	Dwight McGlothern vs. Cincinnati, 9/3
Fumble Return	2	Jordan Domineck vs. Cincinnati, 9/3

OPPONENT INDIVIDUAL SEASON-HIGHS

Rush Attempts	19	Devon Achane vs. Texas A&M, 9/24
Yards Rushing	206	Jahmyr Gibbs vs. Alabama, 10/1
TD Rushes	2	Jahmyr Gibbs vs. Alabama, 10/1
Long Rush	77	Jalen Milroe vs. Alabama, 10/1
Pass Attempts	43 (2x)	Jason Shelley vs. Missouri State, 9/17
Pass Completions	26	Ben Bryant vs. Cincinnati, 9/3
Yards Passing	377	Spencer Rattler vs. South Carolina, 9/10
TD Passes	2	Ben Bryant vs. Cincinnati, 9/3
Long Pass	64	Rattler to Wells Jr. vs. South Carolina, 9/10
Receptions	8	Antwane Wells Jr. vs. South Carolina, 9/10
Yards Receiving	189	Antwane Wells Jr. vs. South Carolina, 9/10
TD Receptions	1 (7x)	K. Prentice, J. Earle vs. Alabama, 10/1
Long Reception	64	Antwane Wells Jr. vs. South Carolina, 9/10
Field Goals	2	Jose Pizano vs. Missouri State, 9/17
Long Field Goal	31 (2x)	Randy Bond vs. Texas A&M, 9/24
Punts	8	Grant Burkett vs. Missouri State, 9/17
Punting Avg.	47.5	Grant Burkett vs. Missouri State, 9/17
Long Punt	64	Grant Burkett vs. Missouri State, 9/17
Punts Inside 20	3	Grant Burkett vs. Missouri State, 9/17
Long Punt Return	45	Kool-Aid McKinstry vs. Alabama, 10/1
Long Kickoff Return	31	Xavier Legette vs. South Carolina, 9/10
Tackles	13	Antonio Johnson vs. Texas A&M, 9/24
Sacks	1.0 (8x)	J. Oatis, J. Moody vs. Alabama, 10/1
Tackles For Loss	3.5	Ivan Pace Jr. vs. Cincinnati, 9/3
Interceptions	1	Tahj Chambers vs. Missouri State, 9/17

OPPONENT TEAM GAME-HIGHS

Rushes	42	Alabama, 10/1
Yards Rushing	317	Alabama, 10/1
Yards Per Rush	7.5	Alabama, 10/1
TD Rushes	5	Alabama, 10/1
Pass Attempts	43 (2x)	Missouri State, 9/17
Pass Completions	26	Cincinnati, 9/3
Yards Passing	377	South Carolina, 9/10
Yards Per Pass Comp.	21.6	Alabama, 10/1
TD Passes	2 (2x)	Alabama, 10/1
Total Plays	75	Missouri State, 9/17
Total Offense	555	Alabama, 10/1
Yards Per Play	8.7	Alabama, 10/1
Points	49	Alabama, 10/1
Sacks By	3.0	Alabama, 10/1
First Downs	24	Cincinnati, 9/3
Penalties	10 (2x)	Alabama, 10/1
Penalty Yards	101	Alabama, 10/1
Turnovers	3	South Carolina, 9/10
Interceptions By	1	Missouri State, 9/17
Punts	8	Missouri State, 9/17
Punting Avg	47.5	Missouri State, 9/17
Long Punt	64	Missouri State, 9/17
Punts inside 20	3	Missouri State, 9/17

OPPONENT'S LONGEST PLAYS

Long Rush	77	Jalen Milroe vs. Alabama, 10/1
Long Pass	64	Rattler to Wells Jr. vs. South Carolina, 9/10
Field Goal	31	Jose Pizano vs. Missouri State, 9/17
Punt	64	Grant Burkett vs. Missouri State, 9/17
Punt Return	45	Kool-Aid McKinstry vs. Alabama, 10/1
Kickoff Return	31	Xavier Legette vs. South Carolina, 9/10
Interception Return	1	Tahj Chambers vs. Missouri State, 9/17
Fumble Return	82	Demani Richardson vs. Texas A&M, 9/24

THE LAST TIME ARKANSAS . . .

RUSHING

Had 500+ yards rushing	vs. South Carolina, 2007 (542)
Had 400+ yards rushing	at Texas Tech, 2014 (438)
Had 400+ yards rushing in consecutive games	at Texas Tech, 2014 (438)
	vs. Nicholls, 2014 (495)
Had 300+ yards rushing	vs. Penn State, 2022 (353)
Had 300+ yards rushing in consecutive games	at Texas Tech, 2014 (438)
	vs. Nicholls, 2014 (495)
Had 300+ yards rushing in three consecutive games	at Alabama, 2007 (301)
	vs. Kentucky, 2007 (338)
	vs. North Texas, 2007 (446)
Had 300+ yards rushing in four consecutive games	vs. Troy, 2007 (350)
	at Alabama, 2007 (301)
	vs. Kentucky, 2007 (338)
	vs. North Texas, 2007 (446)
Had 250+ yards rushing	vs. South Carolina, 2022 (295)
Had 200+ yards rushing	vs. Texas A&M, 2022 (244)
Had 200+ yards in consecutive games	vs. Cincinnati (223) vs. S. Carolina (295) vs. Mo. State (212) vs. TAMU (244), 2022
Had 70+ rushing attempts	at Kentucky, 2003 (71)
Had 60+ rushing attempts	at Texas Tech, 2014 (68)
Had 50+ rushing attempts	vs. Texas A&M, 2022 (54)
Had 7+ rushing TDs	at Texas Tech, 2014 (7)
Had 6+ rushing TDs	vs. UT Martin, 2015 (6)
Had 6+ rushing TDs in consecutive games	vs. Nicholls, 2014 (6)
	at Texas Tech, 2014 (7)
Had 5+ rushing TDs	vs. South Carolina, 2022 (5)
Had 5+ rushing TDs in consecutive games	vs. Nicholls, 2014 (6)
	at Texas Tech, 2014 (7)
Had 4+ rushing TDs	vs. South Carolina, 2022 (5)
Had 4+ rushing TDs in consecutive games	vs. Rice, 2021 (4) and vs. Texas, 2021 (4)
Had 3+ rushing TDs	vs. South Carolina, 2022 (5)
Had 3+ rushing TDs in consecutive games	vs. Missouri, 2021 (3) and Penn State, 2022 (3)
Had 3+ rushing TDs in three straight games	vs. Rice, 2021 (4)
	vs. Texas, 2021 (4)
	vs. Georgia Southern, 2021 (3)
Had 2+ players with 100 yards rushing	at Mississippi State, 2016 (Williams III - 205, Whaley - 112)
Had 3+ players with 100 yards rushing	vs. North Texas, 2007 (McFadden - 138, Jones - 132, Barnett - 105)

PASSING

Had 500+ yards passing	vs. Texas A&M, 2011 (510)
Had 400+ yards passing	vs. Alabama, 2016 (400)
Had 300+ yards passing	vs. Missouri State, 2022 (385)
Had 200+ yards passing	vs. Missouri State, 2022 (385)
Had 50+ pass attempts	vs. San Jose State, 2019 (50)
Had 40+ pass attempts	vs. Auburn, 2019 (40)
Had 30+ pass attempts	vs. Missouri State, 2022 (31)
Had 30+ pass completions	vs. Mississippi State, 2015 (30)
Had 25+ pass completions	at Ole Miss, 2021 (25)
Had 20+ pass completions	at Alabama, 2021 (23)
Had fewer than 10 pass completions	vs. Texas A&M, 2021 (9)
Had 7+ passing TDs	vs. Mississippi State, 2015 (7)
Had 6+ passing TDs	vs. Mississippi State, 2015 (7)
Had 5+ passing TDs	vs. Mississippi State, 2015 (7)
Had 4+ passing TDs	at Alabama, 2021 (4)
Had 3+ passing TDs	vs. Cincinnati, 2022 (3)
Had 5+ passes intercepted	vs. San Jose State, 2019 (5)
Had 4+ passes intercepted	vs. San Jose State, 2019 (5)
Had 3+ passes intercepted	vs. Georgia, 2020 (3)

RECEIVING

Had two players with 100 yards receiving	at Ole Miss, 2015 (Morgan - 122, Reed - 105)
Had 10+ different receivers catch a pass	at Ole Miss, 2019 (10)
Had 9+ different receivers catch a pass	at LSU, 2021 (9)
Had 8+ different receivers catch a pass	at Alabama, 2021 (8)
Had multiple players catch 7+ passes in a game	vs. Mississippi State, 2015 (2)
	(Morgan - 7 & Henry - 7)

COMBINATION OFFENSE

Had one 300-yard passer and one 100-yard rusher in a game	vs. Missouri State, 2022 (KJ Jefferson - 385 pass & Raheim Sanders - 167 rush)
Had one 300-yard passer and one 200-yard rusher in a game	at Mississippi State, 2016 (Allen - 303 pass & Williams III - 205 rush)
Had one 100-yard receiver and one 100-yard rusher in a game	vs. Missouri State, 2022 (Matt Landers - 123 receiving & Raheim Sanders - 167 rush)
Had one 100-yard receiver and one 100-yard rusher in consecutive games	at Missouri, 2016 (Hatcher - 106 receiving & Williams III - 117 rush)
Had one 200-yard rusher and one 100-yard receiver in a game	vs. South Carolina, 2006 (McFadden - 219 rushing & Monk - 192 receiving)
Had one 150-yard rusher and one 150-yard receiver in a game	at Missouri, 2020 (Trelon Smith - 172 rushing & Treyton Burks - 206 receiving)
Had four different receivers catch a touchdown pass	at Mississippi State, 2015 (Sprinkle - 3, Henry - 2, Morgan - 1, Cornelius - 1)
Had two 100-yard rushers	at Mississippi State, 2015 (Williams III - 205 & Whaley - 112)

Had two 100-yard rushers in consecutive games	at Texas Tech, 2014 (Collins - 145 & Williams - 212)
	vs. Nicholls, 2014 (Collins - 143 & Williams - 131)
Had a 200-yard rusher and a 100-yard rusher in a game	at Mississippi State, 2015 (Williams III - 205 & Whaley - 112)
Had two 150-yard rushers in a game	vs. South Carolina, 2007 (McFadden - 321 & Jones - 166)
Had three 100-yard rushers in a game	vs. North Texas, 2007 (McFadden - 138, Jones - 132 & Barnett - 105)
Had two 100-yard receivers in a game	at Ole Miss, 2015 (Morgan - 122 & Reed - 105)

TOTAL OFFENSE

Had 700+ yards total offense	vs. North Texas, 2007 (713)
Had 600+ yards total offense	at Ole Miss, 2021 (676)
Had 550+ yards total offense	vs. Missouri State, 2022 (597)
Had 500+ yards total offense	vs. Missouri State, 2022 (597)
Had 400+ yards total offense	vs. Texas A&M, 2022 (415)
Had 500+ yards total offense in consecutive games	at Mississippi State, 2016 (661)
	at Missouri, 2016 (503)
Had 85+ plays total offense	vs. Alabama, 2022 (85)
Had 80+ plays total offense	vs. Alabama, 2022 (85)
Had 75+ plays total offense	vs. Alabama, 2022 (85)

SCORING

Scored 70+ points	vs. Nicholls, 2014 (73)
Scored 60+ points	vs. UT Martin, 2015 (63)
Scored 50+ points	at Ole Miss, 2021 (51)
Scored 40+ points	vs. South Carolina, 2022 (44)
Scored 30+ points	vs. Missouri State, 2022 (38)
Scored 40+ points in three consecutive games	vs. Auburn, 2015 (54)
	vs. UT Martin, 2015 (63)
	at Ole Miss, 2015 (53)
Scored 30+ points in five consecutive games	vs. Auburn, 2015 (54)
	vs. UT Martin, 2015 (63)
	at Ole Miss, 2015 (53)
	at LSU, 2015 (31)
	vs. Mississippi State, 2015 (50)
Scored 40+ points in a half	vs. UAPB, 2021 (45)
Scored 30+ points in a half	vs. UAPB, 2021 (45)
Scored 35+ points in a quarter	vs. Nicholls, 2014 (35)
Scored 28+ points in a quarter	vs. UAPB, 2021 (2nd-28)
Scored 50+ points in consecutive games	at Ole Miss, 2015 (53)
	vs. UT Martin, 2015 (63)
Scored 50+ points in three consecutive games	vs. Auburn, 2015 (54)
	at Ole Miss, 2015 (53)
	vs. UT Martin, 2015 (63)
Scored 50+ points in consecutive SEC games	vs. Auburn, 2015 (54)
	at Ole Miss, 2015 (53)
Both teams combined for 100+ points	at Ole Miss, 2021 (L, 52-51)
Allowed 60+ points	at Florida, 2020 (63)
Allowed 50+ points	at Ole Miss, 2021 (52)
Allowed 40+ points	vs. Alabama, 2022 (49)
Allowed 30+ points	vs. Alabama, 2022 (49)
Was held scoreless	at Georgia, 2021 (37-0)
Was held scoreless at Donald W. Reynolds Razorback Stadium	vs. Alabama, 2012 (52-0)
Was held scoreless on the road	at Georgia, 2021 (37-0)
Was held scoreless at a neutral site	vs. Ole Miss, 1959 (28-0)
Won a game without a rushing TD	at LSU, 2021
Won a game without a passing TD	vs. Penn State, 2022
Won a game in the last 25 seconds of regulation with a TD	vs. Mississippi State, 2021
Won a game in the last 25 seconds of regulation with a field goal	at Ole Miss, 2017
Held opponent scoreless	vs. Tulsa, 2018 (23-0)
Held opponent scoreless at Donald W. Reynolds Razorback Stadium	vs. Tulsa, 2018 (23-0)
Held opponent scoreless on the road	at South Carolina, 2002 (23-0)
Held opponent without a touchdown	vs. UAPB, 2021 (45-3)
Held opponent without an offensive touchdown	vs. UAPB, 2021 (45-3)
Held two opponents scoreless in one season	vs. LSU, 2014 (17-0)
	vs. Ole Miss, 2014 (30-0)
Held three opponents scoreless in one season	vs. Ole Miss, 1982 (38-0)
	vs. TCU, 1982 (35-0)
	vs. Texas A&M, 1982 (35-0)
Held an opponent scoreless in consecutive games	vs. LSU, 2014 (17-0)
	vs. Ole Miss, 2014 (30-0)
Held an SEC opponent scoreless	vs. Ole Miss, 2014 (30-0)
Held an SEC opponent scoreless in consecutive games	vs. LSU, 2014 (17-0)
	vs. Ole Miss, 2014 (30-0)
Held two SEC opponents scoreless in one season	vs. LSU, 2014 (17-0)
	vs. Ole Miss, 2014 (30-0)
Scored on the first offensive play of the game	vs. Nicholls, 2014 (Hatcher - 82-yard rush)
Scored on the first offensive series of the game	vs. South Carolina, 2022 (Sanders 1-yd rush)
Scored a two-point conversion passing	at Missouri, 2020 (KJ Jefferson to Mike Woods)
Scored a two-point conversion rushing	vs. Mississippi State, 2021 (Dominique Johnson rush)
Had three players with 2 TDs in a game	vs. Eastern Michigan, 2009 (Green - 2, Davis - 2 & Adams - 2)

THE LAST TIME ARKANSAS . . .

DEFENSE

Held opponent to 10 or fewer first downs:	vs. Florida A&M, 2017 (9)
Held opponent to 0 or fewer yards rushing:	vs. Wisconsin, 2007 (-5)
Held opponent to 25 or fewer yards rushing:	vs. New Mexico State, 2017 (11)
Held opponent to 50 or fewer yards rushing:	vs. South Carolina, 2022 (40)
Held opponent to 50 or fewer yards passing:	vs. Vanderbilt, 2010 (36)
Held opponent to 100 or fewer yards rushing:	vs. South Carolina, 2022 (40)
Held opponent to 100 or fewer yards passing:	vs. Missouri, 2021 (70)
Held opponent to 200 or fewer yards total offense:	vs. Florida A&M, 2017 (175)
Held opponent to 250 or fewer yards total offense:	vs. UAPB, 2021 (223)
Held opponent to 300 or fewer yards total offense:	vs. UAPB, 2021 (223)
Intercepted 6+ passes:	vs. Ole Miss, 2020 (6)
Intercepted 5+ passes:	vs. Ole Miss, 2020 (6)
Intercepted 4+ passes:	vs. Ole Miss, 2020 (6)
Intercepted 3+ passes:	vs. Rice, 2021 (3)
Forced 7+ turnovers:	vs. Ole Miss (7 - 6 INTs, 1 FUM)
Forced 6+ turnovers:	vs. Ole Miss (7 - 6 INTs, 1 FUM)
Forced 5+ turnovers:	vs. Ole Miss (7 - 6 INTs, 1 FUM)
Forced 4+ turnovers:	vs. Ole Miss (7 - 6 INTs, 1 FUM)
Scored a safety:	vs. South Carolina, 2022
Scored a touchdown:	vs. Ole Miss, 2020 (Jalen Catalon-INT, Grant Morgan-INT)
Scored two touchdowns:	vs. Ole Miss, 2020 (Jalen Catalon-INT, Grant Morgan-INT)
Recorded 8+ sacks:	vs. Missouri State, 2022 (8)
Recorded 7+ sacks:	vs. Missouri State, 2022 (8)
Recorded 6+ sacks:	vs. Missouri State, 2022 (8)
Recorded 5+ sacks:	vs. Missouri State, 2022 (8)
Recorded 4+ sacks:	vs. Missouri State, 2022 (8)
Had 3 players with 10+ tackles:	vs. Missouri, 2021
	Bumper Pool (13), Grant Morgan (10), Hayden Henry (10)
Had 3 players with 10+ tackles in consecutive games:	vs. Tennessee, 2020
	Bumper Pool (14), Grant Morgan (12), Jalen Catalon (12)
	vs. LSU, 2020
	Grant Morgan (19), Jalen Catalon (16), Bumper Pool (11)
Had 3 players with 2.0+ sacks:	vs. Missouri State, 2022
	Jordan Domineck (2.5), Drew Sanders (2.0), Zach Williams (2.0)

SPECIAL TEAMS

Returned a punt for a TD:	vs. Missouri State, 2022 (Stephens - 82 yards)
Returned two punts for TDs:	vs. Missouri State, 2011 (Adams - 61 yards, 69 yards)
Returned a blocked punt for a TD:	vs. Eastern Michigan, 2009 (Armbrust - 1 yard)
Returned a kickoff for a TD:	vs. Auburn, 2017 (Warren - 100)
Returned a game-opening kickoff for a TD:	vs. Northern Illinois, 2014 (Marshall - 97)
Returned a season-opening kickoff for a TD:	vs. Missouri State, 2009 (D. Johnson - 91 yards)
Returned a blocked FG for a TD:	at Mississippi State, 2004 (Brown - 76 yards)
Blocked one punt:	vs. Texas, 2021 (Jake Yurachek)
Punted 10+ times:	at Auburn, 2016 (10)
Did not punt:	vs. Alcorn State, 2016
Blocked a field goal:	vs. Alcorn State, 2016 (Dan Skipper)
Had a punt blocked:	at Georgia, 2021 (Dan Jackson)
Scored on a fake punt:	vs. Texas A&M, 2014 (Sam Irwin-Hill - 51 yard rush)
Scored on a fake field goal:	at Alabama, 2021 (Reid Bauer 32-yard pass to Blake Kern)
Had a field goal blocked:	vs. LSU, 2020 (Jay Ward)
Blocked a PAT kick:	vs. Eastern Illinois, 2018 (Bumper Pool)
Missed a kicking PAT:	at Missouri, 2020 (A.J. Reed)
Had a kicking PAT blocked:	at Missouri, 2020 (Chris Turner)
Recovered an onside kick:	Alabama, 2022 (Jake Bates)

MISCELLANEOUS

Had 35+ first downs:	at Ole Miss, 2021 (39)
Had 30+ first downs:	at Ole Miss, 2021 (39)
Had 25+ first downs:	vs. Alabama, 2022 (27)
Had 20+ first downs:	vs. Alabama, 2022 (27)
Had 20+ passing first downs:	vs. Mississippi State, 2015 (21)
Had 20+ rushing first downs:	vs. South Carolina, 2022 (20)
Had 15+ penalties:	vs. Air Force, 1975 (17)
Had 10+ penalties:	vs. South Carolina, 2022 (10)
Had no penalties:	at Alabama, 2019
Had 100+ yards in penalties:	vs. South Carolina, 2022 (122)
Had 35 minutes+ of possession time:	at Penn State, 2022 (36:13)
Was involved in an overtime game:	at LSU, 2021 (W, 16-13)
Defeated a ranked opponent:	vs. No. 23 Cincinnati, 2022 (31-24)
Defeated a ranked opponent on the road:	at No. 16 Mississippi State, 2020 (21-14)
Defeated ranked opponents in consecutive games:	at No. 18 Ole Miss, 2015 (53-52, OT)
	at No. 9 LSU, 2015 (31-14)
Won game on final offensive play:	at LSU, 2021 (Cam Little 37-yard field goal)
Zero sacks allowed in a game:	vs. Missouri State, 2022
Zero sacks allowed in consecutive games:	vs. Toledo, 2015
	vs. Texas Tech, 2015
Zero sacks allowed in three consecutive games:	vs. UTEP, 2015
	vs. Toledo, 2015
	vs. Texas Tech, 2015
Came back from 15+ points down to win:	vs. Missouri State, 2022 (down 17 - won 38-27)
Recorded more points than plays:	vs. UT Martin, 2015 (63 points, 56 plays)

THE LAST TIME AN ARKANSAS PLAYER ...

RUSHING

Rushed 40+ times:	DeCori Birmingham at Kentucky, 2003 (40)
Rushed 35+ times:	Michael Smith at Kentucky, 2008 (35)
Rushed 30+ times:	Alex Collins vs. Missouri, 2015 (30)
Rushed 25+ times:	Trelon Smith at Missouri, 2020 (26)
Rushed for 300+ yards:	Darren McFadden vs. South Carolina, 2007 (321)
Rushed for 250+ yards:	Darren McFadden vs. South Carolina, 2007 (321)
Rushed for 200+ yards:	Rawleigh Williams III at Mississippi State, 2016 (205)
Rushed for 175+ yards:	Rakeem Boyd vs. Western Kentucky, 2019 (185)
Rushed for 150+ yards:	Raheim Sanders vs. Missouri State, 2022 (167)
Rushed for 125+ yards:	Raheim Sanders vs. Missouri State, 2022 (167)
Rushed for 100+ yards:	Raheim Sanders vs. Alabama, 2022 (101)
Rushed for 100+ yards as a true freshman in his first career game:	Chase Hayden vs. Florida A&M, 2017 (120)
Rushed for 100+ yards (quarterback):	KJ Jefferson vs. Texas A&M, 2022 (105)
Rushed for 150+ yards in consecutive games:	Raheim Sanders vs. Missouri State, 2022 (167)
	vs. South Carolina, 2022 (156)
Rushed for 100+ yards in consecutive games:	Raheim Sanders vs. Missouri State, 2022 (167)
	vs. South Carolina, 2022 (156)
	vs. Cincinnati, 2022 (117)
Rushed for 5+ touchdowns:	Alex Collins vs. UT Martin, 2015 (5)
Rushed for 4+ touchdowns:	Rawleigh Williams III at Mississippi State, 2016 (4)
Rushed for 3+ touchdowns:	KJ Jefferson at Ole Miss, 2021 (3)
Rushed for 3+ touchdowns (quarterback):	KJ Jefferson at Ole Miss, 2021 (3)
Rushed for 2+ touchdowns:	Raheim Sanders vs. South Carolina, 2022 (2)
Had three players rush for touchdowns:	Trelon Smith (1), Dominique Johnson (1), Malik Hornsby (1) vs. Ga. Southern, 2021
Had four players rush for touchdowns:	Sanders (2), Jefferson (1), Green (1), Dubinion (1) vs. S. Carolina, 2022
Had a run of 80+ yards:	Trelon Smith at Florida, 2020 (83)
Had a run of 70+ yards:	Trelon Smith at Florida, 2020 (83)
Had a run of 60+ yards:	Trelon Smith at Florida, 2020 (83)
Had a run of 50+ yards:	Trelon Smith at Florida, 2020 (83)
Had 2 TD runs of 50+ yards:	Rakeem Boyd vs. Western Kentucky, 2019 (86, 76)
Had multiple players with a run of 50+ yards:	Rawleigh Williams III (72) & Devwah Whaley (50) at Mississippi State, 2016

PASSING

Passed for 500+ yards:	Tyler Wilson vs. Texas A&M, 2011 (510)
Passed for 450+ yards:	Tyler Wilson vs. Texas A&M, 2011 (510)
Passed for 400+ yards:	Austin Allen vs. Alabama, 2016 (400)
Passed for 350+ yards:	KJ Jefferson vs. Missouri State, 2022 (385)
Passed for 300+ yards:	KJ Jefferson vs. Missouri State, 2022 (385)
Passed for 250+ yards:	KJ Jefferson vs. Missouri State, 2022 (385)
Passed for 200+ yards:	KJ Jefferson vs. Missouri State, 2022 (385)
Attempted 50+ passes:	Nick Starkel vs. San Jose State, 2019 (50)
Attempted 45+ passes:	Nick Starkel vs. San Jose State, 2019 (50)
Attempted 35+ passes:	KJ Jefferson at Ole Miss, 2021 (35)
Attempted 30+ passes:	KJ Jefferson vs. Missouri State, 2021 (31)
Completed 25+ passes:	KJ Jefferson at Ole Miss, 2021 (25)
Completed 20+ passes:	KJ Jefferson at Alabama, 2021 (22)
Threw 5+ touchdown passes:	Brandon Allen at Mississippi State, 2015 (7)
Threw 4+ touchdown passes:	KJ Jefferson vs. UAPB, 2021 (4)
Threw 3+ touchdown passes:	KJ Jefferson vs. Cincinnati, 2022 (3)
Threw 2+ touchdown passes:	KJ Jefferson vs. Texas A&M, 2022 (2)
Threw 2+ touchdown passes in consecutive games:	KJ Jefferson vs. Missouri State, 2022 (2)
	vs. Texas A&M, 2022 (2)
Threw 5+ interceptions:	Nick Starkel vs. San Jose State, 2019 (5)
Threw 4+ interceptions:	Nick Starkel vs. San Jose State, 2019 (5)
Threw 3+ interceptions:	Nick Starkel at Alabama, 2019 (3)
Completed pass for 90+ yards:	KJ Jefferson vs. Georgia Southern, 2021 (91)
Completed pass for 80+ yards:	KJ Jefferson vs. Texas A&M, 2021 (85)
Completed pass for 70+ yards:	KJ Jefferson vs. Missouri State, 2022 (73)
Completed pass for 60+ yards:	KJ Jefferson vs. Missouri State, 2022 (73)
Completed pass for 50+ yards:	KJ Jefferson vs. Texas A&M, 2022 (56)

RECEIVING

Caught 10+ passes:	Treyton Burks at Missouri, 2020 (10)
Caught 9+ passes:	Treyton Burks vs. Auburn, 2021 (9)
Caught 8+ passes:	Treyton Burks at Alabama, 2021 (8)
Caught 7+ passes:	Matt Landers vs. Missouri State, 2022 (7)
Caught 10+ passes in consecutive games:	Cobi Hamilton vs. Tulsa, 2012 (11)
	vs. Ole Miss, 2012 (12)
Had 300+ yards receiving:	Cobi Hamilton vs. Rutgers, 2012 (303)
Had 200+ yards receiving:	Treyton Burks at Missouri, 2020 (206)
Had 175+ yards receiving:	Treyton Burks at Alabama, 2021 (179)
Had 150+ yards receiving:	Treyton Burks at Alabama, 2021 (179)
Had 100+ yards receiving:	Matt Landers vs. Missouri State, 2022 (123)
Had 100+ yards receiving in consecutive games:	Treyton Burks at Alabama, 2021 (179)
	vs. Missouri, 2021 (129)
Had 100+ yards receiving (tight end):	Hunter Henry vs. Mississippi State, 2015 (129)
Caught 3+ TD passes:	Jeremy Sprinkle vs. Mississippi State, 2015 (3)
Caught 2+ TD passes:	Trey Knox vs. Cincinnati, 2022 (2)
Caught 2+ TD passes (tight end):	Trey Knox vs. Cincinnati, 2022 (2)
2+ tight ends caught TD passes:	Hunter Henry (2) & Jeremy Sprinkle (3) vs. Mississippi State, 2015

TOTAL OFFENSE

Had 450+ yards total offense:	Tyler Wilson vs. Texas A&M, 2011 (481)
Had 400+ yards total offense:	KJ Jefferson vs. Missouri State, 2022 (425)
Had 350+ yards total offense:	KJ Jefferson vs. Missouri State, 2022 (425)
Had 300+ yards total offense:	KJ Jefferson vs. Missouri State, 2022 (425)
Had 100 yards both passing and rushing:	KJ Jefferson vs. Texas A&M, 2022 (171 passing, 105 rushing)

SCORING

Accounted for 5+ touchdowns:	KJ Jefferson at Ole Miss, 2021 (6)
Accounted for 4+ touchdowns:	KJ Jefferson vs. Cincinnati, 2022 (4)
Accounted for 3+ touchdowns:	KJ Jefferson vs. Texas A&M, 2022 (3)
Scored 4+ touchdowns:	Rawleigh Williams III at Mississippi State, 2016 (5)
Scored 3+ touchdowns:	Treyton Burks vs. UAPB, 2021 (3)
Scored 2+ touchdowns:	Raheim Sanders vs. Missouri State, 2022 (2)
Multiple players score 2+ touchdowns:	Chase Hayden (2) and Jonathan Nance (2) vs. New Mexico State, 2017

DEFENSE

Intercepted 3+ passes:	Hudson Clark vs. Ole Miss, 2020 (3)
Intercepted 2+ passes:	Jalen Catalon vs. Rice, 2021 (2)
Intercepted passes in consecutive games:	Dwight McGlothorn vs. Cincinnati, 2022 (1)
	vs. South Carolina, 2022 (1)
Recovered 2+ fumbles:	Chevin Calloway vs. Eastern Illinois, 2018 (2)
Forced 2+ fumbles:	Drew Sanders vs. South Carolina, 2022 (2)
Recorded 5+ sacks:	Wayne Martin vs. Ole Miss, 1988 (5.0)
Recorded 3+ sacks:	Chris Smith vs. Southern Miss, 2013 (3.0-22)
Recorded 2+ sacks:	D. Sanders, J. Domineck, Z. Williams vs. Missouri State, 2022 (2.0-2.5-2.0)
Recorded 5+ tackles for loss:	Jermaine Brooks vs. Auburn, 2001 (5-16)
Recorded 3+ tackles for loss:	Drew Sanders vs. South Carolina, 2022 (3.0-14)
Recorded 20+ tackles:	Bumper Pool at Mississippi State, 2020 (20)
Recorded 10+ tackles:	Drew Sanders, Bumper Pool vs. Alabama, 2022 (12, 10)
Recorded 10+ tackles in back-to-back games:	Drew Sanders, vs. S. Carolina & vs. Missouri State, 2022 (11, 12)
Recorded 10+ tackles in three straight games:	Bumper Pool at LSU, 2021 (11)
	at Alabama, 2021 (11)
	vs. Missouri, 2021 (13)
Recorded 15+ tackles in back-to-back games:	Grant Morgan at Florida, 2020 (15)
	vs. LSU (19)
Recorded 15+ tackles two+ times in one season:	Grant Morgan (2020) at Mississippi State (15)
	vs. Ole Miss (19)
	at Florida (15)
Returned an interception for a touchdown:	Jalen Catalon, Grant Morgan vs. Ole Miss, 2020
Returned a fumble for a touchdown:	DeJon Harris (6) vs. Texas A&M, 2019

SPECIAL TEAMS

Returned a Kickoff for a TD:	De'Vion Warren vs. Auburn, 2017 (100 yards)
Returned a Punt for a TD:	Bryce Stephens vs. Missouri State, 2022 (82 yards)
Scored 10+ points kicking:	Cam Little vs. Texas, 2021 (16)
Made 5+ field goals:	Kendall Trainor vs. Texas A&M, 1988 (5)
Made 4+ field goals:	Cam Little vs. Texas, 2021 (4)
Made two field goals of 50+ yards:	Steve Little vs. Oklahoma State, 1976 (53 & 57)
Made one field goal of 50+ yards:	Cam Little vs. Mississippi State, 2021 (51)
Kicked a punt of 70+ yards:	Sam Irwin-Hill vs. South Carolina, 2013 (79)
Kicked a punt of 60+ yards:	Reid Bauer vs. Missouri, 2021 (61)
Punted 10+ times:	Toby Baker at Auburn, 2016 (10)
Totalled 175+ kick return yards:	DeCori Birmingham vs. Alabama, 2002 (197)
Totalled 150+ kick return yards:	Dennis Johnson at Texas, 2008 (150)
Totalled 100+ kick return yards:	Treyton Burks vs. Mississippi State, 2019 (134)
Totalled 50+ punt return yards:	Bryce Stephens vs. Missouri State, 2022 (105)

THE LAST TIME AN OPPONENT ...

RUSHING

Had 500+ yards rushing:	at Auburn, 2016 (543)
Had 400+ yards rushing:	Mississippi State, 2019 (460)
Had 300+ yards rushing:	Alabama, 2022 (317)
Had 200+ yards rushing:	Alabama, 2022 (317)
Had 70+ rushing attempts:	at Mississippi State, 2010 (70)
Had 60+ rushing attempts:	Missouri, 2017 (60)
Had 50+ rushing attempts:	at Georgia, 2021 (56)
Had 7+ rushing TDs:	at Auburn, 2016 (7)
Had 6+ rushing TDs:	Alabama, 2020 (6)
Had 5+ rushing TDs:	Alabama, 2022 (5)
Had 4+ rushing TDs:	Alabama, 2022 (5)

PASSING

Had 500+ yards passing:	at Alabama, 2021 (559)
Had 400+ yards passing:	at Alabama, 2021 (559)
Had 300+ yards passing:	Missouri State, 2022 (357)
Had 200+ yards passing:	Alabama, 2022 (238)
Had 60+ pass attempts:	at Mississippi State, 2020 (60)
Had 50+ pass attempts:	at Mississippi State, 2020 (60)
Had 40+ pass attempts:	Missouri state, 2022 (43)
Had 30+ pass attempts:	Missouri state, 2022 (43)
Had 40+ pass completions:	at Mississippi State, 2020 (43)
Had 30+ pass completions:	at Alabama, 2021 (31)
Had 25+ pass completions:	Cincinnati, 2022 (26)
Had 20+ pass completions:	Missouri State, 2022 (24)
Had 6+ passing TDs:	at Florida, 2020 (6)
Had 5+ passing TDs:	at Alabama, 2021 (5)
Had 4+ passing TDs:	at Alabama, 2021 (5)
Had 3+ passing TDs:	at Alabama, 2021 (5)

RECEIVING

Had two players with 100-yards receiving in a game:	at Alabama, 2021 (Jameson Williams, 190 - John Metchie, 173)
Had 4+ players catch 5+ passes:	at Missouri, 2020 (Keke Chism - 6, B. Banister 6, Damon Hazelton - 5, Tauski Dove - 5)
Had 3+ players catch 5+ passes:	South Carolina, 2022 (Antwane Wells Jr. - 8, MarShawn Lloyd - 6, Austin Stogner - 5)
Had 10+ players catch a pass:	LSU, 2021 (10)
Had 8+ players catch a pass:	Missouri State, 2022 (8)

TOTAL OFFENSE

Had 700+ yards total offense:	at Southern California, 2005 (736)
Had 650+ yards total offense:	at Alabama, 2021 (671)
Had 600+ yards total offense:	at Alabama, 2021 (671)
Had 550+ yards total offense:	Alabama, 2022 (555)
Had 500+ yards total offense:	Alabama, 2022 (555)
Had 400+ yards total offense:	Alabama, 2022 (555)
Had 100+ plays total offense:	at Missouri, 2017 (102)
Had 90+ plays total offense:	LSU, 2020 (91)
Had 80+ plays total offense:	at Missouri, 2020 (87)
Had 75+ plays total offense:	Missouri State, 2022 (75)

SCORING

Scored 70+ points:	at Southern California, 2005 (70)
Scored 60+ points:	at Florida, 2020 (63)
Scored 50+ points:	at Ole Miss, 2021 (52)
Scored 40+ points:	Alabama, 2022 (49)
Scored 30+ points:	Alabama, 2022 (49)
Scored a two-point conversion rushing:	at Alabama, 2021
Scored a two-point conversion passing:	South Carolina, 2022
Failed on a two-point conversion attempt:	vs. Texas A&M, 2022

TURNOVERS

Had 5+ fumbles:	Eastern Illinois, 2018 (6, lost 5)
Had 4+ fumbles lost:	Eastern Illinois, 2018 (5)
Had 3+ fumbles lost:	Eastern Illinois, 2018 (5)
Committed 7+ turnovers:	Ole Miss, 2020 (7)
Committed 6+ turnovers:	Ole Miss, 2020 (7)
Committed 5+ turnovers:	Ole Miss, 2020 (7)
Intercepted 8+ Arkansas passes:	at SMU, 1951 (8)
Intercepted 7+ Arkansas passes:	at SMU, 1951 (8)
Intercepted 6+ Arkansas passes:	North Texas, 2018 (6)
Intercepted 5+ Arkansas passes:	San Jose State, 2019 (5)
Intercepted 4+ Arkansas passes:	San Jose State, 2019 (5)
Intercepted 3+ Arkansas passes:	Georgia, 2020 (3)
Returned an interception for a touchdown:	Georgia, 2020
Returned a fumble for a touchdown:	vs. Texas A&M, 2022

DEFENSE

Held Arkansas to 10 or fewer first downs:	at Georgia, 2021 (9)
Recorded 9+ sacks:	vs. Oklahoma, 2001 (9.0-55)
Recorded 8+ sacks:	Alabama, 2020 (8.0-49)
Recorded 7+ sacks:	Alabama, 2020 (8.0-49)
Recorded 6+ sacks:	Alabama, 2020 (8.0-49)
Scored a safety:	Georgia, 2020
Held Arkansas to 50 or fewer yards rushing:	LSU, 2018 (16)
Held Arkansas to 25 or fewer yards rushing:	LSU, 2018 (16)
Held Arkansas to 100 or fewer yards passing:	vs. Penn State, 2022 (98)
Held Arkansas to 50 or fewer yards passing:	South Carolina, 2013 (30)
Held Arkansas to 300 or less yards total offense:	LSU, 2021 (283)
Held Arkansas to 200 or less yards total offense:	Georgia, 2021 (162)
Held Arkansas to 100 or fewer yards both rushing & passing:	Georgia, 2021 (Rush - 75, Pass - 87)

SPECIAL TEAMS

Returned a punt for a TD:	Alabama, 2020
Returned a kickoff for a TD:	vs. Texas A&M, 2018
Punted 10+ times:	Georgia Southern, 2021 (10)
Punted 10+ times in consecutive games:	North Texas, 2007 (10)
Did not punt:	Chattanooga, 2007 (12)
Missed a kicking PAT:	Alabama, 2018
Missed two kicking PATs:	South Carolina, 2022
Blocked a field goal:	at LSU, 2017
Blocked a punt:	LSU, 2020
	Georgia, 2021

MISSCELLANEOUS

Had 30+ first downs:	at Missouri, 2020 (37)
Had 10+ penalties:	Alabama, 2022 (10)
Had 100+ yards in penalties:	Alabama, 2022 (101)
Had 35+ minutes of possession time:	Missouri State, 2022 (35:51)
Had 40+ minutes of possession time:	LSU, 2020 (41:43)
Had two 100-yard rushers and one 100-yard receiver:	at Ole Miss, 2021 (Henry Parish Jr. - 111 rushing, Snoop Conner - 110 rushing & Braylon Sanders - 127 receiving)
Had one 100-yard rusher and one 100-yard receiver:	at Ole Miss, 2021 (Henry Parish Jr. - 111 rushing, Snoop Conner - 110 rushing & Braylon Sanders - 127 receiving)
Had one 100-yard rusher and two 100-yard receivers:	at Alabama, 2021 (Brian Robinson Jr. - 122 rushing, Jameson Williams - 190 receiving & John Metchie - 173 receiving)

LAST TIME AN INDIVIDUAL OPPONENT . . .

INDIVIDUAL RUSHING

Rushed 40+ times:	Tyler Badie (41), Missouri (2021)
Rushed 35+ times:	Tyler Badie (41), Missouri (2021)
Rushed 30+ times:	Tyler Badie (41), Missouri (2021)
Rushed for 200+ yards:	Jahmyr Gibbs (206), Alabama (2022)
Rushed for 175+ yards:	Jahmyr Gibbs (206), Alabama (2022)
Rushed for 150+ yards:	Jahmyr Gibbs (206), Alabama (2022)
Rushed for 125+ yards:	Jahmyr Gibbs (206), Alabama (2022)
Rushed for 100+ yards:	Jahmyr Gibbs (206), Alabama (2022)
Rushed for 4+ touchdowns:	Nick Fitzgerald (4), Mississippi State (2016)
Rushed for 3+ touchdowns:	Snoop Conner (3), at Ole Miss (2021)
Had a run of 80+ yards:	Justin Tomlin (76), Georgia Southern (2021)
Had a run of 70+ yards:	Jahmyr Gibbs (76, 72), Jalen Milroe (77), Alabama (2022)
Had a run of 60+ yards:	Jahmyr Gibbs (76, 72), Jalen Milroe (77), Alabama (2022)
Had a run of 50+ yards:	Jahmyr Gibbs (76, 72), Jalen Milroe (77), Alabama (2022)

INDIVIDUAL PASSING

Passed for 500+ yards:	Bryce Young (559), at Alabama (2021)
Passed for 450+ yards:	Bryce Young (559), at Alabama (2021)
Passed for 400+ yards:	Bryce Young (559), at Alabama (2021)
Passed for 300+ yards:	Jason Shelley (357), Missouri State (2022)
Attempted 60+ passes:	Kolton Browning (67), Louisiana-Monroe (2012)
Attempted 50+ passes:	K.J. Costello (59), at Mississippi State (2020)
Attempted 40+ passes:	Jason Shelley (43), Missouri State (2022)
Completed 40+ passes:	K.J. Costello (43), at Mississippi State (2020)
Completed 30+ passes:	Bryce Young (31), at Alabama (2021)
Completed 20+ passes:	Jason Shelley (24), Missouri State (2022)
Threw 6+ touchdown passes:	Kyle Trask (6), at Florida (2020)
Threw 5+ touchdown passes:	Bryce Young (5), at Alabama (2021)
Threw 4+ touchdown passes:	Bryce Young (5), at Alabama (2021)
Threw 3+ touchdown passes:	Bryce Young (5), at Alabama (2021)
Completed a pass for 90+ yards:	Trevor Knight (92), Texas A&M (2016)
Completed a pass for 80+ yards:	Kellen Mond (81), Texas A&M (2017)
Completed a pass for 70+ yards:	Bryce Young (79), at Alabama (2021)
Completed a pass for 60+ yards:	Spencer Rattler (64), South Carolina (2022)

INDIVIDUAL RECEIVING

Caught 15+ passes:	Willie Gosha (17), Auburn (1995)
Caught 10+ passes:	John Metchie (10), at Alabama (2021)
Caught 7+ passes:	Antwane Wells Jr. (8), South Carolina (2022)
Had 200+ yards receiving:	Jamaye Smith (208), Mississippi State (2007)
Had 150+ yards receiving:	Antwane Wells Jr. (189), South Carolina (2022)
Had 100+ yards receiving:	Antwane Wells Jr. (189), South Carolina (2022)
Caught 3+ TD passes:	Jameson Williams (3), at Alabama (2021)
Caught 2+ TD passes:	Jameson Williams (3), at Alabama (2021)

INDIVIDUAL TOTAL OFFENSE

Had 500+ yards total offense:	Bryce Young (548; Pass - 559, Rush - 11), at Alabama (2021)
Had 400+ yards total offense:	Bryce Young (548; Pass - 559, Rush - 11), at Alabama (2021)
Had 300+ yards total offense:	Jason Shelley (371; Pass - 357, Rush - 14), Missouri State (2022)
Had 100 yards both passing and rushing:	Jordan Ta'amu (528; Pass - 387, Rush - 141), Ole Miss (2018)

INDIVIDUAL SCORING

Accounted for 6+ touchdowns:	Kyle Trask, at Florida, 2020 (6)
Accounted for 5+ touchdowns:	Bryce Young, at Alabama, 2021 (5)
Accounted for 4+ touchdowns:	Bryce Young, at Alabama, 2021 (5)
Scored 4+ touchdowns:	Peyton Barber, Auburn, 2015 (4)
Scored 3+ touchdowns:	Jameson Williams, at Alabama, 2021 (3)

INDIVIDUAL DEFENSE

Intercepted 3+ passes:	Minkah Fitzpatrick (3), Alabama (2016)
Intercepted 2+ passes:	Richard LeCounte (2), Georgia (2020)
Recorded 3+ sacks:	Smith Vilbert (3.0), vs. Penn State (2022)
Recorded 2+ sacks:	Smith Vilbert (3.0), vs. Penn State (2022)

SPECIAL TEAMS

Kicked 5+ field goals:	Harrison Mevis (5-5), at Missouri (2020)
Kicked four field goals:	Wyatt Bryan (4-4), at Colorado State (2018)
Returned a punt for a TD:	DaVonta Smith, Alabama (2020)
Returned a kick for a TD:	Jashaun Corbin, vs. Texas A&M (2018)

GAME 6: MISSISSIPPI STATE

ARKANSAS BIG PLAYS FROM SCRIMMAGE

Opponent	Rushing					Passing				
	10-19	20-29	30-39	40-49	50+	15-19	20-29	30-39	40-49	50+
Cincinnati	6	1	1	0	0	3	3	1	0	0
South Carolina	6	0	0	1	0	2	1	0	0	0
Missouri State	4	1	0	1	0	1	3	2	1	2
vs. Texas A&M	6	1	0	0	0	2	0	1	0	1
Alabama	6	1	0	0	0	4	1	1	0	0
at Mississippi State										
at BYU										
at Auburn										
Liberty										
LSU										
Ole Miss										
at Missouri										
Totals	28	4	1	2	0	12	8	5	1	3

OPPONENT BIG PLAYS FROM SCRIMMAGE

Opponent	Rushing					Passing				
	10-19	20-29	30-39	40-49	50+	15-19	20-29	30-39	40-49	50+
Cincinnati	2	0	1	0	0	3	3	3	0	0
South Carolina	2	0	0	0	0	4	0	2	1	2
Missouri State	0	1	0	0	0	6	1	2	1	0
vs. Texas A&M	4	1	0	0	1	3	1	1	0	0
Alabama	1	0	0	0	3	1	2	0	2	1
at Mississippi State										
at BYU										
at Auburn										
Liberty										
LSU										
Ole Miss										
at Missouri										
Totals	9	2	1	0	4	17	7	8	4	3

FIRST DOWN GAME LOG

Arkansas					Opponents				
Opponent	Rush	Pass	Penalty	Total	Opponent	Rush	Pass	Penalty	Total
Cincinnati	11	11	1	23	Cincinnati	7	15	2	24
South Carolina	19	7	1	27	South Carolina	5	12	5	22
Missouri State	10	11	1	22	Missouri State	5	14	2	21
vs. Texas A&M	17	7	0	24	vs. Texas A&M	7	7	2	16
Alabama	14	9	4	27	Alabama	9	7	1	17
at Mississippi State					at Mississippi State				
at BYU					at BYU				
at Auburn					at Auburn				
Liberty					Liberty				
LSU					LSU				
Ole Miss					Ole Miss				
at Missouri					at Missouri				
TOTAL	71	45	7	123	TOTAL	33	55	12	100

TURNOVER CHART

Takeaways					Giveaways				
Opponent	Fumbles	Interceptions	Total	Pts Off	Fumbles	Interceptions	Total	Points Off	Margin
Cincinnati	1	1	2	14	1	0	1	3	+1
South Carolina	2	1	3	7	0	0	0	0	+3
Missouri State	0	0	0	0	2	1	3	10	-3
vs. Texas A&M	0	0	0	0	1	0	1	6	-1
Alabama	0	1	1	0	1	0	1	0	0
at Mississippi State									
at BYU									
at Auburn									
Liberty									
LSU									
Ole Miss									
at Missouri									
TOTAL	3	3	6	21	5	1	6	19	0

GAME 6: MISSISSIPPI STATE

DRIVE SUPERLATIVES

Longest Drive

By No. of Plays

By No. of Yards

By Time of Possession

Arkansas

14 (84 yards, 4:28) vs. Missouri State, FG

84 (14 plays, 4:28) vs. Missouri State, FG

5:49 (10 plays, 43 yards) vs. Cincinnati, end of game

Opponents

3x 12 (47 yards, 6:09) vs. Texas A&M, FG

93 yards (6 plays, 3:23) vs. Texas A&M, TD

6:09 (12 plays, 47 yards) vs. Texas A&M, FG

Shortest Drive

By No. of Plays

By No. of Yards

By Time of Possession

Arkansas

4x 1 (3 yards, 0:06) vs. Alabama, TD

-10 yards (3 plays, 1:33) vs. Alabama, punt

3x 0:06 (1 play, 3 yards) vs. Alabama, TD

Opponents

4x 1 (72 yards, 0:12) vs. Alabama, TD

-22 (4 plays, 1:13) vs. Alabama, downs

0:06 (1 play, -10 yards) vs. South Carolina, safety

Scoring Drive Breakdown

Yardage	ARKANSAS		OPPONENT	
	TD	FG	TD	FG
No drive	1	-	1	-
Neg. Yards	-	-	-	1
0-9	1	-	-	-
10-19	-	-	1	-
20-29	1	-	-	-
30-39	-	-	-	-
40-49	2	-	1	1
50-59	1	2	1	-
60-69	3	1	2	2
70-79	9	-	11	1
80-89	2	1	2	-
90-99	-	-	1	-
TOTALS	21	4	20	4

Game-Opening Drives

OPP	ARKANSAS			OPPONENTS		
	PTS	1STS	YDS	PTS	1STS	YDS
Cincinnati	0	1	25	0	3	59
S. Carolina	7	5	68	0	1	32
Missouri St.	0	0	6	0	3	29
vs. Texas A&M	0	1	15	0	0	2
Alabama	0	2	28	0	2	56
at Miss. State						
at BYU						
at Auburn						
Liberty						
LSU						
Ole Miss						
at Missouri						
TOTALS	7	9	142	0	9	178

Second Half-Opening Drives

OPP	ARKANSAS			OPPONENTS		
	PTS	1STS	YDS	PTS	1STS	YDS
Cincinnati	7	4	75	7	5	75
S. Carolina	0	2	23	7	3	88
Missouri St.	0	1	20	0	1	6
vs. Texas A&M	0	0	7	7	4	40
Alabama	0	1	15	0	1	21
at Miss. State						
at BYU						
at Auburn						
Liberty						
LSU						
Ole Miss						
at Missouri						
TOTALS	7	8	140	21	14	230

Three & Out Drives

	ARKANSAS	OPPONENT
	THREE-&-OUTS/DRIVES	THREE-&-OUTS/DRIVES
Cincinnati	1/13 (7.7%)	2/13 (15.4%)
South Carolina	1/12 (8.3%)	2/13 (15.4%)
Missouri State	2/13 (15.4%)	4/14 (28.6%)
vs. Texas A&M	3/11 (27.3%)	4/11 (36.4%)
Alabama	4/15 (26.7%)	2/15 (13.3%)
at Miss. State		
at BYU		
at Auburn		
Liberty		
LSU		
Ole Miss		
at Missouri		
TOTALS	11/64 (17.2%)	14/56 (25.0%)

NEED TO KNOW INFO

Opponent	Captains	Length	Coin Toss	Kick/Receive	Helmet/Jersey/Pants	Attendance	1st Poss.	Opp. 1st Poss.	Result
Cincinnati	Catalon, Jefferson, Pool, Wagner	3:40	CIN	RECEIVE	Cardinal/Cardinal/White	74,751	PUNT	INT	W, 31-24
South Carolina	Blair, Jefferson, Pool, Wagner	3:54	ARK	KICK	Cardinal/Cardinal/White	72,437	TD	PUNT	W, 44-30
Missouri State	Blair, Jefferson, Pool, Wagner	3:18	ARK	KICK	Cardinal/Cardinal/White	74,133	PUNT	PUNT	W, 38-27
vs. Texas A&M	Blair, Jefferson, Pool, Wagner	3:21	TAMU	RECEIVE	White/White/White	63,580	PUNT	PUNT	L, 23-21
Alabama	Blair, Jefferson, Pool, Wagner	3:40	ARK	KICK	Cardinal/Cardinal/White	75,579	PUNT	INT	L, 49-26
at Miss. State									
at BYU									
at Auburn									
Liberty									
LSU									
Ole Miss									
Missouri									

GAME 6: MISSISSIPPI STATE

ARKANSAS DRIVE CHARTS

Cincinnati

Qtr.	Time	Start	Pl-Yds	TOP	Result
	15:00	ARK25	4-25	01:48	punt
1st	07:13	CIN29	3-29	00:55	*TOUCHDOWN
1st	04:27	ARK29	3-(-5)	01:36	punt
1st	00:13	ARK20	4-15	01:56	punt
2nd	11:23	ARK03	8-47	03:31	punt
2nd	06:24	ARK32	6-18	02:12	punt
2nd	01:14	ARK30	7-70	00:57	*TOUCHDOWN
3rd	10:59	ARK25	8-75	02:59	*TOUCHDOWN
3rd	06:44	ARK08	1-(-5)	00:06	fumble
3rd	04:44	ARK25	11-61	03:16	*FIELD GOAL
4th	13:30	ARK09	5-15	02:59	punt
4th	09:52	CIN49	2-49	00:26	*TOUCHDOWN
4th	05:49	ARK25	10-43	05:49	end of game

South Carolina

Qtr.	Time	Start	Pl-Yds	TOP	Result
1st	12:20	ARK37	13-63	05:38	*TOUCHDOWN
1st	03:32	ARK25	12-75	04:04	*TOUCHDOWN
2nd	13:06	ARK39	12-61	04:53	*TOUCHDOWN
2nd	02:56	ARK25	7-43	02:06	missed fg
3rd	15:00	ARK25	8-23	03:14	punt
3rd	08:51	ARK25	5-56	01:57	downs
3rd	05:12	ARK41	14-59	05:17	*TOUCHDOWN
4th	14:06	SC41	5-41	01:57	*TOUCHDOWN
4th	10:57	ARK20	5-19	03:18	punt
4th	06:18	SC09	2-9	00:18	*TOUCHDOWN
4th	03:20	SC44	3-4	01:41	punt
4th	00:06	SC43	1-(-5)	00:06	end of game

Missouri State

Qtr.	Time	Start	Pl-Yds	TOP	Result
1st	10:34	ARK27	3-6	00:51	punt
1st	07:59	ARK30	2-34	00:42	fumble
1st	02:47	ARK25	6-75	02:07	fumble
2nd	13:29	ARK25	3-0	01:21	punt
2nd	10:36	ARK25	8-75	02:11	*TOUCHDOWN
2nd	04:47	ARK19	8-47	02:20	downs
2nd	01:20	ARK15	2-85	00:16	*TOUCHDOWN
3rd	15:00	ARK25	6-20	02:16	interception
3rd	10:04	ARK07	14-84	04:28	*FIELD GOAL
3rd	03:18	ARK37	4-20	01:16	punt
4th	12:04	ARK25	2-75	00:26	*TOUCHDOWN
4th	06:50	ARK20	9-80	05:11	*TOUCHDOWN
4th	00:34	ARK22	1-(-3)	00:34	end of game

vs. Texas A&M

Qtr.	Time	Start	Pl-Yds	TOP	Result
1st	15:00	ARK25	4-15	01:25	punt
1st	11:27	ARK31	5-69	01:43	*TOUCHDOWN
1st	07:32	ARK22	7-78	02:07	*TOUCHDOWN
1st	03:11	ARK24	3-2	01:19	punt
1st	00:59	ARK15	10-46	03:51	punt
2nd	08:45	ARK25	12-72	05:34	fumble
2nd	03:11	ARK25	3-(-2)	01:26	punt
3rd	11:41	ARK25	3-7	01:44	punt
3rd	03:48	ARK25	5-14	01:36	punt
4th	14:54	ARK26	13-74	04:49	*TOUCHDOWN
4th	06:30	ARK36	9-40	05:00	missed fg

OPPONENT DRIVE CHARTS

Cincinnati

Qtr.	Time	Start	Pl-Yds	TOP	Result
1st	13:12	CIN15	11-59	05:59	interception
1st	06:18	CIN25	3-(-5)	01:51	punt
1st	02:51	CIN50	7-43	02:38	missed fg
2nd	13:17	CIN25	5-28	01:54	punt
2nd	07:52	CIN20	3-(-3)	01:28	punt
2nd	04:12	CIN20	9-50	02:58	missed fg
2nd	00:17	CIN25	1-12	00:17	end of half
3rd	15:00	CIN25	12-75	04:01	*TOUCHDOWN
3rd	07:52	CIN29	3-71	01:02	*TOUCHDOWN
3rd	06:38	ARK03	4-(-5)	01:54	*FIELD GOAL
3rd	01:28	CIN25	8-30	02:58	punt
4th	10:31	ARK37	2-(-12)	00:39	fumble
4th	09:26	CIN25	9-75	03:37	*TOUCHDOWN

South Carolina

Qtr.	Time	Start	Pl-Yds	TOP	Result
1st	15:00	SC25	5-17	02:40	punt
1st	06:42	SC25	6-65	03:10	*FIELD GOAL
2nd	14:28	SC25	3-(-10)	01:22	punt
2nd	08:08	SC30	11-70	05:12	*TOUCHDOWN
2nd	00:50	SC32	5-27	00:50	downs
3rd	11:46	SC12	8-88	02:55	*TOUCHDOWN
3rd	06:54	SC19	3-(-2)	01:42	punt
4th	14:55	SC25	2-11	00:49	fumble
4th	12:04	SC31	6-52	01:07	interception
4th	07:39	SC24	3-76	01:14	*TOUCHDOWN
4th	06:00	SC25	10-75	02:39	*TOUCHDOWN
4th	01:39	SC10	1-(-10)	00:06	safety
4th	01:32	SC29	6-14	01:26	fumble

Missouri State

Qtr.	Time	Start	Pl-Yds	TOP	Result
1st	15:00	MOS13	9-29	04:26	punt
1st	09:43	MOS20	3-(-3)	01:44	punt
1st	07:17	MOS36	12-64	04:30	*TOUCHDOWN
1st	00:40	MOS20	7-69	02:11	*FIELD GOAL
2nd	12:08	ARK45	4-45	01:32	*TOUCHDOWN
2nd	08:25	MOS25	6-18	03:38	punt
2nd	02:27	MOS34	3-1	01:07	punt
2nd	01:04	MOS25	4-6	01:04	end of half
3rd	12:44	ARK49	4-6	02:40	punt
3rd	05:36	MOS25	5-75	02:08	*TOUCHDOWN
3rd	02:02	MOS15	10-71	04:58	*FIELD GOAL
4th	11:38	MOS25	3-0	02:22	punt
4th	09:16	MOS25	4-27	02:26	punt
4th	01:39	MOS25	3-(-11)	01:05	punt

vs. Texas A&M

Qtr.	Time	Start	Pl-Yds	TOP	Result
1st	13:35	TAMU35	3-(-3)	02:08	punt
1st	09:44	TAMU25	3-9	02:12	punt
1st	05:25	TAMU25	3-3	02:14	punt
1st	01:52	TAMU34	3-4	00:53	punt
2nd	12:08	TAMU07	6-93	03:23	*TOUCHDOWN
2nd	01:45	TAMU32	6-26	01:45	end of half
3rd	15:00	TAMU30	6-70	03:19	*TOUCHDOWN
3rd	09:57	TAMU39	12-47	06:09	*FIELD GOAL
3rd	02:12	TAMU14	4-17	02:18	punt
4th	10:05	TAMU25	8-39	03:35	missed fg
4th	01:30	TAMU24	3-(-2)	01:30	end of game

GAME 6: MISSISSIPPI STATE

ARKANSAS DRIVE CHARTS

Alabama

Qtr.	Time	Start	Pl-Yds	TOP	Result
1st	12:48	ARK01	7-28	02:58	punt
1st	07:41	ARK25	3-5	02:01	punt
1st	02:35	ARK25	4-15	01:47	punt
2nd	13:16	ARK35	4-25	01:02	fumble
2nd	10:47	ARK09	3-2	01:33	punt
2nd	08:29	ARK25	3-(-10)	01:33	punt
2nd	02:51	ARK25	9-75	02:30	*TOUCHDOWN
3rd	15:00	ARK25	5-15	01:29	punt
3rd	10:36	ARK22	7-78	02:49	*TOUCHDOWN
3rd	07:42	ARK46	12-50	06:04	*FIELD GOAL
3rd	00:25	ALA03	1-3	00:06	*TOUCHDOWN
4th	14:09	ARK25	4-13	01:40	punt
4th	12:17	ARK25	13-59	04:39	*FIELD GOAL
4th	06:55	ARK25	3-3	00:37	punt
4th	04:40	ARK45	9-46	02:34	downs

OPPONENT DRIVE CHARTS

Alabama

Qtr.	Time	Start	Pl-Yds	TOP	Result
1st	15:00	ALA25	5-56	02:12	interception
1st	09:50	ALA35	6-65	02:09	*TOUCHDOWN
1st	05:40	ALA20	7-80	03:05	*TOUCHDOWN
1st	00:48	ALA49	6-16	02:32	missed fg
2nd	12:14	ALA40	3-2	01:27	punt
2nd	09:14	ARK17	3-17	00:45	*TOUCHDOWN
2nd	06:56	ALA41	10-59	04:05	*TOUCHDOWN
2nd	00:21	ALA25	1-(-1)	00:21	end of half
3rd	13:31	ALA08	6-21	02:55	punt
3rd	01:38	ALA25	4-(-22)	01:13	downs
3rd	00:19	ALA25	5-75	01:10	*TOUCHDOWN
4th	12:29	ALA28	1-72	00:12	*TOUCHDOWN
4th	07:38	ALA25	2-75	00:43	*TOUCHDOWN
4th	06:18	ALA40	3-4	01:38	punt
4th	02:06	ALA09	3-13	02:06	end of game

RAZORBACKS BY POSITION

No.	Name	Ht.	Wt.	Cl.	Hometown (Previous School)
QB (5)					
1	KJ Jefferson	6-3	242	R-Jr.	Sardis, Miss. (North Panola HS)
4	Malik Hornsby	6-2	186	R-So.	Missouri City, Texas (Ft. Bend Marshall HS)
10	Cade Fortin	6-3	218	R-Sr.	Suwanee, Ga. (North Gwinnett HS/South Florida)
18	Kade Renfro	6-3	206	R-So.	Stephenville, Texas (Stephenville HS/Ole Miss)
19	Rykar Acebo	6-4	185	Fr.	Jonesboro, Ark. (Jonesboro HS)
RB (6)					
0	AJ Green	5-11	208	So.	Tulsa, Okla. (Union HS)
5	Raheim Sanders	6-2	227	So.	Rockledge, Fla. (Rockledge HS)
6	Rashod Dubinion	5-10	211	Fr.	Ellenwood, Ga. (Cedar Grove HS)
20	Dominique Johnson	6-1	247	Jr.	Crowley, Texas (Crowley HS)
25	James Jointer	6-0	213	Fr.	Little Rock, Ark. (Parkview HS)
26	Dennis Daniels	5-10	220	R-Sr.	Warren, Ark. (Warren HS/Southern Arkansas)
WR (14)					
2	Ketron Jackson Jr.	6-2	203	So.	Royse City, Texas (Royse City HS)
3	Matt Landers	6-5	197	Sr.	St. Petersburg, Fla. (St. Petersburg HS/Toledo)
9	Jadon Haselwood	6-3	213	R-Jr.	Ellenwood, Ga. (Cedar Grove HS/Oklahoma)
11	Sam Mbake	6-3	202	Fr.	Kennesaw, Ga. (North Cobb HS)
13	Jaedon Wilson	6-3	175	R-Fr.	DeSoto, Texas (DeSoto HS)
14	Bryce Stephens	6-0	176	R-Fr.	Oklahoma City, Okla. (John Marshall HS)
15	Landon Rogers	6-4	197	R-Fr.	Little Rock, Ark. (Parkview HS)
16	Isaiah Sategna	5-11	173	Fr.	Fayetteville, Ark. (Fayetteville HS)
81	Quincey McAdoo	6-2	192	Fr.	Clarendon, Ark. (Clarendon HS)
83	Chris Harris	5-10	187	R-So.	Dumas, Ark. (Dumas HS)
84	Warren Thompson	6-3	198	R-Sr.	Seffner, Fla. (Armwood HS/Florida State)
85	Harper Cole	5-9	178	R-So.	Aurora, Ill. (Waubonsie Valley HS)
86	Kalil Girault	6-0	186	Fr.	Haslet, Texas (Eaton HS)
88	Kamron Bibby	6-2	180	Fr.	El Dorado, Ark. (El Dorado HS)
TE (8)					
7	Trey Knox	6-5	245	Sr.	Murfreesboro, Tenn. (Blackman HS)
8	Ty Washington	6-4	247	Fr.	Leesburg, Ga. (Lee County HS)
34	Hunter Talley	6-4	210	Fr.	Siloam Springs, Ark. (Siloam Springs HS)
36	Erin Outley	6-4	255	R-Fr.	Little Rock, Ark. (Parkview HS)
42	Zach Lee	6-5	241	R-So.	Bentonville, Ark. (Bentonville HS)
80	Collin Sutherland	6-5	260	R-So.	Flower Mound, Texas (Marcus HS)
82	Hudson Henry	6-5	254	R-Jr.	Little Rock, Ark. (Pulaski Academy)
89	Nathan Bax	6-4	252	R-Sr.	Jefferson City, Mo. (Helias Catholic HS/III. St.)
OL (19)					
50	Cole Carson	6-5	305	R-Fr.	Bogata, Texas (Rivercrest HS)
51	Ricky Stromberg	6-4	313	Sr.	Tulsa, Okla. (Union HS)
53	Ty'Kieast Crawford	6-5	325	Jr.	Carthage, Texas (Carthage HS/Charlotte)
55	Beaux Limmer	6-5	302	R-Jr.	Tyler, Texas (Tyler Lee HS)
56	Marcus Henderson	6-5	303	R-So.	Memphis, Tenn. (Memphis University School)
59	Eli Henderson	6-4	315	Fr.	Duncan, S.C. (Byrnes HS)
62	Brady Latham	6-5	307	R-Jr.	Jenks, Okla. (Jenks HS)
63	Terry Wells	6-5	327	R-Fr.	Parkin, Ark. (Wynne HS)
65	Devon Manuel	6-9	334	R-Fr.	Sunset, La. (Beau Chene HS)
66	Kai Hamilton	6-4	300	Fr.	Hope, Ark. (Hope HS)
67	Josh Street	6-6	310	R-Fr.	Bentonville, Ark. (Bentonville HS)
70	Luke Jones	6-5	327	R-Sr.	Little Rock, Ark. (Pulaski Academy/Notre Dame)
71	Brock Burns	6-4	296	Fr.	Ozark, Ark. (Ozark HS)
72	Andrew Chamblee	6-6	303	Fr.	Maumelle, Ark. (Maumelle HS)
73	Brooks Edmonson	6-4	315	Fr.	Bryant, Ark. (Bryant HS)
74	Jalen St. John	6-5	327	R-So.	St. Louis, Mo. (Trinity Catholic HS)
75	Patrick Kutas	6-5	305	Fr.	Memphis, Tenn. (Christian Brothers HS)
76	E'Marion Harris	6-7	340	Fr.	Little Rock, Ark. (Joe T. Robinson HS)
78	Dalton Wagner	6-9	331	*R-Sr.	Spring Grove, Ill. (Richmond Burton HS)

RAZORBACKS BY POSITION

No.	Name	Ht.	Wt.	Cl.	Hometown (Previous School)
DB (21)					
1	Jalen Catalon	5-10	201	R-Jr.	Mansfield, Texas (Mansfield Legacy HS)
2	Myles Slusher	6-0	194	Jr.	Broken Arrow, Okla. (Broken Arrow HS)
3	Dwight McGlothorn	6-2	181	Jr.	Houston, Texas (Klein Oak HS/LSU)
4	Malik Chavis	6-2	192	R-Jr.	Rison, Ark. (Rison HS)
6	Jacorrei Turner	6-2	206	R-So.	Atlanta, Ga. (Woodward Academy)
7	Latavious Brini	6-2	215	*Sr.	Miami Gardens, Fla. (Mater Academy Charter/Georgia)
8	Jayden Johnson	6-2	204	So.	Cedartown, Ga. (Cedartown HS)
11	LaDarius Bishop	6-0	194	R-Sr.	Ashdown, Ark. (Ashdown HS)
15	Simeon Blair	5-10	208	R-Sr.	Pine Bluff, Ark. (Pine Bluff HS)
16	Keuan Parker	5-11	178	R-Fr.	Tulsa, Okla. (Booker T. Washington HS)
17	Hudson Clark	6-2	182	R-Jr.	Dallas, Texas (Highland Park HS)
18	Trent Gordon	5-11	188	R-Sr.	Spring, Texas (Manvel HS/Penn State)
19	Khari Johnson	6-0	192	Jr.	Boston, Mass. (Suffield Academy)
20	Zach Zimos	6-4	233	R-Jr.	Sugar Land, Texas (Fort Bend Travis HS)
21	Jaylen Lewis	6-0	175	Fr.	Brownsville, Tenn. (Haywood HS)
22	Anthony Brown	6-0	181	Fr.	Milan, Tenn. (Milan HS)
26	Landon Phipps	6-0	175	Fr.	Springdale, Ark. (Springdale HS)
29	John Paul Pickens	6-0	181	Fr.	Jonesboro, Ark. (Jonesboro HS)
32	Drew Winn	5-11	183	R-Jr.	Pea Ridge, Ark. (Pea Ridge HS/Pittsburg St.)
39	Courtney Snelling	5-11	165	Sr.	Little Rock, Ark. (Joe T. Robinson HS)
49	McKinley Williams	6-1	209	R-Sr.	Sheridan, Ark. (Sheridan HS)
LB (10)					
10	Bumper Pool	6-2	232	*Sr.	Lucas, Texas (Lovejoy HS)
27	Chris Paul Jr.	6-1	230	R-Fr.	Cordele, Ga. (Crisp County HS)
30	Ethan Joseph	6-2	212	Fr.	Alpharetta, Ga. (King's Ridge Christian)
35	Mani Powell	6-3	234	Fr.	Fayetteville, Ark. (Fayetteville HS)
36	Jordan Crook	6-0	232	Fr.	Duncanville, Texas (Duncanville HS)
38	Mason Schueck	6-2	219	Fr.	Little Rock, Ark. (Pulaski Academy)
42	Drew Sanders	6-5	233	Jr.	Denton, Texas (Ryan HS/Alabama)
43	Brooks Both	6-0	231	R-So.	Harrison, Ark. (Harrison HS)
44	Kaden Henley	6-2	225	Fr.	Springdale, Ark. (Shiloh Christian Academy)
45	Jackson Woodard	6-3	231	R-So.	Little Rock, Ark. (LR Christian Academy)
DL (18)					
0	Nico Davillier	6-4	270	Fr.	Maumelle, Ark. (Maumelle HS)
5	Cameron Ball	6-5	303	R-Fr.	Atlanta, Ga. (Tri-Cities HS)
9	Taurean Carter	6-3	294	R-Jr.	Mansfield, Texas (Mansfield Legacy HS)
14	Jordan Domineck	6-3	251	R-Sr.	Lakeland, Fla. (Jenkins HS/Georgia Tech)
23	Dorian Gerald	6-3	256	*R-Sr.	Florence, S.C. (W. Florence HS/Coll. of the Canyons)
33	Isaiah Nichols	6-3	315	R-Sr.	Springdale, Ark. (Springdale HS)
37	Eric Thomas Jr.	6-3	253	Jr.	Pensacola, Fla. (Booker T. Washington HS)
40	Landon Jackson	6-7	274	So.	Texarkana, Texas (Pleasant Grove HS/LSU)
41	Kyle Thompson	6-3	250	Fr.	Aledo, Texas (Aledo HS)
50	Eric Gregory	6-4	303	R-Jr.	Memphis, Tenn. (IMG Academy)
55	JJ Hollingsworth	6-3	246	Fr.	Greenland, Ark. (Greenland HS)
56	Zach Williams	6-4	261	Sr.	Little Rock, Ark. (Joe T. Robinson HS)
58	Jashaud Stewart	6-2	251	Jr.	Jonesboro, Ark. (Jonesboro HS)
90	Marcus Miller	6-5	286	R-Jr.	Warren, Ark. (Warren HS)
91	Randall Dennis Jr.	6-3	300	Fr.	Lawrenceville, Ga. (Archer HS)
94	Jon Hill	6-5	252	R-Fr.	Dumas, Ark. (Dumas HS)
98	Roy Patterson	6-5	253	R-So.	Austin, Texas (Anderson HS)
99	Terry Hampton	6-1	314	*Sr.	El Dorado, Ark. (El Dorado HS/Arkansas State)
Specialists (10)					
39	Jake Bates (K)	5-10	202	*Sr.	Tomball, Texas (Tomball HS/Texas State)
28	Blake Ford (K)	6-1	217	Fr.	Arlington, Texas (Lamar HS)
29	Cam Little (K/P)	6-2	181	So.	Moore, Okla. (Southmoore HS)
30	Reid Bauer (P)	5-11	206	R-Sr.	Magnolia, Texas (Magnolia HS)
31	Max Fletcher (P)	6-5	178	Fr.	Melbourne, Australia (ProKick Australia)
46	Francisco Castro (LS)	6-1	217	R-Fr.	Miami, Fla. (Columbus HS)
48	Eli Stein (LS)	6-3	227	Fr.	Cambridge, Wisc. (Cambridge HS)
52	John Oehrlein (LS)	6-1	235	R-Jr.	Austin, Texas (Westlake HS)
61	Briggs Magee (LS)	6-2	230	Fr.	Georgetown, Texas (Georgetown HS)
94	Patrick Foley (P)	6-3	196	R-Fr.	Omaha, Neb. (Creighton Prep)

ALPHABETICAL ROSTER

No.	Name	Pos.
19	Rykar Acebo	QB
5	Cameron Ball	DL
39	Jake Bates	K
30	Reid Bauer	P
89	Nathan Bax	TE
88	Kamron Bibby	WR
11	LaDarrius Bishop	DB
15	Simeon Blair	DB
43	Brooks Both	LB
7	Latavious Brini	DB
22	Anthony Brown	DB
71	Brock Burns	OL
50	Cole Carson	OL
9	Taurean Carter	DL
46	Francisco Castro	LS
1	Jalen Catalon	DB
72	Andrew Chamblee	OL
4	Malik Chavis	DB
17	Hudson Clark	DB
85	Harper Cole	WR
53	Ty'Kieast Crawford	OL
36	Jordan Crook	LB
26	Dennis Daniels	RB
0	Nico Davillier	DL
91	Randall Dennis Jr.	DL
14	Jordan Domineck	DL
6	Rashod Dubinion	RB
73	Brooks Edmonson	OL
31	Max Fletcher	P
94	Patrick Foley	P
28	Blake Ford	K
10	Cade Fortin	QB
23	Dorian Gerald	DL
86	Kalil Girault	WR
18	Trent Gordon	DB
0	AJ Green	RB
50	Eric Gregory	DL
66	Kai Hamilton	OL
99	Terry Hampton	DL
83	Chris Harris	WR
76	E'Marion Harris	OL
9	Jadon Haselwood	WR
59	Eli Henderson	OL
56	Marcus Henderson	OL
44	Kaden Henley	LB
82	Hudson Henry	TE
94	Jon Hill	DL
55	JJ Hollingsworth	DL
4	Malik Hornsby	QB
2	Ketron Jackson Jr.	WR
40	Landon Jackson	DL
1	KJ Jefferson	QB
20	Dominique Johnson	RB
8	Jayden Johnson	DB
19	Khari Johnson	DB
25	James Jointer	RB
70	Luke Jones	OL
30	Ethan Joseph	LB
7	Trey Knox	TE
75	Patrick Kutas	OL
3	Matt Landers	WR
62	Brady Latham	OL
42	Zach Lee	TE
21	Jaylen Lewis	DB
55	Beaux Limmer	OL
29	Cam Little	K/P
61	Brooks Magee	LS

NUMERICAL ROSTER

No.	Name	Pos.	Ht.	Wt.	Cl.	Exp.	Hometown (Previous School)
0	Nico Davillier	DL	6-4	270	Fr.	HS	Maumelle, Ark. (Maumelle HS)
0	AJ Green	RB	5-11	208	So.	1L	Tulsa, Okla. (Union HS)
1	Jalen Catalon	DB	5-10	201	R-Jr.	2L	Mansfield, Texas (Mansfield Legacy HS)
1	KJ Jefferson	QB	6-3	242	R-Jr.	2L	Sardis, Miss. (North Panola HS)
2	Ketron Jackson Jr.	WR	6-2	203	So.	1L	Royse City, Texas (Royse City HS)
2	Myles Slusher	DB	6-0	194	Jr.	2L	Broken Arrow, Okla. (Broken Arrow HS)
3	Matt Landers	WR	6-5	197	Sr.	TR	St. Petersburg, Fla. (St. Petersburg HS/Toledo)
3	Dwight McGlothorn	DB	6-2	181	Jr.	TR	Houston, Texas (Klein Oak HS/LSU)
4	Malik Chavis	DB	6-2	192	R-Jr.	2L	Rison, Ark. (Rison HS)
4	Malik Hornsby	QB	6-2	186	R-So.	1L	Missouri City, Texas (Ft. Bend Marshall HS)
5	Cameron Ball	DL	6-5	303	R-Fr.	RS	Atlanta, Ga. (Tri-Cities HS)
5	Raheim Sanders	RB	6-2	227	So.	1L	Rockledge, Fla. (Rockledge HS)
6	Rashod Dubinion	RB	5-10	211	Fr.	HS	Ellenwood, Ga. (Cedar Grove HS)
6	Jacorrei Turner	DB	6-2	206	R-So.	1L	Atlanta, Ga. (Woodward Academy)
7	Latavious Brini	DB	6-2	215	*Sr.	TR	Miami Gardens, Fla. (Mater Academy Charter/Georgia)
7	Trey Knox	TE	6-5	245	Sr.	3L	Murfreesboro, Tenn. (Blackman HS)
8	Jayden Johnson	DB	6-2	204	So.	1L	Cedartown, Ga. (Cedartown HS)
8	Ty Washington	TE	6-4	247	Fr.	HS	Leesburg, Ga. (Lee County HS)
9	Taurean Carter	DL	6-3	294	R-Jr.	2L	Mansfield, Texas (Mansfield Legacy HS)
9	Jadon Haselwood	WR	6-3	213	R-Jr.	TR	Ellenwood, Ga. (Cedar Grove HS/Oklahoma)
10	Cade Fortin	QB	6-3	218	R-Sr.	TR	Suwanee, Ga. (North Gwinnett HS/South Florida)
10	Bumper Pool	LB	6-2	232	*Sr.	4L	Lucas, Texas (Lovejoy HS)
11	LaDarrius Bishop	DB	6-0	194	R-Sr.	3L	Ashdown, Ark. (Ashdown HS)
11	Sam Mbake	WR	6-3	202	Fr.	HS	Kennesaw, Ga. (North Cobb HS)
13	Samuel Wilson	WR	6-3	175	R-Fr.	RS	DeSoto, Texas (DeSoto HS)
14	Jordan Domineck	DL	6-3	251	R-Sr.	TR	Lakeland, Fla. (Jenkins HS/Georgia Tech)
14	Bryce Stephens	WR	6-0	176	R-Fr.	RS	Oklahoma City, Okla. (John Marshall HS)
15	Simeon Blair	DB	5-10	208	R-Sr.	3L	Pine Bluff, Ark. (Pine Bluff HS)
15	Landon Rogers	WR	6-4	197	R-Fr.	RS	Little Rock, Ark. (Parkview HS)
16	Keuan Parker	DB	5-11	178	R-Fr.	RS	Tulsa, Okla. (Booker T. Washington HS)
16	Isaiah Sategna	WR	5-11	173	Fr.	HS	Fayetteville, Ark. (Fayetteville HS)
17	Hudson Clark	DB	6-2	182	R-Jr.	2L	Dallas, Texas (Highland Park HS)
18	Trent Gordon	DB	5-11	188	R-Sr.	1L	Spring, Texas (Manvel HS/Penn State)
18	Kade Renfro	QB	6-3	206	R-So.	SO	Stephenville, Texas (Stephenville HS/Ole Miss)
19	Rykar Acebo	QB	6-4	185	Fr.	HS	Jonesboro, Ark. (Jonesboro HS)
19	Khari Johnson	DB	6-0	192	Jr.	2L	Boston, Mass. (Suffield Academy)
20	Dominique Johnson	RB	6-1	247	Jr.	2L	Crowley, Texas (Crowley HS)
20	Zach Zimos	DB	6-4	233	R-Jr.	2L	Sugar Land, Texas (Fort Bend Travis HS)
21	Jaylen Lewis	DB	6-0	175	Fr.	HS	Brownsville, Tenn. (Haywood HS)
22	Anthony Brown	DB	6-0	181	Fr.	HS	Milan, Tenn. (Milan HS)
23	Dorian Gerald	DL	6-3	256	*R-Sr.	3L	Florence, S.C. (W. Florence HS/Coll. of the Canyons)
25	James Jointer	RB	6-0	213	Fr.	HS	Little Rock, Ark. (Parkview HS)
26	Dennis Daniels	RB	5-10	220	R-Sr.	TR	Warren, Ark. (Warren HS/Southern Arkansas)
26	Landon Phipps	DB	6-0	175	Fr.	HS	Springdale, Ark. (Springdale HS)
27	Chris Paul Jr.	LB	6-1	230	R-Fr.	RS	Cordele, Ga. (Crisp County HS)
28	Blake Ford	K	6-1	217	Fr.	HS	Arlington, Texas (Lamar HS)
29	Cam Little	K/P	6-2	181	So.	1L	Moore, Okla. (Southmoore HS)
29	John Paul Pickens	DB	6-0	181	Fr.	HS	Jonesboro, Ark. (Jonesboro HS)
30	Reid Bauer	P	5-11	206	R-Sr.	2L	Magnolia, Texas (Magnolia HS)
30	Ethan Joseph	LB	6-2	212	Fr.	HS	Alpharetta, Ga. (King's Ridge Christian)
31	Max Fletcher	P	6-5	178	Fr.	HS	Melbourne, Australia (ProKick Australia)
32	Drew Winn	DB	5-11	183	R-Jr.	TR	Pea Ridge, Ark. (Pea Ridge HS/Pittsburg St.)
33	Isaiah Nichols	DL	6-3	315	R-Sr.	3L	Springdale, Ark. (Springdale HS)
34	Hunter Talley	TE	6-4	210	Fr.	HS	Siloam Springs, Ark. (Siloam Springs HS)
35	Mani Powell	LB	6-3	234	Fr.	HS	Fayetteville, Ark. (Fayetteville HS)
36	Jordan Crook	LB	6-0	232	Fr.	HS	Duncanville, Texas (Duncanville HS)
36	Erin Outley	TE	6-4	255	R-Fr.	RS	Little Rock, Ark. (Parkview HS)
37	Eric Thomas Jr.	DL	6-3	253	Jr.	2L	Pensacola, Fla. (Booker T. Washington HS)
38	Mason Schueck	LB	6-2	219	Fr.	HS	Little Rock, Ark. (Pulaski Academy)
39	Jake Bates	K	5-10	202	*Sr.	TR	Tomball, Texas (Tomball HS/Texas State)
39	Courtney Snelling	DB	5-11	165	Sr.	SO	Little Rock, Ark. (Joe T. Robinson HS)
40	Landon Jackson	DL	6-7	274	So.	TR	Texarkana, Texas (Pleasant Grove HS/LSU)
41	Kyle Thompson	DL	6-3	250	Fr.	HS	Aledo, Texas (Aledo HS)
42	Zach Lee	TE	6-5	241	R-So.	SO	Bentonville, Ark. (Bentonville HS)
42	Drew Sanders	LB	6-5	233	Jr.	TR	Denton, Texas (Ryan HS/Alabama)
43	Brooks Both	LB	6-0	231	R-So.	SO	Harrison, Ark. (Harrison HS)
44	Kaden Henley	LB	6-2	225	Fr.	HS	Springdale, Ark. (Shiloh Christian Academy)

GAME 6: MISSISSIPPI STATE

NUMERICAL ROSTER

No.	Name	Pos.	Ht.	Wt.	Cl.	Exp.	Hometown (Previous School)
45	Jackson Woodard	LB	6-3	231	R-So.	1L	Little Rock, Ark. (LR Christian Academy)
46	Francisco Castro	LS	6-1	217	R-Fr.	RS	Miami, Fla. (Columbus HS)
48	Eli Stein	LS	6-3	227	Fr.	HS	Cambridge, Wisc. (Cambridge HS)
49	McKinley Williams	DB	6-1	209	R-Sr.	1L	Sheridan, Ark. (Sheridan HS)
50	Cole Carson	OL	6-5	305	R-Fr.	RS	Bogata, Texas (Rivercrest HS)
50	Eric Gregory	DL	6-4	303	R-Jr.	2L	Memphis, Tenn. (IMG Academy)
51	Ricky Stromberg	OL	6-4	313	Sr.	3L	Tulsa, Okla. (Union HS)
52	John Oehrlein	LS	6-1	235	R-Jr.	SQ	Austin, Texas (Westlake HS)
53	Ty'Kieast Crawford	OL	6-5	325	Jr.	1L	Carthage, Texas (Carthage HS/Charlotte)
55	JJ Hollingsworth	DL	6-3	246	Fr.	HS	Greenland, Ark. (Greenland HS)
55	Beaux Limmer	OL	6-5	302	R-Jr.	2L	Tyler, Texas (Tyler Lee HS)
56	Marcus Henderson	OL	6-5	303	R-So.	1L	Memphis, Tenn. (Memphis University School)
56	Zach Williams	DL	6-4	261	Sr.	3L	Little Rock, Ark. (Joe T. Robinson HS)
58	Jashaud Stewart	DL	6-2	251	Jr.	2L	Jonesboro, Ark. (Jonesboro HS)
59	Eli Henderson	OL	6-4	315	Fr.	HS	Duncan, S.C. (Byrnes HS)
61	Briggs Magee	LS	6-2	230	Fr.	HS	Georgetown, Texas (Georgetown HS)
62	Brady Latham	OL	6-5	307	R-Jr.	2L	Jenks, Okla. (Jenks HS)
63	Terry Wells	OL	6-5	327	R-Fr.	RS	Parkin, Ark. (Wynne HS)
65	Devon Manuel	OL	6-9	334	R-Fr.	RS	Sunset, La. (Beau Chene HS)
66	Kai Hamilton	OL	6-4	300	Fr.	HS	Hope, Ark. (Hope HS)
67	Josh Street	OL	6-6	310	R-Fr.	RS	Bentonville, Ark. (Bentonville HS)
70	Luke Jones	OL	6-5	327	R-Sr.	2L	Little Rock, Ark. (Pulaski Academy/Notre Dame)
71	Brock Burns	OL	6-4	296	Fr.	HS	Ozark, Ark. (Ozark HS)
72	Andrew Chamblee	OL	6-6	303	Fr.	HS	Maumelle, Ark. (Maumelle HS)
73	Brooks Edmonson	OL	6-4	315	Fr.	HS	Bryant, Ark. (Bryant HS)
74	Jalen St. John	OL	6-5	327	R-So.	1L	St. Louis, Mo. (Trinity Catholic HS)
75	Patrick Kutas	OL	6-5	305	Fr.	HS	Memphis, Tenn. (Christian Brothers HS)
76	E'Marion Harris	OL	6-7	340	Fr.	HS	Little Rock, Ark. (Joe T. Robinson HS)
78	Dalton Wagner	OL	6-9	331	*R-Sr.	4L	Spring Grove, Ill. (Richmond Burton HS)
80	Collin Sutherland	TE	6-5	260	R-So.	SQ	Flower Mound, Texas (Marcus HS)
81	Quincey McAdoo	WR	6-2	192	Fr.	HS	Clarendon, Ark. (Clarendon HS)
82	Hudson Henry	TE	6-5	254	R-Jr.	2L	Little Rock, Ark. (Pulaski Academy)
83	Chris Harris	WR	5-10	187	R-So.	SQ	Dumas, Ark. (Dumas HS)
84	Warren Thompson	WR	6-3	198	R-Sr.	1L	Seffner, Fla. (Armwood HS/Florida State)
85	Harper Cole	WR	5-9	178	R-So.	1L	Aurora, Ill. (Waubonsie Valley HS)
86	Kalil Girault	WR	6-0	186	Fr.	HS	Haslet, Texas (Eaton HS)
88	Kamron Bibby	WR	6-2	180	Fr.	HS	El Dorado, Ark. (El Dorado HS)
89	Nathan Bax	TE	6-4	252	R-Sr.	2L	Jefferson City, Mo. (Helias Catholic HS/III. St.)
90	Marcus Miller	DL	6-5	286	R-Jr.	2L	Warren, Ark. (Warren HS)
91	Randall Dennis Jr.	DL	6-3	300	Fr.	HS	Lawrenceville, Ga. (Archer HS)
94	Patrick Foley	P	6-3	196	R-Fr.	RS	Omaha, Neb. (Creighton Prep)
94	Jon Hill	DL	6-5	252	R-Fr.	RS	Dumas, Ark. (Dumas HS)
98	Roy Patterson	DL	6-5	253	R-So.	HS	Austin, Texas (Anderson HS)
99	Terry Hampton	DL	6-1	314	*Sr.	TR	El Dorado, Ark. (El Dorado HS/Arkansas State)

Roster by Class: Senior - 23 | Junior - 22 | Sophomore - 17 | Freshman - 49

FOOTBALL STAFF

Coaching Staff

Sam Pittman Head Coach	3rd Season
Barry Odom Assoc. Head Coach/DC/Safeties	3rd Season
Scott Fountain Asst. HC/Special Teams Coord.	3rd Season
Kendal Briles Offensive Coordinator/QBs	3rd Season
Deke Adams Defensive Line	1st Season
Dominique Bowman Cornerbacks	1st Season
Kenny Guiton Wide Receivers	2nd Season
Cody Kennedy Offensive Line	2nd Season
Dowell Loggains Tight Ends	2nd Season
Michael Scherer Linebackers	3rd Season
Jimmy Smith Running Backs	3rd Season

Graduate Assistants

Ian Brewer Video	2nd Season
Joe Carter Operations	1st Season
Sean Fogarty Offense	1st Season
Jalen Harris Special Teams	1st Season
Mason Hutchins Defense	1st Season
Keith Jones Defense	1st Season

Quality Control/Analyst

Michael Anthony Offense	3rd Season
Mark Cala Offense	3rd Season
Kelvin Green Defense	1st Season
Chris Hurd Special Teams	1st Season
Nick Mathews Defense	1st Season
Jake Trump Defense	3rd Season
De'Vion Warren Offense	1st Season

Support Staff

Patrick Doherty Football Operations	3rd Season
Amanda Gilpin Asst. Football Operations	3rd Season
Jamil Walker Strength & Conditioning	3rd Season
Ed Ellis Assoc. Strength & Conditioning	3rd Season
Dave Polanski Athletic Training	5th Season
Dalton Withrow Equipment	2nd Season
Butler Benton Recruiting/Player Personnel	2nd Season
Danny Wheeler Player Development	3rd Season
Jacob Tepp Video	2nd Season

ALPHABETICAL ROSTER

No.	Name	Pos.
65	Devon Manuel	OL
11	Sam Mbake	WR
81	Quincey McAdoo	WR
3	Dwight McGlothern	DB
90	Marcus Miller	DL
33	Isaiah Nichols	DL
52	John Oehrlein	OL
36	Erin Outley	TE
16	Keuan Parker	DB
98	Roy Patterson	DL
27	Chris Paul Jr.	LB
26	Landon Phipps	DB
29	John Paul Pickens	DB
10	Bumper Pool	LB
35	Mani Powell	LB
18	Austin Renfro	QB
15	Landon Rogers	TE
42	Drew Sanders	LB
5	Raheim Sanders	RB
16	Isaiah Sategna	WR
38	Mason Schueck	LB
2	Myles Slusher	DB
39	Courtney Snelling	DB
74	Jalen St. John	OL
48	Eli Stein	LS
14	Bryce Stephens	WR
58	Jashaud Stewart	DL
67	Josh Street	OL
51	Ricky Stromberg	OL
80	Collin Sutherland	TE
34	Hunter Talley	TE
37	Eric Thomas Jr.	DL
41	Kyle Thompson	DL
84	Warren Thompson	WR
6	Jacorre Turner	LB
78	Dalton Wagner	OL
8	Ty Washington	TE
63	Terry Wells	OL
49	McKinley Williams	DB
56	Zach Williams	DL
13	Jaedon Wilson	WR
32	Drew Winn	DB
45	Jackson Woodard	LB
20	Zach Zimos	DB

PRONUNCIATIONS

Latavious Brini	bree-nee
Taurean Carter	tore-ee-an
Andrew Chamblee	cham-blee
Malik Chavis	ma-leek chav-iss
Ty'Kieast Crawford	ty-KEAST
Nico Davillier	dava-YAY
E'Marion Harris	eh-mary-ON
Jadon Haselwood	hazel-wood
Malik Hornsby	ma-leek
Ketron Jackson Jr.	KEE-tron
Khari Johnson	kah-REE
Patrick Kutas	koo-tas
Sam Mbake	bah-KAY
Keuan Parker	kee-wahn
Mani Powell	manny
Isaiah Sategna	suh-TANE-ya
Jashaud Stewart	ja-shawd
Zach Zimos	ZIE-mus

GAME 6: MISSISSIPPI STATE



AJ GREEN

0

Running Back | 5-11 | 208 | Sophomore
Tulsa, Okla. | Union HS

QUICK HITS

- Totaled 227 yards and one touchdown on 47 rushing attempts, averaging 4.8 yards per carry during freshman campaign.
- Hauled in seven passes for 84 yards and a touchdown, averaging 12.0 yards per catch as a freshman.
- Hauled in seven passes for 84 yards and a touchdown, averaging 12.0 yards per catch as a freshman.
- Made his collegiate debut against Texas on Sept. 11, 2021, rushing for a career-high 67 yards and a touchdown on seven attempts.

CAREER STATS

	GP/GS	RUSHING				RECEIVING				TD	LNG
		ATT	YDS	AVG/G	TD	LNG	REC	YDS	AVG		
2021	12/0	47	227	18.9	1	30	7	84	12.0	1	48
2022	5/0	28	117	23.4	2	14	-	-	-	-	-
TOTAL	17/0	75	344	20.2	2	30	7	84	12.0	1	48

	GP/GS	RUSHING				RECEIVING				TD	LNG
		ATT	YDS	AVG	TD	LNG	REC	YDS	AVG		
Cincinnati	1/0	3	18	6.0	0	6	0	0	0	0	0
South Carolina	1/0	9	43	4.8	1	14	0	0	0	0	0
Missouri State	1/0	2	2	1.0	0	0	0	0	0	0	0
Texas A&M	1/0	9	36	4.0	0	0	0	0	0	0	0
Alabama	1/0	5	18	4.2	1	13	0	0	0	0	0
at Mississippi State											
at BYU											
at Auburn											
Liberty											
LSU											
Ole Miss											
at Missouri											

SEASON HIGHS

Rushes	9, 2x, last vs. Texas A&M (9/24/22)
Rushing Yards	43 vs. South Carolina (9/10/22)
Rushing Touchdowns	1, 2x, last vs. Alabama (10/1/22)
Long Rush	14 vs. South Carolina (9/10/22)
100-Yard Games	
Receptions	
Receiving Yards	
Receiving Touchdowns	
Long Reception	

CAREER HIGHS

Rushes	9, 2x, last vs. Texas A&M (9/24/22)
Rushing Yards	67 vs. Texas (9/11/21)
Rushing Touchdowns	1, 2x, last vs. South Carolina (9/10/22)
Long Rush	48 vs. Texas (9/11/21)
100-Yard Games	
Receptions	2 (2x) at Alabama (11/20/21)
Receiving Yards	48 vs. Texas A&M (9/25/21)
Receiving Touchdowns	1 vs. Texas A&M (9/25/21)
Long Reception	48 vs. Texas A&M (9/25/21)



KJ JEFFERSON

1

Quarterback | 6-3 | 242 | R-Junior
Sardis, Miss. | North Panola HS

QUICK HITS

- Completed 85.7 percent of his passes against South Carolina, which ranks second in school history (min. 20 pass attempts).
- One of two FBS quarterbacks (Toledo's DeQuan Finn) with a rushing TD in five consecutive games.
- Filed 171 passing yards and 105 rushing yards vs. Texas A&M to become first Arkansas QB since Matt Jones (2004) to pass and run for 100+ yards in a single game.
- Owns the highest single-season completion percentage (67.3%) in school history when attempting at least 250 passes.
- Accounted for six TDs (3 throwing, 3 rushing) at Ole Miss (2021), second-most in program history.
- 1 of 2 returning FBS quarterbacks (Louisville's Malik Cunningham), to lead their teams in both passing and rushing in 2021.
- Totaled three games in 2021 of 300+ passing yards and at least 3 TD passes, first Arkansas QB to do so since Brandon Allen in 2015.
- One of only six SEC signal-callers since 2000 to have thrown for 3+ touchdowns and rushed for 3+ scores in a game as he did against Ole Miss on Oct. 9, 2021, joining Texas A&M QB Johnny Manziel, Mississippi State QB Dak Prescott, Ole Miss QB Chad Kelly, LSU QB Joe Burrow and Ole Miss QB Matt Corral.

CAREER STATS

	GP/GS	PASSING				RUSHING				TD	LNG
		COMP	ATT	PCT	YDS	TD	INT	LNG	ATT	YDS	AVG
2019	3/1	14	31	45.2	197	0	1	38	30	58	1.9
2020	5/1	20	41	48.8	295	3	0	68	28	67	2.4
2021	13/13	198	294	67.3	2676	21	4	91	146	664	51.1
2022	5/5	80	121	66.1	1096	9	1	73	81	312	62.4
TOTAL	26/20	312	487	64.1	4264	33	6	91	285	1101	42.3

GAME-BY-GAME STATS

	GP/GS	PASSING				RUSHING				TD	LNG
		COMP	ATT	PCT	YDS	TD	INT	LNG	ATT	YDS	AVG
Cincinnati	1/1	18	26	68.2	223	3	0	32	18	62	3.4
South Carolina	1/1	18	21	85.7	162	1	0	23	19	67	3.5
Missouri State	1/1	19	31	61.3	385	2	1	73	9	40	4.4
Texas A&M	1/1	12	19	63.2	171	2	0	56	18	105	5.8
Alabama	1/1	13	24	54.2	155	1	0	36	17	38	2.2
at Mississippi State											
at BYU											
at Auburn											
Liberty											
LSU											
Ole Miss											
at Missouri											

SEASON HIGHS

Pass Attempts	31 vs. Missouri State (9/17/22)
Completions	19 vs. Missouri State (9/17/22)
Pass Yards	385 vs. Missouri State (9/17/22)
Pass TDs	3 vs. Cincinnati (9/3/22)
Long Pass	73 vs. Missouri State (9/3/22)
Completion %	85.7% vs. South Carolina (9/10/22)
Rushes	19 vs. South Carolina (9/10/22)
Rush Yards	105 vs. Texas A&M (9/24/22)
Rush TDs	1, 4x, last vs. Texas A&M (9/24/22)
Long Rush	26 vs. Texas A&M (9/24/22)

CAREER HIGHS

Pass Attempts	35 (2x) last vs. Auburn (10/16/21)
Completions	25 at Ole Miss (10/9/21)
Pass Yards	385 vs. Missouri State (9/17/22)
Pass TDs	4 vs. UAPB (10/23/21)
Long Pass	91 vs. Georgia Southern (9/18/21)
Completion %	85.7% vs. South Carolina (9/10/22)
Rushes	20 (2x) vs. Penn State (1/1/22)
Rush Yards	110 vs. Penn State (1/1/22)
Rush TDs	3 at Ole Miss (10/9/21)
Long Rush	49 vs. Missouri (11/26/21)

GAME 6: MISSISSIPPI STATE



MYLES SLUSHER

2

Defensive Back | 6-0 | 194 | Junior
Broken Arrow, Okla. | Broken Arrow HS

QUICK HITS

- Racked up three solo stops in first start of the 2022 season vs. Cincinnati.
- Played in 11 games with seven starts in 2021.
- Finished tied for second on the team in interceptions with two in 2021.
- Registered a career-high 10 tackles in the 2021 regular season finale against Missouri.
- As a freshman in 2020, tied for the team-lead with two fumble recoveries.
- Rated a four-star prospect by 247Sports, Rivals and ESPN and the No. 5 safety in the country by 247Sports.

CAREER STATS

	GP/GS	UA	A	TOT	TFL-YDS	SCK-YDS	FF	FR-YDS	INT-YDS	QBH	BRUP
2020	6/1	9	6	15	1.0-1	0.0-0	1	2-7	0-0	0	0
2021	11/7	33	17	50	3.0-3	0.5-8	0	0-0	2-11	2	4
2022	3/3	8	2	10	2.0-5	0.0-0	0	0-0	0-0	1	1
TOTAL	20/12	50	25	75	6.0-9	0.5-8	1/2	2-7	2-11	3	5

GAME-BY-GAME STATS

	GP/GS	UA	A	TOT	TFL-YDS	SCK-YDS	FF	FR-YDS	INT-YDS	QBH	BRUP
Cincinnati	1/1	3	0	3	1.0-1	0-0	0	0-0	0-0	0	0
South Carolina	--	--	--	--	--	--	--	--	--	--	--
Missouri State	--	--	--	--	--	--	--	--	--	--	--
Texas A&M	1/1	4	2	6	1.0-4	0-0	0	0-0	0-0	1	1
Alabama	1/1	1	0	1	0.0-0	0-0	0	0-0	0-0	0	0

at Mississippi State

at BYU

at Auburn

Liberty

LSU

Ole Miss

at Missouri

SEASON HIGHS

Tackles	6 vs. Texas A&M (9/24/22)
Tackles For Loss	1.0, 2x, last vs. Texas A&M (9/24/22)
Sacks	
QB Hurries	1 vs. Texas A&M (9/24/22)
Pass Breakups	1 vs. Texas A&M (9/24/22)
Forced Fumbles	
Fumble Recoveries	
Interceptions	

CAREER HIGHS

Tackles	10 vs. Missouri (11/26/21)
Double Figure Tackle Games	1 vs. Missouri (11/26/21)
Tackles For Loss	1.0, 5x, last vs. Texas A&M (9/24/22)
Sacks	0.5 last vs. UAPB (10/23/21)
QB Hurries	1 (2x) last at Alabama (11/20/21)
Pass Breakups	1, 5x, last vs. Texas A&M (9/24/22)
Forced Fumbles	1 vs. LSU (11/21/20)
Fumble Recoveries	1 (2x) last vs. LSU (11/21/20)
Interceptions	1 (2x) last at LSU (11/13/21)



DWIGHT MCGLOTHERN

3

Defensive Back | 6-2 | 181 | Junior
Houston, Texas | Klein Oak HS

QUICK HITS

- Intercepted two passes in his first two games as a Razorback.
- Recorded a 51-yard interception return against Cincinnati on Sept. 3, registering Arkansas' 14th 50-plus yard interception return since 1997.
- Played in 10 games with six starts as a sophomore at LSU in 2021, tallying 32 tackles, six pass breakups, one forced fumble, one interception and a touchdown.
- Intercepted his first pass and returned it for a 37-yard touchdown against Florida in 2021.
- Ranked No. 19 in the 247Sports Composite Rankings and listed as a Top 300 overall prospect coming out of high school.

CAREER STATS

	GP/GS	UA	A	TOT	TFL-YDS	SCK-YDS	FF	FR-YDS	INT-YDS	QBH	BRUP
2020	6/0	8	1	9	0.0-0	0.0-0	0	0-0	0	0	2
2021	10/6	26	6	32	2.0-0	0.0-0	1	0-0	1-37	0	6
2022	5/5	10	2	12	0.0-0	0/0-0	0	0-0	3-48	0	6
TOTAL	21/11	44	9	53	2.0	0.0-0	1	0-0	4-85	0	14

GAME-BY-GAME STATS

	GP/GS	UA	A	TOT	TFL-YDS	SCK-YDS	FF	FR-YDS	INT-YDS	QBH	BRUP
Cincinnati	1/1	3	1	4	0.0-0	0-0	0	0-0	1-51	0	2
South Carolina	1/1	3	1	4	0.0-0	0-0	0	0-0	1-0	0	1
Missouri State	1/1	1	0	1	0.0-0	0-0	0	0-0	0-0	0	1
Texas A&M	1/1	2	0	2	0.0-0	0-0	0	0-0	0-0	0	0
Alabama	1/1	1	0	1	0.0-0	0-0	0	0-0	1-3	0	2

at Mississippi State

at BYU

at Auburn

Liberty

LSU

Ole Miss

at Missouri

SEASON HIGHS

Tackles	4, 2x, last vs. South Carolina (9/10/22)
Tackles For Loss	
Sacks	
QB Hurries	
Pass Breakups	2, 2x, last vs. Alabama (10/1/22)
Forced Fumbles	
Fumble Recoveries	
Interceptions	1, 3x, last vs. Alabama (10/1/22)

CAREER HIGHS

Tackles	8 vs. Alabama (11/6/21)
Double Figure Tackle Games	
Tackles For Loss	1, 2x, last vs. Auburn (10/2/21)
Sacks	
QB Hurries	
Pass Breakups	3 vs. Florida (10/16/22)
Forced Fumbles	1 vs. Alabama (11/6/21)
Fumble Recoveries	
Interceptions	1, 4x, last vs. Alabama (10/1/22)

GAME 6: MISSISSIPPI STATE



MATT LANDERS

3

Wide Receiver | 6-5 | 197 | Senior
St. Petersburg, Fla. | St. Petersburg HS / Toledo

QUICK HITS

- Hauled in a career-high 7 receptions in win over Missouri State. Also set a season high in receiving yards with 123 against the Bears.
- Made 20 receptions for 514 yards and five touchdowns in 12 games played at Toledo in 2021.
- Turned in a team-best 25.7 yards per reception during his junior year.
- Caught 18 passes in last five games of the 2021 season, including nine in the last two.
- Saw action in 25 games across three seasons at Georgia, including 12 in 2019. Registered 10 receptions for 105 yards in 2019.

CAREER STATS

	GP/GS	RECEIVING				TD	RUSHING				TD	LNG
		REC	YDS	AVG	LNG		ATT	YDS	AVG	LNG		
2018*	4/0	0	0	0	0	0	0	0	0	0	0	0
2019*	12/1	10	105	10.5	1	80	1	-6	-6	0	0	0
2020*	9/0	2	27	13.5	0	23	0	0	0	0	0	0
2021**	12/0	20	514	25.7	5	90	0	0	0	0	0	0
2022	5/5	17	261	15.4	0	47	1	6	6.0	0	0	6
TOTAL	42/6	49	907	18.5	6	90	2	0	0	0	0	6

* at Georgia, ** at Toledo

GAME-BY-GAME STATS

	GP/GS	RECEIVING				TD	RUSHING				TD	LNG
		REC	YDS	AVG	LNG		ATT	YDS	AVG	LNG		
Cincinnati	1/1	3	43	14.3	0	20	0	0	0	0	0	0
South Carolina	1/1	4	45	11.3	0	16	1	6	6.0	0	0	6
Missouri State	1/1	7	123	17.6	0	47	0	0	0	0	0	0
Texas A&M	1/1	1	19	19.0	0	19	0	0	0	0	0	0
Alabama	1/1	2	31	15.5	0	20	0	0	0	0	0	0

at Mississippi State

at BYU

at Auburn

Liberty

LSU

Ole Miss

at Missouri

SEASON HIGHS

Receptions	7 vs. Missouri State (9/17/22)
Receiving Yards	123 vs. Missouri State (9/17/22)
Receiving Touchdowns	
Long Reception	47 vs. Missouri State (9/17/22)
Rushes	1 vs. South Carolina (9/10/22)
Rushing Yards	6 vs. South Carolina (9/10/22)
Rushing Touchdowns	
Long Rush	6 vs. South Carolina (9/10/22)

CAREER HIGHS

Receptions	7 vs. Missouri State (9/17/22)
Receiving Yards	150 vs. Eastern Michigan (11/2/21)* at Toledo
Receiving Touchdowns	2 vs. Eastern Michigan (11/2/21)* at Toledo
Long Reception	90 vs. Middle Tennessee (12/17/22)* at Toledo
Rushes	1, 2x, last vs. South Carolina (9/10/22)
Rushing Yards	6 vs. South Carolina (9/10/22)
Rushing Touchdowns	
Long Rush	6 vs. South Carolina (9/10/22)



RAHEIM SANDERS

5

Running Back | 6-2 | 227 | Sophomore
Rockledge, Fla. | Rockledge HS

QUICK HITS

- Only FBS player with 500+ rushing yards and 100+ receiving yards this year.
- Leads the SEC and ranks fourth nationally in rushing yards (508). He also leads the SEC and ranks fourth nationally in rushing yards per game (127.0).
- Became one of two SEC players since 2000 to have recorded 150+ rushing yards with at least one rushing TD and 70+ receiving yards with at least one receiving TD in a single game, joining Florida's Percy Harvin.
- Recorded his second career 100+ rushing game after finishing with 117 against Cincinnati.
- Named to Freshman All-SEC Team in 2021.
- Finished freshman campaign with 578 rushing yards (5.2 ypr) and five touchdowns on the ground.
- Totaled the most rushing yards by an Arkansas freshman since Devwah Whaley in 2016 (602).
- First Hog frosh to run for 100+ yards at Ole Miss since Chase Hayden in 2017 vs. Florida A&M, and his 139-yard output is the highest of any Razorback this season.
- Part of a Razorback rushing attack that saw four ball carriers gain over 500 yards for the first time since 1975.
- 1 of 2 Arkansas freshmen running backs in 2021 to score both a rushing and receiving touchdown this season (AJ Green - 1 rushing, 1 receiving).
- Goes by the nickname "Rocket."
- Was brought in as an athlete that played wide receiver, running back and linebacker in high school, and settled on running back in college.

CAREER STATS

	GP/GS	RUSHING				TD	LNG	RECEIVING				TD	LNG
		ATT	YDS	AVG/G	LNG			REC	YDS	AVG	LNG		
2021	13/0	114	578	44.5	5	42		11	109	9.9	1	24	
2022	5/5	105	609	121.8	4	47		10	136	13.6	1	73	
TOTAL	18/5	219	1187	65.9	9	47		21	245	11.7	2	73	

GAME-BY-GAME STATS

	GP/GS	RUSHING				TD	LNG	RECEIVING				TD	LNG
		ATT	YDS	AVG	LNG			REC	YDS	AVG	LNG		
Cincinnati	1/1	20	117	5.8	0	37		3	12	4.0	0	10	
South Carolina	1/1	24	156	6.5	2	47		3	30	10.0	0	17	
Missouri State	1/1	22	167	7.6	1	43		2	75	37.5	1	73	
Texas A&M	1/1	17	68	4.0	0	0		0	0	0	0	0	
Alabama	1/1	22	101	4.6	1	26		2	19	9.5	0	16	

at Mississippi State

at BYU

at Auburn

Liberty

LSU

Ole Miss

at Missouri

SEASON HIGHS

Rushes	24 vs. South Carolina (9/10/22)
Rushing Yards	167 vs. Missouri State (9/17/22)
Rushing Touchdowns	2 vs. South Carolina (9/10/22)
Long Rush	47 vs. South Carolina (9/10/22)
100-Yard Games	4x, last vs. Alabama (10/1/22)
Receptions	3, 2x, last vs. South Carolina (9/10/22)
Receiving Yards	75 vs. Missouri State (9/17/22)
Receiving Touchdowns	1 vs. Missouri State (9/17/22)
Long Reception	73 vs. Missouri State (9/17/22)

CAREER HIGHS

Rushes	24 vs. South Carolina (9/10/22)
Rushing Yards	167 vs. Missouri State (9/17/22)
Rushing Touchdowns	2, 3x, last vs. South Carolina (9/10/22)
Long Rush	47 vs. South Carolina (9/10/22)
100-Yard Games	5x, last vs. Alabama (10/1/22)
Receptions	3, 4x, last vs. South Carolina (9/10/22)
Receiving Yards	75 vs. Missouri State (9/17/22)
Receiving Touchdowns	1, 2x, last vs. Missouri State (9/17/22)
Long Reception	73 vs. Missouri State (9/17/22)

GAME 6: MISSISSIPPI STATE



RASHOD DUBINION

6

Running Back | 5-10 | 211 | Freshman
Ellenwood, Ga. | Cedar Grove HS

QUICK HITS

- Recorded his first career collegiate touchdown against South Carolina on Sept. 10.
- Saw action vs. Cincinnati and South Carolina, recording 31 yards on 10 rushing attempts and one touchdown.
- Hauled in a 29-yard pass for his first collegiate reception against the Bearcats on Sept. 3.
- Enrolled early at Arkansas and participated in spring practices.
- Tabbed a four-star prospect by Rivals and a three-star prospect by 247Sports and ESPN.
- Chose Arkansas over Georgia, Baylor, Florida, Auburn, Ole Miss and others.

CAREER STATS

	RUSHING					RECEIVING				
	GP/GS	ATT	YDS	AVG/G	TD	LNG	REC	YDS	AVG	TD
2022	5/0	18	64	12.8	1	13	2	43	21.5	0
TOTAL	5/0	18	64	12.8	1	13	2	43	21.5	0

GAME-BY-GAME STATS

	RUSHING					RECEIVING				
	GP/GS	ATT	YDS	AVG	TD	LNG	REC	YDS	AVG	TD
Cincinnati	1/0	2	16	8.0	0	13	1	29	29.0	0
South Carolina	1/0	8	15	1.9	1	4	0	0	0.0	0
Missouri State	1/0	2	6	3.0	0	0	0	0	0.0	0
Texas A&M	1/0	2	17	8.5	0	14	0	0	0.0	0
Alabama	1/0	4	10	2.5	0	11	1	14	14.0	0

at Mississippi State

at BYU

at Auburn

Liberty

LSU

Ole Miss

at Missouri

SEASON HIGHS

Rushes	8 vs. South Carolina (9/10/22)
Rushing Yards	17 vs. Texas A&M (9/24/22)
Rushing Touchdowns	1 vs. South Carolina (9/10/22)
Long Rush	14 vs. Texas A&M (9/24/22)
100-Yard Games	
Receptions	1, 2x, last vs. Alabama (10/1/22)
Receiving Yards	29 vs. South Carolina (9/10/22)
Receiving Touchdowns	
Long Reception	29 vs. South Carolina (9/10/22)

CAREER HIGHS

Rushes	8 vs. South Carolina (9/10/22)
Rushing Yards	17 vs. Texas A&M (9/24/22)
Rushing Touchdowns	1 vs. South Carolina (9/10/22)
Long Rush	14 vs. Texas A&M (9/24/22)
100-Yard Games	
Receptions	1, 2x, last vs. Alabama (10/1/22)
Receiving Yards	29 vs. Cincinnati (9/3/22)
Receiving Touchdowns	
Long Reception	29 vs. Cincinnati (9/3/22)



LATAVIOUS BRINI

7

Defensive Back | 6-2 | 215 | Senior
Miami Gardens, Fla. | Mater Academy
Charter / Georgia

QUICK HITS

- Played in 13 games, starting in 11 at Georgia in 2021, finishing with 38 total stops and eight pass breakups, tied for second most for the national champions.
- Made a season-high five tackles on three occasions for the Bulldogs in 2021: vs. Auburn, Florida and Tennessee.
- Played in seven of 10 games for Georgia in 2020 with his most productive coming in the final two of the season. Started in the Peach Bowl win over Cincinnati and filed a career-best five tackles, including two for lost yardage, and a pass breakup.
- ESPN three-star prospect and #42 CB in the nation coming out of high school.
- Ranked No. 19 in the 247Sports Composite Rankings and listed as a Top 300 overall prospect coming out of high school.

CAREER STATS

	GP/GS	UA	A	TOT	TFL-YDS	SCK-YDS	FF	FR-YDS	INT-YDS	QBH	BRUP
2017	0/0	0	0	0	0.0-0	0.0-0	0	0-0	0	0	0
2018	5/0	1	0	1	0.0-0	0.0-0	0	0-0	0	0	0
2019	5/0	0	0	0	0.0-0	0.0-0	0	0-0	1	0	1
2020	7/1	9	2	11	3.0	0.0-0	0	0-0	0	0	1
2021	13/11	23	15	38	2.5	0.0-0	0	0-0	0	0	8
2022	5/2	7	12	19	0.0-0	0.0-0	1	0-0	0	0	0
TOTAL	35/14	40	29	69	5.5	0.0-0	1	0-0	1	0	10

GAME-BY-GAME STATS

	GP/GS	UA	A	TOT	TFL-YDS	SCK-YDS	FF	FR-YDS	INT-YDS	QBH	BRUP
Cincinnati	1/0	2	3	5	0.0-0	0-0	0	0-0	0-0	0	0
South Carolina	1/1	3	1	4	0.0-0	0-0	1	0-0	0-0	0	0
Missouri State	1/1	1	4	5	0.0-0	0-0	0	0-0	0-0	0	0
Texas A&M	1/0	1	3	4	0.0-0	0-0	0	0-0	0-0	0	0
Alabama	1/0	0	1	1	0.0-0	0-0	0	0-0	0-0	0	0

at Mississippi State

at BYU

at Auburn

Liberty

LSU

Ole Miss

at Missouri

SEASON HIGHS

Tackles	5, 2x, last vs. Missouri State (9/17/22)
Tackles For Loss	
Sacks	
QB Hurries	
Pass Breakups	
Forced Fumbles	1 vs. South Carolina (9/10/22)
Fumble Recoveries	
Interceptions	

CAREER HIGHS

Tackles	5, 5x, last vs. Missouri State (9/17/22)
Double Figure Tackle Games	
Tackles For Loss	2 vs. Cincinnati (2020)
Sacks	
QB Hurries	1, 10x, last vs. Cincinnati (2020)
Pass Breakups	1 vs. South Carolina (9/10/22)
Forced Fumbles	
Fumble Recoveries	
Interceptions	1 vs. Murray State (2019)

GAME 6: MISSISSIPPI STATE



TREY KNOX

7

Tight End | 6-5 | 245 | Senior
Murfreesboro, Tenn. | Blackman HS

QUICK HITS

- Hauled in a career high two TD receptions against Cincinnati. Knox entered the game with four career TD receptions (three as a freshman and one as a junior).
- Recorded six games with multiple receptions as a junior.
- Turned in a season high five receptions for 37 yards and a score against Ole Miss in 2021.
- Among SEC freshman in 2019, finished third in the league in receiving yards (385), receiving yards per game (35.0) and receptions per game (2.54).
- Made switch from wide receiver to tight end ahead of 2021 season.
- Loves country music - big Luke Bryan fan.

CAREER STATS

	GP/GS	RECEIVING				TD	LNG	RUSHING				TD	LNG
		REC	YDS	AVG	TD			ATT	YDS	AVG	TD		
2019	11/11	28	385	13.8	3		49	0	0	0.0	0	0	0
2020	10/6	7	70	10.0	0		12	0	0	0.0	0	0	0
2021	12/0	20	141	7.1	1		16	0	0	0.0	0	0	0
2022	5/5	12	154	12.8	2		36	0	0	0.0	0	0	0
TOTAL	38/22	67	750	11.2	6		49	0	0	0.0	0	0	0

GAME-BY-GAME STATS

	GP/GS	RECEIVING				TD	LNG	RUSHING				TD	LNG
		REC	YDS	AVG	TD			ATT	YDS	AVG	TD		
Cincinnati	1/1	6	75	12.5	2		32	0	0	0	0	0	0
South Carolina	1/1	1	5	5.0	0		5	0	0	0	0	0	0
Missouri State	1/1	3	30	10.0	0		21	0	0	0	0	0	0
Texas A&M	1/1	1	8	8.0	0		8	0	0	0	0	0	0
Alabama	1/1	1	36	36.0	0		36	0	0	0	0	0	0
at Mississippi State													
at BYU													
at Auburn													
Liberty													
LSU													
Ole Miss													
at Missouri													

SEASON HIGHS

Receptions 6 vs. Cincinnati (9/3/22)
 Receiving Yards 75 vs. Cincinnati (9/3/22)
 Receiving Touchdowns 2 vs. Cincinnati (9/3/22)
 Long Reception 36 vs. Alabama, (10/1/22)

CAREER HIGHS

Receptions 8 vs. San Jose State (9/21/19)
 Receiving Yards 90 vs. Colorado State (9/14/19)
 Receiving Touchdowns 2 vs. Cincinnati (9/3/22)
 Long Reception 36 vs. Alabama (10/1/22)



JAYDEN JOHNSON

8

Defensive Back | 6-2 | 204 | Sophomore
Cedartown, Ga. | Cedartown HS

QUICK HITS

- Tied career high in tackles with six against Texas A&M (9/24/22).
- Tallied a career high 1.5 TFL in win over Missouri State (9/17/22).
- Appeared in 11 games with three starts as a true freshman in 2021.
- Finished with 24 tackles with nine being solo and 15 being assisted stops. Also totaled two TFL as a freshman.
- Rated the No. 26 player in Georgia by 247Sports.

CAREER STATS

	GP/GS	UA	A	TOT	TFL-YDS	SCK-YDS	FF	FR-YDS	INT-YDS	QBH	BRUP
2021	11/3	9	15	24	0.0-0	0.0-0	0	0-0	0	0	0
2022	5/4	11	8	19	2.5-13	1.5-8	0	0-0	0	0	0
TOTAL	16/7	20	23	43	2.5-13	1.5-8	0	0-0	0	0	0

GAME-BY-GAME STATS

	GP/GS	UA	A	TOT	TFL-YDS	SCK-YDS	FF	FR-YDS	INT-YDS	QBH	BRUP
Cincinnati	1/0	1	1	2	0.0-0	0-0	0	0-0	0-0	0	0
South Carolina	1/1	3	0	3	1.0-6	1.0-6	0	0-0	0-0	0	0
Missouri State	1/1	2	3	5	1.5-7	0.5-2	0	0-0	0-0	0	0
Texas A&M	1/1	3	3	6	0.0-0	0-0	0	0-0	0-0	0	0
Alabama	1/1	2	1	3	0.0-0	0-0	0	0-0	0-0	0	0
at Mississippi State											
at BYU											
at Auburn											
Liberty											
LSU											
Ole Miss											
at Missouri											

SEASON HIGHS

Tackles 6 vs. Texas A&M (9/24/22)
 Tackles For Loss 1.5 vs. Missouri State (9/17/22)
 Sacks 1.0 vs. South Carolina (9/10/22)
 QB Hurries
 Pass Breakups
 Forced Fumbles
 Fumble Recoveries
 Interceptions

CAREER HIGHS

Tackles 6, 2x, last vs. Texas A&M (9/24/22)
 Double Figure Tackle Games
 Tackles For Loss 1.5 vs. Missouri State (9/17/22)
 Sacks 1.0 vs. South Carolina (9/10/22)
 QB Hurries
 Pass Breakups
 Forced Fumbles
 Fumble Recoveries
 Interceptions

GAME 6: MISSISSIPPI STATE



JADON HASELWOOD

9

Wide Receiver | 6-3 | 213 | R-Junior
Atlanta, Ga. | Cedar Grove HS / Oklahoma

QUICK HITS

- Tallied three or more passes in each of his first five games as a Razorbacks.
- Has at least one reception in 17 consecutive games dating back to the start of the 2021 season.
- Caught first TD as a Razorback against Cincinnati, hauling in a 19-yard reception from Jefferson in the third quarter.
- Played in all 12 games of the regular season as a junior at Oklahoma, catching a team-best 39 passes for 399 yards and a team-leading six touchdowns.
- Recorded multiple catches in 10 of 12 games in 2021.
- Pulled in a season-high six receptions on two occasions, including a three-touchdown performance against TCU on Oct. 16, 2021.
- Caught four passes for 47 yards in 2021 season-opener against Tulane.
- Recorded 51 yards on two receptions at Baylor on Nov. 13, 2021
- Played in 13 of 14 games as a freshman at OU, making 19 receptions for 272 yards and a touchdown.
- Five-star recruit by 247Sports, ESPN and Rivals.

CAREER STATS

	RECEIVING					RUSHING				
	GP/GS	REC	YDS	AVG	TD	LNG	ATT	YDS	AVG	TD
2019	13	19	272	14.3	1	49	3	14	4.7	0
2020	3	4	65	16.3	0	33	0	0	0.0	0
2021	12	39	399	10.2	6	50	0	0	0.0	0
2022	4/4	18	214	11.9	2	38	4	-2	-0.5	0
TOTAL	32/16	80	950	11.9	9	50	7	12	0.4	0

GAME-BY-GAME STATS

	RECEIVING					RUSHING				
	GP/GS	REC	YDS	AVG	TD	LNG	ATT	YDS	AVG	TD
Cincinnati	1/1	3	42	14.0	1	19	1	-2	-2.0	0
South Carolina	1/1	5	30	6.0	0	9	2	5	2.5	0
Missouri State	1/1	5	86	17.2	1	38	0	0	0.0	0
Texas A&M	1/1	5	56	11.2	0	16	1	-5	-5.0	0

Alabama

at Mississippi State

at BYU

at Auburn

Liberty

LSU

Ole Miss

at Missouri

SEASON HIGHS

Receptions	5, 3x, last vs. Texas A&M (9/24/22)
Receiving Yards	86 vs. Missouri State (9/17/22)
Receiving Touchdowns	1, 2x, last vs. Missouri State (9/17/22)
Long Reception	38 vs. Missouri State (9/17/22)
Rushes	2 vs. South Carolina (9/10/22)
Rushing Yards	5 vs. South Carolina (9/10/22)
Rushing Touchdowns	
Long Rush	3 vs. South Carolina (9/10/22)

CAREER HIGHS

Receptions	6 (3x), last vs. TCU (10/16/21)
Receiving Yards	86 vs. Missouri State (9/17/22)
Receiving Touchdowns	3 vs. TCU (10/16/21)
Long Reception	50 vs. Baylor (11/13/22)
Rushes	2 vs. South Carolina (9/10/22)
Rushing Yards	8 vs. West Virginia (10/19/19)
Rushing Touchdowns	
Long Rush	8 vs. West Virginia (10/19/19)



BUMPER POOL

10

Linebacker | 6-2 | 232 | R-Senior
Lucas, Texas | Lovejoy HS

QUICK HITS

- Logged his 19th career double-digit tackle game after finishing with 10 against Alabama.
- Led the Hogs in total tackles with 125 (45 solo), his second straight season with 100+ total tackles.
- Enters Alabama with 395 career tackles and is in sole possession of second on Arkansas' all-time tackles list.
- Named All-SEC by the coaches in both 2020 and 2021.
- Racked up 7.5 tackles for loss, tied for second most on the squad in 2021.
- Finished 10th in the nation in total tackles (125) and tallied 9.6 tackles per game, ranking second in the SEC and 15 nationally in 2021.
- Posted the most tackles in the SEC over the last two years (2020-21) and last three seasons (2019-21) with 335.
- Had totaled the second-most tackles among all FBS defenders since 2019, second to only Troy LB Carlton Martial (367).
- Posted a team-leading seven games with double-digit stops in 2021, which ranked third-most nationally.
- Father, sister, grandfather, two aunts and two cousins are all graduates of Arkansas.
- Sister, Maddie, is Arkansas' Assistant Director of On-Campus Recruiting.

CAREER STATS

	GP/GS	UA	A	TOT	TFL-YDS	SCK-YDS	FF	FR-YDS	INT-YDS	QBH	BRUP
2018	10/4	14	15	29	2.5-4	0.0-0	0	1-60	0-0	1	4
2019	12/12	38	56	94	6.5-12	0.5-3	0	0-0	0-0	1	5
2020	9/9	40	61	101	6.5-11	0.5-3	0	0-0	0-0	1	5
2021	13/1	45	80	125	7.5-13	0.0-0	0	0-0	0-0	2	2
2022	5/5	20	26	46	3.5-19	1.0-15	0	0-0	0-0	5	3
TOTAL	49/31	157	238	395	26-59	2.0-21	0	1-60	0-0	10	19

GAME-BY-GAME STATS

	GP/GS	UA	A	TOT	TFL-YDS	SCK-YDS	FF	FR-YDS	INT-YDS	QBH	BRUP
Cincinnati	1/1	4	9	13	1-2	0.0-0	0	0-0	0-0	0	0
South Carolina	1/1	3	4	7	1-15	1.0-15	0	0-0	0-0	1	1
Missouri State	1/1	2	7	9	0.0-0	0.0-0	0	0-0	0-0	2	1
Texas A&M	1/1	5	2	7	0.0-0	0.0-0	0	0-0	0-0	1	1
Alabama	1/1	6	4	10	1.5-2	0.0-0	0	0-0	0-0	1	0

at Mississippi State

at BYU

at Auburn

Liberty

LSU

Ole Miss

at Missouri

SEASON HIGHS

Tackles	13 vs. Cincinnati (9/3/22)
Tackles For Loss	1.5 vs. Alabama (10/1/22)
Double-Digit Tackle Games	2, last vs. Alabama (10/1/22)
Sacks	1.0 vs. South Carolina (9/10/22)
Interceptions	
Interception Return Yards	
QB Hurries	2 vs. Missouri State (9/17/22)
Pass Breakups	1, 3x, last vs. Texas A&M (9/24/22)
Forced Fumbles	
Fumble Recoveries	

CAREER HIGHS

Tackles	20 at Mississippi State (10/3/20)
Tackles For Loss	3.0 at Texas A&M (10/31/20)
Double-Digit Tackle Games	19x, last vs. Alabama (10/1/22)
Sacks	1.0 vs. South Carolina (9/10/22)
QB Hurries	2 vs. Missouri State 9/17/22
Interceptions	
Interception Return Yards	
Pass Breakups	2 at Mississippi State (10/3/20)
Forced Fumbles	1 at Colorado State (9/8/18)
Fumble Recoveries	1 vs. Eastern Illinois (9/1/18)

GAME 6: MISSISSIPPI STATE



JORDAN DOMINECK

14

Defensive Line | 6-3 | 251 | R-Sr.
Lakeland, Fla. | Jenkins HS / Georgia Tech

QUICK HITS

- Played in 12 games with eight starts at Georgia Tech in 2021, finishing with 36 tackles, 5.5 tackles for loss, 3.5 sacks, four quarterback hurries, three forced fumbles with a 70-yard fumble return.
- Father, James, played football at Bethel College (1987) before transferring to Florida for two seasons (1988-89).

CAREER STATS

	GP/GS	UA	A	TOT	TFL-YDS	SCK-YDS	FF	FR-YDS	INT-YDS	QBH	BRUP
2018	3/0	4	1	5	0.0-0	0.0-0	0	0-0	0-0	0	0
2019	7/3	12	13	25	3.5	1.5	0	0-0	0-0	0	0
2020	9/4	20	15	35	8.5	4.0	3	0	0	0	3
2021	12/8	18	20	38	5.5	3.5	3	0	0	0	1
2022	5/0	9	6	15	4.5-35	4.5-35	1	1-0	0	0	0
TOTAL	36/15	67	55	122	22.5	13	7	1-0	0	0	4

GAME-BY-GAME STATS

	GP/GS	UA	A	TOT	TFL-YDS	SCK-YDS	FF	FR-YDS	INT-YDS	QBH	BRUP
Cincinnati	1/0	1	1	2	1.0-10	1.0-10	1	1-0	0-0	0	0
South Carolina	1/0	1	0	1	1.0-10	1.0-10	0	0-0	0-0	0	0
Missouri State	1/0	4	3	7	2.5-15	2.5-15	0	0-0	0-0	0	0
Texas A&M	1/0	2	1	3	0	0	0	0-0	0-0	0	0
Alabama	1/0	1	1	2	0	0	0	0-0	0-0	0	0

at Mississippi State

at BYU

at Auburn

Liberty

LSU

Ole Miss

at Missouri

SEASON HIGHS

Tackles.....	7 vs. Missouri State (9/17/22)
Tackles For Loss.....	2.5 vs. Missouri State (9/17/22)
Sacks.....	2.5 vs. Missouri State (9/17/22)
Interceptions.....	
Interception Return Yards.....	
QB Hurries.....	
Pass Breakups.....	
Forced Fumbles.....	

CAREER HIGHS

Tackles.....	10 vs. NC State (11/21/19)
Tackles For Loss.....	3 vs. Kennesaw State (9/11/21)
Sacks.....	2.5 vs. Missouri State (9/17/22)
Interceptions.....	
Interception Return Yards.....	
QB Hurries.....	
Pass Breakups.....	
Forced Fumbles.....	



SIMEON BLAIR

15

Defensive Back | 5-10 | 208 | R-Senior
Pine Bluff, Ark. | Pine Bluff HS

QUICK HITS

- Tallied a career high 10 tackles in win over Missouri State on Sept. 17. Finished 2021 with 38 tackles, one tackle for loss, onw sack and four pass breakups.
- Recorded at least tackle in every game as a redshirt junior.
- Filed 10 games with multiple tackles in 2021.
- Recorded a season-high five tackles against Ole Miss (10/9/21).
- Tied season high in tackles with five in road win at LSU (11/13/21).
- Registered a career high six stops twice against Mississippi State and Texas A&M in 2020.

CAREER STATS

	GP/GS	UA	A	TOT	TFL-YDS	SCK-YDS	FF	FR-YDS	INT-YDS	QBH	BRUP
2019	11/0	1	0	1	0.0-0	0.0-0	0	0-0	0-0	0	0
2020	9/2	10	13	23	0.0-0	0.0-0	0	0-0	0-0	0	2
2021	13/7	23	15	38	1.0-4	1.0-4	0	0-0	0-0	0	4
2022	5/5	18	16	34	1.0-1	0.0-0	0	0-0	0-0	0	1
TOTAL	38/14	52	44	96	2.0-5	1.0-4	0	0-0	0-0	0	7

GAME-BY-GAME STATS

	GP/GS	UA	A	TOT	TFL-YDS	SCK-YDS	FF	FR-YDS	INT-YDS	QBH	BRUP
Cincinnati	1/1	3	4	7	1.0-1	0.0-0	0	0-0	0-0	0	0
South Carolina	1/1	2	3	5	0.0-0	0.0-0	0	0-0	0-0	0	0
Missouri State	1/1	9	1	10	0.0-0	0.0-0	0	0-0	0-0	0	1
Texas A&M	1/1	1	2	3	0.0-0	0.0-0	0	0-0	0-0	0	0
Alabama	1/1	3	6	9	0.0-0	0.0-0	0	0-0	0-0	0	0

at Mississippi State

at BYU

at Auburn

Liberty

LSU

Ole Miss

at Missouri

SEASON HIGHS

Tackles.....	10 vs. Missouri State (9/17/22)
Tackles For Loss.....	1.0 vs. Cincinnati (9/3/22)
Double-Digit Tackle Games.....	1 vs. Missouri State (9/17/22)
Sacks.....	
QB Hurries.....	
Pass Breakups.....	1 vs. Missouri State (9/17/22)
Forced Fumbles.....	
Fumble Recoveries.....	
Interceptions.....	

CAREER HIGHS

Tackles.....	10 vs. Missouri State (9/17/22)
Double Figure Tackle Games.....	1 vs. Missouri State (9/17/22)
Tackles For Loss.....	1.0 , 2x, last vs. Cincinnati (9/3/22)
Sacks.....	1.0 vs. Alabama (11/20/21)
QB Hurries.....	
Pass Breakups.....	1 (7x) last vs. Missouri State (9/17/22)
Forced Fumbles.....	
Fumble Recoveries.....	
Interceptions.....	

GAME 6: MISSISSIPPI STATE



HUDSON CLARK

17

Defensive Back | 6-2 | 182 | R-Junior
Dallas, Texas | Highland Park HS

QUICK HITS

- Played in 12 games with four starts in 2021, finishing with 22 tackles, one tackle for loss and one pass breakup.
- Recorded nine games with at least one tackle as a redshirt sophomore.
- Played in 12 games with four starts in 2021, finishing with 22 tackles, one tackle for loss and one pass breakup.
- Set a new career high in tackles with 10 against Missouri (12/5/20).
- Played in eight games and made seven starts at cornerback as a walk-on in 2020.
- Was the team's fifth-leading tackler as a freshman with 47 stops (32 solo).
- Turned in a career performance against Ole Miss (10/17/20), registering five tackles and three interceptions in the win. He tied the school record for second-most picks in a single-game and tied for third in the SEC record book. First freshman in Arkansas history to intercept three passes in the same game and first SEC freshman since Mississippi State's Darren Williams did in 2003 against Troy.

CAREER STATS

	GP/GS	UA	A	TOT	TFL-YDS	SCK-YDS	FF	FR-YDS	INT-YDS	QBH	BRUP
2020	8/7	32	15	47	1.0-1	0.0-0	0	0-0	3-18	0	3
2021	12/4	9	13	22	1.0-4	0.0-0	0	0-0	0-0	0	1
2022	5/2	6	3	9	1.0-3	0.0-0	1	1-5	0-0	0	4
Total	25/13	47	31	78	3.0-8	0.0-0	1	1-5	3-18	0	8

GAME-BY-GAME STATS

	GP/GS	UA	A	TOT	TFL-YDS	SCK-YDS	FF	FR-YDS	INT-YDS	QBH	BRUP
Cincinnati	1/1	2	1	3	0.0-0	0.0-0	1	0-0	0-0	0	1
South Carolina	1/1	2	1	3	0.0-0	0.0-0	0	1-5	0-0	0	1
Missouri State	1/0	0	0	0	0.0-0	0.0-0	0	0-0	0-0	0	1
Texas A&M	1/0	1	0	1	0.0-0	0.0-0	0	0-0	0-0	0	1
Alabama	1/0	1	1	2	1.0-3	0.0-0	0	0-0	0-0	0	0
at Mississippi State											
at BYU											
at Auburn											
Liberty											
LSU											
Ole Miss											
at Missouri											

SEASON HIGHS

Tackles 3, 2x, last vs. South Carolina (9/10/22)
Tackles For Loss 1.0 vs. Alabama (10/1/22)
Sacks
QB Hurries
Pass Breakups 1, 4x, last vs. Texas A&M (9/24/22)
Forced Fumbles 1 vs. Cincinnati (9/3/22)
Fumble Recoveries 1 vs. South Carolina (9/10/22)
Interceptions

CAREER HIGHS

Tackles 10 vs. Missouri (12/5/20)
Double Figure Tackle Games 1 vs. Missouri (12/5/20)
Tackles For Loss 1.0 (3x) last vs. Alabama (10/1/22)
Sacks
QB Hurries 1, 2x, last vs. South Carolina (9/10/22)
Pass Breakups 1, 8x, last vs. Texas A&M (9/24/22)
Forced Fumbles 1 vs. Cincinnati (9/3/22)
Fumble Recoveries 1 vs. South Carolina (9/10/22)
Interceptions 3 vs. Ole Miss (10/17/22)



ISAIAH NICHOLS

33

Defensive Line | 6-3 | 315 | R-Senior
Springdale, Ark. | Springdale HS

QUICK HITS

- Appeared in 13 games with four starts in 2021, finishing with 21 tackles (five solo), 3.5 tackles for loss, 1.5 sacks and one forced fumble.
- Coming off a season-best performance against Penn State in the Outback Bowl with four stops.
- Tallied a career-high six stops in 2020 season finale against Alabama (12/12/20).

CAREER STATS

	GP/GS	UA	A	TOT	TFL-YDS	SCK-YDS	FF	FR-YDS	INT-YDS	QBH	BRUP
2018	3/0	1	0	1	0.0-0	0.0-0	0	0-0	0-0	0	0
2019	12/0	7	10	17	1.0-3	0.5-1	0	0-0	0-0	0	0
2020	9/7	6	18	24	0.5-1	0.5-1	0	0-0	0-0	0	1
2021	13/4	5	17	22	3.5-12	1.5-10	1/0	0-0	0-0	0	0
2022	5/5	4	3	7	0.0-0	0.0-0	0	0-0	0-0	0	0
TOTAL	42/16	23	48	71	5.0-16	2.5-12	1/0	0-0	0-0	0	1

GAME-BY-GAME STATS

	GP/GS	UA	A	TOT	TFL-YDS	SCK-YDS	FF	FR-YDS	INT-YDS	QBH	BRUP
Cincinnati	1/1	0	0	0	0-0	0.0-0	0	0-0	0-0	0	0
South Carolina	1/1	3	0	3	0-0	0.0-0	0	0-0	0-0	0	0
Missouri State	1/1	1	1	2	0-0	0.0-0	0	0-0	0-0	0	0
Texas A&M	1/1	0	2	2	0-0	0.0-0	0	0-0	0-0	0	0
Alabama	1/1	0	0	0	0-0	0.0-0	0	0-0	0-0	0	0
at Mississippi State											
at BYU											
at Auburn											
Liberty											
LSU											
Ole Miss											
at Missouri											

SEASON HIGHS

Tackles 3 vs. South Carolina (9/10/22)
Tackles For Loss
Sacks
QB Hurries
Pass Breakups
Forced Fumbles
Fumble Recoveries
Interceptions

CAREER HIGHS

Tackles 6 vs. Alabama (12/12/20)
Double Figure Tackle Games
Tackles For Loss 0.5 (6x) last vs. Mississippi State (11/6/21)
Sacks 1.0 vs. Alabama (11/20/21)
QB Hurries
Pass Breakups 1 vs. Rice (9/4/21)
Forced Fumbles 1 vs. Rice (9/4/21)
Fumble Recoveries
Interceptions

GAME 6: MISSISSIPPI STATE



DREW SANDERS

42

Linebacker | 6-5 | 233 | Junior
Denton, Texas | Ryan HS / Alabama

QUICK HITS

- Leads the nation in sacks (6.5) and sacks per game (1.30).
- Named Walter Camp Defensive Player of the Week following his performance vs. South Carolina, totaling career highs in tackles (11), TFL (3.0-12), sacks (2.0) and forced fumbles (2).
- His 3.0 TFL vs. South Carolina were the most in a game by a Hog defender since B. Pool finished with 3.0 against Texas A&M in 2020.
- Totaled five tackles with three solo stops and one sack for a loss of six yards vs. Cincinnati in first start as a Hog.
- Played in 12 games with three starts at Alabama in 2021, totaling 24 tackles, including 2.5 for loss and one sack, to go along with four quarterback hurries and a pair of pass breakups.
- Tallied a career high six tackles at Miami (9/4/21).
- Recorded two stops, including half a tackle for loss, against Georgia (12/4/21) in the SEC Championship.
- Tabbed a composite five-star recruit by 247Sports.
- Rated as the No. 1 player in Texas by 247, the top-ranked athlete nationally and the No. 13 player nationally in the final Top 247.

CAREER STATS

	GP/GS	UA	A	TOT	TFL-YDS	SCK-YDS	FF	FR-YDS	INT-YDS	QBH	BRUP
2020*	12/0	4	5	9	0.0-0	0-0	0	0-0	0-0	0	0
2021*	12/3	12	12	24	2.5	1-7	0	0-0	0-0	4	2
2022	5/5	22	21	43	8.0-41	6.5-41	2	0-0	0-0	3	2
TOTAL	29/8	38	38	76	10.0-41	7.5-48	2	0-0	0-0	7	4

*at Alabama

GAME-BY-GAME STATS

	GP/GS	UA	A	TOT	TFL-YDS	SCK-YDS	FF	FR-YDS	INT-YDS	QBH	BRUP
Cincinnati	1/1	3	2	5	1.0-6	1.0-6	0	0-0	0-0	0	0
South Carolina	1/1	8	3	11	3.0-14	2.0-12	2	0-0	0-0	1	1
Missouri State	1/1	5	7	12	2.5-13	2.5-13	0	0-0	0-0	0	1
Texas A&M	1/1	0	4	4	0.5-4	0.5-4	0	0-0	0-0	1	0
Alabama	1/1	6	6	12	1.0-4	1.0-4	0	0-0	0-0	1	0

at Mississippi State

at BYU

at Auburn

Liberty

LSU

Ole Miss

at Missouri

SEASON HIGHS

Tackles	12 vs. Missouri State (9/17/22)
Tackles For Loss	3.0 vs. South Carolina (9/10/22)
Double-Digit Tackle Games	3, last vs. Alabama (10/1/22)
Sacks	2.5 vs. Missouri State (9/17/22)
Interceptions	
Interception Return Yards	
QB Hurries	1, 3x, last vs. Alabama (10/1/22)
Pass Breakups	1, 2x, last vs. Missouri State (9/17/22)
Forced Fumbles	2 vs. South Carolina (9/10/22)
Fumble Recoveries	

CAREER HIGHS

Tackles	12 vs. Missouri State (9/17/22)
Tackles For Loss	3.0 vs. South Carolina (9/10/22)
Double-Digit Tackle Games	3, last vs. Alabama (10/1/22)
Sacks	2.5 vs. Missouri State (9/17/22)
QB Hurries	2 vs. Ole Miss (10/2/21)
Interceptions	
Interception Return Yards	
Pass Breakups	2 vs. Mercer (9/11/21)
Forced Fumbles	2 vs. South Carolina (9/10/22)
Fumble Recoveries	



ZACH WILLIAMS

56

Defensive Line | 6-4 | 261 | Senior
Little Rock, Ark. | Joe T. Robinson HS

QUICK HITS

- Made a season high five tackles, including 1.5 tackles for loss, in win over UAPB (10/23/21).
- Totaled 17 of his 22 tackles in 2020 over the season's first three weeks.
- Four-star prospect rated the No. 15 weakside defensive end in the country by 247Sports.
- Son of former Arkansas linebacker Rickey Williams (1984-87)

CAREER STATS

	GP/GS	UA	A	TOT	TFL-YDS	SCK-YDS	FF	FR-YDS	INT-YDS	QBH	BRUP
2019	9/0	6	6	12	0.0-0	0.0-0	0	0-0	0-0	0	0
2020	9/4	9	13	22	1.5-9	1.0-8	0	0-0	0-0	1	0
2021	13/0	7	16	23	5.5-18	2.5-13	1	0-0	0-0	1	0
2022	5/5	4	9	13	4.0-27	3.0-25	0	0-0	0-0	4	0
TOTAL	36/9	26	44	70	11.0-54	6.5-46	1	0-0	0-0	6	0

GAME-BY-GAME STATS

	GP/GS	UA	A	TOT	TFL-YDS	SCK-YDS	FF	FR-YDS	INT-YDS	QBH	BRUP
Cincinnati	1/1	1	1	2	1.5-8	0.5-6	0	0-0	0-0	0	0
South Carolina	1/1	0	1	1	0.0-0	0.0-0	0	0-0	0-0	1	0
Missouri State	1/1	2	3	5	2.0-15	2.0-15	0	0-0	0-0	1	0
Texas A&M	1/1	0	1	1	0.5-4	0.5-4	0	0-0	0-0	1	0
Alabama	1/1	1	3	4	0.0-0	0.0-0	0	0-0	0-0	1	0

at Mississippi State

at BYU

at Auburn

Liberty

LSU

Ole Miss

at Missouri

SEASON HIGHS

Tackles	5 vs. Missouri State (9/17/22)
Tackles For Loss	2.0 vs. Missouri State (9/17/22)
Sacks	2.0 vs. Missouri State (9/17/22)
Interceptions	
Interception Return Yards	
QB Hurries	1, 4x, last vs. Alabama (10/1/22)
Pass Breakups	
Forced Fumbles	

CAREER HIGHS

Tackles	6 vs. Alabama (12/12/20)
Tackles For Loss	2.0 vs. Missouri State (9/17/22)
Sacks	2.0 vs. Missouri State (9/17/22)
Interceptions	
Interception Return Yards	
QB Hurries	1, 6x, last vs. Alabama (10/1/22)
Pass Breakups	
Forced Fumbles	1 vs. Texas (9/11/21)

GAME 1 ||| CINCINNATI

#23/22 Cincinnati (0-1) 24
 #19/23 Arkansas (1-0) 31

September 3, 2022 | Fayetteville, Ark.
 Donald W. Reynolds Razorback Stadium | Time: 2:30 p.m. | Attendance: 74,751
 TV: ESPN > Dave Flemming (PBP), Rod Gilmore (Analyst) & Tiffany Blackmon (Sideline)

SCORING SUMMARY

	1st	2nd	3rd	4th	Final
Cincinnati	0	0	17	7	24
Arkansas	7	7	10	7	31

QTR. TEAM SCORING PLAY

1st	ARK	Jefferson 15-yd rush (Little kick), 3-29 0:55
2nd	ARK	Knox 5-yd pass from Jefferson (Little kick) 7-70 0:57
3rd	CIN	Kiner 5-yd rush (Coe kick), 12-75 4:01
	ARK	Haselwood 19-yd pass from Jefferson (Little kick), 8-75 2:59
	CIN	Mardner 35-yd pass from Bryant (Coe kick), 3-71 1:02
	CIN	Coe 26-yd FG, 4-(-5) 1:54
	ARK	Little 32-yd FG, 11-61 3:16
4th	ARK	Knox 32-yd pass from Jefferson (Little kick), 2:49 0:26
	CIN	Taylor 15-yd pass from Bryant (Coe kick), 9-75 3:37

TEAM STATISTICS

	CINCINNATI	ARKANSAS
FIRST DOWNS	24	23
RUSHES-YARDS (NET)	113	224
PASSING YDS (NET)	325	223
Passes Att-Comp-Int	26-43-1	18-26-0
TOTAL OFFENSE PLAYS-YARDS	74-438	71-447
Fumble Returns-Yards	0-0	1-2
Punt Returns-Yards	2-37	1-16
Kickoff Returns-Yards	1-29	1-16
Interception Returns-Yards	0-0	1-51
Punts (Number-Avg)	4-46.2	6-38.5
Fumbles-Lost	2-1	3-1
Penalties-Yards	10-65	7-63
Possession Time	31:24	28:36
Third-Down Conversions	8-16	8-16
Fourth-Down Conversions	1-1	0-0
Red-Zone Scores-Chances	3-4	4-4
Sacks By: Number-Yards	2-19	3-28



TE TREY KNOX caught a team-best six passes for 75 yards to go along with a career-high two touchdowns in the season-opening win over No. 23 Cincinnati.

CINCINNATI

RUSHING	Att.	Gain	Lost	Net	TD	Long	Avg.
Corey Kiner	12	60	1	59	1	12	4.9
Charles McClelland	5	46	2	44	0	35	8.8
Evan Prater	1	8	0	8	0	8	8.0
Tre Tucker	1	8	0	8	0	8	8.0
Ryan Montgomery	4	9	2	7	0	5	1.8
Myles Montgomery	3	4	0	4	0	2	1.3
Ben Bryant	5	11	28	-17	0	6	-3.4
Totals:	31	146	33	113	1	35	3.6

PASSING	Comp.	Att.	Int	Yds	TDs	Long	Sack
Ben Bryant	26	43	1	325	2	35	3

RECEIVING	No.	Yds	YAC	TD	Long
Tyler Scott	5	77	18	0	30
Josh Whyte	5	38	18	0	17
Tre Tucker	4	66	45	0	25
Charles McClelland	4	42	25	0	30
Leonard Taylor	3	20	1	1	15
Will Pauling	3	19	11	0	12
Nick Mardner	1	35	0	1	35
Jadon Thompson	1	28	19	0	28
Totals:	26	325	137	2	35

PUNTING	No.	Yds	Avg.	Long	I20	TB
Mason Fletcher	4	185	46.2	54	2	0

FIELD GOALS	Made	Att.	Long	Kicks
Ryan Coe	1	3	26	25x,48x,26

ARKANSAS

RUSHING	Att.	Gain	Lost	Net	TD	Long	Avg.
Raheim Sanders	20	122	5	117	0	37	5.8
KJ Jefferson	18	87	25	62	1	16	3.4
AJ Green	3	18	0	18	0	6	6.0
Rashod Dubinion	2	16	0	16	0	13	8.0
Malik Hornsby	1	13	0	13	0	13	13.0
Jadon Haselwood	1	0	2	-2	0	0	-2.0
Totals:	45	256	32	224	1	37	5.0

PASSING	Comp.	Att.	Int	Yds	TDs	Long	Sack
KJ Jefferson	18	26	0	223	3	32	2

RECEIVING	No.	Yds	YAC	TD	Long
Trey Knox	6	75	46	2	32
Matt Landers	3	43	19	0	20
Jadon Haselwood	3	42	26	1	19
Raheim Sanders	3	12	18	0	10
Warren Thompson	2	22	7	0	12
Rashod Dubinion	1	29	33	0	29
Totals:	18	223	149	3	32

PUNTING	No.	Yds	Avg.	Long	I20	TB
Max Fletcher	6	231	38.5	50	1	1

FIELD GOALS	Made	Att.	Long	Kicks
Cam Little	1	1	32	32

GAME 2 ||| SOUTH CAROLINA

South Carolina (1-1, 0-1)..... 30
 #16/17 Arkansas (2-0, 1-0)..... 44

September 10, 2022 | Fayetteville, Ark.
 Donald W. Reynolds Razorback Stadium | Time: 11 a.m. | Attendance: 72,437
 TV: ESPN > Bob Wischusen (PBP), Dan Orlovsky (Analyst) & Kris Budden (Sideline)

SCORING SUMMARY

	1st	2nd	3rd	4th	Final
South Carolina	3	6	7	14	30
Arkansas	7	14	0	23	44

QTR. TEAM SCORING PLAY

1st	ARK	Sanders 1-yd rush (Little kick), 13-63 5:38
	SC	Jeter 28-yd FG, 6-65 3:10
2nd	ARK	Sanders 11-yd rush (Little kick), 12-75 4:04
	ARK	Dubinion 1-yd rush (Little kick), 12-61 4:53
	SC	Lloyd 7-yd rush (Jeter kick missed), 11-70 5:12
3rd	SC	Wells 62-yd pass from Rattler (Jeter kick), 8-88 2:55
4th	ARK	Jefferson 2-yd pass from Jefferson (Little kick), 5-41 1:57
	SC	McDowell 1-yd rush (Brown pass from Rattler), 3-76 1:14
	ARK	Green 1-yd rush (Little kick), 2-9 0:18
	SC	Bell 1-yd rush (Brooks pass from Rattler failed), 10-75 2:39
	ARK	Safety

TEAM STATISTICS

	SOUTH CAROLINA	ARKANSAS
FIRST DOWNS.....	22	28
RUSHES-YARDS (NET).....	40	295
PASSING YDS (NET).....	376	162
Passes Att-Comp-Int.....	24-39-1	18-21-0
TOTAL OFFENSE PLAYS-YARDS.....	68-416	86-457
Fumble Returns-Yards.....	0-0	1-(-5)
Punt Returns-Yards.....	0-0	1-13
Kickoff Returns-Yards.....	2-55	1-34
Interception Returns-Yards.....	0-0	1-0
Punts (Number-Avg).....	3-34.7	3-35.7
Fumbles-Lost.....	5-2	0-0
Penalties-Yards.....	5-41	10-122
Possession Time.....	25:22	34:38
Third-Down Conversions.....	3-10	9-16
Fourth-Down Conversions.....	1-2	2-3
Red-Zone Scores-Chances.....	4-5	5-6
Sacks By: Number-Yards.....	2-12	6-51



LB DREW SANDERS was all over the field in the win over South Carolina, making a career-high 11 tackles with two forced fumbles and 3.0 tackles for loss, including 2.0 sacks.

SOUTH CAROLINA

RUSHING	Att.	Gain	Lost	Net	TD	Long	Avg.
Juju McDowell	6	35	0	35	1	14	5.8
MarShawn Lloyd	7	23	0	23	1	7	3.3
Jaheim Bell	4	7	2	5	1	6	1.2
Spencer Rattler	12	28	51	-23	0	8	-1.9
Totals:	29	93	53	40	3	14	1.4

PASSING	Comp.	Att.	Int	Yds	TDs	Long	Sack
Spencer Rattler	24	39	1	376	1	64	6

RECEIVING	No.	Yds	YAC	TD	Long
Antwane Wells Jr.	8	189	103	1	64
MarShawn Lloyd	6	72	73	0	43
Austin Stogner	5	68	27	0	38
Jalen Brooks	2	29	22	0	18
Juju McDowell	2	0	0	0	5
Ahmarean Brown	1	18	0	0	18
Totals:	24	376	225	1	64

PUNTING	No.	Yds	Avg.	Long	I20	TB
Kai Kroeger	3	104	34.7	44	0	0

FIELD GOALS	Made	Att.	Long	Kicks
Mitch Jeter	1	1	28	28

ARKANSAS

RUSHING	Att.	Gain	Lost	Net	TD	Long	Avg.
Raheim Sanders	24	160	4	156	2	47	6.5
KJ Jefferson	19	79	12	67	1	11	3.5
AJ Green	9	43	0	43	1	14	4.8
Rashod Dubinion	8	15	0	15	1	4	1.9
Malik Hornsby	1	8	0	8	0	8	8.0
Matt Landers	1	6	0	6	0	6	6.0
Jadon Haselwood	2	5	0	5	0	3	2.5
TEAM	1	0	5	-5	0	0	-5.0
Totals:	65	316	21	295	5	47	4.5

PASSING	Comp.	Att.	Int	Yds	TDs	Long	Sack
KJ Jefferson	18	21	0	162	1	23	2

RECEIVING	No.	Yds	YAC	TD	Long
Jadon Haselwood	5	30	25	0	9
Matt Landers	4	45	5	0	16
Warren Thompson	3	36	4	1	23
Raheim Sanders	3	30	40	0	17
Malik Hornsby	1	9	13	0	9
Ketron Jackson Jr.	1	7	1	0	7
Trey Knox	1	5	7	0	5
Totals:	18	162	95	1	23

PUNTING	No.	Yds	Avg.	Long	I20	TB
Max Fletcher	3	107	35.7	40	2	0

FIELD GOALS	Made	Att.	Long	Kicks
Cam Little	0	1	50	50x

GAME 3 || MISSOURI STATE

Missouri State (2-1) 27
 #10/11 Arkansas (3-0, 1-0) 38

September 17, 2022 | Fayetteville, Ark.
 Donald W. Reynolds Razorback Stadium | Time: 6 p.m. | Attendance: 74,133
 TV: ESPN+ > Jay Alter (PBP), Brian Kinchen (Analyst) & Tera Talmadge (Sideline)

SCORING SUMMARY

	1st	2nd	3rd	4th	Final
Missouri State	7	10	7	3	27
Arkansas	0	14	3	21	38

QTR. TEAM SCORING PLAY

1st	MoSt	Wright 1-yd rush (Pizano kick), 12-64 4:30
2nd	MoSt	Pizano 28-yd FG, 7-69 2:11
	MoSt	Shelley 24-yd rush (Pizano kick), 4-45 1:32
	ARK	R. Sanders 3-yd rush (Little kick), 8-75 2:11
	ARK	Haselwood 38-yd pass from Jefferson (Little kick), 2-85 0:16
3rd	ARK	Little 27-yd FG, 14-84 4:28
	MoSt	Scott 47-yd pass from Shelley (Pizano kick), 5-75 2:08
4th	MoSt	Pizano 31-yd FG, 10-71 4:58
	ARK	R. Sanders 73-yd pass from Jefferson (Little kick), 2-75 0:26
	ARK	Stephens 82-yd punt return
	ARK	Jefferson 1-yd rush, 9-80 5:11

TEAM STATISTICS

	MISSOURI STATE	ARKANSAS
FIRST DOWNS	21	22
RUSHES-YARDS (NET)	52	212
PASSING YDS (NET)	357	385
Passes Att-Comp-Int.	24-43-0	19-31-0
TOTAL OFFENSE PLAYS-YARDS	75-409	67-597
Fumble Returns-Yards	0-0	0-0
Punt Returns-Yards	1-18	3-105
Kickoff Returns-Yards	0-0	1-34
Interception Returns-Yards	1-1	0-0
Punts (Number-Avg)	8-47.5	3-37.7
Fumbles-Lost	0-0	2-2
Penalties-Yards	8-63	6-58
Possession Time	35:51	24:09
Third-Down Conversions	7-18	5-13
Fourth-Down Conversions	1-1	1-2
Red-Zone Scores-Chances	3-3	3-4
Sacks By: Number-Yards	0-0	8-48



RB RAHEIM SANDERS put on a show in the comeback win over Missouri State, rushing for 167 yards and a score to go with 79 receiving yards and a TD.

MISSOURI STATE

RUSHING	Att.	Gain	Lost	Net	TD	Long	Avg.
Jacardia Wright	14	37	0	37	1	9	2.6
Jason Shelley	17	62	48	14	1	24	0.8
Celdon Manning	1	1	0	1	0	1	1.0
Totals:	32	100	48	52	2	24	1.6

PASSING	Comp.	Att.	Int	Yds	TDs	Long	Sack
Jason Shelley	24	43	0	357	1	47	8

RECEIVING	No.	Yds	YAC	TD	Long
Kevon Latulas	5	71	68	0	38
Jahod Booker	5	57	37	0	19
Jacardia Wright	4	37	41	0	19
Naveon Mitchell	3	66	45	0	45
Ty Scott	3	65	31	1	47
Lance Mason	2	33	29	0	20
Jordan Jones	1	19	3	0	19
Celdon Manning	1	9	14	0	9
D'Vontae Key	0	0	0	0	0
Totals:	24	357	268	1	47

PUNTING	No.	Yds	Avg.	Long	I20	TB
Grant Burkett	8	380	47.5	64	3	1

FIELD GOALS	Made	Att.	Long	Kicks
Jose Pizano	2	2	31	28,31

ARKANSAS

RUSHING	Att.	Gain	Lost	Net	TD	Long	Avg.
Raheim Sanders	22	171	4	167	1	43	7.6
KJ Jefferson	9	41	1	40	1	14	4.4
Rashod Dubinion	2	6	0	6	0	5	3.0
AJ Green	2	2	0	2	0	1	1.0
TEAM	1	0	3	-3	0	0	-3.0
Totals:	36	220	8	212	2	43	5.9

PASSING	Comp.	Att.	Int	Yds	TDs	Long	Sack
KJ Jefferson	19	31	1	385	2	73	0

RECEIVING	No.	Yds	YAC	TD	Long
Matt Landers	7	123	48	0	47
Jadon Haselwood	5	86	45	1	38
Trey Knox	3	30	9	0	21
Raheim Sanders	2	75	79	1	73
Ketron Jackson Jr.	1	64	25	0	64
Warren Thompson	1	7	0	0	7
Totals:	19	385	206	2	73

PUNTING	No.	Yds	Avg.	Long	I20	TB
Max Fletcher	3	113	37.7	47	1	0

FIELD GOALS	Made	Att.	Long	Kicks
Cam Little	1	1	27	27

GAME 4 ||| vs. TEXAS A&M

#10/10 Arkansas (3-1, 1-1) 21
 #23/20 Texas A&M (3-1, 1-0) 23

September 24, 2022 | Arlington, Texas
 AT&T Stadium | Time: 6 p.m. | Attendance: 63,580
 TV: ESPN > Joe Tessitore (PBP), Greg McElroy (Analyst) & Katie George (Sideline)

SCORING SUMMARY

	1st	2nd	3rd	4th	Final
Arkansas	14	0	0	7	21
Texas A&M	0	13	10	0	23

QTR. TEAM SCORING PLAY

1st	ARK	K. Jackson 32-yd pass from Jefferson (Little kick), 5-69 1:43
	ARK	Thompson 56-yd pass from Jefferson (Little kick), 7-78 2:07
2nd	TAMU	Stewart 10-yd pass from Johnson (Bond kick), 6-93, 3:23
	TAMU	Richardson 82-yd fumble return (Bond pass to Constantinou failed)
3rd	TAMU	Achane 9-yd rush (Bond kick), 6-70 3:19
	TAMU	Bond 31-yd FG, 12-47 6:09
4th	ARK	Jefferson 6-yd rush (Little kick), 13-74 4:49

TEAM STATISTICS

	ARKANSAS	TEXAS A&M
FIRST DOWNS	24	16
RUSHES-YARDS (NET)	54-244	34-192
PASSING YDS (NET)	171	151
Passes Att-Comp-Int.	12-19-0	11-21-0
TOTAL OFFENSE PLAYS-YARDS	73-415	55-343
Fumble Returns-Yards	0-0	1-97
Punt Returns-Yards	2-(-1)	0-0
Kickoff Returns-Yards	0-0	0-0
Interception Returns-Yards	0-0	0-0
Punts (Number-Avg)	6-36.3	5-43.6
Fumbles-Lost	5-1	3-0
Penalties-Yards	3-30	9-65
Possession Time	30:34	29:26
Third-Down Conversions	6-15	4-12
Fourth-Down Conversions	2-2	0-0
Red-Zone Scores-Chances	1-3	3-3
Sacks By: Number-Yards	3-21	2-12



LB BUMPER POOL moved into second all-time in tackles at Arkansas with seven stops against the Aggies, pushing his career total to 385 passing Ken Hamlin and Jerry Franklin.

ARKANSAS

RUSHING	Att.	Gain	Lost	Net	TD	Long	Avg.
KJ Jefferson	18	112	7	105	1	26	5.8
Raheim Sanders	17	70	2	68	0	12	4.0
AJ Green	9	40	4	36	0	9	4.0
Dominique Johnson	5	32	0	32	0	12	6.4
Rashod Dubinion	2	17	0	17	0	14	8.5
Malik Hornsby	1	0	0	0	0	0	0.0
Jadon Haselwood	1	0	5	-5	0	0	-5.0
TEAM	1	0	9	-9	0	0	-9.0
Totals:	54	271	27	244	1	26	4.5

PASSING	Comp.	Att.	Int	Yds	TDs	Long	Sack
KJ Jefferson	12	19	0	171	2	56	1

RECEIVING	No.	Yds	YAC	TD	Long
Jadon Haselwood	5	56	21	0	16
Warren Thompson	2	57	9	1	56
Ketron Jackson Jr.	1	32	35	1	32
Matt Landers	1	19	1	0	19
Trey Knox	1	8	3	0	8
Nathan Bax	1	0	4	0	0
Malik Hornsby	1	-1	6	0	0
Totals:	12	171	79	2	56

PUNTING	No.	Yds	Avg.	Long	I20	TB
Max Fletcher	6	218	36.3	47	2	0

FIELD GOALS	Made	Att.	Long	Kicks
Cam Little	0	1	-	42x

TEXAS A&M

RUSHING	Att.	Gain	Lost	Net	TD	Long	Avg.
Devon Achane	19	163	4	159	1	63	8.4
Max Johnson	13	62	23	39	0	18	3.0
TEAM	2	0	6	-6	0	0	-3.0
Totals:	34	225	33	192	1	63	5.6

PASSING	Comp.	Att.	Int	Yds	TDs	Long	Sack
Max Johnson	11	21	0	151	1	32	3

RECEIVING	No.	Yds	YAC	TD	Long
Donovan Green	3	50	19	0	26
Evan Stewart	3	36	4	1	18
Devon Achane	3	15	12	0	7
Ainias Smith	1	32	28	0	32
Yulkeith Brown	1	18	16	0	18
Totals:	11	151	79	1	32

PUNTING	No.	Yds	Avg.	Long	I20	TB
Nik Constantinou	5	218	43.6	47	1	0

FIELD GOALS	Made	Att.	Long	Kicks
Randy Bond	1	2	31	31,53x

GAME 5 || ALABAMA

#2/2 Alabama (5-0, 2-0) 49
 #20/19 Arkansas (3-2, 1-2) 26

October 1, 2022 | Fayetteville, Ark.
 Donald W. Reynolds Razorback Stadium | Time: 2:30 p.m. | Attendance: 75,579
 TV: CBS > Brad Nessler (PBP), Gary Danielson (Analyst) & Jenny Dell (Sideline)

SCORING SUMMARY

	1st	2nd	3rd	4th	Final
Alabama	14	14	0	21	49
Arkansas	0	7	16	3	26

QTR. TEAM SCORING PLAY

1st	ALA	Prentice 47-yd pass from Young (Reichard kick), 6-65 2:09
	ALA	Young 8-yd rush (Reichard kick), 7-80 3:05
2nd	ALA	Milroe 3-yd rush (Reichard kick), 3-17 0:45
	ALA	Earle 22-yd pass from Milroe (Reichard kick), 10-59 4:05
	ARK	K. Jackson 6-yd pass from Jefferson (Little kick), 9-75 2:30
3rd	ARK	Green 13-yd rush (Little kick), 7-78 2:49
	ARK	Little 22-yd FG, 12-50 6:04
	ARK	R. Sanders 3-yd rush (Jefferson rush failed), 1-3 0:06
4th	ALA	McClellan 3-yd rush (Reichard kick), 5-75 1:10
	ALA	Gibbs 72-yd rush (Reichard kick), 1-72 0:12
	ARK	Little 34-yd FG, 13-59 4:39
	ALA	Gibbs 76-yd rush (Reichard kick), 2-75 0:43

TEAM STATISTICS

	ALABAMA	ARKANSAS
FIRST DOWNS	17	27
RUSHES-YARDS (NET)	317	187
PASSING YDS (NET)	238	190
Passes Att-Comp-Int.	11-22-1	17-34-0
TOTAL OFFENSE PLAYS-YARDS	64-555	85-377
Fumble Returns-Yards	0-0	0-0
Punt Returns-Yards	3-77	1-13
Kickoff Returns-Yards	0-0	0-0
Interception Returns-Yards	0-0	1-(-3)
Punts (Number-Avg)	3-45.7	8-42.5
Fumbles-Lost	3-0	2-1
Penalties-Yards	10-101	6-31
Possession Time	26:38	33:22
Third-Down Conversions	9-14	9-14
Fourth-Down Conversions	0-1	0-1
Red-Zone Scores-Chances	4-5	5-6
Sacks By: Number-Yards	3-24	1-4



WR KETRIN JACKSON JR. caught a career-high four passes and a touchdown against Alabama, his second TD in as many weeks.

ALABAMA

RUSHING	Att.	Gain	Lost	Net	TD	Long	Avg.
Jahmyr Gibbs	18	207	1	206	2	76	11.4
Jalen Milroe	6	94	3	91	1	77	15.2
Roydell Williams	5	17	0	17	0	6	3.4
Trey Sanders	3	13	0	13	0	7	4.3
Jase McClellan	6	13	2	11	1	6	1.8
Bryce Young	2	8	4	4	1	8	2.0
TEAM	2	0	25	-25	0	0	-12.5
Totals:	42	352	35	317	5	77	7.5

PASSING	Comp.	Att.	Int	Yds	TDs	Long	Sack
Bryce Young	7	13	1	173	1	53	1
Jalen Milroe	4	9	0	65	1	23	0
Totals:	11	22	1	238	2	53	1

RECEIVING	No.	Yds	YAC	TD	Long
Kobe Prentice	3	92	48	1	47
Isaiah Bond	2	76	20	0	53
Jahmyr Gibbs	2	20	29	0	17
Traeshon Holden	2	14	1	0	9
JoJo Earle	1	22	25	1	22
Jermaine Burton	1	14	9	0	14
Totals:	11	238	132	2	53

PUNTING	No.	Yds	Avg.	Long	I20	TB
James Burnip	3	137	45.7	49	1	0

FIELD GOALS	Made	Att.	Long	Kicks
Will Reichard	0	1	-	53x

ARKANSAS

RUSHING	Att.	Gain	Lost	Net	TD	Long	Avg.
Raheim Sanders	22	107	6	101	1	26	4.6
KJ Jefferson	17	67	29	38	0	13	2.2
AJ Green	5	18	0	18	1	13	3.6
Dominique Johnson	2	11	0	11	0	6	5.5
Rashod Dubinion	4	15	5	10	0	11	2.5
Cade Fortin	1	9	0	9	0	9	9.0
Totals:	51	227	40	187	2	26	3.7

PASSING	Comp.	Att.	Int	Yds	TDs	Long	Sack
KJ Jefferson	13	24	0	155	1	36	3
Cade Fortin	4	10	0	35	0	16	0
Totals:	17	34	0	190	1	36	3

RECEIVING	No.	Yds	YAC	TD	Long
Jadon Haselwood	6	37	33	0	16
Ketrin Jackson Jr.	4	48	11	1	17
Matt Landers	2	31	5	0	20
Raheim Sanders	2	19	18	0	16
Trey Knox	1	36	25	0	36
Rashod Dubinion	1	14	16	0	14
Nathan Bax	1	5	2	0	5
Totals:	17	190	110	1	36

PUNTING	No.	Yds	Avg.	Long	I20	TB
Max Fletcher	8	340	42.5	51	1	0

FIELD GOALS	Made	Att.	Long	Kicks
Cam Little	2	2	34	22,34

TEAM STATISTICS

	ARK	OPP
Scoring	160	153
Points per game	32.0	30.6
Points Off Turnovers	14	19
First Downs	124	101
Rushing	72	33
Passing	45	56
Penalty	7	12
Rushing Yardage	1162	717
Yards gained rushing	1290	919
Yards lost rushing	128	202
Rushing attempts	251	168
Average per rush	4.6	4.3
Average per game	232.4	143.4
TDs Rushing	11	12
Passing Yardage	1131	1448
Comp-Att-Int	84-131-1	96-168-3
Average per pass	8.6	8.6
Average per catch	13.5	15.1
Average per game	226.2	289.6
TDs Passing	9	7
Total offense	2293	2165
Total plays	382	336
Average per play	6.0	6.4
Average per game	458.6	433.0
Kick returns: #-Yards	3-84	3-84
Punt returns: #-Yards	9-130	6-132
Int returns: #-Yards	3-48	1-1
Kick return average	28.0	28.0
Punt return average	14.4	22.0
Int return average	16.0	1.0
Fumbles-Lost	12-5	14-3
Penalties-Yards	32-303	42-335
Average per game	60.6	67.0
Punts-Yards	26-1009	23-1024
Average per punt	38.8	44.5
Net punt average	33.2	40.0
Kickoffs-Yards	29-1879	29-1800
Average per kick	64.8	62.1
Net kick average	39.5	38.8
Time of possession / game	30:27	29:44
3rd-down conversion	33/77	31/70
3rd-down pct	43%	44%
4rd-down conversion	5/8	3/6
4rd-down pct	63%	50%
Sacks by-Yards	21-152	9-67
Misc Yards	0	0
Touchdowns scored	21	20
Field goals - attempts	4-6	5-9
On-Side kicks	0-0	0-0
Red-zone scores	(18-23) 78%	(17-20) 85%
Red-zone touchdowns	(14-23) 61%	(12-20) 60%
PAT-attempts	(20-20) 100%	(16-17) 94%
2-point conversion-attempts	(0-1) 0%	(1-3) 33%
Attendance	296900	0
Games / Avg per game	4/74225	0/0
Neutral site games	-	1/63580

Score by Periods

Team	1st	2nd	3rd	4th	OT	TOT
Arkansas	28	42	29	61	0	160
Opponents	24	43	41	45	0	153

ARKANSAS GAME-BY-GAME STATISTICS

Date	Opponent	Rushing				Receiving				Passing				Kick Returns				Punt Returns				tot off
		no.	yds	td	lg	no.	yds	td	lg	cmp-att-int	yds	td	lg	no.	yds	td	lg	no.	yds	td	lg	
09/03/2022	Cincinnati	45	224	1	37	18	223	3	32	18-26-0	223	3	32	1	16	0	16	1	3	0	3	447
09/10/2022	South Carolina	65	295	5	47	18	162	1	23	18-21-0	162	1	23	1	34	0	34	2	10	0	13	457
09/17/2022	Missouri St.	36	212	2	43	19	385	2	73	19-31-1	385	2	73	1	34	0	34	3	105	1	82	597
09/24/2022	vs Texas A&M	54	244	1	26	12	171	2	56	12-19-0	171	2	56	0	0	0	0	2	-1	0	0	415
10/01/2022	Alabama	51	187	2	26	17	190	1	36	17-34-0	190	1	36	0	0	0	0	1	13	0	13	377
Arkansas		251	1162	11	47	84	1131	9	73	84-131-1	1131	9	73	3	84	0	34	9	130	1	82	2293
Opponents		168	717	12	77	96	1448	7	64	96-168-3	1448	7	64	3	84	0	31	6	132	0	45	2165

Arkansas Averages

Games	Avg/ rush	Avg/ catch	Pass effc	KR avg	PR avg	All purpose avg/game	Total offense avg/game
5	4.6	13.5	157.8	28.0	14.4	511.0	458.6

Date	Opponent	ua	Tackles			Sacks no-yds	Fumble		Pass Defense			blkd kick	PAT attempts			off		
			a	total	tfl-yds		ff	fr-yds	int-yds	qbh	brup		kick	rush	rcv	saf	t/o	pts
09/03/2022	Cincinnati	36	38	74	8.0-35	3-28	2	1-2	1-51	4	2	0	4-4	0	0	0	7	31
09/10/2022	South Carolina	36	24	60	8.0-57	6-51	5	2--5	1-0	6	3	0	6-6	0	0	1	7	44
09/17/2022	Missouri St.	34	38	72	9.0-53	8-48	0	0-0	0-0	5	5	0	5-5	0	0	0	0	38
09/24/2022	vs Texas A&M	25	24	49	5.0-27	3-21	1	0-0	0-0	4	3	0	3-3	0	0	0	0	21
10/01/2022	Alabama	26	34	60	4.0-10	1-4	1	0-0	1--3	3	2	0	2-2	0	0	0	0	26
Arkansas		157	158	315	34.0-182	21-152	9	3--3	3-48	22	15	0	20-20	0	0	1	14	160
Opponents		192	236	428	29.0-113	9-67	5	5-15	1-1	3	13	0	16-17	0	1	0	19	153

Date	Opponent	no.	yds	Punting							Field Goals			Kickoffs				
				avg	long	blkd	tb	fc	50+	i20	md-att	long	blkd	no.	yds	avg	tb	ob
09/03/2022	Cincinnati	6	231	38.5	50	0	1	1	1	1	1-1	32	0	6	390	65.0	5	0
09/10/2022	South Carolina	3	107	35.7	40	0	0	2	0	2	0-1	0	0	7	449	64.1	5	0
09/17/2022	Missouri St.	3	113	37.7	47	0	0	2	0	1	1-1	27	0	7	455	65.0	6	0
09/24/2022	vs Texas A&M	6	218	36.3	47	0	0	2	0	2	0-1	0	0	4	260	65.0	4	0
10/01/2022	Alabama	8	340	42.5	51	0	0	2	2	1	2-2	34	0	5	325	65.0	5	0
Arkansas		26	1009	38.8	51	0	1	9	3	7	4-6	34	0	29	1879	64.8	25	0
Opponents		23	1024	44.5	64	0	1	9	6	7	5-9	31	0	29	1800	62.1	22	0

OPPONENT GAME-BY-GAME STATISTICS

Date	Opponent	Rushing				Receiving				Passing				Kick Returns				Punt Returns				tot		
		no.	yds	td	lg	no.	yds	td	lg	cmp	att	int	yds	td	lg	no.	yds	td	lg	no.	yds	td	lg	off
09/03/2022	Cincinnati	31	113	1	35	26	325	2	35	26	43	1	325	2	35	1	29	0	29	2	37	0	30	438
09/10/2022	South Carolina	29	40	3	14	24	377	1	64	24	39	1	377	1	64	2	55	0	31	0	0	0	0	417
09/17/2022	Missouri St.	32	52	2	24	24	357	1	47	24	43	0	357	1	47	0	0	0	0	1	18	0	18	409
09/24/2022	vs Texas A&M	34	195	1	63	11	151	1	32	11	21	0	151	1	32	0	0	0	0	0	0	0	0	346
10/01/2022	Alabama	42	317	5	77	11	238	2	53	11	22	1	238	2	53	0	0	0	0	3	77	0	45	555
Opponents		168	717	12	77	96	1448	7	64	96	168	3	1448	7	64	3	84	0	31	6	132	0	45	2165
Arkansas		251	1162	11	47	84	1131	9	73	84	131	1	1131	9	73	3	84	0	34	9	130	1	82	2293

Opponents Averages

Games	Avg/ rush	Avg/ catch	Pass effc	KR avg	PR avg	All purpose avg/game	Total offense avg/game
5	4.3	15.1	139.7	28.0	22.0	476.4	433.0

Date	Opponent	Tackles				Sacks	Fumble		Pass Defense			blkd	PAT attempts			off		
		ua	a	total	tfl-yds	no-yds	ff	fr-yds	int-yds	qbh	brup	kick	kick	rush	rcv	saf	t/o	pts
09/03/2022	Cincinnati	43	30	73	9.0-29	2-19	1	1-0	0-0	0	2	0	3-3	0	0	0	3	24
09/10/2022	South Carolina	41	66	107	4.0-16	2-12	0	0-0	0-0	1	2	0	1-2	0	1	0	0	30
09/17/2022	Missouri St.	27	48	75	2.0-5	0-0	2	2-0	1-1	2	0	0	3-3	0	0	0	10	27
09/24/2022	vs Texas A&M	41	40	81	5.0-19	2-12	1	1-15	0-0	0	4	0	2-2	0	0	0	6	23
10/01/2022	Alabama	40	52	92	9.0-44	3-24	1	1-0	0-0	0	5	0	7-7	0	0	0	0	49
Opponents		192	236	428	29.0-113	9-67	5	5-15	1-1	3	13	0	16-17	0	1	0	19	153
Arkansas		157	158	315	34.0-182	21-152	9	3--3	3-48	22	15	0	20-20	0	0	1	14	160

		Punting										Field Goals			Kickoffs				
Date	Opponent	no.	yds	avg	long	blkd	tb	fc	50+	i20	md-att	long	blkd	no.	yds	avg	tb	ob	
09/03/2022	Cincinnati	4	185	46.3	54	0	0	2	2	2	1-3	26	0	5	325	65.0	4	0	
09/10/2022	South Carolina	3	104	34.7	44	0	0	0	0	0	1-1	28	0	5	264	52.8	3	0	
09/17/2022	Missouri St.	8	380	47.5	64	0	1	3	4	3	2-2	31	0	6	371	61.8	3	0	
09/24/2022	vs Texas A&M	5	218	43.6	47	0	0	2	0	1	1-2	31	0	5	325	65.0	5	0	
10/01/2022	Alabama	3	137	45.7	49	0	0	2	0	1	0-1	0	0	8	515	64.4	7	0	
Opponents		23	1024	44.5	64	0	1	9	6	7	5-9	31	0	29	1800	62.1	22	0	
Arkansas		26	1009	38.8	51	0	1	9	3	7	4-6	34	0	29	1879	64.8	25	0	

TEAM COMPARISON GAME-BY-GAME STATISTICS

Opponent	Score	First Downs				Rushing Number-Yards	Passing		Total Offense Plays-Yards	Return Yards	Turn- Overs
		Total	Rush	Pass	Pen		Comp-Att.-Int	Yards			
Cincinnati	31-24	23 / 24	11 / 7	11 / 15	1 / 2	45-224 / 31-113	18-26-0 / 26-43-1	223 / 325	71-447 / 74-438	72 / 66	1 / 2
South Carolina	44-30	28 / 23	20 / 5	7 / 13	1 / 5	65-295 / 29-40	18-21-0 / 24-39-1	162 / 377	86-457 / 68-417	39 / 55	0 / 3
Missouri St.	38-27	22 / 21	10 / 5	11 / 14	1 / 2	36-212 / 32-52	19-31-1 / 24-43-0	385 / 357	67-597 / 75-409	139 / 19	3 / 0
Texas A&M	21-23	24 / 16	17 / 7	7 / 7	0 / 2	54-244 / 34-195	12-19-0 / 11-21-0	171 / 151	73-415 / 55-346	-1 / 15	1 / 0
Alabama	26-49	27 / 17	14 / 9	9 / 7	4 / 1	51-187 / 42-317	17-34-0 / 11-22-1	190 / 238	85-377 / 64-555	10 / 77	1 / 1
Totals	160-153	124 / 101	72 / 33	45 / 56	7 / 12	251-1162 / 168-717	84-131-1 / 96-168-3	1131 / 1448	382-2293 / 336-2165	259 / 232	6 / 6

Opponents	3rd Down Conversion	4th Down Conversion	Time of Possession	TOP Margin	Avg Yds/Rush	Avg Yds/Pass	Avg Yds/Play	Punting Number-Avg	Penalties Number-Yards	Sacks
Cincinnati	8-16 / 8-16	0-0 / 1-1	28:36 / 31:24	-02:48	5.0 / 3.6	8.6 / 7.6	6.3 / 5.9	6-38.5 / 4-46.3	7-63.0 / 10-65.0	3 / 2
South Carolina	9-16 / 3-10	2-3 / 1-2	34:38 / 25:22	09:16	4.5 / 1.4	7.7 / 9.7	5.3 / 6.1	3-35.7 / 3-34.7	10-121.0 / 5-41.0	6 / 2
Missouri St.	5-13 / 7-18	1-2 / 1-1	24:09 / 35:51	-11:42	5.9 / 1.6	12.4 / 8.3	8.9 / 5.5	3-37.7 / 8-47.5	6-58.0 / 8-63.0	8 / 0
Texas A&M	6-15 / 4-12	2-2 / 0-0	31:30 / 29:26	02:04	4.5 / 5.7	9.0 / 7.2	5.7 / 6.3	6-36.3 / 5-43.6	3-30.0 / 9-65.0	3 / 2
Alabama	5-17 / 9-14	0-1 / 0-2	33:22 / 26:38	06:44	3.7 / 7.5	5.6 / 10.8	4.4 / 8.7	8-42.5 / 3-45.7	6-31.0 / 10-101.0	1 / 3
Totals	33-77 / 31-70	5-8 / 3-6	152:15 / 148:41	03:34	4.6 / 4.3	8.6 / 8.6	6.0 / 6.4	26-38.8 / 23-44.5	32-303.0 / 42-335.0	21 / 9

Note: Game totals are displayed in the format TEAM/OPPONENT for each category

ARKANSAS INDIVIDUAL STATISTICS

Rushing

Player	gp	att	gain	loss	net	avg	td	lg	avg/g
Raheim Sanders	5	105	630	21	609	5.8	4	47	121.8
K.J. Jefferson	5	81	386	74	312	3.9	4	26	62.4
AJ Green	5	28	121	4	117	4.2	2	14	23.4
Rashod Dubinion	5	18	69	5	64	3.6	1	14	12.8
Dominique Johnson	2	7	43	0	43	6.1	0	12	21.5
Jadon Haselwood	5	4	5	7	-2	-0.5	0	3	-0.4
Malik Hornsby	3	3	21	0	21	7.0	0	13	7.0
Cade Fortin	1	1	9	0	9	9.0	0	9	9.0
Matt Landers	5	1	6	0	6	6.0	0	6	1.2
Team	5	3	0	17	-17	-5.7	0	0	-3.4
Total	5	251	1290	128	1162	4.6	11	47	232.4
Opponents	5	168	919	202	717	4.3	12	77	143.4

Passing

Player	gp	effic	comp-att-int	pct	yds	td	lg	avg/g
K.J. Jefferson	5	165.1	80-121-1	66.1	1096	9	73	219.2
Cade Fortin	1	69.4	4-10-0	40.0	35	0	16	35.0
Total	5	157.8	84-131-1	64.1	1131	9	73	226.2
Opponents	5	139.7	96-168-3	57.1	1448	7	64	289.6

Receiving

Player	gp	no.	yds	avg	td	lg	avg/g
Jadon Haselwood	5	24	251	10.5	2	38	50.2
Matt Landers	5	17	261	15.4	0	47	52.2
Trey Knox	5	12	154	12.8	2	36	30.8
Raheim Sanders	5	10	136	13.6	1	73	27.2
Warren Thompson	4	8	122	15.3	2	56	30.5
Ketron Jackson Jr.	5	7	151	21.6	2	64	30.2
Malik Hornsby	3	2	8	4.0	0	9	2.7
Nathan Bax	5	2	5	2.5	0	5	1.0
Rashod Dubinion	5	2	43	21.5	0	29	8.6
Total	5	84	1131	13.5	9	73	226.2
Opponents	5	96	1448	15.1	7	64	289.6

ARKANSAS INDIVIDUAL STATISTICS

Scoring

			PAT						
Player	td	fg	kick	rush	rcv	pass	dxp	saf	pts
Cam Little	-	4-6	20-20	-	-	-	-	-	32
Raheim Sanders	5	-	-	-	-	-	-	-	30
K.J. Jefferson	4	-	-	-	-	-	-	-	24
Trey Knox	2	-	-	-	-	-	-	-	12
Warren Thompson	2	-	-	-	-	-	-	-	12
Jadon Haselwood	2	-	-	-	-	-	-	-	12
AJ Green	2	-	-	-	-	-	-	-	12
Ketron Jackson Jr.	2	-	-	-	-	-	-	-	12
Bryce Stephens	1	-	-	-	-	-	-	-	6
Rashod Dubinion	1	-	-	-	-	-	-	-	6
Total	21	4-6	20-20	0	0	0	0	1	160
Opponents	20	5-9	16-17	0	1	1	0	0	153

Field Goals

Player	fg	pct.	01-19	20-29	30-39	40-49	50-99	lg	blk
Cam Little	4-6	66.7	0-0	2-2	2-2	0-1	0-1	34	0
Opponents	5-9	55.6	0-0	3-4	2-2	0-1	0-2	31	0

FG Sequence

Team Name	Arkansas	Opponents
Cincinnati	(32)	25,48,(26)
South Carolina	50	(28)
Missouri St.	(27)	(28),(31)
Texas A&M	42	(31),53
Alabama	(22),(34)	53

Total Offense

Player	g	plays	rush	pass	total	avg/g
K.J. Jefferson	5	202	312	1096	1408	281.6
Raheim Sanders	5	105	609	0	609	121.8
AJ Green	5	28	117	0	117	23.4
Rashod Dubinion	5	18	64	0	64	12.8
Cade Fortin	1	11	9	35	44	44.0
Dominique Johnson	2	7	43	0	43	21.5
Malik Hornsby	3	3	21	0	21	7.0
Matt Landers	5	1	6	0	6	1.2
Jadon Haselwood	5	4	-2	0	-2	-0.4
Team	5	0	-17	0	-17	-3.4
Total	5	382	1162	1131	2293	458.6
Opponents	5	336	717	1448	2165	433.0

Punting

Player	no.	yds	avg	lg	tb	fc	i20	50+	blk
Max Fletcher	26	1009	38.8	51	1	9	7	3	0
Total	26	1009	38.8	51	1	9	7	3	0
Opponents	23	1024	44.5	64	1	9	7	6	0

Kickoffs

Player	no.	yds	avg	tb	ob	retn	net	ydln
Jake Bates	29	1879	64.8	25	0			
Total	29	1879	64.8	25	0	3	39.5	25
Opponents	29	1800	62.1	22	0	3	38.8	26

GAME-BY-GAME OFFENSIVE LINE SNAPS

Player	Total	CIN	SC	MSU	A&M	ALA	MSU	BYU	AUB	LIB	LSU	OM	MIZ
Luke Jones	390	73	88	67	73	89							
Brady Latham	390	73	88	67	73	89							
Ricky Stromberg	390	73	88	67	73	89							
Beaux Limmer	390	73	88	67	73	89							
Dalton Wagner	381	73	79	67	73	89							
Ty'Kieast Crawford	9	0	9	0	0	0							

ARKANSAS INDIVIDUAL STATISTICS

All Purpose

Player	g	rush	rcv	pr	kr	ir	total	avg/g
Raheim Sanders	5	609	136	0	0	0	745	149.0
K.J. Jefferson	5	312	0	0	0	0	312	62.4
Matt Landers	5	6	261	0	0	0	267	53.4
Jadon Haselwood	5	-2	251	0	0	0	249	49.8
AJ Green	5	117	0	0	50	0	167	33.4
Trey Knox	5	0	154	0	0	0	154	30.8
Ketron Jackson Jr.	5	0	151	0	0	0	151	30.2
Bryce Stephens	5	0	0	130	0	0	130	26.0
Warren Thompson	4	0	122	0	0	0	122	30.5
Rashod Dubinion	5	64	43	0	0	0	107	21.4
Dwight McGlothern	5	0	0	0	0	48	48	9.6
Dominique Johnson	2	43	0	0	0	0	43	21.5
Bumper Pool	5	0	0	0	34	0	34	6.8
Malik Hornsby	3	21	8	0	0	0	29	9.7
Cade Fortin	1	9	0	0	0	0	9	9.0
Nathan Bax	5	0	5	0	0	0	5	1.0
Team	5	-17	0	0	0	0	-17	-3.4
Total	5	1162	1131	130	84	48	2555	511.0
Opponents	5	717	1448	132	84	1	2382	476.4

Punt Returns

Player	no.	yds	avg	td	lg
Bryce Stephens	9	130	14.4	1	82
Total	9	130	14.4	1	82
Opponents	6	132	22.0	0	45

Interceptions

Player	no.	yds	avg	td	lg
Dwight McGlothern	3	48	16.0	0	51
Total	3	48	16.0	0	51
Opponents	1	1	1.0	0	1

Kick Returns

Player	no.	yds	avg	td	lg
AJ Green	2	50	25.0	0	34
Bumper Pool	1	34	34.0	0	34
Total	3	84	28.0	0	34
Opponents	3	84	28.0	0	31

Fumble Returns

Player	no.	yds	avg	td	lg
Hudson Clark	1	-5	-5.0	0	0
Jordan Domineck	1	2	2.0	0	2
Chris Paul Jr.	1	0	0.0	0	0
Total	3	-3	-1.0	0	2
Opponents	5	15	3.0	1	15

ARKANSAS DEFENSIVE STATISTICS

##	Player	gp	Tackles				Sacks	Pass defense			Fumbles	blkd		
			ua	a	tot	tfl/yds	no-yds	int-yds	brup	qbh	fr-yds	ff	kick	saf
10	Bumper Pool	5	20	26	46	3.5-19	1-15	.	3	5
42	Drew Sanders	5	22	21	43	7.5-38	6.5-36	.	2	3	.	2	.	.
15	Simeon Blair	5	18	16	34	1-1	.	.	1
8	Jayden Johnson	5	11	8	19	2.5-13	1.5-8	.	.	3	.	1	.	.
7	Latavious Brini	5	7	12	19	1	.	1	.	.
14	Jordan Domineck	5	9	6	15	4.5-35	4.5-35	.	.	.	1-2	1	.	.
27	Chris Paul Jr.	5	7	8	15	2-12	1-8	.	.	.	1-0	1	.	.
40	Landon Jackson	5	7	7	14	2.5-22	2.5-22	.	.	1	.	1	.	.
56	Zach Williams	5	4	9	13	4-27	3-25	.	.	4
3	Dwight McGlothorn	5	10	2	12	.	.	3-48	3
99	Terry Hampton	5	3	8	11	1.5-2
19	Khari Johnson	5	5	5	10	.	.	.	1
2	Myles Slusher	3	8	2	10	2-5	.	.	1	1
17	Hudson Clark	5	6	3	9	1-3	.	.	4	.	1--5	2	.	.
1	Jalen Catalon	1	5	3	8	1
5	Cameron Ball	5	1	6	7
50	Eric Gregory	5	2	5	7	2-5	1-3	.	.	2
33	Isaiah Nichols	5	4	3	7
4	Malik Chavis	5	1	2	3
45	Jackson Woodard	5	1	1	2
58	Jashaud Stewart	2	.	2	2	1
11	LaDarrius Bishop	2	1	1	2
37	Eric Thomas Jr.	5	.	2	2
36	Jordan Crook	5	2	.	2
48	Eli Stein	5	1	.	1
11	Sam Mbake	4	1	.	1
31	Max Fletcher	5	1	.	1
	Totals	5	157	158	315	34-182	21-152	3-48	15	22	3--3	9	0	1
	Opponents	5	192	236	428	29-113	9-67	1-1	13	3	5-15	5	0	0

ARKANSAS INDIVIDUAL GAME HIGHS

RUSHES	24	Raheim Sanders vs South Carolina (09/10/2022)
YARDS RUSHING	167	Raheim Sanders vs Missouri St. (09/17/2022)
TD RUSHES	2	Raheim Sanders vs South Carolina (09/10/2022)
LONG RUSH	47	Raheim Sanders vs South Carolina (09/10/2022)
PASS ATTEMPTS	31	K.J. Jefferson vs Missouri St. (09/17/2022)
PASS COMPLETIONS	19	K.J. Jefferson vs Missouri St. (09/17/2022)
YARDS PASSING	385	K.J. Jefferson vs Missouri St. (09/17/2022)
TD PASSES	3	K.J. Jefferson vs Cincinnati (09/03/2022)
LONG PASS	73	K.J. Jefferson vs Missouri St. (09/17/2022)
RECEPTIONS	7	Matt Landers vs Missouri St. (09/17/2022)
YARDS RECEIVING	123	Matt Landers vs Missouri St. (09/17/2022)
TD RECEPTIONS	2	Trey Knox vs Cincinnati (09/03/2022)
LONG RECEPTION	73	Raheim Sanders vs Missouri St. (09/17/2022)
PUNTS	8	Max Fletcher vs Alabama (10/01/2022)
PUNTING AVG	42.5	Max Fletcher vs Alabama (10/01/2022)
LONG PUNT	51	Max Fletcher vs Alabama (10/01/2022)
PUNTS INSIDE 20	2	Max Fletcher vs Texas A&M (N) (09/24/2022)
	2	Max Fletcher vs South Carolina (09/10/2022)
LONG PUNT RETURN	82	Bryce Stephens vs Missouri St. (09/17/2022)
LONG KICKOFF RETURN	34	AJ Green vs Missouri St. (09/17/2022)
	34	Bumper Pool vs South Carolina (09/10/2022)
TACKLES	13	Bumper Pool vs Cincinnati (09/03/2022)
SACKS	2.5	Jordan Domineck vs Missouri St. (09/17/2022)
TACKLES FOR LOSS	3	Drew Sanders vs South Carolina (09/10/2022)

ARKANSAS TEAM GAME HIGHS

RUSHES	65	South Carolina (09/10/2022)
YARDS RUSHING	295	South Carolina (09/10/2022)
YARDS PER RUSH	5.9	Missouri St. (09/17/2022)
TD RUSHES	5	South Carolina (09/10/2022)
PASS ATTEMPTS	34	Alabama (10/01/2022)
PASS COMPLETIONS	19	Missouri St. (09/17/2022)
YARDS PASSING	385	Missouri St. (09/17/2022)
YARDS PER PASS	12.4	Missouri St. (09/17/2022)
TD PASSES	3	Cincinnati (09/03/2022)
TOTAL PLAYS	86	South Carolina (09/10/2022)
TOTAL OFFENSE	597	Missouri St. (09/17/2022)
YARDS PER PLAY	8.9	Missouri St. (09/17/2022)
POINTS	44	South Carolina (09/10/2022)
SACKS BY	8	Missouri St. (09/17/2022)
FIRST DOWNS	28	South Carolina (09/10/2022)
PENALTIES	10	South Carolina (09/10/2022)
PENALTY YARDS	121	South Carolina (09/10/2022)
TURNOVERS	3	Missouri St. (09/17/2022)
PUNTS	8	Alabama (10/01/2022)
PUNTING AVG	42.5	Alabama (10/01/2022)
LONG PUNT	51	Alabama (10/01/2022)
PUNTS INSIDE 20	2	vs Texas A&M (N) (09/24/2022)
	2	South Carolina (09/10/2022)
LONG PUNT RETURN	82	Missouri St. (09/17/2022)

OPPONENT INDIVIDUAL GAME HIGHS

RUSHES	19	Devon Achane vs Texas A&M (N) (09/24/2022)
YARDS RUSHING	206	Jahmyr Gibbs vs Alabama (10/01/2022)
TD RUSHES	2	Jahmyr Gibbs vs Alabama (10/01/2022)
LONG RUSH	77	Jalen Milroe vs Alabama (10/01/2022)
PASS ATTEMPTS	43	Jason Shelley vs Missouri St. (09/17/2022)
	43	Ben Bryant vs Cincinnati (09/03/2022)
PASS COMPLETIONS	26	Ben Bryant vs Cincinnati (09/03/2022)
YARDS PASSING	377	Spencer Rattler vs South Carolina (09/10/2022)
TD PASSES	2	Ben Bryant vs Cincinnati (09/03/2022)
LONG PASS	64	Spencer Rattler vs South Carolina (09/10/2022)
RECEPTIONS	8	Antwane Wells Jr. vs South Carolina (09/10/2022)
YARDS RECEIVING	189	Antwane Wells Jr. vs South Carolina (09/10/2022)
TD RECEPTIONS	1	Kobe Prentice vs Alabama (10/01/2022)
	1	Jojo Earle vs Alabama (10/01/2022)
	1	Evan Stewart vs Texas A&M (N) (09/24/2022)
	1	Ty Scott vs Missouri St. (09/17/2022)
	1	Antwane Wells Jr. vs South Carolina (09/10/2022)
	1	Leonard Taylor vs Cincinnati (09/03/2022)
	1	Nick Mardner vs Cincinnati (09/03/2022)
LONG RECEPTION	64	Antwane Wells Jr. vs South Carolina (09/10/2022)
FIELD GOALS	2	Jose Pizano vs Missouri St. (09/17/2022)
LONG FIELD GOALS	31	Randy Bond vs Texas A&M (N) (09/24/2022)
	31	Jose Pizano vs Missouri St. (09/17/2022)
PUNTS	8	Grant Burkett vs Missouri St. (09/17/2022)
PUNTING AVG	47.5	Grant Burkett vs Missouri St. (09/17/2022)
LONG PUNT	64	Grant Burkett vs Missouri St. (09/17/2022)
PUNTS INSIDE 20	3	Grant Burkett vs Missouri St. (09/17/2022)
LONG PUNT RETURN	45	Kool-Aid McKinstry vs Alabama (10/01/2022)
LONG KICKOFF RETURN	31	Xavier Legette vs South Carolina (09/10/2022)
TACKLES	13	Antonio Johnson vs Texas A&M (N) (09/24/2022)
SACKS	1	Jaheim Oatis vs Alabama (10/01/2022)
	1	Jaylen Moody vs Alabama (10/01/2022)
	1	Shemar Stewart vs Texas A&M (N) (09/24/2022)
	1	Chris Russell Jr. vs Texas A&M (N) (09/24/2022)
	1	Jordan Strachan vs South Carolina (09/10/2022)
	1	Jordan Burch vs South Carolina (09/10/2022)
	1	Jaquan Sheppard vs Cincinnati (09/03/2022)
	1	Ivan Pace Jr. vs Cincinnati (09/03/2022)
TACKLES FOR LOSS	3.5	Ivan Pace Jr. vs Cincinnati (09/03/2022)
INTERCEPTIONS	1	Tahj Chambers vs Missouri St. (09/17/2022)

OPPONENT TEAM GAME HIGHS

RUSHES	42	Alabama (10/01/2022)
YARDS RUSHING	317	Alabama (10/01/2022)
YARDS PER RUSH	7.5	Alabama (10/01/2022)
TD RUSHES	5	Alabama (10/01/2022)
PASS ATTEMPTS	43	Missouri St. (09/17/2022)
	43	Cincinnati (09/03/2022)
PASS COMPLETIONS	26	Cincinnati (09/03/2022)
YARDS PASSING	377	South Carolina (09/10/2022)
YARDS PER PASS	10.8	Alabama (10/01/2022)
TD PASSES	2	Alabama (10/01/2022)
	2	Cincinnati (09/03/2022)
TOTAL PLAYS	75	Missouri St. (09/17/2022)
TOTAL OFFENSE	555	Alabama (10/01/2022)
YARDS PER PLAY	8.7	Alabama (10/01/2022)
POINTS	49	Alabama (10/01/2022)
SACKS BY	3	Alabama (10/01/2022)
FIRST DOWNS	24	Cincinnati (09/03/2022)
PENALTIES	10	Alabama (10/01/2022)
	10	Cincinnati (09/03/2022)
PENALTY YARDS	101	Alabama (10/01/2022)
TURNOVERS	3	South Carolina (09/10/2022)
PUNTS	8	Missouri St. (09/17/2022)
PUNTING AVG	47.5	Missouri St. (09/17/2022)
LONG PUNT	64	Missouri St. (09/17/2022)
PUNTS INSIDE 20	3	Missouri St. (09/17/2022)
LONG PUNT RETURN	45	Alabama (10/01/2022)

ARKANSAS 3RD-DOWN CONVERSIONS

Date	Opponent	Score	Overall	1st Qtr	2nd Qtr	3rd Qtr	4th Qtr	Overtime
09/03/2022	Cincinnati	W 31-24	8-16 50.0	0-2 0.0	4-7 57.1	2-3 66.7	2-4 50.0	0-0 0.0
09/10/2022	South Carolina	W 44-30	9-16 56.3	3-4 75.0	1-3 33.3	3-5 60.0	2-4 50.0	0-0 0.0
09/17/2022	Missouri St.	W 38-27	5-13 38.5	0-2 0.0	2-4 50.0	2-6 33.3	1-1 100.0	0-0 0.0
09/24/2022	vs Texas A&M	L 21-23	6-15 40.0	2-4 50.0	2-5 40.0	0-2 0.0	2-4 50.0	0-0 0.0
10/01/2022	Alabama	L 26-49	5-17 29.4	0-3 0.0	1-3 33.3	3-5 60.0	1-6 16.7	0-0 0.0
Arkansas			33-77 42.9	5-15 33.3	10-22 45.5	10-21 47.6	8-19 42.1	0-0 0.0
Opponents			31-70 44.3	10-20 50.0	6-18 33.3	8-16 50.0	7-16 43.8	0-0 0.0

ARKANSAS 4TH-DOWN CONVERSIONS

Date	Opponent	Score	Overall	1st Qtr	2nd Qtr	3rd Qtr	4th Qtr	Overtime
09/03/2022	Cincinnati	W 31-24	0-0 0.0	0-0 0.0	0-0 0.0	0-0 0.0	0-0 0.0	0-0 0.0
09/10/2022	South Carolina	W 44-30	2-3 66.7	1-1 100.0	1-1 100.0	0-1 0.0	0-0 0.0	0-0 0.0
09/17/2022	Missouri St.	W 38-27	1-2 50.0	1-1 100.0	0-1 0.0	0-0 0.0	0-0 0.0	0-0 0.0
09/24/2022	vs Texas A&M	L 21-23	2-2 100.0	0-0 0.0	1-1 100.0	0-0 0.0	1-1 100.0	0-0 0.0
10/01/2022	Alabama	L 26-49	0-1 0.0	0-0 0.0	0-0 0.0	0-0 0.0	0-1 0.0	0-0 0.0
Arkansas			5-8 62.5	2-2 100.0	2-3 66.7	0-1 0.0	1-2 50.0	0-0 0.0
Opponents			3-6 50.0	0-0 0.0	2-3 66.7	1-2 50.0	0-1 0.0	0-0 0.0

ARKANSAS TIME OF POSSESSION

Date	Opponent	Score	Overall	1st Qtr	2nd Qtr	3rd Qtr	4th Qtr	Overtime
09/03/2022	Cincinnati	W 31-24	28:36	04:19	08:36	06:27	09:14	00:00
09/10/2022	South Carolina	W 44-30	34:38	05:38	11:03	05:11	12:46	00:00
09/17/2022	Missouri St.	W 38-27	24:09	03:40	06:08	08:10	06:11	00:00
09/24/2022	vs Texas A&M	L 21-23	31:30	07:30	10:51	03:20	09:49	00:00
10/01/2022	Alabama	L 26-49	33:22	06:46	06:38	10:28	09:30	00:00
Arkansas			Total 152:15	27:53	43:16	33:36	47:30	00:00
			Avg. 30:27	05:35	08:39	06:43	09:30	00:00
Opponents			Total 148:41	41:51	37:56	30:11	38:43	00:00
			Avg. 29:44	08:22	07:35	06:02	07:45	00:00

ARKANSAS PASSING GAME-BY-GAME STATISTICS

#1 K.J. Jefferson	Comp	Att	Int	Pct	Yards	TD	Long	Sacked	Effic.
Cincinnati	18	26	0	69.2	223	3	32	2-19	179.4
South Carolina	18	21	0	85.7	162	1	23	2-12	166.2
Missouri St.	19	31	1	61.3	385	2	73	0-0	180.5
Texas A&M	12	19	0	63.2	171	2	56	1-7	173.5
Alabama	13	24	0	54.2	155	1	36	3-24	122.2
Totals	80	121	1	66.1	1096	9	73	8-62	165.1

#10 Cade Fortin	Comp	Att	Int	Pct	Yards	TD	Long	Sacked	Effic.
Alabama	4	10	0	40.0	35	0	16	0-0	69.4
Totals	4	10	0	40.0	35	0	16	0-0	69.4

ARKANSAS RUSHING/RECEIVING GAME-BY-GAME STATISTICS

Rushing

Player	No-Yds/TD	UC	USC	MOST	TA&M	Bama
Raheim Sanders	105-609/4	20-117/0	24-156/2	22-167/1	17-68/0	22-101/1
K.J. Jefferson	81-312/4	18-62/1	19-67/1	9-40/1	18-105/1	17-38/0
AJ Green	28-117/2	3-18/0	9-43/1	2-2/0	9-36/0	5-18/1
Rashod Dubinion	18-64/1	2-16/0	8-15/1	2-6/0	2-17/0	4-10/0
Dominique Johnson	7-43/0	DNP	DNP	DNP	5-32/0	2-11/0
Jadon Haselwood	4--2/0	1--2/0	2-5/0	-	1--5/0	-
Malik Hornsby	3-21/0	1-13/0	1-8/0	DNP	1-0/0	DNP
Cade Fortin	1-9/0	DNP	DNP	DNP	DNP	1-9/0
Matt Landers	1-6/0	-	1-6/0	-	-	-

Receiving

Player	No-Yds/TD	UC	USC	MOST	TA&M	Bama
Jadon Haselwood	24-251/2	3-42/1	5-30/0	5-86/1	5-56/0	6-37/0
Matt Landers	17-261/0	3-43/0	4-45/0	7-123/0	1-19/0	2-31/0
Trey Knox	12-154/2	6-75/2	1-5/0	3-30/0	1-8/0	1-36/0
Raheim Sanders	10-136/1	3-12/0	3-30/0	2-75/1	-	2-19/0
Warren Thompson	8-122/2	2-22/0	3-36/1	1-7/0	2-57/1	DNP
Ketron Jackson Jr.	7-151/2	-	1-7/0	1-64/0	1-32/1	4-48/1
Rashod Dubinion	2-43/0	1-29/0	-	-	-	1-14/0
Malik Hornsby	2-8/0	-	1-9/0	DNP	1--1/0	DNP
Nathan Bax	2-5/0	-	-	-	1-0/0	1-5/0

ARKANSAS RETURNS GAME-BY-GAME STATISTICS

Punt Returns

Player	No-Yds	UC	USC	MOST	TA&M	Bama
Bryce Stephens	9-130	1-3	2-10	3-105	2--1	1-13

Kick Returns

Player	No-Yds	UC	USC	MOST	TA&M	Bama
AJ Green	2-50	1-16	-	1-34	-	-
Bumper Pool	1-34	-	1-34	-	-	-

Interceptions Returns

Player	No-Yds	UC	USC	MOST	TA&M	Bama
Dwight McGlothern	3-48	1-51	1-0	-	-	1--3

Fumble Returns

Player	No-Yds	UC	USC	MOST	TA&M	Bama
Jordan Domineck	1-2	1-2	-	-	-	-
Chris Paul Jr.	1-0	-	1-0	-	-	-
Hudson Clark	1--5	-	1--5	-	-	-

ARKANSAS TACKLES FOR LOSS GAME-BY-GAME STATISTICS

Player	UA-A	Total	UC	USC	MOST	TA&M	Bama
Drew Sanders	7-1	7.5	1.0-6	3.0-14	2.0-10	0.5-4	1.0-4
Jordan Domineck	4-1	4.5	1.0-10	1.0-10	2.5-15	-	-
Zach Williams	3-2	4.0	1.5-8	-	2.0-15	0.5-4	-
Bumper Pool	3-1	3.5	1.0-2	1.0-15	-	-	1.5-2
Jayden Johnson	2-1	2.5	-	1.0-6	1.5-7	-	-
Landon Jackson	1-3	2.5	0.5-6	-	1.0-6	1.0-10	-
Myles Slusher	2-0	2.0	1.0-1	DNP	DNP	1.0-4	-
Chris Paul Jr.	2-0	2.0	-	2.0-12	-	-	-
Eric Gregory	2-0	2.0	-	-	-	2.0-5	-
Terry Hampton	1-1	1.5	1.0-1	-	-	-	0.5-1
Simeon Blair	1-0	1.0	1.0-1	-	-	-	-
Hudson Clark	1-0	1.0	-	-	-	-	1.0-3

ARKANSAS SACKS GAME-BY-GAME STATISTICS

Player	UA-A	Total	UC	USC	MOST	TA&M	Bama
Drew Sanders	6-1	6.5	1-6	2-12	2-10	0.5-4	1-4
Jordan Domineck	4-1	4.5	1-10	1-10	2.5-15	-	-
Zach Williams	2-2	3	0.5-6	-	2-15	0.5-4	-
Landon Jackson	1-3	2.5	0.5-6	-	1-6	1-10	-
Jayden Johnson	1-1	1.5	-	1-6	0.5-2	-	-
Bumper Pool	1-0	1	-	1-15	-	-	-
Chris Paul Jr.	1-0	1	-	1-8	-	-	-
Eric Gregory	1-0	1	-	-	-	1-3	-

ARKANSAS TOTAL TACKLES GAME-BY-GAME STATISTICS

Player	S-A	Total	UC	USC	MOST	TA&M	Bama
Bumper Pool	20-26	46	4-9	3-4	2-7	5-2	6-4
Drew Sanders	22-21	43	3-2	8-3	5-6	0-4	6-6
Simeon Blair	18-16	34	3-4	2-3	9-1	1-2	3-6
Jayden Johnson	11-8	19	1-1	3-0	2-3	3-3	2-1
Latavious Brini	7-12	19	2-3	3-1	1-4	1-3	0-1
Jordan Domineck	9-6	15	1-1	1-0	4-3	2-1	1-1
Chris Paul Jr.	7-8	15	1-4	5-0	1-1	0-1	0-2
Landon Jackson	7-7	14	2-3	-	2-2	2-1	1-1
Zach Williams	4-9	13	1-1	0-1	2-3	0-1	1-3
Dwight McGlothorn	10-2	12	3-1	3-1	1-0	2-0	1-0
Terry Hampton	3-8	11	2-1	0-2	0-2	1-0	0-3
Myles Slusher	8-2	10	3-0	DNP	DNP	4-2	1-0
Khari Johnson	5-5	10	-	1-2	1-3	1-0	2-0
Hudson Clark	6-3	9	2-1	2-1	-	1-0	1-1
Jalen Catalon	5-3	8	5-3	DNP	DNP	DNP	DNP
Isaiah Nichols	4-3	7	-	3-0	1-1	0-2	-
Eric Gregory	2-5	7	-	0-1	-	2-1	0-3
Cameron Ball	1-6	7	1-1	0-2	0-2	-	0-1
Malik Chavis	1-2	3	-	-	1-0	0-1	0-1
Jordan Crook	2-0	2	-	2-0	-	-	-
LaDarrius Bishop	1-1	2	1-0	0-1	DNP	DNP	DNP
Jackson Woodward	1-1	2	0-1	-	-	-	1-0
Eric Thomas Jr.	0-2	2	0-1	0-1	-	-	-
Jashaud Stewart	0-2	2	0-1	0-1	DNP	DNP	DNP
Sam Mbake	1-0	1	DNP	-	1-0	-	-
Max Fletcher	1-0	1	-	-	1-0	-	-
Eli Stein	1-0	1	1-0	-	-	-	-

ARKANSAS FUMBLES GAME-BY-GAME STATISTICS

Fumbles

Player	No-Lost	UC	USC	MOST	TA&M	Bama
K.J. Jefferson	4-3	2-1	-	1-1	1-1	-
Raheim Sanders	1-1	-	-	1-1	-	-
Rashod Dubinion	1-1	-	-	-	-	1-1
Jadon Haselwood	1-0	1-0	-	-	-	-
Bryce Stephens	1-0	-	-	-	1-0	-

Fumbles Forced

Player	Number	UC	USC	MOST	TA&M	Bama
Drew Sanders	2	-	2	-	-	-
Hudson Clark	2	1	-	-	-	1
Latavious Brini	1	-	1	-	-	-
Jayden Johnson	1	-	1	-	-	-
Jordan Domineck	1	1	-	-	-	-
Chris Paul Jr.	1	-	1	-	-	-
Landon Jackson	1	-	-	-	1	-

Fumbles Recovered

Player	Number	UC	USC	MOST	TA&M	Bama
Jordan Domineck	1	1	-	-	-	-
Hudson Clark	1	-	1	-	-	-
Chris Paul Jr.	1	-	1	-	-	-

WEEKLY MEDIA SCHEDULE: MISSISSIPPI STATE

2 SUN	3 MON	4 TUES	5 WED	6 THURS	7 FRI	8 SAT
No media availability	Noon Presser: Coach Pittman 4:45 p.m. Practice Viewing	4 p.m. Practice Viewing 6:15 p.m. Zoom: Student-Athletes	10:40 a.m. SEC Teleconference 2 p.m. Zoom: Coach Pittman	No media availability	No media availability	Gameday Mississippi State Kickoff - 11 a.m. TV - SEC Network Postgame Presser Coach Pittman & Student-Athletes

ARKANSAS COMMUNICATIONS



KYLE PARKINSON

Associate AD/Communications

Cell(479) 387-4753

Email.....kparkin@uark.edu

Twitter.....@TheOtherKP



OLIVER GRIGG

Assistant Director/Communications

Cell(479) 502-6577

Email.....ogrigg@uark.edu

Twitter.....@Oliver_Grigg



GRACE TAFOLLA

Assistant Director/Communications

Cell(479) 684-9591

Email.....gtafolla@uark.edu

Twitter.....@GraceTafolla

Office: (479) 575-2751

Fax: (479) 575-7481

Fayetteville Press Box: (479) 575-6622

Little Rock Press Box: (501) 663-0514

GAME CREDENTIAL REQUESTS

All requests for media and/or photo credentials must be made online at SportsSystems.com/Arkansas. Requests should be made at least 10 days in advance. Credentials must be requested and will be granted on a game-by-game basis only. No multi-game or full season credentials will be issued.

Credentials will not be mailed. They may be picked up beginning three hours prior to kickoff at the media will call station at the base of the elevator at both Donald W. Reynolds Razorback Stadium in Fayetteville and War Memorial Stadium in Little Rock. Photo identification is required when picking up credentials.

ARKANSAS FTP SITE

An FTP site is available for members of the media. For more information concerning the FTP site, contact Michelle Glover (mlglover@uark.edu).

COLLEGEPRESSBOX.COM

CollegePressBox.com is the official media website for SEC football. Access and download weekly game notes, quotes, statistics, media guides, headshots, logos, flip cards and more for each of the SEC's members. Login information will be distributed to accredited media or you can apply for a password by sending an email to password@collegepressbox.com.

SEC WEEKLY TELECONFERENCE

In conjunction with the Southeastern Conference, head coach Sam Pittman will participate each week in the league's teleconference of football coaches. The teleconferences will be conducted every Wednesday from Aug. 31 to Nov. 16 from 10 a.m. CT to 12:30 p.m. CT. Accredited media members only may access the broadcast-quality teleconference. Callers may participate in the question-and-answer session with an individual coach or all SEC coaches. For more information and the teleconference number, contact the SEC Media Relations Office at (205) 458-3000.

10:00 a.m.	Brian Kelly, LSU
10:10 a.m.	Kirby Smart, Georgia
10:20 a.m.	Billy Napier, Florida
10:30 a.m.	OPEN
10:40 a.m.	Sam Pittman, Arkansas
10:50 a.m.	Josh Heupel, Tennessee
11:00 a.m.	Nick Saban, Alabama
11:10 a.m.	Shane Beamer, South Carolina
11:20 a.m.	Elijah Drinkwitz, Missouri
11:30 a.m.	Jimbo Fisher, Texas A&M
11:40 a.m.	Mark Stoops, Kentucky
11:50 a.m.	Mike Leach, Mississippi State
12:00 p.m.	Lane Kiffin, Ole Miss
12:10 p.m.	Bryan Harsin, Auburn
12:20 p.m.	Clark Lea, Vanderbilt

SAM PITTMAN LIVE

"Sam Pittman Live," Coach Pittman's weekly radio show presented by Lindsey and Westrock Coffee Company airs on Wednesday nights starting at 7 p.m. For the 14th straight year, the one-hour radio show will be broadcast live from the Catfish Hole. The show will be carried throughout the state of Arkansas on the Razorback Sports Network and locally in Fayetteville on 105.3 FM, 99.5, 92.1 FM and 1290 AM.

RAZORBACK FOOTBALL WITH SAM PITTMAN

"Razorback Football with Sam Pittman" is the official television coach's show of Razorback football. The one-hour show will air statewide and throughout the region on numerous television affiliates. A total of 12 shows will air throughout the season on the following stations: KATV (Sunday's at 10:30 p.m.), KFSM (Sunday at 10:30 p.m.) and KNXW (Sunday at 9:30 p.m.). The show will also be available regionally on Cox Sports Television on Wednesdays at 6 p.m. and Fox Sports Southwest on Tuesdays at 4 p.m.

RADIO AFFILIATES

Batesville.....	KWOZ-FM	103.3
Camden.....	KCCY-FM	95.3
Camden.....	KAMD-FM	97.1
Crossett.....	KAGH-FM.....	104.9
Crossett.....	KAGH-AM	800
DeQueen.....	KDQN-FM	92.1
DeWitt.....	KDEW-FM	97.3
El Dorado.....	KMRX-FM	96.1
Fayetteville.....	KOSM-FM	92.1
Fayetteville.....	KAKS-FM.....	99.5
Fayetteville.....	K237GR.....	95.3
Forrest City.....	KBFC-FM.....	93.5
Fort Smith.....	KERX-FM	95.3
Glenwood.....	KHGZ-FM.....	98.9
Glenwood.....	KHGZ-AM	670
Hot Springs/Mena.....	KTTG-FM	96.3
Jonesboro.....	KEGI-FM	100.5
Joplin, Mo.	KHST-FM	101.7
Little Rock.....	KABZ-FM	103.7
Magnolia.....	KZHE-FM	100.5
Marshall.....	KBCN-FM.....	104.3
Mena.....	KENA-FM.....	104.1
Monett, Mo.	KKBL-FM	95.9
Monticello.....	KGPO-FM.....	99.9
Morrilton.....	KCON-FM.....	99.3
Mountain Home.....	KOMT-FM	93.5
Ozark.....	KDYN-FM.....	96.7
Ozark.....	KDYN-AM	1540
Searcy.....	KRZS-FM	99.1
Texarkana.....	KKTK-AM.....	1400
Tulsa, Okla.	KYAL-FM	99.9
Tulsa, Okla.	KYAL-AM.....	1550
Wynne.....	KWYN-FM.....	92.5