



Saturday, October 29, 2022 • 11:00 a.m. • SEC Network • Jordan-Hare Stadium (87,451) • Auburn, Ala.

SEC NETWORK

Dave Neal (play-by-play)
Deuce McAllister (analyst)
Andraya Carter (reporter)

RAZORBACK/LEARFIELD RADIO NETWORK

Chuck Barrett (play-by-play)
Quinn Grovey (analyst)
Geno Bell (reporter)

SIRIUS XM RADIO

Channel 138 or 191
App 962

COACHING STAFF

ON THE FIELD (Year at Arkansas)

Sam Pittman - Head Coach (3rd)
Barry Odom - Assoc. HC/Def. Coordinator/Safeties (3rd)
Scott Fountain - Asst. HC/Special Teams Coordinator (3rd)
Kendal Briles - Offensive Coordinator/Quarterbacks (3rd)
Deke Adams - Defensive Line (1st)
Dominique Bowman - Cornerbacks (1st)
Kenny Guiton - Wide Receivers (2nd)
Cody Kennedy - Offensive Line (2nd)
Michael Scherer - Linebackers (2nd)
Jimmy Smith - Running Backs (3rd)

IN THE BOOTH

Dowell Loggains - Tight Ends (2nd)

FOUR DOWNS

6.5

>>>>>>

LB Drew Sanders leads all SEC defenders and is tied for 10th nationally in sacks (6.5) this season. Sanders boasts a team-leading four games of 10+ tackles, including a pair of multi-sack efforts.

21

>>>>>>

Arkansas leads the SEC in sacks per game (3.0), totaling 21 quarterback takedowns in seven games this season. Eight different Razorback defenders have recorded a sack this year.

100

>>>>>>

Arkansas has had a 100-yard rusher in a program-record eight consecutive games dating back to last season. RB Raheim Sanders is responsible for five of those eight 100-yard efforts.

870

>>>>>>

RB Raheim Sanders currently leads the SEC and ranks ninth nationally in total rushing yards (870). Arkansas averages 240.0 rushing yards per game, second most in the SEC and ninth in the country.



ARKANSAS
VS.
AUBURN



ARKANSAS RAZORBACKS (4-3, 1-3 SEC)

AP/Coaches Poll: RV/RV

Head Coach: Sam Pittman (Pittsburg State [Kan.], '86)

Career Record: 16-14 (3rd season)

Record at Arkansas: Same

AUBURN TIGERS (3-4, 1-3 SEC)

AP/Coaches Poll: NR/NR

Head Coach: Bryan Harsin (Boise State, '00)

Career Record: 85-35 (10th season)

Record at Auburn: 9-11 (2nd season)

THE RUNDOWN

• Fresh off the bye week, Arkansas will conclude its three-game road swing against SEC West foe Auburn. Kickoff between the Hogs and Tigers is set for 11 a.m. Saturday, Oct. 29, in Auburn, Ala., at Jordan-Hare Stadium on SEC Network.

• Last time out, Arkansas went on the road to take down FBS Independent BYU, 52-35, with an explosive offensive effort. It was the first time the Razorbacks had scored 50+ points on the road against a non-conference foe since 1910.

• With the win, Sam Pittman became the first Arkansas head coach to emerge victorious in each of his first eight games against non-conference opponents. He surpassed legendary former Arkansas head coach Lou Holtz, who won each of his first seven games against non-conference foes.

• QB KJ Jefferson continues to wreak havoc on opposing defenses through the air and on the ground. Jefferson has completed 109-of-161 passes (67.7%) for 1,463 yards and 14 touchdowns with one interception while rushing for 344 yards and four scores in six games. Despite missing one contest, Jefferson is one of four SEC quarterbacks to throw for over 1,400 yards and run for over 300 yards this season.

• RB Raheim 'Rocket' Sanders is the Hogs' leading ball carrier through seven games, totaling 870 yards on 140 carries (6.2 avg.) with seven scores on the ground. He leads the SEC in both rushing yards (870) and rushing yards per game (124.3), and he ranks second in all-purpose yards per game (151.3) this season. Sanders, who is responsible for five of Arkansas' program-record eight consecutive 100-yard rushing games, has also caught 15 passes for 189 yards and a touchdown. He is currently the only FBS player with 800+ rushing yards and 100+ receiving yards this year.

• WR Jadon Haselwood leads Arkansas' receiving corps with a team-high 31 catches for 406 yards (13.1 avg.) and a pair of touchdowns. A transfer from Oklahoma, Haselwood has caught three or more passes in each of his first seven games as a Hog and has tallied at least one catch in 19 straight games dating back to the start of the 2021 season.

• LB Drew Sanders has emerged as one of the top defensive playmakers in college football, racking up 63 total tackles with a team-leading 7.5 tackles for loss and a team-high 6.5 sacks through seven games. Sanders, who leads the SEC and is tied for 10th nationally in sacks, has four double-digit tackle games this season, most among all Hog defenders.



KJ JEFFERSON

PASSING

109/161 (67.7%)

1,463 YDS

14 TD/1 INT



RAHEIM SANDERS

RUSHING

140 ATT

870 YDS

7 TD




JADON HASELWOOD

RECEIVING

31 REC

406 YDS

2 TD



DREW SANDERS

TACKLES

63 TOTAL

7.5 TFL

6.5 SACKS



GAME 8: AUBURN

THE GAME: ARKANSAS vs. AUBURN

INSIDE THE SERIES

All-Time Record: Auburn leads, 19-11-1

In Fayetteville: Auburn leads, 9-5

In Auburn: Auburn leads, 9-5-1

In Little Rock: Arkansas leads, 1-0

In Memphis: Auburn leads, 1-0

Most points scored by Arkansas: 54 (2015)

Most points scored by Auburn: 65 (2010)

Largest margin of victory by Arkansas: 25 (2001)

Largest margin of victory by Arkansas: 53 (2016)

Largest win streak by Arkansas: 2 (1998-99)

Largest win streak by Auburn: 6 (2016-pres.)

SERIES HISTORY

Date	UA/Opp Rank	Site	Result
Dec. 27, 1984	NR/11	Memphis, Tenn.	L, 21-15
Oct. 31, 1992		Auburn, Ala.	T, 24-24
Oct. 30, 1993		Fayetteville, Ark.	L, 31-21
Oct. 29, 1994	NR/4	Auburn, Ala.	L, 31-14
Oct. 28, 1995	NR/11	Little Rock, Ark.	W, 30-28
Nov. 2, 1996		Auburn, Ala.	L, 28-7
Oct. 25, 1997	NR/11	Fayetteville, Ark.	L, 26-21
Oct. 31, 1998	14/NR	Auburn, Ala.	W, 24-21
Oct. 30, 1999		Fayetteville, Ark.	W, 34-10
Oct. 28, 2000	NR/25	Auburn, Ala.	L, 21-19
Oct. 27, 2001	NR/17	Fayetteville, Ark.	W, 42-17
Oct. 12, 2002	NR/24	Auburn, Ala.	W, 38-17
Oct. 11, 2003	7/NR	Fayetteville, Ark.	L, 10-3
Oct. 16, 2004	NR/4	Auburn, Ala.	L, 38-20
Oct. 15, 2005	NR/21	Fayetteville, Ark.	L, 34-17
Oct. 7, 2006	NR/2	Auburn, Ala.	W, 27-10
Oct. 13, 2007	NR/22	Fayetteville, Ark.	L, 9-7
Oct. 11, 2008	NR/20	Auburn, Ala.	W, 25-22
Oct. 10, 2009	NR/17	Fayetteville, Ark.	W, 44-23
Oct. 16, 2010	12/7	Auburn, Ala.	L, 65-43
Oct. 8, 2011	10/15	Fayetteville, Ark.	W, 38-14
Oct. 6, 2012		Auburn, Ala.	W, 24-7
Nov. 2, 2013	NR/8	Fayetteville, Ark.	L, 35-17
Aug. 30, 2014	NR/6	Auburn, Ala.	L, 45-21
Oct. 24, 2015		Fayetteville, Ark.	W, 54-46 (40T)
Oct. 22, 2016	17/21	Auburn, Ala.	L, 56-3
Oct. 21, 2017	NR/21	Fayetteville, Ark.	L, 52-20
Sept. 22, 2018	NR/7	Auburn, Ala.	L, 34-3
Oct. 19, 2019	NR/11	Fayetteville, Ark.	L, 51-10
Oct. 10, 2020	NR/13	Auburn, Ala.	L, 30-28
Oct. 16, 2021	17/NR	Fayetteville, Ark.	L, 38-23

100-YARD RUSHING GAMES (11)

Player	Date	Rushes	Yards	TDs
Alex Collins	10/24/15	25	105	1
Jonathan Williams	11/2/13	15	104	0
Michael Smith	10/10/09	18	145	1
Michael Smith	10/11/08	35	176	1
Darren McFadden	10/7/06	28	145	1
Felix Jones	10/7/06	13	104	1
Darren McFadden	10/15/05	13	108	2
Fred Talley	10/12/02	21	241	1
Fred Talley	10/28/00	26	161	1
Chrys Chukwuma	10/30/99	19	115	1
Madre Hill	10/28/95	45	186	1

300-YARD PASSING GAMES (3)

Player	Date	C-A	Yards	TDs
Feleipe Franks	10/10/20	22-30	318	4
Tyler Wilson	10/16/10	25-34	332	4
Clint Stoerner	10/25/97	20-43	325	2

100-YARD RECEIVING GAMES (4)

Player	Date	Rec.	Yards	TDs
Treyton Burks	10/16/21	9	109	2
Greg Childs	10/16/10	9	164	2
Anthony Eubanks	10/25/97	9	167	1
Anthony Eubanks	10/28/95	8	108	1

TOTALS

100-Yard Rushing Games (Players): 11 (8)

300-Yard Passing Games (Players): 3 (3)

100-Yard Receiving Games (Players): 4 (3)

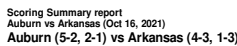
STATISTICAL BREAKDOWN: ARKANSAS vs. AUBURN

Arkansas	Rank: SEC (FBS)	Category	Auburn	Rank: SEC (FBS)
32.7	7 (44)	Scoring Offense	22.3	13 (108)
32.6	13 (115)	Scoring Defense	28.3	12 (83)
488.6	4 (14)	Total Offense	377.7	9 (80)
457.7	13 (120)	Total Defense	391.0	10 (81)
240.0	2 (9)	Rushing Offense	170.1	8 (56)
142.0	8 (64)	Rushing Defense	204.4	14 (119)
248.6	7 (61)	Passing Offense	207.6	13 (102)
315.7	12 (128)	Passing Defense	186.6	4 (19)
20.5	8 (59)	Kickoff Return Avg.	14.5	14 (124)
12.7	5 (19)	Punt Return Avg.	20.5	8 (71)
29:41	7 (75)	Time of Possession	28:58	9 (90)
.491	4 (16)	3rd Down Conv. Pct.	.333	14 (109)
.448	12 (113)	3rd Down Conv. Pct. Defense	.427	11 (101)
34.6	14 (122)	Net Punting	42.3	2 (11)
0.00	9 (68)	Turnover Margin	-1.6	14 (131)
5	7 (43)	Fumbles Recovered	3	11 (90)
6	5 (86)	Fumbles Lost	6	5 (86)
4	10 (99)	Passes Intercepted	2	13 (120)
9	10 (90)	Turnovers Gained	5	14 (127)
9	3 (38)	Turnovers Lost	16	12 (117)
161.2	3 (16)	Passing Efficiency	111.9	14 (115)
145.2	13 (109)	Pass Efficiency Defense	119.6	7 (29)
7.0	10 (93)	Fewest Penalties Per Game	6.6	7 (78)
69.3	11 (116)	Fewest Yards Penalized Per Game	54.1	6 (61)
3.0	1 (17)	Sacks	1.9	7 (83)
1.6	6 (42)	Sacks Allowed	2.6	12 (96)
5.3	7 (85)	Tackles for Loss	4.7	11 (110)
4.9	6 (43)	Tackles for Loss Allowed	6.3	11 (94)
176	7 (34)	First Downs	126	14 (114)
161	10 (87)	First Downs Allowed	139	4 (45)
.758	13 (106)	Red Zone Offense	.864	8 (50)
.889	12 (107)	Red Zone Defense	.893	13 (111)

INDIVIDUAL STATS

ARKANSAS					AUBURN						
Rushing	Att.	Yds.	Avg.	TD	Rushing	Att.	Yds.	Avg.	TD		
Raheim Sanders	140	870	6.2	7	Tank Bigsby	99	524	5.3	6		
KJ Jefferson	91	344	3.8	4	Robby Ashford	74	307	4.1	3		
AJ Green	45	182	4.0	2	Jarquez Hunter	49	241	4.9	4		
Passing	Comp.	Att.	Yds.	TD/INT	Passing	Comp.	Att.	Yds.	TD/INT		
KJ Jefferson	109	161	1,463	14/1	Robby Ashford	67	140	1,014	4/5		
Malik Hornsby	8	17	234	1/2	T.J. Finley	33	53	431	1/4		
Receiving	Rec.	Yds.	Avg.	TD	Receiving	Rec.	Yds.	Avg.	TD		
Jadon Haselwood	31	406	13.1	2	Ja'Varrius Johnson	19	335	17.6	1		
Matt Landers	25	360	14.4	3	John Samuel Shenker	18	184	10.2	1		
Trey Knox	16	220	13.8	3	Tank Bigsby	15	97	6.5	0		
Raheim Sanders	15	189	12.6	1	Koy Moore	12	215	17.9	0		
Ketron Jackson Jr.	11	227	20.6	2	Shedrick Jackson	10	141	14.1	0		
Punting	No.	Yds.	Avg.	Long	Punting	No.	Yds.	Avg.	Long		
Max Fletcher	27	1,034	38.3	51	Oscar Chapman	31	1,387	44.7	61		
Punt Returns	No.	Yds.	Avg.	TD	Long	Punt Returns	No.	Yds.	Avg.	TD	Long
Bryce Stephens	10	127	12.7	1	82	Keionte Scott	10	105	10.5	0	22
Kickoff Returns	No.	Yds.	Avg.	TD	Long	Kickoff Returns	No.	Yds.	Avg.	TD	Long
AJ Green	3	48	16.0	0	34	Jarquez Hunter	8	157	19.6	0	25
Scoring	TD	FG	PAT	Total	Scoring	TD	FG	PAT	Points		
Raheim Sanders	8	-	-	48	Anders Carlson	-	8-10	18-18	42		
Cam Little	-	6-8	29-29	47	Jarquez Hunter	6	-	-	36		
					Tank Bigsby	6	-	-	36		
Tackles	UT-AT	TT	TFL	Other	Tackles	UT-AT	TT	TFL	Other		
Bumper Pool	26-40	66	3.5-19	1.0 SK, 3 PBU	Owen Pappoe	31-27	58	0.0-0	1 PBU, 2 FF		
Drew Sanders	26-37	63	7.5-38	6.5 SK, 3 FF	Derick Hall	27-13	40	7.0-27	4.0 SK, 1 INT		
Simeon Blair	21-20	41	1.0-1	3 PBU							

LAST MEETING: AUBURN 38, ARKANSAS 23



Date: Oct 16, 2021
Site: Fayetteville, Arkansas
Stadium: Reynolds Razorback
Attendance: 73370

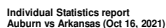
Team	1st	2nd	3rd	4th	Total
Auburn	7	7	14	10	38
Arkansas	3	7	13	0	23

Qtr	Time	Scoring Play	W-H
1st	12:16	AUB - #9 J.Johnson 39 yd pass from #10 B.Nix (#26 A.Carlson kick), 6-75, 02:44	7-0
1st	07:37	ARK - #29 C.Little 44 yd FG, 11-49, 04:39	7-3
2nd	09:59	AUB - #4 T.Bigsby 1 yd rush (#26 A.Carlson kick), 9-65, 04:18	14-3
2nd	00:18	ARK - #16 T.Burks 11 yd pass from #1 K.Jefferson (#29 C.Little kick), 12-84, 02:35	14-10
3rd	12:30	ARK - #16 T.Burks 30 yd pass from #1 K.Jefferson (#29 C.Little kick), 6-75, 02:30	14-17
3rd	07:19	AUB - #50 M.Harris 0 yd fumble return (#26 A.Carlson kick), 01:15	21-17
3rd	04:16	AUB - #0 D.Robertson 71 yd pass from #10 B.Nix (#26 A.Carlson kick), 1-71, 00:11	28-17
4th	03:00	ARK - #20 D.Johnson 10 yd rush (#16 T.Burks pass from #1 K.Jefferson failed), 13-75, 04:16	29-23
4th	10:35	AUB - #26 A.Carlson 29 yd FG, 9-53, 04:25	31-23
4th	02:30	AUB - #10 R.Nix 23 yd rush (#26 A.Carlson kick), 12-75, 06:11	31-23

Kickoff time: 11:08 AM
End of Game: 02:20 PM
Total elapsed: 03:12

Referee: Lee Hedrick
Umpire: Michael Moten
Linesman: Ryan Hagan
Line judge: Tim Beard
Back judge: Michael Watson
Field judge: Scotty Melancon
Side judge: Michael Williams
Center judge: Mike Block
Replay Official: Ron Leatherwood

Weather: Sunny 53 F
Wind: North West 5 mph



Date: Oct 16, 2021
Site: Fayetteville, Arkansas
Stadium: Reynolds Razorback
Attendance: 73370

AUBURN

RUSHING	No.	Gain	Loss	Net	TD	Lg	Avg
Tank Bigsby	18	69	1	68	1	17	3.8
Bo Nix	5	44	2	42	1	23	8.4
Jarquez Hunter	10	28	1	27	0	8	2.7
TEAM	2	0	2	-2	0	0	-1.0
Totals:	35	141	6	135	2	23	3.9

PASSING	C-A-I	Yds	TD	Long	Sack
Bo Nix	21-26-1	292	2	71	0
Totals:	21-26-1	292	2	71	0

RECEIVING	TAR	No.	Yards	YAC	TD	Long
Shedrick Jackson	5	5	61	18	0	21
Luke Deal	6	4	19	8	0	6
Kobe Hudson	3	3	29	28	0	11
Demetrius Robertson	2	2	81	34	1	71
Landen King	3	2	23	10	0	19
Ja'Varius Johnson	1	1	39	5	1	39
John Samuel Shenker	1	1	12	6	0	12
Tyler Fromm	1	1	11	1	0	11
Tank Bigsby	2	1	10	7	0	10
Malcolm Johnson Jr.	1	1	7	0	0	7
Ze'Vian Capers	1	0	0	0	0	0
Totals:	26	21	292	117	2	71

PUNTING		No.	Yds	Avg	Long	In20	TB
Oscar Chapman		4	191	47.8	57	1	1
Totals:		4	191	47.8	57	1	1

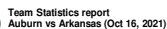
RETURNS	Punt			Kickoff			Intercept		
	No	Yds	Lg	No	Yds	Lg	No	Yds	Lg
Demetris Robertson	1	8	8	0	0	0	0	0	0
Totals:	1	8	8	0	0	0	0	0	0

FIELD GOALS	Qtr	Time	Dist	Result
Anders Carlson	4th	10:35	29	GOOD

KICKOFFS	No.	Yards	Avg	TB	OB	
Anders Carlson	7	443	63.3	5	0	
ALL PURPOSE	Push	Rev	KR	PR	IR	Total

ALL-PURPOSE	ASH	HC	KR	PH	IR	TOTAL
Demetris Robertson	0	81	0	8	0	89
Tank Bigsby	68	10	0	0	0	78
Shedrick Jackson	0	61	0	0	0	61
Bo Nix	42	0	0	0	0	42

FUMBLES
Auburn - None
Arkansas - K.J. Jefferson 1-1



Date: Oct 16, 2021
Site: Fayetteville, Arkansas
Stadium: Reynolds Razorback
Attendance: 73370

FIRST DOWNS	20	29
Rushing	6	12
Passing	12	15
Penalty	2	2
NET YARDS RUSHING	135	232
Rushing Attempts	35	54
Average Per Rush	3.9	4.3
Rushing Touchdowns	2	1
Yards Gained Rushing	141	256
Yards Lost Rushing	6	24
NET YARDS PASSING	292	228
Completions-Attempts-Int	21-26-1	21-35-0
Average Per Attempt	11.2	6.5
Average Per Completion	13.9	10.9
Passing Touchdowns	2	2
TOTAL OFFENSE YARDS	427	460
Total offense plays	61	89
Average Gain Per Play	7.0	5.2
Fumbles: Number-Lost	0-0	1-1
Penalties: Number-Yards	6-49	4-41
PUNTS-YARDS	4-191	3-113
Average Yards Per Punt	47.8	37.7
Net Yards Per Punt	41.8	35
Inside 20	1	1
50+ Yards	2	0
Touchbacks	1	0
Fair catch	0	1
KICKOFF-YARDS	7-443	5-325
Average Yards Per Kickoff	63.3	65.0
Net Yards Per Kickoff	38.9	40
Touchbacks	5	5
Fair Catch Yards	15	0
Punt returns: Number-Yards-TD	1-8-0	1-4-0
Average Per Return	8.0	4.0
Kickoff returns: Number-Yds-TD	0-0-0	1-31-0
Average Per Return	0.0	31.0
Interceptions: Number-Yds-TD	0-0-0	1-3-0
Fumble Returns: Number-Yds-TD	1-0-1	0-0-0
Miscellaneous Yards	0	0
Possession Time	30:03	29:57
1st Quarter	06:58	08:02
2nd Quarter	08:04	06:56
3rd Quarter	02:57	12:03
4th Quarter	12:04	02:56
Third-Down Conversions	4-10	10-19
Fourth-Down Conversions	0-0	0-3
Red-Zone Scores-Chances	3-3	2-3
Touchdowns	2-3	2-3
Field goals	1-3	0-3
Sacks By: Number-Yards	3-19	0-0
PAT Kicks	5-5	2-2
Field Goals	1-1	1-2
Points off Turnover	7	7



Date: Oct 16, 2021
Site: Fayetteville, Arkansas
Stadium: Reynolds Razorback
Attendance: 73370

AUBURN

Name	Solo	Asst	Total	Sacks-Yds	TFL-Yds	FF	FR-Yds	Int-Yds	BrUp	Blsks	QBH
9 Zachary McClain	9	6	15	0.0-0	0.5-1	0	0-0	0-0	2	0	0
31 Chandler Wooten	6	3	9	0.0-0	0.0-0	0	0-0	0-0	0	0	0
19 Bydarrius Knighten	4	3	7	0.0-0	0.0-0	0	0-0	0-0	0	0	0
10 Zion Puckett	3	4	7	0.0-0	0.5-0	0	0-0	0-0	0	0	0
29 Derick Hall	3	3	6	1.0-6	1.0-6	1	0-0	0-0	0	0	0
50 Marcus Harris	3	3	6	0.0-0	0.5-2	0	1-0	0-0	0	0	0
21 Smoke Monday	2	4	6	0.0-0	1.0-1	0	0-0	0-0	0	0	0
23 Roger McCreary	4	1	5	0.0-0	0.0-0	0	0-0	0-0	3	0	0
36 Jaylin Smith	3	2	5	0.0-0	0.0-0	0	0-0	0-0	0	0	0
25 Colby Woodson	3	1	4	2.0-13	2.0-13	0	0-0	0-0	0	0	1
49 Dre Butler	2	2	4	0.0-0	0.0-0	0	0-0	0-0	0	0	0
37 Romello Height	1	3	4	0.0-0	0.5-0	0	0-0	0-0	0	0	1
55 Eku Leota	1	2	3	0.0-0	1.0-2	0	0-0	0-0	0	0	1
89 J.J. Pegues	1	1	2	0.0-0	0.0-0	0	0-0	0-0	0	0	0
92 Marquis Burks	0	2	2	0.0-0	0.0-0	0	0-0	0-0	0	0	0
32 Wesley Steiner	0	2	2	0.0-0	0.0-0	0	0-0	0-0	0	0	0
80 ZeVian Capers	1	0	1	0.0-0	0.0-0	0	0-0	0-0	0	0	0
25 Caylin Newton	1	0	1	0.0-0	0.0-0	0	0-0	0-0	0	0	0
18 Nehemiah Pritchett	1	0	1	0.0-0	0.0-0	0	0-0	0-0	0	0	0
90 Tony Fair	0	1	1	0.0-0	0.0-0	0	0-0	0-0	0	0	0
1 Donovan Kaufman	0	1	1	0.0-0	0.0-0	0	0-0	0-0	0	0	0
Totals	48	44	92	3.0-19	7.0-25	1	1-0	0-0	5	0	0

ARKANSAS

#	Name	Solo	Asst	Total	Sacks-Yds	TFL-Yds	FF	FR-Yds	Int-Yds	Br/Up	Blks	QBH
27	Hayden Henry	3	5	8	0.0-0	1.0-1	0	0-0	0-0	0	0	0
10	Bumper Pool	2	6	8	0.0-0	0.0-0	0	0-0	0-0	0	0	0
21	Montaric Brown	1	7	8	0.0-0	0.0-0	0	0-0	1-3	0	0	0
2	Myles Slusher	4	3	7	0.0-0	0.0-0	0	0-0	0-0	1	0	0
31	Grant Morgan	1	6	7	0.0-0	1.0-2	0	0-0	0-0	0	0	0
9	Greg Brooks, Jr.	4	1	5	0.0-0	0.0-0	0	0-0	0-0	0	0	0
15	Simeon Blair	3	1	4	0.0-0	0.0-0	0	0-0	0-0	0	0	0
99	John Ridgeway	1	3	4	0.0-0	0.5-0	0	0-0	0-0	0	0	0
7	Joe Foucha	2	1	3	0.0-0	0.0-0	0	0-0	0-0	0	0	0
17	Hudson Clark	1	2	3	0.0-0	0.0-0	0	0-0	0-0	0	0	0
93	Isaiah Nichols	1	2	3	0.0-0	0.5-1	0	0-0	0-0	0	0	0
50	Eric Gregory	1	2	3	0.0-0	0.0-0	0	0-0	0-0	1	0	0
55	Tre Williams	0	2	2	0.0-0	0.0-0	0	0-0	0-0	0	0	0
58	Jashaud Stewart	1	0	1	0.0-0	0.0-0	0	0-0	0-0	0	0	0
91	Taurean Carter	1	0	1	0.0-0	0.0-0	0	0-0	0-0	0	0	0
45	Jackson Woodard	1	0	1	0.0-0	0.0-0	0	0-0	0-0	0	0	0
8	Jayden Johnson	0	1	1	0.0-0	0.0-0	0	0-0	0-0	0	0	0
Totals		27	42	69	0.0-0	3.0-4	0	0-0	1-3	2	0	0

GAME 8: AUBURN

IN DEPTH CHART: OFFENSE

WR



2 Ketrone Jackson Jr. ||| 6-2, 203, So.

Touchdowns in 2 straight games (TAMU, ALA) ... Played in all 13 games as a true freshman in 2021, catching 5 passes for 97 yards and a score ... Caught his first touchdown against UAPB ... Former 4-star WR from Royse City, Texas.

	REC	YDS	TD
2022	11	227	2
2021	5	97	1
Totals	16	334	3

84 Warren Thompson ||| 6-3, 198, R-Sr.

2 TDs matches career-high ... Caught a career-high 19 passes for 304 yards in his first season at Arkansas, starting 3 of the 13 games he played in 2021 ... Team's leading receiver in yards from last season ... Transfer from Florida State.

	REC	YDS	TD
2022	9	129	2
2021	19	304	2
2020	5	104	1
2019	6	91	0
Totals	39	628	5

WR



9 Jadon Haselwood ||| 6-3, 213, R-Jr.

First career 100-yd game at MSU ... Transfer from OU, where he led the Sooners with 39 catches and 6 TDs to go along with 399 yards in 2021 ... 5-star recruit played for Arkansas RB coach Jimmy Smith at Cedar Grove HS in Atlanta.

	REC	YDS	TD
2022	31	406	2
2021 OU	39	399	6
2020 OU	4	65	0
2019 OU	19	272	1
Totals	93	1142	9

14 Bryce Stephens ||| 6-0, 180, R-Fr.

First career receiving TD at MSU ... Returned a punt 82 yards for TD vs. Mo. State ... Played in 4 games during his freshman year ... Former 3-star recruit from Oklahoma City, where he was the 8th-best prospect in Oklahoma.

	REC	YDS	TD
2022	3	66	1
2021	3	5	0
Totals	6	71	1

LT



70 Luke Jones ||| 6-6, 327, R-Sr.

Started his first career game in opener vs. Cincinnati ... Played in all 13 games in 2021 seeing action at LG and LT ... Transferred to Arkansas from Notre Dame in 2019 ... Little Rock native played at Pulaski Academy.

	GP	GS
2022	7	7
2021	12	0
2020	10	0
2019	-	-
Totals	29	7

72 Andrew Chamblee ||| 6-6, 303, Fr.

4-star prospect that enrolled early and participated in spring practice ... Rated No. 2 player in Arkansas ... High school teammates with fellow freshman Nico Davillier at Maumelle (Ark.) HS.

	GP	GS
2022	0	0
Totals	0	0

LG



62 Brady Latham ||| 6-5, 307, R-Jr.

Team-best 30 straight starts ... Preseason 3rd-Team All-SEC according to league's coaches ... 23 straight starts, including all 13 in 2021 ... Named to the SEC All-Freshman Team, the first Arkansas OL since Denver Kirkland in 2013.

	GP	GS
2022	7	7
2021	13	13
2020	10	10
2019	3	0
Totals	33	30

74 Jalen St. John ||| 6-5, 327, R-So.

Saw action in 2 games in 2021 after redshirting in 2020 ... Former 4-star recruit who was a part of Coach Pittman's first recruiting class ... Ranked the No. 9 guard in the nation coming out of high school.

	GP	GS
2022	7	7
2021	2	0
2020	-	0
Totals	9	0

C



51 Ricky Stromberg ||| 6-4, 313, Sr.

19 straight starts at center ... Midseason All-American according to Sporting News ... SEC OL of the Week - Week 2 ... Preseason 1st-Team All-SEC center according to SEC coaches ... On the Rimington Award Watch List for nation's best center.

	GP	GS
2022	7	7
2021	13	13
2020	9	8
2019	12	11
Totals	41	39

75 Patrick Kutas ||| 6-5, 305, Fr.

4-star recruit out of Christian Brothers HS in Memphis, Tenn. playing both offensive line and defensive line ... Was the No. 11 interior DL in the nation according to 247Sports.

	GP	GS
2022	7	0
Totals	7	0

RG



55 Beaux Limmer ||| 6-5, 302, R-Jr.

18 straight starts at RG ... 2nd team Midseason All-America by PFF ... Preseason 4th-Team All-SEC according to Phil Steele ... Logged 795 snaps at RG during 2021 season according to PFF, who also named him to their 2nd-Team All-SEC squad.

	GP	GS
2022	7	7
2021	13	11
2020	6	5
2019	4	0
Totals	30	23

76 E'Marion Harris ||| 6-7, 340, Fr.

Rated the No. 3 player in Arkansas as a 4-star recruit from Little Rock's Joe T. Robinson HS ... Enrolled early and practiced with team during spring drills ... Son of former Arkansas DL Elliott Harris.

	GP	GS
2022	0	0
Totals	0	0

RT



78 Dalton Wagner ||| 6-9, 331, *R-Sr.

12 straight starts ... Voted a team captain ... Started 10 games in 2021, missing a pair of games with a finger injury ... Has played in more games than any current Razorback ... Had NIL deal with WWE last season.



	GP	GS
2022	7	7
2021	10	10
2020	7	5
2019	12 (11)	12 (11)
Totals	46	35

53 Ty'Kieast Crawford ||| 6-5, 325, Jr.

Saw action in all 13 games in his first season at Arkansas ... Played 2020 season at Charlotte, playing in 6 games and starting 3 ... Originally committed to Arkansas out of high school.

	GP	GS
2022	6	0
2021	13	0
2020 CHA	5	5
Totals	24	5

QB



1 KJ Jefferson ||| 6-3, 242, R-Jr.

Missed first game since being named starter at MSU ... Started all 13 games in 2021, leading Arkansas in passing and rushing (664) ... 1 of 2 returning FBS QBs to lead their team in passing and rushing (Louisville Malik Cunningham).

	C-A-I	YDS	TD
2022	109-161-1	1463	14
2021	198-366-4	2676	21
2020	20-41-0	295	3
2019	14-31-1	197	0
Totals	331-576-6	4638	38

4 Malik Hornsby ||| 6-2, 186, R-So.

First passing TD, career-bests 234 passing yards and 114 rushing yards at MSU ... Played in 8 games in 2021 ... Rated as the No. 5 dual-threat quarterback in the country and 14th overall player in the state of Texas by 247Sports.

	C-A-I	YDS	TD
2022	8-17-2	234	1
2021	5-12-0	46	0
2020	0-0-0	0	0
Totals	13-29-2	280	1

RB



5 Raheim Sanders ||| 6-2, 227, So.

First ARK RB to rush for 100+ in first 3 games of the season since 2013 ... Leading rushing RB from 2021 when he was an SEC All-Freshman performer running for 578 yards and 5 TDs with 11 catches for 109 yards and a TD.

	ATT	YDS	TD
2022	140	870	7
2021	114	578	5
Totals	254	1448	12

0 AJ Green ||| 5-11, 208, So.

Played in 12 games as a true freshman in 2021, rushing for 221 yards and a TD to along with 7 catches for 84 yards and another score through the air ... Former 4-star recruit out of Tulsa, where he was No. 2 player in the state.

	ATT	YDS	TD
2022	45	182	2
2021	47	227	1
Totals	92	409	3

TE



7 Trey Knox ||| 6-5, 245, Jr.

Moved to TE during 2021 season and has added 30 pounds since beginning of 2021 season ... Played in 10 games at WR (6 starts) in 2020 ... As freshman in 2019, started 11 games, 28 catches for 385 yards, 3 TDs.



	REC	YDS	TD
2022	16	220	3
2021	20	141	1
2020	7	70	0
2019	28	385	3
Totals	71	816	7

89 Nathan Bax ||| 6-4, 252, R-Sr. // Hudson Henry ||| 6-5, 254, R-Jr.

Bax first career catch vs. TAMU ... Bax played in 12 games during 2021 season with no stats ... Henry caught 4 passes for 27 yards appearing in all 13 games, including 3 starts.



	REC	YDS	TD
Henry	4	27	0
2021	16	92	1
2020	3	15	0
2019	23	134	1
Totals	46	268	2

WR



3 Matt Landers ||| 6-5, 197, *Sr.

Career-best 3 TDs in win at BYU ... Transfer from Toledo, caught 20 passes for 514 yards and 5 TDs in 2021 ... Played 3 years at UGA, playing 25 games, catching 12 passes for 132 yards and 1 TD.



	REC	YDS	TD
2022	25	360	3
2021 TOL	20	514	5
2020 UGA	2	105	0
2019 UGA	10 (0)	105 (0)	1 (0)
Totals	57	1076	9

13 Jaedon Wilson ||| 6-3, 175, R-Fr.

Redshirted during his first season, playing in 1 game in 2021 ... Former 3-star WR out of DeSoto, Texas where he was the No. 96 WR in the nation.

	REC	YDS	TD
2022	1	2	0
2021	0	0	0
Totals	1	2	0

GAME 8: AUBURN

IN DEPTH CHART: DEFENSE

	U-A-T	TFL	SACK
2022	8-9-17	2.5	2.5
2021	0-0-0	0.0	0.0
Totals	8-9-17	2.5	2.5

40 Landon Jackson ||| 6-7, 274, So.

Earned first career start vs. Mo. State ... Made 5 tackles in ARK debut vs. CIN ... Transfer from LSU, where he played in 5 games as a true freshman in 2021 ... 4-star prospect out of Texarkana, Texas where he was the No. 7 DE in the nation.



DE

	U-A-T	TFL	SACK
2022	1-2-3	0.0	0.0
2021	4-3-7	0.0	0.0
2020	0-0-0	0.0	0.0
Totals	5-5-10	0.0	0.0

58 Jashaud Stewart ||| 6-2, 251, Jr.

Missed last 3 games ... Appeared in 13 games with one start at DE as a sophomore in 2021 making seven stops ... Key contributor on special teams ... First recruit to commit to Coach Pittman at Arkansas.




DT

	U-A-T	TFL	SACK
2022	3-6-9	2.0	1.0
2021	7-20-27	4.0	1.0
2020	12-15-27	3.0	2.5
2019	1-3-4	0.0	0.0
Totals	23-44-67	9.0	4.5

50 Eric Gregory ||| 6-4, 303, R-Jr.

Recorded first sack of season vs. TAMU ... Played in all 13 games, including 3 starts, matching his career-best with 27 stops ... Recorded a career-high 4.0 TFLs in 2021 ... Will also play DE.



DT

	U-A-T	TFL	SACK
2022	4-12-16	1.5	0.0
2021	5-6-11	2.5	0.0
2020	20-15-35	6.0	2.0
2019	35-8(257)	05(05)	05(00)
Totals	34-43-77	11.0	2.5

99 Terry Hampton ||| 6-1, 314, *Sr.

Transfer from Arkansas State, where he played 4 seasons for the Red Wolves making 61 tackles with 9.5 TFLs in 36 games, 19 starts ... From El Dorado, Ark.



	U-A-T	TFL	SACK
2022	5-4-9	0.0	0.0
2021	5-17-22	3.5	1.5
2020	6-18-24	0.5	0.5
2019	7-10-17(10-1)	1.0(0.0)	0.5(0.0)
*Totals	24-49-73	5.0	2.5

33 Isaiah Nichols ||| 6-3, 315, R-Sr.

Made 4 starts in 13 games during 2021 season making 22 tackles with a career-best 3.5 TFLs ... Has played in 37 games with 11 starts in 4 seasons at Arkansas.



	U-A-T	TFL	SACK
2022	3-12-15	1.0	0.0
2021	0-0-0	0.0	0.0
Totals	3-12-15	1.0	0.0

5 Cam Ball ||| 6-5, 303, R-Fr.

Recorded his first career TFL at BYU ... Played in 2 games as a true freshman in 2021 making one tackle ... 3-star prospect out of Atlanta, Ga. who was rated No. 35 DT in the nation.



DT

	U-A-T	TFL	SACK
2022	5-14-19	4.0	3.0
2021	7-16-23	5.0	2.5
2020	9-13-22	1.5	1.0
2019	6-6-12	0.0	0.0
Totals	27-49-76	10.5	6.5

56 Zach Williams ||| 6-4, 261, Sr.

Recorded 2.0 sacks vs. Mo. State ... Played in all 13 games in 2021, making a career-best 23 tackles with 5.5 TFLs ... 2.5 sacks are most of Arkansas returners ... Son of former Arkansas linebacker Rickey Williams (1984-87).



DE

	U-A-T	TFL	SACK
2022	11-11-22	4.5	4.5
2021	10-20-38	5.5	3.5
2020	20-15-35	8.5	4.0
2019	12-13-25(41-5)	3.0(0.0)	1.5(0.0)
Totals	65-60-125	21.5	13.5

14 Jordan Domineck ||| 6-3, 251, R-Sr.

SEC DL of the Week, for his debut vs. CIN ... Transfer from GT, where he played 4 seasons with 14 starts (31 G) making 103 tackles with 17.0 TFLs, 9.0 sacks ... Recorded 14 of his career 17 TFLs over last 2 seasons.



	U-A-T	TFL	SACK
2022	26-40-66	3.5	1.0
2021	45-88-125	7.5	0.0
2020	40-81-101	6.5	0.5
2019	38-56-94	6.5	0.5
2018	14-15-29	2.5	0.0
Totals	163-252-415	26.5	2.0

10 Bumper Pool ||| 6-2, 232, *Sr.


Arkansas' all-time leading tackler (415) ... SEC Defensive POW Week 1 ... Voted a team captain ... Preseason All-SEC ... 3rd team All-American, 2nd team All-SEC in 2021 after making a team-best 125 tackles.



	U-A-T	TFL	SACK
2022	2-1-3	0.0	0.0
Totals	2-1-3	0.0	0.0

36 Jordan Crook ||| 6-0, 232, Fr.

3-star recruit out of Duncannville, Texas, where he was the No. 10 inside linebacker in the nation ... Named the No. 9 player in Dallas Metro Area by Dallas Morning News as a senior.



LB

	U-A-T	TFL	SACK
2022	26-37-63	7.5	6.5
2021	12-12-24	2.5	1.0
2020	4-5-9	0.0	0.0
Totals	42-54-96	10.0	7.5

42 Drew Sanders ||| 6-5, 233, Jr.

Midseason All-American by ESPN, AP, CBS Sports, The Athletic, The Sporting News ... Career-high 16 tackles at MSU ... Butkus Award LB of the Month (Sept.) ... Transfer from ALA, 25 games (3 starts) in 2 seasons.



	U-A-T	TFL	SACK
2022	12-11-23	3.0	1.0
2021	0-1-1	0.5	0.0
Totals	12-12-24	3.5	1.0

27 Chris Paul Jr. ||| 6-1, 230, R-Fr.

Saw action in four games as a true freshman in 2021, making one tackle ... Former 3-star recruit out of Cordele, Ga. where he was the No. 22 inside LB in the nation.



LB

	U-A-T	TFL	INT
2022	17-3-20	0.0	3
2021	26-6-32	2.0	1
2020	8-1-9	0.0	0
Totals	51-10-61	2.0	4

3 Dwight McGlothorn ||| 6-2, 181, Jr.

Midseason All-American according to The Athletic ... Leads team with 3 INTs ... Earned start and intercepted a pass in his Arkansas debut vs. Cincinnati ... Transfer from LSU, where he played in 17 games with 6 starts in 2 seasons.



	U-A-T	TFL	INT
2022	0-1-1	0.0	0
Totals	0-1-1	0.0	0

16 Keuan Parker ||| 5-11, 178, R-Fr.

Redshirted in 2021 during his first season at Arkansas ... Former 3-star prospect out of Booker T. Washington HS in Tulsa, Okla. rated the No. 2 player in Oklahoma.



CB

	U-A-T	TFL	INT
2022	15-15-30	1.0	0
2021	23-15-38	2.5	0
2020	9-2-11	3.5	0
2019	0-0-0 (1-0-1)	0.0 (0.0)	1(0)
Totals	48-32-80	7.0	1

7 Latavious Brini ||| 6-2, 215, *Sr.


Earned his first start at ARK vs. South Carolina ... Transfer from Georgia played in 13 games with 11 starts for national champs making 38 tackles with 2.5 TFLs ... Graduated from UGA in Fall of 2021.



	U-A-T	TFL	INT
2022	6-13-19	1.0	0
2021	4-1-5	0.0	0
2020	3-5-8	0.0	0
Totals	13-19-32	1.0	0

19 Khari Johnson ||| 6-0, 192, Jr.

Career-high 9 tackles at MSU ... Played in 5 games during 2021 season, seeing time in the secondary and on special teams ... Played in 9 of 10 games as a true freshman in 2020 season.



S

	U-A-T	TFL	INT
2022	21-20-41	1.0	0
2021	23-15-38	1.0	0
2020	10-13-23	0.0	0
2019	1-0-1	0.0	0
Totals	55-48-103	2.0	0

15 Simeon Blair ||| 5-10, 208, R-Sr.

Named team captain prior to South Carolina game ... Played in all 13 games (7 starts) in 2021 season, making a career-best 38 tackles ... Former walk-on from Pine Bluff, Ark. earned scholarship prior to 2020 season.



	U-A-T	TFL	INT
2022	11-10-21	2.5	0
2021	9-15-24	2.0	0
Totals	20-25-45	4.5	0

8 Jayden Johnson ||| 6-2, 204, So.

Earned first start of season vs. South Carolina ... Started 3 of 11 games in 2021 as a true freshman with 24 tackles with a pair of TFLs ... Three-star prospect out of Cedartown, Ga. ... Played QB, WR, RB, CB and safety in high school.



S

	U-A-T	TFL	INT
2022	2-6-8	0.0	0
2021	8-6-14	0.0	1
2020	1-0-1	0.0	0
2019	1-1-2	0.0	0
Totals	12-13-25	0.0	1

4 Malik Chavis ||| 6-2, 192, R-Jr.

Made first start of season vs. Mo. State ... Played in 11 games, including 2 starts, in 2021 making a career-best 14 tackles ... Intercepted his first career pass in his first career start vs. UAPB in 2021 ... Pronounced chav-is (rhymes with have).



CB

	U-A-T	TFL	INT
2022	12-16-28	1.0	1
2021	9-13-22	1.0	0
2020	32-15-47	1.0	3
Totals	53-44-97	3.0	4

17 Hudson Clark ||| 6-2, 182, R-Jr.

Named SEC Defensive POW after career-best 11 tackles, INT, FR at BYU ... Recovered a fumble in win over S. Carolina ... Former walk-on started 4 games, played in 12 during 2021 season, making 22 tackles ... Both parents are U of A grads.



CB

	U-A-T	TFL	INT
2022	8-2-10	2.0	0
2021	19-25-44	2.5	0
2020	22-17-39	3.0	2
2019	13-12-25	0.0	1
Totals	62-56-118	7.5	3

2 Myles Slusher ||| 6-0, 194, Jr.

Made 6 stops vs. TAMU after missing 2 previous games ... Picked off his second career pass at LSU ... Played in 7 games and started 1 as a true freshman in 2020 making 15 tackles with 1.0 TFL and 2 fumble recoveries,



NB

	U-A-T	TFL	INT
2022	11-10-21	2.5	0
2021	9-15-24	2.0	0
Totals	20-25-45	4.5	0

- OR - 8 Jayden Johnson ||| 6-2, 204, So.

Earned first start of season vs. South Carolina ... Started 3 of 11 games in 2021 as a true freshman with 24 tackles with a pair of TFLs ... Three-star prospect out of Cedartown, Ga. ... Played QB, WR, RB, CB and safety in high school.



RAZORBACK TRENDS

	2022	Streak	Pittman
Overall	4-3	W1	16-14
At Home	3-1	L1	11-5
On the Road	1-1	W1	3-8
Neutral	0-1	L1	2-1

September	3-1	L1	7-2
October	1-2	W1	4-7
November	0-0	W1	4-3
December/January	0-0	W1	1-2

vs. SEC	1-3	L3	8-14
vs. Non-Conference	3-0	W8	8-0
vs. Ranked Opponents	1-3	L3	4-11

Record in Games...

Decided by 7 pts or less	1-1	L1	3-6
Decided by 3 pts or less	0-1	L1	2-5
During the day	3-2	W1	11-10
At night	1-1	L1	5-4

Record When Scoring...

Less than 21 points	0-1	L1	2-4
21+ points	4-2	W1	14-10
30+ points	4-0	W5	9-5
40+ points	2-0	W3	5-2
50+ points	1-0	W1	1-1

Record When Allowing...

Less than 14 points	0-0	W19	6-0
Less than 21 points	0-0	W19	9-0
21+ points	4-3	W1	7-14

Record When...

Scoring first	2-1	L1	13-4
Opponents score first	2-2	W1	3-10
Leading after the 10	2-1	L1	11-4
Trailing after the 10	2-2	W1	3-9
Tied after the 10	0-0	W1	2-1
Leading at halftime	3-1	W1	11-3
Trailing at halftime	1-2	L2	5-11
Tied at halftime	0-0	L2	0-0
Leading after the 30	3-0	W11	14-2
Trailing after the 30	1-3	L3	1-11
Tied going into the 40	0-0	L1	1-1
In overtime games	0-0	W1	1-0

Record With...

Less than 400 yards total offense	0-1	L1	5-4
400+ yards total offense	4-2	W1	11-10
500+ yards total offense	2-0	W3	4-2
600+ yards total offense	1-0	W1	2-1
Less than 100 yards rushing	0-0	L2	1-3
100+ yards rushing	4-3	W1	15-11
200+ yards rushing	4-2	W1	10-7
300+ yards rushing	0-0	W1	2-1
Less than 200 yards passing	1-2	L2	6-4
200+ yards passing	3-1	W1	10-10
300+ yards passing	2-0	W2	3-4
400+ yards passing	0-0	L2	0-0
A 300-yard passer	2-0	W2	3-4
A 100-yard rusher	4-3	W1	7-7

Record When Allowing...

Less than 200 total yards	0-0	W6	0-0
200+ total yards	4-3	W1	16-14
300+ total yards	4-3	W1	11-14
400+ total yards	4-2	W1	7-11
Less than 100 rush yards	2-0	W5	5-0
100+ rush yards	2-3	W1	11-14
200+ rush yards	0-1	L1	2-7
Less than 200 pass yards	0-1	L1	7-3
200+ pass yards	4-2	W1	9-11
300+ pass yards	4-1	W1	6-4
400+ pass yards	0-0	L1	1-1
A 300-yard passer	4-1	W1	6-4
A 100-yard rusher	0-3	L3	3-7

Record When Having...

No turnovers	1-0	W3	6-4
Less than 3 turnovers	3-3	W1	15-12
3 or more turnovers	1-0	W1	1-2
No takeaways	1-2	L2	2-7
Less than 3 takeaways	2-3	L3	10-14
3 or more takeaways	2-0	W8	6-0
Win turnover battle	3-0	W10	10-0
Lost turnover battle	1-2	L2	1-5
Turnovers even	0-1	L1	5-9
More than 30:00 TOP	2-2	W1	7-4
Less than 30:00 TOP	2-1	L1	9-10

RAZORBACK NOTEBOOK

PITTMAN'S PROGRAM

- Third-year head coach Sam Pittman leads Arkansas in 2022 on the heels of the program's best season in a decade.
- The Hogs went 9-4 and won four trophies for the first time in school history last season, capturing the Southwest Classic (Texas A&M), the Battle of the Golden Boot (LSU), the Battle Line Rivalry (Missouri) and the Outback Bowl (Penn State).
- Arkansas' win over Penn State in the Outback Bowl was the first for the program since a Liberty Bowl victory in 2016 as well as the program's first January bowl win since 2012.
- This Saturday's game at Auburn marks Pittman's 31st game as the head coach at Arkansas. Of those 31 games, 27 have been against an opponent from the SEC, a Power 5 foe and/or an opponent ranked in the AP Top 25 poll.
- Arkansas has beat four ranked FBS opponents in the Pittman era. Since his first season (2020), 22 of Arkansas' 28 FBS foes have been ranked or received votes in the national polls.
- The Hogs are 8-0 against non-conference foes under Pittman. He was the first Arkansas head coach since Lou Holtz (1977-78) to win his first seven non-conference games.

QB1

- Redshirt junior QB KJ Jefferson, the unquestioned leader of Arkansas' offense, is set to make his 22nd career start under center this Saturday against Auburn. The Hogs have scored 30+ points in 13 of his 21 career starts at quarterback.
- Jefferson led the Hogs to a nine-win season in 2021 - their most wins in a year since 2011 - as well as their first bowl game win since the 2016 Liberty Bowl and their first New Year's Day bowl game win since the 2000 Cotton Bowl.
- The Sardis, Miss., native started all 13 games at quarterback, completing 198-of-294 (67.3%) passes for 2,676 yards and 21 touchdowns. Jefferson threw just four interceptions on the year and completed 171 consecutive passes without a turnover, the second-longest streak by an Arkansas passer in program history.
- Jefferson also ran for a team-high 664 yards and six scores on 146 carries, becoming the first Arkansas QB with multiple games of 2+ rushing touchdowns in a season since 1997.
- Jefferson's completion percentage (63.7%) in 2021 is the highest single-season completion percentage in school history when attempting at least 250 passes.
- One of the most dynamic players in the country, Jefferson is currently one of only four SEC quarterbacks to throw for over 1,400 yards while also running run for over 300 yards this year.
- Jefferson threw for a career-high five touchdowns on the road against BYU earlier this season, becoming the first Arkansas quarterback with 5+ passing touchdowns in a game since QB Brandon Allen tossed a school-record seven touchdowns against Mississippi State in 2015.
- Jefferson has rushed for a touchdown in four of the six games he has played in this season. He has thrown and rushed for a touchdown in the same game four times in 2022 and seven total times in his career, including a six-touchdown effort (3 passing, 3 rushing) at Ole Miss last season.
- Since 2000, Jefferson is one of six SEC quarterbacks - Texas A&M QB Johnny Manziel (2012), Mississippi State QB Dak Prescott (2015), Ole Miss QB Chad Kelly (2015), LSU QB Joe Burrow (2018), Ole Miss QB Matt Corral (2021) - to throw for 3+ touchdowns and rush for 3+ scores in the same game.
- Jefferson is the only SEC quarterback, and one of eight FBS quarterbacks, with 1,400+ passing yards, 14+ passing touchdowns, 300+ rushing yards and 3+ rushing scores on the year:

Player	School	Passing Yards	Passing TDs	Rushing Yards	Rushing TDs
DeQuan Finn	Toledo	1,646	18	521	8
Bo Nix	Oregon	1,809	17	382	8
Spencer Sanders	Oklahoma State	2,030	15	352	8
D.J. Uiagalelei	Clemson	1,814	17	350	4
KJ Jefferson	Arkansas	1,463	14	344	4
Todd Centeio	James Madison	1,780	17	333	5
Frank Harris	UTSA	2,538	17	319	5
Cameron Rising	Utah	1,855	15	308	6



Following the win at BYU, Arkansas improved to a perfect 8-0 against non-conference foes under **Sam Pittman**. He is the first Arkansas head coach to win his first eight non-conference games.



KJ Jefferson, one of four SEC quarterbacks to pass for 1,400+ yards and rush for 300+ yards this season, threw for a career-high five touchdowns against BYU.

RAZORBACK NOTEBOOK

RUNNIN' RAZORBACKS

- The Razorback rushing attack remains as explosive as ever through seven games this year. Arkansas is second in the SEC and ranks ninth nationally in rushing, averaging 240.0 yards per game on the ground this season.
- Arkansas has totaled 200+ rushing yards in six of seven games this season, led by a 100-yard rusher in each of the first seven games this year. Dating back to 2021 Arkansas has had a 100-yard rusher in a program-record eight straight games:

Streak	Player	Opponent (Date)	Carries	Yards	TDs
1	QB KJ Jefferson	Penn State (1/1/22)	20	110	1
2	RB Raheim Sanders	Cincinnati (9/3/22)	20	117	0
3	RB Raheim Sanders	South Carolina (9/10/22)	24	156	2
4	RB Raheim Sanders	Missouri St. (9/17/22)	22	167	1
5	QB KJ Jefferson	Texas A&M (9/24/22)	18	105	1
6	RB Raheim Sanders	Alabama (10/1/22)	22	101	1
7	QB Malik Hornsby	Mississippi St. (10/8/22)	8	114	0
8	RB Raheim Sanders	BYU (10/15/22)	15	175	2

- Powered by the legs of Jefferson and Sanders, Arkansas is one of five SEC teams (Florida, LSU, Ole Miss & Tennessee) this season with two ball carriers with 300+ rushing yards and 4+ rushing touchdowns on the year.
- Arkansas, armed with a four-headed monster in the backfield a year ago, was the best rushing team in all of Power 5 and boasted the nation's seventh-best rushing attack last season, averaging 227.8 yards per game on the ground.
- The Razorback offense ran for an SEC-leading 2,961 total yards in 2021 – the program's most since 2007 when legendary RB Darren McFadden and RB Felix Jones led the Hogs to a school-record 3,725 rushing yards.
- Four Arkansas ball carriers rushed for 500+ yards last season, powered by QB KJ Jefferson's team-best 664 yards on the ground. RB Trelon Smith (598), RB Raheim Sanders (578) and RB Dominique Johnson (575) also eclipsed the 500-yard mark.
- Arkansas was one of only two teams in the country (Ole Miss) with four ball carriers with 500+ rushing yards in 2021.
- In addition to rushing for 500+ yards, Johnson (7), Jefferson (6), Sanders (5) and Smith (5) each totaled five or more scores on the ground. Arkansas was the only FBS team with four rushers with 500+ rushing yards and 5+ rushing scores last season.
- Arkansas was one of two SEC teams (Tennessee) with a league-best eight games of 200+ rushing yards in 2021.

ROCKET MAN

- Sophomore RB Raheim 'Rocket' Sanders is the Razorbacks' leading man in the backfield through seven games this season, running for a team-leading 870 yards on 140 carries (6.2 avg.) with seven scores on the ground. His 870 rushing yards lead the SEC and rank ninth nationally, and his 124.3 rushing yards per game are first in the SEC and eighth nationally.
- Sanders has contributed 15 catches for 189 yards and a touchdown. He is second in the SEC and eighth nationally in all-purpose yards, generating 151.3 all-purpose yards per game.
- Sanders has rushed for 100+ yards six times in his career, including in five of the Hogs' seven games this season. He eclipsed the 100-yard mark in each of the first three games of the 2022 campaign, becoming the first Arkansas running back to rush for over 100 yards in each of the first three games of a season since Jonathan Williams and Alex Collins each did so in 2013.
- Sanders ran wild in the win over Missouri State, totaling a career-high 167 rushing yards and a score on 22 carries (7.6 avg.). He also hauled in two passes for 75 yards and a touchdown, becoming one of only two SEC players (Florida WR Percy Harvin) since 2000 to record 150+ rushing yards with a rushing score and 70+ receiving yards with a receiving score in a game.
- The Rockledge, Fla., native burst onto the scene one year ago as a first-year newcomer, earning SEC All-Freshman honors from the league's coaches after rushing for 578 yards (5.2 ypc) and five touchdowns in 13 games.
- Sanders finished the season as the first Arkansas freshman ball carrier to run for 400+ yards in a season since RB Devwah Whaley totaled 602 yards on the ground as a true freshman in 2016. He was one of four Razorback rushers to run for at least 500 yards – a feat that had not been accomplished at Arkansas since 1975.

VETERAN PRESENCE UP FRONT

- Arkansas features four veterans – redshirt senior Dalton Wagner, senior Ricky Stromberg, redshirt junior Brady Latham and redshirt junior Beaux Limmer – on its offensive line. The group has combined for 152 career games played & 127 career starts:

Player	Career Games Played	Career Starts (Consecutive Starts)
Dalton Wagner	48	35 (11)
Ricky Stromberg	41	39 (20)
Brady Latham	32	30 (30)
Beaux Limmer	31	23 (18)
Total	152	127

- The Razorbacks have started the same five linemen – Wagner, Stromberg, Latham, Limmer and redshirt senior Luke Jones (seven career starts) – in every game this season, paving the way for RB Raheim Sanders, the SEC's leading rusher.
- Behind the unit's blocking, Arkansas ranks second in the SEC in rushing yards (1,680) and rushing yards per game (240.0) while averaging 488.57 yards of total offense through seven games. Five ball carriers have accumulated 100+ yards rushing in 2022: Sanders (870), QB KJ Jefferson (344), RB AJ Green (182), QB Malik Hornsby (135) and RB Rashod Dubinin (108).
- The group has helped Arkansas have a 100-yard rusher in a program-record eight consecutive games dating back to 2021.
- Thanks to strong blocking upfront, QB KJ Jefferson ranks 10th in the country in passing efficiency (171.5). The Hogs sit third in the SEC in team passing efficiency (161.2) and fifth in passing yards per completion (14.2).



Raheim Sanders has run for 100+ yards in five of the Hogs' seven games this season. He eclipsed 100 yards in each of the first three games, the first Arkansas running back to do so since 2013.



Ricky Stromberg anchors the Razorbacks' offensive line, making 20 consecutive starts at center and helping to block for a 100-yard rusher in a program-record eight consecutive games.

RAZORBACKS IN THE NFL

#PRHOGS



As of Oct. 23, 2022

Name	Pos.	NFL Team
Feleipe Franks	TE	Atlanta Falcons
Armon Watts	DL	Chicago Bears
Brandon Allen	QB	Cincinnati Bengals
Hjalte Froholdt	OL	Cleveland Browns
Jason Peters	OL	Dallas Cowboys
McTelvin Agim^	DL	Denver Broncos
Jerry Jacobs	DB	Detroit Lions
Frank Ragnow	OL	Detroit Lions
Dan Skipper	OL	Detroit Lions
Montaric Brown	DB	Jacksonville Jaguars
Jeremiah Ledbetter^	DL	Jacksonville Jaguars
Trey Flowers*	LB	Miami Dolphins
Hunter Henry	TE	New England Patriots
Deatrich Wise Jr.	DL	New England Patriots
Jonathan Marshall^	DL	New York Jets
Dre Greenlaw	LB	San Francisco 49ers
Treyton Burks*	WR	Tennessee Titans
Cody Hollister	WR	Tennessee Titans
Kamren Curl	DB	Washington Commanders
De'Jon Harris^	LB	Washington Commanders
John Ridgeway	DL	Washington Commanders
Jonathan Williams	RB	Washington Commanders

* Reserve/Injured // ^ Practice Squad



THE HOG POD WITH BO MATTINGLY

Check out the Hog Pod with Bo Mattingly for great stories and insight about Razorback football, including episodes with AD Hunter Yurachek, head coach Sam Pittman, offensive coordinator Kendal Briles, defensive coordinator Barry Odom, QB KJ Jefferson, LB Bumper Pool and others. Find The Hog Pod anywhere you get your podcasts, or visit ArkansasRazorbacks.com/TheHogPod.

RAZORBACK NOTEBOOK

HARD KNOX

- Senior TE Trey Knox is Arkansas' most experienced returning pass catcher from last year's team.
- Knox, who has 71 receptions for 816 yards and seven touchdowns in 40 career games, shifted to tight end last season after beginning his collegiate career at wide receiver and caught 20 balls for 141 yards and one touchdown in the new role.
- He shined in the 2022 season opener with six catches for 75 yards and a career-best two touchdowns, becoming the first Razorback tight end with 2+ receiving scores in a game since Cheyenne O'Grady's two-touchdown game against LSU in 2018.
- No returning Razorback pass catcher from last year's squad has more career receptions than Knox:

Rank	Player	Career Games Played	Career Receptions
1.	WR/TE Trey Knox	40	71
2.	WR Warren Thompson	35	39
3.	RB Raheim Sanders	20	26
4.	TE Hudson Henry	23	23
5.	WR Ketron Jackson Jr.	20	16
6.	RB AJ Green	19	9

NEW GUYS BRING EXPERIENCE

- In addition to leading returnees TE Troy Knox and redshirt senior WR Warren Thompson, a pair of newcomers – redshirt junior WR Jadon Haselwood and senior WR Matt Landers – will help fill the void left by WR Treyton Burks' departure.
- Burks, who cemented his status as one of the greatest wide receivers in school history with 66 catches for 1104 yards and 11 touchdowns last season, was selected by the Tennessee Titans with the No. 18 overall pick of the 2022 NFL Draft.
- Landers and Haselwood are the Razorbacks' leading receivers this season. Landers has caught 25 passes for 360 yards and three scores, while Haselwood has a team-best 31 catches for a team-leading 406 yards and two touchdowns.
- Landers spent the first three seasons of his career at Georgia before transferring at Toledo, where he had 20 catches for 514 yards and five touchdowns in 12 games last year. He has 57 receptions for 1,006 yards and nine scores in 44 career games.
- Haselwood boasts a team-leading 93 career receptions for 1,142 yards and nine touchdowns in 35 games. He led the Sooners with a team-best 39 catches for 399 yards and a team-leading six touchdowns in 2021.

ARKANSAS' ALL-TIME LEADING TACKLER

- Senior LB Bumper Pool, one of Hogs' top playmakers on the defensive side of the football, made the decision to return for a final season at Arkansas after a sensational 2021 campaign.
- Pool led the Razorbacks in total tackles with 125 (45 solo) last year, his second consecutive season with 100+ total tackles.
- He was one of three Arkansas linebackers to record at least 100 total tackles last season. Pool (125; 9.6 tackles per game), LB Grant Morgan (101; 7.7 tackles per game) and LB Hayden Henry (100; 7.7 tackles per game) combined for 326 stops, accounting for 35.6% of the Hogs' total tackles (950).
- Arkansas finished as the only team in the SEC with three players in the league's top 10 in tackles per game last season.
- The Lucas, Texas, product is one of college football's premier tackling machines, totaling the second-most stops (386) among all FBS defenders since 2019. Pool is second to Troy LB Carlton Martial, who has totaled 438 tackles in that same span.
- Through six games this year, Pool once again leads Arkansas in total tackles (66). He has five quarterback hurries and three pass breakups to go with his 3.5 tackles for loss and one sack.
- Pool collected his team-leading 20th career double-digit tackle effort against Mississippi State, his third double-digit tackle performance of the 2022 season.
- Pool, who entered the campaign ranked ninth in Arkansas history with 349 career stops, became Arkansas' all-time leading tackler earlier this season against Mississippi State, which was the sixth game of the year and the 50th game of his career.

Rank	Player	Career Tackles
1.	Bumper Pool (2018-pres.)	415 (163 UT, 252 AT)
2.	Tony Bua (2000-03)	408 (248 UT, 160 AT)
3.	Jerry Franklin (2003-06)	382 (199 UT, 183 AT)
4.	Ken Hamlin (2000-02)	381 (221 UT, 160 AT)
5.	Sam Olajubutu (2003-06)	372 (223 UT, 149 AT)

HOG TRACKER

- Under head coach Sam Pittman, Arkansas has gained 400+ total yards of offense in 21 of 30 games and rushed for 200+ yards in 17 of 30 games.
- Of QB KJ Jefferson's 21 career starts under center, nine have come against top-25 teams in the AP Poll: #1 LSU (2019), #2 Alabama (2021 & 2022), #2 Georgia (2021), #7 Texas A&M (2021), #15 Texas (2021), #17 Ole Miss (2021), #23 Cincinnati (2022), #23 Texas A&M (2022).
- Arkansas has scored 30+ points in 13 of QB KJ Jefferson's 21 career starts: 48 at Missouri (2020), 38 vs. Rice (2021), 40 vs. Texas (2021), 45 vs. Georgia Southern (2021), 51 at Ole Miss (2021), 45 vs. UAPB (2021), 31 vs. Mississippi State (2021), 35 at Alabama (2021), 34 vs. Missouri (2021), 31 vs. Cincinnati (2022), 44 vs. South Carolina (2022), 38 vs. Missouri State (2022), 52 at BYU (2022).
- LB Drew Sanders has racked up a nation-leading 6.5 sacks through seven games this year. The last Arkansas defender to tally double-digit sacks in a season was DE Jake Bequette, who carded 10.0 sacks in 2011.
- LB Bumper Pool has posted two consecutive 100-tackle seasons, totaling 101 tackles in 2020 before racking up a team-leading 125 stops in 2021. Pool, who has 66 total stops through seven games in 2022, could become the first Razorback with three consecutive 100-tackle seasons since LB De'Jon Harris (2017-19).
- K Cam Little has connected on 26-of-32 field goals tries and all 75 of his point-after attempts in his career. His career field goal percentage currently stands at 81.3%, which would rank first all-time in Arkansas' program history (min. 20 made field goals).

RAZORBACK NOTEBOOK

DREW IT UP

- Junior LB Drew Sanders has quickly made his presence felt as a game-changing playmaker for the Razorbacks.
- Through seven games, Sanders leads Arkansas in tackles for loss (7.5), sacks (6.5) and forced fumbles (3) while ranking second in total tackles with 63 (26 solo).
- With the help of Sanders, who is tied for 10th nationally among all FBS defenders in sacks (6.5), Arkansas leads the SEC in sacks per game (3.0) and is third in total sacks (21.0).
- Sanders is the first Arkansas defender with three forced fumbles in a season since DL McTelvin Agim and DL Armon Watts each recorded three forced fumbles in 2018.
- Since 2000, only two SEC defenders have recorded double-digit tackles with 2+ sacks, 2+ forced fumbles and at least one pass breakup in a game: Sanders (Arkansas) vs. South Carolina in 2022 & Greg Hardy (Ole Miss) vs. Alabama in 2007.
- The Denton, Texas, native transferred from Alabama, where he spent the first two year of his collegiate career (2020-21).
- As a sophomore in 2021, Sanders played in 12 games with three starts for the Crimson Tide and totaled 24 tackles, including 2.5 tackles for loss and one sack.



Drew Sanders is the SEC's leader in sacks (6.5) through seven games this season. He is on pace to become the first Arkansas defender with double-digit sacks in more than a decade.

PICK CITY

- Since the start of the 2020 season, the Razorbacks have totaled 30 interceptions in 30 games.
- Arkansas tallied 13 interceptions in 10 games in 2020, 13 interceptions in 13 games in 2021, and has four in seven games in 2022. Junior DB Dwight McGlothlen, a transfer from LSU, recorded the Hogs' first three interceptions this year.
- The Hogs' ball-hawking prowess has been led by redshirt junior DB Jalen Catalon (5) and redshirt junior DB Hudson Clark (4), who made his fourth career interception against BYU in 2022. Junior DB Myles Slusher (2), redshirt junior DB Malik Chavis (1) and redshirt junior DL Eric Gregory (1) have each chipped in interceptions since the start of the 2020 season.

CAM KICKS FOR A CAUSE

- For every field goal hit, sophomore K Cam Little donates \$20 to Down Syndrome Connection of Northwest Arkansas.
- Little donated \$10 per made field goal to DSCNWA last season in the midst of turning in one of the best freshman campaigns in program history, earning Freshman All-America praise from the Football Writers Association of America.
- In his first year on campus, Little connected on 20-of-24 (83.3%) field goal attempts, was a perfect 46-for-46 on point after attempts and led the Razorbacks with 106 points – just the sixth 100-point season by an Arkansas kicker in history.
- Little's stellar freshman campaign etched his name into the Arkansas record books as his 20 made field goals tied K Todd Wright (20 field goals in 1989) for third most in a single season.
- Little's field goal percentage (83.3%) was the fifth best in school history and the best by an Arkansas kicker since 2013.
- His 46 PATs made matched the seventh-most total in a single season in Arkansas history and were the most since K Cole Hedlund's school-record 58 point after attempts made in 2015.
- Nationally, Little's 20 made field goals were second most among all FBS freshman kickers last season, and his field goal percentage (83.3%) was the best among all FBS freshman kickers with a minimum of 20 field goal attempts.
- Little, who has drilled six of his eight field goal tries in 2022, is a perfect 5-for-5 on field goals inside 40 yards this season.
- His career field goal percentage (80.0%) is currently ranks first all-time in Arkansas history (min. 20 made field goals).

FIELD GOAL FUNDRAISER

Game	Opponent	Made-Att.	Money Raised
1	Rice	1-1	\$10
2	Texas	4-4	\$40
3	Georgia Southern	1-1	\$10
4	Texas A&M	2-2	\$20
5	Georgia	0-1	\$0
6	Ole Miss	1-2	\$10
7	Auburn	1-2	\$10
8	UAPB	1-1	\$10
9	Mississippi State	3-4	\$30
10	LSU	3-3	\$30
11	Alabama	0-0	\$0
12	Missouri	2-2	\$20
13	Penn State	1-1	\$10
14	Cincinnati	1-1	\$20
15	South Carolina	0-1	\$0
16	Missouri State	1-1	\$20
17	Texas A&M	0-1	\$0
18	Alabama	2-2	\$40
19	Mississippi State	1-1	\$20
20	BYU	1-1	\$20
		26-32	\$320

EXTRA! EXTRA! READ ALL ABOUT IT!

- Follow [@RazorbackComms](#), the official Twitter account of Razorback Communications, for Arkansas stats and facts. The account is operated by members of the school's communications staff.
- In-game notes and information will be shared in addition to a traditional postgame notes package, which is shared via email and archived at [ArkansasRazorbacks.com](#).



SEC STANDINGS

EASTERN DIVISION

Team	OVR	SEC	Home	Road	Strk
Georgia	7-0	4-0	4-0	2-0	W7
Tennessee	7-0	3-0	5-0	2-0	W7
South Carolina	5-2	2-2	4-1	1-1	W4
Kentucky	5-2	2-2	4-1	1-1	W1
Florida	4-3	1-3	4-2	0-1	L1
Missouri	3-4	1-3	3-1	0-3	W1
Vanderbilt	3-5	0-4	1-2	2-3	L4

WESTERN DIVISION

Team	OVR	SEC	Home	Road	Strk
Alabama	7-1	4-1	4-0	2-1	W1
LSU	6-2	4-1	4-1	2-0	W2
Ole Miss	7-1	3-1	5-0	2-1	L1
Mississippi St.	5-3	2-3	4-0	1-3	L2
Arkansas	4-3	1-3	3-1	1-1	W1
Auburn	3-4	1-3	3-2	0-2	L3
Texas A&M	3-4	1-3	2-1	0-3	L3

SEC SCHEDULE

Saturday, Oct. 29 (Week 9)

Arkansas at Auburn | 11 a.m. | SEC Network

Florida at #1 Georgia | 2:30 p.m. | CBS

Missouri at #25 South Carolina | 3 p.m. | SEC Network

#19 Kentucky at #3 Tennessee | 6 p.m. | ESPN

#15 Ole Miss at Texas A&M | 6:30 p.m. | SEC Network

All times Central

HOGS IN THE POLLS

	AP	Coaches	CFP
Preseason	19	23	-
Sept. 6 (Week 2)	16	17	-
Sept. 11 (Week 3)	10	11	-
Sept. 18 (Week 4)	10	10	-
Sept. 25 (Week 5)	20	19	-
Oct. 2 (Week 6)	RV	25	-
Oct. 9 (Week 7)	NR	NR	-
Oct. 16 (Week 8)	RV	RV	-
Oct. 23 (Week 9)	RV	RV	-
Week 10			
Week 11			
Week 12			
Week 13			
Week 14			
Week 15			

ACTIVE CAREER LEADERS

TACKLES

Rank	Player, Class	Tackles
1.	Bumper Pool, *Sr.	415
2.	Jalen Catalon, R-Jr.	159
3.	Jordan Domineck, R-Sr.	125
4.	Simeon Blair, R-Sr.	103
5.	Hudson Clark, R-Jr.	97

TACKLES FOR LOSS

Rank	Player, Class	TFL
1.	Bumper Pool, *Sr.	26.5
2.	Jordan Domineck, R-Sr.	22.0
3.	Zach Williams, Sr.	11.0
	Terry Hampton, *Sr.	11.0
5.	Drew Sanders, Jr.	10.0
	Eric Gregory, R-Jr.	9.0

SACKS

Rank	Player, Class	Sacks
1.	Jordan Domineck, R-Sr.	13.5
2.	Drew Sanders, Jr.	7.5
3.	Zach Williams, Sr.	6.5
4.	Eric Gregory, R-Jr.	4.5
5.	Terry Hampton, *Sr.	2.5
	Landon Jackson, So.	2.5
	Isaiah Nichols, R-Sr.	2.5

INTERCEPTIONS


Rank	Player, Class	INT
1.	Jalen Catalon, R-Jr.	5
2.	Dwight McGlothern, Jr.	4
	Hudson Clark, R-Jr.	4
4.	Myles Slusher, Jr.	2
5.	Latavious Brini, *Sr.	1
	Malik Chavis, R-Jr.	1
	Eric Gregory, R-Jr.	1

RUSHING

Rank	Player, Class	Yards/TD
1.	Raheim Sanders, So.	1,448/12
2.	KJ Jefferson, R-Jr.	1,133/14
3.	Dominique Johnson, Jr.	618/7
4.	Dennis Daniels, R-Sr.	501/4
5.	AJ Green, So.	409/3

RECEPTIONS

Rank	Player, Class	Receptions/Yards/TD
1.	Jadon Haselwood, R-Jr.	93/1,142/9
2.	Trey Knox, Jr.	71/816/7
3.	Matt Landers, Sr.	57/1,006/9
4.	Warren Thompson, R-Jr.	39/628/5
5.	Raheim Sanders, So.	26/298/2



THE RAZORBACK DAILY

The Razorback Daily is the official daily podcast of the Arkansas Razorbacks. Hosted by Quinn Grovey and Matt Zimmerman, it is the one-stop shop for everything fans need to know about the Hogs: the biggest stories, exclusive interviews and opinions on the most important news of the day. Find The Razorback Daily anywhere you get your podcasts, or visit linktr.ee/razorbackdaily.

RAZORBACK NOTEBOOK

POWER TO THE PORTAL

Arkansas added nine student-athletes, including six defensive players, from the transfer portal in the offseason:

Player	Previous School(s)
DB Latavious Brini	Georgia
DL Jordan Domineck	Georgia Tech
QB Cade Fortin	UNC/South Florida
DL Terry Hampton	Arkansas State
WR Jadon Haselwood	Oklahoma
DL Landon Jackson	LSU
WR Matt Landers	Georgia/Akron
DB Dwight McGlothern	LSU
LB Drew Sanders	Alabama

- Landers turned in an epic performance on the road at BYU, catching a team-leading eight passes for a career-best three touchdowns to become the first Arkansas receiver to catch three touchdowns in a game since the 2015 season.
- Domineck ranks second on the Razorbacks in both sacks (4.5) and tackles for loss (4.5). His 13.5 career sacks are currently the most among all Arkansas defenders.
- McGlothern has started all seven games at cornerback and has reeled in a team-leading three interceptions this season.



Matt Landers is the first Arkansas wide receiver with three receiving touchdowns in a game since WR Drew Morgan hauled in three touchdown passes against Ole Miss in 2015.

TURNED THINGS AROUND

- Sam Pittman's Razorbacks won nine games in 2021, including all three of the program's trophy games for the first time in history in addition to the Outback Bowl, after totaling just eight wins in the three seasons prior to his return to The Hill.
- Arkansas started the 2021 campaign with a 4-0 record, rising to as high as No. 8 in the AP poll - the team's highest ranking since 2011 - and checking in at No. 21 in the final College Football Playoff rankings, tying the Razorbacks' highest-ever ranking from the committee and marking their first time finishing the season in the Top 25 since the CFP's inception in 2014.
- Named the AFCA Region 2 Coach of the Year in 2021, Pittman won seven SEC games in his first two years as head coach, the most since Houston Nutt won 10 in his first two years (1998-99) at the helm.

School	2018	2019	2020	2018-20 Avg.	2021	Win Differential
Arkansas	2	2	3	2.3	9	6.7
Ole Miss	5	4	5	4.7	10	5.3
Georgia	11	12	8	10.3	14	3.7
South Carolina	7	4	2	4.3	7	2.7
Kentucky	10	8	5	7.7	10	2.3
Tennessee	5	8	3	5.3	7	1.7
Mississippi State	8	6	4	6.0	7	1.0
Alabama	14	11	13	12.7	13	0.3
Missouri	8	6	5	6.3	6	-0.3
Texas A&M	9	8	9	8.7	8	-0.7
Vanderbilt	6	3	0	3.0	2	-1.0
Auburn	8	9	6	7.7	6	-1.7
Florida	10	11	8	9.7	6	-3.7
LSU	10	15	5	10.0	6	-4.0



2022 HONORS

PRESEASON ALL-AMERICA

Jalen Catalon • R-Jr. • DB

ESPN – First Team
Phil Steele – First Team
Associated Press – Second Team
Athlon Sports – Second Team
CBS Sports / 247Sports – Second Team
Sporting News – Second Team
Sports Illustrated – Second Team
The Athletic – Second Team
Pro Football Focus – Third Team

Bumper Pool • Sr. • LB

Phil Steele – Second Team
Athlon Sports – Fourth Team
Pro Football Focus – Honorable Mention

Ricky Stromberg • Sr. • OL

The Athletic – Second Team
Phil Steele – Fourth Team

PRESEASON ALL-SEC

Reid Bauer • R-Sr. • P

Pro Football Focus – Third Team

Jalen Catalon • R-Jr. • DB

CBS Sports – First Team
Coaches – First Team
Media – First Team
Phil Steele – First Team
Athlon Sports – Second Team
Pro Football Focus – Second Team

Jadon Haselwood • R-Jr. • WR

Phil Steele – Fourth Team

KJ Jefferson • R-Jr. • QB

Athlon Sports – Third Team

Brady Latham • R-Jr. • OL

CBS Sports – Third Team
Coaches – Third Team
Media – Third Team
Pro Football Focus – Third Team

Beaux Limmer • R-Jr. • OL

Pro Football Focus – Second Team
Athlon Sports – Third Team
Phil Steele – Fourth Team

Cam Little • So. • K

Pro Football Focus – Second Team
Athlon Sports – Fourth Team
Phil Steele – Fourth Team

Isaiah Nichols • R-Sr. • DL

Phil Steele – Fourth Team

Bumper Pool • Sr. • LB

Athlon Sports – First Team
Coaches – First Team
Phil Steele – First Team
Pro Football Focus – First Team
CBS Sports – Second Team
Media – Second Team

Drew Sanders • Jr. • LB

Athlon Sports – Fourth Team

Raheim Sanders • So. • RB

Athlon Sports – Fourth Team

Ricky Stromberg • Jr. • OL

Athlon Sports – First Team
CBS Sports – First Team
Coaches – First Team
Media – First Team
Phil Steele – First Team
Pro Football Focus – Second Team

Dalton Wagner • R-Sr. • OL

Pro Football Focus – Third Team

WATCH LISTS

Arkansas

Joe Moore Award

Reid Bauer • R-Sr. • P

Ray Guy Award

Simeon Blair • R-Sr. • DB

Reese's Senior Bowl

Latavious Brini • Sr. • DB

Reese's Senior Bowl

Jalen Catalon • R-Jr. • DB

Bronko Nagurski Trophy
Chuck Bednarik Award
Jim Thorpe Award

Dominique Johnson • Jr. • RB

Earl Campbell Tyler Rose Award

KJ Jefferson • R-Jr. • QB

Davey O'Brien Award
Johnny Unitas Golden Arm Award
Manning Award
Maxwell Award

Trey Knox • Sr. • TE

Reese's Senior Bowl
William V. Campbell Trophy

Cam Little • So. • K

Danny Wuerffel Trophy
Lou Groza Award

Sam Pittman • Head Coach

Bobby Dodd Coach of the Year Award

Bumper Pool • Sr. • LB

Bronko Nagurski Trophy
Chuck Bednarik Award
Dick Butkus Award
Reese's Senior Bowl
Rotary Lombardi Award

Ricky Stromberg • Jr. • OL

Outland Trophy
Reese's Senior Bowl
Rimington Trophy

Dalton Wagner • R-Sr. • OL

Reese's Senior Bowl

Zach Williams • Sr. • DL

Reese's Senior Bowl

WEEKLY AWARDS

Hudson Clark • R-Jr. • DB

SEC Defensive Player of the Week (Week 7)
Paycom Jim Thorpe Award Player of the Week (Week 7)

Jordan Domineck • R-Sr. • DL

SEC Defensive Lineman of the Week (Week 1)

KJ Jefferson • R-Jr. • QB

Davey O'Brien Award Great 8 (Week 1)
Manning Award Stars of the Week (Week 7)

Bumper Pool • Sr. • LB

SEC Defensive Player of the Week (Week 1)
Paul Hornung Award Honor Roll (Week 2)

Drew Sanders • Jr. • LB

Walter Camp National Defensive Player of the Week (Week 2)
SEC Defensive Player of the Week (Week 2)
Bednarik Award Player of the Week (Week 2)

Ricky Stromberg • Sr. • OL

SEC Offensive Lineman of the Week (Week 2)

MONTHLY AWARDS

Drew Sanders • Jr. • LB

Butkus Award National Linebacker of the Month (Sept.)

MIDSEASON ALL-AMERICA

Beaux Limmer • R-Jr. • OL

Pro Football Focus – Second Team

Dwight McGlothern • Jr. • DB

The Athletic – Second Team

Drew Sanders • Jr. • LB

Associated Press – First Team
CBS Sports – First Team
ESPN – First Team
Sporting News – First Team
The Athletic – Second Team

Ricky Stromberg • Sr. • OL

Sporting News – First Team

GAME 8: AUBURN

MISCELLANEOUS OFFENSE STATS

GAMES WITH A RECEPTION

Player	2018	2019	2020	2021	2022	Career
Nathan Bax	--	0	0	0	2	2
Rashod Dubinion	--	--	--	--	3	3
AJ Green	--	--	--	5	1	6
Jadon Haselwood	--	6	3	12	7	28
Hudson Henry	--	2	5	3	0	10
Malik Hornsby	--	--	--	0	2	2
Ketron Jackson Jr.	--	--	--	4	6	10
KJ Jefferson	--	1	0	0	0	1
Dominique Johnson	--	--	0	5	0	5
Trey Knox	--	7	5	6	6	24
Matt Landers	0	6	1	7	6	20
Raheim Sanders	--	--	--	6	6	12
Bryce Stephens	--	--	--	1	2	3
Warren Thompson	--	--	--	10	5	15
Jaedon Wilson	--	--	--	--	1	1

5+ RECEPTIONS

Player	2018	2019	2020	2021	2022	Career
Jadon Haselwood	--	0	0	1	4	5
Hudson Henry	--	0	1	0	0	1
Trey Knox	--	3	0	1	1	5
Matt Landers	0	0	0	2	1	3

20+ YARD RECEPTION

Player	2018	2019	2020	2021	2022	Career
Rashod Dubinion	--	--	--	--	1	1
AJ Green	--	--	--	1	1	2
Jadon Haselwood	--	--	--	--	3	3
Ketron Jackson Jr.	--	--	--	1	4	5
Dominique Johnson	--	--	0	1	0	1
Trey Knox	--	5	1	0	5	11
Matt Landers	--	--	--	--	6	6
Raheim Sanders	--	--	--	2	2	4
Bryce Stephens	--	--	--	--	1	1
Warren Thompson	--	--	0	4	2	6

40+ YARD RECEPTION

Player	2018	2019	2020	2021	2022	Career
AJ Green	--	--	--	--	1	1
Jadon Haselwood	--	--	--	--	2	2
Ketron Jackson Jr.	--	--	--	0	1	1
Dominique Johnson	--	--	--	0	1	1
Trey Knox	--	--	1	0	0	1
Matt Landers	--	--	--	--	1	1
Raheim Sanders	--	--	--	0	1	1
Bryce Stephens	--	--	--	--	1	1
Warren Thompson	--	--	--	0	1	1

100 YARDS RECEIVING

Player	2018	2019	2020	2021	2022	Career
Jadon Haselwood	--	0	0	0	1	1
Matt Landers	0	0	0	2	1	3

GAMES WITH A RECEIVING TD

Player	2018	2019	2020	2021	2022	Career
Rashod Dubinion	--	--	--	--	1	1
AJ Green	--	--	--	1	0	1
Jadon Haselwood	--	1	0	3	2	6
Hudson Henry	--	--	1	0	0	1
Ketron Jackson Jr.	--	--	--	1	1	2
Dominique Johnson	--	--	0	1	0	1
Trey Knox	--	2	0	1	2	5
Matt Landers	0	1	0	4	1	6
Raheim Sanders	--	--	--	1	1	2
Bryce Stephens	--	--	--	--	1	1
Warren Thompson	--	--	0	2	2	4

GAMES WITH MULTIPLE RECEIVING TDS

Player	2018	2019	2020	2021	2022	Career
Jadon Haselwood	--	0	0	2	0	2
Trey Knox	--	0	0	0	1	1
Matt Landers	0	0	0	1	1	2

10+ YARD RUNS

Player	2018	2019	2020	2021	2022	Career
Reid Bauer	0	0	0	1	0	1
Rashod Dubinion	--	--	--	--	5	5
AJ Green	--	--	--	6	2	8
Malik Hornsby	--	--	0	9	5	14
Javion Hunt	--	--	--	1	0	1
KJ Jefferson	--	3	3	34	10	52
Dominique Johnson	--	--	0	20	1	21
Raheim Sanders	--	--	--	18	23	41

20+ YARD RUNS

Player	2018	2019	2020	2021	2022	Career
Reid Bauer	0	0	0	1	0	1
A.J. Green	--	--	--	2	0	2
Malik Hornsby	--	--	0	3	2	5
KJ Jefferson	--	1	0	4	1	6
Dominique Johnson	--	--	0	6	0	6
Raheim Sanders	--	--	--	3	8	11

100 YARDS RUSHING

Player	2018	2019	2020	2021	2022	Career
Malik Hornsby	--	--	--	0	1	1
KJ Jefferson	--	0	0	1	1	2
Dominique Johnson	--	--	0	1	0	1
Raheim Sanders	--	--	--	1	5	6

GAMES WITH A RUSHING TD

Player	2018	2019	2020	2021	2022	Career
Rashod Dubinion	--	--	--	--	1	1
A.J. Green	--	--	--	1	2	3
Malik Hornsby	--	--	0	1	0	1
KJ Jefferson	--	1	2	3	4	10
Dominique Johnson	--	--	0	6	0	6
Raheim Sanders	--	--	--	3	5	8

GAMES WITH MULTIPLE RUSHING TDS

Player	2018	2019	2020	2021	2022	Career
KJ Jefferson	--	0	0	2	0	2
Dominique Johnson	--	--	0	1	0	1
Raheim Sanders	--	--	--	2	2	4

MISC. OFFENSE STATS

CAREER 100-YARD RUSHING GAMES

Raheim Sanders • So. • RB (6)

175 - BYU, 2022
167 - Missouri State, 2022
156 - South Carolina, 2022
139 - Ole Miss, 2021
117 - Cincinnati, 2022
101 - Alabama, 2022

KJ Jefferson • R-Jr. • QB (2)

110 - Penn State, 2022
105 - Texas A&M, 2022

Dominique Johnson • Jr. • RB (1)

107 - Mississippi State, 2021

Malik Hornsby • R-So. • QB (1)

114 - Mississippi State, 2022

CAREER 100-YARD RECEIVING GAMES

Matt Landers • Sr. • WR (3)

*150 - Eastern Michigan, 2021
*137 - Middle Tennessee, 2021
123 - Missouri State, 2022
*at Toledo

Jadon Haselwood • R-Jr. • WR (1)

113 - Mississippi State, 2022

MISC. DEFENSE STATS

DOUBLE-DIGIT TACKLES

Player	2018	2019	2020	2021	2022	Career
Simeon Blair	--	0	0	0	1	1
Jalen Catalon	--	--	7	1	0	8
Hudson Clark	--	--	1	0	1	2
Joe Foucha	0	2	1	1	0	4
Bumper Pool	1	3	6	7	3	20
Drew Sanders	--	--	0	0	4	4

TEAM LEADER IN TACKLES (Ties included)

Player	2018	2019	2020	2021	2022	Career
Jalen Catalon	--	--	1	1	0	2
Hudson Clark	--	--	1	0	1	2
Bumper Pool	0	3	5	7	2	17
Drew Sanders	--	--	--	--	4	4

GAMES WITH A SACK (Half sacks included)

Player	2018	2019	2020	2021	2022	Career
Simeon Blair	--	--	0	1	0	1
Taurean Carter	--	0	0	1	0	1
Jordan Domineck	0	0	3	5	3	11
Dorian Gerald	--	0	1	0	0	1
Eric Gregory	--	--	3	1	1	5
Landon Jackson	--	--	--	0	3	3
Jayden Johnson	--	--	--	0	2	2
Isaiah Nichols	--	--	1	2	0	3
Chris Paul Jr.	--	--	--	--	1	1
Bumper Pool	0	1	1	0	1	3
Drew Sanders	0	0	0	1	5	6
Myles Slusher	--	--	0	1	0	1
Zach Williams	--	0	1	4	3	8

MULTIPLE SACKS (1.5 sacks or more)

Player	2019	2020	2021	2022	Career
Jordan Domineck	0	0	0	1	1
Dorian Gerald	--	0	1	0	1
Chris Paul	--	--	--	1	1
Drew Sanders	--	0	0	2	2
Zach Williams	0	0	0	1	1

GAME 8: AUBURN

ARKANSAS 20+ YARD PLAYS

Yards	Type	Player(s)	Opponent
82*	PR	Bryce Stephens	Missouri State
73*	Pass	KJ Jefferson to Raheim Sanders	Missouri State
68	Pass	Malik Hornsby to J. Haselwood	Mississippi State
64*	Run	Raheim Sanders	BYU
64	Pass	KJ Jefferson to Ketron Jackson Jr.	Missouri State
56*	Pass	KJ Jefferson to Warren Thompson	Texas A&M
54*	Pass	Malik Hornsby to Bryce Stephens	Mississippi State
52	Run	Malik Hornsby	Mississippi State
47	Pass	KJ Jefferson to Matt Landers	Missouri State
47	Run	Raheim Sanders	South Carolina
44	Pass	Malik Hornsby to J. Haselwood	Mississippi State
43	Run	Raheim Sanders	Missouri State
39*	Pass	KJ Jefferson to Rashod Dubinion	BYU
38*	Pass	KJ Jefferson to Jadon Haselwood	Missouri State
37	Run	Raheim Sanders	Cincinnati
36	Pass	KJ Jefferson to Trey Knox	BYU
36	Pass	KJ Jefferson to Trey Knox	Alabama
34	KR	AJ Green	Missouri State
34	PR	Bryce Stephens	Missouri State
32*	Pass	KJ Jefferson to Ketron Jackson	Texas A&M
32*	Pass	KJ Jefferson to Trey Knox	Cincinnati
30	Pass	KJ Jefferson to Ketron Jackson	BYU
30	Pass	KJ Jefferson to AJ Green	BYU
30	Pass	KJ Jefferson to Jadon Haselwood	Missouri State
29	Pass	KJ Jefferson to Rashod Dubinion	Cincinnati
27	Run	Raheim Sanders	Missouri State
26	Run	Raheim Sanders	Alabama
26	Run	KJ Jefferson	Texas A&M
26	Pass	KJ Jefferson to Matt Landers	Missouri State
25	Run	Malik Hornsby	Mississippi State
24	Run	Raheim Sanders	BYU
24	Run	Raheim Sanders	Cincinnati
23	Pass	Malik Hornsby to Raheim Sanders	Mississippi State
23*	Pass	KJ Jefferson to Warren Thompson	South Carolina
22	Pass	KJ Jefferson to Trey Knox	BYU
22	Pass	KJ Jefferson to Trey Knox	Cincinnati
21	Pass	Malik Hornsby to Ketron Jackson	Mississippi State
20	Pass	KJ Jefferson to Matt Landers	Alabama
20	Pass	KJ Jefferson to Matt Landers	Missouri State
20	Pass	KJ Jefferson to Matt Landers	Cincinnati

* touchdown scored on play

HEAD COACH SAM PITTMAN

• Led Arkansas to wins over Texas A&M (Southwest Classic), LSU (Battle for the Golden Boot) and Missouri (Battle Line Rivalry) to capture all three rivalry trophies for the first time in school history in 2021.

• The Razorbacks won a bowl game for first time since 2016 and first Jan. 1 bowl since 2000 with Outback Bowl victory.

• Guided Arkansas to eight regular-season wins in 2021, the team's most victories in a regular season since the 2011 campaign.

Sam Pittman, one of the nation's premier recruiters, was named the 34th head coach in Razorback history prior to the 2020 season and has led one of the most remarkable program turnarounds in college football since taking the helm.

Preaching belief, it did not take long for Pittman to make the state proud. After restoring belief in his first season as the head coach, Pittman pushed the program back onto the national scene in just his second year. The Razorbacks won eight games combined in the three seasons prior to Pittman's arrival before winning nine games in 2021, including an Outback Bowl victory over Penn State, for the program's most wins in a decade. Arkansas finished the season ranked No. 21 in the Associated Press Poll and No. 20 in the USA Today Coaches' Poll, ending the season ranked for the first time since 2011.

The Hogs started the 2021 season 4-0 and rose to No. 8 in the Associated Press poll early in the season - the team's highest ranking since 2011 - and later set a program first by being ranked in consecutive College Football Playoff rankings after the Razorbacks beat No. 17 Mississippi State. For the first time in history, the Hogs also captured all three of the program's trophy games, beating No. 7 Texas A&M in the Southwest Classic, winning at LSU to recapture the Golden Boot and topping Missouri in the season finale to earn the Battle Line Rivalry trophy. Pittman and the Razorbacks entered the postseason with eight wins - the most regular season victories at Arkansas since 2011 - before adding a fourth trophy to the case with a 24-10 win over the Nittany Lions in Tampa, Fla. at the Outback Bowl.

Pittman's players have also been in the spotlight over the last two seasons. Linebacker Grant Morgan became the first Razorback in history to win the Burlsworth Trophy - given annually to the nation's best player who started his career as a walk-on - and just the 16th Hog ever to earn Walter Camp Football Foundation All-America honors. Earlier this spring, Treyton Burks became the first Arkansas player to be selected in the first round of the NFL Draft since 2018 when Pittman protégé Frank Ragnow was taken 20th overall. Burks went 16th overall to Tennessee after being named a First-Team All-SEC wide receiver. Montaric Brown earned All-SEC first team honors this past season before being selected by the Jacksonville Jaguars. Burks and Brown were joined by John Ridgeway (Dallas Cowboys) to give Arkansas their most players selected in the NFL Draft since 2019.

Pittman's program has also proven to be strong on the recruiting trail. The Razorbacks have hauled in consecutive Top 30 classes while also finding impact players in the transfer portal. This past fall, freshmen running backs Raheim Sanders and AJ Green along with wide receiver Ketrone Jackson and defensive back Jayden Johnson all made significant contributions with Sanders being one of four Hogs to eclipse 500 yards rushing. The 2021 team also featured five players from the transfer portal.

Under the first-year head coach in 2020, Arkansas compiled a 3-7 record against an ultra-challenging SEC-only schedule in a season marred by the COVID-19 pandemic. In week two, the Razorbacks defeated No. 16 Mississippi State on the road, 21-14, snapping a 20-game SEC losing streak and claiming their first win against a ranked team since November 2016. Pittman oversaw immediate change on both sides of the ball with the offense averaging 51 more total yards per game and the defense forcing seven more interceptions than the 2019 team. Linebacker Grant Morgan earned Walter Camp second-team All-America honors, becoming the 16th Razorback in program history to earn the nod from the nation's oldest All-America team. Pittman guided the Razorbacks to their 43rd all-time bowl berth, becoming the fifth coach in school history to lead the team to a bowl in his first season and first since Houston Nutt in 1998 (Florida Citrus Bowl). The 2020 Texas Bowl, however, was canceled due to COVID-19 issues within TCU's program.

Before his return to Fayetteville, Pittman spent four seasons on staff at Georgia, including the 2019 season when he served as associate head coach and offensive line coach for the Bulldogs. He arrived in Athens in 2016 as the offensive line coach as part of Kirby Smart's first staff. In his four seasons with the Bulldogs, Pittman helped Georgia to unprecedented success including three-straight Southeastern Conference Eastern Division titles. Pittman's linemen paved the way for the Bulldogs' rushing attack in 2019 led by D'Andre Swift, who finished fourth in the league with 1,216 yards just ahead of Arkansas' Rakeem Boyd (1,133). Andrew Thomas, Isaiah Wilson and Solomon Kindley led the way up front on Pittman's o-line and later heard their names called in the NFL Draft with Thomas and Wilson going in the first round.

An original member of Bret Bielema's staff at Arkansas in 2013, Pittman helped build the Razorbacks' offensive line into one of the league's best. He quickly made an impact, helping Travis Swanson earn first-team All-America honors and Rimington Trophy finalist honors in 2013. His first two offensive lines at Arkansas led the SEC in sacks allowed per game and his offensive line in 2014 paved the way for two 1,000-yard rushers in Jonathan Williams and Alex Collins. The unit averaged 328.4 pounds per player, making it the largest offensive line in the FBS and NFL that season.

The Oklahoma native has coached at seven different Power 5 schools during his 32 years of coaching, including Oklahoma, Missouri, Kansas, North Carolina and Tennessee. With a wealth of experience, Pittman is widely regarded as one of the nation's best offensive line coaches. He has coached 17 players that have been selected in the NFL Draft since 2013, including first round picks Andrew Thomas (4th in 2020), Isaiah Wilson (29th in 2020), Ragnow (20th in 2018), Isaiah Wynn (23rd overall in 2018), Ja'Wuan James (19th overall in 2014) and Jonathan Cooper (7th overall in 2013).

Overall, Pittman has coached seven offensive linemen that were selected in the first round of the NFL Draft, including Stockar McDougle (20th overall in 2000). Pittman also became the highest drafted Razorback center in school history at the time when he was picked 76th overall in 2014.

Pittman's coaching career began in 1987 as the head coach at Princeton (Mo.) HS. He coached at Hutchinson (Kan.) CC for three seasons, including the final two as the head coach, before getting his first FBS opportunity as Northern Illinois' offensive line coach in 1994. He later returned to NIU to help the Huskies to a pair of division championships and two bowl games and was the first assistant head coach in program history.

Pittman played defensive end at Pittsburg State, where he was a first-team NAIA All-American and twice earned all-conference recognition. He graduated with a bachelor's degree in education in 1986 and was inducted into the PSU Athletics Hall of Fame in 1998. As a senior at Grove High School, Pittman won the state Class 3A shot put title.

He and his wife, Jamie, reside in Fayetteville. Full bio on ArkansasRazorbacks.com.



COACHING HISTORY

2020-pres.	Arkansas Head Coach
2019	Georgia Associate Head Coach/OL
2016-18	Georgia Offensive Line
2013-15	Arkansas Asst. HC/OL/Recruiting Coord.
2012	Tennessee Offensive Line
2011	North Carolina Associate Head Coach/OL
2007-10	North Carolina Offensive Line
2004-06	Northern Illinois Assistant Head Coach/OL
2003	Northern Illinois Offensive Line
2001	Kansas Offensive Line
2000	Missouri Offensive Line
1999	Western Michigan Assistant Coach
1997-98	Oklahoma Offensive Line
1996	Cincinnati Offensive Tackles/Tight Ends
1994-95	Northern Illinois Offensive Line
1992-93	Hutchinson (Kan.) CC Head Coach
1991	Hutchinson (Kan.) CC Offensive Line
1989-90	Trenton (Mo.) HS Head Coach
1987-88	Princeton (Mo.) HS Head Coach

GAME 8: AUBURN

GAME-BY-GAME BREAKDOWN

	FINAL	SCORE BY QUARTER					FIRST DOWNS					RUSHING			PASSING			OFFENSE		PUNTING	FUMBLES	PENALTY	THIRD	TOTAL
GAME	SCORE	1	2	3	4	OT	RU	PA	PN	TOT	ATT	YDS	TD	C-A-I	YDS	TD	ATT	YDS	NO-NET	AVG	NO-LOST	NO-YDS	DOWNS	TOP
Cincinnati	24	0	0	17	7		7	15	2	24	31	111	1	26-43-1	325	2	76	436	4-185-46.2	2-1	10-65	8/16	31:24	
Arkansas	31	7	7	10	7		11	11	1	23	45	224	1	18-26-0	223	3	71	447	6-231-38.5	3-1	7-63	8/16	28:36	
S. Carolina	30	3	6	7	14		5	12	5	22	29	295	3	24-39-1	376	1	68	416	3-65-21.7	5-2	5-41	3-10	25:23	
Arkansas	44	7	14	0	23		20	7	1	28	65	40	5	18-21-0	162	1	86	457	3-107-35.7	0-0	10-122	9-16	34-37	
Missouri St.	27	7	10	7	3		5	14	2	21	32	52	2	24-43-0	357	1	75	409	8-380-47.5	0-0	8-63	7-18	35:51	
Arkansas	38	0	14	3	21		10	11	1	22	36	212	2	19-31-1	385	2	67	597	3-113-37.7	2-2	6-58	5-13	24:09	
Arkansas	21	14	0	0	7		17	7	0	24	54	244	1	12-19-0	171	2	73	415	6-218-36.3	5-1	3-30	6-15	30:34	
Texas A&M	23	0	13	10	0		7	7	2	16	34	192	1	11-21-0	151	1	55	343	5-218-43.6	3-0	9-65	4-12	29:26	
Alabama	49	14	14	0	21		9	7	1	17	42	317	5	11-22-1	238	2	64	555	3-137-45.7	3-0	10-101	9-14	26:38	
Arkansas	26	0	7	16	3		14	9	4	27	51	187	2	17-34-0	190	1	85	377	8-340-42.5	2-1	6-31	5-17	33:22	
Arkansas	17	0	10	7	0		11	7	0	18	44	241	1	10-23-2	242	1	67	483	4-164-41	1-0	10-84	8-16	24:19	
Miss. State	40	14	7	13	6		11	16	6	33	37	173	3	31-48-0	395	3	85	568	3-131-43.7	0-0	4-45	5-13	35:41	
Arkansas	52	7	25	14	7		14	18	2	34	42	277	2	29-40-0	367	5	82	644	1-62-62	1-1	7-98	12-15	31:13	
BYU	35	13	8	14	0		7	16	4	27	30	115	2	26-41-1	356	3	71	471	2-86-43	4-2	4-50	7-13	28:47	

Arkansas

Auburn

Liberty

Arkansas

LSU

Arkansas

Ole Miss

Arkansas

Arkansas

Missouri

AP POLL

Rank	Team	Record	Points	Previous
1	Georgia (31)	7-0	1,530	1
2	Ohio State (18)	7-0	1,513	2
3	Tennessee (13)	7-0	1,476	3
4	Michigan	7-0	1,382	4
5	Clemson (1)	8-0	1,318	5
6	Alabama	7-1	1,266	6
7	TCU	7-0	1,213	8
8	Oregon	6-1	1,114	10
9	Oklahoma State	6-1	1,064	11
T-10	USC	6-1	927	12
T-10	Wake Forest	6-1	927	13
12	UCLA	6-1	803	9
13	Penn State	6-1	783	16
14	Utah	5-2	766	15
15	Ole Miss	7-1	744	7
16	Syracuse	6-1	626	14
17	Illinois	6-1	508	18
18	LSU	6-2	502	18
19	Kentucky	5-2	429	19
20	Cincinnati	6-1	386	21
21	North Carolina	6-1	278	22
22	Kansas State	5-2	272	17
23	Tulane	7-1	243	25
24	North Carolina State	5-2	169	23
25	South Carolina	5-2	113	RV

Other receiving votes: Texas 38, Liberty 35, Oregon State 25, Mississippi State 10, Maryland 8, Troy 3, UTSA 1, Arkansas 1, Washington 1, Florida State 1

USA TODAY COACHES POLL

Rank	Team	Record	Points	Previous
1	Georgia (43)	7-0	1,550	1
2	Ohio State (17)	7-0	1,516	2
3	Tennessee (2)	7-0	1,424	4
4	Michigan (1)	7-0	1,407	3
5	Clemson	8-0	1,325	5
6	Alabama	7-1	1,264	6
7	TCU	7-0	1,184	8
8	Oregon	6-1	1,125	9
9	Oklahoma State	6-1	1,031	11
10	Wake Forest	6-1	949	13
11	USC	6-1	941	12
12	Ole Miss	7-1	816	7
13	Penn State	6-1	789	16
14	Utah	5-2	782	15
15	UCLA	6-1	744	10
16	Syracuse	6-1	554	14
17	Kentucky	5-2	473	18
18	Illinois	6-1	469	20
19	Cincinnati	6-1	441	19
20	LSU	6-2	350	NR
21	North Carolina	6-1	347	22
22	Kansas State	5-2	261	17
23	North Carolina State	5-2	259	23
24	Tulane	7-1	206	25
25	South Carolina	5-2	87	NR

Others receiving votes: Texas 48, Liberty 42, Maryland 24, Washington 22, Oregon State 21, Baylor 6, UTSA 4, Mississippi State 4, Troy 3, Arkansas 3, Coastal Carolina 2, UCF 1, Boise State 1.

GAME-BY-GAME LEADERS

Opponent	Rushes	Rush Yards	Catches	Receiving Yards	Tackles	Tackles For Loss	Sacks
Cincinnati	20, Raheim Sanders	122, Raheim Sanders	6, Trey Knox	75, Trey Knox	13, Bumper Pool	1.5, Zach Williams	1, Sanders/Domineck
South Carolina	24, Raheim Sanders	156, Raheim Sanders	5, Jadon Haselwood	45, Matt Landers	11, Drew Sanders	3.0, Drew Sanders	2, Drew Sanders
Missouri State	22, Raheim Sanders	167, Raheim Sanders	7, Matt Landers	123, Matt Landers	12, Drew Sanders	2.5, Drew Sanders	2.5, Drew Sanders
Texas A&M	18, KJ Jefferson	105, KJ Jefferson	5, Jadon Haselwood	57, Warren Thompson	7, Bumper Pool	2.0, Eric Gregory	1, Gregory/Jackson
Alabama	22, Raheim Sanders	101, Raheim Sanders	6, Jadon Haselwood	48, Ketron Jackson Jr.	12, Drew Sanders	1.5, Bumper Pool	1.0, Drew Sanders
Mississippi State	20, Raheim Sanders	114, Malik Hornsby	4, Raheim Sanders	113, Jadon Haselwood	16, Drew Sanders	--	--
BYU	15, Raheim Sanders	175, Raheim Sanders	8, Matt Landers	99, Matt Landers	11, Hudson Clark	1.0, Brini, Paul Jr., Ball	--

OFFENSE

WR	2	Ketron Jackson Jr.	So. // 6-2 // 203
	84	Warren Thompson	R-Sr. // 6-3 // 198
WR	9	Jadon Haselwood	R-Jr. // 6-3 // 213
	14	Bryce Stephens	R-Fr. // 6-0 // 176
LT	70	Luke Jones	R-Sr. // 6-5 // 327
	72	Andrew Chamblee	Fr. // 6-6 // 303
LG	62	Brady Latham	R-Jr. // 6-5 // 307
	74	Jalen St. John	R-So. // 6-5 // 327
C	51	Ricky Stromberg	Sr. // 6-4 // 313
	75	Patrick Kutas	Fr. // 6-5 // 305
RG	55	Beaux Limmer	R-Jr. // 6-5 // 302
	76	E'Marion Harris	Fr. // 6-7 // 340
RT	78	Dalton Wagner	*R-Sr. // 6-9 // 331
	53	Ty'Kieast Crawford	Jr. // 6-5 // 325
QB	1	KJ Jefferson	R-Jr. // 6-3 // 242
	4	Malik Hornsby	R-So. // 6-2 // 186
	10	Cade Fortin	R-Sr. // 6-3 // 218
RB	5	Raheim Sanders	So. // 6-2 // 227
	0	AJ Green	So. // 5-11 // 208
	6	Rashod Dubinion	Fr. // 5-10 // 211
	20	Dominique Johnson	Jr. // 6-1 // 247
TE	7	Trey Knox	Sr. // 6-5 // 245
	89	Nathan Bax	R-Sr. // 6-4 // 252
	82	Hudson Henry	R-Jr. // 6-5 // 254
WR	3	Matt Landers	*Sr. // 6-5 // 197
	13	Jaedon Wilson	R-Fr. // 6-3 // 175

DEFENSE

DE	40	Landon Jackson	So. // 6-7 // 274
	58	Jashaud Stewart	Jr. // 6-2 // 251
DT	50	Eric Gregory	R-Jr. // 6-4 // 303
	99	Terry Hampton	*Sr. // 6-1 // 314
DT	33	Isaiah Nichols	R-Sr. // 6-3 // 315
	5	Cam Ball	R-Fr. // 6-5 // 303
DE	56	Zach Williams	Sr. // 6-4 // 261
	14	Jordan Domineck	R-Sr. // 6-3 // 251
WILL	10	Bumper Pool	*Sr. // 6-2 // 232
	36	Jordan Crook	Fr. // 6-0 // 232
	45	Jackson Woodard	R-So. // 6-3 // 231
MIKE	42	Drew Sanders	Jr. // 6-5 // 233
	27	Chris Paul Jr.	R-Fr. // 6-1 // 230
CB	3	Dwight McGlothern	Jr. // 6-2 // 181
	16	Keuan Parker	R-Fr. // 5-11 // 178
S	7	Latavious Brini	*Sr. // 6-2 // 215
	19	Khari Johnson	Jr. // 6-0 // 192
S	15	Simeon Blair	R-Sr. // 5-10 // 208
	8	Jayden Johnson	So. // 6-2 // 204
CB	4	Malik Chavis	R-Jr. // 6-2 // 192
	17	Hudson Clark	R-Jr. // 6-2 // 182
NB	2	Myles Slusher	Jr. // 6-0 // 194
-OR-	8	Jayden Johnson	So. // 6-2 // 204
	18	Trent Gordon	R-Sr. // 5-11 // 188
	6	Jacorrei Turner	R-So. // 6-2 // 206

SPECIAL TEAMS

K	29	Cam Little	So. // 6-2 // 181
KO	39	Jake Bates	*Sr. // 5-10 // 202
P	30	Reid Bauer	R-Sr. // 5-11 // 206
-OR-	31	Max Fletcher	Fr. // 6-5 // 178
LS	48	Eli Stein	Fr. // 6-3 // 227
	52	John Oehrlein	R-Jr. // 6-1 // 235
-OR-	46	Francisco Castro	R-Fr. // 6-1 // 217
H	30	Reid Bauer	R-Sr. // 5-11 // 206
KR	0	AJ Green	So. // 5-11 // 208
	6	Rashod Dubinion	Fr. // 5-10 // 211
PR	14	Bryce Stephens	R-Fr. // 6-0 // 176
	85	Harper Cole	R-So. // 5-9 // 178

GAME 8: AUBURN

GAME-BY-GAME OFFENSIVE STARTERS

Opponent	LT	LG	C	RG	RT	TE	TE/WR	QB	RB	WR	WR
Cincinnati	L. Jones	Latham	Stromberg	Limmer	Wagner	Knox	Thompson	Jefferson	R. Sanders	Haselwood	Landers
South Carolina	L. Jones	Latham	Stromberg	Limmer	Wagner	Knox	Thompson	Jefferson	R. Sanders	Haselwood	Landers
Missouri State	L. Jones	Latham	Stromberg	Limmer	Wagner	Knox	Thompson	Jefferson	R. Sanders	Haselwood	Landers
vs. Texas A&M	L. Jones	Latham	Stromberg	Limmer	Wagner	Knox	Thompson	Jefferson	R. Sanders	Haselwood	Landers
Alabama	L. Jones	Latham	Stromberg	Limmer	Wagner	Knox	K. Jackson	Jefferson	R. Sanders	Haselwood	Landers
at Mississippi State	L. Jones	Latham	Stromberg	Limmer	Wagner	Knox	K. Jackson	Fortin	R. Sanders	Haselwood	Landers
at BYU	L. Jones	Latham	Stromberg	Limmer	Wagner	Knox	K. Jackson	Jefferson	R. Sanders	Haselwood	Landers
at Auburn											
Liberty											
LSU											
Ole Miss											
at Missouri											

GAME-BY-GAME DEFENSIVE STARTERS

Opponent	DE	DT	DT	DE	WILL	MIKE	CB	S	S	CB	NB	DIME
Cincinnati	Stewart	Gregory	Nichols	Z. Williams	Pool	D. Sanders	McGlothorn	Catalon	Blair	Clark	Slusher	--
South Carolina	Gregory	--	Nichols	Z. Williams	Pool	D. Sanders	McGlothorn	Brini	Blair	Clark	J. Johnson	K. Johnson
Missouri State	Jackson	Gregory	Nichols	Z. Williams	Pool	D. Sanders	McGlothorn	Brini	Blair	Chavis	J. Johnson	--
vs. Texas A&M	Jackson	Gregory	Nichols	Z. Williams	Pool	D. Sanders	McGlothorn	J. Johnson	Blair	Chavis	Slusher	--
Alabama	Jackson	--	Nichols	Z. Williams	Pool	D. Sanders	McGlothorn	J. Johnson	Blair	Chavis	Slusher	K. Johnson
at Mississippi State	Jackson	--	Nichols	Z. Williams	Pool	D. Sanders	McGlothorn	Clark	Blair	Chavis	J. Johnson	K. Johnson
at BYU	Jackson	Hampton	Nichols	Gregory	Pool	D. Sanders	McGlothorn	Clark	Brini	Chavis	Blair	--
at Auburn												
Liberty												
LSU												
Ole Miss												
at Missouri												

CAREER STARTS

OFFENSE	2022	2021	2020	2019	2018	TOT	CONS	DEFENSE	2022	2021	2020	2019	2018	TOT	CONS
Ricky Stromberg, OL, Sr.	7	13	8	11	-	39	19	Bumper Pool, LB, *Sr.	7	1	9	12	4	33	7
Dalton Wagner, OL, *R-Sr.	7	10	5	12	1	35	12	Terry Hampton, DL, *Sr.	1	2	11	6	0	20	1
Brady Latham, OL, R-Jr.	7	13	10	0	-	30	30	Isaiah Nichols, DL, R-Sr.	7	4	7	0	-	18	7
Trey Knox, WR, Sr.	7	0	6	11	-	24	7	Simeon Blair, DB, R-Sr.	7	7	2	0	-	16	10
Beaux Limmer, OL, R-Jr.	7	11	6	0	-	24	18	Jalen Catalon, DB, R-Jr.	1	6	9	0	-	16	-
KJ Jefferson, QB, R-Jr.	6	13	1	1	-	21	1	Jordan Domineck, DL, R-Sr.	0	8	4	3	0	15	-
Jadon Haselwood, WR, R-Jr.	7	12	0	0	1	20	7	Eric Gregory, DL, R-Jr.	5	3	7	-	-	15	1
Warren Thompson, WR, R-Sr.	4	3	3	0	0	10	-	Hudson Clark, DB, R-Jr.	4	4	7	-	-	15	2
Matt Landers, WR, Sr.	7	0	0	1	0	8	7	Latavious Brini, DB, *Sr.	3	11	0	0	0	14	1
Luke Jones, OL, R-Sr.	7	0	0	0	0	7	7	Dwight McGlothorn, DB, Jr.	7	6	0	-	-	13	7
Raheim Sanders, RB, So.	7	0	-	-	-	7	7	LaDarius Bishop, DB, R-Sr.	0	9	1	3	-	13	-
Dominique Johnson, RB, Jr.	0	6	0	-	-	6	-	Myles Slusher, DB, Jr.	3	7	2	-	-	12	-
Cade Fortin, QB, R-Sr.	1	2	0	0	2	5	-	Zach Williams, DL, Sr.	6	0	4	0	-	10	-
Hudson Henry, TE, R-Jr.	0	0	5	-	-	5	-	Drew Sanders, LB, Jr.	7	3	0	-	-	10	7
Ketron Jackson Jr., WR, So.	3	0	-	-	-	3	3	Jayden Johnson, DB, So.	4	3	-	-	-	7	-
								Malik Chavis, DB, R-Jr.	4	2	0	-	-	7	5
								Dorian Gerald, DL, *R-Sr.	0	1	1	2	2	6	-
								Landon Jackson, DL, So.	5	0	-	-	-	5	5
								Khari Johnson, DB, Jr.	3	0	1	-	-	4	-
								Jashaud Stewart, DL, Jr.	1	1	0	-	-	2	-
								Taurean Carter, DL, R-Jr.	0	0	1	0	-	1	-

EXPERIENCE ANALYSIS

The chart to the right shows Arkansas' offensive and defensive starting lineups over the last 15 years with numbers representing total starts by classes and percentages of total starts for the entire season.

Season	G	SR	JR	SO	FR	UpperCI%
2022	7 (4-3)	71 (46.1%)	63 (40.9%)	20 (13.0%)	0 (0.0%)	134 (87.0%)
2021	13 (9-4)	159 (55.6%)	58 (20.3%)	66 (23.1%)	3 (0.1%)	217 (75.9%)
2020	10 (3-7)	70 (31.8%)	50 (22.7%)	45 (20.5%)	55 (25.0%)	120 (54.6%)
2019	12 (2-10)	77 (29.2%)	55 (20.8%)	73 (27.7%)	59 (22.4%)	132 (50.0%)
2018	12 (2-10)	103 (39.2%)	86 (32.7%)	44 (16.7%)	30 (11.4%)	189 (71.2%)
2017	12 (4-8)	66 (25.0%)	108 (40.1%)	65 (24.6%)	25 (9.5%)	174 (65.9%)
2016	13 (7-6)	114 (39.9%)	82 (28.7%)	70 (24.5%)	20 (6.9%)	196 (68.5%)
2015	13 (8-5)	67 (23.4%)	143 (50.0%)	58 (20.3%)	18 (6.3%)	210 (73.4%)
2014	13 (7-6)	92 (32.2%)	72 (25.2%)	89 (31.1%)	33 (11.5%)	164 (57.3%)
2013	12 (3-9)	107 (40.5%)	59 (22.3%)	57 (21.6%)	41 (15.5%)	166 (66.7%)
2012	12 (4-8)	99 (37.5%)	87 (33.0%)	31 (11.7%)	46 (17.4%)	186 (70.5%)
2011	13 (11-2)	110 (38.5%)	97 (33.9%)	65 (22.7%)	14 (4.9%)	207 (72.4%)
2010	13 (10-3)	102 (35.7%)	107 (37.4%)	44 (15.4%)	33 (11.5%)	209 (73.1%)
2009	13 (8-5)	74 (25.9%)	83 (29.0%)	115 (40.2%)	14 (4.9%)	157 (54.9%)
2008	12 (5-7)	58 (22.0%)	64 (24.2%)	65 (24.6%)	77 (29.2%)	112 (46.2%)

GAME 8: AUBURN

ARKANSAS INDIVIDUAL SEASON-HIGHS

Rush Attempts	24	Raheim Sanders vs. South Carolina, 9/10
Yards Rushing	175	Raheim Sanders at BYU, 10/15
TD Rushes	2 (2x)	Raheim Sanders at BYU, 10/15
Long Rush	64	Raheim Sanders at BYU, 10/15
Pass Attempts	40	KJ Jefferson at BYU, 10/15
Pass Completions	29	KJ Jefferson at BYU, 10/15
Yards Passing	385	KJ Jefferson vs. Missouri State, 9/17
TD Passes	5	KJ Jefferson at BYU, 10/15
Long Pass	73	Jefferson to R. Sanders vs. Missouri State, 9/17
Receptions	8	Matt Landers at BYU, 10/15
Yards Receiving	123	Matt Landers vs. Missouri State, 9/17
TD Receptions	3	Matt Landers at BYU, 10/15
Long Reception	73	Raheim Sanders vs. Missouri State, 9/17
Field Goals	2	Cam Little vs. Alabama, 10/1
Long Field Goal	34	Cam Little vs. Alabama, 10/1
Punts	8	Max Fletcher vs. Alabama, 10/1
Punting Avg.	62.0	Reid Bauer at BYU, 10/15
Long Punt	62	Reid Bauer at BYU, 10/15
Punts Inside 20	2 (2x)	Max Fletcher vs. Texas A&M, 9/24
Long Punt Return	82	Bryce Stephens vs. Missouri State, 9/17
Long Kickoff Return	34 (2x)	AJ Green vs. Missouri State, 9/17
Tackles	16	Drew Sanders at Mississippi State, 10/8
Sacks	2.5	Drew Sanders vs. Missouri State, 9/17
Tackles For Loss	3.0	Drew Sanders vs. South Carolina, 9/10
Interceptions	1 (4x)	Hudson Clark at BYU, 10/15

ARKANSAS TEAM GAME-HIGHS

Rushes	65	South Carolina, 9/10
Yards Rushing	295	South Carolina, 9/10
Yards Per Rush	6.6	at BYU, 10/15
TD Rushes	5	South Carolina, 9/10
Pass Attempts	40	at BYU, 10/15
Pass Completions	29	at BYU, 10/15
Yards Passing	385	Missouri State, 9/17
Yards Per Pass Comp.	24.2	at Mississippi State, 10/8
TD Passes	5	at BYU, 10/15
Total Plays	86	South Carolina, 9/10
Total Offense	644	at BYU, 10/15
Yards Per Play	8.9	Missouri State, 9/17
Points	52	at BYU, 10/15
Sacks By	8	Missouri State, 9/17
First Downs	34	at BYU, 10/15
Penalties	10 (2x)	at Mississippi State, 10/8
Penalty Yards	121	South Carolina, 9/10
Turnovers	3	Missouri State, 9/17
Interceptions By	1 (4x)	at BYU, 10/15
Punts	8	Alabama, 10/1
Punting Avg	62.0	at BYU, 10/15
Long Punt	62	at BYU, 10/15
Punts inside 20	2 (2x)	Texas A&M, 9/24

ARKANSAS' LONGEST PLAYS

Rush	64	Raheim Sanders at BYU, 10/15
Pass	73	Jefferson to R. Sanders vs. Missouri State, 9/17
Field Goal	51	Cam Little at Mississippi State, 10/8
Punt	62	Reid Bauer at BYU, 10/15
Punt Return	82	Bryce Stephens vs. Missouri State, 9/17
Kickoff Return	34 (2x)	AJ Green vs. Missouri State, 9/17
Interception Return	51	Dwight McGlothorn vs. Cincinnati, 9/3
Fumble Return	2	Jordan Domineck vs. Cincinnati, 9/3

OPPONENT INDIVIDUAL SEASON-HIGHS

Rush Attempts	19	Devon Achane vs. Texas A&M, 9/24
Yards Rushing	206	Jahmyr Gibbs vs. Alabama, 10/1
TD Rushes	2 (3x)	Puka Nacua at BYU, 10/15
Long Rush	77	Jalen Milroe vs. Alabama, 10/1
Pass Attempts	49	Will Rogers at Mississippi State, 10/8
Pass Completions	32	Will Rogers at Mississippi State, 10/8
Yards Passing	406	Will Rogers at Mississippi State, 10/8
TD Passes	3 (2x)	Jaren Hall at BYU, 10/15
Long Pass	64	Rattler to Wells Jr. vs. South Carolina, 9/10
Receptions	11	Jo'quavous Marks at Mississippi State, 10/8
Yards Receiving	189	Antwane Wells Jr. vs. South Carolina, 9/10
TD Receptions	1 (13x)	P. Nacua, I. Rex, K. Epps at BYU, 10/15
Long Reception	64	Antwane Wells Jr. vs. South Carolina, 9/10
Field Goals	2	Jose Pizano vs. Missouri State, 9/17
Long Field Goal	31 (2x)	Randy Bond vs. Texas A&M, 9/24
Punts	8	Grant Burkett vs. Missouri State, 9/17
Punting Avg.	47.5	Grant Burkett vs. Missouri State, 9/17
Long Punt	64	Grant Burkett vs. Missouri State, 9/17
Punts Inside 20	3	Grant Burkett vs. Missouri State, 9/17
Long Punt Return	45	Kool-Aid McKinstry vs. Alabama, 10/1
Long Kickoff Return	33	Lideatrick Griffin at Mississippi State, 10/8
Tackles	13	Antonio Johnson vs. Texas A&M, 9/24
Sacks	1.0 (10x)	T. Wheat, J. Harris at Mississippi State, 10/8
Tackles For Loss	3.5	Ivan Pace Jr. vs. Cincinnati, 9/3
Interceptions	1 (3x)	E. Forbes, J. Matthews at Mississippi State, 10/8

OPPONENT TEAM GAME-HIGHS

Rushes	42	Alabama, 10/1
Yards Rushing	317	Alabama, 10/1
Yards Per Rush	7.5	Alabama, 10/1
TD Rushes	5	Alabama, 10/1
Pass Attempts	49	at Mississippi State, 10/8
Pass Completions	32	at Mississippi State, 10/8
Yards Passing	406	at Mississippi State, 10/8
Yards Per Pass Comp.	21.6	Alabama, 10/1
TD Passes	3 (2x)	at BYU, 10/15
Total Plays	85	at Mississippi State, 10/8
Total Offense	568	at Mississippi State, 10/8
Yards Per Play	8.7	Alabama, 10/1
Points	49	Alabama, 10/1
Sacks By	3.0	Alabama, 10/1
First Downs	33	at Mississippi State, 10/8
Penalties	10 (2x)	Alabama, 10/1
Penalty Yards	101	Alabama, 10/1
Turnovers	3 (2x)	at BYU, 10/15
Interceptions By	1	Missouri State, 9/17
Punts	8	Missouri State, 9/17
Punting Avg	47.5	Missouri State, 9/17
Long Punt	64	Missouri State, 9/17
Punts inside 20	3	Missouri State, 9/17

OPPONENT'S LONGEST PLAYS

Long Rush	77	Jalen Milroe vs. Alabama, 10/1
Long Pass	64	Rattler to Wells Jr. vs. South Carolina, 9/10
Field Goal	31	Jose Pizano vs. Missouri State, 9/17
Punt	64	Grant Burkett vs. Missouri State, 9/17
Punt Return	45	Kool-Aid McKinstry vs. Alabama, 10/1
Kickoff Return	33	Lideatrick Griffin at Mississippi State, 10/8
Interception Return	7	Jackie Matthews at Mississippi State, 10/8
Fumble Return	82	Demani Richardson vs. Texas A&M, 9/24

GAME 8: AUBURN

THE LAST TIME ARKANSAS . . .

RUSHING

Had 500+ yards rushing	vs. South Carolina, 2007 (542)
Had 400+ yards rushing:	at Texas Tech, 2014 (438)
Had 400+ yards rushing in consecutive games	at Texas Tech, 2014 (438)
	vs. Nicholls, 2014 (495)
Had 300+ yards rushing:	vs. Penn State, 2022 (353)
Had 300+ yards rushing in consecutive games	at Texas Tech, 2014 (438)
	vs. Nicholls, 2014 (495)
Had 300+ yards rushing in three consecutive games	at Alabama, 2007 (301)
	vs. Kentucky, 2007 (338)
	vs. North Texas, 2007 (446)
Had 300+ yards rushing in four consecutive games	vs. Troy, 2007 (350)
	at Alabama, 2007 (301)
	vs. Kentucky, 2007 (338)
	vs. North Texas, 2007 (446)
Had 250+ yards rushing:	at BYU, 2022 (277)
Had 200+ yards rushing:	at BYU, 2022 (277)
Had 200+ yards rushing in consecutive games	at Mississippi State (241), at BYU (277), 2022
Had 70+ rushing attempts:	at Kentucky, 2003 (71)
Had 60+ rushing attempts:	at Texas Tech, 2014 (68)
Had 50+ rushing attempts:	vs. Texas A&M, 2022 (54)
Had 7+ rushing TDs:	at Texas Tech, 2014 (7)
Had 6+ rushing TDs:	vs. UT Martin, 2015 (6)
Had 6+ rushing TDs in consecutive games	vs. Nicholls, 2014 (6)
	at Texas Tech, 2014 (7)
Had 5+ rushing TDs:	vs. South Carolina, 2022 (5)
Had 5+ rushing TDs in consecutive games	vs. Nicholls, 2014 (6)
	at Texas Tech, 2014 (7)
Had 4+ rushing TDs:	vs. South Carolina, 2022 (5)
Had 4+ rushing TDs in consecutive games	vs. Rice, 2021 (4) and vs. Texas, 2021 (4)
Had 3+ rushing TDs:	vs. South Carolina, 2022 (5)
Had 3+ rushing TDs in consecutive games	vs. Missouri, 2021 (3) and Penn State, 2022 (3)
Had 3+ rushing TDs in three straight games	vs. Rice 2021 (4)
	vs. Texas, 2021 (4)
	vs. Georgia Southern, 2021 (3)
Had 2+ players with 100 yards rushing:	at Mississippi State, 2016 (Williams III - 205, Whaley - 112)
Had 3+ players with 100 yards rushing:	vs. North Texas, 2007 (McFadden - 138, Jones - 132, Barnett - 105)

PASSING

Had 500+ yards passing:	vs. Texas A&M, 2011 (510)
Had 400+ yards passing:	vs. Alabama, 2016 (400)
Had 300+ yards passing:	at BYU, 2022 (367)
Had 200+ yards passing:	at BYU, 2022 (367)
Had 50+ pass attempts	vs. San Jose State, 2019 (50)
Had 40+ pass attempts:	at BYU, 2022 (40)
Had 30+ pass attempts:	at BYU, 2022 (40)
Had 30+ pass completions:	vs. Mississippi State, 2015 (30)
Had 25+ pass completions:	at BYU, 2022 (29)
Had 20+ pass completions:	at BYU, 2022 (29)
Had fewer than 10 pass completions	vs. Texas A&M, 2021 (9)
Had 7+ passing TDs:	vs. Mississippi State, 2015 (7)
Had 6+ passing TDs:	vs. Mississippi State, 2015 (7)
Had 5+ passing TDs:	at BYU, 2022 (5)
Had 4+ passing TDs:	at BYU, 2022 (5)
Had 3+ passing TDs:	at BYU, 2022 (5)
Had 5+ passes intercepted	vs. San Jose State, 2019 (5)
Had 4+ passes intercepted:	vs. San Jose State, 2019 (5)
Had 3+ passes intercepted:	vs. Georgia, 2020 (3)

RECEIVING

Had two players with 100 yards receiving:	at Ole Miss, 2015 (Morgan - 122, Reed - 105)
Had 10+ different receivers catch a pass	at BYU, 2022 (10)
Had 9+ different receivers catch a pass	at BYU, 2022 (10)
Had 8+ different receivers catch a pass	at BYU, 2022 (10)
Had multiple players catch 7+ passes in a game	vs. Mississippi State, 2015 (2)
	(Morgan - 7 & Henry - 7)

COMBINATION OFFENSE

Had one 300-yard passer and one 100-yard rusher in a game:	at BYU, 2022
	(KJ Jefferson - 367 pass & Raheim Sanders - 175 rush)
Had one 300-yard passer and one 200-yard rusher in a game:	at Mississippi State, 2016
	(Allen - 303 pass & Williams III - 205 rush)
Had one 100-yard receiver and one 100-yard rusher in a game:	vs. Missouri State, 2022
	(Matt Landers - 123 receiving & Raheim Sanders - 167 rush)
Had one 100-yard receiver and one 100-yard rusher in consecutive games:	at Missouri, 2016
	(Hatcher - 106 receiving & Williams III - 117 rush)
Had one 200-yard rusher and one 100-yard receiver in a game:	vs. South Carolina, 2006
	(McFadden - 219 rushing & Monk - 192 receiving)
Had one 150-yard rusher and one 150-yard receiver in a game:	at Missouri, 2020
	(Trelon Smith - 172 rushing & Treyton Burks - 206 receiving)
Had four different receivers catch a touchdown pass:	at Mississippi State, 2015
	(Sprinkle - 3, Henry - 2, Morgan - 1, Cornelius - 1)
Had two 100-yard rushers:	at Mississippi State, 2015
	(Williams III - 205 & Whaley - 112)

Had two 100-yard rushers in consecutive games:	at Texas Tech, 2014 (Collins - 145 & Williams - 212)
	vs. Nicholls, 2014 (Collins - 143 & Williams - 131)
Had a 200-yard rusher and a 100-yard rusher in a game:	at Mississippi State, 2015
	(Williams III - 205 & Whaley - 112)
Had two 150-yard rushers in a game:	vs. South Carolina, 2007
	(McFadden - 321 & Jones - 166)
Had three 100-yard rushers in a game:	vs. North Texas , 2007
	(McFadden - 138, Jones - 132 & Barnett - 105)
Had two 100-yard receivers in a game:	at Ole Miss, 2015
	(Morgan - 122 & Reed - 105)

TOTAL OFFENSE

Had 700+ yards total offense	vs. North Texas, 2007 (713)
Had 600+ yards total offense	at BYU, 2022 (644)
Had 550+ yards total offense	at BYU, 2022 (644)
Had 500+ yards total offense	at BYU, 2022 (644)
Had 400+ yards total offense	at BYU, 2022 (644)
Had 500+ yards total offense in consecutive games	at Mississippi State, 2016 (661)
	at Missouri, 2016 (503)
Had 85+ plays total offense	vs. Alabama, 2022 (85)
Had 80+ plays total offense	at BYU, 2022 (82)
Had 75+ plays total offense	at BYU, 2022 (82)

SCORING

Scored 70+ points	vs. Nicholls, 2014 (73)
Scored 60+ points	vs. UT Martin, 2015 (63)
Scored 50+ points	at BYU, 2022 (52)
Scored 40+ points	at BYU, 2022 (52)
Scored 30+ points	at BYU, 2022 (52)
Scored 40+ points in three consecutive games	vs. Auburn, 2015 (54)
	vs. UT Martin, 2015 (63)
	at Ole Miss, 2015 (53)
Scored 30+ points in five consecutive games	vs. Auburn, 2015 (54)
	vs. UT Martin, 2015 (63)
	at Ole Miss, 2015 (53)
	at LSU, 2015 (31)
	vs. Mississippi State, 2015 (50)
Scored 40+ points in a half	vs. UAPB, 2021 (1st half - 45)
Scored 30+ points in a half	at BYU, 2022 (1st half - 31)
Scored 35+ points in a quarter	vs. Nicholls, 2014 (1st - 35)
Scored 28+ points in a quarter	vs. UAPB, 2021 (2nd - 28)
Scored 50+ points in consecutive games	at Ole Miss, 2015 (53)
	vs. UT Martin, 2015 (63)
Scored 50+ points in three consecutive games	vs. Auburn, 2015 (54)
	at Ole Miss, 2015 (53)
	vs. UT Martin, 2015 (63)
Scored 50+ points in consecutive SEC games	vs. Auburn, 2015 (54)
	at Ole Miss, 2015 (53)
Both teams combined for 100+ points	at Ole Miss, 2021 (L, 52-51)
Allowed 60+ points	at Florida, 2020 (63)
Allowed 50+ points	at Ole Miss, 2021 (52)
Allowed 40+ points	at Mississippi State, 2022 (40)
Allowed 30+ points	at BYU, 2022 (35)
Was held scoreless	at Georgia, 2021 (37-0)
Was held scoreless at Donald W. Reynolds Razorback Stadium	vs. Alabama, 2012 (52-0)
Was held scoreless on the road	at Georgia, 2021 (37-0)
Was held scoreless at a neutral site	vs. Ole Miss, 1959 (28-0)
Won a game without a rushing TD	at LSU, 2021
Won a game without a passing TD	vs. Penn State, 2022
Won a game in the last 25 seconds of regulation with a TD	vs. Mississippi State, 2021
Won a game in the last 25 seconds of regulation with a field goal	at Ole Miss, 2017
Held opponent scoreless	vs. Tulsa, 2018 (23-0)
Held opponent scoreless at Donald W. Reynolds Razorback Stadium	vs. Tulsa, 2018 (23-0)
Held opponent scoreless on the road	at South Carolina, 2002 (23-0)
Held opponent without a touchdown	vs. UAPB, 2021 (45-3)
Held opponent without an offensive touchdown	vs. UAPB, 2021 (45-3)
Held two opponents scoreless in one season	vs. LSU, 2014 (17-0)
	vs. Ole Miss, 2014 (30-0)
Held three opponents scoreless in one season	vs. Tulsa, 1982 (38-0)
	vs. TCU, 1982 (35-0)
	vs. Texas A&M, 1982 (35-0)
Held an opponent scoreless in consecutive games	vs. LSU, 2014 (17-0)
	vs. Ole Miss, 2014 (30-0)
Held an SEC opponent scoreless	vs. Ole Miss, 2014 (30-0)
Held an SEC opponent scoreless in consecutive games	vs. LSU, 2014 (17-0)
	vs. Ole Miss, 2014 (30-0)
Held two SEC opponents scoreless in one season	vs. LSU, 2014 (17-0)
	vs. Ole Miss, 2014 (30-0)
Scored on the first offensive play of the game	vs. Nicholls, 2014 (Hatcher - 82-yard rush)
Scored on the first offensive series of the game	vs. South Carolina, 2022 (Sanders 1-yd rush)
Scored a two-point conversion passing	at Missouri, 2020 (KJ Jefferson to Mike Woods)
Scored a two-point conversion rushing	vs. Mississippi State, 2021 (Dominique Johnson rush)
Had three players with 2 TDs in a game	vs. Eastern Michigan, 2009 (Green - 2, Davis - 2 & Adams - 2)

GAME 8: AUBURN

THE LAST TIME ARKANSAS . . .

DEFENSE

Held opponent to 10 or fewer first downs: . . . vs. Florida A&M, 2017 (9)
Held opponent to 0 or fewer yards rushing: . . . vs. Wisconsin, 2007 (-5)
Held opponent to 25 or fewer yards rushing: . . . vs. New Mexico State, 2017 (11)
Held opponent to 50 or fewer yards rushing: . . . vs. South Carolina, 2022 (40)
Held opponent to 50 or fewer yards passing: . . . vs. Vanderbilt, 2010 (36)
Held opponent to 100 or fewer yards rushing: . . . vs. South Carolina, 2022 (40)
Held opponent to 100 or fewer yards passing: . . . vs. Missouri, 2021 (70)
Held opponent to 200 or fewer yards total offense: . . . vs. Florida A&M, 2017 (175)
Held opponent to 250 or fewer yards total offense: . . . vs. UAPB, 2021 (223)
Held opponent to 300 or fewer yards total offense: . . . vs. UAPB, 2021 (223)
Intercepted 6+ passes: . . . vs. Ole Miss, 2020 (6)
Intercepted 5+ passes: . . . vs. Ole Miss, 2020 (6)
Intercepted 4+ passes: . . . vs. Ole Miss, 2020 (6)
Intercepted 3+ passes: . . . vs. Rice, 2021 (3)
Forced 7+ turnovers: . . . vs. Ole Miss (7 - 6 INTs, 1 FUM)
Forced 6+ turnovers: . . . vs. Ole Miss (7 - 6 INTs, 1 FUM)
Forced 5+ turnovers: . . . vs. Ole Miss (7 - 6 INTs, 1 FUM)
Forced 4+ turnovers: . . . vs. Ole Miss (7 - 6 INTs, 1 FUM)
Scored a safety: . . . vs. South Carolina, 2022
Scored a touchdown: . . . vs. Ole Miss, 2020 (Jalen Catalon-INT, Grant Morgan-INT)
Scored two touchdowns: . . . vs. Ole Miss, 2020 (Jalen Catalon-INT, Grant Morgan-INT)
Recorded 8+ sacks: . . . vs. Missouri State, 2022 (8)
Recorded 7+ sacks: . . . vs. Missouri State, 2022 (8)
Recorded 6+ sacks: . . . vs. Missouri State, 2022 (8)
Recorded 5+ sacks: . . . vs. Missouri State, 2022 (8)
Recorded 4+ sacks: . . . vs. Missouri State, 2022 (8)
Had 3 players with 10+ tackles: . . . vs. Missouri, 2021
 . . . Bumper Pool (13), Grant Morgan (10), Hayden Henry (10)
Had 3 players with 10+ tackles in consecutive games: . . . vs. Tennessee, 2020
 . . . Bumper Pool (14), Grant Morgan (12), Jalen Catalon (12)
 . . . vs. LSU, 2020
 . . . Grant Morgan (19), Jalen Catalon (16), Bumper Pool (11)
Had 3 players with 2.0+ sacks: . . . vs. Missouri State, 2022
 . . . Jordan Domineck (2.5), Drew Sanders (2.0), Zach Williams (2.0)

SPECIAL TEAMS

Returned a punt for a TD: . . . vs. Missouri State, 2022 (Stephens - 82 yards)
Returned two punts for TDs: . . . vs. Missouri State, 2011 (Adams - 61 yards, 69 yards)
Returned a blocked punt for a TD: . . . vs. Eastern Michigan, 2009 (Armbrust - 1 yard)
Returned a kickoff for a TD: . . . vs. Auburn, 2017 (Warren - 100)
Returned a game-opening kickoff for a TD: . . . vs. Northern Illinois, 2014 (Marshall - 97)
Returned a season-opening kickoff for a TD: . . . vs. Missouri State, 2009 (D. Johnson - 91 yards)
Returned a blocked FG for a TD: . . . at Mississippi State, 2004 (Brown - 76 yards)
Blocked one punt: . . . vs. Texas, 2021 (Jake Yurachek)
Punted 10+ times: . . . at Auburn, 2016 (10)
Did not punt: . . . vs. Alcorn State, 2016
Blocked a field goal: . . . vs. Alcorn State, 2016 (Dan Skipper)
Had a punt blocked: . . . at Georgia, 2021 (Dan Jackson)
Scored on a fake punt: . . . vs. Texas A&M, 2014 (Sam Irwin-Hill - 51 yard rush)
Scored on a fake field goal: . . . at Alabama, 2021 (Reid Bauer 32-yard pass to Blake Kern)
Had a field goal blocked: . . . vs. LSU, 2020 (Jay Ward)
Blocked a PAT kick: . . . vs. Eastern Illinois, 2018 (Bumper Pool)
Missed a kicking PAT: . . . at Missouri, 2020 (A.J. Reed)
Had a kicking PAT blocked: . . . at Missouri, 2020 (Chris Turner)
Recovered an onside kick: . . . Alabama, 2022 (Jake Bates)

MISCELLANEOUS

Had 35+ first downs: . . . at Ole Miss, 2021 (39)
Had 30+ first downs: . . . at BYU, 2022 (34)
Had 25+ first downs: . . . at BYU, 2022 (34)
Had 20+ first downs: . . . at BYU, 2022 (34)
Had 20+ passing first downs: . . . vs. Mississippi State, 2015 (21)
Had 20+ rushing first downs: . . . vs. South Carolina, 2022 (20)
Had 15+ penalties: . . . vs. Air Force, 1975 (17)
Had 10+ penalties: . . . at Mississippi State, 2022 (10)
Had no penalties: . . . at Alabama, 2019
Had 100+ yards in penalties: . . . vs. South Carolina, 2022 (122)
Had 35 minutes+ of possession time: . . . at Penn State, 2022 (36:13)
Was involved in an overtime game: . . . at LSU, 2021 (W, 16-13)
Defeated a ranked opponent: . . . vs. No. 23 Cincinnati, 2022 (31-24)
Defeated a ranked opponent on the road: . . . at No. 16 Mississippi State, 2020 (21-14)
Defeated ranked opponents in consecutive games: . . . at No. 18 Ole Miss, 2015 (53-52, OT)
 . . . at No. 9 LSU, 2015 (31-14)
Won game on final offensive play: . . . at LSU, 2021 (Cam Little 37-yard field goal)
Zero sacks allowed in a game: . . . vs. Missouri State, 2022
Zero sacks allowed in consecutive games: . . . vs. Toledo, 2015
 . . . vs. Texas Tech, 2015
Zero sacks allowed in three consecutive games: . . . vs. UTEP, 2015
 . . . vs. Toledo, 2015
 . . . vs. Texas Tech, 2015
Came back from 15+ points down to win: . . . vs. Missouri State, 2022 (down 17 - won 38-27)
Recorded more points than plays: . . . vs. UT Martin, 2015 (63 points, 56 plays)

GAME 8: AUBURN

THE LAST TIME AN ARKANSAS PLAYER . . .

RUSHING

Rushed 40+ times:	DeCori Birmingham at Kentucky, 2003 (40)
Rushed 35+ times:	Michael Smith at Kentucky, 2008 (35)
Rushed 30+ times:	Alex Collins vs. Missouri, 2015 (30)
Rushed 25+ times:	Trelon Smith at Missouri, 2020 (26)
Rushed for 300+ yards:	Darren McFadden vs. South Carolina, 2007 (321)
Rushed for 250+ yards:	Darren McFadden vs. South Carolina, 2007 (321)
Rushed for 200+ yards:	Rawleigh Williams III at Mississippi State, 2016 (205)
Rushed for 175+ yards:	Raheim Sanders at BYU, 2022 (175)
Rushed for 150+ yards:	Raheim Sanders at BYU, 2022 (175)
Rushed for 125+ yards:	Raheim Sanders at BYU, 2022 (175)
Rushed for 100+ yards:	Raheim Sanders at BYU, 2022 (175)
Rushed for 100+ yards as a true freshman in his first career game:	Chase Hayden vs. Florida A&M, 2017 (120)
Rushed for 100+ yards (quarterback):	Malik Hornsby at Mississippi State, 2022 (114)
Rushed for 150+ yards in consecutive games:	Raheim Sanders vs. Missouri State, 2022 (167) vs. South Carolina, 2022 (156)
Rushed for 100+ yards in consecutive games:	Raheim Sanders vs. Missouri State, 2022 (167) vs. South Carolina, 2022 (156) vs. Cincinnati, 2022 (117)
Rushed for 5+ touchdowns:	Alex Collins vs. UT Martin, 2015 (5)
Rushed for 4+ touchdowns:	Rawleigh Williams III at Mississippi State, 2016 (4)
Rushed for 3+ touchdowns:	KJ Jefferson at Ole Miss, 2021 (3)
Rushed for 3+ touchdowns (quarterback):	KJ Jefferson at Ole Miss, 2021 (3)
Rushed for 2+ touchdowns:	Raheim Sanders at BYU, 2022 (2)
Had three players rush for touchdowns:	Trelon Smith (1), Dominique Johnson (1), Malik Hornsby (1) vs. Ga. Southern, 2021
Had four players rush for touchdowns:	Sanders (2), Jefferson (1), Green (1), Dubinion (1) vs. S. Carolina, 2022
Had a run of 80+ yards:	Trelon Smith at Florida, 2020 (83)
Had a run of 70+ yards:	Trelon Smith at Florida, 2020 (83)
Had a run of 60+ yards:	Raheim Sanders at BYU, 2022 (64)
Had a run of 50+ yards:	Raheim Sanders at BYU, 2022 (64)
Had 2 TD runs of 50+ yards:	Rakeem Boyd vs. Western Kentucky, 2019 (86, 76)
Had multiple players with a run of 50+ yards:	Rawleigh Williams III (72) & Devwah Whaley (50) at Mississippi State, 2016

PASSING

Passed for 500+ yards:	Tyler Wilson vs. Texas A&M, 2011 (510)
Passed for 450+ yards:	Tyler Wilson vs. Texas A&M, 2011 (510)
Passed for 400+ yards:	Austin Allen vs. Alabama, 2016 (400)
Passed for 350+ yards:	KJ Jefferson at BYU, 2022 (367)
Passed for 300+ yards:	KJ Jefferson at BYU, 2022 (367)
Passed for 250+ yards:	KJ Jefferson at BYU, 2022 (367)
Passed for 200+ yards:	KJ Jefferson at BYU, 2022 (367)
Attempted 50+ passes:	Nick Starkel vs. San Jose State, 2019 (50)
Attempted 45+ passes:	Nick Starkel vs. San Jose State, 2019 (50)
Attempted 35+ passes:	KJ Jefferson at BYU, 2022 (40)
Attempted 30+ passes:	KJ Jefferson at BYU, 2022 (40)
Completed 25+ passes:	KJ Jefferson at BYU, 2022 (29)
Completed 20+ passes:	KJ Jefferson at BYU, 2022 (29)
Threw 5+ touchdown passes:	KJ Jefferson at BYU, 2022 (5)
Threw 4+ touchdown passes:	KJ Jefferson at BYU, 2022 (5)
Threw 3+ touchdown passes:	KJ Jefferson at BYU, 2022 (5)
Threw 2+ touchdown passes:	KJ Jefferson at BYU, 2022 (5)
Threw 2+ touchdown passes in consecutive games:	KJ Jefferson vs. Missouri State, 2022 (2) vs. Texas A&M, 2022 (2)
Threw 5+ interceptions:	Nick Starkel vs. San Jose State, 2019 (5)
Threw 4+ interceptions:	Nick Starkel vs. San Jose State, 2019 (5)
Threw 3+ interceptions:	Nick Starkel at Alabama, 2019 (3)
Completed pass for 90+ yards:	KJ Jefferson vs. Georgia Southern, 2021 (91)
Completed pass for 80+ yards:	KJ Jefferson vs. Texas A&M, 2021 (85)
Completed pass for 70+ yards:	KJ Jefferson vs. Missouri State, 2022 (73)
Completed pass for 60+ yards:	Malik Hornsby at Mississippi State, 2022 (68)
Completed pass for 50+ yards:	Malik Hornsby at Mississippi State, 2022 (68, 54)

RECEIVING

Caught 10+ passes:	Treyton Burks at Missouri, 2020 (10)
Caught 9+ passes:	Treyton Burks vs. Auburn, 2021 (9)
Caught 8+ passes:	Matt Landers at BYU, 2022 (8)
Caught 7+ passes:	Matt Landers at BYU, 2022 (8)
Caught 10+ passes in consecutive games:	Cobi Hamilton vs. Tulsa, 2012 (11) vs. Ole Miss, 2012 (12)
Had 300+ yards receiving:	Cobi Hamilton vs. Rutgers, 2012 (303)
Had 200+ yards receiving:	Treyton Burks at Missouri, 2020 (206)
Had 175+ yards receiving:	Treyton Burks at Alabama, 2021 (179)
Had 150+ yards receiving:	Treyton Burks at Alabama, 2021 (179)
Had 100+ yards receiving:	Jadon Haselwood vs. Mississippi State, 2022 (113)
Had 100+ yards receiving in consecutive games:	Treyton Burks at Alabama, 2021 (179) vs. Missouri, 2021 (129)
Had 100+ yards receiving (tight end):	Hunter Henry vs. Mississippi State, 2015 (129)
Caught 3+ TD passes:	Matt Landers at BYU, 2022 (3)
Caught 2+ TD passes:	Matt Landers at BYU, 2022 (3)
Caught 2+ TD passes (tight end):	Trey Knox vs. Cincinnati, 2022 (2)
2+ tight ends caught TD passes:	Hunter Henry (2) & Jeremy Sprinkle (3) vs. Mississippi State, 2015

TOTAL OFFENSE

Had 450+ yards total offense:	Tyler Wilson vs. Texas A&M, 2011 (481)
Had 400+ yards total offense:	KJ Jefferson at BYU, 2022 (399)
Had 350+ yards total offense:	KJ Jefferson at BYU, 2022 (399)
Had 300+ yards total offense:	KJ Jefferson at BYU, 2022 (399)
Had 100 yards both passing and rushing:	KJ Jefferson vs. Texas A&M, 2022 (171 passing, 105 rushing)

SCORING

Accounted for 6+ touchdowns:	KJ Jefferson at Ole Miss, 2021 (6)
Accounted for 5+ touchdowns:	KJ Jefferson at BYU, 2021 (5)
Accounted for 4+ touchdowns:	KJ Jefferson at BYU, 2021 (5)
Accounted for 3+ touchdowns:	KJ Jefferson at BYU, 2021 (5)
Scored 4+ touchdowns:	Rawleigh Williams III at Mississippi State, 2016 (5)
Scored 3+ touchdowns:	Matt Landers at BYU, 2022 (3)
Scored 2+ touchdowns:	Raheim Sanders, Matt Landers at BYU, 2022 (2, 3)
Multiple players score 2+ touchdowns:	Matt Landers (3), Raheim Sanders (2) at BYU, 2022

DEFENSE

Intercepted 3+ passes:	Hudson Clark vs. Ole Miss, 2020 (3)
Intercepted 2+ passes:	Jalen Catalon vs. Rice, 2021 (2)
Intercepted passes in consecutive games:	Dwight McGlothlen vs. Cincinnati, 2022 (1) vs. South Carolina, 2022 (1)
Recovered 2+ fumbles:	Chevin Calloway vs. Eastern Illinois, 2018 (2)
Forced 2+ fumbles:	Drew Sanders vs. South Carolina, 2022 (2)
Recorded 5+ sacks:	Wayne Martin vs. Ole Miss, 1988 (5.0)
Recorded 3+ sacks:	Chris Smith vs. Southern Miss, 2013 (3.0-22)
Recorded 2+ sacks:	D. Sanders, J. Domineck, Z. Williams vs. Missouri State, 2022 (2.0, 2.5, 2.0)
Recorded 5+ tackles for loss:	Jermaine Brooks vs. Auburn, 2001 (5-16)
Recorded 3+ tackles for loss:	Drew Sanders vs. South Carolina, 2022 (3.0-14)
Recorded 20+ tackles:	Bumper Pool at Mississippi State, 2020 (20)
Recorded 10+ tackles:	Hudson Clark at BYU, 2022 (11)
Recorded 10+ tackles in back-to-back games:	Drew Sanders, vs. Alabama, at Miss. State, 2022 (12, 16)
Recorded 10+ tackles in three straight games:	Bumper Pool at LSU, 2021 (11) at Alabama, 2021 (11) vs. Missouri, 2021 (13)
Recorded 15+ tackles in back-to-back games:	Grant Morgan at Florida, 2020 (15) vs. LSU (19)
Recorded 15+ tackles two+ times in one season:	Grant Morgan (2020) at Mississippi State (15) vs. Ole Miss (19) at Florida (15)
Returned an interception for a touchdown:	Jalen Catalon, Grant Morgan vs. Ole Miss, 2020
Returned a fumble for a touchdown:	DeJon Harris (6) vs. Texas A&M, 2019

SPECIAL TEAMS

Returned a Kickoff for a TD:	De'Vion Warren vs. Auburn, 2017 (100 yards)
Returned a Punt for a TD:	Bryce Stephens vs. Missouri State, 2022 (82 yards)
Scored 10+ points kicking:	Cam Little vs. Texas, 2021 (16)
Made 5+ field goals:	Kendall Trainor vs. Texas A&M, 1988 (5)
Made 4+ field goals:	Cam Little vs. Texas, 2021 (4)
Made two field goals of 50+ yards:	Steve Little vs. Oklahoma State, 1976 (53 & 57)
Made one field goal of 50+ yards:	Cam Little at Mississippi State, 2022 (51)
Kicked a punt of 70+ yards:	Sam Irwin-Hill vs. South Carolina, 2013 (79)
Kicked a punt of 60+ yards:	Reid Bauer at BYU, 2021 (62)
Punted 10+ times:	Toby Baker at Auburn, 2016 (10)
Totaled 175+ kick return yards:	DeCori Birmingham vs. Alabama, 2002 (197)
Totaled 150+ kick return yards:	Dennis Johnson at Texas, 2008 (150)
Totaled 100+ kick return yards:	Treyton Burks vs. Mississippi State, 2019 (134)
Totaled 100+ punt return yards:	Bryce Stephens vs. Missouri State, 2022 (105)
Totaled 50+ punt return yards:	Bryce Stephens vs. Missouri State, 2022 (105)

GAME 8: AUBURN

THE LAST TIME AN OPPONENT . . .

RUSHING

Had 500+ yards rushing:	at Auburn, 2016 (543)
Had 400+ yards rushing:	Mississippi State, 2019 (460)
Had 300+ yards rushing:	Alabama, 2022 (317)
Had 200+ yards rushing:	Alabama, 2022 (317)
Had 70+ rushing attempts:	at Mississippi State, 2010 (70)
Had 60+ rushing attempts:	Missouri, 2017 (60)
Had 50+ rushing attempts:	at Georgia, 2021 (56)
Had 7+ rushing TDs:	at Auburn, 2016 (7)
Had 6+ rushing TDs:	Alabama, 2020 (6)
Had 5+ rushing TDs:	Alabama, 2022 (5)
Had 4+ rushing TDs:	Alabama, 2022 (5)

PASSING

Had 500+ yards passing:	at Alabama, 2021 (559)
Had 400+ yards passing:	at Mississippi State, 2022 (406)
Had 300+ yards passing:	at BYU, 2022 (356)
Had 200+ yards passing:	at BYU, 2022 (356)
Had 60+ pass attempts:	at Mississippi State, 2020 (60)
Had 50+ pass attempts:	at Mississippi State, 2020 (60)
Had 40+ pass attempts:	at BYU, 2022 (41)
Had 30+ pass attempts:	at BYU, 2022 (41)
Had 40+ pass completions:	at Mississippi State, 2020 (43)
Had 30+ pass completions:	at Mississippi State, 2022 (32)
Had 25+ pass completions:	at BYU, 2022 (26)
Had 20+ pass completions:	at BYU, 2022 (26)
Had 6+ passing TDs:	at Florida, 2020 (6)
Had 5+ passing TDs:	at Alabama, 2021 (5)
Had 4+ passing TDs:	at Alabama, 2021 (5)
Had 3+ passing TDs:	at BYU, 2022 (3)

RECEIVING

Had two players with 100-yards receiving in a game:	at BYU, 2022 (Puka Nacua, 141 - Kody Epps, 125)
Had 4+ players catch 5+ passes:	at Missouri, 2020 (Keke Chism - 6, B. Banister 6, Damon Hazelton - 5, Tauski Dove - 5)
Had 3+ players catch 5+ passes:	South Carolina, 2022 (Antwane Wells Jr. - 8, MarShawn Lloyd - 6, Austin Stogner - 5)
Had 10+ players catch a pass:	at Mississippi State, 2022 (11)
Had 8+ players catch a pass:	at Mississippi State, 2022 (11)

TOTAL OFFENSE

Had 700+ yards total offense:	at Southern California, 2005 (736)
Had 650+ yards total offense:	at Alabama, 2021 (671)
Had 600+ yards total offense:	at Alabama, 2021 (671)
Had 550+ yards total offense:	at Mississippi State, 2022 (568)
Had 500+ yards total offense:	at Mississippi State, 2022 (568)
Had 400+ yards total offense:	at BYU, 2022 (471)
Had 100+ plays total offense:	at Missouri, 2017 (102)
Had 90+ plays total offense:	LSU, 2020 (91)
Had 80+ plays total offense:	at Mississippi State, 2022 (85)
Had 75+ plays total offense:	at Mississippi State, 2022 (85)

SCORING

Scored 70+ points:	at Southern California, 2005 (70)
Scored 60+ points:	at Florida, 2020 (63)
Scored 50+ points:	at Ole Miss, 2021 (52)
Scored 40+ points:	at Mississippi State, 2022 (40)
Scored 30+ points:	at BYU, 2022 (35)
Scored a two-point conversion rushing:	at Alabama, 2021
Scored a two-point conversion passing:	at BYU, 2022
Failed on a two-point conversion attempt:	at Mississippi State, 2022

TURNOVERS

Had 5+ fumbles:	Eastern Illinois, 2018 (6, lost 5)
Had 4+ fumbles lost:	Eastern Illinois, 2018 (5)
Had 3+ fumbles lost:	Eastern Illinois, 2018 (5)
Committed 7+ turnovers:	Ole Miss, 2020 (7)
Committed 6+ turnovers:	Ole Miss, 2020 (7)
Committed 5+ turnovers:	Ole Miss, 2020 (7)
Intercepted 8+ Arkansas passes:	at SMU, 1951 (8)
Intercepted 7+ Arkansas passes:	at SMU, 1951 (8)
Intercepted 6+ Arkansas passes:	North Texas, 2018 (6)
Intercepted 5+ Arkansas passes:	San Jose State, 2019 (5)
Intercepted 4+ Arkansas passes:	San Jose State, 2019 (5)
Intercepted 3+ Arkansas passes:	Georgia, 2020 (3)
Returned an interception for a touchdown:	Georgia, 2020
Returned a fumble for a touchdown:	vs. Texas A&M, 2022

DEFENSE

Held Arkansas to 10 or fewer first downs:	at Georgia, 2021 (9)
Recorded 9+ sacks:	vs. Oklahoma, 2001 (9.0-55)
Recorded 8+ sacks:	Alabama, 2020 (8.0-49)
Recorded 7+ sacks:	Alabama, 2020 (8.0-49)
Recorded 6+ sacks:	Alabama, 2020 (8.0-49)
Scored a safety:	Georgia, 2020
Held Arkansas to 50 or fewer yards rushing:	LSU, 2018 (16)
Held Arkansas to 25 or fewer yards rushing:	LSU, 2018 (16)
Held Arkansas to 100 or fewer yards passing:	vs. Penn State, 2022 (98)
Held Arkansas to 50 or fewer yards passing:	South Carolina, 2013 (30)
Held Arkansas to 300 or less yards total offense:	LSU, 2021 (283)
Held Arkansas to 200 or less yards total offense:	Georgia, 2021 (162)
Held Arkansas to 100 or fewer yards both rushing & passing:	Georgia, 2021 (Rush - 75, Pass - 87)

SPECIAL TEAMS

Returned a punt for a TD:	Alabama, 2020
Returned a kickoff for a TD:	vs. Texas A&M, 2018
Punted 10+ times:	Georgia Southern, 2021 (10)
Punted 10+ times in consecutive games:	North Texas, 2007 (10)
Did not punt:	Chattanooga, 2007 (12)
Did not punt:	Alabama, 2018
Missed a kicking PAT:	at BYU, 2022
Missed two kicking PATs:	at LSU, 2017
Blocked a field goal:	LSU, 2020
Blocked a punt:	Georgia, 2021

MISCELLANEOUS

Had 30+ first downs:	at Mississippi State, 2022 (33)
Had 10+ penalties:	Alabama, 2022 (10)
Had 100+ yards in penalties:	Alabama, 2022 (101)
Had 35+ minutes of possession time:	at Mississippi State, 2022 (35:41)
Had 40+ minutes of possession time:	LSU, 2020 (41:43)
Had two 100-yard rushers and one 100-yard receiver:	at Ole Miss, 2021 (Henry Parish Jr. - 111 rushing, Snoop Conner - 110 rushing & Braylon Sanders - 127 receiving)
Had one 100-yard rusher and one 100-yard receiver:	at Ole Miss, 2021 (Henry Parish Jr. - 111 rushing, Snoop Conner - 110 rushing & Braylon Sanders - 127 receiving)
Had one 100-yard rusher and two 100-yard receivers:	at Alabama, 2021 (Brian Robinson Jr. - 122 rushing, Jameson Williams - 190 receiving & John Metchie - 173 receiving)

LAST TIME AN INDIVIDUAL OPPONENT . . .

INDIVIDUAL RUSHING

Rushed 40+ times:	Tyler Badie (41), Missouri (2021)
Rushed 35+ times:	Tyler Badie (41), Missouri (2021)
Rushed 30+ times:	Tyler Badie (41), Missouri (2021)
Rushed for 200+ yards:	Jahmyr Gibbs (206), Alabama (2022)
Rushed for 175+ yards:	Jahmyr Gibbs (206), Alabama (2022)
Rushed for 150+ yards:	Jahmyr Gibbs (206), Alabama (2022)
Rushed for 125+ yards:	Jahmyr Gibbs (206), Alabama (2022)
Rushed for 100+ yards:	Dillon Johnson (100), at Mississippi State (2022)
Rushed for 4+ touchdowns:	Nick Fitzgerald (4), Mississippi State (2016)
Rushed for 3+ touchdowns:	Snoop Conner (3), at Ole Miss (2021)
Had a run of 80+ yards:	Justin Tomlin (76), Georgia Southern (2021)
Had a run of 70+ yards:	Jahmyr Gibbs (76, 72), Jalen Milroe (77), Alabama (2022)
Had a run of 60+ yards:	Jahmyr Gibbs (76, 72), Jalen Milroe (77), Alabama (2022)
Had a run of 50+ yards:	Jahmyr Gibbs (76, 72), Jalen Milroe (77), Alabama (2022)

INDIVIDUAL PASSING

Passed for 500+ yards:	Bryce Young (559), at Alabama (2021)
Passed for 450+ yards:	Bryce Young (559), at Alabama (2021)
Passed for 400+ yards:	Will Rogers (406), at Mississippi State (2022)
Passed for 300+ yards:	Jaren Hall (356), at BYU (2022)
Attempted 60+ passes:	Kolton Browning (67), Louisiana-Monroe (2012)
Attempted 50+ passes:	K.J. Costello (59), at Mississippi State (2020)
Attempted 40+ passes:	Jaren Hall (41), at BYU (2022)
Completed 40+ passes:	K.J. Costello (43), at Mississippi State (2020)
Completed 30+ passes:	Will Rogers (32), at Mississippi State (2022)
Completed 20+ passes:	Jaren Hall (26), at BYU (2022)
Threw 6+ touchdown passes:	Kyle Trask (6), at Florida (2020)
Threw 5+ touchdown passes:	Bryce Young (5), at Alabama (2021)
Threw 4+ touchdown passes:	Bryce Young (5), at Alabama (2021)
Threw 3+ touchdown passes:	Jaren Hall (3), at BYU (2022)
Completed a pass for 90+ yards:	Trevor Knight (92), Texas A&M (2016)
Completed a pass for 80+ yards:	Kellen Mond (81), Texas A&M (2017)
Completed a pass for 70+ yards:	Bryce Young (79), at Alabama (2021)
Completed a pass for 60+ yards:	Spencer Rattler (64), South Carolina (2022)

INDIVIDUAL RECEIVING

Caught 15+ passes:	Willie Gosha (17), Auburn (1995)
Caught 10+ passes:	Jo'quavious Marks (11), at Mississippi State (2022)
Caught 7+ passes:	Kody Epps (9), Puka Nacua (8), at BYU (2022)
Had 200+ yards receiving:	Jamaye Smith (208), Mississippi State (2007)
Had 150+ yards receiving:	Antwane Wells Jr. (189), South Carolina (2022)
Had 100+ yards receiving:	Puka Nacua (141), Kody Epps (125), at BYU (2022)
Caught 3+ TD passes:	Jameson Williams (3), at Alabama (2021)
Caught 2+ TD passes:	Jameson Williams (3), at Alabama (2021)

INDIVIDUAL TOTAL OFFENSE

Had 500+ yards total offense:	Bryce Young (548; Pass - 559, Rush - 11), at Alabama (2021)
Had 400+ yards total offense:	Bryce Young (548; Pass - 559, Rush - 11), at Alabama (2021)
Had 300+ yards total offense:	Jaren Hall (379; Pass - 356, Rush - 23), at BYU (2022)
Had 100 yards both passing and rushing:	Jordan Ta'amu (528; Pass - 387, Rush - 141), Ole Miss (2018)

INDIVIDUAL SCORING

Accounted for 6+ touchdowns:	Kyle Trask, at Florida, 2020 (6)
Accounted for 5+ touchdowns:	Bryce Young, at Alabama, 2021 (5)
Accounted for 4+ touchdowns:	Bryce Young, at Alabama, 2021 (5)
Scored 4+ touchdowns:	Peyton Barber, Auburn, 2015 (4)
Scored 3+ touchdowns:	Puka Nacua, at BYU, 2021 (3)

INDIVIDUAL DEFENSE

Intercepted 3+ passes:	Minkah Fitzpatrick (3), Alabama (2016)
Intercepted 2+ passes:	Richard LeCounte (2), Georgia (2020)
Recorded 3+ sacks:	Smith Vilbert (3.0), vs. Penn State (2022)
Recorded 2+ sacks:	Smith Vilbert (3.0), vs. Penn State (2022)

SPECIAL TEAMS

Kicked 5+ field goals:	Harrison Mevis (5-5), at Missouri (2020)
Kicked four field goals:	Wyatt Bryan (4-4), at Colorado State (2018)
Returned a punt for a TD:	DaVonta Smith, Alabama (2020)
Returned a kick for a TD:	Jashaun Corbin, vs. Texas A&M (2018)

GAME 8: AUBURN

ARKANSAS BIG PLAYS FROM SCRIMMAGE

Opponent	Rushing					Passing				
	10-19	20-29	30-39	40-49	50+	15-19	20-29	30-39	40-49	50+
Cincinnati	6	1	1	0	0	3	3	1	0	0
South Carolina	6	0	0	1	0	2	1	0	0	0
Missouri State	4	1	0	1	0	1	3	2	1	2
vs. Texas A&M	6	1	0	0	0	2	0	1	0	1
Alabama	6	1	0	0	0	4	1	1	0	0
at Mississippi State	5	1	0	0	1	1	2	0	1	2
at BYU	6	1	0	0	1	4	1	4	0	0
at Auburn										
Liberty										
LSU										
Ole Miss										
at Missouri										
Totals	39	4	1	2	2	17	11	9	2	5

OPPONENT BIG PLAYS FROM SCRIMMAGE

Opponent	Rushing					Passing				
	10-19	20-29	30-39	40-49	50+	15-19	20-29	30-39	40-49	50+
Cincinnati	2	0	1	0	0	3	3	3	0	0
South Carolina	2	0	0	0	0	4	0	2	1	2
Missouri State	0	1	0	0	0	6	1	2	1	0
vs. Texas A&M	4	1	0	0	1	3	1	1	0	0
Alabama	1	0	0	0	3	1	2	0	2	1
at Mississippi State	1	0	1	0	0	2	4	3	0	0
at BYU	4	0	0	0	0	3	3	3	0	1
at Auburn										
Liberty										
LSU										
Ole Miss										
at Missouri										
Totals	14	2	2	0	4	22	14	14	4	4

FIRST DOWN GAME LOG

Arkansas					Opponents				
Opponent	Rush	Pass	Penalty	Total	Opponent	Rush	Pass	Penalty	Total
Cincinnati	11	11	1	23	Cincinnati	7	15	2	24
South Carolina	19	7	1	27	South Carolina	5	12	5	22
Missouri State	10	11	1	22	Missouri State	5	14	2	21
vs. Texas A&M	17	7	0	24	vs. Texas A&M	7	7	2	16
Alabama	14	9	4	27	Alabama	9	7	1	17
at Mississippi State	11	7	0	18	at Mississippi State	11	16	6	33
at BYU	14	18	2	34	at BYU	7	16	4	27
at Auburn					at Auburn				
Liberty					Liberty				
LSU					LSU				
Ole Miss					Ole Miss				
at Missouri					at Missouri				
TOTAL	96	70	9	175	TOTAL	51	87	22	160

TURNOVER CHART

Takeaways					Giveaways				
Opponent	Fumbles	Interceptions	Total	Pts Off	Fumbles	Interceptions	Total	Points Off	Margin
Cincinnati	1	1	2	14	1	0	1	3	+1
South Carolina	2	1	3	7	0	0	0	0	+3
Missouri State	0	0	0	0	2	1	3	10	-3
vs. Texas A&M	0	0	0	0	1	0	1	6	-1
Alabama	0	1	1	0	1	0	1	0	0
at Mississippi State	0	0	0	0	0	2	2	6	-2
at BYU	2	1	3	14	1	0	1	0	+2
at Auburn									
Liberty									
LSU									
Ole Miss									
at Missouri									
TOTAL	5	4	9	35	6	3	9	25	0

GAME 8: AUBURN

DRIVE SUPERLATIVES

Longest Drive

By No. of Plays

By No. of Yards

By Time of Possession

Arkansas

16 (73 yards, 10:02) at BYU, downs

84 (14 plays, 4:28) vs. Missouri State, FG

10:02 (16 plays, 73 yards) at BYU, downs

Opponents

4x 12 (55 yards, 4:40) at Mississippi State, TD

93 yards (6 plays, 3:23) vs. Texas A&M, TD

6:09 (12 plays, 47 yards) vs. Texas A&M, FG

Shortest Drive

By No. of Plays

By No. of Yards

By Time of Possession

Arkansas

4x 1 (3 yards, 0:06) vs. Alabama, TD

-10 yards (3 plays, 1:33) vs. Alabama, punt

3x 0:06 (1 play, 3 yards) vs. Alabama, TD

Opponents

5x 1 (5 yards, 0:27) at BYU, end of game

-22 (4 plays, 1:13) vs. Alabama, downs

0:06 (1 play, -10 yards) vs. South Carolina, safety

Scoring Drive Breakdown

Yardage	ARKANSAS		OPPONENT	
	TD	FG	TD	FG
No drive	1	-	1	-
Neg. Yards	-	-	-	1
0-9	1	-	-	-
10-19	-	-	1	-
20-29	1	-	-	-
30-39	1	-	-	-
40-49	2	1	2	1
50-59	1	3	3	-
60-69	5	1	3	2
70-79	14	-	17	1
80-89	3	1	3	-
90-99	-	-	1	-
TOTALS	29	6	31	5

Game-Opening Drives

OPP	ARKANSAS			OPPONENTS		
	PTS	1STS	YDS	PTS	1STS	YDS
Cincinnati	0	1	25	0	3	59
S. Carolina	7	5	68	0	1	32
Missouri St.	0	0	6	0	3	29
vs. Texas A&M	0	1	15	0	0	2
Alabama	0	2	28	0	2	56
at Miss. State	0	1	5	7	4	58
at BYU	0	1	23	0	0	3
at Auburn						
Liberty						
LSU						
Ole Miss						
at Missouri						
TOTALS	7	11	170	7	13	239

Second Half-Opening Drives

OPP	ARKANSAS			OPPONENTS		
	PTS	1STS	YDS	PTS	1STS	YDS
Cincinnati	7	4	75	7	5	75
S. Carolina	0	2	23	7	3	88
Missouri St.	0	1	20	0	1	6
vs. Texas A&M	0	0	7	7	4	40
Alabama	0	1	15	0	1	21
at Miss. State	0	0	4	6	3	58
at BYU	7	3	75	7	6	75
at Auburn						
Liberty						
LSU						
Ole Miss						
at Missouri						
TOTALS	14	11	219	34	23	363

Three & Out Drives

	ARKANSAS	OPPONENT
	THREE-&-OUTS/DRIVES	THREE-&-OUTS/DRIVES
Cincinnati	1/13 (7.7%)	2/13 (15.4%)
South Carolina	1/12 (8.3%)	2/13 (15.4%)
Missouri State	2/13 (15.4%)	4/14 (28.6%)
vs. Texas A&M	3/11 (27.3%)	4/11 (36.4%)
Alabama	4/15 (26.7%)	2/15 (13.3%)
at Mississippi State	3/12 (25.0%)	1/12 (8.3%)
at BYU	0/11 (0.0%)	2/12 (16.7%)
at Auburn		
Liberty		
LSU		
Ole Miss		
at Missouri		
TOTALS	14/87 (16.1%)	17/90 (18.9%)

NEED TO KNOW INFO

Opponent	Captains	Length	Coin Toss	Kick/Receive	Helmet/Jersey/Pants	Attendance	1st Poss.	Opp. 1st Poss.	Result
Cincinnati	Catalon, Jefferson, Pool, Wagner	3:40	CIN	RECEIVE	Cardinal/Cardinal/White	74,751	PUNT	INT	W, 31-24
South Carolina	Blair, Jefferson, Pool, Wagner	3:54	ARK	KICK	Cardinal/Cardinal/White	72,437	TD	PUNT	W, 44-30
Missouri State	Blair, Jefferson, Pool, Wagner	3:18	ARK	KICK	Cardinal/Cardinal/White	74,133	PUNT	PUNT	W, 38-27
vs. Texas A&M	Blair, Jefferson, Pool, Wagner	3:21	TAMU	RECEIVE	White/White/White	63,580	PUNT	PUNT	L, 23-21
Alabama	Blair, Jefferson, Pool, Wagner	3:40	ARK	KICK	Cardinal/Cardinal/White	75,579	PUNT	INT	L, 49-26
at Miss. State	Blair, Jefferson, Pool, Wagner	3:27	ARK	KICK	Cardinal/White/White	57,849	PUNT	TD	L, 40-17
at BYU	Blair, Jefferson, Pool, Wagner	3:31	ARK	RECEIVE	Cardinal/Cardinal/White	63,470	FUM	PUNT	W, 52-35
at Auburn									
Liberty									
LSU									
Ole Miss									
Missouri									

GAME 8: AUBURN

ARKANSAS DRIVE CHARTS

Cincinnati

Qtr.	Time	Start	Pl-Yds	TOP	Result
1st	15:00	ARK25	4-25	01:48	punt
1st	07:13	CIN29	3-29	00:55	*TOUCHDOWN
1st	04:27	ARK29	3-(-5)	01:36	punt
1st	00:13	ARK20	4-15	01:56	punt
2nd	11:23	ARK03	8-47	03:31	punt
2nd	06:24	ARK32	6-18	02:12	punt
2nd	01:14	ARK30	7-70	00:57	*TOUCHDOWN
3rd	10:59	ARK25	8-75	02:59	*TOUCHDOWN
3rd	06:44	ARK08	1-(-5)	00:06	fumble
3rd	04:44	ARK25	11-61	03:16	*FIELD GOAL
4th	13:30	ARK09	5-15	02:59	punt
4th	09:52	CIN49	2-49	00:26	*TOUCHDOWN
4th	05:49	ARK25	10-43	05:49	end of game

South Carolina

Qtr.	Time	Start	Pl-Yds	TOP	Result
1st	12:20	ARK37	13-63	05:38	*TOUCHDOWN
1st	03:32	ARK25	12-75	04:04	*TOUCHDOWN
2nd	13:06	ARK39	12-61	04:53	*TOUCHDOWN
2nd	02:56	ARK25	7-43	02:06	missed fg
3rd	15:00	ARK25	8-23	03:14	punt
3rd	08:51	ARK25	5-56	01:57	downs
3rd	05:12	ARK41	14-59	05:17	*TOUCHDOWN
4th	14:06	SC41	5-41	01:57	*TOUCHDOWN
4th	10:57	ARK20	5-19	03:18	punt
4th	06:18	SC09	2-9	00:18	*TOUCHDOWN
4th	03:20	SC44	3-4	01:41	punt
4th	00:06	SC43	1-(-5)	00:06	end of game

Missouri State

Qtr.	Time	Start	Pl-Yds	TOP	Result
1st	10:34	ARK27	3-6	00:51	punt
1st	07:59	ARK30	2-34	00:42	fumble
1st	02:47	ARK25	6-75	02:07	fumble
2nd	13:29	ARK25	3-0	01:21	punt
2nd	10:36	ARK25	8-75	02:11	*TOUCHDOWN
2nd	04:47	ARK19	8-47	02:20	downs
2nd	01:20	ARK15	2-85	00:16	*TOUCHDOWN
3rd	15:00	ARK25	6-20	02:16	interception
3rd	10:04	ARK07	14-84	04:28	*FIELD GOAL
3rd	03:18	ARK37	4-20	01:16	punt
4th	12:04	ARK25	2-75	00:26	*TOUCHDOWN
4th	06:50	ARK20	9-80	05:11	*TOUCHDOWN
4th	00:34	ARK22	1-(-3)	00:34	end of game

vs. Texas A&M

Qtr.	Time	Start	Pl-Yds	TOP	Result
1st	15:00	ARK25	4-15	01:25	punt
1st	11:27	ARK31	5-69	01:43	*TOUCHDOWN
1st	07:32	ARK22	7-78	02:07	*TOUCHDOWN
1st	03:11	ARK24	3-2	01:19	punt
1st	00:59	ARK15	10-46	03:51	punt
2nd	08:45	ARK25	12-72	05:34	fumble
2nd	03:11	ARK25	3-(-2)	01:26	punt
3rd	11:41	ARK25	3-7	01:44	punt
3rd	03:48	ARK25	5-14	01:36	punt
4th	14:54	ARK26	13-74	04:49	*TOUCHDOWN
4th	06:30	ARK36	9-40	05:00	missed fg

OPPONENT DRIVE CHARTS

Cincinnati

Qtr.	Time	Start	Pl-Yds	TOP	Result
1st	13:12	CIN15	11-59	05:59	interception
1st	06:18	CIN25	3-(-5)	01:51	punt
1st	02:51	CIN50	7-43	02:38	missed fg
2nd	13:17	CIN25	5-28	01:54	punt
2nd	07:52	CIN20	3-(-3)	01:28	punt
2nd	04:12	CIN20	9-50	02:58	missed fg
2nd	00:17	CIN25	1-12	00:17	end of half
3rd	15:00	CIN25	12-75	04:01	*TOUCHDOWN
3rd	07:52	CIN29	3-71	01:02	*TOUCHDOWN
3rd	06:38	ARK03	4-(-5)	01:54	*FIELD GOAL
3rd	01:28	CIN25	8-30	02:58	punt
4th	10:31	ARK37	2-(-12)	00:39	fumble
4th	09:26	CIN25	9-75	03:37	*TOUCHDOWN

South Carolina

Qtr.	Time	Start	Pl-Yds	TOP	Result
1st	15:00	SC25	5-17	02:40	punt
1st	06:42	SC25	6-65	03:10	*FIELD GOAL
2nd	14:28	SC25	3-(-10)	01:22	punt
2nd	08:08	SC30	11-70	05:12	*TOUCHDOWN
2nd	00:50	SC32	5-27	00:50	downs
3rd	11:46	SC12	8-88	02:55	*TOUCHDOWN
3rd	06:54	SC19	3-(-2)	01:42	punt
4th	14:55	SC25	2-11	00:49	fumble
4th	12:04	SC31	6-52	01:07	interception
4th	07:39	SC24	3-76	01:14	*TOUCHDOWN
4th	06:00	SC25	10-75	02:39	*TOUCHDOWN
4th	01:39	SC10	1-(-10)	00:06	safety
4th	01:32	SC29	6-14	01:26	fumble

Missouri State

Qtr.	Time	Start	Pl-Yds	TOP	Result
1st	15:00	MOS13	9-29	04:26	punt
1st	09:43	MOS20	3-(-3)	01:44	punt
1st	07:17	MOS36	12-64	04:30	*TOUCHDOWN
1st	00:40	MOS20	7-69	02:11	*FIELD GOAL
2nd	12:08	ARK45	4-45	01:32	*TOUCHDOWN
2nd	08:25	MOS25	6-18	03:38	punt
2nd	02:27	MOS34	3-1	01:07	punt
2nd	01:04	MOS25	4-6	01:04	end of half
3rd	12:44	ARK49	4-6	02:40	punt
3rd	05:36	MOS25	5-75	02:08	*TOUCHDOWN
3rd	02:02	MOS15	10-71	04:58	*FIELD GOAL
4th	11:38	MOS25	3-0	02:22	punt
4th	09:16	MOS25	4-27	02:26	punt
4th	01:39	MOS25	3-(-11)	01:05	punt

vs. Texas A&M

Qtr.	Time	Start	Pl-Yds	TOP	Result
1st	13:35	TAMU35	3-(-3)	02:08	punt
1st	09:44	TAMU25	3-9	02:12	punt
1st	05:25	TAMU25	3-3	02:14	punt
1st	01:52	TAMU34	3-4	00:53	punt
2nd	12:08	TAMU07	6-93	03:23	*TOUCHDOWN
2nd	01:45	TAMU32	6-26	01:45	end of half
3rd	15:00	TAMU30	6-70	03:19	*TOUCHDOWN
3rd	09:57	TAMU39	12-47	06:09	*FIELD GOAL
3rd	02:12	TAMU14	4-17	02:18	punt
4th	10:05	TAMU25	8-39	03:35	mmisssed fg
4th	01:30	TAMU24	3-(-2)	01:30	end of game

GAME 8: AUBURN

ARKANSAS DRIVE CHARTS

Alabama

Qtr.	Time	Start	Pl-Yds	TOP	Result
1st	12:48	ARK01	7-28	02:58	punt
1st	07:41	ARK25	3-5	02:01	punt
1st	02:35	ARK25	4-15	01:47	punt
2nd	13:16	ARK35	4-25	01:02	fumble
2nd	10:47	ARK09	3-2	01:33	punt
2nd	08:29	ARK25	3-(-10)	01:33	punt
2nd	02:51	ARK25	9-75	02:30	*TOUCHDOWN
3rd	15:00	ARK25	5-15	01:29	punt
3rd	10:36	ARK22	7-78	02:49	*TOUCHDOWN
3rd	07:42	ARK46	12-50	06:04	*FIELD GOAL
3rd	00:25	ALA03	1-3	00:06	*TOUCHDOWN
4th	14:09	ARK25	4-13	01:40	punt
4th	12:17	ARK25	13-59	04:39	*FIELD GOAL
4th	06:55	ARK25	3-3	00:37	punt
4th	04:40	ARK45	9-46	02:34	downs

at Mississippi State

Qtr.	Time	Start	Pl-Yds	TOP	Result
1st	11:15	ARK25	6-5	02:25	punt
1st	04:10	ARK25	8-67	02:14	downs
2nd	13:32	ARK01	3-9	01:27	punt
2nd	09:03	ARK25	9-42	03:07	*FIELD GOAL
2nd	01:27	ARK29	2-71	00:16	*TOUCHDOWN
2nd	00:13	ARK22	3-29	00:13	end of half
3rd	14:54	ARK01	3-4	01:30	punt
3rd	11:16	ARK25	9-74	03:00	downs
3rd	05:53	ARK20	5-80	02:20	*TOUCHDOWN
3rd	00:54	ARK25	10-38	02:10	interception
4th	10:28	ARK25	7-45	03:05	interception
4th	06:25	ARK28	3-4	02:26	punt

at BYU

Qtr.	Time	Start	Pl-Yds	TOP	Result
1st	15:00	ARK25	5-23	01:20	fumble
1st	12:10	ARK01	6-24	01:34	punt
1st	05:39	ARK25	9-75	03:02	*TOUCHDOWN
1st	01:11	ARK25	10-75	03:52	*TOUCHDOWN
2nd	09:48	ARK25	10-59	03:02	*FIELD GOAL
2nd	05:18	BYU34	4-34	01:39	*TOUCHDOWN
2nd	02:22	ARK32	7-68	01:42	*TOUCHDOWN
3rd	09:53	ARK25	2-75	00:33	*TOUCHDOWN
3rd	05:11	ARK25	12-75	03:58	*TOUCHDOWN
4th	14:54	ARK32	2-68	00:29	*TOUCHDOWN
4th	10:29	ARK26	16-73	10:02	downs

OPPONENT DRIVE CHARTS

Alabama

Qtr.	Time	Start	Pl-Yds	TOP	Result
1st	15:00	ALA25	5-56	02:12	interception
1st	09:50	ALA35	6-65	02:09	*TOUCHDOWN
1st	05:40	ALA20	7-80	03:05	*TOUCHDOWN
1st	00:48	ALA49	6-16	02:32	missed fg
2nd	12:14	ALA40	3-2	01:27	punt
2nd	09:14	ARK17	3-17	00:45	*TOUCHDOWN
2nd	06:56	ALA41	10-59	04:05	*TOUCHDOWN
2nd	00:21	ALA25	1-(-1)	00:21	end of half
3rd	13:31	ALA08	6-21	02:55	punt
3rd	01:38	ALA25	4-(-22)	01:13	downs
3rd	00:19	ALA25	5-75	01:10	*TOUCHDOWN
4th	12:29	ALA28	1-72	00:12	*TOUCHDOWN
4th	07:38	ALA25	2-75	00:43	*TOUCHDOWN
4th	06:18	ALA40	3-4	01:38	punt
4th	02:06	ALA09	3-13	02:06	end of game

at Mississippi State

Qtr.	Time	Start	Pl-Yds	TOP	Result
1st	15:00	MSU35	9-65	03:45	*TOUCHDOWN
1st	08:50	MSU45	12-55	04:40	*TOUCHDOWN
1st	01:56	MSU08	6-50	03:24	punt
2nd	12:05	ARK40	9-40	03:02	*TOUCHDOWN
2nd	05:56	MSU25	11-46	04:29	downs
2nd	01:04	MSU31	6-47	00:51	missed fg
3rd	13:24	MSU42	6-58	02:08	*TOUCHDOWN
3rd	08:16	MSU01	5-30	02:23	punt
3rd	03:23	MSU25	7-75	02:29	*TOUCHDOWN
4th	13:44	MSU30	6-70	03:16	*TOUCHDOWN
4th	07:23	MSU20	3-8	00:58	punt
4th	03:59	MSU19	6-58	03:59	end of half

at BYU

Qtr.	Time	Start	Pl-Yds	TOP	Result
1st	13:40	ARK48	3-3	01:30	punt
1st	10:36	BYU18	10-82	04:57	*TOUCHDOWN
1st	02:37	BYU25	4-75	01:26	*TOUCHDOWN
2nd	12:19	BYU25	7-75	02:31	*TOUCHDOWN
2nd	06:46	BYU25	4-9	01:28	fumble
2nd	03:39	BYU25	4-15	01:17	interception
2nd	00:40	BYU25	4-45	00:40	end of half
3rd	15:00	BYU25	10-75	05:07	*TOUCHDOWN
3rd	09:20	BYU25	10-75	04:09	*TOUCHDOWN
3rd	01:13	BYU25	3-1	01:19	punt
4th	14:25	BYU25	11-49	03:56	fumble
4th	00:27	BYU01	1-5	00:27	end of game

GAME 8: AUBURN

ALPHABETICAL ROSTER

No.	Name	Pos.
19	Rykar Acebo	QB
5	Cameron Ball	DL
39	Jake Bates	K
30	Reid Bauer	P
89	Nathan Bax	TE
88	Kamron Bibby	WR
11	LaDarius Bishop	DB
15	Simeon Blair	DB
43	Brooks Both	LB
7	Latavious Brini	DB
22	Anthony Brown	DB
71	Brock Burns	OL
50	Cole Carson	OL
9	Taurean Carter	DL
46	Francisco Castro	LS
1	Jalen Catalon	DB
72	Andrew Chamblee	OL
4	Malik Chavis	DB
17	Hudson Clark	DB
85	Harper Cole	WR
53	Ty'Kieast Crawford	OL
36	Jordan Crook	LB
26	Dennis Daniels	RB
0	Nico Davillier	DL
91	Randall Dennis Jr.	DL
14	Jordan Domineck	DL
6	Rashod Dubinion	RB
73	Brooks Edmonson	OL
31	Max Fletcher	P
94	Patrick Foley	P
28	Blake Ford	K
10	Cade Fortin	QB
23	Dorian Gerald	DL
86	Kalil Girault	WR
18	Trent Gordon	DB
0	AJ Green	RB
50	Eric Gregory	DL
66	Kai Hamilton	OL
99	Terry Hampton	DL
83	Chris Harris	WR
76	E'Marion Harris	OL
9	Jaden Haselwood	WR
59	Eli Henderson	OL
56	Marcus Henderson	OL
44	Kaden Henley	LB
82	Hudson Henry	TE
94	Jon Hill	DL
55	JJ Hollingsworth	DL
4	Malik Hornsby	QB
2	Ketron Jackson Jr.	WR
40	Landon Jackson	DL
1	KJ Jefferson	QB
20	Dominique Johnson	RB
8	Jayden Johnson	DB
19	Khari Johnson	DB
25	James Jointer	RB
70	Luke Jones	OL
30	Ethan Joseph	LB
7	Trey Knox	TE
75	Patrick Kutas	OL
3	Matt Landers	WR
62	Brady Latham	OL
42	Zach Lee	TE
21	Jaylen Lewis	DB
55	Beaux Limmer	OL
29	Cam Little	K/P
61	Brooks Magee	LS

NUMERICAL ROSTER

No.	Name	Pos.	Ht.	Wt.	Cl.	Exp.	Hometown (Previous School)
0	Nico Davillier	DL	6-4	270	Fr.	HS	Maumelle, Ark. (Maumelle HS)
0	AJ Green	RB	5-11	208	So.	1L	Tulsa, Okla. (Union HS)
1	Jalen Catalon	DB	5-10	201	R-Jr.	2L	Mansfield, Texas (Mansfield Legacy HS)
1	KJ Jefferson	QB	6-3	242	R-Jr.	2L	Sardis, Miss. (North Panola HS)
2	Ketron Jackson Jr.	WR	6-2	203	So.	1L	Royse City, Texas (Royse City HS)
2	Myles Slusher	DB	6-0	194	Jr.	2L	Broken Arrow, Okla. (Broken Arrow HS)
3	Matt Landers	WR	6-5	197	Sr.	TR	St. Petersburg, Fla. (St. Petersburg HS/Toledo)
3	Dwight McGlothorn	DB	6-2	181	Jr.	TR	Houston, Texas (Klein Oak HS/LSU)
4	Malik Chavis	DB	6-2	192	R-Jr.	2L	Rison, Ark. (Rison HS)
4	Malik Hornsby	QB	6-2	186	R-So.	1L	Missouri City, Texas (Ft. Bend Marshall HS)
5	Cameron Ball	DL	6-5	303	R-Fr.	RS	Atlanta, Ga. (Tri-Cities HS)
5	Raheim Sanders	RB	6-2	227	So.	1L	Rockledge, Fla. (Rockledge HS)
6	Rashod Dubinion	RB	5-10	211	Fr.	HS	Ellenwood, Ga. (Cedar Grove HS)
6	Jacorrei Turner	DB	6-2	206	R-So.	1L	Atlanta, Ga. (Woodward Academy)
7	Latavious Brini	DB	6-2	215	*Sr.	TR	Miami Gardens, Fla. (Mater Academy Charter/Georgia)
7	Trey Knox	TE	6-5	245	Sr.	3L	Murfreesboro, Tenn. (Blackman HS)
8	Jayden Johnson	DB	6-2	204	So.	1L	Cedartown, Ga. (Cedartown HS)
8	Ty Washington	TE	6-4	247	Fr.	HS	Leesburg, Ga. (Lee County HS)
9	Taurean Carter	DL	6-3	294	R-Jr.	2L	Mansfield, Texas (Mansfield Legacy HS)
9	Jadon Haselwood	WR	6-3	213	R-Jr.	TR	Ellenwood, Ga. (Cedar Grove HS/Oklahoma)
10	Cade Fortin	QB	6-3	218	R-Sr.	TR	Suwanee, Ga. (North Gwinnett HS/South Florida)
10	Bumper Pool	LB	6-2	232	*Sr.	4L	Lucas, Texas (Lovejoy HS)
11	LaDarius Bishop	DB	6-0	194	R-Sr.	3L	Ashdown, Ark. (Ashdown HS)
11	Sam Mbake	WR	6-3	202	Fr.	HS	Kennesaw, Ga. (North Cobb HS)
13	Jaedon Wilson	WR	6-3	175	R-Fr.	RS	DeSoto, Texas (DeSoto HS)
14	Jordan Domineck	DL	6-3	251	R-Sr.	TR	Lakeland, Fla. (Jenkins HS/Georgia Tech)
14	Bryce Stephens	WR	6-0	176	R-Fr.	RS	Oklahoma City, Okla. (John Marshall HS)
15	Simeon Blair	DB	5-10	208	R-Sr.	3L	Pine Bluff, Ark. (Pine Bluff HS)
15	Landon Rogers	WR	6-4	197	R-Fr.	RS	Little Rock, Ark. (Parkview HS)
16	Keuan Parker	DB	5-11	178	R-Fr.	RS	Tulsa, Okla. (Booker T. Washington HS)
16	Isaiah Sategna	WR	5-11	173	Fr.	HS	Fayetteville, Ark. (Fayetteville HS)
17	Hudson Clark	DB	6-2	182	R-Jr.	2L	Dallas, Texas (Highland Park HS)
18	Trent Gordon	DB	5-11	188	R-Sr.	1L	Spring, Texas (Manvel HS/Penn State)
18	Kade Renfro	QB	6-3	206	R-So.	SQ	Stephenville, Texas (Stephenville HS/Ole Miss)
19	Rykar Acebo	QB	6-4	185	Fr.	HS	Jonesboro, Ark. (Jonesboro HS)
19	Khari Johnson	DB	6-0	192	Jr.	2L	Boston, Mass. (Suffield Academy)
20	Dominique Johnson	RB	6-1	247	Jr.	2L	Crowley, Texas (Crowley HS)
20	Zach Zimos	DB	6-4	233	R-Jr.	2L	Sugar Land, Texas (Fort Bend Travis HS)
21	Jaylen Lewis	DB	6-0	175	Fr.	HS	Brownsville, Tenn. (Haywood HS)
22	Anthony Brown	DB	6-0	181	Fr.	HS	Milan, Tenn. (Milan HS)
23	Dorian Gerald	DL	6-3	256	*R-Sr.	3L	Florence, S.C. (W. Florence HS/Coll. of the Canyons)
25	James Jointer	RB	6-0	213	Fr.	HS	Little Rock, Ark. (Parkview HS)
26	Dennis Daniels	RB	5-10	220	R-Sr.	TR	Warren, Ark. (Warren HS/Southern Arkansas)
26	Landon Phipps	DB	6-0	175	Fr.	HS	Springdale, Ark. (Springdale HS)
27	Chris Paul Jr.	LB	6-1	230	R-Fr.	RS	Cordele, Ga. (Crisp County HS)
28	Blake Ford	K	6-1	217	Fr.	HS	Arlington, Texas (Lamar HS)
29	Cam Little	K/P	6-2	181	So.	1L	Moore, Okla. (Southmoore HS)
29	John Paul Pickens	DB	6-0	181	Fr.	HS	Jonesboro, Ark. (Jonesboro HS)
30	Reid Bauer	P	5-11	206	R-Sr.	2L	Magnolia, Texas (Magnolia HS)
30	Ethan Joseph	LB	6-2	212	Fr.	HS	Alpharetta, Ga. (King's Ridge Christian)
31	Max Fletcher	P	6-5	178	Fr.	HS	Melbourne, Australia (ProKick Australia)
32	Drew Winn	DB	5-11	183	R-Jr.	TR	Pea Ridge, Ark. (Pea Ridge HS/Pittsburg St.)
33	Isaiah Nichols	DL	6-3	315	R-Sr.	3L	Springdale, Ark. (Springdale HS)
34	Hunter Talley	TE	6-4	210	Fr.	HS	Siloam Springs, Ark. (Siloam Springs HS)
35	Mani Powell	LB	6-3	234	Fr.	HS	Fayetteville, Ark. (Fayetteville HS)
36	Jordan Crook	LB	6-0	232	Fr.	HS	Duncanville, Texas (Duncanville HS)
36	Erin Outley	TE	6-4	255	R-Fr.	RS	Little Rock, Ark. (Parkview HS)
37	Eric Thomas Jr.	DL	6-3	253	Jr.	2L	Pensacola, Fla. (Booker T. Washington HS)
38	Mason Schueck	LB	6-2	219	Fr.	HS	Little Rock, Ark. (Pulaski Academy)
39	Jake Bates	K	5-10	202	*Sr.	TR	Tomball, Texas (Tomball HS/Texas State)
39	Courtney Snelling	DB	5-11	165	Sr.	SQ	Little Rock, Ark. (Joe T. Robinson HS)
40	Landon Jackson	DL	6-7	274	So.	TR	Texarkana, Texas (Pleasant Grove HS/LSU)
41	Kyle Thompson	DL	6-3	250	Fr.	HS	Aledo, Texas (Aledo HS)
42	Zach Lee	TE	6-5	241	R-So.	SQ	Bentonville, Ark. (Bentonville HS)
42	Drew Sanders	LB	6-5	233	Jr.	TR	Denton, Texas (Ryan HS/Alabama)
43	Brooks Both	LB	6-0	231	R-So.	SQ	Harrison, Ark. (Harrison HS)
44	Kaden Henley	LB	6-2	225	Fr.	HS	Springdale, Ark. (Shiloh Christian Academy)

GAME 8: AUBURN

NUMERICAL ROSTER

No.	Name	Pos.	Ht.	Wt.	Cl.	Exp.	Hometown (Previous School)
45	Jackson Woodard	LB	6-3	231	R-So.	1L	Little Rock, Ark. (LR Christian Academy)
46	Francisco Castro	LS	6-1	217	R-Fr.	RS	Miami, Fla. (Columbus HS)
48	Eli Stein	LS	6-3	227	Fr.	HS	Cambridge, Wisc. (Cambridge HS)
49	McKinley Williams	DB	6-1	209	R-Sr.	1L	Sheridan, Ark. (Sheridan HS)
50	Cole Carson	OL	6-5	305	R-Fr.	RS	Bogata, Texas (Rivercrest HS)
50	Eric Gregory	DL	6-4	303	R-Jr.	2L	Memphis, Tenn. (IMG Academy)
51	Ricky Stromberg	OL	6-4	313	Sr.	3L	Tulsa, Okla. (Union HS)
52	John Oehrlein	LS	6-1	235	R-Jr.	SQ	Austin, Texas (Westlake HS)
53	Ty'Kieast Crawford	OL	6-5	325	Jr.	1L	Carthage, Texas (Carthage HS/Charlotte)
55	JJ Hollingsworth	DL	6-3	246	Fr.	HS	Greenland, Ark. (Greenland HS)
55	Beaux Limmer	OL	6-5	302	R-Jr.	2L	Tyler, Texas (Tyler Lee HS)
56	Marcus Henderson	OL	6-5	303	R-So.	1L	Memphis, Tenn. (Memphis University School)
56	Zach Williams	DL	6-4	261	Sr.	3L	Little Rock, Ark. (Joe T. Robinson HS)
58	Jashaud Stewart	DL	6-2	251	Jr.	2L	Jonesboro, Ark. (Jonesboro HS)
59	Eli Henderson	OL	6-4	315	Fr.	HS	Duncan, S.C. (Byrnes HS)
61	Briggs Magee	LS	6-2	230	Fr.	HS	Georgetown, Texas (Georgetown HS)
62	Brady Latham	OL	6-5	307	R-Jr.	2L	Jenks, Okla. (Jenks HS)
63	Terry Wells	OL	6-5	327	R-Fr.	RS	Parkin, Ark. (Wynne HS)
65	Devon Manuel	OL	6-9	334	R-Fr.	RS	Sunset, La. (Beau Chene HS)
66	Kai Hamilton	OL	6-4	300	Fr.	HS	Hope, Ark. (Hope HS)
67	Josh Street	OL	6-6	310	R-Fr.	RS	Bentonville, Ark. (Bentonville HS)
70	Luke Jones	OL	6-5	327	R-Sr.	2L	Little Rock, Ark. (Pulaski Academy/Notre Dame)
71	Brock Burns	OL	6-4	296	Fr.	HS	Ozark, Ark. (Ozark HS)
72	Andrew Chamblee	OL	6-6	303	Fr.	HS	Maumelle, Ark. (Maumelle HS)
73	Brooks Edmonson	OL	6-4	315	Fr.	HS	Bryant, Ark. (Bryant HS)
74	Jalen St. John	OL	6-5	327	R-So.	1L	St. Louis, Mo. (Trinity Catholic HS)
75	Patrick Kutas	OL	6-5	305	Fr.	HS	Memphis, Tenn. (Christian Brothers HS)
76	E'Marion Harris	OL	6-7	340	Fr.	HS	Little Rock, Ark. (Joe T. Robinson HS)
78	Dalton Wagner	OL	6-9	331	*R-Sr.	4L	Spring Grove, Ill. (Richmond Burton HS)
80	Collin Sutherland	TE	6-5	260	R-So.	SQ	Flower Mound, Texas (Marcus HS)
81	Quincey McAdoo	WR	6-2	192	Fr.	HS	Clarendon, Ark. (Clarendon HS)
82	Hudson Henry	TE	6-5	254	R-Jr.	2L	Little Rock, Ark. (Pulaski Academy)
83	Chris Harris	WR	5-10	187	R-So.	SQ	Dumas, Ark. (Dumas HS)
84	Warren Thompson	WR	6-3	198	R-Sr.	1L	Seffner, Fla. (Armwood HS/Florida State)
85	Harper Cole	WR	5-9	178	R-So.	1L	Aurora, Ill. (Waubonsie Valley HS)
86	Kalil Girault	WR	6-0	186	Fr.	HS	Haslet, Texas (Eaton HS)
88	Kamron Bibby	WR	6-2	180	Fr.	HS	El Dorado, Ark. (El Dorado HS)
89	Nathan Bax	TE	6-4	252	R-Sr.	2L	Jefferson City, Mo. (Helias Catholic HS/III. St.)
90	Marcus Miller	DL	6-5	286	R-Jr.	2L	Warren, Ark. (Warren HS)
91	Randall Dennis Jr.	DL	6-3	300	Fr.	HS	Lawrenceville, Ga. (Archer HS)
94	Patrick Foley	P	6-3	196	R-Fr.	RS	Omaha, Neb. (Creighton Prep)
94	Jon Hill	DL	6-5	252	R-Fr.	RS	Dumas, Ark. (Dumas HS)
98	Roy Patterson	DL	6-5	253	R-So.	HS	Austin, Texas (Anderson HS)
99	Terry Hampton	DL	6-1	314	*Sr.	TR	El Dorado, Ark. (El Dorado HS/Arkansas State)

Roster by Class: Senior - 23 | Junior - 22 | Sophomore - 17 | Freshman - 49

FOOTBALL STAFF

Coaching Staff

Sam Pittman Head Coach	3rd Season
Barry Odom Assoc. Head Coach/DC/Safeties	3rd Season
Scott Fountain Asst. HC/Special Teams Coord.	3rd Season
Kendal Briles Offensive Coordinator/QBs	3rd Season
Deke Adams Defensive Line	1st Season
Dominique Bowman Cornerbacks	1st Season
Kenny Guiton Wide Receivers	2nd Season
Cody Kennedy Offensive Line	2nd Season
Dowell Loggains Tight Ends	2nd Season
Michael Scherer Linebackers	3rd Season
Jimmy Smith Running Backs	3rd Season

Graduate Assistants

Ian Brewer Video	2nd Season
Joe Carter Operations	1st Season
Sean Fogarty Offense	1st Season
Jalen Harris Special Teams	1st Season
Mason Hutchins Defense	1st Season
Keith Jones Defense	1st Season

Quality Control/Analyst

Michael Anthony Offense	3rd Season
Mark Cala Offense	3rd Season
Kelvin Green Defense	1st Season
Chris Hurd Special Teams	1st Season
Nick Mathews Defense	1st Season
Jake Trump Defense	3rd Season
De'Vion Warren Offense	1st Season

Support Staff

Patrick Doherty Football Operations	3rd Season
Amanda Gilpin Asst. Football Operations	3rd Season
Jamil Walker Strength & Conditioning	3rd Season
Ed Ellis Assoc. Strength & Conditioning	3rd Season
Dave Polanski Athletic Training	5th Season
Dalton Withrow Equipment	2nd Season
Butler Benton Recruiting/Player Personnel	2nd Season
Danny Wheeler Player Development	3rd Season
Jacob Tepp Video	2nd Season

ALPHABETICAL ROSTER

No.	Name	Pos.
65	Devon Manuel	OL
11	Sam Mbake	WR
81	Quincey McAdoo	WR
3	Dwight McGlothorn	DB
90	Marcus Miller	DL
33	Isaiah Nichols	DL
52	John Oehrlein	OL
36	Erin Outley	TE
16	Keuan Parker	DB
98	Roy Patterson	DL
27	Chris Paul Jr.	LB
26	Landon Phipps	DB
29	John Paul Pickens	DB
10	Bumper Pool	LB
35	Mani Powell	LB
18	Austin Renfro	QB
15	Landon Rogers	TE
42	Drew Sanders	LB
5	Raheim Sanders	RB
16	Isaiah Sategna	WR
38	Mason Schueck	LB
2	Myles Slusher	DB
39	Courtney Snelling	DB
74	Jalen St. John	OL
48	Eli Stein	LS
14	Bryce Stephens	WR
58	Jashaud Stewart	DL
67	Josh Street	OL
51	Ricky Stromberg	OL
80	Collin Sutherland	TE
34	Hunter Talley	TE
37	Eric Thomas Jr.	DL
41	Kyle Thompson	DL
84	Warren Thompson	WR
6	Jacorre Turner	LB
78	Dalton Wagner	OL
8	Ty Washington	TE
63	Terry Wells	OL
49	McKinley Williams	DB
56	Zach Williams	DL
13	Jaedon Wilson	WR
32	Drew Winn	DB
45	Jackson Woodard	LB
20	Zach Zimos	DB

PRONUNCIATIONS

Latavious Brini	bree-nee
Taurean Carter	tore-ee-an
Andrew Chamblee	cham-blee
Malik Chavis	ma-leek chav-iss
Ty'Kieast Crawford	ty-KEAST
Nico Davillier	dava-YAY
E'Marion Harris	eh-mary-ON
Jadon Haselwood	hazel-wood
Malik Hornsby	ma-leek
Ketron Jackson Jr.	KEE-tron
Khari Johnson	kah-REE
Patrick Kutas	koo-tas
Sam Mbake	bah-KAY
Keuan Parker	kee-wahn
Mani Powell	manny
Isaiah Sategna	suh-TANE-ya
Jashaud Stewart	ja-shawd
Zach Zimos	ZIE-mus

GAME 8: AUBURN

RAZORBACKS BY POSITION

No.	Name	Ht.	Wt.	Cl.	Hometown (Previous School)
QB (5)					
1	KJ Jefferson	6-3	242	R-Jr.	Sardis, Miss. (North Panola HS)
4	Malik Hornsby	6-2	186	R-So.	Missouri City, Texas (Ft. Bend Marshall HS)
10	Cade Fortin	6-3	218	R-Sr.	Suwanee, Ga. (North Gwinnett HS/South Florida)
18	Kade Renfro	6-3	206	R-So.	Stephenville, Texas (Stephenville HS/Ole Miss)
19	Rykar Acebo	6-4	185	Fr.	Jonesboro, Ark. (Jonesboro HS)
RB (6)					
0	AJ Green	5-11	208	So.	Tulsa, Okla. (Union HS)
5	Raheim Sanders	6-2	227	So.	Rockledge, Fla. (Rockledge HS)
6	Rashod Dubinion	5-10	211	Fr.	Ellenwood, Ga. (Cedar Grove HS)
20	Dominique Johnson	6-1	247	Jr.	Crowley, Texas (Crowley HS)
25	James Jointer	6-0	213	Fr.	Little Rock, Ark. (Parkview HS)
26	Dennis Daniels	5-10	220	R-Sr.	Warren, Ark. (Warren HS/Southern Arkansas)
WR (14)					
2	Ketron Jackson Jr.	6-2	203	So.	Royse City, Texas (Royse City HS)
3	Matt Landers	6-5	197	Sr.	St. Petersburg, Fla. (St. Petersburg HS/Toledo)
9	Jadon Haselwood	6-3	213	R-Jr.	Ellenwood, Ga. (Cedar Grove HS/Oklahoma)
11	Sam Mbake	6-3	202	Fr.	Kennesaw, Ga. (North Cobb HS)
13	Jaedon Wilson	6-3	175	R-Fr.	DeSoto, Texas (DeSoto HS)
14	Bryce Stephens	6-0	176	R-Fr.	Oklahoma City, Okla. (John Marshall HS)
15	Landon Rogers	6-4	197	R-Fr.	Little Rock, Ark. (Parkview HS)
16	Isaiah Sategna	5-11	173	Fr.	Fayetteville, Ark. (Fayetteville HS)
81	Quincey McAdoo	6-2	192	Fr.	Clarendon, Ark. (Clarendon HS)
83	Chris Harris	5-10	187	R-So.	Dumas, Ark. (Dumas HS)
84	Warren Thompson	6-3	198	R-Sr.	Seffner, Fla. (Armwood HS/Florida State)
85	Harper Cole	5-9	178	R-So.	Aurora, Ill. (Waubonsie Valley HS)
86	Kalil Girault	6-0	186	Fr.	Haslet, Texas (Eaton HS)
88	Kamron Bibby	6-2	180	Fr.	El Dorado, Ark. (El Dorado HS)
TE (8)					
7	Trey Knox	6-5	245	Sr.	Murfreesboro, Tenn. (Blackman HS)
8	Ty Washington	6-4	247	Fr.	Leesburg, Ga. (Lee County HS)
34	Hunter Talley	6-4	210	Fr.	Siloam Springs, Ark. (Siloam Springs HS)
36	Erin Outley	6-4	255	R-Fr.	Little Rock, Ark. (Parkview HS)
42	Zach Lee	6-5	241	R-So.	Bentonville, Ark. (Bentonville HS)
80	Collin Sutherland	6-5	260	R-So.	Flower Mound, Texas (Marcus HS)
82	Hudson Henry	6-5	254	R-Jr.	Little Rock, Ark. (Pulaski Academy)
89	Nathan Bax	6-4	252	R-Sr.	Jefferson City, Mo. (Helias Catholic HS/III. St.)
OL (19)					
50	Cole Carson	6-5	305	R-Fr.	Bogata, Texas (Rivercrest HS)
51	Ricky Stromberg	6-4	313	Sr.	Tulsa, Okla. (Union HS)
53	TyKieast Crawford	6-5	325	Jr.	Carthage, Texas (Carthage HS/Charlotte)
55	Beaux Limmer	6-5	302	R-Jr.	Tyler, Texas (Tyler Lee HS)
56	Marcus Henderson	6-5	303	R-So.	Memphis, Tenn. (Memphis University School)
59	Eli Henderson	6-4	315	Fr.	Duncan, S.C. (Byrnes HS)
62	Brady Latham	6-5	307	R-Jr.	Jenks, Okla. (Jenks HS)
63	Terry Wells	6-5	327	R-Fr.	Parkin, Ark. (Wynne HS)
65	Devon Manuel	6-9	334	R-Fr.	Sunset, La. (Beau Chene HS)
66	Kai Hamilton	6-4	300	Fr.	Hope, Ark. (Hope HS)
67	Josh Street	6-6	310	R-Fr.	Bentonville, Ark. (Bentonville HS)
70	Luke Jones	6-5	327	R-Sr.	Little Rock, Ark. (Pulaski Academy/Notre Dame)
71	Brock Burns	6-4	296	Fr.	Ozark, Ark. (Ozark HS)
72	Andrew Chamblee	6-6	303	Fr.	Maumelle, Ark. (Maumelle HS)
73	Brooks Edmonson	6-4	315	Fr.	Bryant, Ark. (Bryant HS)
74	Jalen St. John	6-5	327	R-So.	St. Louis, Mo. (Trinity Catholic HS)
75	Patrick Kutas	6-5	305	Fr.	Memphis, Tenn. (Christian Brothers HS)
76	E'Marion Harris	6-7	340	Fr.	Little Rock, Ark. (Joe T. Robinson HS)
78	Dalton Wagner	6-9	331	*R-Sr.	Spring Grove, Ill. (Richmond Burton HS)

RAZORBACKS BY POSITION

No.	Name	Ht.	Wt.	Cl.	Hometown (Previous School)
DB (21)					
1	Jalen Catalon	5-10	201	R-Jr.	Mansfield, Texas (Mansfield Legacy HS)
2	Myles Slusher	6-0	194	Jr.	Broken Arrow, Okla. (Broken Arrow HS)
3	Dwight McGlothorn	6-2	181	Jr.	Houston, Texas (Klein Oak HS/LSU)
4	Malik Chavis	6-2	192	R-Jr.	Rison, Ark. (Rison HS)
6	Jacorrei Turner	6-2	206	R-So.	Atlanta, Ga. (Woodward Academy)
7	Latavious Brini	6-2	215	*Sr.	Miami Gardens, Fla. (Mater Academy Charter/Georgia)
8	Jayden Johnson	6-2	204	So.	Cedartown, Ga. (Cedartown HS)
11	LaDarrius Bishop	6-0	194	R-Sr.	Ashdown, Ark. (Ashdown HS)
15	Simeon Blair	5-10	208	R-Sr.	Pine Bluff, Ark. (Pine Bluff HS)
16	Keuan Parker	5-11	178	R-Fr.	Tulsa, Okla. (Booker T. Washington HS)
17	Hudson Clark	6-2	182	R-Jr.	Dallas, Texas (Highland Park HS)
18	Trent Gordon	5-11	188	R-Sr.	Spring, Texas (Manvel HS/Penn State)
19	Khari Johnson	6-0	192	Jr.	Boston, Mass. (Suffield Academy)
20	Zach Zimos	6-4	233	R-Jr.	Sugar Land, Texas (Fort Bend Travis HS)
21	Jaylen Lewis	6-0	175	Fr.	Brownsville, Tenn. (Haywood HS)
22	Anthony Brown	6-0	181	Fr.	Milan, Tenn. (Milan HS)
26	Landon Phipps	6-0	175	Fr.	Springdale, Ark. (Springdale HS)
29	John Paul Pickens	6-0	181	Fr.	Jonesboro, Ark. (Jonesboro HS)
32	Drew Winn	5-11	183	R-Jr.	Pea Ridge, Ark. (Pea Ridge HS/Pittsburg St.)
39	Courtney Snelling	5-11	165	Sr.	Little Rock, Ark. (Joe T. Robinson HS)
49	McKinley Williams	6-1	209	R-Sr.	Sheridan, Ark. (Sheridan HS)
LB (10)					
10	Bumper Pool	6-2	232	*Sr.	Lucas, Texas (Lovejoy HS)
27	Chris Paul Jr.	6-1	230	R-Fr.	Cordele, Ga. (Crisp County HS)
30	Ethan Joseph	6-2	212	Fr.	Alpharetta, Ga. (King's Ridge Christian)
35	Mani Powell	6-3	234	Fr.	Fayetteville, Ark. (Fayetteville HS)
36	Jordan Crook	6-0	232	Fr.	Duncanville, Texas (Duncanville HS)
38	Mason Schueck	6-2	219	Fr.	Little Rock, Ark. (Pulaski Academy)
42	Drew Sanders	6-5	233	Jr.	Denton, Texas (Ryan HS/Alabama)
43	Brooks Both	6-0	231	R-So.	Harrison, Ark. (Harrison HS)
44	Kaden Henley	6-2	225	Fr.	Springdale, Ark. (Shiloh Christian Academy)
45	Jackson Woodard	6-3	231	R-So.	Little Rock, Ark. (LR Christian Academy)
DL (18)					
0	Nico Davillier	6-4	270	Fr.	Maumelle, Ark. (Maumelle HS)
5	Cameron Ball	6-5	303	R-Fr.	Atlanta, Ga. (Tri-Cities HS)
9	Taurean Carter	6-3	294	R-Jr.	Mansfield, Texas (Mansfield Legacy HS)
14	Jordan Domineck	6-3	251	R-Sr.	Lakeland, Fla. (Jenkins HS/Georgia Tech)
23	Dorian Gerald	6-3	256	*R-Sr.	Florence, S.C. (W. Florence HS/Coll. of the Canyons)
33	Isaiah Nichols	6-3	315	R-Sr.	Springdale, Ark. (Springdale HS)
37	Eric Thomas Jr.	6-3	253	Jr.	Pensacola, Fla. (Booker T. Washington HS)
40	Landon Jackson	6-7	274	So.	Texarkana, Texas (Pleasant Grove HS/LSU)
41	Kyle Thompson	6-3	250	Fr.	Aledo, Texas (Aledo HS)
50	Eric Gregory	6-4	303	R-Jr.	Memphis, Tenn. (IMG Academy)
55	JJ Hollingsworth	6-3	246	Fr.	Greenland, Ark. (Greenland HS)
56	Zach Williams	6-4	261	Sr.	Little Rock, Ark. (Joe T. Robinson HS)
58	Jashaud Stewart	6-2	251	Jr.	Jonesboro, Ark. (Jonesboro HS)
90	Marcus Miller	6-5	286	R-Jr.	Warren, Ark. (Warren HS)
91	Randall Dennis Jr.	6-3	300	Fr.	Lawrenceville, Ga. (Archer HS)
94	Jon Hill	6-5	252	R-Fr.	Dumas, Ark. (Dumas HS)
98	Roy Patterson	6-5	253	R-So.	Austin, Texas (Anderson HS)
99	Terry Hampton	6-1	314	*Sr.	El Dorado, Ark. (El Dorado HS/Arkansas State)
Specialists (10)					
39	Jake Bates (K)	5-10	202	*Sr.	Tomball, Texas (Tomball HS/Texas State)
28	Blake Ford (K)	6-1	217	Fr.	Arlington, Texas (Lamar HS)
29	Cam Little (K/P)	6-2	181	So.	Moore, Okla. (Southmoore HS)
30	Reid Bauer (P)	5-11	206	R-Sr.	Magnolia, Texas (Magnolia HS)
31	Max Fletcher (P)	6-5	178	Fr.	Melbourne, Australia (ProKick Australia)
46	Francisco Castro (LS)	6-1	217	R-Fr.	Miami, Fla. (Columbus HS)
48	Eli Stein (LS)	6-3	227	Fr.	Cambridge, Wisc. (Cambridge HS)
52	John Oehrlein (LS)	6-1	235	R-Jr.	Austin, Texas (Westlake HS)
61	Briggs Magee (LS)	6-2	230	Fr.	Georgetown, Texas (Georgetown HS)
94	Patrick Foley (P)	6-3	196	R-Fr.	Omaha, Neb. (Creighton Prep)

GAME 8: AUBURN



AJ GREEN

0

Running Back | 5-11 | 208 | Sophomore
Tulsa, Okla. | Union HS

QUICK HITS

- Totaled 227 yards and one touchdown on 47 rushing attempts, averaging 4.8 yards per carry during freshman campaign.
- Hauled in seven passes for 84 yards and a touchdown, averaging 12.0 yards per catch as a freshman.
- Hauled in seven passes for 84 yards and a touchdown, averaging 12.0 yards per catch as a freshman.
- Made his collegiate debut against Texas on Sept. 11, 2021, rushing for a career-high 67 yards and a touchdown on seven attempts.

CAREER STATS

	GP/GS	RUSHING				TD	LNG	RECEIVING				TD	LNG
		ATT	YDS	AVG/G				REC	YDS	AVG			
2021	12/0	47	227	18.9		1	30	7	84	12.0		1	48
2022	6/0	34	131	21.8		2	14	-	-	-		-	-
TOTAL	18/0	81	3587	19.9		2	30	7	84	12.0		1	48

	GP/GS	RUSHING				TD	LNG	RECEIVING				TD	LNG
		ATT	YDS	AVG				REC	YDS	AVG			
Cincinnati	1/0	3	18	6.0		0	6	0	0	0		0	0
South Carolina	1/0	9	43	4.8		1	14	0	0	0		0	0
Missouri State	1/0	2	2	1.0		0	0	0	0	0		0	0
Texas A&M	1/0	9	36	4.0		0	0	0	0	0		0	0
Alabama	1/0	5	18	4.2		1	13	0	0	0		0	0
at Miss. State	1/0	6	14	2.3		0	5	0	0	0		0	0

at BYU													
at Auburn													
Liberty													
LSU													
Ole Miss													
at Missouri													

SEASON HIGHS

Rushes	9, 2x, last vs. Texas A&M (9/24/22)
Rushing Yards	43 vs. South Carolina (9/10/22)
Rushing Touchdowns	1, 2x, last vs. Alabama (10/1/22)
Long Rush	14 vs. South Carolina (9/10/22)
100-Yard Games	
Receptions	
Receiving Yards	
Receiving Touchdowns	
Long Reception	

CAREER HIGHS

Rushes	9, 2x, last vs. Texas A&M (9/24/22)
Rushing Yards	67 vs. Texas (9/11/21)
Rushing Touchdowns	1, 2x, last vs. South Carolina (9/10/22)
Long Rush	48 vs. Texas (9/11/21)
100-Yard Games	
Receptions	2 (2x) at Alabama (11/20/21)
Receiving Yards	48 vs. Texas A&M (9/25/21)
Receiving Touchdowns	1 vs. Texas A&M (9/25/21)
Long Reception	48 vs. Texas A&M (9/25/21)



KJ JEFFERSON

1

Quarterback | 6-3 | 242 | R-Junior
Sardis, Miss. | North Panola HS

QUICK HITS

- Completed 85.7 percent of his passes against South Carolina, which ranks second in school history (min. 20 pass attempts).
- One of two FBS quarterbacks (Toledo's DeQuan Finn) with a rushing TD in five consecutive games.
- Filed 171 passing yards and 105 rushing yards vs. Texas A&M to become first Arkansas QB since Matt Jones (2004) to pass and run for 100+ yards in a single game.
- Owns the highest single-season completion percentage (67.3%) in school history when attempting at least 250 passes.
- Accounted for six TDs (3 throwing, 3 rushing) at Ole Miss (2021), second-most in program history.
- 1 of 2 returning FBS quarterbacks (Louisville's Malik Cunningham), to lead their teams in both passing and rushing in 2021.
- Totaled three games in 2021 of 300+ passing yards and at least 3 TD passes, first Arkansas QB to do so since Brandon Allen in 2015.
- One of only six SEC signal-callers since 2000 to have thrown for 3+ touchdowns and rushed for 3+ scores in a game as he did against Ole Miss on Oct. 9, 2021, joining Texas A&M QB Johnny Manziel, Mississippi State QB Dak Prescott, Ole Miss QB Chad Kelly, LSU QB Joe Burrow and Ole Miss QB Matt Corral.

CAREER STATS

	GP/GS	PASSING							RUSHING				
		COMP	ATT	PCT	YDS	TD	INT	LNG	ATT	YDS	AVG	TD	LNG
2019	3/1	14	31	45.2	197	0	1	38	30	58	1.9	2	21
2020	5/1	20	41	48.8	295	3	0	68	28	67	2.4	2	19
2021	13/13	198	294	67.3	2676	21	4	91	146	664	51.1	6	49
2022	5/5	80	121	66.1	1096	9	1	73	81	312	62.4	4	26
TOTAL	26/20	312	487	64.1	4264	33	6	91	285	1101	42.3	14	49

GAME-BY-GAME STATS

	GP/GS	PASSING							RUSHING				
		COMP	ATT	PCT	YDS	TD	INT	LNG	ATT	YDS	AVG	TD	LNG
Cincinnati	1/1	18	26	68.2	223	3	0	32	18	62	3.4	1	16
South Carolina	1/1	18	21	85.7	162	1	0	23	19	67	3.5	1	11
Missouri State	1/1	19	31	61.3	385	2	1	73	9	40	4.4	1	14
Texas A&M	1/1	12	19	63.2	171	2	0	56	18	105	5.8	1	26
Alabama	1/1	13	24	54.2	155	1	0	36	17	38	2.2	0	13
at Miss. State	--	--	--	--	--	--	--	--	--	--	--	--	--
at BYU													
at Auburn													
Liberty													
LSU													
Ole Miss													
at Missouri													

SEASON HIGHS

Pass Attempts	31 vs. Missouri State (9/17/22)
Completions	19 vs. Missouri State (9/17/22)
Pass Yards	385 vs. Missouri State (9/17/22)
Pass TDs	3 vs. Cincinnati (9/3/22)
Long Pass	73 vs. Missouri State (9/3/22)
Completion %	85.7% vs. South Carolina (9/10/22)
Rushes	19 vs. South Carolina (9/10/22)
Rush Yards	105 vs. Texas A&M (9/24/22)
Rush TDs	1, 4x, last vs. Texas A&M (9/24/22)
Long Rush	26 vs. Texas A&M (9/24/22)

CAREER HIGHS

Pass Attempts	35 (2x) last vs. Auburn (10/16/21)
Completions	25 at Ole Miss (10/9/21)
Pass Yards	385 vs. Missouri State (9/17/22)
Pass TDs	4 vs. UAPB (10/23/21)
Long Pass	91 vs. Georgia Southern (9/18/21)
Completion %	85.7% vs. South Carolina (9/10/22)
Rushes	20 (2x) vs. Penn State (1/1/22)
Rush Yards	110 vs. Penn State (1/1/22)
Rush TDs	3 at Ole Miss (10/9/21)
Long Rush	49 vs. Missouri (11/26/21)

GAME 8: AUBURN



MYLES SLUSER

2

Defensive Back | 6-0 | 194 | Junior
Broken Arrow, Okla. | Broken Arrow HS

QUICK HITS

- Racked up a season high six stops, with four being solo, against Texas A&M on Sept. 24.
- Played in 11 games with seven starts in 2021.
- Finished tied for second on the team in interceptions with two in 2021.
- Registered a career-high 10 tackles in the 2021 regular season finale against Missouri.
- As a freshman in 2020, tied for the team-lead with two fumble recoveries.
- Rated a four-star prospect by 247Sports, Rivals and ESPN and the No. 5 safety in the country by 247Sports.

CAREER STATS

	GP/GS	UA	A	TOT	TFL-YDS	SCK-YDS	FF	FR-YDS	INT-YDS	QBH	BRUP
2020	6/1	9	6	15	1.0-1	0.0-0	1	2-7	0-0	0	0
2021	11/7	33	17	50	3.0-3	0.5-8	0	0-0	2-11	2	4
2022	3/3	8	2	10	2.0-5	0.0-0	0	0-0	0-0	1	1
TOTAL	20/12	50	25	75	6.0-9	0.5-8	1/2	2-7	2-11	3	5

GAME-BY-GAME STATS

	GP/GS	UA	A	TOT	TFL-YDS	SCK-YDS	FF	FR-YDS	INT-YDS	QBH	BRUP
Cincinnati	1/1	3	0	3	1.0-1	0-0	0	0-0	0-0	0	0
South Carolina	--	--	--	--	--	--	--	--	--	--	--
Missouri State	--	--	--	--	--	--	--	--	--	--	--
Texas A&M	1/1	4	2	6	1.0-4	0-0	0	0-0	0-0	1	1
Alabama	1/1	1	0	1	0.0-0	0-0	0	0-0	0-0	0	0
at Mississippi State	--	--	--	--	--	--	--	--	--	--	--
at BYU											
at Auburn											
Liberty											
LSU											
Ole Miss											
at Missouri											

SEASON HIGHS

Tackles	6 vs. Texas A&M (9/24/22)
Tackles For Loss	1.0, 2x, last vs. Texas A&M (9/24/22)
Sacks	
QB Hurries	1 vs. Texas A&M (9/24/22)
Pass Breakups	1 vs. Texas A&M (9/24/22)
Forced Fumbles	
Fumble Recoveries	
Interceptions	

CAREER HIGHS

Tackles	10 vs. Missouri (11/26/21)
Double Figure Tackle Games	1 vs. Missouri (11/26/21)
Tackles For Loss	1.0, 5x, last vs. Texas A&M (9/24/22)
Sacks	0.5 last vs. UAPB (10/23/21)
QB Hurries	1 (2x) last at Alabama (11/20/21)
Pass Breakups	1, 5x, last vs. Texas A&M (9/24/22)
Forced Fumbles	1 vs. LSU (11/21/20)
Fumble Recoveries	1 (2x) last vs. LSU (11/21/20)
Interceptions	1 (2x) last at LSU (11/13/21)



DWIGHT MCGLOTHERN

3

Defensive Back | 6-2 | 181 | Junior
Houston, Texas | Klein Oak HS

QUICK HITS

- Intercepted two passes in his first two games as a Razorback.
- Recorded a 51-yard interception return against Cincinnati on Sept. 3, registering Arkansas' 14th 50-plus yard interception return since 1997.
- Played in 10 games with six starts as a sophomore at LSU in 2021, tallying 32 tackles, six pass breakups, one forced fumble, one interception and a touchdown.
- Intercepted his first pass and returned it for a 37-yard touchdown against Florida in 2021.
- Ranked No. 19 in the 247Sports Composite Rankings and listed as a Top 300 overall prospect coming out of high school.

CAREER STATS

	GP/GS	UA	A	TOT	TFL-YDS	SCK-YDS	FF	FR-YDS	INT-YDS	QBH	BRUP
2020	6/0	8	1	9	0.0-0	0.0-0	0	0-0	0	0	2
2021	10/6	26	6	32	2.0-0	0.0-0	1	0-0	1-37	0	6
2022	6/6	12	3	15	0.0-0	0/0-0	0	0-0	3-48	0	7
TOTAL	22/12	46	10	56	2.0	0.0-0	1	0-0	4-85	0	15

GAME-BY-GAME STATS

	GP/GS	UA	A	TOT	TFL-YDS	SCK-YDS	FF	FR-YDS	INT-YDS	QBH	BRUP
Cincinnati	1/1	3	1	4	0.0-0	0-0	0	0-0	1-51	0	2
South Carolina	1/1	3	1	4	0.0-0	0-0	0	0-0	1-0	0	1
Missouri State	1/1	1	0	1	0.0-0	0-0	0	0-0	0-0	0	1
Texas A&M	1/1	2	0	2	0.0-0	0-0	0	0-0	0-0	0	0
Alabama	1/1	1	0	1	0.0-0	0-0	0	0-0	1--3	0	2
at Miss. State	1/1	2	1	3	0.0-0	0-0	0	0-0	0-0	0	1
at BYU											
at Auburn											
Liberty											
LSU											
Ole Miss											
at Missouri											

SEASON HIGHS

Tackles	4, 2x, last vs. South Carolina (9/10/22)
Tackles For Loss	
Sacks	
QB Hurries	
Pass Breakups	2, 2x, last vs. Alabama (10/1/22)
Forced Fumbles	
Fumble Recoveries	
Interceptions	1, 3x, last vs. Alabama (10/1/22)

CAREER HIGHS

Tackles	8 vs. Alabama (11/6/21)
Double Figure Tackle Games	
Tackles For Loss	1, 2x, last vs. Auburn (10/2/21)
Sacks	
QB Hurries	
Pass Breakups	3 vs. Florida (10/16/22)
Forced Fumbles	1 vs. Alabama (11/6/21)
Fumble Recoveries	
Interceptions	1, 4x, last vs. Alabama (10/1/22)

GAME 8: AUBURN



MATT LANDERS

3

Wide Receiver | 6-5 | 197 | Senior
St. Petersburg, Fla. | St. Petersburg HS / Toledo

QUICK HITS

- Hauled in a career-high 7 receptions in win over Missouri State. Also set a season high in receiving yards with 123 against the Bears.
- Made 20 receptions for 514 yards and five touchdowns in 12 games played at Toledo in 2021.
- Turned in a team-best 25.7 yards per reception during his junior year.
- Caught 18 passes in last five games of the 2021 season, including nine in the last two.
- Saw action in 25 games across three seasons at Georgia, including 12 in 2019. Registered 10 receptions for 105 yards in 2019.

CAREER STATS

	GP/GS	RECEIVING				LNG	RUSHING				LNG
		REC	YDS	AVG	TD		ATT	YDS	AVG	TD	
2018*	4/0	0	0	0	0	0	0	0	0	0	0
2019*	12/1	10	105	10.5	1	80	1	-6	-6	0	0
2020*	9/0	2	27	13.5	0	23	0	0	0	0	0
2021**	12/0	20	514	25.7	5	90	0	0	0	0	0
2022	6/6	17	261	15.4	0	47	1	6	6.0	0	6
TOTAL	43/7	49	907	18.5	6	90	2	0	0	0	6

* at Georgia, ** at Toledo

GAME-BY-GAME STATS

	GP/GS	RECEIVING				LNG	RUSHING				LNG
		REC	YDS	AVG	TD		ATT	YDS	AVG	TD	
Cincinnati	1/1	3	43	14.3	0	20	0	0	0	0	0
South Carolina	1/1	4	45	11.3	0	16	1	6	6.0	0	6
Missouri State	1/1	7	123	17.6	0	47	0	0	0	0	0
Texas A&M	1/1	1	19	19.0	0	19	0	0	0	0	0
Alabama	1/1	2	31	15.5	0	20	0	0	0	0	0
at Miss. State	1/1	0	0	0	0	0	0	0	0	0	0

at BYU

at Auburn

Liberty

LSU

Ole Miss

at Missouri

SEASON HIGHS

Receptions	7 vs. Missouri State (9/17/22)
Receiving Yards	123 vs. Missouri State (9/17/22)
100-Yard Games	1 vs. Missouri State (9/17/22)
Receiving Touchdowns	
Long Reception	47 vs. Missouri State (9/17/22)
Rushes	1 vs. South Carolina (9/10/22)
Rushing Yards	6 vs. South Carolina (9/10/22)
Rushing Touchdowns	
Long Rush	6 vs. South Carolina (9/10/22)

CAREER HIGHS

Receptions	7 vs. Missouri State (9/17/22)
Receiving Yards	150 vs. Eastern Michigan (11/2/21)* at Toledo
100-Yard Games	3, last vs. Missouri State (9/17/22)
Receiving Touchdowns	2 vs. Eastern Michigan (11/2/21)* at Toledo
Long Reception	90 vs. Middle Tennessee (12/17/22)* at Toledo
Rushes	1, 2x, last vs. South Carolina (9/10/22)
Rushing Yards	6 vs. South Carolina (9/10/22)
Rushing Touchdowns	
Long Rush	6 vs. South Carolina (9/10/22)



RAHEIM SANDERS

5

Running Back | 6-2 | 227 | Sophomore
Rockledge, Fla. | Rockledge HS

QUICK HITS

- Only FBS player with 500+ rushing yards and 100+ receiving yards this year.
- Leads the SEC and ranks fourth nationally in rushing yards (508). He also leads the SEC and ranks fourth nationally in rushing yards per game (127.0).
- Became one of two SEC players since 2000 to have recorded 150+ rushing yards with at least one rushing TD and 70+ receiving yards with at least one receiving TD in a single game, joining Florida's Percy Harvin.
- Recorded his second career 100+ rushing game after finishing with 117 against Cincinnati.
- Named to Freshman All-SEC Team in 2021.
- Finished freshman campaign with 578 rushing yards (5.2 ypr) and five touchdowns on the ground.
- Totaled the most rushing yards by an Arkansas freshman since Devwah Whaley in 2016 (602).
- First Hog frosh to run for 100+ yards at Ole Miss since Chase Hayden in 2017 vs. Florida A&M, and his 139-yard output is the highest of any Razorback this season.
- Part of a Razorback rushing attack that saw four ball carriers gain over 500 yards for the first time since 1975.
- 1 of 2 Arkansas freshmen running backs in 2021 to score both a rushing and receiving touchdown this season (AJ Green - 1 rushing, 1 receiving).
- Goes by the nickname "Rocket."
- Was brought in as an athlete that played wide receiver, running back and linebacker in high school, and settled on running back in college.

CAREER STATS

	GP/GS	RUSHING				LNG	RECEIVING				LNG
		ATT	YDS	AVG/G	TD		REC	YDS	AVG	TD	
2021	13/0	114	578	44.5	5	42	11	109	9.9	1	24
2022	6/6	125	695	115.8	5	47	14	185	13.2	1	73
TOTAL	19/6	239	1273	67.0	10	47	25	294	15.5	2	73

GAME-BY-GAME STATS

	GP/GS	RUSHING				LNG	RECEIVING				LNG
		ATT	YDS	AVG	TD		REC	YDS	AVG	TD	
Cincinnati	1/1	20	117	5.8	0	37	3	12	4.0	0	10
South Carolina	1/1	24	156	6.5	2	47	3	30	10.0	0	17
Missouri State	1/1	22	167	7.6	1	43	2	75	37.5	1	73
Texas A&M	1/1	17	68	4.0	0	0	0	0	0	0	0
Alabama	1/1	22	101	4.6	1	26	2	19	9.5	0	16
at Miss. State	1/1	20	86	4.3	1	12	4	49	12.3	0	23

at BYU

at Auburn

Liberty

LSU

Ole Miss

at Missouri

SEASON HIGHS

Rushes	24 vs. South Carolina (9/10/22)
Rushing Yards	167 vs. Missouri State (9/17/22)
Rushing Touchdowns	2 vs. South Carolina (9/10/22)
Long Rush	47 vs. South Carolina (9/10/22)
100-Yard Games	4x, last vs. Alabama (10/1/22)
Receptions	4 vs. Mississippi State (10/8/22)
Receiving Yards	75 vs. Missouri State (9/17/22)
Receiving Touchdowns	1 vs. Missouri State (9/17/22)
Long Reception	73 vs. Missouri State (9/17/22)

CAREER HIGHS

Rushes	24 vs. South Carolina (9/10/22)
Rushing Yards	167 vs. Missouri State (9/17/22)
Rushing Touchdowns	2, 3x, last vs. South Carolina (9/10/22)
Long Rush	47 vs. South Carolina (9/10/22)
100-Yard Games	5x, last vs. Alabama (10/1/22)
Receptions	4 vs. Mississippi State (10/8/22)
Receiving Yards	75 vs. Missouri State (9/17/22)
Receiving Touchdowns	1, 2x, last vs. Missouri State (9/17/22)
Long Reception	73 vs. Missouri State (9/17/22)

GAME 8: AUBURN



RASHOD DUBINION

6

Running Back | 5-10 | 211 | Freshman
Ellenwood, Ga. | Cedar Grove HS

QUICK HITS

- Filed a career high 28 rushing yards on seven carries at Mississippi State on Oct. 8.
- Recorded his first career collegiate touchdown against South Carolina on Sept. 10.
- Saw action vs. Cincinnati and South Carolina, recording 31 yards on 10 rushing attempts and one touchdown.
- Hauled in a 29-yard pass for his first collegiate reception against the Bearcats on Sept. 3.
- Enrolled early at Arkansas and participated in spring practices.
- Tabbed a four-star prospect by Rivals and a three-star prospect by 247Sports and ESPN.
- Chose Arkansas over Georgia, Baylor, Florida, Auburn, Ole Miss and others.

CAREER STATS

	RUSHING					RECEIVING				
	GP/GS	ATT	YDS	AVG/G	TD	LNG	REC	YDS	AVG	TD
2022	6/0	25	92	15.3	1	14	2	43	21.5	0
TOTAL	6/0	25	92	15.3	1	14	2	43	21.5	0

GAME-BY-GAME STATS

	RUSHING					RECEIVING				
	GP/GS	ATT	YDS	AVG	TD	LNG	REC	YDS	AVG	TD
Cincinnati	1/0	2	16	8.0	0	13	1	29	29.0	0
South Carolina	1/0	8	15	1.9	1	4	0	0	0.0	0
Missouri State	1/0	2	6	3.0	0	0	0	0	0.0	0
Texas A&M	1/0	2	17	8.5	0	14	0	0	0.0	0
Alabama	1/0	4	10	2.5	0	11	1	14	14.0	0
at Miss. State	1/0	7	28	4.0	0	12	0	0	0	0

at BYU										
at Auburn										
Liberty										
LSU										
Ole Miss										
at Missouri										

SEASON HIGHS

Rushes	8 vs. South Carolina (9/10/22)
Rushing Yards	28 vs. Mississippi State (10/8/22)
Rushing Touchdowns	1 vs. South Carolina (9/10/22)
Long Rush	14 vs. Texas A&M (9/24/22)
100-Yard Games	
Receptions	1, 2x, last vs. Alabama (10/1/22)
Receiving Yards	29 vs. South Carolina (9/10/22)
Receiving Touchdowns	
Long Reception	29 vs. South Carolina (9/10/22)

CAREER HIGHS

Rushes	8 vs. South Carolina (9/10/22)
Rushing Yards	28 vs. Mississippi State (10/8/22)
Rushing Touchdowns	1 vs. South Carolina (9/10/22)
Long Rush	14 vs. Texas A&M (9/24/22)
100-Yard Games	
Receptions	1, 2x, last vs. Alabama (10/1/22)
Receiving Yards	29 vs. Cincinnati (9/3/22)
Receiving Touchdowns	
Long Reception	29 vs. Cincinnati (9/3/22)



LATAVIOUS BRINI

7

Defensive Back | 6-2 | 215 | Senior
Miami Gardens, Fla. | Mater Academy
Charter / Georgia

QUICK HITS

- Tied career high in tackles with five at Mississippi State on Oct. 8.
- Played in 13 games, starting in 11 at Georgia in 2021, finishing with 38 total stops and eight pass breakups, tied for second most for the national champions.
- Made a season-high five tackles on three occasions for the Bulldogs in 2021: vs. Auburn, Florida and Tennessee.
- Played in seven of 10 games for Georgia in 2020 with his most productive coming in the final two of the season. Started in the Peach Bowl win over Cincinnati and filed a career-best five tackles, including two for lost yardage, and a pass breakup.
- ESPN three-star prospect and #42 CB in the nation coming out of high school.
- Ranked No. 19 in the 247Sports Composite Rankings and listed as a Top 300 overall prospect coming out of high school.

CAREER STATS

	GP/GS	UA	A	TOT	TFL-YDS	SCK-YDS	FF	FR-YDS	INT-YDS	QBH	BRUP
2017	0/0	0	0	0	0.0-0	0.0-0	0	0-0	0	0	0
2018	5/0	1	0	1	0.0-0	0.0-0	0	0-0	0	0	0
2019	5/0	0	0	0	0.0-0	0.0-0	0	0-0	1	0	1
2020	7/1	9	2	11	3.0	0.0-0	0	0-0	0	0	1
2021	13/11	23	15	38	2.5	0.0-0	0	0-0	0	0	8
2022	6/2	9	15	24	0.0-0	0.0-0	1	0-0	0	0	0
TOTAL	36/14	42	32	74	5.5	0.0-0	1	0-0	1	0	10

GAME-BY-GAME STATS

	GP/GS	UA	A	TOT	TFL-YDS	SCK-YDS	FF	FR-YDS	INT-YDS	QBH	BRUP
Cincinnati	1/0	2	3	5	0.0-0	0-0	0	0-0	0-0	0	0
South Carolina	1/1	3	1	4	0.0-0	0-0	1	0-0	0-0	0	0
Missouri State	1/1	1	4	5	0.0-0	0-0	0	0-0	0-0	0	0
Texas A&M	1/0	1	3	4	0.0-0	0-0	0	0-0	0-0	0	0
Alabama	1/0	0	1	1	0.0-0	0-0	0	0-0	0-0	0	0
at Miss. State	1/0	2	3	5	0.0-0	0-0	0	0-0	0-0	0	0

at BYU											
at Auburn											
Liberty											
LSU											
Ole Miss											
at Missouri											

SEASON HIGHS

Tackles	5, 3x, last vs. Mississippi State (10/8/22)
Tackles For Loss	
Sacks	
QB Hurries	
Pass Breakups	
Forced Fumbles	1 vs. South Carolina (9/10/22)
Fumble Recoveries	
Interceptions	

CAREER HIGHS

Tackles	5, 6x, last vs. Mississippi State (10/8/22)
Double Figure Tackle Games	
Tackles For Loss	2 vs. Cincinnati (2020)
Sacks	
QB Hurries	
Pass Breakups	1, 10x, last vs. Cincinnati (2020)
Forced Fumbles	1 vs. South Carolina (9/10/22)
Fumble Recoveries	
Interceptions	1 vs. Murray State (2019)

GAME 8: AUBURN



TREY KNOX

7

Tight End | 6-5 | 245 | Senior
Murfreesboro, Tenn. | Blackman HS

QUICK HITS

- Hauled in a career high two TD receptions against Cincinnati. Knox entered the game with four career TD receptions (three as a freshman and one as a junior).
- Recorded six games with multiple receptions as a junior.
- Turned in a season high five receptions for 37 yards and a score against Ole Miss in 2021.
- Among SEC freshman in 2019, finished third in the league in receiving yards (385), receiving yards per game (35.0) and receptions per game (2.54).
- Made switch from wide receiver to tight end ahead of 2021 season.
- Loves country music - big Luke Bryan fan.

CAREER STATS

	GP/GS	RECEIVING				RUSHING					
		REC	YDS	AVG	TD	LNG	ATT	YDS	AVG	TD	LNG
2019	11/11	28	385	13.8	3	49	0	0	0.0	0	0
2020	10/6	7	70	10.0	0	12	0	0	0.0	0	0
2021	12/0	20	141	7.1	1	16	0	0	0.0	0	0
2022	6/6	12	154	12.8	2	36	0	0	0.0	0	0
TOTAL	39/23	67	750	11.2	6	49	0	0	0.0	0	0

GAME-BY-GAME STATS

	GP/GS	RECEIVING				RUSHING					
		REC	YDS	AVG	TD	LNG	ATT	YDS	AVG	TD	LNG
Cincinnati	1/1	6	75	12.5	2	32	0	0	0	0	0
South Carolina	1/1	1	5	5.0	0	5	0	0	0	0	0
Missouri State	1/1	3	30	10.0	0	21	0	0	0	0	0
Texas A&M	1/1	1	8	8.0	0	8	0	0	0	0	0
Alabama	1/1	1	36	36.0	0	36	0	0	0	0	0
at Miss. State	1/1	0	0	0	0	0	0	0	0	0	0
at BYU											
at Auburn											
Liberty											
LSU											
Ole Miss											
at Missouri											

SEASON HIGHS

Receptions 6 vs. Cincinnati (9/3/22)
 Receiving Yards 75 vs. Cincinnati (9/3/22)
 Receiving Touchdowns 2 vs. Cincinnati (9/3/22)
 Long Reception 36 vs. Alabama, (10/1/22)

CAREER HIGHS

Receptions 8 vs. San Jose State (9/21/19)
 Receiving Yards 90 vs. Colorado State (9/14/19)
 Receiving Touchdowns 2 vs. Cincinnati (9/3/22)
 Long Reception 36 vs. Alabama (10/1/22)



JAYDEN JOHNSON

8

Defensive Back | 6-2 | 204 | Sophomore
Cedartown, Ga. | Cedartown HS

QUICK HITS

- Tied career high in tackles with six against Texas A&M (9/24/22).
- Tallied a career high 1.5 TFL in win over Missouri State (9/17/22).
- Appeared in 11 games with three starts as a true freshman in 2021.
- Finished with 24 tackles with nine being solo and 15 being assisted stops. Also totaled two TFL as a freshman.
- Rated the No. 26 player in Georgia by 247Sports.

CAREER STATS

	GP/GS	UA	A	TOT	TFL-YDS	SCK-YDS	FF	FR-YDS	INT-YDS	QBH	BRUP
2021	11/3	9	15	24	0.0-0	0.0-0	0	0-0	0	0	0
2022	6/5	11	10	21	2.5-13	1.5-8	1	0-0	0	0	0
TOTAL	17/8	20	25	45	2.5-13	1.5-8	1	0-0	0	0	0

GAME-BY-GAME STATS

	GP/GS	UA	A	TOT	TFL-YDS	SCK-YDS	FF	FR-YDS	INT-YDS	QBH	BRUP
Cincinnati	1/0	1	1	2	0.0-0	0-0	0	0-0	0-0	0	0
South Carolina	1/1	3	0	3	1.0-6	1.0-6	1	0-0	0-0	0	0
Missouri State	1/1	2	3	5	1.5-7	0.5-2	0	0-0	0-0	0	0
Texas A&M	1/1	3	3	6	0.0-0	0-0	0	0-0	0-0	0	0
Alabama	1/1	2	1	3	0.0-0	0-0	0	0-0	0-0	0	0
at Miss. State	1/0	0	2	2	0.0-0	0-0	0	0-0	0-0	0	0
at BYU											
at Auburn											
Liberty											
LSU											
Ole Miss											
at Missouri											

SEASON HIGHS

Tackles 6 vs. Texas A&M (9/24/22)
 Tackles For Loss 1.5 vs. Missouri State (9/17/22)
 Sacks 1.0 vs. South Carolina (9/10/22)
 QB Hurries
 Pass Breakups
 Forced Fumbles 1 vs. South Carolina (9/10/22)
 Fumble Recoveries
 Interceptions

CAREER HIGHS

Tackles 6, 2x, last vs. Texas A&M (9/24/22)
 Double Figure Tackle Games
 Tackles For Loss 1.5 vs. Missouri State (9/17/22)
 Sacks 1.0 vs. South Carolina (9/10/22)
 QB Hurries
 Pass Breakups
 Forced Fumbles 1 vs. South Carolina (9/10/22)
 Fumble Recoveries
 Interceptions

GAME 8: AUBURN



JADON HASELWOOD

9

Wide Receiver | 6-3 | 213 | R-Junior
Atlanta, Ga. | Cedar Grove HS / Oklahoma

QUICK HITS

- Tallied three or more receptions in each of his first six games as a Razorbacks.
- Has at least one reception in 18 consecutive games dating back to the start of the 2021 season.
- Registered first career 100-yard receiving game against Mississippi State on Oct. 8.
- Played in all 12 games of the regular season as a junior at Oklahoma, catching a team-best 39 passes for 399 yards and a team-leading six touchdowns.
- Recorded multiple catches in 10 of 12 games in 2021.
- Pulled in a season-high six receptions on two occasions, including a three-touchdown performance against TCU on Oct. 16, 2021.
- Caught four passes for 47 yards in 2021 season-opener against Tulane.
- Recorded 51 yards on two receptions at Baylor on Nov. 13, 2021
- Played in 13 of 14 games as a freshman at OU, making 19 receptions for 272 yards and a touchdown.
- Five-star recruit by 247Sports, ESPN and Rivals.

CAREER STATS

	RECEIVING					RUSHING				
	GP/GS	REC	YDS	AVG	TD	LNG	ATT	YDS	AVG	TD
2019	13	19	272	14.3	1	49	3	14	4.7	0
2020	3	4	65	16.3	0	33	0	0	0.0	0
2021	12	39	399	10.2	6	50	0	0	0.0	0
2022	6/6	27	364	13.5	2	68	5	6	1.2	0
TOTAL	34/18	89	1100	12.4	9	68	8	20	0.6	0

GAME-BY-GAME STATS

	RECEIVING					RUSHING				
	GP/GS	REC	YDS	AVG	TD	LNG	ATT	YDS	AVG	TD
Cincinnati	1/1	3	42	14.0	1	19	1	-2	-2.0	0
South Carolina	1/1	5	30	6.0	0	9	2	5	2.5	0
Missouri State	1/1	5	86	17.2	1	38	0	0	0.0	0
Texas A&M	1/1	5	56	11.2	0	16	1	-5	-5.0	0
Alabama	1/1	6	37	6.2	0	16	0	0	0.0	0
at Miss. State	1/1	3	113	37.7	0	68	1	8	8.0	0
at BYU										
at Auburn										
Liberty										
LSU										
Ole Miss										
at Missouri										

SEASON HIGHS

Receptions	5, 3x, last vs. Texas A&M (9/24/22)
Receiving Yards	113 vs. Mississippi State (10/8/22)
100-Yard Games	1 vs. Mississippi State (10/8/22)
Receiving Touchdowns	1, 2x, last vs. Missouri State (9/17/22)
Long Reception	68 vs. Mississippi State (10/8/22)
Rushes	2 vs. South Carolina (9/10/22)
Rushing Yards	8 vs. Mississippi State (10/8/22)
Rushing Touchdowns	
Long Rush	8 vs. Mississippi State (10/8/22)

CAREER HIGHS

Receptions	6 (3x), last vs. TCU (10/16/21)
Receiving Yards	113 vs. Mississippi State (10/8/22)
100-Yard Games	1 vs. Mississippi State (10/8/22)
Receiving Touchdowns	3 vs. TCU (10/16/21)
Long Reception	68 vs. Mississippi State (10/8/22)
Rushes	2 vs. South Carolina (9/10/22)
Rushing Yards	8, 2x, last vs. Mississippi State (10/8/22)
Rushing Touchdowns	
Long Rush	8, 2x, last vs. Mississippi State (10/8/22)



BUMPER POOL

10

Linebacker | 6-2 | 232 | R-Senior
Lucas, Texas | Lovejoy HS

QUICK HITS

- Became Arkansas' all-time leader in tackles (409) against Mississippi State on Oct. 8, surpassing Tony Bua's 408 career tackles, which had been the program standard since 2003.
- Logged his 20th career double-digit tackle game after finishing with 14 at Mississippi State..
- Led the Hogs in total tackles with 125 (45 solo), his second straight season with 100+ total tackles.
- Named All-SEC by the coaches in both 2020 and 2021.
- Racked up 7.5 tackles for loss, tied for second most on the squad in 2021.
- Finished 10th in the nation in total tackles (125) and tallied 9.6 tackles per game, ranking second in the SEC and 15 nationally in 2021.
- Posted the most tackles in the SEC over the last two years (2020-21) and last three seasons (2019-21) with 335.
- Had totaled the second-most tackles among all FBS defenders since 2019, second to only Troy LB Carlton Martial (367).
- Posted a team-leading seven games with double-digit stops in 2021, which ranked third-most nationally.
- Father, sister, grandfather, two aunts and two cousins are all graduates of Arkansas.
- Sister, Maddie, is Arkansas' Assistant Director of On-Campus Recruiting.

CAREER STATS

	GP/GS	UA	A	TOT	TFL-YDS	SCK-YDS	FF	FR-YDS	INT-YDS	QBH	BRUP
2018	10/4	14	15	29	2.5-4	0.0-0	0	1-60	0-0	1	4
2019	12/12	38	56	94	6.5-12	0.5-3	0	0-0	0-0	1	5
2020	9/9	40	61	101	6.5-11	0.5-3	0	0-0	0-0	1	5
2021	13/1	45	80	125	7.5-13	0.0-0	0	0-0	0-0	2	2
2022	6/6	23	37	60	3.5-19	1.0-15	0	0-0	0-0	5	3
TOTAL	50/32	160	249	409	26-59	2.0-21	0	1-60	0-0	10	19

GAME-BY-GAME STATS

	GP/GS	UA	A	TOT	TFL-YDS	SCK-YDS	FF	FR-YDS	INT-YDS	QBH	BRUP
Cincinnati	1/1	4	9	13	1-2	0.0-0	0	0-0	0-0	0	0
South Carolina	1/1	3	4	7	1-15	1.0-15	0	0-0	0-0	1	1
Missouri State	1/1	2	7	9	0.0-0	0.0-0	0	0-0	0-0	2	1
Texas A&M	1/1	5	2	7	0.0-0	0.0-0	0	0-0	0-0	1	1
Alabama	1/1	6	4	10	1.5-2	0.0-0	0	0-0	0-0	1	0
at Miss. State	1/1	3	11	14	0.0-0	0.0-0	0	0-0	0-0	0	0
at BYU											
at Auburn											
Liberty											
LSU											
Ole Miss											
at Missouri											

SEASON HIGHS

Tackles	14 vs. Mississippi State (10/8/22)
Tackles For Loss	1.5 vs. Alabama (10/1/22)
Double-Digit Tackle Games	3, last vs. Mississippi State (10/8/22)
Sacks	1.0 vs. South Carolina (9/10/22)
Interceptions	
Interception Return Yards	
QB Hurries	2 vs. Missouri State (9/17/22)
Pass Breakups	1, 3x, last vs. Texas A&M (9/24/22)
Forced Fumbles	
Fumble Recoveries	

CAREER HIGHS

Tackles	20 at Mississippi State (10/3/20)
Tackles For Loss	3.0 at Texas A&M (10/31/20)
Double-Digit Tackle Games	20x, last vs. Mississippi State (10/8/22)
Sacks	1.0 vs. South Carolina (9/10/22)
QB Hurries	2 vs. Missouri State (9/17/22)
Interceptions	
Interception Return Yards	
Pass Breakups	2 at Mississippi State (10/3/20)
Forced Fumbles	1 at Colorado State (9/8/18)
Fumble Recoveries	1 vs. Eastern Illinois (9/1/18)

GAME 8: AUBURN



JORDAN DOMINECK

14

Defensive Line | 6-3 | 251 | R-Sr.
Lakeland, Fla. | Jenkins HS / Georgia Tech

QUICK HITS

- Played in 12 games with eight starts at Georgia Tech in 2021, finishing with 36 tackles, 5.5 tackles for loss, 3.5 sacks, four quarterback hurries, three forced fumbles with a 70-yard fumble return.
- Father, James, played football at Bethel College (1987) before transferring to Florida for two seasons (1988-89).

CAREER STATS

	GP/GS	UA	A	TOT	TFL-YDS	SCK-YDS	FF	FR-YDS	INT-YDS	QBH	BRUP
2018	3/0	4	1	5	0.0-0	0.0-0	0	0-0	0-0	0	0
2019	7/3	12	13	25	3.5	1.5	0	0-0	0-0	0	0
2020	9/4	20	15	35	8.5	4.0	3	0	0	0	1
2021	12/8	18	20	38	5.5	3.5	3	0	0	0	1
2022	6/0	10	10	20	4.5-35	4.5-35	1	1-0	0	0	0
TOTAL	37/15	64	59	123	22	13.5	7	1-0	0	0	2

GAME-BY-GAME STATS

	GP/GS	UA	A	TOT	TFL-YDS	SCK-YDS	FF	FR-YDS	INT-YDS	QBH	BRUP
Cincinnati	1/0	1	1	2	1.0-10	1.0-10	1	1-0	0-0	0	0
South Carolina	1/0	1	0	1	1.0-10	1.0-10	0	0-0	0-0	0	0
Missouri State	1/0	4	3	7	2.5-15	2.5-15	0	0-0	0-0	0	0
Texas A&M	1/0	2	1	3	0.0-0	0	0	0-0	0-0	0	0
Alabama	1/0	1	1	2	0.0-0	0	0	0-0	0-0	0	0
at Miss. State	1/0	1	4	5	0.0-0	0	0	0-0	0-0	0	0
at BYU											
at Auburn											
Liberty											
LSU											
Ole Miss											
at Missouri											

SEASON HIGHS

Tackles.....	7 vs. Missouri State (9/17/22)
Tackles For Loss.....	2.5 vs. Missouri State (9/17/22)
Sacks.....	2.5 vs. Missouri State (9/17/22)
Interceptions.....	
Interception Return Yards.....	
QB Hurries.....	
Pass Breakups.....	
Forced Fumbles.....	1 vs. Cincinnati (9/3/22)
Fumble Recoveries.....	1 vs. Cincinnati (9/3/22)

CAREER HIGHS

Tackles.....	10 vs. NC State (11/21/19)
Tackles For Loss.....	3 vs. Kennesaw State (9/11/21)
Sacks.....	2.5 vs. Missouri State (9/17/22)
Interceptions.....	
Interception Return Yards.....	
QB Hurries.....	
Pass Breakups.....	
Forced Fumbles.....	1 vs. Cincinnati (9/3/22)
Fumble Recoveries.....	1 vs. Cincinnati (9/3/22)



SIMEON BLAIR

15

Defensive Back | 5-10 | 208 | R-Senior
Pine Bluff, Ark. | Pine Bluff HS

QUICK HITS

- Tallied a career high 10 tackles in win over Missouri State on Sept. 17. Finished 2021 with 38 tackles, one tackle for loss, onw sack and four pass breakups.
- Recorded at least tackle in every game as a redshirt junior.
- Filed 10 games with multiple tackles in 2021.
- Recorded a season-high five tackles against Ole Miss (10/9/21).
- Tied season high in tackles with five in road win at LSU (11/13/21).
- Registered a career high six stops twice against Mississippi State and Texas A&M in 2020.

CAREER STATS

	GP/GS	UA	A	TOT	TFL-YDS	SCK-YDS	FF	FR-YDS	INT-YDS	QBH	BRUP
2019	11/0	1	0	1	0.0-0	0.0-0	0	0-0	0-0	0	0
2020	9/2	10	13	23	0.0-0	0.0-0	0	0-0	0-0	0	2
2021	13/7	23	15	38	1.0-4	1.0-4	0	0-0	0-0	0	4
2022	6/6	21	18	39	1.0-1	0.0-0	0	0-0	0-0	0	2
TOTAL	39/15	55	46	101	2.0-5	1.0-4	0	0-0	0-0	0	8

GAME-BY-GAME STATS

	GP/GS	UA	A	TOT	TFL-YDS	SCK-YDS	FF	FR-YDS	INT-YDS	QBH	BRUP
Cincinnati	1/1	3	4	7	1.0-1	0.0-0	0	0-0	0-0	0	0
South Carolina	1/1	2	3	5	0.0-0	0.0-0	0	0-0	0-0	0	0
Missouri State	1/1	9	1	10	0.0-0	0.0-0	0	0-0	0-0	0	1
Texas A&M	1/1	1	2	3	0.0-0	0.0-0	0	0-0	0-0	0	0
Alabama	1/1	3	6	9	0.0-0	0.0-0	0	0-0	0-0	0	0
at Miss. State	1/1	3	2	5	0.0-0	0.0-0	0	0-0	0-0	0	1
at BYU											
at Auburn											
Liberty											
LSU											
Ole Miss											
at Missouri											

SEASON HIGHS

Tackles.....	10 vs. Missouri State (9/17/22)
Tackles For Loss.....	1.0 vs. Cincinnati (9/3/22)
Double-Digit Tackle Games.....	1 vs. Missouri State (9/17/22)
Sacks.....	
QB Hurries.....	
Pass Breakups.....	1, 2x, last vs. Mississippi State (10/8/22)
Forced Fumbles.....	
Fumble Recoveries.....	
Interceptions.....	

CAREER HIGHS

Tackles.....	10 vs. Missouri State (9/17/22)
Double Figure Tackle Games.....	1 vs. Missouri State (9/17/22)
Tackles For Loss.....	1.0, 2x, last vs. Cincinnati (9/3/22)
Sacks.....	1.0 vs. Alabama (11/20/21)
QB Hurries.....	
Pass Breakups.....	1 (8x) last vs. Mississippi State (10/8/22)
Forced Fumbles.....	
Fumble Recoveries.....	
Interceptions.....	

GAME 8: AUBURN



HUDSON CLARK

17

Defensive Back | 6-2 | 182 | R-Junior
Dallas, Texas | Highland Park HS

QUICK HITS

- Turned in a career high 3 pass breakups vs. Mississippi State on Oct. 8. Also finished with a season high eight tackles against the Bulldogs.
- Played in 12 games with four starts in 2021, finishing with 22 tackles, one tackle for loss and one pass breakup.
- Played in 12 games with four starts in 2021, finishing with 22 tackles, one tackle for loss and one pass breakup.
- Recorded nine games with at least one tackle as a redshirt sophomore.
- Played in 12 games with four starts in 2021, finishing with 22 tackles, one tackle for loss and one pass breakup.
- Set a new career high in tackles with 10 against Missouri (12/5/20).
- Played in eight games and made seven starts at cornerback as a walk-on in 2020.
- Was the team's fifth-leading tackler as a freshman with 47 stops (32 solo).
- Turned in a career performance against Ole Miss (10/17/20), registering five tackles and three interceptions in the win. He tied the school record for second-most picks in a single-game and tied for third in the SEC record book. First freshman in Arkansas history to intercept three passes in the same game and first SEC freshman since Mississippi State's Darren Williams did in 2003 against Troy.

CAREER STATS

	GP/GS	UA	A	TOT	TFL-YDS	SCK-YDS	FF	FR-YDS	INT-YDS	QBH	BRUP
2020	8/7	32	15	47	1.0-1	0.0-0	0	0-0	3-18	0	6
2021	12/4	9	13	22	1.0-4	0.0-0	0	0-0	0-0	0	1
2022	6/3	8	9	17	1.0-3	0.0-0	1	1-5	0-0	0	7
Total	26/14	49	37	86	3.0-8	0.0-0	1	1-5	3-18	0	14

GAME-BY-GAME STATS

	GP/GS	UA	A	TOT	TFL-YDS	SCK-YDS	FF	FR-YDS	INT-YDS	QBH	BRUP
Cincinnati	1/1	2	1	3	0.0-0	0.0-0	1	0-0	0-0	0	1
South Carolina	1/1	2	1	3	0.0-0	0.0-0	0	1-5	0-0	0	1
Missouri State	1/0	0	0	0	0.0-0	0.0-0	0	0-0	0-0	0	1
Texas A&M	1/0	1	0	1	0.0-0	0.0-0	0	0-0	0-0	0	1
Alabama	1/0	1	1	2	1.0-3	0.0-0	0	0-0	0-0	0	0
at Miss. State	1/1	2	6	8	0.0-0	0.0-0	0	0-0	0-0	0	3
at BYU											
at Auburn											
Liberty											
LSU											
Ole Miss											
at Missouri											

SEASON HIGHS

Tackles8 vs. Mississippi State (10/8/22)
Tackles For Loss1.0 vs. Alabama (10/1/22)
Sacks
QB Hurries
Pass Breakups3 vs. Mississippi State (10/8/22)
Forced Fumbles1 vs. Cincinnati (9/3/22)
Fumble Recoveries1 vs. South Carolina (9/10/22)
Interceptions

CAREER HIGHS

Tackles10 vs. Missouri (12/5/20)
Double Figure Tackle Games1 vs. Missouri (12/5/20)
Tackles For Loss1.0 (3x) last vs. Alabama (10/1/22)
Sacks
QB Hurries1, 2x, last vs. South Carolina (9/10/22)
Pass Breakups3 vs. Mississippi State (10/8/22)
Forced Fumbles1 vs. Cincinnati (9/3/22)
Fumble Recoveries1 vs. South Carolina (9/10/22)
Interceptions3 vs. Ole Miss (10/17/22)



ISAIAH NICHOLS

33

Defensive Line | 6-3 | 315 | R-Senior
Springdale, Ark. | Springdale HS

QUICK HITS

- Appeared in 13 games with four starts in 2021, finishing with 21 tackles (five solo), 3.5 tackles for loss, 1.5 sacks and one forced fumble.
- Coming off a season-best performance against Penn State in the Outback Bowl with four stops.
- Tallied a career-high six stops in 2020 season finale against Alabama (12/12/20).

CAREER STATS

	GP/GS	UA	A	TOT	TFL-YDS	SCK-YDS	FF	FR-YDS	INT-YDS	QBH	BRUP
2018	3/0	1	0	1	0.0-0	0.0-0	0	0-0	0-0	0	0
2019	12/0	7	10	17	1.0-3	0.5-1	0	0-0	0-0	0	0
2020	9/7	6	18	24	0.5-1	0.5-1	0	0-0	0-0	0	1
2021	13/4	5	17	22	3.5-12	1.5-10	1/0	0-0	0-0	0	0
2022	6/6	5	3	8	0.0-0	0.0-0	0	0-0	0-0	0	1
TOTAL	43/17	24	48	72	5.0-16	2.5-12	1/0	0-0	0-0	0	2

GAME-BY-GAME STATS

	GP/GS	UA	A	TOT	TFL-YDS	SCK-YDS	FF	FR-YDS	INT-YDS	QBH	BRUP
Cincinnati	1/1	0	0	0	0-0	0.0-0	0	0-0	0-0	0	0
South Carolina	1/1	3	0	3	0-0	0.0-0	0	0-0	0-0	0	0
Missouri State	1/1	1	1	2	0-0	0.0-0	0	0-0	0-0	0	0
Texas A&M	1/1	0	2	2	0-0	0.0-0	0	0-0	0-0	0	0
Alabama	1/1	0	0	0	0-0	0.0-0	0	0-0	0-0	0	0
at Miss. State	1/1	1	0	1	0-0	0.0-0	0	0-0	0-0	0	1
at BYU											
at Auburn											
Liberty											
LSU											
Ole Miss											
at Missouri											

SEASON HIGHS

Tackles3 vs. South Carolina (9/10/22)
Tackles For Loss
Sacks
QB Hurries
Pass Breakups1 vs. Mississippi State (10/8/22)
Forced Fumbles
Fumble Recoveries
Interceptions

CAREER HIGHS

Tackles6 vs. Alabama (12/12/20)
Double Figure Tackle Games
Tackles For Loss0.5 (6x) last vs. Mississippi State (11/6/21)
Sacks1.0 vs. Alabama (11/20/21)
QB Hurries
Pass Breakups1, 2x, last vs. Mississippi State (10/8/22)
Forced Fumbles1 vs. Rice (9/4/21)
Fumble Recoveries
Interceptions

GAME 8: AUBURN



DREW SANDERS

42

Linebacker | 6-5 | 233 | Junior
Denton, Texas | Ryan HS / Alabama

QUICK HITS

- Tied for first the nation in sacks (6.5) and tied for second in sacks per game (1.08).
- Carded a career high 16 tackles against Mississippi State on Oct. 8.
- Named Walter Camp Defensive Player of the Week following his performance vs. South Carolina, totaling career highs in tackles (11), TFL (3.0-12), sacks (2.0) and forced fumbles (2).
- His 3.0 TFL vs. South Carolina were the most in a game by a Hog defender since B. Pool finished with 3.0 against Texas A&M in 2020.
- Played in 12 games with three starts at Alabama in 2021, totaling 24 tackles, including 2.5 for loss and one sack, to go along with four quarterback hurries and a pair of bass breakups.
- Tallied a career high six tackles at Miami (9/4/21).
- Recorded two stops, including half a tackle for loss, against Georgia (12/4/21) in the SEC Championship.
- Tabbed a composite five-star recruit by 247Sports.
- Rated as the No. 1 player in Texas by 247, the top-ranked athlete nationally and the No. 13 player nationally in the final Top 247.

CAREER STATS

	GP/GS	UA	A	TOT	TFL-YDS	SCK-YDS	FF	FR-YDS	INT-YDS	QBH	BRUP
2020*	12/0	4	5	9	0.0-0	0-0	0	0-0	0-0	0	0
2021*	12/3	12	12	24	2.5	1-7	0	0-0	0-0	4	2
2022	6/6	25	34	59	8.0-41	6.5-41	2	0-0	0-0	4	3
TOTAL	32/9	41	51	92	10.0-41	7.5-48	2	0-0	0-0	8	5

*at Alabama

GAME-BY-GAME STATS

	GP/GS	UA	A	TOT	TFL-YDS	SCK-YDS	FF	FR-YDS	INT-YDS	QBH	BRUP
Cincinnati	1/1	3	2	5	1.0-6	1.0-6	0	0-0	0-0	0	0
South Carolina	1/1	8	3	11	3.0-14	2.0-12	2	0-0	0-0	1	1
Missouri State	1/1	5	7	12	2.5-13	2.5-13	0	0-0	0-0	0	1
Texas A&M	1/1	0	4	4	0.5-4	0.5-4	0	0-0	0-0	1	0
Alabama	1/1	6	6	12	1.0-4	1.0-4	0	0-0	0-0	1	0
at Miss. State	1/1	13	3	16	0.0-0	0.0-0	0	0-0	0-0	1	1

at BYU											
at Auburn											
Liberty											
LSU											
Ole Miss											
at Missouri											

SEASON HIGHS

Tackles	16 vs. Mississippi State (10/8/22)
Tackles For Loss	3.0 vs. South Carolina (9/10/22)
Double-Digit Tackle Games	4, last vs. Mississippi State (10/8/22)
Sacks	2.5 vs. Missouri State (9/17/22)
Interceptions	
Interception Return Yards	
QB Hurries	1, 4x, last vs. Mississippi State (10/8/22)
Pass Breakups	1, 3x, last vs. Mississippi State (10/8/22)
Forced Fumbles	2 vs. South Carolina (9/10/22)
Fumble Recoveries	

CAREER HIGHS

Tackles	16 vs. Mississippi State (10/8/22)
Tackles For Loss	3.0 vs. South Carolina (9/10/22)
Double-Digit Tackle Games	4, last vs. Mississippi State (10/8/22)
Sacks	2.5 vs. Missouri State (9/17/22)
QB Hurries	2 vs. Ole Miss (10/2/21)
Interceptions	
Interception Return Yards	
Pass Breakups	2 vs. Mercer (9/11/21)
Forced Fumbles	2 vs. South Carolina (9/10/22)
Fumble Recoveries	



ZACH WILLIAMS

56

Defensive Line | 6-4 | 261 | Senior
Little Rock, Ark. | Joe T. Robinson HS

QUICK HITS

- Made a season high five tackles, including 1.5 tackles for loss, in win over UAPB (10/23/21).
- Totaled 17 of his 22 tackles in 2020 over the season's first three weeks.
- Four-star prospect rated the No. 15 weakside defensive end in the country by 247Sports.
- Son of former Arkansas linebacker Rickey Williams (1984-87).

CAREER STATS

	GP/GS	UA	A	TOT	TFL-YDS	SCK-YDS	FF	FR-YDS	INT-YDS	QBH	BRUP
2019	9/0	6	6	12	0.0-0	0.0-0	0	0-0	0-0	0	0
2020	9/4	9	13	22	1.5-9	1.0-8	0	0-0	0-0	1	0
2021	13/0	7	16	23	5.5-18	2.5-13	1	0-0	0-0	1	0
2022	6/6	4	12	16	4.0-27	3.0-25	0	0-0	0-0	4	0
TOTAL	37/10	26	47	73	11.0-54	6.5-46	1	0-0	0-0	6	0

GAME-BY-GAME STATS

	GP/GS	UA	A	TOT	TFL-YDS	SCK-YDS	FF	FR-YDS	INT-YDS	QBH	BRUP
Cincinnati	1/1	1	1	2	1.5-8	0.5-6	0	0-0	0-0	0	0
South Carolina	1/1	0	1	1	0.0-0	0.0-0	0	0-0	0-0	1	0
Missouri State	1/1	2	3	5	2.0-15	2.0-15	0	0-0	0-0	1	0
Texas A&M	1/1	0	1	1	0.5-4	0.5-4	0	0-0	0-0	1	0
Alabama	1/1	1	3	4	0.0-0	0.0-0	0	0-0	0-0	1	0
at Miss. State	1/1	0	3	3	0.0-0	0.0-0	0	0-0	0-0	0	0

at BYU											
at Auburn											
Liberty											
LSU											
Ole Miss											
at Missouri											

SEASON HIGHS

Tackles	5 vs. Missouri State (9/17/22)
Tackles For Loss	2.0 vs. Missouri State (9/17/22)
Sacks	2.0 vs. Missouri State (9/17/22)
Interceptions	
Interception Return Yards	
QB Hurries	1, 4x, last vs. Alabama (10/1/22)
Pass Breakups	
Forced Fumbles	

CAREER HIGHS

Tackles	6 vs. Alabama (12/12/20)
Tackles For Loss	2.0 vs. Missouri State (9/17/22)
Sacks	2.0 vs. Missouri State (9/17/22)
Interceptions	
Interception Return Yards	
QB Hurries	1, 6x, last vs. Alabama (10/1/22)
Pass Breakups	
Forced Fumbles	1 vs. Texas (9/11/21)

GAME 8: AUBURN

GAME 1 ||| CINCINNATI

#23/22 Cincinnati (0-1) 24
 #19/23 Arkansas (1-0) 31

September 3, 2022 | Fayetteville, Ark.
 Donald W. Reynolds Razorback Stadium | Time: 2:30 p.m. | Attendance: 74,751
 TV: ESPN > Dave Flemming (PBP), Rod Gilmore (Analyst) & Tiffany Blackmon (Sideline)

SCORING SUMMARY

	1st	2nd	3rd	4th	Final
Cincinnati	0	0	17	7	24
Arkansas	7	7	10	7	31

QTR. TEAM SCORING PLAY

1st	ARK	Jefferson 15-yd rush (Little kick), 3-29 0:55
2nd	ARK	Knox 5-yd pass from Jefferson (Little kick) 7-70 0:57
3rd	CIN	Kiner 5-yd rush (Coe kick), 12-75 4:01
	ARK	Haselwood 19-yd pass from Jefferson (Little kick), 8-75 2:59
	CIN	Mardner 35-yd pass from Bryant (Coe kick), 3-71 1:02
	CIN	Coe 26-yd FG, 4-(-5) 1:54
	ARK	Little 32-yd FG, 11-61 3:16
4th	ARK	Knox 32-yd pass from Jefferson (Little kick), 2:49 0:26
	CIN	Taylor 15-yd pass from Bryant (Coe kick), 9-75 3:37

TEAM STATISTICS

	CINCINNATI	ARKANSAS
FIRST DOWNS	24	23
RUSHES-YARDS (NET)	113	224
PASSING YDS (NET)	325	223
Passes Att-Comp-Int	26-43-1	18-26-0
TOTAL OFFENSE PLAYS-YARDS	74-438	71-447
Fumble Returns-Yards	0-0	1-2
Punt Returns-Yards	2-37	1-3
Kickoff Returns-Yards	1-29	1-16
Interception Returns-Yards	0-0	1-51
Punts (Number-Avg)	4-46.2	6-38.5
Fumbles-Lost	2-1	3-1
Penalties-Yards	10-65	7-63
Possession Time	31:24	28:36
Third-Down Conversions	8-16	8-16
Fourth-Down Conversions	1-1	0-0
Red-Zone Scores-Chances	3-4	4-4
Sacks By: Number-Yards	2-19	3-28



TE TREY KNOX caught a team-best six passes for 75 yards to go along with a career-high two touchdowns in the season-opening win over No. 23 Cincinnati.

CINCINNATI

RUSHING	Att.	Gain	Lost	Net	TD	Long	Avg.
Corey Kiner	12	60	1	59	1	12	4.9
Charles McClelland	5	46	2	44	0	35	8.8
Evan Prater	1	8	0	8	0	8	8.0
Tre Tucker	1	8	0	8	0	8	8.0
Ryan Montgomery	4	9	2	7	0	5	1.8
Myles Montgomery	3	4	0	4	0	2	1.3
Ben Bryant	5	11	28	-17	0	6	-3.4
Totals:	31	146	33	113	1	35	3.6

PASSING	Comp.	Att.	Int	Yds	TDs	Long	Sack
Ben Bryant	26	43	1	325	2	35	3

RECEIVING	No.	Yds	YAC	TD	Long
Tyler Scott	5	77	18	0	30
Josh Whyte	5	38	18	0	17
Tre Tucker	4	66	45	0	25
Charles McClelland	4	42	25	0	30
Leonard Taylor	3	20	1	1	15
Will Pauling	3	19	11	0	12
Nick Mardner	1	35	0	1	35
Jadon Thompson	1	28	19	0	28
Totals:	26	325	137	2	35

PUNTING	No.	Yds	Avg.	Long	I20	TB
Mason Fletcher	4	185	46.2	54	2	0

FIELD GOALS	Made	Att.	Long	Kicks
Ryan Coe	1	3	26	25x,48x,26

ARKANSAS

RUSHING	Att.	Gain	Lost	Net	TD	Long	Avg.
Raheim Sanders	20	122	5	117	0	37	5.8
KJ Jefferson	18	87	25	62	1	16	3.4
AJ Green	3	18	0	18	0	6	6.0
Rashod Dubinion	2	16	0	16	0	13	8.0
Malik Hornsby	1	13	0	13	0	13	13.0
Jadon Haselwood	1	0	2	-2	0	0	-2.0
Totals:	45	256	32	224	1	37	5.0

PASSING	Comp.	Att.	Int	Yds	TDs	Long	Sack
KJ Jefferson	18	26	0	223	3	32	2

RECEIVING	No.	Yds	YAC	TD	Long
Trey Knox	6	75	46	2	32
Matt Landers	3	43	19	0	20
Jadon Haselwood	3	42	26	1	19
Raheim Sanders	3	12	18	0	10
Warren Thompson	2	22	7	0	12
Rashod Dubinion	1	29	33	0	29
Totals:	18	223	149	3	32

PUNTING	No.	Yds	Avg.	Long	I20	TB
Max Fletcher	6	231	38.5	50	1	1

FIELD GOALS	Made	Att.	Long	Kicks
Cam Little	1	1	32	32

GAME 2 ||| SOUTH CAROLINA

South Carolina (1-1, 0-1)..... 30
 #16/17 Arkansas (2-0, 1-0)..... 44

September 10, 2022 | Fayetteville, Ark.
 Donald W. Reynolds Razorback Stadium | Time: 11 a.m. | Attendance: 72,437
 TV: ESPN > Bob Wischusen (PBP), Dan Orlovsky (Analyst) & Kris Budden (Sideline)

SCORING SUMMARY

	1st	2nd	3rd	4th	Final
South Carolina	3	6	7	14	30
Arkansas	7	14	0	23	44

QTR. TEAM SCORING PLAY

1st	ARK	Sanders 1-yd rush (Little kick), 13-63 5:38
	SC	Jeter 28-yd FG, 6-65 3:10
2nd	ARK	Sanders 11-yd rush (Little kick), 12-75 4:04
	ARK	Dubinion 1-yd rush (Little kick), 12-61 4:53
	SC	Lloyd 7-yd rush (Jeter kick missed), 11-70 5:12
3rd	SC	Wells 62-yd pass from Rattler (Jeter kick), 8-88 2:55
4th	ARK	Jefferson 2-yd pass from Jefferson (Little kick), 5-41 1:57
	SC	McDowell 1-yd rush (Brown pass from Rattler), 3-76 1:14
	ARK	Green 1-yd rush (Little kick), 2-9 0:18
	SC	Bell 1-yd rush (Brooks pass from Rattler failed), 10-75 2:39
	ARK	Safety

TEAM STATISTICS

	SOUTH CAROLINA	ARKANSAS
FIRST DOWNS.....	22	28
RUSHES-YARDS (NET).....	40	295
PASSING YDS (NET).....	376	162
Passes Att-Comp-Int.....	24-39-1	18-21-0
TOTAL OFFENSE PLAYS-YARDS.....	68-416	86-457
Fumble Returns-Yards.....	0-0	1-(-5)
Punt Returns-Yards.....	0-0	1-13
Kickoff Returns-Yards.....	2-55	1-34
Interception Returns-Yards.....	0-0	1-0
Punts (Number-Avg).....	3-34.7	3-35.7
Fumbles-Lost.....	5-2	0-0
Penalties-Yards.....	5-41	10-122
Possession Time.....	25:22	34:38
Third-Down Conversions.....	3-10	9-16
Fourth-Down Conversions.....	1-2	2-3
Red-Zone Scores-Chances.....	4-5	5-6
Sacks By: Number-Yards.....	2-12	6-51



LB DREW SANDERS was all over the field in the win over South Carolina, making a career-high 11 tackles with two forced fumbles and 3.0 tackles for loss, including 2.0 sacks.

SOUTH CAROLINA

RUSHING	Att.	Gain	Lost	Net	TD	Long	Avg.
Juju McDowell	6	35	0	35	1	14	5.8
MarShawn Lloyd	7	23	0	23	1	7	3.3
Jaheim Bell	4	7	2	5	1	6	1.2
Spencer Rattler	12	28	51	-23	0	8	-1.9
Totals:	29	93	53	40	3	14	1.4

PASSING	Comp.	Att.	Int	Yds	TDs	Long	Sack
Spencer Rattler	24	39	1	376	1	64	6

RECEIVING	No.	Yds	YAC	TD	Long
Antwane Wells Jr.	8	189	103	1	64
MarShawn Lloyd	6	72	73	0	43
Austin Stogner	5	68	27	0	38
Jalen Brooks	2	29	22	0	18
Juju McDowell	2	0	0	0	5
Ahmarean Brown	1	18	0	0	18
Totals:	24	376	225	1	64

PUNTING	No.	Yds	Avg.	Long	I20	TB
Kai Kroeger	3	104	34.7	44	0	0

FIELD GOALS	Made	Att.	Long	Kicks
Mitch Jeter	1	1	28	28

ARKANSAS

RUSHING	Att.	Gain	Lost	Net	TD	Long	Avg.
Raheim Sanders	24	160	4	156	2	47	6.5
KJ Jefferson	19	79	12	67	1	11	3.5
AJ Green	9	43	0	43	1	14	4.8
Rashod Dubinion	8	15	0	15	1	4	1.9
Malik Hornsby	1	8	0	8	0	8	8.0
Matt Landers	1	6	0	6	0	6	6.0
Jadon Haselwood	2	5	0	5	0	3	2.5
TEAM	1	0	5	-5	0	0	-5.0
Totals:	65	316	21	295	5	47	4.5

PASSING	Comp.	Att.	Int	Yds	TDs	Long	Sack
KJ Jefferson	18	21	0	162	1	23	2

RECEIVING	No.	Yds	YAC	TD	Long
Jadon Haselwood	5	30	25	0	9
Matt Landers	4	45	5	0	16
Warren Thompson	3	36	4	1	23
Raheim Sanders	3	30	40	0	17
Malik Hornsby	1	9	13	0	9
Ketron Jackson Jr.	1	7	1	0	7
Trey Knox	1	5	7	0	5
Totals:	18	162	95	1	23

PUNTING	No.	Yds	Avg.	Long	I20	TB
Max Fletcher	3	107	35.7	40	2	0

FIELD GOALS	Made	Att.	Long	Kicks
Cam Little	0	1	50	50x

GAME 3 || MISSOURI STATE

Missouri State (2-1) 27
 #10/11 Arkansas (3-0, 1-0) 38

September 17, 2022 | Fayetteville, Ark.
 Donald W. Reynolds Razorback Stadium | Time: 6 p.m. | Attendance: 74,133
 TV: ESPN+ > Jay Alter (PBP), Brian Kinchen (Analyst) & Tera Talmadge (Sideline)

SCORING SUMMARY

	1st	2nd	3rd	4th	Final
Missouri State	7	10	7	3	27
Arkansas	0	14	3	21	38

QTR. TEAM SCORING PLAY

1st	MoSt	Wright 1-yd rush (Pizano kick), 12-64 4:30
2nd	MoSt	Pizano 28-yd FG, 7-69 2:11
	MoSt	Shelley 24-yd rush (Pizano kick), 4-45 1:32
	ARK	R. Sanders 3-yd rush (Little kick), 8-75 2:11
	ARK	Haselwood 38-yd pass from Jefferson (Little kick), 2-85 0:16
3rd	ARK	Little 27-yd FG, 14-84 4:28
	MoSt	Scott 47-yd pass from Shelley (Pizano kick), 5-75 2:08
4th	MoSt	Pizano 31-yd FG, 10-71 4:58
	ARK	R. Sanders 73-yd pass from Jefferson (Little kick), 2-75 0:26
	ARK	Stephens 82-yd punt return
	ARK	Jefferson 1-yd rush, 9-80 5:11

TEAM STATISTICS

	MISSOURI STATE	ARKANSAS
FIRST DOWNS	21	22
RUSHES-YARDS (NET)	52	212
PASSING YDS (NET)	357	385
Passes Att-Comp-Int.	24-43-0	19-31-0
TOTAL OFFENSE PLAYS-YARDS	75-409	67-597
Fumble Returns-Yards	0-0	0-0
Punt Returns-Yards	1-18	3-105
Kickoff Returns-Yards	0-0	1-34
Interception Returns-Yards	1-1	0-0
Punts (Number-Avg)	8-47.5	3-37.7
Fumbles-Lost	0-0	2-2
Penalties-Yards	8-63	6-58
Possession Time	35:51	24:09
Third-Down Conversions	7-18	5-13
Fourth-Down Conversions	1-1	1-2
Red-Zone Scores-Chances	3-3	3-4
Sacks By: Number-Yards	0-0	8-48



RB RAHEIM SANDERS put on a show in the comeback win over Missouri State, rushing for 167 yards and a score to go with 79 receiving yards and a TD.

MISSOURI STATE

RUSHING	Att.	Gain	Lost	Net	TD	Long	Avg.
Jacardia Wright	14	37	0	37	1	9	2.6
Jason Shelley	17	62	48	14	1	24	0.8
Celdon Manning	1	1	0	1	0	1	1.0
Totals:	32	100	48	52	2	24	1.6

PASSING	Comp.	Att.	Int	Yds	TDs	Long	Sack
Jason Shelley	24	43	0	357	1	47	8

RECEIVING	No.	Yds	YAC	TD	Long
Kevon Latulas	5	71	68	0	38
Jahod Booker	5	57	37	0	19
Jacardia Wright	4	37	41	0	19
Naveon Mitchell	3	66	45	0	45
Ty Scott	3	65	31	1	47
Lance Mason	2	33	29	0	20
Jordan Jones	1	19	3	0	19
Celdon Manning	1	9	14	0	9
D'Vontae Key	0	0	0	0	0
Totals:	24	357	268	1	47

PUNTING	No.	Yds	Avg.	Long	I20	TB
Grant Burkett	8	380	47.5	64	3	1

FIELD GOALS	Made	Att.	Long	Kicks
Jose Pizano	2	2	31	28,31

ARKANSAS

RUSHING	Att.	Gain	Lost	Net	TD	Long	Avg.
Raheim Sanders	22	171	4	167	1	43	7.6
KJ Jefferson	9	41	1	40	1	14	4.4
Rashod Dubinion	2	6	0	6	0	5	3.0
AJ Green	2	2	0	2	0	1	1.0
TEAM	1	0	3	-3	0	0	-3.0
Totals:	36	220	8	212	2	43	5.9

PASSING	Comp.	Att.	Int	Yds	TDs	Long	Sack
KJ Jefferson	19	31	1	385	2	73	0

RECEIVING	No.	Yds	YAC	TD	Long
Matt Landers	7	123	48	0	47
Jadon Haselwood	5	86	45	1	38
Trey Knox	3	30	9	0	21
Raheim Sanders	2	75	79	1	73
Ketron Jackson Jr.	1	64	25	0	64
Warren Thompson	1	7	0	0	7
Totals:	19	385	206	2	73

PUNTING	No.	Yds	Avg.	Long	I20	TB
Max Fletcher	3	113	37.7	47	1	0

FIELD GOALS	Made	Att.	Long	Kicks
Cam Little	1	1	27	27

GAME 4 ||| vs. TEXAS A&M

#10/10 Arkansas (3-1, 1-1) 21
 #23/20 Texas A&M (3-1, 1-0) 23

September 24, 2022 | Arlington, Texas
 AT&T Stadium | Time: 6 p.m. | Attendance: 63,580
 TV: ESPN > Joe Tessitore (PBP), Greg McElroy (Analyst) & Katie George (Sideline)

SCORING SUMMARY

	1st	2nd	3rd	4th	Final
Arkansas	14	0	0	7	21
Texas A&M	0	13	10	0	23

QTR. TEAM SCORING PLAY

1st	ARK	K. Jackson 32-yd pass from Jefferson (Little kick), 5-69 1:43
	ARK	Thompson 56-yd pass from Jefferson (Little kick), 7-78 2:07
2nd	TAMU	Stewart 10-yd pass from Johnson (Bond kick), 6-93, 3:23
	TAMU	Richardson 82-yd fumble return (Bond pass to Constantinou failed)
3rd	TAMU	Achane 9-yd rush (Bond kick), 6-70 3:19
	TAMU	Bond 31-yd FG, 12-47 6:09
4th	ARK	Jefferson 6-yd rush (Little kick), 13-74 4:49

TEAM STATISTICS

	ARKANSAS	TEXAS A&M
FIRST DOWNS	24	16
RUSHES-YARDS (NET)	54-244	34-192
PASSING YDS (NET)	171	151
Passes Att-Comp-Int.	12-19-0	11-21-0
TOTAL OFFENSE PLAYS-YARDS	73-415	55-343
Fumble Returns-Yards	0-0	1-97
Punt Returns-Yards	2-(-1)	0-0
Kickoff Returns-Yards	0-0	0-0
Interception Returns-Yards	0-0	0-0
Punts (Number-Avg)	6-36.3	5-43.6
Fumbles-Lost	5-1	3-0
Penalties-Yards	3-30	9-65
Possession Time	30:34	29:26
Third-Down Conversions	6-15	4-12
Fourth-Down Conversions	2-2	0-0
Red-Zone Scores-Chances	1-3	3-3
Sacks By: Number-Yards	3-21	2-12



LB BUMPER POOL moved into second all-time in tackles at Arkansas with seven stops against the Aggies, pushing his career total to 385 passing Ken Hamlin and Jerry Franklin.

ARKANSAS

RUSHING	Att.	Gain	Lost	Net	TD	Long	Avg.
KJ Jefferson	18	112	7	105	1	26	5.8
Raheim Sanders	17	70	2	68	0	12	4.0
AJ Green	9	40	4	36	0	9	4.0
Dominique Johnson	5	32	0	32	0	12	6.4
Rashod Dubinion	2	17	0	17	0	14	8.5
Malik Hornsby	1	0	0	0	0	0	0.0
Jadon Haselwood	1	0	5	-5	0	0	-5.0
TEAM	1	0	9	-9	0	0	-9.0
Totals:	54	271	27	244	1	26	4.5

PASSING	Comp.	Att.	Int	Yds	TDs	Long	Sack
KJ Jefferson	12	19	0	171	2	56	1

RECEIVING	No.	Yds	YAC	TD	Long
Jadon Haselwood	5	56	21	0	16
Warren Thompson	2	57	9	1	56
Ketron Jackson Jr.	1	32	35	1	32
Matt Landers	1	19	1	0	19
Trey Knox	1	8	3	0	8
Nathan Bax	1	0	4	0	0
Malik Hornsby	1	-1	6	0	0
Totals:	12	171	79	2	56

PUNTING	No.	Yds	Avg.	Long	I20	TB
Max Fletcher	6	218	36.3	47	2	0

FIELD GOALS	Made	Att.	Long	Kicks
Cam Little	0	1	-	42x

TEXAS A&M

RUSHING	Att.	Gain	Lost	Net	TD	Long	Avg.
Devon Achane	19	163	4	159	1	63	8.4
Max Johnson	13	62	23	39	0	18	3.0
TEAM	2	0	6	-6	0	0	-3.0
Totals:	34	225	33	192	1	63	5.6

PASSING	Comp.	Att.	Int	Yds	TDs	Long	Sack
Max Johnson	11	21	0	151	1	32	3

RECEIVING	No.	Yds	YAC	TD	Long
Donovan Green	3	50	19	0	26
Evan Stewart	3	36	4	1	18
Devon Achane	3	15	12	0	7
Ainias Smith	1	32	28	0	32
Yulkeith Brown	1	18	16	0	18
Totals:	11	151	79	1	32

PUNTING	No.	Yds	Avg.	Long	I20	TB
Nik Constantinou	5	218	43.6	47	1	0

FIELD GOALS	Made	Att.	Long	Kicks
Randy Bond	1	2	31	31,53x

#2/2 Alabama (5-0, 2-0) 49
 #20/19 Arkansas (3-2, 1-2) 26

October 1, 2022 | Fayetteville, Ark.

Donald W. Reynolds Razorback Stadium | Time: 2:30 p.m. | Attendance: 75,579

TV: CBS > Brad Nessler (PBP), Gary Danielson (Analyst) & Jenny Dell (Sideline)

SCORING SUMMARY

	1st	2nd	3rd	4th	Final
Alabama	14	14	0	21	49
Arkansas	0	7	16	3	26

QTR. TEAM SCORING PLAY

1st	ALA	Prentice 47-yd pass from Young (Reichard kick), 6-65 2:09
	ALA	Young 8-yd rush (Reichard kick), 7-80 3:05
2nd	ALA	Milroe 3-yd rush (Reichard kick), 3-17 0:45
	ALA	Earle 22-yd pass from Milroe (Reichard kick), 10-59 4:05
	ARK	K. Jackson 6-yd pass from Jefferson (Little kick), 9-75 2:30
3rd	ARK	Green 13-yd rush (Little kick), 7-78 2:49
	ARK	Little 22-yd FG, 12-50 6:04
	ARK	R. Sanders 3-yd rush (Jefferson rush failed), 1-3 0:06
4th	ALA	McClellan 3-yd rush (Reichard kick), 5-75 1:10
	ALA	Gibbs 72-yd rush (Reichard kick), 1-72 0:12
	ARK	Little 34-yd FG, 13-59 4:39
	ALA	Gibbs 76-yd rush (Reichard kick), 2-75 0:43

TEAM STATISTICS

	ALABAMA	ARKANSAS
FIRST DOWNS	17	27
RUSHES-YARDS (NET)	317	187
PASSING YDS (NET)	238	190
Passes Att-Comp-Int.	11-22-1	17-34-0
TOTAL OFFENSE PLAYS-YARDS	64-555	85-377
Fumble Returns-Yards	0-0	0-0
Punt Returns-Yards	3-77	1-13
Kickoff Returns-Yards	0-0	0-0
Interception Returns-Yards	0-0	1-(-3)
Punts (Number-Avg)	3-45.7	8-42.5
Fumbles-Lost	3-0	2-1
Penalties-Yards	10-101	6-31
Possession Time	26:38	33:22
Third-Down Conversions	9-14	9-14
Fourth-Down Conversions	0-1	0-1
Red-Zone Scores-Chances	4-5	5-6
Sacks By: Number-Yards	3-24	1-4



WR KETRIN JACKSON JR. caught a career-high four passes and a touchdown against Alabama, his second TD in as many weeks.

ALABAMA

RUSHING	Att.	Gain	Lost	Net	TD	Long	Avg.
Jahmyr Gibbs	18	207	1	206	2	76	11.4
Jalen Milroe	6	94	3	91	1	77	15.2
Roydell Williams	5	17	0	17	0	6	3.4
Trey Sanders	3	13	0	13	0	7	4.3
Jase McClellan	6	13	2	11	1	6	1.8
Bryce Young	2	8	4	4	1	8	2.0
TEAM	2	0	25	-25	0	0	-12.5
Totals:	42	352	35	317	5	77	7.5

PASSING	Comp.	Att.	Int	Yds	TDs	Long	Sack
Bryce Young	7	13	1	173	1	53	1
Jalen Milroe	4	9	0	65	1	23	0
Totals:	11	22	1	238	2	53	1

RECEIVING	No.	Yds	YAC	TD	Long
Kobe Prentice	3	92	48	1	47
Isaiah Bond	2	76	20	0	53
Jahmyr Gibbs	2	20	29	0	17
Traeshon Holden	2	14	1	0	9
JoJo Earle	1	22	25	1	22
Jermaine Burton	1	14	9	0	14
Totals:	11	238	132	2	53

PUNTING	No.	Yds	Avg.	Long	I20	TB
James Burnip	3	137	45.7	49	1	0

FIELD GOALS	Made	Att.	Long	Kicks
Will Reichard	0	1	-	53x

ARKANSAS

RUSHING	Att.	Gain	Lost	Net	TD	Long	Avg.
Raheim Sanders	22	107	6	101	1	26	4.6
KJ Jefferson	17	67	29	38	0	13	2.2
AJ Green	5	18	0	18	1	13	3.6
Dominique Johnson	2	11	0	11	0	6	5.5
Rashod Dubinion	4	15	5	10	0	11	2.5
Cade Fortin	1	9	0	9	0	9	9.0
Totals:	51	227	40	187	2	26	3.7

PASSING	Comp.	Att.	Int	Yds	TDs	Long	Sack
KJ Jefferson	13	24	0	155	1	36	3
Cade Fortin	4	10	0	35	0	16	0
Totals:	17	34	0	190	1	36	3

RECEIVING	No.	Yds	YAC	TD	Long
Jadon Haselwood	6	37	33	0	16
Ketrin Jackson Jr.	4	48	11	1	17
Matt Landers	2	31	5	0	20
Raheim Sanders	2	19	18	0	16
Trey Knox	1	36	25	0	36
Rashod Dubinion	1	14	16	0	14
Nathan Bax	1	5	2	0	5
Totals:	17	190	110	1	36

PUNTING	No.	Yds	Avg.	Long	I20	TB
Max Fletcher	8	340	42.5	51	1	0

FIELD GOALS	Made	Att.	Long	Kicks
Cam Little	2	2	34	22,34

GAME 6 ||| at MISSISSIPPI STATE

#RV/25 Arkansas (3-3, 1-3) 17
 #17/17 Mississippi State (5-1, 2-1) 40

October 8, 2022 | Starkville, Miss.
 Davis Wade Stadium | Time: 11 a.m. | Attendance: 57,849
 TV: SECN > Dave Neal (PBP), Deuce McAllister (Analyst) & Tiffany Blackmon (Sideline)

SCORING SUMMARY

	1st	2nd	3rd	4th	Final
Arkansas	0	10	7	0	17
Mississippi State	14	7	13	6	40

QTR. TEAM SCORING PLAY

1st	MSU	D. Johnson 1-yd rush (Raybon kick), 9-65 3:45
	MSU	Walley 5-yd pass from Rogers (Raybon kick), 12-55 4:40
2nd	MSU	A. Williams 10-yd pass from Rogers (Raybon kick), 9-40 3:02
	ARK	Little 51-yd FG, 9-42 3:07
	ARK	R. Sanders 3-yd rush (Little kick), 2-71 0:16
3rd	MSU	Ducking 33-yd pass from Rogers (Trafford rush failed), 6-58 2:08
	ARK	Stephens 54-yd pass from Hornsby (Little kick), 5-80 2:20
	MSU	D. Johnson 30-yd rush (Raybon kick), 7-75 2:29
4th	MSU	Marks 2-yd rush (Raybon kick missed), 6-70 3:16

TEAM STATISTICS

	ARKANSAS	MISSISSIPPI STATE
FIRST DOWNS	18	33
RUSHES-YARDS (NET)	44-241	37-173
PASSING YDS (NET)	242	395
Passes Att-Comp-Int.	10-23-2	31-48-0
TOTAL OFFENSE PLAYS-YARDS	67-483	85-568
Fumble Returns-Yards	0-0	0-0
Punt Returns-Yards	1-(-3)	2-7
Kickoff Returns-Yards	1-(-2)	2-64
Interception Returns-Yards	0-0	2-7
Punts (Number-Avg)	4-41.0	3-43.7
Fumbles-Lost	1-0	0-0
Penalties-Yards	10-84	4-45
Possession Time	24:19	35:41
Third-Down Conversions	8-16	5-13
Fourth-Down Conversions	0-3	3-4
Red-Zone Scores-Chances	1-3	4-4
Sacks By: Number-Yards	0-0	2-11



LB BUMPER POOL became Arkansas' all-time leading tackler with 14 stops at Mississippi State to give him 409 career tackles and pass Tony Bua's school record 408.

ARKANSAS

RUSHING	Att.	Gain	Lost	Net	TD	Long	Avg.
Malik Hornsby	8	116	2	114	0	52	14.2
Raheim Sanders	20	86	0	86	1	12	4.3
Rashod Dubinion	7	30	2	28	0	12	4.0
AJ Green	6	14	0	14	0	5	2.3
Jadon Haselwood	1	8	0	8	0	8	8.0
Dominique Johnson	1	0	0	0	0	0	0.0
Cade Fortin	1	0	9	-9	0	0	-9.0
Totals:	44	254	13	241	1	52	5.5

PASSING	Comp.	Att.	Int	Yds	TDs	Long	Sack
Malik Hornsby	8	17	2	234	1	68	1
Cade Fortin	2	6	0	8	0	6	1
Totals:	10	23	2	242	1	68	2

RECEIVING	No.	Yds	YAC	TD	Long
Raheim Sanders	4	49	56	0	23
Jadon Haselwood	3	113	56	0	68
Bryce Stephens	2	59	9	1	54
Ketron Jackson Jr.	1	21	2	0	21
Totals:	10	242	123	1	68

PUNTING	No.	Yds	Avg.	Long	I20	TB
Reid Bauer	3	139	46.3	53	1	0
Max Fletcher	1	25	25.0	25	0	0
Totals:	4	164	41.0	53	1	0

FIELD GOALS	Made	Att.	Long	Kicks
Cam Little	1	1	51	51

MISSISSIPPI STATE

RUSHING	Att.	Gain	Lost	Net	TD	Long	Avg.
Dillon Johnson	17	100	0	100	2	30	5.9
Jo'quavious Marks	16	52	0	52	1	7	3.2
J.J. Jernighan	3	13	0	13	0	7	4.3
Simeon Price	1	8	0	8	0	8	8.0
Totals:	37	173	0	173	3	30	4.7

PASSING	Comp.	Att.	Int	Yds	TDs	Long	Sack
Will Rogers	31	48	0	395	3	38	0

RECEIVING	No.	Yds	YAC	TD	Long
Jo'quavious Marks	11	80	95	0	16
Caleb Ducking	4	50	20	1	33
Rufus Harvey	3	42	30	0	20
Austin Williams	3	42	5	1	20
Dillon Johnson	2	49	55	0	38
Jordan Mosley	2	43	3	0	28
Jaden Walley	2	27	7	1	22
Lideatrick Griffin	1	33	2	0	33
Justin Robinson	1	11	1	0	11
Scoobie Ford	1	9	9	0	9
Rara Thomas	1	9	-3	0	9
Totals:	31	395	224	3	38

PUNTING	No.	Yds	Avg.	Long	I20	TB
Archer Trafford	2	87	43.5	46	1	0
George Georgopoulos	1	44	44.0	44	0	0
Totals:	3	131	43.7	46	1	0

FIELD GOALS	Made	Att.	Long	Kicks
Ben Raybon	0	1	-	40x

Arkansas (4-3, 1-3)..... 52
 #RV/RV BYU (4-3)..... 35

October 15, 2022 | Provo, Utah
 LaVell Edwards Stadium | Time: 2:30 p.m. CT | Attendance: 63,470
 TV: ESPN > Dave Pasch (PBP), Dusty Dvoracek (Analyst) & Tom Luginbill (Sideline)

SCORING SUMMARY

	1st	2nd	3rd	4th	Final
Arkansas	7	24	14	7	52
BYU	13	8	14	0	35

QTR. TEAM SCORING PLAY

1st	BYU	Rex 4-yd pass from J. Hall (J. Smith kick), 10-82, 04:57
	ARK	R. Sanders 15-yd rush (Little kick), 9-75, 03:02
	BYU	Epps 21-yd pass from J. Hall (J. Smith kick missed), 4-75, 01:26
2nd	ARK	Knox 6-yd pass from Jefferson (Little kick), 10-75, 03:52
	BYU	Nacua 5-yd rush (K. Hill pass from J. Hall), 7-75, 02:31
	ARK	Little 34-yd FG, 10-59, 03:02
	ARK	Landers 4-yd pass from Jefferson (Little kick), 4-34, 01:39
	ARK	Dubinion 15-yd pass from Jefferson (Little kick), 7-68, 01:42
3rd	BYU	Nacua 3-yd rush (Oldroyd kick), 10-75, 05:07
	ARK	Landers 39-yd pass from Jefferson (Little kick), 2-75, 00:33
	BYU	Nacua 33-yd pass from J. Hall (Oldroyd kick), 10-75, 04:09
	ARK	Landers 5-yd pass from Jefferson (Little kick), 12-75, 03:58
4th	ARK	R. Sanders 64-yd rush (Little kick), 2-68, 00:29

TEAM STATISTICS

	ARKANSAS	BYU
FIRST DOWNS.....	34	27
RUSHES-YARDS (NET).....	42-277	30-115
PASSING YDS (NET).....	367	356
Passes Att-Comp-Int.....	29-40-0	26-41-1
TOTAL OFFENSE PLAYS-YARDS.....	82-644	71-471
Fumble Returns-Yards.....	0-0	0-0
Punt Returns-Yards.....	0-0	1-5
Kickoff Returns-Yards.....	0-0	0-0
Interception Returns-Yards.....	1-0	0-0
Punts (Number-Avg).....	1-62.0	2-43.0
Fumbles-Lost.....	1-1	4-2
Penalties-Yards.....	7-98	4-50
Possession Time.....	31:13	28:47
Third-Down Conversions.....	12-15	7-13
Fourth-Down Conversions.....	0-1	0-1
Red-Zone Scores-Chances.....	6-7	3-3
Sacks By: Number-Yards.....	0-0	0-0



DB HUDSON CLARK collected a career-best 11 tackles to go with his first interception of the season and a fumble recovery to become the second FBS player this season with 10+ tackles, a pick and a fumble recovery.

ARKANSAS

RUSHING	Att.	Gain	Lost	Net	TD	Long	Avg.
Raheim Sanders	15	175	0	175	2	64	11.7
AJ Green	11	51	0	51	0	14	4.6
KJ Jefferson	10	32	0	32	0	14	3.2
Rashod Dubinion	4	16	0	16	0	11	4.0
Jadon Haselwood	1	3	0	3	0	3	3.0
Malik Hornsby	1	0	0	0	0	0	0.0
Totals:	42	277	0	277	2	64	6.6

PASSING	Comp.	Att.	Int	Yds	TDs	Long	Sack
KJ Jefferson	29	40	0	367	5	39	0

RECEIVING	No.	Yds	YAC	TD	Long	
Matt Landers	8	99	23	3	39	
Trey Knox	4	66	31	1	36	
Jadon Haselwood	4	42	21	0	14	
Rashod Dubinion	4	40	27	1	17	
Ketron Jackson Jr.	3	55	8	0	30	
AJ Green	2	45	33	0	30	
Bryce Stephens	3	1	7	5	0	7
Warren Thompson	1	7	0	0	7	
Raheim Sanders	1	4	6	0	4	
Jaedon Wilson	1	2	0	0	2	
Totals:	29	367	154	5	39	

PUNTING	No.	Yds	Avg.	Long	I20	TB
Reid Bauer	1	62	62.0	62	1	0

FIELD GOALS	Made	Att.	Long	Kicks
Cam Little	1	1	34	34

BYU

RUSHING	Att.	Gain	Lost	Net	TD	Long	Avg.
Christopher Brooks	10	54	1	53	0	14	5.3
Jaren Hall	6	24	1	23	0	11	3.8
Puka Nacua	6	20	0	20	2	5	3.3
Mason Fakahua	7	16	2	14	0	5	2.0
Jacob Conover	1	5	0	5	0	5	5.0
Totals:	30	119	4	115	2	14	3.8

PASSING	Comp.	Att.	Int	Yds	TDs	Long	Sack
Jaren Hall	26	41	1	356	3	37	0

RECEIVING	No.	Yds	YAC	TD	Long
Kody Epps	9	125	47	1	37
Puka Nacua	8	141	52	1	33
Keanu Hill	4	61	19	0	22
Isaac Rex	2	6	6	1	4
Brayden Cospier	1	10	3	0	10
Christopher Brooks	1	7	5	0	7
Chase Roberts	1	6	6	0	6
Totals:	26	356	138	3	37

PUNTING	No.	Yds	Avg.	Long	I20	TB
Ryan Rehkow	2	86	43.0	44	1	0

FIELD GOALS	Made	Att.	Long	Kicks
--				

GAME 8: AUBURN

TEAM STATISTICS

	ARK	OPP
Scoring	229	228
Points per game	32.7	32.6
Points Off Turnovers	28	25
First Downs	176	161
Rushing	97	50
Passing	70	89
Penalty	9	22
Rushing Yardage	1680	994
Yards gained rushing	1821	1200
Yards lost rushing	141	206
Rushing attempts	337	234
Average per rush	5.0	4.2
Average per game	240.0	142.0
TDs Rushing	14	17
Passing Yardage	1740	2210
Comp-Att-Int	123-194-3	154-258-4
Average per pass	9.0	8.6
Average per catch	14.1	14.4
Average per game	248.6	315.7
TDs Passing	15	13
Total offense	3420	3204
Total plays	531	492
Average per play	6.4	6.5
Average per game	488.6	457.7
Kick returns: #-Yards	4-82	5-148
Punt returns: #-Yards	10-127	9-144
Int returns: #-Yards	4-48	3-8
Kick return average	20.5	29.6
Punt return average	12.7	16.0
Int return average	12.0	2.7
Fumbles-Lost	14-6	18-5
Penalties-Yards	49-485	50-430
Average per game	69.3	61.4
Punts-Yards	31-1235	28-1241
Average per punt	39.8	44.3
Net punt average	34.8	40.7
Kickoffs-Yards	42-2717	42-2627
Average per kick	64.7	62.5
Net kick average	39.3	39.4
Time of possession / game	29:41	30:27
3rd-down conversion	53/108	43/96
3rd-down pct	49%	45%
4rd-down conversion	5/12	7/13
4rd-down pct	42%	54%
Sacks by-Yards	21-152	11-78
Misc Yards	0	0
Touchdowns scored	30	31
Field goals - attempts	6-8	5-10
On-Side kicks	0-0	0-0
Red-zone scores	(25-33) 76%	(24-27) 89%
Red-zone touchdowns	(20-33) 61%	(19-27) 70%
PAT-attempts	(29-29) 100%	(23-26) 88%
2-point conversion-attempts	(0-1) 0%	(2-5) 40%
Attendance	296900	121319
Games / Avg per game	4/74225	2/60660
Neutral site games	-	1/63580

Score by Periods

Team	1st	2nd	3rd	4th	OT	TOT
Arkansas	35	76	50	68	0	229
Opponents	51	58	68	51	0	228

GAME 8: AUBURN

ARKANSAS GAME-BY-GAME STATISTICS

Date	Opponent	Rushing				Receiving				Passing				Kick Returns				Punt Returns				tot
		no.	yds	td	lg	no.	yds	td	lg	cmp	att	int	yds	td	lg	no.	yds	td	lg	no.	yds	td
09/03/2022	Cincinnati	45	224	1	37	18	223	3	32	18-26-0	223	3	32	1	16	0	16	1	3	0	3	447
09/10/2022	South Carolina	65	295	5	47	18	162	1	23	18-21-0	162	1	23	1	34	0	34	2	10	0	13	457
09/17/2022	Missouri St.	36	212	2	43	19	385	2	73	19-31-1	385	2	73	1	34	0	34	3	105	1	82	597
09/24/2022	vs Texas A&M	54	244	1	26	12	171	2	56	12-19-0	171	2	56	0	0	0	0	2	-1	0	0	415
10/01/2022	Alabama	51	187	2	26	17	190	1	36	17-34-0	190	1	36	0	0	0	0	1	13	0	13	377
10/08/2022	at Mississippi St.	44	241	1	52	10	242	1	68	10-23-2	242	1	68	1	-2	0	1	1	-3	0	0	483
10/15/2022	at BYU	42	277	2	64	29	367	5	39	29-40-0	367	5	39	0	0	0	0	0	0	0	0	644
Arkansas		337	1680	14	64	123	1740	15	73	123-194-3	1740	15	73	4	82	0	34	10	127	1	82	3420
Opponents		234	994	17	77	154	2210	13	64	154-258-4	2210	13	64	5	148	0	33	9	144	0	45	3204

Arkansas Averages

Games	Avg/ rush	Avg/ catch	Pass effic	KR avg	PR avg	All purpose avg/game	Total offense avg/game
7	5.0	14.1	161.2	20.5	12.7	525.3	488.6

Date	Opponent	Tackles				Sacks		Fumble		Pass Defense				blkd	PAT attempts				off		
		ua	a	total	tfl-yds	no-yds	ff	fr-yds	int-yds	qbh	brup	kick	kick	rush	rcv	saf	t/o	pts			
09/03/2022	Cincinnati	36	38	74	8.0-35	3-28	2	1-2	1-51	4	2	0	4-4	0	0	0	7	31			
09/10/2022	South Carolina	36	24	60	8.0-57	6-51	5	2--5	1-0	6	3	0	6-6	0	0	1	7	44			
09/17/2022	Missouri St.	34	38	72	9.0-53	8-48	0	0-0	0-0	5	5	0	5-5	0	0	0	0	38			
09/24/2022	vs Texas A&M	25	24	49	5.0-27	3-21	1	0-0	0-0	4	3	0	3-3	0	0	0	0	21			
10/01/2022	Alabama	26	34	60	4.0-10	1-4	1	0-0	1--3	3	2	0	2-2	0	0	0	0	26			
10/08/2022	at Mississippi St.	27	76	103	0.0-0	0-0	0	0-0	0-0	1	9	0	2-2	0	0	0	0	17			
10/15/2022	at BYU	33	28	61	3.0-5	0-0	2	2-0	1-0	5	1	0	7-7	0	0	0	14	52			
Arkansas		217	262	479	37.0-187	21-152	11	5--3	4-48	28	25	0	29-29	0	0	1	28	229			
Opponents		260	330	590	34.0-127	11-78	6	6-15	3-8	9	21	0	23-26	0	2	0	25	228			

		Punting										Field Goals			Kickoffs				
Date	Opponent	no.	yds	avg	long	blkd	tb	fc	50+	i20	md-att	long	blkd	no.	yds	avg	tb	ob	
09/03/2022	Cincinnati	6	231	38.5	50	0	1	1	1	1	1-1	32	0	6	390	65.0	5	0	
09/10/2022	South Carolina	3	107	35.7	40	0	0	2	0	2	0-1	0	0	7	449	64.1	5	0	
09/17/2022	Missouri St.	3	113	37.7	47	0	0	2	0	1	1-1	27	0	7	455	65.0	6	0	
09/24/2022	vs Texas A&M	6	218	36.3	47	0	0	2	0	2	0-1	0	0	4	260	65.0	4	0	
10/01/2022	Alabama	8	340	42.5	51	0	0	2	2	1	2-2	34	0	5	325	65.0	5	0	
10/08/2022	at Mississippi St.	4	164	41.0	53	0	0	0	1	1	1-1	51	0	4	253	63.3	1	1	
10/15/2022	at BYU	1	62	62.0	62	0	0	0	1	1	1-1	34	0	9	585	65.0	9	0	
Arkansas		31	1235	39.8	62	0	1	9	5	9	6-8	51	0	42	2717	64.7	35	1	
Opponents		28	1241	44.3	64	0	1	10	6	9	5-10	31	0	42	2627	62.5	34	0	

GAME 8: AUBURN

OPPONENT GAME-BY-GAME STATISTICS

Date	Opponent	Rushing				Receiving				Passing				Kick Returns				Punt Returns				tot off
		no.	yds	td	lg	no.	yds	td	lg	cmp-att-int	yds	td	lg	no.	yds	td	lg	no.	yds	td	lg	
09/03/2022	Cincinnati	31	113	1	35	26	325	2	35	26-43-1	325	2	35	1	29	0	29	2	37	0	30	438
09/10/2022	South Carolina	29	40	3	14	24	377	1	64	24-39-1	377	1	64	2	55	0	31	0	0	0	0	417
09/17/2022	Missouri St.	32	52	2	24	24	357	1	47	24-43-0	357	1	47	0	0	0	0	1	18	0	18	409
09/24/2022	vs Texas A&M	34	195	1	63	11	151	1	32	11-21-0	151	1	32	0	0	0	0	0	0	0	0	346
10/01/2022	Alabama	42	317	5	77	11	238	2	53	11-22-1	238	2	53	0	0	0	0	3	77	0	45	555
10/08/2022	at Mississippi St.	36	162	3	30	32	406	3	38	32-49-0	406	3	38	2	64	0	33	2	7	0	12	568
10/15/2022	at BYU	30	115	2	14	26	356	3	37	26-41-1	356	3	37	0	0	0	0	1	5	0	5	471
Opponents		234	994	17	77	154	2210	13	64	154-258-4	2210	13	64	5	148	0	33	9	144	0	45	3204
Arkansas		337	1680	14	64	123	1740	15	73	123-194-3	1740	15	73	4	82	0	34	10	127	1	82	3420

Opponents Averages

Games	Avg/ rush	Avg/ catch	Pass effic	KR avg	PR avg	All purpose avg/game	Total offense avg/game
7	4.2	14.4	145.2	29.6	16.0	500.6	457.7

Date	Opponent	Tackles				Sacks		Fumble		Pass Defense				blkd	PAT attempts				off		
		ua	a	total	tfl-yds	no-yds	ff	fr-yds	int-yds	qbh	brup	kick	kick	rush	rcv	saf	t/o	pts			
09/03/2022	Cincinnati	43	30	73	9.0-29	2-19	1	1-0	0-0	0	2	0	3-3	0	0	0	3	24			
09/10/2022	South Carolina	41	66	107	4.0-16	2-12	0	0-0	0-0	1	2	0	1-2	0	1	0	0	30			
09/17/2022	Missouri St.	27	48	75	2.0-5	0-0	2	2-0	1-1	2	0	0	3-3	0	0	0	10	27			
09/24/2022	vs Texas A&M	41	40	81	5.0-19	2-12	1	1-15	0-0	0	4	0	2-2	0	0	0	6	23			
10/01/2022	Alabama	40	52	92	9.0-44	3-24	1	1-0	0-0	0	5	0	7-7	0	0	0	0	49			
10/08/2022	at Mississippi St.	26	56	82	4.0-13	2-11	0	0-0	2-7	4	3	0	4-5	0	0	0	6	40			
10/15/2022	at BYU	42	38	80	1.0-1	0-0	1	1-0	0-0	2	5	0	3-4	0	1	0	0	35			
Opponents		260	330	590	34.0-127	11-78	6	6-15	3-8	9	21	0	23-26	0	2	0	25	228			
Arkansas		217	262	479	37.0-187	21-152	11	5--3	4-48	28	25	0	29-29	0	0	1	28	229			

Date	Opponent	Punting										Field Goals			Kickoffs				
		no.	yds	avg	long	blkd	tb	fc	50+	i20	md-att	long	blkd	no.	yds	avg	tb	ob	
09/03/2022	Cincinnati	4	185	46.3	54	0	0	2	2	2	1-3	26	0	5	325	65.0	4	0	
09/10/2022	South Carolina	3	104	34.7	44	0	0	0	0	0	1-1	28	0	5	264	52.8	3	0	
09/17/2022	Missouri St.	8	380	47.5	64	0	1	3	4	3	2-2	31	0	6	371	61.8	3	0	
09/24/2022	vs Texas A&M	5	218	43.6	47	0	0	2	0	1	1-2	31	0	5	325	65.0	5	0	
10/01/2022	Alabama	3	137	45.7	49	0	0	2	0	1	0-1	0	0	8	515	64.4	7	0	
10/08/2022	at Mississippi St.	3	131	43.7	46	0	0	0	0	1	0-1	0	0	7	452	64.6	6	0	
10/15/2022	at BYU	2	86	43.0	44	0	0	1	0	1	0-0	0	0	6	375	62.5	6	0	
Opponents		28	1241	44.3	64	0	1	10	6	9	5-10	31	0	42	2627	62.5	34	0	
Arkansas		31	1235	39.8	62	0	1	9	5	9	6-8	51	0	42	2717	64.7	35	1	

GAME 8: AUBURN

TEAM COMPARISON GAME-BY-GAME STATISTICS

Opponent	Score	First Downs				Rushing Number-Yards	Passing		Total Offense Plays-Yards	Return Yards	Turn- Overs
		Total	Rush	Pass	Pen		Comp-Att.-Int	Yards			
Cincinnati	31-24	23 / 24	11 / 7	11 / 15	1 / 2	45-224 / 31-113	18-26-0 / 26-43-1	223 / 325	71-447 / 74-438	72 / 66	1 / 2
South Carolina	44-30	28 / 23	20 / 5	7 / 13	1 / 5	65-295 / 29-40	18-21-0 / 24-39-1	162 / 377	86-457 / 68-417	39 / 55	0 / 3
Missouri St.	38-27	22 / 21	10 / 5	11 / 14	1 / 2	36-212 / 32-52	19-31-1 / 24-43-0	385 / 357	67-597 / 75-409	139 / 19	3 / 0
Texas A&M	21-23	24 / 16	17 / 7	7 / 7	0 / 2	54-244 / 34-195	12-19-0 / 11-21-0	171 / 151	73-415 / 55-346	-1 / 15	1 / 0
Alabama	26-49	27 / 17	14 / 9	9 / 7	4 / 1	51-187 / 42-317	17-34-0 / 11-22-1	190 / 238	85-377 / 64-555	10 / 77	1 / 1
Mississippi St.	17-40	18 / 33	11 / 10	7 / 17	0 / 6	44-241 / 36-162	10-23-2 / 32-49-0	242 / 406	67-483 / 85-568	-5 / 78	2 / 0
BYU	52-35	34 / 27	14 / 7	18 / 16	2 / 4	42-277 / 30-115	29-40-0 / 26-41-1	367 / 356	82-644 / 71-471	0 / 5	1 / 3
Totals	229-228	176 / 161	97 / 50	70 / 89	9 / 22	337-1680 / 234-994	123-194-3 / 154-258-4	1740 / 2210	531-3420 / 492-3204	254 / 315	9 / 9

Opponents	3rd Down Conversion	4th Down Conversion	Time of Possession	TOP Margin	Avg Yds/Rush	Avg Yds/Pass	Avg Yds/Play	Punting Number-Avg	Penalties Number-Yards	Sacks
Cincinnati	8-16 / 8-16	0-0 / 1-1	28:36 / 31:24	-02:48	5.0 / 3.6	8.6 / 7.6	6.3 / 5.9	6-38.5 / 4-46.3	7-63.0 / 10-65.0	3 / 2
South Carolina	9-16 / 3-10	2-3 / 1-2	34:38 / 25:22	09:16	4.5 / 1.4	7.7 / 9.7	5.3 / 6.1	3-35.7 / 3-34.7	10-121.0 / 5-41.0	6 / 2
Missouri St.	5-13 / 7-18	1-2 / 1-1	24:09 / 35:51	-11:42	5.9 / 1.6	12.4 / 8.3	8.9 / 5.5	3-37.7 / 8-47.5	6-58.0 / 8-63.0	8 / 0
Texas A&M	6-15 / 4-12	2-2 / 0-0	31:30 / 29:26	02:04	4.5 / 5.7	9.0 / 7.2	5.7 / 6.3	6-36.3 / 5-43.6	3-30.0 / 9-65.0	3 / 2
Alabama	5-17 / 9-14	0-1 / 0-2	33:22 / 26:38	06:44	3.7 / 7.5	5.6 / 10.8	4.4 / 8.7	8-42.5 / 3-45.7	6-31.0 / 10-101.0	1 / 3
Mississippi St.	8-16 / 5-13	0-3 / 3-4	24:19 / 35:41	-11:22	5.5 / 4.5	10.5 / 8.3	7.2 / 6.7	4-41.0 / 3-43.7	10-84.0 / 4-45.0	0 / 2
BYU	12-15 / 7-13	0-1 / 1-3	31:13 / 28:47	02:26	6.6 / 3.8	9.2 / 8.7	7.9 / 6.6	1-62.0 / 2-43.0	7-98.0 / 4-50.0	0 / 0
Totals	53-108 / 43-96	5-12 / 7-13	207:47 / 213:09	-05:22	5.0 / 4.2	9.0 / 8.6	6.4 / 6.5	31-39.8 / 28-44.3	49-485.0 / 50-430.0	21 / 11

Note: Game totals are displayed in the format TEAM/OPPONENT for each category

ARKANSAS INDIVIDUAL STATISTICS

Rushing

Player	gp	att	gain	loss	net	avg	td	lg	avg/g
Raheim Sanders	7	140	891	21	870	6.2	7	64	124.3
KJ Jefferson	6	91	418	74	344	3.8	4	26	57.3
AJ Green	7	45	186	4	182	4.0	2	14	26.0
Malik Hornsby	5	12	137	2	135	11.3	0	52	27.0
Rashod Dubinion	7	29	115	7	108	3.7	1	14	15.4
Dominique Johnson	4	8	43	0	43	5.4	0	12	10.8
Jadon Haselwood	7	6	16	7	9	1.5	0	8	1.3
Matt Landers	7	1	6	0	6	6.0	0	6	0.9
Team	7	3	0	17	-17	-5.7	0	0	-2.4
Total	7	337	1821	141	1680	5.0	14	64	240.0
Opponents	7	234	1200	206	994	4.2	17	77	142.0

Passing

Player	gp	effic	comp-att-int	pct	yds	td	lg	avg/g
KJ Jefferson	6	171.5	109-161-1	67.7	1463	14	73	243.8
Malik Hornsby	5	158.6	8-17-2	47.1	234	1	68	46.8
Cade Fortin	2	60.1	6-16-0	37.5	43	0	16	21.5
Total	7	161.2	123-194-3	63.4	1740	15	73	248.6
Opponents	7	145.2	154-258-4	59.7	2210	13	64	315.7

Player	gp	no.	yds	avg	td	lg	avg/g
Jadon Haselwood	7	31	406	13.1	2	68	58.0
Matt Landers	7	25	360	14.4	3	47	51.4
Trey Knox	7	16	220	13.8	3	36	31.4
Raheim Sanders	7	15	189	12.6	1	73	27.0
Ketron Jackson Jr.	7	11	227	20.6	2	64	32.4
Warren Thompson	6	9	129	14.3	2	56	21.5
Rashod Dubinion	7	6	83	13.8	1	29	11.9
Bryce Stephens	7	3	66	22.0	1	54	9.4
Malik Hornsby	5	2	8	4.0	0	9	1.6
Nathan Bax	7	2	5	2.5	0	5	0.7
AJ Green	7	2	45	22.5	0	30	6.4
Jaedon Wilson	5	1	2	2.0	0	2	0.4
Total	7	123	1740	14.1	15	73	248.6
Opponents	7	154	2210	14.4	13	64	315.7

GAME 8: AUBURN

ARKANSAS INDIVIDUAL STATISTICS

Scoring

Player	td	fg	PAT				dpx	saf	pts
			kick	rush	rcv	pass			
Raheim Sanders	8	-	-	-	-	-	-	-	48
Cam Little	-	6-8	29-29	-	-	-	-	-	47
KJ Jefferson	4	-	-	-	-	-	-	-	24
Trey Knox	3	-	-	-	-	-	-	-	18
Matt Landers	3	-	-	-	-	-	-	-	18
Warren Thompson	2	-	-	-	-	-	-	-	12
Jadon Haselwood	2	-	-	-	-	-	-	-	12
AJ Green	2	-	-	-	-	-	-	-	12
Ketron Jackson Jr.	2	-	-	-	-	-	-	-	12
Bryce Stephens	2	-	-	-	-	-	-	-	12
Rashod Dubinion	2	-	-	-	-	-	-	-	12
Total	30	6-8	29-29	0	0	0	0	1	229
Opponents	31	5-10	23-26	0	2	2	0	0	228

Field Goals

Player	fg	pct.	01-19	20-29	30-39	40-49	50-99	lg	blk
Cam Little	6-8	75.0	0-0	2-2	3-3	0-1	1-2	51	0
Opponents	5-10	50.0	0-0	3-4	2-2	0-2	0-2	31	0

FG Sequence

Team Name	Arkansas	Opponents
Cincinnati	(32)	25,48,(26)
South Carolina	50	(28)
Missouri St.	(27)	(28),(31)
Texas A&M	42	(31),53
Alabama	(22),(34)	53
Mississippi St.	(51)	40
BYU	(34)	

Numbers in (parentheses) indicate field goal was made

Total Offense

Player	g	plays	rush	pass	total	avg/g
KJ Jefferson	6	252	344	1463	1807	301.2
Raheim Sanders	7	140	870	0	870	124.3
Malik Hornsby	5	29	135	234	369	73.8
AJ Green	7	45	182	0	182	26.0
Rashod Dubinion	7	29	108	0	108	15.4
Cade Fortin	2	18	0	43	43	21.5
Dominique Johnson	4	8	43	0	43	10.8
Jadon Haselwood	7	6	9	0	9	1.3
Matt Landers	7	1	6	0	6	0.9
Team	7	0	-17	0	-17	-2.4
Total	7	531	1680	1740	3420	488.6
Opponents	7	492	994	2210	3204	457.7

Punting

Player	no.	yds	avg	lg	tb	fc	i20	50+	blk
Max Fletcher	27	1034	38.3	51	1	9	7	3	0
Reid Bauer	4	201	50.3	62	0	0	2	2	0
Total	31	1235	39.8	62	1	9	9	5	0
Opponents	28	1241	44.3	64	1	10	9	6	0

Kickoffs

Player	no.	yds	avg	tb	ob	retn	net	ydln
Jake Bates	42	2717	64.7	35	1			
Total	42	2717	64.7	35	1	5	39.3	25
Opponents	42	2627	62.5	34	0	4	39.4	25

GAME-BY-GAME OFFENSIVE LINE SNAPS

Player	Total	CIN	SC	MSU	A&M	ALA	MSU	BYU	AUB	LIB	LSU	OM	MIZ
Brady Latham	542	73	88	67	73	89	67	85					
Ricky Stromberg	542	73	88	67	73	89	67	85					
Luke Jones	539	73	88	67	73	89	64	85					
Beaux Limmer	536	73	88	67	73	89	61	85					
Dalton Wagner	533	73	79	67	73	89	67	85					
Ty'Kieast Crawford	18	0	9	0	0	0	9	-					

GAME 8: AUBURN

ARKANSAS INDIVIDUAL STATISTICS

All Purpose

Player	g	rush	rcv	pr	kr	ir	total	avg/g
Raheim Sanders	7	870	189	0	0	0	1059	151.3
Jadon Haselwood	7	9	406	0	0	0	415	59.3
Matt Landers	7	6	360	0	0	0	366	52.3
KJ Jefferson	6	344	0	0	0	0	344	57.3
AJ Green	7	182	45	0	48	0	275	39.3
Ketron Jackson Jr.	7	0	227	0	0	0	227	32.4
Trey Knox	7	0	220	0	0	0	220	31.4
Bryce Stephens	7	0	66	127	0	0	193	27.6
Rashod Dubinion	7	108	83	0	0	0	191	27.3
Malik Hornsby	5	135	8	0	0	0	143	28.6
Warren Thompson	6	0	129	0	0	0	129	21.5
Dwight McGlothern	7	0	0	0	0	48	48	6.9
Dominique Johnson	4	43	0	0	0	0	43	10.8
Bumper Pool	7	0	0	0	34	0	34	4.9
Nathan Bax	7	0	5	0	0	0	5	0.7
Jaedon Wilson	5	0	2	0	0	0	2	0.4
Team	7	-17	0	0	0	0	-17	-2.4
Total	7	1680	1740	127	82	48	3677	525.3
Opponents	7	994	2210	144	148	8	3504	500.6

Punt Returns

Player	no.	yds	avg	td	lg
Bryce Stephens	10	127	12.7	1	82
Total	10	127	12.7	1	82
Opponents	9	144	16.0	0	45

Interceptions

Player	no.	yds	avg	td	lg
Dwight McGlothern	3	48	16.0	0	51
Hudson Clark	1	0	0.0	0	0
Total	4	48	12.0	0	51
Opponents	3	8	2.7	0	7

Kick Returns

Player	no.	yds	avg	td	lg
AJ Green	3	48	16.0	0	34
Bumper Pool	1	34	34.0	0	34
Total	4	82	20.5	0	34
Opponents	5	148	29.6	0	33

Fumble Returns

Player	no.	yds	avg	td	lg
Hudson Clark	2	-5	-2.5	0	0
Jordan Domineck	1	2	2.0	0	2
Latavious Brini	1	0	0.0	0	0
Chris Paul Jr.	1	0	0.0	0	0
Total	5	-3	-0.6	0	2
Opponents	6	15	2.5	1	15

GAME 8: AUBURN

ARKANSAS DEFENSIVE STATISTICS

##	Player	gp	Tackles				Sacks	Pass defense			Fumbles		blkd	
			ua	a	tot	tfl/yds	no-yds	int-yds	brup	qbh	fr-yds	ff	kick	saf
10	Bumper Pool	7	26	40	66	3.5-19	1-15	.	3	5
42	Drew Sanders	7	26	37	63	7.5-38	6.5-36	.	3	6	.	3	.	.
15	Simeon Blair	7	21	20	41	1-1	.	.	3
7	Latavious Brini	7	15	15	30	1-2	.	.	.	1	1-0	1	.	.
17	Hudson Clark	7	12	16	28	1-3	.	1-0	7	.	2--5	2	.	.
27	Chris Paul Jr.	7	12	11	23	3-13	1-8	.	.	1	1-0	1	.	.
14	Jordan Domineck	7	11	11	22	4.5-35	4.5-35	.	.	.	1-2	1	.	.
8	Jayden Johnson	6	11	10	21	2.5-13	1.5-8	.	.	3	.	1	.	.
3	Dwight McGlothern	7	17	3	20	.	.	3-48	4	.	.	1	.	.
56	Zach Williams	7	5	14	19	4-27	3-25	.	.	4
19	Khari Johnson	6	6	13	19	.	.	.	1
40	Landon Jackson	7	8	9	17	2.5-22	2.5-22	.	1	1	.	1	.	.
99	Terry Hampton	7	4	12	16	1.5-2
5	Cameron Ball	7	3	12	15	1-2
18	Trent Gordon	7	5	7	12
2	Myles Slusher	3	8	2	10	2-5	.	.	1	1
50	Eric Gregory	7	3	6	9	2-5	1-3	.	.	3
33	Isaiah Nichols	7	5	4	9	.	.	.	1
1	Jalen Catalon	1	5	3	8	1
4	Malik Chavis	7	2	6	8
45	Jackson Woodard	7	2	2	4
36	Jordan Crook	7	2	1	3
58	Jashaud Stewart	4	1	2	3	.	.	.	1	1
11	LaDarrius Bishop	2	1	1	2
37	Eric Thomas Jr.	7	.	2	2
48	Eli Stein	7	2	.	2
14	Bryce Stephens	7	1	1	2
89	Nathan Bax	7	.	1	1
11	Sam Mbake	6	1	.	1
16	Keuan Parker	3	.	1	1
31	Max Fletcher	6	1	.	1
0	Aj Green	7	1	.	1
23	Dorian Gerald	4	1
Totals		7	217	262	479	37-187	21-152	4-48	25	28	5--3	11	0	1
Opponents		7	260	330	590	34-127	11-78	3-8	21	9	6-15	6	0	0

GAME 8: AUBURN

ARKANSAS INDIVIDUAL GAME HIGHS

RUSHES	24	Raheim Sanders vs South Carolina (09/10/2022)
YARDS RUSHING	175	Raheim Sanders at BYU (10/15/2022)
TD RUSHES	2	Raheim Sanders at BYU (10/15/2022)
	2	Raheim Sanders vs South Carolina (09/10/2022)
LONG RUSH	64	Raheim Sanders at BYU (10/15/2022)
PASS ATTEMPTS	40	KJ Jefferson at BYU (10/15/2022)
PASS COMPLETIONS	29	KJ Jefferson at BYU (10/15/2022)
YARDS PASSING	385	KJ Jefferson vs Missouri St. (09/17/2022)
TD PASSES	5	KJ Jefferson at BYU (10/15/2022)
LONG PASS	73	KJ Jefferson vs Missouri St. (09/17/2022)
RECEPTIONS	8	Matt Landers at BYU (10/15/2022)
YARDS RECEIVING	123	Matt Landers vs Missouri St. (09/17/2022)
TD RECEPTIONS	3	Matt Landers at BYU (10/15/2022)
LONG RECEPTION	73	Raheim Sanders vs Missouri St. (09/17/2022)
PUNTS	8	Max Fletcher vs Alabama (10/01/2022)
PUNTING AVG	62.0	Reid Bauer at BYU (10/15/2022)
LONG PUNT	62	Reid Bauer at BYU (10/15/2022)
PUNTS INSIDE 20	2	Max Fletcher vs Texas A&M (N) (09/24/2022)
	2	Max Fletcher vs South Carolina (09/10/2022)
LONG PUNT RETURN	82	Bryce Stephens vs Missouri St. (09/17/2022)
LONG KICKOFF RETURN	34	AJ Green vs Missouri St. (09/17/2022)
	34	Bumper Pool vs South Carolina (09/10/2022)
TACKLES	16	Drew Sanders at Mississippi St. (10/08/2022)
SACKS	2.5	Jordan Domineck vs Missouri St. (09/17/2022)
TACKLES FOR LOSS	3	Drew Sanders vs South Carolina (09/10/2022)

ARKANSAS TEAM GAME HIGHS

RUSHES	65	South Carolina (09/10/2022)
YARDS RUSHING	295	South Carolina (09/10/2022)
YARDS PER RUSH	6.6	at BYU (10/15/2022)
TD RUSHES	5	South Carolina (09/10/2022)
PASS ATTEMPTS	40	at BYU (10/15/2022)
PASS COMPLETIONS	29	at BYU (10/15/2022)
YARDS PASSING	385	Missouri St. (09/17/2022)
YARDS PER PASS	12.4	Missouri St. (09/17/2022)
TD PASSES	5	at BYU (10/15/2022)
TOTAL PLAYS	86	South Carolina (09/10/2022)
TOTAL OFFENSE	644	at BYU (10/15/2022)
YARDS PER PLAY	8.9	Missouri St. (09/17/2022)
POINTS	52	at BYU (10/15/2022)
SACKS BY	8	Missouri St. (09/17/2022)
FIRST DOWNS	34	at BYU (10/15/2022)
PENALTIES	10	at Mississippi St. (10/08/2022)
	10	South Carolina (09/10/2022)
PENALTY YARDS	121	South Carolina (09/10/2022)
TURNOVERS	3	Missouri St. (09/17/2022)
PUNTS	8	Alabama (10/01/2022)
PUNTING AVG	62.0	at BYU (10/15/2022)
LONG PUNT	62	at BYU (10/15/2022)
PUNTS INSIDE 20	2	vs Texas A&M (N) (09/24/2022)
	2	South Carolina (09/10/2022)
LONG PUNT RETURN	82	Missouri St. (09/17/2022)

GAME 8: AUBURN

OPPONENT INDIVIDUAL GAME HIGHS

RUSHES	19	Devon Achane vs Texas A&M (N) (09/24/2022)
YARDS RUSHING	206	Jahmyr Gibbs vs Alabama (10/01/2022)
TD RUSHES	2	Puka Nacua at BYU (10/15/2022)
	2	Dillon Johnson at Mississippi St. (10/08/2022)
	2	Jahmyr Gibbs vs Alabama (10/01/2022)
LONG RUSH	77	Jalen Milroe vs Alabama (10/01/2022)
PASS ATTEMPTS	49	Will Rogers at Mississippi St. (10/08/2022)
PASS COMPLETIONS	32	Will Rogers at Mississippi St. (10/08/2022)
YARDS PASSING	406	Will Rogers at Mississippi St. (10/08/2022)
TD PASSES	3	Jaren Hall at BYU (10/15/2022)
	3	Will Rogers at Mississippi St. (10/08/2022)
LONG PASS	64	Spencer Rattler vs South Carolina (09/10/2022)
RECEPTIONS	11	Joquavius Marks at Mississippi St. (10/08/2022)
YARDS RECEIVING	189	Antwane Wells Jr. vs South Carolina (09/10/2022)
TD RECEPTIONS	1	Puka Nacua at BYU (10/15/2022)
	1	Isaac Rex at BYU (10/15/2022)
	1	Kody Epps at BYU (10/15/2022)
	1	Caleb Ducking at Mississippi St. (10/08/2022)
	1	Austin Williams at Mississippi St. (10/08/2022)
	1	Jaden Walley at Mississippi St. (10/08/2022)
	1	Jojo Earle vs Alabama (10/01/2022)
	1	Kobe Prentice vs Alabama (10/01/2022)
	1	Evan Stewart vs Texas A&M (N) (09/24/2022)
	1	Ty Scott vs Missouri St. (09/17/2022)
	1	Antwane Wells Jr. vs South Carolina (09/10/2022)
	1	Leonard Taylor vs Cincinnati (09/03/2022)
	1	Nick Mardner vs Cincinnati (09/03/2022)
LONG RECEPTION	64	Antwane Wells Jr. vs South Carolina (09/10/2022)
FIELD GOALS	2	Jose Pizano vs Missouri St. (09/17/2022)
LONG FIELD GOALS	31	Randy Bond vs Texas A&M (N) (09/24/2022)
	31	Jose Pizano vs Missouri St. (09/17/2022)
PUNTS	8	Grant Burkett vs Missouri St. (09/17/2022)
PUNTING AVG	47.5	Grant Burkett vs Missouri St. (09/17/2022)
LONG PUNT	64	Grant Burkett vs Missouri St. (09/17/2022)
PUNTS INSIDE 20	3	Grant Burkett vs Missouri St. (09/17/2022)
LONG PUNT RETURN	45	Kool-Aid McKinstry vs Alabama (10/01/2022)
LONG KICKOFF RETURN	33	Lideatrick Griffin at Mississippi St. (10/08/2022)
TACKLES	13	Antonio Johnson vs Texas A&M (N) (09/24/2022)
SACKS	1	Jack Harris at Mississippi St. (10/08/2022)
	1	Tyrus Wheat at Mississippi St. (10/08/2022)
	1	Jaylen Moody vs Alabama (10/01/2022)
	1	Jaheim Oatis vs Alabama (10/01/2022)
	1	Chris Russell Jr. vs Texas A&M (N) (09/24/2022)
	1	Shemar Stewart vs Texas A&M (N) (09/24/2022)
	1	Jordan Strachan vs South Carolina (09/10/2022)
	1	Jordan Burch vs South Carolina (09/10/2022)
	1	Jaquan Sheppard vs Cincinnati (09/03/2022)
	1	Ivan Pace Jr. vs Cincinnati (09/03/2022)
TACKLES FOR LOSS	3.5	Ivan Pace Jr. vs Cincinnati (09/03/2022)
INTERCEPTIONS	1	Emmanuel Forbes at Mississippi St. (10/08/2022)
	1	Jackie Matthews at Mississippi St. (10/08/2022)
	1	Tahj Chambers vs Missouri St. (09/17/2022)

OPPONENT TEAM GAME HIGHS

RUSHES	42	Alabama (10/01/2022)
YARDS RUSHING	317	Alabama (10/01/2022)
YARDS PER RUSH	7.5	Alabama (10/01/2022)
TD RUSHES	5	Alabama (10/01/2022)
PASS ATTEMPTS	49	at Mississippi St. (10/08/2022)
PASS COMPLETIONS	32	at Mississippi St. (10/08/2022)
YARDS PASSING	406	at Mississippi St. (10/08/2022)
YARDS PER PASS	10.8	Alabama (10/01/2022)
TD PASSES	3	at BYU (10/15/2022)
	3	at Mississippi St. (10/08/2022)
TOTAL PLAYS	85	at Mississippi St. (10/08/2022)
TOTAL OFFENSE	568	at Mississippi St. (10/08/2022)
YARDS PER PLAY	8.7	Alabama (10/01/2022)
POINTS	49	Alabama (10/01/2022)
SACKS BY	3	Alabama (10/01/2022)
FIRST DOWNS	33	at Mississippi St. (10/08/2022)
PENALTIES	10	Cincinnati (09/03/2022)
	10	Alabama (10/01/2022)
PENALTY YARDS	101	Alabama (10/01/2022)
TURNOVERS	3	at BYU (10/15/2022)
	3	South Carolina (09/10/2022)
PUNTS	8	Missouri St. (09/17/2022)
PUNTING AVG	47.5	Missouri St. (09/17/2022)
LONG PUNT	64	Missouri St. (09/17/2022)
PUNTS INSIDE 20	3	Missouri St. (09/17/2022)
LONG PUNT RETURN	45	Alabama (10/01/2022)

GAME 8: AUBURN

ARKANSAS 3RD-DOWN CONVERSIONS

Date	Opponent	Score	Overall	1st Qtr	2nd Qtr	3rd Qtr	4th Qtr	Overtime
09/03/2022	Cincinnati	W 31-24	8-16 50.0	0-2 0.0	4-7 57.1	2-3 66.7	2-4 50.0	0-0 0.0
09/10/2022	South Carolina	W 44-30	9-16 56.3	3-4 75.0	1-3 33.3	3-5 60.0	2-4 50.0	0-0 0.0
09/17/2022	Missouri St.	W 38-27	5-13 38.5	0-2 0.0	2-4 50.0	2-6 33.3	1-1 100.0	0-0 0.0
09/24/2022	vs Texas A&M	L 21-23	6-15 40.0	2-4 50.0	2-5 40.0	0-2 0.0	2-4 50.0	0-0 0.0
10/01/2022	Alabama	L 26-49	5-17 29.4	0-3 0.0	1-3 33.3	3-5 60.0	1-6 16.7	0-0 0.0
10/08/2022	at Mississippi St.	L 17-40	8-16 50.0	2-4 50.0	1-3 33.3	3-5 60.0	2-4 50.0	0-0 0.0
10/15/2022	at BYU	W 52-35	12-15 80.0	2-3 66.7	5-6 83.3	3-3 100.0	2-3 66.7	0-0 0.0
Arkansas			53-108 49.1	9-22 40.9	16-31 51.6	16-29 55.2	12-26 46.2	0-0 0.0
Opponents			43-96 44.8	14-27 51.9	8-26 30.8	11-22 50.0	10-21 47.6	0-0 0.0

ARKANSAS 4TH-DOWN CONVERSIONS

Date	Opponent	Score	Overall	1st Qtr	2nd Qtr	3rd Qtr	4th Qtr	Overtime
09/03/2022	Cincinnati	W 31-24	0-0 0.0	0-0 0.0	0-0 0.0	0-0 0.0	0-0 0.0	0-0 0.0
09/10/2022	South Carolina	W 44-30	2-3 66.7	1-1 100.0	1-1 100.0	0-1 0.0	0-0 0.0	0-0 0.0
09/17/2022	Missouri St.	W 38-27	1-2 50.0	1-1 100.0	0-1 0.0	0-0 0.0	0-0 0.0	0-0 0.0
09/24/2022	vs Texas A&M	L 21-23	2-2 100.0	0-0 0.0	1-1 100.0	0-0 0.0	1-1 100.0	0-0 0.0
10/01/2022	Alabama	L 26-49	0-1 0.0	0-0 0.0	0-0 0.0	0-0 0.0	0-1 0.0	0-0 0.0
10/08/2022	at Mississippi St.	L 17-40	0-3 0.0	0-1 0.0	0-0 0.0	0-1 0.0	0-1 0.0	0-0 0.0
10/15/2022	at BYU	W 52-35	0-1 0.0	0-0 0.0	0-0 0.0	0-0 0.0	0-1 0.0	0-0 0.0
Arkansas			5-12 41.7	2-3 66.7	2-3 66.7	0-2 0.0	1-4 25.0	0-0 0.0
Opponents			7-13 53.8	2-2 100.0	4-7 57.1	1-2 50.0	0-2 0.0	0-0 0.0

ARKANSAS TIME OF POSSESSION

Date	Opponent	Score	Overall	1st Qtr	2nd Qtr	3rd Qtr	4th Qtr	Overtime
09/03/2022	Cincinnati	W 31-24	28:36	04:19	08:36	06:27	09:14	00:00
09/10/2022	South Carolina	W 44-30	34:38	05:38	11:03	05:11	12:46	00:00
09/17/2022	Missouri St.	W 38-27	24:09	03:40	06:08	08:10	06:11	00:00
09/24/2022	vs Texas A&M	L 21-23	31:30	07:30	10:51	03:20	09:49	00:00
10/01/2022	Alabama	L 26-49	33:22	06:46	06:38	10:28	09:30	00:00
10/08/2022	at Mississippi St.	L 17-40	24:19	04:39	05:03	06:56	07:41	00:00
10/15/2022	at BYU	W 52-35	31:13	05:56	10:15	04:31	10:31	00:00
Arkansas			Total	207:47	38:28	58:34	45:03	65:42
			Avg.	29:41	05:30	08:22	06:26	09:23
Opponents			Total	213:09	58:09	55:45	46:37	52:38
			Avg.	30:27	08:18	07:58	06:40	07:31

GAME 8: AUBURN

ARKANSAS PASSING GAME-BY-GAME STATISTICS

#1 KJ Jefferson	Comp	Att	Int	Pct	Yards	TD	Long	Sacked	Effic.
Cincinnati	18	26	0	69.2	223	3	32	2-19	179.4
South Carolina	18	21	0	85.7	162	1	23	2-12	166.2
Missouri St.	19	31	1	61.3	385	2	73	0-0	180.5
Texas A&M	12	19	0	63.2	171	2	56	1-7	173.5
Alabama	13	24	0	54.2	155	1	36	3-24	122.2
BYU	29	40	0	72.5	367	5	39	0-0	190.8
Totals	109	161	1	67.7	1463	14	73	8-62	171.5

#4 Malik Hornsby	Comp	Att	Int	Pct	Yards	TD	Long	Sacked	Effic.
Mississippi St.	8	17	2	47.1	234	1	68	1-2	158.6
Totals	8	17	2	47.1	234	1	68	1-2	158.6

#10 Cade Fortin	Comp	Att	Int	Pct	Yards	TD	Long	Sacked	Effic.
Alabama	4	10	0	40.0	35	0	16	0-0	69.4
Mississippi St.	2	6	0	33.3	8	0	6	1-9	44.5
Totals	6	16	0	37.5	43	0	16	1-9	60.1

ARKANSAS RUSHING/RECEIVING GAME-BY-GAME STATISTICS

Rushing

Player	No-Yds/TD	UC	USC	MOST	TA&M	Bama	MSU	BYU
Raheim Sanders	140-870/7	20-117/0	24-156/2	22-167/1	17-68/0	22-101/1	20-86/1	15-175/2
KJ Jefferson	91-344/4	18-62/1	19-67/1	9-40/1	18-105/1	17-38/0	DNP	10-32/0
AJ Green	45-182/2	3-18/0	9-43/1	2-2/0	9-36/0	5-18/1	6-14/0	11-51/0
Rashod Dubinion	29-108/1	2-16/0	8-15/1	2-6/0	2-17/0	4-10/0	7-28/0	4-16/0
Malik Hornsby	12-135/0	1-13/0	1-8/0	DNP	1-0/0	DNP	8-114/0	1-0/0
Dominique Johnson	8-43/0	DNP	DNP	DNP	5-32/0	2-11/0	1-0/0	-
Jadon Haselwood	6-9/0	1--2/0	2-5/0	-	1--5/0	-	1-8/0	1-3/0
Cade Fortin	2-0/0	DNP	DNP	DNP	DNP	1-9/0	1--9/0	DNP
Matt Landers	1-6/0	-	1-6/0	-	-	-	-	-

Receiving

Player	No-Yds/TD	UC	USC	MOST	TA&M	Bama	MSU	BYU
Jadon Haselwood	31-406/2	3-42/1	5-30/0	5-86/1	5-56/0	6-37/0	3-113/0	4-42/0
Matt Landers	25-360/3	3-43/0	4-45/0	7-123/0	1-19/0	2-31/0	-	8-99/3
Trey Knox	16-220/3	6-75/2	1-5/0	3-30/0	1-8/0	1-36/0	-	4-66/1
Raheim Sanders	15-189/1	3-12/0	3-30/0	2-75/1	-	2-19/0	4-49/0	1-4/0
Ketron Jackson Jr.	11-227/2	-	1-7/0	1-64/0	1-32/1	4-48/1	1-21/0	3-55/0
Warren Thompson	9-129/2	2-22/0	3-36/1	1-7/0	2-57/1	DNP	-	1-7/0
Rashod Dubinion	6-83/1	1-29/0	-	-	-	1-14/0	-	4-40/1
Bryce Stephens	3-66/1	-	-	-	-	-	2-59/1	1-7/0
AJ Green	2-45/0	-	-	-	-	-	-	2-45/0
Malik Hornsby	2-8/0	-	1-9/0	DNP	1--1/0	DNP	-	-
Nathan Bax	2-5/0	-	-	-	1-0/0	1-5/0	-	-
Jaedon Wilson	1-2/0	DNP	-	-	DNP	-	-	1-2/0

ARKANSAS RETURNS GAME-BY-GAME STATISTICS

Punt Returns

Player	No-Yds	UC	USC	MOST	TA&M	Bama	MSU	BYU
Bryce Stephens	10-127	1-3	2-10	3-105	2--1	1-13	1--3	-

Kick Returns

Player	No-Yds	UC	USC	MOST	TA&M	Bama	MSU	BYU
AJ Green	3-48	1-16	-	1-34	-	-	1--2	-
Bumper Pool	1-34	-	1-34	-	-	-	-	-

Interceptions Returns

Player	No-Yds	UC	USC	MOST	TA&M	Bama	MSU	BYU
Dwight McGlothern	3-48	1-51	1-0	-	-	1--3	-	-
Hudson Clark	1-0	-	-	-	-	-	-	1-0

Fumble Returns

Player	No-Yds	UC	USC	MOST	TA&M	Bama	MSU	BYU
Hudson Clark	2--5	-	1--5	-	-	-	-	1-0
Jordan Domineck	1-2	1-2	-	-	-	-	-	-
Latavious Brini	1-0	-	-	-	-	-	-	1-0
Chris Paul Jr.	1-0	-	1-0	-	-	-	-	-

ARKANSAS TACKLES FOR LOSS GAME-BY-GAME STATISTICS

Player	UA-A	Total	UC	USC	MOST	TA&M	Bama	MSU	BYU
Drew Sanders	7-1	7.5	1.0-6	3.0-14	2.0-10	0.5-4	1.0-4	-	-
Jordan Domineck	4-1	4.5	1.0-10	1.0-10	2.5-15	-	-	-	-
Zach Williams	3-2	4.0	1.5-8	-	2.0-15	0.5-4	-	-	-
Bumper Pool	3-1	3.5	1.0-2	1.0-15	-	-	1.5-2	-	-
Chris Paul Jr.	3-0	3.0	-	2.0-12	-	-	-	-	1.0-1
Jayden Johnson	2-1	2.5	-	1.0-6	1.5-7	-	-	-	DNP
Landon Jackson	1-3	2.5	0.5-6	-	1.0-6	1.0-10	-	-	-
Myles Slusher	2-0	2.0	1.0-1	DNP	DNP	1.0-4	-	DNP	DNP
Eric Gregory	2-0	2.0	-	-	-	2.0-5	-	-	-
Terry Hampton	1-1	1.5	1.0-1	-	-	-	0.5-1	-	-
Cameron Ball	1-0	1.0	-	-	-	-	-	-	1.0-2
Latavious Brini	1-0	1.0	-	-	-	-	-	-	1.0-2
Simeon Blair	1-0	1.0	1.0-1	-	-	-	-	-	-
Hudson Clark	1-0	1.0	-	-	-	-	1.0-3	-	-

ARKANSAS SACKS GAME-BY-GAME STATISTICS

Player	UA-A	Total	UC	USC	MOST	TA&M	Bama	MSU	BYU
Drew Sanders	6-1	6.5	1-6	2-12	2-10	0.5-4	1-4	-	-
Jordan Domineck	4-1	4.5	1-10	1-10	2.5-15	-	-	-	-
Zach Williams	2-2	3	0.5-6	-	2-15	0.5-4	-	-	-
Landon Jackson	1-3	2.5	0.5-6	-	1-6	1-10	-	-	-
Jayden Johnson	1-1	1.5	-	1-6	0.5-2	-	-	-	DNP
Bumper Pool	1-0	1	-	1-15	-	-	-	-	-
Chris Paul Jr.	1-0	1	-	1-8	-	-	-	-	-
Eric Gregory	1-0	1	-	-	-	1-3	-	-	-

ARKANSAS TOTAL TACKLES GAME-BY-GAME STATISTICS

Player	S-A	Total	UC	USC	MOST	TA&M	Bama	MSU	BYU
Bumper Pool	26-40	66	4-9	3-4	2-7	5-2	6-4	3-11	3-3
Drew Sanders	26-37	63	3-2	8-3	5-6	0-4	6-6	3-13	1-3
Simeon Blair	21-20	41	3-4	2-3	9-1	1-2	3-6	3-2	0-2
Latavious Brini	15-15	30	2-3	3-1	1-4	1-3	0-1	2-3	6-0
Hudson Clark	12-16	28	2-1	2-1	-	1-0	1-1	2-6	4-7
Chris Paul Jr.	12-11	23	1-4	5-0	1-1	0-1	0-2	3-2	2-1
Jordan Domineck	11-11	22	1-1	1-0	4-3	2-1	1-1	1-4	1-1
Jayden Johnson	11-10	21	1-1	3-0	2-3	3-3	2-1	0-2	DNP
Dwight McGlothorn	17-3	20	3-1	3-1	1-0	2-0	1-0	2-1	5-0
Khari Johnson	6-13	19	-	1-2	1-3	1-0	2-0	1-8	DNP
Zach Williams	5-14	19	1-1	0-1	2-3	0-1	1-3	0-3	1-2
Landon Jackson	8-9	17	2-3	-	2-2	2-1	1-1	1-2	-
Terry Hampton	4-12	16	2-1	0-2	0-2	1-0	0-3	0-3	1-1
Cameron Ball	3-12	15	1-1	0-2	0-2	-	0-1	0-5	2-1
Trent Gordon	5-7	12	-	-	-	-	-	1-4	4-3
Myles Slusher	8-2	10	3-0	DNP	DNP	4-2	1-0	DNP	DNP
Isaiah Nichols	5-4	9	-	3-0	1-1	0-2	-	1-0	0-1
Eric Gregory	3-6	9	-	0-1	-	2-1	0-3	-	1-1
Jalen Catalon	5-3	8	5-3	DNP	DNP	DNP	DNP	DNP	DNP
Malik Chavis	2-6	8	-	-	1-0	0-1	0-1	1-3	0-1
Jackson Woodard	2-2	4	0-1	-	-	-	1-0	0-1	1-0
Jordan Crook	2-1	3	-	2-0	-	-	-	0-1	-
Jashaud Stewart	1-2	3	0-1	0-1	DNP	DNP	DNP	1-0	-
Eli Stein	2-0	2	1-0	-	-	-	-	-	1-0
LaDarrius Bishop	1-1	2	1-0	0-1	DNP	DNP	DNP	DNP	DNP
Bryce Stephens	1-1	2	-	-	-	-	-	1-1	-
Eric Thomas Jr.	0-2	2	0-1	0-1	-	-	-	-	-
AJ Green	1-0	1	-	-	-	-	-	1-0	-
Max Fletcher	1-0	1	-	-	1-0	-	-	-	DNP
Sam Mbake	1-0	1	DNP	-	1-0	-	-	-	-
Nathan Bax	0-1	1	-	-	-	-	-	0-1	-
Keuan Parker	0-1	1	-	DNP	DNP	DNP	DNP	-	0-1

ARKANSAS FUMBLES GAME-BY-GAME STATISTICS

Fumbles

Player	No-Lost	UC	USC	MOST	TA&M	Bama	MSU	BYU
KJ Jefferson	4-3	2-1	-	1-1	1-1	-	DNP	-
Raheim Sanders	2-2	-	-	1-1	-	-	-	1-1
AJ Green	1-0	-	-	-	-	-	1-0	-
Rashod Dubinion	1-1	-	-	-	-	1-1	-	-
Jadon Haselwood	1-0	1-0	-	-	-	-	-	-
Bryce Stephens	1-0	-	-	-	1-0	-	-	-

Fumbles Forced

Player	Number	UC	USC	MOST	TA&M	Bama	MSU	BYU
Drew Sanders	3	-	2	-	-	-	-	1
Hudson Clark	2	1	-	-	-	1	-	-
Dwight McGlothorn	1	-	-	-	-	-	-	1
Latavious Brini	1	-	1	-	-	-	-	-
Jayden Johnson	1	-	1	-	-	-	-	DNP
Jordan Domineck	1	1	-	-	-	-	-	-
Chris Paul Jr.	1	-	1	-	-	-	-	-
Landon Jackson	1	-	-	-	1	-	-	-

Fumbles Recovered

Player	Number	UC	USC	MOST	TA&M	Bama	MSU	BYU
Hudson Clark	2	-	1	-	-	-	-	1
Latavious Brini	1	-	-	-	-	-	-	1
Jordan Domineck	1	1	-	-	-	-	-	-
Chris Paul Jr.	1	-	1	-	-	-	-	-

WEEKLY MEDIA SCHEDULE: AUBURN

23 SUN	24 MON	25 TUES	26 WED	27 THURS	28 FRI	29 SAT
No media availability	Noon Presser: Coach Pittman 4 p.m. Practice Viewing	4 p.m. Practice Viewing 6:15 p.m. Zoom: Student-Athletes	10:40 a.m. SEC Teleconference 2 p.m. Zoom: Coach Pittman	No media availability	No media availability	Gameday Auburn Kickoff - 11 a.m. TV - SEC Network Postgame Presser Coach Pittman & Student-Athletes

ARKANSAS COMMUNICATIONS



KYLE PARKINSON

Associate AD/Communications

Cell(479) 387-4753

Email.....kparkin@uark.edu

Twitter.....@TheOtherKP



OLIVER GRIGG

Assistant Director/Communications

Cell(479) 502-6577

Email.....ogrigg@uark.edu

Twitter.....@Oliver_Grigg



GRACE TAFOLLA

Assistant Director/Communications

Cell(479) 684-9591

Email.....gtafolla@uark.edu

Twitter.....@GraceTafolla

Office: (479) 575-2751

Fax: (479) 575-7481

Fayetteville Press Box: (479) 575-6622

Little Rock Press Box: (501) 663-0514

GAME CREDENTIAL REQUESTS

All requests for media and/or photo credentials must be made online at SportsSystems.com/Arkansas. Requests should be made at least 10 days in advance. Credentials must be requested and will be granted on a game-by-game basis only. No multi-game or full season credentials will be issued.

Credentials will not be mailed. They may be picked up beginning three hours prior to kickoff at the media will call station at the base of the elevator at both Donald W. Reynolds Razorback Stadium in Fayetteville and War Memorial Stadium in Little Rock. Photo identification is required when picking up credentials.

ARKANSAS FTP SITE

An FTP site is available for members of the media. For more information concerning the FTP site, contact Michelle Glover (mlglover@uark.edu).

COLLEGEPRESSBOX.COM

CollegePressBox.com is the official media website for SEC football. Access and download weekly game notes, quotes, statistics, media guides, headshots, logos, flip cards and more for each of the SEC's members. Login information will be distributed to accredited media or you can apply for a password by sending an email to password@collegepressbox.com.

SEC WEEKLY TELECONFERENCE

In conjunction with the Southeastern Conference, head coach Sam Pittman will participate each week in the league's teleconference of football coaches. The teleconferences will be conducted every Wednesday from Aug. 31 to Nov. 16 from 10 a.m. CT to 12:30 p.m. CT. Accredited media members only may access the broadcast-quality teleconference. Callers may participate in the question-and-answer session with an individual coach or all SEC coaches. For more information and the teleconference number, contact the SEC Media Relations Office at (205) 458-3000.

10:00 a.m. Brian Kelly, LSU
10:10 a.m. Kirby Smart, Georgia
10:20 a.m. Billy Napier, Florida
10:30 a.m. OPEN
10:40 a.m. Sam Pittman, Arkansas
10:50 a.m. Josh Heupel, Tennessee
11:00 a.m. Nick Saban, Alabama
11:10 a.m. Shane Beamer, South Carolina
11:20 a.m. Elijah Drinkwitz, Missouri
11:30 a.m. Jimbo Fisher, Texas A&M
11:40 a.m. Mark Stoops, Kentucky
11:50 a.m. Mike Leach, Mississippi State
12:00 p.m. Lane Kiffin, Ole Miss
12:10 p.m. Bryan Harsin, Auburn
12:20 p.m. Clark Lea, Vanderbilt

SAM PITTMAN LIVE

"Sam Pittman Live," Coach Pittman's weekly radio show presented by Lindsey and Westrock Coffee Company airs on Wednesday nights starting at 7 p.m. For the 14th straight year, the one-hour radio show will be broadcast live from the Catfish Hole. The show will be carried throughout the state of Arkansas on the Razorback Sports Network and locally in Fayetteville on 105.3 FM, 99.5, 92.1 FM and 1290 AM.

RAZORBACK FOOTBALL WITH SAM PITTMAN

"Razorback Football with Sam Pittman" is the official television coach's show of Razorback football. The one-hour show will air statewide and throughout the region on numerous television affiliates. A total of 12 shows will air throughout the season on the following stations: KATV (Sunday's at 10:30 p.m.), KFSM (Sunday at 10:30 p.m.) and KNXW (Sunday at 9:30 p.m.). The show will also be available regionally on Cox Sports Television on Wednesdays at 6 p.m. and Fox Sports Southwest on Tuesdays at 4 p.m.

RADIO AFFILIATES

Batesville.....	KWOZ-FM	103.3
Camden.....	KCCY-FM	95.3
Camden.....	KAMD-FM	97.1
Crossett.....	KAGH-FM.....	104.9
Crossett.....	KAGH-AM	800
DeQueen.....	KDQN-FM	92.1
DeWitt.....	KDEW-FM	97.3
El Dorado.....	KMRX-FM	96.1
Fayetteville.....	KQSM-FM	92.1
Fayetteville.....	KAKS-FM.....	99.5
Fayetteville.....	K237GR.....	95.3
Forrest City.....	KBFC-FM.....	93.5
Fort Smith.....	KERX-FM	95.3
Glenwood.....	KHGZ-FM.....	98.9
Glenwood.....	KHGZ-AM	670
Hot Springs/Mena.....	KTTG-FM	96.3
Jonesboro.....	KEGI-FM	100.5
Joplin, Mo.	KHST-FM	101.7
Little Rock.....	KABZ-FM	103.7
Magnolia.....	KZHE-FM	100.5
Marshall.....	KBCN-FM.....	104.3
Mena.....	KENA-FM.....	104.1
Monett, Mo.	KKBL-FM	95.9
Monticello.....	KGPO-FM.....	99.9
Morrilton.....	KCON-FM.....	99.3
Mountain Home.....	KOMT-FM	93.5
Ozark.....	KDYN-FM.....	96.7
Ozark.....	KDYN-AM	1540
Searcy.....	KRZS-FM	99.1
Texarkana.....	KKTK-AM.....	1400
Tulsa, Okla.	KYAL-FM	99.9
Tulsa, Okla.	KYAL-AM.....	1550
Wynne.....	KWYN-FM.....	92.5