



Friday, November 25, 2022 • 2:30 p.m. • CBS • Faurot Field at Memorial Stadium (61,620) • Columbia, Mo.

CBS

Tom McCarthy (play-by-play)
Rick Neuheisel (analyst)
Sherree Burruss (reporter)

RAZORBACK/LEARFIELD RADIO NETWORK

Chuck Barrett (play-by-play)
Quinn Grovey (analyst)
Geno Bell (reporter)

SIRIUS XM RADIO

Channel 387
App 977

COACHING STAFF

ON THE FIELD (Year at Arkansas)

Sam Pittman - Head Coach (3rd)
Barry Odom - Assoc. HC/Def. Coordinator/Safeties (3rd)
Scott Fountain - Asst. HC/Special Teams Coordinator (3rd)
Kendal Briles - Offensive Coordinator/Quarterbacks (3rd)
Deke Adams - Defensive Line (1st)
Dominique Bowman - Cornerbacks (1st)
Kenny Guiton - Wide Receivers (2nd)
Cody Kennedy - Offensive Line (2nd)
Michael Scherer - Linebackers (2nd)
Jimmy Smith - Running Backs (3rd)

IN THE BOOTH

Dowell Loggains - Tight Ends (2nd)

FOUR DOWNS

37

>>>>>>

The Hogs lead the SEC and are tied for fourth nationally in sacks (37), the most by an Arkansas team since 2010 (37 sacks in 13 games). LB Drew Sanders' 8.5 sacks are the most among all SEC defenders this season.

100

>>>>>>

Arkansas has had a 100-yard rusher in 10 of its last 12 games dating back to the 2021 season. RB Raheim Sanders is responsible for seven of those 10 100-yard rushing performances since 2021.

200

>>>>>>

Arkansas has rushed for 200 yards in an SEC-leading eight games this season. The Razorbacks are averaging 233.5 rushing yards per game, which ranks second in the SEC and eighth nationally.

1,379

>>>>>>

RB Raheim Sanders ranks second in the SEC and is eighth nationally in rushing yards (1,379) this year. He is one of only two SEC rushers to eclipse the 1,000-yard mark on the ground this season.



ARKANSAS
VS.
MISSOURI



ARKANSAS RAZORBACKS (6-5, 3-4 SEC)

AP/Coaches/CFP Poll: RV/NR/TBA

Head Coach: Sam Pittman (Pittsburg State, '86)

Career Record: 18-16 (3rd season)

Record at Arkansas: Same

MISSOURI TIGERS (5-5, 2-5 SEC)

AP/Coaches/CFP Poll: NR/NR/TBA

Head Coach: Eli Drinkwitz (Arkansas Tech, '05)

Career Record: 28-19 (4th season)

Record at Missouri: 16-18 (3rd season)

THE RUNDOWN

• The Razorbacks, bowl eligible for the third straight year, wrap up the regular season this weekend, traveling to Columbia, Mo., for this year's edition of the Battle Line Rivalry. Kickoff between Arkansas and Missouri is set for 2:30 p.m. Friday, Nov. 25, at Faurot Field on CBS.

• Arkansas heads into this weekend's clash having never won a game played in Columbia. The Hogs' last road win against the Tigers came in 1944, when Arkansas, led by head coach Glen Rose, defeated Missouri, 7-6, in St. Louis.

• With last weekend's win over Ole Miss, Arkansas reached the six-win mark for the second straight season and is headed to a bowl game for the third season in a row. Sam Pittman is the fourth Arkansas head coach in history to lead the Razorbacks to a bowl game in each of his first three seasons, joining Lou Holtz (1977-79), Ken Hatfield (1984-86) and Houston Nutt (1998-00).

• QB KJ Jefferson does his damage through the air and on the ground. Jefferson has completed 165-of-244 passes (67.6%) for 2,149 yards and 20 touchdowns with just three interceptions while rushing for 472 yards and six scores in eight games. Despite missing two contests, Jefferson, who has eight career games with both a passing and rushing touchdown, is one of two SEC quarterbacks with 20 passing touchdowns and five or more rushing scores this season.

• RB Raheim 'Rocket' Sanders is the Hogs' leading rusher through 11 games, totaling 1,379 yards and 10 scores on 209 carries (6.6 avg.). Sanders, who ranks second in the SEC in rushing yards (1,379) and rushing yards per game (125.4), also has 25 catches for 249 yards and a touchdown to lead the SEC in total all-purpose yards (1,628) this season.

• WR Matt Landers, a transfer from Toledo, has recorded 40 catches for a team-leading 701 yards and a team-high six touchdowns through 11 contests, including a pair of multi-touchdown games this season. Landers' 701 receiving yards are the most by an Arkansas pass catcher not named WR Treyton Burks since WR Drew Morgan tallied 739 receiving yards in 13 games during the 2016 campaign.

• LB Drew Sanders has emerged as one of the top defensive playmakers in college football this season, racking up 96 total tackles with a team-leading 12.5 tackles for loss and a team-high 8.5 sacks through 11 games. His 8.5 sacks are the most by a Razorback defender since DE Chris Smith totaled 8.5 sacks in 2013, tied for eighth most in a season in school history. Sanders currently leads the SEC in sacks, sitting a half-sack ahead of Alabama LB Will Anderson Jr. (8.0).

PASSING

165/244 (67.6%)

2,149 YDS

20 TD/3 INT



KJ JEFFERSON

RUSHING

209 ATT

1,379 YDS

10 TD



RAHEIM SANDERS

RECEIVING

40 REC

701 YDS

6 TD



MATT LANDERS

TACKLES

96 TOTAL

12.5 TFL

8.5 SACKS



DREW SANDERS



GAME 12: MISSOURI

THE GAME: ARKANSAS vs. MISSOURI

INSIDE THE SERIES

All-Time Record: Missouri leads, 9-4
In Fayetteville: Arkansas leads, 2-1
In Columbia: Missouri leads, 5-0
In Little Rock: Missouri leads, 2-0
In Dallas: Missouri leads, 1-0
In Shreveport: Arkansas leads, 1-0
In St. Louis: Arkansas leads, 1-0
Most points scored by Arkansas: 48 (2020)
Most points scored by Missouri: 50 (2020)
Largest margin of victory by Arkansas: 38 (2018)
Largest margin of victory by Missouri: 25 (2015)
Longest win streak by Arkansas: 1 (2021-pres.)
Longest win streak by Missouri: 5 (2016-20)

SERIES HISTORY

Date	UA/Opp Rank	Site	Result
Nov. 10, 1906		Columbia, Mo.	L, 11-0
Sept. 23, 1944		St. Louis, Mo.	W, 7-6
Sept. 28, 1963	8/NR	Little Rock, Ark.	L, 7-6
Dec. 31, 2003		Shreveport, La.	W, 27-14
Jan. 1, 2008	25/7	Dallas, Texas	L, 38-7
Nov. 28, 2014	NR/17	Columbia, Mo.	L, 21-14
Nov. 27, 2015		Fayetteville, Ark.	W, 28-3
Nov. 25, 2016		Columbia, Mo.	L, 35-24
Nov. 24, 2017		Fayetteville, Ark.	L, 48-45
Nov. 23, 2018		Columbia, Mo.	L, 38-0
Nov. 29, 2019		Little Rock, Ark.	L, 24-14
Dec. 5, 2020		Columbia, Mo.	L, 50-48
Nov. 26, 2021	25/NR	Fayetteville, Ark.	W, 34-17

100-YARD RUSHING GAMES (6)

Player	Date	Rushes	Yards	TDs
Raheim Sanders	10/9/21	17	139	0
Trelon Smith	12/5/20	26	172	3
Rawleigh Williams III	11/25/16	25	117	1
Alex Collins	11/27/15	30	130	3
Darren McFadden	1/1/08	21	105	1
Cedric Cobbs	12/31/03	27	141	1

300-YARD PASSING GAMES (2)

Player	Date	C-A	Yards	TDs
Austin Allen	11/24/17	14-29	313	2
Austin Allen	11/25/16	24-39	348	1

100-YARD RECEIVING GAMES (4)

Player	Date	Rec.	Yards	TDs
Treyton Burks	11/26/21	7	129	1
Treyton Burks	12/5/20	10	206	1
Jordan Jones	11/24/17	2	122	1
Keon Hatcher	11/25/16	3	106	0

TOTALS

100-Yard Rushing Games (Players): 6 (6)
300-Yard Passing Games (Players): 2 (1)
100-Yard Receiving Games (Players): 4 (3)

STATISTICAL BREAKDOWN: ARKANSAS vs. MISSOURI

Arkansas	Rank: SEC (FBS)	Category	Missouri	Rank: SEC (FBS)
31.0	9 (49)	Scoring Offense	25.2	11 (85)
28.7	13 (93)	Scoring Defense	24.8	8 (54)
465.5	5 (19)	Total Offense	362.2	11 (89)
452.4	13 (119)	Total Defense	338.2	4 (31)
233.5	2 (8)	Rushing Offense	152.5	10 (66)
175.5	12 (97)	Rushing Defense	128.5	4 (36)
232.0	7 (66)	Passing Offense	209.6	12 (98)
276.8	12 (118)	Passing Defense	209.7	8 (45)
17.6	11 (106)	Kickoff Return Avg.	14.8	14 (128)
9.9	6 (34)	Punt Return Avg.	13.6	1 (1)
29:28	8 (71)	Time of Possession	33:38	2 (7)
.455	4 (25)	3rd Down Conv. Pct.	.394	9 (65)
.450	13 (120)	3rd Down Conv. Pct. Defense	.333	3 (27)
36.1	13 (110)	Net Punting	37.2	12 (92)
0.09	5 (64)	Turnover Margin	-0.45	12 (105)
8	6 (33)	Fumbles Recovered	6	11 (76)
9	6 (94)	Fumbles Lost	11	11 (116)
7	8 (87)	Passes Intercepted	9	3 (54)
15	7 (74)	Turnovers Gained	15	7 (74)
14	3 (41)	Turnovers Lost	20	12 (106)
156.3	2 (18)	Passing Efficiency	131.0	12 (79)
142.9	13 (106)	Pass Efficiency Defense	124.8	8 (43)
6.7	8 (92)	Fewest Penalties Per Game	7.5	12 (118)
59.1	8 (92)	Fewest Yards Penalized Per Game	62.0	9 (103)
3.4	1 (5)	Sacks	2.4	4 (45)
2.2	9 (74)	Sacks Allowed	1.9	6 (54)
6.0	6 (58)	Tackles for Loss	7.2	1 (15)
6.4	10 (96)	Tackles for Loss Allowed	7.7	14 (120)
260	6 (25)	First Downs	201	12 (98)
245	11 (100)	First Downs Allowed	198	4 (31)
.812	10 (86)	Red Zone Offense	.769	12 (111)
.837	10 (71)	Red Zone Defense	.906	13 (116)

INDIVIDUAL STATS

ARKANSAS						MISSOURI					
Rushing	Att.	Yds.	Avg.	TD		Rushing	Att.	Yds.	Avg.	TD	
Raheim Sanders	209	1,379	6.6	10		Cody Schrader	139	605	4.4	7	
KJ Jefferson	125	472	3.8	6		Brady Cook	107	409	3.8	5	
AJ Green	73	310	4.2	2		Nathaniel Peat	92	399	4.3	2	
Passing	Comp.	Att.	Yds.	TD/INT		Passing	Comp.	Att.	Yds.	TD/INT	
KJ Jefferson	165	244	2,149	20/3		Brady Cook	201	307	2,262	12/7	
Receiving	Rec.	Yds.	Avg.	TD		Receiving	Rec.	Yds.	Avg.	TD	
Jadon Haselwood	52	628	12.1	3		Dominic Lovett	50	716	14.3	3	
Matt Landers	40	701	17.5	6		Barrett Banister	36	403	11.2	0	
Raheim Sanders	25	249	10.0	1		Luther Burden	36	299	8.3	4	
Trey Knox	22	267	12.1	5		Cody Schrader	17	142	8.4	0	
Ketron Jackson Jr.	15	270	18.0	3		Mookie Cooper	16	181	11.3	0	
						Tauskie Dove	15	226	15.1	1	
Punting	No.	Yds.	Avg.	Long		Punting	No.	Yds.	Avg.	Long	
Max Fletcher	32	1,202	37.6	51		Jack Stonehouse	42	1779	42.4	68	
Punt Returns	No.	Yds.	Avg.	TD	Long	Punt Returns	No.	Yds.	Avg.	TD	Long
Bryce Stephens	14	138	9.9	1	82	Luther Burden	11	151	13.7	1	78
Kickoff Returns	No.	Yds.	Avg.	TD	Long	Kickoff Returns	No.	Yds.	Avg.	TD	Long
AJ Green	6	89	14.8	0	34	Kris Abrams-Draine	6	99	16.5	0	23
Scoring	TD	FG	PAT	Total		Scoring	TD	FG	PAT	Points	
Cam Little	-	10-13	41-41	71		Harrison Mevis	-	18-23	29-29	83	
Raheim Sanders	11	-	1	68							
Tackles	UT-AT	TT	TFL	Other		Tackles	UT-AT	TT	TFL	Other	
Drew Sanders	37-59	96	12.5-45	8.5 SK, 3 FF		Jaylon Carlies	49-15	64	4.0-11	1.0 SK, 2 INT	
Bumper Pool	37-57	92	4.5-20	2.0 SK, 3 PBU		Ty'Ron Hopper	44-13	57	11.5-37	2.5 SK, 1 INT	
Simeon Blair	31-29	60	1.0-1	5 PBU		Joseph Charleston	39-13	52	3.5-12	1.0 SK, 1 INT	
Hudson Clark	25-31	56	2.0-5	1 INT, 10 PBU		Martez Manuel	33-12	45	8.0-27	2.0 SK, 1 FF	

GAME 12: MISSOURI

LAST MEETING: ARKANSAS 34, MISSOURI 17

Scoring Summary report
Missouri vs Arkansas (Nov 26, 2021)
Missouri (6-6, 3-5) vs Arkansas (8-4, 4-4)

Date: Nov 26, 2021
Site: Fayetteville, Arkansas
Stadium: Reynolds Razorback
Attendance: 67320

SCORE BY QUARTERS

Team	1st	2nd	3rd	4th	Total
Missouri	0	6	3	8	17
Arkansas	3	7	14	10	34

SCORING SUMMARY

Qtr	Time	Scoring Play	V-H
1st	10:01	ARK - #29 C.Little 36 yd FG, 8-67, 03:22	0-3
2nd	13:27	MIZ - #92 H.Mewis 46 yd FG, 7-11, 03:53	3-3
2nd	05:53	ARK - #5 R.Sanders 1 yd rush (#29 C.Little kick), 8-76, 02:50	3-10
2nd	03:02	MIZ - #92 H.Mewis 49 yd FG, 8-44, 02:51	6-10
3rd	11:13	ARK - #22 T.Smith 4 yd rush (#29 C.Little kick), 3-61, 01:11	6-17
3rd	09:48	ARK - #16 T.Burks 52 yd pass from #1 K.Jefferson (#29 C.Little kick), 2-52, 00:16	6-24
3rd	02:03	MIZ - #92 H.Mewis 41 yd FG, 14-51, 07:45	9-24
4th	11:44	ARK - #29 C.Little 23 yd FG, 11-70, 05:19	9-27
4th	09:52	ARK - #5 R.Sanders 7 yd rush (#29 C.Little kick), 4-47, 01:45	9-34
4th	01:25	MIZ - #1 T.Badie 5 yd rush (#6 K.Chism pass from #6 T.Dove), 11-56, 04:22	17-34

TIME DETAILS

Kickoff time: 02:45 PM
End of Game: 05:54 PM
Total elapsed: 03:09

OFFICIALS

Referee: Steve Marlowe
Umpire: Stan Weihe
Linesman: Ralph Green
Line judge: Marc Bovos
Back judge: Wayne Gautney
Field judge: Andy Britton
Side judge: Justin Larow
Center judge: Kevin Boltmann
Replay Official: Ron Leatherwood

WEATHER

Weather: Sunny 55 F
Wind: South East 13 mph

Team Statistics report
Missouri vs Arkansas (Nov 26, 2021)

Date: Nov 26, 2021
Site: Fayetteville, Arkansas
Stadium: Reynolds Razorback
Attendance: 67320

FULL GAME	MIZ	ARK
FIRST DOWNS	19	14
Rushing	11	7
Passing	6	7
Penalty	2	0
NET YARDS RUSHING	246	163
Rushing Attempts	49	33
Average Per Rush	5.0	4.9
Rushing Touchdowns	1	3
Yards Gained Rushing	249	184
Yards Lost Rushing	3	21
NET YARDS PASSING	70	262
Completions-Attempts-Int	11-27-1	15-20-0
Average Per Attempt	2.6	13.1
Average Per Completion	6.4	17.5
Passing Touchdowns	0	1
TOTAL OFFENSE YARDS	316	425
Total offense plays	76	53
Average Gain Per Play	4.2	8.0
Fumbles: Number-Lost	0-0	1-1
Penalties: Number-Yards	4-51	6-55
PUNTS-YARDS	7-324	5-246
Average Yards Per Punt	46.3	49.2
Net Yards Per Punt	35.7	45.8
Inside 20	2	1
50+ Yards	2	2
Touchbacks	2	0
Fair catch	0	2
KICKOFF-YARDS	4-260	7-455
Average Yards Per Kickoff	65.0	65.0
Net Yards Per Kickoff	40	40.7
Touchbacks	4	6
Fair Catch Yards	0	0
Punt returns: Number-Yards-TD	3-17-0	3-34-0
Average Per Return	5.7	11.3
Kickoff returns: Number-Yds-TD	1-20-0	1-0-0
Average Per Return	20.0	0.0
Interceptions: Number-Yds-TD	0-0-0	1-2-0
Fumble Returns: Number-Yds-TD	0-0-0	0-0-0
Miscellaneous Yards	0	0
Possession Time	35:11	24:49
1st Quarter	09:56	05:04
2nd Quarter	08:32	06:28
3rd Quarter	10:37	04:23
4th Quarter	06:06	08:54
Third-Down Conversions	7-19	4-11
Fourth-Down Conversions	1-2	0-0
Red-Zone Scores-Chances	1-1	5-5
Touchdowns	1-1	3-5
Field goals	0-1	2-5
Sacks By: Number-Yards	3-15	0-0
PAT Kicks	0-0	4-4
Field Goals	3-3	2-2
Points off Turnover	3	7

Individual Statistics report
Missouri vs Arkansas (Nov 26, 2021)

Date: Nov 26, 2021
Site: Fayetteville, Arkansas
Stadium: Reynolds Razorback
Attendance: 67320

FULL GAME

MISSOURI

RUSHING	No.	Gain	Loss	Net	TD	Lg	Avg
Tyler Badie	41	222	3	219	1	17	5.3
Michael Cox	3	12	0	12	0	6	4.0
Connor Bazalak	3	8	0	8	0	5	2.7
Keke Chism	1	5	0	5	0	5	5.0
Brady Cook	1	2	0	2	0	2	2.0
Totals:	49	249	3	246	1	17	5.0

PASSING	C-A-I	Yds	TD	Long	Sack
Connor Bazalak	10-26-1	65	0	26	0
Brady Cook	1-1-0	5	0	5	0
Totals:	11-27-1	70	0	26	0

RECEIVING	TAR	No.	Yards	YAC	TD	Long
Keke Chism	4	3	37	8	0	26
Dionte Smith	4	2	-2	7	0	2
Barrett Banister	4	1	13	1	0	13
Tauskie Dove	4	1	10	0	0	10
Messiah Swinson	1	1	8	8	0	8
Mookie Cooper	1	1	5	27	0	5
Niko Hea	2	1	4	4	0	4
Tyler Badie	2	1	-5	1	0	0
JJ Hester	1	0	0	0	0	0
Dominic Lovett	2	0	0	0	0	0
Michael Cox	1	0	0	0	0	0
Totals:	26	11	70	56	0	26

PUNTING	No.	Yds	Avg	Long	In20	TB
Sean Koetting	7	324	46.3	61	2	2
Totals:	7	324	46.3	61	2	2

RETURNS	Punt			Kickoff			Intercept		
	No	Yds	Lg	No	Yds	Lg	No	Yds	Lg
Dionte Smith	3	17	10	0	0	0	0	0	0
Kris Abrams-Draine	0	0	0	1	20	20	0	0	0
Totals:	3	17	10	1	20	20	0	0	0

FIELD GOALS	Qtr	Time	Dist	Result
Harrison Mewis	2nd	13:27	46	GOOD
Harrison Mewis	2nd	03:02	49	GOOD
Harrison Mewis	3rd	02:03	41	GOOD

KICKOFFS	No.	Yards	Avg	TB	OB	
Sean Koetting	4	260	65.0	4	0	
ALL-PURPOSE	Rush	Rcv	KR	PR	IR	Total

FUMBLES	Missouri	Arkansas
Missouri - None		
Arkansas - Treylon Smith 1-1		

ARKANSAS

RUSHING	No.	Gain	Loss	Net	TD	Lg	Avg
K.J. Jefferson	6	73	15	58	0	49	9.7
Treylon Smith	7	37	0	37	1	14	5.3
De'Von Warren	1	32	0	32	0	32	32.0
Raheim Sanders	8	21	0	21	2	7	2.6
Dominique Johnson	6	19	0	19	0	11	3.2
Treylon Burks	2	2	1	1	0	2	0.5
AJ Green	2	0	1	-1	0	0	-0.5
TEAM	1	0	4	-4	0	0	-4.0
Totals:	33	184	21	163	3	49	4.9

PASSING	C-A-I	Yds	TD	Long	Sack
K.J. Jefferson	15-19-0	262	1	55	3
De'Von Warren	0-1-0	0	0	0	0
Totals:	15-20-0	262	1	55	3

RECEIVING	TAR	No.	Yards	YAC	TD	Long
Treylon Burks	7	7	129	63	1	52
De'Von Warren	3	2	63	60	0	35
Ketron Jackson Jr.	2	2	53	4	0	59
Trey Knox	2	2	10	10	0	7
Blake Kern	1	1	6	0	0	6
Treylon Smith	1	1	1	7	0	1
Raheim Sanders	1	0	0	0	0	0
Tyson Morris	1	0	0	0	0	0
K.J. Jefferson	1	0	0	0	0	0
Hudson Henry	1	0	0	0	0	0
Totals:	20	15	262	144	1	55

PUNTING	No.	Yds	Avg	Long	In20	TB
Reid Bauer	5	246	49.2	61	1	0
Totals:	5	246	49.2	61	1	0

RETURNS	Punt			Kickoff			Intercept		
	No	Yds	Lg	No	Yds	Lg	No	Yds	Lg
Nathan Parodi	2	34	27	0	0	0	0	0	0
Harper Cole	1	0	0	0	0	0	0	0	0
Treylon Burks	0	0	0	1	0	0	0	0	0

FIELD GOALS	Qtr	Time	Dist	Result
Cam Little	1st	10:01	36	GOOD
Cam Little	4th	11:44	23	GOOD

KICKOFFS	No.	Yards	Avg	TB	OB	
Vito Calvaruso	7	455	65.0	6	0	
ALL-PURPOSE	Rush	Rcv	KR	PR	IR	Total

FULL GAME

MISSOURI

#	Name	Solo	Ast	Total	Sacks-Yds	TFL-Yds	FF	FR-Yds	Int-Yds	BrUp	Blks	QBH
25	Blaze Aldredge	4	7	11	0-5-1	1-5-2	1	0-0	0-0	0	0	1
1	Jaylon Carles	6	2	8	0-0-0	1-0-1	0	0-0	0-0	0	0	0
3	Martez Manuel	5	2	7	1-0-9	1-0-9	0	0-0	0-0	0	0	0
9	Isaiah McGuire	2	4	6	1-5-5	1-5-5	0	0-0	0-0	0	0	0
14	Kris Abrams-Draine	5	0	5	0-0-0	0-0-0	0	0-0	0-0	0	0	0
18	Treylon Jeffcoat	1	4	5	0-0-0	0-0-0	0	0-0	0-0	0	0	0
11	Devin Nicholson	2	0	2	0-0-0	0-0-0	0	0-0	0-0	0	0	0
24	Allie Green IV	1	1	2	0-0-0	0-0-0	0	0-0	0-0	0	0	0
6	Darius Robinson	0	2	2	0-0-0	0-0-0	0	0-0	0-0	0	0	0
13	Daylan Camell	1	0	1	0-0-0	0-0-0	0	0-0	0-0	0	0	0
26	Akayleb Evans	1	0	1	0-0-0	0-0-0	0	0-0	0-0	0	0	0
6	Keke Chism	1	0	1	0-0-0	0-0-0	0	0-0	0-0	0	0	0
0	Akai Byers	0	1	1	0-0-0	0-0-0	0	0-0	0-0	0	0	0
33	Chad Bailey	0	1	1	0-0-0	0-0-0	0	1-0	0-0	0	0	1
36	DJ Jackson	0	0	0	0-0-0	0-0-0	0	0-0	0-0	2	0	0
Totals	29	24	53	3.0-15	5.0-17	1	0-0	0-0	0-0	2	0	2

ARKANSAS

#	Name	Solo	Asst	Total	Sacks-Yds	TFL-Yds	FF	FR-Yds	Int-Yds	BrUp	Blks	QBH
10	Bumper Pool	5	8	13	0.0-0	0.0-0	0	0-0	0-0	0	0	0
27	Hayden Henry	7	3	10	0.0-0	1.0-3	0	0-0	0-0	1	0	2
2	Myles Slusher	6	4	10	0.0-0	0-0-0	0	0-0	0-0	1	0	0
31	Grant Morgan	2	5	7	0.0-0	0.0-0	0	0-0	0-0	0	0	1
17	Hudson Clark	2	5	7	0.0-0	1.0-4	0	0-0	0-0	0	0	0
7	Joe Foucha	1	5	6	0.0-0	0.0-0	0	0-0	0-0	0	0	0
99	John Ridgeway	3	2	5	0.0-0	0-0-0	0	0-0	0-0	0	0	0
15	Simeon Blair	1	3	4	0.0-0	0-0-0	0	0-0	0-0	0	0	0
21	Montaric Brown	0	4	4	0.0-0	0.0-0	0	0-0	1-2	0	0	0
93	Isaiah Nichols	0	3	3	0.0-0	0.0-0	0	0-0	0-0	0	0	0
91	Taurean Carter	0	3	3	0.0-0	0.0-0	0	0-0	0-0	0	0	0
55	Tre Williams	1	1	2	0.0-0	0.0-0	0	0-0	0-0	0	0	0
0	Markell Utsey	0	2	2	0.0-0	0.0-0	0	0-0	0-0	0	0	0
56	Zach Williams	1	0	1	0.0-0	0.0-0	0	0-0	0-0	0	0	0
8	Jayden Johnson	1	0	1	0.0-0	0.0-0	0	0-0	0-0	0	0	0
24	LaDarius Bishop	1	0	1	0.0-0	0.0-0	0	0-0	0-0	1	0	0
58	Jashaud Stewart	1	0	1	0.0-0	0.0-0	0	0-0	0-0	0	0	1
9	Greg Brown, Jr.	0	0	0	0.0-0	0.0-0	0	0-0	0-0	1	0	0
50	Eric Gregory	0	0	0	0.0-0	0.0-0	0	0-0	0-0	0	0	2
32	Dion Edwards	0	0	0	0.0-0	0.0-0	0	0-0	0-0	0	0	1
Totals		32	48	80	0.0-0	2.0-7	0	0-0	1-2	4	0	7

GAME 12: MISSOURI

IN DEPTH CHART: OFFENSE

WR



2 Ketrone Jackson Jr. ||| 6-2, 203, So.

Touchdowns in 2 straight games (TAMU, ALA) ... Played in all 13 games as a true freshman in 2021, catching 5 passes for 97 yards and a score ... Caught his first touchdown against UAPB ... Former 4-star WR from Royse City, Texas.

	REC	YDS	TD
2022	15	270	3
2021	5	97	1
Totals	20	367	4

85 Harper Cole ||| 5-9, 178, R-So.

Plays on a variety of special teams units, including kickoff return ... Saw game time in five games in 2021, making his collegiate debut against Georgia Southern.

	REC	YDS	TD
2022	5	68	3
2021	0	0	0
Totals	5	68	3

WR



9 Jadon Haselwood ||| 6-3, 213, R-Jr.

First career 100-yd game at MSU ... Transfer from OU, where he led the Sooners with 39 catches and 6 TDs to go along with 399 yards in 2021 ... 5-star recruit played for Arkansas RB coach Jimmy Smith at Cedar Grove HS in Atlanta.

	REC	YDS	TD
2022	52	628	3
2021	39	399	6
2020	4	65	0
2019	19	272	1
Totals	114	1364	10

14 Bryce Stephens ||| 6-0, 180, R-Fr.

First career receiving TD at MSU ... Returned a punt 82 yards for TD vs. Mo. State ... Played in 4 games during his freshman year ... Former 3-star recruit from Oklahoma City, where he was the 8th-best prospect in Oklahoma.

	REC	YDS	TD
2022	8	92	1
2021	3	5	0
Totals	11	97	1

LT



70 Luke Jones ||| 6-6, 327, R-Sr.

Started his first career game in opener vs. Cincinnati ... Played in all 13 games in 2021 seeing action at LG and LT ... Transferred to Arkansas from Notre Dame in 2019 ... Little Rock native played at Pulaski Academy.

	GP	GS
2022	11	11
2021	12	0
2020	10	0
2019	-	-
Totals	34	11

72 Andrew Chamblee ||| 6-6, 303, Fr.

4-star prospect that enrolled early and participated in spring practice ... Rated No. 2 player in Arkansas ... High school teammates with fellow freshman Nico Davillier at Maumelle (Ark.) HS.

	GP	GS
2022	0	0
Totals	0	0

LG



62 Brady Latham ||| 6-5, 307, R-Jr.

Team-best 34 straight starts ... Preseason 3rd-Team All-SEC according to league's coaches ... 23 straight starts, including all 13 in 2021 ... Named to the SEC All-Freshman Team, the first Arkansas OL since Denver Kirkland in 2013.

	GP	GS
2022	11	13
2021	13	13
2020	10	10
2019	3	0
Totals	37	34

74 Jalen St. John ||| 6-5, 327, R-So.

Saw action in 2 games in 2021 after redshirting in 2020 ... Former 4-star recruit who was a part of Coach Pittman's first recruiting class ... Ranked the No. 9 guard in the nation coming out of high school.

	GP	GS
2022	11	0
2021	2	0
2020	-	-
Totals	13	0

C



51 Ricky Stromberg ||| 6-4, 313, Sr.

24 straight starts at center ... Midseason All-American according to Sporting News ... SEC OL of the Week - Week 2 ... Preseason 1st-Team All-SEC center according to SEC coaches ... On the Rimington Award Watch List for nation's best center.

	GP	GS
2022	11	11
2021	13	13
2020	9	8
2019	12	11
Totals	45	43

75 Patrick Kutas ||| 6-5, 305, Fr.

4-star recruit out of Christian Brothers HS in Memphis, Tenn. playing both offensive line and defensive line ... Was the No. 11 interior DL in the nation according to 247Sports.

	GP	GS
2022	11	0
Totals	11	0

RG



55 Beaux Limmer ||| 6-5, 302, R-Jr.

22 straight starts at RG ... 2nd team Midseason All-America by PFF ... Preseason 4th-Team All-SEC according to Phil Steele ... Logged 795 snaps at RG during 2021 season (PFF), who also named him to their 2nd-Team All-SEC squad.

	GP	GS
2022	11	11
2021	13	11
2020	6	5
2019	4	0
Totals	34	27

76 E'Marion Harris ||| 6-7, 340, Fr.

Saw his first action at Auburn ... Rated the No. 3 player in Arkansas as a 4-star recruit from Little Rock's Joe T. Robinson HS ... Enrolled early and practiced with team during spring drills ... Son of former Arkansas DL Elliott Harris.

	GP	GS
2022	1	0
Totals	1	0

RT



78 Dalton Wagner ||| 6-9, 331, *R-Sr.

Missed LSU game due to injury ... Voted team captain ... Started 10 games in 2021, missing 2 games with a finger injury ... Has played in more games than any current Razorback ... Had NIL deal with WWE last season.



	GP	GS
2022	10	10
2021	10	5
2020	7	5
2019	12 (11)	12 (11)
Totals	49	38

53 Ty'Kieast Crawford ||| 6-5, 325, Jr.

Started his first game at ARK vs. LSU ... Saw action in all 13 games in his first season at Arkansas ... Played 2020 season at Charlotte, playing in 6 games and starting 3 ... Originally committed to Arkansas out of high school.

	GP	GS
2022	10	1
2021	13	0
2020 CHA	3	4
Totals	29	5

QB



1 KJ Jefferson ||| 6-3, 242, R-Jr.

7th all-time at ARK with 44 TD passes, 8th in career passing yds ... Started 13 games in 2021, leading Arkansas in passing and rushing (664) ... 1 of 2 returning FBS QBs to lead their team in passing and rushing (Louisville Malik Cunningham).

	C-A-I	YDS	TD
2022	165-244-3	2149	20
2021	198-366-4	2676	21
2020	20-41-0	295	3
2019	14-31-1	197	0
Totals	397-682-8	5317	44

4 Malik Hornsby ||| 6-2, 186, R-So.

First career start vs. LSU ... First passing TD, career-bests 234 passing yards and 114 rushing yards at MSU ... Rated as the No. 5 dual-threat quarterback in the country and 14th overall player in the state of Texas by 247Sports.

	C-A-I	YDS	TD
2022	13-27-2	268	1
2021	5-12-0	46	0
2020	0-0-0	0	0
Totals	18-39-2	314	1

RB



5 Raheim Sanders ||| 6-2, 227, So.

Career-high 232 yards vs. MISS ... 1,957 rushing yards are most by a Hog since 2015 ... Matched Madre Hill's school record quickest to reach 1000 yds in 8 games ... SEC All-Freshman in 2021 (578 yards, 5 TDs, 11 catches, 109 yards, 1 TD).

	ATT	YDS	TD
2022	209	1379	10
2021	114	578	5
Totals	323	1957	15

0 AJ Green ||| 5-11, 208, So.

Played in 12 games as a true freshman in 2021, rushing for 221 yards and a TD to along with 7 catches for 84 yards and another score through the air ... Former 4-star recruit out of Tulsa, where he was No. 2 player in the state.

	ATT	YDS	TD
2022	73	310	2
2021	47	227	1
Totals	120	537	3

TE



7 Trey Knox ||| 6-5, 245, Jr.

2 multi-TD games this season ... Moved to TE during 2021 season, added 30 pounds ... Played in 10 games at WR (6 starts) in 2020 ... As freshman in 2019, started 11 games, 28 catches for 385 yards, 3 TDs.



	REC	YDS	TD
2022	22	267	5
2021	20	141	1
2020	7	70	0
2019	28	385	3
Totals	77	863	9

89 Nathan Bax ||| 6-4, 252, R-Sr. // Hudson Henry ||| 6-5, 254, R-Jr.

Bax first career catch vs. TAMU ... Bax played in 12 games during 2021 season with no stats ... Henry caught 4 passes for 27 yards appearing in all 13 games, including 3 starts in 2021.



	REC	YDS	TD
Henry	4	14	0
2021	4	27	0
2020	16	92	1
2019	3	15	0
Totals	25	148	1

WR



3 Matt Landers ||| 6-5, 197, *Sr.

3 100-yd games this season ... Career-best 3 TDs in win at BYU ... Transfer from Toledo, caught 20 passes for 514 yards, 5 TDs in 2021 ... Played 3 years at UGA, playing 25 games, catching 12 passes for 132 yards and 1 TD.



	REC	YDS	TD
2022	40	701	6
2021	20	514	5
2020	2	27	0
2019 UGA	10 (0)	105 (0)	1 (0)
Totals	72	1347	12

13 Jaedon Wilson ||| 6-3, 175, R-Fr.

Redshirted during his first season, playing in 1 game in 2021 ... Former 3-star WR out of DeSoto, Texas where he was the No. 96 WR in the nation.

	REC	YDS	TD
2022	1	2	0
2021	0	0	0
Totals	1	2	0

GAME 12: MISSOURI

IN DEPTH CHART: DEFENSE

	U-A-T	TFL	SACK
2022	9-12-21	3.0	3.0
2021	0-0-0	0.0	0.0
Totals	9-12-21	3.0	3.0

	U-A-T	TFL	SACK
2022	6-5-11	1.5	1.0
2021	4-3-7	0.0	0.0
2020	0-0-0	0.0	0.0
Totals	10-8-18	1.5	1.0

	U-A-T	TFL	SACK
2022	6-16-22	2.5	1.0
2021	5-6-11	2.5	0.0
2020	20-15-35	6.0	2.0
2019	35-8(25-7)	05(05)	05(00)
Totals	36-47-83	12.0	3.5

	U-A-T	TFL	SACK
2022	5-11-16	4.0	2.0
2021	7-20-27	4.0	1.0
2020	12-15-27	3.0	2.5
2019	1-3-4	0.0	0.0
Totals	25-49-74	11.0	5.5

	U-A-T	TFL	SACK
2022	8-7-15	1.0	0.0
2021	5-17-22	3.5	1.5
2020	6-18-24	0.5	0.5
2019	7-10-17(10-1)	1.0(00)	05(00)
*Totals	27-52-79	6.0	2.5

	U-A-T	TFL	SACK
2022	4-19-23	1.5	0.0
2021	0-0-0	0.0	0.0
Totals	4-19-23	1.5	0.0

	U-A-T	TFL	SACK
2022	5-11-16	4.0	2.0
2021	7-20-27	4.0	1.0
2020	12-15-27	3.0	2.5
2019	1-3-4	0.0	0.0
Totals	25-49-74	11.0	5.5

	U-A-T	TFL	SACK
2022	10-21-31	6.5	4.5
2021	7-16-23	5.0	2.5
2020	19-13-22	1.5	1.0
2019	6-6-12	0.0	0.0
Totals	32-56-88	13.0	8.0

	U-A-T	TFL	SACK
2022	37-55-92	4.5	2.0
2021	45-80-125	7.5	0.0
2020	49-81-101	6.5	0.5
2019	38-56-94	6.5	0.5
2018	14-15-29	2.5	0.0
Totals	144-267-441	27.5	3.0

	U-A-T	TFL	SACK
2022	4-1-5	0.0	0.0
Totals	4-1-5	0.0	0.0

	U-A-T	TFL	SACK
2022	37-59-96	12.5	8.5
2021	12-12-24	2.5	1.0
2020	4-5-9	0.0	0.0
Totals	53-76-129	15.0	9.5

	U-A-T	TFL	SACK
2022	26-15-41	7.0	4.0
2021	0-1-1	0.5	0.0
Totals	26-16-42	7.5	4.0

	U-A-T	TFL	INT
2022	35-5-40	0.0	3
2021	26-6-32	2.0	1
2020	8-1-9	0.0	0
Totals	69-12-81	2.0	4

	U-A-T	TFL	INT
2022	0-1-1	0.0	0
Totals	0-1-1	0.0	0

	U-A-T	TFL	INT
2022	27-21-48	3.0	1
2021	23-15-38	2.5	0
2020	9-2-11	3.5	0
2019	0-0-0 (1-0-1)	0.0 (0.0)	1(0)
Totals	60-38-98	9.0	2

	U-A-T	TFL	INT
2022	25-31-56	2.0	1
2021	9-13-22	1.0	0
2020	32-15-47	1.0	3
Totals	66-59-125	4.0	4

	U-A-T	TFL	INT
2022	31-29-60	1.0	0
2021	23-15-38	1.0	0
2020	10-13-23	0.0	0
2019	1-0-1	0.0	0
Totals	65-57-122	2.0	0

	U-A-T	TFL	INT
2022	15-16-31	2.5	0
2021	9-15-24	2.0	0
Totals	24-31-55	4.5	0

	U-A-T	TFL	INT
2022	11-5-16	1.0	1
Totals	11-5-16	1.0	1

	U-A-T	TFL	INT
2022	4-8-12	0.0	0
2021	8-6-14	0.0	1
2020	1-0-1	0.0	0
2019	1-1-2	0.0	0
Totals	14-15-29	0.0	1

	U-A-T	TFL	INT
2022	18-10-28	5.0	0
2021	19-25-44	2.5	0
2020	22-17-39	3.0	2
2019	15-12-25	0.0	1
Totals	72-64-136	10.5	3

	U-A-T	TFL	INT
2022	15-16-31	2.5	0
2021	9-15-24	2.0	0
Totals	24-31-55	4.5	0

40 Landon Jackson ||| 6-7, 274, So.

Earned first career start vs. Mo. State ... Made 5 tackles in ARK debut vs. CIN ... Transfer from LSU, where he played in 5 games as a true freshman in 2021 ... 4-star prospect out of Texarkana, Texas where he was the No. 7 DE in the nation.

- OR - 58 Jashaund Stewart ||| 6-2, 251, Jr.

3 straight starts (LIB, LSU, MISS) ... First career sack vs. LSU ... Appeared in 13 games with 1 start at DE as a sophomore in 2021 making 7 stops ... Key contributor on special teams ... First recruit to commit to Coach Pittman at Arkansas.

99 Terry Hampton ||| 6-1, 314, *Sr.

First sack at ARK vs. LSU ... Transfer from Arkansas State, where he played 4 seasons for the Red Wolves making 61 tackles with 9.5 TFLs in 36 games, 19 starts ... From El Dorado, Ark.

50 Eric Gregory ||| 6-4, 303, R-Jr.

Recorded second sack of season vs. LSU ... Played in all 13 games, including 3 starts, matching his career-best with 27 stops ... Recorded a career-high 4.0 TFLs in 2021 ... Will also play DE.

33 Isaiah Nichols ||| 6-3, 315, R-Sr.

First TFL of season vs. Ole Miss ... Made 4 starts in 13 games during 2021 season making 22 tackles with a career-best 3.5 TFLs ... Has played in 37 games with 11 starts in 4 seasons at Arkansas.

5 Cam Ball ||| 6-5, 303, R-Fr.

Recorded his first career TFL at BYU ... Played in 2 games as a true freshman in 2021 making one tackle ... 3-star prospect out of Atlanta, Ga. who was rated No. 35 DT in the nation.

50 Eric Gregory ||| 6-4, 303, R-Jr.

Recorded second sack of season vs. LSU ... Recorded first sack of season vs. TAMU ... Played in all 13 games, including 3 starts, matching his career-best with 27 stops ... Recorded a career-high 4.0 TFLs in 2021.

56 Zach Williams ||| 6-4, 261, Sr. - OR - 14 Jordan Domineck ||| 6-3, 251, R-Sr.

Williams at least 0.5 sacks in 5 of 11 games ... Son of former Arkansas linebacker Rickey Williams (1984-87) ... Domineck transfer from GT, where he played 4 seasons with 14 starts (31 G) making 103 tackles with 17.0 TFLs, 9.0 sacks.

10 Bumper Pool ||| 6-2, 232, *Sr.

Arkansas' all-time leading tackler (441) ... Recorded his 21st game of 10+ tackles vs. LSU ... Voted team captain ... Preseason All-SEC ... 3rd team All-American, 2nd team All-SEC in 2021 after team-best 125 tackles.

36 Jordan Crook ||| 6-0, 232, Fr.

3-star recruit out of Duncannonville, Texas, where he was the No. 10 inside linebacker in the nation ... Named the No. 9 player in Dallas Metro Area by Dallas Morning News as a senior.

42 Drew Sanders ||| 6-5, 233, Jr.

INT and FR vs. MISS ... 8.5 sacks most at ARK since Chris Smith in 2013 ... Midseason All-American (ESPN, AP, CBS Sports, The Athletic, The Sporting News) ... Transfer from ALA, 25 games (3 starts) in 2 seasons.

27 Chris Paul Jr. ||| 6-1, 230, R-Fr.

First career 2-sack game vs. LSU ... Saw action in four games as a true freshman in 2021, making one tackle ... Former 3-star recruit out of Cordele, Ga. where he was the No. 22 inside LB in the nation.

3 Dwight McGlothorn ||| 6-2, 181, Jr.

Has forced 5 turnovers (3 INTs, 2 FFs) ... Midseason All-American according (The Athletic) ... Earned start and intercepted a pass in his ARK debut vs. Cincinnati ... Transfer from LSU, where he played in 17 games with 6 starts in 2 seasons.

16 Keuan Parker ||| 5-11, 178, R-Fr.

Saw his most action at BYU ... Redshirted in 2021 during his first season at Arkansas ... Former 3-star prospect out of Booker T. Washington HS in Tulsa, Okla. rated the No. 2 player in Oklahoma.

7 Latavious Brini ||| 6-2, 215, *Sr.

INT and FR vs. LSU ... Season-best 7 tackles at AUB ... Transfer from UGA played in 13 games with 11 starts for national champs making 38 tackles with 2.5 TFLs ... Graduated from UGA in Fall of 2021.

17 Hudson Clark ||| 6-2, 182, R-Jr.

Named SEC Defensive POW after career-best 11 tackles, INT, FR at BYU ... Recovered a fumble in win over S. Carolina ... Former walk-on started 4 games, played in 12 during 2021 season, making 22 tackles ... Both parents are U of A grads.

15 Simeon Blair ||| 5-10, 208, R-Sr.

Named team captain prior to South Carolina game ... Played in all 13 games (7 starts) in 2021 season, making a career-best 38 tackles ... Former walk-on from Pine Bluff, Ark. earned scholarship prior to 2020 season.

8 Jayden Johnson ||| 6-2, 204, So.

Earned first start of season vs. South Carolina ... Started 3 of 11 games in 2021 as a true freshman with 24 tackles with a pair of TFLs ... Three-star prospect out of Cedartown, Ga. ... Played QB, WR, RB, CB and safety in high school.

24 Quincey McAdoo ||| 6-2, 192, Fr.

Made his first career start vs. LSU ... Saw his first action on defense vs. LIB making 3 tackles and picking off a pass ... Transitioned to DB from WR during season ... Played both ways at Clarendon (Ark.) HS, where he was a 4-star recruit.

4 Malik Chavis ||| 6-2, 192, R-Jr.

Made first start of season vs. Mo. State ... Played in 11 games, including 2 starts, in 2021 making a career-best 14 tackles ... Intercepted his first career pass in his first career start vs. UAPB in 2021 ... Pronounced chav-is (rhymes with have).

2 Myles Slusher ||| 6-0, 194, Jr.

Season-best 8 tackles vs. MISS ... Recorded 2 TFLs, including a sack, at AUB ... Played in 7 games and started 1 as a true freshman in 2020 making 15 tackles with 1.0 TFL and 2 fumble recoveries.

8 Jayden Johnson ||| 6-2, 204, So.

Earned first start of season vs. South Carolina ... Started 3 of 11 games in 2021 as a true freshman with 24 tackles with a pair of TFLs ... Three-star prospect out of Cedartown, Ga. ... Played QB, WR, RB, CB and safety in high school.



DE



DT




DT



DE



LB



LB



CB



S



S



CB



NB

RAZORBACK TRENDS

	2022	Streak	Pittman
Overall	6-5	W1	18-16
At Home	4-3	W1	12-7
On the Road	2-1	W2	4-8
Neutral	0-1	L1	2-1
September	3-1	L1	7-2
October	2-2	W2	5-7
November	1-2	W1	5-5
December/January	0-0	W1	1-2
vs. SEC	3-4	W1	10-15
vs. Non-Conference	3-1	L1	8-1
vs. Ranked Opponents	2-5	W1	5-13
Record in Games...			
Decided by 7 pts or less	1-3	L3	3-8
Decided by 3 pts or less	0-3	L3	2-7
During the day	4-4	L2	12-12
At night	2-1	W1	6-4
Record When Scoring...			
Less than 21 points	0-3	L3	2-6
21+ points	6-2	W3	16-10
30+ points	6-0	W7	11-5
40+ points	4-0	W5	7-2
50+ points	1-0	W1	1-1
Record When Allowing...			
Less than 14 points	0-1	L1	6-1
Less than 21 points	0-1	L1	9-1
21+ points	6-4	W1	9-15
Record When...			
Scoring first	3-2	W1	14-5
Opponents score first	3-3	L1	4-11
Leading after the 1Q	4-2	W1	13-5
Trailing after the 1Q	2-3	L1	3-10
Tied after the 1Q	0-0	W1	2-1
Leading at halftime	5-1	W3	13-3
Trailing at halftime	1-4	L4	5-13
Tied at halftime	0-0	L2	0-0
Leading after the 3Q	5-0	W13	16-2
Trailing after the 3Q	1-5	L5	1-13
Tied going into the 4Q	0-0	L1	1-1
In overtime games	0-0	W1	1-0
Record With...			
Less than 400 yards total offense	0-2	L2	5-5
400+ yards total offense	6-3	W1	13-11
500+ yards total offense	4-0	W5	6-2
600+ yards total offense	1-0	W1	2-1
Less than 100 yards rushing	0-0	L2	1-3
100+ yards rushing	6-5	W1	17-13
200+ yards rushing	6-2	W3	12-7
300+ yards rushing	1-0	W2	3-1
Less than 200 yards passing	2-3	W1	7-5
200+ yards passing	4-2	L1	11-11
300+ yards passing	2-0	W2	3-4
400+ yards passing	0-0	L2	0-0
A 300-yard passer	2-0	W2	3-4
A 100-yard rusher	6-3	W3	9-7
Record When Allowing...			
Less than 200 total yards	0-0	W6	0-0
200+ total yards	6-5	W1	18-16
300+ total yards	6-4	W1	13-15
400+ total yards	6-2	W3	9-11
Less than 100 rush yards	2-1	L1	5-1
100+ rush yards	4-4	W1	13-15
200+ rush yards	1-1	W1	3-7
Less than 200 pass yards	0-2	L2	7-4
200+ pass yards	6-3	W1	11-12
300+ pass yards	4-1	W1	6-4
400+ pass yards	0-1	L2	1-2
A 300-yard passer	4-1	W1	6-4
A 100-yard rusher	1-4	W1	4-8
Record When Having...			
No turnovers	2-0	W4	7-4
Less than 3 turnovers	5-5	W1	17-14
3 or more turnovers	1-0	W1	1-2
No takeaways	2-2	W1	3-7
Less than 3 takeaways	3-5	L2	11-16
3 or more takeaways	3-0	W9	7-0
Win turnover battle	4-0	W11	11-0
Lost turnover battle	2-3	L1	2-6
Turnovers even	0-2	L2	5-10
More than 30:00 TOP	2-2	W1	7-4
Less than 30:00 TOP	4-3	W1	11-12

RAZORBACK NOTEBOOK

PITTMAN'S PROGRAM

- Third-year head coach Sam Pittman leads Arkansas in 2022 on the heels of the program's best season in a decade.
- The Hogs went 9-4 and won four trophies for the first time in school history last season, capturing the Southwest Classic (Texas A&M), the Battle of the Golden Boot (LSU), the Battle Line Rivalry (Missouri) and the Outback Bowl (Penn State).
- Arkansas' win over Penn State in the Outback Bowl was the first for the program since a Liberty Bowl victory in 2016 as well as the program's first January bowl win since 2012.
- In year three, Pittman has now led the Razorbacks to six wins for the second season in a row and to bowl eligibility for the third consecutive season.
- This Friday's regular season finale against Missouri marks his 35th game as the head coach at Arkansas. Of those 35 games, 31 have been against an opponent from the SEC, a Power 5 foe and/or an opponent ranked in the AP Top 25 poll.
- Arkansas has beat five ranked FBS opponents in the Pittman era. Since his first season in 2020, 25 of Arkansas' 33 FBS foes have been ranked or receiving votes in the national polls.



Sam Pittman is the fourth Arkansas head coach in history to lead the Razorbacks to bowl eligibility in each of his first three seasons, joining Lou Holtz, Ken Hatfield and Houston Nutt.

QB1

- QB KJ Jefferson, the unquestioned leader of Arkansas' offense, is set to make his 25th career start under center this Friday at Missouri. Of his 24 career starts to date, 11 have come against top-25 teams in the AP Poll.
- The Razorbacks have scored 30 or more points in 15 of Jefferson's 24 career starts at quarterback.
- In less than two full seasons as the starting quarterback, Jefferson ranks in the program's top 10 for: completions (397 - No. 7), passing yards (5,317 - No. 7), 300-yard passing games (5 - No. 3), 300-yard passing games against SEC teams (2 - No. 5), touchdown passes (44 - No. 7), total yards of offense (6,578 - No. 6), touchdowns responsible for (60 - No. 5).
- Jefferson led the Hogs to a nine-win season in 2021 - their most wins in a year since 2011 - as well as their first bowl game win since the 2016 Liberty Bowl and their first New Year's Day bowl game win since the 2000 Cotton Bowl.
- The Sardis, Miss., native started all 13 games at quarterback, completing 198-of-294 (67.3%) passes for 2,676 yards and 21 touchdowns. Jefferson threw just four interceptions on the year and completed 171 consecutive passes without a turnover, the second-longest streak by an Arkansas passer in history.
- Jefferson also ran for a team-high 664 yards and six scores on 146 carries, becoming the first Arkansas QB with multiple games of 2+ rushing touchdowns in a season since 1997.
- Jefferson's completion percentage (63.7%) in 2021 is the highest single-season completion percentage in school history when attempting at least 250 passes.
- One of the most dynamic players in the country, Jefferson is one of 16 FBS quarterbacks to throw for over 2,000 yards while also running run for over 400 yards this season.
- Jefferson threw for a career-high five touchdowns against BYU (Oct. 15), becoming the first Arkansas quarterback with 5+ passing touchdowns in a game since QB Brandon Allen tossed a school-record seven touchdowns against Mississippi St. in 2015.
- Jefferson has rushed for a touchdown in five of the eight games he has played in this season. He has thrown and rushed for a touchdown in the same game five times in 2022 and eight total times in his career, including a six-touchdown effort (3 passing, 3 rushing) at Ole Miss last season.
- Since 2000, Jefferson is one of seven SEC QBs - Texas A&M QB Johnny Manziel (2012), Miss. St. QB Dak Prescott (2015), Ole Miss QB Chad Kelly (2015), LSU QB Joe Burrow (2018), Ole Miss QB Matt Corral (2021), LSU QB Jayden Daniels (2022) - to throw for three scores and rush for three scores in the same game.
- In order of rushing yards, Jefferson is one of only two FBS quarterbacks to total 2,000 passing yards and 20 passing touchdowns on three or fewer interceptions with at least 400 rushing yards and five rushing scores this season:



Despite missing two games, **KJ Jefferson** is one of only two SEC quarterbacks (Tennessee QB Hendon Hooker) with at least 20 passing touchdowns and five rushing scores this season.

Player	School	Passing Yards	Passing TD	Rushing Yards	Rushing TD
KJ Jefferson	Arkansas	2,149	20	472	6
Hendon Hooker	Tennessee	3,135	27	430	5

RAZORBACK NOTEBOOK

RUNNIN' RAZORBACKS

- The Razorback rushing attack remains as explosive as ever through 11 games this year. Arkansas is second in the SEC and ranks eighth nationally in rushing, averaging 233.5 yards per game for a total of 2,568 rushing yards this season.
- Arkansas has totaled 200 rushing yards in eight games this season, led by a 100-yard rusher in nine of 11 games.
- The Hogs' eight 200-yard rushing games lead the SEC and are tied for second-most nationally.
- Arkansas had a 100-yard rusher in a program-record nine straight games before the streak was snapped vs. Liberty (Nov. 5):

Streak	Player	Opponent (Date)	Carries	Yards	Avg.	TDs
1	QB KJ Jefferson	Penn State (1/1/22)	20	110	5.5	1
2	RB Raheim Sanders	Cincinnati (9/3/22)	20	117	5.8	0
3	RB Raheim Sanders	South Carolina (9/10/22)	24	156	6.5	2
4	RB Raheim Sanders	Missouri St. (9/17/22)	22	167	7.6	1
5	QB KJ Jefferson	Texas A&M (9/24/22)	18	105	5.8	1
6	RB Raheim Sanders	Alabama (10/1/22)	22	101	4.6	1
7	QB Malik Hornsby	Mississippi St. (10/8/22)	8	114	14.2	0
8	RB Raheim Sanders	BYU (10/15/22)	15	175	11.7	2
9	RB Raheim Sanders	Auburn (10/29/22)	16	171	10.7	0

- Arkansas, armed with a four-headed monster in the backfield a year ago, was the best rushing team in all of Power 5 and boasted the nation's seventh-best rushing attack last season, averaging 227.8 yards per game on the ground.
- The Razorback offense ran for an SEC-leading 2,961 total yards in 2021 – the program's most since 2007 when legendary RB Darren McFadden and RB Felix Jones led the Hogs to a school-record 3,725 rushing yards.
- Four Arkansas ball carriers rushed for 500+ yards last season, powered by QB KJ Jefferson's team-best 664 yards on the ground. RB Trelon Smith (598), RB Raheim Sanders (578) and RB Dominique Johnson (575) also eclipsed the 500-yard mark.
- Arkansas was one of only two teams in the country (Ole Miss) with four ball carriers with 500+ rushing yards in 2021.
- In addition to rushing for 500 yards, Johnson (7), Jefferson (6), Sanders (5) and Smith (5) each totaled five or more scores on the ground. Arkansas was the only FBS team with four rushers with 500+ rushing yards and 5+ rushing scores last season.



Raheim Sanders has run for 100 yards in seven of the Hogs' 11 games this season. He only needed eight games to eclipse the 1,000-yard mark on the ground, tying the program record.

ROCKET MAN

- RB Raheim 'Rocket' Sanders is the Hogs' leading rusher through 11 games, running for 1,379 yards on 209 carries (6.6 avg.) with 10 scores on the ground. His 1,379 rushing yards, which rank second in the SEC, are fifth on Arkansas' single-season list. Sanders is one of only two SEC rushers (Ole Miss RB Quinshon Judkins) to eclipse the 1,000-yard mark on the ground this season.
- Sanders has also contributed 25 catches for 249 yards and a touchdown, ranking second in the SEC and fifth nationally in total all-purpose yards (1,628). He is the only SEC player as well as just one of two FBS players (Texas RB Bijan Robinson) with at least 1,300 rushing yards and 200 receiving yards this season.
- Sanders has rushed for 100 yards eight times in his career, including in seven of the Hogs' 11 games this year. He eclipsed the 100-yard mark in each of the first three games of the 2022 campaign, becoming the first Arkansas rusher to run for 100 yards in each of the first three games of a season since 2013.
- Sanders ran wild in the win over Missouri State (Sept. 17), totaling 167 rushing yards and a score on 22 carries (7.6 avg.). He also hauled in two passes for 75 yards and a touchdown, becoming one of only two SEC players (Florida WR Percy Harvin) since 2000 to record 150+ rushing yards with a rushing score and 70+ receiving yards with a receiving score in a game.
- Sanders became the second Arkansas player in the past 25 seasons to have 200 rush yards and three rush touchdowns against a ranked opponent after exploding for 232 yards and three touchdowns against No. 14 Ole Miss (Nov. 19). RB Darren McFadden did so in a 50-48 win over No. 1 LSU in 2007.
- The Rockledge, Fla., native burst onto the scene a year ago, earning SEC All-Freshman honors from the league's coaches after rushing for 578 yards (5.2 ypc) and five scores in 13 games.
- He was one of four Razorbacks rushers to run for 500 yards – a feat that had not happened at Arkansas since 1975.
- For his career, Sanders has totaled 1,957 rushing yards in 24 games. He is 43 yards shy of eclipsing the 2,000-yard mark for his career, which would make him one of just 19 rushers in program history to accomplish the feat.

CLEARED FOR TAKEOFF

- It took RB Raheim Sanders only eight games this season to reach the 1,000-yard mark on the ground, matching RB Madre Hill's school-record eight games set in 1995 for the quickest to 1,000 rushing yards in a season.
- The table below shows Sanders' production thru eight games compared to all of Arkansas' 1000-yard rushers since 1995:

Player	Games	Yards	Year	100-Yard Games
RB Rocket Sanders	8	1,041	2022	6
RB Rakeem Boyd	10	1005	2019	5
RB Rawleigh Williams	10	1004	2016	7
RB Alex Collins	9	1068	2015	10
RB Jonathan Williams	11	1013	2014	5
RB Alex Collins	12	1024	2014	3
RB Alex Collins	12	1026	2013	4
RB Knile Davis	11	1031	2010	6
RB Michael Smith	10	1012	2008	5
RB Darren McFadden	9	1314	2007	10
RB Felix Jones	9	1029	2007	6
RB Darren McFadden	9	1038	2006	7
RB Felix Jones	13	1018	2006	5
RB Darren McFadden	10	1056	2005	5
RB Cedric Cobbs	11	1010	2003	7
RB Fred Talley	12	1035	2002	4
RB Madre Hill	8	1071	1995	6



RAZORBACKS IN THE NFL

#PRHOGS



As of Nov. 20, 2022

Name	Pos.	NFL Team
Feleipe Franks	TE	Atlanta Falcons
Armon Watts	DL	Chicago Bears
Brandon Allen	QB	Cincinnati Bengals
Hjalte Froholdt	OL	Cleveland Browns
Jason Peters	OL	Dallas Cowboys
McTelvin Agim [^]	DL	Denver Broncos
Jerry Jacobs	DB	Detroit Lions
Frank Ragnow	OL	Detroit Lions
Dan Skipper	OL	Detroit Lions
Montaric Brown	DB	Jacksonville Jaguars
Jeremiah Ledbetter [^]	DL	Jacksonville Jaguars
Trey Flowers [*]	LB	Miami Dolphins
Hunter Henry	TE	New England Patriots
Deatrich Wise Jr.	DL	New England Patriots
Jonathan Marshall [^]	DL	New York Jets
Dre Greenlaw	LB	San Francisco 49ers
Treyton Burks	WR	Tennessee Titans
Cody Hollister	WR	Tennessee Titans
Kamren Curl	DB	Washington Commanders
De'Jon Harris	LB	Washington Commanders
John Ridgeway	DL	Washington Commanders
Jonathan Williams	RB	Washington Commanders

^{*} Reserve/Injured // [^] Practice Squad



THE HOG POD WITH BO MATTINGLY

Check out the Hog Pod with Bo Mattingly for great stories and insight about Razorback football, including episodes with AD Hunter Yurachek, head coach Sam Pittman, offensive coordinator Kendal Briles, defensive coordinator Barry Odom, QB KJ Jefferson, LB Bumper Pool and others. Find The Hog Pod anywhere you get your podcasts, or visit ArkansasRazorbacks.com/TheHogPod.

RAZORBACK NOTEBOOK

HARD KNOX

- TE Trey Knox is Arkansas' most experienced returning pass catcher from last year's team.
- Knox, who has 77 receptions for 863 yards and nine touchdowns in 44 career games, shifted to tight end last season after beginning his collegiate career at wide receiver and caught 20 balls for 141 yards and one touchdown in the new role.
- With a pair of two-touchdown games this season, Knox became the first Razorback tight end with two receiving scores in a game since TE Cheyenne O'Grady's two-touchdown game against LSU in 2018.
- No returning Razorback pass catcher from last year's squad has more career receptions than Knox:

Rank	Player	Career Games Played	Career Receptions
1.	WR/TE Trey Knox	44	77
2.	RB Raheim Sanders	24	36
3.	TE Hudson Henry	27	25
4.	WR Ketron Jackson Jr.	24	20
5.	WR Bryce Stephens	15	11
6.	RB Dominique Johnson	22	7

NEW GUYS BRING EXPERIENCE

- In addition to leading returnee TE Troy Knox, a pair of newcomers – WR Jadon Haselwood and WR Matt Landers – have helped fill the void left by WR Treyton Burks' departure.
- Burks, who cemented his status as one of the greatest wide receivers in school history with 66 catches for 1104 yards and 11 touchdowns last season, was selected by the Tennessee Titans with the No. 18 overall pick of the 2022 NFL Draft.
- Landers and Haselwood are the Razorbacks' leading receivers this season. Landers has caught 40 passes for a team-high 701 yards and six scores, while Haselwood has a team-best 52 catches for 628 yards and three touchdowns.
- Landers spent the first three seasons of his career at Georgia before transferring at Toledo, where he had 20 catches for 514 yards and five touchdowns in 12 games last year. He has 72 receptions for 1,347 yards and 12 scores in 48 career games.
- Haselwood boasts a team-leading 114 career receptions for 1,364 yards and 10 touchdowns in 39 games. He has tallied at least one reception in 27 consecutive games played dating back to his 2019 season at Oklahoma.

ARKANSAS' ALL-TIME LEADING TACKLER

- LB Bumper Pool, one of Hogs' top playmakers on the defensive side of the football, made the decision to return for a final season at Arkansas after a sensational 2021 campaign.
- Pool led the Razorbacks in total tackles with 125 (45 solo) last year, his second consecutive season with 100+ total tackles.
- He was one of three Arkansas linebackers to record at least 100 total tackles last season. Pool (125; 9.6 tackles per game), LB Grant Morgan (101; 7.7 tackles per game) and LB Hayden Henry (100; 7.7 tackles per game) combined for 326 stops, accounting for 35.6% of the Hogs' total tackles (950).
- Arkansas finished as the only team in the SEC with three players in the league's top 10 in tackles per game last season.
- The Lucas, Texas, product is one of college football's premier tackling machines, totaling the second-most stops (412) among all FBS defenders since 2019. Pool is second to Troy LB Carlton Martial, who has totaled 473 tackles in that same span.
- Through 11 games this year, Pool is second on the Razorbacks in total tackles (92). He has five quarterback hurries and three breakups to go with 4.5 tackles for loss and 2.0 sacks.
- Pool collected his team-leading 21st career double-digit tackle effort against LSU (Nov. 13), his fourth double-digit tackle performance of the 2022 season.
- Pool, who entered the campaign ranked ninth in Arkansas history with 349 career stops, became Arkansas' all-time leading tackler earlier this season against Mississippi State, which was the sixth game of the year and the 50th game of his career.

Rank	Player	Career Tackles
1.	Bumper Pool (2018-pres.)	441 (174 UT, 267 AT)
2.	Tony Bua (2000-03)	408 (248 UT, 160 AT)
3.	Jerry Franklin (2003-06)	382 (199 UT, 183 AT)
4.	Ken Hamlin (2000-02)	381 (221 UT, 160 AT)
5.	Sam Olajubutu (2003-06)	372 (223 UT, 149 AT)

HOG TRACKER

- Under head coach Sam Pittman, Arkansas has gained 400+ total yards of offense in 24 of 34 games and rushed for 200+ yards in 20 of 34 games.
- The Hogs have recorded 400+ total yards of offense in nine of their 11 games this season, including two consecutive games with 500+ total yards of offense against BYU (Oct. 15) and Auburn (Oct. 29).
- Of QB KJ Jefferson's 24 career starts under center, nine have come against top-25 teams in the AP Poll: #1 LSU (2019), #2 Alabama (2021 & 2022), #2 Georgia (2021), #7 Texas A&M (2021), #15 Texas (2021), #17 Ole Miss (2021), #23 Cincinnati (2022), #23 Texas A&M (2022), #23 Liberty (2022), #14 Ole Miss (2022).
- Arkansas has scored 30 points in 15 of QB KJ Jefferson's 24 career starts: 48 at Missouri (2020), 38 vs. Rice (2021), 40 vs. Texas (2021), 45 vs. Georgia Southern (2021), 51 at Ole Miss (2021), 45 vs. UAPB (2021), 31 vs. Mississippi State (2021), 35 at Alabama (2021), 34 vs. Missouri (2021), 31 vs. Cincinnati (2022), 44 vs. South Carolina (2022), 38 vs. Mississippi State (2022), 52 at BYU (2022), 41 at Auburn (2022), 42 vs. Ole Miss (2022).

- LB Bumper Pool has posted back-to-back 100-tackle seasons, totaling 101 tackles in 2020 before racking up a team-leading 125 stops in 2021. Pool, who has 92 total stops through 11 games in 2022, is on pace to become the first Razorback defender with three consecutive 100-tackle seasons since LB De'Jon Harris (2017-19).

- K Cam Little has connected on 30-of-37 field goals and all 87 of his point-after attempts in his career. His career field goal percentage (81.1%) currently ranks first all-time in Arkansas history (min. 20 made field goals).

RAZORBACK NOTEBOOK

DREW IT UP

- LB Drew Sanders has quickly made his presence felt as a game-changing defensive playmaker for the Razorbacks.
- Through 11 games, Sanders leads Arkansas in total tackles (96), tackles for loss (12.5), sacks (8.5) and forced fumbles (3).
- With the help of Sanders, who is first among all SEC defenders in sacks, Arkansas leads the SEC in total sacks (37), five more than the next closest team (Alabama - 32).
- Sanders' 8.5 sacks are the most by a Razorback defender since DE Chris Smith totaled 8.5 sacks in 2013. Sanders is tied with Smith and LB Antwain Robinson (8.5 sacks in 2006) for the eighth-most sacks in a season in school history. He could become the first Arkansas defender with double-digit sacks since DE Jake Bequette (10.0 sacks in 2011).
- Sanders is only the second FBS defender since 2000 (Buffalo LB Khalil Mack in 2013) with 95 or more total tackles and at least 12.0 tackles for loss, eight sacks, three forced fumbles, a fumble recovery and an interception in a season.
- Since 2000, two SEC defenders have recorded double-digit tackles with two sacks, two forced fumbles and at least one pass breakup in a game: Sanders vs. South Carolina in 2022 & Greg Hardy (Ole Miss) vs. Alabama in 2007.



Drew Sanders is only the second FBS defender since 2000 to total 95 tackles with at least 12 TFL, eight sacks, three forced fumbles, a fumble recovery and an interception in a single season.

PICK CITY

- Since the start of the 2020 season, the Razorbacks have totaled 33 interceptions in 34 games. Arkansas tallied 13 interceptions in 10 games in 2020, 13 interceptions in 13 games in 2021, and has seven in 11 games in 2022.
- DB Dwight McGlothern, a transfer from LSU, leads the Razorbacks with three interceptions this season.
- The Hogs' ball-hawking prowess since 2020 has been led by DB Jalen Catalon (5) and DB Hudson Clark (4). DB Myles Slusher (2), DB Latavious Brini (1), DB Malik Chavis (1), DL Eric Gregory (1), DB Quincey McAdoo (1) and LB Drew Sanders (1) have each picked off passes since the start of the 2020 season.

CAM KICKS FOR A CAUSE

- For every field goal hit, K Cam Little donates \$20 to Down Syndrome Connection of Northwest Arkansas. In 24 games over two seasons, he has raised \$400 in made field goals.
- Little donated \$10 per made field goal to DSCNWA last season in the midst of turning in one of the best freshman campaigns in program history, earning Freshman All-America praise from the Football Writers Association of America.
- In his first year on campus, Little connected on 20-of-24 (83.3%) field goal attempts, was a perfect 46-for-46 on point after attempts and led the Razorbacks with 106 points – just the sixth 100-point season by an Arkansas kicker in history.
- Little's stellar freshman campaign etched his name into the Arkansas record books as his 20 made field goals tied K Todd Wright (20 field goals in 1989) for third most in a single season.
- Nationally, Little's 20 made field goals were second most among all FBS freshman kickers last season, and his field goal percentage (83.3%) was the best among all FBS freshman kickers with a minimum of 20 field goal attempts.
- Little, who has drilled 10-of-13 field goal tries in 2022, is a perfect 8-for-8 on field goals inside 40 yards this season.
- For his career, Little is 30-of-37 on field goal attempts, including a 21-of-22 (95.5%) mark on field goals inside 40 yards, with a pair of career-long makes from 51 yards.
- His career field goal percentage (81.1%) currently ranks first all-time in Arkansas history (minimum 20 made field goals).

FIELD GOAL FUNDRAISER

Game	Opponent	Made-Att.	Money Raised
1	Rice	1-1	\$10
2	Texas	4-4	\$40
3	Georgia Southern	1-1	\$10
4	Texas A&M	2-2	\$20
5	Georgia	0-1	\$0
6	Ole Miss	1-2	\$10
7	Auburn	1-2	\$10
8	UAPB	1-1	\$10
9	Mississippi State	3-4	\$30
10	LSU	3-3	\$30
11	Alabama	0-0	\$0
12	Missouri	2-2	\$20
13	Penn State	1-1	\$10
14	Cincinnati	1-1	\$20
15	South Carolina	0-1	\$0
16	Missouri State	1-1	\$20
17	Texas A&M	0-1	\$0
18	Alabama	2-2	\$40
19	Mississippi State	1-1	\$20
20	BYU	1-1	\$20
21	Auburn	2-2	\$40
22	Liberty	1-1	\$20
23	LSU	1-1	\$20
24	Ole Miss	0-1	\$0
		30-37	\$400

EXTRA! EXTRA! READ ALL ABOUT IT!

- Follow [@RazorbackComms](#), the official Twitter account of Razorback Communications, for Arkansas stats and facts. The account is operated by members of the school's communications staff.
- In-game notes and information will be shared in addition to a traditional postgame notes package, which is shared via email and archived at [ArkansasRazorbacks.com](#).



SEC STANDINGS

EASTERN DIVISION

Team	OVR	SEC	Home	Road	Strk
Georgia	11-0	8-0	5-0	4-0	W11
Tennessee	9-2	5-2	7-0	2-2	L1
Kentucky	6-5	3-5	4-3	2-2	L2
Florida	6-5	3-5	5-2	1-2	L1
South Carolina	7-4	4-4	5-2	2-2	W1
Missouri	5-6	2-5	4-2	1-4	W1
Vanderbilt	5-6	2-5	2-3	3-3	W2

WESTERN DIVISION

Team	OVR	SEC	Home	Road	Strk
LSU	9-2	6-1	6-1	3-0	W5
Alabama	9-2	5-2	6-0	3-2	W2
Ole Miss	8-3	4-3	5-1	3-2	L2
Mississippi St.	7-4	3-4	6-1	1-3	W1
Arkansas	6-5	3-4	4-3	2-1	W1
Auburn	5-6	2-5	5-3	0-3	W2
Texas A&M	4-7	1-6	3-3	0-4	W1

SEC SCHEDULE

Thursday, Nov. 24 (Week 13)

Mississippi State at Ole Miss | 6 p.m. | ESPN

Friday, Nov. 25 (Week 13)

Arkansas at Missouri | 2:30 p.m. | CBS

Florida at Florida State | 6:30 p.m. | ABC

Saturday, Nov. 26 (Week 13)

Georgia Tech at Georgia | 11 a.m. | ESPN

South Carolina at Clemson | 11 a.m. | ABC

Louisville at Kentucky | 2 p.m. | SEC Network

Auburn at Alabama | 2:30 p.m. | CBS

LSU at Texas A&M | 6 p.m. | ESPN

Tennessee at Vanderbilt | 6:30 p.m. | SEC Network

Saturday, Dec. 3 (SEC Championship Game)

LSU vs. Georgia | 3 p.m. | CBS

All times Central

HOGS IN THE POLLS

	AP	Coaches	CFP
Preseason	19	23	-
Sept. 6 (Week 2)	16	17	-
Sept. 11 (Week 3)	10	11	-
Sept. 18 (Week 4)	10	10	-
Sept. 25 (Week 5)	20	19	-
Oct. 2 (Week 6)	RV	25	-
Oct. 9 (Week 7)	NR	NR	-
Oct. 16 (Week 8)	RV	RV	-
Oct. 23 (Week 9)	RV	RV	-
Oct. 30 (Week 10)	RV	RV	NR
Nov. 6 (Week 11)	NR	NR	NR
Nov. 13 (Week 12)	NR	NR	NR
Nov. 20 (Week 13)	RV	NR	TBA
Week 14			
Week 15			

ACTIVE CAREER LEADERS

TACKLES

Rank	Player, Class	Tackles
1.	Bumper Pool, *Sr.	441
2.	Jalen Catalon, R-Jr.	159
3.	Jordan Domineck, R-Sr.	132
4.	Drew Sanders, Jr.	129
5.	Hudson Clark, R-Jr.	125

TACKLES FOR LOSS

Rank	Player, Class	TFL
1.	Bumper Pool, *Sr.	27.5
2.	Jordan Domineck, R-Sr.	25.0
3.	Drew Sanders, Jr.	15.0
4.	Zach Williams, Sr.	13.5
5.	Terry Hampton, *Sr.	12.0

SACKS

Rank	Player, Class	Sacks
1.	Jordan Domineck, R-Sr.	15.5
2.	Drew Sanders, Jr.	9.5
3.	Zach Williams, Sr.	8.0
4.	Eric Gregory, R-Jr.	5.5
5.	Chris Paul Jr., So.	4.0

INTERCEPTIONS


Rank	Player, Class	INT
1.	Jalen Catalon, R-Jr.	5
2.	Dwight McGlothorn, Jr.	4
3.	Hudson Clark, R-Jr.	4
4.	Latavious Brini, *Sr.	2
5.	Myles Slusher, Jr.	2
6.	Malik Chavis, R-Jr.	1
7.	Eric Gregory, R-Jr.	1
8.	Quincey McAdoo, Fr.	1
9.	Drew Sanders, Jr.	1

RUSHING

Rank	Player, Class	Yards/TD
1.	Raheim Sanders, So.	1,957/15
2.	KJ Jefferson, R-Jr.	1,261/16
3.	Dominique Johnson, Jr.	618/7
4.	AJ Green, So.	537/3
5.	Dennis Daniels, R-Sr.	501/4

RECEPTIONS

Rank	Player, Class	Receptions/Yards/TD
1.	Jadon Haselwood, R-Jr.	114/1,364/10
2.	Trey Knox, Jr.	77/863/9
3.	Matt Landers, Sr.	72/1,347/12
4.	Raheim Sanders, So.	36/358/2
5.	Hudson Henry, R-Jr.	25/148/1



THE RAZORBACK DAILY

The Razorback Daily is the official daily podcast of the Arkansas Razorbacks. Hosted by Quinn Grovey and Matt Zimmerman, it is the one-stop shop for everything fans need to know about the Hogs: the biggest stories, exclusive interviews and opinions on the most important news of the day. Find The Razorback Daily anywhere you get your podcasts, or visit linktr.ee/razorbackdaily.

RAZORBACK NOTEBOOK

POWER TO THE PORTAL

- Arkansas added nine student-athletes, including six defensive players, from the transfer portal in the offseason:

Player	Previous School(s)
DB Latavious Brini	Georgia
DL Jordan Domineck	Georgia Tech
QB Cade Fortin	UNC/South Florida
DL Terry Hampton	Arkansas State
WR Jadon Haselwood	Oklahoma
DL Landon Jackson	LSU
WR Matt Landers	Georgia/Toledo
DB Dwight McGlothorn	LSU
LB Drew Sanders	Alabama


- Landers' 701 receiving yards through 11 games this season are the most by an Arkansas pass catcher not named WR Treyton Burks since WR Drew Morgan tallied 739 receiving yards in 13 games during the 2016 campaign.
- Domineck ranks second on the Razorbacks in both sacks (6.5) and tackles for loss (7.5). His 15.5 career sacks are currently the most among all Arkansas defenders.
- McGlothorn has started all 11 games at cornerback and reeled in a team-leading three interceptions this season.

VETERAN PRESENCE UP FRONT

- Arkansas features four veterans - redshirt senior Dalton Wagner, senior Ricky Stromberg, redshirt junior Brady Latham and redshirt junior Beaux Limmer - on its offensive line. The group has combined for 167 career games played & 142 career starts:

Player	Career Games Played	Career Starts (Consecutive Starts)
Dalton Wagner	51	38 (1)
Ricky Stromberg	45	43 (24)
Brady Latham	36	34 (34)
Beaux Limmer	35	27 (22)
Total	167	142

- The Razorbacks have started the same five linemen - Wagner, Stromberg, Latham, Limmer and redshirt senior Luke Jones (11 career starts) - in 10 of 11 games this season, paving the way for RB Raheim Sanders, the SEC's second-leading rusher.
- Behind the unit's blocking, Arkansas ranks second in the SEC in rushing yards (2,568) and rushing yards per game (233.5).
- Through 11 games this season, the Hogs have posted 5,120 yards of total offense (2,568 rushing, 2,552 passing). With two games left, the offense is on pace to become just the third in school history to top 6,000 total yards of offense (2010, 2015).
- Five Arkansas ball carriers have totaled 100 or more rushing yards in 2022: Sanders (1,379), QB KJ Jefferson (479), RB AJ Green (310), QB Malik Hornsby (172) and RB Rashod Dubinion (155).
- The offensive line has helped Sanders average 6.6 yards per carry this season. If the season ended today, Sanders' yards per rush would rank third in school history for most yards per rush in a season (minimum 99 rushes).
- This season, Sanders is gaining 125.4 total yards per game on 6.6 yards per play behind the blocking of the offensive line.
- In RB Darren McFadden's record-setting 2007 season, in which he set the program's single-season rushing mark (1,830 yards on 325 carries), Arkansas' offensive line helped him total 153.4 yards from scrimmage per game on 5.8 yards per play.



Matt Landers, a Toledo transfer, leads the Razorbacks in four receiving categories (min. 20 catches): yards (701), yards per catch (17.5), yards per game (63.7) and receiving touchdowns (6).



2022 HONORS

PRESEASON ALL-AMERICA

Jalen Catalon • R-Jr. • DB

ESPN – First Team
Phil Steele – First Team
Associated Press – Second Team
Athlon Sports – Second Team
CBS Sports / 247Sports – Second Team
Sporting News – Second Team
Sports Illustrated – Second Team
The Athletic – Second Team
Pro Football Focus – Third Team

Bumper Pool • Sr. • LB

Phil Steele – Second Team
Athlon Sports – Fourth Team
Pro Football Focus – Honorable Mention

Ricky Stromberg • Sr. • OL

The Athletic – Second Team
Phil Steele – Fourth Team

PRESEASON ALL-SEC

Reid Bauer • R-Sr. • P

Pro Football Focus – Third Team

Jalen Catalon • R-Jr. • DB

CBS Sports – First Team
Coaches – First Team
Media – First Team
Phil Steele – First Team
Athlon Sports – Second Team
Pro Football Focus – Second Team

Jadon Haselwood • R-Jr. • WR

Phil Steele – Fourth Team

KJ Jefferson • R-Jr. • QB

Athlon Sports – Third Team

Brady Latham • R-Jr. • OL

CBS Sports – Third Team
Coaches – Third Team
Media – Third Team
Pro Football Focus – Third Team

Beaux Limmer • R-Jr. • OL

Pro Football Focus – Second Team
Athlon Sports – Third Team
Phil Steele – Fourth Team

Cam Little • So. • K

Pro Football Focus – Second Team
Athlon Sports – Fourth Team
Phil Steele – Fourth Team

Isaiah Nichols • R-Sr. • DL

Phil Steele – Fourth Team

Bumper Pool • Sr. • LB

Athlon Sports – First Team
Coaches – First Team
Phil Steele – First Team
Pro Football Focus – First Team
CBS Sports – Second Team
Media – Second Team

Drew Sanders • Jr. • LB

Athlon Sports – Fourth Team

Raheim Sanders • So. • RB

Athlon Sports – Fourth Team

Ricky Stromberg • Jr. • OL

Athlon Sports – First Team
CBS Sports – First Team
Coaches – First Team
Media – First Team
Phil Steele – First Team
Pro Football Focus – Second Team

Dalton Wagner • R-Sr. • OL

Pro Football Focus – Third Team

WATCH LISTS & RECOGNITION

Arkansas

Joe Moore Award

Reid Bauer • R-Sr. • P

Ray Guy Award

Simeon Blair • R-Sr. • DB

Reese's Senior Bowl

Latavious Brini • Sr. • DB

Reese's Senior Bowl

Jalen Catalon • R-Jr. • DB

Bronko Nagurski Trophy
Chuck Bednarik Award
Jim Thorpe Award

Hudson Clark • R-Jr. • DB

Burlsworth Trophy

Dominique Johnson • Jr. • RB

Earl Campbell Tyler Rose Award

KJ Jefferson • R-Jr. • QB

Davey O'Brien Award
Johnny Unitas Golden Arm Award
Manning Award
Maxwell Award

Trey Knox • Sr. • TE

Reese's Senior Bowl
William V. Campbell Trophy

Cam Little • So. • K

Danny Wuerffel Trophy
Lou Groza Award

Sam Pittman • Head Coach

Bobby Dodd Coach of the Year Award

Bumper Pool • Sr. • LB

Bronko Nagurski Trophy
Crip Hall Award
Chuck Bednarik Award
Dick Butkus Award
Reese's Senior Bowl
Rotary Lombardi Award

Drew Sanders • Jr. • LB

Chuck Bednarik Award
Dick Butkus Award

Raheim Sanders • So. • RB

Doak Walker Award

Jimmy Smith • RB Coach

Broyles Award

Ricky Stromberg • Jr. • OL

Outland Trophy
Reese's Senior Bowl
Rimington Trophy

Dalton Wagner • R-Sr. • OL

Reese's Senior Bowl

Zach Williams • Sr. • DL

Reese's Senior Bowl

WEEKLY AWARDS

Reid Bauer • R-Sr. • P

SEC Special Teams Player of the Week (Week 9)

Hudson Clark • R-Jr. • DB

SEC Defensive Player of the Week (Week 7)
Paycom Jim Thorpe Award Player of the Week (Week 7)

Jordan Domineck • R-Sr. • DL

SEC Defensive Lineman of the Week (Week 1)

KJ Jefferson • R-Jr. • QB

Davey O'Brien Award Great 8 (Week 1)
Manning Award Stars of the Week (Week 7)

Bumper Pool • Sr. • LB

SEC Defensive Player of the Week (Week 1)
Paul Hornung Award Honor Roll (Week 2)

Drew Sanders • Jr. • LB

Walter Camp National Defensive Player of the Week (Week 2)
SEC Defensive Player of the Week (Week 2)
Bednarik Award Player of the Week (Week 2)
SEC Defensive Player of the Week (Week 12)

Raheim Sanders • So. • RB

SEC Offensive Player of the Week (Week 9)
SEC Offensive Player of the Week (Week 12)

Ricky Stromberg • Sr. • OL

SEC Offensive Lineman of the Week (Week 2)
SEC Offensive Lineman of the Week (Week 12)

MONTHLY AWARDS

Drew Sanders • Jr. • LB

Butkus Award National Linebacker of the Month (Sept.)

MIDSEASON ALL-AMERICA

Beaux Limmer • R-Jr. • OL

Pro Football Focus – Second Team

Dwight McGlothern • Jr. • DB

The Athletic – Second Team

Drew Sanders • Jr. • LB

Associated Press – First Team
CBS Sports – First Team
ESPN – First Team
Sporting News – First Team
The Athletic – Second Team

Ricky Stromberg • Sr. • OL

Sporting News – First Team

MISCELLANEOUS OFFENSE STATS

GAMES WITH A RECEPTION

Player	2018	2019	2020	2021	2022	Career
Nathan Bax	--	0	0	0	2	2
Rashod Dubinion	--	--	--	--	5	5
AJ Green	--	--	--	5	1	6
Jadon Haselwood	--	6	3	12	11	32
Hudson Henry	--	2	5	3	2	12
Malik Hornsby	--	--	--	0	2	2
Ketron Jackson Jr.	--	--	--	4	9	13
KJ Jefferson	--	1	0	0	0	1
Dominique Johnson	--	--	0	5	0	5
Trey Knox	--	7	5	6	9	27
Matt Landers	0	6	1	7	10	24
Raheim Sanders	--	--	--	6	10	16
Isaiah Sategna	--	--	--	--	1	1
Bryce Stephens	--	--	--	1	5	6
Warren Thompson	--	--	--	10	7	17
Jaedon Wilson	--	--	--	--	1	1

5+ RECEPTIONS

Player	2018	2019	2020	2021	2022	Career
Jadon Haselwood	--	0	0	1	7	8
Hudson Henry	--	0	1	0	0	1
Trey Knox	--	3	0	1	1	5
Matt Landers	0	0	0	2	2	4
Raheim Sanders	--	--	--	0	1	1

20+ YARD RECEPTION

Player	2018	2019	2020	2021	2022	Career
Rashod Dubinion	--	--	--	--	1	1
AJ Green	--	--	--	1	1	2
Jadon Haselwood	--	--	--	--	4	4
Ketron Jackson Jr.	--	--	--	1	5	6
Dominique Johnson	--	--	0	1	0	1
Trey Knox	--	5	1	0	6	12
Matt Landers	--	--	--	--	13	13
Raheim Sanders	--	--	--	2	3	5
Bryce Stephens	--	--	--	--	1	1
Warren Thompson	--	--	0	4	3	7

40+ YARD RECEPTION

Player	2018	2019	2020	2021	2022	Career
AJ Green	--	--	--	--	1	1
Jadon Haselwood	--	--	--	--	2	2
Ketron Jackson Jr.	--	--	--	0	1	1
Dominique Johnson	--	--	--	0	1	1
Trey Knox	--	--	1	0	0	1
Matt Landers	--	--	--	--	3	3
Raheim Sanders	--	--	--	0	1	1
Bryce Stephens	--	--	--	--	1	1
Warren Thompson	--	--	--	0	1	1

100 YARDS RECEIVING

Player	2018	2019	2020	2021	2022	Career
Jadon Haselwood	--	0	0	0	1	1
Matt Landers	0	0	0	2	3	5

GAMES WITH MULTIPLE RECEIVING TDS

Player	2018	2019	2020	2021	2022	Career
Jadon Haselwood	--	0	0	2	0	2
Trey Knox	--	0	0	0	2	2
Matt Landers	0	0	0	1	2	3

GAMES WITH A RECEIVING TD

Player	2018	2019	2020	2021	2022	Career
Rashod Dubinion	--	--	--	--	1	1
AJ Green	--	--	--	1	0	1
Jadon Haselwood	--	1	0	3	3	7
Hudson Henry	--	--	1	0	0	1
Ketron Jackson Jr.	--	--	--	1	2	3
Dominique Johnson	--	--	0	1	0	1
Trey Knox	--	2	0	1	3	6
Matt Landers	0	1	0	4	3	8
Raheim Sanders	--	--	--	1	1	2
Bryce Stephens	--	--	--	--	1	1
Warren Thompson	--	--	0	2	2	4

10+ YARD RUNS

Player	2018	2019	2020	2021	2022	Career
Reid Bauer	0	0	0	1	0	1
Rashod Dubinion	--	--	--	--	6	6
Cade Fortin	--	--	--	--	1	1
AJ Green	--	--	--	6	8	14
Malik Hornsby	--	--	0	9	8	17
Javion Hunt	--	--	--	1	0	1
Ketron Jackson Jr.	--	--	--	0	1	1
KJ Jefferson	--	3	3	34	15	57
Dominique Johnson	--	--	0	20	1	21
Raheim Sanders	--	--	--	18	40	58

20+ YARD RUNS

Player	2018	2019	2020	2021	2022	Career
Reid Bauer	0	0	0	1	0	1
A.J. Green	--	--	--	2	0	2
Malik Hornsby	--	--	0	3	2	5
KJ Jefferson	--	1	0	4	4	9
Dominique Johnson	--	--	0	6	0	6
Raheim Sanders	--	--	--	3	15	18

100 YARDS RUSHING

Player	2018	2019	2020	2021	2022	Career
Malik Hornsby	--	--	--	0	1	1
KJ Jefferson	--	0	0	1	1	2
Dominique Johnson	--	--	0	1	0	1
Raheim Sanders	--	--	--	1	7	8

200 YARDS RUSHING

Player	2018	2019	2020	2021	2022	Career
Raheim Sanders	--	--	--	0	1	1

GAMES WITH A RUSHING TD

Player	2018	2019	2020	2021	2022	Career
Rashod Dubinion	--	--	--	--	2	2
A.J. Green	--	--	--	1	2	3
Malik Hornsby	--	--	0	1	0	1
KJ Jefferson	--	1	2	3	5	11
Dominique Johnson	--	--	0	6	0	6
Raheim Sanders	--	--	--	3	6	9

GAMES WITH MULTIPLE RUSHING TDS

Player	2018	2019	2020	2021	2022	Career
Rashod Dubinion	--	--	--	--	1	1
KJ Jefferson	--	0	0	2	1	3
Dominique Johnson	--	--	0	1	0	1
Raheim Sanders	--	--	--	2	3	5

MISC. OFFENSE STATS

CAREER 100-YARD RUSHING GAMES

Raheim Sanders • So. • RB (8)

232 - Ole Miss, 2022
175 - BYU, 2022
171 - Auburn, 2022
167 - Missouri State, 2022
156 - South Carolina, 2022
139 - Ole Miss, 2021
117 - Cincinnati, 2022
101 - Alabama, 2022

KJ Jefferson • R-Jr. • QB (2)

110 - Penn State, 2022
105 - Texas A&M, 2022

Dominique Johnson • Jr. • RB (1)

107 - Mississippi State, 2021

Malik Hornsby • R-So. • QB (1)

114 - Mississippi State, 2022

CAREER 100-YARD RECEIVING GAMES

Matt Landers • Sr. • WR (5)

*150 - Eastern Michigan, 2021
*137 - Middle Tennessee, 2021
123 - Missouri State, 2022
119 - Liberty, 2022
115 - Auburn, 2022
*at Toledo

Jadon Haselwood • R-Jr. • WR (1)

113 - Mississippi State, 2022

MISC. DEFENSE STATS

DOUBLE-DIGIT TACKLES

Player	2018	2019	2020	2021	2022	Career
Simeon Blair	--	0	0	0	1	1
Jalen Catalon	--	--	7	1	0	8
Hudson Clark	--	--	1	0	1	2
Joe Foucha	0	2	1	1	0	4
Bumper Pool	1	3	6	7	4	21
Drew Sanders	--	--	0	0	6	6

TEAM LEADER IN TACKLES (Ties included)

Player	2018	2019	2020	2021	2022	Career
Latavious Brini	--	--	--	--	1	1
Jalen Catalon	--	--	1	1	0	2
Hudson Clark	--	--	1	0	1	2
Dwight McGlothlen	--	--	--	--	1	1
Bumper Pool	0	3	5	7	2	17
Drew Sanders	--	--	--	--	7	7

GAMES WITH A SACK (Half sacks included)

Player	2018	2019	2020	2021	2022	Career
Simeon Blair	--	--	0	1	0	1
Taurean Carter	--	0	0	1	0	1
Jordan Domineck	0	0	3	5	5	13
Dorian Gerald	--	0	1	0	0	1
Eric Gregory	--	--	3	1	2	6
Terry Hampton	0	1	2	0	1	1
Landon Jackson	--	--	--	0	4	4
Jayden Johnson	--	--	--	0	2	2
Quincey McAdoo	--	--	--	--	1	1
Isaiah Nichols	--	--	1	2	0	3
Chris Paul Jr.	--	--	--	--	3	3
Bumper Pool	0	1	1	0	2	4
Drew Sanders	0	0	0	1	7	8
Myles Slusher	--	--	0	1	2	3
Jashaud Stewart	--	--	0	0	1	1
Zach Williams	--	0	1	4	5	10

MULTIPLE SACKS (1.5 sacks or more)

Player	2019	2020	2021	2022	Career
Jordan Domineck	0	0	0	1	1
Dorian Gerald	--	0	1	0	1
Chris Paul	--	--	--	2	2
Drew Sanders	--	0	0	2	2
Zach Williams	0	0	0	1	1

ARKANSAS 20+ YARD PLAYS

Yards	Type	Player(s)	Opponent	Yards	Type	Player(s)	Opponent
24	Run	Raheim Sanders	BYU	24	Run	Raheim Sanders	Cincinnati
82*	PR	Bryce Stephens	Missouri State	23	Run	KJ Jefferson	Ole Miss
76	Run	Raheim Sanders	Auburn	23*	Pass	KJ Jefferson to Matt Landers	Ole Miss
73*	Pass	KJ Jefferson to Raheim Sanders	Missouri State	23	Pass	KJ Jefferson to Raheim Sanders	Liberty
68*	Run	Raheim Sanders	Ole Miss	23	Pass	Malik Hornsby to Raheim Sanders	Mississippi State
68	Pass	Malik Hornsby to J. Haselwood	Mississippi State	23*	Pass	KJ Jefferson to Warren Thompson	South Carolina
64*	Run	Raheim Sanders	BYU	22	Run	KJ Jefferson	Ole Miss
64	Pass	KJ Jefferson to Ketron Jackson Jr.	Missouri State	22	Pass	KJ Jefferson to Matt Landers	Liberty
56	Pass	KJ Jefferson to Matt Landers	Auburn	22	Pass	KJ Jefferson to Matt Landers	Auburn
56*	Pass	KJ Jefferson to Warren Thompson	Texas A&M	22	Pass	KJ Jefferson to Trey Knox	BYU
54*	Pass	Malik Hornsby to Bryce Stephens	Mississippi State	22	Pass	KJ Jefferson to Trey Knox	Cincinnati
52	Run	Malik Hornsby	Mississippi State	21	Pass	Malik Hornsby to Ketron Jackson	Mississippi State
47	Pass	KJ Jefferson to Matt Landers	Missouri State	20*	Run	Raheim Sanders	Ole Miss
47	Run	Raheim Sanders	South Carolina	20	Run	KJ Jefferson	Ole Miss
44	Pass	Malik Hornsby to J. Haselwood	Mississippi State	20*	Pass	KJ Jefferson to Ketron Jackson	Ole Miss
43	Run	Raheim Sanders	Missouri State	20	Pass	KJ Jefferson to Trey Knox	Ole Miss
40*	Pass	Cade Fortin to Matt Landers	LSU	20	Pass	KJ Jefferson to Jadon Haselwood	Auburn
39*	Pass	KJ Jefferson to Rashod Dubinion	BYU	20	Pass	KJ Jefferson to Matt Landers	Alabama
38*	Pass	KJ Jefferson to Jadon Haselwood	Missouri State	20	Pass	KJ Jefferson to Matt Landers	Missouri State
37	Run	Raheim Sanders	Cincinnati	20	Pass	KJ Jefferson to Matt Landers	Cincinnati
36	Pass	KJ Jefferson to Matt Landers	Liberty				
36	Pass	KJ Jefferson to Trey Knox	BYU				
36	Pass	KJ Jefferson to Trey Knox	Alabama				
34	Pass	KJ Jefferson to Matt Landers	Liberty				
34	KR	AJ Green	Missouri State				
34	PR	Bryce Stephens	Missouri State				
32	Run	Raheim Sanders	Ole Miss				
32*	Pass	KJ Jefferson to Ketron Jackson	Texas A&M				
32*	Pass	KJ Jefferson to Trey Knox	Cincinnati				
30	Pass	KJ Jefferson to Ketron Jackson	BYU				
30	Pass	KJ Jefferson to AJ Green	BYU				
30	Pass	KJ Jefferson to Jadon Haselwood	Missouri State				
29	Pass	Cade Fortin to Matt Landers	LSU				
29	Pass	KJ Jefferson to Warren Thompson	Auburn				
29	Pass	KJ Jefferson to Rashod Dubinion	Cincinnati				
28	Run	Raheim Sanders	Ole Miss				
28	Run	Raheim Sanders	Liberty				
27	Run	Raheim Sanders	Missouri State				
26	Run	Raheim Sanders	Alabama				
26	Run	KJ Jefferson	Texas A&M				
26	Pass	KJ Jefferson to Matt Landers	Missouri State				
25	Run	KJ Jefferson	Auburn				
25	Run	Malik Hornsby	Mississippi State				

* touchdown scored on play

HEAD COACH SAM PITTMAN

• Led Arkansas to wins over Texas A&M (Southwest Classic), LSU (Battle for the Golden Boot) and Missouri (Battle Line Rivalry) to capture all three rivalry trophies for the first time in school history in 2021.

• The Razorbacks won a bowl game for first time since 2016 and first Jan. 1 bowl since 2000 with Outback Bowl victory.

• Guided Arkansas to eight regular-season wins in 2021, the team's most victories in a regular season since the 2011 campaign.

Sam Pittman, one of the nation's premier recruiters, was named the 34th head coach in Razorback history prior to the 2020 season and has led one of the most remarkable program turnarounds in college football since taking the helm.

Preaching belief, it did not take long for Pittman to make the state proud. After restoring belief in his first season as the head coach, Pittman pushed the program back onto the national scene in just his second year. The Razorbacks won eight games combined in the three seasons prior to Pittman's arrival before winning nine games in 2021, including an Outback Bowl victory over Penn State, for the program's most wins in a decade. Arkansas finished the season ranked No. 21 in the Associated Press Poll and No. 20 in the USA Today Coaches' Poll, ending the season ranked for the first time since 2011.

The Hogs started the 2021 season 4-0 and rose to No. 8 in the Associated Press poll early in the season - the team's highest ranking since 2011 - and later set a program first by being ranked in consecutive College Football Playoff rankings after the Razorbacks beat No. 17 Mississippi State. For the first time in history, the Hogs also captured all three of the program's trophy games, beating No. 7 Texas A&M in the Southwest Classic, winning at LSU to recapture the Golden Boot and topping Missouri in the season finale to earn the Battle Line Rivalry trophy. Pittman and the Razorbacks entered the postseason with eight wins - the most regular season victories at Arkansas since 2011 - before adding a fourth trophy to the case with a 24-10 win over the Nittany Lions in Tampa, Fla. at the Outback Bowl.

Pittman's players have also been in the spotlight over the last two seasons. Linebacker Grant Morgan became the first Razorback in history to win the Burlsworth Trophy - given annually to the nation's best player who started his career as a walk-on - and just the 16th Hog ever to earn Walter Camp Football Foundation All-America honors. Earlier this spring, Treyton Burks became the first Arkansas player to be selected in the first round of the NFL Draft since 2018 when Pittman protégé Frank Ragnow was taken 20th overall. Burks went 16th overall to Tennessee after being named a First-Team All-SEC wide receiver. Montaric Brown earned All-SEC first team honors this past season before being selected by the Jacksonville Jaguars. Burks and Brown were joined by John Ridgeway (Dallas Cowboys) to give Arkansas their most players selected in the NFL Draft since 2019.

Pittman's program has also proven to be strong on the recruiting trail. The Razorbacks have hauled in consecutive Top 30 classes while also finding impact players in the transfer portal. This past fall, freshmen running backs Raheim Sanders and AJ Green along with wide receiver Ketrone Jackson and defensive back Jayden Johnson all made significant contributions with Sanders being one of four Hogs to eclipse 500 yards rushing. The 2021 team also featured five players from the transfer portal.

Under the first-year head coach in 2020, Arkansas compiled a 3-7 record against an ultra-challenging SEC-only schedule in a season marred by the COVID-19 pandemic. In week two, the Razorbacks defeated No. 16 Mississippi State on the road, 21-14, snapping a 20-game SEC losing streak and claiming their first win against a ranked team since November 2016. Pittman oversaw immediate change on both sides of the ball with the offense averaging 51 more total yards per game and the defense forcing seven more interceptions than the 2019 team. Linebacker Grant Morgan earned Walter Camp second-team All-America honors, becoming the 16th Razorback in program history to earn the nod from the nation's oldest All-America team. Pittman guided the Razorbacks to their 43rd all-time bowl berth, becoming the fifth coach in school history to lead the team to a bowl in his first season and first since Houston Nutt in 1998 (Florida Citrus Bowl). The 2020 Texas Bowl, however, was canceled due to COVID-19 issues within TCU's program.

Before his return to Fayetteville, Pittman spent four seasons on staff at Georgia, including the 2019 season when he served as associate head coach and offensive line coach for the Bulldogs. He arrived in Athens in 2016 as the offensive line coach as part of Kirby Smart's first staff. In his four seasons with the Bulldogs, Pittman helped Georgia to unprecedented success including three-straight Southeastern Conference Eastern Division titles. Pittman's linemen paved the way for the Bulldogs' rushing attack in 2019 led by D'Andre Swift, who finished fourth in the league with 1,216 yards just ahead of Arkansas' Rakeem Boyd (1,133). Andrew Thomas, Isaiah Wilson and Solomon Kindley led the way up front on Pittman's o-line and later heard their names called in the NFL Draft with Thomas and Wilson going in the first round.

An original member of Bret Bielema's staff at Arkansas in 2013, Pittman helped build the Razorbacks' offensive line into one of the league's best. He quickly made an impact, helping Travis Swanson earn first-team All-America honors and Rimington Trophy finalist honors in 2013. His first two offensive lines at Arkansas led the SEC in sacks allowed per game and his offensive line in 2014 paved the way for two 1,000-yard rushers in Jonathan Williams and Alex Collins. The unit averaged 328.4 pounds per player, making it the largest offensive line in the FBS and NFL that season.


The Oklahoma native has coached at seven different Power 5 schools during his 32 years of coaching, including Oklahoma, Missouri, Kansas, North Carolina and Tennessee. With a wealth of experience, Pittman is widely regarded as one of the nation's best offensive line coaches. He has coached 17 players that have been selected in the NFL Draft since 2013, including first round picks Andrew Thomas (4th in 2020), Isaiah Wilson (29th in 2020), Ragnow (20th in 2018), Isaiah Wynn (23rd overall in 2018), Ja'Wuan James (19th overall in 2014) and Jonathan Cooper (7th overall in 2013).

Overall, Pittman has coached seven offensive linemen that were selected in the first round of the NFL Draft, including Stockar McDougle (20th overall in 2000). Pittman also became the highest drafted Razorback center in school history at the time when he was picked 76th overall in 2014.

Pittman's coaching career began in 1987 as the head coach at Princeton (Mo.) HS. He coached at Hutchinson (Kan.) CC for three seasons, including the final two as the head coach, before getting his first FBS opportunity as Northern Illinois' offensive line coach in 1994. He later returned to NIU to help the Huskies to a pair of division championships and two bowl games and was the first assistant head coach in program history.

Pittman played defensive end at Pittsburg State, where he was a first-team NAIA All-American and twice earned all-conference recognition. He graduated with a bachelor's degree in education in 1986 and was inducted into the PSU Athletics Hall of Fame in 1998. As a senior at Grove High School, Pittman won the state Class 3A shot put title.

He and his wife, Jamie, reside in Fayetteville. Full bio on [ArkansasRazorbacks.com](https://arkansasrazorbacks.com).



COACHING HISTORY

2020-pres.	Arkansas Head Coach
2019	Georgia Associate Head Coach/OL
2016-18	Georgia Offensive Line
2013-15	Arkansas Asst. HC/OL/Recruiting Coord.
2012	Tennessee Offensive Line
2011	North Carolina Associate Head Coach/OL
2007-10	North Carolina Offensive Line
2004-06	Northern Illinois Assistant Head Coach/OL
2003	Northern Illinois Offensive Line
2001	Kansas Offensive Line
2000	Missouri Offensive Line
1999	Western Michigan Assistant Coach
1997-98	Oklahoma Offensive Line
1996	Cincinnati Offensive Tackles/Tight Ends
1994-95	Northern Illinois Offensive Line
1992-93	Hutchinson (Kan.) CC Head Coach
1991	Hutchinson (Kan.) CC Offensive Line
1989-90	Trenton (Mo.) HS Head Coach
1987-88	Princeton (Mo.) HS Head Coach

GAME 12: MISSOURI

GAME-BY-GAME BREAKDOWN

	FINAL	SCORE BY QUARTER					FIRST DOWNS				RUSHING			PASSING			OFFENSE		PUNTING		FUMBLES	PENALTY	THIRD	TOTAL	
GAME	SCORE	1	2	3	4	OT	RU	PA	PN	TOT	ATT	YDS	TD	C-A-I	YDS	TD	ATT	YDS	NO-NET	AVG	NO-LOST	NO-YDS	NO-YDS	DOWNS	TOP
Cincinnati	24	0	0	17	7		7	15	2	24	31	111	1	26-43-1	325	2	76	436	4-185-46.2	2-1	10-65		8/16	31:24	
Arkansas	31	7	7	10	7		11	11	1	23	45	224	1	18-26-0	223	3	71	447	6-231-38.5	3-1	7-63		8/16	28:36	
S. Carolina	30	3	6	7	14		5	12	5	22	29	295	3	24-39-1	376	1	68	416	3-65-21.7	5-2	5-41		3-10	25:23	
Arkansas	44	7	14	0	23		20	7	1	28	65	40	5	18-21-0	162	1	86	457	3-107-35.7	0-0	10-122		9-16	34-37	
Missouri St.	27	7	10	7	3		5	14	2	21	32	52	2	24-43-0	357	1	75	409	8-380-47.5	0-0	8-63		7-18	35:51	
Arkansas	38	0	14	3	21		10	11	1	22	36	212	2	19-31-1	385	2	67	597	3-113-37.7	2-2	6-58		5-13	24:09	
Arkansas	21	14	0	0	7		17	7	0	24	54	244	1	12-19-0	171	2	73	415	6-218-36.3	5-1	3-30		6-15	30:34	
Texas A&M	23	0	13	10	0		7	7	2	16	34	192	1	11-21-0	151	1	55	343	5-218-43.6	3-0	9-65		4-12	29:26	
Alabama	49	14	14	0	21		9	7	1	17	42	317	5	11-22-1	238	2	64	555	3-137-45.7	3-0	10-101		9-14	26:38	
Arkansas	26	0	7	16	3		14	9	4	27	51	187	2	17-34-0	190	1	85	377	8-340-42.5	2-1	6-31		5-17	33:22	
Arkansas	17	0	10	7	0		11	7	0	18	44	241	1	10-23-2	242	1	67	483	4-164-41	1-0	10-84		8-16	24:19	
Miss. State	40	14	7	13	6		11	16	6	33	37	173	3	31-48-0	395	3	85	568	3-131-43.7	0-0	4-45		5-13	35:41	
Arkansas	52	7	25	14	7		14	18	2	34	42	277	2	29-40-0	367	5	82	644	1-62-62	1-1	7-98		12-15	31:13	
BYU	35	13	8	14	0		7	16	4	27	30	115	2	26-41-1	356	3	71	471	2-86-43	4-2	4-50		7-13	28:47	
Arkansas	41	7	10	14	10		11	10	2	23	48	286	4	16-24-0	234	1	72	520	3-129-43	1-1	10-53		8-14	29:50	
Auburn	27	3	10	0	14		9	11	0	20	38	183	2	24-33-0	285	1	71	468	5-206-41.2	0-0	7-55		11-19	30:10	
Liberty	21	7	14	0	0		9	8	0	17	38	91	0	15-25-1	315	3	63	315	7-251-35.9	3-0	3-27		7-15	30:38	
Arkansas	19	0	3	2	14		10	11	1	22	42	144	0	23-37-2	284	2	79	428	6-265-44.2	1-0	6-36		4-16	29:22	
LSU	12	0	6	7	0		11	4	0	15	51	198	1	8-15-1	86	0	66	284	6-261-43.5	1-1	7-44		4-14	32:44	
Arkansas	10	3	0	0	7		11	4	0	15	46	133	0	12-22-0	116	1	68	249	7-277-39.6	2-2	2-15		6-17	27:16	
Ole Miss	27	3	3	0	21		21	8	3	32	53	463	2	21-36-1	240	1	89	703	2-68-34	2-2	12-116		7-16	30:10	
Arkansas	42	14	21	7	0		12	9	3	24	43	352	3	17-22-0	168	3	65	503	6-209-34.8	0-0	7-61		5-12	29:50	
Arkansas																									
Missouri																									

AP POLL

Rank	Team	Record	Points	Previous
1	Georgia (62)	11-0	1,574	1
2	Ohio State (1)	11-0	1,507	2
3	Michigan	11-0	1,446	3
4	TCU	11-0	1,395	4
5	USC	10-1	1,293	7
6	LSU	9-2	1,241	6
7	Clemson	10-1	1,152	9
8	Alabama	9-2	1,131	8
9	Tennessee	9-2	1,058	5
10	Oregon	9-2	1,009	12
11	Penn State	9-2	994	11
12	Washington	9-2	879	15
13	Notre Dame	8-3	710	18
14	Utah	8-3	709	13
15	Kansas State	8-3	697	19
16	Florida State	8-3	579	20
17	UCLA	8-3	562	16
18	North Carolina	9-2	464	13
19	Tulane	9-2	441	21
20	Ole Miss	8-3	395	14
21	Cincinnati	9-2	353	22
22	Oregon State	8-3	271	25
23	Coastal Carolina	9-1	186	23
24	Texas	7-4	128	24
25	UCF	8-3	87	17

Other receiving votes: UTSA 85, South Carolina 44, Troy 34, Boise State 16, Illinois 12, Iowa 5, Louisville 5, South Alabama 3, Mississippi State 3, Oklahoma State 2, Arkansas 2, Purdue 2, Fresno State 1.

USA TODAY COACHES POLL

Rank	Team	Record	Points	Previous
1	Georgia (59)	11-0	1,546	1
2	Ohio State (1)	11-0	1,484	2
3	Michigan (2)	11-0	1,420	3
4	TCU	11-0	1,372	4
5	USC	10-1	1,277	6
6	LSU	9-2	1,229	7
7	Alabama	9-2	1,147	8
8	Clemson	10-1	1,142	9
9	Oregon	9-2	1,004	13
10	Penn State	9-2	990	12
11	Tennessee	9-2	950	5
12	Washington	9-2	855	15
13	Kansas State	8-3	761	17
14	Utah	8-3	703	10
15	Notre Dame	8-3	657	19
16	Florida State	8-3	562	20
17	North Carolina	9-2	496	11
18	UCLA	8-3	483	16
19	Ole Miss	8-3	429	14
20	Tulane	9-2	386	22
21	Cincinnati	9-2	376	21
22	Oregon State	8-3	257	NR
23	Coastal Carolina	9-1	222	23
24	Texas	7-4	112	NR
25	UTSA	9-2	70	NR

Others receiving votes: UCF 41, Troy 39, South Carolina 38, Pitt 17, Wake Forest 16, Iowa 15, Louisville 9, Boise State 9, South Alabama 8, Illinois 8, Air Force 6, Purdue 5, Washington State 3, Liberty 3, Georgia Tech 2, Mississippi State 1.

GAME-BY-GAME LEADERS

Opponent	Rushes	Rush Yards	Catches	Receiving Yards	Tackles	Tackles For Loss	Sacks
Cincinnati	20, Raheim Sanders	122, Raheim Sanders	6, Trey Knox	75, Trey Knox	13, Bumper Pool	1.5, Zach Williams	1, Sanders/Domineck
South Carolina	24, Raheim Sanders	156, Raheim Sanders	5, Jadon Haselwood	45, Matt Landers	11, Drew Sanders	3.0, Drew Sanders	2, Drew Sanders
Missouri State	22, Raheim Sanders	167, Raheim Sanders	7, Matt Landers	123, Matt Landers	12, Drew Sanders	2.5, Drew Sanders	2.5, Drew Sanders
Texas A&M	18, KJ Jefferson	105, KJ Jefferson	5, Jadon Haselwood	57, Warren Thompson	7, Bumper Pool	2.0, Eric Gregory	1, Gregory/Jackson
Alabama	22, Raheim Sanders	101, Raheim Sanders	6, Jadon Haselwood	48, Ketron Jackson Jr.	12, Drew Sanders	1.5, Bumper Pool	1.0, Drew Sanders
Mississippi State	20, Raheim Sanders	114, Malik Hornsby	4, Raheim Sanders	113, Jadon Haselwood	16, Drew Sanders	--	--
BYU	15, Raheim Sanders	175, Raheim Sanders	8, Matt Landers	99, Matt Landers	11, Hudson Clark	1.0, Brini, Paul Jr., Ball	--
Auburn	16, Raheim Sanders	171, Raheim Sanders	5, Jadon Haselwood	115, Matt Landers	7, Brini/McGlothorn	2.0, Latavious Brini	1.0, Domineck/Paul Jr./Slusher
Liberty	17, Raheim Sanders	60, Raheim Sanders	8, Jadon Haselwood	119, Matt Landers	9, Drew Sanders	3.5, Drew Sanders	1.0, Four Tied
LSU	18, Malik Hornsby	79, Malik Hornsby	5, Jadon Haselwood	69, Matt Landers	12, Drew Sanders	2.0, Chris Paul Jr.	2.0, Chris Paul Jr.
Ole Miss	24, Raheim Sanders	232, Raheim Sanders	5, Raheim Sanders	38, Matt Landers	10, Drew Sanders	1.0, Four Tied	1.0, McAdoo, Williams

DEPTH CHART

OFFENSE

WR	2	Ketron Jackson Jr.	So. // 6-2 // 203
	85	Harper Cole	R-So. // 5-9 // 178
WR	9	Jadon Haselwood	R-Jr. // 6-3 // 213
	14	Bryce Stephens	R-Fr. // 6-0 // 176
LT	70	Luke Jones	R-Sr. // 6-5 // 327
	72	Andrew Chamblee	Fr. // 6-6 // 303
LG	62	Brady Latham	R-Jr. // 6-5 // 307
	74	Jalen St. John	R-So. // 6-5 // 327
C	51	Ricky Stromberg	Sr. // 6-4 // 313
	75	Patrick Kutas	Fr. // 6-5 // 305
RG	55	Beaux Limmer	R-Jr. // 6-5 // 302
	76	E'Marion Harris	Fr. // 6-7 // 340
RT	78	Dalton Wagner	*R-Sr. // 6-9 // 331
	53	Ty'Kieast Crawford	Jr. // 6-5 // 325
QB	1	KJ Jefferson	R-Jr. // 6-3 // 242
	4	Malik Hornsby	R-So. // 6-2 // 186
	10	Cade Fortin	R-Sr. // 6-3 // 218
RB	5	Raheim Sanders	So. // 6-2 // 227
	0	AJ Green	So. // 5-11 // 208
	6	Rashod Dubinion	Fr. // 5-10 // 211
TE	7	Trey Knox	Sr. // 6-5 // 245
	89	Nathan Bax	R-Sr. // 6-4 // 252
	82	Hudson Henry	R-Jr. // 6-5 // 254
WR	3	Matt Landers	*Sr. // 6-5 // 197
	13	Jaedon Wilson	R-Fr. // 6-3 // 175

DEFENSE

DE	40	Landon Jackson	So. // 6-7 // 274
-OR-	58	Jashaud Stewart	Jr. // 6-2 // 251
DT	99	Terry Hampton	*Sr. // 6-1 // 314
	50	Eric Gregory	R-Jr. // 6-4 // 303
DT	33	Isaiah Nichols	R-Sr. // 6-3 // 315
	5	Cam Ball	R-Fr. // 6-5 // 303
DE	50	Eric Gregory	R-Jr. // 6-4 // 303
	56	Zach Williams	Sr. // 6-4 // 261
-OR-	14	Jordan Domineck	R-Sr. // 6-3 // 251
WILL	10	Bumper Pool	*Sr. // 6-2 // 232
	36	Jordan Crook	Fr. // 6-0 // 232
	45	Jackson Woodard	R-So. // 6-3 // 231
MIKE	42	Drew Sanders	Jr. // 6-5 // 233
	27	Chris Paul Jr.	R-Fr. // 6-1 // 230
CB	3	Dwight McGlothorn	Jr. // 6-2 // 181
	16	Keuan Parker	R-Fr. // 5-11 // 178
S	7	Latavious Brini	*Sr. // 6-2 // 215
	17	Hudson Clark	R-Jr. // 6-2 // 182
	19	Khari Johnson	Jr. // 6-0 // 192
S	15	Simeon Blair	R-Sr. // 5-10 // 208
	8	Jayden Johnson	So. // 6-2 // 204
CB	24	Quincey McAdoo	Fr. // 6-2 // 192
	4	Malik Chavis	R-Jr. // 6-2 // 192
NB	2	Myles Slusher	Jr. // 6-0 // 194
	8	Jayden Johnson	So. // 6-2 // 204
	18	Trent Gordon	R-Sr. // 5-11 // 188
	6	Jacorrei Turner	R-So. // 6-2 // 206

SPECIAL TEAMS

K	29	Cam Little	So. // 6-2 // 181
KO	39	Jake Bates	*Sr. // 5-10 // 202
P	30	Reid Bauer	R-Sr. // 5-11 // 206
	31	Max Fletcher	Fr. // 6-5 // 178
LS	48	Eli Stein	Fr. // 6-3 // 227
	52	John Oehrlein	R-Jr. // 6-1 // 235
-OR-	46	Francisco Castro	R-Fr. // 6-1 // 217
H	30	Reid Bauer	R-Sr. // 5-11 // 206
KR	0	AJ Green	So. // 5-11 // 208
	6	Rashod Dubinion	Fr. // 5-10 // 211
	85	Harper Cole	R-So. // 5-9 // 178
PR	14	Bryce Stephens	R-Fr. // 6-0 // 176
	85	Harper Cole	R-So. // 5-9 // 178

GAME 12: MISSOURI

GAME-BY-GAME OFFENSIVE STARTERS

Opponent	LT	LG	C	RG	RT	TE	TE/WR	QB	RB	WR	WR
Cincinnati	L. Jones	Latham	Stromberg	Limmer	Wagner	Knox	Thompson	Jefferson	R. Sanders	Haselwood	Landers
South Carolina	L. Jones	Latham	Stromberg	Limmer	Wagner	Knox	Thompson	Jefferson	R. Sanders	Haselwood	Landers
Missouri State	L. Jones	Latham	Stromberg	Limmer	Wagner	Knox	Thompson	Jefferson	R. Sanders	Haselwood	Landers
vs. Texas A&M	L. Jones	Latham	Stromberg	Limmer	Wagner	Knox	Thompson	Jefferson	R. Sanders	Haselwood	Landers
Alabama	L. Jones	Latham	Stromberg	Limmer	Wagner	Knox	K. Jackson	Jefferson	R. Sanders	Haselwood	Landers
at Mississippi State	L. Jones	Latham	Stromberg	Limmer	Wagner	Knox	K. Jackson	Fortin	R. Sanders	Haselwood	Landers
at BYU	L. Jones	Latham	Stromberg	Limmer	Wagner	Knox	K. Jackson	Jefferson	R. Sanders	Haselwood	Landers
at Auburn	L. Jones	Latham	Stromberg	Limmer	Wagner	Knox	K. Jackson	Jefferson	R. Sanders	Haselwood	Landers
Liberty	L. Jones	Latham	Stromberg	Limmer	Wagner	Knox	K. Jackson	Jefferson	R. Sanders	Haselwood	Landers
LSU	L. Jones	Latham	Stromberg	Limmer	Crawford	Knox	K. Jackson	Hornsby	R. Sanders	Haselwood	Thompson
Ole Miss	L. Jones	Latham	Stromberg	Limmer	Wagner	Knox	K. Jackson	Jefferson	R. Sanders	Haselwood	Landers
at Missouri											

GAME-BY-GAME DEFENSIVE STARTERS

Opponent	DE	DT	DT	DE	WILL	MIKE	CB	S	S	CB	NB	DIME
Cincinnati	Stewart	Gregory	Nichols	Z. Williams	Pool	D. Sanders	McGlothern	Catalon	Blair	Clark	Slusher	--
South Carolina	Gregory	--	Nichols	Z. Williams	Pool	D. Sanders	McGlothern	Brini	Blair	Clark	J. Johnson	K. Johnson
Missouri State	Jackson	Gregory	Nichols	Z. Williams	Pool	D. Sanders	McGlothern	Brini	Blair	Chavis	J. Johnson	--
vs. Texas A&M	Jackson	Gregory	Nichols	Z. Williams	Pool	D. Sanders	McGlothern	J. Johnson	Blair	Chavis	Slusher	--
Alabama	Jackson	--	Nichols	Z. Williams	Pool	D. Sanders	McGlothern	J. Johnson	Blair	Chavis	Slusher	K. Johnson
at Mississippi State	Jackson	--	Nichols	Z. Williams	Pool	D. Sanders	McGlothern	Clark	Blair	Chavis	J. Johnson	K. Johnson
at BYU	Jackson	Hampton	Nichols	Gregory	Pool	D. Sanders	McGlothern	Clark	Brini	Chavis	Blair	--
at Auburn	Jackson	Hampton	Nichols	Gregory	Pool	D. Sanders	McGlothern	Brini	Blair	Clark	Slusher	--
Liberty	Stewart	--	Nichols	Gregory	Pool	D. Sanders	McGlothern	Brini	Blair	Chavis	Slusher	Clark
LSU	Stewart	--	Nichols	Gregory	Pool	D. Sanders	McGlothern	Brini	Blair	McAdoo	J. Johnson	Clark
Ole Miss	Stewart	--	Nichols	Gregory	Pool	D. Sanders	McGlothern	Brini	Blair	McAdoo	Slusher	Clark
at Missouri												

CAREER STARTS

OFFENSE	2022	2021	2020	2019	2018	TOT	CONS	DEFENSE	2022	2021	2020	2019	2018	TOT	CONS
Ricky Stromberg, OL, Sr.	11	13	8	11	-	43	24	Bumper Pool, LB, *Sr.	11	1	9	12	4	37	11
Dalton Wagner, OL, *R-Sr.	10	10	5	12	1	38	1	Isaiah Nichols, DL, R-Sr.	11	4	7	0	-	22	11
Brady Latham, OL, R-Jr.	11	13	10	0	-	34	34	Terry Hampton, DL, *Sr.	2	2	11	6	0	21	-
Trey Knox, WR, Sr.	11	0	6	11	-	28	11	Simeon Blair, DB, R-Sr.	11	7	2	0	-	20	14
Beaux Limmer, OL, R-Jr.	11	11	6	0	-	28	22	Eric Gregory, DL, R-Jr.	9	3	7	-	-	19	5
KJ Jefferson, QB, R-Jr.	9	13	1	1	-	24	1	Hudson Clark, DB, R-Jr.	8	4	7	-	-	19	6
Jadon Haselwood, WR, R-Jr.	11	12	0	0	1	24	11	Latavious Brini, DB, *Sr.	7	11	0	0	0	18	5
Warren Thompson, WR, R-Sr.	5	3	3	0	0	11	-	Dwight McGlothern, DB, Jr.	11	6	0	-	-	17	11
Matt Landers, WR, Sr.	10	0	0	1	0	11	1	Jalen Catalon, DB, R-Jr.	1	6	9	0	-	16	-
Luke Jones, OL, R-Sr.	11	0	0	0	0	11	11	Jordan Domineck, DL, R-Sr.	0	8	4	3	0	15	-
Raheim Sanders, RB, So.	11	0	-	-	-	11	11	Myles Slusher, DB, Jr.	6	7	2	-	-	15	1
Ketron Jackson Jr., WR, So.	7	0	-	-	-	7	7	Drew Sanders, LB, Jr.	11	3	0	-	-	14	11
Dominique Johnson, RB, Jr.	0	6	0	-	-	6	-	LaDarius Bishop, DB, R-Sr.	0	9	1	3	-	13	-
Cade Fortin, QB, R-Sr.	1	2	0	0	2	5	-	Zach Williams, DL, Sr.	6	0	4	0	-	10	-
Hudson Henry, TE, R-Jr.	0	0	5	-	-	5	-	Malik Chavis, DB, R-Jr.	5	2	0	-	-	8	-
Ty'Kieast Crawford, OL, Jr.	1	0	3	-	-	4	-	Jayden Johnson, DB, So.	5	3	-	-	-	8	-
Malik Hornsby, QB, R-So.	1	0	-	-	-	1	-	Dorian Gerald, DL, *R-Sr.	0	1	1	2	2	6	-
								Landon Jackson, DL, So.	6	0	-	-	-	6	-
								Jashaud Stewart, DL, Jr.	4	1	0	-	-	5	3
								Khari Johnson, DB, Jr.	3	0	1	-	-	4	-
								Quincey McAdoo, DB, Fr.	2	-	-	-	-	2	2
								Taurean Carter, DL, R-Jr.	0	0	1	0	-	1	-

EXPERIENCE ANALYSIS

The chart to the right shows Arkansas' offensive and defensive starting lineups over the last 15 years with numbers representing total starts by classes and percentages of total starts for the entire season.

Season	G	SR	JR	SO	FR	UpperCI%
2022	11 (6-5)	107 (44.2%)	102 (42.2%)	31 (12.8%)	2 (0.1%)	209 (86.4%)
2021	13 (9-4)	159 (55.6%)	58 (20.3%)	66 (23.1%)	3 (0.1%)	217 (75.9%)
2020	10 (3-7)	70 (31.8%)	50 (22.7%)	45 (20.5%)	55 (25.0%)	120 (54.6%)
2019	12 (2-10)	77 (29.2%)	55 (20.8%)	73 (27.7%)	59 (22.4%)	132 (50.0%)
2018	12 (4-8)	103 (39.2%)	86 (32.7%)	44 (16.7%)	30 (11.4%)	189 (71.2%)
2017	12 (4-8)	66 (25.0%)	108 (40.1%)	65 (24.6%)	25 (9.5%)	174 (65.9%)
2016	13 (7-6)	114 (39.9%)	82 (28.7%)	70 (24.5%)	20 (6.9%)	196 (68.5%)
2015	13 (8-5)	67 (23.4%)	143 (50.0%)	58 (20.3%)	18 (6.3%)	210 (73.4%)
2014	13 (7-6)	92 (32.2%)	72 (25.2%)	89 (31.1%)	33 (11.5%)	164 (57.3%)
2013	12 (3-9)	107 (40.5%)	59 (22.3%)	57 (21.6%)	41 (15.5%)	166 (66.7%)
2012	12 (4-8)	99 (37.5%)	87 (33.0%)	31 (11.7%)	46 (17.4%)	186 (70.5%)
2011	13 (11-2)	110 (38.5%)	97 (33.9%)	65 (22.7%)	14 (4.9%)	207 (72.4%)
2010	13 (10-3)	102 (35.7%)	107 (37.4%)	44 (15.4%)	33 (11.5%)	209 (73.1%)
2009	13 (8-5)	74 (25.9%)	83 (29.0%)	115 (40.2%)	14 (4.9%)	157 (54.9%)
2008	12 (5-7)	58 (22.0%)	64 (24.2%)	65 (24.6%)	77 (29.2%)	112 (46.2%)

GAME 12: MISSOURI

ARKANSAS INDIVIDUAL SEASON-HIGHS

Rush Attempts	24 (2x)	Raheim Sanders vs. Ole Miss, 11/19
Yards Rushing	232	Raheim Sanders vs. Ole Miss, 11/19
TD Rushes	3	Raheim Sanders vs. Ole Miss, 11/19
Long Rush	76	Raheim Sanders at Auburn, 10/29
Pass Attempts	40	KJ Jefferson at BYU, 10/15
Pass Completions	29	KJ Jefferson at BYU, 10/15
Yards Passing	385	KJ Jefferson vs. Missouri State, 9/17
TD Passes	5	KJ Jefferson at BYU, 10/15
Long Pass	73	Jefferson to R. Sanders vs. Missouri State, 9/17
Receptions	8 (2x)	Matt Landers vs. Liberty, 11/5
Yards Receiving	123	Matt Landers vs. Missouri State, 9/17
TD Receptions	3	Matt Landers at BYU, 10/15
Long Reception	73	Raheim Sanders vs. Missouri State, 9/17
Field Goals	2 (2x)	Cam Little at Auburn, 10/29
Long Field Goal	51	Cam Little at Mississippi State, 10/8
Punts	8	Max Fletcher vs. Alabama, 10/1
Punting Avg.	62.0	Reid Bauer at BYU, 10/15
Long Punt	78	Reid Bauer at Auburn, 10/29
Punts Inside 20	4	Max Fletcher vs. Ole Miss, 11/19
Long Punt Return	82	Bryce Stephens vs. Missouri State, 9/17
Long Kickoff Return	34 (2x)	AJ Green vs. Missouri State, 9/17
Tackles	16	Drew Sanders at Mississippi State, 10/8
Sacks	2.5	Jordan Domineck vs. Missouri State, 9/17
Tackles For Loss	3.5	Drew Sanders vs. Liberty, 11/5
Interceptions	1 (7x)	Drew Sanders vs. Ole Miss, 11/19

ARKANSAS TEAM GAME-HIGHS

Rushes	65	South Carolina, 9/10
Yards Rushing	335	Ole Miss, 11/19
Yards Per Rush	7.8	Ole Miss, 11/19
TD Rushes	5	South Carolina, 9/10
Pass Attempts	40	at BYU, 10/15
Pass Completions	29	at BYU, 10/15
Yards Passing	385	Missouri State, 9/17
Yards Per Pass Comp.	24.2	at Mississippi State, 10/8
TD Passes	5	at BYU, 10/15
Total Plays	86	South Carolina, 9/10
Total Offense	644	at BYU, 10/15
Yards Per Play	8.9	Missouri State, 9/17
Points	52	at BYU, 10/15
Sacks By	8	Missouri State, 9/17
First Downs	34	at BYU, 10/15
Penalties	10 (3x)	at Auburn, 10/29
Penalty Yards	121	South Carolina, 9/10
Turnovers	3	Missouri State, 9/17
Interceptions By	1 (7x)	Ole Miss, 11/19
Punts	8	Alabama, 10/1
Punting Avg	62.0	at BYU, 10/15
Long Punt	78	at Auburn, 10/29
Punts inside 20	5	Ole Miss, 11/19

ARKANSAS' LONGEST PLAYS

Rush	76	Raheim Sanders at Auburn, 10/29
Pass	73	Jefferson to R. Sanders vs. Missouri State, 9/17
Field Goal	51	Cam Little at Mississippi State, 10/8
Punt	78	Reid Bauer at Auburn, 10/29
Punt Return	82	Bryce Stephens vs. Missouri State, 9/17
Kickoff Return	34 (2x)	AJ Green vs. Missouri State, 9/17
Interception Return	51	Dwight McGlothorn vs. Cincinnati, 9/3
Fumble Return	2 (2x)	Latavious Brini vs. LSU, 11/12

OPPONENT INDIVIDUAL SEASON-HIGHS

Rush Attempts	24	Quinshon Judkins vs. Ole Miss, 11/19
Yards Rushing	214	Quinshon Judkins vs. Ole Miss, 11/19
TD Rushes	2 (3x)	Puka Nacua at BYU, 10/15
Long Rush	77	Jalen Milroe vs. Alabama, 10/1
Pass Attempts	49	Will Rogers at Mississippi State, 10/8
Pass Completions	32	Will Rogers at Mississippi State, 10/8
Yards Passing	406	Will Rogers at Mississippi State, 10/8
TD Passes	3 (3x)	Johnathan Bennett vs. Liberty, 11/5
Long Pass	64	Rattler to Wells Jr. vs. South Carolina, 9/10
Receptions	11	Jo'quavous Marks at Mississippi State, 10/8
Yards Receiving	189	Antwane Wells Jr. vs. South Carolina, 9/10
TD Receptions	1 (18x)	Malik Heath vs. Ole Miss, 11/19
Long Reception	64	Antwane Wells Jr. vs. South Carolina, 9/10
Field Goals	2 (4x)	Jonathan Cruz vs. Ole Miss, 11/19
Long Field Goal	46	Anders Carlson at Auburn, 10/29
Punts	8	Grant Burkett vs. Missouri State, 9/17
Punting Avg.	47.5	Grant Burkett vs. Missouri State, 9/17
Long Punt	64	Grant Burkett vs. Missouri State, 9/17
Punts Inside 20	3 (3x)	Aidan Alves vs. Liberty, 11/5
Long Punt Return	45	Kool-Aid McKinstry vs. Alabama, 10/1
Long Kickoff Return	33	Lideatrick Griffin at Mississippi State, 10/8
Tackles	13	Antonio Johnson vs. Texas A&M, 9/24
Sacks	3.0	Harold Perkins vs. LSU, 11/12
Tackles For Loss	3.5 (2x)	Durrell Johnson vs. Liberty, 11/5
Interceptions	1 (5x)	R. Rahimi, D. Anthony vs. Liberty, 11/5

OPPONENT TEAM GAME-HIGHS

Rushes	53	Ole Miss, 11/19
Yards Rushing	463	Ole Miss, 11/19
Yards Per Rush	8.7	Ole Miss, 11/19
TD Rushes	5	Alabama, 10/1
Pass Attempts	49	at Mississippi State, 10/8
Pass Completions	32	at Mississippi State, 10/8
Yards Passing	406	at Mississippi State, 10/8
Yards Per Pass Comp.	21.6	Alabama, 10/1
TD Passes	3 (3x)	Liberty, 11/5
Total Plays	89	Ole Miss, 11/19
Total Offense	703	Ole Miss, 11/19
Yards Per Play	8.7	Alabama, 10/1
Points	49	Alabama, 10/1
Sacks By	5.0	LSU, 11/12
First Downs	33	at Mississippi State, 10/8
Penalties	12	Ole Miss, 11/9
Penalty Yards	116	Ole Miss, 11/19
Turnovers	3 (3x)	Ole Miss, 11/19
Interceptions By	2	Mississippi State, 10/8
Punts	8	Missouri State, 9/17
Punting Avg	47.5	Missouri State, 9/17
Long Punt	64	Missouri State, 9/17
Punts inside 20	3 (3x)	Liberty, 11/5

OPPONENT'S LONGEST PLAYS

Long Rush	77	Jalen Milroe vs. Alabama, 10/1
Long Pass	64	Rattler to Wells Jr. vs. South Carolina, 9/10
Field Goal	46	Anders Carlson at Auburn, 10/29
Punt	64	Grant Burkett vs. Missouri State, 9/17
Punt Return	45	Kool-Aid McKinstry vs. Alabama, 10/1
Kickoff Return	33	Lideatrick Griffin at Mississippi State, 10/8
Interception Return	7	Jackie Matthews at Mississippi State, 10/8
Fumble Return	82	Demani Richardson vs. Texas A&M, 9/24

GAME 12: MISSOURI

THE LAST TIME ARKANSAS . . .

RUSHING

Had 500+ yards rushing	vs. South Carolina, 2007 (542)
Had 400+ yards rushing	at Texas Tech, 2014 (438)
Had 400+ yards rushing in consecutive games	at Texas Tech, 2014 (438)
	vs. Nicholls, 2014 (495)
Had 300+ yards rushing	vs. Ole Miss, 2022 (335)
Had 300+ yards rushing in consecutive games	at Texas Tech, 2014 (438)
	vs. Nicholls, 2014 (495)
Had 300+ yards rushing in three consecutive games	at Alabama, 2007 (301)
	vs. Kentucky, 2007 (338)
	vs. North Texas, 2007 (446)
Had 300+ yards rushing in four consecutive games	vs. Troy, 2007 (350)
	at Alabama, 2007 (301)
	vs. Kentucky, 2007 (338)
	vs. North Texas, 2007 (446)
Had 250+ yards rushing	vs. Ole Miss, 2022 (335)
Had 200+ yards rushing	vs. Ole Miss, 2022 (335)
Had 200+ yards in consecutive games	at Mississippi State (241), at BYU (277), at Auburn (286) 2022
Had 70+ rushing attempts	at Kentucky, 2003 (71)
Had 60+ rushing attempts	at Texas Tech, 2014 (68)
Had 50+ rushing attempts	vs. Texas A&M, 2022 (54)
Had 7+ rushing TDs	at Texas Tech, 2014 (7)
Had 6+ rushing TDs	vs. UT Martin, 2015 (6)
Had 6+ rushing TDs in consecutive games	vs. Nicholls, 2014 (6)
	at Texas Tech, 2014 (7)
Had 5+ rushing TDs	vs. South Carolina, 2022 (5)
Had 5+ rushing TDs in consecutive games	vs. Nicholls, 2014 (6)
	at Texas Tech, 2014 (7)
Had 4+ rushing TDs	at Auburn, 2022 (4)
Had 4+ rushing TDs in consecutive games	vs. Rice, 2021 (4) and vs. Texas, 2021 (4)
Had 3+ rushing TDs	vs. Ole Miss, 2022 (3)
Had 3+ rushing TDs in consecutive games	vs. Missouri, 2021 (3) and Penn State, 2022 (3)
Had 3+ rushing TDs in three straight games	vs. Rice 2021 (4)
	vs. Texas, 2021 (4)
	vs. Georgia Southern, 2021 (3)
Had 2+ players with 100 yards rushing	at Mississippi State, 2016 (Williams III - 205, Whaley - 112)
Had 3+ players with 100 yards rushing	vs. North Texas, 2007 (McFadden - 138, Jones - 132, Barnett - 105)

PASSING

Had 500+ yards passing	vs. Texas A&M, 2011 (510)
Had 400+ yards passing	vs. Alabama, 2016 (400)
Had 300+ yards passing	at BYU, 2022 (367)
Had 200+ yards passing	vs. Liberty, 2022 (284)
Had 50+ pass attempts	vs. San Jose State, 2019 (50)
Had 40+ pass attempts	at BYU, 2022 (40)
Had 30+ pass attempts	vs. Liberty, 2022 (37)
Had 30+ pass completions	vs. Mississippi State, 2015 (30)
Had 25+ pass completions	at BYU, 2022 (29)
Had 20+ pass completions	vs. Liberty, 2022 (23)
Had fewer than 10 pass completions	vs. Texas A&M, 2021 (9)
Had 7+ passing TDs	vs. Mississippi State, 2015 (7)
Had 6+ passing TDs	vs. Mississippi State, 2015 (7)
Had 5+ passing TDs	at BYU, 2022 (5)
Had 4+ passing TDs	at BYU, 2022 (5)
Had 3+ passing TDs	vs. Ole Miss, 2022 (3)
Had 5+ passes intercepted	vs. San Jose State, 2019 (5)
Had 4+ passes intercepted	vs. San Jose State, 2019 (5)
Had 3+ passes intercepted	vs. Georgia, 2020 (3)

RECEIVING

Had two players with 100 yards receiving	at Ole Miss, 2015 (Morgan - 122, Reed - 105)
Had 10+ different receivers catch a pass	at BYU, 2022 (10)
Had 9+ different receivers catch a pass	at BYU, 2022 (10)
Had 8+ different receivers catch a pass	at Auburn, 2022 (8)
Had multiple players catch 7+ passes in a game	vs. Mississippi State, 2015 (2)
	(Morgan - 7 & Henry - 7)

COMBINATION OFFENSE

Had one 300-yard passer and one 100-yard rusher in a game	at BYU, 2022
	(KJ Jefferson - 367 pass & Raheim Sanders - 175 rush)
Had one 300-yard passer and one 200-yard rusher in a game	at Mississippi State, 2016
	(Allen - 303 pass & Williams III - 205 rush)
Had one 100-yard receiver and one 100-yard rusher in a game	at Auburn, 2022
	(Matt Landers - 115 receiving & Raheim Sanders - 171 rush)
Had one 100-yard receiver and one 100-yard rusher in consecutive games	at Missouri, 2016
	(Hatcher - 106 receiving & Williams III - 117 rush)
Had one 200-yard rusher and one 100-yard receiver in a game	vs. South Carolina, 2006
	(McFadden - 219 rushing & Monk - 192 receiving)
Had one 150-yard rusher and one 150-yard receiver in a game	at Missouri, 2020
	(Trelon Smith - 172 rushing & Treyton Burks - 206 receiving)
Had four different receivers catch a touchdown pass	at Mississippi State, 2015
	(Sprinkle - 3, Henry - 2, Morgan - 1, Cornelius - 1)
Had two 100-yard rushers	at Mississippi State, 2015
	(Williams III - 205 & Whaley - 112)

Had two 100-yard rushers in consecutive games	at Texas Tech, 2014 (Collins - 145 & Williams - 212)
	vs. Nicholls, 2014 (Collins - 143 & Williams - 131)
Had a 200-yard rusher and a 100-yard rusher in a game	at Mississippi State, 2015
	(Williams III - 205 & Whaley - 112)
Had two 150-yard rushers in a game	vs. South Carolina, 2007
	(McFadden - 321 & Jones - 166)
Had three 100-yard rushers in a game	vs. North Texas, 2007
	(McFadden - 138, Jones - 132 & Barnett - 105)
Had two 100-yard receivers in a game	at Ole Miss, 2015
	(Morgan - 122 & Reed - 105)

TOTAL OFFENSE

Had 700+ yards total offense	vs. North Texas, 2007 (713)
Had 600+ yards total offense	at BYU, 2022 (644)
Had 550+ yards total offense	at BYU, 2022 (644)
Had 500+ yards total offense	vs. Ole Miss, 2022 (503)
Had 400+ yards total offense	vs. Ole Miss, 2022 (503)
Had 500+ yards total offense in consecutive games	at Auburn, 2022 (520)
	at BYU, 2022 (644)
Had 85+ plays total offense	vs. Alabama, 2022 (85)
Had 80+ plays total offense	at BYU, 2022 (82)
Had 75+ plays total offense	vs. Liberty, 2022 (79)

SCORING

Scored 70+ points	vs. Nicholls, 2014 (73)
Scored 60+ points	vs. UT Martin, 2015 (63)
Scored 50+ points	at BYU, 2022 (52)
Scored 40+ points	vs. Ole Miss, 2022 (42)
Scored 30+ points	vs. Ole Miss, 2022 (42)
Scored 40+ points in three consecutive games	vs. Auburn, 2015 (54)
	vs. UT Martin, 2015 (63)
	at Ole Miss, 2015 (53)
Scored 30+ points in five consecutive games	vs. Auburn, 2015 (54)
	vs. UT Martin, 2015 (63)
	at Ole Miss, 2015 (53)
	at LSU, 2015 (31)
	vs. Mississippi State, 2015 (50)
Scored 40+ points in a half	vs. UAPB, 2021 (1st half - 45)
Scored 30+ points in a half	vs. Ole Miss, 2022 (1st half - 35)
Scored 35+ points in a quarter	vs. Nicholls, 2014 (1st - 35)
Scored 28+ points in a quarter	vs. UAPB, 2021 (2nd - 28)
Scored 50+ points in consecutive games	at Ole Miss, 2015 (53)
	vs. UT Martin, 2015 (63)
Scored 50+ points in three consecutive games	vs. Auburn, 2015 (54)
	at Ole Miss, 2015 (53)
	vs. UT Martin, 2015 (63)
Scored 50+ points in consecutive SEC games	vs. Auburn, 2015 (54)
	at Ole Miss, 2015 (53)
Both teams combined for 100+ points	at Ole Miss, 2021 (L, 52-51)
Allowed 60+ points	at Florida, 2020 (63)
Allowed 50+ points	at Ole Miss, 2021 (52)
Allowed 40+ points	at Mississippi State, 2022 (40)
Allowed 30+ points	at BYU, 2022 (35)
Was held scoreless	at Georgia, 2021 (37-0)
Was held scoreless at Donald W. Reynolds Razorback Stadium	vs. Alabama, 2012 (52-0)
Was held scoreless on the road	at Georgia, 2021 (37-0)
Was held scoreless at a neutral site	vs. Ole Miss, 1959 (28-0)
Won a game without a rushing TD	at LSU, 2021
Won a game without a passing TD	vs. Penn State, 2022
Won a game in the last 25 seconds of regulation with a TD	vs. Mississippi State, 2021
Won a game in the last 25 seconds of regulation with a field goal	at Ole Miss, 2017
Held opponent scoreless	vs. Tulsa, 2018 (23-0)
Held opponent scoreless at Donald W. Reynolds Razorback Stadium	vs. Tulsa, 2018 (23-0)
Held opponent scoreless on the road	at South Carolina, 2002 (23-0)
Held opponent without a touchdown	vs. UAPB, 2021 (45-3)
Held opponent without an offensive touchdown	vs. UAPB, 2021 (45-3)
Held two opponents scoreless in one season	vs. LSU, 2014 (17-0)
	vs. Ole Miss, 2014 (30-0)
Held three opponents scoreless in one season	vs. Tulsa, 1982 (38-0)
	vs. TCU, 1982 (35-0)
	vs. Texas A&M, 1982 (35-0)
Held an opponent scoreless in consecutive games	vs. LSU, 2014 (17-0)
	vs. Ole Miss, 2014 (30-0)
Held an SEC opponent scoreless	vs. Ole Miss, 2014 (30-0)
Held an SEC opponent scoreless in consecutive games	vs. LSU, 2014 (17-0)
	vs. Ole Miss, 2014 (30-0)
Held two SEC opponents scoreless in one season	vs. LSU, 2014 (17-0)
	vs. Ole Miss, 2014 (30-0)
Scored on the first offensive play of the game	vs. Nicholls, 2014 (Hatcher - 82-yard rush)
Scored on the first offensive series of the game	vs. South Carolina, 2022 (Sanders 1-yd rush)
Scored a two-point conversion passing	at Missouri, 2020 (KJ Jefferson to Mike Woods)
Scored a two-point conversion rushing	vs. Liberty, 2022 (Raheim Sanders)
Had three players with 2 TDs in a game	vs. Eastern Michigan, 2009 (Green - 2, Davis - 2 & Adams - 2)

THE LAST TIME ARKANSAS . . .

DEFENSE

Held opponent to 10 or fewer first downs:	vs. Florida A&M, 2017 (9)
Held opponent to 0 or fewer yards rushing:	vs. Wisconsin, 2007 (-5)
Held opponent to 25 or fewer yards rushing:	vs. New Mexico State, 2017 (11)
Held opponent to 50 or fewer yards rushing:	vs. South Carolina, 2022 (40)
Held opponent to 50 or fewer yards passing:	vs. Vanderbilt, 2010 (36)
Held opponent to 100 or fewer yards rushing:	vs. Liberty, 2022 (91)
Held opponent to 100 or fewer yards passing:	vs. LSU, 2022 (86)
Held opponent to 200 or fewer yards total offense:	vs. Florida A&M, 2017 (175)
Held opponent to 250 or fewer yards total offense:	vs. UAPB, 2021 (223)
Held opponent to 300 or fewer yards total offense:	vs. LSU, 2022 (284)
Intercepted 6+ passes:	vs. Ole Miss, 2020 (6)
Intercepted 5+ passes:	vs. Ole Miss, 2020 (6)
Intercepted 4+ passes:	vs. Ole Miss, 2020 (6)
Intercepted 3+ passes:	vs. Rice, 2021 (3)
Forced 7+ turnovers:	vs. Ole Miss (7 - 6 INTs, 1 FUM)
Forced 6+ turnovers:	vs. Ole Miss (7 - 6 INTs, 1 FUM)
Forced 5+ turnovers:	vs. Ole Miss (7 - 6 INTs, 1 FUM)
Forced 4+ turnovers:	vs. Ole Miss (7 - 6 INTs, 1 FUM)
Scored a safety:	vs. Liberty, 2022
Scored a touchdown:	vs. Ole Miss, 2020 (Jalen Catalon-INT, Grant Morgan-INT)
Scored two touchdowns:	vs. Ole Miss, 2020 (Jalen Catalon-INT, Grant Morgan-INT)
Recorded 8+ sacks:	vs. Missouri State, 2022 (8)
Recorded 7+ sacks:	vs. LSU, 2022 (7)
Recorded 6+ sacks:	vs. LSU, 2022 (7)
Recorded 5+ sacks:	vs. LSU, 2022 (7)
Recorded 4+ sacks:	vs. LSU, 2022 (7)
Had 3 players with 10+ tackles:	vs. Missouri, 2021 Bumper Pool (13), Grant Morgan (10), Hayden Henry (10)
Had 3 players with 10+ tackles in consecutive games:	vs. Tennessee, 2020 Bumper Pool (14), Grant Morgan (12), Jalen Catalon (12)
	vs. LSU, 2020 Grant Morgan (19), Jalen Catalon (16), Bumper Pool (11)
Had 3 players with 2.0+ sacks:	vs. Missouri State, 2022 Jordan Domineck (2.5), Drew Sanders (2.0), Zach Williams (2.0)

SPECIAL TEAMS

Returned a punt for a TD:	vs. Missouri State, 2022 (Stephens - 82 yards)
Returned two punts for TDs:	vs. Missouri State, 2011 (Adams - 61 yards, 69 yards)
Returned a blocked punt for a TD:	vs. Eastern Michigan, 2009 (Armbrust - 1 yard)
Returned a kickoff for a TD:	vs. Auburn, 2017 (Warren - 100)
Returned a game-opening kickoff for a TD:	vs. Northern Illinois, 2014 (Marshall - 97)
Returned a season-opening kickoff for a TD:	vs. Missouri State, 2009 (D. Johnson - 91 yards)
Returned a blocked FG for a TD:	at Mississippi State, 2004 (Brown - 76 yards)
Blocked one punt:	vs. Liberty, 2022 (Quincey McAdoo)
Punted 10+ times:	at Auburn, 2016 (10)
Did not punt:	vs. Alcorn State, 2016
Blocked a field goal:	at Auburn, 2022 (Landon Jackson)
Had a punt blocked:	vs. Liberty, 2022 (A'Khor Jones)
Scored on a fake punt:	vs. Texas A&M, 2014 (Sam Irwin-Hill - 51 yard rush)
Scored on a fake field goal:	at Alabama, 2021 (Reid Bauer 32-yard pass to Blake Kern)
Had a field goal blocked:	vs. LSU, 2020 (Jay Ward)
Blocked a PAT kick:	vs. Eastern Illinois, 2018 (Bumper Pool)
Missed a kicking PAT:	at Missouri, 2020 (A.J. Reed)
Had a kicking PAT blocked:	at Missouri, 2020 (Chris Turner)
Recovered an onside kick:	Alabama, 2022 (Jake Bates)

MISCELLANEOUS

Had 35+ first downs:	at Ole Miss, 2021 (39)
Had 30+ first downs:	at BYU, 2022 (34)
Had 25+ first downs:	at BYU, 2022 (34)
Had 20+ first downs:	vs. Ole Miss, 2022 (24)
Had 20+ passing first downs:	vs. Mississippi State, 2015 (21)
Had 20+ rushing first downs:	vs. South Carolina, 2022 (20)
Had 15+ penalties:	vs. Air Force, 1975 (17)
Had 10+ penalties:	at Auburn, 2022 (10)
Had no penalties:	at Alabama, 2019
Had 100+ yards in penalties:	vs. South Carolina, 2022 (122)
Had 35 minutes+ of possession time:	at Penn State, 2022 (36:13)
Was involved in an overtime game:	at LSU, 2021 (W, 16-13)
Defeated a ranked opponent:	vs. No. 14 Ole Miss, 2022 (42-27)
Defeated a ranked opponent on the road:	at No. 16 Mississippi State, 2020 (21-14)
Defeated ranked opponents in consecutive games:	at No. 18 Ole Miss, 2015 (53-52, OT) at No. 9 LSU, 2015 (31-14)
Won game on final offensive play:	at LSU, 2021 (Cam Little 37-yard field goal)
Zero sacks allowed in a game:	vs. Missouri State, 2022
Zero sacks allowed in consecutive games:	vs. Toledo, 2015
	vs. Texas Tech, 2015
Zero sacks allowed in three consecutive games:	vs. UTEP, 2015 vs. Toledo, 2015 vs. Texas Tech, 2015
Came back from 15+ points down to win:	vs. Missouri State, 2022 (down 17 - won 38-27)
Recorded more points than plays:	vs. UT Martin, 2015 (63 points, 56 plays)

THE LAST TIME AN ARKANSAS PLAYER . . .

RUSHING

Rushed 40+ times:	DeCori Birmingham at Kentucky, 2003 (40)
Rushed 35+ times:	Michael Smith at Kentucky, 2008 (35)
Rushed 30+ times:	Alex Collins vs. Missouri, 2015 (30)
Rushed 25+ times:	Trelon Smith at Missouri, 2020 (26)
Rushed for 300+ yards:	Darren McFadden vs. South Carolina, 2007 (321)
Rushed for 250+ yards:	Darren McFadden vs. South Carolina, 2007 (321)
Rushed for 200+ yards:	Raheim Sanders vs. Ole Miss, 2022 (232)
Rushed for 175+ yards:	Raheim Sanders vs. Ole Miss, 2022 (232)
Rushed for 150+ yards:	Raheim Sanders vs. Ole Miss, 2022 (232)
Rushed for 125+ yards:	Raheim Sanders vs. Ole Miss, 2022 (232)
Rushed for 100+ yards:	Raheim Sanders vs. Ole Miss, 2022 (232)
Rushed for 100+ yards as a true freshman in his first career game:	Chase Hayden vs. Florida A&M, 2017 (120)
Rushed for 100+ yards (quarterback):	Malik Hornsby at Mississippi State, 2022 (114)
Rushed for 150+ yards in consecutive games:	Raheim Sanders at BYU, 2022 (175)
Rushed for 100+ yards in consecutive games:	Raheim Sanders at Auburn, 2022 (171)
Rushed for 100+ yards in consecutive games:	Raheim Sanders at BYU, 2022 (175)
Rushed for 100+ yards in consecutive games:	Raheim Sanders at Auburn, 2022 (171)
Rushed for 5+ touchdowns:	Alex Collins vs. UT Martin, 2015 (5)
Rushed for 4+ touchdowns:	Rawleigh Williams III at Mississippi State, 2016 (4)
Rushed for 3+ touchdowns:	Raheim Sanders at Ole Miss, 2022 (3)
Rushed for 3+ touchdowns (quarterback):	KJ Jefferson at Ole Miss, 2021 (3)
Rushed for 2+ touchdowns:	Raheim Sanders at Ole Miss, 2022 (3)
Had three players rush for touchdowns:	Trelon Smith (1), Dominique Johnson (1), Malik Hornsby (1) vs. Ga. Southern, 2021
Had four players rush for touchdowns:	Sanders (2), Jefferson (1), Green (1), Dubinion (1) vs. S. Carolina, 2022
Had a run of 80+ yards:	Trelon Smith at Florida, 2020 (83)
Had a run of 70+ yards:	Raheim Sanders at Auburn, 2022 (76)
Had a run of 60+ yards:	Raheim Sanders vs. Ole Miss, 2022 (68)
Had a run of 50+ yards:	Raheim Sanders vs. Ole Miss, 2022 (68)
Had 2 TD runs of 50+ yards:	Rakeem Boyd vs. Western Kentucky, 2019 (86, 76)
Had multiple players with a run of 50+ yards:	Rawleigh Williams III (72) & Devwah Whaley (50) at Mississippi State, 2016

PASSING

Passed for 500+ yards:	Tyler Wilson vs. Texas A&M, 2011 (510)
Passed for 450+ yards:	Tyler Wilson vs. Texas A&M, 2011 (510)
Passed for 400+ yards:	Austin Allen vs. Alabama, 2016 (400)
Passed for 350+ yards:	KJ Jefferson at BYU, 2022 (367)
Passed for 300+ yards:	KJ Jefferson at BYU, 2022 (367)
Passed for 250+ yards:	KJ Jefferson vs. Liberty, 2022 (284)
Passed for 200+ yards:	KJ Jefferson vs. Liberty, 2022 (284)
Attempted 50+ passes:	Nick Starkel vs. San Jose State, 2019 (50)
Attempted 45+ passes:	Nick Starkel vs. San Jose State, 2019 (50)
Attempted 35+ passes:	KJ Jefferson vs. Liberty, 2022 (37)
Attempted 30+ passes:	KJ Jefferson vs. Liberty, 2022 (37)
Completed 25+ passes:	KJ Jefferson at BYU, 2022 (29)
Completed 20+ passes:	KJ Jefferson vs. Liberty, 2022 (23)
Threw 5+ touchdown passes:	KJ Jefferson at BYU, 2022 (5)
Threw 4+ touchdown passes:	KJ Jefferson at BYU, 2022 (5)
Threw 3+ touchdown passes:	KJ Jefferson vs. Ole Miss, 2022 (3)
Threw 2+ touchdown passes:	KJ Jefferson vs. Ole Miss, 2022 (3)
Threw 2+ touchdown passes in consecutive games:	KJ Jefferson vs. Missouri State, 2022 (2)
Threw 5+ interceptions:	vs. Texas A&M, 2022 (2)
Threw 4+ interceptions:	Nick Starkel vs. San Jose State, 2019 (5)
Threw 3+ interceptions:	Nick Starkel vs. San Jose State, 2019 (5)
Threw 3+ interceptions:	Nick Starkel at Alabama, 2019 (3)
Completed pass for 90+ yards:	KJ Jefferson vs. Georgia Southern, 2021 (91)
Completed pass for 80+ yards:	KJ Jefferson vs. Texas A&M, 2021 (85)
Completed pass for 70+ yards:	KJ Jefferson vs. Missouri State, 2022 (73)
Completed pass for 60+ yards:	Malik Hornsby at Mississippi State, 2022 (68)
Completed pass for 50+ yards:	KJ Jefferson at Auburn, 2022 (56)

RECEIVING

Caught 10+ passes:	Treyton Burks at Missouri, 2020 (10)
Caught 9+ passes:	Treyton Burks vs. Auburn, 2021 (9)
Caught 8+ passes:	Jadon Haselwood vs. Liberty, 2022 (8)
Caught 7+ passes:	Jadon Haselwood vs. Liberty, 2022 (8)
Caught 10+ passes in consecutive games:	Cobi Hamilton vs. Tulsa, 2012 (11)
Had 300+ yards receiving:	Cobi Hamilton vs. Rutgers, 2012 (303)
Had 200+ yards receiving:	Treyton Burks at Missouri, 2020 (206)
Had 175+ yards receiving:	Treyton Burks at Alabama, 2021 (179)
Had 150+ yards receiving:	Treyton Burks at Alabama, 2021 (179)
Had 100+ yards receiving:	Matt Landers vs. Liberty, 2022 (119)
Had 100+ yards receiving in consecutive games:	Treyton Burks at Alabama, 2021 (179)
Had 100+ yards receiving (tight end):	vs. Missouri, 2021 (129)
Had 100+ yards receiving (tight end):	Hunter Henry vs. Mississippi State, 2015 (129)
Caught 3+ TD passes:	Matt Landers at BYU, 2022 (3)
Caught 2+ TD passes:	Matt Landers vs. Ole Miss, 2022 (2)
Caught 2+ TD passes (tight end):	Trey Knox vs. Liberty, 2022 (2)
2+ tight ends caught TD passes:	Hunter Henry (2) & Jeremy Sprinkle (3) vs. Mississippi State, 2015

TOTAL OFFENSE

Had 450+ yards total offense:	Tyler Wilson vs. Texas A&M, 2011 (481)
Had 400+ yards total offense:	KJ Jefferson vs. Missouri State, 2022 (425)
Had 350+ yards total offense:	KJ Jefferson at BYU, 2022 (399)
Had 300+ yards total offense:	KJ Jefferson vs. Liberty, 2022 (320)
Had 100 yards both passing and rushing:	Malik Hornsby at Miss. State, 2022 (234 passing, 114 rushing)

SCORING

Accounted for 6+ touchdowns:	KJ Jefferson at Ole Miss, 2021 (6)
Accounted for 5+ touchdowns:	KJ Jefferson at BYU, 2022 (5)
Accounted for 4+ touchdowns:	KJ Jefferson at BYU, 2022 (5)
Accounted for 3+ touchdowns:	KJ Jefferson vs. Ole Miss, 2022 (3)
Scored 4+ touchdowns:	Rawleigh Williams III at Mississippi State, 2016 (5)
Scored 3+ touchdowns:	Raheim Sanders vs. Ole Miss, 2022 (3)
Scored 2+ touchdowns:	Raheim Sanders vs. Ole Miss, 2022 (3)
Multiple players score 2+ touchdowns:	Matt Landers (2), Raheim Sanders (3) vs. Ole Miss, 2022

DEFENSE

Intercepted 3+ passes:	Hudson Clark vs. Ole Miss, 2020 (3)
Intercepted 2+ passes:	Jalen Catalon vs. Rice, 2021 (2)
Intercepted passes in consecutive games:	Dwight McGlothern vs. Cincinnati, 2022 (1)
Recovered 2+ fumbles:	vs. South Carolina, 2022 (1)
Recovered 2+ fumbles:	Chevin Calloway vs. Eastern Illinois, 2018 (2)
Forced 2+ fumbles:	Drew Sanders vs. South Carolina, 2022 (2)
Recorded 5+ sacks:	Wayne Martin vs. Ole Miss, 1988 (5.0)
Recorded 3+ sacks:	Chris Smith vs. Southern Miss, 2013 (3.0-22)
Recorded 2+ sacks:	Chris Paul Jr., vs. LSU, 2022 (2.0)
Recorded 5+ tackles for loss:	Jermaine Brooks vs. Auburn, 2001 (5-16)
Recorded 3+ tackles for loss:	Drew Sanders vs. Liberty, 2022 (3.5-5)
Recorded 20+ tackles:	Bumper Pool at Mississippi State, 2020 (20)
Recorded 10+ tackles:	Drew Sanders vs. Ole Miss, 2022 (10)
Recorded 10+ tackles in back-to-back games:	Drew Sanders, vs. LSU, vs. Ole Miss 2022 (12, 10)
Recorded 10+ tackles in three straight games:	Bumper Pool at LSU, 2021 (11)
Recorded 15+ tackles in back-to-back games:	at Alabama, 2021 (11)
Recorded 15+ tackles in back-to-back games:	vs. Missouri, 2021 (13)
Recorded 15+ tackles two+ times in one season:	Grant Morgan (2020) at Florida (15)
Returned an interception for a touchdown:	Grant Morgan (2020) at Mississippi State (15)
Returned a fumble for a touchdown:	vs. Ole Miss (19)
Returned a fumble for a touchdown:	at Florida (15)
Returned an interception for a touchdown:	Jalen Catalon, Grant Morgan vs. Ole Miss, 2020
Returned a fumble for a touchdown:	DeJon Harris (6) vs. Texas A&M, 2019

SPECIAL TEAMS

Returned a Kickoff for a TD:	De'Vion Warren vs. Auburn, 2017 (100 yards)
Returned a Punt for a TD:	Bryce Stephens vs. Missouri State, 2022 (82 yards)
Scored 10+ points kicking:	Cam Little at Auburn, 2022 (11)
Made 5+ field goals:	Kendall Trainor vs. Texas A&M, 1988 (5)
Made 4+ field goals:	Cam Little vs. Texas, 2021 (4)
Made two field goals of 50+ yards:	Steve Little vs. Oklahoma State, 1976 (53 & 57)
Made one field goal of 50+ yards:	Cam Little vs. Liberty, 2022 (50)
Kicked a punt of 70+ yards:	Reid Bauer at Auburn, 2022 (78)
Kicked a punt of 60+ yards:	Reid Bauer at Auburn, 2022 (78)
Punted 10+ times:	Toby Baker at Auburn, 2016 (10)
Totaled 175+ kick return yards:	DeCori Birmingham vs. Alabama, 2002 (197)
Totaled 150+ kick return yards:	Dennis Johnson at Texas, 2008 (150)
Totaled 100+ kick return yards:	Treyton Burks vs. Mississippi State, 2019 (134)
Totaled 100+ punt return yards:	Bryce Stephens vs. Missouri State, 2022 (105)
Totaled 50+ punt return yards:	Bryce Stephens vs. Missouri State, 2022 (105)

THE LAST TIME AN OPPONENT ...

RUSHING

Had 500+ yards rushing:	at Auburn, 2016 (543)
Had 400+ yards rushing:	Ole Miss, 2022 (463)
Had 300+ yards rushing:	Ole Miss, 2022 (463)
Had 200+ yards rushing:	Ole Miss, 2022 (463)
Had 70+ rushing attempts:	at Mississippi State, 2010 (70)
Had 60+ rushing attempts:	Missouri, 2017 (60)
Had 50+ rushing attempts:	Ole Miss, 2022 (53)
Had 7+ rushing TDs:	at Auburn, 2016 (7)
Had 6+ rushing TDs:	Alabama, 2020 (6)
Had 5+ rushing TDs:	Alabama, 2022 (5)
Had 4+ rushing TDs:	Alabama, 2022 (5)

PASSING

Had 500+ yards passing:	at Alabama, 2021 (559)
Had 400+ yards passing:	at Mississippi State, 2022 (406)
Had 300+ yards passing:	at BYU, 2022 (356)
Had 200+ yards passing:	vs. Ole Miss, 2022 (240)
Had 60+ pass attempts:	at Mississippi State, 2020 (60)
Had 50+ pass attempts:	at Mississippi State, 2020 (60)
Had 40+ pass attempts:	at BYU, 2022 (41)
Had 30+ pass attempts:	vs. Ole Miss, 2022 (36)
Had 40+ pass completions:	at Mississippi State, 2020 (43)
Had 30+ pass completions:	at Mississippi State, 2022 (32)
Had 25+ pass completions:	at BYU, 2022 (26)
Had 20+ pass completions:	vs. Ole Miss, 2022 (21)
Had 6+ passing TDs:	at Florida, 2020 (6)
Had 5+ passing TDs:	at Alabama, 2021 (5)
Had 4+ passing TDs:	at Alabama, 2021 (5)
Had 3+ passing TDs:	vs. Liberty, 2022 (3)

RECEIVING

Had two players with 100-yards receiving in a game:	at BYU, 2022 (Puka Nacua, 141 - Kody Epps, 125)
Had 4+ players catch 5+ passes:	at Missouri, 2020 (Keke Chism - 6, B. Banister 6, Damon Hazelton - 5, Tauski Dove - 5)
Had 3+ players catch 5+ passes:	South Carolina, 2022 (Antwane Wells Jr. - 8, MarShawn Lloyd - 6, Austin Stogner - 5)
Had 10+ players catch a pass:	at Mississippi State, 2022 (11)
Had 8+ players catch a pass:	at Auburn, 2022 (8)

TOTAL OFFENSE

Had 700+ yards total offense:	Ole Miss, 2022 (703)
Had 650+ yards total offense:	Ole Miss, 2022 (703)
Had 600+ yards total offense:	Ole Miss, 2022 (703)
Had 550+ yards total offense:	Ole Miss, 2022 (703)
Had 500+ yards total offense:	Ole Miss, 2022 (703)
Had 400+ yards total offense:	Ole Miss, 2022 (703)
Had 100+ plays total offense:	at Missouri, 2017 (102)
Had 90+ plays total offense:	LSU, 2020 (91)
Had 80+ plays total offense:	Ole Miss, 2022 (89)
Had 75+ plays total offense:	Ole Miss, 2022 (89)

SCORING

Scored 70+ points:	at Southern California, 2005 (70)
Scored 60+ points:	at Florida, 2020 (63)
Scored 50+ points:	at Ole Miss, 2021 (52)
Scored 40+ points:	at Mississippi State, 2022 (40)
Scored 30+ points:	at BYU, 2022 (35)
Scored a two-point conversion rushing:	at Alabama, 2021
Scored a two-point conversion passing:	Ole Miss, 2022
Failed on a two-point conversion attempt:	Ole Miss, 2022

TURNOVERS

Had 5+ fumbles:	Eastern Illinois, 2018 (6, lost 5)
Had 4+ fumbles lost:	Eastern Illinois, 2018 (5)
Had 3+ fumbles lost:	Eastern Illinois, 2018 (5)
Committed 7+ turnovers:	Ole Miss, 2020 (7)
Committed 6+ turnovers:	Ole Miss, 2020 (7)
Committed 5+ turnovers:	Ole Miss, 2020 (7)
Intercepted 8+ Arkansas passes:	at SMU, 1951 (8)
Intercepted 7+ Arkansas passes:	at SMU, 1951 (8)
Intercepted 6+ Arkansas passes:	North Texas, 2018 (6)
Intercepted 5+ Arkansas passes:	San Jose State, 2019 (5)
Intercepted 4+ Arkansas passes:	San Jose State, 2019 (5)
Intercepted 3+ Arkansas passes:	Georgia, 2020 (3)
Returned an interception for a touchdown:	Georgia, 2020
Returned a fumble for a touchdown:	vs. Texas A&M, 2022

DEFENSE

Held Arkansas to 10 or fewer first downs:	at Georgia, 2021 (9)
Recorded 9+ sacks:	vs. Oklahoma, 2001 (9.0-55)
Recorded 8+ sacks:	Alabama, 2020 (8.0-49)
Recorded 7+ sacks:	Alabama, 2020 (8.0-49)
Recorded 6+ sacks:	Alabama, 2020 (8.0-49)
Recorded 5+ sacks:	LSU, 2022 (5.0-46)
Scored a safety:	Georgia, 2020
Held Arkansas to 50 or fewer yards rushing:	LSU, 2018 (16)
Held Arkansas to 25 or fewer yards rushing:	LSU, 2018 (16)
Held Arkansas to 100 or fewer yards passing:	vs. Penn State, 2022 (98)
Held Arkansas to 50 or fewer yards passing:	South Carolina, 2013 (30)
Held Arkansas to 300 or less yards total offense:	LSU, 2022 (249)
Held Arkansas to 200 or less yards total offense:	Georgia, 2021 (162)
Held Arkansas to 100 or fewer yards both rushing & passing:	Georgia, 2021 (Rush - 75, Pass - 87)

SPECIAL TEAMS

Returned a punt for a TD:	Alabama, 2020
Returned a kickoff for a TD:	vs. Texas A&M, 2018
Punted 10+ times:	Georgia Southern, 2021 (10)
Punted 10+ times in consecutive games:	North Texas, 2007 (10)
Did not punt:	Chattanooga, 2007 (12)
Did not punt:	Alabama, 2018
Missed a kicking PAT:	at BYU, 2022
Missed two kicking PATs:	at LSU, 2017
Blocked a field goal:	LSU, 2020
Blocked a punt:	Georgia, 2021

MISCELLANEOUS

Had 30+ first downs:	Ole Miss, 2022 (32)
Had 10+ penalties:	Ole Miss, 2022 (12)
Had 100+ yards in penalties:	Ole Miss, 2022 (116)
Had 35+ minutes of possession time:	at Mississippi State, 2022 (35:41)
Had 40+ minutes of possession time:	LSU, 2020 (41:43)
Had two 100-yard rushers and one 100-yard receiver:	Ole Miss, 2022 (Quinshon Judkins - 214 rushing, Zach Evans - 207 rushing & Malik Heath - 140 receiving)
Had one 100-yard rusher and one 100-yard receiver:	at Ole Miss, 2021 (Henry Parish Jr. - 111 rushing, Snoop Conner - 110 rushing & Braylon Sanders - 127 receiving)
Had one 100-yard rusher and two 100-yard receivers:	at Alabama, 2021 (Brian Robinson Jr. - 122 rushing, Jameson Williams - 190 receiving & John Metchie - 173 receiving)

LAST TIME AN INDIVIDUAL OPPONENT . . .

INDIVIDUAL RUSHING

Rushed 40+ times:	Tyler Badie (41), Missouri (2021)
Rushed 35+ times:	Tyler Badie (41), Missouri (2021)
Rushed 30+ times:	Tyler Badie (41), Missouri (2021)
Rushed for 200+ yards:	Quinshon Judkins (214), Zach Evans (207), Ole Miss (2022)
Rushed for 175+ yards:	Quinshon Judkins (214), Zach Evans (207), Ole Miss (2022)
Rushed for 150+ yards:	Quinshon Judkins (214), Zach Evans (207), Ole Miss (2022)
Rushed for 125+ yards:	Quinshon Judkins (214), Zach Evans (207), Ole Miss (2022)
Rushed for 100+ yards:	Quinshon Judkins (214), Zach Evans (207), Ole Miss (2022)
Rushed for 4+ touchdowns:	Nick Fitzgerald (4), Mississippi State (2016)
Rushed for 3+ touchdowns:	Snoop Conner (3), at Ole Miss (2021)
Had a run of 80+ yards:	Justin Tomlin (76), Georgia Southern (2021)
Had a run of 70+ yards:	Jahmyr Gibbs (76, 72), Jalen Milroe (77), Alabama (2022)
Had a run of 60+ yards:	Quinshon Judkins (60), Ole Miss (2022)
Had a run of 50+ yards:	Quinshon Judkins (60), Ole Miss (2022)

INDIVIDUAL PASSING

Passed for 500+ yards:	Bryce Young (559), at Alabama (2021)
Passed for 450+ yards:	Bryce Young (559), at Alabama (2021)
Passed for 400+ yards:	Will Rogers (406), at Mississippi State (2022)
Passed for 300+ yards:	Jaren Hall (356), at BYU (2022)
Attempted 60+ passes:	Kolton Browning (67), Louisiana-Monroe (2012)
Attempted 50+ passes:	K.J. Costello (59), at Mississippi State (2020)
Attempted 40+ passes:	Jaren Hall (41), at BYU (2022)
Completed 40+ passes:	K.J. Costello (43), at Mississippi State (2020)
Completed 30+ passes:	Will Rogers (32), at Mississippi State (2022)
Completed 20+ passes:	Jaxson Dart (21), Ole Miss (2022)
Threw 6+ touchdown passes:	Kyle Trask (6), at Florida (2020)
Threw 5+ touchdown passes:	Bryce Young (5), at Alabama (2021)
Threw 4+ touchdown passes:	Bryce Young (5), at Alabama (2021)
Threw 3+ touchdown passes:	Johnathan Bennett (3), vs. Liberty (2022)
Completed a pass for 90+ yards:	Trevor Knight (92), Texas A&M (2016)
Completed a pass for 80+ yards:	Kellen Mond (81), Texas A&M (2017)
Completed a pass for 70+ yards:	Bryce Young (79), at Alabama (2021)
Completed a pass for 60+ yards:	Spencer Rattler (64), South Carolina (2022)

INDIVIDUAL RECEIVING

Caught 15+ passes:	Willie Gosha (17), Auburn (1995)
Caught 10+ passes:	Jo'quavious Marks (11), at Mississippi State (2022)
Caught 7+ passes:	Demario Douglas (7), vs. Liberty (2022)
Had 200+ yards receiving:	Jamaye Smith (208), Mississippi State (2007)
Had 150+ yards receiving:	Antwane Wells Jr. (189), South Carolina (2022)
Had 100+ yards receiving:	Malik Heath (140), vs. Ole Miss (2022)
Caught 3+ TD passes:	Jameson Williams (3), at Alabama (2021)
Caught 2+ TD passes:	Jameson Williams (3), at Alabama (2021)

INDIVIDUAL TOTAL OFFENSE

Had 500+ yards total offense:	Bryce Young (548; Pass - 559, Rush - 11), at Alabama (2021)
Had 400+ yards total offense:	Bryce Young (548; Pass - 559, Rush - 11), at Alabama (2021)
Had 300+ yards total offense:	Robby Ashford (372; Pass - 285, Rush - 87), at Auburn (2022)
Had 100 yards both passing and rushing:	Jordan Ta'amu (528; Pass - 387, Rush - 141), Ole Miss (2018)

INDIVIDUAL SCORING

Accounted for 6+ touchdowns:	Kyle Trask, at Florida, 2020 (6)
Accounted for 5+ touchdowns:	Bryce Young, at Alabama, 2021 (5)
Accounted for 4+ touchdowns:	Bryce Young, at Alabama, 2021 (5)
Scored 4+ touchdowns:	Peyton Barber, Auburn, 2015 (4)
Scored 3+ touchdowns:	Puka Nacua, at BYU, 2021 (3)

INDIVIDUAL DEFENSE

Intercepted 3+ passes:	Minkah Fitzpatrick (3), Alabama (2016)
Intercepted 2+ passes:	Richard LeCounte (2), Georgia (2020)
Recorded 3+ sacks:	Harold Perkins (3.0), vs. LSU (2022)
Recorded 2+ sacks:	Harold Perkins (3.0), vs. LSU (2022)

SPECIAL TEAMS

Kicked 5+ field goals:	Harrison Mevis (5-5), at Missouri (2020)
Kicked four field goals:	Wyatt Bryan (4-4), at Colorado State (2018)
Returned a punt for a TD:	DaVonta Smith, Alabama (2020)
Returned a kick for a TD:	Jashaun Corbin, vs. Texas A&M (2018)

GAME 12: MISSOURI

ARKANSAS BIG PLAYS FROM SCRIMMAGE

Opponent	Rushing					Passing				
	10-19	20-29	30-39	40-49	50+	15-19	20-29	30-39	40-49	50+
Cincinnati	6	1	1	0	0	3	3	1	0	0
South Carolina	6	0	0	1	0	2	1	0	0	0
Missouri State	4	1	0	1	0	1	3	2	1	2
vs. Texas A&M	6	1	0	0	0	2	0	1	0	1
Alabama	6	1	0	0	0	4	1	1	0	0
at Mississippi State	5	1	0	0	1	1	2	0	1	2
at BYU	6	1	0	0	1	4	1	4	0	0
at Auburn	8	1	0	0	1	2	3	0	0	1
Liberty	8	1	0	0	0	2	2	2	0	0
LSU	6	0	0	0	0	0	1	0	1	0
Ole Miss	3	5	1	0	1	3	3	0	0	0
at Missouri										
Totals	64	13	2	2	4	24	20	11	3	6

OPPONENT BIG PLAYS FROM SCRIMMAGE

Opponent	Rushing					Passing				
	10-19	20-29	30-39	40-49	50+	15-19	20-29	30-39	40-49	50+
Cincinnati	2	0	1	0	0	3	3	3	0	0
South Carolina	2	0	0	0	0	4	0	2	1	2
Missouri State	0	1	0	0	0	6	1	2	1	0
vs. Texas A&M	4	1	0	0	1	3	1	1	0	0
Alabama	1	0	0	0	3	1	2	0	2	1
at Mississippi State	1	0	1	0	0	2	4	3	0	0
at BYU	4	0	0	0	0	3	3	3	0	1
at Auburn	3	0	1	1	0	4	1	1	1	0
Liberty	2	0	0	0	0	2	1	2	1	0
LSU	2	2	2	0	0	0	1	0	0	0
Ole Miss	7	2	3	1	1	0	3	0	0	1
at Missouri										
Totals	28	6	8	2	5	28	20	17	6	5

FIRST DOWN GAME LOG

Arkansas					Opponents				
Opponent	Rush	Pass	Penalty	Total	Opponent	Rush	Pass	Penalty	Total
Cincinnati	11	11	1	23	Cincinnati	7	15	2	24
South Carolina	20	7	1	28	South Carolina	5	13	5	22
Missouri State	10	11	1	22	Missouri State	5	14	2	21
vs. Texas A&M	17	7	0	24	vs. Texas A&M	7	7	2	16
Alabama	14	9	4	27	Alabama	9	7	1	17
at Mississippi State	11	7	0	18	at Mississippi State	10	17	6	33
at BYU	14	18	2	34	at BYU	7	16	4	27
at Auburn	10	11	2	23	at Auburn	9	11	0	20
Liberty	10	11	1	22	Liberty	9	8	0	17
LSU	11	4	0	15	LSU	11	4	0	15
Ole Miss	12	9	3	24	Ole Miss	21	8	3	32
at Missouri					at Missouri				
TOTAL	140	105	15	260	TOTAL	100	120	25	245

TURNOVER CHART

Takeaways					Giveaways				
Opponent	Fumbles	Interceptions	Total	Pts Off	Fumbles	Interceptions	Total	Points Off	Margin
Cincinnati	1	1	2	14	1	0	1	3	+1
South Carolina	2	1	3	7	0	0	0	0	+3
Missouri State	0	0	0	0	2	1	3	10	-3
vs. Texas A&M	0	0	0	0	1	0	1	6	-1
Alabama	0	1	1	0	1	0	1	0	0
at Mississippi State	0	0	0	0	0	2	2	6	-2
at BYU	2	1	3	14	1	0	1	0	+2
at Auburn	0	0	0	0	1	0	1	3	-1
Liberty	0	1	1	7	0	2	2	7	-1
LSU	1	1	2	0	2	0	2	3	0
Ole Miss	2	1	3	7	0	0	0	0	+3
at Missouri									
TOTAL	8	7	15	49	9	5	14	38	+1

GAME 12: MISSOURI

DRIVE SUPERLATIVES

Longest Drive

By No. of Plays
By No. of Yards
By Time of Possession

Arkansas

17 (84 yards, 5:07) vs. Liberty, TD
2x 94 (10 plays, 4:29) vs. LSU, TD
10:02 (16 plays, 73 yards) at BYU, downs

Opponents

15 (66 yards, 5:10) vs. Ole Miss, downs
96 yards (9 plays, 2:42) vs. Ole Miss, TD
6:23 (13 plays, 40 yards) at Auburn, missed FG

Shortest Drive

By No. of Plays
By No. of Yards
By Time of Possession

Arkansas

7x 1 (0 yards, 0:19) vs. Liberty, interception
2x -10 yards (3 plays, 1:46) vs. Ole Miss, punt
0:01 (1 play, -9 yards) at Auburn, end of game

Opponents

8x 1 (11 yards, 0:04) vs. Ole Miss, end of half
-22 (4 plays, 1:13) vs. Alabama, downs
0:04 (1 play, 11 yards) vs. Ole Miss, end of half

Scoring Drive Breakdown

Yardage	ARKANSAS		OPPONENT	
	TD	FG	TD	FG
No drive	1	-	1	-
Neg. Yards	-	-	-	1
0-9	1	-	-	-
10-19	-	-	1	2
20-29	1	1	-	-
30-39	1	-	-	-
40-49	3	3	3	2
50-59	1	4	5	2
60-69	7	1	3	3
70-79	19	-	19	1
80-89	7	1	6	-
90-99	2	-	3	-
TOTALS	43	10	41	11

Game-Opening Drives

OPP	ARKANSAS			OPPONENTS		
	PTS	1STS	YDS	PTS	1STS	YDS
Cincinnati	0	1	25	0	3	59
S. Carolina	7	5	68	0	1	32
Missouri St.	0	0	6	0	3	29
vs. Texas A&M	0	1	15	0	0	2
Alabama	0	2	28	0	2	56
at Miss. State	0	1	5	7	4	58
at BYU	0	1	23	0	0	3
at Auburn	0	0	-1	0	2	22
Liberty	0	0	2	0	2	20
LSU	0	0	5	0	3	36
Ole Miss	0	0	-1	0	1	13
at Missouri						
TOTALS	7	11	175	7	21	330

Second Half-Opening Drives

OPP	ARKANSAS			OPPONENTS		
	PTS	1STS	YDS	PTS	1STS	YDS
Cincinnati	7	4	75	7	5	75
S. Carolina	0	2	23	7	3	88
Missouri St.	0	1	20	0	1	6
vs. Texas A&M	0	0	7	7	4	40
Alabama	0	1	15	0	1	21
at Miss. State	0	0	4	6	3	58
at BYU	7	3	75	7	6	75
at Auburn	7	4	64	0	3	40
Liberty	0	1	25	0	2	58
LSU	0	1	15	0	0	3
Ole Miss	7	1	75	0	0	21
at Missouri						
TOTALS	28	18	398	34	28	485

Three & Out Drives

	ARKANSAS	OPPONENT
	THREE-&-OUTS/DRIVES	THREE-&-OUTS/DRIVES
Cincinnati	1/13 (7.7%)	2/13 (15.4%)
South Carolina	1/12 (8.3%)	2/13 (15.4%)
Missouri State	2/13 (15.4%)	4/14 (28.6%)
vs. Texas A&M	3/11 (27.3%)	4/11 (36.4%)
Alabama	4/15 (26.7%)	2/15 (13.3%)
at Mississippi State	3/12 (25.0%)	1/12 (8.3%)
at BYU	0/11 (0.0%)	2/12 (16.7%)
at Auburn	2/13 (15.4%)	2/12 (16.7%)
Liberty	3/13 (23.1%)	4/13 (30.8%)
LSU	3/13 (23.1%)	2/14 (14.7%)
Ole Miss	3/13 (23.1%)	0/14 (0.0%)
at Missouri		
TOTALS	25/139 (18.0%)	25/143 (17.5%)

NEED TO KNOW INFO

Opponent	Captains	Length	Coin Toss	Kick/Receive	Helmet/Jersey/Pants	Attendance	1st Poss.	Opp. 1st Poss.	Result
Cincinnati	Catalon, Jefferson, Pool, Wagner	3:40	CIN	RECEIVE	Cardinal/Cardinal/White	74,751	PUNT	INT	W, 31-24
South Carolina	Blair, Jefferson, Pool, Wagner	3:54	ARK	KICK	Cardinal/Cardinal/White	72,437	TD	PUNT	W, 44-30
Missouri State	Blair, Jefferson, Pool, Wagner	3:18	ARK	KICK	Cardinal/Cardinal/White	74,133	PUNT	PUNT	W, 38-27
vs. Texas A&M	Blair, Jefferson, Pool, Wagner	3:21	TAMU	RECEIVE	White/White/White	63,580	PUNT	PUNT	L, 23-21
Alabama	Blair, Jefferson, Pool, Wagner	3:40	ARK	KICK	Cardinal/Cardinal/White	75,579	PUNT	INT	L, 49-26
at Miss. State	Blair, Jefferson, Pool, Wagner	3:27	ARK	KICK	Cardinal/White/White	57,849	PUNT	TD	L, 40-17
at BYU	Blair, Jefferson, Pool, Wagner	3:31	ARK	RECEIVE	Cardinal/Cardinal/White	63,470	FUM	PUNT	W, 52-35
at Auburn	Blair, Jefferson, Pool, Wagner	3:30	ARK	RECEIVE	Cardinal/White/White	83,792	PUNT	FGA	W, 41-27
Liberty	Blair, Jefferson, Pool, Wagner	3:10	LIB	RECEIVE	Cardinal/Cardinal/White	70,072	PUNT	PUNT	L, 21-19
LSU	Blair, Jefferson, Pool, Wagner	3:17	ARK	KICK	Cardinal/Cardinal/White	73,750	PUNT	INT	L, 13-10
Ole Miss	Blair, Jefferson, Pool, Wagner	3:30	MISS	RECEIVE	Cardinal/Cardinal/White	71,365	PUNT	FUM	W, 42-27
Missouri									

GAME 12: MISSOURI

ARKANSAS DRIVE CHARTS

Cincinnati

Qtr.	Time	Start	Pl-Yds	TOP	Result
	15:00	ARK25	4-25	01:48	punt
1st	07:13	CIN29	3-29	00:55	*TOUCHDOWN
1st	04:27	ARK29	3-(-5)	01:36	punt
1st	00:13	ARK20	4-15	01:56	punt
2nd	11:23	ARK03	8-47	03:31	punt
2nd	06:24	ARK32	6-18	02:12	punt
2nd	01:14	ARK30	7-70	00:57	*TOUCHDOWN
3rd	10:59	ARK25	8-75	02:59	*TOUCHDOWN
3rd	06:44	ARK08	1-(-5)	00:06	fumble
3rd	04:44	ARK25	11-61	03:16	*FIELD GOAL
4th	13:30	ARK09	5-15	02:59	punt
4th	09:52	CIN49	2-49	00:26	*TOUCHDOWN
4th	05:49	ARK25	10-43	05:49	end of game

South Carolina

Qtr.	Time	Start	Pl-Yds	TOP	Result
1st	12:20	ARK37	13-63	05:38	*TOUCHDOWN
1st	03:32	ARK25	12-75	04:04	*TOUCHDOWN
2nd	13:06	ARK39	12-61	04:53	*TOUCHDOWN
2nd	02:56	ARK25	7-43	02:06	missed fg
3rd	15:00	ARK25	8-23	03:14	punt
3rd	08:51	ARK25	5-56	01:57	downs
3rd	05:12	ARK41	14-59	05:17	*TOUCHDOWN
4th	14:06	SC41	5-41	01:57	*TOUCHDOWN
4th	10:57	ARK20	5-19	03:18	punt
4th	06:18	SC09	2-9	00:18	*TOUCHDOWN
4th	03:20	SC44	3-4	01:41	punt
4th	00:06	SC43	1-(-5)	00:06	end of game

Missouri State

Qtr.	Time	Start	Pl-Yds	TOP	Result
1st	10:34	ARK27	3-6	00:51	punt
1st	07:59	ARK30	2-34	00:42	fumble
1st	02:47	ARK25	6-75	02:07	fumble
2nd	13:29	ARK25	3-0	01:21	punt
2nd	10:36	ARK25	8-75	02:11	*TOUCHDOWN
2nd	04:47	ARK19	8-47	02:20	downs
2nd	01:20	ARK15	2-85	00:16	*TOUCHDOWN
3rd	15:00	ARK25	6-20	02:16	interception
3rd	10:04	ARK07	14-84	04:28	*FIELD GOAL
3rd	03:18	ARK37	4-20	01:16	punt
4th	12:04	ARK25	2-75	00:26	*TOUCHDOWN
4th	06:50	ARK20	9-80	05:11	*TOUCHDOWN
4th	00:34	ARK22	1-(-3)	00:34	end of game

vs. Texas A&M

Qtr.	Time	Start	Pl-Yds	TOP	Result
1st	15:00	ARK25	4-15	01:25	punt
1st	11:27	ARK31	5-69	01:43	*TOUCHDOWN
1st	07:32	ARK22	7-78	02:07	*TOUCHDOWN
1st	03:11	ARK24	3-2	01:19	punt
1st	00:59	ARK15	10-46	03:51	punt
2nd	08:45	ARK25	12-72	05:34	fumble
2nd	03:11	ARK25	3-(-2)	01:26	punt
3rd	11:41	ARK25	3-7	01:44	punt
3rd	03:48	ARK25	5-14	01:36	punt
4th	14:54	ARK26	13-74	04:49	*TOUCHDOWN
4th	06:30	ARK36	9-40	05:00	missed fg

OPPONENT DRIVE CHARTS

Cincinnati

Qtr.	Time	Start	Pl-Yds	TOP	Result
1st	13:12	CIN15	11-59	05:59	interception
1st	06:18	CIN25	3-(-5)	01:51	punt
1st	02:51	CIN50	7-43	02:38	missed fg
2nd	13:17	CIN25	5-28	01:54	punt
2nd	07:52	CIN20	3-(-3)	01:28	punt
2nd	04:12	CIN20	9-50	02:58	missed fg
2nd	00:17	CIN25	1-12	00:17	end of half
3rd	15:00	CIN25	12-75	04:01	*TOUCHDOWN
3rd	07:52	CIN29	3-71	01:02	*TOUCHDOWN
3rd	06:38	ARK03	4-(-5)	01:54	*FIELD GOAL
3rd	01:28	CIN25	8-30	02:58	punt
4th	10:31	ARK37	2-(-12)	00:39	fumble
4th	09:26	CIN25	9-75	03:37	*TOUCHDOWN

South Carolina

Qtr.	Time	Start	Pl-Yds	TOP	Result
1st	15:00	SC25	5-17	02:40	punt
1st	06:42	SC25	6-65	03:10	*FIELD GOAL
2nd	14:28	SC25	3-(-10)	01:22	punt
2nd	08:08	SC30	11-70	05:12	*TOUCHDOWN
2nd	00:50	SC32	5-27	00:50	downs
3rd	11:46	SC12	8-88	02:55	*TOUCHDOWN
3rd	06:54	SC19	3-(-2)	01:42	punt
4th	14:55	SC25	2-11	00:49	fumble
4th	12:04	SC31	6-52	01:07	interception
4th	07:39	SC24	3-76	01:14	*TOUCHDOWN
4th	06:00	SC25	10-75	02:39	*TOUCHDOWN
4th	01:39	SC10	1-(-10)	00:06	safety
4th	01:32	SC29	6-14	01:26	fumble

Missouri State

Qtr.	Time	Start	Pl-Yds	TOP	Result
1st	15:00	MOS13	9-29	04:26	punt
1st	09:43	MOS20	3-(-3)	01:44	punt
1st	07:17	MOS36	12-64	04:30	*TOUCHDOWN
1st	00:40	MOS20	7-69	02:11	*FIELD GOAL
2nd	12:08	ARK45	4-45	01:32	*TOUCHDOWN
2nd	08:25	MOS25	6-18	03:38	punt
2nd	02:27	MOS34	3-1	01:07	punt
2nd	01:04	MOS25	4-6	01:04	end of half
3rd	12:44	ARK49	4-6	02:40	punt
3rd	05:36	MOS25	5-75	02:08	*TOUCHDOWN
3rd	02:02	MOS15	10-71	04:58	*FIELD GOAL
4th	11:38	MOS25	3-0	02:22	punt
4th	09:16	MOS25	4-27	02:26	punt
4th	01:39	MOS25	3-(-11)	01:05	punt

vs. Texas A&M

Qtr.	Time	Start	Pl-Yds	TOP	Result
1st	13:35	TAMU35	3-(-3)	02:08	punt
1st	09:44	TAMU25	3-9	02:12	punt
1st	05:25	TAMU25	3-3	02:14	punt
1st	01:52	TAMU34	3-4	00:53	punt
2nd	12:08	TAMU07	6-93	03:23	*TOUCHDOWN
2nd	01:45	TAMU32	6-26	01:45	end of half
3rd	15:00	TAMU30	6-70	03:19	*TOUCHDOWN
3rd	09:57	TAMU39	12-47	06:09	*FIELD GOAL
3rd	02:12	TAMU14	4-17	02:18	punt
4th	10:05	TAMU25	8-39	03:35	missed fg
4th	01:30	TAMU24	3-(-2)	01:30	end of game

GAME 12: MISSOURI

ARKANSAS DRIVE CHARTS

Alabama

Qtr.	Time	Start	Pl-Yds	TOP	Result
1st	12:48	ARK01	7-28	02:58	punt
1st	07:41	ARK25	3-5	02:01	punt
1st	02:35	ARK25	4-15	01:47	punt
2nd	13:16	ARK35	4-25	01:02	fumble
2nd	10:47	ARK09	3-2	01:33	punt
2nd	08:29	ARK25	3-(-10)	01:33	punt
2nd	02:51	ARK25	9-75	02:30	*TOUCHDOWN
3rd	15:00	ARK25	5-15	01:29	punt
3rd	10:36	ARK22	7-78	02:49	*TOUCHDOWN
3rd	07:42	ARK46	12-50	06:04	*FIELD GOAL
3rd	00:25	ALA03	1-3	00:06	*TOUCHDOWN
4th	14:09	ARK25	4-13	01:40	punt
4th	12:17	ARK25	13-59	04:39	*FIELD GOAL
4th	06:55	ARK25	3-3	00:37	punt
4th	04:40	ARK45	9-46	02:34	downs

at Mississippi State

Qtr.	Time	Start	Pl-Yds	TOP	Result
1st	11:15	ARK25	6-5	02:25	punt
1st	04:10	ARK25	8-67	02:14	downs
2nd	13:32	ARK01	3-9	01:27	punt
2nd	09:03	ARK25	9-42	03:07	*FIELD GOAL
2nd	01:27	ARK29	2-71	00:16	*TOUCHDOWN
2nd	00:13	ARK22	3-29	00:13	end of half
3rd	14:54	ARK01	3-4	01:30	punt
3rd	11:16	ARK25	9-74	03:00	downs
3rd	05:53	ARK20	5-80	02:20	*TOUCHDOWN
3rd	00:54	ARK25	10-38	02:10	interception
4th	10:28	ARK25	7-45	03:05	interception
4th	06:25	ARK28	3-4	02:26	punt

at BYU

Qtr.	Time	Start	Pl-Yds	TOP	Result
1st	15:00	ARK25	5-23	01:20	fumble
1st	12:10	ARK01	6-24	01:34	punt
1st	05:39	ARK25	9-75	03:02	*TOUCHDOWN
1st	01:11	ARK25	10-75	03:52	*TOUCHDOWN
2nd	09:48	ARK25	10-59	03:02	*FIELD GOAL
2nd	05:18	BYU34	4-34	01:39	*TOUCHDOWN
2nd	02:22	ARK32	7-68	01:42	*TOUCHDOWN
3rd	09:53	ARK25	2-75	00:33	*TOUCHDOWN
3rd	05:11	ARK25	12-75	03:58	*TOUCHDOWN
4th	14:54	ARK32	2-68	00:29	*TOUCHDOWN
4th	10:29	ARK26	16-73	10:02	downs

at Auburn

Qtr.	Time	Start	Pl-Yds	TOP	Result
1st	15:00	ARK25	3-(-1)	01:30	punt
1st	10:06	ARK29	3-18	00:59	fumble
1st	05:55	ARK25	8-75	02:45	*TOUCHDOWN
1st	00:19	ARK20	11-80	04:52	*TOUCHDOWN
2nd	07:01	ARK17	5-(-2)	01:43	punt
2nd	03:43	ARK35	5-56	01:18	*FIELD GOAL
2nd	01:14	ARK42	3-(-7)	00:24	punt
2nd	00:02	ARK27	1-22	00:02	end of half
3rd	08:37	ARK36	9-64	02:35	*TOUCHDOWN
3rd	04:10	ARK06	7-94	03:26	*TOUCHDOWN
4th	14:13	ARK16	10-84	06:38	*TOUCHDOWN
4th	05:22	AUB42	8-23	03:27	*FIELD GOAL
4th	00:01	ARK48	1-(-9)	00:01	end of game

OPPONENT DRIVE CHARTS

Alabama

Qtr.	Time	Start	Pl-Yds	TOP	Result
1st	15:00	ALA25	5-56	02:12	interception
1st	09:50	ALA35	6-65	02:09	*TOUCHDOWN
1st	05:40	ALA20	7-80	03:05	*TOUCHDOWN
1st	00:48	ALA49	6-16	02:32	missed fg
2nd	12:14	ALA40	3-2	01:27	punt
2nd	09:14	ARK17	3-17	00:45	*TOUCHDOWN
2nd	06:56	ALA41	10-59	04:05	*TOUCHDOWN
2nd	00:21	ALA25	1-(-1)	00:21	end of half
3rd	13:31	ALA08	6-21	02:55	punt
3rd	01:38	ALA25	4-(-22)	01:13	downs
3rd	00:19	ALA25	5-75	01:10	*TOUCHDOWN
4th	12:29	ALA28	1-72	00:12	*TOUCHDOWN
4th	07:38	ALA25	2-75	00:43	*TOUCHDOWN
4th	06:18	ALA40	3-4	01:38	punt
4th	02:06	ALA09	3-13	02:06	end of game

at Mississippi State

Qtr.	Time	Start	Pl-Yds	TOP	Result
1st	15:00	MSU35	9-65	03:45	*TOUCHDOWN
1st	08:50	MSU45	12-55	04:40	*TOUCHDOWN
1st	01:56	MSU08	6-50	03:24	punt
2nd	12:05	ARK40	9-40	03:02	*TOUCHDOWN
2nd	05:56	MSU25	11-46	04:29	downs
2nd	01:04	MSU31	6-47	00:51	missed fg
3rd	13:24	MSU42	6-58	02:08	*TOUCHDOWN
3rd	08:16	MSU01	5-30	02:23	punt
3rd	03:23	MSU25	7-75	02:29	*TOUCHDOWN
4th	13:44	MSU30	6-70	03:16	*TOUCHDOWN
4th	07:23	MSU20	3-8	00:58	punt
4th	03:59	MSU19	6-58	03:59	end of half

at BYU

Qtr.	Time	Start	Pl-Yds	TOP	Result
1st	13:40	ARK48	3-3	01:30	punt
1st	10:36	BYU18	10-82	04:57	*TOUCHDOWN
1st	02:37	BYU25	4-75	01:26	*TOUCHDOWN
2nd	12:19	BYU25	7-75	02:31	*TOUCHDOWN
2nd	06:46	BYU25	4-9	01:28	fumble
2nd	03:39	BYU25	4-15	01:17	interception
2nd	00:40	BYU25	4-45	00:40	end of half
3rd	15:00	BYU25	10-75	05:07	*TOUCHDOWN
3rd	09:20	BYU25	10-75	04:09	*TOUCHDOWN
3rd	01:13	BYU25	3-1	01:19	punt
4th	14:25	BYU25	11-49	03:56	fumble
4th	00:27	BYU01	1-5	00:27	end of game

at Auburn

Qtr.	Time	Start	Pl-Yds	TOP	Result
1st	13:30	AUB49	7-22	03:24	missed fg
1st	09:07	AUB47	7-18	03:12	*FIELD GOAL
1st	03:10	AUB25	6-16	02:51	punt
2nd	10:27	AUB25	6-21	03:26	punt
2nd	05:18	AUB07	5-93	01:35	*TOUCHDOWN
2nd	02:25	AUB25	3-9	01:11	punt
2nd	00:50	AUB41	7-52	00:47	*FIELD GOAL
3rd	15:00	AUB25	13-40	06:23	missed fg
3rd	06:02	AUB25	4-18	01:52	punt
3rd	00:44	AUB25	3-4	01:31	punt
4th	07:35	AUB25	7-75	2:07	*TOUCHDOWN
4th	01:55	AUB25	7-75	01:51	*TOUCHDOWN

GAME 12: MISSOURI

ARKANSAS DRIVE CHARTS

Liberty

Qtr.	Time	Start	Pl-Yds	TOP	Result
1st	15:00	ARK25	3-2	01:18	punt
1st	11:10	ARK08	5-42	02:36	punt
1st	06:23	ARK25	3-(-1)	00:53	punt
1st	03:30	ARK26	3-5	01:54	punt
1st	00:11	ARK15	7-38	01:25	downs
2nd	11:00	ARK25	6-20	02:33	punt
2nd	06:09	ARK29	4-45	01:14	interception
2nd	00:35	ARK24	4-44	00:35	*FIELD GOAL
3rd	09:57	ARK17	6-25	03:03	punt
3rd	05:28	ARK22	14-35	05:40	downs
4th	13:08	ARK18	1-0	00:10	interception
4th	12:49	ARK16	17-84	05:07	*TOUCHDOWN
4th	03:47	ARK15	7-85	02:36	*TOUCHDOWN

LSU

Qtr.	Time	Start	Pl-Yds	TOP	Result
1st	11:29	ARK43	3-5	01:28	punt
1st	08:12	ARK44	10-46	03:24	*FIELD GOAL
1st	04:09	LSU10	4-7	01:53	downs
2nd	13:10	ARK40	4-(-3)	01:46	fumble
2nd	09:28	ARK35	5-8	02:25	punt
2nd	01:51	ARK25	6-23	01:26	punt
3rd	15:00	ARK25	7-15	03:47	punt
3rd	09:41	ARK33	7-7	02:25	downs
3rd	05:25	ARK25	3-7	01:06	punt
3rd	02:46	ARK06	10-94	04:29	*TOUCHDOWN
4th	09:40	ARK36	3-1	00:43	punt
4th	06:08	ARK43	4-14	02:08	punt
4th	01:35	ARK24	3-20	00:16	fumble

Ole Miss

Qtr.	Time	Start	Pl-Yds	TOP	Result
1st	13:34	MISS38	3-(-1)	01:05	punt
1st	10:54	ARK31	7-69	02:26	*TOUCHDOWN
1st	05:35	ARK27	8-73	01:51	*TOUCHDOWN
1st	02:00	ARK25	7-75	02:57	*TOUCHDOWN
2nd	11:11	ARK21	4-20	02:16	punt
2nd	04:38	ARK25	7-75	02:18	*TOUCHDOWN
2nd	01:07	MISS48	6-48	01:02	*TOUCHDOWN
3rd	15:00	ARK25	2-75	00:44	*TOUCHDOWN
3rd	13:43	MISS46	5-17	02:58	missed fg
3rd	05:35	ARK05	6-55	03:51	punt
4th	14:02	ARK35	5-15	04:10	punt
4th	08:02	MISS39	3-(-10)	01:46	punt
4th	02:54	ARK45	3-1	02:25	punt

OPPONENT DRIVE CHARTS

Liberty

Qtr.	Time	Start	Pl-Yds	TOP	Result
1st	13:42	LIB28	7-25	02:32	punt
1st	08:34	LIB07	6-18	02:11	punt
1st	05:30	LIB32	3-2	02:00	punt
1st	01:36	LIB41	5-59	01:19	*TOUCHDOWN
2nd	13:46	LIB47	5-53	02:46	*TOUCHDOWN
2nd	08:27	LIB20	3-4	02:18	punt
2nd	04:55	LIB20	10-80	04:13	*TOUCHDOWN
3rd	15:00	LIB25	9-58	05:03	downs
3rd	06:54	LIB08	3-(-1)	01:21	punt
4th	14:48	LIB43	3-3	01:40	punt
4th	12:58	ARK37	1-0	00:09	interception
4th	07:36	LIB21	6-22	03:49	punt
4th	01:10	ARK44	2-3	01:10	end of game

LSU

Qtr.	Time	Start	Pl-Yds	TOP	Result
1st	15:00	LSU25	8-36	03:31	interception
1st	10:01	LSU20	3-(-2)	01:49	punt
1st	04:43	LSU10	2-2	00:34	fumble
1st	02:16	LSU03	6-7	04:06	punt
2nd	11:24	ARK37	5-17	01:56	*FIELD GOAL
2nd	07:03	LSU28	11-61	05:12	*FIELD GOAL
2nd	00:25	LSU20	1-(-1)	00:25	end of half
3rd	11:13	LSU12	3-3	01:32	punt
3rd	07:16	ARK40	5-40	01:51	*TOUCHDOWN
3rd	04:19	LSU29	4-29	01:33	punt
4th	13:17	LSU25	5-3	03:37	punt
4th	08:57	LSU17	7-40	02:49	downs
4th	04:00	LSU12	6-19	02:25	punt
4th	01:19	ARK44	2-(-2)	01:19	end of game

Ole Miss

Qtr.	Time	Start	Pl-Yds	TOP	Result
1st	15:00	MISS25	4-13	01:26	fumble
1st	12:29	MISS11	5-21	01:35	punt
1st	08:28	MISS25	8-17	02:53	punt
1st	03:44	MISS25	5-48	01:44	*FIELD GOAL
2nd	14:03	MISS25	9-54	02:52	missed fg
2nd	08:55	MISS30	9-56	04:17	*FIELD GOAL
2nd	02:20	MISS25	4-32	01:13	interception
2nd	00:04	MISS15	1-11	00:04	end of half
3rd	14:16	MISS25	2-21	00:33	fumble
3rd	10:45	MISS29	15-66	05:10	downs
3rd	01:44	MISS04	9-96	02:42	*TOUCHDOWN
4th	09:52	MISS12	5-88	01:50	*TOUCHDOWN
4th	06:16	MISS14	12-86	03:21	*TOUCHDOWN
4th	00:29	MISS11	4-53	00:29	end of game

RAZORBACKS BY POSITION

No.	Name	Ht.	Wt.	Cl.	Hometown (Previous School)
QB (5)					
1	KJ Jefferson	6-3	242	R-Jr.	Sardis, Miss. (North Panola HS)
4	Malik Hornsby	6-2	186	R-So.	Missouri City, Texas (Ft. Bend Marshall HS)
10	Cade Fortin	6-3	218	R-Sr.	Suwanee, Ga. (North Gwinnett HS/South Florida)
18	Kade Renfro	6-3	206	R-So.	Stephenville, Texas (Stephenville HS/Ole Miss)
19	Rykar Acebo	6-4	185	Fr.	Jonesboro, Ark. (Jonesboro HS)
RB (6)					
0	AJ Green	5-11	208	So.	Tulsa, Okla. (Union HS)
5	Raheim Sanders	6-2	227	So.	Rockledge, Fla. (Rockledge HS)
6	Rashod Dubinion	5-10	211	Fr.	Ellenwood, Ga. (Cedar Grove HS)
20	Dominique Johnson	6-1	247	Jr.	Crowley, Texas (Crowley HS)
25	James Jointer	6-0	213	Fr.	Little Rock, Ark. (Parkview HS)
26	Dennis Daniels	5-10	220	R-Sr.	Warren, Ark. (Warren HS/Southern Arkansas)
WR (12)					
2	Ketron Jackson Jr.	6-2	203	So.	Royse City, Texas (Royse City HS)
3	Matt Landers	6-5	197	Sr.	St. Petersburg, Fla. (St. Petersburg HS/Toledo)
9	Jadon Haselwood	6-3	213	R-Jr.	Ellenwood, Ga. (Cedar Grove HS/Oklahoma)
11	Sam Mbake	6-3	202	Fr.	Kennesaw, Ga. (North Cobb HS)
13	Jaedon Wilson	6-3	175	R-Fr.	DeSoto, Texas (DeSoto HS)
14	Bryce Stephens	6-0	176	R-Fr.	Oklahoma City, Okla. (John Marshall HS)
15	Landon Rogers	6-4	197	R-Fr.	Little Rock, Ark. (Parkview HS)
16	Isaiah Sategna	5-11	173	Fr.	Fayetteville, Ark. (Fayetteville HS)
83	Chris Harris	5-10	187	R-So.	Dumas, Ark. (Dumas HS)
85	Harper Cole	5-9	178	R-So.	Aurora, Ill. (Waubonsie Valley HS)
86	Kalil Girault	6-0	186	Fr.	Haslet, Texas (Eaton HS)
88	Kamron Bibby	6-2	180	Fr.	El Dorado, Ark. (El Dorado HS)
TE (8)					
7	Trey Knox	6-5	245	Sr.	Murfreesboro, Tenn. (Blackman HS)
8	Ty Washington	6-4	247	Fr.	Leesburg, Ga. (Lee County HS)
34	Hunter Talley	6-4	210	Fr.	Siloam Springs, Ark. (Siloam Springs HS)
36	Erin Outley	6-4	255	R-Fr.	Little Rock, Ark. (Parkview HS)
42	Zach Lee	6-5	241	R-So.	Bentonville, Ark. (Bentonville HS)
80	Collin Sutherland	6-5	260	R-So.	Flower Mound, Texas (Marcus HS)
82	Hudson Henry	6-5	254	R-Jr.	Little Rock, Ark. (Pulaski Academy)
89	Nathan Bax	6-4	252	R-Sr.	Jefferson City, Mo. (Helias Catholic HS/III. St.)
OL (19)					
50	Cole Carson	6-5	305	R-Fr.	Bogata, Texas (Rivercrest HS)
51	Ricky Stromberg	6-4	313	Sr.	Tulsa, Okla. (Union HS)
53	Ty'Kieast Crawford	6-5	325	Jr.	Carthage, Texas (Carthage HS/Charlotte)
55	Beaux Limmer	6-5	302	R-Jr.	Tyler, Texas (Tyler Lee HS)
56	Marcus Henderson	6-5	303	R-So.	Memphis, Tenn. (Memphis University School)
59	Eli Henderson	6-4	315	Fr.	Duncan, S.C. (Byrnes HS)
62	Brady Latham	6-5	307	R-Jr.	Jenks, Okla. (Jenks HS)
63	Terry Wells	6-5	327	R-Fr.	Parkin, Ark. (Wynne HS)
65	Devon Manuel	6-9	334	R-Fr.	Sunset, La. (Beau Chene HS)
66	Kai Hamilton	6-4	300	Fr.	Hope, Ark. (Hope HS)
67	Josh Street	6-6	310	R-Fr.	Bentonville, Ark. (Bentonville HS)
70	Luke Jones	6-5	327	R-Sr.	Little Rock, Ark. (Pulaski Academy/Notre Dame)
71	Brock Burns	6-4	296	Fr.	Ozark, Ark. (Ozark HS)
72	Andrew Chamblee	6-6	303	Fr.	Maumelle, Ark. (Maumelle HS)
73	Brooks Edmonson	6-4	315	Fr.	Bryant, Ark. (Bryant HS)
74	Jalen St. John	6-5	327	R-So.	St. Louis, Mo. (Trinity Catholic HS)
75	Patrick Kutas	6-5	305	Fr.	Memphis, Tenn. (Christian Brothers HS)
76	E'Marion Harris	6-7	340	Fr.	Little Rock, Ark. (Joe T. Robinson HS)
78	Dalton Wagner	6-9	331	*R-Sr.	Spring Grove, Ill. (Richmond Burton HS)

RAZORBACKS BY POSITION

No.	Name	Ht.	Wt.	Cl.	Hometown (Previous School)
DB (23)					
1	Jalen Catalon	5-10	201	R-Jr.	Mansfield, Texas (Mansfield Legacy HS)
2	Myles Slusher	6-0	194	Jr.	Broken Arrow, Okla. (Broken Arrow HS)
3	Dwight McGlothorn	6-2	181	Jr.	Houston, Texas (Klein Oak HS/LSU)
4	Malik Chavis	6-2	192	R-Jr.	Rison, Ark. (Rison HS)
6	Jacorrei Turner	6-2	206	R-So.	Atlanta, Ga. (Woodward Academy)
7	Latavious Brini	6-2	215	*Sr.	Miami Gardens, Fla. (Mater Academy Charter/Georgia)
8	Jayden Johnson	6-2	204	So.	Cedartown, Ga. (Cedartown HS)
11	LaDarius Bishop	6-0	194	R-Sr.	Ashdown, Ark. (Ashdown HS)
15	Simeon Blair	5-10	208	R-Sr.	Pine Bluff, Ark. (Pine Bluff HS)
16	Keuan Parker	5-11	178	R-Fr.	Tulsa, Okla. (Booker T. Washington HS)
17	Hudson Clark	6-2	182	R-Jr.	Dallas, Texas (Highland Park HS)
18	Trent Gordon	5-11	188	R-Sr.	Spring, Texas (Manvel HS/Penn State)
19	Khari Johnson	6-0	192	Jr.	Boston, Mass. (Suffield Academy)
20	Zach Zimos	6-4	233	R-Jr.	Sugar Land, Texas (Fort Bend Travis HS)
21	Jaylen Lewis	6-0	175	Fr.	Brownsville, Tenn. (Haywood HS)
22	Anthony Brown	6-0	181	Fr.	Milan, Tenn. (Milan HS)
24	Quincey McAdoo	6-2	192	Fr.	Clarendon, Ark. (Clarendon HS)
26	Landon Phipps	6-0	175	Fr.	Springdale, Ark. (Springdale HS)
29	John Paul Pickens	6-0	181	Fr.	Jonesboro, Ark. (Jonesboro HS)
30	Ethan Joseph	6-2	212	Fr.	Alpharetta, Ga. (King's Ridge Christian)
32	Drew Winn	5-11	183	R-Jr.	Pea Ridge, Ark. (Pea Ridge HS/Pittsburg St.)
39	Courtney Snelling	5-11	165	Sr.	Little Rock, Ark. (Joe T. Robinson HS)
49	McKinley Williams	6-1	209	R-Sr.	Sheridan, Ark. (Sheridan HS)
LB (9)					
10	Bumper Pool	6-2	232	*Sr.	Lucas, Texas (Lovejoy HS)
27	Chris Paul Jr.	6-1	230	R-Fr.	Cordele, Ga. (Crisp County HS)
35	Mani Powell	6-3	234	Fr.	Fayetteville, Ark. (Fayetteville HS)
36	Jordan Crook	6-0	232	Fr.	Duncanville, Texas (Duncanville HS)
38	Mason Schueck	6-2	219	Fr.	Little Rock, Ark. (Pulaski Academy)
42	Drew Sanders	6-5	233	Jr.	Denton, Texas (Ryan HS/Alabama)
43	Brooks Both	6-0	231	R-So.	Harrison, Ark. (Harrison HS)
44	Kaden Henley	6-2	225	Fr.	Springdale, Ark. (Shiloh Christian Academy)
45	Jackson Woodard	6-3	231	R-So.	Little Rock, Ark. (LR Christian Academy)
DL (18)					
0	Nico Davillier	6-4	270	Fr.	Maumelle, Ark. (Maumelle HS)
5	Cameron Ball	6-5	303	R-Fr.	Atlanta, Ga. (Tri-Cities HS)
9	Taurean Carter	6-3	294	R-Jr.	Mansfield, Texas (Mansfield Legacy HS)
14	Jordan Domineck	6-3	251	R-Sr.	Lakeland, Fla. (Jenkins HS/Georgia Tech)
23	Dorian Gerald	6-3	256	*R-Sr.	Florence, S.C. (W. Florence HS/Coll. of the Canyons)
33	Isaiah Nichols	6-3	315	R-Sr.	Springdale, Ark. (Springdale HS)
37	Eric Thomas Jr.	6-3	253	Jr.	Pensacola, Fla. (Booker T. Washington HS)
40	Landon Jackson	6-7	274	So.	Texarkana, Texas (Pleasant Grove HS/LSU)
41	Kyle Thompson	6-3	250	Fr.	Aledo, Texas (Aledo HS)
50	Eric Gregory	6-4	303	R-Jr.	Memphis, Tenn. (IMG Academy)
55	JJ Hollingsworth	6-3	246	Fr.	Greenland, Ark. (Greenland HS)
56	Zach Williams	6-4	261	Sr.	Little Rock, Ark. (Joe T. Robinson HS)
58	Jashaud Stewart	6-2	251	Jr.	Jonesboro, Ark. (Jonesboro HS)
90	Marcus Miller	6-5	286	R-Jr.	Warren, Ark. (Warren HS)
91	Randall Dennis Jr.	6-3	300	Fr.	Lawrenceville, Ga. (Archer HS)
94	Jon Hill	6-5	252	R-Fr.	Dumas, Ark. (Dumas HS)
98	Roy Patterson	6-5	253	R-So.	Austin, Texas (Anderson HS)
99	Terry Hampton	6-1	314	*Sr.	El Dorado, Ark. (El Dorado HS/Arkansas State)
Specialists (10)					
39	Jake Bates (K)	5-10	202	*Sr.	Tomball, Texas (Tomball HS/Texas State)
28	Blake Ford (K)	6-1	217	Fr.	Arlington, Texas (Lamar HS)
29	Cam Little (K/P)	6-2	181	So.	Moore, Okla. (Southmoore HS)
30	Reid Bauer (P)	5-11	206	R-Sr.	Magnolia, Texas (Magnolia HS)
31	Max Fletcher (P)	6-5	178	Fr.	Melbourne, Australia (ProKick Australia)
46	Francisco Castro (LS)	6-1	217	R-Fr.	Miami, Fla. (Columbus HS)
48	Eli Stein (LS)	6-3	227	Fr.	Cambridge, Wisc. (Cambridge HS)
52	John Oehrlein (LS)	6-1	235	R-Jr.	Austin, Texas (Westlake HS)
61	Briggs Magee (LS)	6-2	230	Fr.	Georgetown, Texas (Georgetown HS)
94	Patrick Foley (P)	6-3	196	R-Fr.	Omaha, Neb. (Creighton Prep)

GAME 12: MISSOURI

ALPHABETICAL ROSTER

No.	Name	Pos.
19	Rykar Acebo	QB
5	Cameron Ball	DL
39	Jake Bates	K
30	Reid Bauer	P
89	Nathan Bax	TE
88	Kamron Bibby	WR
11	LaDarius Bishop	DB
15	Simeon Blair	DB
43	Brooks Both	LB
7	Latavious Brini	DB
22	Anthony Brown	DB
71	Brock Burns	OL
50	Cole Carson	OL
9	Taurean Carter	DL
46	Francisco Castro	LS
1	Jalen Catalon	DB
72	Andrew Chamblee	OL
4	Malik Chavis	DB
17	Hudson Clark	DB
85	Harper Cole	WR
53	Ty'Kieast Crawford	OL
36	Jordan Crook	LB
26	Dennis Daniels	RB
0	Nico Davillier	DL
91	Randall Dennis Jr.	DL
14	Jordan Domineck	DL
6	Rashod Dubinion	RB
73	Brooks Edmonson	OL
31	Max Fletcher	P
94	Patrick Foley	P
28	Blake Ford	K
10	Cade Fortin	QB
23	Dorian Gerald	DL
86	Kalil Girault	WR
18	Trent Gordon	DB
0	AJ Green	RB
50	Eric Gregory	DL
66	Kai Hamilton	OL
99	Terry Hampton	DL
83	Chris Harris	WR
76	E'Marion Harris	OL
9	Jadon Haselwood	WR
59	Eli Henderson	OL
56	Marcus Henderson	OL
44	Kaden Henley	LB
82	Hudson Henry	TE
94	Jon Hill	DL
55	JJ Hollingsworth	DL
4	Malik Hornsby	QB
2	Ketron Jackson Jr.	WR
40	Landon Jackson	DL
1	KJ Jefferson	QB
20	Dominique Johnson	RB
8	Jayden Johnson	DB
19	Khari Johnson	DB
25	James Jointer	RB
70	Luke Jones	OL
30	Ethan Joseph	DB
7	Trey Knox	TE
75	Patrick Kutas	OL
3	Matt Landers	WR
62	Brady Latham	OL
42	Zach Lee	TE
21	Jaylen Lewis	DB
55	Beaux Limmer	OL
29	Cam Little	K/P

NUMERICAL ROSTER

No.	Name	Pos.	Ht.	Wt.	Cl.	Exp.	Hometown (Previous School)
0	Nico Davillier	DL	6-4	270	Fr.	HS	Maumelle, Ark. (Maumelle HS)
0	AJ Green	RB	5-11	208	So.	1L	Tulsa, Okla. (Union HS)
1	Jalen Catalon	DB	5-10	201	R-Jr.	2L	Mansfield, Texas (Mansfield Legacy HS)
1	KJ Jefferson	QB	6-3	242	R-Jr.	2L	Sardis, Miss. (North Panola HS)
2	Ketron Jackson Jr.	WR	6-2	203	So.	1L	Royse City, Texas (Royse City HS)
2	Myles Slusher	DB	6-0	194	Jr.	2L	Broken Arrow, Okla. (Broken Arrow HS)
3	Matt Landers	WR	6-5	197	Sr.	TR	St. Petersburg, Fla. (St. Petersburg HS/Toledo)
3	Dwight McGlothorn	DB	6-2	181	Jr.	TR	Houston, Texas (Klein Oak HS/LSU)
4	Malik Chavis	DB	6-2	192	R-Jr.	2L	Rison, Ark. (Rison HS)
4	Malik Hornsby	QB	6-2	186	R-So.	1L	Missouri City, Texas (Ft. Bend Marshall HS)
5	Cameron Ball	DL	6-5	303	R-Fr.	RS	Atlanta, Ga. (Tri-Cities HS)
5	Raheim Sanders	RB	6-2	227	So.	1L	Rockledge, Fla. (Rockledge HS)
6	Rashod Dubinion	RB	5-10	211	Fr.	HS	Ellenwood, Ga. (Cedar Grove HS)
6	Jacorrei Turner	DB	6-2	206	R-So.	1L	Atlanta, Ga. (Woodward Academy)
7	Latavious Brini	DB	6-2	215	*Sr.	TR	Miami Gardens, Fla. (Mater Academy Charter/Georgia)
7	Trey Knox	TE	6-5	245	Sr.	3L	Murfreesboro, Tenn. (Blackman HS)
8	Jayden Johnson	DB	6-2	204	So.	1L	Cedartown, Ga. (Cedartown HS)
8	Ty Washington	TE	6-4	247	Fr.	HS	Leesburg, Ga. (Lee County HS)
9	Taurean Carter	DL	6-3	294	R-Jr.	2L	Mansfield, Texas (Mansfield Legacy HS)
9	Jadon Haselwood	WR	6-3	213	R-Jr.	TR	Ellenwood, Ga. (Cedar Grove HS/Oklahoma)
10	Cade Fortin	QB	6-3	218	R-Sr.	TR	Suwanee, Ga. (North Gwinnett HS/South Florida)
10	Bumper Pool	LB	6-2	232	*Sr.	4L	Lucas, Texas (Lovejoy HS)
11	LaDarius Bishop	DB	6-0	194	R-Sr.	3L	Ashdown, Ark. (Ashdown HS)
11	Sam Mbake	WR	6-3	202	Fr.	HS	Kennesaw, Ga. (North Cobb HS)
13	Jaedon Wilson	WR	6-3	175	R-Fr.	RS	DeSoto, Texas (DeSoto HS)
14	Jordan Domineck	DL	6-3	251	R-Sr.	TR	Lakeland, Fla. (Jenkins HS/Georgia Tech)
14	Bryce Stephens	WR	6-0	176	R-Fr.	RS	Oklahoma City, Okla. (John Marshall HS)
15	Simeon Blair	DB	5-10	208	R-Sr.	3L	Pine Bluff, Ark. (Pine Bluff HS)
15	Landon Rogers	WR	6-4	197	R-Fr.	RS	Little Rock, Ark. (Parkview HS)
16	Keuan Parker	DB	5-11	178	R-Fr.	RS	Tulsa, Okla. (Booker T. Washington HS)
16	Isaiah Sategna	WR	5-11	173	Fr.	HS	Fayetteville, Ark. (Fayetteville HS)
17	Hudson Clark	DB	6-2	182	R-Jr.	2L	Dallas, Texas (Highland Park HS)
18	Trent Gordon	DB	5-11	188	R-Sr.	1L	Spring, Texas (Manvel HS/Penn State)
18	Kade Renfro	QB	6-3	206	R-So.	SQ	Stephenville, Texas (Stephenville HS/Ole Miss)
19	Rykar Acebo	QB	6-4	185	Fr.	HS	Jonesboro, Ark. (Jonesboro HS)
19	Khari Johnson	DB	6-0	192	Jr.	2L	Boston, Mass. (Suffield Academy)
20	Dominique Johnson	RB	6-1	247	Jr.	2L	Crowley, Texas (Crowley HS)
20	Zach Zimos	DB	6-4	233	R-Jr.	2L	Sugar Land, Texas (Fort Bend Travis HS)
21	Jaylen Lewis	DB	6-0	175	Fr.	HS	Brownsville, Tenn. (Haywood HS)
22	Anthony Brown	DB	6-0	181	Fr.	HS	Milan, Tenn. (Milan HS)
23	Dorian Gerald	DL	6-3	256	*R-Sr.	3L	Florence, S.C. (W. Florence HS/Coll. of the Canyons)
24	Quincey McAdoo	DB	6-2	192	Fr.	HS	Clarendon, Ark. (Clarendon HS)
25	James Jointer	RB	6-0	213	Fr.	HS	Little Rock, Ark. (Parkview HS)
26	Dennis Daniels	RB	5-10	220	R-Sr.	TR	Warren, Ark. (Warren HS/Southern Arkansas)
26	Landon Phipps	DB	6-0	175	Fr.	HS	Springdale, Ark. (Springdale HS)
27	Chris Paul Jr.	LB	6-1	230	R-Fr.	RS	Cordele, Ga. (Crisp County HS)
28	Blake Ford	K	6-1	217	Fr.	HS	Arlington, Texas (Lamar HS)
29	Cam Little	K/P	6-2	181	So.	1L	Moore, Okla. (Southmoore HS)
29	John Paul Pickens	DB	6-0	181	Fr.	HS	Jonesboro, Ark. (Jonesboro HS)
30	Reid Bauer	P	5-11	206	R-Sr.	2L	Magnolia, Texas (Magnolia HS)
30	Ethan Joseph	DB	6-2	212	Fr.	HS	Alpharetta, Ga. (King's Ridge Christian)
31	Max Fletcher	P	6-5	178	Fr.	HS	Melbourne, Australia (ProKick Australia)
32	Drew Winn	DB	5-11	183	R-Jr.	TR	Pea Ridge, Ark. (Pea Ridge HS/Pittsburg St.)
33	Isaiah Nichols	DL	6-3	315	R-Sr.	3L	Springdale, Ark. (Springdale HS)
34	Hunter Talley	TE	6-4	210	Fr.	HS	Siloam Springs, Ark. (Siloam Springs HS)
35	Mani Powell	LB	6-3	234	Fr.	HS	Fayetteville, Ark. (Fayetteville HS)
36	Jordan Crook	LB	6-0	232	Fr.	HS	Duncanville, Texas (Duncanville HS)
36	Erin Outley	TE	6-4	255	R-Fr.	RS	Little Rock, Ark. (Parkview HS)
37	Eric Thomas Jr.	DL	6-3	253	Jr.	2L	Pensacola, Fla. (Booker T. Washington HS)
38	Mason Schueck	LB	6-2	219	Fr.	HS	Little Rock, Ark. (Pulaski Academy)
39	Jake Bates	K	5-10	202	*Sr.	TR	Tomball, Texas (Tomball HS/Texas State)
39	Courtney Snelling	DB	5-11	165	Sr.	SQ	Little Rock, Ark. (Joe T. Robinson HS)
40	Landon Jackson	DL	6-7	274	So.	TR	Texarkana, Texas (Pleasant Grove HS/LSU)
41	Kyle Thompson	DL	6-3	250	Fr.	HS	Aledo, Texas (Aledo HS)
42	Zach Lee	TE	6-5	241	R-So.	SQ	Bentonville, Ark. (Bentonville HS)
42	Drew Sanders	LB	6-5	233	Jr.	TR	Denton, Texas (Ryan HS/Alabama)

GAME 12: MISSOURI

NUMERICAL ROSTER

No.	Name	Pos.	Ht.	Wt.	Cl.	Exp.	Hometown (Previous School)
43	Brooks Both	LB	6-0	231	R-So.	SQ	Harrison, Ark. (Harrison HS)
44	Kaden Henley	LB	6-2	225	Fr.	HS	Springdale, Ark. (Shiloh Christian Academy)
45	Jackson Woodard	LB	6-3	231	R-So.	1L	Little Rock, Ark. (LR Christian Academy)
46	Francisco Castro	LS	6-1	217	R-Fr.	RS	Miami, Fla. (Columbus HS)
48	Eli Stein	LS	6-3	227	Fr.	HS	Cambridge, Wisc. (Cambridge HS)
49	McKinley Williams	DB	6-1	209	R-Sr.	1L	Sheridan, Ark. (Sheridan HS)
50	Cole Carson	OL	6-5	305	R-Fr.	RS	Bogata, Texas (Rivercrest HS)
50	Eric Gregory	DL	6-4	303	R-Jr.	2L	Memphis, Tenn. (IMG Academy)
51	Ricky Stromberg	OL	6-4	313	Sr.	3L	Tulsa, Okla. (Union HS)
52	John Oehrlein	LS	6-1	235	R-Jr.	SQ	Austin, Texas (Westlake HS)
53	Ty'Kieast Crawford	OL	6-5	325	Jr.	1L	Carthage, Texas (Carthage HS/Charlotte)
55	JJ Hollingsworth	DL	6-3	246	Fr.	HS	Greenland, Ark. (Greenland HS)
55	Beaux Limmer	OL	6-5	302	R-Jr.	2L	Tyler, Texas (Tyler Lee HS)
56	Marcus Henderson	OL	6-5	303	R-So.	1L	Memphis, Tenn. (Memphis University School)
56	Zach Williams	DL	6-4	261	Sr.	3L	Little Rock, Ark. (Joe T. Robinson HS)
58	Jashaud Stewart	DL	6-2	251	Jr.	2L	Jonesboro, Ark. (Jonesboro HS)
59	Eli Henderson	OL	6-4	315	Fr.	HS	Duncan, S.C. (Byrnes HS)
61	Briggs Magee	LS	6-2	230	Fr.	HS	Georgetown, Texas (Georgetown HS)
62	Brady Latham	OL	6-5	307	R-Jr.	2L	Jenks, Okla. (Jenks HS)
63	Terry Wells	OL	6-5	327	R-Fr.	RS	Parkin, Ark. (Wynne HS)
65	Devon Manuel	OL	6-9	334	R-Fr.	RS	Sunset, La. (Beau Chene HS)
66	Kai Hamilton	OL	6-4	300	Fr.	HS	Hope, Ark. (Hope HS)
67	Josh Street	OL	6-6	310	R-Fr.	RS	Bentonville, Ark. (Bentonville HS)
70	Luke Jones	OL	6-5	327	R-Sr.	2L	Little Rock, Ark. (Pulaski Academy/Notre Dame)
71	Brock Burns	OL	6-4	296	Fr.	HS	Ozark, Ark. (Ozark HS)
72	Andrew Chamblee	OL	6-6	303	Fr.	HS	Maumelle, Ark. (Maumelle HS)
73	Brooks Edmonson	OL	6-4	315	Fr.	HS	Bryant, Ark. (Bryant HS)
74	Jalen St. John	OL	6-5	327	R-So.	1L	St. Louis, Mo. (Trinity Catholic HS)
75	Patrick Kutas	OL	6-5	305	Fr.	HS	Memphis, Tenn. (Christian Brothers HS)
76	E'Marion Harris	OL	6-7	340	Fr.	HS	Little Rock, Ark. (Joe T. Robinson HS)
78	Dalton Wagner	OL	6-9	331	*R-Sr.	4L	Spring Grove, Ill. (Richmond Burton HS)
80	Collin Sutherland	TE	6-5	260	R-So.	SQ	Flower Mound, Texas (Marcus HS)
82	Hudson Henry	TE	6-5	254	R-Jr.	2L	Little Rock, Ark. (Pulaski Academy)
83	Chris Harris	WR	5-10	187	R-So.	SQ	Dumas, Ark. (Dumas HS)
85	Harper Cole	WR	5-9	178	R-So.	1L	Aurora, Ill. (Waubonsie Valley HS)
86	Kalil Girault	WR	6-0	186	Fr.	HS	Haslet, Texas (Eaton HS)
88	Kamron Bibby	WR	6-2	180	Fr.	HS	El Dorado, Ark. (El Dorado HS)
89	Nathan Bax	TE	6-4	252	R-Sr.	2L	Jefferson City, Mo. (Helias Catholic HS/III. St.)
90	Marcus Miller	DL	6-5	286	R-Jr.	2L	Warren, Ark. (Warren HS)
91	Randall Dennis Jr.	DL	6-3	300	Fr.	HS	Lawrenceville, Ga. (Archer HS)
94	Patrick Foley	P	6-3	196	R-Fr.	RS	Omaha, Neb. (Creighton Prep)
94	Jon Hill	DL	6-5	252	R-Fr.	RS	Dumas, Ark. (Dumas HS)
98	Roy Patterson	DL	6-5	253	R-So.	HS	Austin, Texas (Anderson HS)
99	Terry Hampton	DL	6-1	314	*Sr.	TR	El Dorado, Ark. (El Dorado HS/Arkansas State)

Roster by Class: Senior - 22 | Junior - 22 | Sophomore - 17 | Freshman - 49

FOOTBALL STAFF

Coaching Staff

Sam Pittman Head Coach	3rd Season
Barry Odom Assoc. Head Coach/DC/Safeties	3rd Season
Scott Fountain Asst. HC/Special Teams Coord.	3rd Season
Kendal Briles Offensive Coordinator/QBs	3rd Season
Deke Adams Defensive Line	1st Season
Dominique Bowman Cornerbacks	1st Season
Kenny Guiton Wide Receivers	2nd Season
Cody Kennedy Offensive Line	2nd Season
Dowell Loggains Tight Ends	2nd Season
Michael Scherer Linebackers	3rd Season
Jimmy Smith Running Backs	3rd Season

Graduate Assistants

Ian Brewer Video	2nd Season
Joe Carter Operations	1st Season
Sean Fogarty Offense	1st Season
Jalen Harris Special Teams	1st Season
Mason Hutchins Defense	1st Season
Keith Jones Defense	1st Season

Quality Control/Analyst

Michael Anthony Offense	3rd Season
Mark Cala Offense	3rd Season
Kelvin Green Defense	1st Season
Chris Hurd Special Teams	1st Season
Nick Mathews Defense	1st Season
Jake Trump Defense	3rd Season
De'Vion Warren Offense	1st Season

Support Staff

Patrick Doherty Football Operations	3rd Season
Amanda Gilpin Asst. Football Operations	3rd Season
Jamil Walker Strength & Conditioning	3rd Season
Ed Ellis Assoc. Strength & Conditioning	3rd Season
Dave Polanski Athletic Training	5th Season
Dalton Withrow Equipment	2nd Season
Butler Benton Recruiting/Player Personnel	2nd Season
Danny Wheeler Player Development	3rd Season
Jacob Tepp Video	2nd Season

ALPHABETICAL ROSTER

No.	Name	Pos.
61	Brooks Magee	LS
65	Devon Manuel	OL
11	Sam Mbake	WR
24	Quincey McAdoo	DB
3	Dwight McGlothorn	DB
90	Marcus Miller	DL
33	Isaiah Nichols	DL
52	John Oehrlein	OL
36	Erin Outley	TE
16	Keuan Parker	DB
98	Roy Patterson	DL
27	Chris Paul Jr.	LB
26	Landon Phipps	DB
29	John Paul Pickens	DB
10	Bumper Pool	LB
35	Mani Powell	LB
18	Austin Renfro	QB
15	Landon Rogers	TE
42	Drew Sanders	LB
5	Raheim Sanders	RB
16	Isaiah Sategna	WR
38	Mason Schueck	LB
2	Myles Slusher	DB
39	Courtney Snelling	DB
74	Jalen St. John	OL
48	Eli Stein	LS
14	Bryce Stephens	WR
58	Jashaud Stewart	DL
67	Josh Street	OL
51	Ricky Stromberg	OL
80	Collin Sutherland	TE
34	Hunter Talley	TE
37	Eric Thomas Jr.	DL
41	Kyle Thompson	DL
6	Jacorre Turner	LB
78	Dalton Wagner	OL
8	Ty Washington	TE
63	Terry Wells	OL
49	McKinley Williams	DB
56	Zach Williams	DL
13	Jaedon Wilson	WR
32	Drew Winn	DB
45	Jackson Woodard	LB
20	Zach Zimos	DB

PRONUNCIATIONS

Latavious Brini	bree-nee
Taurean Carter	to-re-ee-an
Andrew Chamblee	cham-blee
Malik Chavis	ma-leek chav-iss
Ty'Kieast Crawford	ty-KEAST
Nico Davillier	dava-YAY
E'Marion Harris	eh-mary-ON
Jadon Haselwood	hazel-wood
Malik Hornsby	ma-leek
Ketron Jackson Jr.	KEE-tron
Khari Johnson	kah-REE
Patrick Kutas	koo-tas
Sam Mbake	bah-KAY
Keuan Parker	kee-wahn
Mani Powell	manny
Isaiah Sategna	suh-TANE-ya
Jashaud Stewart	ja-shawd
Zach Zimos	ZIE-mus

GAME 12: MISSOURI



AJ GREEN

0

Running Back | 5-11 | 208 | Sophomore
Tulsa, Okla. | Union HS

QUICK HITS

- Recorded a season high 56 rushing yards against Liberty on Nov. 5.
- Totaled 227 yards and one touchdown on 47 rushing attempts, averaging 4.8 yards per carry during freshman campaign.
- Hauled in seven passes for 84 yards and a touchdown, averaging 12.0 yards per catch as a freshman.
- Tallied a season high 9.3 yards per carry against Liberty on Nov. 5.
- Made his collegiate debut against Texas on Sept. 11, 2021, rushing for a career-high 67 yards and a touchdown on seven attempts.

CAREER STATS

	GP/GS	RUSHING				TD	LNG	RECEIVING				TD	LNG
		ATT	YDS	AVG/G				REC	YDS	AVG			
2021	12/0	47	227	18.9		1	30	7	84	7.0		1	48
2022	11/0	73	310	28.2		2	19	2	45	4.1		-	30
TOTAL	23/0	120	537	23.3		3	30	9	129	5.9		1	48

	GP/GS	RUSHING				TD	LNG	RECEIVING				TD	LNG
		ATT	YDS	AVG				REC	YDS	AVG			
Cincinnati	1/0	3	18	6.0		0	6	0	0	0		0	0
South Carolina	1/0	9	43	4.8		1	14	0	0	0		0	0
Missouri State	1/0	2	2	1.0		0	0	0	0	0		0	0
Texas A&M	1/0	9	36	4.0		0	0	0	0	0		0	0
Alabama	1/0	5	18	4.2		1	13	0	0	0		0	0
at Miss. State	1/0	6	14	2.3		0	5	0	0	0		0	0
at BYU	1/0	11	51	4.6		0	14	2	45	22.5		0	30
at Auburn	1/0	10	25	2.5		0	8	0	0	0		0	0
Liberty	1/0	6	56	9.3		0	19	0	0	0		0	0
LSU	1/0	7	31	4.4		0	10	0	0	0		0	0
Ole Miss	1/0	5	16	3.2		0	11	0	0	0		0	0
at Missouri													

SEASON HIGHS

Rushes11 at BYU (10/15/22)
 Rushing Yards56 vs. Liberty (11/5/22)
 Rushing Touchdowns1, 2x, last vs. Alabama (10/1/22)
 Long Rush19 vs. Liberty (11/5/22)
 100-Yard Games
 Receptions2 at BYU (10/15/22)
 Receiving Yards45 at BYU (10/15/22)
 Receiving Touchdowns
 Long Reception30 at BYU (10/15/22)

CAREER HIGHS

Rushes11 at BYU (10/15/22)
 Rushing Yards67 vs. Texas (9/11/21)
 Rushing Touchdowns1, 2x, last vs. South Carolina (9/10/22)
 Long Rush48 vs. Texas (9/11/21)
 100-Yard Games
 Receptions2, 3x, last at BYU (10/15/22)
 Receiving Yards48 vs. Texas A&M (9/25/21)
 Receiving Touchdowns1 vs. Texas A&M (9/25/21)
 Long Reception48 vs. Texas A&M (9/25/21)



KJ JEFFERSON

1

Quarterback | 6-3 | 242 | R-Junior
Sardis, Miss. | North Panola HS

QUICK HITS

- Totaled a career high 29 completions (29-for-40) for 367 passing yards and five touchdowns against BYU - the first five-passing touchdown effort of his career.
- Completed 85.7 percent of his passes against South Carolina, which ranks second in school history (min. 20 pass attempts).
- Filed 171 passing yards and 105 rushing yards vs. Texas A&M to become first Arkansas QB since Matt Jones (2004) to pass and run for 100+ yards in a single game.
- Owens the highest single-season completion percentage (67.3%) in school history when attempting at least 250 passes.
- Accounted for six TDs (3 throwing, 3 rushing) at Ole Miss (2021), second-most in program history.
- 1 of 2 returning FBS quarterbacks (Louisville's Malik Cunningham), to lead their teams in both passing and rushing in 2021.
- Totaled three games in 2021 of 300+ passing yards and at least 3 TD passes, first Arkansas QB to do so since Brandon Allen in 2015.
- One of only six SEC signal-callers since 2000 to have thrown for 3+ touchdowns and rushed for 3+ scores in a game as he did against Ole Miss on Oct. 9, 2021, joining Texas A&M QB Johnny Manziel, Mississippi State QB Dak Prescott, Ole Miss QB Chad Kelly, LSU QB Joe Burrow and Ole Miss QB Matt Corral.

CAREER STATS

	PASSING										RUSHING				
	GP/GS	COMP	ATT	PCT	YDS	TD	INT	LNG	ATT	YDS	AVG	TD	LNG		
2019	3/1	14	31	45.2	197	0	1	38	30	58	1.9	2	21		
2020	5/1	20	41	48.8	295	3	0	68	28	67	2.4	2	19		
2021	13/13	198	294	67.3	2676	21	4	91	146	664	51.1	6	49		
2022	9/9	165	244	67.6	2149	20	3	73	125	472	52.4	6	26		
TOTAL	30/24	397	610	65.1	5317	44	8	91	329	12614	42.0	16	49		

GAME-BY-GAME STATS

	GP/GS	PASSING							RUSHING					
		COMP	ATT	PCT	YDS	TD	INT	LNG	ATT	YDS	AVG	TD	LNG	
Cincinnati	1/1	18	26	68.2	223	3	0	32	18	62	3.4	1	16	
South Carolina	1/1	18	21	85.7	162	1	0	23	19	67	3.5	1	11	
Missouri State	1/1	19	31	61.3	385	2	1	73	9	40	4.4	1	14	
Texas A&M	1/1	12	19	63.2	171	2	0	56	18	105	5.8	1	26	
Alabama	1/1	13	24	54.2	155	1	0	36	17	38	2.2	0	13	
at Miss. State	--	--	--	--	--	--	--	--	--	--	--	--	--	
at BYU	1/1	29	40	72.5	367	5	0	39	10	32	3.2	0	14	
at Auburn	1/1	16	24	66.7	234	1	0	56	10	45	4.5	2	25	
Liberty	1/1	23	37	62.2	284	2	2	36	16	36	2.25	0	15	
LSU	--	--	--	--	--	--	--	--	--	--	--	--	--	
Ole Miss	1/1	17	22	77.3	168	3	0	23	8	47	5.9	0	23	
at Missouri														

SEASON HIGHS

Pass Attempts40 at BYU (10/15/22)
 Completions29 at BYU (10/15/22)
 Pass Yards385 vs. Missouri State (9/17/22)
 Pass TDs5 at BYU (10/15/22)
 Long Pass73 vs. Missouri State (9/3/22)
 Completion %85.7% vs. South Carolina (9/10/22)
 Rushes19 vs. South Carolina (9/10/22)
 Rush Yards105 vs. Texas A&M (9/24/22)
 Rush TDs2 at Auburn (10/29/22)
 Long Rush26 vs. Texas A&M (9/24/22)

CAREER HIGHS

Pass Attempts40 at BYU (10/15/22)
 Completions29 at BYU (10/15/22)
 Pass Yards385 vs. Missouri State (9/17/22)
 Pass TDs5 at BYU (10/15/22)
 Long Pass91 vs. Georgia Southern (9/18/21)
 Completion %85.7% vs. South Carolina (9/10/22)
 Rushes20 (2x) vs. Penn State (1/1/22)
 Rush Yards110 vs. Penn State (1/1/22)
 Rush TDs3 at Ole Miss (10/9/21)
 Long Rush49 vs. Missouri (11/26/21)

GAME 12: MISSOURI



MYLES SLUSER

2

Defensive Back | 6-0 | 194 | Junior
Broken Arrow, Okla. | Broken Arrow HS

QUICK HITS

- Racked up a season high six stops, with four being solo, against Texas A&M on Sept. 24.
- Recorded a TFL in three straight games.
- Played in 11 games with seven starts in 2021.
- Finished tied for second on the team in interceptions with two in 2021.
- Registered a career-high 10 tackles in the 2021 regular season finale against Missouri.
- As a freshman in 2020, tied for the team-lead with two fumble recoveries.
- Rated a four-star prospect by 247Sports, Rivals and ESPN and the No. 5 safety in the country by 247Sports.

CAREER STATS

	GP/GS	UA	A	TOT	TFL-YDS	SCK-YDS	FF	FR-YDS	INT-YDS	QBH	BRUP
2020	6/1	9	6	15	1.0-1	0.0-0	1	2-7	0-0	0	0
2021	11/7	33	17	50	3.0-3	0.5-8	0	0-0	2-11	2	4
2022	6/6	18	10	28	5.0-15	2.0-6	0	0-0	0-0	2	1
TOTAL	23/15	60	33	93	9.0-19	2.5-14	1	2-7	2-11	4	5

GAME-BY-GAME STATS

	GP/GS	UA	A	TOT	TFL-YDS	SCK-YDS	FF	FR-YDS	INT-YDS	QBH	BRUP
Cincinnati	1/1	3	0	3	1.0-1	0-0	0	0-0	0-0	0	0
South Carolina	--	--	--	--	--	--	--	--	--	--	--
Missouri State	--	--	--	--	--	--	--	--	--	--	--
Texas A&M	1/1	4	2	6	1.0-4	0-0	0	0-0	0-0	1	1
Alabama	1/1	1	0	1	0.0-0	0-0	0	0-0	0-0	0	0
at Mississippi State	--	--	--	--	--	--	--	--	--	--	--
at BYU	--	--	--	--	--	--	--	--	--	--	--
at Auburn	1/1	4	1	5	1.0-1	1.0-1	0	0-0	0-0	1	0
Liberty	1/1	2	3	5	1.0-5	1.0-5	0	0-0	0-0	0	0
LSU	--	--	--	--	--	--	--	--	--	--	--
Ole Miss	1/1	4	4	8	1.0-4	0.0-0	0	0-0	0-0	0	0
at Missouri	--	--	--	--	--	--	--	--	--	--	--

SEASON HIGHS

Tackles	8 vs. Ole Miss (11/19/22)
Tackles For Loss	1.0, 5x, last vs. Ole Miss (11/19/22)
Sacks	1.0, 2x, last vs. Liberty (11/5/22)
QB Hurries	1, 2x, last at Auburn (10/29/22)
Pass Breakups	1 vs. Texas A&M (9/24/22)
Forced Fumbles	
Fumble Recoveries	
Interceptions	

CAREER HIGHS

Tackles	10 vs. Missouri (11/26/21)
Double Figure Tackle Games	1 vs. Missouri (11/26/21)
Tackles For Loss	1.0, 8x, last vs. Ole Miss (11/19/22)
Sacks	1.0, 2x, last vs. Liberty (11/5/22)
QB Hurries	1, 4x, last at Auburn (10/29/22)
Pass Breakups	1, 5x, last vs. Texas A&M (9/24/22)
Forced Fumbles	1 vs. LSU (11/21/20)
Fumble Recoveries	1 (2x) last vs. LSU (11/21/20)
Interceptions	1 (2x) last at LSU (11/13/21)



KETRON JACKSON JR.

2

Wide Receiver | 6-2 | 203 | Sophomore
Royse City, Texas | Royse City HS

QUICK HITS

- Registered a career high four receptions against Alabama on Oct. 1.
- Accumulated a career high 64 receiving yards in win over Missouri State on Sept. 17.
- Recorded touchdown receptions in back-to-back games against Texas A&M and Alabama.
- Appeared in all 13 games as a freshman in 2021 and hauled in five passes for 97 yards (19.4 ypc) and a touchdown.
- Pulled in first career touchdown, a 29-yard touchdown reception, against UAPB on Oct. 23, 2021.
- Consensus four-star prospect by 247sports, Rivals and ESPN.
- Rated the No. 21 prospect in Texas by 247sports.
- Accomplished track and field athlete, competing in long jump, triple-jump and 4x200 relay. Led all Dallas-area athletes in long jump (24-11) and ranked third in triple-jump (47-6).
- Chose Arkansas over Alabama, LSU, Auburn, Baylor, TCU, Oregon State and others.

CAREER STATS

	GP/GS	REC	YDS	AVG	TD	LNG	ATT	YDS	AVG	TD	LNG
2021	13/0	5	97	19.4	1	39	0	0	0	0	0
2022	11/7	15	270	18.0	3	64	1	19	19	0	19
TOTAL	24/7	20	367	18.4	4	64	1	19	19	0	19

GAME-BY-GAME STATS

	GP/GS	REC	YDS	AVG	TD	LNG	ATT	YDS	AVG	TD	LNG
Cincinnati	1/0	0	0	0	0	0	0	0	0	0	0
South Carolina	1/0	1	7	7.0	0	7	0	0	0	0	0
Missouri State	1/0	1	64	64.0	0	64	0	0	0	0	0
Texas A&M	1/0	1	32	32.0	1	32	0	0	0	0	0
Alabama	1/1	4	48	12.0	1	17	0	0	0	0	0
at Miss. State	1/1	1	21	21.0	0	21	0	0	0	0	0
at BYU	1/1	3	55	18.3	0	30	0	0	0	0	0
at Auburn	1/1	1	7	7.0	0	7	1	19	19	0	19
Liberty	1/1	0	0	0	0	0	0	0	0	0	0
LSU	1/1	1	4	4.0	0	4	0	0	0	0	0
Ole Miss	1/1	2	32	16.0	1	20	0	0	0	0	0
at Missouri	--	--	--	--	--	--	--	--	--	--	--

SEASON HIGHS

Receptions	4 vs. Alabama (10/1/22)
Receiving Yards	64 vs. Missouri State (9/17/22)
100-Yard Games	
Receiving Touchdowns	1, 3x, last vs. Ole Miss (11/19/22)
Long Reception	64 vs. Missouri State (9/17/22)
Rushes	1 vs. Auburn (10/29/22)
Rushing Yards	19 vs. Auburn (10/29/22)
Rushing Touchdowns	
Long Rush	19 vs. Auburn (10/29/22)

CAREER HIGHS

Receptions	4 vs. Alabama (10/1/22)
Receiving Yards	64 vs. Missouri State (9/17/22)
100-Yard Games	
Receiving Touchdowns	1, 4x, last vs. Ole Miss (11/19/22)
Long Reception	64 vs. Missouri State (9/17/22)
Rushes	1 vs. Auburn (10/29/22)
Rushing Yards	19 vs. Auburn (10/29/22)
Rushing Touchdowns	
Long Rush	19 vs. Auburn (10/29/22)

GAME 12: MISSOURI



MATT LANDERS

3

Wide Receiver | 6-5 | 197 | Senior
St. Petersburg, Fla. | St. Petersburg HS / Toledo

QUICK HITS

- Registered third 100-yard receiving effort (second consecutive) after reeling in six catches for 119 yards (19.8 ypc) vs. Liberty on Nov. 5.
- In 52-35 win at BYU, Landers became the first Arkansas wide receiver with three receiving touchdowns in a game since WR Drew Morgan hauled in three touchdown passes against Ole Miss in 2015.
- Has led Arkansas in receiving yards in seven of 11 games this season, including the last five games.
- Hauled in a career-high 8 catches at BYU on Oct. 15.
- Made 20 receptions for 514 yards and five touchdowns in 12 games played at Toledo in 2021.
- Turned in a team-best 25.7 yards per reception during his junior year at Toledo..
- Caught 18 passes in last five games of the 2021 season, including nine in the last two.
- Saw action in 25 games across three seasons at Georgia, including 12 in 2019. Registered 10 receptions for 105 yards in 2019.

CAREER STATS

	GP/GS	RECEIVING				LNG	RUSHING				LNG
		REC	YDS	AVG	TD		ATT	YDS	AVG	TD	
2018*	4/0	0	0	0	0	0	0	0	0	0	0
2019*	12/1	10	105	10.5	1	80	1	-6	-6	0	0
2020*	9/0	2	27	13.5	0	23	0	0	0	0	0
2021**	12/0	20	514	25.7	5	90	0	0	0	0	0
2022	11/10	40	701	17.5	6	56	1	6	6	0	6
TOTAL	48/11	72	1347	18.7	12	90	2	0	0	0	6

* at Georgia, **at Toledo

GAME-BY-GAME STATS

	GP/GS	RECEIVING				LNG	RUSHING				LNG
		REC	YDS	AVG	TD		ATT	YDS	AVG	TD	
Cincinnati	1/1	3	43	14.3	0	20	0	0	0	0	0
South Carolina	1/1	4	45	11.3	0	16	1	6	6.0	0	6
Missouri State	1/1	7	123	17.6	0	47	0	0	0	0	0
Texas A&M	1/1	1	19	19.0	0	19	0	0	0	0	0
Alabama	1/1	2	31	15.5	0	20	0	0	0	0	0
at Miss. State	1/1	0	0	0	0	0	0	0	0	0	0
at BYU	1/1	8	99	12.4	3	39	0	0	0	0	0
at Auburn	1/1	4	115	28.8	0	56	0	0	0	0	0
Liberty	1/1	6	119	19.8	0	36	0	0	0	0	0
LSU	1/0	2	69	34.5	1	40	0	0	0	0	0
Ole Miss	1/1	3	38	12.7	2	23	0	0	0	0	0
at Missouri											

SEASON HIGHS

Receptions	8 at BYU (10/15/22)
Receiving Yards	123 vs. Missouri State (9/17/22)
100-Yard Games	3, last vs. Liberty (11/5/22)
Receiving Touchdowns	3 at BYU (10/15/22)
Long Reception	56 at Auburn (10/29/22)
Rushes	1 vs. South Carolina (9/10/22)
Rushing Yards	6 vs. South Carolina (9/10/22)
Rushing Touchdowns	
Long Rush	6 vs. South Carolina (9/10/22)

CAREER HIGHS

Receptions	8 at BYU (10/15/22)
Receiving Yards	150 vs. Eastern Michigan (11/2/21)(*at Toledo)
100-Yard Games	5, last vs. Liberty (11/5/22)
Receiving Touchdowns	3 at BYU (10/15/22)
Long Reception	90 vs. Middle Tennessee (12/17/22)(*at Toledo)
Rushes	1, 2x, last vs. South Carolina (9/10/22)
Rushing Yards	6 vs. South Carolina (9/10/22)
Rushing Touchdowns	
Long Rush	6 vs. South Carolina (9/10/22)



DWIGHT MCGLOTHERN

3

Defensive Back | 6-2 | 181 | Junior
Houston, Texas | Klein Oak HS

QUICK HITS

- Tied career high in stops with eight vs. Ole Miss on Nov. 19. Also forced and recovered a fumble against the Rebels.
- Leads Arkansas in interceptions this season with three.
- Intercepted two passes in his first two games as a Razorback.
- Recorded a 51-yard interception return against Cincinnati on Sept. 3, registering Arkansas' 14th 50-plus yard interception return since 1997.
- Has started in all 10 games this season.
- Played in 10 games with six starts as a sophomore at LSU in 2021, tallying 32 tackles, six pass breakups, one forced fumble, one interception and a touchdown.
- Intercepted his first pass and returned it for a 37-yard touchdown against Florida in 2021.
- Ranked No. 19 in the 247Sports Composite Rankings and listed as a Top 300 overall prospect coming out of high school.

CAREER STATS

	GP/GS	UA	A	TOT	TFL-YDS	SCK-YDS	FF	FR-YDS	INT-YDS	QBH	BRUP
2020	6/0	8	1	9	0.0-0	0.0-0	0	0-0	0	0	2
2021	10/6	26	6	32	2.0-8	0.0-0	1	0-0	1-37	0	6
2022	11/11	35	5	40	0.0-0	0.0-0	2	2-0	3-48	0	10
TOTAL	27/17	69	12	81	2.0-8	0.0-0	3	0-0	4-85	0	18

GAME-BY-GAME STATS

	GP/GS	UA	A	TOT	TFL-YDS	SCK-YDS	FF	FR-YDS	INT-YDS	QBH	BRUP
Cincinnati	1/1	3	1	4	0.0-0	0-0	0	0-0	1-51	0	2
South Carolina	1/1	3	1	4	0.0-0	0-0	0	0-0	1-0	0	1
Missouri State	1/1	1	0	1	0.0-0	0-0	0	0-0	0-0	0	1
Texas A&M	1/1	2	0	2	0.0-0	0-0	0	0-0	0-0	0	0
Alabama	1/1	1	0	1	0.0-0	0-0	0	0-0	1-3	0	2
at Miss. State	1/1	2	1	3	0.0-0	0-0	0	0-0	0-0	0	1
at BYU	1/1	5	0	5	0.0-0	0-0	1	0-0	0-0	0	0
at Auburn	1/1	7	0	7	0.0-0	0-0	0	0-0	0-0	0	1
Liberty	1/1	3	0	3	0.0-0	0-0	0	0-0	0-0	0	1
LSU	1/1	2	0	2	0.0-0	0-0	0	0-0	0-0	0	0
Ole Miss	1/1	6	2	8	0.0-0	0-0	1	1-0	0-0	0	1
at Missouri											

SEASON HIGHS

Tackles	8 vs. Ole Miss (11/19/22)
Tackles For Loss	
Sacks	
QB Hurries	
Pass Breakups	2, 2x, last vs. Alabama (10/1/22)
Forced Fumbles	1, 2x, last vs. Ole Miss (11/19/22)
Fumble Recoveries	1 vs. Ole Miss (11/19/22)
Interceptions	1, 3x, last vs. Alabama (10/1/22)

CAREER HIGHS

Tackles	8, 2x, last vs. Ole Miss (11/19/22)
Double Figure Tackle Games	
Tackles For Loss	1, 2x, last vs. Auburn (10/2/21)
Sacks	
QB Hurries	
Pass Breakups	3 vs. Florida (10/16/22)
Forced Fumbles	1, 3x, last vs. Ole Miss (11/19/22)
Fumble Recoveries	1 vs. Ole Miss (11/19/22)
Interceptions	1, 4x, last vs. Alabama (10/1/22)

GAME 12: MISSOURI



RAHEIM SANDERS

5

Running Back | 6-2 | 227 | Sophomore
Rockledge, Fla. | Rockledge HS

QUICK HITS

- Only SEC player to have ran for 200+ yards against a top-25 opponent this year after recording 232 rushing yards on 24 carries (9.7 average) and three touchdowns vs. No. 14 Ole Miss.
- Surpassed 1,000 rushing yards on the season in win at Auburn, tying the school record for quickest to 1,000 rushing yards in a single season in just eight games.
- Recorded 175 rushing yards (11.7 ypc) in 52-35 triumph of BYU on Oct. 15.
- Responsible for seven 100+-yard rushing efforts so far this season and eight career 100+ rushing efforts.
- Ranks second in the SEC in rushing yards this season with 1,379.
- In breakout performance vs. Ole Miss, Sanders became just the third SEC player since 2000 to rush for 200 yards and record at least five receptions in a game.
- Second Razorback in last 25 seasons to tally 200 rushing yards and three rushing scores against a ranked opponent after doing so vs. No. 14 Ole Miss.
- Became one of two SEC players since 2000 to have recorded 150+ rushing yards with at least one rushing TD and 70+ receiving yards with at least one receiving TD in a single game in win over Missouri State on Sept. 17, joining Florida's Percy Harvin.
- Named to Freshman All-SEC Team in 2021.
- Totaled the most rushing yards by an Arkansas freshman since Devwah Whaley in 2016 (602).
- Part of a Razorback rushing attack that saw four ball carriers gain over 500 yards for the first time since 1975 during the 2021 season.

CAREER STATS

	RUSHING					RECEIVING				
	GP/GS	ATT	YDS	AVG/G	TD	LNG	REC	YDS	AVG	TD
2021	13/0	114	578	44.5	5	42	11	109	9.9	1
2022	11/0	209	1379	125.4	10	76	25	249	10.0	1
TOTAL	24/11	323	1957	81.5	15	76	36	358	9.9	2

GAME-BY-GAME STATS

	RUSHING					RECEIVING				
	GP/GS	ATT	YDS	AVG	TD	LNG	REC	YDS	AVG	TD
Cincinnati	1/1	20	117	5.8	0	37	3	12	4.0	0
South Carolina	1/1	24	156	6.5	2	47	3	30	10.0	0
Missouri State	1/1	22	167	7.6	1	43	2	75	37.5	1
Texas A&M	1/1	17	68	4.0	0	0	0	0	0	0
Alabama	1/1	22	101	4.6	1	26	2	19	9.5	0
at Miss. State	1/1	20	86	4.3	1	12	4	49	12.3	0
at BYU	1/1	15	175	11.7	2	64	1	4	4.0	0
at Auburn	1/1	16	171	10.7	0	76	1	6	6.0	0
Liberty	1/1	17	60	3.5	0	28	2	25	12.5	0
LSU	1/1	12	46	3.8	0	14	2	0	0	0
Ole Miss	1/1	24	232	9.7	3	68	5	29	5.8	0
at Missouri										

SEASON HIGHS

Rushes	24, 2x, last vs. Ole Miss (11/19/22)
Rushing Yards	232 vs. Ole Miss (11/19/22)
Rushing Touchdowns	3 vs. Ole Miss (11/19/22)
Long Rush	76 at Auburn (10/26/22)
100-Yard Games	7x, last vs. Ole Miss (11/19/22)
200-Yard Games	1 vs. Ole Miss (11/19/22)
Receptions	5 vs. Ole Miss (11/19/22)
Receiving Yards	75 vs. Missouri State (9/17/22)
Receiving Touchdowns	1 vs. Missouri State (9/17/22)
Long Reception	73 vs. Missouri State (9/17/22)

CAREER HIGHS

Rushes	24, 2x, last vs. Ole Miss (11/19/22)
Rushing Yards	232 vs. Ole Miss (11/19/22)
Rushing Touchdowns	3 vs. Ole Miss (11/19/22)
Long Rush	76 at Auburn (10/26/22)
100-Yard Games	8x, last vs. Ole Miss (11/19/22)
200-Yard Games	1 vs. Ole Miss (11/19/22)
Receptions	5 vs. Ole Miss (11/19/22)
Receiving Yards	75 vs. Missouri State (9/17/22)
Receiving Touchdowns	1, 2x, last vs. Missouri State (9/17/22)
Long Reception	73 vs. Missouri State (9/17/22)



RASHOD DUBINION

6

Running Back | 5-10 | 211 | Freshman
Ellenwood, Ga. | Cedar Grove HS

QUICK HITS

- Registered a career high four receptions for 40 yards and one receiving touchdown in win at BYU. Also posted four carries for 16 yards against the Cougars.
- Filed a career high 40 rushing yards against Ole Miss on Nov. 19.
- Recorded his first career collegiate touchdown against South Carolina on Sept. 10.
- Hauled in a 29-yard pass for his first collegiate reception against the Bearcats on Sept. 3.
- Enrolled early at Arkansas and participated in spring practices.
- Tabbed a four-star prospect by Rivals and a three-star prospect by 247Sports and ESPN.
- Chose Arkansas over Georgia, Baylor, Florida, Auburn, Ole Miss and others.

CAREER STATS

	RUSHING					RECEIVING				
	GP/GS	ATT	YDS	AVG/G	TD	LNG	REC	YDS	AVG	TD
2022	11/0	45	155	14.1	3	14	8	83	10.4	1
TOTAL	11/0	45	155	14.1	3	14	8	83	10.4	1

GAME-BY-GAME STATS

	RUSHING					RECEIVING				
	GP/GS	ATT	YDS	AVG	TD	LNG	REC	YDS	AVG	TD
Cincinnati	1/0	2	16	8.0	0	13	1	29	29.0	0
South Carolina	1/0	8	15	1.9	1	4	0	0	0.0	0
Missouri State	1/0	2	6	3.0	0	0	0	0	0.0	0
Texas A&M	1/0	2	17	8.5	0	14	0	0	0.0	0
Alabama	1/0	4	10	2.5	0	11	1	14	14.0	0
at Miss. State	1/0	7	28	4.0	0	12	0	0	0.0	0
at BYU	1/1	4	16	4.0	0	11	4	40	10.0	1
at Auburn	1/1	5	11	2.2	2	5	0	0	0.0	0
Liberty	1/1	2	-6	-3.0	0	0	0	0	0.0	0
LSU	1/1	3	2	0.7	0	3	1	1	1.0	0
Ole Miss	1/1	6	40	6.7	0	13	1	-1	-1.0	0
at Missouri										

SEASON HIGHS

Rushes	8 vs. South Carolina (9/10/22)
Rushing Yards	40 vs. Ole Miss (11/19/22)
Rushing Touchdowns	2 at Auburn (10/29/22)
Long Rush	14 vs. Texas A&M (9/24/22)
100-Yard Games	
Receptions	4 at BYU (10/15/22)
Receiving Yards	40 at BYU (10/15/22)
Receiving Touchdowns	1 at BYU (10/15/22)
Long Reception	29 vs. South Carolina (9/10/22)

CAREER HIGHS

Rushes	8 vs. South Carolina (9/10/22)
Rushing Yards	40 vs. Ole Miss (11/19/22)
Rushing Touchdowns	2 at Auburn (10/29/22)
Long Rush	14 vs. Texas A&M (9/24/22)
100-Yard Games	
Receptions	4 at BYU (10/15/22)
Receiving Yards	40 at BYU (10/15/22)
Receiving Touchdowns	1 at BYU (10/15/22)
Long Reception	29 vs. Cincinnati (9/3/22)

GAME 12: MISSOURI



LATAVIOUS BRINI

7

Defensive Back | 6-2 | 215 | Senior
Miami Gardens, Fla. | Mater Academy
Charter / Georgia

QUICK HITS

- Intercepted his first pass as a Hog against LSU on Nov. 12. He also became the second Razorback this season (DB Hudson Clark vs. BYU) to intercept a pass and recover fumble in the same game.
- Tallied a career high seven tackles, including 2.0 TFL, in win at Auburn on Oct. 29.
- Played in 13 games, starting in 11 at Georgia in 2021, finishing with 38 total stops and eight pass breakups, tied for second most for the national champions.
- Made a season-high five tackles on three occasions for the Bulldogs in 2021: vs. Auburn, Florida and Tennessee.
- Played in seven of 10 games for Georgia in 2020 with his most productive coming in the final two of the season. Started in the Peach Bowl win over Cincinnati and filed a career-best five tackles, including two for lost yardage, and a pass breakup.
- ESPN three-star prospect and #42 CB in the nation coming out of high school.
- Ranked No. 19 in the 247Sports Composite Rankings and listed as a Top 300 overall prospect coming out of high school.

CAREER STATS

	GP/GS	UA	A	TOT	TFL-YDS	SCK-YDS	FF	FR-YDS	INT-YDS	QBH	BRUP
2017	0/0	0	0	0	0.0-0	0.0-0	0	0-0	0	0	0
2018	5/0	1	0	1	0.0-0	0.0-0	0	0-0	0	0	0
2019	5/0	0	0	0	0.0-0	0.0-0	0	0-0	1	0	1
2020	7/1	9	2	11	3.5-8	0.0-0	0	0-0	0	0	1
2021	13/11	23	15	38	2.5-5	0.0-0	0	0-0	0	0	8
2022	11/7	27	21	48	3.0-6	0.0-0	1	2-2	1-5	0	2
TOTAL	41/19	60	38	98	9-19	0.0-0	1	2-2	2-5	0	12

GAME-BY-GAME STATS

	GP/GS	UA	A	TOT	TFL-YDS	SCK-YDS	FF	FR-YDS	INT-YDS	QBH	BRUP
Cincinnati	1/0	2	3	5	0.0-0	0.0-0	0	0-0	0-0	0	0
South Carolina	1/1	3	1	4	0.0-0	0.0-0	1	0-0	0-0	0	0
Missouri State	1/1	1	4	5	0.0-0	0.0-0	0	0-0	0-0	0	0
Texas A&M	1/0	1	3	4	0.0-0	0.0-0	0	0-0	0-0	0	0
Alabama	1/0	0	1	1	0.0-0	0.0-0	0	0-0	0-0	0	0
at Miss. State	1/0	2	3	5	0.0-0	0.0-0	0	0-0	0-0	0	0
at BYU	1/1	6	0	6	1.0-2	0.0-0	0	1-0	0-0	0	0
at Auburn	1/1	7	0	7	2.0-4	0.0-0	0	0-0	0-0	0	0
Liberty	1/1	1	4	5	0.0-0	0.0-0	0	0-0	0-0	0	1
LSU	1/1	0	2	2	0.0-0	0.0-0	0	1-2	1-5	0	1
Ole Miss	1/1	4	0	4	0.0-0	0.0-0	0	0-0	0-0	0	0
at Missouri											

SEASON HIGHS

Tackles	7 at Auburn (10/29/22)
Tackles For Loss	2.0 at Auburn (10/29/22)
Sacks	
QB Hurries	
Pass Breakups	1, 2x, last vs. LSU (11/12/22)
Forced Fumbles	1 vs. South Carolina (9/10/22)
Fumble Recoveries	1, 2x, last vs. LSU (11/12/22)
Interceptions	1 vs. LSU (11/12/22)

CAREER HIGHS

Tackles	7 at Auburn (10/29/22)
Double Figure Tackle Games	
Tackles For Loss	2.0, 2x, last at Auburn (10/29/22)
Sacks	
QB Hurries	
Pass Breakups	1, 12x, last vs. LSU (11/12/22)
Forced Fumbles	1 vs. South Carolina (9/10/22)
Fumble Recoveries	1, 2x, last vs. LSU (11/12/22)
Interceptions	1, 2x, last vs. LSU (11/12/22)



TREY KNOX

7

Tight End | 6-5 | 245 | Senior
Murfreesboro, Tenn. | Blackman HS

QUICK HITS

- Tied career high in touchdown receptions with two vs. Liberty on Nov. 6. Knox entered the 2022 season with just four touchdown receptions.
- Recorded six games with multiple receptions as a junior.
- Turned in a season high five receptions for 37 yards and a score against Ole Miss in 2021.
- Among SEC freshman in 2019, finished third in the league in receiving yards (385), receiving yards per game (35.0) and receptions per game (2.54).
- Made switch from wide receiver to tight end ahead of 2021 season.
- Loves country music - big Luke Bryan fan.

CAREER STATS

	RECEIVING					RUSHING				
	GP/GS	REC	YDS	AVG	TD	LNG	ATT	YDS	AVG	TD
2019	11/11	28	385	13.8	3	49	0	0	0.0	0
2020	10/6	7	70	10.0	0	12	0	0	0.0	0
2021	12/0	20	141	7.1	1	16	0	0	0.0	0
2022	11/11	22	267	12.1	5	36	0	0	0.0	0
TOTAL	44/28	77	863	11.2	9	49	0	0	0.0	0

GAME-BY-GAME STATS

	RECEIVING					RUSHING				
	GP/GS	REC	YDS	AVG	TD	LNG	ATT	YDS	AVG	TD
Cincinnati	1/1	6	75	12.5	2	32	0	0	0	0
South Carolina	1/1	1	5	5.0	0	5	0	0	0	0
Missouri State	1/1	3	30	10.0	0	21	0	0	0	0
Texas A&M	1/1	1	8	8.0	0	8	0	0	0	0
Alabama	1/1	1	36	36.0	0	36	0	0	0	0
at Miss. State	1/1	0	0	0	0	0	0	0	0	0
at BYU	1/1	4	66	16.5	1	36	0	0	0	0
at Auburn	1/1	1	0	0	0	0	0	0	0	0
Liberty	1/1	2	13	6.5	2	8	0	0	0	0
LSU	1/1	0	0	0	0	0	0	0	0	0
Ole Miss	1/1	3	24	11.3	0	20	0	0	0	0
at Missouri										

SEASON HIGHS

Receptions	6 vs. Cincinnati (9/3/22)
Receiving Yards	75 vs. Cincinnati (9/3/22)
Receiving Touchdowns	2, 2x, last vs. Liberty (11/5/22)
Long Reception	36, 2x, last at BYU (10/15/22)

CAREER HIGHS

Receptions	8 vs. San Jose State (9/21/19)
Receiving Yards	90 vs. Colorado State (9/14/19)
Receiving Touchdowns	2, 2x, last vs. Liberty (11/5/22)
Long Reception	36, 2x, last at BYU (10/15/22)

GAME 12: MISSOURI



JAYDEN JOHNSON

8

Defensive Back | 6-2 | 204 | Sophomore
Cedartown, Ga. | Cedartown HS

QUICK HITS

- Made a career high eight tackles against LSU on Nov. 12.
- Tallied a career high 1.5 TFL in win over Missouri State (9/17/22).
- Appeared in 11 games with three starts as a true freshman in 2021.
- Finished with 24 tackles with nine being solo and 15 being assisted stops. Also totaled two TFL as a freshman.
- Rated the No. 26 player in Georgia by 247Sports.

CAREER STATS

	GP/GS	UA	A	TOT	TFL-YDS	SCK-YDS	FF	FR-YDS	INT-YDS	QBH	BRUP
2021	11/3	9	15	24	2.0-7	0.0-0	0	0-0	0	0	0
2022	10/6	15	16	31	2.5-13	1.5-8	1	0-0	0	0	0
TOTAL	21/9	24	31	55	4.5-20	1.5-8	1	0-0	0	0	0

GAME-BY-GAME STATS

	GP/GS	UA	A	TOT	TFL-YDS	SCK-YDS	FF	FR-YDS	INT-YDS	QBH	BRUP
Cincinnati	1/0	1	1	2	0.0-0	0-0	0	0-0	0-0	0	0
South Carolina	1/1	3	0	3	1.0-6	1.0-6	1	0-0	0-0	0	0
Missouri State	1/1	2	3	5	1.5-7	0.5-2	0	0-0	0-0	0	0
Texas A&M	1/1	3	3	6	0.0-0	0-0	0	0-0	0-0	0	0
Alabama	1/1	2	1	3	0.0-0	0-0	0	0-0	0-0	0	0
at Miss. State	1/1	0	2	2	0.0-0	0-0	0	0-0	0-0	0	0
at BYU	--	--	--	--	--	--	--	--	--	--	--
at Auburn	1/0	0	0	0	0.0-0	0-0	0	0-0	0-0	0	0
Liberty	1/0	1	1	2	0.0-0	0-0	0	0-0	0-0	0	0
LSU	1/1	3	5	8	0.0-0	0-0	0	0-0	0-0	0	0
Ole Miss	1/0	0	0	0	0.0-0	0-0	0	0-0	0-0	0	0
at Missouri											

SEASON HIGHS

Tackles	8 vs. LSU (11/12/22)
Tackles For Loss	1.5 vs. Missouri State (9/17/22)
Sacks	1.0 vs. South Carolina (9/10/22)
QB Hurries	
Pass Breakups	
Forced Fumbles	1 vs. South Carolina (9/10/22)
Fumble Recoveries	
Interceptions	

CAREER HIGHS

Tackles	8 vs. LSU (11/12/22)
Double Figure Tackle Games	
Tackles For Loss	1.5 vs. Missouri State (9/17/22)
Sacks	1.0 vs. South Carolina (9/10/22)
QB Hurries	
Pass Breakups	
Forced Fumbles	1 vs. South Carolina (9/10/22)
Fumble Recoveries	
Interceptions	



JADON HASELWOOD

9

Wide Receiver | 6-3 | 213 | R-Junior
Atlanta, Ga. | Cedar Grove HS / Oklahoma

QUICK HITS

- Tallied three or more receptions in each of his first 11 games as a Razorback.
- Pulled in a career high eight receptions against Liberty on Nov. 5.
- Has at least one reception in a team-high 27 consecutive games - the third-longest streak among all SEC pass catchers.
- Registered first career 100-yard receiving game against Mississippi State on Oct. 8.
- Played in all 12 games of the regular season as a junior at Oklahoma, catching a team-best 39 passes for 399 yards and a team-leading six touchdowns.
- Recorded multiple catches in 10 of 12 games in 2021.
- Caught four passes for 47 yards in 2021 season-opener against Tulane.
- Recorded 51 yards on two receptions at Baylor on Nov. 13, 2021
- Played in 13 of 14 games as a freshman at OU, making 19 receptions for 272 yards and a touchdown.
- Five-star recruit by 247Sports, ESPN and Rivals.

CAREER STATS

	GP/GS	REC	YDS	AVG	TD	LNG	ATT	YDS	AVG	TD	LNG
2019	13	19	272	14.3	1	49	3	14	1.1	0	8
2020	3	4	65	16.3	0	33	0	0	0.0	0	0
2021	12	39	399	10.2	6	50	0	0	0.0	0	0
2022	11/11	52	628	12.1	3	68	8	7	0.6	0	8
TOTAL	39/23	114	1364	12	10	68	11	21	0.5	0	8

GAME-BY-GAME STATS

	GP/GS	REC	YDS	AVG	TD	LNG	ATT	YDS	AVG	TD	LNG
Cincinnati	1/1	3	42	14.0	1	19	1	-2	-2.0	0	0
South Carolina	1/1	5	30	6.0	0	9	2	5	2.5	0	3
Missouri State	1/1	5	86	17.2	1	38	0	0	0.0	0	0
Texas A&M	1/1	5	56	11.2	0	16	1	-5	-5.0	0	0
Alabama	1/1	6	37	6.2	0	16	0	0	0.0	0	0
at Miss. State	1/1	3	113	37.7	0	68	1	8	8.0	0	8
at BYU	1/1	4	42	10.5	0	14	1	3	3.0	0	3
at Auburn	1/1	5	61	12.2	1	20	0	0	0.0	0	0
Liberty	1/1	8	86	10.8	0	18	1	-2	-2.0	0	0
LSU	1/1	5	39	7.8	0	14	1	0	0.0	0	0
Ole Miss	1/1	3	36	12.0	0	18	0	0	0.0	0	0
at Missouri											

SEASON HIGHS

Receptions	8 vs. Liberty (11/5/22)
Receiving Yards	113 vs. Mississippi State (10/8/22)
100-Yard Games	1 vs. Mississippi State (10/8/22)
Receiving Touchdowns	1, 3x, last at Auburn (10/29/22)
Long Reception	68 vs. Mississippi State (10/8/22)
Rushes	2 vs. South Carolina (9/10/22)
Rushing Yards	8 vs. Mississippi State (10/8/22)
Rushing Touchdowns	
Long Rush	8 vs. Mississippi State (10/8/22)

CAREER HIGHS

Receptions	8 vs. Liberty (11/5/22)
Receiving Yards	113 vs. Mississippi State (10/8/22)
100-Yard Games	1 vs. Mississippi State (10/8/22)
Receiving Touchdowns	3 vs. TCU (10/16/21) (*at Oklahoma)
Long Reception	68 vs. Mississippi State (10/8/22)
Rushes	2 vs. South Carolina (9/10/22)
Rushing Yards	8, 2x, last vs. Mississippi State (10/8/22)
Rushing Touchdowns	
Long Rush	8, 2x, last vs. Mississippi State (10/8/22)

GAME 12: MISSOURI



BUMPER POOL

10

Linebacker | 6-2 | 232 | R-Senior
Lucas, Texas | Lovejoy HS

QUICK HITS

- Became Arkansas' all-time leader in tackles (409) against Mississippi State on Oct. 8, surpassing Tony Bua's 408 career tackles, which had been the program standard since 2003.
- Logged his 21st career double-digit tackle game after finishing with 10 vs. LSU.
- Has 92 tackles on the season and is on pace to become the first Razorback defender with three consecutive 100-tackle seasons since LB De'Jon Harris (2017-19).
- Led the Hogs in total tackles with 125 (45 solo) in 2021, his second straight season with 100+ total tackles.
- Named All-SEC by the coaches in both 2020 and 2021.
- Racked up 7.5 tackles for loss, tied for second most on the squad in 2021.
- Finished 10th in the nation in total tackles (125) and tallied 9.6 tackles per game, ranking second in the SEC and 15 nationally in 2021.
- Posted the most tackles in the SEC over the last two years (2020-21) and last three seasons (2019-21) with 335.
- Had totaled the second-most tackles among all FBS defenders since 2019, second to only Troy LB Carlton Martial (367).
- Posted a team-leading seven games with double-digit stops in 2021, which ranked third-most nationally.
- Father, sister, grandfather, two aunts and two cousins are all graduates of Arkansas.
- Sister, Maddie, is Arkansas' Assistant Director of On-Campus Recruiting.

CAREER STATS

	GP/GS	UA	A	TOT	TFL-YDS	SCK-YDS	FF	FR-YDS	INT-YDS	QBH	BRUP
2018	10/4	14	15	29	2.5-4	0.0-0	0	1-60	0-0	1	4
2019	12/12	38	56	94	6.5-12	0.5-3	0	0-0	0-0	1	5
2020	9/9	40	61	101	6.5-11	0.5-3	0	0-0	0-0	1	5
2021	13/1	45	80	125	7.5-13	0.0-0	0	0-0	0-0	2	2
2022	11/11	37	55	92	4.5-20	2.0-16	0	0-0	0-0	5	3
TOTAL	55/37	174	267	441	27.0-60	3.0-22	0	1-60	0-0	10	19

GAME-BY-GAME STATS

	GP/GS	UA	A	TOT	TFL-YDS	SCK-YDS	FF	FR-YDS	INT-YDS	QBH	BRUP
Cincinnati	1/1	4	9	13	1.0-2	0.0-0	0	0-0	0-0	0	0
South Carolina	1/1	3	4	7	1.0-15	1.0-15	0	0-0	0-0	1	1
Missouri State	1/1	2	7	9	0.0-0	0.0-0	0	0-0	0-0	2	1
Texas A&M	1/1	5	2	7	0.0-0	0.0-0	0	0-0	0-0	1	1
Alabama	1/1	6	4	10	1.5-2	0.0-0	0	0-0	0-0	1	0
at Miss. State	1/1	3	11	14	0.0-0	0.0-0	0	0-0	0-0	0	0
at BYU	1/1	3	3	6	0.0-0	0.0-0	0	0-0	0-0	0	0
at Auburn	1/1	3	3	6	0.0-0	0.0-0	0	0-0	0-0	0	0
Liberty	1/1	2	6	8	1.0-1	1.0-1	0	0-0	0-0	0	0
LSU	1/1	5	5	10	0.0-0	0.0-0	0	0-0	0-0	0	0
Ole Miss	1/1	1	1	2	0.0-0	0.0-0	0	0-0	0-0	0	0
at Missouri											

SEASON HIGHS

Tackles.....14 vs. Mississippi State (10/8/22)
Tackles For Loss.....1.5 vs. Alabama (10/1/22)
Double-Digit Tackle Games.....4, last vs. LSU (11/12/22)
Sacks.....1.0, 2x, last vs. Liberty (11/5/22)
Interceptions.....
Interception Return Yards.....
QB Hurries.....2 vs. Missouri State (9/17/22)
Pass Breakups.....1, 3x, last vs. Texas A&M (9/24/22)
Forced Fumbles.....
Fumble Recoveries.....

CAREER HIGHS

Tackles.....20 at Mississippi State (10/3/20)
Tackles For Loss.....3.0 at Texas A&M (10/31/20)
Double-Digit Tackle Games.....21x, last vs. LSU (11/12/22)
Sacks.....1.0, 2x, last vs. Liberty (11/5/22)
QB Hurries.....2 vs. Missouri State 9/17/22
Interceptions.....
Interception Return Yards.....
Pass Breakups.....2 at Mississippi State (10/3/20)
Forced Fumbles.....1 at Colorado State (9/8/18)
Fumble Recoveries.....1 vs. Eastern Illinois (9/1/18)



JORDAN DOMINECK

14

Defensive Line | 6-3 | 251 | R-Senior
Lakeland, Fla. | Jenkins HS / Georgia Tech

QUICK HITS

- Made a season high 7 stops against Missouri State on Sept. 17.
- Named SEC Defensive Lineman of the Week after dominant performance in win over Cincinnati on Sept. 3.
- Played in 12 games with eight starts at Georgia Tech in 2021, finishing with 36 tackles, 5.5 tackles for loss, 3.5 sacks, four quarterback hurries, three forced fumbles with a 70-yard fumble return.
- Father, James, played football at Bethel College (1987) before transferring to Florida for two seasons (1988-89).

CAREER STATS

	GP/GS	UA	A	TOT	TFL-YDS	SCK-YDS	FF	FR-YDS	INT-YDS	QBH	BRUP
2018	3/0	4	1	5	0.0-0	0.0-0	0	0-0	0-0	0	0
2019	7/3	12	13	25	3.5	1.5	0	0-0	0-0	0	0
2020	9/4	20	15	35	8.5	4.0	3	0	0	0	1
2021	12/8	18	20	38	5.5	3.5	3	0	0	0	1
2022	11/0	14	15	29	7.5-48	6.5-46	2	1-0	0	0	0
TOTAL	42/15	68	64	132	25	15.5	8	1-0	0	0	2

GAME-BY-GAME STATS

	GP/GS	UA	A	TOT	TFL-YDS	SCK-YDS	FF	FR-YDS	INT-YDS	QBH	BRUP
Cincinnati	1/0	1	1	2	1.0-10	1.0-10	1	1-0	0-0	0	0
South Carolina	1/0	1	0	1	1.0-10	1.0-10	0	0-0	0-0	0	0
Missouri State	1/0	4	3	7	2.5-15	2.5-15	0	0-0	0-0	0	0
Texas A&M	1/0	2	1	3	0.0-0	0-0	0	0-0	0-0	0	0
Alabama	1/0	1	1	2	0.0-0	0-0	0	0-0	0-0	0	0
at Miss. State	1/0	1	4	5	0.0-0	0-0	0	0-0	0-0	0	0
at BYU	1/0	1	1	2	0.0-0	0-0	0	0-0	0-0	0	0
at Auburn	1/0	1	0	1	1.0-7	1.0-7	0	0-0	0-0	0	0
Liberty	1/0	1	0	1	1.0-4	1.0-4	0	0-0	0-0	0	0
LSU	1/0	1	2	3	1.0-2	0-0	1	0-0	0-0	0	0
Ole Miss	1/0	0	2	2	0.0-0	0.0-0	0	0-0	0-0	0	0
at Missouri											

SEASON HIGHS

Tackles.....7 vs. Missouri State (9/17/22)
Tackles For Loss.....2.5 vs. Missouri State (9/17/22)
Sacks.....2.5 vs. Missouri State (9/17/22)
Interceptions.....
Interception Return Yards.....
QB Hurries.....
Pass Breakups.....
Forced Fumbles.....1, 2x, last vs. LSU (11/12/22)
Fumble Recoveries.....1 vs. Cincinnati (9/3/22)

CAREER HIGHS

Tackles.....10 vs. NC State (11/21/19)
Tackles For Loss.....3 vs. Kennesaw State (9/11/21)
Sacks.....2.5 vs. Missouri State (9/17/22)
Interceptions.....
Interception Return Yards.....
QB Hurries.....
Pass Breakups.....
Forced Fumbles.....1, 2x, last vs. LSU (11/12/22)
Fumble Recoveries.....1 vs. Cincinnati (9/3/22)

GAME 12: MISSOURI



SIMEON BLAIR

15

Defensive Back | 5-10 | 208 | R-Senior
Pine Bluff, Ark. | Pine Bluff HS

QUICK HITS

- Tallied a career high 10 tackles in win over Missouri State on Sept. 17. Finished 2021 with 38 tackles, one tackle for loss, onw sack and four pass breakups.
- Recorded at least tackle in every game as a redshirt junior.
- Filed 10 games with multiple tackles in 2021.
- Recorded a season-high five tackles against Ole Miss (10/9/21).
- Tied season high in tackles with five in road win at LSU (11/13/21).
- Registered a career high six stops twice against Mississippi State and Texas A&M in 2020.

CAREER STATS

	GP/GS	UA	A	TOT	TFL-YDS	SCK-YDS	FF	FR-YDS	INT-YDS	QBH	BRUP
2019	11/0	1	0	1	0.0-0	0.0-0	0	0-0	0-0	0	0
2020	9/2	10	13	23	0.0-0	0.0-0	0	0-0	0-0	0	2
2021	13/7	23	15	38	1.0-4	1.0-4	0	0-0	0-0	0	4
2022	11/11	31	29	60	1.0-1	0.0-0	0	0-0	0-0	0	5
TOTAL	44/20	65	57	122	2.0-5	1.0-4	0	0-0	0-0	0	11

GAME-BY-GAME STATS

	GP/GS	UA	A	TOT	TFL-YDS	SCK-YDS	FF	FR-YDS	INT-YDS	QBH	BRUP
Cincinnati	1/1	3	4	7	1.0-1	0.0-0	0	0-0	0-0	0	0
South Carolina	1/1	2	3	5	0.0-0	0.0-0	0	0-0	0-0	0	0
Missouri State	1/1	9	1	10	0.0-0	0.0-0	0	0-0	0-0	0	1
Texas A&M	1/1	1	2	3	0.0-0	0.0-0	0	0-0	0-0	0	0
Alabama	1/1	3	6	9	0.0-0	0.0-0	0	0-0	0-0	0	0
at Miss. State	1/1	3	2	5	0.0-0	0.0-0	0	0-0	0-0	0	1
at BYU	1/1	1	1	2	0.0-0	0.0-0	0	0-0	0-0	0	1
at Auburn	1/1	4	0	4	0.0-0	0.0-0	0	0-0	0-0	0	1
Liberty	1/1	2	5	7	0.0-0	0.0-0	0	0-0	0-0	0	0
LSU	1/1	2	1	3	0.0-0	0.0-0	0	0-0	0-0	0	0
Ole Miss	1/1	2	3	5	0.0-0	0.0-0	0	0-0	0-0	0	1
at Missouri											

SEASON HIGHS

Tackles.....	10 vs. Missouri State (9/17/22)
Tackles For Loss.....	1.0 vs. Cincinnati (9/3/22)
Double-Digit Tackle Games.....	1 vs. Missouri State (9/17/22)
Sacks.....	
QB Hurries.....	
Pass Breakups.....	1, 4x, last at Auburn (10/29/22)
Forced Fumbles.....	
Fumble Recoveries.....	
Interceptions.....	

CAREER HIGHS

Tackles.....	10 vs. Missouri State (9/17/22)
Double Figure Tackle Games.....	1 vs. Missouri State (9/17/22)
Tackles For Loss.....	1.0, 2x, last vs. Cincinnati (9/3/22)
Sacks.....	1.0 vs. Alabama (11/20/21)
QB Hurries.....	
Pass Breakups.....	1, 10x, last at Auburn (10/29/22)
Forced Fumbles.....	
Fumble Recoveries.....	
Interceptions.....	



HUDSON CLARK

17

Defensive Back | 6-2 | 182 | R-Junior
Dallas, Texas | Highland Park HS

QUICK HITS

- Named SEC Co-Defensive Player of the Week and Jim Thorpe Defensive Player of the Week after recording a team and career high 11 tackles (4 solo) with one interception and one fumble recovery in win at BYU on Oct. 15.
- Turned in a career high 3 pass breakups vs. Mississippi State on Oct. 8. Also finished with a season high eight tackles against the Bulldogs.
- Played in 12 games with four starts in 2021, finishing with 22 tackles, one tackle for loss and one pass breakup.
- Played in 12 games with four starts in 2021, finishing with 22 tackles, one tackle for loss and one pass breakup.
- Recorded nine games with at least one tackle as a redshirt sophomore.
- Played in 12 games with four starts in 2021, finishing with 22 tackles, one tackle for loss and one pass breakup.
- Played in eight games and made seven starts at cornerback as a walk-on in 2020.
- Was the team's fifth-leading tackler as a freshman with 47 stops (32 solo).
- Turned in a career performance against Ole Miss (10/17/20), registering five tackles and three interceptions in the win. He tied the school record for second-most picks in a single-game and tied for third in the SEC record book. First freshman in Arkansas history to intercept three passes in the same game and first SEC freshman since Mississippi State's Darren Williams did in 2003 against Troy.

CAREER STATS

	GP/GS	UA	A	TOT	TFL-YDS	SCK-YDS	FF	FR-YDS	INT-YDS	QBH	BRUP
2020	8/7	32	15	47	1.0-1	0.0-0	0	0-0	3-18	0	6
2021	12/4	9	13	22	1.0-4	0.0-0	0	0-0	0-0	0	1
2022	11/8	25	31	56	2.0-5	0.0-0	2	2-5	1-0	0	11
Total	31/19	66	59	125	4.0-10	0.0-0	2	2-5	4-18	0	18

GAME-BY-GAME STATS

	GP/GS	UA	A	TOT	TFL-YDS	SCK-YDS	FF	FR-YDS	INT-YDS	QBH	BRUP
Cincinnati	1/1	2	1	3	0.0-0	0.0-0	1	0-0	0-0	0	1
South Carolina	1/1	2	1	3	0.0-0	0.0-0	0	1-5	0-0	0	1
Missouri State	1/0	0	0	0	0.0-0	0.0-0	0	0-0	0-0	0	1
Texas A&M	1/0	1	0	1	0.0-0	0.0-0	0	0-0	0-0	0	1
Alabama	1/0	1	1	2	1.0-3	0.0-0	1	0-0	0-0	0	0
at Miss. State	1/1	2	6	8	0.0-0	0.0-0	0	0-0	0-0	0	3
at BYU	1/1	4	7	11	0.0-0	0.0-0	0	1-0	1-0	0	0
at Auburn	1/1	4	0	4	1.0-2	0.0-0	0	0-0	0-0	0	1
Liberty	1/1	3	4	7	0.0-0	0.0-0	0	0-0	0-0	0	0
LSU	1/1	3	6	9	0.0-0	0.0-0	0	0-0	0-0	0	2
Ole Miss	1/1	3	5	8	0.0-0	0.0-0	0	0-0	0-0	0	0
at Missouri											

SEASON HIGHS

Tackles.....	11 at BYU (10/15/22)
Tackles For Loss.....	1.0, 2x, last at Auburn (10/29/22)
Sacks.....	
QB Hurries.....	
Pass Breakups.....	3 vs. Mississippi State (10/8/22)
Forced Fumbles.....	1, 2x, last vs. Alabama (10/1/22)
Fumble Recoveries.....	1, 2x, last at BYU (10/15/22)
Interceptions.....	1 at BYU (10/15/22)

CAREER HIGHS

Tackles.....	11 at BYU (10/15/22)
Double Figure Tackle Games.....	1, 2x, last at BYU (10/15/22)
Tackles For Loss.....	1.0 (4x) last at Auburn (10/29/22)
Sacks.....	
QB Hurries.....	1, 2x, last vs. South Carolina (9/10/22)
Pass Breakups.....	3 at Mississippi State (10/8/22)
Forced Fumbles.....	1, 2x, last vs. Alabama (10/1/22)
Fumble Recoveries.....	1, 2x, last at BYU (10/15/22)
Interceptions.....	3 vs. Ole Miss (10/17/22)

GAME 12: MISSOURI



CHRIS PAUL JR.

27

Linebacker | 6-1 | 230 | R-Freshman
Cordele, Ga. | Crisp County HS

QUICK HITS

- Had a career performance in win over South Carolina, carding five solo stops, two tackles for loss, one sack and one forced fumble versus the Gamecocks.
- Registered back-to-back games with at least one tackle for loss.
- Made a career high seven tackles (five solo), including a TFL, in win over Ole Miss on Nov. 19.
- Recorded a career high two sacks against LSU on Nov. 12. Also tied a career high in tackles for loss with two against the Tigers.
- Registered back-to-back games with a tackle for loss vs. BYU and Auburn.
- Notched a career high five stops four different times in 2022 (Cincinnati, South Carolina, Mississippi State and Auburn).
- Redshirted during his first season after appearing in four games, seeing action against Georgia Southern (9/18/21), Missouri (11/26/21) and Penn State (1/1/22) in the Outback Bowl win. Made first collegiate debut against Georgia Southern and credited with first career tackle for loss against UAPB.

CAREER STATS

	GP/GS	UA	A	TOT	TFL-YDS	SCK-YDS	FF	FR-YDS	INT-YDS	QBH	BRUP
2021	4/0	1	0	1	0.5	0-0	0	0-0	0-0	0	0
2022	11/0	26	15	41	7-37	4-31	1	0-0	0-0	0	0
TOTAL	15/0	26	16	42	7.5-42	4-31	1	0-0	0-0	0	0

GAME-BY-GAME STATS

	GP/GS	UA	A	TOT	TFL-YDS	SCK-YDS	FF	FR-YDS	INT-YDS	QBH	BRUP
Cincinnati	1/0	1	4	5	0-0	0-0	0	0-0	0-0	0	0
South Carolina	1/0	5	0	5	2.0-12	1.0-8	1	0-0	0-0	0	0
Missouri State	1/0	1	1	2	0-0	0-0	0	0-0	0-0	0	0
Texas A&M	1/0	0	1	1	0-0	0-0	0	0-0	0-0	0	0
Alabama	1/0	0	2	2	0-0	0-0	0	0-0	0-0	0	0
at Miss. State	1/0	3	2	5	0.0-0	0.0-0	0	0-0	0-0	0	0
at BYU	1/0	2	1	3	1.0-1	0.0-0	0	0-0	0-0	0	0
at Auburn	1/0	4	1	5	1.0-7	1.0-7	0	0-0	0-0	0	0
Liberty	1/0	2	0	2	0-0	0-0	0	0-0	0-0	0	0
LSU	1/0	3	1	4	2.0-16	2.0-16	0	0-0	0-0	0	0
Ole Miss	1/0	5	2	7	1.0-1	0.0-0	0	0-0	0-0	0	0
at Missouri											

SEASON HIGHS

Tackles7 vs. Ole Miss (11/19/22)
Tackles For Loss2.0, 2x, last vs. LSU (11/12/22)
Double-Digit Tackle Games
Sacks2 vs. LSU (11/12/22)
Interceptions
Interception Return Yards
QB Hurries
Pass Breakups
Forced Fumbles1 vs. South Carolina (9/10/22)
Fumble Recoveries

CAREER HIGHS

Tackles7 vs. Ole Miss (11/19/22)
Tackles For Loss2.0, 2x, last vs. LSU (11/12/22)
Double-Digit Tackle Games
Sacks2.0 vs. LSU (11/12/22)
QB Hurries
Interceptions
Interception Return Yards
Pass Breakups
Forced Fumbles1 vs. South Carolina (9/10/22)
Fumble Recoveries



ISAIAH NICHOLS

33

Defensive Line | 6-3 | 315 | R-Senior
Springdale, Ark. | Springdale HS

QUICK HITS

- Turned in a season best performance in win over Ole Miss on Nov. 19, making three stops and recording a tackle for a loss of four yards.
- Appeared in 13 games with four starts in 2021, finishing with 21 tackles (five solo), 3.5 tackles for loss, 1.5 sacks and one forced fumble.
- Coming off a season-best performance against Penn State in the Outback Bowl with four stops.
- Tallied a career-high six stops in 2020 season finale against Alabama (12/12/20).

CAREER STATS

	GP/GS	UA	A	TOT	TFL-YDS	SCK-YDS	FF	FR-YDS	INT-YDS	QBH	BRUP
2018	3/0	1	0	1	0.0-0	0.0-0	0	0-0	0-0	0	0
2019	12/0	7	10	17	1.0-3	0.5-1	0	0-0	0-0	0	0
2020	9/7	6	18	24	0.5-1	0.5-1	0	0-0	0-0	0	1
2021	13/4	5	17	22	3.5-12	1.5-10	1	0-0	0-0	0	0
2022	11/11	8	7	15	1.0-4	0.0-0	0	0-0	0-0	2	1
TOTAL	48/22	27	52	79	6.0-20	2.5-12	1	0-0	0-0	2	2

GAME-BY-GAME STATS

	GP/GS	UA	A	TOT	TFL-YDS	SCK-YDS	FF	FR-YDS	INT-YDS	QBH	BRUP
Cincinnati	1/1	0	0	0	0-0	0.0-0	0	0-0	0-0	0	0
South Carolina	1/1	3	0	3	0-0	0.0-0	0	0-0	0-0	0	0
Missouri State	1/1	1	1	2	0-0	0.0-0	0	0-0	0-0	0	0
Texas A&M	1/1	0	2	2	0-0	0.0-0	0	0-0	0-0	0	0
Alabama	1/1	0	0	0	0-0	0.0-0	0	0-0	0-0	0	0
at Miss. State	1/1	1	0	1	0-0	0.0-0	0	0-0	0-0	0	1
at BYU	1/1	0	1	1	0-0	0.0-0	0	0-0	0-0	0	0
at Auburn	1/1	1	0	1	0-0	0.0-0	0	0-0	0-0	0	0
Liberty	1/1	0	1	1	0-0	0.0-0	0	0-0	0-0	0	0
LSU	1/1	0	1	1	0-0	0.0-0	0	0-0	0-0	0	0
Ole Miss	1/1	2	1	3	1-4	0.0-0	0	0-0	0-0	0	0
at Missouri											

SEASON HIGHS

Tackles3. 2x, last vs. Ole Miss (11/19/22)
Tackles For Loss1.0 vs. Ole Miss (11/19/22)
Sacks
QB Hurries2 vs. Ole Miss (11/19/22)
Pass Breakups1 vs. Mississippi State (10/8/22)
Forced Fumbles
Fumble Recoveries
Interceptions

CAREER HIGHS

Tackles6 vs. Alabama (12/12/20)
Double Figure Tackle Games
Tackles For Loss1.0 vs. Ole Miss (11/19/22)
Sacks1.0 vs. Alabama (11/20/21)
QB Hurries2 vs. Ole Miss (11/19/22)
Pass Breakups1, 2x, last vs. Mississippi State (10/8/22)
Forced Fumbles1 vs. Rice (9/4/21)
Fumble Recoveries
Interceptions

GAME 12: MISSOURI



DREW SANDERS

42

Linebacker | 6-5 | 233 | Junior
Denton, Texas | Ryan HS / Alabama

QUICK HITS

- Leads the SEC in sacks (8.5). His 8.5 sacks are the most by a Hog since Deatrich Wise Jr. had 8 in 2015.
- Registered a team-high six games this season with 10+ tackles.
- Second FBS defender since 2000 (Buffalo LB Khalil Mack) with 95 total tackles, 12.0 tackles for loss, eight sacks, three forced fumbles, a fumble recovery and an interception in a season.
- Carded a career high 16 tackles against Mississippi State on Oct. 8.
- Named Walter Camp Defensive Player of the Week following his performance vs. South Carolina, totaling career highs in tackles (11), TFL (3.0-12), sacks (2.0) and forced fumbles (2).
- His 3.0 TFL vs. South Carolina were the most in a game by a Hog defender since B. Pool finished with 3.0 against Texas A&M in 2020.
- Played in 12 games with three starts at Alabama in 2021, totaling 24 tackles, including 2.5 for loss and one sack, to go along with four quarterback hurries and a pair of pass breakups.
- Tallied a career high six tackles at Miami (9/4/21).
- Recorded two stops, including half a tackle for loss, against Georgia (12/4/21) in the SEC Championship.
- Tabbed a composite five-star recruit by 247Sports.
- Rated as the No. 1 player in Texas by 247, the top-ranked athlete nationally and the No. 13 player nationally in the final Top 247.

CAREER STATS

	GP/GS	UA	A	TOT	TFL-YDS	SCK-YDS	FF	FR-YDS	INT-YDS	QBH	BRUP
2020*	12/0	4	5	9	0.0-0	0-0	0	0-0	0-0	0	0
2021*	12/3	12	12	24	2.5-13	1-7	0	0-0	0-0	4	2
2022	11/11	37	59	96	12.5-48	8.5-44	3	1-0	1-13	6	4
TOTAL	35/14	53	76	129	15-61	9.5-51	3	1-0	1-13	10	6

*at Alabama

GAME-BY-GAME STATS

	GP/GS	UA	A	TOT	TFL-YDS	SCK-YDS	FF	FR-YDS	INT-YDS	QBH	BRUP
Cincinnati	1/1	3	2	5	1.0-6	1.0-6	0	0-0	0-0	0	0
South Carolina	1/1	8	3	11	3.0-14	2.0-12	2	0-0	0-0	1	1
Missouri State	1/1	5	7	12	2.5-13	2.5-13	0	0-0	0-0	0	1
Texas A&M	1/1	0	4	4	0.5-4	0.5-4	0	0-0	0-0	1	0
Alabama	1/1	6	6	12	1.0-4	1.0-4	0	0-0	0-0	1	0
at Miss. State	1/1	13	3	16	0.0-0	0.0-0	0	0-0	0-0	1	1
at BYU	1/1	1	3	4	0.0-0	0.0-0	1	0-0	0-0	2	0
at Auburn	1/1	2	0	2	0.0-0	0.0-0	0	0-0	0-0	0	0
Liberty	1/1	3	6	9	3.5-5	1.0-1	0	0-0	0-0	0	0
LSU	1/1	2	10	12	1.0-2	1.0-1	0	0-0	0-0	0	0
Ole Miss	1/1	4	6	10	0.5-0	0.0-0	0	1-0	1-13	0	1
at Missouri											

SEASON HIGHS

Tackles	16 vs. Mississippi State (10/8/22)
Tackles For Loss	3.5 vs. Liberty (11/5/22)
Double-Digit Tackle Games	6, last vs. Ole Miss (11/19/22)
Sacks	2.5 vs. Missouri State (9/17/22)
Interceptions	1 vs. Ole Miss (11/19/22)
Interception Return Yards	13 vs. Ole Miss (11/19/22)
QB Hurries	2 at BYU (10/15/22)
Pass Breakups	1, 4x, last vs. Ole Miss (11/19/22)
Forced Fumbles	2 vs. South Carolina (9/10/22)
Fumble Recoveries	1 vs. Ole Miss (11/19/22)

CAREER HIGHS

Tackles	16 vs. Mississippi State (10/8/22)
Tackles For Loss	3.5 vs. Liberty (11/5/22)
Double-Digit Tackle Games	6, last vs. Ole Miss (11/19/22)
Sacks	2.5 vs. Missouri State (9/17/22)
QB Hurries	2, 2x, last at BYU (10/15/22)
Interceptions	1 vs. Ole Miss (11/19/22)
Interception Return Yards	13 vs. Ole Miss (11/19/22)
Pass Breakups	2 vs. Mercer (9/11/21)(*at Alabama)
Forced Fumbles	2 vs. South Carolina (9/10/22)
Fumble Recoveries	1 vs. Ole Miss (11/19/22)



ZACH WILLIAMS

56

Defensive Line | 6-4 | 261 | Senior
Little Rock, Ark. | Joe T. Robinson HS

QUICK HITS

- Recorded at least 0.5 TFL in last three games and at least 0.5 sacks in the last two outings.
- Tied season high in tackles with five, including a tackle for loss and sack, in win over Ole Miss on Nov. 19.
- Made a season high five tackles, including 1.5 tackles for loss, in win over UAPB (10/23/21).
- Totaled 17 of his 22 tackles in 2020 over the season's first three weeks.
- Four-star prospect rated the No. 15 weakside defensive end in the country by 247Sports.
- Son of former Arkansas linebacker Rickey Williams (1984-87).

CAREER STATS

	GP/GS	UA	A	TOT	TFL-YDS	SCK-YDS	FF	FR-YDS	INT-YDS	QBH	BRUP
2019	9/0	6	6	12	0.0-0	0.0-0	0	0-0	0-0	0	0
2020	9/4	9	13	22	1.5-9	1.0-8	0	0-0	0-0	1	0
2021	13/0	7	16	23	5.5-18	2.5-13	1	0-0	0-0	1	0
2022	11/6	10	21	31	6.5-35	4.5-32	0	0-0	0-0	6	0
TOTAL	42/10	32	56	88	13.5-62	8-53	1	0-0	0-0	8	0

GAME-BY-GAME STATS

	GP/GS	UA	A	TOT	TFL-YDS	SCK-YDS	FF	FR-YDS	INT-YDS	QBH	BRUP
Cincinnati	1/1	1	1	2	1.5-8	0.5-6	0	0-0	0-0	0	0
South Carolina	1/1	0	1	1	0.0-0	0.0-0	0	0-0	0-0	1	0
Missouri State	1/1	2	3	5	2.0-15	2.0-15	0	0-0	0-0	1	0
Texas A&M	1/1	0	1	1	0.5-4	0.5-4	0	0-0	0-0	1	0
Alabama	1/1	1	3	4	0.0-0	0.0-0	0	0-0	0-0	1	0
at Miss. State	1/1	0	3	3	0.0-0	0.0-0	0	0-0	0-0	0	0
at BYU	1/0	1	2	3	0.0-0	0.0-0	0	0-0	0-0	0	0
at Auburn	1/0	0	1	1	0.0-0	0.0-0	0	0-0	0-0	0	0
Liberty	1/0	1	2	3	1.0-1	0.0-0	0	0-0	0-0	1	0
LSU	1/0	1	2	3	0.5-6	0.5-6	0	0-0	0-0	0	0
Ole Miss	1/0	3	2	5	1.0-1	1.0-1	0	0-0	0-0	1	0
at Missouri											

SEASON HIGHS

Tackles	5, 2x, last vs. Ole Miss (11/19/22)
Tackles For Loss	2.0 vs. Missouri State (9/17/22)
Sacks	2.0 vs. Missouri State (9/17/22)
Interceptions	
Interception Return Yards	
QB Hurries	1, 6x, last vs. Ole Miss (11/19/22)
Pass Breakups	
Forced Fumbles	

CAREER HIGHS

Tackles	6 vs. Alabama (12/12/20)
Tackles For Loss	2.0 vs. Missouri State (9/17/22)
Sacks	2.0 vs. Missouri State (9/17/22)
Interceptions	
Interception Return Yards	
QB Hurries	1, 8x, last vs. Ole Miss (11/19/22)
Pass Breakups	
Forced Fumbles	1 vs. Texas (9/11/21)

GAME 1 ||| CINCINNATI

#23/22 Cincinnati (0-1) 24
 #19/23 Arkansas (1-0) 31

September 3, 2022 | Fayetteville, Ark.
 Donald W. Reynolds Razorback Stadium | Time: 2:30 p.m. | Attendance: 74,751
 TV: ESPN > Dave Flemming (PBP), Rod Gilmore (Analyst) & Tiffany Blackmon (Sideline)

SCORING SUMMARY

	1st	2nd	3rd	4th	Final
Cincinnati	0	0	17	7	24
Arkansas	7	7	10	7	31

QTR. TEAM SCORING PLAY

1st	ARK	Jefferson 15-yd rush (Little kick), 3-29 0:55
2nd	ARK	Knox 5-yd pass from Jefferson (Little kick) 7-70 0:57
3rd	CIN	Kiner 5-yd rush (Coe kick), 12-75 4:01
	ARK	Haselwood 19-yd pass from Jefferson (Little kick), 8-75 2:59
	CIN	Mardner 35-yd pass from Bryant (Coe kick), 3-71 1:02
	CIN	Coe 26-yd FG, 4-(-5) 1:54
	ARK	Little 32-yd FG, 11-61 3:16
4th	ARK	Knox 32-yd pass from Jefferson (Little kick), 2:49 0:26
	CIN	Taylor 15-yd pass from Bryant (Coe kick), 9-75 3:37

TEAM STATISTICS

	CINCINNATI	ARKANSAS
FIRST DOWNS	24	23
RUSHES-YARDS (NET)	113	224
PASSING YDS (NET)	325	223
Passes Att-Comp-Int	26-43-1	18-26-0
TOTAL OFFENSE PLAYS-YARDS	74-438	71-447
Fumble Returns-Yards	0-0	1-2
Punt Returns-Yards	2-37	1-16
Kickoff Returns-Yards	1-29	1-16
Interception Returns-Yards	0-0	1-51
Punts (Number-Avg)	4-46.2	6-38.5
Fumbles-Lost	2-1	3-1
Penalties-Yards	10-65	7-63
Possession Time	31:24	28:36
Third-Down Conversions	8-16	8-16
Fourth-Down Conversions	1-1	0-0
Red-Zone Scores-Chances	3-4	4-4
Sacks By: Number-Yards	2-19	3-28



TE TREY KNOX caught a team-best six passes for 75 yards to go along with a career-high two touchdowns in the season-opening win over No. 23 Cincinnati.

CINCINNATI

RUSHING	Att.	Gain	Lost	Net	TD	Long	Avg.
Corey Kiner	12	60	1	59	1	12	4.9
Charles McClelland	5	46	2	44	0	35	8.8
Evan Prater	1	8	0	8	0	8	8.0
Tre Tucker	1	8	0	8	0	8	8.0
Ryan Montgomery	4	9	2	7	0	5	1.8
Myles Montgomery	3	4	0	4	0	2	1.3
Ben Bryant	5	11	28	-17	0	6	-3.4
Totals:	31	146	33	113	1	35	3.6

PASSING	Comp.	Att.	Int	Yds	TDs	Long	Sack
Ben Bryant	26	43	1	325	2	35	3

RECEIVING	No.	Yds	YAC	TD	Long
Tyler Scott	5	77	18	0	30
Josh Whyte	5	38	18	0	17
Tre Tucker	4	66	45	0	25
Charles McClelland	4	42	25	0	30
Leonard Taylor	3	20	1	1	15
Will Pauling	3	19	11	0	12
Nick Mardner	1	35	0	1	35
Jadon Thompson	1	28	19	0	28
Totals:	26	325	137	2	35

PUNTING	No.	Yds	Avg.	Long	I20	TB
Mason Fletcher	4	185	46.2	54	2	0

FIELD GOALS	Made	Att.	Long	Kicks
Ryan Coe	1	3	26	25x, 48x, 26

ARKANSAS

RUSHING	Att.	Gain	Lost	Net	TD	Long	Avg.
Raheim Sanders	20	122	5	117	0	37	5.8
KJ Jefferson	18	87	25	62	1	16	3.4
AJ Green	3	18	0	18	0	6	6.0
Rashod Dubinion	2	16	0	16	0	13	8.0
Malik Hornsby	1	13	0	13	0	13	13.0
Jadon Haselwood	1	0	2	-2	0	0	-2.0
Totals:	45	256	32	224	1	37	5.0

PASSING	Comp.	Att.	Int	Yds	TDs	Long	Sack
KJ Jefferson	18	26	0	223	3	32	2

RECEIVING	No.	Yds	YAC	TD	Long
Trey Knox	6	75	46	2	32
Matt Landers	3	43	19	0	20
Jadon Haselwood	3	42	26	1	19
Raheim Sanders	3	12	18	0	10
Warren Thompson	2	22	7	0	12
Rashod Dubinion	1	29	33	0	29
Totals:	18	223	149	3	32

PUNTING	No.	Yds	Avg.	Long	I20	TB
Max Fletcher	6	231	38.5	50	1	1

FIELD GOALS	Made	Att.	Long	Kicks
Cam Little	1	1	32	32

GAME 2 || SOUTH CAROLINA

South Carolina (1-1, 0-1)..... 30
 #16/17 Arkansas (2-0, 1-0)..... 44

September 10, 2022 | Fayetteville, Ark.
 Donald W. Reynolds Razorback Stadium | Time: 11 a.m. | Attendance: 72,437
 TV: ESPN > Bob Wischusen (PBP), Dan Orlovsky (Analyst) & Kris Budden (Sideline)

SCORING SUMMARY

	1st	2nd	3rd	4th	Final
South Carolina	3	6	7	14	30
Arkansas	7	14	0	23	44

QTR. TEAM SCORING PLAY

1st	ARK	Sanders 1-yd rush (Little kick), 13-63 5:38
	SC	Jeter 28-yd FG, 6-65 3:10
2nd	ARK	Sanders 11-yd rush (Little kick), 12-75 4:04
	ARK	Dubinion 1-yd rush (Little kick), 12-61 4:53
	SC	Lloyd 7-yd rush (Jeter kick missed), 11-70 5:12
3rd	SC	Wells 62-yd pass from Rattler (Jeter kick), 8-88 2:55
4th	ARK	Jefferson 2-yd pass from Jefferson (Little kick), 5-41 1:57
	SC	McDowell 1-yd rush (Brown pass from Rattler), 3-76 1:14
	ARK	Green 1-yd rush (Little kick), 2-9 0:18
	SC	Bell 1-yd rush (Brooks pass from Rattler failed), 10-75 2:39
	ARK	Safety

TEAM STATISTICS

	SOUTH CAROLINA	ARKANSAS
FIRST DOWNS.....	22	28
RUSHES-YARDS (NET).....	40	295
PASSING YDS (NET).....	376	162
Passes Att-Comp-Int.....	24-39-1	18-21-0
TOTAL OFFENSE PLAYS-YARDS.....	68-416	86-457
Fumble Returns-Yards.....	0-0	1-(-5)
Punt Returns-Yards.....	0-0	1-13
Kickoff Returns-Yards.....	2-55	1-34
Interception Returns-Yards.....	0-0	1-0
Punts (Number-Avg).....	3-34.7	3-35.7
Fumbles-Lost.....	5-2	0-0
Penalties-Yards.....	5-41	10-122
Possession Time.....	25:22	34:38
Third-Down Conversions.....	3-10	9-16
Fourth-Down Conversions.....	1-2	2-3
Red-Zone Scores-Chances.....	4-5	5-6
Sacks By: Number-Yards.....	2-12	6-51



LB DREW SANDERS was all over the field in the win over South Carolina, making a career-high 11 tackles with two forced fumbles and 3.0 tackles for loss, including 2.0 sacks.

SOUTH CAROLINA

RUSHING	Att.	Gain	Lost	Net	TD	Long	Avg.
Juju McDowell	6	35	0	35	1	14	5.8
MarShawn Lloyd	7	23	0	23	1	7	3.3
Jaheim Bell	4	7	2	5	1	6	1.2
Spencer Rattler	12	28	51	-23	0	8	-1.9
Totals:	29	93	53	40	3	14	1.4

PASSING	Comp.	Att.	Int	Yds	TDs	Long	Sack
Spencer Rattler	24	39	1	376	1	64	6

RECEIVING	No.	Yds	YAC	TD	Long
Antwane Wells Jr.	8	189	103	1	64
MarShawn Lloyd	6	72	73	0	43
Austin Stogner	5	68	27	0	38
Jalen Brooks	2	29	22	0	18
Juju McDowell	2	0	0	0	5
Ahmarean Brown	1	18	0	0	18
Totals:	24	376	225	1	64

PUNTING	No.	Yds	Avg.	Long	I20	TB
Kai Kroeger	3	104	34.7	44	0	0

FIELD GOALS	Made	Att.	Long	Kicks
Mitch Jeter	1	1	28	28

ARKANSAS

RUSHING	Att.	Gain	Lost	Net	TD	Long	Avg.
Raheim Sanders	24	160	4	156	2	47	6.5
KJ Jefferson	19	79	12	67	1	11	3.5
AJ Green	9	43	0	43	1	14	4.8
Rashod Dubinion	8	15	0	15	1	4	1.9
Malik Hornsby	1	8	0	8	0	8	8.0
Matt Landers	1	6	0	6	0	6	6.0
Jadon Haselwood	2	5	0	5	0	3	2.5
TEAM	1	0	5	-5	0	0	-5.0
Totals:	65	316	21	295	5	47	4.5

PASSING	Comp.	Att.	Int	Yds	TDs	Long	Sack
KJ Jefferson	18	21	0	162	1	23	2

RECEIVING	No.	Yds	YAC	TD	Long
Jadon Haselwood	5	30	25	0	9
Matt Landers	4	45	5	0	16
Warren Thompson	3	36	4	1	23
Raheim Sanders	3	30	40	0	17
Malik Hornsby	1	9	13	0	9
Ketron Jackson Jr.	1	7	1	0	7
Trey Knox	1	5	7	0	5
Totals:	18	162	95	1	23

PUNTING	No.	Yds	Avg.	Long	I20	TB
Max Fletcher	3	107	35.7	40	2	0

FIELD GOALS	Made	Att.	Long	Kicks
Cam Little	0	1	50	50x

GAME 3 || MISSOURI STATE

Missouri State (2-1) 27
 #10/11 Arkansas (3-0, 1-0) 38

September 17, 2022 | Fayetteville, Ark.
 Donald W. Reynolds Razorback Stadium | Time: 6 p.m. | Attendance: 74,133
 TV: ESPN+ > Jay Alter (PBP), Brian Kinchen (Analyst) & Tera Talmadge (Sideline)

SCORING SUMMARY

	1st	2nd	3rd	4th	Final
Missouri State	7	10	7	3	27
Arkansas	0	14	3	21	38

QTR. TEAM SCORING PLAY

1st	MoSt	Wright 1-yd rush (Pizano kick), 12-64 4:30
2nd	MoSt	Pizano 28-yd FG, 7-69 2:11
	MoSt	Shelley 24-yd rush (Pizano kick), 4-45 1:32
	ARK	R. Sanders 3-yd rush (Little kick), 8-75 2:11
	ARK	Haselwood 38-yd pass from Jefferson (Little kick), 2-85 0:16
3rd	ARK	Little 27-yd FG, 14-84 4:28
	MoSt	Scott 47-yd pass from Shelley (Pizano kick), 5-75 2:08
4th	MoSt	Pizano 31-yd FG, 10-71 4:58
	ARK	R. Sanders 73-yd pass from Jefferson (Little kick), 2-75 0:26
	ARK	Stephens 82-yd punt return
	ARK	Jefferson 1-yd rush, 9-80 5:11

TEAM STATISTICS

	MISSOURI STATE	ARKANSAS
FIRST DOWNS	21	22
RUSHES-YARDS (NET)	52	212
PASSING YDS (NET)	357	385
Passes Att-Comp-Int.	24-43-0	19-31-0
TOTAL OFFENSE PLAYS-YARDS	75-409	67-597
Fumble Returns-Yards	0-0	0-0
Punt Returns-Yards	1-18	3-105
Kickoff Returns-Yards	0-0	1-34
Interception Returns-Yards	1-1	0-0
Punts (Number-Avg)	8-47.5	3-37.7
Fumbles-Lost	0-0	2-2
Penalties-Yards	8-63	6-58
Possession Time	35:51	24:09
Third-Down Conversions	7-18	5-13
Fourth-Down Conversions	1-1	1-2
Red-Zone Scores-Chances	3-3	3-4
Sacks By: Number-Yards	0-0	8-48



RB RAHEIM SANDERS put on a show in the comeback win over Missouri State, rushing for 167 yards and a score to go with 79 receiving yards and a TD.

MISSOURI STATE

RUSHING	Att.	Gain	Lost	Net	TD	Long	Avg.
Jacardia Wright	14	37	0	37	1	9	2.6
Jason Shelley	17	62	48	14	1	24	0.8
Celdon Manning	1	1	0	1	0	1	1.0
Totals:	32	100	48	52	2	24	1.6

PASSING	Comp.	Att.	Int	Yds	TDs	Long	Sack
Jason Shelley	24	43	0	357	1	47	8

RECEIVING	No.	Yds	YAC	TD	Long
Kevon Latulas	5	71	68	0	38
Jahod Booker	5	57	37	0	19
Jacardia Wright	4	37	41	0	19
Naveon Mitchell	3	66	45	0	45
Ty Scott	3	65	31	1	47
Lance Mason	2	33	29	0	20
Jordan Jones	1	19	3	0	19
Celdon Manning	1	9	14	0	9
D'Vontae Key	0	0	0	0	0
Totals:	24	357	268	1	47

PUNTING	No.	Yds	Avg.	Long	I20	TB
Grant Burkett	8	380	47.5	64	3	1

FIELD GOALS	Made	Att.	Long	Kicks
Jose Pizano	2	2	31	28,31

ARKANSAS

RUSHING	Att.	Gain	Lost	Net	TD	Long	Avg.
Raheim Sanders	22	171	4	167	1	43	7.6
KJ Jefferson	9	41	1	40	1	14	4.4
Rashod Dubinion	2	6	0	6	0	5	3.0
AJ Green	2	2	0	2	0	1	1.0
TEAM	1	0	3	-3	0	0	-3.0
Totals:	36	220	8	212	2	43	5.9

PASSING	Comp.	Att.	Int	Yds	TDs	Long	Sack
KJ Jefferson	19	31	1	385	2	73	0

RECEIVING	No.	Yds	YAC	TD	Long
Matt Landers	7	123	48	0	47
Jadon Haselwood	5	86	45	1	38
Trey Knox	3	30	9	0	21
Raheim Sanders	2	75	79	1	73
Ketron Jackson Jr.	1	64	25	0	64
Warren Thompson	1	7	0	0	7
Totals:	19	385	206	2	73

PUNTING	No.	Yds	Avg.	Long	I20	TB
Max Fletcher	3	113	37.7	47	1	0

FIELD GOALS	Made	Att.	Long	Kicks
Cam Little	1	1	27	27

GAME 4 ||| vs. TEXAS A&M

#10/10 Arkansas (3-1, 1-1) 21
#23/20 Texas A&M (3-1, 1-0) 23

September 24, 2022 | Arlington, Texas
AT&T Stadium | Time: 6 p.m. | Attendance: 63,580
TV: ESPN > Joe Tessitore (PBP), Greg McElroy (Analyst) & Katie George (Sideline)

SCORING SUMMARY

	1st	2nd	3rd	4th	Final
Arkansas	14	0	0	7	21
Texas A&M	0	13	10	0	23

QTR. TEAM SCORING PLAY

1st	ARK	K. Jackson 32-yd pass from Jefferson (Little kick), 5-69 1:43
	ARK	Thompson 56-yd pass from Jefferson (Little kick), 7-78 2:07
2nd	TAMU	Stewart 10-yd pass from Johnson (Bond kick), 6-93, 3:23
	TAMU	Richardson 82-yd fumble return (Bond pass to Constantinou failed)
3rd	TAMU	Achane 9-yd rush (Bond kick), 6-70 3:19
	TAMU	Bond 31-yd FG, 12-47 6:09
4th	ARK	Jefferson 6-yd rush (Little kick), 13-74 4:49

TEAM STATISTICS

	ARKANSAS	TEXAS A&M
FIRST DOWNS	24	16
RUSHES-YARDS (NET)	54-244	34-192
PASSING YDS (NET)	171	151
Passes Att-Comp-Int.	12-19-0	11-21-0
TOTAL OFFENSE PLAYS-YARDS	73-415	55-343
Fumble Returns-Yards	0-0	1-97
Punt Returns-Yards	2-(-1)	0-0
Kickoff Returns-Yards	0-0	0-0
Interception Returns-Yards	0-0	0-0
Punts (Number-Avg)	6-36.3	5-43.6
Fumbles-Lost	5-1	3-0
Penalties-Yards	3-30	9-65
Possession Time	30:34	29:26
Third-Down Conversions	6-15	4-12
Fourth-Down Conversions	2-2	0-0
Red-Zone Scores-Chances	1-3	3-3
Sacks By: Number-Yards	3-21	2-12



LB BUMPER POOL moved into second all-time in tackles at Arkansas with seven stops against the Aggies, pushing his career total to 385 passing Ken Hamlin and Jerry Franklin.

ARKANSAS

RUSHING	Att.	Gain	Lost	Net	TD	Long	Avg.
KJ Jefferson	18	112	7	105	1	26	5.8
Raheim Sanders	17	70	2	68	0	12	4.0
AJ Green	9	40	4	36	0	9	4.0
Dominique Johnson	5	32	0	32	0	12	6.4
Rashod Dubinion	2	17	0	17	0	14	8.5
Malik Hornsby	1	0	0	0	0	0	0.0
Jadon Haselwood	1	0	5	-5	0	0	-5.0
TEAM	1	0	9	-9	0	0	-9.0
Totals:	54	271	27	244	1	26	4.5

PASSING	Comp.	Att.	Int	Yds	TDs	Long	Sack
KJ Jefferson	12	19	0	171	2	56	1

RECEIVING	No.	Yds	YAC	TD	Long
Jadon Haselwood	5	56	21	0	16
Warren Thompson	2	57	9	1	56
Ketron Jackson Jr.	1	32	35	1	32
Matt Landers	1	19	1	0	19
Trey Knox	1	8	3	0	8
Nathan Bax	1	0	4	0	0
Malik Hornsby	1	-1	6	0	0
Totals:	12	171	79	2	56

PUNTING	No.	Yds	Avg.	Long	I20	TB
Max Fletcher	6	218	36.3	47	2	0

FIELD GOALS	Made	Att.	Long	Kicks
Cam Little	0	1	-	42x

TEXAS A&M

RUSHING	Att.	Gain	Lost	Net	TD	Long	Avg.
Devon Achane	19	163	4	159	1	63	8.4
Max Johnson	13	62	23	39	0	18	3.0
TEAM	2	0	6	-6	0	0	-3.0
Totals:	34	225	33	192	1	63	5.6

PASSING	Comp.	Att.	Int	Yds	TDs	Long	Sack
Max Johnson	11	21	0	151	1	32	3

RECEIVING	No.	Yds	YAC	TD	Long
Donovan Green	3	50	19	0	26
Evan Stewart	3	36	4	1	18
Devon Achane	3	15	12	0	7
Ainias Smith	1	32	28	0	32
Yulkeith Brown	1	18	16	0	18
Totals:	11	151	79	1	32

PUNTING	No.	Yds	Avg.	Long	I20	TB
Nik Constantinou	5	218	43.6	47	1	0

FIELD GOALS	Made	Att.	Long	Kicks
Randy Bond	1	2	31	31,53x

#2/2 Alabama (5-0, 2-0) 49
 #20/19 Arkansas (3-2, 1-2) 26

October 1, 2022 | Fayetteville, Ark.

Donald W. Reynolds Razorback Stadium | Time: 2:30 p.m. | Attendance: 75,579

TV: CBS > Brad Nessler (PBP), Gary Danielson (Analyst) & Jenny Dell (Sideline)

SCORING SUMMARY

	1st	2nd	3rd	4th	Final
Alabama	14	14	0	21	49
Arkansas	0	7	16	3	26

QTR. TEAM SCORING PLAY

1st	ALA	Prentice 47-yd pass from Young (Reichard kick), 6-65 2:09
	ALA	Young 8-yd rush (Reichard kick), 7-80 3:05
2nd	ALA	Milroe 3-yd rush (Reichard kick), 3-17 0:45
	ALA	Earle 22-yd pass from Milroe (Reichard kick), 10-59 4:05
	ARK	K. Jackson 6-yd pass from Jefferson (Little kick), 9-75 2:30
3rd	ARK	Green 13-yd rush (Little kick), 7-78 2:49
	ARK	Little 22-yd FG, 12-50 6:04
	ARK	R. Sanders 3-yd rush (Jefferson rush failed), 1-3 0:06
4th	ALA	McClellan 3-yd rush (Reichard kick), 5-75 1:10
	ALA	Gibbs 72-yd rush (Reichard kick), 1-72 0:12
	ARK	Little 34-yd FG, 13-59 4:39
	ALA	Gibbs 76-yd rush (Reichard kick), 2-75 0:43

TEAM STATISTICS

	ALABAMA	ARKANSAS
FIRST DOWNS	17	27
RUSHES-YARDS (NET)	317	187
PASSING YDS (NET)	238	190
Passes Att-Comp-Int.	11-22-1	17-34-0
TOTAL OFFENSE PLAYS-YARDS	64-555	85-377
Fumble Returns-Yards	0-0	0-0
Punt Returns-Yards	3-77	1-13
Kickoff Returns-Yards	0-0	0-0
Interception Returns-Yards	0-0	1-(-3)
Punts (Number-Avg)	3-45.7	8-42.5
Fumbles-Lost	3-0	2-1
Penalties-Yards	10-101	6-31
Possession Time	26:38	33:22
Third-Down Conversions	9-14	9-14
Fourth-Down Conversions	0-1	0-1
Red-Zone Scores-Chances	4-5	5-6
Sacks By: Number-Yards	3-24	1-4



WR KETRIN JACKSON JR. caught a career-high four passes and a touchdown against Alabama, his second TD in as many weeks.

ALABAMA

RUSHING	Att.	Gain	Lost	Net	TD	Long	Avg.
Jahmyr Gibbs	18	207	1	206	2	76	11.4
Jalen Milroe	6	94	3	91	1	77	15.2
Roydell Williams	5	17	0	17	0	6	3.4
Trey Sanders	3	13	0	13	0	7	4.3
Jase McClellan	6	13	2	11	1	6	1.8
Bryce Young	2	8	4	4	1	8	2.0
TEAM	2	0	25	-25	0	0	-12.5
Totals:	42	352	35	317	5	77	7.5

PASSING	Comp.	Att.	Int	Yds	TDs	Long	Sack
Bryce Young	7	13	1	173	1	53	1
Jalen Milroe	4	9	0	65	1	23	0
Totals:	11	22	1	238	2	53	1

RECEIVING	No.	Yds	YAC	TD	Long
Kobe Prentice	3	92	48	1	47
Isaiah Bond	2	76	20	0	53
Jahmyr Gibbs	2	20	29	0	17
Traeshon Holden	2	14	1	0	9
JoJo Earle	1	22	25	1	22
Jermaine Burton	1	14	9	0	14
Totals:	11	238	132	2	53

PUNTING	No.	Yds	Avg.	Long	I20	TB
James Burnip	3	137	45.7	49	1	0

FIELD GOALS	Made	Att.	Long	Kicks
Will Reichard	0	1	-	53x

ARKANSAS

RUSHING	Att.	Gain	Lost	Net	TD	Long	Avg.
Raheim Sanders	22	107	6	101	1	26	4.6
KJ Jefferson	17	67	29	38	0	13	2.2
AJ Green	5	18	0	18	1	13	3.6
Dominique Johnson	2	11	0	11	0	6	5.5
Rashod Dubinion	4	15	5	10	0	11	2.5
Cade Fortin	1	9	0	9	0	9	9.0
Totals:	51	227	40	187	2	26	3.7

PASSING	Comp.	Att.	Int	Yds	TDs	Long	Sack
KJ Jefferson	13	24	0	155	1	36	3
Cade Fortin	4	10	0	35	0	16	0
Totals:	17	34	0	190	1	36	3

RECEIVING	No.	Yds	YAC	TD	Long
Jadon Haselwood	6	37	33	0	16
Ketrin Jackson Jr.	4	48	11	1	17
Matt Landers	2	31	5	0	20
Raheim Sanders	2	19	18	0	16
Trey Knox	1	36	25	0	36
Rashod Dubinion	1	14	16	0	14
Nathan Bax	1	5	2	0	5
Totals:	17	190	110	1	36

PUNTING	No.	Yds	Avg.	Long	I20	TB
Max Fletcher	8	340	42.5	51	1	0

FIELD GOALS	Made	Att.	Long	Kicks
Cam Little	2	2	34	22,34

GAME 6 ||| at MISSISSIPPI STATE

#RV/25 Arkansas (3-3, 1-3) 17
 #17/17 Mississippi State (5-1, 2-1) 40

October 8, 2022 | Starkville, Miss.
 Davis Wade Stadium | Time: 11 a.m. | Attendance: 57,849
 TV: SECN > Dave Neal (PBP), Deuce McAllister (Analyst) & Tiffany Blackmon (Sideline)

SCORING SUMMARY

	1st	2nd	3rd	4th	Final
Arkansas	0	10	7	0	17
Mississippi State	14	7	13	6	40

QTR. TEAM SCORING PLAY

1st	MSU	D. Johnson 1-yd rush (Raybon kick), 9-65 3:45
	MSU	Walley 5-yd pass from Rogers (Raybon kick), 12-55 4:40
2nd	MSU	A. Williams 10-yd pass from Rogers (Raybon kick), 9-40 3:02
	ARK	Little 51-yd FG, 9-42 3:07
	ARK	R. Sanders 3-yd rush (Little kick), 2-71 0:16
3rd	MSU	Ducking 33-yd pass from Rogers (Trafford rush failed), 6-58 2:08
	ARK	Stephens 54-yd pass from Hornsby (Little kick), 5-80 2:20
	MSU	D. Johnson 30-yd rush (Raybon kick), 7-75 2:29
4th	MSU	Marks 2-yd rush (Raybon kick missed), 6-70 3:16

TEAM STATISTICS

	ARKANSAS	MISSISSIPPI STATE
FIRST DOWNS	18	33
RUSHES-YARDS (NET)	44-241	37-162
PASSING YDS (NET)	242	406
Passes Att-Comp-Int.	10-23-2	32-49-0
TOTAL OFFENSE PLAYS-YARDS	67-483	85-568
Fumble Returns-Yards	0-0	0-0
Punt Returns-Yards	1-(-3)	2-7
Kickoff Returns-Yards	1-(-2)	2-64
Interception Returns-Yards	0-0	2-7
Punts (Number-Avg)	4-41.0	3-43.7
Fumbles-Lost	1-0	0-0
Penalties-Yards	10-84	4-45
Possession Time	24:19	35:41
Third-Down Conversions	8-16	5-13
Fourth-Down Conversions	0-3	3-4
Red-Zone Scores-Chances	1-3	4-4
Sacks By: Number-Yards	0-0	2-11



LB BUMPER POOL became Arkansas' all-time leading tackler with 14 stops at Mississippi State to give him 409 career tackles and pass Tony Bua's school record 408.

ARKANSAS

RUSHING	Att.	Gain	Lost	Net	TD	Long	Avg.
Malik Hornsby	8	116	2	114	0	52	14.2
Raheim Sanders	20	86	0	86	1	12	4.3
Rashod Dubinion	7	30	2	28	0	12	4.0
AJ Green	6	14	0	14	0	5	2.3
Jadon Haselwood	1	8	0	8	0	8	8.0
Dominique Johnson	1	0	0	0	0	0	0.0
Cade Fortin	1	0	9	-9	0	0	-9.0
Totals:	44	254	13	241	1	52	5.5

PASSING	Comp.	Att.	Int	Yds	TDs	Long	Sack
Malik Hornsby	8	17	2	234	1	68	1
Cade Fortin	2	6	0	8	0	6	1
Totals:	10	23	2	242	1	68	2

RECEIVING	No.	Yds	YAC	TD	Long
Raheim Sanders	4	49	56	0	23
Jadon Haselwood	3	113	56	0	68
Bryce Stephens	2	59	9	1	54
Ketron Jackson Jr.	1	21	2	0	21
Totals:	10	242	123	1	68

PUNTING	No.	Yds	Avg.	Long	I20	TB
Reid Bauer	3	139	46.3	53	1	0
Max Fletcher	1	25	25.0	25	0	0
Totals:	4	164	41.0	53	1	0

FIELD GOALS	Made	Att.	Long	Kicks
Cam Little	1	1	51	51

MISSISSIPPI STATE

RUSHING	Att.	Gain	Lost	Net	TD	Long	Avg.
Dillon Johnson	17	89	0	89	2	30	5.9
Jo'quavious Marks	16	52	0	52	1	7	3.2
J.J. Jernighan	3	13	0	13	0	7	4.3
Simeon Price	1	8	0	8	0	8	8.0
Totals:	37	162	0	162	3	30	4.7

PASSING	Comp.	Att.	Int	Yds	TDs	Long	Sack
Will Rogers	32	49	0	406	3	38	0

RECEIVING	No.	Yds	YAC	TD	Long
Jo'quavious Marks	11	80	95	0	16
Caleb Ducking	4	50	20	1	33
Dillon Johnson	2	60	71	0	38
Rufus Harvey	3	42	30	0	20
Austin Williams	3	42	5	1	20
Jordan Mosley	2	43	3	0	28
Jaden Walley	2	27	7	1	22
Lideatrick Griffin	1	33	2	0	33
Justin Robinson	1	11	1	0	11
Scoobie Ford	1	9	9	0	9
Rara Thomas	1	9	-3	0	9
Totals:	32	406	240	3	38

PUNTING	No.	Yds	Avg.	Long	I20	TB
Archer Trafford	2	87	43.5	46	1	0
George Georgopoulos	1	44	44.0	44	0	0
Totals:	3	131	43.7	46	1	0

FIELD GOALS	Made	Att.	Long	Kicks
Ben Raybon	0	1	-	40x

GAME 7 ||| at BYU

Arkansas (4-3, 1-3)..... 52
 #RV/RV BYU (4-3)..... 35

October 15, 2022 | Provo, Utah

LaVell Edwards Stadium | Time: 2:30 p.m. CT | Attendance: 63,470

TV: ESPN > Dave Pasch (PBP), Dusty Dvoracek (Analyst) & Tom Luginbill (Sideline)

SCORING SUMMARY

	1st	2nd	3rd	4th	Final
Arkansas	7	24	14	7	52
BYU	13	8	14	0	35

QTR. TEAM SCORING PLAY

1st	BYU	Rex 4-yd pass from J. Hall (J. Smith kick), 10-82, 04:57
	ARK	R. Sanders 15-yd rush (Little kick), 9-75, 03:02
	BYU	Epps 21-yd pass from J. Hall (J. Smith kick missed), 4-75, 01:26
2nd	ARK	Knox 6-yd pass from Jefferson (Little kick), 10-75, 03:52
	BYU	Nacua 5-yd rush (K. Hill pass from J. Hall), 7-75, 02:31
	ARK	Little 34-yd FG, 10-59, 03:02
	ARK	Landers 4-yd pass from Jefferson (Little kick), 4-34, 01:39
	ARK	Dubinion 15-yd pass from Jefferson (Little kick), 7-68, 01:42
3rd	BYU	Nacua 3-yd rush (Oldroyd kick), 10-75, 05:07
	ARK	Landers 39-yd pass from Jefferson (Little kick), 2-75, 00:33
	BYU	Nacua 33-yd pass from J. Hall (Oldroyd kick), 10-75, 04:09
	ARK	Landers 5-yd pass from Jefferson (Little kick), 12-75, 03:58
4th	ARK	R. Sanders 64-yd rush (Little kick), 2-68, 00:29

TEAM STATISTICS

	ARKANSAS	BYU
FIRST DOWNS.....	34	27
RUSHES-YARDS (NET).....	42-277	30-115
PASSING YDS (NET).....	367	356
Passes Att-Comp-Int.....	29-40-0	26-41-1
TOTAL OFFENSE PLAYS-YARDS.....	82-644	71-471
Fumble Returns-Yards.....	0-0	0-0
Punt Returns-Yards.....	0-0	1-5
Kickoff Returns-Yards.....	0-0	0-0
Interception Returns-Yards.....	1-0	0-0
Punts (Number-Avg).....	1-62.0	2-43.0
Fumbles-Lost.....	1-1	4-2
Penalties-Yards.....	7-98	4-50
Possession Time.....	31:13	28:47
Third-Down Conversions.....	12-15	7-13
Fourth-Down Conversions.....	0-1	0-3
Red-Zone Scores-Chances.....	6-7	3-3
Sacks By: Number-Yards.....	0-0	0-0



DB HUDSON CLARK collected a career-best 11 tackles to go with his first interception of the season and a fumble recovery to become the second FBS player this season with 10+ tackles, a pick and a fumble recovery.

ARKANSAS

RUSHING	Att.	Gain	Lost	Net	TD	Long	Avg.
Raheim Sanders	15	175	0	175	2	64	11.7
AJ Green	11	51	0	51	0	14	4.6
KJ Jefferson	10	32	0	32	0	14	3.2
Rashod Dubinion	4	16	0	16	0	11	4.0
Jadon Haselwood	1	3	0	3	0	3	3.0
Malik Hornsby	1	0	0	0	0	0	0.0
Totals:	42	277	0	277	2	64	6.6

PASSING	Comp.	Att.	Int	Yds	TDs	Long	Sack
KJ Jefferson	29	40	0	367	5	39	0

RECEIVING	No.	Yds	YAC	TD	Long
Matt Landers	8	99	23	3	39
Trey Knox	4	66	31	1	36
Jadon Haselwood	4	42	21	0	14
Rashod Dubinion	4	40	27	1	17
Ketron Jackson Jr.	3	55	8	0	30
AJ Green	2	45	33	0	30
Bryce Stephens	1	7	5	0	7
Warren Thompson	1	7	0	0	7
Raheim Sanders	1	4	6	0	4
Jaedon Wilson	1	2	0	0	2
Totals:	29	367	154	5	39

PUNTING	No.	Yds	Avg.	Long	I20	TB
Reid Bauer	1	62	62.0	62	1	0

FIELD GOALS	Made	Att.	Long	Kicks
Cam Little	1	1	34	34

BYU

RUSHING	Att.	Gain	Lost	Net	TD	Long	Avg.
Christopher Brooks	10	54	1	53	0	14	5.3
Jaren Hall	6	24	1	23	0	11	3.8
Puka Nacua	6	20	0	20	2	5	3.3
Mason Fakahua	7	16	2	14	0	5	2.0
Jacob Conover	1	5	0	5	0	5	5.0
Totals:	30	119	4	115	2	14	3.8

PASSING	Comp.	Att.	Int	Yds	TDs	Long	Sack
Jaren Hall	26	41	1	356	3	37	0

RECEIVING	No.	Yds	YAC	TD	Long
Kody Epps	9	125	47	1	37
Puka Nacua	8	141	52	1	33
Keanu Hill	4	61	19	0	22
Isaac Rex	2	6	6	1	4
Brayden Cospier	1	10	3	0	10
Christopher Brooks	1	7	5	0	7
Chase Roberts	1	6	6	0	6
Totals:	26	356	138	3	37

PUNTING	No.	Yds	Avg.	Long	I20	TB
Ryan Rehkow	2	86	43.0	44	1	0

FIELD GOALS	Made	Att.	Long	Kicks
--				

Arkansas (5-3, 2-3)..... 41
Auburn (3-5, 1-4)..... 27

October 29, 2022 | Auburn, Ala.

Jordan-Hare Stadium | Time: 11 a.m. | Attendance: 83,792

TV: SECN > Dave Neal (PBP), Deuce McAllister (Analyst) & Andraya Carter (Sideline)

SCORING SUMMARY

	1st	2nd	3rd	4th	Final
Arkansas	7	10	14	10	41
Auburn	3	10	0	14	27

QTR. TEAM SCORING PLAY

1st	AUB	Carlson 46-yd FG, 7:18, 03:12
	ARK	Jefferson 1-yd rush (Little kick), 8:75, 02:45
2nd	ARK	Jefferson 13-yd rush (Little kick), 11:80, 04:52
	AUB	Bigsby 41-yd rush (Carlson kick), 5:56, 01:35
	ARK	Little 27-yd FG, 5:56, 01:18
	AUB	Carlson 24-yd FG, 7:52, 00:47
3rd	ARK	Haselwood 11-yd pass from Jefferson (Little kick), 9:64, 02:35
	ARK	Dubinion 2-yd rush (Little kick), 7:94, 03:26
4th	ARK	Dubinion 2-yd rush (Little kick), 10:84, 06:38
	AUB	Brown 9-yd pass from Ashford (Carlson kick), 7:75, 02:07
	ARK	Little 37-yd FG, 8:23, 03:27
	AUB	Hunter 1-yd rush (#26 A.Carlson kick), 7:75, 01:51

TEAM STATISTICS

	ARKANSAS	AUBURN
FIRST DOWNS.....	23	20
RUSHES-YARDS (NET).....	286	183
PASSING YDS (NET).....	234	285
Passes Att-Comp-Int.....	16-24-0	24-33-0
TOTAL OFFENSE PLAYS-YARDS.....	72-520	71-468
Fumble Returns-Yards.....	0-0	0-0
Punt Returns-Yards.....	0-0	0-0
Kickoff Returns-Yards.....	0-0	0-0
Interception Returns-Yards.....	0-0	0-0
Punts (Number-Avg).....	3-43.0	5-41.2
Fumbles-Lost.....	1-1	0-0
Penalties-Yards.....	10-53	7-55
Possession Time.....	29:50	30:10
Third-Down Conversions.....	8-14	11-19
Fourth-Down Conversions.....	0-0	0-0
Red-Zone Scores-Chances.....	7-7	3-4
Sacks By: Number-Yards.....	3-15	3-18



RB ROCKET SANDERS matched Madre Hill's school record of quickest to 1,000 rushing yards in a season in just eight games with 171 yards in the win at Auburn to run his season total to 1,041 yards.

ARKANSAS

RUSHING	Att.	Gain	Lost	Net	TD	Long	Avg.
Raheim Sanders	16	174	3	171	0	76	10.7
KJ Jefferson	10	63	18	45	2	25	4.5
AJ Green	10	28	3	25	0	8	2.5
Ketron Jackson Jr.	1	19	0	19	0	19	19.0
Rashod Dubinion	5	11	0	11	2	5	2.2
Isaiah Sategna	1	10	0	10	0	10	10.0
James Joiner	3	9	0	9	0	4	3.0
Malik Hornsby	1	0	0	0	0	0	0.0
TEAM	1	0	4	-4	0	0	-4.0
Totals:	48	314	28	286	4	76	6.0

PASSING	Comp.	Att.	Int	Yds	TDs	Long	Sack
KJ Jefferson	16	24	0	234	1	56	3

RECEIVING	No.	Yds	YAC	TD	Long
Jadon Haselwood	5	61	27	1	20
Matt Landers	4	115	44	0	56
Bryce Stephens	2	11	11	0	8
Warren Thompson	1	29	12	0	29
Ketron Jackson Jr.	1	7	2	0	7
Raheim Sanders	1	6	1	0	6
Hudson Henry	1	5	6	0	5
Trey Knox	1	0	1	0	0
Totals:	16	234	114	1	56

PUNTING	No.	Yds	Avg.	Long	I20	TB
Reid Bauer	3	129	43.0	78	1	0

FIELD GOALS	Made	Att.	Long	Kicks
Cam Little	2	2	37	27,37

AUBURN

RUSHING	Att.	Gain	Lost	Net	TD	Long	Avg.
Robby Ashford	19	102	15	87	0	34	4.6
Tank Bigsby	11	67	4	63	1	41	5.7
Jarquez Hunter	6	18	0	18	1	6	3.0
Damari Alston	2	15	0	15	0	11	7.5
Totals:	38	202	19	183	2	41	4.8

PASSING	Comp.	Att.	Int	Yds	TDs	Long	Sack
Robby Ashford	24	33	0	285	1	49	3

RECEIVING	No.	Yds	YAC	TD	Long
Tank Bigsby	6	37	39	0	14
Camden Brown	4	83	13	1	49
Jarquez Hunter	4	12	11	0	11
Ja'Varrius Johnson	3	64	17	0	36
Shedrick Jackson	2	29	14	0	16
Koy Moore	2	28	18	0	17
John Samuel Shenker	2	24	12	0	15
Dazalin Worsham	1	8	2	0	8
Totals:	24	285	126	1	49

PUNTING	No.	Yds	Avg.	Long	I20	TB
Oscar Chapman	5	206	41.2	55	3	0

FIELD GOALS	Made	Att.	Long	Kicks
Anders Carlson	2	4	46	46x,46,24,52x

#23/23 Liberty (7-1).....21
Arkansas (5-4, 2-3).....19

November 5, 2022 | Fayetteville, Ark.
Donald W. Reynolds Razorback Stadium | Time: 3 p.m. | Attendance: 70,072
TV: SECN > Taylor Zarzour (PBP), Aaron Murray (Analyst) & Alyssa Lang (Sideline)

SCORING SUMMARY

	1st	2nd	3rd	4th	Final
Liberty	7	14	0	0	21
Arkansas	0	3	2	14	19

QTR. TEAM SCORING PLAY

1st	LIB	Frith 16-yd pass from Bennett (Brown kick), 5-59, 01:19
2nd	LIB	Douglas 20-yd pass from Bennett (Brown kick), 5-53, 02:46
	LIB	Sibley 18-yd pass from Bennett (Brown kick), 10-80, 04:13
	ARK	Little 50-yd FG, 4-44, 00:35
3rd	ARK	SAFETY, 01:21
4th	ARK	Knox 5-yd pass from Jefferson (Sanders rush), 17-84, 05:07
	ARK	Knox 8-yd pass from Jefferson (Jefferson rush failed), 7-85, 02:36

TEAM STATISTICS

	LIBERTY	ARKANSAS
FIRST DOWNS.....	17	22
RUSHES-YARDS (NET).....	38-91	42-144
PASSING YDS (NET).....	224	284
Passes Att-Comp-Int.....	15-25-1	23-37-2
TOTAL OFFENSE PLAYS-YARDS.....	315	428
Fumble Returns-Yards.....	0-0	0-0
Punt Returns-Yards.....	1-0	2-4
Kickoff Returns-Yards.....	1-21	3-41
Interception Returns-Yards.....	2-13	1-0
Punts (Number-Avg).....	7-35.9	6-44.2
Fumbles-Lost.....	3-0	1-0
Penalties-Yards.....	3-27	6-36
Possession Time.....	30:38	29:22
Third-Down Conversions.....	7-15	4-16
Fourth-Down Conversions.....	0-1	4-6
Red-Zone Scores-Chances.....	3-4	2-2
Sacks By: Number-Yards.....	4-32	4-11



DB QUINCEY MCADOO became the first Razorback since 2010 to block a punt and intercept a pass in the same game. The freshman also added three tackles in his first action on defense.

LIBERTY

RUSHING	Att.	Gain	Lost	Net	TD	Long	Avg.
Shedro Louis	15	59	2	57	0	9	3.8
Dae Dae Hunter	9	32	3	29	0	10	3.2
Johnathan Bennett	9	29	11	18	0	12	2.0
TJ Green	1	4	0	4	0	4	4.0
Malik Caper	1	0	1	-1	0	0	-1.0
Demario Douglas	1	0	8	-8	0	0	-8.0
TEAM	2	0	8	-8	0	0	-4.0
Totals:	38	124	33	91	0	12	2.4

PASSING	Comp.	Att.	Int	Yds	TDs	Long	Sack
Johnathan Bennett	15	25	1	224	3	42	4

RECEIVING	No.	Yds	YAC	TD	Long
Demario Douglas	7	145	31	1	42
Treon Sibley	2	27	1	1	18
Jerome Jackson	2	15	13	0	9
Caleb Snead	2	14	0	0	7
Noah Frith	1	16	0	1	16
Austin Henderson	1	7	7	0	7
Totals:	15	224	52	3	42

PUNTING	No.	Yds	Avg.	Long	I20	TB
Aidan Alves	6	251	41.8	47	3	0
TEAM	1	0	0.0	0	0	0
Totals:	7	251	35.9	47	3	0

FIELD GOALS	Made	Att.	Long	Kicks
--				

ARKANSAS

RUSHING	Att.	Gain	Lost	Net	TD	Long	Avg.
Raheim Sanders	17	73	13	60	0	28	3.5
AJ Green	6	58	2	56	0	19	9.3
KJ Jefferson	16	72	36	36	0	15	2.2
Jadon Haselwood	1	0	2	-2	0	0	-2.0
Rashod Dubinion	2	0	6	-6	0	0	-3.0
Totals:	42	203	59	144	0	28	3.4

PASSING	Comp.	Att.	Int	Yds	TDs	Long	Sack
KJ Jefferson	23	37	2	284	2	36	4

RECEIVING	No.	Yds	YAC	TD	Long
Jadon Haselwood	8	86	52	0	18
Matt Landers	6	119	60	0	36
Raheim Sanders	2	25	23	0	23
Warren Thompson	2	20	8	0	13
Trey Knox	2	13	2	2	8
Bryce Stephens	2	12	1	0	7
Hudson Henry	1	9	10	0	9
Totals:	23	284	156	2	36

PUNTING	No.	Yds	Avg.	Long	I20	TB
Reid Bauer	5	237	47.4	55	2	1
TEAM	1	28	28.0	28	0	0
Totals:	6	265	44.2	55	2	1

FIELD GOALS	Made	Att.	Long	Kicks
Cam Little	1	1	50	50

#7/8 LSU (8-2, 6-1)13
Arkansas (5-5, 2-4)10

November 12, 2022 | Fayetteville, Ark.

Donald W. Reynolds Razorback Stadium | Time: 11 a.m. | Attendance: 73,750

TV: ESPN > Joe Tessitore (PBP), Greg McElroy (Analyst) & Katie George (Sideline)

SCORING SUMMARY

	1st	2nd	3rd	4th	Final
LSU	0	6	7	0	13
Arkansas	3	0	0	7	10

QTR. TEAM SCORING PLAY

1st	ARK	Little 28-yd FG, 10-46, 03:24
2nd	LSU	Ramos 38-yd FG, 5-17, 01:56
	LSU	Ramos 29-yd FG, 11-61, 05:12
3rd	LSU	Williams 1-yd rush (Ramos kick), 5-40, 01:51
4th	ARK	Landers 40-yd pass from Fortin (Little kick), 10-94, 04:29

TEAM STATISTICS

	LSU	ARKANSAS
FIRST DOWNS	15	15
RUSHES-YARDS (NET)	51-200	46-133
PASSING YDS (NET)	86	116
Passes Att-Comp-Int	8-15-1	12-22-0
TOTAL OFFENSE PLAYS-YARDS	286	249
Fumble Returns-Yards	0-0	1-2
Punt Returns-Yards	0-0	3-14
Kickoff Returns-Yards	1-18	0-0
Interception Returns-Yards	0-0	1-5
Punts (Number-Avg)	6-43.5	7-39.6
Fumbles-Lost	1-1	2-2
Penalties-Yards	7-44	2-15
Possession Time	32:44	27:16
Third-Down Conversions	4-14	6-17
Fourth-Down Conversions	1-2	0-2
Red-Zone Scores-Chances	3-3	1-2
Sacks By: Number-Yards	5-46	7-41



DB LATAVIOUS BRINI came up with two turnovers against LSU, picking off a pass and recovering a fumble to become the second Razorback this season to record an interception and a fumble recovery.

LSU

RUSHING	Att.	Gain	Lost	Net	TD	Long	Avg.
Josh Williams	19	122	0	122	1	31	6.4
John Emery Jr.	3	40	0	40	0	32	13.3
Noah Cain	5	25	0	25	0	13	5.0
Jayden Daniels	19	53	43	10	0	20	0.5
Armoni Goodwin	2	6	0	6	0	3	3.0
TEAM	3	0	3	-3	0	0	-1.0
Totals:	51	246	46	200	1	32	3.9

PASSING	Comp.	Att.	Int	Yds	TDs	Long	Sack
Jayden Daniels	8	15	1	86	0	26	7

RECEIVING	No.	Yds	YAC	TD	Long
Kayshon Boutte	4	49	3	0	26
Malik Nabers	2	24	16	0	12
Josh Williams	1	9	8	0	9
Jaray Jenkins	1	4	1	0	4
Totals:	8	86	28	0	26

PUNTING	No.	Yds	Avg.	Long	I20	TB
Jay Bramblett	6	261	43.5	52	1	0

FIELD GOALS	Made	Att.	Long	Kicks
Damian Ramos	2	2	38	38,29

ARKANSAS

RUSHING	Att.	Gain	Lost	Net	TD	Long	Avg.
Raheim Sanders	12	46	0	46	0	14	3.8
Malik Hornsby	18	79	42	37	0	14	2.1
AJ Green	7	31	0	31	0	10	4.4
Cade Fortin	5	24	7	17	0	17	3.4
Rashod Dubinion	3	4	2	2	0	3	0.7
Jadon Haselwood	1	0	0	0	0	0	0.0
Totals:	46	184	51	133	0	17	2.9

PASSING	Comp.	Att.	Int	Yds	TDs	Long	Sack
Cade Fortin	8	13	0	92	1	40	2
Malik Hornsby	4	9	0	24	0	11	3
Totals:	12	22	0	116	1	40	5

RECEIVING	No.	Yds	YAC	TD	Long
Jadon Haselwood	5	39	19	0	14
Matt Landers	2	69	21	1	40
Raheim Sanders	2	0	9	0	2
Ketron Jackson Jr.	1	4	6	0	4
Bryce Stephens	1	3	8	0	3
Rashod Dubinion	1	1	1	0	1
Totals:	12	116	64	1	40

PUNTING	No.	Yds	Avg.	Long	I20	TB
Reid Bauer	6	246	41.0	52	2	1
Max Fletcher	1	31	31.0	31	1	0
Totals:	7	277	39.6	52	3	1

FIELD GOALS	Made	Att.	Long	Kicks
Cam Little	1	1	28	28

#14/14 Ole Miss (8-3, 4-3) 27
Arkansas (6-5, 3-4) 42

November 19, 2022 | Fayetteville, Ark.

Donald W. Reynolds Razorback Stadium | Time: 6:30 p.m. | Attendance: 71,350

TV: SECN > Tom Hart (PBP), Jordan Rodgers (Analyst) & Cole Cubelic (Sideline)

SCORING SUMMARY

	1st	2nd	3rd	4th	Final
Ole Miss	3	3	0	21	27
Arkansas	14	21	7	0	42

QTR. TEAM SCORING PLAY

1st	ARK	Landers 8-yd pass from Jefferson (Little kick), 7-69, 02:26
	ARK	Landers 23-yd pass from Jefferson (Little kick), 8-73, 01:51
	MISS	Cruz 45-yd FG, 5-48, 01:44
2nd	ARK	Jackson Jr. 20-yd pass from Jefferson (Little kick), 7-75, 02:57
	MISS	Cruz 32-yd FG, 9-56, 04:17
	ARK	R. Sanders 20-yd rush (Little kick), 7-75, 02:18
	ARK	R. Sanders 8-yd rush (Little kick), 6-48, 01:02
3rd	ARK	R. Sanders 68-yd rush (Little kick), 2-75, 00:44
4th	MISS	Judkins 1-yd rush (Mingo pass from Dart failed), 9-96, 02:42
	MISS	Evans 48-yd rush (Mingo pass from Dart), 5-88, 01:50
	MISS	Heath 13-yd pass from Dart (Cruz kick), 12-86, 03:21

TEAM STATISTICS

	OLE MISS	ARKANSAS
FIRST DOWNS	32	24
RUSHES-YARDS (NET)	53-463	43-335
PASSING YDS (NET)	240	168
Passes Att-Comp-Int.	21-36-1	17-22-0
TOTAL OFFENSE PLAYS-YARDS	89-703	65-503
Fumble Returns-Yards	0-0	0-0
Punt Returns-Yards	0-0	0-0
Kickoff Returns-Yards	1-0	0-0
Interception Returns-Yards	0-0	1-13
Punts (Number-Avg)	2-34.0	6-34.8
Fumbles-Lost	2-2	0-0
Penalties-Yards	12-116	7-61
Possession Time	30:10	29:50
Third-Down Conversions	7-16	5-12
Fourth-Down Conversions	2-3	0-0
Red-Zone Scores-Chances	3-5	4-4
Sacks By: Number-Yards	1-11	2-2



RB RAHEIM SANDERS ran for a career-high 232 yards in the win over Ole Miss, rushing for the most yards by a Razorback since Darren McFadden's school record 321 yards in 2007.

OLE MISS

RUSHING	Att.	Gain	Lost	Net	TD	Long	Avg.
Quinshon Judkins	24	214	0	214	1	60	8.9
Zach Evans	17	208	1	207	1	48	12.2
Jaxson Dart	11	51	7	44	0	21	4.0
Dayton Wade	1	0	2	-2	0	0	-2.0
Totals:	53	473	10	463	2	60	8.7

PASSING	Comp.	Att.	Int	Yds	TDs	Long	Sack
Jaxson Dart	21	36	1	240	1	53	2

RECEIVING	No.	Yds	YAC	TD	Long
Malik Heath	9	140	59	1	53
Jonathan Mingo	4	45	22	0	23
Jordan Watkins	4	28	19	0	11
Quinshon Judkins	2	27	28	0	25
Dayton Wade	2	0	2	0	4
Totals:	21	240	130	1	53

PUNTING	No.	Yds	Avg.	Long	I20	TB
Fraser Masin	2	68	34.0	37	1	0

FIELD GOALS	Made	Att.	Long	Kicks
Jonathan Cruz	2	3	45	45,39x,32

ARKANSAS

RUSHING	Att.	Gain	Lost	Net	TD	Long	Avg.
Raheim Sanders	24	238	6	232	3	68	9.7
KJ Jefferson	8	58	11	47	0	23	5.9
Rashod Dubinion	6	40	0	40	0	13	6.7
AJ Green	5	16	0	16	0	11	3.2
Totals:	43	352	17	335	3	68	7.8

PASSING	Comp.	Att.	Int	Yds	TDs	Long	Sack
KJ Jefferson	17	22	0	168	3	23	1

RECEIVING	No.	Yds	YAC	TD	Long
Raheim Sanders	5	29	39	0	12
Matt Landers	3	38	0	2	23
Jadon Haselwood	3	36	30	0	18
Trey Knox	3	34	13	0	20
Ketron Jackson Jr.	2	32	0	1	20
Rashod Dubinion	1	-1	2	0	0
Totals:	17	168	84	3	23

PUNTING	No.	Yds	Avg.	Long	I20	TB
Max Fletcher	4	137	34.2	38	4	0
Reid Bauer	2	72	36.0	43	1	0
Totals:	6	209	34.8	43	5	0

FIELD GOALS	Made	Att.	Long	Kicks
Cam Little	0	1	-	47x

TEAM STATISTICS

	ARK	OPP
Scoring	341	316
Points per game	31.0	28.7
Points Off Turnovers	43	35
First Downs	260	245
Rushing	140	100
Passing	105	120
Penalty	15	25
Rushing Yardage	2568	1931
Yards gained rushing	2864	2245
Yards lost rushing	296	314
Rushing attempts	515	414
Average per rush	5.0	4.7
Average per game	233.5	175.5
TDs Rushing	21	22
Passing Yardage	2552	3045
Comp-Att-Int	192-300-5	222-366-7
Average per pass	8.5	8.3
Average per catch	13.3	13.7
Average per game	232.0	276.8
TDs Passing	22	18
Total offense	5120	4976
Total plays	815	780
Average per play	6.3	6.4
Average per game	465.5	452.4
Kick returns: #-Yards	7-123	8-187
Punt returns: #-Yards	14-138	10-144
Int returns: #-Yards	7-66	5-21
Kick return average	17.6	23.4
Punt return average	9.9	14.4
Int return average	9.4	4.2
Fumbles-Lost	18-9	24-8
Penalties-Yards	74-650	79-672
Average per game	59.1	61.1
Punts-Yards	53-2115	48-2027
Average per punt	39.9	42.2
Net punt average	35.7	39.9
Kickoffs-Yards	62-4000	61-3674
Average per kick	64.5	60.2
Net kick average	40.0	38.2
Time of possession / game	29:28	30:37
3rd-down conversion	76/167	72/160
3rd-down pct	46%	45%
4rd-down conversion	9/20	10/19
4rd-down pct	45%	53%
Sacks by-Yards	37-221	24-185
Misc Yards	0	0
Touchdowns scored	44	41
Field goals - attempts	10-13	11-19
On-Side kicks	0-0	1-5
Red-zone scores	(39-48) 81%	(36-43) 84%
Red-zone touchdowns	(31-48) 65%	(27-43) 63%
PAT-attempts	(41-41) 100%	(31-34) 91%
2-point conversion-attempts	(1-3) 33%	(3-7) 43%
Attendance	512087	205111
Games / Avg per game	7/73155	3/68370
Neutral site games	-	1/63580

Score by Periods

Team	1st	2nd	3rd	4th	OT	TOT
Arkansas	59	110	73	99	0	341
Opponents	64	91	75	86	0	316

ARKANSAS GAME-BY-GAME STATISTICS

Date	Opponent	Rushing				Receiving				Passing				Kick Returns				Punt Returns				tot off
		no.	yds	td	lg	no.	yds	td	lg	cmp-att-int	yds	td	lg	no.	yds	td	lg	no.	yds	td	lg	
09/03/2022	Cincinnati	45	224	1	37	18	223	3	32	18-26-0	223	3	32	1	16	0	16	1	3	0	3	447
09/10/2022	South Carolina	65	295	5	47	18	162	1	23	18-21-0	162	1	23	1	34	0	34	2	10	0	13	457
09/17/2022	Missouri St.	36	212	2	43	19	385	2	73	19-31-1	385	2	73	1	34	0	34	3	105	1	82	597
09/24/2022	vs Texas A&M	54	244	1	26	12	171	2	56	12-19-0	171	2	56	0	0	0	0	2	-1	0	0	415
10/01/2022	Alabama	51	187	2	26	17	190	1	36	17-34-0	190	1	36	0	0	0	0	1	13	0	13	377
10/08/2022	at Mississippi St.	44	241	1	52	10	242	1	68	10-23-2	242	1	68	1	-2	0	1	1	-3	0	0	483
10/15/2022	at BYU	42	277	2	64	29	367	5	39	29-40-0	367	5	39	0	0	0	0	0	0	0	0	644
10/29/2022	at Auburn	47	276	4	76	17	244	1	56	17-25-0	244	1	56	0	0	0	0	0	0	0	0	520
11/05/2022	Liberty	42	144	0	28	23	284	2	36	23-37-2	284	2	36	3	41	0	19	1	-3	0	0	428
11/12/2022	LSU	46	133	0	17	12	116	1	40	12-22-0	116	1	40	0	0	0	0	3	14	0	14	249
11/19/2022	Ole Miss	43	335	3	68	17	168	3	23	17-22-0	168	3	23	0	0	0	0	0	0	0	0	503
Arkansas		515	2568	21	76	192	2552	22	73	192-300-5	2552	22	73	7	123	0	34	14	138	1	82	5120
Opponents		414	1931	22	77	222	3045	18	64	222-366-7	3045	18	64	8	187	0	33	10	144	0	45	4976

Arkansas Averages

Games	Avg/ rush	Avg/ catch	Pass effic	KR avg	PR avg	All purpose avg/game	Total offense avg/game
11	5.0	13.3	156.3	17.6	9.9	495.2	465.5

Date	Opponent	Tackles				Sacks	Fumble		Pass Defense			blkd	PAT attempts			off		
		ua	a	total	tfl-yds		ff	fr-yds	int-yds	qbh	brup		kick	rush	rcv	saf	t/o	pts
09/03/2022	Cincinnati	36	38	74	8.0-35	3-28	2	1-2	1-51	4	2	0	4-4	0	0	0	7	31
09/10/2022	South Carolina	36	24	60	8.0-57	6-51	5	2--5	1-0	6	3	0	6-6	0	0	1	7	44
09/17/2022	Missouri St.	34	38	72	9.0-53	8-48	0	0-0	0-0	5	5	0	5-5	0	0	0	0	38
09/24/2022	vs Texas A&M	25	24	49	5.0-27	3-21	1	0-0	0-0	4	3	0	3-3	0	0	0	0	21
10/01/2022	Alabama	26	34	60	4.0-10	1-4	1	0-0	1--3	3	2	0	2-2	0	0	0	0	26
10/08/2022	at Mississippi St.	27	76	103	0.0-0	0-0	0	0-0	0-0	1	9	0	2-2	0	0	0	0	17
10/15/2022	at BYU	33	28	61	3.0-5	0-0	2	2-0	1-0	5	1	0	7-7	0	0	0	14	52
10/29/2022	at Auburn	50	10	60	6.0-21	3-15	0	0-0	0-0	2	3	1	5-5	0	0	0	0	41
11/05/2022	Liberty	24	44	68	9.0-17	4-11	0	0-0	1-0	2	4	1	0-0	1	0	1	8	19
11/12/2022	LSU	30	48	78	8.0-43	7-41	1	1-2	1-5	1	4	0	1-1	0	0	0	0	10
11/19/2022	Ole Miss	46	34	80	6.0-10	2-2	1	2-0	1-13	4	2	0	6-6	0	0	0	7	42
Arkansas		367	398	765	66.0-278	37-221	13	8--1	7-66	37	38	2	41-41	1	0	2	43	341
Opponents		417	472	889	70.0-282	24-185	9	9-15	5-21	14	37	1	31-34	0	3	0	35	316

Date	Opponent	Punting										Field Goals			Kickoffs			
		no.	yds	avg	long	blkd	tb	fc	50+	i20	md-att	long	blkd	no.	yds	avg	tb	ob
09/03/2022	Cincinnati	6	231	38.5	50	0	1	1	1	1	1-1	32	0	6	390	65.0	5	0
09/10/2022	South Carolina	3	107	35.7	40	0	0	2	0	2	0-1	0	0	7	449	64.1	5	0
09/17/2022	Missouri St.	3	113	37.7	47	0	0	2	0	1	1-1	27	0	7	455	65.0	6	0
09/24/2022	vs Texas A&M	6	218	36.3	47	0	0	2	0	2	0-1	0	0	4	260	65.0	4	0
10/01/2022	Alabama	8	340	42.5	51	0	0	2	2	1	2-2	34	0	5	325	65.0	5	0
10/08/2022	at Mississippi St.	4	164	41.0	53	0	0	0	1	1	1-1	51	0	4	253	63.3	1	1
10/15/2022	at BYU	1	62	62.0	62	0	0	0	1	1	1-1	34	0	9	585	65.0	9	0
10/29/2022	at Auburn	3	129	43.0	78	0	0	0	1	1	2-2	37	0	8	520	65.0	8	0
11/05/2022	Liberty	6	265	44.2	55	1	1	1	2	2	1-1	50	0	2	130	65.0	1	0
11/12/2022	LSU	7	277	39.6	52	0	1	2	1	3	1-1	28	0	3	193	64.3	2	0
11/19/2022	Ole Miss	6	209	34.8	43	0	0	4	0	5	0-1	0	0	7	440	62.9	6	0
Arkansas		53	2115	39.9	78	1	3	16	9	20	10-13	51	0	62	4000	64.5	52	1
Opponents		48	2027	42.2	64	1	1	18	10	17	11-19	46	1	61	3674	60.2	41	4

GAME 12: MISSOURI

OPPONENT GAME-BY-GAME STATISTICS

Date	Opponent	Rushing				Receiving				Passing				Kick Returns				Punt Returns				tot off
		no.	yds	td	lg	no.	yds	td	lg	cmp-att-int	yds	td	lg	no.	yds	td	lg	no.	yds	td	lg	
09/03/2022	Cincinnati	31	113	1	35	26	325	2	35	26-43-1	325	2	35	1	29	0	29	2	37	0	30	438
09/10/2022	South Carolina	29	40	3	14	24	377	1	64	24-38-1	377	1	64	2	55	0	31	0	0	0	0	417
09/17/2022	Missouri St.	32	52	2	24	24	357	1	47	24-43-0	357	1	47	0	0	0	0	1	18	0	18	409
09/24/2022	vs Texas A&M	34	195	1	63	11	151	1	32	11-21-0	151	1	32	0	0	0	0	0	0	0	0	346
10/01/2022	Alabama	42	317	5	77	11	238	2	53	11-22-1	238	2	53	0	0	0	0	3	77	0	45	555
10/08/2022	at Mississippi St.	36	162	3	30	32	406	3	38	32-49-0	406	3	38	2	64	0	33	2	7	0	12	568
10/15/2022	at BYU	30	115	2	14	26	356	3	37	26-41-1	356	3	37	0	0	0	0	1	5	0	5	471
10/29/2022	at Auburn	38	183	2	41	24	285	1	49	24-33-0	285	1	49	0	0	0	0	0	0	0	0	468
11/05/2022	Liberty	38	91	0	12	15	224	3	42	15-25-1	224	3	42	1	21	0	21	1	0	0	0	315
11/12/2022	LSU	51	200	1	32	8	86	0	26	8-15-1	86	0	26	1	18	0	18	0	0	0	0	286
11/19/2022	Ole Miss	53	463	2	60	21	240	1	53	21-36-1	240	1	53	1	0	0	0	0	0	0	0	703
Opponents		414	1931	22	77	222	3045	18	64	222-366-7	3045	18	64	8	187	0	33	10	144	0	45	4976
Arkansas		515	2568	21	76	192	2552	22	73	192-300-5	2552	22	73	7	123	0	34	14	138	1	82	5120

Opponents Averages

Games	Avg/ rush	Avg/ catch	Pass effic	KR avg	PR avg	All purpose avg/game	Total offense avg/game
11	4.7	13.7	142.9	23.4	14.4	484.4	452.4

Date	Opponent	Tackles				Sacks no-yds	Fumble		Pass Defense			blkd kick	PAT attempts			off		
		ua	a	total	tfl-yds		ff	fr-yds	int-yds	qbh	brup		kick	rush	rcv	saf	t/o	pts
09/03/2022	Cincinnati	43	30	73	9.0-29	2-19	1	1-0	0-0	0	2	0	3-3	0	0	0	3	24
09/10/2022	South Carolina	41	66	107	4.0-16	2-12	0	0-0	0-0	1	2	0	1-2	0	1	0	0	30
09/17/2022	Missouri St.	27	48	75	2.0-5	0-0	2	2-0	1-1	2	0	0	3-3	0	0	0	10	27
09/24/2022	vs Texas A&M	41	40	81	5.0-19	2-12	1	1-15	0-0	0	4	0	2-2	0	0	0	6	23
10/01/2022	Alabama	40	52	92	9.0-44	3-24	1	1-0	0-0	0	5	0	7-7	0	0	0	0	49
10/08/2022	at Mississippi St.	26	56	82	4.0-13	2-11	0	0-0	2-7	4	3	0	4-5	0	0	0	6	40
10/15/2022	at BYU	42	38	80	1.0-1	0-0	1	1-0	0-0	2	5	0	3-4	0	1	0	0	35
10/29/2022	at Auburn	45	24	69	5.0-24	3-18	1	1-0	0-0	1	3	0	3-3	0	0	0	3	27
11/05/2022	Liberty	40	46	86	14.0-57	4-32	0	0-0	2-13	0	7	1	3-3	0	0	0	7	21
11/12/2022	LSU	44	28	72	9.0-53	5-46	2	2-0	0-0	3	4	0	1-1	0	0	0	0	13
11/19/2022	Ole Miss	28	44	72	8.0-21	1-11	0	0-0	0-0	1	2	0	1-1	0	1	0	0	27
Opponents		417	472	889	70.0-282	24-185	9	9-15	5-21	14	37	1	31-34	0	3	0	35	316
Arkansas		367	398	765	66.0-278	37-221	13	8--1	7-66	37	38	2	41-41	1	0	2	43	341

		Punting										Field Goals			Kickoffs				
Date	Opponent	no.	yds	avg	long	blkd	tb	fc	50+	i20	md-att	long	blkd	no.	yds	avg	tb	ob	
09/03/2022	Cincinnati	4	185	46.3	54	0	0	2	2	2	1-3	26	0	5	325	65.0	4	0	
09/10/2022	South Carolina	3	104	34.7	44	0	0	0	0	0	1-1	28	0	5	264	52.8	3	0	
09/17/2022	Missouri St.	8	380	47.5	64	0	1	3	4	3	2-2	31	0	6	371	61.8	3	0	
09/24/2022	vs Texas A&M	5	218	43.6	47	0	0	2	0	1	1-2	31	0	5	325	65.0	5	0	
10/01/2022	Alabama	3	137	45.7	49	0	0	2	0	1	0-1	0	0	8	515	64.4	7	0	
10/08/2022	at Mississippi St.	3	131	43.7	46	0	0	0	0	1	0-1	0	0	7	452	64.6	6	0	
10/15/2022	at BYU	2	86	43.0	44	0	0	1	0	1	0-0	0	0	6	375	62.5	6	0	
10/29/2022	at Auburn	5	206	41.2	55	0	0	2	2	3	2-4	46	1	6	231	38.5	1	2	
11/05/2022	Liberty	7	251	35.9	47	1	0	4	0	3	0-0	0	0	5	320	64.0	2	0	
11/12/2022	LSU	6	261	43.5	52	0	0	2	2	1	2-2	38	0	4	256	64.0	2	1	
11/19/2022	Ole Miss	2	68	34.0	37	0	0	0	0	1	2-3	45	0	4	240	60.0	2	1	
Opponents		48	2027	42.2	64	1	1	18	10	17	11-19	46	1	61	3674	60.2	41	4	
Arkansas		53	2115	39.9	78	1	3	16	9	20	10-13	51	0	62	4000	64.5	52	1	

GAME 12: MISSOURI

TEAM COMPARISON GAME-BY-GAME STATISTICS

Opponent	Score	First Downs				Rushing Number-Yards	Passing		Total Offense Plays-Yards	Return Yards	Turn- Overs
		Total	Rush	Pass	Pen		Comp-Att-Int	Yards			
Cincinnati	31-24	23 / 24	11 / 7	11 / 15	1 / 2	45-224 / 31-113	18-26-0 / 26-43-1	223 / 325	71-447 / 74-438	72 / 66	1 / 2
South Carolina	44-30	28 / 23	20 / 5	7 / 13	1 / 5	65-295 / 29-40	18-21-0 / 24-38-1	162 / 377	86-457 / 67-417	39 / 55	0 / 3
Missouri St.	38-27	22 / 21	10 / 5	11 / 14	1 / 2	36-212 / 32-52	19-31-1 / 24-43-0	385 / 357	67-597 / 75-409	139 / 19	3 / 0
Texas A&M	21-23	24 / 16	17 / 7	7 / 7	0 / 2	54-244 / 34-195	12-19-0 / 11-21-0	171 / 151	73-415 / 55-346	-1 / 15	1 / 0
Alabama	26-49	27 / 17	14 / 9	9 / 7	4 / 1	51-187 / 42-317	17-34-0 / 11-22-1	190 / 238	85-377 / 64-555	10 / 77	1 / 1
Mississippi St.	17-40	18 / 33	11 / 10	7 / 17	0 / 6	44-241 / 36-162	10-23-2 / 32-49-0	242 / 406	67-483 / 85-568	-5 / 78	2 / 0
BYU	52-35	34 / 27	14 / 7	18 / 16	2 / 4	42-277 / 30-115	29-40-0 / 26-41-1	367 / 356	82-644 / 71-471	0 / 5	1 / 3
Auburn	41-27	23 / 20	10 / 9	11 / 11	2 / 0	47-276 / 38-183	17-25-0 / 24-33-0	244 / 285	72-520 / 71-468	0 / 0	1 / 0
Liberty	19-21	22 / 17	10 / 9	11 / 8	1 / 0	42-144 / 38-91	23-37-2 / 15-25-1	284 / 224	79-428 / 63-315	38 / 34	2 / 1
LSU	10-13	15 / 15	11 / 11	4 / 4	0 / 0	46-133 / 51-200	12-22-0 / 8-15-1	116 / 86	68-249 / 66-286	21 / 18	2 / 2
Ole Miss	42-27	24 / 32	12 / 21	9 / 8	3 / 3	43-335 / 53-463	17-22-0 / 21-36-1	168 / 240	65-503 / 89-703	13 / 0	0 / 3
Totals	341-316	260 / 245	140 / 100	105 / 120	15 / 25	515-2568 / 414-1931	192-300-5 / 222-366-7	2552 / 3045	815-5120 / 780-4976	326 / 367	14 / 15

Opponents	3rd Down Conversion	4th Down Conversion	Time of Possession	TOP Margin	Avg Yds/Rush	Avg Yds/Pass	Avg Yds/Play	Punting Number-Avg	Penalties Number-Yards	Sacks
Cincinnati	8-16 / 8-16	0-0 / 1-1	28:36 / 31:24	-02:48	5.0 / 3.6	8.6 / 7.6	6.3 / 5.9	6-38.5 / 4-46.3	7-63.0 / 10-65.0	3 / 2
South Carolina	9-16 / 3-10	2-3 / 1-2	34:38 / 25:22	09:16	4.5 / 1.4	7.7 / 9.9	5.3 / 6.2	3-35.7 / 3-34.7	10-121.0 / 5-41.0	6 / 2
Missouri St.	5-13 / 7-18	1-2 / 1-1	24:09 / 35:51	-11:42	5.9 / 1.6	12.4 / 8.3	8.9 / 5.5	3-37.7 / 8-47.5	6-58.0 / 8-63.0	8 / 0
Texas A&M	6-15 / 4-12	2-2 / 0-0	31:30 / 29:26	02:04	4.5 / 5.7	9.0 / 7.2	5.7 / 6.3	6-36.3 / 5-43.6	3-30.0 / 9-65.0	3 / 2
Alabama	5-17 / 9-14	0-1 / 0-2	33:22 / 26:38	06:44	3.7 / 7.5	5.6 / 10.8	4.4 / 8.7	8-42.5 / 3-45.7	6-31.0 / 10-101.0	1 / 3
Mississippi St.	8-16 / 5-13	0-3 / 3-4	24:19 / 35:41	-11:22	5.5 / 4.5	10.5 / 8.3	7.2 / 6.7	4-41.0 / 3-43.7	10-84.0 / 4-45.0	0 / 2
BYU	12-15 / 7-13	0-1 / 1-3	31:13 / 28:47	02:26	6.6 / 3.8	9.2 / 8.7	7.9 / 6.6	1-62.0 / 2-43.0	7-98.0 / 4-50.0	0 / 0
Auburn	8-14 / 11-19	0-0 / 0-0	29:50 / 30:10	-00:20	5.9 / 4.8	9.8 / 8.6	7.2 / 6.6	3-43.0 / 5-41.2	10-53.0 / 7-55.0	3 / 3
Liberty	4-16 / 7-15	4-6 / 0-1	29:22 / 30:38	-01:16	3.4 / 2.4	7.7 / 9.0	5.4 / 5.0	6-44.2 / 7-35.9	6-36.0 / 3-27.0	4 / 4
LSU	6-17 / 4-14	0-2 / 1-2	27:16 / 32:44	-05:28	2.9 / 3.9	5.3 / 5.7	3.7 / 4.3	7-39.6 / 6-43.5	2-15.0 / 7-44.0	7 / 5
Ole Miss	5-12 / 7-16	0-0 / 2-3	29:50 / 30:10	-00:20	7.8 / 8.7	7.6 / 6.7	7.7 / 7.9	6-34.8 / 2-34.0	7-61.0 / 12-116.0	2 / 1
Totals	76-167 / 72-160	9-20 / 10-19	324:05 / 336:51	-12:46	5.0 / 4.7	8.5 / 8.3	6.3 / 6.4	53-39.9 / 48-42.2	74-650.0 / 79-672.0	37 / 24

Note: Game totals are displayed in the format TEAM/OPPONENT for each category

ARKANSAS INDIVIDUAL STATISTICS

Rushing

Player	gp	att	gain	loss	net	avg	td	lg	avg/g
Raheim Sanders	11	209	1422	43	1379	6.6	10	76	125.4
KJ Jefferson	9	125	611	139	472	3.8	6	26	52.4
AJ Green	11	73	319	9	310	4.2	2	19	28.2
Malik Hornsby	7	31	216	44	172	5.5	0	52	24.6
Rashod Dubinion	11	45	170	15	155	3.4	3	14	14.1
Dominique Johnson	4	8	43	0	43	5.4	0	12	10.8
Ketron Jackson Jr.	11	1	19	0	19	19.0	0	19	1.7
Cade Fortin	3	7	33	16	17	2.4	0	17	5.7
James Joiner	1	3	9	0	9	3.0	0	4	9.0
Jadon Haselwood	11	8	16	9	7	0.9	0	8	0.6
Matt Landers	11	1	6	0	6	6.0	0	6	0.5
Team	11	4	0	21	-21	-5.3	0	0	-1.9
Total	11	515	2864	296	2568	5.0	21	76	233.5
Opponents	11	414	2245	314	1931	4.7	22	77	175.5

Passing

Player	gp	effic	comp-att-int	pct	yds	td	lg	avg/g
KJ Jefferson	9	166.2	165-244-3	67.6	2149	20	73	238.8
Cade Fortin	3	98.8	14-29-0	48.3	135	1	40	45.0
Malik Hornsby	7	128.9	13-27-2	48.1	268	1	68	38.3
Total	11	156.3	192-300-5	64.0	2552	22	73	232.0
Opponents	11	142.9	222-366-7	60.7	3045	18	64	276.8

Receiving

Player	gp	no.	yds	avg	td	lg	avg/g
Jadon Haselwood	11	52	628	12.1	3	68	57.1
Matt Landers	11	40	701	17.5	6	56	63.7
Raheim Sanders	11	25	249	10.0	1	73	22.6
Trey Knox	11	22	267	12.1	5	36	24.3
Ketron Jackson Jr.	11	15	270	18.0	3	64	24.5
Warren Thompson	9	12	178	14.8	2	56	19.8
Bryce Stephens	11	8	92	11.5	1	54	8.4
Rashod Dubinion	11	8	83	10.4	1	29	7.5
Hudson Henry	8	2	14	7.0	0	9	1.8
Malik Hornsby	7	2	8	4.0	0	9	1.1
Nathan Bax	9	2	5	2.5	0	5	0.6
AJ Green	11	2	45	22.5	0	30	4.1
Jaedon Wilson	7	1	2	2.0	0	2	0.3
Isaiah Sategna	2	1	10	10.0	0	10	5.0
Total	11	192	2552	13.3	22	73	232.0
Opponents	11	222	3045	13.7	18	64	276.8

ARKANSAS INDIVIDUAL STATISTICS

Scoring

Player	td	fg	PAT						pts
			kick	rush	rcv	pass	dxp	saf	
Cam Little	-	10-13	41-41	-	-	-	-	-	71
Raheim Sanders	11	-	-	1	-	-	-	-	68
KJ Jefferson	6	-	-	-	-	-	-	-	36
Matt Landers	6	-	-	-	-	-	-	-	36
Trey Knox	5	-	-	-	-	-	-	-	30
Rashod Dubinion	4	-	-	-	-	-	-	-	24
Jadon Haselwood	3	-	-	-	-	-	-	-	18
Ketron Jackson Jr.	3	-	-	-	-	-	-	-	18
Warren Thompson	2	-	-	-	-	-	-	-	12
AJ Green	2	-	-	-	-	-	-	-	12
Bryce Stephens	2	-	-	-	-	-	-	-	12
Total	44	10-13	41-41	1	0	0	0	2	341
Opponents	41	11-19	31-34	0	3	3	0	0	316

Total Offense

Player	g	plays	rush	pass	total	avg/g
KJ Jefferson	9	369	472	2149	2621	291.2
Raheim Sanders	11	209	1379	0	1379	125.4
Malik Hornsby	7	58	172	268	440	62.9
AJ Green	11	73	310	0	310	28.2
Rashod Dubinion	11	45	155	0	155	14.1
Cade Fortin	3	36	17	135	152	50.7
Dominique Johnson	4	8	43	0	43	10.8
Ketron Jackson Jr.	11	1	19	0	19	1.7
James Jointer	1	3	9	0	9	9.0
Jadon Haselwood	11	8	7	0	7	0.6
Matt Landers	11	1	6	0	6	0.5
Team	11	0	-21	0	-21	-1.9
Total	11	815	2568	2552	5120	465.5
Opponents	11	780	1931	3045	4976	452.4

Field Goals

Player	fg	pct.	01-19	20-29	30-39	40-49	50-99	lg	blk
Cam Little	10-13	76.9	0-0	4-4	4-4	0-2	2-3	51	0
Opponents	11-19	57.9	0-0	5-6	4-5	2-5	0-3	46	1

FG Sequence

Team Name	Arkansas	Opponents
Cincinnati	(32)	25,48,(26)
South Carolina	50	(28)
Missouri St.	(27)	(28),(31)
Texas A&M	42	(31),53
Alabama	(22),(34)	53
Mississippi St.	(51)	40
BYU	(34)	
Auburn	(27),(37)	46,(46),(24),52
Liberty	(50)	
LSU	(28)	(38),(29)

Numbers in (parentheses) indicate field goal was made

Punting

Player	no.	yds	avg	lg	tb	fc	i20	50+	blk
Max Fletcher	32	1202	37.6	51	1	11	12	3	0
Reid Bauer	20	885	44.3	78	2	5	8	6	0
Team	1	28	28.0	0	0	0	0	0	1
Total	53	2115	39.9	78	3	16	20	9	1
Opponents	48	2027	42.2	64	1	18	17	10	1

Kickoffs

Player	no.	yds	avg	tb	ob	retn	net	ydl
Jake Bates	62	4000	64.5	52	1			
Total	62	4000	64.5	52	1	8	40	25
Opponents	61	3674	60.2	41	4	9	38.2	26

GAME-BY-GAME OFFENSIVE LINE SNAPS

Player	Total	CIN	SC	MSU	A&M	ALA	MSU	BYU	AUB	LIB	LSU	OM	MIZ
Brady Latham	831	73	88	67	73	89	67	85	70	82	69	68	
Ricky Stromberg	831	73	88	67	73	89	67	85	70	82	69	68	
Beaux Limmer	831	73	88	67	73	89	61	85	76	82	69	68	
Luke Jones	828	73	88	67	73	89	64	85	70	82	69	68	
Dalton Wagner	750	73	79	67	73	89	67	85	70	82	-	65	
Ty'Kieast Crawford	96	0	9	0	0	0	9	-	6	0	69	3	
E'Marion Harris	6	-	-	-	-	-	-	-	6	-	-	-	
Devon Manuel	6	-	-	-	-	-	-	-	6	-	-	-	
Jalen St. John	6	0	0	0	0	0	0	0	6	0	-	-	
Patrick Kutas	1	0	0	0	0	1	0	0	0	0	0	0	

ARKANSAS INDIVIDUAL STATISTICS

All Purpose

Player	g	rush	rcv	pr	kr	ir	total	avg/g
Raheim Sanders	11	1379	249	0	0	0	1628	148.0
Matt Landers	11	6	701	0	0	0	707	64.3
Jadon Haselwood	11	7	628	0	0	0	635	57.7
KJ Jefferson	9	472	0	0	0	0	472	52.4
AJ Green	11	310	45	0	89	0	444	40.4
Ketron Jackson Jr.	11	19	270	0	0	0	289	26.3
Trey Knox	11	0	267	0	0	0	267	24.3
Rashod Dubinion	11	155	83	0	0	0	238	21.6
Bryce Stephens	11	0	92	138	0	0	230	20.9
Malik Hornsby	7	172	8	0	0	0	180	25.7
Warren Thompson	9	0	178	0	0	0	178	19.8
Dwight McGlothern	11	0	0	0	0	48	48	4.4
Dominique Johnson	4	43	0	0	0	0	43	10.8
Bumper Pool	11	0	0	0	34	0	34	3.1
Cade Fortin	3	17	0	0	0	0	17	5.7
Hudson Henry	8	0	14	0	0	0	14	1.8
Drew Sanders	11	0	0	0	0	13	13	1.2
Isaiah Sategna	2	0	10	0	0	0	10	5.0
James Jointer	1	9	0	0	0	0	9	9.0
Nathan Bax	9	0	5	0	0	0	5	0.6
Latavious Brini	11	0	0	0	0	5	5	0.5
Jaedon Wilson	7	0	2	0	0	0	2	0.3
Team	11	-21	0	0	0	0	-21	-1.9
Total	11	2568	2552	138	123	66	5447	495.2
Opponents	11	1931	3045	144	187	21	5328	484.4

Punt Returns

Player	no.	yds	avg	td	lg
Bryce Stephens	14	138	9.9	1	82
Total	14	138	9.9	1	82
Opponents	10	144	14.4	0	45

Interceptions

Player	no.	yds	avg	td	lg
Dwight McGlothern	3	48	16.0	0	51
Hudson Clark	1	0	0.0	0	0
Latavious Brini	1	5	5.0	0	5
Drew Sanders	1	13	13.0	0	13
Quincey McAdoo	1	0	0.0	0	0
Total	7	66	9.4	0	51
Opponents	5	21	4.2	0	13

Kick Returns

Player	no.	yds	avg	td	lg
AJ Green	6	89	14.8	0	34
Bumper Pool	1	34	34.0	0	34
Total	7	123	17.6	0	34
Opponents	8	187	23.4	0	33

Fumble Returns

Player	no.	yds	avg	td	lg
Latavious Brini	2	2	1.0	0	2
Jordan Domineck	1	2	2.0	0	2
Dwight McGlothern	1	0	0.0	0	0
Drew Sanders	1	0	0.0	0	0
Chris Paul Jr.	1	0	0.0	0	0
Hudson Clark	2	-5	-2.5	0	0
Total	8	-1	-0.1	0	2
Opponents	9	15	1.7	1	15

ARKANSAS DEFENSIVE STATISTICS

##	Player	gp	Tackles				Sacks	Pass defense			Fumbles	blkd		
			ua	a	tot	tfl/yds	no-yds	int-yds	brup	qbh	fr-yds	ff	kick	saf
42	Drew Sanders	11	37	59	96	12.5-45	8.5-39	1-13	3	6	1-0	3	.	.
10	Bumper Pool	11	37	55	92	4.5-20	2-16	.	3	5
15	Simeon Blair	11	31	29	60	1-1	.	.	5
17	Hudson Clark	11	25	31	56	2-5	.	1-0	10	.	2--5	2	.	.
7	Latavious Brini	11	27	21	48	3-6	.	1-5	1	1	2-2	1	.	.
27	Chris Paul Jr.	11	26	15	41	7-37	4-31	.	.	2	1-0	1	.	.
3	Dwight McGlothorn	11	35	5	40	.	.	3-48	7	.	1-0	2	.	.
8	Jayden Johnson	10	15	16	31	2.5-13	1.5-8	.	.	3	.	1	.	.
56	Zach Williams	11	10	21	31	6.5-35	4.5-32	.	.	6
14	Jordan Domineck	11	14	15	29	7.5-48	6.5-46	.	.	.	1-2	2	.	.
2	Myles Slusher	6	18	10	28	5-13	2-6	.	1	2
5	Cameron Ball	11	6	20	26	1.5-3	.	.	.	1
19	Khari Johnson	10	10	15	25	.	.	.	1
99	Terry Hampton	11	6	16	22	2.5-9	1-7	.	1
40	Landon Jackson	11	9	12	21	3-23	3-23	.	1	2	.	1	1	.
24	Quincey McAdoo	7	11	5	16	1-1	1-1	1-0	3	.	.	.	1	.
50	Eric Gregory	11	5	11	16	4-14	2-11	.	.	4
33	Isaiah Nichols	11	8	7	15	1-4	.	.	1	2
18	Trent Gordon	11	7	7	14
4	Malik Chavis	10	4	8	12
58	Jashaud Stewart	8	6	5	11	1.5-1	1-1	.	1	1
1	Jalen Catalon	1	5	3	8	1
36	Jordan Crook	11	4	1	5
45	Jackson Woodard	11	3	2	5
23	Dorian Gerald	7	1	2	3	1
37	Eric Thomas Jr.	10	.	2	2
14	Bryce Stephens	11	1	1	2
48	Eli Stein	11	2	.	2
11	LaDarrius Bishop	2	1	1	2
31	Max Fletcher	8	1	.	1
16	Keuan Parker	5	.	1	1
6	Jacorrei Turner	11	.	1	1
11	Sam Mbake	7	1	.	1
0	AJ Green	11	1	.	1
89	Nathan Bax	9	.	1	1
Totals		11	367	398	765	66-278	37-221	7-66	38	37	8--1	13	2	2
Opponents		11	417	472	889	70-282	24-185	5-21	37	14	9-15	9	1	0

GAME 12: MISSOURI

ARKANSAS INDIVIDUAL GAME HIGHS

RUSHES	24	Raheim Sanders vs Ole Miss (11/19/2022)
	24	Raheim Sanders vs South Carolina (09/10/2022)
YARDS RUSHING	232	Raheim Sanders vs Ole Miss (11/19/2022)
TD RUSHES	3	Raheim Sanders vs Ole Miss (11/19/2022)
LONG RUSH	76	Raheim Sanders at Auburn (10/29/2022)
PASS ATTEMPTS	40	KJ Jefferson at BYU (10/15/2022)
PASS COMPLETIONS	29	KJ Jefferson at BYU (10/15/2022)
YARDS PASSING	385	KJ Jefferson vs Missouri St. (09/17/2022)
TD PASSES	5	KJ Jefferson at BYU (10/15/2022)
LONG PASS	73	KJ Jefferson vs Missouri St. (09/17/2022)
RECEPTIONS	8	Jadon Haselwood vs Liberty (11/05/2022)
	8	Matt Landers at BYU (10/15/2022)
YARDS RECEIVING	123	Matt Landers vs Missouri St. (09/17/2022)
TD RECEPTIONS	3	Matt Landers at BYU (10/15/2022)
LONG RECEPTION	73	Raheim Sanders vs Missouri St. (09/17/2022)
PUNTS	8	Max Fletcher vs Alabama (10/01/2022)
PUNTING AVG	62.0	Reid Bauer at BYU (10/15/2022)
LONG PUNT	78	Reid Bauer at Auburn (10/29/2022)
PUNTS INSIDE 20	4	Max Fletcher vs Ole Miss (11/19/2022)
LONG PUNT RETURN	82	Bryce Stephens vs Missouri St. (09/17/2022)
LONG KICKOFF RETURN	34	AJ Green vs Missouri St. (09/17/2022)
	34	Bumper Pool vs South Carolina (09/10/2022)
TACKLES	16	Drew Sanders at Mississippi St. (10/08/2022)
SACKS	2.5	Jordan Domineck vs Missouri St. (09/17/2022)
TACKLES FOR LOSS	3.5	Drew Sanders vs Liberty (11/05/2022)

ARKANSAS TEAM GAME HIGHS

RUSHES	65	South Carolina (09/10/2022)
YARDS RUSHING	335	Ole Miss (11/19/2022)
YARDS PER RUSH	7.8	Ole Miss (11/19/2022)
TD RUSHES	5	South Carolina (09/10/2022)
PASS ATTEMPTS	40	at BYU (10/15/2022)
PASS COMPLETIONS	29	at BYU (10/15/2022)
YARDS PASSING	385	Missouri St. (09/17/2022)
YARDS PER PASS	12.4	Missouri St. (09/17/2022)
TD PASSES	5	at BYU (10/15/2022)
TOTAL PLAYS	86	South Carolina (09/10/2022)
TOTAL OFFENSE	644	at BYU (10/15/2022)
YARDS PER PLAY	8.9	Missouri St. (09/17/2022)
POINTS	52	at BYU (10/15/2022)
SACKS BY	8	Missouri St. (09/17/2022)
FIRST DOWNS	34	at BYU (10/15/2022)
PENALTIES	10	at Auburn (10/29/2022)
	10	at Mississippi St. (10/08/2022)
	10	South Carolina (09/10/2022)
PENALTY YARDS	121	South Carolina (09/10/2022)
TURNOVERS	3	Missouri St. (09/17/2022)
PUNTS	8	Alabama (10/01/2022)
PUNTING AVG	62.0	at BYU (10/15/2022)
LONG PUNT	78	at Auburn (10/29/2022)
PUNTS INSIDE 20	5	Ole Miss (11/19/2022)
LONG PUNT RETURN	82	Missouri St. (09/17/2022)

GAME 12: MISSOURI

OPPONENT INDIVIDUAL GAME HIGHS

RUSHES	24	Quinshon Judkins vs Ole Miss (11/19/2022)	INTERCEPTIONS	1	Dajahn Anthony vs Liberty (11/05/2022)
YARDS RUSHING	214	Quinshon Judkins vs Ole Miss (11/19/2022)		1	Robert Rahimi vs Liberty (11/05/2022)
TD RUSHES	2	Puka Nacua at BYU (10/15/2022)		1	Emmanuel Forbes at Mississippi St. (10/08/2022)
	2	Dillon Johnson at Mississippi St. (10/08/2022)		1	Jackie Matthews at Mississippi St. (10/08/2022)
	2	Jahmyr Gibbs vs Alabama (10/01/2022)		1	Tahj Chambers vs Missouri St. (09/17/2022)
LONG RUSH	77	Jalen Milroe vs Alabama (10/01/2022)			
PASS ATTEMPTS	49	Will Rogers at Mississippi St. (10/08/2022)			
PASS COMPLETIONS	32	Will Rogers at Mississippi St. (10/08/2022)			
YARDS PASSING	406	Will Rogers at Mississippi St. (10/08/2022)			
TD PASSES	3	Johnathan Bennett vs Liberty (11/05/2022)			
	3	Jaren Hall at BYU (10/15/2022)			
	3	Will Rogers at Mississippi St. (10/08/2022)			
LONG PASS	64	Spencer Rattler vs South Carolina (09/10/2022)			
RECEPTIONS	11	Jo'quavius Marks at Mississippi St. (10/08/2022)			
YARDS RECEIVING	189	Antwane Wells Jr. vs South Carolina (09/10/2022)			
TD RECEPTIONS	1	Malik Heath vs Ole Miss (11/19/2022)			
	1	Demario Douglas vs Liberty (11/05/2022)			
	1	Noah Frith vs Liberty (11/05/2022)			
	1	Treon Sibley vs Liberty (11/05/2022)			
	1	Camden Brown at Auburn (10/29/2022)			
	1	Puka Nacua at BYU (10/15/2022)			
	1	Isaac Rex at BYU (10/15/2022)			
	1	Kody Epps at BYU (10/15/2022)			
	1	Caleb Ducking at Mississippi St. (10/08/2022)			
	1	Austin Williams at Mississippi St. (10/08/2022)			
	1	Jaden Walley at Mississippi St. (10/08/2022)			
	1	JoJo Earle vs Alabama (10/01/2022)			
	1	Kobe Prentice vs Alabama (10/01/2022)			
	1	Evan Stewart vs Texas A&M (N) (09/24/2022)			
	1	Ty Scott vs Missouri St. (09/17/2022)			
	1	Antwane Wells Jr. vs South Carolina (09/10/2022)			
	1	Leonard Taylor vs Cincinnati (09/03/2022)			
	1	Nick Mardner vs Cincinnati (09/03/2022)			
LONG RECEPTION	64	Antwane Wells Jr. vs South Carolina (09/10/2022)			
FIELD GOALS	2	Jonathan Cruz vs Ole Miss (11/19/2022)			
	2	Damian Ramos vs LSU (11/12/2022)			
	2	Anders Carlson at Auburn (10/29/2022)			
	2	Jose Pizano vs Missouri St. (09/17/2022)			
LONG FIELD GOALS	46	Anders Carlson at Auburn (10/29/2022)			
PUNTS	8	Grant Burkett vs Missouri St. (09/17/2022)			
PUNTING AVG	47.5	Grant Burkett vs Missouri St. (09/17/2022)			
LONG PUNT	64	Grant Burkett vs Missouri St. (09/17/2022)			
PUNTS INSIDE 20	3	Aidan Alves vs Liberty (11/05/2022)			
	3	Oscar Chapman at Auburn (10/29/2022)			
	3	Grant Burkett vs Missouri St. (09/17/2022)			
LONG PUNT RETURN	45	Kool-Aid McKinstry vs Alabama (10/01/2022)			
LONG KICKOFF RETURN	33	Lideatrick Griffin at Mississippi St. (10/08/2022)			
TACKLES	13	Antonio Johnson vs Texas A&M (N) (09/24/2022)			
SACKS	3	Harold Perkins Jr. vs LSU (11/12/2022)			
TACKLES FOR LOSS	3.5	Durrell Johnson vs Liberty (11/05/2022)			
	3.5	Ivan Pace Jr. vs Cincinnati (09/03/2022)			

OPPONENT TEAM GAME HIGHS

RUSHES	53	Ole Miss (11/19/2022)
YARDS RUSHING	463	Ole Miss (11/19/2022)
YARDS PER RUSH	8.7	Ole Miss (11/19/2022)
TD RUSHES	5	Alabama (10/01/2022)
PASS ATTEMPTS	49	at Mississippi St. (10/08/2022)
PASS COMPLETIONS	32	at Mississippi St. (10/08/2022)
YARDS PASSING	406	at Mississippi St. (10/08/2022)
YARDS PER PASS	10.8	Alabama (10/01/2022)
TD PASSES	3	Liberty (11/05/2022)
	3	at BYU (10/15/2022)
	3	at Mississippi St. (10/08/2022)
TOTAL PLAYS	89	Ole Miss (11/19/2022)
TOTAL OFFENSE	703	Ole Miss (11/19/2022)
YARDS PER PLAY	8.7	Alabama (10/01/2022)
POINTS	49	Alabama (10/01/2022)
SACKS BY	5	LSU (11/12/2022)
FIRST DOWNS	33	at Mississippi St. (10/08/2022)
PENALTIES	12	Ole Miss (11/19/2022)
PENALTY YARDS	116	Ole Miss (11/19/2022)
TURNOVERS	3	Ole Miss (11/19/2022)
	3	at BYU (10/15/2022)
	3	South Carolina (09/10/2022)
PUNTS	8	Missouri St. (09/17/2022)
PUNTING AVG	47.5	Missouri St. (09/17/2022)
LONG PUNT	64	Missouri St. (09/17/2022)
PUNTS INSIDE 20	3	Liberty (11/05/2022)
	3	at Auburn (10/29/2022)
	3	Missouri St. (09/17/2022)
LONG PUNT RETURN	45	Alabama (10/01/2022)

GAME 12: MISSOURI

ARKANSAS 3RD-DOWN CONVERSIONS

Date	Opponent	Score	Overall	1st Qtr	2nd Qtr	3rd Qtr	4th Qtr	Overtime
09/03/2022	Cincinnati	W 31-24	8-16 50.0	0-2 0.0	4-7 57.1	2-3 66.7	2-4 50.0	0-0 0.0
09/10/2022	South Carolina	W 44-30	9-16 56.3	3-4 75.0	1-3 33.3	3-5 60.0	2-4 50.0	0-0 0.0
09/17/2022	Missouri St.	W 38-27	5-13 38.5	0-2 0.0	2-4 50.0	2-6 33.3	1-1 100.0	0-0 0.0
09/24/2022	vs Texas A&M	L 21-23	6-15 40.0	2-4 50.0	2-5 40.0	0-2 0.0	2-4 50.0	0-0 0.0
10/01/2022	Alabama	L 26-49	5-17 29.4	0-3 0.0	1-3 33.3	3-5 60.0	1-6 16.7	0-0 0.0
10/08/2022	at Mississippi St.	L 17-40	8-16 50.0	2-4 50.0	1-3 33.3	3-5 60.0	2-4 50.0	0-0 0.0
10/15/2022	at BYU	W 52-35	12-15 80.0	2-3 66.7	5-6 83.3	3-3 100.0	2-3 66.7	0-0 0.0
10/29/2022	at Auburn	W 41-27	8-14 57.1	1-3 33.3	2-5 40.0	4-4 100.0	1-2 50.0	0-0 0.0
11/05/2022	Liberty	L 19-21	4-16 25.0	0-4 0.0	1-3 33.3	3-5 60.0	0-4 0.0	0-0 0.0
11/12/2022	LSU	L 10-13	6-17 35.3	1-4 25.0	1-4 25.0	3-6 50.0	1-3 33.3	0-0 0.0
11/19/2022	Ole Miss	W 42-27	5-12 41.7	3-4 75.0	2-3 66.7	0-2 0.0	0-3 0.0	0-0 0.0
Arkansas			76-167 45.5	14-37 37.8	22-46 47.8	26-46 56.5	14-38 36.8	0-0 0.0
Opponents			72-160 45.0	22-45 48.9	17-44 38.6	16-35 45.7	17-36 47.2	0-0 0.0

ARKANSAS 4TH-DOWN CONVERSIONS

Date	Opponent	Score	Overall	1st Qtr	2nd Qtr	3rd Qtr	4th Qtr	Overtime
09/03/2022	Cincinnati	W 31-24	0-0 0.0	0-0 0.0	0-0 0.0	0-0 0.0	0-0 0.0	0-0 0.0
09/10/2022	South Carolina	W 44-30	2-3 66.7	1-1 100.0	1-1 100.0	0-1 0.0	0-0 0.0	0-0 0.0
09/17/2022	Missouri St.	W 38-27	1-2 50.0	1-1 100.0	0-1 0.0	0-0 0.0	0-0 0.0	0-0 0.0
09/24/2022	vs Texas A&M	L 21-23	2-2 100.0	0-0 0.0	1-1 100.0	0-0 0.0	1-1 100.0	0-0 0.0
10/01/2022	Alabama	L 26-49	0-1 0.0	0-0 0.0	0-0 0.0	0-0 0.0	0-1 0.0	0-0 0.0
10/08/2022	at Mississippi St.	L 17-40	0-3 0.0	0-1 0.0	0-0 0.0	0-1 0.0	0-1 0.0	0-0 0.0
10/15/2022	at BYU	W 52-35	0-1 0.0	0-0 0.0	0-0 0.0	0-0 0.0	0-1 0.0	0-0 0.0
10/29/2022	at Auburn	W 41-27	0-0 0.0	0-0 0.0	0-0 0.0	0-0 0.0	0-0 0.0	0-0 0.0
11/05/2022	Liberty	L 19-21	4-6 66.7	0-0 0.0	0-1 0.0	1-1 100.0	3-4 75.0	0-0 0.0
11/12/2022	LSU	L 10-13	0-2 0.0	0-1 0.0	0-0 0.0	0-1 0.0	0-0 0.0	0-0 0.0
11/19/2022	Ole Miss	W 42-27	0-0 0.0	0-0 0.0	0-0 0.0	0-0 0.0	0-0 0.0	0-0 0.0
Arkansas			9-20 45.0	2-4 50.0	2-4 50.0	1-4 25.0	4-8 50.0	0-0 0.0
Opponents			10-19 52.6	2-2 100.0	5-8 62.5	2-5 40.0	1-4 25.0	0-0 0.0

ARKANSAS TIME OF POSSESSION

09/03/2022	Cincinnati	W 31-24	28:56	04:19	06:56	06:27	09:14	00:00
09/10/2022	South Carolina	W 44-30	34:38	05:38	11:03	05:11	12:46	00:00
09/17/2022	Missouri St.	W 38-27	24:09	03:40	06:08	08:10	06:11	00:00
09/24/2022	vs Texas A&M	L 21-23	31:30	07:30	10:51	03:20	09:49	00:00
10/01/2022	Alabama	L 26-49	33:22	06:46	06:38	10:28	09:30	00:00
10/08/2022	at Mississippi St.	L 17-40	24:19	04:39	05:03	06:56	07:41	00:00
10/15/2022	at BYU	W 52-35	31:13	05:56	10:15	04:31	10:31	00:00
10/29/2022	at Auburn	W 41-27	29:50	05:14	08:20	06:01	10:15	00:00
11/05/2022	Liberty	L 19-21	29:22	06:47	05:54	03:08	13:33	00:00
11/12/2022	LSU	L 10-13	27:16	06:45	05:37	07:18	07:36	00:00
11/19/2022	Ole Miss	W 42-27	29:50	05:22	08:33	07:33	08:22	00:00
Arkansas			Total 324:05	62:36	86:58	69:03	105:28	00:00
Date	Opponent	Score	Overall	1st Qtr	2nd Qtr	3rd Qtr	4th Qtr	Overtime
Opponents			Avg. 29:28	05:41	07:54	06:17	09:35	00:00
Opponents			Total 336:51	89:15	92:07	71:55	83:34	00:00
Opponents			Avg. 30:37	08:07	08:22	06:32	07:36	00:00

GAME 12: MISSOURI

ARKANSAS PASSING GAME-BY-GAME STATISTICS

#1 KJ Jefferson	Comp	Att	Int	Pct	Yards	TD	Long	Sacked	Effic.
Cincinnati	18	26	0	69.2	223	3	32	2-19	179.4
South Carolina	18	21	0	85.7	162	1	23	2-12	166.2
Missouri St.	19	31	1	61.3	385	2	73	0-0	180.5
Texas A&M	12	19	0	63.2	171	2	56	1-7	173.5
Alabama	13	24	0	54.2	155	1	36	3-24	122.2
BYU	29	40	0	72.5	367	5	39	0-0	190.8
Auburn	16	24	0	66.7	234	1	56	3-18	162.3
Liberty	23	37	2	62.2	284	2	36	4-32	133.7
Ole Miss	17	22	0	77.3	168	3	23	1-11	186.4
Totals	165	244	3	67.6	2149	20	73	16-123	166.2

#4 Malik Hornsby	Comp	Att	Int	Pct	Yards	TD	Long	Sacked	Effic.
Mississippi St.	8	17	2	47.1	234	1	68	1-2	158.6
Auburn	1	1	0	100.0	10	0	10	0-0	184.0
LSU	4	9	0	44.4	24	0	11	4-39	66.8
Totals	13	27	2	48.1	268	1	68	5-41	128.9

#10 Cade Fortin	Comp	Att	Int	Pct	Yards	TD	Long	Sacked	Effic.
Alabama	4	10	0	40.0	35	0	16	0-0	69.4
Mississippi St.	2	6	0	33.3	8	0	6	1-9	44.5
LSU	8	13	0	61.5	92	1	40	1-7	146.4
Totals	14	29	0	48.3	135	1	40	2-16	98.8

ARKANSAS RUSHING/RECEIVING GAME-BY-GAME STATISTICS

Rushing

Player	No-Yds/TD	UC	USC	MOST	TA&M	Bama	MSU	BYU	AUB	Lib	LSU	OM
Raheim Sanders	209-1379/10	20-117/0	24-156/2	22-167/1	17-68/0	22-101/1	20-86/1	15-175/2	16-171/0	17-60/0	12-46/0	24-232/3
KJ Jefferson	125-472/6	18-62/1	19-67/1	9-40/1	18-105/1	17-38/0	DNP	10-32/0	10-45/2	16-36/0	DNP	8-47/0
AJ Green	73-310/2	3-18/0	9-43/1	2-2/0	9-36/0	5-18/1	6-14/0	11-51/0	10-25/0	6-56/0	7-31/0	5-16/0
Rashod Dubinion	45-155/3	2-16/0	8-15/1	2-6/0	2-17/0	4-10/0	7-28/0	4-16/0	5-11/2	2-6/0	3-2/0	6-40/0
Malik Hornsby	31-172/0	1-13/0	1-8/0	DNP	1-0/0	DNP	8-114/0	1-0/0	1-0/0	DNP	18-37/0	DNP
Dominique Johnson	8-43/0	DNP	DNP	DNP	5-32/0	2-11/0	1-0/0	-	DNP	DNP	DNP	DNP
Jadon Haselwood	8-7/0	1-2/0	2-5/0	-	1-5/0	-	1-8/0	1-3/0	-	1-2/0	1-0/0	-
Cade Fortin	7-17/0	DNP	DNP	DNP	DNP	1-9/0	1-9/0	DNP	DNP	DNP	5-17/0	DNP
James Jointer	3-9/0	DNP	DNP	DNP	DNP	DNP	DNP	DNP	3-9/0	DNP	DNP	DNP
Ketron Jackson Jr.	1-19/0	-	-	-	-	-	-	-	1-19/0	-	-	-
Matt Landers	1-6/0	-	1-6/0	-	-	-	-	-	-	-	-	-

Receiving

Player	No-Yds/TD	UC	USC	MOST	TA&M	Bama	MSU	BYU	AUB	Lib	LSU	OM
Jadon Haselwood	52-628/3	3-42/1	5-30/0	5-86/1	5-56/0	6-37/0	3-113/0	4-42/0	5-61/1	8-86/0	5-39/0	3-36/0
Matt Landers	40-701/6	3-43/0	4-45/0	7-123/0	1-19/0	2-31/0	-	8-99/3	4-115/0	6-119/0	2-69/1	3-38/2
Raheim Sanders	25-249/1	3-12/0	3-30/0	2-75/1	-	2-19/0	4-49/0	1-4/0	1-6/0	2-25/0	2-0/0	5-29/0
Trey Knox	22-267/5	6-75/2	1-5/0	3-30/0	1-8/0	1-36/0	-	4-66/1	1-0/0	2-13/2	-	3-34/0
Ketron Jackson Jr.	15-270/3	-	1-7/0	1-64/0	1-32/1	4-48/1	1-21/0	3-55/0	1-7/0	-	1-4/0	2-32/1
Warren Thompson	12-178/2	2-22/0	3-36/1	1-7/0	2-57/1	DNP	-	1-7/0	1-29/0	2-20/0	-	DNP
Bryce Stephens	8-92/1	-	-	-	-	-	2-59/1	1-7/0	2-11/0	2-12/0	1-3/0	-
Rashod Dubinion	8-83/1	1-29/0	-	-	-	1-14/0	-	4-40/1	-	-	1-1/0	1-1/0
AJ Green	2-45/0	-	-	-	-	-	-	2-45/0	-	-	-	-
Hudson Henry	2-14/0	DNP	-	DNP	DNP	-	-	-	1-5/0	1-9/0	-	-
Malik Hornsby	2-8/0	-	1-9/0	DNP	1-1/0	DNP	-	-	-	DNP	-	DNP
Nathan Bax	2-5/0	-	-	-	1-0/0	1-5/0	-	-	-	DNP	DNP	-
Isaiah Sategna	1-10/0	DNP	DNP	DNP	DNP	DNP	DNP	-	1-10/0	DNP	DNP	DNP
Jaedon Wilson	1-2/0	DNP	-	-	DNP	-	-	1-2/0	-	DNP	DNP	-

ARKANSAS RETURNS GAME-BY-GAME STATISTICS

Punt Returns

Player	No-Yds	UC	USC	MOST	TA&M	Bama	MSU	BYU	AUB	Lib	LSU	OM
Bryce Stephens	14-138	1-3	2-10	3-105	2--1	1-13	1--3	-	-	1--3	3-14	-

Kick Returns

Player	No-Yds	UC	USC	MOST	TA&M	Bama	MSU	BYU	AUB	Lib	LSU	OM
AJ Green	6-89	1-16	-	1-34	-	-	1--2	-	-	3-41	-	-
Bumper Pool	1-34	-	1-34	-	-	-	-	-	-	-	-	-

Interceptions Returns

Player	No-Yds	UC	USC	MOST	TA&M	Bama	MSU	BYU	AUB	Lib	LSU	OM
Dwight McGlothorn	3-48	1-51	1-0	-	-	1--3	-	-	-	-	-	-
Drew Sanders	1-13	-	-	-	-	-	-	-	-	-	-	1-13
Latavious Brini	1-5	-	-	-	-	-	-	-	-	-	1-5	-
Hudson Clark	1-0	-	-	-	-	-	-	1-0	-	-	-	-
Quincey McAdoo	1-0	DNP	DNP	-	-	DNP	DNP	-	-	1-0	-	-

Fumble Returns

Player	No-Yds	UC	USC	MOST	TA&M	Bama	MSU	BYU	AUB	Lib	LSU	OM
Latavious Brini	2-2	-	-	-	-	-	-	1-0	-	-	1-2	-
Hudson Clark	2--5	-	1--5	-	-	-	-	1-0	-	-	-	-
Jordan Domineck	1-2	1-2	-	-	-	-	-	-	-	-	-	-
Dwight McGlothorn	1-0	-	-	-	-	-	-	-	-	-	-	1-0
Chris Paul Jr.	1-0	-	1-0	-	-	-	-	-	-	-	-	-
Drew Sanders	1-0	-	-	-	-	-	-	-	-	-	-	1-0

ARKANSAS TACKLES FOR LOSS GAME-BY-GAME STATISTICS

Player	UA-A	Total	UC	USC	MOST	TA&M	Bama	MSU	BYU	AUB	Lib	LSU	OM
Drew Sanders	10-5	12.5	1.0-6	3.0-14	2.0-10	0.5-4	1.0-4	-	-	-	3.5-5	1.0-2	0.5-0
Jordan Domineck	7-1	7.5	1.0-10	1.0-10	2.5-15	-	-	-	-	1.0-7	1.0-4	1.0-2	-
Chris Paul Jr.	7-0	7.0	-	2.0-12	-	-	-	-	1.0-1	1.0-7	-	2.0-16	1.0-1
Zach Williams	5-3	6.5	1.5-8	-	2.0-15	0.5-4	-	-	-	-	1.0-1	0.5-6	1.0-1
Myles Slusher	5-0	5.0	1.0-1	DNP	DNP	1.0-4	-	DNP	DNP	1.0-1	1.0-5	DNP	1.0-2
Bumper Pool	4-1	4.5	1.0-2	1.0-15	-	-	1.5-2	-	-	-	1.0-1	-	-
Eric Gregory	3-2	4.0	-	-	-	2.0-5	-	-	-	-	0.5-0	1.0-8	0.5-1
Latavious Brini	3-0	3.0	-	-	-	-	-	-	1.0-2	2.0-4	-	-	-
Landon Jackson	1-4	3.0	0.5-6	-	1.0-6	1.0-10	-	-	-	-	-	0.5-1	-
Jayden Johnson	2-1	2.5	-	1.0-6	1.5-7	-	-	-	DNP	-	-	-	-
Terry Hampton	1-3	2.5	1.0-1	-	-	-	0.5-1	-	-	-	-	1.0-7	-
Hudson Clark	2-0	2.0	-	-	-	-	1.0-3	-	-	1.0-2	-	-	-
Cameron Ball	1-1	1.5	-	-	-	-	-	-	1.0-2	-	0.5-1	-	-
Jashaud Stewart	1-1	1.5	-	-	DNP	DNP	DNP	-	-	-	0.5-0	1.0-1	-
Isaiah Nichols	1-0	1.0	-	-	-	-	-	-	-	-	-	-	1.0-4
Simeon Blair	1-0	1.0	1.0-1	-	-	-	-	-	-	-	-	-	-
Quincey McAdoo	1-0	1.0	DNP	DNP	-	-	DNP	DNP	-	-	-	-	1.0-1

ARKANSAS SACKS GAME-BY-GAME STATISTICS

Player	UA-A	Total	UC	USC	MOST	TA&M	Bama	MSU	BYU	AUB	Lib	LSU	OM
Drew Sanders	7-3	8.5	1-6	2-12	2-10	0.5-4	1-4	-	-	-	1-1	1-2	-
Jordan Domineck	6-1	6.5	1-10	1-10	2.5-15	-	-	-	-	1-7	1-4	-	-
Zach Williams	3-3	4.5	0.5-6	-	2-15	0.5-4	-	-	-	-	-	0.5-6	1-1
Chris Paul Jr.	4-0	4	-	1-8	-	-	-	-	-	1-7	-	2-16	-
Landon Jackson	1-4	3	0.5-6	-	1-6	1-10	-	-	-	-	-	0.5-1	-
Myles Slusher	2-0	2	-	DNP	DNP	-	-	DNP	DNP	1-1	1-5	DNP	-
Bumper Pool	2-0	2	-	1-15	-	-	-	-	-	-	1-1	-	-
Eric Gregory	2-0	2	-	-	-	1-3	-	-	-	-	-	1-8	-
Jayden Johnson	1-1	1.5	-	1-6	0.5-2	-	-	-	DNP	-	-	-	-
Quincey McAdoo	1-0	1	DNP	DNP	-	-	DNP	DNP	-	-	-	-	1-1
Jashaud Stewart	1-0	1	-	-	DNP	DNP	DNP	-	-	-	-	1-1	-
Terry Hampton	0-2	1	-	-	-	-	-	-	-	-	-	1-7	-

ARKANSAS TOTAL TACKLES GAME-BY-GAME STATISTICS

Player	S-A	Total	UC	USC	MOST	TA&M	Bama	MSU	BYU	AUB	Lib	LSU	OM
Drew Sanders	37-59	96	3-2	8-3	5-6	0-4	6-6	3-13	1-3	2-0	3-6	2-10	4-6
Bumper Pool	37-55	92	4-9	3-4	2-7	5-2	6-4	3-11	3-3	3-3	2-6	5-5	1-1
Simeon Blair	31-29	60	3-4	2-3	9-1	1-2	3-6	3-2	0-2	4-0	2-5	2-1	2-3
Hudson Clark	25-31	56	2-1	2-1	-	1-0	1-1	2-6	4-7	4-0	3-4	3-6	3-5
Latavious Brini	27-21	48	2-3	3-1	1-4	1-3	0-1	2-3	6-0	7-0	1-4	0-2	4-0
Chris Paul Jr.	26-15	41	1-4	5-0	1-1	0-1	0-2	3-2	2-1	4-1	2-0	3-1	5-2
Dwight McGlothern	35-5	40	3-1	3-1	1-0	2-0	1-0	2-1	5-0	7-0	3-0	2-0	6-2
Jayden Johnson	15-16	31	1-1	3-0	2-3	3-3	2-1	0-2	DNP	-	1-1	3-5	-
Zach Williams	10-21	31	1-1	0-1	2-3	0-1	1-3	0-3	1-2	0-1	1-2	1-2	3-2
Jordan Domineck	14-15	29	1-1	1-0	4-3	2-1	1-1	1-4	1-1	1-0	1-0	1-2	0-2
Myles Slusher	18-10	28	3-0	DNP	DNP	4-2	1-0	DNP	DNP	4-1	2-3	DNP	4-4
Cameron Ball	6-20	26	1-1	0-2	0-2	-	0-1	0-5	2-1	1-1	0-2	0-4	2-1
Khari Johnson	10-15	25	-	1-2	1-3	1-0	2-0	1-8	DNP	4-2	-	-	-
Terry Hampton	6-16	22	2-1	0-2	0-2	1-0	0-3	0-3	1-1	2-1	-	0-2	0-1
Landon Jackson	9-12	21	2-3	-	2-2	2-1	1-1	1-2	-	-	1-2	0-1	-
Quincey McAdoo	11-5	16	DNP	DNP	-	-	DNP	DNP	-	-	1-2	4-2	6-1
Eric Gregory	5-11	16	-	0-1	-	2-1	0-3	-	1-1	-	0-3	1-0	1-2
Isaiah Nichols	8-7	15	-	3-0	1-1	0-2	-	1-0	0-1	1-0	0-1	0-1	2-1
Trent Gordon	7-7	14	-	-	-	-	-	1-4	4-3	2-0	-	-	-
Malik Chavis	4-8	12	-	-	1-0	0-1	0-1	1-3	0-1	DNP	1-2	-	1-0
Jashaud Stewart	6-5	11	0-1	0-1	DNP	DNP	DNP	1-0	-	-	0-1	3-2	2-0
Jalen Catalon	5-3	8	5-3	DNP	DNP	DNP	DNP	DNP	DNP	DNP	DNP	DNP	DNP
Jordan Crook	4-1	5	-	2-0	-	-	-	0-1	-	2-0	-	-	-
Jackson Woodard	3-2	5	0-1	-	-	-	1-0	0-1	1-0	1-0	-	-	-
Dorian Gerald	1-2	3	-	-	-	DNP	DNP	DNP	-	1-0	DNP	0-2	-
Eli Stein	2-0	2	1-0	-	-	-	-	-	1-0	-	-	-	-
Bryce Stephens	1-1	2	-	-	-	-	-	1-1	-	-	-	-	-
LaDarrius Bishop	1-1	2	1-0	0-1	DNP	DNP	DNP	DNP	DNP	DNP	DNP	DNP	DNP
Eric Thomas Jr.	0-2	2	0-1	0-1	-	-	-	-	-	-	DNP	-	-
Max Fletcher	1-0	1	-	-	1-0	-	-	-	DNP	DNP	DNP	-	-
Sam Mbake	1-0	1	DNP	-	1-0	-	-	-	-	DNP	-	DNP	DNP
AJ Green	1-0	1	-	-	-	-	-	1-0	-	-	-	-	-
Keuan Parker	0-1	1	-	DNP	DNP	DNP	DNP	-	0-1	-	DNP	-	DNP
Jacorrei Turner	0-1	1	-	-	-	-	-	-	-	-	-	-	0-1
Nathan Bax	0-1	1	-	-	-	-	-	0-1	-	-	DNP	DNP	-

ARKANSAS FUMBLES GAME-BY-GAME STATISTICS

Fumbles

Player	No-Lost	UC	USC	MOST	TA&M	Bama	MSU	BYU	AUB	Lib	LSU	OM
KJ Jefferson	6-4	2-1	-	1-1	1-1	-	DNP	-	1-1	1-0	DNP	-
Raheim Sanders	2-2	-	-	1-1	-	-	-	1-1	-	-	-	-
AJ Green	1-0	-	-	-	-	-	1-0	-	-	-	-	-
Malik Hornsby	1-0	-	-	DNP	-	DNP	-	-	-	DNP	1-0	DNP
Rashod Dubinion	1-1	-	-	-	-	1-1	-	-	-	-	-	-
Jadon Hazelwood	1-0	1-0	-	-	-	-	-	-	-	-	-	-
Cade Fortin	1-1	DNP	DNP	DNP	DNP	-	-	DNP	DNP	DNP	1-1	DNP
Bryce Stephens	1-0	-	-	-	1-0	-	-	-	-	-	-	-

Fumbles Forced

Player	Number	UC	USC	MOST	TA&M	Bama	MSU	BYU	AUB	Lib	LSU	OM
Drew Sanders	3	-	2	-	-	-	-	1	-	-	-	-
Dwight McGlothern	2	-	-	-	-	-	-	1	-	-	-	1
Jordan Domineck	2	1	-	-	-	-	-	-	-	-	1	-
Hudson Clark	2	1	-	-	-	1	-	-	-	-	-	-
Latavious Brini	1	-	1	-	-	-	-	-	-	-	-	-
Jayden Johnson	1	-	1	-	-	-	-	DNP	-	-	-	-
Chris Paul Jr.	1	-	1	-	-	-	-	-	-	-	-	-
Landon Jackson	1	-	-	-	1	-	-	-	-	-	-	-

Fumbles Recovered

Player	Number	UC	USC	MOST	TA&M	Bama	MSU	BYU	AUB	Lib	LSU	OM
Latavious Brini	2	-	-	-	-	-	-	1	-	-	1	-
Hudson Clark	2	-	1	-	-	-	-	1	-	-	-	-
Dwight McGlothern	1	-	-	-	-	-	-	-	-	-	-	1
Jordan Domineck	1	1	-	-	-	-	-	-	-	-	-	-
Chris Paul Jr.	1	-	1	-	-	-	-	-	-	-	-	-
Drew Sanders	1	-	-	-	-	-	-	-	-	-	-	1

WEEKLY MEDIA SCHEDULE: MISSOURI

20 SUN	21 MON	22 TUES	23 WED	24 THURS	25 FRI	26 SAT
No media availability	Noon Presser: Coach Pittman 3:55 p.m. Practice Viewing	3:50 p.m. Practice Viewing 5:30 p.m. Zoom: Student-Athletes	No media availability	No media availability	Gameday Missouri Kickoff - 2:30 p.m. TV - CBS Postgame Presser Coach Pittman & Student-Athletes	No media availability

ARKANSAS COMMUNICATIONS



KYLE PARKINSON

Associate AD/Communications

Cell(479) 387-4753
Email.....kparkin@uark.edu
Twitter.....@TheOtherKP



OLIVER GRIGG

Assistant Director/Communications

Cell(479) 502-6577
Email.....ogrigg@uark.edu
Twitter.....@Oliver_Grigg



GRACE TAFOLLA

Assistant Director/Communications

Cell(479) 684-9591
Email.....gtafolla@uark.edu
Twitter.....@GraceTafolla

Office: (479) 575-2751

Fax: (479) 575-7481

Fayetteville Press Box: (479) 575-6622

Little Rock Press Box: (501) 663-0514

GAME CREDENTIAL REQUESTS

All requests for media and/or photo credentials must be made online at SportsSystems.com/Arkansas. Requests should be made at least 10 days in advance. Credentials must be requested and will be granted on a game-by-game basis only. No multi-game or full season credentials will be issued.

Credentials will not be mailed. They may be picked up beginning three hours prior to kickoff at the media will call station at the base of the elevator at both Donald W. Reynolds Razorback Stadium in Fayetteville and War Memorial Stadium in Little Rock. Photo identification is required when picking up credentials.

ARKANSAS FTP SITE

An FTP site is available for members of the media. For more information concerning the FTP site, contact Michelle Glover (mlglover@uark.edu).

COLLEGEPRESSBOX.COM

CollegePressBox.com is the official media website for SEC football. Access and download weekly game notes, quotes, statistics, media guides, headshots, logos, flip cards and more for each of the SEC's members. Login information will be distributed to accredited media or you can apply for a password by sending an email to password@collegepressbox.com.

SEC WEEKLY TELECONFERENCE

In conjunction with the Southeastern Conference, head coach Sam Pittman will participate each week in the league's teleconference of football coaches. The teleconferences will be conducted every Wednesday from Aug. 31 to Nov. 16 from 10 a.m. CT to 12:30 p.m. CT. Accredited media members only may access the broadcast-quality teleconference. Callers may participate in the question-and-answer session with an individual coach or all SEC coaches. For more information and the teleconference number, contact the SEC Media Relations Office at (205) 458-3000.

10:00 a.m. Brian Kelly, LSU
10:10 a.m. Kirby Smart, Georgia
10:20 a.m. Billy Napier, Florida
10:30 a.m. OPEN
10:40 a.m. Sam Pittman, Arkansas
10:50 a.m. Josh Heupel, Tennessee
11:00 a.m. Nick Saban, Alabama
11:10 a.m. Shane Beamer, South Carolina
11:20 a.m. Elijah Drinkwitz, Missouri
11:30 a.m. Jimbo Fisher, Texas A&M
11:40 a.m. Mark Stoops, Kentucky
11:50 a.m. Mike Leach, Mississippi State
12:00 p.m. Lane Kiffin, Ole Miss
12:10 p.m. Carnell Williams, Auburn
12:20 p.m. Clark Lea, Vanderbilt

SAM PITTMAN LIVE

"Sam Pittman Live," Coach Pittman's weekly radio show presented by Lindsey and Westrock Coffee Company airs on Wednesday nights starting at 7 p.m. For the 14th straight year, the one-hour radio show will be broadcast live from the Catfish Hole. The show will be carried throughout the state of Arkansas on the Razorback Sports Network and locally in Fayetteville on 105.3 FM, 99.5, 92.1 FM and 1290 AM.

RAZORBACK FOOTBALL WITH SAM PITTMAN

"Razorback Football with Sam Pittman" is the official television coach's show of Razorback football. The one-hour show will air statewide and throughout the region on numerous television affiliates. A total of 12 shows will air throughout the season on the following stations: KATV (Sunday's at 10:30 p.m.), KFSM (Sunday at 10:30 p.m.) and KNXW (Sunday at 9:30 p.m.). The show will also be available regionally on Cox Sports Television on Wednesdays at 6 p.m. and Fox Sports Southwest on Tuesdays at 4 p.m.

RADIO AFFILIATES

Batesville.....	KWOZ-FM	103.3
Camden.....	KCCY-FM	95.3
Camden.....	KAMD-FM	97.1
Crossett.....	KAGH-FM.....	104.9
Crossett.....	KAGH-AM	800
DeQueen.....	KDQN-FM	92.1
DeWitt.....	KDEW-FM	97.3
El Dorado.....	KMRX-FM	96.1
Fayetteville.....	KQSM-FM	92.1
Fayetteville.....	KAKS-FM.....	99.5
Fayetteville.....	K237GR.....	95.3
Forrest City.....	KBFC-FM.....	93.5
Fort Smith.....	KERX-FM	95.3
Glenwood.....	KHGZ-FM.....	98.9
Glenwood.....	KHGZ-AM	670
Hot Springs/Mena.....	KTTG-FM	96.3
Jonesboro.....	KEGI-FM	100.5
Joplin, Mo.	KHST-FM	101.7
Little Rock.....	KABZ-FM	103.7
Magnolia.....	KZHE-FM	100.5
Marshall.....	KBCN-FM.....	104.3
Mena.....	KENA-FM.....	104.1
Monett, Mo.	KKBL-FM	95.9
Monticello.....	KGPO-FM.....	99.9
Morrilton.....	KCON-FM.....	99.3
Mountain Home.....	KOMT-FM	93.5
Ozark.....	KDYN-FM.....	96.7
Ozark.....	KDYN-AM	1540
Searcy.....	KRZS-FM	99.1
Texarkana.....	KKTK-AM.....	1400
Tulsa, Okla.	KYAL-FM	99.9
Tulsa, Okla.	KYAL-AM.....	1550
Wynne.....	KWYN-FM.....	92.5