



Wednesday, Dec. 28, 2022 • 4:30 p.m. • ESPN • Simmons Bank Liberty Stadium (58,325) • Memphis, Tenn.

## ESPN

Dave O'Brien (play-by-play)  
Dan Mullen (analyst)  
Taylor McGregor (reporter)

## ESPN RADIO

Clay Matvick (play-by-play)  
Rocky Boiman (analyst)  
Tera Talmadge (reporter)

## RAZORBACK/LEARFIELD RADIO NETWORK

Chuck Barrett (play-by-play)  
Quinn Grovey (analyst)  
Geno Bell (reporter)

## SIRIUS XM RADIO

Channel 84  
App 84

## ESPN RADIO

Channel 80 on SiriusXM  
App 80 on SiriusXM

## COACHING STAFF

Sam Pittman - Head Coach (3rd)  
Scott Fountain - Asst. HC/Special Teams Coordinator (3rd)  
Kendal Briles - Offensive Coordinator/Quarterbacks (3rd)  
Michael Scherer - Defensive Coordinator/Linebackers (2nd)  
Deke Adams - Defensive Line (1st)  
Dominique Bowman - Cornerbacks (1st)  
Kenny Guiton - Wide Receivers (2nd)  
Cody Kennedy - Offensive Line (2nd)  
Jimmy Smith - Running Backs (3rd)  
Morgan Turner - Tight Ends (1st)

## FOUR DOWNS

39

>>>>>>

The Razorbacks enter the Liberty Bowl atop the SEC and tied for fifth nationally in sacks with 39 – one shy of matching the school record set in 1998.

68.3

>>>>>>

QB KJ Jefferson has completed 185-of-271 (68.3%) pass attempts this year. If the season ended today, his completion percentage would rank second for a single season in program history.

200

>>>>>>

Arkansas has rushed for 200 yards in an SEC-leading eight games this season. The Razorbacks are averaging 223.4 rushing yards per game, which ranks second in the SEC and ninth nationally.

1,426

>>>>>>

RB Raheim Sanders ranks second in the SEC in rushing yards (1,426) this year. He is one of only two SEC rushers to eclipse 1,000 yards on the ground and score 10+ rushing touchdowns this season.



## KANSAS JAYHAWKS (6-6, 3-6 Big 12)

AP/Coaches/CFP Poll: NR/NR/NR

Head Coach: Lance Leipold (UW-Whitewater, '86)

Career Record: 154-55 (16th season)

Record at Kansas: 8-16 (2nd season)

## ARKANSAS RAZORBACKS (6-6, 3-5 SEC)

AP/Coaches/CFP Poll: NR/NR/NR

Head Coach: Sam Pittman (Pittsburg State, '86)

Career Record: 18-17 (3rd season)

Record at Arkansas: Same

## THE RUNDOWN

• Arkansas makes its 44th bowl appearance in history when it takes on Kansas in the 2022 Liberty Bowl on Wednesday, Dec. 28, at Simmons Bank Liberty Stadium in Memphis, Tenn. The Hogs and Jayhawks kick off at 4:30 p.m. on ESPN.

• Arkansas is playing in the Liberty Bowl for the sixth time in history, and for the first time since a 45-23 victory over Kansas State on Jan. 2, 2016. The Hogs, who are 16-24-3 all-time in bowl games, are 2-3 all-time in the Liberty Bowl.

• The Razorbacks are making their second straight bowl appearance under head coach Sam Pittman. With Pittman, the Hogs have been invited to a bowl game in three straight seasons. Pittman is one of only four Arkansas coaches in history to start their tenures with three consecutive bowl berths, joining Lou Holt, Ken Hatfield and Houston Nutt.

• Arkansas and Kansas have clashed just twice before, with the most recent meeting between the programs coming 116 years ago. The Jayhawks won, 6-0, in Fayetteville, Ark., in 1905 before snagging a 37-5 win in Lawrence, Kan., in 1906.

• QB KJ Jefferson does his damage through the air and on the ground. Jefferson has completed 185-of-271 passes (68.3%) for 2,361 yards and 22 touchdowns with just four interceptions while rushing for 510 yards and seven scores in 10 games. Despite missing two games, he is one of only two SEC quarterbacks (Georgia QB Stetson Bennett) with 20 passing touchdowns and seven rushing scores this season.

• RB Raheim 'Rocket' Sanders is the Hogs' leading rusher, totaling 1,426 yards and 10 scores on 219 carries (6.5 avg.) through 12 games. Sanders, who currently ranks second in the SEC in both rushing yards (1,426) and rushing yards per game (118.8), rushed for 100 yards on the ground in six games during the regular season. He also chipped in 28 receptions for 271 yards and two touchdowns, leading the SEC in total all-purpose yards (1,697) this season.

• WR Matt Landers, a transfer from Toledo, has logged 40 catches for a team-leading 780 yards (17.7 avg.) and a team-high seven touchdowns in 12 games. Landers, one of two Razorback pass catchers to finish the regular season with over 700 receiving yards, has 16 catches of 20 or more yards, tied for third-most among all SEC receivers this year.

• DB Dwight McGlothorn, a transfer from LSU, leads the Arkansas defense with his ball-hawking prowess, recording a team-high three interceptions and breaking up nine passes during the regular season. His 12 passes defended lead the Razorbacks and are tied for sixth-most in the SEC.




## PASSING

185/271 (68.3%)

2,361 YDS

22 TD/4 INT



## RUSHING

219 ATT

1,426 YDS

10 TD



## RECEIVING

44 REC

780 YDS

7 TD



## TACKLES

42 TOTAL

3 INT

2 FF



## THE GAME: ARKANSAS vs. KANSAS

## INSIDE THE SERIES

All-Time Record: Kansas leads, 2-0

In Fayetteville: Kansas leads, 1-0

In Lawrence: Kansas leads, 1-0

Most points scored by Arkansas: 5 (1906)

Most points scored by Kansas: 37 (1906)

Largest margin of victory by Arkansas: N/A

Largest margin of victory by Kansas: 32 (1906)

Longest win streak by Arkansas: N/A

Longest win streak by Kansas: 2 (1905-pres.)

## SERIES HISTORY

Date	UA/Opp Rank	Site	Result
Oct. 7, 1905		Fayetteville, Ark.	L, 6-0
Oct. 13, 1906		Lawrence, Kan.	L, 37-5

## STATISTICAL BREAKDOWN: ARKANSAS vs. KANSAS

Arkansas	Rank: SEC (FBS)	Category	Kansas	Rank: Big 12 (FBS)
30.7	9 (51)	Scoring Offense	34.2	3 (27)
28.8	11 (90)	Scoring Defense	33.8	10 (119)
453.8	5 (26)	Total Offense	424.9	6 (38)
453.7	13 (123)	Total Defense	451.6	10 (121)
223.4	2 (9)	Rushing Offense	194.7	5 (33)
179.8	12 (104)	Rushing Defense	193.7	10 (115)
230.3	7 (64)	Passing Offense	230.2	8 (65)
273.9	12 (118)	Passing Defense	257.9	7 (104)
17.6	12 (108)	Kickoff Return Avg.	18.3	7 (98)
9.9	7 (31)	Punt Return Avg.	3.8	10 (122)
29:22	8 (75)	Time of Possession	28:41	7 (98)
.453	5 (27)	3rd Down Conv. Pct.	.504	1 (7)
.443	13 (116)	3rd Down Conv. Pct. Defense	.469	10 (124)
36.3	14 (111)	Net Punting	35.8	10 (116)
-0.08	8 (77)	Turnover Margin	0.33	4 (37)
8	8 (44)	Fumbles Recovered	9	1 (33)
10	6 (94)	Fumbles Lost	10	10 (94)
7	8 (94)	Passes Intercepted	11	6 (43)
15	12 (92)	Turnovers Gained	20	3 (33)
16	3 (46)	Turnovers Lost	16	5 (46)
155.9	3 (17)	Passing Efficiency	163.2	2 (5)
143.2	13 (104)	Pass Efficiency Defense	140.0	9 (98)
6.3	5 (76)	Fewest Penalties Per Game	5.4	5 (39)
55.1	7 (74)	Fewest Yards Penalized Per Game	47.6	8 (42)
3.3	1 (6)	Sacks	2.0	6 (78)
2.6	11 (88)	Sacks Allowed	.75	1 (7)
6.0	6 (56)	Tackles for Loss	4.8	10 (107)
6.7	10 (103)	Tackles for Loss Allowed	4.2	1 (17)
282	6 (31)	First Downs	236	10 (85)
264	11 (95)	First Downs Allowed	294	9 (124)
.824	10 (77)	Red Zone Offense	.857	6 (52)
.854	11 (84)	Red Zone Defense	.842	5 (74)

## INDIVIDUAL STATS

ARKANSAS						KANSAS					
Rushing	Att.	Yds.	Avg.	TD		Rushing	Att.	Yds.	Avg.	TD	
Raheim Sanders	219	1,426	6.5	10		Devin Neal	171	1,061	6.2	9	
KJ Jefferson	144	510	3.5	7		Jalon Daniels	63	404	6.4	6	
AJ Green	74	313	4.2	2		Daniel Hishaw	44	262	6.0	5	
						Jason Bean	38	222	5.8	4	
Passing	Comp.	Att.	Yds.	TD/INT		Passing	Comp.	Att.	Yds.	TD/INT	
KJ Jefferson	185	271	2,361	22/4		Jalon Daniels	115	175	1,470	13/2	
						Jason Bean	87	135	1,280	14/4	
Receiving	Rec.	Yds.	Avg.	TD		Receiving	Rec.	Yds.	Avg.	TD	
Jadon Haselwood	59	702	11.9	3		Luke Grimm	42	456	10.9	5	
Matt Landers	44	780	17.7	7		Lawrence Arnold	36	597	16.6	4	
Raheim Sanders	28	271	9.7	2		Mason Fairchild	29	363	12.5	5	
						Quentin Skinner	25	436	17.4	5	
Punting	No.	Yds.	Avg.	Long		Punting	No.	Yds.	Avg.	Long	
Max Fletcher	32	1,202	37.6	51		Reis Vernon	34	1357	39.9	60	
Punt Returns	No.	Yds.	Avg.	TD	Long	Punt Returns	No.	Yds.	Avg.	TD	Long
Bryce Stephens	15	149	9.9	1	82	O.J. Burroughs	3	18	6.0	0	16
Kickoff Returns	No.	Yds.	Avg.	TD	Long	Kickoff Returns	No.	Yds.	Avg.	TD	Long
AJ Green	6	89	14.8	0	34	Kenny Logan Jr.	12	237	19.8	0	38
Scoring	TD	FG	PAT	Total		Scoring	TD	FG	PAT	Points	
Cam Little	-	12-15	44-44	80		Jacob Borcila	-	7-13	48-48	69	
Raheim Sanders	12	-	1	74		Devin Neal	10	-	-	60	
Tackles	UT-AT	TT	TFL	Other		Tackles	UT-AT	TT	TFL	Other	
Drew Sanders	40-63	103	13.5-51	9.5 SK, 3 FF		Kenny Logan Jr.	65-31	96	1.5-3	2 INT, 1 FF	
Bumper Pool	37-57	92	4.5-20	2.0 SK, 3 PBU		Rich Miller	53-30	83	3.0-3	1.0 SK, 1 INT	
Simeon Blair	36-30	66	1.0-1	5 PBU		Craig Young	42-16	58	5.5-26	4.5 SK, 1 INT	
Hudson Clark	30-33	63	4.0-9	1 INT, 11 PBU							
Latavious Brini	31-21	52	4.0-8	1 INT, 2 FR							
Chris Paul Jr.	31-19	50	8.0-38	4.0 SK, 1 FF							

## SERIES HISTORY: ARKANSAS vs. KANSAS (1905 &amp; 1906)

A.D.  
BROWN2 seasons | 1904-05  
6-9

After a 4-3 record in its initial campaign under A.D. Brown, Arkansas managed just two wins in the second and final season of his tenure.

## 1904 • (4-3)

Captain: Jess Moore

DATE	OPPONENT	UA/OPP RK	TV	W L T	UA	OPP
Oct. 15	DRURY.....			L.....	0	12
Oct. 22	FORT SCOTT (KAN.) HS.....			W.....	22	0
Nov. 4	at Dallas Medics.....			L.....	0	5
Nov. 5	at Baylor.....			L.....	6	17
Nov. 12	WICHITA STATE.....			W.....	12	6
Nov. 19	at Fort Smith (Ark.) HS.....			W.....	11	5
Nov. 26	MISSOURI-ROLLA.....			W.....	11	10

## 1905 • (2-6)

Captain: William Jett

DATE	OPPONENT	UA/OPP RK	TV	W L T	UA	OPP
Oct. 7	KANSAS.....			L.....	0	6
Oct. 14	at Washington (Mo.).....			L.....	0	6
Oct. 16	at Drury.....			L.....	0	12
Oct. 26	CHILOCCO (KAN.).....			W.....	6	0
Oct. 31	TEXAS.....			L.....	0	4
Nov. 12	TRANSYLVANIA.....			L.....	0	6
Nov. 17	at Missouri-Rolla.....			L.....	0	16
Nov. 30	KANSAS CITY MEDICS.....			W.....	26	0

F.C.  
LONGMAN2 seasons | 1906-07  
5-8-3

F.C. Longman was the final faculty member to serve as the football program's volunteer coach. Though the Cardinals suffered five shutouts during his tenure, they also earned a shutout win at Tulane and began Arkansas' series with Tennessee during the 1907 season.

## 1906 • (2-4-2)

Captain: John S. Wood

DATE	OPPONENT	UA/OPP RK	TV	W L T	UA	OPP
Sept. 29	CHILOCCO (KAN.).....			L.....	0	6
Oct. 8	DRURY.....			T.....	0	0
Oct. 13	at Kansas.....			L.....	5	37
Oct. 30	TEXAS.....			L.....	0	11
Nov. 6	SE MISSOURI ST.+.....			W.....	12	0
Nov. 10	at Missouri.....			L.....	0	11
Nov. 24	at Tulane.....			W.....	22	0
Nov. 30	at LSU.....			T.....	6	6

+ Little Rock, Ark.

## 1907 • (3-4-1)

Captain: Clinton Milford

DATE	OPPONENT	UA/OPP RK	TV	W L T	UA	OPP
Oct. 5	HASKELL INDIAN NATIONS.....			T.....	0	0
Oct. 12	DRURY.....			W.....	23	0
Oct. 19	at Drury.....			W.....	17	6
Oct. 26	at Saint Louis.....			L.....	6	42
Nov. 2	TEXAS.....			L.....	6	26
Nov. 9	LSU+.....			L.....	12	17
Nov. 16	vs. Tennessee#.....			L.....	2	14
Nov. 23	MISSOURI-ROLLA.....			W.....	7	5

+ Little Rock, Ark.

# Memphis, Tenn.



## IN DEPTH CHART: OFFENSE

WR

**13 Jaedon Wilson ||| 6-3, 175, R-Fr.**

Redshirted during his first season, playing in 1 game in 2021 ... Former 3-star WR out of DeSoto, Texas where he was the No. 96 WR in the nation.

	REC	YDS	TD
2022	1	2	0
2021	0	0	0
Totals	1	2	0

**85 Harper Cole ||| 5-9, 178, R-So.**

Plays on a variety of special teams units, including kickoff return ... Saw game time in five games in 2021, making his collegiate debut against Georgia Southern.

	REC	YDS	TD
2022	0	0	0
2021	0	0	0
Totals	0	0	0

WR

**14 Bryce Stephens ||| 6-0, 180, R-Fr.**

First career receiving TD at MSU ... Returned a punt 82 yards for TD vs. Mo. State ... Played in 4 games during his freshman year ... Former 3-star recruit from Oklahoma City, where he was the 8th-best prospect in Oklahoma.

	REC	YDS	TD
2022	8	92	1
2021	3	5	0
Totals	11	97	1

**16 Isaiah Sategna ||| 5-11, 173, Fr.**

Consensus four-star prospect by 247Sports, Rivals and ESPN ... Member of Rivals250, coming in as the No. 159 overall prospect in the nation ... Named 2021-22 Gatorade Arkansas Boys Track &amp; Field Athlete of the Year

	REC	YDS	TD
2022	1	10	0
Totals	1	10	0

LT

**70 Luke Jones ||| 6-6, 327, R-Sr.**

Started his first career game in opener vs. Cincinnati ... Played in all 13 games in 2021 seeing action at LG and LT ... Transferred to Arkansas from Notre Dame in 2019 ... Little Rock native played at Pulaski Academy.

	GP	GS
2022	12	11
2021	12	0
2020	10	0
2019	-	-
Totals	35	11

**65 Devon Manuel ||| 6-9, 334, R-Fr.**

Redshirted in his first season at Arkansas and did not appear in any games ... Consensus 3-star recruit out of Sunset, La., where he also played basketball.

	GP	GS
2022	0	0
Totals	0	0

LG

**62 Brady Latham ||| 6-5, 307, R-Jr.**

Team-best 35 straight starts ... Preseason 3rd-Team All-SEC according to league's coaches ... 23 straight starts, including all 13 in 2021 ... Named to the SEC All-Freshman Team, the first Arkansas OL since Denver Kirkland in 2013.

	GP	GS
2022	12	12
2021	13	13
2020	10	10
2019	3	0
Totals	38	35

**75 Patrick Kutas ||| 6-5, 305, Fr.**

4-star recruit out of Christian Brothers HS in Memphis, Tenn. playing both offensive line and defensive line ... Was the No. 11 interior DL in the nation according to 247Sports.

	GP	GS
2022	11	0
Totals	11	0

C

**55 Beaux Limmer ||| 6-5, 302, R-Jr.**

23 straight starts at RG ... 2nd team Midseason All-America by PFF ... Preseason 4th-Team All-SEC according to Phil Steele ... Logged 795 snaps at RG during 2021 season (PFF), who also named him to their 2nd-Team All-SEC squad.

	GP	GS
2022	12	12
2021	13	11
2020	6	295
2019	4	0
Totals	35	28

**56 Marcus Henderson ||| 6-5, 303, R-So.**

4-star recruit out of Christian Brothers HS in Memphis, Tenn. playing both offensive line and defensive line ... Was the No. 11 interior DL in the nation according to 247Sports.

	GP	GS
2022	0	0
2021	2	0
2020	5	0
2019	7	0
Totals	14	0

RG

**53 Ty'Kieast Crawford ||| 6-5, 325, Jr.**

Started his first game at ARK vs. LSU ... Saw action in all 13 games in his first season at Arkansas ... Played 2020 season at Charlotte, playing in 6 games and starting 3 ... Originally committed to Arkansas out of high school.

	GP	GS
2022	11	1
2021	13	0
2020 CHA	6	3
Totals	30	4

**76 E'Marion Harris ||| 6-7, 340, Fr.**

Saw his first action at Auburn ... Rated the No. 3 player in Arkansas as a 4-star recruit from Little Rock's Joe T. Robinson HS ... Enrolled early and practiced with team during spring drills ... Son of former Arkansas DL Elliott Harris.

	GP	GS
2022	1	0
Totals	1	0

RT

**78 Dalton Wagner ||| 6-9, 331, \*R-Sr.**

Missed LSU game due to injury ... Voted team captain ... Started 10 games in 2021, missing 2 games with a finger injury ... Has played in more games than any current Razorback ... Had NIL deal with WWE last season.

	GP	GS
2022	11	11
2021	10	10
2020	7	5
2019	12 (11)	12 (11)
Totals	50	39

**72 Andrew Chamblee ||| 6-6, 303, Fr.**

4-star prospect that enrolled early and participated in spring practice ... Rated No. 2 player in Arkansas ... High school teammates with fellow freshman Nico Davillier at Maumelle (Ark.) HS.

	GP	GS
2022	0	0
Totals	0	0

QB

**1 KJ Jefferson ||| 6-3, 242, R-Jr.**

7th all-time at ARK with 46 TD passes, 8th in career passing yds ... Started 13 games in 2021, leading Arkansas in passing and rushing (664) ... 1 of 2 returning FBS QBs to lead their team in passing and rushing (Louisville Malik Cunningham).

	C-A-1	YDS	TD
2022	195-271-3	2361	22
2021	198-366-4	2676	21
2020	20-41-0	295	3
2019	14-31-1	197	0
Totals	417-709-8	5529	46

**10 Cade Fortin ||| 6-3, 218, R-Sr.**

Transfer from South Florida, where he played in 5 games, starting 2 in 2021 passing for 183 yards on 25-of-48 passes ... Began his career at North Carolina playing in 4 games as a true freshman in 2018

	C-A-1	YDS	TD
2022	14-29-0	135	1
2021	25-48-2	183	0
2020	4-8-0	39	0
2019	0-0-0	0	0
2018	32-65-1	388	1
Totals	75-142-3	745	2

RB

**5 Raheim Sanders ||| 6-2, 227, So.**

Career-high 232 yards vs. MISS ... 1,426 rushing yards are most by a Hog since 2015 ... Matched Madre Hill's school record quickest to reach 1000 yds in 8 games ... SEC All-Freshman in 2021 (578 yards, 5 TDs, 11 catches, 109 yards, 1 TD).

	ATT	YDS	TD
2022	219	1426	10
2021	114	578	5
Totals	333	2004	15

**0 AJ Green ||| 5-11, 208, So.**

Played in 12 games as a true freshman in 2021, rushing for 221 yards and a TD to along with 7 catches for 84 yards and another score through the air ... Former 4-star recruit out of Tulsa, where he was No. 2 player in the state.

	ATT	YDS	TD
2022	74	322	2
2021	47	227	1
Totals	121	549	3

TE

**89 Nathan Bax ||| 6-4, 252, R-Sr.**

First career catch vs. TAMU ... Played in 12 games during 2021 season with no stats ... Initially walked on at Arkansas after starting career at Illinois State in 2018.

	REC	YDS	TD
2022	2	5	0
2021	0	0	0
2020	0	0	0
Totals	2	5	0

**Hudson Henry ||| 6-5, 254, R-Jr.**

Caught 4 passes for 27 yards appearing in all 13 games, including 3 starts in 2021 ... Youngest brother of former Razorbacks Hunter and Hayden Henry and son of former Arkansas OL Mark Henry.

	REC	YDS	TD
2022	2	14	0
2021	4	27	0
2020	16	92	1
2019	3	15	0
Totals	25	148	1

WR

**3 Matt Landers ||| 6-5, 197, \*R-Sr.**

3 100-yd games this season ... Career-best 3 TDs in win at BYU ... Transfer from Toledo, caught 20 passes for 514 yards, 5 TDs in 2021 ... Played 3 years at UGA, playing 25 games, catching 12 passes for 132 yards and 1 TD.

	REC	YDS	TD
2022	44	780	7
2021	20	514	5
2020	2	27	0
2019	10 (0)	105 (0)	1 (0)
Totals	76	1426	13

**11 Sam Mbake ||| 6-3, 202, Fr.**

Moved to DB for part of the season after playing WR during spring drills and early season ... Saw the majority of his snaps on special teams ... Rated a 4-star prospect by 247Sports and a 3-star prospect according to Rivals and ESPN.

	REC	YDS	TD
2022	0	0	0
Totals	0	0	0



## IN DEPTH CHART: DEFENSE

	U-A-T	TFL	SACK
2022	7-5-12	2.5	2.0
2021	4-3-7	0.0	0.0
2020	0-0-0	0.0	0.0
Totals	11-8-19	2.5	2.0

	U-A-T	TFL	SACK
2022	16-15-31	7.5	6.5
2021 GT	18-20-38	5.5	3.5
2020 GT	20-15-35	8.5	4.0
2019 GT	12-13-25 (44-5)	30 (0.0)	15 (0.0)
Totals	70-64-134	24.5	15.5

	U-A-T	TFL	SACK
2022	6-17-23	2.5	1.0
2021 ASU	5-6-11	2.5	0.0
2020 ASU	20-15-35	6.0	2.0
2019 ASU	35-8(25-7)	05 (0.5)	05 (0.0)
Totals	36-48-84	12.0	3.5

	U-A-T	TFL	SACK
2022	8-11-19	4.0	2.0
2021	7-20-27	4.0	1.0
2020	12-15-27	3.0	2.5
2019	1-3-4	0.0	0.0
Totals	28-49-77	11.0	5.5

	U-A-T	TFL	SACK
2022	7-21-28	1.5	0.0
2021	0-0-0	0.0	0.0
Totals	7-21-28	1.5	0.0

	U-A-T	TFL	SACK
2022	0-0-0	0.0	0.0
2021	1-1-2	0.0	0.0
2020	3-4-7	1.0	0.0
2019	1-0-1	0.0	0.0
Totals	5-5-10	1.0	0.0

	U-A-T	TFL	SACK
2022	9-12-21	3.0	3.0
2021 LSU	0-0-0	0.0	0.0
Totals	9-12-21	3.0	3.0

	U-A-T	TFL	SACK
2022	11-21-32	6.5	4.5
2021	7-16-23	5.0	2.5
2020	9-13-22	1.5	1.0
2019	6-6-12	0.0	0.0
Totals	33-56-89	13.0	8.0

	U-A-T	TFL	SACK
2022	4-1-5	0.0	0.0
Totals	4-1-5	0.0	0.0

	U-A-T	TFL	SACK
2022	3-2-5	0.0	0.0
2021	5-2-7	0.0	0.0
2020	0-2-2	0.0	0.0
Totals	8-6-14	0.0	0.0

	U-A-T	TFL	SACK
2022	31-19-50	8.0	4.0
2021	0-1-1	0.5	0.0
Totals	31-20-51	8.5	4.0

	U-A-T	TFL	SACK
2022	0-0-0	0.0	0.0
Totals	0-0-0	0.0	0.0

	U-A-T	TFL	INT
2022	37-5-42	0.0	3
2021 LSU	26-6-32	2.0	1
2020 LSU	8-1-9	0.0	0
Totals	71-12-83	2.0	4

	U-A-T	TFL	INT
2022	6-8-14	0.0	0
2021	8-6-14	0.0	1
2020	1-0-1	0.0	0
2019	1-1-2	0.0	0
Totals	16-15-31	0.0	1

	U-A-T	TFL	INT
2022	31-21-52	4.0	1
2021 GA	23-15-38	2.5	0
2020 GA	9-2-11	3.5	0
2019 GA	0-0-0 (1-0-1)	0.0 (0.0)	1 (0)
Totals	64-38-102	10.0	2

	U-A-T	TFL	INT
2022	30-33-63	4.0	1
2021	9-13-22	1.0	0
2020	32-15-47	1.0	3
Totals	71-61-132	6.0	4

	U-A-T	TFL	INT
2022	36-30-66	1.0	0
2021	23-15-38	1.0	0
2020	10-13-23	0.0	0
2019	1-0-1	0.0	0
Totals	70-58-128	2.0	0

	U-A-T	TFL	INT
2022	17-17-34	2.5	0
2021	9-15-24	2.0	0
Totals	26-32-58	4.5	0

	U-A-T	TFL	INT
2022	15-6-21	1.0	1
Totals	15-6-21	1.0	1

	U-A-T	TFL	INT
2022	6-8-14	0.0	0
2021	8-6-14	0.0	1
2020	1-0-1	0.0	0
2019	1-1-2	0.0	0
Totals	16-15-31	0.0	1

	U-A-T	TFL	INT
2022	17-17-34	2.5	0
2021	9-15-24	2.0	0
Totals	26-32-58	4.5	0

	U-A-T	TFL	INT
2022	0-0-0	0.0	0
2021	1-1-2	0.0	0
2020 PSU	0-0-0	0.0	0
2019 PSU	13-7-20 (0-1-1)	10 (0)	0 (0)
Totals	14-9-23	1.0	0

**58 Jashaud Stewart ||| 6-2, 251, Jr.**

4 straight starts ... First career sack vs. LSU ... Appeared in 13 games with 1 start at DE as a sophomore in 2021 making 7 stops ... Key contributor on special teams ... First recruit to commit to Coach Pittman at Arkansas.

**14 Jordan Domineck ||| 6-3, 251, R-Sr.**

SEC DL of the Week, for his debut vs. CIN ... Transfer from GT, where he played 4 seasons with 14 starts (31 G) making 103 tackles with 17.0 TFLs, 9.0 sacks ... Recorded 14 of his career 17 TFLs over last 2 seasons.

**99 Terry Hampton ||| 6-1, 314, \*Sr.**

First sack at ARK vs. LSU ... Transfer from Arkansas State, where he played 4 seasons for the Red Wolves making 61 tackles with 9.5 TFLs in 36 games, 19 starts ... From El Dorado, Ark.

**50 Eric Gregory ||| 6-4, 303, R-Jr.**

Recorded second sack of season vs. LSU ... Played in all 13 games, including 3 starts, matching his career-best with 27 stops ... Recorded a career-high 4.0 TFLs in 2021 ... Will also play DE.

**5 Cam Ball ||| 6-5, 303, R-Fr.**

Recorded his first career TFL at BYU ... Played in 2 games as a true freshman in 2021 making one tackle ... 3-star prospect out of Atlanta, Ga. who was rated No. 35 DT in the nation.

**90 Marcus Miller ||| 6-5, 286, R-Jr.**

Played in 2 games during 2021 season while battling injuries ... Saw action in 3 games during 2020 season making 7 total stops ... 3-star prospect out of Warren (Ark.) HS where he was teammates with former Arkansas WR Treyton Burks.

**40 Landon Jackson ||| 6-7, 274, So.**

Earned first career start vs. Mo. State ... Made 5 tackles in ARK debut vs. CIN ... Transfer from LSU, where he played in 5 games as a true freshman in 2021 ... 4-star prospect out of Texarkana, Texas where he was the No. 7 DE in the nation.

**56 Zach Williams ||| 6-4, 261, Sr.**

Made a career-best 32 tackles this season ... Williams at least 0.5 sacks in 5 of 12 games ... Son of former Arkansas linebacker Rickey Williams (1984-87)...

**36 Jordan Crook ||| 6-0, 232, Fr.**

Has played in all 12 games this season ... 3-star recruit out of Duncanville, Texas, where he was the No. 10 inside linebacker in the nation ... Named the No. 9 player in Dallas Metro Area by Dallas Morning News as a senior.

**45 Jackson Woodard ||| 6-3, 231, R-So.**

Has seen majority of action on special teams this season ... Played in 11 games in 2021 and 4 games in 2020 ... Started career as a walk-on from Little Rock Christian Academy.

**27 Chris Paul Jr. ||| 6-1, 230, R-Fr.**

First career 2-sack game vs. LSU ... Saw action in four games as a true freshman in 2021, making one tackle ... Former 3-star recruit out of Cordele, Ga. where he was the No. 22 inside LB in the nation.

**35 Mani Powell ||| 6-3, 234, Fr.**

Played in 10 games this season ... Rated consensus 3-star prospect by 247Sports, Rivals & ESPN ... No. 3 prospect in Arkansas, No. 37 LB nationally according to 247Sports ... Transferred to Fayetteville HS for Sr. year before injuring knee.

**3 Dwight McGlothern ||| 6-2, 181, Jr.**

Has forced 5 turnovers (3 INTs, 2 FFs) ... Midseason All-American according (The Athletic) ... Earned start and intercepted a pass in his ARK debut vs. Cincinnati ... Transfer from LSU, where he played in 17 games with 6 starts in 2 seasons.

**4 Malik Chavis ||| 6-2, 192, R-Jr.**

Made first start of season vs. Mo. State ... Played in 11 games, including 2 starts, in 2021 making a career-best 14 tackles ... Intercepted his first career pass in his first career start vs. UAPB in 2021 ... Pronounced chav-is (rhymes with have).

**7 Latavious Brini ||| 6-2, 215, \*Sr.**

INT and FR vs. LSU ... Season-best 7 tackles at AUB ... Transfer from UGA played in 13 games with 11 starts for national champs making 38 tackles with 2.5 TFLs ... Graduated from UGA in Fall of 2021.

**17 Hudson Clark ||| 6-2, 182, R-Jr.**

Named SEC Defensive POW after career-best 11 tackles, INT, FR at BYU ... Recovered a fumble in win over S. Carolina ... Former walk-on started 4 games, played in 12 during 2021 season, making 22 tackles ... Both parents are U of A grads.

**15 Simeon Blair ||| 5-10, 208, R-Sr.**

Named team captain prior to South Carolina game ... Played in all 13 games (7 starts) in 2021 season, making a career-best 38 tackles ... Former walk-on from Pine Bluff, Ark. earned scholarship prior to 2020 season.

**8 Jayden Johnson ||| 6-2, 204, So.**

Earned first start of season vs. South Carolina ... Started 3 of 11 games in 2021 as a true freshman with 24 tackles with a pair of TFLs ... Three-star prospect out of Cedartown, Ga. ... Played QB, WR, RB, CB and safety in high school.

**24 Quincey McAdoo ||| 6-2, 192, Fr.**

Made his first career start vs. LSU ... Saw his first action on defense vs. LIB making 3 tackles and picking off a pass ... Transitioned to DB from WR during season ... Played both ways at Clarendon (Ark.) HS, where he was a 4-star recruit.

**4 Malik Chavis ||| 6-2, 192, R-Jr.**


Made first start of season vs. Mo. State ... Played in 11 games, including 2 starts, in 2021 making a career-best 14 tackles ... Intercepted his first career pass in his first career start vs. UAPB in 2021 ... Pronounced chav-is (rhymes with have).

**8 Jayden Johnson ||| 6-2, 204, So.**

Earned first start of season vs. South Carolina ... Started 3 of 11 games in 2021 as a true freshman with 24 tackles with a pair of TFLs ... Three-star prospect out of Cedartown, Ga. ... Played QB, WR, RB, CB and safety in high school.

**18 Trent Gordon ||| 5-11, 188, R-Sr.**

Saw action in 8 games in 2021, making two tackles in his first season at Arkansas ... Played 3 seasons at Penn State before transferring.



DE




DT



DT




DE



LB



LB



CB



S



S



CB



NB

## RAZORBACK TRENDS

	2022	Streak	Pittman
Overall	6-6	L1	18-17
At Home	4-3	W1	12-7
On the Road	2-2	L1	4-9
Neutral	0-1	L1	2-1

September	3-1	L1	7-2
October	2-2	W2	5-7
November	1-3	L1	5-6
December/January	0-0	W1	1-2

vs. SEC	3-5	L1	10-16
vs. Non-Conference	3-1	L1	8-1
vs. Ranked Opponents	2-5	W1	5-13

## Record in Games...

Decided by 7 pts or less	1-4	L4	3-9
Decided by 3 pts or less	0-4	L4	2-8
During the day	4-5	L3	12-13
At night	2-1	W1	6-4

## Record When Scoring...

Less than 21 points	0-3	L3	2-6
21+ points	6-3	L1	16-11
30+ points	6-0	W7	11-5
40+ points	4-0	W5	7-2
50+ points	1-0	W1	1-1

## Record When Allowing...

Less than 14 points	0-1	L1	6-1
Less than 21 points	0-1	L1	9-1
21+ points	6-5	L1	9-16

## Record When...

Scoring first	3-2	W1	14-5
Opponents score first	3-4	L2	4-12
Leading after the 1Q	4-2	W1	13-5
Trailing after the 1Q	2-4	L2	3-11
Tied after the 1Q	0-0	W1	2-1
Leading at halftime	5-2	L1	13-4
Trailing at halftime	1-4	L4	5-13
Tied at halftime	0-0	L2	0-0
Leading after the 3Q	5-0	W13	16-2
Trailing after the 3Q	1-6	L6	1-14
Tied going into the 4Q	0-0	L1	1-1
In overtime games	0-0	W1	1-0

## Record With...

Less than 400 yards total offense	0-3	L3	5-6
400+ yards total offense	6-3	W1	13-11
500+ yards total offense	4-0	W5	6-2
600+ yards total offense	1-0	W1	2-1
Less than 100 yards rushing	0-0	L2	1-3
100+ yards rushing	6-6	L1	17-14
200+ yards rushing	6-2	W3	12-7
300+ yards rushing	1-0	W2	3-1
Less than 200 yards passing	2-3	W1	7-5
200+ yards passing	4-3	L2	11-12
300+ yards passing	2-0	W2	3-4
400+ yards passing	0-0	L2	0-0
A 300-yard passer	2-0	W2	3-4
A 100-yard rusher	6-3	W3	9-7

## Record When Allowing...

Less than 200 total yards	0-0	W6	0-0
200+ total yards	6-6	L1	18-17
300+ total yards	6-5	L1	13-16
400+ total yards	6-3	L1	9-12
Less than 100 rush yards	2-1	L1	5-1
100+ rush yards	4-5	L1	13-16
200+ rush yards	1-2	L1	3-8
Less than 200 pass yards	0-2	L2	7-4
200+ pass yards	6-4	L1	11-13
300+ pass yards	4-1	W1	6-4
400+ pass yards	0-1	L2	1-2
A 300-yard passer	4-1	W1	6-4
A 100-yard rusher	1-5	L1	4-9

## Record When Having...

No turnovers	2-0	W4	7-4
Less than 3 turnovers	5-6	L1	17-15
3 or more turnovers	1-0	W1	1-2
No takeaways	2-3	L1	3-8
Less than 3 takeaways	3-6	L3	11-17
3 or more takeaways	3-0	W9	7-0
Win turnover battle	4-0	W11	11-0
Lost turnover battle	2-4	L2	2-7
Turnovers even	0-2	L2	5-10
More than 30:00 TOP	2-2	W1	7-4
Less than 30:00 TOP	4-4	L1	11-13

## RAZORBACK NOTEBOOK

## PITTMAN'S PROGRAM

- Third-year head coach Sam Pittman leads Arkansas in 2022 on the heels of the program's best season in a decade.
- The Hogs went 9-4 and won four trophies for the first time in school history last season, capturing the Southwest Classic (Texas A&M), the Battle of the Golden Boot (LSU), the Battle Line Rivalry (Missouri) and the Outback Bowl (Penn State).
- Arkansas' win over Penn State in the Outback Bowl was the first for the program since a Liberty Bowl victory in 2016 as well as the program's first January bowl win since 2012.
- In year three, Pittman has now led the Razorbacks to six wins for the second season in a row and to bowl eligibility for the third consecutive season.
- The Liberty Bowl against Kansas marks his 36th game as the head coach at Arkansas. Of those 36 games, 32 have been against an opponent from the SEC, a Power 5 foe and/or an opponent ranked in the AP Top 25 poll.
- Arkansas has beat five ranked FBS opponents in the Pittman era. Since his first season in 2020, 25 of Arkansas' 34 FBS foes have been ranked or receiving votes in the national polls.



**Sam Pittman** is the fourth Arkansas head coach in history to lead the Razorbacks to bowl eligibility in each of his first three seasons, joining Lou Holtz, Ken Hatfield and Houston Nutt.

## QB1

- QB KJ Jefferson, the unquestioned leader of Arkansas' offense, is set to make his 26th career start under center in the Liberty Bowl against Kansas. Of his 25 career starts to date, 11 have come against top-25 teams in the AP Poll.
- The Razorbacks have scored 30 or more points in 15 of Jefferson's 25 career starts at quarterback.
- In less than two full seasons as the starting quarterback, Jefferson ranks in the program's top 10 for: completions (417 - No. 7), passing yards (5,529 - No. 7), 300-yard passing games (5 - No. 3), 300-yard passing games against SEC teams (2 - No. 5), touchdown passes (46 - No. 7), total yards of offense (6,828 - No. 6), touchdowns responsible for (63 - No. 4).
- Jefferson has led the Hogs to a bowl game in back-to-back seasons, highlighted by a nine-win season in 2021 - their most wins in a year since 2011. He led the Razorbacks to their first bowl game win since the 2016 Liberty Bowl and their first New Year's Day bowl game win since the 2000 Cotton Bowl.
- This season, the Sardis, Miss., native has started 10 games at quarterback, missing two games due to injury, and completed 185-of-271 (68.3%) passes for 2,361 yards and 22 touchdowns with just four interceptions on the year. Jefferson's completion percentage is currently the highest single-season completion percentage in school history with at least 250 pass attempts.
- Jefferson has also run for 510 yards and seven scores on 144 carries. He is the first Arkansas quarterback to rush for 500 yards in back-to-back seasons since QB Matt Jones (2003-04).
- Jefferson has run for a touchdown in six games this season, including a two-touchdown effort at Auburn (Oct. 29).
- He has thrown and rushed for a touchdown in the same game six times in 2022 and nine total times in his career.
- Jefferson threw for a career-high five touchdowns against BYU (Oct. 15), becoming the first Arkansas quarterback with 5+ passing touchdowns in a game since QB Brandon Allen threw for a school-record seven against Mississippi State in 2015.
- Since 2000, Jefferson is one of seven SEC QBs - Texas A&M QB Johnny Manziel (2012), Miss. St. QB Dak Prescott (2015), Ole Miss QB Chad Kelly (2015), LSU QB Joe Burrow (2018), Ole Miss QB Matt Corral (2021), LSU QB Jayden Daniels (2022) - to throw for 3+ scores and rush for 3+ scores in the same game.
- In order of rushing yards, Jefferson is one of seven FBS quarterbacks to throw for more than 2,300 yards with at least 20 passing touchdowns while also running for more than 500 yards with at least five rushing scores this season.



**KJ Jefferson** is one of only two SEC quarterbacks (Tennessee QB Hendon Hooker) to throw for over 2,300 yards with at least 20 passing touchdowns on four or fewer interceptions this season.

Player	School	Passing Yards	Passing TD	Rushing Yards	Rushing TD
Drake Maye	UNC	4,115	35	653	7
Riley Leonard	Duke	2,794	20	636	11
Dorian Thompson-Robinson	UCLA	2,883	25	631	11
Frank Harris	UTSA	3,865	31	588	9
D.J. Uiagalelei	Clemson	2,521	22	545	7
<b>KJ Jefferson</b>	<b>Arkansas</b>	<b>2,361</b>	<b>22</b>	<b>510</b>	<b>7</b>
Bo Nix	Oregon	3,338	27	504	14



## RAZORBACK NOTEBOOK

## RUNNIN' RAZORBACKS KEEP IT 100

- The Razorback rushing attack remains as explosive as ever. Arkansas enters the Liberty Bowl ranked second in the SEC and ninth nationally in rushing, averaging 223.4 yards per game for a total of 2,681 rushing yards this year.
- Arkansas has totaled 200 rushing yards in eight games this season, led by a 100-yard rusher in nine of 12 games.
- The Hogs' eight 200-yard rushing games lead the SEC and are tied for third-most nationally.
- Arkansas had a 100-yard rusher in a program-record nine straight games before the streak was snapped vs. Liberty (Nov. 5):

Streak	Player	Opponent (Date)	Carries	Yards	Avg.	TDs
1	QB KJ Jefferson	Penn State (1/1/22)	20	110	5.5	1
2	RB Raheim Sanders	Cincinnati (9/3/22)	20	117	5.8	0
3	RB Raheim Sanders	South Carolina (9/10/22)	24	156	6.5	2
4	RB Raheim Sanders	Missouri St. (9/17/22)	22	167	7.6	1
5	QB KJ Jefferson	Texas A&M (9/24/22)	18	105	5.8	1
6	RB Raheim Sanders	Alabama (10/1/22)	22	101	4.6	1
7	QB Malik Hornsby	Mississippi St. (10/8/22)	8	114	14.2	0
8	RB Raheim Sanders	BYU (10/15/22)	15	175	11.7	2
9	RB Raheim Sanders	Auburn (10/29/22)	16	171	10.7	0

## ROCKET MAN

- RB Raheim 'Rocket' Sanders is the Hogs' leading rusher through 12 games, running for 1,426 yards on 219 carries (6.5 avg.) with 10 scores on the ground. His 1,426 rushing yards, which rank second in the SEC, are fourth on Arkansas' single-season list.
- Sanders is one of only two SEC rushers to eclipse the 1,000-yard mark on the ground and total double-digit rushing touchdowns this season. Ole Miss RB Quinshon Judkins, the SEC's leading rusher, has also accomplished the feat.
- Sanders has also contributed 28 catches for 271 yards and two touchdowns. He leads the SEC in both total yards from scrimmage (1,697) and total yards from scrimmage per game (141.4). He ranks sixth nationally in total yards from scrimmage.
- He is the only SEC player and one of four FBS players with 1,400 rushing yards and 200 receiving yards this season:

Player	School	Rushing Yards	Receiving Yards
RB Chase Brown	Illinois	1,643	240
RB Bijan Robinson	Texas	1,580	314
RB Raheim Sanders	Arkansas	1,426	271
RB Deuce Vaughn	Kansas State	1,425	378

- Sanders has rushed for 100 yards eight times in his career, including in seven of the Hogs' 12 games this year. He eclipsed the 100-yard mark in each of the first three games of the 2022 campaign, becoming the first Arkansas rusher to run for 100 yards in each of the first three games of a season since 2013.
- Sanders ran wild in the win over Missouri State (Sept. 17), totaling 167 rushing yards and a score on 22 carries (7.6 avg.). He also hauled in two passes for 75 yards and a touchdown, becoming one of only two SEC players (Florida WR Percy Harvin) since 2000 to record 150+ rushing yards with a rushing score and 70+ receiving yards with a receiving score in a game.
- Sanders became the second Arkansas player in the past 25 seasons to have 200 rush yards and three rush touchdowns against a ranked opponent after exploding for 232 yards and three touchdowns against No. 14 Ole Miss (Nov. 19). RB Darren McFadden did so in a 50-48 win over No. 1 LSU in 2007.
- The Rockledge, Fla., native burst onto the scene a year ago, earning SEC All-Freshman honors from the league's coaches after rushing for 578 yards (5.2 ypc) and five scores in 13 games.
- In 2021, he was one of four Razorbacks rushers to run for 500 yards – a feat that had not happened at Arkansas since 1975.
- For his career, Sanders has totaled 2,004 rushing yards in 25 games. He is one of 19 rushers in program history to eclipse the 2,000-yard mark on the ground for their careers.

## CLEARED FOR TAKEOFF

- It took RB Raheim Sanders only eight games this season to reach the 1,000-yard mark on the ground, matching RB Madre Hill's school-record eight games set in 1995 for the quickest to 1,000 rushing yards in a season.
- The table below shows Sanders' production after eight games compared to all of Arkansas' 1000-yard rushers since 1995:

Player	Games	Yards	Year	100-Yard Games
<b>RB Rocket Sanders</b>	<b>8</b>	<b>1,041</b>	<b>2022</b>	<b>6</b>
RB Rakeem Boyd	10	1,005	2019	5
RB Rawleigh Williams	10	1,004	2016	7
RB Alex Collins	9	1,068	2015	10
RB Jonathan Williams	11	1,013	2014	5
RB Alex Collins	12	1,024	2014	3
RB Alex Collins	12	1,026	2013	4
RB Knile Davis	11	1,031	2010	6
RB Michael Smith	10	1,012	2008	5
RB Darren McFadden	9	1,314	2007	10
RB Felix Jones	9	1,029	2007	6
RB Darren McFadden	9	1,038	2006	7
RB Felix Jones	13	1,018	2006	5
RB Darren McFadden	10	1,056	2005	5
RB Cedric Cobbs	11	1,010	2003	7
RB Fred Talley	12	1,035	2002	4
<b>RB Madre Hill</b>	<b>8</b>	<b>1071</b>	<b>1995</b>	<b>6</b>



**Raheim Sanders** has run for 100 yards in seven of the Hogs' 12 games this season. He only needed eight games to eclipse the 1,000-yard mark on the ground, tying the program record.





## RAZORBACKS IN THE NFL

## #PRHOGS



As of Dec. 15, 2022

Name	Pos.	NFL Team
Feleipe Franks	TE	Atlanta Falcons
Armon Watts	DL	Chicago Bears
Brandon Allen	QB	Cincinnati Bengals
Myron Cunningham^	OL	Cleveland Browns
Hjalte Froholdt	OL	Cleveland Browns
Jason Peters	OL	Dallas Cowboys
Jerry Jacobs	DB	Detroit Lions
Frank Ragnow	OL	Detroit Lions
Dan Skipper	OL	Detroit Lions
Montaric Brown	DB	Jacksonville Jaguars
Jeremiah Ledbetter^	DL	Jacksonville Jaguars
Trey Flowers*	LB	Miami Dolphins
TJ Smith^	DL	Minnesota Vikings
Hunter Henry	TE	New England Patriots
Deatrich Wise Jr.	DL	New England Patriots
Jonathan Marshall	DL	Pittsburgh Steelers
Dre Greenlaw	LB	San Francisco 49ers
Treyton Burks	WR	Tennessee Titans
Cody Hollister*	WR	Tennessee Titans
Kamren Curl	DB	Washington Commanders
De'Jon Harris	LB	Washington Commanders
John Ridgeway	DL	Washington Commanders
Jonathan Williams	RB	Washington Commanders

\* Reserve/Injured // ^ Practice Squad



## THE HOG POD WITH BO MATTINGLY

Check out the Hog Pod with Bo Mattingly for great stories and insight about Razorback football, including episodes with AD Hunter Yurachek, head coach Sam Pittman, offensive coordinator Kendal Briles, QB KJ Jefferson, RB Raheim Sanders, LB Bumper Pool and others. Find The Hog Pod anywhere you get your podcasts, or visit [ArkansasRazorbacks.com/TheHogPod](https://ArkansasRazorbacks.com/TheHogPod).

## RAZORBACK NOTEBOOK

## CATCH THIS

- With the departure of WR Jadon Haselwood, who has declared for the upcoming NFL Draft, Arkansas will enter the Liberty Bowl with only two players on the roster who have caught at least 30 career passes: WR Matt Landers and RB Raheim Sanders.

Rank	Player	Career Games Played	Career Receptions
1.	WR Matt Landers	49	76
2.	RB Raheim Sanders	25	39
3.	TE Hudson Henry	28	25
4.	WR Bryce Stephens	16	11
5.	RB Rashod Dubinion	12	9
6.	RB AJ Green	24	9

- Haselwood boasted a team-leading 121 career receptions for 1,438 yards and 10 touchdowns in 40 career games played. He tallied at least one reception in 28 consecutive games played dating back to his 2019 season at Oklahoma.
- Haselwood had a team-best 59 catches for 702 yards and three touchdowns in 12 games this season. He caught at least three receptions in all 12 games he played in during his one and only year as a Razorback.
- Landers spent the first three seasons of his career at Georgia before transferring at Toledo, where he had 20 catches for 514 yards and five touchdowns last year. He has 76 career receptions for 1,426 yards and 13 scores in 49 career games.
- Landers is the Hogs' top pass-catching with 44 receptions for a team-leading 780 yards and seven touchdowns in 12 games.

## ARKANSAS' ALL-TIME LEADING TACKLER

- LB Bumper Pool will be remembered by fans as one of the top defensive playmakers in Arkansas Razorback history.
- Pool, who missed the regular-season finale and will miss the Liberty Bowl due to injury, finished his final campaign on The Hill ranked second on the Razorbacks in total tackles (92).
- He added five quarterback hurries and three breakups to go along with 4.5 tackles for loss and 2.0 sacks.
- Pool collected his team-leading 21st career double-digit tackle effort against LSU (Nov. 13), his fourth double-digit tackle performance of the 2022 season.
- Pool led the Hogs in total tackles with 125 (45 solo) in 2021, his second consecutive season with 100+ total tackles after posting 101 total tackles in nine games during the 2020 season.
- He was one of three Arkansas linebackers to record at least 100 total tackles last season as Arkansas finished as the only team in the SEC with three players in the league's top 10 in tackles per game last season.
- The Lucas, Texas, product was one of college football's premier tackling machines, totaling the third-most stops (412) among all FBS defenders since 2019.
- Pool sits behind the NCAA's all-time leading tackler Troy LB Carlton Martial, who has totaled 488 tackles in that same span.
- Pool, who entered the 2022 campaign ranked No. 9 in Arkansas history with 349 career stops, became the program's all-time leading tackler earlier this season against Mississippi State (Oct. 8), which was the 50th game of his career.
- Below is a table of the top-10 tacklers in Arkansas history, which is led by Pool's 441 career stops – a record which is unlikely to ever be broken again:

Rank	Player	Career Tackles
1.	<b>Bumper Pool (2018-pres.)</b>	<b>441 (174 UT, 267 AT)</b>
2.	Tony Bua (2000-03)	408 (248 UT, 160 AT)
3.	Jerry Franklin (2003-06)	382 (199 UT, 183 AT)
4.	Ken Hamlin (2000-02)	381 (221 UT, 160 AT)
5.	Sam Olajubutu (2003-06)	372 (223 UT, 149 AT)
6.	De'Jon Harris (2016-19)	371 (198 UT, 173 AT)
7.	Caleb Miller (2000-03)	368 (232 UT, 136 AT)
8.	Cliff Powell (1967-69)	367 (172 UT, 195 AT)
9.	Ronnie Caveness (1962-64)	357 (133 UT, 224 AT)
10.	Rickey Williams (1984-87)	343 (210 UT, 133 AT)

## FROM THE DESK OF QB1

*As part of his practicum at the University of Arkansas, QB KJ Jefferson has assisted the Razorback Communications staff with a few game notes ahead of the Liberty Bowl.*

- Under head coach Sam Pittman, Arkansas has gained 400+ total yards of offense in 24 of 35 games and rushed for 200+ yards in 20 of 35 games.
- The Hogs have recorded 400+ total yards of offense in nine of their 12 games this season, including two consecutive games with 500+ total yards of offense against BYU (Oct. 15) and Auburn (Oct. 29).
- Of QB KJ Jefferson's 25 career starts under center, nine have come against top-25 teams in the AP Poll: #1 LSU (2019), #2 Alabama (2021 & 2022), #2 Georgia (2021), #7 Texas A&M (2021), #15 Texas (2021), #17 Ole Miss (2021), #23 Cincinnati (2022), #23 Texas A&M (2022), #23 Liberty (2022), #14 Ole Miss (2022).
- Arkansas has scored 30 points in 15 of QB KJ Jefferson's 25 career starts: 48 at Missouri (2020), 38 vs. Rice (2021), 40 vs. Texas (2021), 45 vs. Georgia Southern (2021), 51 at Ole Miss (2021), 45 vs. UAPB (2021), 31 vs. Mississippi State (2021), 35 at Alabama (2021), 34 vs. Missouri (2021), 31 vs. Cincinnati (2022), 44 vs. South Carolina (2022), 38 vs. Missouri State (2022), 52 at BYU (2022), 41 at Auburn (2022), 42 vs. Ole Miss (2022).

- QB KJ Jefferson has completed 68.3 percent of his pass attempts this year. If the season ended today, his completion percentage would rank second for a single season in program history. His completion percentage of 67.3 last season is currently No. 2 in the record book.

- With 74 rushing yards against Kansas in the Liberty Bowl, RB Raheim Sanders would be the third Arkansas rusher in program history to eclipse the 1,500-yard rushing mark on the ground in a season. RB Darren McFadden and RB Alex Collins have also done so.

- K Cam Little has connected on 32-of-39 field goals and all 90 of his point-after attempts in his career. His career field goal percentage (82.1%) ranks first all-time in Arkansas history (min. 20 made field goals).

## RAZORBACK NOTEBOOK

## DREW IT UP

- It took just one season for LB Drew Sanders to leave his mark as one of the top playmakers in Razorback history.
- A consensus All-American, Sanders, who transferred to Arkansas after beginning his career at Alabama, has declared for the upcoming NFL Draft and is projected to be a top pick.
- In 12 games, Sanders led Arkansas in total tackles (103), tackles for loss (13.5), sacks (9.5) and forced fumbles (3).
- With the help of Sanders, who finished the regular season second among all SEC defenders in sacks, Arkansas leads the SEC in total sacks (39), three more than the next closest team (Alabama - 36) and one shy of matching the school record.
- Sanders' 9.5 sacks are the most by a Razorback defender since DE Chris Smith totaled 9.5 sacks in 2012. Sanders is tied with Smith for seventh-most in a season in school history.
- Sanders is only the second FBS defender since 2000 (Buffalo LB Khalil Mack in 2013) with 100 or more total tackles and at least 13.0 tackles for loss, nine sacks, three forced fumbles, a fumble recovery and an interception in a season.
- Since 2000, two SEC defenders have recorded double-digit tackles with two sacks, two forced fumbles and at least one pass breakup in a game: Sanders vs. South Carolina in 2022 & Greg Hardy (Ole Miss) vs. Alabama in 2007.



**Drew Sanders is only the second FBS defender since 2000 to total 100 tackles with at least 13 TFL, nine sacks, three forced fumbles, a fumble recovery and an interception in a single season.**

## PICK CITY

- Since the start of the 2020 season, the Razorbacks have totaled 33 interceptions in 35 games. Arkansas tallied 13 interceptions in 10 games in 2020, 13 interceptions in 13 games in 2021, and has seven in 12 games in 2022.
- DB Dwight McGlothern, a transfer from LSU, leads the Razorbacks with three interceptions this season.
- The Hogs' ball-hawking prowess since 2020 has been led by DB Jalen Catalon (5) and DB Hudson Clark (4). DB Latavious Brini (1), DB Malik Chavis (1), DL Eric Gregory (1), DB Quincey McAdoo (1) and LB Drew Sanders (1) have each picked off passes.

## CAM KICKS FOR A CAUSE

- For every field goal hit, K Cam Little donates \$20 to Down Syndrome Connection of Northwest Arkansas. In 24 games over two seasons, he has raised \$400 in made field goals.
- Little donated \$10 per made field goal to DSCNWA last season in the midst of turning in one of the best freshman campaigns in program history, earning Freshman All-America praise from the Football Writers Association of America.
- In his first year on campus, Little connected on 20-of-24 (83.3%) field goal attempts, was a perfect 46-for-46 on point after attempts and led the Razorbacks with 106 points – just the sixth 100-point season by an Arkansas kicker in history.
- Little's stellar freshman campaign etched his name into the Arkansas record books as his 20 made field goals tied K Todd Wright (20 field goals in 1989) for third most in a single season.
- Nationally, Little's 20 made field goals were second most among all FBS freshman kickers last season, and his field goal percentage (83.3%) was the best among all FBS freshman kickers with a minimum of 20 field goal attempts.
- Little, who has drilled 12-of-15 field goal tries in 2022, is a perfect 9-for-9 on field goals inside 40 yards this season.
- For his career, Little is 32-of-39 on field goal attempts, including a 22-of-23 (95.7%) mark on field goals inside 40 yards, with a pair of career-long makes from 51 yards.
- His career field goal percentage (82.1%) currently ranks first all-time in Arkansas history (minimum 20 made field goals).

## FIELD GOAL FUNDRAISER

Game	Opponent	Made-Att.	Money Raised
1	Rice	1-1	\$10
2	Texas	4-4	\$40
3	Georgia Southern	1-1	\$10
4	Texas A&M	2-2	\$20
5	Georgia	0-1	\$0
6	Ole Miss	1-2	\$10
7	Auburn	1-2	\$10
8	UAPB	1-1	\$10
9	Mississippi State	3-4	\$30
10	LSU	3-3	\$30
11	Alabama	0-0	\$0
12	Missouri	2-2	\$20
13	Penn State	1-1	\$10
14	Cincinnati	1-1	\$20
15	South Carolina	0-1	\$0
16	Missouri State	1-1	\$20
17	Texas A&M	0-1	\$0
18	Alabama	2-2	\$40
19	Mississippi State	1-1	\$20
20	BYU	1-1	\$20
21	Auburn	2-2	\$40
22	Liberty	1-1	\$20
23	LSU	1-1	\$20
24	Ole Miss	0-1	\$0
25	Missouri	2-2	\$40
		32-39	\$440

## EXTRA! EXTRA! READ ALL ABOUT IT!

- Follow @RazorbackComms, the official Twitter account of Razorback Communications, for Arkansas stats and facts. The account is operated by members of the school's communications staff.
- In-game notes and information will be shared in addition to a traditional postgame notes package, which is shared via email and archived at ArkansasRazorbacks.com.



## SEC STANDINGS

## EASTERN DIVISION

Team	OVR	SEC	Home	Road	Strk
Georgia	12-0	8-0	6-0	4-0	W12
Tennessee	10-2	6-2	7-0	3-2	W1
South Carolina	8-4	4-4	5-2	3-2	W2
Kentucky	7-5	3-5	5-3	2-2	W1
Florida	6-6	3-5	5-2	1-3	L2
Missouri	6-6	2-5	5-2	1-4	W2
Vanderbilt	5-7	2-6	2-4	3-3	L1

## WESTERN DIVISION

Team	OVR	SEC	Home	Road	Strk
LSU	9-3	6-2	6-1	3-1	L1
Alabama	10-2	6-2	7-0	3-2	W3
Mississippi St.	8-4	4-4	6-1	2-3	W2
Ole Miss	8-4	4-4	5-2	3-2	L3
Arkansas	6-6	3-5	4-3	2-2	L1
Auburn	5-7	2-6	5-3	0-4	L1
Texas A&M	5-7	2-6	4-3	0-4	W2

## SEC BOWL SCHEDULE

*Saturday, Dec. 17 (Las Vegas Bowl)*  
Florida vs. Oregon State | 1:30 p.m. | ESPN

*Friday, Dec. 23 (Gasparilla Bowl)*  
Wake Forest vs. Missouri | 5:30 p.m. | ESPN

*Wednesday, Dec. 28 (Liberty Bowl)*  
Kansas vs. Arkansas | 4:30 p.m. | ESPN

*Friday, Dec. 30 (Texas Bowl)*  
Texas Tech vs. Ole Miss | 8 p.m. | ESPN

*Friday, Dec. 30 (Gator Bowl)*  
Notre Dame vs. South Carolina | 2:30 p.m. | ESPN

*Friday, Dec. 30 (Orange Bowl)*  
Tennessee vs. Clemson | 7 p.m. | ESPN

*Saturday, Dec. 31 (Sugar Bowl)*  
Alabama vs. Kansas State | 11 a.m. | ESPN

*Saturday, Dec. 31 (Music City Bowl)*  
Iowa vs. Kentucky | 11 a.m. | ABC

*Saturday, Dec. 31 (Peach Bowl / CFP Semifinal)*  
Ohio State vs. Georgia | 7 p.m. | ESPN

*Monday, Jan. 2 (Reliaquest Bowl)*  
Mississippi State vs. Illinois | 11 a.m. | ESPN2

*Monday, Jan. 2 (Citrus Bowl)*  
LSU vs. Purdue | Noon | ABC

All times Central

## HOGS IN THE POLLS

	AP	Coaches	CFP
Preseason	19	23	-
Sept. 6 (Week 2)	16	17	-
Sept. 11 (Week 3)	10	11	-
Sept. 18 (Week 4)	10	10	-
Sept. 25 (Week 5)	20	19	-
Oct. 2 (Week 6)	RV	25	-
Oct. 9 (Week 7)	NR	NR	-
Oct. 16 (Week 8)	RV	RV	-
Oct. 23 (Week 9)	RV	RV	-
Oct. 30 (Week 10)	RV	RV	NR
Nov. 6 (Week 11)	NR	NR	NR
Nov. 13 (Week 12)	NR	NR	NR
Nov. 20 (Week 13)	RV	NR	NR
Nov. 27 (Week 14)	NR	NR	NR
Dec. 4 (Week 15)	NR	NR	NR



## ACTIVE CAREER LEADERS

## TACKLES

Rank	Player, Class	Tackles
1.	Bumper Pool, *Sr.	441
2.	Jalen Catalon, R-Jr.	159
3.	Drew Sanders, Jr.	136
4.	Jordan Domineck, R-Sr.	134
5.	Hudson Clark, R-Jr.	132

## TACKLES FOR LOSS

Rank	Player, Class	TFL
1.	Bumper Pool, *Sr.	27.5
2.	Jordan Domineck, R-Sr.	25.0
3.	Drew Sanders, Jr.	16.0
4.	Zach Williams, Sr.	13.5
5.	Terry Hampton, *Sr.	12.0

## SACKS

Rank	Player, Class	Sacks
1.	Jordan Domineck, R-Sr.	15.5
2.	Drew Sanders, Jr.	10.5
3.	Zach Williams, Sr.	8.0
4.	Eric Gregory, R-Jr.	5.5
5.	Chris Paul Jr., So.	4.0

## INTERCEPTIONS

Rank	Player, Class	INT
1.	Jalen Catalon, R-Jr.	5
2.	Dwight McGlothern, Jr.	4
	Hudson Clark, R-Jr.	4
4.	Latavious Brini, *Sr.	2
5.	Malik Chavis, R-Jr.	1
	Eric Gregory, R-Jr.	1
	Quincey McAdoo, Fr.	1
	Drew Sanders, Jr.	1

## RUSHING

Rank	Player, Class	Yards/TD
1.	Raheim Sanders, So.	2,004/15
2.	KJ Jefferson, R-Jr.	1,299/17
3.	Dominique Johnson, Jr.	618/7
4.	AJ Green, So.	540/3
5.	Rashod Dubinion, Fr.	181/3

## RECEPTIONS

Rank	Player, Class	Receptions/Yards/TD
1.	Jadon Haselwood, R-Jr.	121/1,438/10
2.	Matt Landers, Sr.	76/1,426/13
3.	Raheim Sanders, So.	39/380/3
4.	Hudson Henry, R-Jr.	25/148/1
5.	Bryce Stephens, So.	11/97/1



## THE RAZORBACK DAILY

The Razorback Daily is the official daily podcast of the Arkansas Razorbacks. Hosted by Quinn Grovey and Matt Zimmerman, it is the one-stop shop for everything fans need to know about the Hogs: the biggest stories, exclusive interviews and opinions on the most important news of the day. Find The Razorback Daily anywhere you get your podcasts, or visit [linktr.ee/razorbackdaily](http://linktr.ee/razorbackdaily).

## RAZORBACK NOTEBOOK

## POWER TO THE PORTAL

- Arkansas added nine student-athletes, including six defensive players, from the transfer portal in the offseason:

Player	Previous School(s)
DB Latavious Brini	Georgia
DL Jordan Domineck	Georgia Tech
QB Cade Fortin	UNC/South Florida
DL Terry Hampton	Arkansas State
WR Jadon Haselwood	Oklahoma
DL Landon Jackson	LSU
WR Matt Landers	Georgia/Toledo
DB Dwight McGlothern	LSU
LB Drew Sanders	Alabama

- Landers' 780 receiving yards through 12 games are the most by an Arkansas pass catcher not named WR Treyton Burks since WR Keon Hatcher tallied 743 receiving yards in 12 games during the 2016 campaign.
- Domineck ranks second on the Razorbacks in sacks (6.5) and is third in tackles for loss (7.5). His 15.5 career sacks are the most among all active Arkansas defenders.
- McGlothern has started all 12 games at cornerback and reeled in a team-leading three interceptions this season.

## VETERAN PRESENCE UP FRONT

- Arkansas features four veterans - redshirt senior Dalton Wagner, senior Ricky Stromberg, redshirt junior Brady Latham and redshirt junior Beaux Limmer - on its offensive line. The group has combined for 171 career games played & 146 career starts:

Player	Career Games Played	Career Starts (Consecutive Starts)
Dalton Wagner	52	39 (2)
Ricky Stromberg	46	44 (25)
Brady Latham	37	35 (35)
Beaux Limmer	36	28 (23)
<b>Total</b>	<b>171</b>	<b>146</b>

- The Razorbacks have started the same five linemen - Wagner, Stromberg, Latham, Limmer and redshirt senior Luke Jones (12 career starts) - in 11 of 12 games this season, paving the way for RB Raheim Sanders, the SEC's second-leading rusher.
- Behind the unit's blocking, Arkansas ranks second in the SEC in rushing yards (2,681) and rushing yards per game (223.4).
- Through 12 games this season, the Hogs have posted 5,445 yards of total offense (2,681 rushing, 2,764 passing). With one game left, the offense could become just the third in school history to top 6,000 total yards of offense (2010, 2015).
- Two Arkansas ball carriers - Sanders and QB KJ Jefferson - have totaled at least 500 rushing yards with seven or more rushing scores this season. The Razorbacks last accomplished that feat in 2017 with RB David Williams and RB Devwah Whaley.
- The offensive line has helped Sanders average 6.5 yards per carry this season. If the season ended today, Sanders' yards per rush would rank third in school history for most yards per rush in a season (minimum 99 rushes).
- This season, Sanders is gaining 118.8 total yards per game on 6.5 yards per play behind the blocking of the offensive line.
- In RB Darren McFadden's record-setting 2007 season, in which he set the program's single-season rushing mark (1,830 yards on 325 carries), Arkansas' offensive line helped him total 153.4 yards from scrimmage per game on 5.8 yards per play.

## NEW HOGS ON THE HILL

- Two new coaches have joined the program since the conclusion of the regular season.
- Travis Williams was named the Razorbacks' defensive coordinator after spending the last two seasons at UCF as the Knights' defensive coordinator and linebackers coach.
- Morgan Turner was named the Hogs' tight ends coach after 10 seasons in the same role at Stanford, where he helped build the program into Tight End U, producing numerous NFL tight ends such as Zach Ertz (Arizona), Dalton Schultz (Dallas), Austin Hooper (Tennessee) and others.



**Jordan Domineck**, a Georgia Tech transfer, has tallied 7.5 tackles for loss and 6.5 sacks through 12 games this season. His 15.5 career sacks are the most among all active Arkansas defenders.



## 2022 HONORS

**DREW SANDERS • JR. • LB****Unanimous All-American**

- Associated Press – First Team
- American Football Coaches Association – Second Team
- Football Writers Association of America – Second Team
- The Sporting News – Second Team
- Walter Camp Football Foundation – Second Team

**All-SEC**

- Associated Press – First Team
- Coaches – First Team
- Pro Football Focus – First Team
- USA Today – First Team

**Butkus Award Finalist****Bednarik Award Semifinalist**
**Butkus Award National Linebacker of the Month**  
 • September

**Walter Camp Football Foundation National Defensive Player of the Week**  
 • Week 2

**Bednarik Award Player of the Week**  
 • Week 2

**SEC Defensive Player of the Week**  
 • Week 2  
 • Week 12
**JAKE BATES • SR. • K****All-SEC**

- Coaches – First Team

**HUDSON CLARK • R-JR. • DB****All-SEC**

- USA Today – First Team

**Paycom Jim Thorpe Award Player of the Week**  
 • Week 7

**SEC Defensive Player of the Week**  
 • Week 7
**RICKY STROMBERG • JR. • OL****All-American**

- Pro Football Focus – Honorable Mention

**Jacobs Blocking Trophy****All-SEC**

- Associated Press – First Team
- Coaches – First Team
- Pro Football Focus – First Team
- USA Today – First Team

**SEC Offensive Lineman of the Week**

- Week 2
- Week 12

**East-West Shrine Bowl****JORDAN DOMINECK • R-SR. • DL**
**SEC Defensive Lineman of the Week**  
 • Week 1
**JADON HASELWOOD • R-JR. • WR****East-West Shrine Bowl****KJ JEFFERSON • R-JR. • QB**
**Davey O'Brien Award Great 8**  
 • Week 1

**Manning Award Stars of the Week**  
 • Week 7
**Davey O'Brien Award Semifinalist****BRADY LATHAM • R-JR. • OL****All-SEC**

- Pro Football Focus – Third Team

**BEAUX LIMMER • R-JR. • OL****All-American**

- Pro Football Focus – Third Team

**All-SEC**

- Associated Press – Second Team
- Pro Football Focus – Second Team

**RAHEIM SANDERS • SO. • RB****All-SEC**

- Associated Press – First Team
- USA Today – First Team
- Coaches – Second Team
- Pro Football Focus – Second Team

**SEC Offensive Player of the Week**

- Week 9
- Week 12

**CAM LITTLE • SO. • K****SEC Community Service Team****QUINCEY McADOO • FR. • DB****Freshman All-SEC****DWIGHT MCGLOTHERN • JR. • DB****All-SEC**

- Coaches – Second Team
- Pro Football Focus – Third Team

**CHRIS PAUL JR. • R-FR. • LB****Freshman All-American**

- College Football News – Second Team
- The Athletic – Second Team

**Freshman All-SEC****BUMPER POOL • SR. • LB****All-SEC**

- Coaches – Second Team

**Paul Hornung Award Honor Roll**

- Week 2

**SEC Defensive Player of the Week**

- Week 1

**ELI STEIN • FR. • LS****Freshman All-SEC****DALTON WAGNER • R-SR. • OL****All-SEC**

- Pro Football Focus – First Team
- Associated Press – Second Team

**East-West Shrine Bowl**

## MISCELLANEOUS OFFENSE STATS

## GAMES WITH A RECEPTION

Player	2018	2019	2020	2021	2022	Career
Nathan Bax	--	0	0	0	2	2
Rashod Dubinion	--	--	--	--	6	6
AJ Green	--	--	--	5	1	6
Jadon Haselwood	--	6	3	12	12	33
Hudson Henry	--	2	5	3	2	12
Malik Hornsby	--	--	--	0	2	2
Ketron Jackson Jr.	--	--	--	4	10	14
KJ Jefferson	--	1	0	0	0	1
Dominique Johnson	--	--	0	5	0	5
Trey Knox	--	7	5	6	10	28
Matt Landers	0	6	1	7	11	25
Raheim Sanders	--	--	--	6	11	17
Isaiah Sategna	--	--	--	--	1	1
Bryce Stephens	--	--	--	1	5	6
Warren Thompson	--	--	--	10	7	17
Jaedon Wilson	--	--	--	--	1	1

## 5+ RECEPTIONS

Player	2018	2019	2020	2021	2022	Career
Jadon Haselwood	--	0	0	1	8	9
Hudson Henry	--	0	1	0	0	1
Trey Knox	--	3	0	1	1	5
Matt Landers	0	0	0	2	2	4
Raheim Sanders	--	--	--	0	1	1

## 20+ YARD RECEPTION

Player	2018	2019	2020	2021	2022	Career
Rashod Dubinion	--	--	--	--	1	1
AJ Green	--	--	--	1	1	2
Jadon Haselwood	--	--	--	--	5	5
Ketron Jackson Jr.	--	--	--	1	5	6
Dominique Johnson	--	--	0	1	0	1
Trey Knox	--	5	1	0	6	12
Matt Landers	--	--	--	--	15	15
Raheim Sanders	--	--	--	2	3	5
Bryce Stephens	--	--	--	--	1	1
Warren Thompson	--	--	0	4	3	7

## 40+ YARD RECEPTION

Player	2018	2019	2020	2021	2022	Career
AJ Green	--	--	--	--	1	1
Jadon Haselwood	--	--	--	--	2	2
Ketron Jackson Jr.	--	--	--	0	1	1
Dominique Johnson	--	--	--	0	1	1
Trey Knox	--	--	1	0	0	1
Matt Landers	--	--	--	--	3	3
Raheim Sanders	--	--	--	0	1	1
Bryce Stephens	--	--	--	--	1	1
Warren Thompson	--	--	--	0	1	1

## 100 YARDS RECEIVING

Player	2018	2019	2020	2021	2022	Career
Jadon Haselwood	--	0	0	0	1	1
Matt Landers	0	0	0	2	3	5

## GAMES WITH MULTIPLE RECEIVING TDS

Player	2018	2019	2020	2021	2022	Career
Jadon Haselwood	--	0	0	2	0	2
Trey Knox	--	0	0	0	2	2
Matt Landers	0	0	0	1	2	3

## GAMES WITH A RECEIVING TD

Player	2018	2019	2020	2021	2022	Career
Rashod Dubinion	--	--	--	--	1	1
AJ Green	--	--	--	1	0	1
Jadon Haselwood	--	1	0	3	3	7
Hudson Henry	--	--	1	0	0	1
Ketron Jackson Jr.	--	--	--	1	2	3
Dominique Johnson	--	--	0	1	0	1
Trey Knox	--	2	0	1	3	6
Matt Landers	0	1	0	4	4	9
Raheim Sanders	--	--	--	1	2	3
Bryce Stephens	--	--	--	--	1	1
Warren Thompson	--	--	0	2	2	4

## 10+ YARD RUNS

Player	2018	2019	2020	2021	2022	Career
Reid Bauer	0	0	0	1	0	1
Rashod Dubinion	--	--	--	--	7	7
Cade Fortin	--	--	--	--	1	1
AJ Green	--	--	--	6	8	14
Malik Hornsby	--	--	0	9	8	17
Javion Hunt	--	--	--	1	0	1
Ketron Jackson Jr.	--	--	--	0	1	1
KJ Jefferson	--	3	3	34	19	61
Dominique Johnson	--	--	0	20	1	21
Raheim Sanders	--	--	--	18	42	60

## 20+ YARD RUNS

Player	2018	2019	2020	2021	2022	Career
Reid Bauer	0	0	0	1	0	1
A.J. Green	--	--	--	2	0	2
Malik Hornsby	--	--	0	3	2	5
KJ Jefferson	--	1	0	4	4	9
Dominique Johnson	--	--	0	6	0	6
Raheim Sanders	--	--	--	3	15	18

## 100 YARDS RUSHING

Player	2018	2019	2020	2021	2022	Career
Malik Hornsby	--	--	--	0	1	1
KJ Jefferson	--	0	0	1	1	2
Dominique Johnson	--	--	0	1	0	1
Raheim Sanders	--	--	--	1	7	8

## 200 YARDS RUSHING

Player	2018	2019	2020	2021	2022	Career
Raheim Sanders	--	--	--	0	1	1

## GAMES WITH A RUSHING TD

Player	2018	2019	2020	2021	2022	Career
Rashod Dubinion	--	--	--	--	2	2
A.J. Green	--	--	--	1	2	3
Malik Hornsby	--	--	0	1	0	1
KJ Jefferson	--	1	2	3	6	12
Dominique Johnson	--	--	0	6	0	6
Raheim Sanders	--	--	--	3	6	9

## GAMES WITH MULTIPLE RUSHING TDS

Player	2018	2019	2020	2021	2022	Career
Rashod Dubinion	--	--	--	--	1	1
KJ Jefferson	--	0	0	2	1	3
Dominique Johnson	--	--	0	1	0	1
Raheim Sanders	--	--	--	2	3	5

## MISC. OFFENSE STATS

## CAREER 100-YARD RUSHING GAMES

Raheim Sanders • So. • RB (8)

232 - Ole Miss, 2022  
 175 - BYU, 2022  
 171 - Auburn, 2022  
 167 - Missouri State, 2022  
 156 - South Carolina, 2022  
 139 - Ole Miss, 2021  
 117 - Cincinnati, 2022  
 101 - Alabama, 2022

KJ Jefferson • R-Jr. • QB (2)

110 - Penn State, 2022  
 105 - Texas A&M, 2022

Dominique Johnson • Jr. • RB (1)

107 - Mississippi State, 2021

Malik Hornsby • R-So. • QB (1)

114 - Mississippi State, 2022

## CAREER 100-YARD RECEIVING GAMES

Matt Landers • Sr. • WR (5)

\*150 - Eastern Michigan, 2021  
 \*137 - Middle Tennessee, 2021  
 123 - Missouri State, 2022  
 119 - Liberty, 2022  
 115 - Auburn, 2022  
 \*at Toledo

Jadon Haselwood • R-Jr. • WR (1)

113 - Mississippi State, 2022

## MISC. DEFENSE STATS

## DOUBLE-DIGIT TACKLES

Player	2018	2019	2020	2021	2022	Career
Simeon Blair	--	0	0	0	1	1
Jalen Catalon	--	--	7	1	0	8
Hudson Clark	--	--	1	0	1	2
Joe Foucha	0	2	1	1	0	4
Bumper Pool	1	3	6	7	4	21
Drew Sanders	--	--	0	0	6	6

## TEAM LEADER IN TACKLES (Ties included)

Player	2018	2019	2020	2021	2022	Career
Latavious Brini	--	--	--	--	1	1
Jalen Catalon	--	--	1	1	0	2
Hudson Clark	--	--	1	0	1	2
Dwight McGlothlen	--	--	--	--	1	1
Chris Paul Jr.	--	--	--	--	1	1
Bumper Pool	0	3	5	7	2	17
Drew Sanders	--	--	--	--	7	7

## GAMES WITH A SACK (Half sacks included)

Player	2018	2019	2020	2021	2022	Career
Simeon Blair	--	--	0	1	0	1
Taurean Carter	--	0	0	1	0	1
Jordan Domineck	0	0	3	5	5	13
Dorian Gerald	--	0	1	0	0	1
Eric Gregory	--	--	3	1	2	6
Terry Hampton	0	1	2	0	1	1
Landon Jackson	--	--	--	0	4	4
Jayden Johnson	--	--	--	0	2	2
Quincey McAdoo	--	--	--	--	1	1
Isaiah Nichols	--	--	1	2	0	3
Chris Paul Jr.	--	--	--	--	3	3
Bumper Pool	0	1	1	0	2	4
Drew Sanders	0	0	0	1	8	9
Myles Slusher	--	--	0	1	2	3
Jashaud Stewart	--	--	0	0	2	2
Zach Williams	--	0	1	4	5	10

## MULTIPLE SACKS (1.5 sacks or more)

Player	2019	2020	2021	2022	Career
Jordan Domineck	0	0	0	1	1
Dorian Gerald	--	0	1	0	1
Chris Paul	--	--	--	2	2
Drew Sanders	--	0	0	2	2
Zach Williams	0	0	0	1	1

## ARKANSAS 20+ YARD PLAYS

Yards	Type	Player(s)	Opponent	25	Run	KJ Jefferson	Auburn
82*	PR	Bryce Stephens	Missouri State	25	Run	Malik Hornsby	Mississippi State
76	Run	Raheim Sanders	Auburn	24	Run	Raheim Sanders	BYU
73*	Pass	KJ Jefferson to Raheim Sanders	Missouri State	24	Run	Raheim Sanders	Cincinnati
68*	Run	Raheim Sanders	Ole Miss	23	Run	KJ Jefferson	Ole Miss
68	Pass	Malik Hornsby to J. Haselwood	Mississippi State	23*	Pass	KJ Jefferson to Matt Landers	Ole Miss
64*	Run	Raheim Sanders	BYU	23	Pass	KJ Jefferson to Raheim Sanders	Liberty
64	Pass	KJ Jefferson to Ketron Jackson Jr.	Missouri State	23	Pass	Malik Hornsby to Raheim Sanders	Mississippi State
56	Pass	KJ Jefferson to Matt Landers	Auburn	23*	Pass	KJ Jefferson to Warren Thompson	South Carolina
56*	Pass	KJ Jefferson to Warren Thompson	Texas A&M	22	Run	KJ Jefferson	Ole Miss
54*	Pass	Malik Hornsby to Bryce Stephens	Mississippi State	22	Pass	KJ Jefferson to Matt Landers	Liberty
52	Run	Malik Hornsby	Mississippi State	22	Pass	KJ Jefferson to Matt Landers	Auburn
47	Pass	KJ Jefferson to Matt Landers	Missouri State	22	Pass	KJ Jefferson to Trey Knox	BYU
47	Run	Raheim Sanders	South Carolina	22	Pass	KJ Jefferson to Trey Knox	Cincinnati
44	Pass	Malik Hornsby to J. Haselwood	Mississippi State	21	Pass	KJ Jefferson to Jadon Haselwood	Missouri
43	Run	Raheim Sanders	Missouri State	21	Pass	Malik Hornsby to Ketron Jackson	Mississippi State
40*	Pass	Cade Fortin to Matt Landers	LSU	20*	Run	Raheim Sanders	Ole Miss
39*	Pass	KJ Jefferson to Rashod Dubinion	BYU	20	Run	KJ Jefferson	Ole Miss
38*	Pass	KJ Jefferson to Jadon Haselwood	Missouri State	20*	Pass	KJ Jefferson to Ketron Jackson	Ole Miss
37	Pass	KJ Jefferson to Matt Landers	Missouri	20	Pass	KJ Jefferson to Trey Knox	Ole Miss
37	Run	Raheim Sanders	Cincinnati	20	Pass	KJ Jefferson to Jadon Haselwood	Auburn
36	Pass	KJ Jefferson to Matt Landers	Liberty	20	Pass	KJ Jefferson to Matt Landers	Alabama
36	Pass	KJ Jefferson to Trey Knox	BYU	20	Pass	KJ Jefferson to Matt Landers	Missouri State
36	Pass	KJ Jefferson to Trey Knox	Alabama	20	Pass	KJ Jefferson to Matt Landers	Cincinnati
34	Pass	KJ Jefferson to Matt Landers	Liberty				
34	KR	AJ Green	Missouri State	* touchdown scored on play			
34	PR	Bryce Stephens	Missouri State				
32	Run	Raheim Sanders	Ole Miss				
32*	Pass	KJ Jefferson to Ketron Jackson	Texas A&M				
32*	Pass	KJ Jefferson to Trey Knox	Cincinnati				
30	Pass	KJ Jefferson to Ketron Jackson	BYU				
30	Pass	KJ Jefferson to AJ Green	BYU				
30	Pass	KJ Jefferson to Jadon Haselwood	Missouri State				
29	Pass	Cade Fortin to Matt Landers	LSU				
29	Pass	KJ Jefferson to Warren Thompson	Auburn				
29	Pass	KJ Jefferson to Rashod Dubinion	Cincinnati				
28	Run	Raheim Sanders	Ole Miss				
28	Run	Raheim Sanders	Liberty				
27*	Pass	KJ Jefferson to Matt Landers	Missouri				
27	Run	Raheim Sanders	Missouri State				
26	Run	Raheim Sanders	Alabama				
26	Run	KJ Jefferson	Texas A&M				
26	Pass	KJ Jefferson to Matt Landers	Missouri State				



# HEAD COACH SAM PITTMAN

• Led Arkansas to wins over Texas A&M (Southwest Classic), LSU (Battle for the Golden Boot) and Missouri (Battle Line Rivalry) to capture all three rivalry trophies for the first time in school history in 2021.

• The Razorbacks won a bowl game for first time since 2016 and first Jan. 1 bowl since 2000 with 2022 Outback Bowl victory.

• Guided Arkansas to eight regular-season wins in 2021, the team's most victories in a regular season since the 2011 campaign.

Sam Pittman is in his third season as the head coach of the Arkansas Razorbacks after taking over as the school's 34th head coach prior to the 2020 season and restoring pride in the state's flagship football program.

Pittman has joined an elite group of Arkansas coaches having led the Razorbacks to bowl eligibility in each of his first three seasons - joining Lou Holtz, Ken Hatfield and Houston Nutt. Pittman's first Arkansas team was headed to the Texas Bowl in 2020 before the game was canceled due to COVID-19 issues within the TCU program. The Hogs capped a 9-4 campaign in 2021 with a victory over Penn State in the Outback Bowl.

The Oklahoma native has coached at seven different Power 5 schools during his 32 years of coaching, including Georgia, Oklahoma, Missouri, Kansas, North Carolina and Tennessee. With a wealth of experience, Pittman is widely regarded as one of the nation's best offensive line coaches and recruiters. He has coached 15 players that have been selected in the NFL Draft since 2013, including first round picks Andrew Thomas (4th in 2020), Isaiah Wilson (29th in 2020), Frank Ragnow (20th in 2018), Isaiah Wynn (23rd overall in 2018), Ja'Wuan James (19th overall in 2014) and Jonathan Cooper (7th overall in 2013).

Overall, Pittman has coached seven offensive linemen that were selected in the first round of the NFL Draft, including Stockar McDougle (20th overall in 2000). Travis Swanson also became the highest drafted Razorback center in school history when he was picked 76th overall in 2014.

An original member of Bret Bielema's staff at Arkansas in 2013, Pittman helped build the Razorbacks' offensive line into one of the best in the league. He quickly made an impact, helping Travis Swanson earn first-team All-America honors and be a Rimington Trophy finalist in 2013. His first two offensive lines at Arkansas led the SEC in sacks allowed per game and his offensive line in 2014 paved the way for two 1,000-yard rushers in Jonathan Williams and Alex Collins. That OL also averaged 328.4 pounds per player as the largest offensive line in the FBS and NFL that season.

Pittman's coaching career began in 1987 as the head coach at Princeton (Mo.) HS. He coached at Hutchinson (Kan.) CC for three seasons, including the final two as the head coach, before getting his first FBS opportunity at Northern Illinois in 1994. He later returned to NIU to help the Huskies to a pair of division championships and two bowl games. Pittman got his first experience in the SEC in 2012 when he joined the staff at Tennessee.

Pittman played defensive end at Pittsburg State, where he was a first-team NAIA All-American and twice earned all-conference recognition. He graduated with a bachelor's degree in 1986 and was inducted into the PSU Athletics Hall of Fame in 1998. He is married to his wife, Jamie.

## COACHING HISTORY

<b>2020-pres.</b>	<b>Arkansas</b> Head Coach
<b>2019</b>	<b>Georgia</b> Associate Head Coach/OL
<b>2016-18</b>	<b>Georgia</b> Offensive Line
<b>2013-15</b>	<b>Arkansas</b> Asst. HC/OL/Recruiting Coord.
<b>2012</b>	<b>Tennessee</b> Offensive Line
<b>2011</b>	<b>North Carolina</b> Associate Head Coach/OL
<b>2007-10</b>	<b>North Carolina</b> Offensive Line
<b>2004-06</b>	<b>Northern Illinois</b> Assistant Head Coach/OL
<b>2003</b>	<b>Northern Illinois</b> Offensive Line
<b>2001</b>	<b>Kansas</b> Offensive Line
<b>2000</b>	<b>Missouri</b> Offensive Line
<b>1999</b>	<b>Western Michigan</b> Assistant Coach
<b>1997-98</b>	<b>Oklahoma</b> Offensive Line
<b>1996</b>	<b>Cincinnati</b> Offensive Tackles/Tight Ends
<b>1994-95</b>	<b>Northern Illinois</b> Offensive Line
<b>1992-93</b>	<b>Hutchinson (Kan.) CC</b> Head Coach
<b>1991</b>	<b>Hutchinson (Kan.) CC</b> Offensive Line
<b>1989-90</b>	<b>Trenton (Mo.) HS</b> Head Coach
<b>1987-88</b>	<b>Princeton (Mo.) HS</b> Head Coach

# LIBERTY BOWL: KANSAS

## GAME-BY-GAME BREAKDOWN

	FINAL	SCORE BY QUARTER					FIRST DOWNS					RUSHING			PASSING			OFFENSE		PUNTING		FUMBLES		PENALTY	THIRD	TOTAL	
GAME	SCORE	1	2	3	4	OT	RU	PA	PN	TOT	ATT	YDS	TD	C-A-I	YDS	TD	ATT	YDS	NO-NET	AVG	NO-LOST	NO-YDS	NO-YDS	NO-YDS	NO-YDS	NO-YDS	NO-YDS
Cincinnati	24	0	0	17	7		7	15	2	24	31	111	1	26-43-1	325	2	76	436	4-185-46.2	2-1	10-65	8/16	31:24				
Arkansas	31	7	7	10	7		11	11	1	23	45	224	1	18-26-0	223	3	71	447	6-231-38.5	3-1	7-63	8/16	28:36				
S. Carolina	30	3	6	7	14		5	12	5	22	29	295	3	24-39-1	376	1	68	416	3-65-21.7	5-2	5-41	3-10	25:23				
Arkansas	44	7	14	0	23		20	7	1	28	65	40	5	18-21-0	162	1	86	457	3-107-35.7	0-0	10-122	9-16	34-37				
Missouri St.	27	7	10	7	3		5	14	2	21	32	52	2	24-43-0	357	1	75	409	8-380-47.5	0-0	8-63	7-18	35:51				
Arkansas	38	0	14	3	21		10	11	1	22	36	212	2	19-31-1	385	2	67	597	3-113-37.7	2-2	6-58	5-13	24:09				
Arkansas	21	14	0	0	7		17	7	0	24	54	244	1	12-19-0	171	2	73	415	6-218-36.3	5-1	3-30	6-15	30:34				
Texas A&M	23	0	13	10	0		7	7	2	16	34	192	1	11-21-0	151	1	55	343	5-218-43.6	3-0	9-65	4-12	29:26				
Alabama	49	14	14	0	21		9	7	1	17	42	317	5	11-22-1	238	2	64	555	3-137-45.7	3-0	10-101	9-14	26:38				
Arkansas	26	0	7	16	3		14	9	4	27	51	187	2	17-34-0	190	1	85	377	8-340-42.5	2-1	6-31	5-17	33:22				
Arkansas	17	0	10	7	0		11	7	0	18	44	241	1	10-23-2	242	1	67	483	4-164-41	1-0	10-84	8-16	24:19				
Miss. State	40	14	7	13	6		11	16	6	33	37	173	3	31-48-0	395	3	85	568	3-131-43.7	0-0	4-45	5-13	35:41				
Arkansas	52	7	25	14	7		14	18	2	34	42	277	2	29-40-0	367	5	82	644	1-62-62	1-1	7-98	12-15	31:13				
BYU	35	13	8	14	0		7	16	4	27	30	115	2	26-41-1	356	3	71	471	2-86-43	4-2	4-50	7-13	28:47				
Arkansas	41	7	10	14	10		11	10	2	23	48	286	4	16-24-0	234	1	72	520	3-129-43	1-1	10-53	8-14	29:50				
Auburn	27	3	10	0	14		9	11	0	20	38	183	2	24-33-0	285	1	71	468	5-206-41.2	0-0	7-55	11-19	30:10				
Liberty	21	7	14	0	0		9	8	0	17	38	91	0	15-25-1	315	3	63	315	7-251-35.9	3-0	3-27	7-15	30:38				
Arkansas	19	0	3	2	14		10	11	1	22	42	144	0	23-37-2	284	2	79	428	6-265-44.2	1-0	6-36	4-16	29:22				
LSU	12	0	6	7	0		11	4	0	15	51	198	1	8-15-1	86	0	66	284	6-261-43.5	1-1	7-44	4-14	32:44				
Arkansas	10	3	0	0	7		11	4	0	15	46	133	0	12-22-0	116	1	68	249	7-277-39.6	2-2	2-15	6-17	27:16				
Ole Miss	27	3	3	0	21		21	8	3	32	53	463	2	21-36-1	240	1	89	703	2-68-34	2-2	12-116	7-16	30:10				
Arkansas	42	14	21	7	0		12	9	3	24	43	352	3	17-22-0	168	3	65	503	6-209-34.8	0-0	7-61	5-12	29:50				
Arkansas	27	7	14	3	3		9	11	2	22	38	113	1	20-28-1	212	2	66	325	4-160-40.0	3-1	2-11	5-12	28:19				
Missouri	29	10	10	9	0		7	11	1	19	39	226	2	16-26-0	242	1	65	468	4-172-43.0	0-0	10-61	5-14	31:41				

## AP POLL

Rank	Team	Record	Points	Previous
1	Georgia (62)	13-0	1,574	1
2	Michigan (1)	13-0	1,513	2
3	TCU	12-1	1,430	3
4	Ohio State	11-1	1,398	5
5	Alabama	10-2	1,285	6
6	Tennessee	10-2	1,233	7
7	Utah	10-3	1,110	12
8	USC	11-2	1,068	4
9	Penn State	10-2	1,063	8
10	Clemson	11-2	1,042	10
11	Kansas State	10-3	1,032	13
12	Washington	10-2	933	9
13	Florida State	9-3	708	14
14	Tulane	11-2	681	18
15	Oregon	9-3	670	15
16	LSU	9-4	660	11
17	Oregon State	9-3	644	16
18	UCLA	9-3	570	17
19	Notre Dame	8-4	394	19
20	South Carolina	8-4	382	20
21	Texas	8-4	305	21
22	UTSA	11-2	227	23
23	Troy	11-2	158	23
24	Mississippi State	8-4	119	25
25	North Carolina State	8-4	59	NR

Other receiving votes: North Carolina 39, UCF 36, Cincinnati 32, Ole Miss 27, Fresno State 25, Purdue 17, South Alabama 17, Illinois 11, Boise State 6, Pitt 4, Minnesota 2, James Madison 1.

## USA TODAY COACHES POLL

Rank	Team	Record	Points	Previous
1	Georgia (59)	13-0	1,523	1
2	Michigan (2)	13-0	1,466	2
3	Ohio State	11-1	1,359	5
4	TCU	12-1	1,353	3
5	Alabama	10-2	1,282	6
6	Tennessee	10-2	1,116	8
7	Penn State	10-2	1,074	7
8	USC	11-2	1,054	4
9	Kansas State	10-3	1,050	10
10	Utah	10-3	1,044	12
11	Clemson	11-2	1,003	11
12	Washington	10-2	864	9
13	Florida State	9-3	741	14
14	Oregon	9-3	661	15
15	LSU	9-4	635	13
16	Oregon State	9-3	629	16
17	Tulane	11-2	591	18
18	UCLA	9-3	541	17
19	South Carolina	8-4	354	20
20	Notre Dame	8-4	323	19
21	Texas	8-4	300	21
22	UTSA	11-2	206	24
23	Mississippi State	8-4	139	25
24	Troy	11-2	132	NR
25	North Carolina	9-4	95	NR

Others receiving votes: North Carolina State 60, Ole Mi 44, UCF 43, Fresno State 37, Pitt 28, Air Force 17, South Alabam 14, Purdue 12, Cincinnati 10, Minnesota 7, Duke 6, Coastal Carolina 5, Illinois 4, Boise State 3.

## GAME-BY-GAME LEADERS

Opponent	Rushes	Rush Yards	Catches	Receiving Yards	Tackles	Tackles For Loss	Sacks
Cincinnati	20, Raheim Sanders	122, Raheim Sanders	6, Trey Knox	75, Trey Knox	13, Bumper Pool	1.5, Zach Williams	1, Sanders/Domineck
South Carolina	24, Raheim Sanders	156, Raheim Sanders	5, Jadon Haselwood	45, Matt Landers	11, Drew Sanders	3.0, Drew Sanders	2, Drew Sanders
Missouri State	22, Raheim Sanders	167, Raheim Sanders	7, Matt Landers	123, Matt Landers	12, Drew Sanders	2.5, Drew Sanders	2.5, Drew Sanders
Texas A&M	18, KJ Jefferson	105, KJ Jefferson	5, Jadon Haselwood	57, Warren Thompson	7, Bumper Pool	2.0, Eric Gregory	1, Gregory/Jackson
Alabama	22, Raheim Sanders	101, Raheim Sanders	6, Jadon Haselwood	48, Ketron Jackson Jr.	12, Drew Sanders	1.5, Bumper Pool	1.0, Drew Sanders
Mississippi State	20, Raheim Sanders	114, Malik Hornsby	4, Raheim Sanders	113, Jadon Haselwood	16, Drew Sanders	--	--
BYU	15, Raheim Sanders	175, Raheim Sanders	8, Matt Landers	99, Matt Landers	11, Hudson Clark	1.0, Brini, Paul Jr., Ball	--
Auburn	16, Raheim Sanders	171, Raheim Sanders	5, Jadon Haselwood	115, Matt Landers	7, Brini/McGlothorn	2.0, Latavious Brini	1.0, Three Tied
Liberty	17, Raheim Sanders	60, Raheim Sanders	8, Jadon Haselwood	119, Matt Landers	9, Drew Sanders	3.5, Drew Sanders	1.0, Four Tied
LSU	18, Malik Hornsby	79, Malik Hornsby	5, Jadon Haselwood	69, Matt Landers	12, Drew Sanders	2.0, Chris Paul Jr.	2.0, Chris Paul Jr.
Ole Miss	24, Raheim Sanders	232, Raheim Sanders	5, Raheim Sanders	38, Matt Landers	10, Drew Sanders	1.0, Four Tied	1.0, McAdoo, Williams
Missouri	19, KJ Jefferson	47, Raheim Sanders	7, Jadon Haselwood	79, Matt Landers	9, Chris Paul Jr.	2.0, Hudson Clark	1.0, Sanders, Stewart

## DEPTH CHART

## OFFENSE

<b>WR</b>	<b>13</b>	<b>Jaedon Wilson</b>	<b>R-Fr. // 6-3 // 175</b>
	85	Harper Cole	R-So. // 5-9 // 178
<b>WR</b>	<b>14</b>	<b>Bryce Stephens</b>	<b>R-Fr. // 6-0 // 176</b>
	16	Isaiah Sategna	Fr. // 5-11 // 173
<b>LT</b>	<b>70</b>	<b>Luke Jones</b>	<b>R-Sr. // 6-5 // 327</b>
	65	Devon Manuel	R-Fr. // 6-9 // 334
<b>LG</b>	<b>62</b>	<b>Brady Latham</b>	<b>R-Jr. // 6-5 // 307</b>
	75	Patrick Kutas	Fr. // 6-5 // 305
<b>C</b>	<b>55</b>	<b>Beaux Limmer</b>	<b>R-Jr. // 6-5 // 302</b>
	56	Marcus Henderson	R-So. // 6-5 // 303
<b>RG</b>	<b>53</b>	<b>Ty'Kieast Crawford</b>	<b>Jr. // 6-5 // 325</b>
	76	E'Marion Harris	Fr. // 6-7 // 340
<b>RT</b>	<b>78</b>	<b>Dalton Wagner</b>	<b>*R-Sr. // 6-9 // 331</b>
	72	Andrew Chamblee	Fr. // 6-6 // 303
<b>QB</b>	<b>1</b>	<b>KJ Jefferson</b>	<b>R-Jr. // 6-3 // 242</b>
	10	Cade Fortin	R-Sr. // 6-3 // 218
<b>RB</b>	<b>5</b>	<b>Raheim Sanders</b>	<b>So. // 6-2 // 227</b>
	0	AJ Green	So. // 5-11 // 208
	6	Rashod Dubinion	Fr. // 5-10 // 211
<b>TE</b>	<b>89</b>	<b>Nathan Bax</b>	<b>R-Sr. // 6-4 // 252</b>
	82	Hudson Henry	R-Jr. // 6-5 // 254
<b>WR</b>	<b>3</b>	<b>Matt Landers</b>	<b>*Sr. // 6-5 // 197</b>
	11	Sam Mbake	Fr. // 6-3 // 202

## DEFENSE

<b>DE</b>	<b>58</b>	<b>Jashaud Stewart</b>	<b>Jr. // 6-2 // 251</b>
	14	Jordan Domineck	R-Sr. // 6-3 // 251
<b>DT</b>	<b>99</b>	<b>Terry Hampton</b>	<b>*Sr. // 6-1 // 314</b>
	50	Eric Gregory	R-Jr. // 6-4 // 303
<b>DT</b>	<b>5</b>	<b>Cam Ball</b>	<b>R-Fr. // 6-5 // 303</b>
	90	Marcus Miller	R-Jr. // 6-5 // 286
	0	Nico Davillier	Fr. // 6-4 // 270
<b>DE</b>	<b>40</b>	<b>Landon Jackson</b>	<b>So. // 6-7 // 274</b>
	56	Zach Williams	Sr. // 6-4 // 261
<b>WILL</b>	<b>36</b>	<b>Jordan Crook</b>	<b>Fr. // 6-0 // 232</b>
	45	Jackson Woodard	R-So. // 6-3 // 231
<b>MIKE</b>	<b>27</b>	<b>Chris Paul Jr.</b>	<b>R-Fr. // 6-1 // 230</b>
	35	Mani Powell	Fr. // 6-3 // 234
<b>CB</b>	<b>3</b>	<b>Dwight McGlothorn</b>	<b>Jr. // 6-2 // 181</b>
	4	Malik Chavis	R-Jr. // 6-2 // 192
<b>S</b>	<b>7</b>	<b>Latavious Brini</b>	<b>*Sr. // 6-2 // 215</b>
	17	<b>Hudson Clark</b>	<b>R-Jr. // 6-2 // 182</b>
<b>S</b>	<b>15</b>	<b>Simeon Blair</b>	<b>R-Sr. // 5-10 // 208</b>
	8	Jayden Johnson	So. // 6-2 // 204
<b>CB</b>	<b>24</b>	<b>Quincey McAdoo</b>	<b>Fr. // 6-2 // 192</b>
	4	Malik Chavis	R-Jr. // 6-2 // 192
<b>NB</b>	<b>8</b>	<b>Jayden Johnson</b>	<b>So. // 6-2 // 204</b>
	18	Trent Gordon	R-Sr. // 5-11 // 188

## SPECIAL TEAMS

<b>K</b>	<b>29</b>	<b>Cam Little</b>	<b>So. // 6-2 // 181</b>
<b>KO</b>	<b>39</b>	<b>Jake Bates</b>	<b>*Sr. // 5-10 // 202</b>
<b>P</b>	<b>31</b>	<b>Max Fletcher</b>	<b>Fr. // 6-5 // 178</b>
<b>LS</b>	<b>48</b>	<b>Eli Stein</b>	<b>Fr. // 6-3 // 227</b>
<b>-OR-</b>	<b>52</b>	<b>John Oehrlein</b>	<b>R-Jr. // 6-1 // 235</b>
<b>H</b>	<b>31</b>	<b>Max Fletcher</b>	<b>Fr. // 6-5 // 178</b>
<b>KR</b>	<b>0</b>	<b>AJ Green</b>	<b>So. // 5-11 // 208</b>
	6	Rashod Dubinion	Fr. // 5-10 // 211
	85	Harper Cole	R-So. // 5-9 // 178
<b>PR</b>	<b>14</b>	<b>Bryce Stephens</b>	<b>R-Fr. // 6-0 // 176</b>
	85	Harper Cole	R-So. // 5-9 // 178



# LIBERTY BOWL: KANSAS

## GAME-BY-GAME OFFENSIVE STARTERS

Opponent	LT	LG	C	RG	RT	TE	TE/WR	QB	RB	WR	WR
Cincinnati	L. Jones	Latham	Stromberg	Limmer	Wagner	Knox	Thompson	Jefferson	R. Sanders	Haselwood	Landers
South Carolina	L. Jones	Latham	Stromberg	Limmer	Wagner	Knox	Thompson	Jefferson	R. Sanders	Haselwood	Landers
Missouri State	L. Jones	Latham	Stromberg	Limmer	Wagner	Knox	Thompson	Jefferson	R. Sanders	Haselwood	Landers
vs. Texas A&M	L. Jones	Latham	Stromberg	Limmer	Wagner	Knox	Thompson	Jefferson	R. Sanders	Haselwood	Landers
Alabama	L. Jones	Latham	Stromberg	Limmer	Wagner	Knox	K. Jackson	Jefferson	R. Sanders	Haselwood	Landers
at Mississippi State	L. Jones	Latham	Stromberg	Limmer	Wagner	Knox	K. Jackson	Fortin	R. Sanders	Haselwood	Landers
at BYU	L. Jones	Latham	Stromberg	Limmer	Wagner	Knox	K. Jackson	Jefferson	R. Sanders	Haselwood	Landers
at Auburn	L. Jones	Latham	Stromberg	Limmer	Wagner	Knox	K. Jackson	Jefferson	R. Sanders	Haselwood	Landers
Liberty	L. Jones	Latham	Stromberg	Limmer	Wagner	Knox	K. Jackson	Jefferson	R. Sanders	Haselwood	Landers
LSU	L. Jones	Latham	Stromberg	Limmer	Crawford	Knox	K. Jackson	Hornsby	R. Sanders	Haselwood	Thompson
Ole Miss	L. Jones	Latham	Stromberg	Limmer	Wagner	Knox	K. Jackson	Jefferson	R. Sanders	Haselwood	Landers
at Missouri	L. Jones	Latham	Stromberg	Limmer	Wagner	Knox	K. Jackson	Jefferson	R. Sanders	Haselwood	Landers

## GAME-BY-GAME DEFENSIVE STARTERS

Opponent	DE	DT	DT	DE	WILL	MIKE	CB	S	S	CB	NB	DIME
Cincinnati	Stewart	Gregory	Nichols	Z. Williams	Pool	D. Sanders	McGlothorn	Catalon	Blair	Clark	Slusher	--
South Carolina	Gregory	--	Nichols	Z. Williams	Pool	D. Sanders	McGlothorn	Brini	Blair	Clark	J. Johnson	K. Johnson
Missouri State	Jackson	Gregory	Nichols	Z. Williams	Pool	D. Sanders	McGlothorn	Brini	Blair	Chavis	J. Johnson	--
vs. Texas A&M	Jackson	Gregory	Nichols	Z. Williams	Pool	D. Sanders	McGlothorn	J. Johnson	Blair	Chavis	Slusher	--
Alabama	Jackson	--	Nichols	Z. Williams	Pool	D. Sanders	McGlothorn	J. Johnson	Blair	Chavis	Slusher	K. Johnson
at Mississippi State	Jackson	--	Nichols	Z. Williams	Pool	D. Sanders	McGlothorn	Clark	Blair	Chavis	J. Johnson	K. Johnson
at BYU	Jackson	Hampton	Nichols	Gregory	Pool	D. Sanders	McGlothorn	Clark	Brini	Chavis	Blair	--
at Auburn	Jackson	Hampton	Nichols	Gregory	Pool	D. Sanders	McGlothorn	Brini	Blair	Clark	Slusher	--
Liberty	Stewart	--	Nichols	Gregory	Pool	D. Sanders	McGlothorn	Brini	Blair	Chavis	Slusher	Clark
LSU	Stewart	--	Nichols	Gregory	Pool	D. Sanders	McGlothorn	Brini	Blair	McAdoo	J. Johnson	Clark
Ole Miss	Stewart	--	Nichols	Gregory	Pool	D. Sanders	McGlothorn	Brini	Blair	McAdoo	Slusher	Clark
at Missouri	Stewart	--	Nichols	Gregory	Paul Jr.	D. Sanders	McGlothorn	Brini	Blair	McAdoo	J. Johnson	Clark

## CAREER STARTS

OFFENSE	2022	2021	2020	2019	2018	TOT	CONS	DEFENSE	2022	2021	2020	2019	2018	TOT	CONS
Ricky Stromberg, OL, Sr.	12	13	8	11	-	44	25	Bumper Pool, LB, *Sr.	11	1	9	12	4	37	-
Dalton Wagner, OL, *R-Sr.	11	10	5	12	1	39	2	Isaiah Nichols, DL, R-Sr.	12	4	7	0	-	23	12
Brady Latham, OL, R-Jr.	12	13	10	0	-	35	35	Terry Hampton, DL, *Sr.	2	2	11	6	0	21	-
Trey Knox, WR, Sr.	12	0	6	11	-	29	12	Simeon Blair, DB, R-Sr.	12	7	2	0	-	21	15
Beaux Limmer, OL, R-Jr.	12	11	6	0	-	29	23	Eric Gregory, DL, R-Jr.	10	3	7	-	-	20	6
KJ Jefferson, QB, R-Jr.	10	13	1	1	-	25	2	Hudson Clark, DB, R-Jr.	9	4	7	-	-	20	7
Jadon Haselwood, WR, R-Jr.	12	12	0	0	1	25	12	Latavious Brini, DB, *Sr.	8	11	0	0	0	19	6
Matt Landers, WR, Sr.	11	0	0	1	0	12	2	Dwight McGlothorn, DB, Jr.	12	6	0	-	-	18	12
Luke Jones, OL, R-Sr.	12	0	0	0	0	12	12	Jalen Catalon, DB, R-Jr.	1	6	9	0	-	16	-
Raheim Sanders, RB, So.	12	0	-	-	-	12	12	Jordan Domineck, DL, R-Sr.	0	8	4	3	0	15	-
Warren Thompson, WR, R-Sr.	5	3	3	0	0	11	-	Myles Slusher, DB, Jr.	6	7	2	-	-	15	-
Ketron Jackson Jr., WR, So.	8	0	-	-	-	8	8	Drew Sanders, LB, Jr.	12	3	0	-	-	15	12
Dominique Johnson, RB, Jr.	0	6	0	-	-	6	-	LaDarius Bishop, DB, R-Sr.	0	9	1	3	-	13	-
Cade Fortin, QB, R-Sr.	1	2	0	0	2	5	-	Zach Williams, DL, Sr.	6	0	4	0	-	10	-
Hudson Henry, TE, R-Jr.	0	0	5	-	-	5	-	Jayden Johnson, DB, So.	6	3	-	-	-	9	1
Ty'Kieast Crawford, OL, Jr.	1	0	3	-	-	4	-	Malik Chavis, DB, R-Jr.	5	2	0	-	-	8	-
Malik Hornsby, QB, R-So.	1	0	-	-	-	1	-	Dorian Gerald, DL, *R-Sr.	0	1	1	2	2	6	-
								Landon Jackson, DL, So.	6	0	-	-	-	6	-
								Jashaud Stewart, DL, Jr.	5	1	0	-	-	6	4
								Khari Johnson, DB, Jr.	3	0	1	-	-	4	-
								Quincey McAdoo, DB, Fr.	3	-	-	-	-	3	3
								Taurean Carter, DL, R-Jr.	0	0	1	0	-	1	-
								Chris Paul Jr., LB, R-Fr.	1	-	-	-	-	1	1

## EXPERIENCE ANALYSIS

The chart to the right shows Arkansas' offensive and defensive starting lineups over the last 15 years with numbers representing total starts by classes and percentages of total starts for the entire season.

Season	G	SR	JR	SO	FR	UpperCI%
2022	12 (6-6)	115 (43.6%)	111 (42.1%)	34 (12.9%)	4 (0.2%)	226 (85.6%)
2021	13 (9-4)	159 (55.6%)	58 (20.3%)	66 (23.1%)	3 (0.1%)	217 (75.9%)
2020	10 (3-7)	70 (31.8%)	50 (22.7%)	45 (20.5%)	55 (25.0%)	120 (54.6%)
2019	12 (2-10)	77 (29.2%)	55 (20.8%)	73 (27.7%)	59 (22.4%)	132 (50.0%)
2018	12 (4-8)	103 (39.2%)	86 (32.7%)	44 (16.7%)	30 (11.4%)	189 (71.2%)
2017	12 (4-8)	66 (25.0%)	108 (40.1%)	65 (24.6%)	25 (9.5%)	174 (65.9%)
2016	13 (7-6)	114 (39.9%)	82 (28.7%)	70 (24.5%)	20 (6.9%)	196 (68.5%)
2015	13 (8-5)	67 (23.4%)	143 (50.0%)	58 (20.3%)	18 (6.3%)	210 (73.4%)
2014	13 (7-6)	92 (32.2%)	72 (25.2%)	89 (31.1%)	33 (11.5%)	164 (57.3%)
2013	12 (3-9)	107 (40.5%)	59 (22.3%)	57 (21.6%)	41 (15.5%)	166 (66.7%)
2012	12 (4-8)	99 (37.5%)	87 (33.0%)	31 (11.7%)	46 (17.4%)	186 (70.5%)
2011	13 (11-2)	110 (38.5%)	97 (33.9%)	65 (22.7%)	14 (4.9%)	207 (72.4%)
2010	13 (10-3)	102 (35.7%)	107 (37.4%)	44 (15.4%)	33 (11.5%)	209 (73.1%)
2009	13 (8-5)	74 (25.9%)	83 (29.0%)	115 (40.2%)	14 (4.9%)	157 (54.9%)
2008	12 (5-7)	58 (22.0%)	64 (24.2%)	65 (24.6%)	77 (29.2%)	112 (46.2%)

# LIBERTY BOWL: KANSAS

## ARKANSAS INDIVIDUAL SEASON-HIGHS

Rush Attempts	24 (2x)	Raheim Sanders vs. Ole Miss, 11/19
Yards Rushing	232	Raheim Sanders vs. Ole Miss, 11/19
TD Rushes	3	Raheim Sanders vs. Ole Miss, 11/19
Long Rush	76	Raheim Sanders at Auburn, 10/29
Pass Attempts	40	KJ Jefferson at BYU, 10/15
Pass Completions	29	KJ Jefferson at BYU, 10/15
Yards Passing	385	KJ Jefferson vs. Missouri State, 9/17
TD Passes	5	KJ Jefferson at BYU, 10/15
Long Pass	73	Jefferson to R. Sanders vs. Missouri State, 9/17
Receptions	8 (2x)	Jadon Haselwood vs. Liberty, 11/5
Yards Receiving	123	Matt Landers vs. Missouri State, 9/17
TD Receptions	3	Matt Landers at BYU, 10/15
Long Reception	73	Raheim Sanders vs. Missouri State, 9/17
Field Goals	2 (3x)	Cam Little at Missouri, 11/25
Long Field Goal	51	Cam Little at Mississippi State, 10/8
Punts	8	Max Fletcher vs. Alabama, 10/1
Punting Avg.	62.0	Reid Bauer at BYU, 10/15
Long Punt	78	Reid Bauer at Auburn, 10/29
Punts Inside 20	4	Max Fletcher vs. Ole Miss, 11/19
Long Punt Return	82	Bryce Stephens vs. Missouri State, 9/17
Long Kickoff Return	34 (2x)	AJ Green vs. Missouri State, 9/17
Tackles	16	Drew Sanders at Mississippi State, 10/8
Sacks	2.5	Jordan Domineck vs. Missouri State, 9/17
Tackles For Loss	3.5	Drew Sanders vs. Liberty, 11/5
Interceptions	1 (7x)	Drew Sanders vs. Ole Miss, 11/19

## ARKANSAS TEAM GAME-HIGHS

Rushes	65	South Carolina, 9/10
Yards Rushing	335	Ole Miss, 11/19
Yards Per Rush	7.8	Ole Miss, 11/19
TD Rushes	5	South Carolina, 9/10
Pass Attempts	40	at BYU, 10/15
Pass Completions	29	at BYU, 10/15
Yards Passing	385	Missouri State, 9/17
Yards Per Pass Comp.	24.2	at Mississippi State, 10/8
TD Passes	5	at BYU, 10/15
Total Plays	86	South Carolina, 9/10
Total Offense	644	at BYU, 10/15
Yards Per Play	8.9	Missouri State, 9/17
Points	52	at BYU, 10/15
Sacks By	8	Missouri State, 9/17
First Downs	34	at BYU, 10/15
Penalties	10 (3x)	at Auburn, 10/29
Penalty Yards	121	South Carolina, 9/10
Turnovers	3	Missouri State, 9/17
Interceptions By	1 (7x)	Ole Miss, 11/19
Punts	8	Alabama, 10/1
Punting Avg	62.0	at BYU, 10/15
Long Punt	78	at Auburn, 10/29
Punts inside 20	5	Ole Miss, 11/19

## ARKANSAS' LONGEST PLAYS

Rush	76	Raheim Sanders at Auburn, 10/29
Pass	73	Jefferson to R. Sanders vs. Missouri State, 9/17
Field Goal	51	Cam Little at Mississippi State, 10/8
Punt	78	Reid Bauer at Auburn, 10/29
Punt Return	82	Bryce Stephens vs. Missouri State, 9/17
Kickoff Return	34 (2x)	AJ Green vs. Missouri State, 9/17
Interception Return	51	Dwight McGlothorn vs. Cincinnati, 9/3
Fumble Return	2 (2x)	Latavious Brini vs. LSU, 11/12

## OPPONENT INDIVIDUAL SEASON-HIGHS

Rush Attempts	24	Quinshon Judkins vs. Ole Miss, 11/19
Yards Rushing	214	Quinshon Judkins vs. Ole Miss, 11/19
TD Rushes	2 (3x)	Puka Nacua at BYU, 10/15
Long Rush	77	Jalen Milroe vs. Alabama, 10/1
Pass Attempts	49	Will Rogers at Mississippi State, 10/8
Pass Completions	32	Will Rogers at Mississippi State, 10/8
Yards Passing	406	Will Rogers at Mississippi State, 10/8
TD Passes	3 (3x)	Johnathan Bennett vs. Liberty, 11/5
Long Pass	64	Rattler to Wells Jr. vs. South Carolina, 9/10
Receptions	11	Jo'quavous Marks at Mississippi State, 10/8
Yards Receiving	189	Antwane Wells Jr. vs. South Carolina, 9/10
TD Receptions	1 (19x)	Luther Burden at Missouri, 11/25
Long Reception	64	Antwane Wells Jr. vs. South Carolina, 9/10
Field Goals	3	Harrison Mevis at Missouri, 11/25
Long Field Goal	46	Anders Carlson at Auburn, 10/29
Punts	8	Grant Burkett vs. Missouri State, 9/17
Punting Avg.	47.5	Grant Burkett vs. Missouri State, 9/17
Long Punt	64	Grant Burkett vs. Missouri State, 9/17
Punts Inside 20	3 (3x)	Aidan Alves vs. Liberty, 11/5
Long Punt Return	45	Kool-Aid McKinstry vs. Alabama, 10/1
Long Kickoff Return	33	Lideatrick Griffin at Mississippi State, 10/8
Tackles	13	Antonio Johnson vs. Texas A&M, 9/24
Sacks	3.0	Harold Perkins vs. LSU, 11/12
Tackles For Loss	3.5 (2x)	Durrell Johnson vs. Liberty, 11/5
Interceptions	1 (6x)	Daylan Carnell at Missouri, 11/25

## OPPONENT TEAM GAME-HIGHS

Rushes	53	Ole Miss, 11/19
Yards Rushing	463	Ole Miss, 11/19
Yards Per Rush	8.7	Ole Miss, 11/19
TD Rushes	5	Alabama, 10/1
Pass Attempts	49	at Mississippi State, 10/8
Pass Completions	32	at Mississippi State, 10/8
Yards Passing	406	at Mississippi State, 10/8
Yards Per Pass Comp.	21.6	Alabama, 10/1
TD Passes	3 (3x)	Liberty, 11/5
Total Plays	89	Ole Miss, 11/19
Total Offense	703	Ole Miss, 11/19
Yards Per Play	8.7	Alabama, 10/1
Points	49	Alabama, 10/1
Sacks By	7.0	at Missouri, 11/25
First Downs	33	at Mississippi State, 10/8
Penalties	12	Ole Miss, 11/9
Penalty Yards	116	Ole Miss, 11/19
Turnovers	3 (3x)	Ole Miss, 11/19
Interceptions By	2	Mississippi State, 10/8
Punts	8	Missouri State, 9/17
Punting Avg	47.5	Missouri State, 9/17
Long Punt	64	Missouri State, 9/17
Punts inside 20	3 (3x)	Liberty, 11/5

## OPPONENT'S LONGEST PLAYS

Long Rush	77	Jalen Milroe vs. Alabama, 10/1
Long Pass	64	Rattler to Wells Jr. vs. South Carolina, 9/10
Field Goal	46	Anders Carlson at Auburn, 10/29
Punt	64	Grant Burkett vs. Missouri State, 9/17
Punt Return	45	Kool-Aid McKinstry vs. Alabama, 10/1
Kickoff Return	33	Lideatrick Griffin at Mississippi State, 10/8
Interception Return	7	Jackie Matthews at Mississippi State, 10/8
Fumble Return	82	Demani Richardson vs. Texas A&M, 9/24

## THE LAST TIME ARKANSAS . . .

## RUSHING

Had 500+ yards rushing	vs. South Carolina, 2007 (542)
Had 400+ yards rushing	at Texas Tech, 2014 (438)
Had 400+ yards rushing in consecutive games	at Texas Tech, 2014 (438)
	vs. Nicholls, 2014 (495)
Had 300+ yards rushing	vs. Ole Miss, 2022 (335)
Had 300+ yards rushing in consecutive games	at Texas Tech, 2014 (438)
	vs. Nicholls, 2014 (495)
Had 300+ yards rushing in three consecutive games	at Alabama, 2007 (301)
	vs. Kentucky, 2007 (338)
	vs. North Texas, 2007 (446)
Had 300+ yards rushing in four consecutive games	vs. Troy, 2007 (350)
	at Alabama, 2007 (301)
	vs. Kentucky, 2007 (338)
	vs. North Texas, 2007 (446)
Had 250+ yards rushing	vs. Ole Miss, 2022 (335)
Had 200+ yards rushing	vs. Ole Miss, 2022 (335)
Had 200+ yards in consecutive games	at Mississippi State (241), at BYU (277), at Auburn (286) 2022
Had 70+ rushing attempts	at Kentucky, 2003 (71)
Had 60+ rushing attempts	at Texas Tech, 2014 (68)
Had 50+ rushing attempts	vs. Texas A&M, 2022 (54)
Had 7+ rushing TDs	at Texas Tech, 2014 (7)
Had 6+ rushing TDs	vs. UT Martin, 2015 (6)
Had 6+ rushing TDs in consecutive games	vs. Nicholls, 2014 (6)
	at Texas Tech, 2014 (7)
Had 5+ rushing TDs	vs. South Carolina, 2022 (5)
Had 5+ rushing TDs in consecutive games	vs. Nicholls, 2014 (6)
	at Texas Tech, 2014 (7)
Had 4+ rushing TDs	at Auburn, 2022 (4)
Had 4+ rushing TDs in consecutive games	vs. Rice, 2021 (4) and vs. Texas, 2021 (4)
Had 3+ rushing TDs	vs. Ole Miss, 2022 (3)
Had 3+ rushing TDs in consecutive games	vs. Missouri, 2021 (3) and Penn State, 2022 (3)
Had 3+ rushing TDs in three straight games	vs. Rice 2021 (4)
	vs. Texas, 2021 (4)
	vs. Georgia Southern, 2021 (3)
Had 2+ players with 100 yards rushing	at Mississippi State, 2016 (Williams III - 205, Whaley - 112)
Had 3+ players with 100 yards rushing	vs. North Texas, 2007 (McFadden - 138, Jones - 132, Barnett - 105)

## PASSING

Had 500+ yards passing	vs. Texas A&M, 2011 (510)
Had 400+ yards passing	vs. Alabama, 2016 (400)
Had 300+ yards passing	at BYU, 2022 (367)
Had 200+ yards passing	at Missouri, 2022 (212)
Had 50+ pass attempts	vs. San Jose State, 2019 (50)
Had 40+ pass attempts	at BYU, 2022 (40)
Had 30+ pass attempts	vs. Liberty, 2022 (37)
Had 30+ pass completions	vs. Mississippi State, 2015 (30)
Had 25+ pass completions	at BYU, 2022 (29)
Had 20+ pass completions	at Missouri, 2022 (20)
Had fewer than 10 pass completions	vs. Texas A&M, 2021 (9)
Had 7+ passing TDs	vs. Mississippi State, 2015 (7)
Had 6+ passing TDs	vs. Mississippi State, 2015 (7)
Had 5+ passing TDs	at BYU, 2022 (5)
Had 4+ passing TDs	at BYU, 2022 (5)
Had 3+ passing TDs	vs. Ole Miss, 2022 (3)
Had 5+ passes intercepted	vs. San Jose State, 2019 (5)
Had 4+ passes intercepted	vs. San Jose State, 2019 (5)
Had 3+ passes intercepted	vs. Georgia, 2020 (3)

## RECEIVING

Had two players with 100 yards receiving	at Ole Miss, 2015 (Morgan - 122, Reed - 105)
Had 10+ different receivers catch a pass	at BYU, 2022 (10)
Had 9+ different receivers catch a pass	at BYU, 2022 (10)
Had 8+ different receivers catch a pass	at Auburn, 2022 (8)
Had multiple players catch 7+ passes in a game	vs. Mississippi State, 2015 (2)
	(Morgan - 7 & Henry - 7)

## COMBINATION OFFENSE

Had one 300-yard passer and one 100-yard rusher in a game	at BYU, 2022
	(KJ Jefferson - 367 pass & Raheim Sanders - 175 rush)
Had one 300-yard passer and one 200-yard rusher in a game	at Mississippi State, 2016
	(Allen - 303 pass & Williams III - 205 rush)
Had one 100-yard receiver and one 100-yard rusher in a game	at Auburn, 2022
	(Matt Landers - 115 receiving & Raheim Sanders - 171 rush)
Had one 100-yard receiver and one 100-yard rusher in consecutive games	at Missouri, 2016
	(Hatcher - 106 receiving & Williams III - 117 rush)
Had one 200-yard rusher and one 100-yard receiver in a game	vs. South Carolina, 2006
	(McFadden - 219 rushing & Monk - 192 receiving)
Had one 150-yard rusher and one 150-yard receiver in a game	at Missouri, 2020
	(Trelon Smith - 172 rushing & Treyton Burks - 206 receiving)
Had four different receivers catch a touchdown pass	at Mississippi State, 2015
	(Sprinkle - 3, Henry - 2, Morgan - 1, Cornelius - 1)
Had two 100-yard rushers	at Mississippi State, 2015
	(Williams III - 205 & Whaley - 112)

Had two 100-yard rushers in consecutive games	at Texas Tech, 2014 (Collins - 145 & Williams - 212)
	vs. Nicholls, 2014 (Collins - 143 & Williams - 131)
Had a 200-yard rusher and a 100-yard rusher in a game	at Mississippi State, 2015
	(Williams III - 205 & Whaley - 112)
Had two 150-yard rushers in a game	vs. South Carolina, 2007
	(McFadden - 321 & Jones - 166)
Had three 100-yard rushers in a game	vs. North Texas, 2007
	(McFadden - 138, Jones - 132 & Barnett - 105)
Had two 100-yard receivers in a game	at Ole Miss, 2015
	(Morgan - 122 & Reed - 105)

## TOTAL OFFENSE

Had 700+ yards total offense	vs. North Texas, 2007 (713)
Had 600+ yards total offense	at BYU, 2022 (644)
Had 550+ yards total offense	at BYU, 2022 (644)
Had 500+ yards total offense	vs. Ole Miss, 2022 (503)
Had 400+ yards total offense	vs. Ole Miss, 2022 (503)
Had 500+ yards total offense in consecutive games	at Auburn, 2022 (520)
	at BYU, 2022 (644)
Had 85+ plays total offense	vs. Alabama, 2022 (85)
Had 80+ plays total offense	at BYU, 2022 (82)
Had 75+ plays total offense	vs. Liberty, 2022 (79)

## SCORING

Scored 70+ points	vs. Nicholls, 2014 (73)
Scored 60+ points	vs. UT Martin, 2015 (63)
Scored 50+ points	at BYU, 2022 (52)
Scored 40+ points	vs. Ole Miss, 2022 (42)
Scored 30+ points	vs. Ole Miss, 2022 (42)
Scored 40+ points in three consecutive games	vs. Auburn, 2015 (54)
	vs. UT Martin, 2015 (63)
	at Ole Miss, 2015 (53)
Scored 30+ points in five consecutive games	vs. Auburn, 2015 (54)
	vs. UT Martin, 2015 (63)
	at Ole Miss, 2015 (53)
	at LSU, 2015 (31)
	vs. Mississippi State, 2015 (50)
Scored 40+ points in a half	vs. UAPB, 2021 (1st half - 45)
Scored 30+ points in a half	vs. Ole Miss, 2022 (1st half - 35)
Scored 35+ points in a quarter	vs. Nicholls, 2014 (1st - 35)
Scored 28+ points in a quarter	vs. UAPB, 2021 (2nd - 28)
Scored 50+ points in consecutive games	at Ole Miss, 2015 (53)
	vs. UT Martin, 2015 (63)
Scored 50+ points in three consecutive games	vs. Auburn, 2015 (54)
	at Ole Miss, 2015 (53)
	vs. UT Martin, 2015 (63)
Scored 50+ points in consecutive SEC games	vs. Auburn, 2015 (54)
	at Ole Miss, 2015 (53)
Both teams combined for 100+ points	at Ole Miss, 2021 (L, 52-51)
Allowed 60+ points	at Florida, 2020 (63)
Allowed 50+ points	at Ole Miss, 2021 (52)
Allowed 40+ points	at Mississippi State, 2022 (40)
Allowed 30+ points	at BYU, 2022 (35)
Was held scoreless	at Georgia, 2021 (37-0)
Was held scoreless at Donald W. Reynolds Razorback Stadium	vs. Alabama, 2012 (52-0)
Was held scoreless on the road	at Georgia, 2021 (37-0)
Was held scoreless at a neutral site	vs. Ole Miss, 1959 (28-0)
Won a game without a rushing TD	at LSU, 2021
Won a game without a passing TD	vs. Penn State, 2022
Won a game in the last 25 seconds of regulation with a TD	vs. Mississippi State, 2021
Won a game in the last 25 seconds of regulation with a field goal	at Ole Miss, 2017
Held opponent scoreless	vs. Tulsa, 2018 (23-0)
Held opponent scoreless at Donald W. Reynolds Razorback Stadium	vs. Tulsa, 2018 (23-0)
Held opponent scoreless on the road	at South Carolina, 2002 (23-0)
Held opponent without a touchdown	vs. UAPB, 2021 (45-3)
Held opponent without an offensive touchdown	vs. UAPB, 2021 (45-3)
Held two opponents scoreless in one season	vs. LSU, 2014 (17-0)
	vs. Ole Miss, 2014 (30-0)
Held three opponents scoreless in one season	vs. Tulsa, 1982 (38-0)
	vs. TCU, 1982 (35-0)
	vs. Texas A&M, 1982 (35-0)
Held an opponent scoreless in consecutive games	vs. LSU, 2014 (17-0)
	vs. Ole Miss, 2014 (30-0)
Held an SEC opponent scoreless	vs. Ole Miss, 2014 (30-0)
Held an SEC opponent scoreless in consecutive games	vs. LSU, 2014 (17-0)
	vs. Ole Miss, 2014 (30-0)
Held two SEC opponents scoreless in one season	vs. LSU, 2014 (17-0)
	vs. Ole Miss, 2014 (30-0)
Scored on the first offensive play of the game	vs. Nicholls, 2014 (Hatcher - 82-yard rush)
Scored on the first offensive series of the game	vs. South Carolina, 2022 (Sanders 1-yd rush)
Scored a two-point conversion passing	at Missouri, 2020 (KJ Jefferson to Mike Woods)
Scored a two-point conversion rushing	vs. Liberty, 2022 (Raheim Sanders)
Had three players with 2 TDs in a game	vs. Eastern Michigan, 2009 (Green - 2, Davis - 2 & Adams - 2)



## THE LAST TIME ARKANSAS . . .

## DEFENSE

Held opponent to 10 or fewer first downs:	vs. Florida A&M, 2017 (9)
Held opponent to 0 or fewer yards rushing:	vs. Wisconsin, 2007 (-5)
Held opponent to 25 or fewer yards rushing:	vs. New Mexico State, 2017 (11)
Held opponent to 50 or fewer yards rushing:	vs. South Carolina, 2022 (40)
Held opponent to 50 or fewer yards passing:	vs. Vanderbilt, 2010 (36)
Held opponent to 100 or fewer yards rushing:	vs. Liberty, 2022 (91)
Held opponent to 100 or fewer yards passing:	vs. LSU, 2022 (86)
Held opponent to 200 or fewer yards total offense:	vs. Florida A&M, 2017 (175)
Held opponent to 250 or fewer yards total offense:	vs. UAPB, 2021 (223)
Held opponent to 300 or fewer yards total offense:	vs. LSU, 2022 (284)
Intercepted 6+ passes:	vs. Ole Miss, 2020 (6)
Intercepted 5+ passes:	vs. Ole Miss, 2020 (6)
Intercepted 4+ passes:	vs. Ole Miss, 2020 (6)
Intercepted 3+ passes:	vs. Rice, 2021 (3)
Forced 7+ turnovers:	vs. Ole Miss (7 - 6 INTs, 1 FUM)
Forced 6+ turnovers:	vs. Ole Miss (7 - 6 INTs, 1 FUM)
Forced 5+ turnovers:	vs. Ole Miss (7 - 6 INTs, 1 FUM)
Forced 4+ turnovers:	vs. Ole Miss (7 - 6 INTs, 1 FUM)
Scored a safety:	vs. Liberty, 2022
Scored a touchdown:	vs. Ole Miss, 2020 (Jalen Catalon-INT, Grant Morgan-INT)
Scored two touchdowns:	vs. Ole Miss, 2020 (Jalen Catalon-INT, Grant Morgan-INT)
Recorded 8+ sacks:	vs. Missouri State, 2022 (8)
Recorded 7+ sacks:	vs. LSU, 2022 (7)
Recorded 6+ sacks:	vs. LSU, 2022 (7)
Recorded 5+ sacks:	vs. LSU, 2022 (7)
Recorded 4+ sacks:	vs. LSU, 2022 (7)
Had 3 players with 10+ tackles:	vs. Missouri, 2021
	Bumper Pool (13), Grant Morgan (10), Hayden Henry (10)
Had 3 players with 10+ tackles in consecutive games:	vs. Tennessee, 2020
	Bumper Pool (14), Grant Morgan (12), Jalen Catalon (12)
	vs. LSU, 2020
	Grant Morgan (19), Jalen Catalon (16), Bumper Pool (11)
Had 3 players with 2.0+ sacks:	vs. Missouri State, 2022
	Jordan Domineck (2.5), Drew Sanders (2.0), Zach Williams (2.0)

## SPECIAL TEAMS

Returned a punt for a TD:	vs. Missouri State, 2022 (Stephens - 82 yards)
Returned two punts for TDs:	vs. Missouri State, 2011 (Adams - 61 yards, 69 yards)
Returned a blocked punt for a TD:	vs. Eastern Michigan, 2009 (Armbrust - 1 yard)
Returned a kickoff for a TD:	vs. Auburn, 2017 (Warren - 100)
Returned a game-opening kickoff for a TD:	vs. Northern Illinois, 2014 (Marshall - 97)
Returned a season-opening kickoff for a TD:	vs. Missouri State, 2009 (D. Johnson - 91 yards)
Returned a blocked FG for a TD:	at Mississippi State, 2004 (Brown - 76 yards)
Blocked one punt:	vs. Liberty, 2022 (Quincey McAdoo)
Punted 10+ times:	at Auburn, 2016 (10)
Did not punt:	vs. Alcorn State, 2016
Blocked a field goal:	at Auburn, 2022 (Landon Jackson)
Had a punt blocked:	at Missouri, 2022 (Dameon Wilson)
Scored on a fake punt:	vs. Texas A&M, 2014 (Sam Irwin-Hill - 51 yard rush)
Scored on a fake field goal:	at Alabama, 2021 (Reid Bauer 32-yard pass to Blake Kern)
Had a field goal blocked:	vs. LSU, 2020 (Jay Ward)
Blocked a PAT kick:	vs. Eastern Illinois, 2018 (Bumper Pool)
Missed a kicking PAT:	at Missouri, 2020 (A.J. Reed)
Had a kicking PAT blocked:	at Missouri, 2020 (Chris Turner)
Recovered an onside kick:	Alabama, 2022 (Jake Bates)

## MISCELLANEOUS

Had 35+ first downs:	at Ole Miss, 2021 (39)
Had 30+ first downs:	at BYU, 2022 (34)
Had 25+ first downs:	at BYU, 2022 (34)
Had 20+ first downs:	at Missouri, 2022 (22)
Had 20+ passing first downs:	vs. Mississippi State, 2015 (21)
Had 20+ rushing first downs:	vs. South Carolina, 2022 (20)
Had 15+ penalties:	vs. Air Force, 1975 (17)
Had 10+ penalties:	at Auburn, 2022 (10)
Had no penalties:	at Alabama, 2019
Had 100+ yards in penalties:	vs. South Carolina, 2022 (122)
Had 35 minutes+ of possession time:	at Penn State, 2022 (36:13)
Was involved in an overtime game:	at LSU, 2021 (W, 16-13)
Defeated a ranked opponent:	vs. No. 14 Ole Miss, 2022 (42-27)
Defeated a ranked opponent on the road:	at No. 16 Mississippi State, 2020 (21-14)
Defeated ranked opponents in consecutive games:	at No. 18 Ole Miss, 2015 (53-52, OT)
	at No. 9 LSU, 2015 (31-14)
Won game on final offensive play:	at LSU, 2021 (Cam Little 37-yard field goal)
Zero sacks allowed in a game:	vs. Missouri State, 2022
Zero sacks allowed in consecutive games:	vs. Toledo, 2015
	vs. Texas Tech, 2015
Zero sacks allowed in three consecutive games:	vs. UTEP, 2015
	vs. Toledo, 2015
	vs. Texas Tech, 2015
Came back from 15+ points down to win:	vs. Missouri State, 2022 (down 17 - won 38-27)
Recorded more points than plays:	vs. UT Martin, 2015 (63 points, 56 plays)

## THE LAST TIME AN ARKANSAS PLAYER ...

## RUSHING

Rushed 40+ times:	DeCori Birmingham at Kentucky, 2003 (40)
Rushed 35+ times:	Michael Smith at Kentucky, 2008 (35)
Rushed 30+ times:	Alex Collins vs. Missouri, 2015 (30)
Rushed 25+ times:	Trelon Smith at Missouri, 2020 (26)
Rushed for 300+ yards:	Darren McFadden vs. South Carolina, 2007 (321)
Rushed for 250+ yards:	Darren McFadden vs. South Carolina, 2007 (321)
Rushed for 200+ yards:	Raheim Sanders vs. Ole Miss, 2022 (232)
Rushed for 175+ yards:	Raheim Sanders vs. Ole Miss, 2022 (232)
Rushed for 150+ yards:	Raheim Sanders vs. Ole Miss, 2022 (232)
Rushed for 125+ yards:	Raheim Sanders vs. Ole Miss, 2022 (232)
Rushed for 100+ yards:	Raheim Sanders vs. Ole Miss, 2022 (232)
Rushed for 100+ yards as a true freshman in his first career game:	Chase Hayden vs. Florida A&M, 2017 (120)
Rushed for 100+ yards (quarterback):	Malik Hornsby at Mississippi State, 2022 (114)
Rushed for 150+ yards in consecutive games:	Raheim Sanders at BYU, 2022 (175)
	at Auburn, 2022 (171)
Rushed for 100+ yards in consecutive games:	Raheim Sanders at BYU, 2022 (175)
	at Auburn, 2022 (171)
Rushed for 5+ touchdowns:	Alex Collins vs. UT Martin, 2015 (5)
Rushed for 4+ touchdowns:	Rawleigh Williams III at Mississippi State, 2016 (4)
Rushed for 3+ touchdowns:	Raheim Sanders at Ole Miss, 2022 (3)
Rushed for 3+ touchdowns (quarterback):	KJ Jefferson at Ole Miss, 2021 (3)
Rushed for 2+ touchdowns:	Raheim Sanders at Ole Miss, 2022 (3)
Had three players rush for touchdowns:	Trelon Smith (1), Dominique Johnson (1), Malik Hornsby (1) vs. Ga. Southern, 2021
Had four players rush for touchdowns:	Sanders (2), Jefferson (1), Green (1), Dubinion (1) vs. S. Carolina, 2022
Had a run of 80+ yards:	Trelon Smith at Florida, 2020 (83)
Had a run of 70+ yards:	Raheim Sanders at Auburn, 2022 (76)
Had a run of 60+ yards:	Raheim Sanders vs. Ole Miss, 2022 (68)
Had a run of 50+ yards:	Raheim Sanders vs. Ole Miss, 2022 (68)
Had 2 TD runs of 50+ yards:	Rakeem Boyd vs. Western Kentucky, 2019 (86, 76)
Had multiple players with a run of 50+ yards:	Rawleigh Williams III (72) & Devwah Whaley (50) at Mississippi State, 2016

## PASSING

Passed for 500+ yards:	Tyler Wilson vs. Texas A&M, 2011 (510)
Passed for 450+ yards:	Tyler Wilson vs. Texas A&M, 2011 (510)
Passed for 400+ yards:	Austin Allen vs. Alabama, 2016 (400)
Passed for 350+ yards:	KJ Jefferson at BYU, 2022 (367)
Passed for 300+ yards:	KJ Jefferson at BYU, 2022 (367)
Passed for 250+ yards:	KJ Jefferson vs. Liberty, 2022 (284)
Passed for 200+ yards:	KJ Jefferson vs. Liberty, 2022 (284)
Attempted 50+ passes:	Nick Starkel vs. San Jose State, 2019 (50)
Attempted 45+ passes:	Nick Starkel vs. San Jose State, 2019 (50)
Attempted 35+ passes:	KJ Jefferson vs. Liberty, 2022 (37)
Attempted 30+ passes:	KJ Jefferson vs. Liberty, 2022 (37)
Completed 25+ passes:	KJ Jefferson at BYU, 2022 (29)
Completed 20+ passes:	KJ Jefferson at Missouri, 2022 (20)
Threw 5+ touchdown passes:	KJ Jefferson at BYU, 2022 (5)
Threw 4+ touchdown passes:	KJ Jefferson at BYU, 2022 (5)
Threw 3+ touchdown passes:	KJ Jefferson vs. Ole Miss, 2022 (3)
Threw 2+ touchdown passes:	KJ Jefferson at Missouri, 2022 (2)
Threw 2+ touchdown passes in consecutive games:	KJ Jefferson vs. Missouri State, 2022 (2)
	vs. Texas A&M, 2022 (2)
Threw 5+ interceptions:	Nick Starkel vs. San Jose State, 2019 (5)
Threw 4+ interceptions:	Nick Starkel vs. San Jose State, 2019 (5)
Threw 3+ interceptions:	Nick Starkel at Alabama, 2019 (3)
Completed pass for 90+ yards:	KJ Jefferson vs. Georgia Southern, 2021 (91)
Completed pass for 80+ yards:	KJ Jefferson vs. Texas A&M, 2021 (85)
Completed pass for 70+ yards:	KJ Jefferson vs. Missouri State, 2022 (73)
Completed pass for 60+ yards:	Malik Hornsby at Mississippi State, 2022 (68)
Completed pass for 50+ yards:	KJ Jefferson at Auburn, 2022 (56)

## RECEIVING

Caught 10+ passes:	Treyton Burks at Missouri, 2020 (10)
Caught 9+ passes:	Treyton Burks vs. Auburn, 2021 (9)
Caught 8+ passes:	Jadon Haselwood vs. Liberty, 2022 (8)
Caught 7+ passes:	Jadon Haselwood at Missouri, 2022 (7)
Caught 10+ passes in consecutive games:	Cobi Hamilton vs. Tulsa, 2012 (11)
	vs. Ole Miss, 2012 (12)
Had 300+ yards receiving:	Cobi Hamilton vs. Rutgers, 2012 (303)
Had 200+ yards receiving:	Treyton Burks at Missouri, 2020 (206)
Had 175+ yards receiving:	Treyton Burks at Alabama, 2021 (179)
Had 150+ yards receiving:	Treyton Burks at Alabama, 2021 (179)
Had 100+ yards receiving:	Matt Landers vs. Liberty, 2022 (119)
Had 100+ yards receiving in consecutive games:	Treyton Burks at Alabama, 2021 (179)
	vs. Missouri, 2021 (129)
Had 100+ yards receiving (tight end):	Hunter Henry vs. Mississippi State, 2015 (129)
Caught 3+ TD passes:	Matt Landers at BYU, 2022 (3)
Caught 2+ TD passes:	Matt Landers vs. Ole Miss, 2022 (2)
Caught 2+ TD passes (tight end):	Trey Knox vs. Liberty, 2022 (2)
2+ tight ends caught TD passes:	Hunter Henry (2) & Jeremy Sprinkle (3) vs. Mississippi State, 2015

## TOTAL OFFENSE

Had 450+ yards total offense:	Tyler Wilson vs. Texas A&M, 2011 (481)
Had 400+ yards total offense:	KJ Jefferson vs. Missouri State, 2022 (425)
Had 350+ yards total offense:	KJ Jefferson at BYU, 2022 (399)
Had 300+ yards total offense:	KJ Jefferson vs. Liberty, 2022 (320)
Had 100 yards both passing and rushing:	Malik Hornsby at Miss. State, 2022 (234 passing, 114 rushing)

## SCORING

Accounted for 6+ touchdowns:	KJ Jefferson at Ole Miss, 2021 (6)
Accounted for 5+ touchdowns:	KJ Jefferson at BYU, 2022 (5)
Accounted for 4+ touchdowns:	KJ Jefferson at BYU, 2022 (5)
Accounted for 3+ touchdowns:	KJ Jefferson at Missouri, 2022 (3)
Scored 4+ touchdowns:	Rawleigh Williams III at Mississippi State, 2016 (5)
Scored 3+ touchdowns:	Raheim Sanders vs. Ole Miss, 2022 (3)
Scored 2+ touchdowns:	Raheim Sanders vs. Ole Miss, 2022 (3)
Multiple players score 2+ touchdowns:	Matt Landers (2), Raheim Sanders (3) vs. Ole Miss, 2022

## DEFENSE

Intercepted 3+ passes:	Hudson Clark vs. Ole Miss, 2020 (3)
Intercepted 2+ passes:	Jalen Catalon vs. Rice, 2021 (2)
Intercepted passes in consecutive games:	Dwight McGlothern vs. Cincinnati, 2022 (1)
	vs. South Carolina, 2022 (1)
Recovered 2+ fumbles:	Chevin Calloway vs. Eastern Illinois, 2018 (2)
Forced 2+ fumbles:	Drew Sanders vs. South Carolina, 2022 (2)
Recorded 5+ sacks:	Wayne Martin vs. Ole Miss, 1988 (5.0)
Recorded 3+ sacks:	Chris Smith vs. Southern Miss, 2013 (3.0-22)
Recorded 2+ sacks:	Chris Paul Jr. vs. LSU, 2022 (2.0)
Recorded 5+ tackles for loss:	Jermaine Brooks vs. Auburn, 2001 (5-16)
Recorded 3+ tackles for loss:	Drew Sanders vs. Liberty, 2022 (3.5-5)
Recorded 20+ tackles:	Bumper Pool at Mississippi State, 2020 (20)
Recorded 10+ tackles:	Drew Sanders vs. Ole Miss, 2022 (10)
Recorded 10+ tackles in back-to-back games:	Drew Sanders, vs. LSU, vs. Ole Miss 2022 (12, 10)
Recorded 10+ tackles in three straight games:	Bumper Pool at LSU, 2021 (11)
	at Alabama, 2021 (11)
	vs. Missouri, 2021 (13)
Recorded 15+ tackles in back-to-back games:	Grant Morgan (2020) at Florida (15)
	vs. LSU (19)
Recorded 15+ tackles two+ times in one season:	Grant Morgan (2020) at Mississippi State (15)
	vs. Ole Miss (19)
	at Florida (15)
Returned an interception for a touchdown:	Jalen Catalon, Grant Morgan vs. Ole Miss, 2020
Returned a fumble for a touchdown:	DeJon Harris (6) vs. Texas A&M, 2019

## SPECIAL TEAMS

Returned a Kickoff for a TD:	De'Vion Warren vs. Auburn, 2017 (100 yards)
Returned a Punt for a TD:	Bryce Stephens vs. Missouri State, 2022 (82 yards)
Scored 10+ points kicking:	Cam Little at Auburn, 2022 (11)
Made 5+ field goals:	Kendall Trainor vs. Texas A&M, 1988 (5)
Made 4+ field goals:	Cam Little vs. Texas, 2021 (4)
Made two field goals of 50+ yards:	Steve Little vs. Oklahoma State, 1976 (53 & 57)
Made one field goal of 50+ yards:	Cam Little vs. Liberty, 2022 (50)
Kicked a punt of 70+ yards:	Reid Bauer at Auburn, 2022 (78)
Kicked a punt of 60+ yards:	Reid Bauer at Auburn, 2022 (78)
Punted 10+ times:	Toby Baker at Auburn, 2016 (10)
Totaled 175+ kick return yards:	DeCori Birmingham vs. Alabama, 2002 (197)
Totaled 150+ kick return yards:	Dennis Johnson at Texas, 2008 (150)
Totaled 100+ kick return yards:	Treyton Burks vs. Mississippi State, 2019 (134)
Totaled 100+ punt return yards:	Bryce Stephens vs. Missouri State, 2022 (105)
Totaled 50+ punt return yards:	Bryce Stephens vs. Missouri State, 2022 (105)

## THE LAST TIME AN OPPONENT ...

## RUSHING

Had 500+ yards rushing:	at Auburn, 2016 (543)
Had 400+ yards rushing:	Ole Miss, 2022 (463)
Had 300+ yards rushing:	Ole Miss, 2022 (463)
Had 200+ yards rushing:	at Missouri, 2022 (226)
Had 70+ rushing attempts:	at Mississippi State, 2010 (70)
Had 60+ rushing attempts:	Missouri, 2017 (60)
Had 50+ rushing attempts:	Ole Miss, 2022 (53)
Had 7+ rushing TDs:	at Auburn, 2016 (7)
Had 6+ rushing TDs:	Alabama, 2020 (6)
Had 5+ rushing TDs:	Alabama, 2022 (5)
Had 4+ rushing TDs:	Alabama, 2022 (5)

## PASSING

Had 500+ yards passing:	at Alabama, 2021 (559)
Had 400+ yards passing:	at Mississippi State, 2022 (406)
Had 300+ yards passing:	at BYU, 2022 (356)
Had 200+ yards passing:	at Missouri, 2022 (242)
Had 60+ pass attempts:	at Mississippi State, 2020 (60)
Had 50+ pass attempts:	at Mississippi State, 2020 (60)
Had 40+ pass attempts:	at BYU, 2022 (41)
Had 30+ pass attempts:	vs. Ole Miss, 2022 (36)
Had 40+ pass completions:	at Mississippi State, 2020 (43)
Had 30+ pass completions:	at Mississippi State, 2022 (32)
Had 25+ pass completions:	at BYU, 2022 (26)
Had 20+ pass completions:	vs. Ole Miss, 2022 (21)
Had 6+ passing TDs:	at Florida, 2020 (6)
Had 5+ passing TDs:	at Alabama, 2021 (5)
Had 4+ passing TDs:	at Alabama, 2021 (5)
Had 3+ passing TDs:	vs. Liberty, 2022 (3)

## RECEIVING

Had two players with 100-yards receiving in a game:	at BYU, 2022 (Puka Nacua, 141 - Kody Epps, 125)
Had 4+ players catch 5+ passes:	at Missouri, 2020 (Keke Chism - 6, B. Banister 6, Damon Hazelton - 5, Tauski Dove - 5)
Had 3+ players catch 5+ passes:	South Carolina, 2022 (Antwane Wells Jr. - 8, MarShawn Lloyd - 6, Austin Stogner - 5)
Had 10+ players catch a pass:	at Mississippi State, 2022 (11)
Had 8+ players catch a pass:	at Auburn, 2022 (8)

## TOTAL OFFENSE

Had 700+ yards total offense:	Ole Miss, 2022 (703)
Had 650+ yards total offense:	Ole Miss, 2022 (703)
Had 600+ yards total offense:	Ole Miss, 2022 (703)
Had 550+ yards total offense:	Ole Miss, 2022 (703)
Had 500+ yards total offense:	Ole Miss, 2022 (703)
Had 400+ yards total offense:	at Missouri, 2022 (468)
Had 100+ plays total offense:	at Missouri, 2017 (102)
Had 90+ plays total offense:	LSU, 2020 (91)
Had 80+ plays total offense:	Ole Miss, 2022 (89)
Had 75+ plays total offense:	Ole Miss, 2022 (89)

## SCORING

Scored 70+ points:	at Southern California, 2005 (70)
Scored 60+ points:	at Florida, 2020 (63)
Scored 50+ points:	at Ole Miss, 2021 (52)
Scored 40+ points:	at Mississippi State, 2022 (40)
Scored 30+ points:	at BYU, 2022 (35)
Scored a two-point conversion rushing:	at Alabama, 2021
Scored a two-point conversion passing:	Ole Miss, 2022
Failed on a two-point conversion attempt:	at Missouri, 2022

## TURNOVERS

Had 5+ fumbles:	Eastern Illinois, 2018 (6, lost 5)
Had 4+ fumbles lost:	Eastern Illinois, 2018 (5)
Had 3+ fumbles lost:	Eastern Illinois, 2018 (5)
Committed 7+ turnovers:	Ole Miss, 2020 (7)
Committed 6+ turnovers:	Ole Miss, 2020 (7)
Committed 5+ turnovers:	Ole Miss, 2020 (7)
Intercepted 8+ Arkansas passes:	at SMU, 1951 (8)
Intercepted 7+ Arkansas passes:	at SMU, 1951 (8)
Intercepted 6+ Arkansas passes:	North Texas, 2018 (6)
Intercepted 5+ Arkansas passes:	San Jose State, 2019 (5)
Intercepted 4+ Arkansas passes:	San Jose State, 2019 (5)
Intercepted 3+ Arkansas passes:	Georgia, 2020 (3)
Returned an interception for a touchdown:	Georgia, 2020
Returned a fumble for a touchdown:	vs. Texas A&M, 2022

## DEFENSE

Held Arkansas to 10 or fewer first downs:	at Georgia, 2021 (9)
Recorded 9+ sacks:	vs. Oklahoma, 2001 (9.0-55)
Recorded 8+ sacks:	Alabama, 2020 (8.0-49)
Recorded 7+ sacks:	Missouri, 2022 (7.0-36)
Recorded 6+ sacks:	Missouri, 2022 (7.0-36)
Recorded 5+ sacks:	Missouri, 2022 (7.0-36)
Scored a safety:	Georgia, 2020
Held Arkansas to 50 or fewer yards rushing:	LSU, 2018 (16)
Held Arkansas to 25 or fewer yards rushing:	LSU, 2018 (16)
Held Arkansas to 100 or fewer yards passing:	vs. Penn State, 2022 (98)
Held Arkansas to 50 or fewer yards passing:	South Carolina, 2013 (30)
Held Arkansas to 300 or less yards total offense:	LSU, 2022 (249)
Held Arkansas to 200 or less yards total offense:	Georgia, 2021 (162)
Held Arkansas to 100 or fewer yards both rushing & passing:	Georgia, 2021 (Rush - 75, Pass - 87)

## SPECIAL TEAMS

Returned a punt for a TD:	Alabama, 2020
Returned a kickoff for a TD:	vs. Texas A&M, 2018
Punted 10+ times:	Georgia Southern, 2021 (10)
Punted 10+ times in consecutive games:	North Texas, 2007 (10) Chattanooga, 2007 (12)
Did not punt:	Alabama, 2018
Missed a kicking PAT:	at BYU, 2022
Missed two kicking PATs:	at LSU, 2017
Blocked a field goal:	LSU, 2020
Blocked a punt:	at Missouri, 2022

## MISCELLANEOUS

Had 30+ first downs:	Ole Miss, 2022 (32)
Had 10+ penalties:	Missouri, 2022 (10)
Had 100+ yards in penalties:	Ole Miss, 2022 (116)
Had 35+ minutes of possession time:	at Mississippi State, 2022 (35:41)
Had 40+ minutes of possession time:	LSU, 2020 (41:43)
Had two 100-yard rushers and one 100-yard receiver:	Ole Miss, 2022 (Quinshon Judkins - 214 rushing, Zach Evans - 207 rushing & Malik Heath - 140 receiving)
Had one 100-yard rusher and one 100-yard receiver:	at Missouri, 2021 (Brady Cook - 138 rushing & Dominic Lovett - 130 receiving)
Had one 100-yard rusher and two 100-yard receivers:	at Alabama, 2021 (Brian Robinson Jr. - 122 rushing, Jameson Williams - 190 receiving & John Metchie - 173 receiving)



## LAST TIME AN INDIVIDUAL OPPONENT . . .

## INDIVIDUAL RUSHING

Rushed 40+ times: . . . . . Tyler Badie (41), Missouri (2021)  
 Rushed 35+ times: . . . . . Tyler Badie (41), Missouri (2021)  
 Rushed 30+ times: . . . . . Tyler Badie (41), Missouri (2021)  
 Rushed for 200+ yards: . . . . . Quinshon Judkins (214), Zach Evans (207), Ole Miss (2022)  
 Rushed for 175+ yards: . . . . . Quinshon Judkins (214), Zach Evans (207), Ole Miss (2022)  
 Rushed for 150+ yards: . . . . . Quinshon Judkins (214), Zach Evans (207), Ole Miss (2022)  
 Rushed for 125+ yards: . . . . . Brady Cook (138), at Missouri (2022)  
 Rushed for 100+ yards: . . . . . Brady Cook (138), at Missouri (2022)  
 Rushed for 4+ touchdowns: . . . . . Nick Fitzgerald (4), Mississippi State (2016)  
 Rushed for 3+ touchdowns: . . . . . Snoop Conner (3), at Ole Miss (2021)  
 Had a run of 80+ yards: . . . . . Justin Tomlin (76), Georgia Southern (2021)  
 Had a run of 70+ yards: . . . . . Jahmyr Gibbs (76, 72), Jalen Milroe (77), Alabama (2022)  
 Had a run of 60+ yards: . . . . . Quinshon Judkins (60), Ole Miss (2022)  
 Had a run of 50+ yards: . . . . . Quinshon Judkins (60), Ole Miss (2022)

## INDIVIDUAL PASSING

Passed for 500+ yards: . . . . . Bryce Young (559), at Alabama (2021)  
 Passed for 450+ yards: . . . . . Bryce Young (559), at Alabama (2021)  
 Passed for 400+ yards: . . . . . Will Rogers (406), at Mississippi State (2022)  
 Passed for 300+ yards: . . . . . Jaren Hall (356), at BYU (2022)  
 Attempted 60+ passes: . . . . . Kolton Browning (67), Louisiana-Monroe (2012)  
 Attempted 50+ passes: . . . . . K.J. Costello (59), at Mississippi State (2020)  
 Attempted 40+ passes: . . . . . Jaren Hall (41), at BYU (2022)  
 Completed 40+ passes: . . . . . K.J. Costello (43), at Mississippi State (2020)  
 Completed 30+ passes: . . . . . Will Rogers (32), at Mississippi State (2022)  
 Completed 20+ passes: . . . . . Jaxon Dart (21), Ole Miss (2022)  
 Threw 6+ touchdown passes: . . . . . Kyle Trask (6), at Florida (2020)  
 Threw 5+ touchdown passes: . . . . . Bryce Young (5), at Alabama (2021)  
 Threw 4+ touchdown passes: . . . . . Bryce Young (5), at Alabama (2021)  
 Threw 3+ touchdown passes: . . . . . Johnathan Bennett (3), vs. Liberty (2022)  
 Completed a pass for 90+ yards: . . . . . Trevor Knight (92), Texas A&M (2016)  
 Completed a pass for 80+ yards: . . . . . Kellen Mond (81), Texas A&M (2017)  
 Completed a pass for 70+ yards: . . . . . Bryce Young (79), at Alabama (2021)  
 Completed a pass for 60+ yards: . . . . . Spencer Rattler (64), South Carolina (2022)

## INDIVIDUAL RECEIVING

Caught 15+ passes: . . . . . Willie Gosha (17), Auburn (1995)  
 Caught 10+ passes: . . . . . Jo'quavious Marks (11), at Mississippi State (2022)  
 Caught 7+ passes: . . . . . Demario Douglas (7), vs. Liberty (2022)  
 Had 200+ yards receiving: . . . . . Jamayel Smith (208), Mississippi State (2007)  
 Had 150+ yards receiving: . . . . . Antwane Wells Jr. (189), South Carolina (2022)  
 Had 100+ yards receiving: . . . . . Dominic Lovett (130), at Missouri (2022)  
 Caught 3+ TD passes: . . . . . Jameson Williams (3), at Alabama (2021)  
 Caught 2+ TD passes: . . . . . Jameson Williams (3), at Alabama (2021)

## INDIVIDUAL TOTAL OFFENSE

Had 500+ yards total offense: . . . . . Bryce Young (548; Pass - 559, Rush - 11), at Alabama (2021)  
 Had 400+ yards total offense: . . . . . Bryce Young (548; Pass - 559, Rush - 11), at Alabama (2021)  
 Had 300+ yards total offense: . . . . . Brady Cook (380; Pass - 242, Rush - 138), at Auburn (2022)  
 Had 100 yards both passing and rushing: . . . . . Jordan Ta'amu (528; Pass - 387, Rush - 141), Ole Miss (2018)

## INDIVIDUAL SCORING

Accounted for 6+ touchdowns: . . . . . Kyle Trask, at Florida, 2020 (6)  
 Accounted for 5+ touchdowns: . . . . . Bryce Young, at Alabama, 2021 (5)  
 Accounted for 4+ touchdowns: . . . . . Bryce Young, at Alabama, 2021 (5)  
 Scored 4+ touchdowns: . . . . . Peyton Barber, Auburn, 2015 (4)  
 Scored 3+ touchdowns: . . . . . Puka Nacua, at BYU, 2021 (3)

## INDIVIDUAL DEFENSE

Intercepted 3+ passes: . . . . . Minkah Fitzpatrick (3), Alabama (2016)  
 Intercepted 2+ passes: . . . . . Richard LeCounte (2), Georgia (2020)  
 Recorded 3+ sacks: . . . . . Harold Perkins (3.0), vs. LSU (2022)  
 Recorded 2+ sacks: . . . . . Isaiah McGuire (2.0), Martez Manuel (2.0), at Missouri (2022)

## SPECIAL TEAMS

Kicked 5+ field goals: . . . . . Harrison Mevis (5-5), at Missouri (2020)  
 Kicked 4+ field goals: . . . . . Wyatt Bryan (4-4), at Colorado State (2018)  
 Returned a punt for a TD: . . . . . DaVonta Smith, Alabama (2020)  
 Returned a kick for a TD: . . . . . Jashaun Corbin, vs. Texas A&M (2018)

## ARKANSAS BIG PLAYS FROM SCRIMMAGE

Opponent	Rushing					Passing				
	10-19	20-29	30-39	40-49	50+	15-19	20-29	30-39	40-49	50+
Cincinnati	6	1	1	0	0	3	3	1	0	0
South Carolina	6	0	0	1	0	2	1	0	0	0
Missouri State	4	1	0	1	0	1	3	2	1	2
vs. Texas A&M	6	1	0	0	0	2	0	1	0	1
Alabama	6	1	0	0	0	4	1	1	0	0
at Mississippi State	5	1	0	0	1	1	2	0	1	2
at BYU	6	1	0	0	1	4	1	4	0	0
at Auburn	8	1	0	0	1	2	3	0	0	1
Liberty	8	1	0	0	0	2	2	2	0	0
LSU	6	0	0	0	0	0	1	0	1	0
Ole Miss	3	5	1	0	1	3	3	0	0	0
at Missouri	7	0	0	0	0	1	2	1	0	0
<b>Totals</b>	<b>71</b>	<b>13</b>	<b>2</b>	<b>2</b>	<b>4</b>	<b>25</b>	<b>22</b>	<b>12</b>	<b>3</b>	<b>6</b>

## OPPONENT BIG PLAYS FROM SCRIMMAGE

Opponent	Rushing					Passing				
	10-19	20-29	30-39	40-49	50+	15-19	20-29	30-39	40-49	50+
Cincinnati	2	0	1	0	0	3	3	3	0	0
South Carolina	2	0	0	0	0	4	0	2	1	2
Missouri State	0	1	0	0	0	6	1	2	1	0
vs. Texas A&M	4	1	0	0	1	3	1	1	0	0
Alabama	1	0	0	0	3	1	2	0	2	1
at Mississippi State	1	0	1	0	0	2	4	3	0	0
at BYU	4	0	0	0	0	3	3	3	0	1
at Auburn	3	0	1	1	0	4	1	1	1	0
Liberty	2	0	0	0	0	2	1	2	1	0
LSU	2	2	2	0	0	0	1	0	0	0
Ole Miss	7	2	3	1	1	0	3	0	0	1
at Missouri	3	2	1	0	0	1	5	0	0	1
<b>Totals</b>	<b>31</b>	<b>8</b>	<b>9</b>	<b>2</b>	<b>5</b>	<b>29</b>	<b>25</b>	<b>17</b>	<b>6</b>	<b>6</b>

## FIRST DOWN GAME LOG

Arkansas					Opponents				
Opponent	Rush	Pass	Penalty	Total	Opponent	Rush	Pass	Penalty	Total
Cincinnati	11	11	1	23	Cincinnati	7	15	2	24
South Carolina	20	7	1	28	South Carolina	5	13	5	22
Missouri State	10	11	1	22	Missouri State	5	14	2	21
vs. Texas A&M	17	7	0	24	vs. Texas A&M	7	7	2	16
Alabama	14	9	4	27	Alabama	9	7	1	17
at Mississippi State	11	7	0	18	at Mississippi State	10	17	6	33
at BYU	14	18	2	34	at BYU	7	16	4	27
at Auburn	10	11	2	23	at Auburn	9	11	0	20
Liberty	10	11	1	22	Liberty	9	8	0	17
LSU	11	4	0	15	LSU	11	4	0	15
Ole Miss	12	9	3	24	Ole Miss	21	8	3	32
at Missouri	9	11	2	22	at Missouri	7	11	1	19
<b>TOTAL</b>	<b>149</b>	<b>116</b>	<b>17</b>	<b>282</b>	<b>TOTAL</b>	<b>107</b>	<b>131</b>	<b>26</b>	<b>264</b>

## TURNOVER CHART

Takeaways					Giveaways				
Opponent	Fumbles	Interceptions	Total	Pts Off	Fumbles	Interceptions	Total	Points Off	Margin
Cincinnati	1	1	2	14	1	0	1	3	+1
South Carolina	2	1	3	7	0	0	0	0	+3
Missouri State	0	0	0	0	2	1	3	10	-3
vs. Texas A&M	0	0	0	0	1	0	1	6	-1
Alabama	0	1	1	0	1	0	1	0	0
at Mississippi State	0	0	0	0	0	2	2	6	-2
at BYU	2	1	3	14	1	0	1	0	+2
at Auburn	0	0	0	0	1	0	1	3	-1
Liberty	0	1	1	7	0	2	2	7	-1
LSU	1	1	2	0	2	0	2	3	0
Ole Miss	2	1	3	7	0	0	0	0	+3
at Missouri	0	0	0	0	1	1	2	3	-2
<b>TOTAL</b>	<b>8</b>	<b>7</b>	<b>15</b>	<b>49</b>	<b>10</b>	<b>6</b>	<b>16</b>	<b>41</b>	<b>-1</b>

## DRIVE SUPERLATIVES

## Longest Drive

By No. of Plays

By No. of Yards

By Time of Possession

## Arkansas

17 (84 yards, 5:07) vs. Liberty, TD

2x 94 (10 plays, 4:29) vs. LSU, TD

10:02 (16 plays, 73 yards) at BYU, downs

## Opponents

15 (66 yards, 5:10) vs. Ole Miss, downs

96 yards (9 plays, 2:42) vs. Ole Miss, TD

6:23 (13 plays, 40 yards) at Auburn, missed FG

## Shortest Drive

By No. of Plays

By No. of Yards

By Time of Possession

## Arkansas

8x 1 (-1 yards, 0:10) at Missouri, end of half

2x -10 yards (3 plays, 1:46) vs. Ole Miss, punt

0:01 (1 play, -9 yards) at Auburn, end of game

## Opponents

8x 1 (11 yards, 0:04) vs. Ole Miss, end of half

-22 (4 plays, 1:13) vs. Alabama, downs

0:04 (1 play, 11 yards) vs. Ole Miss, end of half

## Scoring Drive Breakdown

Yardage	ARKANSAS		OPPONENT	
	TD	FG	TD	FG
No drive	1	-	1	-
Neg. Yards	-	-	-	1
0-9	1	-	-	-
10-19	-	-	1	3
20-29	1	1	-	-
30-39	1	-	-	-
40-49	3	4	3	3
50-59	1	5	5	2
60-69	7	1	3	4
70-79	22	-	22	1
80-89	7	1	6	-
90-99	2	-	3	-
<b>TOTALS</b>	<b>46</b>	<b>12</b>	<b>44</b>	<b>14</b>

## Game-Opening Drives

OPP	ARKANSAS			OPPONENTS		
	PTS	1STS	YDS	PTS	1STS	YDS
Cincinnati	0	1	25	0	3	59
S. Carolina	7	5	68	0	1	32
Missouri St.	0	0	6	0	3	29
vs. Texas A&M	0	1	15	0	0	2
Alabama	0	2	28	0	2	56
at Miss. State	0	1	5	7	4	58
at BYU	0	1	23	0	0	3
at Auburn	0	0	-1	0	2	22
Liberty	0	0	2	0	2	20
LSU	0	0	5	0	3	36
Ole Miss	0	0	-1	0	1	13
at Missouri	0	0	-3	3	2	51
<b>TOTALS</b>	<b>7</b>	<b>11</b>	<b>172</b>	<b>10</b>	<b>23</b>	<b>381</b>

## Second Half-Opening Drives

OPP	ARKANSAS			OPPONENTS		
	PTS	1STS	YDS	PTS	1STS	YDS
Cincinnati	7	4	75	7	5	75
S. Carolina	0	2	23	7	3	88
Missouri St.	0	1	20	0	1	6
vs. Texas A&M	0	0	7	7	4	40
Alabama	0	1	15	0	1	21
at Miss. State	0	0	4	6	3	58
at BYU	7	3	75	7	6	75
at Auburn	7	4	64	0	3	40
Liberty	0	1	25	0	2	58
LSU	0	1	15	0	0	3
Ole Miss	7	1	75	0	0	21
at Missouri	0	0	-5	6	4	75
<b>TOTALS</b>	<b>28</b>	<b>18</b>	<b>393</b>	<b>40</b>	<b>32</b>	<b>560</b>

## Three &amp; Out Drives

	ARKANSAS	OPPONENT
	THREE-&OUTS/DRIVES	THREE-&OUTS/DRIVES
Cincinnati	1/13 (7.7%)	2/13 (15.4%)
South Carolina	1/12 (8.3%)	2/13 (15.4%)
Missouri State	2/13 (15.4%)	4/14 (28.6%)
vs. Texas A&M	3/11 (27.3%)	4/11 (36.4%)
Alabama	4/15 (26.7%)	2/15 (13.3%)
at Mississippi State	3/12 (25.0%)	1/12 (8.3%)
at BYU	0/11 (0.0%)	2/12 (16.7%)
at Auburn	2/13 (15.4%)	2/12 (16.7%)
Liberty	3/13 (23.1%)	4/13 (30.8%)
LSU	3/13 (23.1%)	2/14 (14.7%)
Ole Miss	3/13 (23.1%)	0/14 (0.0%)
at Missouri	4/12 (33.3%)	1/11 (9.1%)
<b>TOTALS</b>	<b>29/151 (19.2%)</b>	<b>26/154 (16.9%)</b>

## NEED TO KNOW INFO

Opponent	Captains	Length	Coin Toss	Kick/Receive	Helmet/Jersey/Pants	Attendance	1st Poss.	Opp. 1st Poss.	Result
Cincinnati	Catalon, Jefferson, Pool, Wagner	3:40	CIN	RECEIVE	Cardinal/Cardinal/White	74,751	PUNT	INT	W, 31-24
South Carolina	Blair, Jefferson, Pool, Wagner	3:54	ARK	KICK	Cardinal/Cardinal/White	72,437	TD	PUNT	W, 44-30
Missouri State	Blair, Jefferson, Pool, Wagner	3:18	ARK	KICK	Cardinal/Cardinal/White	74,133	PUNT	PUNT	W, 38-27
vs. Texas A&M	Blair, Jefferson, Pool, Wagner	3:21	TAMU	RECEIVE	White/White/White	63,580	PUNT	PUNT	L, 23-21
Alabama	Blair, Jefferson, Pool, Wagner	3:40	ARK	KICK	Cardinal/Cardinal/White	75,579	PUNT	INT	L, 49-26
at Miss. State	Blair, Jefferson, Pool, Wagner	3:27	ARK	KICK	Cardinal/White/White	57,849	PUNT	TD	L, 40-17
at BYU	Blair, Jefferson, Pool, Wagner	3:31	ARK	RECEIVE	Cardinal/Cardinal/White	63,470	FUM	PUNT	W, 52-35
at Auburn	Blair, Jefferson, Pool, Wagner	3:30	ARK	RECEIVE	Cardinal/White/White	83,792	PUNT	FGA	W, 41-27
Liberty	Blair, Jefferson, Pool, Wagner	3:10	LIB	RECEIVE	Cardinal/Cardinal/White	70,072	PUNT	PUNT	L, 21-19
LSU	Blair, Jefferson, Pool, Wagner	3:17	ARK	KICK	Cardinal/Cardinal/White	73,750	PUNT	INT	L, 13-10
Ole Miss	Blair, Jefferson, Pool, Wagner	3:30	MISS	RECEIVE	Cardinal/Cardinal/White	71,365	PUNT	FUM	W, 42-27
Missouri	Blair, Jefferson, Wagner	3:06	MIZ	RECEIVE	Cardinal/White/White	55,710	PUNT	FG	L, 29-27



## ARKANSAS DRIVE CHARTS

## Cincinnati

Qtr.	Time	Start	Pl-Yds	TOP	Result
	15:00	ARK25	4-25	01:48	punt
1st	07:13	CIN29	3-29	00:55	*TOUCHDOWN
1st	04:27	ARK29	3-(-5)	01:36	punt
1st	00:13	ARK20	4-15	01:56	punt
2nd	11:23	ARK03	8-47	03:31	punt
2nd	06:24	ARK32	6-18	02:12	punt
2nd	01:14	ARK30	7-70	00:57	*TOUCHDOWN
3rd	10:59	ARK25	8-75	02:59	*TOUCHDOWN
3rd	06:44	ARK08	1-(-5)	00:06	fumble
3rd	04:44	ARK25	11-61	03:16	*FIELD GOAL
4th	13:30	ARK09	5-15	02:59	punt
4th	09:52	CIN49	2-49	00:26	*TOUCHDOWN
4th	05:49	ARK25	10-43	05:49	end of game

## South Carolina

Qtr.	Time	Start	Pl-Yds	TOP	Result
1st	12:20	ARK37	13-63	05:38	*TOUCHDOWN
1st	03:32	ARK25	12-75	04:04	*TOUCHDOWN
2nd	13:06	ARK39	12-61	04:53	*TOUCHDOWN
2nd	02:56	ARK25	7-43	02:06	missed fg
3rd	15:00	ARK25	8-23	03:14	punt
3rd	08:51	ARK25	5-56	01:57	downs
3rd	05:12	ARK41	14-59	05:17	*TOUCHDOWN
4th	14:06	SC41	5-41	01:57	*TOUCHDOWN
4th	10:57	ARK20	5-19	03:18	punt
4th	06:18	SC09	2-9	00:18	*TOUCHDOWN
4th	03:20	SC44	3-4	01:41	punt
4th	00:06	SC43	1-(-5)	00:06	end of game

## Missouri State

Qtr.	Time	Start	Pl-Yds	TOP	Result
1st	10:34	ARK27	3-6	00:51	punt
1st	07:59	ARK30	2-34	00:42	fumble
1st	02:47	ARK25	6-75	02:07	fumble
2nd	13:29	ARK25	3-0	01:21	punt
2nd	10:36	ARK25	8-75	02:11	*TOUCHDOWN
2nd	04:47	ARK19	8-47	02:20	downs
2nd	01:20	ARK15	2-85	00:16	*TOUCHDOWN
3rd	15:00	ARK25	6-20	02:16	interception
3rd	10:04	ARK07	14-84	04:28	*FIELD GOAL
3rd	03:18	ARK37	4-20	01:16	punt
4th	12:04	ARK25	2-75	00:26	*TOUCHDOWN
4th	06:50	ARK20	9-80	05:11	*TOUCHDOWN
4th	00:34	ARK22	1-(-3)	00:34	end of game

## vs. Texas A&amp;M

Qtr.	Time	Start	Pl-Yds	TOP	Result
1st	15:00	ARK25	4-15	01:25	punt
1st	11:27	ARK31	5-69	01:43	*TOUCHDOWN
1st	07:32	ARK22	7-78	02:07	*TOUCHDOWN
1st	03:11	ARK24	3-2	01:19	punt
1st	00:59	ARK15	10-46	03:51	punt
2nd	08:45	ARK25	12-72	05:34	fumble
2nd	03:11	ARK25	3-(-2)	01:26	punt
3rd	11:41	ARK25	3-7	01:44	punt
3rd	03:48	ARK25	5-14	01:36	punt
4th	14:54	ARK26	13-74	04:49	*TOUCHDOWN
4th	06:30	ARK36	9-40	05:00	missed fg

## OPPONENT DRIVE CHARTS

## Cincinnati

Qtr.	Time	Start	Pl-Yds	TOP	Result
1st	13:12	CIN15	11-59	05:59	interception
1st	06:18	CIN25	3-(-5)	01:51	punt
1st	02:51	CIN50	7-43	02:38	missed fg
2nd	13:17	CIN25	5-28	01:54	punt
2nd	07:52	CIN20	3-(-3)	01:28	punt
2nd	04:12	CIN20	9-50	02:58	missed fg
2nd	00:17	CIN25	1-12	00:17	end of half
3rd	15:00	CIN25	12-75	04:01	*TOUCHDOWN
3rd	07:52	CIN29	3-71	01:02	*TOUCHDOWN
3rd	06:38	ARK03	4-(-5)	01:54	*FIELD GOAL
3rd	01:28	CIN25	8-30	02:58	punt
4th	10:31	ARK37	2-(-12)	00:39	fumble
4th	09:26	CIN25	9-75	03:37	*TOUCHDOWN

## South Carolina

Qtr.	Time	Start	Pl-Yds	TOP	Result
1st	15:00	SC25	5-17	02:40	punt
1st	06:42	SC25	6-65	03:10	*FIELD GOAL
2nd	14:28	SC25	3-(-10)	01:22	punt
2nd	08:08	SC30	11-70	05:12	*TOUCHDOWN
2nd	00:50	SC32	5-27	00:50	downs
3rd	11:46	SC12	8-88	02:55	*TOUCHDOWN
3rd	06:54	SC19	3-(-2)	01:42	punt
4th	14:55	SC25	2-11	00:49	fumble
4th	12:04	SC31	6-52	01:07	interception
4th	07:39	SC24	3-76	01:14	*TOUCHDOWN
4th	06:00	SC25	10-75	02:39	*TOUCHDOWN
4th	01:39	SC10	1-(-10)	00:06	safety
4th	01:32	SC29	6-14	01:26	fumble

## Missouri State

Qtr.	Time	Start	Pl-Yds	TOP	Result
1st	15:00	MOS13	9-29	04:26	punt
1st	09:43	MOS20	3-(-3)	01:44	punt
1st	07:17	MOS36	12-64	04:30	*TOUCHDOWN
1st	00:40	MOS20	7-69	02:11	*FIELD GOAL
2nd	12:08	ARK45	4-45	01:32	*TOUCHDOWN
2nd	08:25	MOS25	6-18	03:38	punt
2nd	02:27	MOS34	3-1	01:07	punt
2nd	01:04	MOS25	4-6	01:04	end of half
3rd	12:44	ARK49	4-6	02:40	punt
3rd	05:36	MOS25	5-75	02:08	*TOUCHDOWN
3rd	02:02	MOS15	10-71	04:58	*FIELD GOAL
4th	11:38	MOS25	3-0	02:22	punt
4th	09:16	MOS25	4-27	02:26	punt
4th	01:39	MOS25	3-(-11)	01:05	punt

## vs. Texas A&amp;M

Qtr.	Time	Start	Pl-Yds	TOP	Result
1st	13:35	TAMU35	3-(-3)	02:08	punt
1st	09:44	TAMU25	3-9	02:12	punt
1st	05:25	TAMU25	3-3	02:14	punt
1st	01:52	TAMU34	3-4	00:53	punt
2nd	12:08	TAMU07	6-93	03:23	*TOUCHDOWN
2nd	01:45	TAMU32	6-26	01:45	end of half
3rd	15:00	TAMU30	6-70	03:19	*TOUCHDOWN
3rd	09:57	TAMU39	12-47	06:09	*FIELD GOAL
3rd	02:12	TAMU14	4-17	02:18	punt
4th	10:05	TAMU25	8-39	03:35	missed fg
4th	01:30	TAMU24	3-(-2)	01:30	end of game

## ARKANSAS DRIVE CHARTS

## Alabama

Qtr.	Time	Start	Pl-Yds	TOP	Result
1st	12:48	ARK01	7-28	02:58	punt
1st	07:41	ARK25	3-5	02:01	punt
1st	02:35	ARK25	4-15	01:47	punt
2nd	13:16	ARK35	4-25	01:02	fumble
2nd	10:47	ARK09	3-2	01:33	punt
2nd	08:29	ARK25	3-(-10)	01:33	punt
2nd	02:51	ARK25	9-75	02:30	*TOUCHDOWN
3rd	15:00	ARK25	5-15	01:29	punt
3rd	10:36	ARK22	7-78	02:49	*TOUCHDOWN
3rd	07:42	ARK46	12-50	06:04	*FIELD GOAL
3rd	00:25	ALA03	1-3	00:06	*TOUCHDOWN
4th	14:09	ARK25	4-13	01:40	punt
4th	12:17	ARK25	13-59	04:39	*FIELD GOAL
4th	06:55	ARK25	3-3	00:37	punt
4th	04:40	ARK45	9-46	02:34	downs

## at Mississippi State

Qtr.	Time	Start	Pl-Yds	TOP	Result
1st	11:15	ARK25	6-5	02:25	punt
1st	04:10	ARK25	8-67	02:14	downs
2nd	13:32	ARK01	3-9	01:27	punt
2nd	09:03	ARK25	9-42	03:07	*FIELD GOAL
2nd	01:27	ARK29	2-71	00:16	*TOUCHDOWN
2nd	00:13	ARK22	3-29	00:13	end of half
3rd	14:54	ARK01	3-4	01:30	punt
3rd	11:16	ARK25	9-74	03:00	downs
3rd	05:53	ARK20	5-80	02:20	*TOUCHDOWN
3rd	00:54	ARK25	10-38	02:10	interception
4th	10:28	ARK25	7-45	03:05	interception
4th	06:25	ARK28	3-4	02:26	punt

## at BYU

Qtr.	Time	Start	Pl-Yds	TOP	Result
1st	15:00	ARK25	5-23	01:20	fumble
1st	12:10	ARK01	6-24	01:34	punt
1st	05:39	ARK25	9-75	03:02	*TOUCHDOWN
1st	01:11	ARK25	10-75	03:52	*TOUCHDOWN
2nd	09:48	ARK25	10-59	03:02	*FIELD GOAL
2nd	05:18	BYU34	4-34	01:39	*TOUCHDOWN
2nd	02:22	ARK32	7-68	01:42	*TOUCHDOWN
3rd	09:53	ARK25	2-75	00:33	*TOUCHDOWN
3rd	05:11	ARK25	12-75	03:58	*TOUCHDOWN
4th	14:54	ARK32	2-68	00:29	*TOUCHDOWN
4th	10:29	ARK26	16-73	10:02	downs

## at Auburn

Qtr.	Time	Start	Pl-Yds	TOP	Result
1st	15:00	ARK25	3-(-1)	01:30	punt
1st	10:06	ARK29	3-18	00:59	fumble
1st	05:55	ARK25	8-75	02:45	*TOUCHDOWN
1st	00:19	ARK20	11-80	04:52	*TOUCHDOWN
2nd	07:01	ARK17	5-(-2)	01:43	punt
2nd	03:43	ARK35	5-56	01:18	*FIELD GOAL
2nd	01:14	ARK42	3-(-7)	00:24	punt
2nd	00:02	ARK27	1-22	00:02	end of half
3rd	08:37	ARK36	9-64	02:35	*TOUCHDOWN
3rd	04:10	ARK06	7-94	03:26	*TOUCHDOWN
4th	14:13	ARK16	10-84	06:38	*TOUCHDOWN
4th	05:22	AUB42	8-23	03:27	*FIELD GOAL
4th	00:01	ARK48	1-(-9)	00:01	end of game

## OPPONENT DRIVE CHARTS

## Alabama

Qtr.	Time	Start	Pl-Yds	TOP	Result
1st	15:00	ALA25	5-56	02:12	interception
1st	09:50	ALA35	6-65	02:09	*TOUCHDOWN
1st	05:40	ALA20	7-80	03:05	*TOUCHDOWN
1st	00:48	ALA49	6-16	02:32	missed fg
2nd	12:14	ALA40	3-2	01:27	punt
2nd	09:14	ARK17	3-17	00:45	*TOUCHDOWN
2nd	06:56	ALA41	10-59	04:05	*TOUCHDOWN
2nd	00:21	ALA25	1-(-1)	00:21	end of half
3rd	13:31	ALA08	6-21	02:55	punt
3rd	01:38	ALA25	4-(-22)	01:13	downs
3rd	00:19	ALA25	5-75	01:10	*TOUCHDOWN
4th	12:29	ALA28	1-72	00:12	*TOUCHDOWN
4th	07:38	ALA25	2-75	00:43	*TOUCHDOWN
4th	06:18	ALA40	3-4	01:38	punt
4th	02:06	ALA09	3-13	02:06	end of game

## at Mississippi State

Qtr.	Time	Start	Pl-Yds	TOP	Result
1st	15:00	MSU35	9-65	03:45	*TOUCHDOWN
1st	08:50	MSU45	12-55	04:40	*TOUCHDOWN
1st	01:56	MSU08	6-50	03:24	punt
2nd	12:05	ARK40	9-40	03:02	*TOUCHDOWN
2nd	05:56	MSU25	11-46	04:29	downs
2nd	01:04	MSU31	6-47	00:51	missed fg
3rd	13:24	MSU42	6-58	02:08	*TOUCHDOWN
3rd	08:16	MSU01	5-30	02:23	punt
3rd	03:23	MSU25	7-75	02:29	*TOUCHDOWN
4th	13:44	MSU30	6-70	03:16	*TOUCHDOWN
4th	07:23	MSU20	3-8	00:58	punt
4th	03:59	MSU19	6-58	03:59	end of half

## at BYU

Qtr.	Time	Start	Pl-Yds	TOP	Result
1st	13:40	ARK48	3-3	01:30	punt
1st	10:36	BYU18	10-82	04:57	*TOUCHDOWN
1st	02:37	BYU25	4-75	01:26	*TOUCHDOWN
2nd	12:19	BYU25	7-75	02:31	*TOUCHDOWN
2nd	06:46	BYU25	4-9	01:28	fumble
2nd	03:39	BYU25	4-15	01:17	interception
2nd	00:40	BYU25	4-45	00:40	end of half
3rd	15:00	BYU25	10-75	05:07	*TOUCHDOWN
3rd	09:20	BYU25	10-75	04:09	*TOUCHDOWN
3rd	01:13	BYU25	3-1	01:19	punt
4th	14:25	BYU25	11-49	03:56	fumble
4th	00:27	BYU01	1-5	00:27	end of game

## at Auburn

Qtr.	Time	Start	Pl-Yds	TOP	Result
1st	13:30	AUB49	7-22	03:24	missed fg
1st	09:07	AUB47	7-18	03:12	*FIELD GOAL
1st	03:10	AUB25	6-16	02:51	punt
2nd	10:27	AUB25	6-21	03:26	punt
2nd	05:18	AUB07	5-93	01:35	*TOUCHDOWN
2nd	02:25	AUB25	3-9	01:11	punt
2nd	00:50	AUB41	7-52	00:47	*FIELD GOAL
3rd	15:00	AUB25	13-40	06:23	missed fg
3rd	06:02	AUB25	4-18	01:52	punt
3rd	00:44	AUB25	3-4	01:31	punt
4th	07:35	AUB25	7-75	2:07	*TOUCHDOWN
4th	01:55	AUB25	7-75	01:51	*TOUCHDOWN

## ARKANSAS DRIVE CHARTS

## Liberty

Qtr.	Time	Start	Pl-Yds	TOP	Result
1st	15:00	ARK25	3-2	01:18	punt
1st	11:10	ARK08	5-42	02:36	punt
1st	06:23	ARK25	3-(-1)	00:53	punt
1st	03:30	ARK26	3-5	01:54	punt
1st	00:11	ARK15	7-38	01:25	downs
2nd	11:00	ARK25	6-20	02:33	punt
2nd	06:09	ARK29	4-45	01:14	interception
2nd	00:35	ARK24	4-44	00:35	*FIELD GOAL
3rd	09:57	ARK17	6-25	03:03	punt
3rd	05:28	ARK22	14-35	05:40	downs
4th	13:08	ARK18	1-0	00:10	interception
4th	12:49	ARK16	17-84	05:07	*TOUCHDOWN
4th	03:47	ARK15	7-85	02:36	*TOUCHDOWN

## LSU

Qtr.	Time	Start	Pl-Yds	TOP	Result
1st	11:29	ARK43	3-5	01:28	punt
1st	08:12	ARK44	10-46	03:24	*FIELD GOAL
1st	04:09	LSU10	4-7	01:53	downs
2nd	13:10	ARK40	4-(-3)	01:46	fumble
2nd	09:28	ARK35	5-8	02:25	punt
2nd	01:51	ARK25	6-23	01:26	punt
3rd	15:00	ARK25	7-15	03:47	punt
3rd	09:41	ARK33	7-7	02:25	downs
3rd	05:25	ARK25	3-7	01:06	punt
3rd	02:46	ARK06	10-94	04:29	*TOUCHDOWN
4th	09:40	ARK36	3-1	00:43	punt
4th	06:08	ARK43	4-14	02:08	punt
4th	01:35	ARK24	3-20	00:16	fumble

## Ole Miss

Qtr.	Time	Start	Pl-Yds	TOP	Result
1st	13:34	MISS38	3-(-1)	01:05	punt
1st	10:54	ARK31	7-69	02:26	*TOUCHDOWN
1st	05:35	ARK27	8-73	01:51	*TOUCHDOWN
1st	02:00	ARK25	7-75	02:57	*TOUCHDOWN
2nd	11:11	ARK21	4-20	02:16	punt
2nd	04:38	ARK25	7-75	02:18	*TOUCHDOWN
2nd	01:07	MISS48	6-48	01:02	*TOUCHDOWN
3rd	15:00	ARK25	2-75	00:44	*TOUCHDOWN
3rd	13:43	MISS46	5-17	02:58	missed fg
3rd	05:35	ARK05	6-55	03:51	punt
4th	14:02	ARK35	5-15	04:10	punt
4th	08:02	MISS39	3-(-10)	01:46	punt
4th	02:54	ARK45	3-1	02:25	punt

## at Missouri

Qtr.	Time	Start	Pl-Yds	TOP	Result
1st	15:00	ARK25	3-(-3)	02:10	punt
1st	09:34	ARK25	9-75	04:08	*TOUCHDOWN
1st	02:56	ARK25	3-2	01:22	punt
2nd	14:56	ARK25	12-75	05:30	*TOUCHDOWN
2nd	05:26	ARK25	11-75	03:51	*TOUCHDOWN
2nd	00:10	ARK14	1-(-1)	00:10	end of half
3rd	10:09	ARK25	3-(-5)	01:18	interception
3rd	05:32	ARK25	10-47	03:49	*FIELD GOAL
3rd	00:10	ARK47	7-51	02:30	*FIELD GOAL
4th	08:24	ARK10	3-5	01:58	punt
4th	04:15	ARK37	3-3	01:19	punt
4th	00:14	ARK20	3-12	00:14	fumble

## OPPONENT DRIVE CHARTS

## Liberty

Qtr.	Time	Start	Pl-Yds	TOP	Result
1st	13:42	LIB28	7-25	02:32	punt
1st	08:34	LIB07	6-18	02:11	punt
1st	05:30	LIB32	3-2	02:00	punt
1st	01:36	LIB41	5-59	01:19	*TOUCHDOWN
2nd	13:46	LIB47	5-53	02:46	*TOUCHDOWN
2nd	08:27	LIB20	3-4	02:18	punt
2nd	04:55	LIB20	10-80	04:13	*TOUCHDOWN
3rd	15:00	LIB25	9-58	05:03	downs
3rd	06:54	LIB08	3-(-1)	01:21	punt
4th	14:48	LIB43	3-3	01:40	punt
4th	12:58	ARK37	1-0	00:09	interception
4th	07:36	LIB21	6-22	03:49	punt
4th	01:10	ARK44	2-3	01:10	end of game

## LSU

Qtr.	Time	Start	Pl-Yds	TOP	Result
1st	15:00	LSU25	8-36	03:31	interception
1st	10:01	LSU20	3-(-2)	01:49	punt
1st	04:43	LSU10	2-2	00:34	fumble
1st	02:16	LSU03	6-7	04:06	punt
2nd	11:24	ARK37	5-17	01:56	*FIELD GOAL
2nd	07:03	LSU28	11-61	05:12	*FIELD GOAL
2nd	00:25	LSU20	1-(-1)	00:25	end of half
3rd	11:13	LSU12	3-3	01:32	punt
3rd	07:16	ARK40	5-40	01:51	*TOUCHDOWN
3rd	04:19	LSU29	4-29	01:33	punt
4th	13:17	LSU25	5-3	03:37	punt
4th	08:57	LSU17	7-40	02:49	downs
4th	04:00	LSU12	6-19	02:25	punt
4th	01:19	ARK44	2-(-2)	01:19	end of game

## Ole Miss

Qtr.	Time	Start	Pl-Yds	TOP	Result
1st	15:00	MISS25	4-13	01:26	fumble
1st	12:29	MISS11	5-21	01:35	punt
1st	08:28	MISS25	8-17	02:53	punt
1st	03:44	MISS25	5-48	01:44	*FIELD GOAL
2nd	14:03	MISS25	9-54	02:52	missed fg
2nd	08:55	MISS30	9-56	04:17	*FIELD GOAL
2nd	02:20	MISS25	4-32	01:13	interception
2nd	00:04	MISS15	1-11	00:04	end of half
3rd	14:16	MISS25	2-21	00:33	fumble
3rd	10:45	MISS29	15-66	05:10	downs
3rd	01:44	MISS04	9-96	02:42	*TOUCHDOWN
4th	09:52	MISS12	5-88	01:50	*TOUCHDOWN
4th	06:16	MISS14	12-86	03:21	*TOUCHDOWN
4th	00:29	MISS11	4-53	00:29	end of game

## at Missouri

Qtr.	Time	Start	Pl-Yds	TOP	Result
1st	12:50	MIZ31	7-46	03:16	*FIELD GOAL
1st	05:26	MIZ25	7-75	02:30	*TOUCHDOWN
1st	01:34	MIZ26	5-74	01:38	*TOUCHDOWN
2nd	09:26	MIZ25	9-65	4:00	*FIELD GOAL
2nd	01:35	MIZ25	4-22	01:25	punt
3rd	15:00	MIZ25	10-75	04:51	*TOUCHDOWN
3rd	08:51	ARK29	7-17	03:19	*FIELD GOAL
3rd	01:43	MIZ25	3-(-5)	01:33	punt
4th	12:40	MIZ25	7-26	04:16	punt
4th	06:26	ARK35	4-(-2)	02:11	missed fg
4th	02:56	MIZ14	6-36	02:42	punt



## RAZORBACKS BY POSITION

No.	Name	Ht.	Wt.	Cl.	Hometown (Previous School)
<b>QB (4)</b>					
1	KJ Jefferson	6-3	242	R-Jr.	Sardis, Miss. (North Panola HS)
10	Cade Fortin	6-3	218	R-Sr.	Suwanee, Ga. (North Gwinnett HS/South Florida)
18	Kade Renfro	6-3	206	R-So.	Stephenville, Texas (Stephenville HS/Ole Miss)
19	Rykar Acebo	6-4	185	Fr.	Jonesboro, Ark. (Jonesboro HS)
<b>RB (4)</b>					
0	AJ Green	5-11	208	So.	Tulsa, Okla. (Union HS)
5	Raheim Sanders	6-2	227	So.	Rockledge, Fla. (Rockledge HS)
6	Rashod Dubinion	5-10	211	Fr.	Ellenwood, Ga. (Cedar Grove HS)
20	Dominique Johnson	6-1	247	Jr.	Crowley, Texas (Crowley HS)
<b>WR (10)</b>					
3	Matt Landers	6-5	197	Sr.	St. Petersburg, Fla. (St. Petersburg HS/Toledo)
11	Sam Mbake	6-3	202	Fr.	Kennesaw, Ga. (North Cobb HS)
13	Jaedon Wilson	6-3	175	R-Fr.	DeSoto, Texas (DeSoto HS)
14	Bryce Stephens	6-0	176	R-Fr.	Oklahoma City, Okla. (John Marshall HS)
15	Landon Rogers	6-4	197	R-Fr.	Little Rock, Ark. (Parkview HS)
16	Isaiah Sategna	5-11	173	Fr.	Fayetteville, Ark. (Fayetteville HS)
83	Chris Harris	5-10	187	R-So.	Dumas, Ark. (Dumas HS)
85	Harper Cole	5-9	178	R-So.	Aurora, Ill. (Waubonsie Valley HS)
86	Kalil Girault	6-0	186	Fr.	Haslet, Texas (Eaton HS)
88	Kamron Bibby	6-2	180	Fr.	El Dorado, Ark. (El Dorado HS)
<b>TE (6)</b>					
8	Ty Washington	6-4	247	Fr.	Leesburg, Ga. (Lee County HS)
34	Hunter Talley	6-4	210	Fr.	Siloam Springs, Ark. (Siloam Springs HS)
42	Zach Lee	6-5	241	R-So.	Bentonville, Ark. (Bentonville HS)
80	Collin Sutherland	6-5	260	R-So.	Flower Mound, Texas (Marcus HS)
82	Hudson Henry	6-5	254	R-Jr.	Little Rock, Ark. (Pulaski Academy)
89	Nathan Bax	6-4	252	R-Sr.	Jefferson City, Mo. (Helias Catholic HS/III. St.)
<b>OL (17)</b>					
50	Cole Carson	6-5	305	R-Fr.	Bogata, Texas (Rivercrest HS)
53	Ty'Kieast Crawford	6-5	325	Jr.	Carthage, Texas (Carthage HS/Charlotte)
55	Beaux Limmer	6-5	302	R-Jr.	Tyler, Texas (Tyler Lee HS)
56	Marcus Henderson	6-5	303	R-So.	Memphis, Tenn. (Memphis University School)
59	Eli Henderson	6-4	315	Fr.	Duncan, S.C. (Byrnes HS)
62	Brady Latham	6-5	307	R-Jr.	Jenks, Okla. (Jenks HS)
63	Terry Wells	6-5	327	R-Fr.	Parkin, Ark. (Wynne HS)
65	Devon Manuel	6-9	334	R-Fr.	Sunset, La. (Beau Chene HS)
66	Kai Hamilton	6-4	300	Fr.	Hope, Ark. (Hope HS)
67	Josh Street	6-6	310	R-Fr.	Bentonville, Ark. (Bentonville HS)
70	Luke Jones	6-5	327	R-Sr.	Little Rock, Ark. (Pulaski Academy/Notre Dame)
71	Brock Burns	6-4	296	Fr.	Ozark, Ark. (Ozark HS)
72	Andrew Chamblee	6-6	303	Fr.	Maumelle, Ark. (Maumelle HS)
73	Brooks Edmonson	6-4	315	Fr.	Bryant, Ark. (Bryant HS)
75	Patrick Kutas	6-5	305	Fr.	Memphis, Tenn. (Christian Brothers HS)
76	E'Marion Harris	6-7	340	Fr.	Little Rock, Ark. (Joe T. Robinson HS)
78	Dalton Wagner	6-9	331	*R-Sr.	Spring Grove, Ill. (Richmond Burton HS)

## RAZORBACKS BY POSITION

No.	Name	Ht.	Wt.	Cl.	Hometown (Previous School)
<b>DB (17)</b>					
3	Dwight McGlothorn	6-2	181	Jr.	Houston, Texas (Klein Oak HS/LSU)
4	Malik Chavis	6-2	192	R-Jr.	Rison, Ark. (Rison HS)
7	Latavious Brini	6-2	215	*Sr.	Miami Gardens, Fla. (Mater Academy Charter/Georgia)
8	Jayden Johnson	6-2	204	So.	Cedartown, Ga. (Cedartown HS)
11	LaDarrius Bishop	6-0	194	R-Sr.	Ashdown, Ark. (Ashdown HS)
15	Simeon Blair	5-10	208	R-Sr.	Pine Bluff, Ark. (Pine Bluff HS)
17	Hudson Clark	6-2	182	R-Jr.	Dallas, Texas (Highland Park HS)
18	Trent Gordon	5-11	188	R-Sr.	Spring, Texas (Manvel HS/Penn State)
21	Jaylen Lewis	6-0	175	Fr.	Brownsville, Tenn. (Haywood HS)
22	Anthony Brown	6-0	181	Fr.	Milan, Tenn. (Milan HS)
24	Quincey McAdoo	6-2	192	Fr.	Clarendon, Ark. (Clarendon HS)
26	Landon Phipps	6-0	175	Fr.	Springdale, Ark. (Springdale HS)
29	John Paul Pickens	6-0	181	Fr.	Jonesboro, Ark. (Jonesboro HS)
30	Ethan Joseph	6-2	212	Fr.	Alpharetta, Ga. (King's Ridge Christian)
32	Drew Winn	5-11	183	R-Jr.	Pea Ridge, Ark. (Pea Ridge HS/Pittsburg St.)
39	Courtney Snelling	5-11	165	Sr.	Little Rock, Ark. (Joe T. Robinson HS)
49	McKinley Williams	6-1	209	R-Sr.	Sheridan, Ark. (Sheridan HS)
<b>LB (8)</b>					
10	Bumper Pool	6-2	232	*Sr.	Lucas, Texas (Lovejoy HS)
27	Chris Paul Jr.	6-1	230	R-Fr.	Cordele, Ga. (Crisp County HS)
35	Mani Powell	6-3	234	Fr.	Fayetteville, Ark. (Fayetteville HS)
36	Jordan Crook	6-0	232	Fr.	Duncanville, Texas (Duncanville HS)
38	Mason Schueck	6-2	219	Fr.	Little Rock, Ark. (Pulaski Academy)
43	Brooks Both	6-0	231	R-So.	Harrison, Ark. (Harrison HS)
44	Kaden Henley	6-2	225	Fr.	Springdale, Ark. (Shiloh Christian Academy)
45	Jackson Woodard	6-3	231	R-So.	Little Rock, Ark. (LR Christian Academy)
<b>DL (15)</b>					
0	Nico Davillier	6-4	270	Fr.	Maumelle, Ark. (Maumelle HS)
5	Cameron Ball	6-5	303	R-Fr.	Atlanta, Ga. (Tri-Cities HS)
9	Taurean Carter	6-3	294	R-Jr.	Mansfield, Texas (Mansfield Legacy HS)
14	Jordan Domineck	6-3	251	R-Sr.	Lakeland, Fla. (Jenkins HS/Georgia Tech)
23	Dorian Gerald	6-3	256	*R-Sr.	Florence, S.C. (W. Florence HS/Coll. of the Canyons)
40	Landon Jackson	6-7	274	So.	Texarkana, Texas (Pleasant Grove HS/LSU)
41	Kyle Thompson	6-3	250	Fr.	Aledo, Texas (Aledo HS)
50	Eric Gregory	6-4	303	R-Jr.	Memphis, Tenn. (IMG Academy)
55	JJ Hollingsworth	6-3	246	Fr.	Greenland, Ark. (Greenland HS)
56	Zach Williams	6-4	261	Sr.	Little Rock, Ark. (Joe T. Robinson HS)
58	Jashaud Stewart	6-2	251	Jr.	Jonesboro, Ark. (Jonesboro HS)
90	Marcus Miller	6-5	286	R-Jr.	Warren, Ark. (Warren HS)
94	Jon Hill	6-5	252	R-Fr.	Dumas, Ark. (Dumas HS)
98	Roy Patterson	6-5	253	R-So.	Austin, Texas (Anderson HS)
99	Terry Hampton	6-1	314	*Sr.	El Dorado, Ark. (El Dorado HS/Arkansas State)
<b>Specialists (7)</b>					
28	Blake Ford (K)	6-1	217	Fr.	Arlington, Texas (Lamar HS)
29	Cam Little (K/P)	6-2	181	So.	Moore, Okla. (Southmoore HS)
31	Max Fletcher (P)	6-5	178	Fr.	Melbourne, Australia (ProKick Australia)
39	Jake Bates (K)	5-10	202	*Sr.	Tomball, Texas (Tomball HS/Texas State)
48	Eli Stein (LS)	6-3	227	Fr.	Cambridge, Wisc. (Cambridge HS)
52	John Oehrlein (LS)	6-1	235	R-Jr.	Austin, Texas (Westlake HS)
61	Briggs Magee (LS)	6-2	230	Fr.	Georgetown, Texas (Georgetown HS)

## ALPHABETICAL ROSTER

No.	Name	Pos.
19	Rykar Acebo	QB
5	Cameron Ball	DL
39	Jake Bates	K
89	Nathan Bax	TE
88	Kamron Bibby	WR
11	LaDarrius Bishop	DB
15	Simeon Blair	DB
43	Brooks Both	LB
7	Latavious Brini	DB
22	Anthony Brown	DB
71	Brock Burns	OL
50	Cole Carson	OL
9	Taurean Carter	DL
72	Andrew Chamblee	OL
4	Malik Chavis	DB
17	Hudson Clark	DB
85	Harper Cole	WR
53	Ty'Kieast Crawford	OL
36	Jordan Crook	LB
0	Nico Davillier	DL
14	Jordan Domineck	DL
6	Rashod Dubinion	RB
73	Brooks Edmonson	OL
31	Max Fletcher	P
28	Blake Ford	K
10	Cade Fortin	QB
23	Dorian Gerald	DL
86	Kalil Girault	WR
18	Trent Gordon	DB
0	AJ Green	RB
50	Eric Gregory	DL
66	Kai Hamilton	OL
99	Terry Hampton	DL
83	Chris Harris	WR
76	E'Marion Harris	OL
59	Eli Henderson	OL
56	Marcus Henderson	OL
44	Kaden Henley	LB
82	Hudson Henry	TE
94	Jon Hill	DL
55	JJ Hollingsworth	DL
40	Landon Jackson	DL
1	KJ Jefferson	QB
20	Dominique Johnson	RB
8	Jayden Johnson	DB
70	Luke Jones	OL
30	Ethan Joseph	DB
75	Patrick Kutas	OL
3	Matt Landers	WR
62	Brady Latham	OL
42	Zach Lee	TE
21	Jaylen Lewis	DB
55	Beaux Limmer	OL

## NUMERICAL ROSTER

No.	Name	Pos.	Ht.	Wt.	Cl.	Exp.	Hometown (Previous School)
0	Nico Davillier	DL	6-4	270	Fr.	HS	Maumelle, Ark. (Maumelle HS)
0	AJ Green	RB	5-11	208	So.	1L	Tulsa, Okla. (Union HS)
1	KJ Jefferson	QB	6-3	242	R-Jr.	2L	Sardis, Miss. (North Panola HS)
3	Matt Landers	WR	6-5	197	Sr.	TR	St. Petersburg, Fla. (St. Petersburg HS/Toledo)
3	Dwight McGlothorn	DB	6-2	181	Jr.	TR	Houston, Texas (Klein Oak HS/LSU)
4	Malik Chavis	DB	6-2	192	R-Jr.	2L	Rison, Ark. (Rison HS)
5	Cameron Ball	DL	6-5	303	R-Fr.	RS	Atlanta, Ga. (Tri-Cities HS)
5	Raheim Sanders	RB	6-2	227	So.	1L	Rockledge, Fla. (Rockledge HS)
6	Rashod Dubinion	RB	5-10	211	Fr.	HS	Ellenwood, Ga. (Cedar Grove HS)
7	Latavious Brini	DB	6-2	215	*Sr.	TR	Miami Gardens, Fla. (Mater Academy/Georgia)
8	Jayden Johnson	DB	6-2	204	So.	1L	Cedartown, Ga. (Cedartown HS)
8	Ty Washington	TE	6-4	247	Fr.	HS	Leesburg, Ga. (Lee County HS)
9	Taurean Carter	DL	6-3	294	R-Jr.	2L	Mansfield, Texas (Mansfield Legacy HS)
10	Cade Fortin	QB	6-3	218	R-Sr.	TR	Suwanee, Ga. (N. Gwinnett HS/South Florida)
10	Bumper Pool	LB	6-2	232	*Sr.	4L	Lucas, Texas (Lovejoy HS)
11	LaDarrius Bishop	DB	6-0	194	R-Sr.	3L	Ashdown, Ark. (Ashdown HS)
11	Sam Mbake	DB	6-3	202	Fr.	HS	Kennesaw, Ga. (North Cobb HS)
13	Jaedon Wilson	WR	6-3	175	R-Fr.	RS	DeSoto, Texas (DeSoto HS)
14	Jordan Domineck	DL	6-3	251	R-Sr.	TR	Lakeland, Fla. (Jenkins HS/Georgia Tech)
14	Bryce Stephens	WR	6-0	176	R-Fr.	RS	Oklahoma City, Okla. (John Marshall HS)
15	Simeon Blair	DB	5-10	208	R-Sr.	3L	Pine Bluff, Ark. (Pine Bluff HS)
15	Landon Rogers	WR	6-4	197	R-Fr.	RS	Little Rock, Ark. (Parkview HS)
16	Isaiah Sategna	WR	5-11	173	Fr.	HS	Fayetteville, Ark. (Fayetteville HS)
17	Hudson Clark	DB	6-2	182	R-Jr.	2L	Dallas, Texas (Highland Park HS)
18	Trent Gordon	DB	5-11	188	R-Sr.	1L	Spring, Texas (Manvel HS/Penn State)
18	Kade Renfro	QB	6-3	206	R-So.	SQ	Stephenville, Texas (Stephenville HS/Ole Miss)
19	Rykar Acebo	QB	6-4	185	Fr.	HS	Jonesboro, Ark. (Jonesboro HS)
20	Dominique Johnson	RB	6-1	247	Jr.	2L	Crowley, Texas (Crowley HS)
21	Jaylen Lewis	DB	6-0	175	Fr.	HS	Brownsville, Tenn. (Haywood HS)
22	Anthony Brown	DB	6-0	181	Fr.	HS	Milan, Tenn. (Milan HS)
23	Dorian Gerald	DL	6-3	256	*R-Sr.	3L	Florence, S.C. (W. Florence HS/Coll. of the Canyons)
24	Quincey McAdoo	DB	6-2	192	Fr.	HS	Clarendon, Ark. (Clarendon HS)
26	Landon Phipps	DB	6-0	175	Fr.	HS	Springdale, Ark. (Springdale HS)
27	Chris Paul Jr.	LB	6-1	230	R-Fr.	RS	Cordele, Ga. (Crisp County HS)
28	Blake Ford	K	6-1	217	Fr.	HS	Arlington, Texas (Lamar HS)
29	Cam Little	K/P	6-2	181	So.	1L	Moore, Okla. (Southmoore HS)
29	John Paul Pickens	DB	6-0	181	Fr.	HS	Jonesboro, Ark. (Jonesboro HS)
30	Ethan Joseph	DB	6-2	212	Fr.	HS	Alpharetta, Ga. (King's Ridge Christian)
31	Max Fletcher	P	6-5	178	Fr.	HS	Melbourne, Australia (ProKick Australia)
32	Drew Winn	DB	5-11	183	R-Jr.	TR	Pea Ridge, Ark. (Pea Ridge HS/Pittsburg St.)
34	Hunter Talley	TE	6-4	210	Fr.	HS	Siloam Springs, Ark. (Siloam Springs HS)
35	Mani Powell	LB	6-3	234	Fr.	HS	Fayetteville, Ark. (Fayetteville HS)
36	Jordan Crook	LB	6-0	232	Fr.	HS	Duncanville, Texas (Duncanville HS)
38	Mason Schueck	LB	6-2	219	Fr.	HS	Little Rock, Ark. (Pulaski Academy)
39	Jake Bates	K	5-10	202	*Sr.	TR	Tomball, Texas (Tomball HS/Texas State)
39	Courtney Snelling	DB	5-11	165	Sr.	SQ	Little Rock, Ark. (Joe T. Robinson HS)
40	Landon Jackson	DL	6-7	274	So.	TR	Texarkana, Texas (Pleasant Grove HS/LSU)
41	Kyle Thompson	DL	6-3	250	Fr.	HS	Aledo, Texas (Aledo HS)
42	Zach Lee	TE	6-5	241	R-So.	SQ	Bentonville, Ark. (Bentonville HS)
43	Brooks Both	LB	6-0	231	R-So.	SQ	Harrison, Ark. (Harrison HS)
44	Kaden Henley	LB	6-2	225	Fr.	HS	Springdale, Ark. (Shiloh Christian Academy)
45	Jackson Woodard	LB	6-3	231	R-So.	1L	Little Rock, Ark. (LR Christian Academy)
48	Eli Stein	LS	6-3	227	Fr.	HS	Cambridge, Wisc. (Cambridge HS)

## NUMERICAL ROSTER

No.	Name	Pos.	Ht.	Wt.	Cl.	Exp.	Hometown (Previous School)
49	McKinley Williams	DB	6-1	209	R-Sr.	1L	Sheridan, Ark. (Sheridan HS)
50	Cole Carson	OL	6-5	305	R-Fr.	RS	Bogata, Texas (Rivercrest HS)
50	Eric Gregory	DL	6-4	303	R-Jr.	2L	Memphis, Tenn. (IMG Academy)
52	John Oehrlein	LS	6-1	235	R-Jr.	SQ	Austin, Texas (Westlake HS)
53	Ty'Kieast Crawford	OL	6-5	325	Jr.	1L	Carthage, Texas (Carthage HS/Charlotte)
55	JJ Hollingsworth	DL	6-3	246	Fr.	HS	Greenland, Ark. (Greenland HS)
55	Beaux Limmer	OL	6-5	302	R-Jr.	2L	Tyler, Texas (Tyler Lee HS)
56	Marcus Henderson	OL	6-5	303	R-So.	1L	Memphis, Tenn. (Memphis University School)
56	Zach Williams	DL	6-4	261	Sr.	3L	Little Rock, Ark. (Joe T. Robinson HS)
58	Jashaud Stewart	DL	6-2	251	Jr.	2L	Jonesboro, Ark. (Jonesboro HS)
59	Eli Henderson	OL	6-4	315	Fr.	HS	Duncan, S.C. (Byrnes HS)
61	Briggs Magee	LS	6-2	230	Fr.	HS	Georgetown, Texas (Georgetown HS)
62	Brady Latham	OL	6-5	307	R-Jr.	2L	Jenks, Okla. (Jenks HS)
63	Terry Wells	OL	6-5	327	R-Fr.	RS	Parkin, Ark. (Wynne HS)
65	Devon Manuel	OL	6-9	334	R-Fr.	RS	Sunset, La. (Beau Chene HS)
66	Kai Hamilton	OL	6-4	300	Fr.	HS	Hope, Ark. (Hope HS)
67	Josh Street	OL	6-6	310	R-Fr.	RS	Bentonville, Ark. (Bentonville HS)
70	Luke Jones	OL	6-5	327	R-Sr.	2L	Little Rock, Ark. (Pulaski Academy/Notre Dame)
71	Brock Burns	OL	6-4	296	Fr.	HS	Ozark, Ark. (Ozark HS)
72	Andrew Chamblee	OL	6-6	303	Fr.	HS	Maumelle, Ark. (Maumelle HS)
73	Brooks Edmonson	OL	6-4	315	Fr.	HS	Bryant, Ark. (Bryant HS)
75	Patrick Kutas	OL	6-5	305	Fr.	HS	Memphis, Tenn. (Christian Brothers HS)
76	E'Marion Harris	OL	6-7	340	Fr.	HS	Little Rock, Ark. (Joe T. Robinson HS)
78	Dalton Wagner	OL	6-9	331	*R-Sr.	4L	Spring Grove, Ill. (Richmond Burton HS)
80	Collin Sutherland	TE	6-5	260	R-So.	SQ	Flower Mound, Texas (Marcus HS)
82	Hudson Henry	TE	6-5	254	R-Jr.	2L	Little Rock, Ark. (Pulaski Academy)
83	Chris Harris	WR	5-10	187	R-So.	SQ	Dumas, Ark. (Dumas HS)
85	Harper Cole	WR	5-9	178	R-So.	1L	Aurora, Ill. (Waubonsie Valley HS)
86	Kalil Girault	WR	6-0	186	Fr.	HS	Haslet, Texas (Eaton HS)
88	Kamron Bibby	WR	6-2	180	Fr.	HS	El Dorado, Ark. (El Dorado HS)
89	Nathan Bax	TE	6-4	252	R-Sr.	2L	Jefferson City, Mo. (Helias Catholic HS/III. St.)
90	Marcus Miller	DL	6-5	286	R-Jr.	2L	Warren, Ark. (Warren HS)
94	Jon Hill	DL	6-5	252	R-Fr.	RS	Dumas, Ark. (Dumas HS)
98	Roy Patterson	DL	6-5	253	R-So.	HS	Austin, Texas (Anderson HS)
99	Terry Hampton	DL	6-1	314	*Sr.	TR	El Dorado, Ark. (El Dorado HS/Arkansas State)

Roster by Class: Senior - 17 | Junior - 14 | Sophomore - 14 | Freshman - 42

## FOOTBALL STAFF

## Coaching Staff

Sam Pittman   Head Coach	3rd Season
Scott Fountain   Asst. HC/Special Teams	3rd Season
Kendal Briles   Offensive Coordinator/QBs	3rd Season
Travis Williams   Defensive Coordinator	1st Season
Deke Adams   Defensive Line	1st Season
Dominique Bowman   Cornerbacks	1st Season
Kenny Guiton   Wide Receivers	2nd Season
Cody Kennedy   Offensive Line	2nd Season
Michael Scherer   Linebackers	3rd Season
Jimmy Smith   Running Backs	3rd Season
Morgan Turner   Tight Ends	1st Season

## Graduate Assistants

Ian Brewer   Video	2nd Season
Joe Carter   Operations	1st Season
Sean Fogarty   Offense	1st Season
Mason Hutchins   Defense	1st Season
Keith Jones   Defense	1st Season

## Quality Control/Analyst

Michael Anthony   Offense	3rd Season
Mark Cala   Offense	3rd Season
Kelvin Green   Defense	1st Season
Chris Hurd   Special Teams	1st Season
Nick Mathews   Defense	1st Season
Jake Trump   Defense	3rd Season
De'Vion Warren   Offense	1st Season

## Support Staff

Patrick Doherty   Football Operations	3rd Season
Amanda Gilpin   Asst. Football Operations	3rd Season
Ben Sowders   Strength & Conditioning	1st Season
Dave Polanski   Athletic Training	5th Season
Dalton Withrow   Equipment	2nd Season
Butler Benton   Recruiting/Player Personnel	2nd Season
Danny Wheeler   Player Development	3rd Season
Jacob Tepp   Video	2nd Season

## ALPHABETICAL ROSTER

No.	Name	Pos.
29	Cam Little	K/P
61	Brooks Magee	LS
65	Devon Manuel	OL
11	Sam Mbake	DB
24	Quincey McAdoo	DB
3	Dwight McGlothorn	DB
90	Marcus Miller	DL
52	John Oehrlein	OL
98	Roy Patterson	DL
27	Chris Paul Jr.	LB
26	Landon Phipps	DB
29	John Paul Pickens	DB
10	Bumper Pool	LB
35	Mani Powell	LB
18	Kade Renfro	QB
15	Landon Rogers	TE
5	Raheim Sanders	RB
16	Isaiah Sategna	WR
38	Mason Schueck	LB
39	Courtney Snelling	DB
48	Eli Stein	LS
14	Bryce Stephens	WR
58	Jashaud Stewart	DL
67	Josh Street	OL
80	Collin Sutherland	TE
34	Hunter Talley	TE
41	Kyle Thompson	DL
78	Dalton Wagner	OL
8	Ty Washington	TE
63	Terry Wells	OL
49	McKinley Williams	DB
56	Zach Williams	DL
13	Jaedon Wilson	WR
32	Drew Winn	DB
45	Jackson Woodard	LB

## PRONUNCIATIONS

Latavious Brini	bree-nee
Taurean Carter	tore-ee-an
Andrew Chamblee	cham-blee
Malik Chavis	ma-leek chav-iss
Ty'Kieast Crawford	ty-KEAST
Nico Davillier	dava-YAY
E'Marion Harris	eh-mary-ON
Patrick Kutas	koo-tas
Sam Mbake	bah-KAY
Mani Powell	manny
Isaiah Sategna	suh-TANE-ya
Jashaud Stewart	ja-shawd



# LIBERTY BOWL: KANSAS



**AJ GREEN**

**0**

**Running Back | 5-11 | 208 | Sophomore**  
**Tulsa, Okla. | Union HS**

## QUICK HITS

- Recorded a season high 56 rushing yards against Liberty on Nov. 5.
- Totaled 227 yards and one touchdown on 47 rushing attempts, averaging 4.8 yards per carry during freshman campaign.
- Hauled in seven passes for 84 yards and a touchdown, averaging 12.0 yards per catch as a freshman.
- Tallied a season high 9.3 yards per carry against Liberty on Nov. 5.
- Made his collegiate debut against Texas on Sept. 11, 2021, rushing for a career-high 67 yards and a touchdown on seven attempts.

## CAREER STATS

	GP/GS	RUSHING				TD	LNG	RECEIVING				TD	LNG
		ATT	YDS	AVG/G				REC	YDS	AVG			
2021	12/0	47	227	18.9		1	30	7	84	7.0		1	48
2022	12/0	74	313	26.1		2	19	2	45	4.1		-	30
<b>TOTAL</b>	<b>24/0</b>	<b>121</b>	<b>540</b>	<b>22.5</b>		<b>3</b>	<b>30</b>	<b>9</b>	<b>129</b>	<b>5.9</b>		<b>1</b>	<b>48</b>

	GP/GS	RUSHING				TD	LNG	RECEIVING				TD	LNG
		ATT	YDS	AVG				REC	YDS	AVG			
Cincinnati	1/0	3	18	6.0		0	6	0	0	0		0	0
South Carolina	1/0	9	43	4.8		1	14	0	0	0		0	0
Missouri State	1/0	2	2	1.0		0	0	0	0	0		0	0
Texas A&M	1/0	9	36	4.0		0	0	0	0	0		0	0
Alabama	1/0	5	18	4.2		1	13	0	0	0		0	0
at Miss. State	1/0	6	14	2.3		0	5	0	0	0		0	0
at BYU	1/0	11	51	4.6		0	14	2	45	22.5		0	30
at Auburn	1/0	10	25	2.5		0	8	0	0	0		0	0
Liberty	1/0	6	56	9.3		0	19	0	0	0		0	0
LSU	1/0	7	31	4.4		0	10	0	0	0		0	0
Ole Miss	1/0	5	16	3.2		0	11	0	0	0		0	0
at Missouri	1/0	1	3	3.0		0	3	0	0	0		0	0

## SEASON HIGHS

Rushes .....11 at BYU (10/15/22)  
 Rushing Yards .....56 vs. Liberty (11/5/22)  
 Rushing Touchdowns .....1, 2x, last vs. Alabama (10/1/22)  
 Long Rush .....19 vs. Liberty (11/5/22)  
 100-Yard Games .....  
 Receptions .....2 at BYU (10/15/22)  
 Receiving Yards .....45 at BYU (10/15/22)  
 Receiving Touchdowns .....  
 Long Reception .....30 at BYU (10/15/22)

## CAREER HIGHS

Rushes .....11 at BYU (10/15/22)  
 Rushing Yards .....67 vs. Texas (9/11/21)  
 Rushing Touchdowns .....1, 2x, last vs. South Carolina (9/10/22)  
 Long Rush .....48 vs. Texas (9/11/21)  
 100-Yard Games .....  
 Receptions .....2, 3x, last at BYU (10/15/22)  
 Receiving Yards .....48 vs. Texas A&M (9/25/21)  
 Receiving Touchdowns .....1 vs. Texas A&M (9/25/21)  
 Long Reception .....48 vs. Texas A&M (9/25/21)



**KJ JEFFERSON**

**1**

**Quarterback | 6-3 | 242 | R-Junior**  
**Sardis, Miss. | North Panola HS**

## QUICK HITS

- Totaled a career high 29 completions (29-for-40) for 367 passing yards and five touchdowns against BYU - the first five-passing touchdown effort of his career.
- Completed 85.7 percent of his passes against South Carolina, which ranks second in school history (min. 20 pass attempts).
- Filed 171 passing yards and 105 rushing yards vs. Texas A&M to become first Arkansas QB since Matt Jones (2004) to pass and run for 100+ yards in a single game.
- Owens the highest single-season completion percentage (68.3%) in school history when attempting at least 250 passes.
- Accounted for six TDs (3 throwing, 3 rushing) at Ole Miss (2021), second-most in program history.
- 1 of 2 returning FBS quarterbacks (Louisville's Malik Cunningham), to lead their teams in both passing and rushing in 2021.
- Totaled three games in 2021 of 300+ passing yards and at least 3 TD passes, first Arkansas QB to do so since Brandon Allen in 2015.
- One of only six SEC signal-callers since 2000 to have thrown for 3+ touchdowns and rushed for 3+ scores in a game as he did against Ole Miss on Oct. 9, 2021, joining Texas A&M QB Johnny Manziel, Mississippi State QB Dak Prescott, Ole Miss QB Chad Kelly, LSU QB Joe Burrow and Ole Miss QB Matt Corral.

## CAREER STATS

	GP/GS	PASSING							RUSHING				
		COMP	ATT	PCT	YDS	TD	INT	LNG	ATT	YDS	AVG	TD	LNG
2019	3/1	14	31	45.2	197	0	1	38	30	58	1.9	2	21
2020	5/1	20	41	48.8	295	3	0	68	28	67	2.4	2	19
2021	13/13	198	294	67.3	2676	21	4	91	146	664	51.1	6	49
2022	10/10	185	271	68.3	2361	22	4	73	144	510	51.0	7	26
<b>TOTAL</b>	<b>31/25</b>	<b>417</b>	<b>637</b>	<b>65.5</b>	<b>5529</b>	<b>46</b>	<b>9</b>	<b>91</b>	<b>348</b>	<b>1299</b>	<b>41.9</b>	<b>17</b>	<b>49</b>

## GAME-BY-GAME STATS

	GP/GS	PASSING							RUSHING				
		COMP	ATT	PCT	YDS	TD	INT	LNG	ATT	YDS	AVG	TD	LNG
Cincinnati	1/1	18	26	68.2	223	3	0	32	18	62	3.4	1	16
South Carolina	1/1	18	21	85.7	162	1	0	23	19	67	3.5	1	11
Missouri State	1/1	19	31	61.3	385	2	1	73	9	40	4.4	1	14
Texas A&M	1/1	12	19	63.2	171	2	0	56	18	105	5.8	1	26
Alabama	1/1	13	24	54.2	155	1	0	36	17	38	2.2	0	13
at Miss. State	--	--	--	--	--	--	--	--	--	--	--	--	--
at BYU	1/1	29	40	72.5	367	5	0	39	10	32	3.2	0	14
at Auburn	1/1	16	24	66.7	234	1	0	56	10	45	4.5	2	25
Liberty	1/1	23	37	62.2	284	2	2	36	16	36	2.25	0	15
LSU	--	--	--	--	--	--	--	--	--	--	--	--	--
Ole Miss	1/1	17	22	77.3	168	3	0	23	8	47	5.9	0	23
at Missouri	1/1	20	27	74.1	212	2	1	37	19	38	2.0	1	13

## SEASON HIGHS

Pass Attempts .....40 at BYU (10/15/22)  
 Completions .....29 at BYU (10/15/22)  
 Pass Yards .....385 vs. Missouri State (9/17/22)  
 Pass TDs .....5 at BYU (10/15/22)  
 Long Pass .....73 vs. Missouri State (9/3/22)  
 Completion % .....85.7% vs. South Carolina (9/10/22)  
 Rushes .....19, 2x, last at Missouri (11/25/22)  
 Rush Yards .....105 vs. Texas A&M (9/24/22)  
 Rush TDs .....2 at Auburn (10/29/22)  
 Long Rush .....26 vs. Texas A&M (9/24/22)

## CAREER HIGHS

Pass Attempts .....40 at BYU (10/15/22)  
 Completions .....29 at BYU (10/15/22)  
 Pass Yards .....385 vs. Missouri State (9/17/22)  
 Pass TDs .....5 at BYU (10/15/22)  
 Long Pass .....91 vs. Georgia Southern (9/18/21)  
 Completion % .....85.7% vs. South Carolina (9/10/22)  
 Rushes .....20 (2x) vs. Penn State (1/1/22)  
 Rush Yards .....110 vs. Penn State (1/1/22)  
 Rush TDs .....3 at Ole Miss (10/9/21)  
 Long Rush .....49 vs. Missouri (11/26/21)

# LIBERTY BOWL: KANSAS



## MATT LANDERS

3

Wide Receiver | 6-5 | 197 | Senior  
St. Petersburg, Fla. | St. Petersburg HS / Toledo

### QUICK HITS

- Registered third 100-yard receiving effort (second consecutive) after reeling in six catches for 119 yards (19.8 ypc) vs. Liberty on Nov. 5.
- In 52-35 win at BYU, Landers became the first Arkansas wide receiver with three receiving touchdowns in a game since WR Drew Morgan hauled in three touchdown passes against Ole Miss in 2015.
- Has led Arkansas in receiving yards in seven of 11 games this season, including the last five games.
- Hauled in a career-high 8 catches at BYU on Oct. 15.
- Made 20 receptions for 514 yards and five touchdowns in 12 games played at Toledo in 2021.
- Turned in a team-best 25.7 yards per reception during his junior year at Toledo..
- Caught 18 passes in last five games of the 2021 season, including nine in the last two.
- Saw action in 25 games across three seasons at Georgia, including 12 in 2019. Registered 10 receptions for 105 yards in 2019.

### CAREER STATS

	RECEIVING					RUSHING				
	GP/GS	REC	YDS	AVG	TD	LNG	ATT	YDS	AVG	TD
2018*	4/0	0	0	0	0	0	0	0	0	0
2019*	12/1	10	105	10.5	1	80	1	-6	-6	0
2020*	9/0	2	27	13.5	0	23	0	0	0	0
2021**	12/0	20	514	25.7	5	90	0	0	0	0
2022	12/11	44	780	17.7	7	56	1	6	6	0
<b>TOTAL</b>	<b>49/12</b>	<b>76</b>	<b>1426</b>	<b>18.8</b>	<b>13</b>	<b>90</b>	<b>2</b>	<b>0</b>	<b>0</b>	<b>0</b>

\* at Georgia, \*\* at Toledo

### GAME-BY-GAME STATS

	RECEIVING					RUSHING				
	GP/GS	REC	YDS	AVG	TD	LNG	ATT	YDS	AVG	TD
Cincinnati	1/1	3	43	14.3	0	20	0	0	0	0
South Carolina	1/1	4	45	11.3	0	16	1	6	6.0	0
Missouri State	1/1	7	123	17.6	0	47	0	0	0	0
Texas A&M	1/1	1	19	19.0	0	19	0	0	0	0
Alabama	1/1	2	31	15.5	0	20	0	0	0	0
at Miss. State	1/1	0	0	0	0	0	0	0	0	0
at BYU	1/1	8	99	12.4	3	39	0	0	0	0
at Auburn	1/1	4	115	28.8	0	56	0	0	0	0
Liberty	1/1	6	119	19.8	0	36	0	0	0	0
LSU	1/0	2	69	34.5	1	40	0	0	0	0
Ole Miss	1/1	3	38	12.7	2	23	0	0	0	0
at Missouri	1/1	4	79	19.8	1	37	0	0	0	0

### SEASON HIGHS

Receptions ..... 8 at BYU (10/15/22)  
 Receiving Yards ..... 123 vs. Missouri State (9/17/22)  
 100-Yard Games ..... 3, last vs. Liberty (11/5/22)  
 Receiving Touchdowns ..... 3 at BYU (10/15/22)  
 Long Reception ..... 56 at Auburn (10/29/22)  
 Rushes ..... 1 vs. South Carolina (9/10/22)  
 Rushing Yards ..... 6 vs. South Carolina (9/10/22)  
 Rushing Touchdowns .....  
 Long Rush ..... 6 vs. South Carolina (9/10/22)

### CAREER HIGHS

Receptions ..... 8 at BYU (10/15/22)  
 Receiving Yards ..... 150 vs. Eastern Michigan (11/2/21)(\*) at Toledo  
 100-Yard Games ..... 5, last vs. Liberty (11/5/22)  
 Receiving Touchdowns ..... 3 at BYU (10/15/22)  
 Long Reception ..... 90 vs. Middle Tennessee (12/17/22)(\*) at Toledo  
 Rushes ..... 1, 2x, last vs. South Carolina (9/10/22)  
 Rushing Yards ..... 6 vs. South Carolina (9/10/22)  
 Rushing Touchdowns .....  
 Long Rush ..... 6 vs. South Carolina (9/10/22)



## DWIGHT MCGLOTHERN

3

Defensive Back | 6-2 | 181 | Junior  
Houston, Texas | Klein Oak HS

### QUICK HITS

- Tied career high in stops with eight vs. Ole Miss on Nov. 19. Also forced and recovered a fumble against the Rebels.
- Leads Arkansas in interceptions this season with three.
- Intercepted two passes in his first two games as a Razorback.
- Recorded a 51-yard interception return against Cincinnati on Sept. 3, registering Arkansas' 14th 50-plus yard interception return since 1997.
- Has started in all 10 games this season.
- Played in 10 games with six starts as a sophomore at LSU in 2021, tallying 32 tackles, six pass breakups, one forced fumble, one interception and a touchdown.
- Intercepted his first pass and returned it for a 37-yard touchdown against Florida in 2021.
- Ranked No. 19 in the 247Sports Composite Rankings and listed as a Top 300 overall prospect coming out of high school.

### CAREER STATS

	GP/GS	UA	A	TOT	TFL-YDS	SCK-YDS	FF	FR-YDS	INT-YDS	QBH	BRUP
2020	6/0	8	1	9	0.0-0	0.0-0	0	0-0	0	0	2
2021	10/6	26	6	32	2.0-8	0.0-0	1	0-0	1-37	0	6
2022	12/12	37	5	42	0.0-0	0.0-0	2	1-0	3-48	0	12
<b>TOTAL</b>	<b>28/18</b>	<b>71</b>	<b>12</b>	<b>83</b>	<b>2.0-8</b>	<b>0.0-0</b>	<b>3</b>	<b>1-0</b>	<b>4-85</b>	<b>0</b>	<b>20</b>

### GAME-BY-GAME STATS

	GP/GS	UA	A	TOT	TFL-YDS	SCK-YDS	FF	FR-YDS	INT-YDS	QBH	BRUP
Cincinnati	1/1	3	1	4	0.0-0	0.0-0	0	0-0	1-51	0	2
South Carolina	1/1	3	1	4	0.0-0	0.0-0	0	0-0	1-0	0	1
Missouri State	1/1	1	0	1	0.0-0	0.0-0	0	0-0	0-0	0	1
Texas A&M	1/1	2	0	2	0.0-0	0.0-0	0	0-0	0-0	0	0
Alabama	1/1	1	0	1	0.0-0	0.0-0	0	0-0	1-3	0	2
at Miss. State	1/1	2	1	3	0.0-0	0.0-0	0	0-0	0-0	0	1
at BYU	1/1	5	0	5	0.0-0	0.0-0	1	0-0	0-0	0	0
at Auburn	1/1	7	0	7	0.0-0	0.0-0	0	0-0	0-0	0	1
Liberty	1/1	3	0	3	0.0-0	0.0-0	0	0-0	0-0	0	1
LSU	1/1	2	0	2	0.0-0	0.0-0	0	0-0	0-0	0	0
Ole Miss	1/1	6	2	8	0.0-0	0.0-0	1	1-0	0-0	0	1
at Missouri	1/1	2	0	2	0.0-0	0.0-0	0	0-0	0-0	0	2

### SEASON HIGHS

Tackles ..... 8 vs. Ole Miss (11/19/22)  
 Tackles For Loss .....  
 Sacks .....  
 QB Hurries .....  
 Pass Breakups ..... 2, 3x, last vs. Missouri (11/25/22)  
 Forced Fumbles ..... 1, 2x, last vs. Ole Miss (11/19/22)  
 Fumble Recoveries ..... 1 vs. Ole Miss (11/19/22)  
 Interceptions ..... 1, 3x, last vs. Alabama (10/1/22)

### CAREER HIGHS

Tackles ..... 8, 2x, last vs. Ole Miss (11/19/22)  
 Double Figure Tackle Games .....  
 Tackles For Loss ..... 1, 2x, last vs. Auburn (10/2/21)  
 Sacks .....  
 QB Hurries ..... 3 vs. Florida (10/16/22)  
 Pass Breakups ..... 1, 3x, last vs. Ole Miss (11/19/22)  
 Forced Fumbles ..... 1 vs. Ole Miss (11/19/22)  
 Fumble Recoveries ..... 1, 4x, last vs. Alabama (10/1/22)  
 Interceptions ..... 1, 4x, last vs. Alabama (10/1/22)



## RAHEIM SANDERS

5

Running Back | 6-2 | 227 | Sophomore  
Rockledge, Fla. | Rockledge HS

### QUICK HITS

- Only SEC player to have ran for 200+ yards against a top-25 opponent this year after recording 232 rushing yards on 24 carries (9.7 average) and three touchdowns vs. No. 14 Ole Miss.
- Surpassed 1,000 rushing yards on the season in win at Auburn, tying the school record for quickest to 1,000 rushing yards in a single season in just eight games.
- Recorded 175 rushing yards (11.7 ypc) in 52-35 triumph of BYU on Oct. 15.
- Responsible for seven 100+-yard rushing efforts so far this season and eight career 100+ rushing efforts.
- In breakout performance vs. Ole Miss, Sanders became just the third SEC player since 2000 to rush for 200 yards and record at least five receptions in a game.
- Second Razorback in last 25 seasons to tally 200 rushing yards and three rushing scores against a ranked opponent after doing so vs. No. 14 Ole Miss.
- Became one of two SEC players since 2000 to have recorded 150+ rushing yards with at least one rushing TD and 70+ receiving yards with at least one receiving TD in a single game in win over Missouri State on Sept. 17, joining Florida's Percy Harvin.
- Named to Freshman All-SEC Team in 2021.
- Totaled the most rushing yards by an Arkansas freshman since Devwah Whaley in 2016 (602).
- Part of a Razorback rushing attack that saw four ball carriers gain over 500 yards for the first time since 1975 during the 2021 season.

### CAREER STATS

	RUSHING					RECEIVING				
	GP/GS	ATT	YDS	AVG/G	TD	LNG	REC	YDS	AVG	TD
2021	13/0	114	578	44.5	5	42	11	109	9.9	1
2022	12/12	219	1426	118.8	10	76	28	271	9.7	2
<b>TOTAL</b>	<b>25/12</b>	<b>333</b>	<b>2004</b>	<b>80.2</b>	<b>15</b>	<b>76</b>	<b>39</b>	<b>380</b>	<b>9.7</b>	<b>3</b>

### GAME-BY-GAME STATS

	RUSHING					RECEIVING				
	GP/GS	ATT	YDS	AVG	TD	LNG	REC	YDS	AVG	TD
Cincinnati	1/1	20	117	5.8	0	37	3	12	4.0	0
South Carolina	1/1	24	156	6.5	2	47	3	30	10.0	0
Missouri State	1/1	22	167	7.6	1	43	2	75	37.5	1
Texas A&M	1/1	17	68	4.0	0	0	0	0	0.0	0
Alabama	1/1	22	101	4.6	1	26	2	19	9.5	0
at Miss. State	1/1	20	86	4.3	1	12	4	49	12.3	0
at BYU	1/1	15	175	11.7	2	64	1	4	4.0	0
at Auburn	1/1	16	171	10.7	0	76	1	6	6.0	0
Liberty	1/1	17	60	3.5	0	28	2	25	12.5	0
LSU	1/1	12	46	3.8	0	14	2	0	0.0	0
Ole Miss	1/1	24	232	9.7	3	68	5	29	5.8	0
at Missouri	1/1	10	47	4.7	0	17	3	22	7.3	1

### SEASON HIGHS

Rushes	24, 2x, last vs. Ole Miss (11/19/22)
Rushing Yards	232 vs. Ole Miss (11/19/22)
Rushing Touchdowns	3 vs. Ole Miss (11/19/22)
Long Rush	76 at Auburn (10/26/22)
100-Yard Games	7x, last vs. Ole Miss (11/19/22)
200-Yard Games	1 vs. Ole Miss (11/19/22)
Receptions	5 vs. Ole Miss (11/19/22)
Receiving Yards	75 vs. Missouri State (9/17/22)
Receiving Touchdowns	1, 2x, last at Missouri (11/25/22)
Long Reception	73 vs. Missouri State (9/17/22)

### CAREER HIGHS

Rushes	24, 2x, last vs. Ole Miss (11/19/22)
Rushing Yards	232 vs. Ole Miss (11/19/22)
Rushing Touchdowns	3 vs. Ole Miss (11/19/22)
Long Rush	76 at Auburn (10/29/22)
100-Yard Games	8x, last vs. Ole Miss (11/19/22)
200-Yard Games	1 vs. Ole Miss (11/19/22)
Receptions	5 vs. Ole Miss (11/19/22)
Receiving Yards	75 vs. Missouri State (9/17/22)
Receiving Touchdowns	1, 3x, last at Missouri (11/25/22)
Long Reception	73 vs. Missouri State (9/17/22)



## RASHOD DUBINION

6

Running Back | 5-10 | 211 | Freshman  
Ellenwood, Ga. | Cedar Grove HS

### QUICK HITS

- Registered a career high four receptions for 40 yards and one receiving touchdown in win at BYU. Also posted four carries for 16 yards against the Cougars.
- Filed a career high 40 rushing yards against Ole Miss on Nov. 19.
- Recorded his first career collegiate touchdown against South Carolina on Sept. 10.
- Hauled in a 29-yard pass for his first collegiate reception against the Bearcats on Sept. 3.
- Enrolled early at Arkansas and participated in spring practices.
- Tabbed a four-star prospect by Rivals and a three-star prospect by 247Sports and ESPN.
- Chose Arkansas over Georgia, Baylor, Florida, Auburn, Ole Miss and others.

### CAREER STATS

	RUSHING					RECEIVING				
	GP/GS	ATT	YDS	AVG/G	TD	LNG	REC	YDS	AVG	TD
2022	12/0	51	181	15.1	3	14	9	89	9.9	1
<b>TOTAL</b>	<b>12/0</b>	<b>51</b>	<b>181</b>	<b>15.1</b>	<b>3</b>	<b>14</b>	<b>9</b>	<b>89</b>	<b>9.9</b>	<b>1</b>

### GAME-BY-GAME STATS

	RUSHING					RECEIVING				
	GP/GS	ATT	YDS	AVG	TD	LNG	REC	YDS	AVG	TD
Cincinnati	1/0	2	16	8.0	0	13	1	29	29.0	0
South Carolina	1/0	8	15	1.9	1	4	0	0	0.0	0
Missouri State	1/0	2	6	3.0	0	0	0	0	0.0	0
Texas A&M	1/0	2	17	8.5	0	14	0	0	0.0	0
Alabama	1/0	4	10	2.5	0	11	1	14	14.0	0
at Miss. State	1/0	7	28	4.0	0	12	0	0	0.0	0
at BYU	1/0	4	16	4.0	0	11	4	40	10.0	1
at Auburn	1/0	5	11	2.2	2	5	0	0	0.0	0
Liberty	1/0	2	-6	-3.0	0	0	0	0	0.0	0
LSU	1/0	3	2	0.7	0	3	1	1	1.0	0
Ole Miss	1/0	6	40	6.7	0	13	1	-1	-1.0	0
at Missouri	1/0	6	26	4.3	0	12	1	6	6.0	0

### SEASON HIGHS

Rushes	8 vs. South Carolina (9/10/22)
Rushing Yards	40 vs. Ole Miss (11/19/22)
Rushing Touchdowns	2 at Auburn (10/29/22)
Long Rush	14 vs. Texas A&M (9/24/22)
100-Yard Games	
Receptions	4 at BYU (10/15/22)
Receiving Yards	40 at BYU (10/15/22)
Receiving Touchdowns	1 at BYU (10/15/22)
Long Reception	29 vs. South Carolina (9/10/22)

### CAREER HIGHS

Rushes	8 vs. South Carolina (9/10/22)
Rushing Yards	40 vs. Ole Miss (11/19/22)
Rushing Touchdowns	2 at Auburn (10/29/22)
Long Rush	14 vs. Texas A&M (9/24/22)
100-Yard Games	
Receptions	4 at BYU (10/15/22)
Receiving Yards	40 at BYU (10/15/22)
Receiving Touchdowns	1 at BYU (10/15/22)
Long Reception	29 vs. Cincinnati (9/3/22)







## BUMPER POOL

10

Linebacker | 6-2 | 232 | R-Senior  
Lucas, Texas | Lovejoy HS

## QUICK HITS

- Became Arkansas' all-time leader in tackles (409) against Mississippi State on Oct. 8, surpassing Tony Bua's 408 career tackles, which had been the program standard since 2003.
- Logged his 21st career double-digit tackle game after finishing with 10 vs. LSU.
- Has 92 tackles on the season and is on pace to become the first Razorback defender with three consecutive 100-tackle seasons since LB De'Jon Harris (2017-19).
- Led the Hogs in total tackles with 125 (45 solo) in 2021, his second straight season with 100+ total tackles.
- Named All-SEC by the coaches in both 2020 and 2021.
- Racked up 7.5 tackles for loss, tied for second most on the squad in 2021.
- Finished 10th in the nation in total tackles (125) and tallied 9.6 tackles per game, ranking second in the SEC and 15 nationally in 2021.
- Posted the most tackles in the SEC over the last two years (2020-21) and last three seasons (2019-21) with 335.
- Had totaled the second-most tackles among all FBS defenders since 2019, second to only Troy LB Carlton Martial (367).
- Posted a team-leading seven games with double-digit stops in 2021, which ranked third-most nationally.
- Father, sister, grandfather, two aunts and two cousins are all graduates of Arkansas.
- Sister, Maddie, is Arkansas' Assistant Director of On-Campus Recruiting.

## CAREER STATS

	GP/GS	UA	A	TOT	TFL-YDS	SCK-YDS	FF	FR-YDS	INT-YDS	QBH	BRUP
2018	10/4	14	15	29	2.5-4	0.0-0	0	1-60	0-0	1	4
2019	12/12	38	56	94	6.5-12	0.5-3	0	0-0	0-0	1	5
2020	9/9	40	61	101	6.5-11	0.5-3	0	0-0	0-0	1	5
2021	13/1	45	80	125	7.5-13	0.0-0	0	0-0	0-0	2	2
2022	11/11	37	55	92	4.5-20	2.0-16	0	0-0	0-0	5	3
<b>TOTAL</b>	<b>55/37</b>	<b>174</b>	<b>267</b>	<b>441</b>	<b>27.0-60</b>	<b>3.0-22</b>	<b>0</b>	<b>1-60</b>	<b>0-0</b>	<b>10</b>	<b>19</b>

## GAME-BY-GAME STATS

	GP/GS	UA	A	TOT	TFL-YDS	SCK-YDS	FF	FR-YDS	INT-YDS	QBH	BRUP
Cincinnati	1/1	4	9	13	1.0-2	0.0-0	0	0-0	0-0	0	0
South Carolina	1/1	3	4	7	1.0-15	1.0-15	0	0-0	0-0	1	1
Missouri State	1/1	2	7	9	0.0-0	0.0-0	0	0-0	0-0	2	1
Texas A&M	1/1	5	2	7	0.0-0	0.0-0	0	0-0	0-0	1	1
Alabama	1/1	6	4	10	1.5-2	0.0-0	0	0-0	0-0	1	0
at Miss. State	1/1	3	11	14	0.0-0	0.0-0	0	0-0	0-0	0	0
at BYU	1/1	3	3	6	0.0-0	0.0-0	0	0-0	0-0	0	0
at Auburn	1/1	3	3	6	0.0-0	0.0-0	0	0-0	0-0	0	0
Liberty	1/1	2	6	8	1.0-1	1.0-1	0	0-0	0-0	0	0
LSU	1/1	5	5	10	0.0-0	0.0-0	0	0-0	0-0	0	0
Ole Miss	1/1	1	1	2	0.0-0	0.0-0	0	0-0	0-0	0	0
at Missouri	--	--	--	--	--	--	--	--	--	--	--

## SEASON HIGHS

Tackles	14 vs. Mississippi State (10/8/22)
Tackles For Loss	1.5 vs. Alabama (10/1/22)
Double-Digit Tackle Games	4, last vs. LSU (11/12/22)
Sacks	1.0, 2x, last vs. Liberty (11/5/22)
Interceptions	
Interception Return Yards	
QB Hurries	2 vs. Missouri State (9/17/22)
Pass Breakups	1, 3x, last vs. Texas A&M (9/24/22)
Forced Fumbles	
Fumble Recoveries	

## CAREER HIGHS

Tackles	20 at Mississippi State (10/3/20)
Tackles For Loss	3.0 at Texas A&M (10/31/20)
Double-Digit Tackle Games	21x, last vs. LSU (11/12/22)
Sacks	1.0, 2x, last vs. Liberty (11/5/22)
QB Hurries	2 vs. Missouri State 9/17/22
Interceptions	
Interception Return Yards	
Pass Breakups	2 at Mississippi State (10/3/20)
Forced Fumbles	1 at Colorado State (9/8/18)
Fumble Recoveries	1 vs. Eastern Illinois (9/1/18)



## JORDAN DOMINECK

14

Defensive Line | 6-3 | 251 | R-Senior  
Lakeland, Fla. | Jenkins HS / Georgia Tech

## QUICK HITS

- Made a season high 7 stops against Missouri State on Sept. 17.
- Named SEC Defensive Lineman of the Week after dominant performance in win over Cincinnati on Sept. 3.
- Played in 12 games with eight starts at Georgia Tech in 2021, finishing with 36 tackles, 5.5 tackles for loss, 3.5 sacks, four quarterback hurries, three forced fumbles with a 70-yard fumble return.
- Father, James, played football at Bethel College (1987) before transferring to Florida for two seasons (1988-89).

## CAREER STATS

	GP/GS	UA	A	TOT	TFL-YDS	SCK-YDS	FF	FR-YDS	INT-YDS	QBH	BRUP
2018	3/0	4	1	5	0.0-0	0.0-0	0	0-0	0-0	0	0
2019	7/3	12	13	25	3.5	1.5	0	0-0	0-0	0	0
2020	9/4	20	15	35	8.5	4.0	3	0	0	0	1
2021	12/8	18	20	38	5.5	3.5	3	0	0	0	1
2022	12/0	16	15	31	7.5-48	6.5-46	2	1-0	0	0	0
<b>TOTAL</b>	<b>43/15</b>	<b>70</b>	<b>64</b>	<b>134</b>	<b>25</b>	<b>15.5</b>	<b>8</b>	<b>1-0</b>	<b>0</b>	<b>0</b>	<b>2</b>

## GAME-BY-GAME STATS

	GP/GS	UA	A	TOT	TFL-YDS	SCK-YDS	FF	FR-YDS	INT-YDS	QBH	BRUP
Cincinnati	1/0	1	1	2	1.0-10	1.0-10	1	1-0	0-0	0	0
South Carolina	1/0	1	0	1	1.0-10	1.0-10	0	0-0	0-0	0	0
Missouri State	1/0	4	3	7	2.5-15	2.5-15	0	0-0	0-0	0	0
Texas A&M	1/0	2	1	3	0.0-0	0-0	0	0-0	0-0	0	0
Alabama	1/0	1	1	2	0.0-0	0-0	0	0-0	0-0	0	0
at Miss. State	1/0	1	4	5	0.0-0	0-0	0	0-0	0-0	0	0
at BYU	1/0	1	1	2	0.0-0	0-0	0	0-0	0-0	0	0
at Auburn	1/0	1	0	1	1.0-7	1.0-7	0	0-0	0-0	0	0
Liberty	1/0	1	0	1	1.0-4	1.0-4	0	0-0	0-0	0	0
LSU	1/0	1	2	3	1.0-2	0-0	1	0-0	0-0	0	0
Ole Miss	1/0	0	2	2	0.0-0	0.0-0	0	0-0	0-0	0	0
at Missouri	1/0	2	0	2	0.0-0	0.0-0	0	0-0	0-0	0	0

## SEASON HIGHS

Tackles	7 vs. Missouri State (9/17/22)
Tackles For Loss	2.5 vs. Missouri State (9/17/22)
Sacks	2.5 vs. Missouri State (9/17/22)
Interceptions	
Interception Return Yards	
QB Hurries	
Pass Breakups	
Forced Fumbles	1, 2x, last vs. LSU (11/12/22)
Fumble Recoveries	1 vs. Cincinnati (9/3/22)

## CAREER HIGHS

Tackles	10 vs. NC State (11/21/19)
Tackles For Loss	3 vs. Kennesaw State (9/11/21)
Sacks	2.5 vs. Missouri State (9/17/22)
Interceptions	
Interception Return Yards	
QB Hurries	
Pass Breakups	
Forced Fumbles	1, 2x, last vs. LSU (11/12/22)
Fumble Recoveries	1 vs. Cincinnati (9/3/22)

# LIBERTY BOWL: KANSAS



## SIMEON BLAIR

15

**Defensive Back | 5-10 | 208 | R-Senior**  
Pine Bluff, Ark. | Pine Bluff HS

### QUICK HITS

- Tallied a career high 10 tackles in win over Missouri State on Sept. 17. Finished 2021 with 38 tackles, one tackle for loss, onw sack and four pass breakups.
- Recorded at least tackle in every game as a redshirt junior.
- Filed 10 games with multiple tackles in 2021.
- Recorded a season-high five tackles against Ole Miss (10/9/21).
- Tied season high in tackles with five in road win at LSU (11/13/21).
- Registered a career high six stops twice against Mississippi State and Texas A&M in 2020.

### CAREER STATS

	GP/GS	UA	A	TOT	TFL-YDS	SCK-YDS	FF	FR-YDS	INT-YDS	QBH	BRUP
2019	11/0	1	0	1	0.0-0	0.0-0	0	0-0	0-0	0	0
2020	9/2	10	13	23	0.0-0	0.0-0	0	0-0	0-0	0	2
2021	13/7	23	15	38	1.0-4	1.0-4	0	0-0	0-0	0	4
2022	12/12	36	30	66	1.0-1	0.0-0	0	0-0	0-0	0	5
<b>TOTAL</b>	<b>45/21</b>	<b>70</b>	<b>58</b>	<b>128</b>	<b>2.0-5</b>	<b>1.0-4</b>	<b>0</b>	<b>0-0</b>	<b>0-0</b>	<b>0</b>	<b>11</b>

### GAME-BY-GAME STATS

	GP/GS	UA	A	TOT	TFL-YDS	SCK-YDS	FF	FR-YDS	INT-YDS	QBH	BRUP
Cincinnati	1/1	3	4	7	1.0-1	0.0-0	0	0-0	0-0	0	0
South Carolina	1/1	2	3	5	0.0-0	0.0-0	0	0-0	0-0	0	0
Missouri State	1/1	9	1	10	0.0-0	0.0-0	0	0-0	0-0	0	1
Texas A&M	1/1	1	2	3	0.0-0	0.0-0	0	0-0	0-0	0	0
Alabama	1/1	3	6	9	0.0-0	0.0-0	0	0-0	0-0	0	0
at Miss. State	1/1	3	2	5	0.0-0	0.0-0	0	0-0	0-0	0	1
at BYU	1/1	1	1	2	0.0-0	0.0-0	0	0-0	0-0	0	1
at Auburn	1/1	4	0	4	0.0-0	0.0-0	0	0-0	0-0	0	1
Liberty	1/1	2	5	7	0.0-0	0.0-0	0	0-0	0-0	0	0
LSU	1/1	2	1	3	0.0-0	0.0-0	0	0-0	0-0	0	0
Ole Miss	1/1	2	3	5	0.0-0	0.0-0	0	0-0	0-0	0	1
at Missouri	1/1	5	1	6	0.0-0	0.0-0	0	0-0	0-0	0	0

### SEASON HIGHS

Tackles.....	10 vs. Missouri State (9/17/22)
Tackles For Loss.....	1.0 vs. Cincinnati (9/3/22)
Double-Digit Tackle Games.....	1 vs. Missouri State (9/17/22)
Sacks.....	
QB Hurries.....	
Pass Breakups.....	1, 4x, last at Auburn (10/29/22)
Forced Fumbles.....	
Fumble Recoveries.....	
Interceptions.....	

### CAREER HIGHS

Tackles.....	10 vs. Missouri State (9/17/22)
Double Figure Tackle Games.....	1 vs. Missouri State (9/17/22)
Tackles For Loss.....	1.0, 2x, last vs. Cincinnati (9/3/22)
Sacks.....	1.0 vs. Alabama (11/20/21)
QB Hurries.....	
Pass Breakups.....	1, 10x, last at Auburn (10/29/22)
Forced Fumbles.....	
Fumble Recoveries.....	
Interceptions.....	



## HUDSON CLARK

17

**Defensive Back | 6-2 | 182 | R-Junior**  
Dallas, Texas | Highland Park HS

### QUICK HITS

- Named SEC Co-Defensive Player of the Week and Jim Thorpe Defensive Player of the Week after recording a team and career high 11 tackles (4 solo) with one interception and one fumble recovery in win at BYU on Oct. 15.
- Turned in a career high 3 pass breakups vs. Mississippi State on Oct. 8. Also finished with a season high eight tackles against the Bulldogs.
- Played in 12 games with four starts in 2021, finishing with 22 tackles, one tackle for loss and one pass breakup.
- Played in 12 games with four starts in 2021, finishing with 22 tackles, one tackle for loss and one pass breakup.
- Recorded nine games with at least one tackle as a redshirt sophomore.
- Played in 12 games with four starts in 2021, finishing with 22 tackles, one tackle for loss and one pass breakup.
- Played in eight games and made seven starts at cornerback as a walk-on in 2020.
- Was the team's fifth-leading tackler as a freshman with 47 stops (32 solo).
- Turned in a career performance against Ole Miss (10/17/20), registering five tackles and three interceptions in the win. He tied the school record for second-most picks in a single-game and tied for third in the SEC record book. First freshman in Arkansas history to intercept three passes in the same game and first SEC freshman since Mississippi State's Darren Williams did in 2003 against Troy.

### CAREER STATS

	GP/GS	UA	A	TOT	TFL-YDS	SCK-YDS	FF	FR-YDS	INT-YDS	QBH	BRUP
2020	8/7	32	15	47	1.0-1	0.0-0	0	0-0	3-18	0	6
2021	12/4	9	13	22	1.0-4	0.0-0	0	0-0	0-0	0	1
2022	12/9	30	33	63	4.0-7	0.0-0	2	2-5	1-0	0	12
<b>Total</b>	<b>32/20</b>	<b>71</b>	<b>61</b>	<b>132</b>	<b>6.0-14</b>	<b>0.0-0</b>	<b>2</b>	<b>2-5</b>	<b>4-18</b>	<b>0</b>	<b>19</b>

### GAME-BY-GAME STATS

	GP/GS	UA	A	TOT	TFL-YDS	SCK-YDS	FF	FR-YDS	INT-YDS	QBH	BRUP
Cincinnati	1/1	2	1	3	0.0-0	0.0-0	1	0-0	0-0	0	1
South Carolina	1/1	2	1	3	0.0-0	0.0-0	0	1-5	0-0	0	1
Missouri State	1/0	0	0	0	0.0-0	0.0-0	0	0-0	0-0	0	1
Texas A&M	1/0	1	0	1	0.0-0	0.0-0	0	0-0	0-0	0	1
Alabama	1/0	1	1	2	1.0-3	0.0-0	1	0-0	0-0	0	0
at Miss. State	1/1	2	6	8	0.0-0	0.0-0	0	0-0	0-0	0	3
at BYU	1/1	4	7	11	0.0-0	0.0-0	0	1-0	1-0	0	0
at Auburn	1/1	4	0	4	1.0-2	0.0-0	0	0-0	0-0	0	1
Liberty	1/1	3	4	7	0.0-0	0.0-0	0	0-0	0-0	0	0
LSU	1/1	3	6	9	0.0-0	0.0-0	0	0-0	0-0	0	2
Ole Miss	1/1	3	5	8	0.0-0	0.0-0	0	0-0	0-0	0	0
at Missouri	1/1	5	2	7	2.0-4	0.0-0	0	0-0	0-0	0	1

### SEASON HIGHS

Tackles.....	11 at BYU (10/15/22)
Tackles For Loss.....	2.0 at Missouri (11/25/22)
Sacks.....	
QB Hurries.....	
Pass Breakups.....	3 vs. Mississippi State (10/8/22)
Forced Fumbles.....	1, 2x, last vs. Alabama (10/1/22)
Fumble Recoveries.....	1, 2x, last at BYU (10/15/22)
Interceptions.....	1 at BYU (10/15/22)

### CAREER HIGHS

Tackles.....	11 at BYU (10/15/22)
Double Figure Tackle Games.....	1, 2x, last at BYU (10/15/22)
Tackles For Loss.....	2.0 at Missouri (11/25/22)
Sacks.....	
QB Hurries.....	1, 2x, last vs. South Carolina (9/10/22)
Pass Breakups.....	3 at Mississippi State (10/8/22)
Forced Fumbles.....	1, 2x, last vs. Alabama (10/1/22)
Fumble Recoveries.....	1, 2x, last at BYU (10/15/22)
Interceptions.....	3 vs. Ole Miss (10/17/22)



**CHRIS PAUL JR.****27**

**Linebacker | 6-1 | 230 | R-Freshman**  
**Cordele, Ga. | Crisp County HS**

**QUICK HITS**

- Made first career start against Missouri (11/25), carding a career high nine stops with one tackle for a loss of one yard.
- Had a career performance in win over South Carolina, carding five solo stops, two tackles for loss, one sack and one forced fumble versus the Gamecocks.
- Registered back-to-back games with at least one tackle for loss.
- Made a career high seven tackles (five solo), including a TFL, in win over Ole Miss on Nov. 19.
- Recorded a career high two sacks against LSU on Nov. 12. Also tied a career high in tackles for loss with two against the Tigers.
- Registered back-to-back games with a tackle for loss vs. BYU and Auburn.
- Redshirted during his first season after appearing in four games, seeing action against Georgia Southern (9/18/21), Missouri (11/26/21) and Penn State (1/1/22) in the Outback Bowl win. Made first collegiate debut against Georgia Southern and credited with first career tackle for loss against UAPB.

**CAREER STATS**

	GP/GS	UA	A	TOT	TFL-YDS	SCK-YDS	FF	FR-YDS	INT-YDS	QBH	BRUP
2021	4/0	1	0	1	0.5	0-0	0	0-0	0-0	0	0
2022	12/1	31	19	50	8-38	4-31	1	0-0	0-0	0	0
<b>TOTAL</b>	<b>16/1</b>	<b>31</b>	<b>20</b>	<b>51</b>	<b>8.5-43</b>	<b>4-31</b>	<b>1</b>	<b>0-0</b>	<b>0-0</b>	<b>0</b>	<b>0</b>

**GAME-BY-GAME STATS**

	GP/GS	UA	A	TOT	TFL-YDS	SCK-YDS	FF	FR-YDS	INT-YDS	QBH	BRUP
Cincinnati	1/0	1	4	5	0-0	0-0	0	0-0	0-0	0	0
South Carolina	1/0	5	0	5	2.0-12	1.0-8	1	0-0	0-0	0	0
Missouri State	1/0	1	1	2	0-0	0-0	0	0-0	0-0	0	0
Texas A&M	1/0	0	1	1	0-0	0-0	0	0-0	0-0	0	0
Alabama	1/0	0	2	2	0-0	0-0	0	0-0	0-0	0	0
at Miss. State	1/0	3	2	5	0.0-0	0.0-0	0	0-0	0-0	0	0
at BYU	1/0	2	1	3	1.0-1	0.0-0	0	0-0	0-0	0	0
at Auburn	1/0	4	1	5	1.0-7	1.0-7	0	0-0	0-0	0	0
Liberty	1/0	2	0	2	0-0	0-0	0	0-0	0-0	0	0
LSU	1/0	3	1	4	2.0-16	2.0-16	0	0-0	0-0	0	0
Ole Miss	1/0	5	2	7	1.0-1	0.0-0	0	0-0	0-0	0	0
at Missouri	1/1	5	4	9	1.0-1	0.0-0	0	0-0	0-0	0	0

**SEASON HIGHS**

**Tackles** .....9 at Missouri (11/25/22)  
**Tackles For Loss** .....2.0, 2x, last vs. LSU (11/12/22)  
**Double-Digit Tackle Games** .....  
**Sacks** .....2 vs. LSU (11/12/22)  
**Interceptions** .....  
**Interception Return Yards** .....  
**QB Hurries** .....  
**Pass Breakups** .....  
**Forced Fumbles** .....1 vs. South Carolina (9/10/22)  
**Fumble Recoveries** .....

**CAREER HIGHS**

**Tackles** .....9 at Missouri (11/25/22)  
**Tackles For Loss** .....2.0, 2x, last vs. LSU (11/12/22)  
**Double-Digit Tackle Games** .....  
**Sacks** .....2.0 vs. LSU (11/12/22)  
**QB Hurries** .....  
**Interceptions** .....  
**Interception Return Yards** .....  
**Pass Breakups** .....  
**Forced Fumbles** .....1 vs. South Carolina (9/10/22)  
**Fumble Recoveries** .....

**LANDON JACKSON****40**

**Defensive Line | 6-7 | 374 | Sophomore**  
**Texarkana, Texas | Pleasant Grove HS / LSU**

**QUICK HITS**

- Turned in a career high five tackles, including 0.5 tackle for a loss of six yards, in season-opening win over Cincinnati.
- Appeared in all 12 games during the regular season and made first career start in win versus Missouri State.
- Charted back-to-back games with sacks against Missouri State and Texas A&M.
- Appeared in five games as a freshman at LSU in 2021.

**CAREER STATS**

	GP/GS	UA	A	TOT	TFL-YDS	SCK-YDS	FF	FR-YDS	INT-YDS	QBH	BRUP
2021*	5/0	0	0	0	0.0-0	0.0-0	0	0-0	0-0	0	0
2022	12/6	9	12	21	3.0-23	3.0-23	1	0-0	0-0	2	1
<b>TOTAL</b>	<b>17/6</b>	<b>9</b>	<b>12</b>	<b>21</b>	<b>3.0-23</b>	<b>3.0-23</b>	<b>1</b>	<b>0-0</b>	<b>0-0</b>	<b>2</b>	<b>1</b>

\*at LSU

**GAME-BY-GAME STATS**

	GP/GS	UA	A	TOT	TFL-YDS	SCK-YDS	FF	FR-YDS	INT-YDS	QBH	BRUP
Cincinnati	1/0	2	3	5	0.5-6	0.5-6	0	0-0	0-0	1	0
South Carolina	1/0	0	0	0	0-0	0-0	0	0-0	0-0	0	0
Missouri State	1/1	2	2	4	1-6	1-6	0	0-0	0-0	0	0
Texas A&M	1/1	2	1	3	1-10	1-10	1	0-0	0-0	0	0
Alabama	1/1	1	1	2	0-0	0-0	0	0-0	0-0	0	0
at Miss. State	1/1	1	2	3	0-0	0-0	0	0-0	0-0	0	1
at BYU	1/1	0	0	0	0-0	0-0	0	0-0	0-0	0	0
at Auburn	1/1	0	0	0	0-0	0-0	0	0-0	0-0	0	0
Liberty	1/0	1	2	3	0-0	0-0	0	0-0	0-0	0	0
LSU	1/0	0	1	1	0.5-1	0.5-1	0	0-0	0-0	1	0
Ole Miss	1/0	0	0	0	0-0	0.0-0	0	0-0	0-0	0	0
at Missouri	1/0	0	0	0	0-0	0.0-0	0	0-0	0-0	0	0

**SEASON HIGHS**

**Tackles** .....5 vs. Cincinnati (9/3/22)  
**Tackles For Loss** .....1.0, 2x, last vs. Texas A&M (9/24/22)  
**Sacks** .....1.0, 2x, last vs. Texas A&M (9/24/22)  
**QB Hurries** .....1, 2x, last vs. LSU (11/12/22)  
**Pass Breakups** .....1 vs. Mississippi State (10/8/22)  
**Forced Fumbles** .....1 vs. Texas A&M (9/24/22)  
**Fumble Recoveries** .....  
**Interceptions** .....

**CAREER HIGHS**

**Tackles** .....5 vs. Cincinnati (9/3/22)  
**Tackles For Loss** .....1.0, 2x, last vs. Texas A&M (9/24/22)  
**Sacks** .....1.0, 2x, last vs. Texas A&M (9/24/22)  
**QB Hurries** .....1, 2x, last vs. LSU (11/12/22)  
**Pass Breakups** .....1 vs. Mississippi State (10/8/22)  
**Forced Fumbles** .....1 vs. Texas A&M (9/24/22)  
**Fumble Recoveries** .....  
**Interceptions** .....



## DREW SANDERS

42

Linebacker | 6-5 | 233 | Junior  
Denton, Texas | Ryan HS / Alabama

## QUICK HITS

- Second in the SEC in sacks (9.5). His 9.5 sacks are the most by a Hog since Deatrich Wise Jr. had 8 in 2015.
- Cemented unanimous All-America status, becoming the ninth unanimous All-American in program history.
- Registered a team-high six games this season with 10+ tackles.
- Second FBS defender since 2000 (Buffalo LB Khalil Mack) with 95 total tackles, 12.0 tackles for loss, eight sacks, three forced fumbles, a fumble recovery and an interception in a season.
- Carded a career high 16 tackles against Mississippi State on Oct. 8.
- Named Walter Camp Defensive Player of the Week following his performance vs. South Carolina, totaling career highs in tackles (11), TFL (3.0-12), sacks (2.0) and forced fumbles (2).
- His 3.0 TFL vs. South Carolina were the most in a game by a Hog defender since B. Pool finished with 3.0 against Texas A&M in 2020.
- Played in 12 games with three starts at Alabama in 2021, totaling 24 tackles, including 2.5 for loss and one sack, to go along with four quarterback hurries and a pair of pass breakups.
- Tallied a career high six tackles at Miami (9/4/21).
- Recorded two stops, including half a tackle for loss, against Georgia (12/4/21) in the SEC Championship.
- Tabbed a composite five-star recruit by 247Sports.
- Rated as the No. 1 player in Texas by 247, the top-ranked athlete nationally and the No. 13 player nationally in the final Top 247.

## CAREER STATS

	GP/GS	UA	A	TOT	TFL-YDS	SCK-YDS	FF	FR-YDS	INT-YDS	QBH	BRUP
2020*	12/0	4	5	9	0.0-0	0-0	0	0-0	0-0	0	0
2021*	12/3	12	12	24	2.5-13	1-7	0	0-0	0-0	4	2
2022	12/12	40	63	103	13.5-54	9.5-50	3	1-0	1-13	6	4
<b>TOTAL</b>	<b>36/15</b>	<b>56</b>	<b>80</b>	<b>136</b>	<b>16-67</b>	<b>10.5-57</b>	<b>3</b>	<b>1-0</b>	<b>1-13</b>	<b>10</b>	<b>6</b>

\*at Alabama

## GAME-BY-GAME STATS

	GP/GS	UA	A	TOT	TFL-YDS	SCK-YDS	FF	FR-YDS	INT-YDS	QBH	BRUP
Cincinnati	1/1	3	2	5	1.0-6	1.0-6	0	0-0	0-0	0	0
South Carolina	1/1	8	3	11	3.0-14	2.0-12	2	0-0	0-0	1	1
Missouri State	1/1	5	7	12	2.5-13	2.5-13	0	0-0	0-0	0	1
Texas A&M	1/1	0	4	4	0.5-4	0.5-4	0	0-0	0-0	1	0
Alabama	1/1	6	6	12	1.0-4	1.0-4	0	0-0	0-0	1	0
at Miss. State	1/1	13	3	16	0.0-0	0.0-0	0	0-0	0-0	1	1
at BYU	1/1	1	3	4	0.0-0	0.0-0	1	0-0	0-0	2	0
at Auburn	1/1	2	0	2	0.0-0	0.0-0	0	0-0	0-0	0	0
Liberty	1/1	3	6	9	3.5-5	1.0-1	0	0-0	0-0	0	0
LSU	1/1	2	10	12	1.0-2	1.0-1	0	0-0	0-0	0	0
Ole Miss	1/1	4	6	10	0.5-0	0.0-0	0	1-0	1-13	0	1
at Missouri	1/1	3	4	7	1-6	1-6	0	0-0	0-0	0	0

## SEASON HIGHS

Tackles	16 vs. Mississippi State (10/8/22)
Tackles For Loss	3.5 vs. Liberty (11/5/22)
Double-Digit Tackle Games	6, last vs. Ole Miss (11/19/22)
Sacks	2.5 vs. Missouri State (9/17/22)
Interceptions	1 vs. Ole Miss (11/19/22)
Interception Return Yards	13 vs. Ole Miss (11/19/22)
QB Hurries	2 at BYU (10/15/22)
Pass Breakups	1, 4x, last vs. Ole Miss (11/19/22)
Forced Fumbles	2 vs. South Carolina (9/10/22)
Fumble Recoveries	1 vs. Ole Miss (11/19/22)

## CAREER HIGHS

Tackles	16 vs. Mississippi State (10/8/22)
Tackles For Loss	3.5 vs. Liberty (11/5/22)
Double-Digit Tackle Games	6, last vs. Ole Miss (11/19/22)
Sacks	2.5 vs. Missouri State (9/17/22)
QB Hurries	2, 2x, last at BYU (10/15/22)
Interceptions	1 vs. Ole Miss (11/19/22)
Interception Return Yards	13 vs. Ole Miss (11/19/22)
Pass Breakups	2 vs. Mercer (9/11/21)(*at Alabama)
Forced Fumbles	2 vs. South Carolina (9/10/22)
Fumble Recoveries	1 vs. Ole Miss (11/19/22)



## ZACH WILLIAMS

56

Defensive Line | 6-4 | 261 | Senior  
Little Rock, Ark. | Joe T. Robinson HS

## QUICK HITS

- Recorded at least 0.5 TFL in three of last four games and at least 0.5 sacks in two of last three outings.
- Tied season high in tackles with five, including a tackle for loss and sack, in win over Ole Miss on Nov. 19.
- Recorded a QB hurry in four straight games against South Carolina, Missouri State, Texas A&M and Alabama this season.
- Totaled 17 of his 22 tackles in 2020 over the season's first three weeks.
- Four-star prospect rated the No. 15 weakside defensive end in the country by 247Sports.
- Son of former Arkansas linebacker Rickey Williams (1984-87).

## CAREER STATS

	GP/GS	UA	A	TOT	TFL-YDS	SCK-YDS	FF	FR-YDS	INT-YDS	QBH	BRUP
2019	9/0	6	6	12	0.0-0	0.0-0	0	0-0	0-0	0	0
2020	9/4	9	13	22	1.5-9	1.0-8	0	0-0	0-0	1	0
2021	13/0	7	16	23	5.5-18	2.5-13	1	0-0	0-0	1	0
2022	12/6	11	21	32	6.5-35	4.5-32	0	0-0	0-0	6	0
<b>TOTAL</b>	<b>43/10</b>	<b>33</b>	<b>56</b>	<b>89</b>	<b>13.5-62</b>	<b>8-53</b>	<b>1</b>	<b>0-0</b>	<b>0-0</b>	<b>8</b>	<b>0</b>

## GAME-BY-GAME STATS

	GP/GS	UA	A	TOT	TFL-YDS	SCK-YDS	FF	FR-YDS	INT-YDS	QBH	BRUP
Cincinnati	1/1	1	1	2	1.5-8	0.5-6	0	0-0	0-0	0	0
South Carolina	1/1	0	1	1	0.0-0	0.0-0	0	0-0	0-0	1	0
Missouri State	1/1	2	3	5	2.0-15	2.0-15	0	0-0	0-0	1	0
Texas A&M	1/1	0	1	1	0.5-4	0.5-4	0	0-0	0-0	1	0
Alabama	1/1	1	3	4	0.0-0	0.0-0	0	0-0	0-0	1	0
at Miss. State	1/1	0	3	3	0.0-0	0.0-0	0	0-0	0-0	0	0
at BYU	1/0	1	2	3	0.0-0	0.0-0	0	0-0	0-0	0	0
at Auburn	1/0	0	1	1	0.0-0	0.0-0	0	0-0	0-0	0	0
Liberty	1/0	1	2	3	1.0-1	0.0-0	0	0-0	0-0	1	0
LSU	1/0	1	2	3	0.5-6	0.5-6	0	0-0	0-0	0	0
Ole Miss	1/0	3	2	5	1.0-1	1.0-1	0	0-0	0-0	1	0
at Missouri	1/0	1	0	1	0.0-0	0.0-0	0	0-0	0-0	0	0

## SEASON HIGHS

Tackles	5, 2x, last vs. Ole Miss (11/19/22)
Tackles For Loss	2.0 vs. Missouri State (9/17/22)
Sacks	2.0 vs. Missouri State (9/17/22)
Interceptions	
Interception Return Yards	
QB Hurries	1, 6x, last vs. Ole Miss (11/19/22)
Pass Breakups	
Forced Fumbles	

## CAREER HIGHS

Tackles	6 vs. Alabama (12/12/20)
Tackles For Loss	2.0 vs. Missouri State (9/17/22)
Sacks	2.0 vs. Missouri State (9/17/22)
Interceptions	
Interception Return Yards	
QB Hurries	1, 8x, last vs. Ole Miss (11/19/22)
Pass Breakups	
Forced Fumbles	1 vs. Texas (9/11/21)

## GAME 1 ||| CINCINNATI

#23/22 Cincinnati (0-1) ..... 24  
 #19/23 Arkansas (1-0) ..... 31

September 3, 2022 | Fayetteville, Ark.

Donald W. Reynolds Razorback Stadium | Time: 2:30 p.m. | Attendance: 74,751  
 TV: ESPN > Dave Flemming (PBP), Rod Gilmore (Analyst) & Tiffany Blackmon (Sideline)

## SCORING SUMMARY

	1st	2nd	3rd	4th	Final
Cincinnati	0	0	17	7	24
Arkansas	7	7	10	7	31

## QTR. TEAM SCORING PLAY

1st	ARK	Jefferson 15-yd rush (Little kick), 3-29 0:55
2nd	ARK	Knox 5-yd pass from Jefferson (Little kick) 7-70 0:57
3rd	CIN	Kiner 5-yd rush (Coe kick), 12-75 4:01
	ARK	Haselwood 19-yd pass from Jefferson (Little kick), 8-75 2:59
	CIN	Mardner 35-yd pass from Bryant (Coe kick), 3-71 1:02
	CIN	Coe 26-yd FG, 4-(-5) 1:54
	ARK	Little 32-yd FG, 11-61 3:16
4th	ARK	Knox 32-yd pass from Jefferson (Little kick), 2:49 0:26
	CIN	Taylor 15-yd pass from Bryant (Coe kick), 9-75 3:37

## TEAM STATISTICS

	CINCINNATI	ARKANSAS
FIRST DOWNS .....	24	23
RUSHES-YARDS (NET) .....	113	224
PASSING YDS (NET) .....	325	223
Passes Att-Comp-Int .....	26-43-1	18-26-0
TOTAL OFFENSE PLAYS-YARDS .....	74-438	71-447
Fumble Returns-Yards .....	0-0	1-2
Punt Returns-Yards .....	2-37	1-3
Kickoff Returns-Yards .....	1-29	1-16
Interception Returns-Yards .....	0-0	1-51
Punts (Number-Avg) .....	4-46.2	6-38.5
Fumbles-Lost .....	2-1	3-1
Penalties-Yards .....	10-65	7-63
Possession Time .....	31:24	28:36
Third-Down Conversions .....	8-16	8-16
Fourth-Down Conversions .....	1-1	0-0
Red-Zone Scores-Chances .....	3-4	4-4
Sacks By: Number-Yards .....	2-19	3-28



**TE TREY KNOX** caught a team-best six passes for 75 yards to go along with a career-high two touchdowns in the season-opening win over No. 23 Cincinnati.

## CINCINNATI

RUSHING	Att.	Gain	Lost	Net	TD	Long	Avg.
Corey Kiner	12	60	1	59	1	12	4.9
Charles McClelland	5	46	2	44	0	35	8.8
Evan Prater	1	8	0	8	0	8	8.0
Tre Tucker	1	8	0	8	0	8	8.0
Ryan Montgomery	4	9	2	7	0	5	1.8
Myles Montgomery	3	4	0	4	0	2	1.3
Ben Bryant	5	11	28	-17	0	6	-3.4
Totals:	31	146	33	113	1	35	3.6

PASSING	Comp.	Att.	Int	Yds	TDs	Long	Sack
Ben Bryant	26	43	1	325	2	35	3

RECEIVING	No.	Yds	YAC	TD	Long
Tyler Scott	5	77	18	0	30
Josh Whyte	5	38	18	0	17
Tre Tucker	4	66	45	0	25
Charles McClelland	4	42	25	0	30
Leonard Taylor	3	20	1	1	15
Will Pauling	3	19	11	0	12
Nick Mardner	1	35	0	1	35
Jadon Thompson	1	28	19	0	28
Totals:	26	325	137	2	35

PUNTING	No.	Yds	Avg.	Long	I20	TB
Mason Fletcher	4	185	46.2	54	2	0

FIELD GOALS	Made	Att.	Long	Kicks
Ryan Coe	1	3	26	25x, 48x, 26

## ARKANSAS

RUSHING	Att.	Gain	Lost	Net	TD	Long	Avg.
Raheim Sanders	20	122	5	117	0	37	5.8
KJ Jefferson	18	87	25	62	1	16	3.4
AJ Green	3	18	0	18	0	6	6.0
Rashod Dubinion	2	16	0	16	0	13	8.0
Malik Hornsby	1	13	0	13	0	13	13.0
Jadon Haselwood	1	0	2	-2	0	0	-2.0
Totals:	45	256	32	224	1	37	5.0

PASSING	Comp.	Att.	Int	Yds	TDs	Long	Sack
KJ Jefferson	18	26	0	223	3	32	2

RECEIVING	No.	Yds	YAC	TD	Long
Trey Knox	6	75	46	2	32
Matt Landers	3	43	19	0	20
Jadon Haselwood	3	42	26	1	19
Raheim Sanders	3	12	18	0	10
Warren Thompson	2	22	7	0	12
Rashod Dubinion	1	29	33	0	29
Totals:	18	223	149	3	32

PUNTING	No.	Yds	Avg.	Long	I20	TB
Max Fletcher	6	231	38.5	50	1	1

FIELD GOALS	Made	Att.	Long	Kicks
Cam Little	1	1	32	32



## GAME 2 ||| SOUTH CAROLINA

South Carolina (1-1, 0-1)..... 30  
 #16/17 Arkansas (2-0, 1-0)..... 44

## SCORING SUMMARY

	1st	2nd	3rd	4th	Final
South Carolina	3	6	7	14	30
Arkansas	7	14	0	23	44

## QTR. TEAM SCORING PLAY

1st	ARK	Sanders 1-yd rush (Little kick), 13-63 5:38
	SC	Jeter 28-yd FG, 6-65 3:10
2nd	ARK	Sanders 11-yd rush (Little kick), 12-75 4:04
	ARK	Dubinion 1-yd rush (Little kick), 12-61 4:53
	SC	Lloyd 7-yd rush (Jeter kick missed), 11-70 5:12
3rd	SC	Wells 62-yd pass from Rattler (Jeter kick), 8-88 2:55
4th	ARK	Jefferson 2-yd pass from Jefferson (Little kick), 5-41 1:57
	SC	McDowell 1-yd rush (Brown pass from Rattler), 3-76 1:14
	ARK	Green 1-yd rush (Little kick), 2-9 0:18
	SC	Bell 1-yd rush (Brooks pass from Rattler failed), 10-75 2:39
	ARK	Safety

## TEAM STATISTICS

	SOUTH CAROLINA	ARKANSAS
FIRST DOWNS.....	22	28
RUSHES-YARDS (NET).....	40	295
PASSING YDS (NET).....	376	162
Passes Att-Comp-Int.....	24-39-1	18-21-0
TOTAL OFFENSE PLAYS-YARDS.....	68-416	86-457
Fumble Returns-Yards.....	0-0	1-(-5)
Punt Returns-Yards.....	0-0	1-13
Kickoff Returns-Yards.....	2-55	1-34
Interception Returns-Yards.....	0-0	1-0
Punts (Number-Avg).....	3-34.7	3-35.7
Fumbles-Lost.....	5-2	0-0
Penalties-Yards.....	5-41	10-122
Possession Time.....	25:22	34:38
Third-Down Conversions.....	3-10	9-16
Fourth-Down Conversions.....	1-2	2-3
Red-Zone Scores-Chances.....	4-5	5-6
Sacks By: Number-Yards.....	2-12	6-51



**LB DREW SANDERS** was all over the field in the win over South Carolina, making a career-high 11 tackles with two forced fumbles and 3.0 tackles for loss, including 2.0 sacks.

September 10, 2022 | Fayetteville, Ark.

Donald W. Reynolds Razorback Stadium | Time: 11 a.m. | Attendance: 72,437

TV: ESPN > Bob Wischusen (PBP), Dan Orlovsky (Analyst) & Kris Budden (Sideline)

## SOUTH CAROLINA

RUSHING	Att.	Gain	Lost	Net	TD	Long	Avg.
Juju McDowell	6	35	0	35	1	14	5.8
MarShawn Lloyd	7	23	0	23	1	7	3.3
Jaheim Bell	4	7	2	5	1	6	1.2
Spencer Rattler	12	28	51	-23	0	8	-1.9
Totals:	29	93	53	40	3	14	1.4

PASSING	Comp.	Att.	Int	Yds	TDs	Long	Sack
Spencer Rattler	24	39	1	376	1	64	6

RECEIVING	No.	Yds	YAC	TD	Long
Antwane Wells Jr.	8	189	103	1	64
MarShawn Lloyd	6	72	73	0	43
Austin Stogner	5	68	27	0	38
Jalen Brooks	2	29	22	0	18
Juju McDowell	2	0	0	0	5
Ahmarean Brown	1	18	0	0	18
Totals:	24	376	225	1	64

PUNTING	No.	Yds	Avg.	Long	I20	TB
Kai Kroeger	3	104	34.7	44	0	0

FIELD GOALS	Made	Att.	Long	Kicks
Mitch Jeter	1	1	28	28

## ARKANSAS

RUSHING	Att.	Gain	Lost	Net	TD	Long	Avg.
Raheim Sanders	24	160	4	156	2	47	6.5
KJ Jefferson	19	79	12	67	1	11	3.5
AJ Green	9	43	0	43	1	14	4.8
Rashod Dubinion	8	15	0	15	1	4	1.9
Malik Hornsby	1	8	0	8	0	8	8.0
Matt Landers	1	6	0	6	0	6	6.0
Jadon Haselwood	2	5	0	5	0	3	2.5
TEAM	1	0	5	-5	0	0	-5.0
Totals:	65	316	21	295	5	47	4.5

PASSING	Comp.	Att.	Int	Yds	TDs	Long	Sack
KJ Jefferson	18	21	0	162	1	23	2

RECEIVING	No.	Yds	YAC	TD	Long
Jadon Haselwood	5	30	25	0	9
Matt Landers	4	45	5	0	16
Warren Thompson	3	36	4	1	23
Raheim Sanders	3	30	40	0	17
Malik Hornsby	1	9	13	0	9
Ketron Jackson Jr.	1	7	1	0	7
Trey Knox	1	5	7	0	5
Totals:	18	162	95	1	23

PUNTING	No.	Yds	Avg.	Long	I20	TB
Max Fletcher	3	107	35.7	40	2	0

FIELD GOALS	Made	Att.	Long	Kicks
Cam Little	0	1	50	50x

## GAME 3 || MISSOURI STATE

Missouri State (2-1) ..... 27  
 #10/11 Arkansas (3-0, 1-0) ..... 38

September 17, 2022 | Fayetteville, Ark.

Donald W. Reynolds Razorback Stadium | Time: 6 p.m. | Attendance: 74,133

TV: ESPN+ > Jay Alter (PBP), Brian Kinchen (Analyst) & Tera Talmadge (Sideline)

## SCORING SUMMARY

	1st	2nd	3rd	4th	Final
Missouri State	7	10	7	3	27
Arkansas	0	14	3	21	38

## QTR. TEAM SCORING PLAY

1st	MoSt	Wright 1-yd rush (Pizano kick), 12-64 4:30
2nd	MoSt	Pizano 28-yd FG, 7-69 2:11
	MoSt	Shelley 24-yd rush (Pizano kick), 4-45 1:32
	ARK	R. Sanders 3-yd rush (Little kick), 8-75 2:11
	ARK	Haselwood 38-yd pass from Jefferson (Little kick), 2-85 0:16
3rd	ARK	Little 27-yd FG, 14-84 4:28
	MoSt	Scott 47-yd pass from Shelley (Pizano kick), 5-75 2:08
4th	MoSt	Pizano 31-yd FG, 10-71 4:58
	ARK	R. Sanders 73-yd pass from Jefferson (Little kick), 2-75 0:26
	ARK	Stephens 82-yd punt return
	ARK	Jefferson 1-yd rush, 9-80 5:11

## TEAM STATISTICS

	MISSOURI STATE	ARKANSAS
FIRST DOWNS	21	22
RUSHES-YARDS (NET)	52	212
PASSING YDS (NET)	357	385
Passes Att-Comp-Int.	24-43-0	19-31-0
TOTAL OFFENSE PLAYS-YARDS	75-409	67-597
Fumble Returns-Yards	0-0	0-0
Punt Returns-Yards	1-18	3-105
Kickoff Returns-Yards	0-0	1-34
Interception Returns-Yards	1-1	0-0
Punts (Number-Avg)	8-47.5	3-37.7
Fumbles-Lost	0-0	2-2
Penalties-Yards	8-63	6-58
Possession Time	35:51	24:09
Third-Down Conversions	7-18	5-13
Fourth-Down Conversions	1-1	1-2
Red-Zone Scores-Chances	3-3	3-4
Sacks By: Number-Yards	0-0	8-48



**RB RAHEIM SANDERS** put on a show in the comeback win over Missouri State, rushing for 167 yards and a score to go with 79 receiving yards and a TD.

## MISSOURI STATE

RUSHING	Att.	Gain	Lost	Net	TD	Long	Avg.
Jacardia Wright	14	37	0	37	1	9	2.6
Jason Shelley	17	62	48	14	1	24	0.8
Celdon Manning	1	1	0	1	0	1	1.0
Totals:	32	100	48	52	2	24	1.6

PASSING	Comp.	Att.	Int	Yds	TDs	Long	Sack
Jason Shelley	24	43	0	357	1	47	8

RECEIVING	No.	Yds	YAC	TD	Long
Kevon Latulas	5	71	68	0	38
Jahod Booker	5	57	37	0	19
Jacardia Wright	4	37	41	0	19
Naveon Mitchell	3	66	45	0	45
Ty Scott	3	65	31	1	47
Lance Mason	2	33	29	0	20
Jordan Jones	1	19	3	0	19
Celdon Manning	1	9	14	0	9
D'Vontae Key	0	0	0	0	0
Totals:	24	357	268	1	47

PUNTING	No.	Yds	Avg.	Long	I20	TB
Grant Burkett	8	380	47.5	64	3	1

FIELD GOALS	Made	Att.	Long	Kicks
Jose Pizano	2	2	31	28,31

## ARKANSAS

RUSHING	Att.	Gain	Lost	Net	TD	Long	Avg.
Raheim Sanders	22	171	4	167	1	43	7.6
KJ Jefferson	9	41	1	40	1	14	4.4
Rashod Dubinion	2	6	0	6	0	5	3.0
AJ Green	2	2	0	2	0	1	1.0
TEAM	1	0	3	-3	0	0	-3.0
Totals:	36	220	8	212	2	43	5.9

PASSING	Comp.	Att.	Int	Yds	TDs	Long	Sack
KJ Jefferson	19	31	1	385	2	73	0

RECEIVING	No.	Yds	YAC	TD	Long
Matt Landers	7	123	48	0	47
Jadon Haselwood	5	86	45	1	38
Trey Knox	3	30	9	0	21
Raheim Sanders	2	75	79	1	73
Ketron Jackson Jr.	1	64	25	0	64
Warren Thompson	1	7	0	0	7
Totals:	19	385	206	2	73

PUNTING	No.	Yds	Avg.	Long	I20	TB
Max Fletcher	3	113	37.7	47	1	0

FIELD GOALS	Made	Att.	Long	Kicks
Cam Little	1	1	27	27

## GAME 4 ||| vs. TEXAS A&amp;M

#10/10 Arkansas (3-1, 1-1) ..... 21  
 #23/20 Texas A&M (3-1, 1-0) ..... 23

## SCORING SUMMARY

	1st	2nd	3rd	4th	Final
Arkansas	14	0	0	7	21
Texas A&M	0	13	10	0	23

## QTR. TEAM SCORING PLAY

1st	ARK	K. Jackson 32-yd pass from Jefferson (Little kick), 5-69 1:43
	ARK	Thompson 56-yd pass from Jefferson (Little kick), 7-78 2:07
2nd	TAMU	Stewart 10-yd pass from Johnson (Bond kick), 6-93, 3:23
	TAMU	Richardson 82-yd fumble return (Bond pass to Constantinou failed)
3rd	TAMU	Achane 9-yd rush (Bond kick), 6-70 3:19
	TAMU	Bond 31-yd FG, 12-47 6:09
4th	ARK	Jefferson 6-yd rush (Little kick), 13-74 4:49

## TEAM STATISTICS

	ARKANSAS	TEXAS A&M
FIRST DOWNS	24	16
RUSHES-YARDS (NET)	54-244	34-192
PASSING YDS (NET)	171	151
Passes Att-Comp-Int.	12-19-0	11-21-0
TOTAL OFFENSE PLAYS-YARDS	73-415	55-343
Fumble Returns-Yards	0-0	1-97
Punt Returns-Yards	2-(-1)	0-0
Kickoff Returns-Yards	0-0	0-0
Interception Returns-Yards	0-0	0-0
Punts (Number-Avg)	6-36.3	5-43.6
Fumbles-Lost	5-1	3-0
Penalties-Yards	3-30	9-65
Possession Time	30:34	29:26
Third-Down Conversions	6-15	4-12
Fourth-Down Conversions	2-2	0-0
Red-Zone Scores-Chances	1-3	3-3
Sacks By: Number-Yards	3-21	2-12



**LB BUMPER POOL** moved into second all-time in tackles at Arkansas with seven stops against the Aggies, pushing his career total to 385 passing Ken Hamlin and Jerry Franklin.

September 24, 2022 | Arlington, Texas

AT&T Stadium | Time: 6 p.m. | Attendance: 63,580

TV: ESPN > Joe Tessitore (PBP), Greg McElroy (Analyst) & Katie George (Sideline)

## ARKANSAS

RUSHING	Att.	Gain	Lost	Net	TD	Long	Avg.
KJ Jefferson	18	112	7	105	1	26	5.8
Raheim Sanders	17	70	2	68	0	12	4.0
AJ Green	9	40	4	36	0	9	4.0
Dominique Johnson	5	32	0	32	0	12	6.4
Rashod Dubinion	2	17	0	17	0	14	8.5
Malik Hornsby	1	0	0	0	0	0	0.0
Jadon Haselwood	1	0	5	-5	0	0	-5.0
TEAM	1	0	9	-9	0	0	-9.0
Totals:	54	271	27	244	1	26	4.5

PASSING	Comp.	Att.	Int	Yds	TDs	Long	Sack
KJ Jefferson	12	19	0	171	2	56	1

RECEIVING	No.	Yds	YAC	TD	Long
Jadon Haselwood	5	56	21	0	16
Warren Thompson	2	57	9	1	56
Ketron Jackson Jr.	1	32	35	1	32
Matt Landers	1	19	1	0	19
Trey Knox	1	8	3	0	8
Nathan Bax	1	0	4	0	0
Malik Hornsby	1	-1	6	0	0
Totals:	12	171	79	2	56

PUNTING	No.	Yds	Avg.	Long	I20	TB
Max Fletcher	6	218	36.3	47	2	0

FIELD GOALS	Made	Att.	Long	Kicks
Cam Little	0	1	-	42x

## TEXAS A&amp;M

RUSHING	Att.	Gain	Lost	Net	TD	Long	Avg.
Devon Achane	19	163	4	159	1	63	8.4
Max Johnson	13	62	23	39	0	18	3.0
TEAM	2	0	6	-6	0	0	-3.0
Totals:	34	225	33	192	1	63	5.6

PASSING	Comp.	Att.	Int	Yds	TDs	Long	Sack
Max Johnson	11	21	0	151	1	32	3

RECEIVING	No.	Yds	YAC	TD	Long
Donovan Green	3	50	19	0	26
Evan Stewart	3	36	4	1	18
Devon Achane	3	15	12	0	7
Ainias Smith	1	32	28	0	32
Yulkeith Brown	1	18	16	0	18
Totals:	11	151	79	1	32

PUNTING	No.	Yds	Avg.	Long	I20	TB
Nik Constantinou	5	218	43.6	47	1	0

FIELD GOALS	Made	Att.	Long	Kicks
Randy Bond	1	2	31	31,53x



## GAME 5 || ALABAMA

#2/2 Alabama (5-0, 2-0) ..... 49  
 #20/19 Arkansas (3-2, 1-2) ..... 26

## SCORING SUMMARY

	1st	2nd	3rd	4th	Final
Alabama	14	14	0	21	49
Arkansas	0	7	16	3	26

## QTR. TEAM SCORING PLAY

1st	ALA	Prentice 47-yd pass from Young (Reichard kick), 6-65 2:09
	ALA	Young 8-yd rush (Reichard kick), 7-80 3:05
2nd	ALA	Milroe 3-yd rush (Reichard kick), 3-17 0:45
	ALA	Earle 22-yd pass from Milroe (Reichard kick), 10-59 4:05
	ARK	K. Jackson 6-yd pass from Jefferson (Little kick), 9-75 2:30
3rd	ARK	Green 13-yd rush (Little kick), 7-78 2:49
	ARK	Little 22-yd FG, 12-50 6:04
	ARK	R. Sanders 3-yd rush (Jefferson rush failed), 1-3 0:06
4th	ALA	McClellan 3-yd rush (Reichard kick), 5-75 1:10
	ALA	Gibbs 72-yd rush (Reichard kick), 1-72 0:12
	ARK	Little 34-yd FG, 13-59 4:39
	ALA	Gibbs 76-yd rush (Reichard kick), 2-75 0:43

## TEAM STATISTICS

	ALABAMA	ARKANSAS
FIRST DOWNS	17	27
RUSHES-YARDS (NET)	317	187
PASSING YDS (NET)	238	190
Passes Att-Comp-Int.	11-22-1	17-34-0
TOTAL OFFENSE PLAYS-YARDS	64-555	85-377
Fumble Returns-Yards	0-0	0-0
Punt Returns-Yards	3-77	1-13
Kickoff Returns-Yards	0-0	0-0
Interception Returns-Yards	0-0	1-(-3)
Punts (Number-Avg)	3-45.7	8-42.5
Fumbles-Lost	3-0	2-1
Penalties-Yards	10-101	6-31
Possession Time	26:38	33:22
Third-Down Conversions	9-14	9-14
Fourth-Down Conversions	0-1	0-1
Red-Zone Scores-Chances	4-5	5-6
Sacks By: Number-Yards	3-24	1-4



**WR KETRIN JACKSON JR.** caught a career-high four passes and a touchdown against Alabama, his second TD in as many weeks.

October 1, 2022 | Fayetteville, Ark.

Donald W. Reynolds Razorback Stadium | Time: 2:30 p.m. | Attendance: 75,579

TV: CBS > Brad Nessler (PBP), Gary Danielson (Analyst) & Jenny Dell (Sideline)

## ALABAMA

RUSHING	Att.	Gain	Lost	Net	TD	Long	Avg.
Jahmyr Gibbs	18	207	1	206	2	76	11.4
Jalen Milroe	6	94	3	91	1	77	15.2
Roydell Williams	5	17	0	17	0	6	3.4
Trey Sanders	3	13	0	13	0	7	4.3
Jase McClellan	6	13	2	11	1	6	1.8
Bryce Young	2	8	4	4	1	8	2.0
TEAM	2	0	25	-25	0	0	-12.5
Totals:	42	352	35	317	5	77	7.5

PASSING	Comp.	Att.	Int	Yds	TDs	Long	Sack
Bryce Young	7	13	1	173	1	53	1
Jalen Milroe	4	9	0	65	1	23	0
Totals:	11	22	1	238	2	53	1

RECEIVING	No.	Yds	YAC	TD	Long
Kobe Prentice	3	92	48	1	47
Isaiah Bond	2	76	20	0	53
Jahmyr Gibbs	2	20	29	0	17
Traeshon Holden	2	14	1	0	9
JoJo Earle	1	22	25	1	22
Jermaine Burton	1	14	9	0	14
Totals:	11	238	132	2	53

PUNTING	No.	Yds	Avg.	Long	I20	TB
James Burnip	3	137	45.7	49	1	0

FIELD GOALS	Made	Att.	Long	Kicks
Will Reichard	0	1	-	53x

## ARKANSAS

RUSHING	Att.	Gain	Lost	Net	TD	Long	Avg.
Raheim Sanders	22	107	6	101	1	26	4.6
KJ Jefferson	17	67	29	38	0	13	2.2
AJ Green	5	18	0	18	1	13	3.6
Dominique Johnson	2	11	0	11	0	6	5.5
Rashod Dubinion	4	15	5	10	0	11	2.5
Cade Fortin	1	9	0	9	0	9	9.0
Totals:	51	227	40	187	2	26	3.7

PASSING	Comp.	Att.	Int	Yds	TDs	Long	Sack
KJ Jefferson	13	24	0	155	1	36	3
Cade Fortin	4	10	0	35	0	16	0
Totals:	17	34	0	190	1	36	3

RECEIVING	No.	Yds	YAC	TD	Long
Jadon Haselwood	6	37	33	0	16
Ketrin Jackson Jr.	4	48	11	1	17
Matt Landers	2	31	5	0	20
Raheim Sanders	2	19	18	0	16
Trey Knox	1	36	25	0	36
Rashod Dubinion	1	14	16	0	14
Nathan Bax	1	5	2	0	5
Totals:	17	190	110	1	36

PUNTING	No.	Yds	Avg.	Long	I20	TB
Max Fletcher	8	340	42.5	51	1	0

FIELD GOALS	Made	Att.	Long	Kicks
Cam Little	2	2	34	22,34

## GAME 6 ||| at MISSISSIPPI STATE

#RV/25 Arkansas (3-3, 1-3) ..... 17  
 #17/17 Mississippi State (5-1, 2-1) ..... 40

## SCORING SUMMARY

	1st	2nd	3rd	4th	Final
Arkansas	0	10	7	0	17
Mississippi State	14	7	13	6	40

## QTR. TEAM SCORING PLAY

1st	MSU	D. Johnson 1-yd rush (Raybon kick), 9-65 3:45
	MSU	Walley 5-yd pass from Rogers (Raybon kick), 12-55 4:40
2nd	MSU	A. Williams 10-yd pass from Rogers (Raybon kick), 9-40 3:02
	ARK	Little 51-yd FG, 9-42 3:07
	ARK	R. Sanders 3-yd rush (Little kick), 2-71 0:16
3rd	MSU	Ducking 33-yd pass from Rogers (Trafford rush failed), 6-58 2:08
	ARK	Stephens 54-yd pass from Hornsby (Little kick), 5-80 2:20
	MSU	D. Johnson 30-yd rush (Raybon kick), 7-75 2:29
4th	MSU	Marks 2-yd rush (Raybon kick missed), 6-70 3:16

## TEAM STATISTICS

	ARKANSAS	MISSISSIPPI STATE
FIRST DOWNS	18	33
RUSHES-YARDS (NET)	44-241	37-162
PASSING YDS (NET)	242	406
Passes Att-Comp-Int.	10-23-2	32-49-0
TOTAL OFFENSE PLAYS-YARDS	67-483	85-568
Fumble Returns-Yards	0-0	0-0
Punt Returns-Yards	1-(-3)	2-7
Kickoff Returns-Yards	1-(-2)	2-64
Interception Returns-Yards	0-0	2-7
Punts (Number-Avg)	4-41.0	3-43.7
Fumbles-Lost	1-0	0-0
Penalties-Yards	10-84	4-45
Possession Time	24:19	35:41
Third-Down Conversions	8-16	5-13
Fourth-Down Conversions	0-3	3-4
Red-Zone Scores-Chances	1-3	4-4
Sacks By: Number-Yards	0-0	2-11



**LB BUMPER POOL** became Arkansas' all-time leading tackler with 14 stops at Mississippi State to give him 409 career tackles and pass Tony Bua's school record 408.

October 8, 2022 | Starkville, Miss.

Davis Wade Stadium | Time: 11 a.m. | Attendance: 57,849

TV: SECN > Dave Neal (PBP), Deuce McAllister (Analyst) & Tiffany Blackmon (Sideline)

## ARKANSAS

RUSHING	Att.	Gain	Lost	Net	TD	Long	Avg.
Malik Hornsby	8	116	2	114	0	52	14.2
Raheim Sanders	20	86	0	86	1	12	4.3
Rashod Dubinion	7	30	2	28	0	12	4.0
AJ Green	6	14	0	14	0	5	2.3
Jadon Haselwood	1	8	0	8	0	8	8.0
Dominique Johnson	1	0	0	0	0	0	0.0
Cade Fortin	1	0	9	-9	0	0	-9.0
Totals:	44	254	13	241	1	52	5.5

PASSING	Comp.	Att.	Int	Yds	TDs	Long	Sack
Malik Hornsby	8	17	2	234	1	68	1
Cade Fortin	2	6	0	8	0	6	1
Totals:	10	23	2	242	1	68	2

RECEIVING	No.	Yds	YAC	TD	Long
Raheim Sanders	4	49	56	0	23
Jadon Haselwood	3	113	56	0	68
Bryce Stephens	2	59	9	1	54
Ketron Jackson Jr.	1	21	2	0	21
Totals:	10	242	123	1	68

PUNTING	No.	Yds	Avg.	Long	I20	TB
Reid Bauer	3	139	46.3	53	1	0
Max Fletcher	1	25	25.0	25	0	0
Totals:	4	164	41.0	53	1	0

FIELD GOALS	Made	Att.	Long	Kicks
Cam Little	1	1	51	51

## MISSISSIPPI STATE

RUSHING	Att.	Gain	Lost	Net	TD	Long	Avg.
Dillon Johnson	17	89	0	89	2	30	5.9
Jo'quavious Marks	16	52	0	52	1	7	3.2
J.J. Jernighan	3	13	0	13	0	7	4.3
Simeon Price	1	8	0	8	0	8	8.0
Totals:	37	162	0	162	3	30	4.7

PASSING	Comp.	Att.	Int	Yds	TDs	Long	Sack
Will Rogers	32	49	0	406	3	38	0

RECEIVING	No.	Yds	YAC	TD	Long
Jo'quavious Marks	11	80	95	0	16
Caleb Ducking	4	50	20	1	33
Dillon Johnson	2	60	71	0	38
Rufus Harvey	3	42	30	0	20
Austin Williams	3	42	5	1	20
Jordan Mosley	2	43	3	0	28
Jaden Walley	2	27	7	1	22
Lideatrick Griffin	1	33	2	0	33
Justin Robinson	1	11	1	0	11
Scoobie Ford	1	9	9	0	9
Rara Thomas	1	9	-3	0	9
Totals:	32	406	240	3	38

PUNTING	No.	Yds	Avg.	Long	I20	TB
Archer Trafford	2	87	43.5	46	1	0
George Georgopoulos	1	44	44.0	44	0	0
Totals:	3	131	43.7	46	1	0

FIELD GOALS	Made	Att.	Long	Kicks
Ben Raybon	0	1	-	40x

## GAME 7 ||| at BYU

Arkansas (4-3, 1-3)..... 52  
 #RV/RV BYU (4-3)..... 35

October 15, 2022 | Provo, Utah

LaVell Edwards Stadium | Time: 2:30 p.m. CT | Attendance: 63,470

TV: ESPN > Dave Pasch (PBP), Dusty Dvoracek (Analyst) & Tom Luginbill (Sideline)

## SCORING SUMMARY

	1st	2nd	3rd	4th	Final
Arkansas	7	24	14	7	52
BYU	13	8	14	0	35

## QTR. TEAM SCORING PLAY

1st	BYU	Rex 4-yd pass from J. Hall (J. Smith kick), 10-82, 04:57
	ARK	R. Sanders 15-yd rush (Little kick), 9-75, 03:02
	BYU	Epps 21-yd pass from J. Hall (J. Smith kick missed), 4-75, 01:26
2nd	ARK	Knox 6-yd pass from Jefferson (Little kick), 10-75, 03:52
	BYU	Nacua 5-yd rush (K. Hill pass from J. Hall), 7-75, 02:31
	ARK	Little 34-yd FG, 10-59, 03:02
	ARK	Landers 4-yd pass from Jefferson (Little kick), 4-34, 01:39
	ARK	Dubinion 15-yd pass from Jefferson (Little kick), 7-68, 01:42
3rd	BYU	Nacua 3-yd rush (Oldroyd kick), 10-75, 05:07
	ARK	Landers 39-yd pass from Jefferson (Little kick), 2-75, 00:33
	BYU	Nacua 33-yd pass from J. Hall (Oldroyd kick), 10-75, 04:09
	ARK	Landers 5-yd pass from Jefferson (Little kick), 12-75, 03:58
4th	ARK	R. Sanders 64-yd rush (Little kick), 2-68, 00:29

## TEAM STATISTICS

	ARKANSAS	BYU
FIRST DOWNS.....	34	27
RUSHES-YARDS (NET).....	42-277	30-115
PASSING YDS (NET).....	367	356
Passes Att-Comp-Int.....	29-40-0	26-41-1
TOTAL OFFENSE PLAYS-YARDS.....	82-644	71-471
Fumble Returns-Yards.....	0-0	0-0
Punt Returns-Yards.....	0-0	1-5
Kickoff Returns-Yards.....	0-0	0-0
Interception Returns-Yards.....	1-0	0-0
Punts (Number-Avg).....	1-62.0	2-43.0
Fumbles-Lost.....	1-1	4-2
Penalties-Yards.....	7-98	4-50
Possession Time.....	31:13	28:47
Third-Down Conversions.....	12-15	7-13
Fourth-Down Conversions.....	0-1	0-1
Red-Zone Scores-Chances.....	6-7	3-3
Sacks By: Number-Yards.....	0-0	0-0



**DB HUDSON CLARK** collected a career-best 11 tackles to go with his first interception of the season and a fumble recovery to become the second FBS player this season with 10+ tackles, a pick and a fumble recovery.

## ARKANSAS

RUSHING	Att.	Gain	Lost	Net	TD	Long	Avg.
Raheim Sanders	15	175	0	175	2	64	11.7
AJ Green	11	51	0	51	0	14	4.6
KJ Jefferson	10	32	0	32	0	14	3.2
Rashod Dubinion	4	16	0	16	0	11	4.0
Jadon Haselwood	1	3	0	3	0	3	3.0
Malik Hornsby	1	0	0	0	0	0	0.0
Totals:	42	277	0	277	2	64	6.6

PASSING	Comp.	Att.	Int	Yds	TDs	Long	Sack
KJ Jefferson	29	40	0	367	5	39	0

RECEIVING	No.	Yds	YAC	TD	Long
Matt Landers	8	99	23	3	39
Trey Knox	4	66	31	1	36
Jadon Haselwood	4	42	21	0	14
Rashod Dubinion	4	40	27	1	17
Ketron Jackson Jr.	3	55	8	0	30
AJ Green	2	45	33	0	30
Bryce Stephens	1	7	5	0	7
Warren Thompson	1	7	0	0	7
Raheim Sanders	1	4	6	0	4
Jaedon Wilson	1	2	0	0	2
Totals:	29	367	154	5	39

PUNTING	No.	Yds	Avg.	Long	I20	TB
Reid Bauer	1	62	62.0	62	1	0

FIELD GOALS	Made	Att.	Long	Kicks
Cam Little	1	1	34	34

## BYU

RUSHING	Att.	Gain	Lost	Net	TD	Long	Avg.
Christopher Brooks	10	54	1	53	0	14	5.3
Jaren Hall	6	24	1	23	0	11	3.8
Puka Nacua	6	20	0	20	2	5	3.3
Mason Fakahua	7	16	2	14	0	5	2.0
Jacob Conover	1	5	0	5	0	5	5.0
Totals:	30	119	4	115	2	14	3.8

PASSING	Comp.	Att.	Int	Yds	TDs	Long	Sack
Jaren Hall	26	41	1	356	3	37	0

RECEIVING	No.	Yds	YAC	TD	Long
Kody Epps	9	125	47	1	37
Puka Nacua	8	141	52	1	33
Keanu Hill	4	61	19	0	22
Isaac Rex	2	6	6	1	4
Brayden Cospier	1	10	3	0	10
Christopher Brooks	1	7	5	0	7
Chase Roberts	1	6	6	0	6
Totals:	26	356	138	3	37

PUNTING	No.	Yds	Avg.	Long	I20	TB
Ryan Rehkow	2	86	43.0	44	1	0

FIELD GOALS	Made	Att.	Long	Kicks
--				



## GAME 8 ||| at AUBURN

Arkansas (5-3, 2-3)..... 41  
 Auburn (3-5, 1-4)..... 27

October 29, 2022 | Auburn, Ala.

Jordan-Hare Stadium | Time: 11 a.m. | Attendance: 83,792

TV: SECN > Dave Neal (PBP), Deuce McAllister (Analyst) & Andraya Carter (Sideline)

## SCORING SUMMARY

	1st	2nd	3rd	4th	Final
Arkansas	7	10	14	10	41
Auburn	3	10	0	14	27

## QTR. TEAM SCORING PLAY

1st	AUB	Carlson 46-yd FG, 7:18, 03:12
	ARK	Jefferson 1-yd rush (Little kick), 8:75, 02:45
2nd	ARK	Jefferson 13-yd rush (Little kick), 11:80, 04:52
	AUB	Bigsby 41-yd rush (Carlson kick), 5:59, 01:35
	ARK	Little 27-yd FG, 5:56, 01:18
	AUB	Carlson 24-yd FG, 7:52, 00:47
3rd	ARK	Haselwood 11-yd pass from Jefferson (Little kick), 9:64, 02:35
	ARK	Dubinion 2-yd rush (Little kick), 7:94, 03:26
4th	ARK	Dubinion 2-yd rush (Little kick), 10:84, 06:38
	AUB	Brown 9-yd pass from Ashford (Carlson kick), 7:75, 02:07
	ARK	Little 37-yd FG, 8:23, 03:27
	AUB	Hunter 1-yd rush (#26 A.Carlson kick), 7:75, 01:51

## TEAM STATISTICS

	ARKANSAS	AUBURN
FIRST DOWNS.....	23	20
RUSHES-YARDS (NET).....	286	183
PASSING YDS (NET).....	234	285
Passes Att-Comp-Int.....	16-24-0	24-33-0
TOTAL OFFENSE PLAYS-YARDS.....	72-520	71-468
Fumble Returns-Yards.....	0-0	0-0
Punt Returns-Yards.....	0-0	0-0
Kickoff Returns-Yards.....	0-0	0-0
Interception Returns-Yards.....	0-0	0-0
Punts (Number-Avg).....	3-43.0	5-41.2
Fumbles-Lost.....	1-1	0-0
Penalties-Yards.....	10-53	7-55
Possession Time.....	29:50	30:10
Third-Down Conversions.....	8-14	11-19
Fourth-Down Conversions.....	0-0	0-0
Red-Zone Scores-Chances.....	7-7	3-4
Sacks By: Number-Yards.....	3-15	3-18



**RB ROCKET SANDERS** matched Madre Hill's school record of quickest to 1,000 rushing yards in a season in just eight games with 171 yards in the win at Auburn to run his season total to 1,041 yards.

## ARKANSAS

RUSHING	Att.	Gain	Lost	Net	TD	Long	Avg.
Raheim Sanders	16	174	3	171	0	76	10.7
KJ Jefferson	10	63	18	45	2	25	4.5
AJ Green	10	28	3	25	0	8	2.5
Ketron Jackson Jr.	1	19	0	19	0	19	19.0
Rashod Dubinion	5	11	0	11	2	5	2.2
Isaiah Sategna	1	10	0	10	0	10	10.0
James Joiner	3	9	0	9	0	4	3.0
Malik Hornsby	1	0	0	0	0	0	0.0
TEAM	1	0	4	-4	0	0	-4.0
Totals:	48	314	28	286	4	76	6.0

PASSING	Comp.	Att.	Int	Yds	TDs	Long	Sack
KJ Jefferson	16	24	0	234	1	56	3

RECEIVING	No.	Yds	YAC	TD	Long
Jadon Haselwood	5	61	27	1	20
Matt Landers	4	115	44	0	56
Bryce Stephens	2	11	11	0	8
Warren Thompson	1	29	12	0	29
Ketron Jackson Jr.	1	7	2	0	7
Raheim Sanders	1	6	1	0	6
Hudson Henry	1	5	6	0	5
Trey Knox	1	0	1	0	0
Totals:	16	234	114	1	56

PUNTING	No.	Yds	Avg.	Long	I20	TB
Reid Bauer	3	129	43.0	78	1	0

FIELD GOALS	Made	Att.	Long	Kicks
Cam Little	2	2	37	27,37

## AUBURN

RUSHING	Att.	Gain	Lost	Net	TD	Long	Avg.
Robby Ashford	19	102	15	87	0	34	4.6
Tank Bigsby	11	67	4	63	1	41	5.7
Jarquez Hunter	6	18	0	18	1	6	3.0
Damari Alston	2	15	0	15	0	11	7.5
Totals:	38	202	19	183	2	41	4.8

PASSING	Comp.	Att.	Int	Yds	TDs	Long	Sack
Robby Ashford	24	33	0	285	1	49	3

RECEIVING	No.	Yds	YAC	TD	Long
Tank Bigsby	6	37	39	0	14
Camden Brown	4	83	13	1	49
Jarquez Hunter	4	12	11	0	11
Ja'Varrius Johnson	3	64	17	0	36
Shedrick Jackson	2	29	14	0	16
Koy Moore	2	28	18	0	17
John Samuel Shenker	2	24	12	0	15
Dazalin Worsham	1	8	2	0	8
Totals:	24	285	126	1	49

PUNTING	No.	Yds	Avg.	Long	I20	TB
Oscar Chapman	5	206	41.2	55	3	0

FIELD GOALS	Made	Att.	Long	Kicks
Anders Carlson	2	4	46	46x,46,24,52x

## GAME 9 || LIBERTY

#23/23 Liberty (7-1).....21  
Arkansas (5-4, 2-3).....19

## SCORING SUMMARY

	1st	2nd	3rd	4th	Final
Liberty	7	14	0	0	21
Arkansas	0	3	2	14	19

## QTR. TEAM SCORING PLAY

1st	LIB	Frith 16-yd pass from Bennett (Brown kick), 5-59, 01:19
2nd	LIB	Douglas 20-yd pass from Bennett (Brown kick), 5-53, 02:46
	LIB	Sibley 18-yd pass from Bennett (Brown kick), 10-80, 04:13
	ARK	Little 50-yd FG, 4-44, 00:35
3rd	ARK	SAFETY, 01:21
4th	ARK	Knox 5-yd pass from Jefferson (Sanders rush), 17-84, 05:07
	ARK	Knox 8-yd pass from Jefferson (Jefferson rush failed), 7-85, 02:36

## TEAM STATISTICS

	LIBERTY	ARKANSAS
FIRST DOWNS.....	17	22
RUSHES-YARDS (NET).....	38-91	42-144
PASSING YDS (NET).....	224	284
Passes Att-Comp-Int.....	15-25-1	23-37-2
TOTAL OFFENSE PLAYS-YARDS.....	315	428
Fumble Returns-Yards.....	0-0	0-0
Punt Returns-Yards.....	1-0	2-4
Kickoff Returns-Yards.....	1-21	3-41
Interception Returns-Yards.....	2-13	1-0
Punts (Number-Avg).....	7-35.9	6-44.2
Fumbles-Lost.....	3-0	1-0
Penalties-Yards.....	3-27	6-36
Possession Time.....	30:38	29:22
Third-Down Conversions.....	7-15	4-16
Fourth-Down Conversions.....	0-1	4-6
Red-Zone Scores-Chances.....	3-4	2-2
Sacks By: Number-Yards.....	4-32	4-11



**DB QUINCEY MCADOO** became the first Razorback since 2010 to block a punt and intercept a pass in the same game. The freshman also added three tackles in his first action on defense.

November 5, 2022 | Fayetteville, Ark.

Donald W. Reynolds Razorback Stadium | Time: 3 p.m. | Attendance: 70,072

TV: SECN > Taylor Zarzour (PBP), Aaron Murray (Analyst) & Alyssa Lang (Sideline)

## LIBERTY

RUSHING	Att.	Gain	Lost	Net	TD	Long	Avg.
Shedro Louis	15	59	2	57	0	9	3.8
Dae Dae Hunter	9	32	3	29	0	10	3.2
Johnathan Bennett	9	29	11	18	0	12	2.0
TJ Green	1	4	0	4	0	4	4.0
Malik Caper	1	0	1	-1	0	0	-1.0
Demario Douglas	1	0	8	-8	0	0	-8.0
TEAM	2	0	8	-8	0	0	-4.0
Totals:	38	124	33	91	0	12	2.4

PASSING	Comp.	Att.	Int	Yds	TDs	Long	Sack
Johnathan Bennett	15	25	1	224	3	42	4

RECEIVING	No.	Yds	YAC	TD	Long
Demario Douglas	7	145	31	1	42
Treon Sibley	2	27	1	1	18
Jerome Jackson	2	15	13	0	9
Caleb Snead	2	14	0	0	7
Noah Frith	1	16	0	1	16
Austin Henderson	1	7	7	0	7
Totals:	15	224	52	3	42

PUNTING	No.	Yds	Avg.	Long	I20	TB
Aidan Alves	6	251	41.8	47	3	0
TEAM	1	0	0.0	0	0	0
Totals:	7	251	35.9	47	3	0

FIELD GOALS	Made	Att.	Long	Kicks
--				

## ARKANSAS

RUSHING	Att.	Gain	Lost	Net	TD	Long	Avg.
Raheim Sanders	17	73	13	60	0	28	3.5
AJ Green	6	58	2	56	0	19	9.3
KJ Jefferson	16	72	36	36	0	15	2.2
Jadon Haselwood	1	0	2	-2	0	0	-2.0
Rashod Dubinion	2	0	6	-6	0	0	-3.0
Totals:	42	203	59	144	0	28	3.4

PASSING	Comp.	Att.	Int	Yds	TDs	Long	Sack
KJ Jefferson	23	37	2	284	2	36	4

RECEIVING	No.	Yds	YAC	TD	Long
Jadon Haselwood	8	86	52	0	18
Matt Landers	6	119	60	0	36
Raheim Sanders	2	25	23	0	23
Warren Thompson	2	20	8	0	13
Trey Knox	2	13	2	2	8
Bryce Stephens	2	12	1	0	7
Hudson Henry	1	9	10	0	9
Totals:	23	284	156	2	36

PUNTING	No.	Yds	Avg.	Long	I20	TB
Reid Bauer	5	237	47.4	55	2	1
TEAM	1	28	28.0	28	0	0
Totals:	6	265	44.2	55	2	1

FIELD GOALS	Made	Att.	Long	Kicks
Cam Little	1	1	50	50

## GAME 10 ||| LSU

#7/8 LSU (8-2, 6-1) .....13  
 Arkansas (5-5, 2-4) .....10

## SCORING SUMMARY

	1st	2nd	3rd	4th	Final
LSU	0	6	7	0	13
Arkansas	3	0	0	7	10

## QTR. TEAM SCORING PLAY

1st	ARK	Little 28-yd FG, 10-46, 03:24
2nd	LSU	Ramos 38-yd FG, 5-17, 01:56
	LSU	Ramos 29-yd FG, 11-61, 05:12
3rd	LSU	Williams 1-yd rush (Ramos kick), 5-40, 01:51
4th	ARK	Landers 40-yd pass from Fortin (Little kick), 10-94, 04:29

## TEAM STATISTICS

	LSU	ARKANSAS
FIRST DOWNS .....	15	15
RUSHES-YARDS (NET) .....	51-200	46-133
PASSING YDS (NET) .....	86	116
Passes Att-Comp-Int .....	8-15-1	12-22-0
TOTAL OFFENSE PLAYS-YARDS .....	286	249
Fumble Returns-Yards .....	0-0	1-2
Punt Returns-Yards .....	0-0	3-14
Kickoff Returns-Yards .....	1-18	0-0
Interception Returns-Yards .....	0-0	1-5
Punts (Number-Avg) .....	6-43.5	7-39.6
Fumbles-Lost .....	1-1	2-2
Penalties-Yards .....	7-44	2-15
Possession Time .....	32:44	27:16
Third-Down Conversions .....	4-14	6-17
Fourth-Down Conversions .....	1-2	0-2
Red-Zone Scores-Chances .....	3-3	1-2
Sacks By: Number-Yards .....	5-46	7-41



**DB LATAVIOUS BRINI** came up with two turnovers against LSU, picking off a pass and recovering a fumble to become the second Razorback this season to record an interception and a fumble recovery.

November 12, 2022 | Fayetteville, Ark.

Donald W. Reynolds Razorback Stadium | Time: 11 a.m. | Attendance: 73,750

TV: ESPN > Joe Tessitore (PBP), Greg McElroy (Analyst) & Katie George (Sideline)

## LSU

RUSHING	Att.	Gain	Lost	Net	TD	Long	Avg.
Josh Williams	19	122	0	122	1	31	6.4
John Emery Jr.	3	40	0	40	0	32	13.3
Noah Cain	5	25	0	25	0	13	5.0
Jayden Daniels	19	53	43	10	0	20	0.5
Armoni Goodwin	2	6	0	6	0	3	3.0
TEAM	3	0	3	-3	0	0	-1.0
Totals:	51	246	46	200	1	32	3.9

PASSING	Comp.	Att.	Int	Yds	TDs	Long	Sack
Jayden Daniels	8	15	1	86	0	26	7

RECEIVING	No.	Yds	YAC	TD	Long
Kayshon Boutte	4	49	3	0	26
Malik Nabers	2	24	16	0	12
Josh Williams	1	9	8	0	9
Jaray Jenkins	1	4	1	0	4
Totals:	8	86	28	0	26

PUNTING	No.	Yds	Avg.	Long	I20	TB
Jay Bramblett	6	261	43.5	52	1	0

FIELD GOALS	Made	Att.	Long	Kicks
Damian Ramos	2	2	38	38,29

## ARKANSAS

RUSHING	Att.	Gain	Lost	Net	TD	Long	Avg.
Raheim Sanders	12	46	0	46	0	14	3.8
Malik Hornsby	18	79	42	37	0	14	2.1
AJ Green	7	31	0	31	0	10	4.4
Cade Fortin	5	24	7	17	0	17	3.4
Rashod Dubinion	3	4	2	2	0	3	0.7
Jadon Haselwood	1	0	0	0	0	0	0.0
Totals:	46	184	51	133	0	17	2.9

PASSING	Comp.	Att.	Int	Yds	TDs	Long	Sack
Cade Fortin	8	13	0	92	1	40	2
Malik Hornsby	4	9	0	24	0	11	3
Totals:	12	22	0	116	1	40	5

RECEIVING	No.	Yds	YAC	TD	Long
Jadon Haselwood	5	39	19	0	14
Matt Landers	2	69	21	1	40
Raheim Sanders	2	0	9	0	2
Ketron Jackson Jr.	1	4	6	0	4
Bryce Stephens	1	3	8	0	3
Rashod Dubinion	1	1	1	0	1
Totals:	12	116	64	1	40

PUNTING	No.	Yds	Avg.	Long	I20	TB
Reid Bauer	6	246	41.0	52	2	1
Max Fletcher	1	31	31.0	31	1	0
Totals:	7	277	39.6	52	3	1

FIELD GOALS	Made	Att.	Long	Kicks
Cam Little	1	1	28	28



## GAME 11 ||| OLE MISS

#14/14 Ole Miss (8-3, 4-3) ..... 27  
 Arkansas (6-5, 3-4) ..... 42

November 19, 2022 | Fayetteville, Ark.

Donald W. Reynolds Razorback Stadium | Time: 6:30 p.m. | Attendance: 71,350

TV: SECN > Tom Hart (PBP), Jordan Rodgers (Analyst) & Cole Cubelic (Sideline)

## SCORING SUMMARY

	1st	2nd	3rd	4th	Final
Ole Miss	3	3	0	21	27
Arkansas	14	21	7	0	42

## QTR. TEAM SCORING PLAY

1st	ARK	Landers 8-yd pass from Jefferson (Little kick), 7-69, 02:26
	ARK	Landers 23-yd pass from Jefferson (Little kick), 8-73, 01:51
	MISS	Cruz 45-yd FG, 5-48, 01:44
2nd	ARK	Jackson Jr. 20-yd pass from Jefferson (Little kick), 7-75, 02:57
	MISS	Cruz 32-yd FG, 9-56, 04:17
	ARK	R. Sanders 20-yd rush (Little kick), 7-75, 02:18
	ARK	R. Sanders 8-yd rush (Little kick), 6-48, 01:02
3rd	ARK	R. Sanders 68-yd rush (Little kick), 2-75, 00:44
4th	MISS	Judkins 1-yd rush (Mingo pass from Dart failed), 9-96, 02:42
	MISS	Evans 48-yd rush (Mingo pass from Dart), 5-88, 01:50
	MISS	Heath 13-yd pass from Dart (Cruz kick), 12-86, 03:21

## TEAM STATISTICS

	OLE MISS	ARKANSAS
FIRST DOWNS	32	24
RUSHES-YARDS (NET)	53-463	43-335
PASSING YDS (NET)	240	168
Passes Att-Comp-Int.	21-36-1	17-22-0
TOTAL OFFENSE PLAYS-YARDS	89-703	65-503
Fumble Returns-Yards	0-0	0-0
Punt Returns-Yards	0-0	0-0
Kickoff Returns-Yards	1-0	0-0
Interception Returns-Yards	0-0	1-13
Punts (Number-Avg)	2-34.0	6-34.8
Fumbles-Lost	2-2	0-0
Penalties-Yards	12-116	7-61
Possession Time	30:10	29:50
Third-Down Conversions	7-16	5-12
Fourth-Down Conversions	2-3	0-0
Red-Zone Scores-Chances	3-5	4-4
Sacks By: Number-Yards	1-11	2-2



**RB RAHEIM SANDERS** ran for a career-high 232 yards in the win over Ole Miss, rushing for the most yards by a Razorback since Darren McFadden's school record 321 yards in 2007.

## OLE MISS

RUSHING	Att.	Gain	Lost	Net	TD	Long	Avg.
Quinshon Judkins	24	214	0	214	1	60	8.9
Zach Evans	17	208	1	207	1	48	12.2
Jaxson Dart	11	51	7	44	0	21	4.0
Dayton Wade	1	0	2	-2	0	0	-2.0
Totals:	53	473	10	463	2	60	8.7

PASSING	Comp.	Att.	Int	Yds	TDs	Long	Sack
Jaxson Dart	21	36	1	240	1	53	2

RECEIVING	No.	Yds	YAC	TD	Long
Malik Heath	9	140	59	1	53
Jonathan Mingo	4	45	22	0	23
Jordan Watkins	4	28	19	0	11
Quinshon Judkins	2	27	28	0	25
Dayton Wade	2	0	2	0	4
Totals:	21	240	130	1	53

PUNTING	No.	Yds	Avg.	Long	I20	TB
Fraser Masin	2	68	34.0	37	1	0

FIELD GOALS	Made	Att.	Long	Kicks
Jonathan Cruz	2	3	45	45,39x,32

## ARKANSAS

RUSHING	Att.	Gain	Lost	Net	TD	Long	Avg.
Raheim Sanders	24	238	6	232	3	68	9.7
KJ Jefferson	8	58	11	47	0	23	5.9
Rashod Dubinion	6	40	0	40	0	13	6.7
AJ Green	5	16	0	16	0	11	3.2
Totals:	43	352	17	335	3	68	7.8

PASSING	Comp.	Att.	Int	Yds	TDs	Long	Sack
KJ Jefferson	17	22	0	168	3	23	1

RECEIVING	No.	Yds	YAC	TD	Long
Raheim Sanders	5	29	39	0	12
Matt Landers	3	38	0	2	23
Jadon Haselwood	3	36	30	0	18
Trey Knox	3	34	13	0	20
Ketron Jackson Jr.	2	32	0	1	20
Rashod Dubinion	1	-1	2	0	0
Totals:	17	168	84	3	23

PUNTING	No.	Yds	Avg.	Long	I20	TB
Max Fletcher	4	137	34.2	38	4	0
Reid Bauer	2	72	36.0	43	1	0
Totals:	6	209	34.8	43	5	0

FIELD GOALS	Made	Att.	Long	Kicks
Cam Little	0	1	-	47x

## GAME 12 ||| at MISSOURI

Arkansas (6-6, 3-5) ..... 27  
Missouri (6-6, 3-5) ..... 29

November 25, 2022 | Columbia, Mo.

Faurot Field | Time: 2:30 p.m. | Attendance: 55,710

TV: CBS > Joe McCarthy (BPB), Rick Neuheisel (Analyst) & Sherree Burress (Sideline)

## SCORING SUMMARY

	1st	2nd	3rd	4th	Final
Arkansas	7	14	3	3	27
Missouri	10	10	9	0	29

## QTR. TEAM SCORING PLAY

1st	MIZ	Mevis 40-yd FG, 7-46, 03:16
	ARK	Jefferson 3-yd rush (#29 C.Little kick), 9-75, 04:08
	MIZ	Schrader 3-yd rush (#92 H.Mevis kick), 7-75, 02:30
2nd	MIZ	Cook 9-yd rush (#92 H.Mevis kick), 5-74, 01:38
	ARK	Landers 27-yd pass from #1 K.Jefferson (Little kick), 12-75, 05:30
	MIZ	Mevis 27-yd FG, 9-65, 04:00
	ARK	Sanders 8-yd pass from #1 K.Jefferson (#29 C.Little kick), 11-75, 03:51
3rd	MIZ	Burden 23-yd pass from Cook (Lovett pass from Cook failed), 10-75, 04:51
	MIZ	Mevis 29-yd FG, 7-17, 03:19 21-29
	ARK	Little 46-yd FG, 10-47, 03:49 24-29
4th	ARK	Little 20-yd FG, 7-51, 02:30

## TEAM STATISTICS

	ARKANSAS	MISSOURI
FIRST DOWNS	22	19
RUSHES-YARDS (NET)	38-113	39-226
PASSING YDS (NET)	212	242
Passes Att-Comp-Int.	20-28-1	16-26-1
TOTAL OFFENSE PLAYS-YARDS	325	468
Fumble Returns-Yards	0-0	0-0
Punt Returns-Yards	1-11	0-0
Kickoff Returns-Yards	0-0	0-0
Interception Returns-Yards	0-0	1-1
Punts (Number-Avg)	4-40.0	4-43.0
Fumbles-Lost	3-1	0-0
Penalties-Yards	2-11	10-61
Possession Time	28:19	31:41
Third-Down Conversions	5-12	5-14
Fourth-Down Conversions	0-0	1-1
Red-Zone Scores-Chances	3-3	5-5
Sacks By: Number-Yards	2-13	7-36



**WR JADON HASELWOOD** caught a career-best seven passes for 74 yards in the regular season finale at Missouri. The wideout caught at least three passes in all 12 games during the regular season.

## ARKANSAS

RUSHING	Att.	Gain	Lost	Net	TD	Long	Avg.
Raheim Sanders	10	48	1	47	0	17	4.7
KJ Jefferson	19	74	36	38	1	13	2.0
Rashod Dubinion	6	28	2	26	0	12	4.3
AJ Green	1	3	0	3	0	3	3.0
Trey Knox	1	0	0	0	0	0	0.0
TEAM	1	0	1	-1	0	0	-1.0
Totals:	38	153	40	113	1	17	3.0

PASSING	Comp.	Att.	Int	Yds	TDs	Long	Sack
KJ Jefferson	20	27	1	212	2	37	7
TEAM	0	1	0	0	0	0	0
Totals:	20	28	1	212	2	37	7

RECEIVING	No.	Yds	YAC	TD	Long
Jadon Haselwood	7	74	34	0	21
Matt Landers	4	79	20	1	37
Trey Knox	4	29	22	0	12
Raheim Sanders	3	22	11	1	16
Ketron Jackson Jr.	1	7	6	0	7
Rashod Dubinion	1	6	6	0	6
Totals:	20	213	9	2	37

PUNTING	No.	Yds	Avg.	Long	I20	TB
Reid Bauer	3	140	46.7	47	1	0
TEAM	1	20	20.0	20	0	0
Totals:	4	160	40.0	47	1	0

FIELD GOALS	Made	Att.	Long	Kicks
Cam Little	2	2	46	46,20

## MISSOURI

RUSHING	Att.	Gain	Lost	Net	TD	Long	Avg.
Brady Cook	18	151	13	138	1	37	7.7
Cody Schrader	18	88	1	87	1	29	4.8
Nathaniel Peat	3	2	1	1	0	2	0.3
Totals:	39	241	15	226	2	37	5.8

PASSING	Comp.	Att.	Int	Yds	TDs	Long	Sack
Brady Cook	16	26	0	242	1	55	2

RECEIVING	No.	Yds	YAC	TD	Long
Dominic Lovett	6	130	49	0	55
Mookie Cooper	3	45	29	0	24
Luther Burden	2	30	29	1	23
Mekhi Miller	2	28	25	0	22
Cody Schrader	2	-5	1	0	0
Tauskie Dove	1	14	4	0	14
Totals:	16	242	137	1	55

PUNTING	No.	Yds	Avg.	Long	I20	TB
Jack Stonehouse	4	172	43.0	50	2	1

FIELD GOALS	Made	Att.	Long	Kicks
Harrison Mevis	3	4	40	40,27,29,55x

## TEAM STATISTICS

	ARK	OPP
<b>Scoring</b>	<b>368</b>	<b>345</b>
Points per game	30.7	28.8
Points Off Turnovers	43	38
<b>First Downs</b>	<b>282</b>	<b>264</b>
Rushing	149	107
Passing	116	131
Penalty	17	26
<b>Rushing Yardage</b>	<b>2681</b>	<b>2157</b>
Yards gained rushing	3017	2486
Yards lost rushing	336	329
Rushing attempts	553	453
Average per rush	4.8	4.8
Average per game	223.4	179.8
TDs Rushing	22	24
<b>Passing Yardage</b>	<b>2764</b>	<b>3287</b>
Comp-Att-Int	212-328-6	238-393-7
Average per pass	8.4	8.4
Average per catch	13.0	13.8
Average per game	230.3	273.9
TDs Passing	24	19
<b>Total offense</b>	<b>5445</b>	<b>5444</b>
Total plays	881	846
Average per play	6.2	6.4
Average per game	453.8	453.7
<b>Kick returns: #-Yards</b>	<b>7-123</b>	<b>8-187</b>
<b>Punt returns: #-Yards</b>	<b>15-149</b>	<b>10-144</b>
<b>Int returns: #-Yards</b>	<b>7-66</b>	<b>6-22</b>
<b>Kick return average</b>	<b>17.6</b>	<b>23.4</b>
<b>Punt return average</b>	<b>9.9</b>	<b>14.4</b>
<b>Int return average</b>	<b>9.4</b>	<b>3.7</b>
<b>Fumbles-Lost</b>	<b>21-10</b>	<b>24-8</b>
<b>Penalties-Yards</b>	<b>76-661</b>	<b>89-733</b>
Average per game	55.1	61.1
<b>Punts-Yards</b>	<b>57-2275</b>	<b>52-2199</b>
Average per punt	39.9	42.3
Net punt average	35.6	39.5
<b>Kickoffs-Yards</b>	<b>68-4390</b>	<b>68-4129</b>
Average per kick	64.6	60.7
Net kick average	40.0	38.4
<b>Time of possession / game</b>	<b>29:22</b>	<b>30:43</b>
<b>3rd-down conversion</b>	<b>81/179</b>	<b>77/174</b>
3rd-down pct	45%	44%
<b>4rd-down conversion</b>	<b>9/20</b>	<b>11/20</b>
4rd-down pct	45%	55%
<b>Sacks by-Yards</b>	<b>39-234</b>	<b>31-221</b>
<b>Misc Yards</b>	<b>0</b>	<b>0</b>
<b>Touchdowns scored</b>	<b>47</b>	<b>44</b>
<b>Field goals - attempts</b>	<b>12-15</b>	<b>14-23</b>
<b>On-Side kicks</b>	<b>0-0</b>	<b>1-5</b>
<b>Red-zone scores</b>	<b>(42-51) 82%</b>	<b>(41-48) 85%</b>
<b>Red-zone touchdowns</b>	<b>(33-51) 65%</b>	<b>(30-48) 63%</b>
<b>PAT-attempts</b>	<b>(44-44) 100%</b>	<b>(33-36) 92%</b>
<b>2-point conversion-attempts</b>	<b>(1-3) 33%</b>	<b>(3-8) 38%</b>
<b>Attendance</b>	<b>512087</b>	<b>260821</b>
Games / Avg per game	7/73155	4/65205
Neutral site games	-	1/63580

## Score by Periods

Team	1st	2nd	3rd	4th	OT	TOT
Arkansas	66	124	76	102	0	368
Opponents	74	101	84	86	0	345



## ARKANSAS GAME-BY-GAME STATISTICS

Date	Opponent	Rushing				Receiving				Passing				Kick Returns				Punt Returns				tot off
		no.	yds	td	lg	no.	yds	td	lg	cmp-att-int	yds	td	lg	no.	yds	td	lg	no.	yds	td	lg	
09/03/2022	Cincinnati	45	224	1	37	18	223	3	32	18-26-0	223	3	32	1	16	0	16	1	3	0	3	447
09/10/2022	South Carolina	65	295	5	47	18	162	1	23	18-21-0	162	1	23	1	34	0	34	2	10	0	13	457
09/17/2022	Missouri St.	36	212	2	43	19	385	2	73	19-31-1	385	2	73	1	34	0	34	3	105	1	82	597
09/24/2022	vs Texas A&M	54	244	1	26	12	171	2	56	12-19-0	171	2	56	0	0	0	0	2	-1	0	0	415
10/01/2022	Alabama	51	187	2	26	17	190	1	36	17-34-0	190	1	36	0	0	0	0	1	13	0	13	377
10/08/2022	at Mississippi St.	44	241	1	52	10	242	1	68	10-23-2	242	1	68	1	-2	0	1	1	-3	0	0	483
10/15/2022	at BYU	42	277	2	64	29	367	5	39	29-40-0	367	5	39	0	0	0	0	0	0	0	0	644
10/29/2022	at Auburn	47	276	4	76	17	244	1	56	17-25-0	244	1	56	0	0	0	0	0	0	0	0	520
11/05/2022	Liberty	42	144	0	28	23	284	2	36	23-37-2	284	2	36	3	41	0	19	1	-3	0	0	428
11/12/2022	LSU	46	133	0	17	12	116	1	40	12-22-0	116	1	40	0	0	0	0	3	14	0	14	249
11/19/2022	Ole Miss	43	335	3	68	17	168	3	23	17-22-0	168	3	23	0	0	0	0	0	0	0	0	503
11/25/2022	at Missouri	38	113	1	17	20	213	2	37	20-28-1	212	2	37	0	0	0	0	1	11	0	11	325
<b>Arkansas</b>		<b>553</b>	<b>2681</b>	<b>22</b>	<b>76</b>	<b>212</b>	<b>2765</b>	<b>24</b>	<b>73</b>	<b>212-328-6</b>	<b>2764</b>	<b>24</b>	<b>73</b>	<b>7</b>	<b>123</b>	<b>0</b>	<b>34</b>	<b>15</b>	<b>149</b>	<b>1</b>	<b>82</b>	<b>5445</b>
<b>Opponents</b>		<b>453</b>	<b>2157</b>	<b>24</b>	<b>77</b>	<b>238</b>	<b>3287</b>	<b>19</b>	<b>64</b>	<b>238-393-7</b>	<b>3287</b>	<b>19</b>	<b>64</b>	<b>8</b>	<b>187</b>	<b>0</b>	<b>33</b>	<b>10</b>	<b>144</b>	<b>0</b>	<b>45</b>	<b>5444</b>

## Arkansas Averages

Games	Avg/ rush	Avg/ catch	Pass effc	KR avg	PR avg	All purpose avg/game	Total offense avg/game
12	4.8	13.0	155.9	17.6	9.9	482.0	453.8

Date	Opponent	Tackles				Sacks	Fumble		Pass Defense			blkd	PAT attempts			off		
		ua	a	total	tfl-yds	no-yds	ff	fr-yds	int-yds	qbh	brup	kick	kick	rush	rcv	saf	t/o	pts
09/03/2022	Cincinnati	36	38	74	8.0-35	3-28	2	1-2	1-51	4	2	0	4-4	0	0	0	7	31
09/10/2022	South Carolina	36	24	60	8.0-57	6-51	5	2--5	1-0	6	3	0	6-6	0	0	1	7	44
09/17/2022	Missouri St.	34	38	72	9.0-53	8-48	0	0-0	0-0	5	5	0	5-5	0	0	0	0	38
09/24/2022	vs Texas A&M	25	24	49	5.0-27	3-21	1	0-0	0-0	4	3	0	3-3	0	0	0	0	21
10/01/2022	Alabama	26	34	60	4.0-10	1-4	1	0-0	1--3	3	2	0	2-2	0	0	0	0	26
10/08/2022	at Mississippi St.	27	76	103	0.0-0	0-0	0	0-0	0-0	1	9	0	2-2	0	0	0	0	17
10/15/2022	at BYU	33	28	61	3.0-5	0-0	2	2-0	1-0	5	1	0	7-7	0	0	0	14	52
10/29/2022	at Auburn	50	10	60	6.0-21	3-15	0	0-0	0-0	2	3	1	5-5	0	0	0	0	41
11/05/2022	Liberty	24	44	68	9.0-17	4-11	0	0-0	1-0	2	4	1	0-0	1	0	1	8	19
11/12/2022	LSU	30	48	78	8.0-43	7-41	1	1-2	1-5	1	4	0	1-1	0	0	0	0	10
11/19/2022	Ole Miss	46	34	80	6.0-10	2-2	1	2-0	1-13	4	2	0	6-6	0	0	0	7	42
11/25/2022	at Missouri	41	16	57	6.0-20	2-13	0	0-0	0-0	0	6	0	3-3	0	0	0	0	27
Arkansas		408	414	822	72.0-298	39-234	13	8--1	7-66	37	44	2	44-44	1	0	2	43	368
Opponents		461	488	949	80.0-323	31-221	10	10-15	6-22	14	39	2	33-36	0	3	0	38	345

		Punting										Field Goals			Kickoffs				
Date	Opponent	no.	yds	avg	long	blkd	tb	fc	50+	i20	md-att	long	blkd	no.	yds	avg	tb	ob	
09/03/2022	Cincinnati	6	231	38.5	50	0	1	1	1	1	1-1	32	0	6	390	65.0	5	0	
09/10/2022	South Carolina	3	107	35.7	40	0	0	2	0	2	0-1	0	0	7	449	64.1	5	0	
09/17/2022	Missouri St.	3	113	37.7	47	0	0	2	0	1	1-1	27	0	7	455	65.0	6	0	
09/24/2022	vs Texas A&M	6	218	36.3	47	0	0	2	0	2	0-1	0	0	4	260	65.0	4	0	
10/01/2022	Alabama	8	340	42.5	51	0	0	2	2	1	2-2	34	0	5	325	65.0	5	0	
10/08/2022	at Mississippi St.	4	164	41.0	53	0	0	0	1	1	1-1	51	0	4	253	63.3	1	1	
10/15/2022	at BYU	1	62	62.0	62	0	0	0	1	1	1-1	34	0	9	585	65.0	9	0	
10/29/2022	at Auburn	3	129	43.0	78	0	0	0	1	1	2-2	37	0	8	520	65.0	8	0	
11/05/2022	Liberty	6	265	44.2	55	1	1	1	2	2	1-1	50	0	2	130	65.0	1	0	
11/12/2022	LSU	7	277	39.6	52	0	1	2	1	3	1-1	28	0	3	193	64.3	2	0	
11/19/2022	Ole Miss	6	209	34.8	43	0	0	4	0	5	0-1	0	0	7	440	62.9	6	0	
11/25/2022	at Missouri	4	160	40.0	47	1	0	0	0	1	2-2	46	0	6	390	65.0	6	0	
Arkansas		57	2275	39.9	78	2	3	16	9	21	12-15	51	0	68	4390	64.6	58	1	
Opponents		52	2199	42.3	64	1	2	18	11	19	14-23	46	1	68	4129	60.7	48	4	

## OPPONENT GAME-BY-GAME STATISTICS

Date	Opponent	Rushing				Receiving				Passing				Kick Returns				Punt Returns				tot off
		no.	yds	td	lg	no.	yds	td	lg	cmp-att-int	yds	td	lg	no.	yds	td	lg	no.	yds	td	lg	
09/03/2022	Cincinnati	31	113	1	35	26	325	2	35	26-43-1	325	2	35	1	29	0	29	2	37	0	30	438
09/10/2022	South Carolina	29	40	3	14	24	377	1	64	24-39-1	377	1	64	2	55	0	31	0	0	0	0	417
09/17/2022	Missouri St.	32	52	2	24	24	357	1	47	24-43-0	357	1	47	0	0	0	0	1	18	0	18	409
09/24/2022	vs Texas A&M	34	195	1	63	11	151	1	32	11-21-0	151	1	32	0	0	0	0	0	0	0	0	346
10/01/2022	Alabama	42	317	5	77	11	238	2	53	11-22-1	238	2	53	0	0	0	0	3	77	0	45	555
10/08/2022	at Mississippi St.	36	162	3	30	32	406	3	38	32-49-0	406	3	38	2	64	0	33	2	7	0	12	568
10/15/2022	at BYU	30	115	2	14	26	356	3	37	26-41-1	356	3	37	0	0	0	0	1	5	0	5	471
10/29/2022	at Auburn	38	183	2	41	24	285	1	49	24-33-0	285	1	49	0	0	0	0	0	0	0	0	468
11/05/2022	Liberty	38	91	0	12	15	224	3	42	15-25-1	224	3	42	1	21	0	21	1	0	0	0	315
11/12/2022	LSU	51	200	1	32	8	86	0	26	8-15-1	86	0	26	1	18	0	18	0	0	0	0	286
11/19/2022	Ole Miss	53	463	2	60	21	240	1	53	21-36-1	240	1	53	1	0	0	0	0	0	0	0	703
11/25/2022	at Missouri	39	226	2	37	16	242	1	55	16-26-0	242	1	55	0	0	0	0	0	0	0	0	468
<b>Opponents</b>		<b>453</b>	<b>2157</b>	<b>24</b>	<b>77</b>	<b>238</b>	<b>3287</b>	<b>19</b>	<b>64</b>	<b>238-393-7</b>	<b>3287</b>	<b>19</b>	<b>64</b>	<b>8</b>	<b>187</b>	<b>0</b>	<b>33</b>	<b>10</b>	<b>144</b>	<b>0</b>	<b>45</b>	<b>5444</b>
<b>Arkansas</b>		<b>553</b>	<b>2681</b>	<b>22</b>	<b>76</b>	<b>212</b>	<b>2765</b>	<b>24</b>	<b>73</b>	<b>212-328-6</b>	<b>2764</b>	<b>24</b>	<b>73</b>	<b>7</b>	<b>123</b>	<b>0</b>	<b>34</b>	<b>15</b>	<b>149</b>	<b>1</b>	<b>82</b>	<b>5445</b>

## Opponents Averages

Games	Avg/ rush	Avg/ catch	Pass effic	KR avg	PR avg	All purpose avg/game	Total offense avg/game
12	4.8	13.8	143.2	23.4	14.4	483.1	453.7

Date	Opponent	Tackles				Sacks		Fumble		Pass Defense			blkd	PAT attempts			off		
		ua	a total	tfl-yds	no-yds	ff	fr-yds	int-yds	qbh	brup	kick	kick	rush	rcv	saf	t/o	pts		
09/03/2022	Cincinnati	43	30	73	9.0-29	2-19	1	1-0	0-0	0	2	0	3-3	0	0	0	3	24	
09/10/2022	South Carolina	41	66	107	4.0-16	2-12	0	0-0	0-0	1	2	0	1-2	0	1	0	0	30	
09/17/2022	Missouri St.	27	48	75	2.0-5	0-0	2	2-0	1-1	2	0	0	3-3	0	0	0	10	27	
09/24/2022	vs Texas A&M	41	40	81	5.0-19	2-12	1	1-15	0-0	0	4	0	2-2	0	0	0	6	23	
10/01/2022	Alabama	40	52	92	9.0-44	3-24	1	1-0	0-0	0	5	0	7-7	0	0	0	0	49	
10/08/2022	at Mississippi St.	26	56	82	4.0-13	2-11	0	0-0	2-7	4	3	0	4-5	0	0	0	6	40	
10/15/2022	at BYU	42	38	80	1.0-1	0-0	1	1-0	0-0	2	5	0	3-4	0	1	0	0	35	
10/29/2022	at Auburn	45	24	69	5.0-24	3-18	1	1-0	0-0	1	3	0	3-3	0	0	0	3	27	
11/05/2022	Liberty	40	46	86	14.0-57	4-32	0	0-0	2-13	0	7	1	3-3	0	0	0	7	21	
11/12/2022	LSU	44	28	72	9.0-53	5-46	2	2-0	0-0	3	4	0	1-1	0	0	0	0	13	
11/19/2022	Ole Miss	28	44	72	8.0-21	1-11	0	0-0	0-0	1	2	0	1-1	0	1	0	0	27	
11/25/2022	at Missouri	44	16	60	10.0-41	7-36	1	1-0	1-1	0	2	1	2-2	0	0	0	3	29	
<b>Opponents</b>		<b>461</b>	<b>488</b>	<b>949</b>	<b>80.0-323</b>	<b>31-221</b>	<b>10</b>	<b>10-15</b>	<b>6-22</b>	<b>14</b>	<b>39</b>	<b>2</b>	<b>33-36</b>	<b>0</b>	<b>3</b>	<b>0</b>	<b>38</b>	<b>345</b>	
<b>Arkansas</b>		<b>408</b>	<b>414</b>	<b>822</b>	<b>72.0-298</b>	<b>39-234</b>	<b>13</b>	<b>8--1</b>	<b>7-66</b>	<b>37</b>	<b>44</b>	<b>2</b>	<b>44-44</b>	<b>1</b>	<b>0</b>	<b>2</b>	<b>43</b>	<b>368</b>	

Date	Opponent	Punting										Field Goals			Kickoffs			
		no.	yds	avg	long	blkd	tb	fc	50+	i20	md-att	long	blkd	no.	yds	avg	tb	ob
09/03/2022	Cincinnati	4	185	46.3	54	0	0	2	2	2	1-3	26	0	5	325	65.0	4	0
09/10/2022	South Carolina	3	104	34.7	44	0	0	0	0	0	1-1	28	0	5	264	52.8	3	0
09/17/2022	Missouri St.	8	380	47.5	64	0	1	3	4	3	2-2	31	0	6	371	61.8	3	0
09/24/2022	vs Texas A&M	5	218	43.6	47	0	0	2	0	1	1-2	31	0	5	325	65.0	5	0
10/01/2022	Alabama	3	137	45.7	49	0	0	2	0	1	0-1	0	0	8	515	64.4	7	0
10/08/2022	at Mississippi St.	3	131	43.7	46	0	0	0	0	1	0-1	0	0	7	452	64.6	6	0
10/15/2022	at BYU	2	86	43.0	44	0	0	1	0	1	0-0	0	0	6	375	62.5	6	0
10/29/2022	at Auburn	5	206	41.2	55	0	0	2	2	3	2-4	46	1	6	231	38.5	1	2
11/05/2022	Liberty	7	251	35.9	47	1	0	4	0	3	0-0	0	0	5	320	64.0	2	0
11/12/2022	LSU	6	261	43.5	52	0	0	2	2	1	2-2	38	0	4	256	64.0	2	1
11/19/2022	Ole Miss	2	68	34.0	37	0	0	0	0	1	2-3	45	0	4	240	60.0	2	1
11/25/2022	at Missouri	4	172	43.0	50	0	1	0	1	2	3-4	40	0	7	455	65.0	7	0
<b>Opponents</b>		<b>52</b>	<b>2199</b>	<b>42.3</b>	<b>64</b>	<b>1</b>	<b>2</b>	<b>18</b>	<b>11</b>	<b>19</b>	<b>14-23</b>	<b>46</b>	<b>1</b>	<b>68</b>	<b>4129</b>	<b>60.7</b>	<b>48</b>	<b>4</b>
<b>Arkansas</b>		<b>57</b>	<b>2275</b>	<b>39.9</b>	<b>78</b>	<b>2</b>	<b>3</b>	<b>16</b>	<b>9</b>	<b>21</b>	<b>12-15</b>	<b>51</b>	<b>0</b>	<b>68</b>	<b>4390</b>	<b>64.6</b>	<b>58</b>	<b>1</b>

## TEAM COMPARISON GAME-BY-GAME STATISTICS

Opponent	Score	Total	First Downs			Rushing	Passing		Total Offense	Return	Turn-
			Rush	Pass	Pen	Number-Yards	Comp-Att-Int	Yards	Plays-Yards	Yards	Overs
Cincinnati	31-24	23 / 24	11 / 7	11 / 15	1 / 2	45-224 / 31-113	18-26-0 / 26-43-1	223 / 325	71-447 / 74-438	72 / 66	1 / 2
South Carolina	44-30	28 / 23	20 / 5	7 / 13	1 / 5	65-295 / 29-40	18-21-0 / 24-39-1	162 / 377	86-457 / 68-417	39 / 55	0 / 3
Missouri St.	38-27	22 / 21	10 / 5	11 / 14	1 / 2	36-212 / 32-52	19-31-1 / 24-43-0	385 / 357	67-597 / 75-409	139 / 19	3 / 0
Texas A&M	21-23	24 / 16	17 / 7	7 / 7	0 / 2	54-244 / 34-195	12-19-0 / 11-21-0	171 / 151	73-415 / 55-346	-1 / 15	1 / 0
Alabama	26-49	27 / 17	14 / 9	9 / 7	4 / 1	51-187 / 42-317	17-34-0 / 11-22-1	190 / 238	85-377 / 64-555	10 / 77	1 / 1
Mississippi St.	17-40	18 / 33	11 / 10	7 / 17	0 / 6	44-241 / 36-162	10-23-2 / 32-49-0	242 / 406	67-483 / 85-568	-5 / 78	2 / 0
BYU	52-35	34 / 27	14 / 7	18 / 16	2 / 4	42-277 / 30-115	29-40-0 / 26-41-1	367 / 356	82-644 / 71-471	0 / 5	1 / 3
Auburn	41-27	23 / 20	10 / 9	11 / 11	2 / 0	47-276 / 38-183	17-25-0 / 24-33-0	244 / 285	72-520 / 71-468	0 / 0	1 / 0
Liberty	19-21	22 / 17	10 / 9	11 / 8	1 / 0	42-144 / 38-91	23-37-2 / 15-25-1	284 / 224	79-428 / 63-315	38 / 34	2 / 1
LSU	10-13	15 / 15	11 / 11	4 / 4	0 / 0	46-133 / 51-200	12-22-0 / 8-15-1	116 / 86	68-249 / 66-286	21 / 18	2 / 2
Ole Miss	42-27	24 / 32	12 / 21	9 / 8	3 / 3	43-335 / 53-463	17-22-0 / 21-36-1	168 / 240	65-503 / 89-703	13 / 0	0 / 3
Missouri	27-29	22 / 19	9 / 7	11 / 11	2 / 1	38-113 / 39-226	20-28-1 / 16-26-0	212 / 242	66-325 / 65-468	11 / 1	2 / 0
<b>Totals</b>	<b>368-345</b>	<b>282 / 264</b>	<b>149 / 107</b>	<b>116 / 131</b>	<b>17 / 26</b>	<b>553-2681 / 453-2157</b>	<b>212-328-6 / 238-393-7</b>	<b>2764 / 3287</b>	<b>881-5445 / 846-5444</b>	<b>337 / 368</b>	<b>16 / 15</b>

Opponents	3rd Down Conversion	4th Down Conversion	Time of Possession	TOP Margin	Avg Yds/Rush	Avg Yds/Pass	Avg Yds/Play	Punting Number-Avg	Penalties Number-Yards	Sacks
Cincinnati	8-16 / 8-16	0-0 / 1-1	28:36 / 31:24	-02:48	5.0 / 3.6	8.6 / 7.6	6.3 / 5.9	6-38.5 / 4-46.3	7-63.0 / 10-65.0	3 / 2
South Carolina	9-16 / 3-10	2-3 / 1-2	34:38 / 25:22	09:16	4.5 / 1.4	7.7 / 9.7	5.3 / 6.1	3-35.7 / 3-34.7	10-121.0 / 5-41.0	6 / 2
Missouri St.	5-13 / 7-18	1-2 / 1-1	24:09 / 35:51	-11:42	5.9 / 1.6	12.4 / 8.3	8.9 / 5.5	3-37.7 / 8-47.5	6-58.0 / 8-63.0	8 / 0
Texas A&M	6-15 / 4-12	2-2 / 0-0	31:30 / 29:26	02:04	4.5 / 5.7	9.0 / 7.2	5.7 / 6.3	6-36.3 / 5-43.6	3-30.0 / 9-65.0	3 / 2
Alabama	5-17 / 9-14	0-1 / 0-2	33:22 / 26:38	06:44	3.7 / 7.5	5.6 / 10.8	4.4 / 8.7	8-42.5 / 3-45.7	6-31.0 / 10-101.0	1 / 3
Mississippi St.	8-16 / 5-13	0-3 / 3-4	24:19 / 35:41	-11:22	5.5 / 4.5	10.5 / 8.3	7.2 / 6.7	4-41.0 / 3-43.7	10-84.0 / 4-45.0	0 / 2
BYU	12-15 / 7-13	0-1 / 1-3	31:13 / 28:47	02:26	6.6 / 3.8	9.2 / 8.7	7.9 / 6.6	1-62.0 / 2-43.0	7-98.0 / 4-50.0	0 / 0
Auburn	8-14 / 11-19	0-0 / 0-0	29:50 / 30:10	-00:20	5.9 / 4.8	9.8 / 8.6	7.2 / 6.6	3-43.0 / 5-41.2	10-53.0 / 7-55.0	3 / 3
Liberty	4-16 / 7-15	4-6 / 0-1	29:22 / 30:38	-01:16	3.4 / 2.4	7.7 / 9.0	5.4 / 5.0	6-44.2 / 7-35.9	6-36.0 / 3-27.0	4 / 4
LSU	6-17 / 4-14	0-2 / 1-2	27:16 / 32:44	-05:28	2.9 / 3.9	5.3 / 5.7	3.7 / 4.3	7-39.6 / 6-43.5	2-15.0 / 7-44.0	7 / 5
Ole Miss	5-12 / 7-16	0-0 / 2-3	29:50 / 30:10	-00:20	7.8 / 8.7	7.6 / 6.7	7.7 / 7.9	6-34.8 / 2-34.0	7-61.0 / 12-116.0	2 / 1
Missouri	5-12 / 5-14	0-0 / 1-1	28:19 / 31:41	-03:22	3.0 / 5.8	7.6 / 9.3	4.9 / 7.2	4-40.0 / 4-43.0	2-11.0 / 10-61.0	2 / 7
<b>Totals</b>	<b>81-179 / 77-174</b>	<b>9-20 / 11-20</b>	<b>352:24 / 368:32</b>	<b>-16:08</b>	<b>4.8 / 4.8</b>	<b>8.4 / 8.4</b>	<b>6.2 / 6.4</b>	<b>57-39.9 / 52-42.3</b>	<b>76-661.0 / 89-733.0</b>	<b>39 / 31</b>

Note: Game totals are displayed in the format TEAM/OPPONENT for each category

## ARKANSAS INDIVIDUAL STATISTICS

## Rushing

Player	gp	att	gain	loss	net	avg	td	lg	avg/g
Raheim Sanders	12	219	1470	44	1426	6.5	10	76	118.8
KJ Jefferson	10	144	685	175	510	3.5	7	26	51.0
AJ Green	12	74	322	9	313	4.2	2	19	26.1
Rashod Dubinion	12	51	198	17	181	3.5	3	14	15.1
Malik Hornsby	8	31	216	44	172	5.5	0	52	21.5
Dominique Johnson	4	8	43	0	43	5.4	0	12	10.8
Ketron Jackson Jr.	12	1	19	0	19	19.0	0	19	1.6
Cade Fortin	3	7	33	16	17	2.4	0	17	5.7
James Joiner	1	3	9	0	9	3.0	0	4	9.0
Jadon Haselwood	12	8	16	9	7	0.9	0	8	0.6
Matt Landers	12	1	6	0	6	6.0	0	6	0.5
Team	12	5	0	22	-22	-4.4	0	0	-1.8
<b>Total</b>	<b>12</b>	<b>553</b>	<b>3017</b>	<b>336</b>	<b>2681</b>	<b>4.8</b>	<b>22</b>	<b>76</b>	<b>223.4</b>
<b>Opponents</b>	<b>12</b>	<b>453</b>	<b>2486</b>	<b>329</b>	<b>2157</b>	<b>4.8</b>	<b>24</b>	<b>77</b>	<b>179.8</b>

## Passing

Player	gp	effic	comp-att-int	pct	yds	td	lg	avg/g
KJ Jefferson	10	165.3	185-271-4	68.3	2361	22	73	236.1
Cade Fortin	3	98.8	14-29-0	48.3	135	1	40	45.0
Malik Hornsby	8	128.9	13-27-2	48.1	268	1	68	33.5
Team	12	0.0	0-1-0	0.0	0	0	0	0.0
<b>Total</b>	<b>12</b>	<b>155.9</b>	<b>212-328-6</b>	<b>64.6</b>	<b>2764</b>	<b>24</b>	<b>73</b>	<b>230.3</b>
<b>Opponents</b>	<b>12</b>	<b>143.2</b>	<b>238-393-7</b>	<b>60.6</b>	<b>3287</b>	<b>19</b>	<b>64</b>	<b>273.9</b>

## Receiving

Player	gp	no.	yds	avg	td	lg	avg/g
Jadon Haselwood	12	59	702	11.9	3	68	58.5
Matt Landers	12	44	780	17.7	7	56	65.0
Raheim Sanders	12	28	271	9.7	2	73	22.6
Trey Knox	12	26	296	11.4	5	36	24.7
Ketron Jackson Jr.	12	16	277	17.3	3	64	23.1
Warren Thompson	9	12	178	14.8	2	56	19.8
Rashod Dubinion	12	9	89	9.9	1	29	7.4
Bryce Stephens	12	8	92	11.5	1	54	7.7
Hudson Henry	9	2	14	7.0	0	9	1.6
Malik Hornsby	8	2	8	4.0	0	9	1.0
Nathan Bax	10	2	5	2.5	0	5	0.5
AJ Green	12	2	45	22.5	0	30	3.8
Jaedon Wilson	7	1	2	2.0	0	2	0.3
Isaiah Sategna	3	1	10	10.0	0	10	3.3
<b>Total</b>	<b>12</b>	<b>212</b>	<b>2765</b>	<b>13.0</b>	<b>24</b>	<b>73</b>	<b>230.4</b>
<b>Opponents</b>	<b>12</b>	<b>238</b>	<b>3287</b>	<b>13.8</b>	<b>19</b>	<b>64</b>	<b>273.9</b>



## ARKANSAS INDIVIDUAL STATISTICS

## Scoring

			PAT						
Player	td	fg	kick	rush	rcv	pass	dxp	saf	pts
Cam Little	-	12-15	44-44	-	-	-	-	-	80
Raheim Sanders	12	-	-	1	-	-	-	-	74
KJ Jefferson	7	-	-	-	-	-	-	-	42
Matt Landers	7	-	-	-	-	-	-	-	42
Trey Knox	5	-	-	-	-	-	-	-	30
Rashod Dubinion	4	-	-	-	-	-	-	-	24
Jadon Haselwood	3	-	-	-	-	-	-	-	18
Ketron Jackson Jr.	3	-	-	-	-	-	-	-	18
Warren Thompson	2	-	-	-	-	-	-	-	12
AJ Green	2	-	-	-	-	-	-	-	12
Bryce Stephens	2	-	-	-	-	-	-	-	12
Total	47	12-15	44-44	1	0	0	0	2	368
Opponents	44	14-23	33-36	0	3	3	0	0	345

## Total Offense

Player	g	plays	rush	pass	total	avg/g
KJ Jefferson	10	415	510	2361	2871	287.1
Raheim Sanders	12	219	1426	0	1426	118.8
Malik Hornsby	8	58	172	268	440	55.0
AJ Green	12	74	313	0	313	26.1
Rashod Dubinion	12	51	181	0	181	15.1
Cade Fortin	3	36	17	135	152	50.7
Dominique Johnson	4	8	43	0	43	10.8
Ketron Jackson Jr.	12	1	19	0	19	1.6
James Jointer	1	3	9	0	9	9.0
Jadon Haselwood	12	8	7	0	7	0.6
Matt Landers	12	1	6	0	6	0.5
Team	12	0	-22	0	-22	-1.8
<b>Total</b>	<b>12</b>	<b>881</b>	<b>2681</b>	<b>2764</b>	<b>5445</b>	<b>453.8</b>
<b>Opponents</b>	<b>12</b>	<b>846</b>	<b>2157</b>	<b>3287</b>	<b>5444</b>	<b>453.7</b>

## Field Goals

Player	fg	pct.	01-19	20-29	30-39	40-49	50-99	lg	blk
Cam Little	12-15	80.0	0-0	5-5	4-4	1-3	2-3	51	0
<b>Opponents</b>	<b>14-23</b>	<b>60.9</b>	<b>0-0</b>	<b>7-8</b>	<b>4-5</b>	<b>3-6</b>	<b>0-4</b>	<b>46</b>	<b>1</b>

## FG Sequence

Team Name	Arkansas	Opponents
Cincinnati	(32)	25,48,(26)
South Carolina	50	(28)
Missouri St.	(27)	(28),(31)
Texas A&M	42	(31),53
Alabama	(22),(34)	53
Mississippi St.	(51)	40
BYU	(34)	
Auburn	(27),(37)	46,(46),(24),52
Liberty	(50)	
LSU	(28)	(38),(29)
Ole Miss	47	(45),39,(32)
Missouri	(46),(20)	(40),(27),(29),55

Numbers in parentheses indicate field goal was made

## Punting

Player	no.	yds	avg	lg	tb	fc	i20	50+	blk
Max Fletcher	32	1202	37.6	51	1	11	12	3	0
Reid Bauer	23	1025	44.6	78	2	5	9	6	0
Team	2	48	24.0	0	0	0	0	0	2
<b>Total</b>	<b>57</b>	<b>2275</b>	<b>39.9</b>	<b>78</b>	<b>3</b>	<b>16</b>	<b>21</b>	<b>9</b>	<b>2</b>
<b>Opponents</b>	<b>52</b>	<b>2199</b>	<b>42.3</b>	<b>64</b>	<b>2</b>	<b>18</b>	<b>19</b>	<b>11</b>	<b>1</b>

## Kickoffs

Player	no.	yds	avg	tb	ob	retn	net	ydl
Jake Bates	68	4390	64.6	58	1			
<b>Total</b>	<b>68</b>	<b>4390</b>	<b>64.6</b>	<b>58</b>	<b>1</b>	<b>8</b>	<b>40</b>	<b>25</b>
<b>Opponents</b>	<b>68</b>	<b>4129</b>	<b>60.7</b>	<b>48</b>	<b>4</b>	<b>9</b>	<b>38.4</b>	<b>26</b>

## GAME-BY-GAME OFFENSIVE LINE SNAPS

Player	Total	CIN	SC	MSU	A&M	ALA	MSU	BYU	AUB	LIB	LSU	OM	MIZ
Brady Latham	898	73	88	67	73	89	67	85	70	82	69	68	67
Ricky Stromberg	898	73	88	67	73	89	67	85	70	82	69	68	67
Beaux Limmer	898	73	88	67	73	89	61	85	76	82	69	68	67
Luke Jones	886	73	88	67	73	89	64	85	70	82	69	68	58
Dalton Wagner	817	73	79	67	73	89	67	85	70	82	-	65	67
Ty'Kieast Crawford	105	0	9	0	0	0	9	-	6	0	69	3	9
E'Marion Harris	6	-	-	-	-	-	-	-	6	-	-	-	-
Devon Manuel	6	-	-	-	-	-	-	-	6	-	-	-	-
Jalen St. John	6	0	0	0	0	0	0	0	6	0	-	-	-
Patrick Kutas	1	0	0	0	0	1	0	0	0	0	0	0	-

## ARKANSAS INDIVIDUAL STATISTICS

## All Purpose

Player	g	rush	rcv	pr	kr	ir	total	avg/g
Raheim Sanders	12	1426	271	0	0	0	1697	141.4
Matt Landers	12	6	780	0	0	0	786	65.5
Jadon Haselwood	12	7	702	0	0	0	709	59.1
KJ Jefferson	10	510	0	0	0	0	510	51.0
AJ Green	12	313	45	0	89	0	447	37.3
Trey Knox	12	0	296	0	0	0	296	24.7
Ketron Jackson Jr.	12	19	277	0	0	0	296	24.7
Rashod Dubinion	12	181	89	0	0	0	270	22.5
Bryce Stephens	12	0	92	149	0	0	241	20.1
Malik Hornsby	8	172	8	0	0	0	180	22.5
Warren Thompson	9	0	178	0	0	0	178	19.8
Dwight McGlothern	12	0	0	0	0	48	48	4.0
Dominique Johnson	4	43	0	0	0	0	43	10.8
Bumper Pool	11	0	0	0	34	0	34	3.1
Cade Fortin	3	17	0	0	0	0	17	5.7
Hudson Henry	9	0	14	0	0	0	14	1.6
Drew Sanders	12	0	0	0	0	13	13	1.1
Isaiah Sategna	3	0	10	0	0	0	10	3.3
James Jointer	1	9	0	0	0	0	9	9.0
Nathan Bax	10	0	5	0	0	0	5	0.5
Latavious Brini	12	0	0	0	0	5	5	0.4
Jaedon Wilson	7	0	2	0	0	0	2	0.3
Ricky Stromberg	12	0	-4	0	0	0	-4	-0.3
Team	12	-22	0	0	0	0	-22	-1.8
<b>Total</b>	<b>12</b>	<b>2681</b>	<b>2765</b>	<b>149</b>	<b>123</b>	<b>66</b>	<b>5784</b>	<b>482.0</b>
<b>Opponents</b>	<b>12</b>	<b>2157</b>	<b>3287</b>	<b>144</b>	<b>187</b>	<b>22</b>	<b>5797</b>	<b>483.1</b>

## Punt Returns

Player	no.	yds	avg	td	lg
Bryce Stephens	15	149	9.9	1	82
<b>Total</b>	<b>15</b>	<b>149</b>	<b>9.9</b>	<b>1</b>	<b>82</b>
<b>Opponents</b>	<b>10</b>	<b>144</b>	<b>14.4</b>	<b>0</b>	<b>45</b>

## Interceptions

Player	no.	yds	avg	td	lg
Dwight McGlothern	3	48	16.0	0	51
Hudson Clark	1	0	0.0	0	0
Latavious Brini	1	5	5.0	0	5
Drew Sanders	1	13	13.0	0	13
Quincey McAdoo	1	0	0.0	0	0
<b>Total</b>	<b>7</b>	<b>66</b>	<b>9.4</b>	<b>0</b>	<b>51</b>
<b>Opponents</b>	<b>6</b>	<b>22</b>	<b>3.7</b>	<b>0</b>	<b>13</b>

## Kick Returns

Player	no.	yds	avg	td	lg
AJ Green	6	89	14.8	0	34
Bumper Pool	1	34	34.0	0	34
<b>Total</b>	<b>7</b>	<b>123</b>	<b>17.6</b>	<b>0</b>	<b>34</b>
<b>Opponents</b>	<b>8</b>	<b>187</b>	<b>23.4</b>	<b>0</b>	<b>33</b>

## Fumble Returns

Player	no.	yds	avg	td	lg
Latavious Brini	2	2	1.0	0	2
Jordan Domineck	1	2	2.0	0	2
Dwight McGlothern	1	0	0.0	0	0
Drew Sanders	1	0	0.0	0	0
Chris Paul Jr.	1	0	0.0	0	0
Hudson Clark	2	-5	-2.5	0	0
<b>Total</b>	<b>8</b>	<b>-1</b>	<b>-0.1</b>	<b>0</b>	<b>2</b>
<b>Opponents</b>	<b>10</b>	<b>15</b>	<b>1.5</b>	<b>1</b>	<b>15</b>

## ARKANSAS DEFENSIVE STATISTICS

##	Player	gp	Tackles				Sacks	Pass defense			Fumbles		blkd	
			ua	a	tot	tfl/yds	no-yds	int-yds	brup	qbh	fr-yds	ff	kick	saf
42	Drew Sanders	12	40	63	103	13.5-51	9.5-45	1-13	5	6	1-0	3	.	.
10	Bumper Pool	11	37	55	92	4.5-20	2-16	.	3	5	.	.	.	.
15	Simeon Blair	12	36	30	66	1-1	.	.	5	.	.	.	.	.
17	Hudson Clark	12	30	33	63	4-9	.	1-0	11	.	2--5	2	.	.
7	Latavious Brini	12	31	21	52	4-8	.	1-5	1	1	2-2	1	.	.
27	Chris Paul Jr.	12	31	19	50	8-38	4-31	.	.	2	1-0	1	.	.
3	Dwight McGlothorn	12	37	5	42	.	.	3-48	9	.	1-0	2	.	.
8	Jayden Johnson	11	17	17	34	2.5-13	1.5-8	.	.	3	.	1	.	.
56	Zach Williams	12	11	21	32	6.5-35	4.5-32	.	.	6	.	.	.	.
14	Jordan Domineck	12	16	15	31	7.5-48	6.5-46	.	.	.	1-2	2	.	.
2	Myles Slusher	6	18	10	28	5-13	2-6	.	1	2	.	.	.	.
5	Cameron Ball	12	7	21	28	1.5-3	.	.	.	1	.	.	.	.
19	Khari Johnson	10	10	15	25	.	.	.	1	.	.	.	.	.
99	Terry Hampton	12	6	17	23	2.5-9	1-7	.	1	.	.	.	.	.
24	Quincey McAdoo	8	15	6	21	1-1	1-1	1-0	4	.	.	.	1	.
40	Landon Jackson	12	9	12	21	3-23	3-23	.	1	2	.	1	1	.
50	Eric Gregory	12	8	11	19	4-14	2-11	.	.	4	.	.	.	.
33	Isaiah Nichols	12	8	8	16	1-4	.	.	1	2	.	.	.	.
18	Trent Gordon	12	7	7	14	.	.	.	.	.	.	.	.	.
4	Malik Chavis	11	6	8	14	.	.	.	.	.	.	.	.	.
58	Jashaud Stewart	9	7	5	12	2.5-8	2-8	.	1	1	.	.	.	.
1	Jalen Catalon	1	5	3	8	.	.	.	.	1	.	.	.	.
36	Jordan Crook	12	4	1	5	.	.	.	.	.	.	.	.	.
45	Jackson Woodard	12	3	2	5	.	.	.	.	.	.	.	.	.
23	Dorian Gerald	8	2	2	4	.	.	.	.	1	.	.	.	.
37	Eric Thomas Jr.	11	.	2	2	.	.	.	.	.	.	.	.	.
14	Bryce Stephens	12	1	1	2	.	.	.	.	.	.	.	.	.
48	Eli Stein	11	2	.	2	.	.	.	.	.	.	.	.	.
11	LaDarrius Bishop	2	1	1	2	.	.	.	.	.	.	.	.	.
31	Max Fletcher	8	1	.	1	.	.	.	.	.	.	.	.	.
16	Keuan Parker	5	.	1	1	.	.	.	.	.	.	.	.	.
6	Jacorrei Turner	12	.	1	1	.	.	.	.	.	.	.	.	.
11	Sam Mbake	8	1	.	1	.	.	.	.	.	.	.	.	.
0	AJ Green	12	1	.	1	.	.	.	.	.	.	.	.	.
89	Nathan Bax	10	.	1	1	.	.	.	.	.	.	.	.	.
<b>Totals</b>		<b>12</b>	<b>408</b>	<b>414</b>	<b>822</b>	<b>72-298</b>	<b>39-234</b>	<b>7-66</b>	<b>44</b>	<b>37</b>	<b>8--1</b>	<b>13</b>	<b>2</b>	<b>2</b>
Opponents		12	461	488	949	80-323	31-221	6-22	39	14	10-15	10	2	0



## ARKANSAS INDIVIDUAL GAME HIGHS

RUSHES	24	Raheim Sanders vs Ole Miss (11/19/2022)
	24	Raheim Sanders vs South Carolina (09/10/2022)
YARDS RUSHING	232	Raheim Sanders vs Ole Miss (11/19/2022)
TD RUSHES	3	Raheim Sanders vs Ole Miss (11/19/2022)
LONG RUSH	76	Raheim Sanders at Auburn (10/29/2022)
PASS ATTEMPTS	40	KJ Jefferson at BYU (10/15/2022)
PASS COMPLETIONS	29	KJ Jefferson at BYU (10/15/2022)
YARDS PASSING	385	KJ Jefferson vs Missouri St. (09/17/2022)
TD PASSES	5	KJ Jefferson at BYU (10/15/2022)
LONG PASS	73	KJ Jefferson vs Missouri St. (09/17/2022)
RECEPTIONS	8	Jadon Haselwood vs Liberty (11/05/2022)
	8	Matt Landers at BYU (10/15/2022)
YARDS RECEIVING	123	Matt Landers vs Missouri St. (09/17/2022)
TD RECEPTIONS	3	Matt Landers at BYU (10/15/2022)
LONG RECEPTION	73	Raheim Sanders vs Missouri St. (09/17/2022)
PUNTS	8	Max Fletcher vs Alabama (10/01/2022)
PUNTING AVG	62.0	Reid Bauer at BYU (10/15/2022)
LONG PUNT	78	Reid Bauer at Auburn (10/29/2022)
PUNTS INSIDE 20	4	Max Fletcher vs Ole Miss (11/19/2022)
LONG PUNT RETURN	82	Bryce Stephens vs Missouri St. (09/17/2022)
LONG KICKOFF RETURN	34	AJ Green vs Missouri St. (09/17/2022)
	34	Bumper Pool vs South Carolina (09/10/2022)
TACKLES	16	Drew Sanders at Mississippi St. (10/08/2022)
SACKS	2.5	Jordan Domineck vs Missouri St. (09/17/2022)
TACKLES FOR LOSS	3.5	Drew Sanders vs Liberty (11/05/2022)

## ARKANSAS TEAM GAME HIGHS

RUSHES	65	South Carolina (09/10/2022)
YARDS RUSHING	335	Ole Miss (11/19/2022)
YARDS PER RUSH	7.8	Ole Miss (11/19/2022)
TD RUSHES	5	South Carolina (09/10/2022)
PASS ATTEMPTS	40	at BYU (10/15/2022)
PASS COMPLETIONS	29	at BYU (10/15/2022)
YARDS PASSING	385	Missouri St. (09/17/2022)
YARDS PER PASS	12.4	Missouri St. (09/17/2022)
TD PASSES	5	at BYU (10/15/2022)
TOTAL PLAYS	86	South Carolina (09/10/2022)
TOTAL OFFENSE	644	at BYU (10/15/2022)
YARDS PER PLAY	8.9	Missouri St. (09/17/2022)
POINTS	52	at BYU (10/15/2022)
SACKS BY	8	Missouri St. (09/17/2022)
FIRST DOWNS	34	at BYU (10/15/2022)
PENALTIES	10	at Mississippi St. (10/08/2022)
	10	at Auburn (10/29/2022)
	10	South Carolina (09/10/2022)
PENALTY YARDS	121	South Carolina (09/10/2022)
TURNOVERS	3	Missouri St. (09/17/2022)
PUNTS	8	Alabama (10/01/2022)
PUNTING AVG	62.0	at BYU (10/15/2022)
LONG PUNT	78	at Auburn (10/29/2022)
PUNTS INSIDE 20	5	Ole Miss (11/19/2022)
LONG PUNT RETURN	82	Missouri St. (09/17/2022)

## OPPONENT INDIVIDUAL GAME HIGHS

<b>RUSHES</b>	24	Quinshon Judkins vs Ole Miss (11/19/2022)	<b>INTERCEPTIONS</b>	1	Daylan Carnell at Missouri (11/25/2022)
<b>YARDS RUSHING</b>	214	Quinshon Judkins vs Ole Miss (11/19/2022)		1	Daijahn Anthony vs Liberty (11/05/2022)
<b>TD RUSHES</b>	2	Puka Nacua at BYU (10/15/2022)		1	Robert Rahimi vs Liberty (11/05/2022)
	2	Dillon Johnson at Mississippi St. (10/08/2022)		1	Emmanuel Forbes at Mississippi St. (10/08/2022)
	2	Jahmyr Gibbs vs Alabama (10/01/2022)		1	Jackie Matthews at Mississippi St. (10/08/2022)
<b>LONG RUSH</b>	77	Jalen Milroe vs Alabama (10/01/2022)		1	Tahj Chambers vs Missouri St. (09/17/2022)
<b>PASS ATTEMPTS</b>	49	Will Rogers at Mississippi St. (10/08/2022)			
<b>PASS COMPLETIONS</b>	32	Will Rogers at Mississippi St. (10/08/2022)			
<b>YARDS PASSING</b>	406	Will Rogers at Mississippi St. (10/08/2022)			
<b>TD PASSES</b>	3	Johnathan Bennett vs Liberty (11/05/2022)			
	3	Jaren Hall at BYU (10/15/2022)			
	3	Will Rogers at Mississippi St. (10/08/2022)			
<b>LONG PASS</b>	64	Spencer Rattler vs South Carolina (09/10/2022)			
<b>RECEPTIONS</b>	11	Jo'quavius Marks at Mississippi St. (10/08/2022)			
<b>YARDS RECEIVING</b>	189	Antwane Wells Jr. vs South Carolina (09/10/2022)			
<b>TD RECEPTIONS</b>	1	Luther Burden at Missouri (11/25/2022)			
	1	Malik Heath vs Ole Miss (11/19/2022)			
	1	Demario Douglas vs Liberty (11/05/2022)			
	1	Noah Frith vs Liberty (11/05/2022)			
	1	Treon Sibley vs Liberty (11/05/2022)			
	1	Camden Brown at Auburn (10/29/2022)			
	1	Puka Nacua at BYU (10/15/2022)			
	1	Isaac Rex at BYU (10/15/2022)			
	1	Kody Epps at BYU (10/15/2022)			
	1	Caleb Ducking at Mississippi St. (10/08/2022)			
	1	Austin Williams at Mississippi St. (10/08/2022)			
	1	Jaden Walley at Mississippi St. (10/08/2022)			
	1	JoJo Earle vs Alabama (10/01/2022)			
	1	Kobe Prentice vs Alabama (10/01/2022)			
	1	Evan Stewart vs Texas A&M (N) (09/24/2022)			
	1	Ty Scott vs Missouri St. (09/17/2022)			
	1	Antwane Wells Jr. vs South Carolina (09/10/2022)			
	1	Leonard Taylor vs Cincinnati (09/03/2022)			
	1	Nick Mardner vs Cincinnati (09/03/2022)			
<b>LONG RECEPTION</b>	64	Antwane Wells Jr. vs South Carolina (09/10/2022)			
<b>FIELD GOALS</b>	3	Harrison Mevis at Missouri (11/25/2022)			
<b>LONG FIELD GOALS</b>	46	Anders Carlson at Auburn (10/29/2022)			
<b>PUNTS</b>	8	Grant Burkett vs Missouri St. (09/17/2022)			
<b>PUNTING AVG</b>	47.5	Grant Burkett vs Missouri St. (09/17/2022)			
<b>LONG PUNT</b>	64	Grant Burkett vs Missouri St. (09/17/2022)			
<b>PUNTS INSIDE 20</b>	3	Aidan Alves vs Liberty (11/05/2022)			
	3	Oscar Chapman at Auburn (10/29/2022)			
	3	Grant Burkett vs Missouri St. (09/17/2022)			
<b>LONG PUNT RETURN</b>	45	Kool-Aid McKinstry vs Alabama (10/01/2022)			
<b>LONG KICKOFF RETURN</b>	33	Lideatrick Griffin at Mississippi St. (10/08/2022)			
<b>TACKLES</b>	13	Antonio Johnson vs Texas A&M (N) (09/24/2022)			
<b>SACKS</b>	3	Harold Perkins Jr. vs LSU (11/12/2022)			
<b>TACKLES FOR LOSS</b>	3.5	Durrell Johnson vs Liberty (11/05/2022)			
	3.5	Ivan Pace Jr. vs Cincinnati (09/03/2022)			

## OPPONENT TEAM GAME HIGHS

<b>RUSHES</b>	53	Ole Miss (11/19/2022)
<b>YARDS RUSHING</b>	463	Ole Miss (11/19/2022)
<b>YARDS PER RUSH</b>	8.7	Ole Miss (11/19/2022)
<b>TD RUSHES</b>	5	Alabama (10/01/2022)
<b>PASS ATTEMPTS</b>	49	at Mississippi St. (10/08/2022)
<b>PASS COMPLETIONS</b>	32	at Mississippi St. (10/08/2022)
<b>YARDS PASSING</b>	406	at Mississippi St. (10/08/2022)
<b>YARDS PER PASS</b>	10.8	Alabama (10/01/2022)
<b>TD PASSES</b>	3	Liberty (11/05/2022)
	3	at BYU (10/15/2022)
	3	at Mississippi St. (10/08/2022)
<b>TOTAL PLAYS</b>	89	Ole Miss (11/19/2022)
<b>TOTAL OFFENSE</b>	703	Ole Miss (11/19/2022)
<b>YARDS PER PLAY</b>	8.7	Alabama (10/01/2022)
<b>POINTS</b>	49	Alabama (10/01/2022)
<b>SACKS BY</b>	7	at Missouri (11/25/2022)
<b>FIRST DOWNS</b>	33	at Mississippi St. (10/08/2022)
<b>PENALTIES</b>	12	Ole Miss (11/19/2022)
<b>PENALTY YARDS</b>	116	Ole Miss (11/19/2022)
<b>TURNOVERS</b>	3	Ole Miss (11/19/2022)
	3	at BYU (10/15/2022)
	3	South Carolina (09/10/2022)
<b>PUNTS</b>	8	Missouri St. (09/17/2022)
<b>PUNTING AVG</b>	47.5	Missouri St. (09/17/2022)
<b>LONG PUNT</b>	64	Missouri St. (09/17/2022)
<b>PUNTS INSIDE 20</b>	3	Liberty (11/05/2022)
	3	at Auburn (10/29/2022)
	3	Missouri St. (09/17/2022)
<b>LONG PUNT RETURN</b>	45	Alabama (10/01/2022)

## ARKANSAS 3RD-DOWN CONVERSIONS

Date	Opponent	Score	Overall	1st Qtr	2nd Qtr	3rd Qtr	4th Qtr	Overtime
09/03/2022	Cincinnati	W 31-24	8-16 50.0	0-2 0.0	4-7 57.1	2-3 66.7	2-4 50.0	0-0 0.0
09/10/2022	South Carolina	W 44-30	9-16 56.3	3-4 75.0	1-3 33.3	3-5 60.0	2-4 50.0	0-0 0.0
09/17/2022	Missouri St.	W 38-27	5-13 38.5	0-2 0.0	2-4 50.0	2-6 33.3	1-1 100.0	0-0 0.0
09/24/2022	vs Texas A&M	L 21-23	6-15 40.0	2-4 50.0	2-5 40.0	0-2 0.0	2-4 50.0	0-0 0.0
10/01/2022	Alabama	L 26-49	5-17 29.4	0-3 0.0	1-3 33.3	3-5 60.0	1-6 16.7	0-0 0.0
10/08/2022	at Mississippi St.	L 17-40	8-16 50.0	2-4 50.0	1-3 33.3	3-5 60.0	2-4 50.0	0-0 0.0
10/15/2022	at BYU	W 52-35	12-15 80.0	2-3 66.7	5-6 83.3	3-3 100.0	2-3 66.7	0-0 0.0
10/29/2022	at Auburn	W 41-27	8-14 57.1	1-3 33.3	2-5 40.0	4-4 100.0	1-2 50.0	0-0 0.0
11/05/2022	Liberty	L 19-21	4-16 25.0	0-4 0.0	1-3 33.3	3-5 60.0	0-4 0.0	0-0 0.0
11/12/2022	LSU	L 10-13	6-17 35.3	1-4 25.0	1-4 25.0	3-6 50.0	1-3 33.3	0-0 0.0
11/19/2022	Ole Miss	W 42-27	5-12 41.7	3-4 75.0	2-3 66.7	0-2 0.0	0-3 0.0	0-0 0.0
11/25/2022	at Missouri	L 27-29	5-12 41.7	0-2 0.0	4-4 100.0	1-3 33.3	0-3 0.0	0-0 0.0
<b>Arkansas</b>			<b>81-179 45.3</b>	<b>14-39 35.9</b>	<b>26-50 52.0</b>	<b>27-49 55.1</b>	<b>14-41 34.1</b>	<b>0-0 0.0</b>
<b>Opponents</b>			<b>77-174 44.3</b>	<b>23-47 48.9</b>	<b>18-47 38.3</b>	<b>18-40 45.0</b>	<b>18-40 45.0</b>	<b>0-0 0.0</b>

## ARKANSAS 4TH-DOWN CONVERSIONS

Date	Opponent	Score	Overall	1st Qtr	2nd Qtr	3rd Qtr	4th Qtr	Overtime
09/03/2022	Cincinnati	W 31-24	0-0 0.0	0-0 0.0	0-0 0.0	0-0 0.0	0-0 0.0	0-0 0.0
09/10/2022	South Carolina	W 44-30	2-3 66.7	1-1 100.0	1-1 100.0	0-1 0.0	0-0 0.0	0-0 0.0
09/17/2022	Missouri St.	W 38-27	1-2 50.0	1-1 100.0	0-1 0.0	0-0 0.0	0-0 0.0	0-0 0.0
09/24/2022	vs Texas A&M	L 21-23	2-2 100.0	0-0 0.0	1-1 100.0	0-0 0.0	1-1 100.0	0-0 0.0
10/01/2022	Alabama	L 26-49	0-1 0.0	0-0 0.0	0-0 0.0	0-0 0.0	0-1 0.0	0-0 0.0
10/08/2022	at Mississippi St.	L 17-40	0-3 0.0	0-1 0.0	0-0 0.0	0-1 0.0	0-1 0.0	0-0 0.0
10/15/2022	at BYU	W 52-35	0-1 0.0	0-0 0.0	0-0 0.0	0-0 0.0	0-1 0.0	0-0 0.0
10/29/2022	at Auburn	W 41-27	0-0 0.0	0-0 0.0	0-0 0.0	0-0 0.0	0-0 0.0	0-0 0.0
11/05/2022	Liberty	L 19-21	4-6 66.7	0-0 0.0	0-1 0.0	1-1 100.0	3-4 75.0	0-0 0.0
11/12/2022	LSU	L 10-13	0-2 0.0	0-1 0.0	0-0 0.0	0-1 0.0	0-0 0.0	0-0 0.0
11/19/2022	Ole Miss	W 42-27	0-0 0.0	0-0 0.0	0-0 0.0	0-0 0.0	0-0 0.0	0-0 0.0
11/25/2022	at Missouri	L 27-29	0-0 0.0	0-0 0.0	0-0 0.0	0-0 0.0	0-0 0.0	0-0 0.0
<b>Arkansas</b>			<b>9-20 45.0</b>	<b>2-4 50.0</b>	<b>2-4 50.0</b>	<b>1-4 25.0</b>	<b>4-8 50.0</b>	<b>0-0 0.0</b>
<b>Opponents</b>			<b>11-20 55.0</b>	<b>2-2 100.0</b>	<b>5-8 62.5</b>	<b>3-6 50.0</b>	<b>1-4 25.0</b>	<b>0-0 0.0</b>

## ARKANSAS TIME OF POSSESSION

Date	Opponent	Score	Overall	1st Qtr	2nd Qtr	3rd Qtr	4th Qtr	Overtime
09/03/2022	Cincinnati	W 31-24	28:36	04:19	08:36	06:27	09:14	00:00
09/10/2022	South Carolina	W 44-30	34:38	05:38	11:03	05:11	12:46	00:00
09/17/2022	Missouri St.	W 38-27	24:09	03:40	06:08	08:10	06:11	00:00
09/24/2022	vs Texas A&M	L 21-23	31:30	07:30	10:51	03:20	09:49	00:00
10/01/2022	Alabama	L 26-49	33:22	06:46	06:38	10:28	09:30	00:00
10/08/2022	at Mississippi St.	L 17-40	24:19	04:39	05:03	06:56	07:41	00:00
10/15/2022	at BYU	W 52-35	31:13	05:56	10:15	04:31	10:31	00:00
10/29/2022	at Auburn	W 41-27	29:50	05:14	08:20	06:01	10:15	00:00
11/05/2022	Liberty	L 19-21	29:22	06:47	05:54	03:08	13:33	00:00
11/12/2022	LSU	L 10-13	27:16	06:45	05:37	07:18	07:36	00:00
11/19/2022	Ole Miss	W 42-27	29:50	05:22	08:33	07:33	08:22	00:00
11/25/2022	at Missouri	L 27-29	28:19	07:40	09:31	05:07	06:01	00:00
<b>Arkansas</b>			<b>Total 352:24</b>	<b>70:16</b>	<b>96:29</b>	<b>74:10</b>	<b>111:29</b>	<b>00:00</b>
			<b>Avg. 29:22</b>	<b>05:51</b>	<b>08:02</b>	<b>06:11</b>	<b>09:17</b>	<b>00:00</b>
<b>Opponents</b>			<b>Total 368:32</b>	<b>95:01</b>	<b>99:10</b>	<b>81:38</b>	<b>92:43</b>	<b>00:00</b>
			<b>Avg. 30:43</b>	<b>07:55</b>	<b>08:16</b>	<b>06:48</b>	<b>07:44</b>	<b>00:00</b>



## ARKANSAS PASSING GAME-BY-GAME STATISTICS

#1 KJ Jefferson	Comp	Att	Int	Pct	Yards	TD	Long	Sacked	Effic.
Cincinnati	18	26	0	69.2	223	3	32	2-19	179.4
South Carolina	18	21	0	85.7	162	1	23	2-12	166.2
Missouri St.	19	31	1	61.3	385	2	73	0-0	180.5
Texas A&M	12	19	0	63.2	171	2	56	1-7	173.5
Alabama	13	24	0	54.2	155	1	36	3-24	122.2
BYU	29	40	0	72.5	367	5	39	0-0	190.8
Auburn	16	24	0	66.7	234	1	56	3-18	162.3
Liberty	23	37	2	62.2	284	2	36	4-32	133.7
Ole Miss	17	22	0	77.3	168	3	23	1-11	186.4
Missouri	20	27	1	74.1	212	2	37	7-36	157.1
<b>Totals</b>	<b>185</b>	<b>271</b>	<b>4</b>	<b>68.3</b>	<b>2361</b>	<b>22</b>	<b>73</b>	<b>23-159</b>	<b>165.3</b>

#4 Malik Hornsby	Comp	Att	Int	Pct	Yards	TD	Long	Sacked	Effic.
Mississippi St.	8	17	2	47.1	234	1	68	1-2	158.6
Auburn	1	1	0	100.0	10	0	10	0-0	184.0
LSU	4	9	0	44.4	24	0	11	4-39	66.8
<b>Totals</b>	<b>13</b>	<b>27</b>	<b>2</b>	<b>48.1</b>	<b>268</b>	<b>1</b>	<b>68</b>	<b>5-41</b>	<b>128.9</b>

#10 Cade Fortin	Comp	Att	Int	Pct	Yards	TD	Long	Sacked	Effic.
Alabama	4	10	0	40.0	35	0	16	0-0	69.4
Mississippi St.	2	6	0	33.3	8	0	6	1-9	44.5
LSU	8	13	0	61.5	92	1	40	1-7	146.4
<b>Totals</b>	<b>14</b>	<b>29</b>	<b>0</b>	<b>48.3</b>	<b>135</b>	<b>1</b>	<b>40</b>	<b>2-16</b>	<b>98.8</b>

## ARKANSAS RUSHING/RECEIVING GAME-BY-GAME STATISTICS

## Rushing

Player	No-Yds/TD	UC	USC	MOST	TA&M	Bama	MSU	BYU	AUB	Lib	LSU	OM	MIZ
Raheim Sanders	219-1426/10	20-117/0	24-156/2	22-167/1	17-68/0	22-101/1	20-86/1	15-175/2	16-171/0	17-60/0	12-46/0	24-232/3	10-47/0
KJ Jefferson	144-510/7	18-62/1	19-67/1	9-40/1	18-105/1	17-38/0	DNP	10-32/0	10-45/2	16-36/0	DNP	8-47/0	19-38/1
AJ Green	74-313/2	3-18/0	9-43/1	2-2/0	9-36/0	5-18/1	6-14/0	11-51/0	10-25/0	6-56/0	7-31/0	5-16/0	1-3/0
Rashod Dubinion	51-181/3	2-16/0	8-15/1	2-6/0	2-17/0	4-10/0	7-28/0	4-16/0	5-11/2	2-6/0	3-2/0	6-40/0	6-26/0
Malik Hornsby	31-172/0	1-13/0	1-8/0	DNP	1-0/0	DNP	8-114/0	1-0/0	1-0/0	DNP	18-37/0	DNP	-
Dominique Johnson	8-43/0	DNP	DNP	DNP	5-32/0	2-11/0	1-0/0	-	DNP	DNP	DNP	DNP	DNP
Jadon Haselwood	8-7/0	1-2/0	2-5/0	-	1-5/0	-	1-8/0	1-3/0	-	1-2/0	1-0/0	-	-
Cade Fortin	7-17/0	DNP	DNP	DNP	DNP	1-9/0	1-9/0	DNP	DNP	DNP	5-17/0	DNP	DNP
James Jinter	3-9/0	DNP	DNP	DNP	DNP	DNP	DNP	DNP	3-9/0	DNP	DNP	DNP	DNP
Ketron Jackson Jr.	1-19/0	-	-	-	-	-	-	-	1-19/0	-	-	-	-
Matt Landers	1-6/0	-	1-6/0	-	-	-	-	-	-	-	-	-	-
Trey Knox	1-0/0	-	-	-	-	-	-	-	-	-	-	-	1-0/0

## Receiving

Player	No-Yds/TD	UC	USC	MOST	TA&M	Bama	MSU	BYU	AUB	Lib	LSU	OM	MIZ
Jadon Haselwood	59-702/3	3-42/1	5-30/0	5-86/1	5-56/0	6-37/0	3-113/0	4-42/0	5-61/1	8-86/0	5-39/0	3-36/0	7-74/0
Matt Landers	44-780/7	3-43/0	4-45/0	7-123/0	1-19/0	2-31/0	-	8-99/3	4-115/0	6-119/0	2-69/1	3-38/2	4-79/1
Raheim Sanders	28-271/2	3-12/0	3-30/0	2-75/1	-	2-19/0	4-49/0	1-4/0	1-6/0	2-25/0	2-0/0	5-29/0	3-22/1
Trey Knox	26-296/5	6-75/2	1-5/0	3-30/0	1-8/0	1-36/0	-	4-66/1	1-0/0	2-13/2	-	3-34/0	4-29/0
Ketron Jackson Jr.	16-277/3	-	1-7/0	1-64/0	1-32/1	4-48/1	1-21/0	3-55/0	1-7/0	-	1-4/0	2-32/1	1-7/0
Warren Thompson	12-178/2	2-22/0	3-36/1	1-7/0	2-57/1	DNP	-	1-7/0	1-29/0	2-20/0	-	DNP	DNP
Rashod Dubinion	9-89/1	1-29/0	-	-	-	1-14/0	-	4-40/1	-	-	1-1/0	1-1/0	1-6/0
Bryce Stephens	8-92/1	-	-	-	-	-	2-59/1	1-7/0	2-11/0	2-12/0	1-3/0	-	-
AJ Green	2-45/0	-	-	-	-	-	-	2-45/0	-	-	-	-	-
Hudson Henry	2-14/0	DNP	-	DNP	DNP	-	-	-	1-5/0	1-9/0	-	-	-
Malik Hornsby	2-8/0	-	1-9/0	DNP	1-1/0	DNP	-	-	-	DNP	-	DNP	-
Nathan Bax	2-5/0	-	-	-	1-0/0	1-5/0	-	-	-	DNP	DNP	-	-
Isaiah Sategna	1-10/0	DNP	DNP	DNP	DNP	DNP	DNP	-	1-10/0	DNP	DNP	DNP	-
Jaedon Wilson	1-2/0	DNP	-	-	DNP	-	-	1-2/0	-	DNP	DNP	-	DNP

## ARKANSAS RETURNS GAME-BY-GAME STATISTICS

## Punt Returns

Player	No-Yds	UC	USC	MOST	TA&M	Bama	MSU	BYU	AUB	Lib	LSU	OM	MIZ
Bryce Stephens	15-149	1-3	2-10	3-105	2--1	1-13	1--3	-	-	1--3	3-14	-	1-11

## Kick Returns

Player	No-Yds	UC	USC	MOST	TA&M	Bama	MSU	BYU	AUB	Lib	LSU	OM	MIZ
AJ Green	6-89	1-16	-	1-34	-	-	1--2	-	-	3-41	-	-	-
Bumper Pool	1-34	-	1-34	-	-	-	-	-	-	-	-	-	DNP

## Interceptions Returns

Player	No-Yds	UC	USC	MOST	TA&M	Bama	MSU	BYU	AUB	Lib	LSU	OM	MIZ
Dwight McGlothorn	3-48	1-51	1-0	-	-	1--3	-	-	-	-	-	-	-
Drew Sanders	1-13	-	-	-	-	-	-	-	-	-	-	1-13	-
Latavious Brini	1-5	-	-	-	-	-	-	-	-	-	1-5	-	-
Hudson Clark	1-0	-	-	-	-	-	-	-	1-0	-	-	-	-
Quincey McAdoo	1-0	DNP	DNP	-	-	DNP	DNP	-	-	1-0	-	-	-

## Fumble Returns

Player	No-Yds	UC	USC	MOST	TA&M	Bama	MSU	BYU	AUB	Lib	LSU	OM	MIZ
Latavious Brini	2-2	-	-	-	-	-	-	1-0	-	-	1-2	-	-
Hudson Clark	2--5	-	1--5	-	-	-	-	1-0	-	-	-	-	-
Jordan Domineck	1-2	1-2	-	-	-	-	-	-	-	-	-	-	-
Dwight McGlothorn	1-0	-	-	-	-	-	-	-	-	-	1-0	-	-
Chris Paul Jr.	1-0	-	1-0	-	-	-	-	-	-	-	-	-	-
Drew Sanders	1-0	-	-	-	-	-	-	-	-	-	1-0	-	-

## ARKANSAS TACKLES FOR LOSS GAME-BY-GAME STATISTICS

Player	UA-A	Total	UC	USC	MOST	TA&M	Bama	MSU	BYU	AUB	Lib	LSU	OM	MIZ
Drew Sanders	11-5	13.5	1.0-6	3.0-14	2.0-10	0.5-4	1.0-4	-	-	-	3.5-5	1.0-2	0.5-0	1.0-6
Chris Paul Jr.	8-0	8.0	-	2.0-12	-	-	-	-	1.0-1	1.0-7	-	2.0-16	1.0-1	1.0-1
Jordan Domineck	7-1	7.5	1.0-10	1.0-10	2.5-15	-	-	-	-	1.0-7	1.0-4	1.0-2	-	-
Zach Williams	5-3	6.5	1.5-8	-	2.0-15	0.5-4	-	-	-	-	1.0-1	0.5-6	1.0-1	-
Myles Slusher	5-0	5.0	1.0-1	DNP	DNP	1.0-4	-	DNP	DNP	1.0-1	1.0-5	DNP	1.0-2	DNP
Bumper Pool	4-1	4.5	1.0-2	1.0-15	-	-	1.5-2	-	-	-	1.0-1	-	-	DNP
Latavious Brini	4-0	4.0	-	-	-	-	-	-	1.0-2	2.0-4	-	-	-	1.0-2
Hudson Clark	4-0	4.0	-	-	-	-	1.0-3	-	-	1.0-2	-	-	-	2.0-4
Eric Gregory	3-2	4.0	-	-	-	2.0-5	-	-	-	-	0.5-0	1.0-8	0.5-1	-
Landon Jackson	1-4	3.0	0.5-6	-	1.0-6	1.0-10	-	-	-	-	-	0.5-1	-	-
Jayden Johnson	2-1	2.5	-	1.0-6	1.5-7	-	-	-	DNP	-	-	-	-	-
Jashaud Stewart	2-1	2.5	-	-	DNP	DNP	DNP	-	-	-	0.5-0	1.0-1	-	1.0-7
Terry Hampton	1-3	2.5	1.0-1	-	-	-	0.5-1	-	-	-	-	1.0-7	-	-
Cameron Ball	1-1	1.5	-	-	-	-	-	-	1.0-2	-	0.5-1	-	-	-
Isaiah Nichols	1-0	1.0	-	-	-	-	-	-	-	-	-	-	1.0-4	-
Simeon Blair	1-0	1.0	1.0-1	-	-	-	-	-	-	-	-	-	-	-
Quincey McAdoo	1-0	1.0	DNP	DNP	-	-	DNP	DNP	-	-	-	-	1.0-1	-

## ARKANSAS SACKS GAME-BY-GAME STATISTICS

Player	UA-A	Total	UC	USC	MOST	TA&M	Bama	MSU	BYU	AUB	Lib	LSU	OM	MIZ
Drew Sanders	8-3	9.5	1-6	2-12	2-10	0.5-4	1-4	-	-	-	1-1	1-2	-	1-6
Jordan Domineck	6-1	6.5	1-10	1-10	2.5-15	-	-	-	-	1-7	1-4	-	-	-
Zach Williams	3-3	4.5	0.5-6	-	2-15	0.5-4	-	-	-	-	-	0.5-6	1-1	-
Chris Paul Jr.	4-0	4	-	1-8	-	-	-	-	-	1-7	-	2-16	-	-
Landon Jackson	1-4	3	0.5-6	-	1-6	1-10	-	-	-	-	-	0.5-1	-	-
Myles Slusher	2-0	2	-	DNP	DNP	-	-	DNP	DNP	1-1	1-5	DNP	-	DNP
Bumper Pool	2-0	2	-	1-15	-	-	-	-	-	-	1-1	-	-	DNP
Eric Gregory	2-0	2	-	-	-	1-3	-	-	-	-	-	1-8	-	-
Jashaud Stewart	2-0	2	-	-	DNP	DNP	DNP	-	-	-	-	1-1	-	1-7
Jayden Johnson	1-1	1.5	-	1-6	0.5-2	-	-	-	DNP	-	-	-	-	-
Quincey McAdoo	1-0	1	DNP	DNP	-	-	DNP	DNP	-	-	-	-	1-1	-
Terry Hampton	0-2	1	-	-	-	-	-	-	-	-	-	1-7	-	-

## ARKANSAS TOTAL TACKLES GAME-BY-GAME STATISTICS

Player	S-A	Total	UC	USC	MOST	TA&M	Bama	MSU	BYU	AUB	Lib	LSU	OM	MIZ
Drew Sanders	40-63	103	3-2	8-3	5-6	0-4	6-6	3-13	1-3	2-0	3-6	2-10	4-6	3-4
Bumper Pool	37-55	92	4-9	3-4	2-7	5-2	6-4	3-11	3-3	3-3	2-6	5-5	1-1	DNP
Simeon Blair	36-30	66	3-4	2-3	9-1	1-2	3-6	3-2	0-2	4-0	2-5	2-1	2-3	5-1
Hudson Clark	30-33	63	2-1	2-1	-	1-0	1-1	2-6	4-7	4-0	3-4	3-6	3-5	5-2
Latavious Brini	31-21	52	2-3	3-1	1-4	1-3	0-1	2-3	6-0	7-0	1-4	0-2	4-0	4-0
Chris Paul Jr.	31-19	50	1-4	5-0	1-1	0-1	0-2	3-2	2-1	4-1	2-0	3-1	5-2	5-4
Dwight McGlothorn	37-5	42	3-1	3-1	1-0	2-0	1-0	2-1	5-0	7-0	3-0	2-0	6-2	2-0
Jayden Johnson	17-17	34	1-1	3-0	2-3	3-3	2-1	0-2	DNP	-	1-1	3-5	-	2-1
Zach Williams	11-21	32	1-1	0-1	2-3	0-1	1-3	0-3	1-2	0-1	1-2	1-2	3-2	1-0
Jordan Domineck	16-15	31	1-1	1-0	4-3	2-1	1-1	1-4	1-1	1-0	1-0	1-2	0-2	2-0
Myles Slusher	18-10	28	3-0	DNP	DNP	4-2	1-0	DNP	DNP	4-1	2-3	DNP	4-4	DNP
Cameron Ball	7-21	28	1-1	0-2	0-2	-	0-1	0-5	2-1	1-1	0-2	0-4	2-1	1-1
Khari Johnson	10-15	25	-	1-2	1-3	1-0	2-0	1-8	DNP	4-2	-	-	-	DNP
Terry Hampton	6-17	23	2-1	0-2	0-2	1-0	0-3	0-3	1-1	2-1	-	0-2	0-1	0-1
Quincey McAdoo	15-6	21	DNP	DNP	-	-	DNP	DNP	-	-	1-2	4-2	6-1	4-1
Landon Jackson	9-12	21	2-3	-	2-2	2-1	1-1	1-2	-	-	1-2	0-1	-	-
Eric Gregory	8-11	19	-	0-1	-	2-1	0-3	-	1-1	-	0-3	1-0	1-2	3-0
Isaiah Nichols	8-8	16	-	3-0	1-1	0-2	-	1-0	0-1	1-0	0-1	0-1	2-1	0-1
Trent Gordon	7-7	14	-	-	-	-	-	1-4	4-3	2-0	-	-	-	-
Malik Chavis	6-8	14	-	-	1-0	0-1	0-1	1-3	0-1	DNP	1-2	-	1-0	2-0
Jashaud Stewart	7-5	12	0-1	0-1	DNP	DNP	DNP	1-0	-	-	0-1	3-2	2-0	1-0
Jalen Catalon	5-3	8	5-3	DNP	DNP	DNP	DNP	DNP	DNP	DNP	DNP	DNP	DNP	DNP
Jordan Crook	4-1	5	-	2-0	-	-	-	0-1	-	2-0	-	-	-	-
Jackson Woodard	3-2	5	0-1	-	-	-	1-0	0-1	1-0	1-0	-	-	-	-
Dorian Gerald	2-2	4	-	-	-	DNP	DNP	DNP	-	1-0	DNP	0-2	-	1-0
Eli Stein	2-0	2	1-0	-	-	-	-	-	1-0	-	-	-	-	DNP
Bryce Stephens	1-1	2	-	-	-	-	-	1-1	-	-	-	-	-	-
LaDarrius Bishop	1-1	2	1-0	0-1	DNP	DNP	DNP	DNP	DNP	DNP	DNP	DNP	DNP	DNP
Eric Thomas Jr.	0-2	2	0-1	0-1	-	-	-	-	-	-	DNP	-	-	-
Max Fletcher	1-0	1	-	-	1-0	-	-	-	DNP	DNP	DNP	-	-	DNP
Sam Mbake	1-0	1	DNP	-	1-0	-	-	-	-	DNP	-	DNP	DNP	-
AJ Green	1-0	1	-	-	-	-	-	1-0	-	-	-	-	-	-
Keuan Parker	0-1	1	-	DNP	DNP	DNP	DNP	-	0-1	-	DNP	-	DNP	DNP
Jacorrei Turner	0-1	1	-	-	-	-	-	-	-	-	-	-	0-1	-
Nathan Bax	0-1	1	-	-	-	-	-	0-1	-	-	DNP	DNP	-	-

## ARKANSAS FUMBLES GAME-BY-GAME STATISTICS

## Fumbles

Player	No-Lost	UC	USC	MOST	TA&M	Bama	MSU	BYU	AUB	Lib	LSU	OM	MIZ
KJ Jefferson	7-4	2-1	-	1-1	1-1	-	DNP	-	1-1	1-0	DNP	-	1-0
Raheim Sanders	2-2	-	-	1-1	-	-	-	1-1	-	-	-	-	-
AJ Green	1-0	-	-	-	-	-	1-0	-	-	-	-	-	-
Malik Hornsby	1-0	-	-	DNP	-	DNP	-	-	-	DNP	1-0	DNP	-
Rashod Dubinion	1-1	-	-	-	-	1-1	-	-	-	-	-	-	-
Trey Knox	1-0	-	-	-	-	-	-	-	-	-	-	-	1-0
Jadon Haselwood	1-0	1-0	-	-	-	-	-	-	-	-	-	-	-
Cade Fortin	1-1	DNP	DNP	DNP	DNP	-	DNP	DNP	DNP	1-1	DNP	DNP	DNP
Bryce Stephens	1-0	-	-	-	1-0	-	-	-	-	-	-	-	-
Ricky Stromberg	1-1	-	-	-	-	-	-	-	-	-	-	-	1-1

## Fumbles Forced

Player	Number	UC	USC	MOST	TA&M	Bama	MSU	BYU	AUB	Lib	LSU	OM	MIZ
Drew Sanders	3	-	2	-	-	-	-	1	-	-	-	-	-
Dwight McGlothorn	2	-	-	-	-	-	-	1	-	-	-	1	-
Jordan Domineck	2	1	-	-	-	-	-	-	-	-	1	-	-
Hudson Clark	2	1	-	-	-	1	-	-	-	-	-	-	-
Latavious Brini	1	-	1	-	-	-	-	-	-	-	-	-	-
Jayden Johnson	1	-	1	-	-	-	-	DNP	-	-	-	-	-
Chris Paul Jr.	1	-	1	-	-	-	-	-	-	-	-	-	-
Landon Jackson	1	-	-	-	1	-	-	-	-	-	-	-	-

## Fumbles Recovered

Player	Number	UC	USC	MOST	TA&M	Bama	MSU	BYU	AUB	Lib	LSU	OM	MIZ
Latavious Brini	2	-	-	-	-	-	-	1	-	-	1	-	-
Hudson Clark	2	-	1	-	-	-	-	1	-	-	-	-	-
Dwight McGlothorn	1	-	-	-	-	-	-	-	-	-	-	1	-
Jordan Domineck	1	1	-	-	-	-	-	-	-	-	-	-	-
Chris Paul Jr.	1	-	1	-	-	-	-	-	-	-	-	-	-
Drew Sanders	1	-	-	-	-	-	-	-	-	-	-	1	-



## BOWL HISTORY



**1934 DIXIE CLASSIC**  
Jan. 1, 1934  
Dallas, Texas  
Centenary, T 7-7



**1947 COTTON BOWL**  
Jan. 1, 1947  
Dallas, Texas  
LSU, T 0-0



**1948 DIXIE BOWL**  
Jan. 1, 1948  
Birmingham, Ala.  
William & Mary, W 21-19



**1955 COTTON BOWL**  
Jan. 1, 1955  
Dallas, Texas  
Georgia Tech, L, 14-6



**1960 GATOR BOWL**  
Jan. 2, 1960  
Jacksonville, Fla.  
Georgia Tech, W, 14-7




**1961 COTTON BOWL**  
Jan. 1, 1961  
Dallas, Texas  
Duke, L, 7-6




**1962 SUGAR BOWL**  
Jan. 1, 1962  
New Orleans, La.  
Alabama, L, 10-3



**1963 SUGAR BOWL**  
Jan. 1, 1963  
New Orleans, La.  
Ole Miss, L, 17-13



**1965 COTTON BOWL**  
Jan. 1, 1965  
Dallas, Texas  
Nebraska, W, 10-7



**1966 COTTON BOWL**  
Jan. 1, 1966  
Dallas, Texas  
LSU, L, 14-7



**1969 SUGAR BOWL**  
Jan. 1, 1969  
New Orleans, La.  
Georgia, W, 16-2




**1970 SUGAR BOWL**  
Jan. 1, 1970  
New Orleans, La.  
Ole Miss, L, 27-22




**1971 LIBERTY BOWL**  
Dec. 20, 1971  
Memphis, Tenn.  
Tennessee, L, 14-13




**1976 COTTON BOWL**  
Jan. 1, 1976  
Dallas, Texas  
Georgia, W, 31-10



**1978 ORANGE BOWL**  
Jan. 2, 1978  
Miami, Fla.  
Oklahoma, W, 31-6



**1978 FIESTA BOWL**  
Dec. 25, 1978  
Tempe, Ariz.  
UCLA, T 10-10



**1980 SUGAR BOWL**  
Jan. 1, 1980  
New Orleans, La.  
Alabama, L, 24-9




**1980 HALL OF FAME BOWL**  
Dec. 27, 1980  
Birmingham, Ala.  
Tulane, W, 34-15



**1981 GATOR BOWL**  
Dec. 28, 1981  
Jacksonville, Fla.  
North Carolina, L, 31-27




**1982 BLUEBONNET BOWL**  
Dec. 31, 1982  
Houston, Texas  
Florida, W, 28-24




**1984 LIBERTY BOWL**  
Dec. 27, 1984  
Memphis, Tenn.  
Auburn, L, 21-15



**1985 HOLIDAY BOWL**  
Dec. 22, 1985  
San Diego, Calif.  
Arizona State, W, 18-17



**1987 ORANGE BOWL**  
Jan. 1, 1987  
Miami, Fla.  
Oklahoma, L, 42-8



**1987 LIBERTY BOWL**  
Dec. 29, 1987  
Memphis, Tenn.  
Georgia, L, 20-17




**1989 COTTON BOWL**  
Jan. 2, 1989  
Dallas, Texas  
UCLA, L, 17-3



**1990 COTTON BOWL**  
Jan. 1, 1990  
Dallas, Texas  
Tennessee, L, 31-27



**1991 INDEPENDENCE BOWL**  
Dec. 29, 1991  
Shreveport, La.  
Georgia, L, 24-15



**1995 CARQUEST BOWL**  
Dec. 30, 1995  
Miami, Fla.  
North Carolina, L, 20-10



**1999 FLORIDA CITRUS BOWL**  
Jan. 1, 1999  
Orlando, Fla.  
Michigan, L, 45-31



**2000 COTTON BOWL**  
Jan. 1, 2000  
Dallas, Texas  
Texas, W, 27-6



**2000 LAS VEGAS BOWL**  
Dec. 21, 2000  
Las Vegas, Nev.  
UNLV, L, 31-14



**2002 COTTON BOWL**  
Jan. 1, 2002  
Dallas, Texas  
Oklahoma, L, 10-3



**2002 MUSIC CITY BOWL**  
Dec. 30, 2002  
Nashville, Tenn.  
Minnesota, L, 29-14




**2003 INDEPENDENCE BOWL**  
Dec. 31, 2003  
Shreveport, La.  
Missouri, W, 27-14



**2007 CAPITAL ONE BOWL**  
Jan. 1, 2007  
Orlando, Fla.  
Wisconsin, L, 17-14



**2008 COTTON BOWL**  
Jan. 1, 2008  
Dallas, Texas  
Missouri, L, 38-7



**2010 LIBERTY BOWL**  
Jan. 2, 2010  
Memphis, Tenn.  
E. Carolina, W, 20-17 (OT)



**2011 SUGAR BOWL**  
Jan. 4, 2011  
New Orleans, La.  
Ohio State, L, 31-26\*



**2012 COTTON BOWL**  
Jan. 7, 2012  
Arlington, Texas  
Kansas State, W, 29-16




**2014 TEXAS BOWL**  
Dec. 29, 2014  
Houston, Texas  
Texas, W, 31-7



**2016 LIBERTY BOWL**  
Jan. 2, 2016  
Memphis, Tenn.  
Kansas State, W, 45-23



**2016 BELK BOWL**  
Dec. 29, 2016  
Charlotte, N.C.  
Virginia Tech, L, 35-24



**2022 OUTBACK BOWL**  
Jan. 1, 2022  
Tampa, Fla.  
Penn State, W, 24-10

\*Ohio State later vacated win due to NCAA penalty



## BOWL RECORDS

## INDIVIDUAL

<b>MOST CARRIES</b>	Marius Johnson	North Carolina	1995 Carquest Bowl	29
<b>MOST YARDS GAINED RUSHING</b>	Roland Sales	Oklahoma	1978 Orange Bowl	205
<b>LONGEST RUN FROM SCRIMMAGE</b>	Felix Jones	Wisconsin	2007 Capital One Bowl	76
<b>MOST PASSES ATTEMPTED</b>	Ryan Mallett	Ohio State	2011 Sugar Bowl	47
<b>MOST PASSES COMPLETED</b>	Ryan Mallett	Ohio State	2011 Sugar Bowl	24
<b>MOST YARDS GAINED PASSING</b>	Bill Montgomery	Ole Miss	1970 Sugar Bowl	338
<b>MOST TOUCHDOWN PASSES</b>	Austin Allen	Virginia Tech	2016 Belk Bowl	2
	Brandon Allen	Texas	2014 Texas Bowl	2
	Tyler Wilson	Kansas State	2012 Cotton Bowl	2
	Ryan Mallett	Ohio State	2011 Sugar Bowl	2
	Robby Hampton	UNLV	2000 Las Vegas Bowl	2
	Clint Stoerner	Michigan	1999 Florida Citrus Bowl	2
	Brad Taylor	North Carolina	1981 Gator Bowl	2
	Bill Montgomery	Ole Miss	1970 Sugar Bowl	2
<b>MOST CONSECUTIVE PASSES COMPLETED</b>	Austin Allen	Virginia Tech	2016 Belk Bowl	11
<b>LONGEST PASS COMPLETION</b>	B. Gray-J. Lamb	Ole Miss	1963 Sugar Bowl	68
<b>MOST PASS RECEPTIONS</b>	Chuck Dicus	Georgia	1969 Sugar Bowl	12
<b>MOST YARDS GAINED RECEIVING</b>	Chuck Dicus	Ole Miss	1970 Sugar Bowl	171
	Derek Holloway	North Carolina	1981 Gator Bowl	171
<b>MOST TOUCHDOWN RECEPTIONS</b>	32 players (last: Keon Hatcher 2016 Belk Bowl)			1
<b>MOST PUNTING YARDS</b>	Tom Murphy	Centenary	1934 Dixie Classic	572
<b>MOST PUNTS</b>	Tom Murphy	Centenary	1934 Dixie Classic	13
<b>BEST PUNTING AVERAGE</b>	Allen Meacham	UCLA	1989 Cotton Bowl	49.2 (6 punts, 295 yards)
<b>LONGEST PUNT</b>	Allen Meacham	UCLA	1989 Cotton Bowl	71
<b>MOST INTERCEPTIONS THROWN</b>	Austin Allen	Virginia Tech	2016 Belk Bowl	3
<b>MOST INTERCEPTIONS</b>	Louis Campbell	Tennessee	1971 Liberty Bowl	3
<b>MOST INTERCEPTION RETURN YARDS</b>	Mel McGaha	William & Mary	1948 Dixie Bowl	70
<b>LONGEST INTERCEPTION RETURN</b>	Mel McGaha	William & Mary	1948 Dixie Bowl	70
<b>MOST ALL-PURPOSE YARDS</b>	Alex Collins	Kansas State	2016 Liberty Bowl	259
	(25 plays, 185 yards rushing, 74 kick return yards)			
<b>MOST YARDS GAINED TOTAL OFFENSE</b>	Bill Montgomery	Ole Miss	1970 Sugar Bowl	360
	(46 plays, 22 yards rushing, 338 yards passing)			
<b>MOST PUNT RETURNS</b>	Reggie Fish	Wisconsin	2007 Capital One Bowl	5 (15 yards)
<b>MOST PUNT RETURN YARDS</b>	Gary Anderson	Tulane	1980 Hall of Fame Bowl	80
<b>LONGEST PUNT RETURN</b>	Gary Anderson	Tulane	1980 Hall of Fame Bowl	80
<b>MOST KICKOFF RETURNS</b>	Felix Jones	Missouri	2008 Cotton Bowl	4
	Dedrick Poole	Minnesota	2002 Music City Bowl	4
	Steven Harris	UNLV	2000 Las Vegas Bowl	4
	James Rouse	Georgia	1987 Liberty Bowl	4
	Marshall Foreman	Oklahoma	1987 Orange Bowl	4
	Lance Alworth	Alabama	1962 Sugar Bowl	4
<b>MOST KICKOFF RETURN YARDS</b>	Marshall Foreman	Oklahoma	1987 Orange Bowl	92
<b>LONGEST KICKOFF RETURN</b>	Alex Collins	Kansas State	2016 Liberty Bowl	68
<b>MOST POINTS SCORED</b>	Alex Collins	Kansas State	2016 Liberty Bowl	18 (3 TDs)
<b>MOST TOUCHDOWNS SCORED</b>	Alex Collins	Kansas State	2016 Liberty Bowl	3
<b>MOST FIELD GOALS</b>	Chris Balseiro	Missouri	2003 Independence Bowl	4
<b>MOST FIELD GOAL ATTEMPTS</b>	Bob White	Georgia	1969 Sugar Bowl	5
<b>MOST PATS</b>	Cole Hedlund	Kansas State	2016 Liberty Bowl	6
<b>MOST PAT ATTEMPTS</b>	Cole Hedlund	Kansas State	2016 Liberty Bowl	6
<b>LONGEST SCORING RUN</b>	Felix Jones	Wisconsin	2007 Capital One Bowl	76
<b>LONGEST SCORING PASS</b>	B. Taylor-D. Holloway	North Carolina	1981 Gator Bowl	66
<b>LONGEST FIELD GOAL</b>	Kendall Trainor	UCLA	1989 Cotton Bowl	49
<b>LONGEST SCORING INTERCEPTION RETURN</b>	Mel McGaha	William & Mary	1948 Dixie Bowl	70
<b>LONGEST SCORING PUNT RETURN</b>	Gary Anderson	Tulane	1980 Hall of Fame Bowl	80

## TEAM

<b>MOST FIRST DOWNS</b>	Tennessee	1990 Cotton Bowl	31
<b>MOST FIRST DOWNS RUSHING</b>	Florida	1982 Bluebonnet Bowl	22
<b>MOST FIRST DOWNS PASSING</b>	Kansas State	2016 Liberty Bowl	14
	Ohio State	2011 Sugar Bowl	14
<b>MOST FIRST DOWNS PENALTY</b>	Georgia	1991 Independence Bowl	5
<b>MOST YARDS RUSHING</b>	Tulane	1980 Hall of Fame Bowl	383
<b>MOST CARRIES</b>	Tennessee	1990 Cotton Bowl	72
<b>MOST YARDS PASSING</b>	Ole Miss	1970 Sugar Bowl	338
<b>MOST ATTEMPTS PASSING</b>	Ohio State	2011 Sugar Bowl	47
<b>MOST COMPLETIONS</b>	Ohio State	2011 Sugar Bowl	24
<b>MOST PASSES HAD INTERCEPTED</b>	Oklahoma	1987 Orange Bowl	5
	Georgia	1991 Independence Bowl	5
<b>MOST TOUCHDOWN PASSES</b>	Virginia Tech	2016 Belk Bowl	2
	Texas	2014 Texas Bowl	2
	Kansas State	2012 Cotton Bowl	2
	Ohio State	2011 Sugar Bowl	2
	Minnesota	2002 Music City Bowl	2
	UNLV	2000 Las Vegas Bowl	2
	Michigan	1999 Citrus Bowl	2
	North Carolina	1981 Gator Bowl	2
	Ole Miss	1970 Sugar Bowl	2
<b>MOST YARDS TOTAL OFFENSE</b>	Kansas State	2016 Kansas Bowl	569
<b>MOST PLAYS TOTAL OFFENSE</b>	Tennessee	1990 Cotton Bowl	94
<b>MOST PENALTIES</b>	Virginia Tech	2016 Belk Bowl	12 (75 yards)
	Wisconsin	2007 Capital One Bowl	12 (123 yards)
<b>MOST YARDS PENALIZED</b>	Wisconsin	2007 Capital One Bowl	123 (12 penalties)
<b>FEWEST PENALTIES</b>	Tulane	1980 Hall of Fame Bowl	1
	Alabama	1980 Sugar Bowl	1
	LSU	1947 Cotton Bowl	1

<b>FEWEST YARDS PENALIZED</b>	LSU	1947 Cotton Bowl	5
<b>MOST FUMBLES</b>	Georgia	1976 Cotton Bowl	6
<b>MOST FUMBLES LOST</b>	Missouri	2008 Cotton Bowl	4
<b>MOST INTERCEPTIONS</b>	Tennessee	1971 Liberty Bowl	3
	Georgia	1969 Sugar Bowl	3
<b>MOST INTERCEPTION RETURN YARDS</b>	William & Mary	1948 Dixie Bowl	70
<b>MOST PUNT RETURNS</b>	Texas	2000 Cotton Bowl	6
<b>MOST PUNT RETURN YARDS</b>	Tulane	1980 Hall of Fame Bowl	80
<b>MOST KICKOFF RETURNS</b>	Missouri	2008 Cotton Bowl	7
	Minnesota	2002 Music City Bowl	7
<b>MOST KICKOFF RETURN YARDS</b>	Missouri	2008 Cotton Bowl	168
<b>MOST POINTS SCORED</b>	Kansas State	2016 Liberty Bowl	45
<b>FEWEST POINTS SCORED</b>	LSU	1947 Cotton Bowl	0
<b>MOST POINTS ALLOWED</b>	Michigan	1999 Citrus Bowl	45
<b>FEWEST POINTS ALLOWED</b>	LSU	1947 Cotton Bowl	0



**RYAN MALLET** broke the Arkansas bowl record for pass attempts and pass completions and tied the school record for most passing touchdowns in a bowl game at the 2011 Allstate Sugar Bowl against Ohio State.

## BOWL RECORDS

## INDIVIDUAL (OPPONENT)

MOST CARRIES	Dominique Lindsay	East Carolina	2010 Liberty Bowl	33
MOST YARDS GAINED RUSHING	Tony Temple	Missouri	2008 Cotton Bowl	281
MOST PASSES ATTEMPTED	Nickie Hall	Tulane	1980 Hall of Fame Bowl	37
MOST PASSES COMPLETED	Nate Hybl	Oklahoma	2002 Cotton Bowl	24
MOST YARDS GAINED PASSING	Archie Manning	Ole Miss	1970 Sugar Bowl	273
MOST TOUCHDOWN PASSES	Jason Thomas	UNLV	2000 Las Vegas Bowl	3
	Bob Hewko	Florida	1982 Bluebonnet Bowl	3
MOST PASS RECEPTIONS	Quentin Griffin	Oklahoma	2002 Cotton Bowl	9
MOST YARDS GAINED RECEIVING	Tai Streets	Michigan	1999 Citrus Bowl	129
MOST TOUCHDOWN RECEPTIONS	Dwayne Dixon	Florida	1982 Bluebonnet Bowl	3
MOST PUNTS	Spike Jones	Georgia	1969 Sugar Bowl	10
MOST PUNTING YARDS	Spike Jones	Georgia	1969 Sugar Bowl	386
MOST INTERCEPTIONS	Pat Pinkney	East Carolina	2010 Liberty Bowl	2
	John Stocco	Wisconsin	2007 Capital One Bowl	2
	Michael Lehan	Minnesota	2002 Music City Bowl	2
	Sonny Brown	Oklahoma	1987 Orange Bowl	2
	George Wilson	Alabama	1962 Sugar Bowl	2
MOST INTERCEPTION YARDS RETURNED	Ian Gold	Michigan	1999 Citrus Bowl	46
MOST ALL-PURPOSE YARDS	Tony Temple	Missouri	2008 Cotton Bowl	281
MOST YARDS GAINED TOTAL OFFENSE	Terrelle Pryor	Ohio State	2011 Sugar Bowl	336
MOST PUNT RETURNS	Curtis Fagan	Oklahoma	2002 Cotton Bowl	7
MOST PUNT RETURN YARDS	Troy Mason	UNLV	2000 Las Vegas Bowl	51
MOST POINTS SCORED	Tony Temple	Missouri	2008 Cotton Bowl	24
MOST TOUCHDOWNS SCORED	Tony Temple	Missouri	2008 Cotton Bowl	4
MOST FIELD GOALS MADE	Dan Nystrom	Minnesota	2002 Music City Bowl	5
LONGEST FIELD GOAL	Taylor Mehlhaff	Wisconsin	2007 Capital One Bowl	52
	Cloyce Hinton	Ole Miss	1970 Sugar Bowl	52
LONGEST RUN FROM SCRIMMAGE	Chuck Webb	Tennessee	1990 Cotton Bowl	78
LONGEST SCORING RUN	Chuck Webb	Tennessee	1990 Cotton Bowl	78
LONGEST PASS COMPLETION	A. Kelly-A. Morgan	Tennessee	1990 Cotton Bowl	84
LONGEST SCORING PASS	A. Kelly-A. Morgan	Tennessee	1990 Cotton Bowl	84
LONGEST INTERCEPTION RETURN	Eddie Brown	Tennessee	1971 Liberty Bowl	47

## TEAM (OPPONENT)

MOST RUSHING ATTEMPTS	North Carolina	1981 Gator Bowl	65
MOST NET YARDS RUSHING	Missouri	2008 Cotton Bowl	323
MOST PASSES COMPLETED	Oklahoma	2002 Cotton Bowl	24
	Texas	2000 Cotton Bowl	24
MOST YARDS PASSING	Ole Miss	1970 Sugar Bowl	273
MOST TOTAL OFFENSE YARDS	Tennessee	1990 Cotton Bowl	470
MOST PUNTS	Centenary	1934 Dixie Classic	13
MOST POINTS	Michigan	1999 Citrus Bowl	45
MOST FIELD GOALS MADE	Minnesota	2002 Music City Bowl	5
FEWEST FIRST DOWNS	Texas	2014 Texas Bowl	7
FEWEST FIRST DOWNS RUSHING	Texas	2014 Texas Bowl	1
	Wisconsin	2007 Capital One Bowl	1
FEWEST FIRST DOWNS PASSING	Alabama	1962 Sugar Bowl	0
MOST FUMBLES	Georgia	1969 Sugar Bowl	7
MOST FUMBLES LOST	Georgia	1969 Sugar Bowl	5
MOST PENALTIES	UNLV	2000 Las Vegas Bowl	12
	Michigan	1999 Citrus Bowl	12
MOST PENALTY YARDS	UNLV	2000 Las Vegas Bowl	119
FEWEST RUSHING ATTEMPTS	Kansas State	2016 Liberty Bowl	22
FEWEST NET YARDS RUSHING	Texas	2000 Cotton Bowl	27
MOST YARDS LOST	Georgia	1969 Sugar Bowl	96
FEWEST PASSES COMPLETED	Oklahoma	1987 Orange Bowl	2
FEWEST TOTAL OFFENSE PLAYS	Kansas State	2016 Liberty Bowl	47
FEWEST TOTAL OFFENSE YARDS	Nebraska	1965 Cotton Bowl	168
FEWEST PASSES ATTEMPTED	Oklahoma	1987 Orange Bowl	5
FEWEST YARDS PASSING	Alabama	1962 Sugar Bowl	20



**ALEX COLLINS** set Arkansas bowl records for most all-purpose yards, longest kickoff return, most points scored and most touchdowns in the Razorbacks' 45-23 win over Kansas State in the 2016 AutoZone Liberty Bowl.



## WEEKLY MEDIA SCHEDULE: KANSAS

**22** THURS

No media availability

**23** FRI

No media availability

**24** SAT

No media availability

**25** SUN

**9 p.m.**  
Press Conference:  
Coach Pittman &  
Student-Athletes at  
The Peabody Memphis

**26** MON

**9:30 a.m.**  
Practice Viewing at  
Rhodes College

**2 p.m.**  
Press Conference:  
Student-Athletes at  
DoubleTree Memphis  
Downtown

**27** TUES

**11 a.m.**  
Press Conference:  
Head Coaches at  
DoubleTree Memphis  
Downtown

**28** WED

**Gameday**  
Kansas  
Kickoff - 4:30 p.m.  
TV - ESPN

**Postgame Presser**  
Coach Pittman &  
Student-Athletes

## ARKANSAS COMMUNICATIONS

**KYLE PARKINSON****Associate AD/Communications**

Cell .....(479) 387-4753

Email.....kparkin@uark.edu

Twitter.....@TheOtherKP

**OLIVER GRIGG****Assistant Director/Communications**

Cell .....(479) 502-6577

Email.....ogrigg@uark.edu

Twitter.....@Oliver\_Grigg

**GRACE TAFOLLA****Assistant Director/Communications**

Cell .....(319) 310-4576

Email.....gtafolla@uark.edu

Twitter.....@GraceTafolla

**Office:** (479) 575-2751**Fax:** (479) 575-7481**Fayetteville Press Box:** (479) 575-6622**Little Rock Press Box:** (501) 663-0514**GAME CREDENTIAL REQUESTS**

All requests for media and/or photo credentials must be made online at [SportsSystems.com/Arkansas](http://SportsSystems.com/Arkansas). Requests should be made at least 10 days in advance. Credentials must be requested and will be granted on a game-by-game basis only. No multi-game or full season credentials will be issued.

Credentials will not be mailed. They may be picked up beginning three hours prior to kickoff at the media will call station at the base of the elevator at both Donald W. Reynolds Razorback Stadium in Fayetteville and War Memorial Stadium in Little Rock. Photo identification is required when picking up credentials.

**ARKANSAS FTP SITE**

An FTP site is available for members of the media. For more information concerning the FTP site, contact Michelle Glover ([mlglover@uark.edu](mailto:mlglover@uark.edu)).

**COLLEGE PRESS BOX.COM**

CollegePressBox.com is the official media website for SEC football. Access and download weekly game notes, quotes, statistics, media guides, headshots, logos, flip cards and more for each of the SEC's members. Login information will be distributed to accredited media or you can apply for a password by sending an email to [password@collegepressbox.com](mailto:password@collegepressbox.com).

**SEC WEEKLY TELECONFERENCE**

In conjunction with the Southeastern Conference, head coach Sam Pittman will participate each week in the league's teleconference of football coaches. The teleconferences will be conducted every Wednesday from Aug. 31 to Nov. 16 from 10 a.m. CT to 12:30 p.m. CT. Accredited media members only may access the broadcast-quality teleconference. Callers may participate in the question-and-answer session with an individual coach or all SEC coaches. For more information and the teleconference number, contact the SEC Media Relations Office at (205) 458-3000.

10:00 a.m. .... Brian Kelly, LSU  
10:10 a.m. .... Kirby Smart, Georgia  
10:20 a.m. .... Billy Napier, Florida  
10:30 a.m. .... OPEN  
**10:40 a.m. .... Sam Pittman, Arkansas**  
10:50 a.m. .... Josh Heupel, Tennessee  
11:00 a.m. .... Nick Saban, Alabama  
11:10 a.m. .... Shane Beamer, South Carolina  
11:20 a.m. .... Elijah Drinkwitz, Missouri  
11:30 a.m. .... Jimbo Fisher, Texas A&M  
11:40 a.m. .... Mark Stoops, Kentucky  
11:50 a.m. .... Mike Leach, Mississippi State  
12:00 p.m. .... Lane Kiffin, Ole Miss  
12:10 p.m. .... Carnell Williams, Auburn  
12:20 p.m. .... Clark Lea, Vanderbilt

**SAM PITTMAN LIVE**

"Sam Pittman Live," Coach Pittman's weekly radio show presented by Lindsey and Westrock Coffee Company airs on Wednesday nights starting at 7 p.m. For the 14th straight year, the one-hour radio show will be broadcast live from the Catfish Hole. The show will be carried throughout the state of Arkansas on the Razorback Sports Network and locally in Fayetteville on 105.3 FM, 99.5, 92.1 FM and 1290 AM.

**RAZORBACK FOOTBALL WITH SAM PITTMAN**

"Razorback Football with Sam Pittman" is the official television coach's show of Razorback football. The one-hour show will air statewide and throughout the region on numerous television affiliates. A total of 12 shows will air throughout the season on the following stations: KATV (Sunday's at 10:30 p.m.), KFSM (Sunday at 10:30 p.m.) and KNXW (Sunday at 9:30 p.m.). The show will also be available regionally on Cox Sports Television on Wednesdays at 6 p.m. and Fox Sports Southwest on Tuesdays at 4 p.m.

## RADIO AFFILIATES

Batesville.....	KWOZ-FM .....	103.3
Camden.....	KCCY-FM .....	95.3
Camden.....	KAMD-FM .....	97.1
Crossett.....	KAGH-FM.....	104.9
Crossett.....	KAGH-AM .....	800
DeQueen .....	KDQN-FM .....	92.1
DeWitt.....	KDEW-FM .....	97.3
El Dorado.....	KMRX-FM .....	96.1
Fayetteville.....	KOSM-FM .....	92.1
Fayetteville.....	KAKS-FM.....	99.5
Fayetteville.....	K237GR.....	95.3
Forrest City.....	KBFC-FM.....	93.5
Fort Smith .....	KERX-FM .....	95.3
Glenwood.....	KHGZ-FM.....	98.9
Glenwood.....	KHGZ-AM .....	670
Hot Springs/Mena.....	KTTG-FM .....	96.3
Jonesboro.....	KEGI-FM .....	100.5
Joplin, Mo. ....	KHST-FM .....	101.7
Little Rock.....	KABZ-FM .....	103.7
Magnolia.....	KZHE-FM .....	100.5
Marshall .....	KBCN-FM.....	104.3
Mena.....	KENA-FM.....	104.1
Monett, Mo. ....	KKBL-FM .....	95.9
Monticello .....	KGPO-FM.....	99.9
Morrilton.....	KCON-FM.....	99.3
Mountain Home.....	KOMT-FM .....	93.5
Ozark.....	KDYN-FM.....	96.7
Ozark.....	KDYN-AM .....	1540
Searcy.....	KRZS-FM .....	99.1
Texarkana .....	KKTK-AM.....	1400
Tulsa, Okla. ....	KYAL-FM .....	99.9
Tulsa, Okla. ....	KYAL-AM.....	1550
Wynne.....	KWYN-FM.....	92.5