

3 BOWL GAME VICTORIES
CURE BOWL: 2019 | 2020
LENDINGTREE BOWL: 2021
8-TIME BIG SOUTH CHAMPIONS



#RiseWithUs
@LibertyFootball
@LibertyFootball
/LibertyFlamesFootball
Football Contact: Todd Wetmore
(434) 841-8974 (Cell)
twetmore@liberty.edu

NO. 23 LIBERTY

7-1
OVERALL



AT



HUGH FREEZE
HEAD COACH

33-12
RECORD AT LIBERTY | 4TH SEASON

75-44
CAREER RECORD | 12TH SEASON

SAM PITTMAN
HEAD COACH

5-3
OVERALL

2-3
SEC

17-14
RECORD AT ARK. | 3RD SEASON

17-14
CAREER RECORD | 3RD SEASON

2022 SCHEDULE

	SEPT. 3	AT SOUTHERN MISS Hattiesburg, Miss. ESPN+	W/29-27 4OT
	SEPT. 10	UAB Williams Stadium ESPN+	W/21-14
	SEPT. 17	AT NO. 18 WAKE FOREST Winston-Salem, N.C. ACC Network	L/36-37
	SEPT. 24	AKRON Williams Stadium ESPN+	W/21-12
	OCT. 1	AT OLD DOMINION Norfolk, Va. ESPN+	W/38-24
	OCT. 8	AT UMASS Amherst, Mass. ESPN+	W/42-24
	OCT. 15	GARDNER-WEBB Williams Stadium ESPN+	W/21-20
	OCT. 22	BYU Williams Stadium ESPN+	W/41-14
	NOV. 5	AT ARKANSAS Fayetteville, Ark. SEC Network	4 P.M.
	NOV. 12	AT UCONN East Hartford, Conn. CBS Sports Network	NOON
	NOV. 19	VIRGINIA TECH Williams Stadium	TBA
	NOV. 26	NEW MEXICO STATE Williams Stadium	TBA

LIBERTY STORYLINES

- Nationally ranked for the first time since 2020, No. 23 Liberty (7-1) comes off its bye week for the Flames' first-ever visit to Arkansas (5-3, 2-3 SEC).
- Liberty is 0-2 all-time against SEC opponents. Most recently, the Flames lost 27-14 at Ole Miss on Nov. 6, 2021.
- The Flames have won five games in a row, punctuated by a 41-14 home victory over BYU on Oct. 22 which saw Liberty score 38 unanswered points to wrap up the contest.
- Liberty's defense has played well this season, as the Flames rank No. 3 nationally in sacks per game (3.75), No. 4 in tackles for loss per game (8.8) and No. 7 in turnovers gained (18). The Flames limited BYU to 258 yards of offense and 12 first downs two weeks ago.
- RB Dae Dae Hunter enjoyed a career game against BYU, carrying the ball 23 times for a career-high 213 yards, including an 80-yard TD run. He became the first Flame with a 200-yard rushing game since former NFL RB Rashad Jennings in 2008.
- Johnathan Bennett improved to 4-0 as Liberty's starting QB during the win over BYU. He completed 24-of-29 passes for a career-high 247 yards and two scores, while also tallying 46 rushing yards.
- The Flames are bowl eligible for the fourth time in as many seasons as full FBS members. Liberty, Marshall and Appalachian State are the only three teams who have attained bowl eligibility in each of their first four seasons after moving up from FCS to FBS football.

GAME LIBERTY AT ARKANSAS

9 Fayetteville, Ark.
Razorback Stadium (76,000)
Saturday, Nov. 5, 2022 | 4 p.m. EST



SEC Network
Play-by-Play: Taylor Zazour
Color Analyst: Aaron Murray
Sidelines: Alyssa Lang



LSN Radio
Play-by-Play: Alan York
Color Analyst: Aaron Stamm
Sidelines/Pregame Host: Nick Pierce

THE MATCHUP



31.1	PPG	33.8
21.5	PPG ALLOWED	31.9
167	1ST DOWNS	199
195.9	RUSH	245.8
226.4	PASS	246.8
422.3	OFFENSE	492.5
330.3	DEFENSE	459.0
30:43	TOP	29:42
EVEN	TO MARGIN	-1

SERIES HISTORY

Overall	First Meeting
Record at Liberty	0-0
Record at Arkansas	0-0
Record at Neutral Site	0-0
Current Streak	N/A
Last Meeting	N/A
Freeze Record vs. Arkansas	0-3*

* - Does not include two vacated wins while at Ole Miss

PLAYER SPOTLIGHT



11	0	3	7	1
Johnathan Bennett	Dae Dae Hunter	Demario Douglas	Mike Smith, Jr.	Javon Scruggs
R-Junior QB	R-Sophomore RB	R-Sophomore WR	R-Junior LB	Senior S
77-134, 939 yds	121 carries, 825 yds	42 catches, 615 yds	52 tackles	37 tackles
8 TD/7 INT	8 TD	5 TD	6.5 TFL/1 INT	3 TFL/1 INT



30	31	1	2	3	4	5
SUNDAY Practice TBA No Media Interviews	MONDAY Players' Day Off No Practice Media Availability 11 a.m. - Head Coach Hugh Freeze 11:30 a.m. - Co-Def. Coord. Josh Aldridge 11:45 a.m. - Select Players	TUESDAY Practice 9-11 a.m. Open Practice to Media 9 a.m. Periods #1 through #4 Post Practice Interviews with Select Players & Assistant Coaches 11 a.m.	WEDNESDAY Practice 9-11 a.m. No Media Interviews	THURSDAY Practice 10-11:30 a.m. Media Availability 11:30 a.m. - Head Coach Hugh Freeze	FRIDAY Travel Day No Media Interviews	SATURDAY Gameday Liberty at Arkansas Donald W. Reynolds Razorback Stadium 4 p.m. Eastern Post Game Coach Freeze is available following the game. Players will follow after Coach Freeze.

LIBERTY UNIVERSITY INFORMATION

School	Liberty University
Location	Lynchburg, Va.
Founded	1971
Enrollment	15,000
President	Dr. Jerry Prevo
Director of Athletics	Ian McCaw
Founder	Dr. Jerry Falwell
Affiliation	NCAA Division I Football Bowl Subdivision
Nickname	Flames
Mascot	Sparky
Colors	Red, White, & Blue
Conference	Independent (Conference USA in 2023)
Athletics Website	LibertyFlames.com
Official Athletics Twitter	@LibertyFlames
Official Athletics Facebook	LibertyFlamesAthletics
Official Athletics Instagram	@LibertyFlames
Official Football Twitter	@LibertyFootball
Official Football Instagram	@LibertyFootball

LIBERTY FOOTBALL COACHING STAFF

Hugh Freeze	Head Coach
Kent Austin	Co-Offensive Coordinator/QB
Maurice Harris	Co-Offensive Coordinator/WR
Ben Aigamaua	Assistant Coach/TE
Bruce Johnson	Assistant Coach/RB
Chris Klenakis	Assistant Coach/OL
Josh Aldridge	Co-Defensive Coordinator/LB
Jack Curtis	Co-Defensive Coordinator/S
Darius Eubanks	Assistant Coach/DB
Jeremy Garrett	Assistant Coach/DL
Tanner Burns	Special Teams Coordinator/OLB
Dominic Studzinski	Strength and Conditioning Coach
Matt Bevins	Assistant AD/Chief of Staff
CJ Holden	Assistant AD for Football Operations
Cullen Casey	Graduate Assistant - Offense
Michael Chorowicz	Graduate Assistant - Offense
De'Von Brown	Graduate Assistant - Defense
Malik Slater	Graduate Assistant - Defense

MEDIA INFORMATION

The Liberty Athletics Department is served by an athletics communications office staff that works diligently to promote the individual and team accomplishments of student-athletes, coaches, and staff. The office members handle all sport and department communications and media relations needs and work to serve the working media.

Credentials

Requests for single-game credentials should be made at least 48 hours prior to the requested game. Liberty Athletics has started using the Sports Systems credential request system. Please email Todd Wetmore, Associate AD for Communications (twetmore@liberty.edu) for a link to apply for a credential. Due to space limitations, credentials will be issued to full-time journalists from media outlets that cover Liberty Athletics regularly and substantially or to representatives who regularly and customarily perform services for that outlet.

Work-Related Equipment Bags

Members of the media will be allowed to bring work-related equipment bags (laptop computers, radio/TV broadcast equipment, still and video cameras, etc.) through the Media entrance near the East Ticket Booth. Work-related equipment bags may be searched by Williams Stadium security.

Postgame Interviews

Liberty Football will return to in-person interviews following both home and away games during the 2022 season. A virtual option will also be available to the media for those who are unable to attend the in-person media session. For home games, postgame interviews are held on the first floor of the Liberty Football Center. Todd Wetmore, Liberty Associate AD for Communications, will ask for requests during the fourth quarter of the contest.

Parking

Liberty University has designated the Pink Lot on University Blvd. (located in front of the LaHaye Ice Center) as reserved media parking for home football games in 2022. Please contact the Liberty Athletics Communications Office to obtain a digital parking pass and information on how to access the lot on game day.

Photographers

Liberty University strictly enforces a photo credential approval policy designed to best allocate working credentials for photographers to maximize coverage in a safe, professional working environment. Unfortunately, it is not possible to accommodate all requests. Due to limited space, credentials will generally not be issued to freelance photographers without a specific assignment received in writing from the assigning organization. Photographers are to stay behind the white line that surrounds the playing field and are not allowed in the team box on either sideline at Williams Stadium and are prohibited from going on the field at any time. A photo/video workroom is available inside the Liberty Football Center for media outlets to use on game day to process their photo/video content.

CollegePressBox.com

CollegePressBox.com is the official media website for Division I football. Access and download weekly game notes, quotes, statistics, media guides, headshots, logos, and more for each conference and its member schools. Register for access at CollegePressBox.com/register.

FBS INDEPENDENTS

	W	L	Pct.
Liberty	7	1	.875
Notre Dame	5	3	.625
BYU	4	5	.444
UConn	4	5	.444
Army	3	4	.429
New Mexico State	3	5	.375
UMass	1	7	.125

Saturday, Oct. 15

Army 42, Colgate 17
Buffalo 34, UMass 7
Ball State 25, UConn 21
Liberty 21, Gardner-Webb 20
Arkansas 52, BYU 35
Stanford 16, Notre Dame 14
New Mexico State 21, New Mexico 9

Saturday, Oct. 22

Army 48, ULM 24
Notre Dame 44, UNLV 17
Liberty 41, BYU 14

Friday, Oct. 28

East Carolina 27, BYU 24

Saturday, Oct. 29

UConn 13, Boston College 3
New Mexico St. 23, UMass 13
Notre Dame 41, Syracuse 24

Friday, Nov. 4

UMass at UConn 7:00 pm

Saturday, Nov. 5

Air Force at Army 11:30 am
Liberty at Arkansas 4:00 pm
Clemson at Notre Dame 7:30 pm
BYU at Boise State TBA

Saturday, Nov. 12

Liberty at UConn Noon
Notre Dame vs. Navy Noon
Army at Troy 3:30 pm
Lamar at New Mexico St. 4:00 pm
UMass at Arkansas St. TBA

Saturday, Nov. 19

Virginia Tech at Liberty TBA
New Mexico St. at Missouri TBA
UMass at Texas A&M TBA
UConn at Army Noon
Boston Coll. at Notre Dame 2:00 pm
Utah Tech at BYU 3:30 pm

Saturday, Nov. 26

New Mexico St. at Liberty TBA
Notre Dame at USC TBA
BYU at Stanford TBA
Army at UMass Noon

Saturday, Dec. 10

Navy vs. Army 3:00 pm

"4 DOWNS" WITH ARKANSAS

1

2

3

4

Liberty is ranked No. 23 in both national polls this week, marking the Flames' first Top 25 rankings since the 2020 season's final poll. That week, the Flames were ranked a program-best No. 17 in the AP poll and No. 18 in the coaches poll. The Flames have previously spent eight weeks ranked inside the Top 25, all of which came during 2020.

The Flames have only played in front of 60,000 fans twice in program history, topped by the 81,129 spectators who watched Liberty's first-ever SEC meeting at Auburn on Nov. 17, 2018. Hugh Freeze has coached two games at Donald W. Reynolds Razorback Stadium, with his Ole Miss team losing to Arkansas in both 2014 and 2016. Liberty and Arkansas defeated BYU on back-to-back weeks (Oct. 15 and 22).

Facing an SEC opponent for the third time in program history, Liberty is aiming for a victory against a third Power 5 conference all-time (also ACC and Big 12). The Flames have used three different starting quarterbacks this season (Charlie Brewer, Kaidon Salter and Johnathan Bennett) for the first time since 2005 (Brock Farrel, Zach Terrell and Brock Smith).

Liberty is seeking its fourth road win of the season and looking to deny Arkansas its fourth home victory of 2022. The Flames have not won four road games in a season at the FBS level. The Flames are 3-1 in four games played as a Top 25 squad in program history, while Arkansas is 1-3 against Top 25 foes this year.

LAST MEETING WITH SEC FOE

NOV. 6, 2021
OLE MISS 27, LIBERTY 14
OXFORD, MISS. (VAUGHT-HEMINGWAY STADIUM)

- Liberty trimmed a 24-0 halftime deficit to 27-14, but the Flames' late rally fell short in their first meeting with Ole Miss and their second SEC matchup in program history.
- Ole Miss edged the Flames in total yards (466-457) while intercepting three Liberty passes on the afternoon.
- Liberty QB Malik Willis was 16-of-25 for 173 yards and rushed for a score. However, he also threw three interceptions.
- The Flames rushed for 284 yards, led by Shedro Louis (7 carries, 101 yards, 1 TD).

ON THIS DATE: Liberty is 3-3 all-time when playing on Nov. 5.

Season	Site	LU Coach	W/L/T	Score	Opponent	Opp. Coach
1977	Away	Tom Dowling	L	0-25	Ferrum	Unknown
1983	Away	Tom Dowling	L	16-24	Morehead State	Steve Loney
1988	Home	Morgan Hout	W	24-7	UCF	Gene McDowell
1994	Away	Sam Rutigliano	L	40-41	Appalachian State	Jerry Moore
2011	Home	Danny Rocco	W	37-31	VMI	Sparky Woods
2016	Away	Turner Gill	W	16-0	Presbyterian	Harold Nichols

A LIBERTY WIN WOULD...

- Mark the Flames' first-ever victory over an SEC opponent (in their third try).
- Make Arkansas the third team the Flames have defeated for the first time in 2022 (also Akron and BYU).
- Extend the Flames' winning streak to six games, the team's longest streak since Liberty won 10 in a row between Nov. 30, 2019-Nov. 14, 2020.
- Tie the 1997 and 2020 Liberty teams for the best start through nine games in program history, 8-1.
- Be the Flames' fourth road victory of the season, Liberty's most since winning five road games in 2014.
- Boost Hugh Freeze's coaching record with the Flames to 34-12, giving him sole possession of fourth place on Liberty's all-time wins list.
- Improve the Flames' all-time record to 4-1 when playing as a Top 25 team.



2022 UNIFORM TRACKER

The Liberty football program is outfitted by Nike and has 27 different helmet/jersey/pants combinations to choose from during the 2022 season.

Opponent	Helmet	Jersey	Pants
Southern Miss	White	White	White
UAB	White	Blue	Blue
Wake Forest	Red	White	White
Akron	Red	Red	Red
Old Dominion	Red	White	Blue
UMass	Blue	White	White
Gardner-Webb	Blue	Blue	White
BYU	White	Red	White

Arkansas
UConn
Virginia Tech
New Mexico State



MILESTONE WATCH

2: WR Demario Douglas has recorded a pair of games with two TD receptions this season (at Southern Miss, at Wake Forest). If he catches a pair of TD passes on Saturday, Douglas would become the first Flame with three games of 2+ receiving TDs in a single season since Antonio Gandy-Golden (3 in 2018).

5: S Robert Rahimi's next interception will be No. 5 of the season. The last Flame with five picks in a year was Tyrin Holloway, who intercepted five passes in 2016. Rahimi's four interceptions this season are the most by a Flame at the FBS level.

175: A career-high 213 rushing yards against BYU has brought RB Dae Dae Hunter to within 175 yards of the 1,000 mark for the season. He would become the Flames' first 1,000-yard rusher since 2019, when Frankie Hickson tallied 1,041 yards on the ground.

LIBERTY FOOTBALL BY THE NUMBERS

2: Liberty and Appalachian State are the only two teams to win bowl games during each of their first three seasons of bowl eligibility following a transition from the FCS to the FBS. Liberty was the champion of the 2019 and 2020 Cure Bowls and won the 2021 LendingTree Bowl.

5: Liberty is one of five teams to win a bowl game during each of the last three seasons (2020-22), joining Alabama, Georgia, Kentucky and Louisiana.

5: The 2022 season is Liberty's fifth as an FBS member, following 30 seasons of competition at the FCS (1-AA) level.

8: Liberty won eight Big South Conference titles (2007, 2008, 2009, 2010, 2012, 2013, 2014, 2016).

9: Nine Flames have been selected in the NFL Draft. Most recently, Malik Willis was taken by Tennessee in the third round of the 2022 Draft.

9: Hugh Freeze is Liberty's ninth head coach in program history.

10: Liberty has won a program-record 10 games twice, going 10-2 in 2008 and 10-1 in 2020.

10: Ten Flames have been named CoSIDA Academic All-Americans.

16: The Flames have posted a .500 or better record for 16 consecutive years, going 127-67 since the start of the 2006 season.

23: 23 members of this year's team have completed bachelor's degrees and are currently working toward master's degrees.

50: The 2022 campaign is Liberty's 50th football season.

25,000: The seating capacity of Williams Stadium was expanded to 25,000 for the 2018 season.

SEC TEST

Liberty is looking for its first-ever win over an SEC program, holding an 0-2 record against the conference.

The Flames fell to Auburn 53-0 on Nov. 17, 2018 in their first year as an FBS program, as Malik Willis scored a late touchdown for Auburn against the Flames.

Last year, Willis was Liberty's quarterback when the Flames fell 27-14 at Ole Miss, Nov. 6, 2021. Sunday, Willis made his first start for the Tennessee Titans.

SEC teams are 32-3 in non-conference home games this year, with Appalachian State's 17-14 win at Texas A&M serving as the lone win by a non-Power 5 team over an SEC opponent this season.

ARKANSAS 1ST

Saturday's game will be Liberty's first game ever against a team from Arkansas.

The Flames opened this season with their first-ever win in Mississippi (at Southern Miss), and have the chance for their first win in Arkansas and Connecticut these next two games.

Liberty has won football games in 20 different states and the District of Columbia.

SO FAR AWAY

Liberty is 5-8 all-time when traveling 1,000 or more miles for an away game.

Under Coach Freeze, Liberty has posted a 2-2 record when playing 1,000+ miles away from home. The team's last game played 1,000 or more miles from Lynchburg was a 35-26 win at North Texas, Oct. 23, 2021.

On the flip side, with its 41-14 win over BYU on Oct. 22, Liberty is 8-1 all-time when a team travels more than 1,000 miles to play at Williams Stadium.

DOWNING BYU

Arkansas posted a 52-35 win at BYU on Oct. 15. Just one week later, Liberty routed BYU, 41-14 at Williams Stadium in an historic win. The Flames held the Cougars to season lows in both points (14) and total yards gained (258), one week after BYU totaled 35 points and 471 yards against Arkansas.

MATCHUPS

Last year, Liberty ranked 118th in FBS football with 11 total takeaways all season. The Flames rank seventh nationally with 18 takeaways this season. Liberty also ranks third in sacks per game (3.75) and fourth in tackles for loss per game (8.8).

Arkansas brings the nation's sixth best rushing attack (245.8 ypg) and 13th best total offense (492.5). Liberty ranks 36th nationally in rush defense (123.2).

Saturday's matchup features the SEC leader in rushing yards (Arkansas' Raheim Sanders - 1,041) and the FBS Independents rushing leader (Liberty's Dae Dae Hunter - 825).

FACED THEM BEFORE

Current Liberty head coach Hugh Freeze went 2-3 against Arkansas during his five years as head coach at Ole Miss, with wins in 2012 and 2013 later vacated.

Freeze is 0-2 coaching at Donald W. Reynolds Razorback Stadium, with Ole Miss falling at Arkansas in 2014 and 2016.

On Oct. 16, 2021, Dre Butler recorded four tackles for Auburn in a 38-23 win over Arkansas.

Naasir Watkins appeared in Kentucky's 24-20 win over Arkansas, Oct. 12, 2019.

CONNECTIONS ABOUND

Hugh Freeze and current Arkansas Head Coach Sam Pittman coached against each other the final four years that Freeze was head coach at Ole Miss. From 2013-15, Pittman was an assistant at Arkansas, during which time the Razorbacks went 2-1 against Ole Miss. Pittman was OL coach at Georgia in 2016 when Freeze's Ole Miss team beat the Bulldogs 45-14 in Oxford.

Current Liberty DB coach Darius Eubanks was a graduate assistant at Arkansas in 2017, while current Liberty special teams coordinator Tanner Burns spent five seasons (2014-18) as quality control for special teams at Arkansas.

Current Arkansas DL Coach Deke Adams played at Southern Miss from 1991-94, and current Liberty Head Coach Hugh Freeze graduated from USM in 1992.

Current Arkansas CB Coach Dominique Bowman was a senior on Hugh Freeze's first team as head coach at Lambuth in 2008, earning all-conference honors as a defensive back.

Current Arkansas OL Coach Cody Kennedy was on West Georgia's coaching staff in 2014, 2016 and 2017 alongside current Liberty DL Coach Josh Aldridge. Kennedy also coached alongside current Liberty co-defensive coordinator Jack Curtis at Tulane in 2019 and 2020.

Current Arkansas TE coach Dowell Loggains was the quarterbacks coach for the Cleveland Browns in 2014, when current Liberty DB coach Darius Eubanks played for the Browns.

Current Liberty freshman LB Owen McCone, the lone Arkansas native on Liberty's roster, played at Fayetteville High School alongside current Arkansas freshman WR Isaiah Satenga and freshman LB Mani Powell.

ONE-POINT NOTES

Liberty's only loss this season was a 37-36 setback at Wake Forest. The Flames are one of two FBS teams whose only loss this season came by just one point. Liberty's last one-point loss before 2022 was its only loss of the 2020 season, a 15-14 setback at NC State. The Flames edged Gardner-Webb, 21-20, on Oct. 15 and are 1-1 in one-point games this season.

USC (7-1) dropped a narrow 43-42 decision at Utah on Oct. 15.

LIBERTY'S RECORD WHEN ...

	2022	Freeze at LU
Home	4-0	19-3
Road	3-1	11-9
Neutral	0-0	3-0
August	0-0	0-1
September	3-1	11-3
October	4-0	14-2
November	0-0	5-6
December	0-0	3-0
Afternoon	3-0	18-5
Night	4-1	15-7

VERSUS FBS TOP 25

Home	0-0	0-2
Road/Neutral	0-1	1-2

RECORD WHEN SCORING ...

< 20 points	0-0	1-6
20-29 points	4-0	8-4
30-39 points	1-1	9-2
40+ points	2-0	15-0

RECORD WHEN ALLOWING ...

< 20 points	3-0	17-1
20-29 points	4-0	11-3
30-39 points	0-1	4-5
40+ points	0-0	1-3

RECORD WHEN ...

Margin 1-3 pts.	2-1	5-4
Margin 4-7 pts.	1-0	5-1
Scoring 1st	4-0	23-3
Opp. scores 1st	3-1	10-9
Leading after 1Q	2-0	23-1
Trailing after 1Q	3-1	4-6
Leading at half	6-0	28-1
Trailing at half	0-1	2-9
Leading after 3Q	5-1	30-2
Trailing after 3Q	1-0	2-10
Playing OT	1-0	2-0
Outrushing opp.	5-1	25-3
Being outrushed	2-0	8-9
Outpassing opp.	4-0	20-8
Being outpassed	3-1	12-4
Scoring D/ST TD	0-0	5-0
+ TO margin	2-0	12-2
- TO margin	2-1	8-10
Winning TOP	2-1	18-3
Losing TOP	5-0	15-9
White helmets	3-0	10-8
Blue helmets	2-0	11-2
Red helmets	2-1	12-2
White uniform tops	3-1	13-9
Blue uniform tops	2-0	9-1
Red uniform tops	2-0	11-2
White pants	4-1	14-7
Blue pants	2-0	10-4
Red pants	1-0	9-1

Trends/Streaks

- Liberty has won eight or more games each of its first three seasons under head coach Hugh Freeze and 13 times total in program history (2019: 8-5; 2020: 10-1; 2021: 8-5).
- Following back-to-back road wins at Old Dominion and UMass and a 4 OT win to open the year at Southern Miss, Liberty is 11-9 in road games during its four seasons under head coach Hugh Freeze (2019: 2-4; 2020: 3-1; 2021: 3-3; 2022: 3-1).
- The BYU win gives Liberty its fourth win streak of five or more games under head coach Hugh Freeze (2019 – 5 games; 2019-20 – 10 games; 2020-21 – 5 games; 2022 – 5 games).
- Liberty is 7-1 for the fourth time in program history (also 7-1 in 1997 and 2008; 8-0 under Coach Freeze in 2020).
- Following the BYU win, Liberty is 14-2 during the month of October under head coach Hugh Freeze, including a perfect 4-0 in 2022.

Offense

- Liberty finished the BYU game with a season-high 547 total offensive yards on 77 plays, marking a season-high 7.1 yards per offensive play (also 7.1 yards per play against ODU).
- Liberty has averaged 5.0 yards per play or better in seven out of eight games this year (4.8 yards per play against Akron) and is averaging 6.0 yards per play this season.
- Liberty has surpassed 400 total offensive yards in 30-of-44 games under head coach Hugh Freeze (68.1 percent).
- During its four seasons under head coach Hugh Freeze, Liberty has averaged 449.1 total offensive yards per game (19,760 yards in 44 games). Liberty is averaging 422.3 total offensive yards through eight games in 2022.
- After rushing for a season-low 93 yards against Gardner-Webb, the Flames rushed for a season-high 300 yards on 48 carries (6.2 yards per carry) during a win over BYU.
- Following the BYU game, Liberty ranks No. 29 in the country in rushing offense (195.9 yards per game).
- Liberty finished the BYU game with three rushing touchdowns, giving the Flames multiple rushing TDs in 6-of-8 games in 2022.
- Liberty's Dae Dae Hunter (8) and Shedro Louis (7) are one of two FBS running back duos in the country with seven or more rushing TDs in 2022 (Ole Miss Quinshon Judkins (13) and Zach Evans (7)).
- Liberty came into the BYU game with 33 scoring drives in 2022 with only two of 10 or more plays. The Flames finished the BYU game with four of their seven scoring drive lasting 10 or more plays.
- Liberty is one of six teams in the country who have started three or more quarterbacks in a game in 2022. Liberty is the only team on the list with a winning record (Colorado 1-7/3 QBs; Colorado State 2-6/3 QBs; Northern Illinois 2-6/3 QBs; Rutgers 4-4/4 QBs; Texas Tech 4-4/3 QBs).
- During its four seasons under head coach Hugh Freeze, Liberty has averaged 256.2 passing yards per game (11,272 yards in 44 games). The Flames finished the BYU game with 247 passing yards and two touchdowns.
- The Flames surpassed the 40-point total for the second time this year with 41 points against BYU (also 42 points against UMass). Liberty has scored 35 or more points in 24 of Liberty's 44 games under head coach Hugh Freeze (54.5).
- For just the second time this year, Liberty won the time of possession battle by 39:08-20:52 TOP edge against BYU.

- Liberty finished the BYU game without giving up a sack, a first for the Flames in 2022. Liberty currently ranks No. 105 in the country in sacks allowed per game (2.88).
- The Flames finished the BYU game with two turnovers (INT and lost fumble). The Flames have committed a turnover in 13-straight games (last game without a turnover was against North Texas on Oct. 23, 2021).
- During the 13-game stretch with at least one turnover, Liberty has tallied 31 total giveaways (13 in the last five games of 2021; 18 in eight games in 2022).
- Liberty has struggled to take care of the ball through the air in 2022, as the Flames rank No. 124 in the country in passes intercepted (12).

Defense

- After finishing 2021 ranked No. 118 in the country with 11 turnovers gained, Liberty's defenders have already surpassed that number through eight games in 2022 (18).
- Despite not recording a takeaway against BYU for the first time in 2022, Liberty currently ranks No. 7 in the country in turnovers gained with 18 (10 INTs, 8 fumbles recovered).
- Liberty more than doubled up BYU in total yardage in its last game (Liberty 547 yards; BYU 258 yards), with BYU only gaining 142 yards during the final three quarters.
- After allowing an opponent season-high 415 yards at Old Dominion, Liberty has limited its last three opponents to a combined 816 total offensive yards (UMass – 233; Gardner-Webb – 325; BYU – 258).
- Liberty has allowed an opponent to surpass the 300-passing yard mark five times during four seasons under head coach Hugh Freeze (2019: BYU – 306, Maine – 456; 2020: Coastal Carolina – 318; 2021: Ole Miss – 324; 2022: Wake Forest – 325).
- Liberty limited BYU to a season-low in both points (14) and total yards (258). The Cougars came into the game averaging 32.4 points per game and 426.0 yards per game.
- After BYU converted on only 3-of-11 third-down plays, Liberty currently ranks No. 14 in the country in third-down conversion defense (30.2 percent).
- Liberty has tallied 13 sacks in its last three games (6 vs. UMass, 5 vs. Gardner-Webb and 2 vs. BYU). The Flames currently rank No. 2 in the country in team sacks (3.75 per game).
- The Flames finished the Gardner-Webb game with a season-high 13.0 tackles for a loss (43 yards). Liberty is ranked No. 4 in the country in tackles for a loss (8.8 per game).
- After ranking No. 11 in the country in red zone defense in 2021 (72.5 scoring percentage), the Flames have continued the trend in 2022. Liberty currently ranks No. 22 in the country in stat category (76.7 percent/scoring on 23-of-30 drives in the red zone).

Special Teams

- Demario Douglas, a 2020 FWAA Freshman All-American, returned a punt 72 yards for a touchdown against North Texas in 2021, his second career punt return for a score.
- Jerome Jolly, Jr., blocked a punt out of the back of the end zone against Wake Forest, marking the first Flame to block a punt since Treon Sibley against ULM, Oct. 10, 2020.
- P Aidan Alves has pinned the opponents inside the 20-yard line 14 times on 37 punts in 2022 (37.8 percent), including three-straight games having a punt downed at the one-yard line (Akron, ODU and UMass).

WATCH LISTS

- #3 WR Demario Douglas**
2022 Paul Hornung Award
- #11 DL Durrell Johnson**
2023 Senior Bowl
- #16 QB Charlie Brewer**
2022 Johnny Unitas Golden Arm Award
- #41 LS Austin Mock**
2022 Patrick Mannelly Award
- #46 P Aidan Alves**
2022 Ray Guy Award
- #55 OL Brendan Schlittler**
2022 Outland Trophy
- #77 OL Cooper McCaw**
2022 Earl Campbell Tyler Rose Award
2022 William V. Campbell Trophy Award semifinalist

COLLEGE GRADUATES

23 members of this year's team have already earned collegiate degrees.

Aidan Alves
Jacob Bodden
Michael Bollinger
Charlie Brewer
Brody Brumm
Khaleb Coleman
Daniel Darko
Tyren Dupree
Noah Frith
X'Zauvea Gadlin
Jonathan Graham
Jerome Jackson
Durrell Johnson
John Kourtis
Jaivian Lofton
Cooper McCaw
Austin Mock
Dennis Osagiede
Brendan Schlittler
Javon Scruggs
Caleb Snead
Juawan Treadwell
Naasir Watkins

ACTIVE LEADERS

Two of Liberty's newest players found themselves in elite company before even taking a snap with the Flames.

Liberty redshirt senior QB Charlie Brewer racked up 10,184 passing yards, 68 passing touchdowns, 11,239 yards of total offense and 90 total touchdowns between his time at Baylor and Utah.

He ranks in the top 10 among active FBS quarterbacks in passing attempts (5th), completions (4th), passing yards (5th) and total offense (5th).

Liberty redshirt senior WR Caleb Snead totaled 2,431 receiving yards and 25 receiving touchdowns during a standout career at Campbell.

Snead is seventh among all active FBS players in career receiving touchdowns.

WINNING TRADITION CONTINUES IN 2022

Liberty has won six or more games every year from 2006 through 2022.

Liberty is one of just five Division I football teams to win six or more games each of the last 17 seasons. Ohio State would qualify, but vacated wins during that stretch.

Liberty joins Alabama, Clemson, Georgia and Oklahoma State as the only five FBS teams to win six or more games each of the last 17 years. James Madison and Oklahoma both enter the week needing one more win to extend their streaks.

GOOD COMPANY



Liberty is one of just five FBS teams in the country to have won a bowl game each of the last three seasons, joining Alabama, Georgia, Kentucky and Louisiana.

The Flames captured Cure Bowl titles during each of their first two seasons of full bowl eligibility (2019 and 2020) before triumphing in the 2021 LendingTree Bowl.

Liberty has posted eight or more wins during each of the last three years, marking just the second time in program history the Flames have recorded three consecutive eight-win seasons (also 2007-10).

GOOD COMPANY PART 2

With its win at Gardner-Webb on Oct. 15, Liberty became bowl eligible for the fourth time in as many seasons as a full FBS member. The Flames are a perfect 3-0 in bowl games so far, putting them in select company.

Liberty is the third current FBS team to become bowl eligible in each of its first four seasons since transitioning from the FCS to FBS.

Marshall made bowl appearances each year from 1997-02, while Appalachian State has appeared in a bowl every season since joining the FBS in 2015.

Appalachian State has not only made a bowl appearance every year since 2015, but the Mountaineers won their first six bowl appearances since transitioning to FBS before falling to Western Kentucky in the 2021 Boca Raton Bowl.

#CREATEDEQUALLY



Liberty Athletics stands committed to the mission of Training Champions for Christ, who will be leaders in creating positive change in our great country.

As part of this commitment, Liberty Athletics has launched the #CreatedEqually initiative. This effort is to unite the department and Flames Nation around a shared commitment of love, equality and unity.

The #CreatedEqually campaign is based upon the Biblical verse of Acts 17:26 'From one man he made all the nations, that they should inhabit the whole earth; and he marked out their appointed times in history and the boundaries of their lands.'

Beginning with the 2020-21 athletics season, and continuing to the present day, Liberty's student-athletes will wear #CreatedEqually decals and patches on their uniforms. The #CreatedEqually logo debuted on helmet decals in Liberty's nationally televised football game on ESPN at Western Kentucky, Sept. 19, 2020.

SUCCESS BY DEGREES

A total of 23 current Flames have already earned college degrees and are currently pursuing graduate degrees. Among them, Brendan Schlittler earned a pair of bachelor's degrees before proceeding to graduate studies. The full list of the Flames' graduates may be found on the left column of this page.

Among FBS football programs, only Nebraska (26) features more college graduates on its 2022 roster. Liberty is tied with Rice for second nationally in the category.

ESPN AGREEMENT

Liberty Athletics and ESPN reached a five-year extension for the exclusive media rights to Liberty's home football games, beginning with the 2021 season through 2025.

Liberty inked its first football media rights agreement with ESPN in 2018 during the Flames' first season at the FBS level.

This new agreement ensures that all Liberty home football games will air on an ESPN platform while guaranteeing that one game each year will air on an ESPN linear network. ESPN also has the right to choose a non-traditional day (non-Saturday) for a second linear network telecast, with all remaining games distributed on an ESPN digital platform.

During Liberty's historic 2020 season, ESPN elevated three of the Flames' six home telecasts to linear networks (Sept. 26 vs. FIU on ESPN2, Oct. 10 vs. ULM on ESPN2 and Nov. 14 vs. Western Carolina on ESPN2).

This new multi-year agreement is coterminous with Liberty's bowl agreement with ESPN Events, which runs through the 2025 season.

LIBERTY JOINS CONFERENCE USA IN 23-24

Liberty announced a new direction for its athletics department, as conference membership for its athletics programs will move to Conference USA, starting with the 2023-24 athletics season.

Conference USA will be the all-sports conference for Liberty Athletics, including the Flames' football team that has competed as an FBS independent program since moving up to the FBS level in 2018.

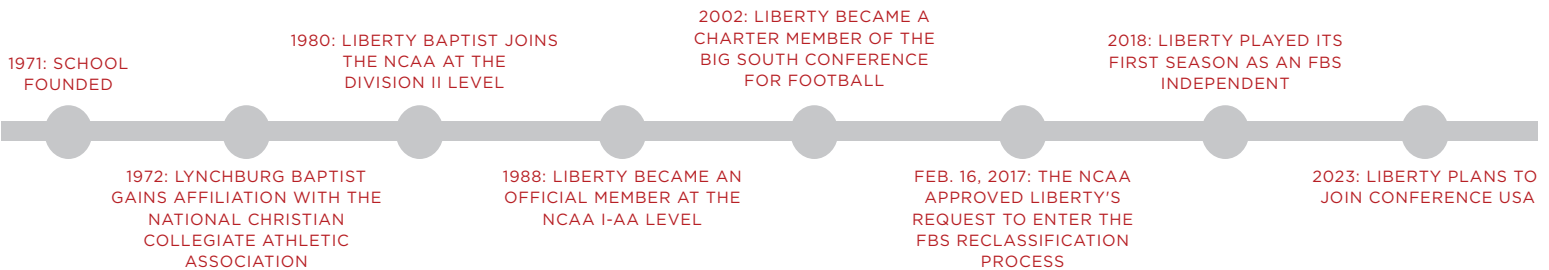
Conference USA also announced the addition of three other new members: Jacksonville State University (Jacksonville, Ala.), New Mexico State University (Las Cruces, N.M.) and Sam Houston State University (Huntsville, Texas).

Liberty announced its move to Conference USA following its most successful year in athletics department history.

Liberty finished the 2020-21 athletics season with an overall winning percentage of 70.5 percent (220-90-7), while winning 10 conference championships and a bowl game.

CONFERENCE USA QUICK FACTS

Abbreviation:	C-USA
Founded:	1995
Headquarters:	Dallas, Texas
Number of Championships Sponsored:	18
Number of States Represented:	8
States:	Alabama, Florida, Kentucky, Louisiana, New Mexico, Tennessee, Texas, Virginia
Schools Added in 2023-24:	4
Schools:	Jacksonville State, Liberty, New Mexico State, Sam Houston State





FLAMES CENTRAL: BEN AIGAMAUA



TE coach Ben Aigamaua has endured many challenges in his life, including the news of a daughter with Down syndrome. Through it all he has become a better father and a better coach.

FLAMES CENTRAL: KENDY CHARLES



After surviving the 2010 Haiti earthquake, DL Kendy Charles and his mother came to the U.S. to try to find their way. Football helped him assimilate, and eventually led him to Liberty University.

ADDITIONAL FLAMES CENTRAL STORIES

- QB Johnathan Bennett: One of the best leaders on the team
- QB Johnathan Bennett: My Moment: LendingTree Bowl
- DT Kendy Charles: Out of the office and at the sewing machine
- Co-DC/Safeties Coach Jack Curtis: Getting to know
- S Daniel Darko: Out of the office and in the barber chair
- WR Demario Douglas: My Moment: North Texas 2021
- Head Coach Hugh Freeze: Out of the office and onto the golf course
- Running Backs Coach Bruce Johnson: A father. A coach. A leader.
- Associate HC/Strength Coach Dom Studzinski: Training vision
- Asst. Strength Coach Chris Terry: Strength following tragic losses
- LB Aakil Washington: Quiet on the field, but still making noise
- QB Malik Willis: Former standout QB's now with the Tennessee Titans
- WR CJ Yarbrough: A year away from the game provides new meaning
- DT Khristian Zachary: Fireside series with 'The Rev'
- In the Fire: UAB Game Week with Head Coach Hugh Freeze
- In the Fire: Akron Game Week with DB Coach Darius Eubanks



↑ SCAN QR CODE
TO WATCH
THESE VIDEOS



ESPN+
Flames Central airs on
ESPN+ Fridays at
2:30 p.m. EST.

FLAMES CENTRAL: TRESHAUN CLARK



A freak injury left DE TreShaun Clark questioning if he ever wanted to play football again. A mother's encouragement would be the push to get him back on the field.

FLAMES CENTRAL: JAVON SCRUGGS



The story of S Javon Scruggs and his journey from nearby Appomattox, Va. to joining his hometown team on the Mountain.

FLAMES CENTRAL: CJ DANIELS



The story of WR CJ Daniels, his mother, and how her test with epilepsy turned into a testimony.

FLAMES CENTRAL: HUGH FREEZE



Take a trip back to Liberty Football Head Coach Hugh Freeze's childhood home and see where his love of football began.



Flames Central is a weekly sports program featuring in-depth stories relating to Liberty Athletics and the intersection of faith and sports.

To watch Flames Central's feature stories,
visit: www.libertyflamescentral.com

AP TOP 25 POLL

Rank	Team	Points	Previous	Record
1	Georgia (30)	1,528	1	8-0
T2	Ohio State (15)	1,500	2	8-0
T2	Tennessee (18)	1,500	3	8-0
4	Michigan	1,378	4	8-0
5	Clemson	1,312	5	8-0
6	Alabama	1,258	6	7-1
7	TCU	1,220	7	8-0
8	Oregon	1,135	8	7-1
9	Southern California	1,010	10	7-1
10	UCLA	979	12	7-1
11	Ole Miss	905	15	8-1
12	Utah	876	14	6-2
13	Kansas State	772	22	6-2
14	Illinois	741	17	7-1
15	LSU	679	18	6-2
16	Penn State	641	13	6-2
17	North Carolina	542	21	7-1
18	Oklahoma State	513	9	6-2
19	Tulane	455	23	7-1
20	Wake Forest	388	10	6-2
21	NC State	285	21	6-2
22	Syracuse	205	16	6-2
23	Liberty	136	NR	7-1
24	Oregon State	129	NR	6-2
25	UCF	111	NR	6-2

Others receiving votes: Texas 58, Kentucky 57, Maryland 36, Cincinnati 32, Notre Dame 24, Washington 12, **Arkansas 11**, Baylor 9, Coastal Carolina 8, Florida State 8, Troy 7, Mississippi State 5, Boise State 4, East Carolina 2, South Carolina 2, Louisville 1, UTSA 1.

AFCA COACHES TOP 25 POLL

Rank	Team	Points	Previous	Record
1	Georgia (45)	1,552	1	8-0
2	Ohio State (13)	1,505	2	8-0
3	Tennessee (5)	1,455	3	8-0
4	Michigan	1,391	4	8-0
5	Clemson	1,315	5	8-0
6	Alabama	1,262	6	7-1
7	TCU	1,182	7	8-0
8	Oregon	1,118	8	7-1
9	Southern California	1,018	11	7-1
10	Ole Miss	973	12	8-1
11	UCLA	937	15	7-1
12	Utah	874	14	6-2
13	Illinois	767	18	7-1
14	Kansas State	713	22	6-2
15	North Carolina	630	21	7-1
16	Penn State	602	13	6-2
17	LSU	596	20	6-2
18	Oklahoma State	471	9	6-2
19	Wake Forest	437	10	6-2
20	NC State	386	23	6-2
21	Tulane	369	24	7-1
22	Syracuse	188	16	6-2
23	Liberty	147	NR	7-1
24	Kentucky	109	17	5-3
25	UCF	89	NR	6-2

Others receiving votes: Oregon State 71; Maryland 64; Texas 55; Washington 52; Cincinnati 39; Coastal Carolina 25; Baylor 14; Notre Dame 11; Boise State 11; Louisville 10; **Arkansas 10**; South Carolina 9; Mississippi State 8; Troy 6; Texas-San Antonio 4.

LIBERTY IN THE FBS TOP 25

2020 Season			2021 Season			2022 Season		
Week	Coaches Poll	AP Poll	Week	Coaches Poll	AP Poll	Week	Coaches Poll	AP Poll
Preseason	--	--	Preseason	RV (68)	RV (36)	Preseason	--	--
Week 3 (Sept. 14)	--	--	Week 1 (Sept. 6)	RV (78)	RV (57)	Week 1 (Sept. 6)	--	--
Week 4 (Sept. 21)	--	--	Week 2 (Sept. 12)	RV (63)	RV (52)	Week 2 (Sept. 11)	--	--
Week 5 (Sept. 28)	--	--	Week 3 (Sept. 19)	RV (80)	RV (56)	Week 3 (Sept. 18)	--	--
Week 6 (Oct. 4)	RV (1)	--	Week 4 (Sept. 26)	RV (11)	--	Week 4 (Sept. 25)	--	--
Week 7 (Oct. 11)	RV (8)	RV (8)	Week 5 (Oct. 3)	RV (7)	--	Week 5 (Oct. 2)	--	--
Week 8 (Oct. 18)	RV (57)	RV (37)	Week 6 (Oct. 10)	RV (8)	--	Week 6 (Oct. 9)	RV (5)	--
Week 9 (Oct. 25)	RV (112)	RV (85)	Week 7 (Oct. 17)	--	--	Week 7 (Oct. 16)	RV (12)	RV (2)
Week 10 (Nov. 1)	RV (92)	No. 25	Week 8 (Oct. 24)	RV (3)	--	Week 8 (Oct. 23)	RV (42)	RV (35)
Week 11 (Nov. 8)	No. 22	No. 22	Week 9 (Oct. 31)	RV (4)	--	Week 9 (Oct. 30)	No. 23	No. 23
Week 12 (Nov. 15)	No. 22	No. 21	Week 10 (Nov. 7)	--	--			
Week 13 (Nov. 22)	RV (27)	RV (31)	Week 11 (Nov. 14)	--	--			
Week 14 (Nov. 29)	No. 25	No. 25	Week 12 (Nov. 21)	--	--			
Week 15 (Dec. 6)	No. 21	No. 22	Week 13 (Nov. 28)	--	--			
Week 16 (Dec. 13)	No. 21	No. 22	Week 14 (Dec. 5)	--	--			
Week 17 (Dec. 20)	No. 23	No. 23	Final	--	--			
Final	No. 18	No. 17						



Williams Stadium Quick Facts

Opened:	1989
First Game:	Oct. 21, 1989
Result:	Liberty 37, Towson 18
Liberty Record:	136-54
Playing Surface:	AstroTurf
Capacity:	25,000

RECENT UPGRADES

Situated at the north end of Williams Stadium, the Liberty Football Center underwent a \$20 million renovation project and reopened in March 2020. Renovations added 18,000 square feet to the building previously known as the Williams Football Operations Center, bringing the total usable space to 65,455 square feet. Highlights of the project include a new locker room, weight room, and recruiting room.

Prior to the 2022 season, new seating options were added to Williams Stadium, including 23 cabanas in the South end zone, chairback seating in the West stands and benchback seating in the East stands.

SINGLE GAME ATTENDANCE

	ATTENDANCE	OPPONENT	DATE
1.	24,012	BYU	Oct. 22, 2022
2.	22,551	Montana	Sept. 19, 2015
3.	21,712	Charleston Southern	Nov. 12, 2016
4.	21,671	Syracuse	Aug. 31, 2019
5.	20,924	Gardner-Webb	Oct. 15, 2022
6.	20,838	Richmond	Oct. 4, 2014
7.	20,425	Old Dominion	Sept. 1, 2018
8.	20,393	Kennesaw State	Oct. 24, 2015
9.	20,217	Gardner-Webb	Oct. 25, 2014
10.	20,004	Akron	Sept. 24, 2022
11.	19,935	Middle Tennessee	Oct. 9, 2021
12.	19,314	Savannah State	Oct. 2, 2010
13.	19,269	Army	Nov. 27, 2021
14.	19,111	Coastal Carolina	Oct. 15, 2011
15.	18,955	Coastal Carolina	Nov. 19, 2015



LIBERTY'S ALL-TIME LONGEST HOME WINNING STREAKS

1.	15 games	Sept. 14, 2019 through Oct. 30, 2021
2.	11 games	Nov. 4, 2006 through Oct. 11, 2008
3.	10 games	Oct. 3, 2009 through Sept. 10, 2011

OFFENSE

#		ELIG	HT	WT	2022 GP/GS	CAREER GP/GS	CONSEC. STARTS
WIDE RECEIVER							
3	Demario Douglas	R-So.	5-8	170	8/6	35/13	1
6	Jaiivan Lofton OR	R-Jr.	6-1	200	7/2	14/3	0
21	Treon Sibley	R-So.	6-0	210	8/1	31/6	0
WIDE RECEIVER							
5	Noah Frith	R-Jr.	6-4	200	8/5	39/21	0
13	CJ Yarbrough OR	R-Jr.	6-3	195	7/3	18/9	0
19	Brody Brumm OR	R-Sr.	6-0	200	1/0	39/0	0
80	Cole Peterlin	Sr.	6-1	195	5/0	6/0	0
WIDE RECEIVER							
17	Khaleb Coleman OR	R-Sr.	6-2	230	8/0	31/3	0
4	CJ Daniels	R-So.	6-2	205	3/1	27/7	1
8	Caleb Snead	R-Sr.	6-3	205	3/3	34/34	0
LEFT TACKLE							
65	Naasir Watkins	R-Sr.	6-6	320	7/7	32/8	4
70	Reggie Young	R-Sr.	6-4	270	8/0	8/0	0
LEFT GUARD							
52	Jonathan Graham	R-Jr.	6-5	325	8/5	43/6	5
64	Jacob Bodden	R-Jr.	6-3	310	5/3	33/19	0
CENTER							
60	Cam Reddy	R-Sr.	6-2	305	8/8	25/24	8
79	John Kourtis	R-Jr.	6-5	320	8/0	33/0	0
RIGHT GUARD							
55	Brendan Schlittler	R-Jr.	6-5	315	8/8	45/31	22
50	Chase Mitchell	R-So.	6-4	330	2/0	14/0	0
RIGHT TACKLE							
73	X'Zauvea Gadlin	R-Sr.	6-4	315	8/8	37/29	8
77	Cooper McCaw	R-Sr.	6-5	305	8/1	56/27	0
TIGHT END/FULLBACK							
88	Jerome Jackson	R-Sr.	6-3	255	8/8	56/18	9
83	Austin Henderson OR	R-So.	6-4	235	8/0	33/0	0
15	Bentley Hanshaw	R-Jr.	6-5	250	8/0	9/0	0
30	Michael Bollinger (FB)	R-Sr.	5-11	245	8/3	51/7	2
RUNNING BACK							
0	Dae Dae Hunter	R-So.	5-10	190	8/7	27/19	1
1	Shedro Louis	Jr.	5-8	170	8/1	42/8	0
2	T.J. Green	R-Sr.	5-11	205	2/0	40/2	0
QUARTERBACK							
11	Johnathan Bennett OR	R-Jr.	6-0	220	7/4	22/4	3
16	Charlie Brewer OR	R-Sr.	6-1	210	1/1	48/43	0
7	Kaidon Salter	R-Fr.	6-1	190	4/3	6/3	0
10	Nate Hampton	R-Fr.	6-6	235	6/0	7/0	0

DEFENSE

#		ELIG	HT	WT	2022 GP/GS	CAREER GP/GS	CONSEC. STARTS
DEFENSIVE END							
77	Khristian Zachary	So.	6-2	270	8/3	13/3	3
10	TreShaun Clark OR	Jr.	6-1	250	5/5	42/36	0
98	CJ Bazile, Jr.	Fr.	6-2	240	2/0	2/0	0
DEFENSIVE TACKLE							
91	Kendy Charles	R-So.	6-0	275	8/8	24/10	8
5	Dre Butler OR	Sr.	6-5	300	8/0	21/1	0
99	Bryce Dixon	Fr.	6-2	275	5/0	5/0	0
NOSE GUARD							
90	Dennis Osagiede	R-Sr.	5-11	290	8/7	50/38	7
94	Jay Hardy OR	R-Fr.	6-3	320	8/1	9/1	0
BANDIT							
11	Durrell Johnson	Sr.	6-3	240	8/8	28/26	11
3	Stephen Sings V	R-So.	6-3	255	8/0	30/1	0
MIKE							
7	Mike Smith, Jr.	R-Jr.	6-1	225	8/8	8/8	8
35	Tyren Dupree	R-Jr.	6-1	240	8/0	46/3	0
WILL							
34	Ahmad Walker	So.	5-11	215	8/8	20/11	8
24	Aakil Washington OR	R-So.	6-2	240	8/0	30/6	0
0	Jerome Jolly, Jr.	R-So.	5-11	215	3/0	26/0	0
NICKEL							
16	Quinton Reese	R-So.	6-0	190	8/8	25/9	8
29	A'Khor Jones OR	Fr.	5-11	185	6/0	6/0	0
12	Maurice Freeman III	R-Fr.	6-0	200	6/0	6/0	0
CORNERBACK							
4	Chris Megginson	Jr.	6-0	190	8/8	45/29	8
8	Daijahn Anthony	R-Jr.	6-0	205	7/0	29/8	0
28	Preston Hodge	R-Fr.	6-0	185	7/0	7/0	0
STRONG SAFETY							
6	Robert Rahimi	Jr.	6-1	190	8/8	21/8	8
15	Brylan Green	Fr.	5-11	170	8/0	8/0	0
FREE SAFETY							
1	Javon Scruggs	Sr.	5-11	185	7/7	54/41	5
9	Juawan Treadwell	Sr.	5-11	200	8/1	32/10	0
CORNERBACK							
20	Kobe Singleton	R-So.	6-0	180	8/6	19/17	5
26	Amarian Williams	R-Fr.	5-10	170	8/2	12/2	0

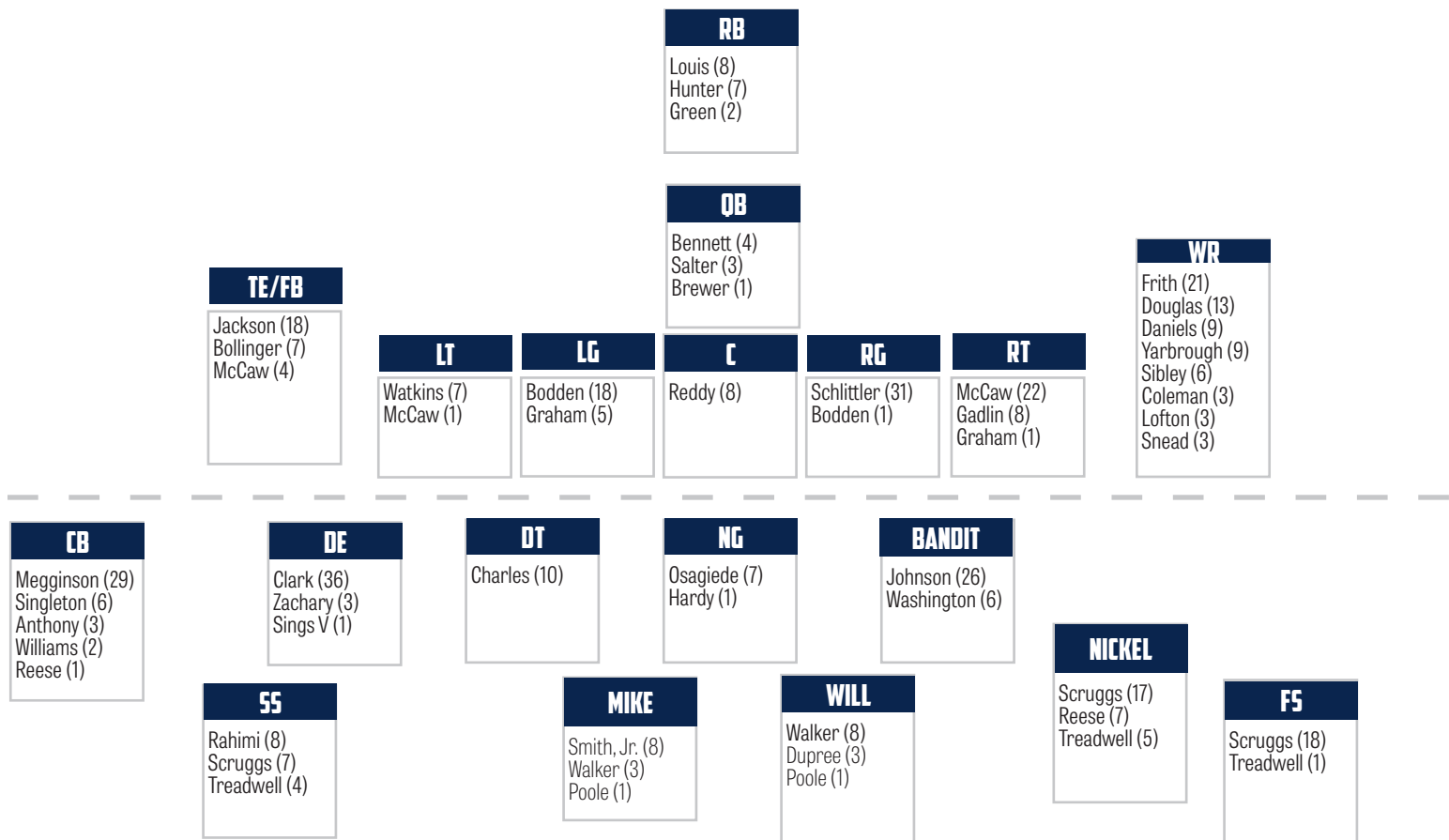
SPECIALISTS

#		ELIG	HT	WT	2022 GP/GS	CAREER GP/GS	CONSEC. STARTS
KICKER							
42	Nick Brown (FG)	R-Fr.	6-4	155	8/8	9/8	8
90	Jason Stricker (KO)	R-So.	6-1	190	8/8	16/13	13
85	Brayden Beck	So.	5-11	180	0/0	9/9	0
PUNTER							
46	Aidan Alves	R-Sr.	6-1	220	8/8	53/51	12
37	Max Morgan	So.	6-3	225	0/0	10/5	0
LONG SNAPPER							
41	Austin Mock	R-Sr.	6-2	240	8/8	57/57	57
47	Austin Turner	R-Fr.	6-1	265	0/0	0/0	0

#		ELIG	HT	WT	2022 GP/GS	CAREER GP/GS	CONSEC. STARTS
HOLDER							
46	Aidan Alves	R-Sr.	6-1	220	8/8	53/23	9
37	Max Morgan	So.	6-3	225	0/0	10/9	0
KICK RETURNER							
1	Shedro Louis	Jr.	5-8	170			
3	Demario Douglas	R-So.	5-8	170			
86	Eddie Ogle	R-So.	5-9	180			
0	Dae Dae Hunter	R-So.	5-10	190			
PUNT RETURNER							
3	Demario Douglas	R-So.	5-8	170			
1	Shedro Louis	Jr.	5-8	170			

Notes: Career GP/GS info includes games played/started at previous schools. Consecutive starts only includes games started at Liberty.

CAREER STARTS BY POSITION



2022 OFFENSE GAME-BY-GAME STARTERS

Game	WR	WR	LT	LG	C	RG	RT	TE	WR	RB	QB
Southern Miss	Douglas	Frith	Watkins	Bodden	Reddy	Schlittler	Gadlin	Jackson	Snead	Hunter	Brewer
UAB	Douglas	Frith	Watkins	Bodden	Reddy	Schlittler	Gadlin	Jackson	Snead	Hunter	Salter
Wake Forest	Douglas	Frith	Watkins	Bodden	Reddy	Schlittler	Gadlin	Jackson	Snead	Hunter	Salter
Akron	Douglas	Frith	McCaw	Graham	Reddy	Schlittler	Gadlin	Jackson	Sibley	Hunter	Bennett
ODU	Yarbrough	Lofton	Watkins	Graham	Reddy	Schlittler	Gadlin	Jackson	Bollinger (TE)	Hunter	Salter
UMass	Douglas	Frith	Watkins	Graham	Reddy	Schlittler	Gadlin	Jackson	Yarbrough	Hunter	Bennett
Gardner-Webb	Yarbrough	Frith	Watkins	Graham	Reddy	Schlittler	Gadlin	Jackson	Bollinger (TE)	Louis	Bennett
BYU	Douglas	Daniels	Waktins	Graham	Reddy	Schlittler	Gadlin	Jackson	Bollinger (TE)	Hunter	Bennett
Arkansas											
UConn											
Virginia Tech											
NM State											

2022 DEFENSE GAME-BY-GAME STARTERS

Game	DE	DT	NG	BANDIT	MLB	WLB	NICKEL	CB	SS	FS	CB
Southern Miss	Clark	Charles	Hardy	Johnson	Smith, Jr.	Walker	Reese	Megginson	Rahimi	Scruggs	Singleton
UAB	Clark	Charles	Osagiede	Johnson	Smith, Jr.	Walker	Reese	Megginson	Rahimi	Scruggs	Williams
Wake Forest	Clark	Charles	Osagiede	Johnson	Smith, Jr.	Walker	Reese	Megginson	Rahimi	Treadwell	Williams
Akron	Clark	Charles	Osagiede	Johnson	Smith, Jr.	Walker	Reese	Megginson	Rahimi	Scruggs	Singleton
ODU	Clark	Charles	Osagiede	Johnson	Smith, Jr.	Walker	Reese	Megginson	Rahimi	Scruggs	Singleton
UMass	Zachary	Charles	Osagiede	Johnson	Smith, Jr.	Walker	Reese	Megginson	Rahimi	Scruggs	Singleton
Gardner-Webb	Zachary	Charles	Osagiede	Johnson	Smith, Jr.	Walker	Reese	Megginson	Rahimi	Scruggs	Singleton
BYU	Zachary	Charles	Osagiede	Johnson	Smith, Jr.	Walker	Reese	Megginson	Rahimi	Scruggs	Singleton
Arkansas											
UConn											
Virginia Tech											
NM State											

NO.	NAME	YEAR	POS.	HT.	WT.	HOMETOWN	H.S./PREVIOUS
0	Dae Dae Hunter	R-So.	RB	5-10	190	Denver, Colo.	Chandler HS (Hawaii)
0	Jerome Jolly, Jr.	R-So.	LB	5-11	215	Jacksonville, Fla.	Mandarin HS
1	Shedro Louis	Jr.	RB	5-8	170	Immokalee, Fla.	Immokalee HS
1	Javon Scruggs	Sr.	S	5-11	185	Appomattox, Va.	Appomattox HS
2	T.J. Green	R-Sr.	RB	5-11	205	Chandler, Ariz.	Chandler HS (Utah)
2	Kaci Seegars	R-Fr.	LB	6-2	225	Charlotte, N.C.	William A. Hough HS
3	Demario Douglas	R-So.	WR	5-8	170	Jacksonville, Fla.	Mandarin HS
3	Stephen Sings V	R-So.	DE	6-3	255	Charlotte, N.C.	Zebulon B. Vance HS
4	CJ Daniels	R-So.	WR	6-2	205	Lilburn, Ga.	Parkview HS
4	Chris Megginson	Jr.	CB	6-0	190	Lynchburg, Va.	Heritage HS
5	Noah Frith	R-Jr.	WR	6-4	200	Woodstock, Ga.	Woodstock HS
5	Dre Butler	Sr.	DT	6-5	300	Covington, Ga.	Newton HS (Auburn)
6	Jaivian Lofton	R-Jr.	WR	6-1	200	Rancho Cucamonga, Calif.	Rancho Cucamonga HS (Chaffey)
6	Robert Rahimi	Jr.	S	6-1	190	Santa Ana, Calif.	Cornerstone Christian (Saddleback)
7	Kaidon Salter	R-Fr.	QB	6-1	190	Cedar Hill, Texas	Cedar Hill HS (Tennessee)
7	Mike Smith, Jr.	R-Jr.	LB	6-1	225	Flora, Miss.	Ridgeland HS (Miss. Gulf Coast CC)
8	Caleb Snead	R-Sr.	WR	6-3	205	Lynchburg, Va.	Heritage HS (Campbell)
8	Daijahn Anthony	R-Jr.	CB	6-0	205	Richmond, Va.	Hermitage HS (Shepherd)
9	Sean Brown	R-So.	QB	6-1	200	Apex, N.C.	Middle Creek HS
9	Juawan Treadwell	Sr.	S	5-11	200	Crete, Ill.	Crete-Monee HS (Independence CC)
10	Nate Hampton	R-Fr.	QB	6-6	235	Advance, N.C.	Davie County HS
10	TreShaun Clark	Jr.	DE	6-1	250	Cape Coral, Fla.	Cape Coral HS
11	Johnathan Bennett	R-Jr.	QB	6-0	220	Summerville, S.C.	Summerville HS
11	Durrell Johnson	Sr.	DE	6-3	240	Baltimore, Md.	Overlea HS (ASA College)
12	Zak Burnett	R-So.	QB	6-1	195	Guntersville, Ala.	Guntersville HS (Samford)
12	Maurice Freeman III	R-Fr.	S	6-0	200	Chesapeake, Va.	Oscar Smith HS
13	CJ Yarbrough	R-Jr.	WR	6-3	195	Tanner, Ala.	East Limestone HS
13	Jaylon Jimmerson	Jr.	S	5-10	200	Pittsburg, Texas	Pittsburg HS (Incarnate Word)
14	Kylen Austin	R-Fr.	WR	6-0	155	Baltimore, Md.	St. Paul's School
14	Deon Biggins	R-So.	CB	6-1	170	Horn Lake, Miss.	Horn Lake HS
15	Bentley Hanshaw	R-Jr.	TE	6-5	250	Moorpark, Calif.	Moorpark HS (BYU)
15	Brylan Green	Fr.	S	5-11	170	Opelousas, La.	Lafayette Christian Academy
16	Charlie Brewer	R-Sr.	QB	6-1	210	Austin, Texas	Lake Travis HS (Utah)
16	Quinton Reese	R-So.	S	6-0	190	Alpharetta, Ga.	Blessed Trinity Catholic HS
17	Khaleb Coleman	R-Sr.	WR	6-2	230	Washington, D.C.	Woodrow Wilson HS
17	Rashaud Pernel	Fr.	DE	6-4	250	Highland Springs, Va.	Highland Springs HS
18	Dexter Ricks, Jr.	Fr.	CB	6-0	175	Milledgeville, Ga.	Baldwin HS
19	Brody Brumm	R-Sr.	WR	6-0	200	Winamac, Ind.	Winamac HS
19	Miyon Conaway	Fr.	DE	6-2	220	Hazlehurst, Ga.	Jeff Davis HS
20	Kobe Singleton	R-So.	CB	6-0	180	Tallahassee, Fla.	Chiawana HS (Southern Utah)
21	Treon Sibley	R-So.	WR	6-0	210	Akron, Ohio	Coventry HS
21	Sam Guridy	R-Fr.	S	6-0	185	Lynchburg, Va.	E.C. Glass HS
22	Coleman Baker	Fr.	WR	5-11	175	Brentwood, Tenn.	David Lipscomb Academy
22	Jayden Sweeney	Fr.	S	5-11	175	Birmingham, Ala.	Clay-Chalkville HS
23	Malik Caper	R-So.	RB	6-0	235	Hurst, Texas	Grapevine Faith Christian School
24	Aakil Washington	R-So.	LB	6-2	240	Marietta, Ga.	Wheeler HS
25	Antwon Jackson	Fr.	CB	5-10	155	Warner Robins, Ga.	Warner Robins HS
26	Amarian Williams	R-Fr.	CB	5-10	170	Cedar Hill, Texas	Cedar Hill HS
27	Micah Glaize	Jr.	LB	6-0	205	Lynchburg, Va.	Brookville HS
28	Justin Gipson	Fr.	RB	5-10	190	Suwanee, Ga.	North Gwinnett HS
28	Preston Hodge	R-Fr.	CB	6-0	185	Waxahachie, Texas	Waxahachie HS (Navarro)
29	AKhori Jones	Fr.	S	5-11	185	Macon, Ga.	Mount De Sales Academy
30	Michael Bollinger	R-Sr.	TE	5-11	245	Spartanburg, S.C.	Boiling Spring HS
30	Jordan Norwood	Fr.	LB	6-1	210	Highlands Ranch, Colo.	Valor Christian School
31	Tim Coutras	So.	S	6-1	205	Nashville, Tenn.	Nolensville HS
32	Elijah Auguste	Fr.	CB	5-10	180	Everett, Mass.	Everett HS
33	Kyle Hanks	Fr.	RB	5-10	175	Salem, Va.	Glenvar HS
33	Lawrence Brown	Fr.	CB	6-2	180	Madison Heights, Va.	Amherst County HS
34	Ahmad Walker	So.	LB	5-11	215	Warner Robins, Ga.	Warner Robins HS
35	Tyren Dupree	R-Jr.	LB	6-1	240	Leesburg, Ala.	Cherokee HS

ALPHABETICAL ROSTER		
No.	Name	Pos.
46	Aidan Alves	P
8	Daijahn Anthony	CB
32	Elijah Auguste	CB
14	Kylen Austin	WR
22	Coleman Baker	WR
98	CJ Bazile, Jr.	DE
85	Brayden Beck	K
38	Jaylin Belford	WR
11	Johnathan Bennett	QB
14	Deon Biggins	CB
64	Jacob Bodden	OL
30	Michael Bollinger	TE
92	Chris Boti	DT
16	Charlie Brewer	QB
33	Lawrence Brown	CB
42	Nick Brown	K
9	Sean Brown	QB
19	Brody Brumm	WR
97	Marquise Brunson	DT
56	Will Buchanan	OL
75	Mason Bundy	OL
12	Zak Burnett	QB
5	Dre Butler	DT
54	Caeden Callahan	LB
23	Malik Caper	RB
43	Joseph Carter	LB
91	Kendy Charles	DT
10	TreShaun Clark	DE
17	Khaleb Coleman	WR
19	Miyon Conaway	DE
31	Tim Coutras	S
82	D'Wayne Crawford	WR
4	CJ Daniels	WR
36	Daniel Darko	S
99	Bryce Dixon	DT
53	Phillip Doss	DL
3	Demario Douglas	WR
35	Tyren Dupree	LB
81	Markel Fortenberry	WR
12	Maurice Freeman III	S
5	Noah Frith	WR
73	X'Zauvea Gadlin	OL
28	Justin Gipson	RB
27	Micah Glaize	LB
52	Jonathan Graham	OL
15	Brylan Green	S
2	T.J. Green	RB
21	Sam Guridy	S
10	Nate Hampton	QB
33	Kyle Hanks	RB
78	Brian Hannibal	OL
15	Bentley Hanshaw	TE
94	Jay Hardy	DT
63	Tommy Harley	OL
51	Harrison Hayes	OL
83	Austin Henderson	TE
28	Preston Hodge	CB
0	Dae Dae Hunter	RB

NO.	NAME	YEAR	POS.	HT.	WT.	HOMETOWN	H.S./PREVIOUS
36	Daniel Darko	R-Sr.	S	6-1	190	Baltimore, Md.	Seed School of Maryland (Marshall)
37	Owen McCone	Fr.	LB	5-11	190	Fayetteville, Ark.	Fayetteville HS
37	Max Morgan	So.	K	6-3	225	Greenville, S.C.	Christ Church Episcopal School
38	Jaylin Belford	Fr.	WR	5-8	155	Lynchburg, Va.	Liberty Christian Academy
38	Tre Lawing	Fr.	S	5-10	185	Appomattox, Va.	Appomattox County HS
39	Russian Williams	R-So.	RB	5-6	155	Burke, Va.	Robinson HS
40	Caleb Williams	Fr.	LB	6-1	210	Franklin, Tenn.	Christ Presbyterian Academy
41	Austin Mock	R-Sr.	LS	6-2	240	Lynchburg, Va.	Liberty Christian Academy
42	Nick Brown	R-Fr.	K	6-4	155	Frisco, Texas	Centennial HS
43	Joseph Carter	R-Fr.	LB	6-0	235	Jacksonville, Fla.	University Christian HS
44	Ike Okoye	R-So.	DE	6-3	235	Silver Spring, Md.	Wheaton HS
45	Jackson Shirer	R-Fr.	DE	6-1	245	Arlington, Texas	Martin HS
46	Aidan Alves	R-Sr.	P	6-1	220	Dillsburg, Pa.	Northern York HS
47	Austin Turner	R-Fr.	LS	6-1	265	Elon, N.C.	Western Alamance HS
48	Rashad Whitehead	R-So.	DE	6-2	275	Atlanta, Ga.	B.E.S.T. Academy
50	Chase Mitchell	R-So.	OL	6-4	330	Washington, Pa.	Washington HS
51	Harrison Hayes	So.	OL	6-4	285	Wexford, Pa.	Pine-Richland HS
52	Jonathan Graham	R-Jr.	OL	6-5	325	La Plata, Md.	La Plata HS
53	Phillip Doss	So.	DL	6-5	285	Lynchburg, Va.	Liberty Christian Academy
54	Caeden Callahan	Fr.	LB	6-1	215	Acworth, Ga.	North Cobb Christian School
55	Brendan Schlittler	R-Jr.	OL	6-5	315	Eureka, Mo.	Eureka HS
56	Will Buchanan	R-So.	OL	6-6	325	Asheville, N.C.	Christ School
57	Carl Poole	R-So.	LB	5-11	235	Danville, Va.	George Washington HS
60	Cam Reddy	R-Sr.	OL	6-2	305	Franklin, Mass.	Lawrence Academy (Colorado State)
63	Tommy Harley	Fr.	OL	6-6	280	Deerfield Beach, Fla.	Calvary Christian HS
64	Jacob Bodden	R-Jr.	OL	6-3	310	Hoover, Ala.	Hoover HS
65	Naasir Watkins	R-Sr.	OL	6-6	320	Bowie, Md.	Our Lady of Good Counsel (Kentucky)
68	Hunter Porterfield	Fr.	OL	6-4	285	Richmond, Va.	Benedictine College Prep
70	Reggie Young	R-Sr.	OL	6-4	270	New Orleans, La.	Edna Carr HS (Iowa Central CC)
73	X'Zauvea Gadlin	R-Sr.	OL	6-4	315	Grand Prairie, Texas	Mansfield Summit HS (Tulsa)
74	Jacob Lecates	Fr.	OL	6-7	330	Trinity, N.C.	Ben Lippen School
75	Mason Bundy	R-Fr.	OL	6-6	300	Mineral Bluff, Ga.	Fannin County HS
77	Cooper McCaw	R-Sr.	OL	6-5	305	Roanoke, Texas	Grapevine Faith CS
77	Khristian Zachary	So.	DT	6-2	270	Fayetteville, Ga.	Carrollton HS
78	Brian Hannibal	R-So.	OL	6-3	295	Silver Spring, Md.	James Hubert Blake HS
79	John Kourtis	R-Jr.	OL	6-5	320	Toronto, Ontario, Canada	Canada Prep
80	Cole Peterlin	Sr.	WR	6-1	195	Schwenksville, Pa.	Perkiomen Valley HS
81	Markel Fortenberry	Fr.	WR	6-4	185	Maryville, Tenn.	Maryville HS
82	D'Wayne Crawford	R-Jr.	WR	5-6	160	Concord, N.C.	CFA Academy (East Carolina)
83	Austin Henderson	R-So.	TE	6-6	240	Nashville, Tenn.	Ensworth HS (Minnesota)
84	Teigan Martin	Fr.	TE	6-5	220	Mayer, Minn.	Mayer Lutheran HS
85	Mark Hutzal	Fr.	WR	6-0	180	Louisville, Ky.	Martha Layne Collins HS
85	Brayden Beck	So.	K	5-11	180	Carrollton, Texas	Hebron HS
86	Eddie Ogle	R-So.	WR	5-9	180	Allentown, Pa.	Liberty Christian Academy
87	Brayden Monday	R-So.	TE	6-4	235	Waynesville, N.C.	Tuscola HS
88	Jerome Jackson	R-Sr.	TE	6-3	255	Fort Worth, Texas	Timber Creek HS
90	Dennis Osagiede	R-Sr.	DT	5-11	290	Nacogdoches, Texas	Ridge Point HS (Stephen F. Austin)
90	Jason Stricker	R-So.	K/P	6-1	190	Waxhaw, N.C.	Marvin Ridge HS
91	Kendy Charles	R-So.	DT	6-0	275	Orange Park, Fla.	Orange Park HS
92	Chris Boti	So.	DT	6-1	290	Columbia, Md.	St. Vincent Pallotti HS
94	Jay Hardy	R-Fr.	DT	6-3	320	Chattanooga, Tenn.	McCallie HS (Auburn)
95	Teagen Lenderink	R-Fr.	K	6-1	175	Belmont, Mich.	Brentwood Academy
97	Marquise Brunson	R-Fr.	DT	6-2	265	Virginia Beach, Va.	Princess Anne HS
98	CJ Bazile, Jr.	Fr.	DE	6-2	240	Miami, Fla.	Miramar HS
99	Bryce Dixon	Fr.	DT	6-2	275	Charlotte, N.C.	David W. Butler HS

ALPHABETICAL ROSTER		
No.	Name	Pos.
85	Mark Hutzal	WR
25	Antwon Jackson	CB
88	Jerome Jackson	TE
13	Jaylon Jimmerson	S
11	Durrell Johnson	DE
0	Jerome Jolly, Jr.	LB
29	A'Khor Jones	S
79	John Kourtis	OL
38	Tre Lawing	S
74	Jacob Lecates	OL
95	Teagen Lenderink	K
6	Jaivian Lofton	WR
1	Shedro Louis	RB
84	Teigan Martin	TE
77	Cooper McCaw	OL
37	Owen McCone	LB
4	Chris Megginson	CB
50	Chase Mitchell	OL
41	Austin Mock	LS
87	Brayden Monday	TE
37	Max Morgan	K
30	Jordan Norwood	LB
86	Eddie Ogle	WR
44	Ike Okoye	DE
90	Dennis Osagiede	DT
17	Rashad Pernell	DE
80	Cole Peterlin	WR
57	Carl Poole	LB
68	Hunter Porterfield	OL
6	Robert Rahimi	S
60	Cam Reddy	OL
16	Quinton Reese	S
18	Dexter Ricks, Jr.	CB
7	Kaidon Salter	QB
55	Brendan Schlittler	OL
1	Javon Scruggs	S
2	Kaci Seegars	LB
45	Jackson Shirer	DE
21	Treon Sibley	WR
20	Kobe Singleton	CB
3	Stephen Sings V	DE
7	Mike Smith, Jr.	LB
8	Caleb Snead	WR
90	Jason Stricker	K/P
22	Jayden Sweeney	S
9	Juawan Treadwell	S
47	Austin Turner	LS
34	Ahmad Walker	LB
24	Aakil Washington	LB
65	Naasir Watkins	OL
48	Rashad Whitehead	DE
26	Amarian Williams	CB
40	Caleb Williams	RB
39	Russian Williams	RB
13	CJ Yarbrough	WR
70	Reggie Young	OL
77	Khristian Zachary	DT

Pronunciation Guide

- 0 Dae Dae Hunter (Day-Day)
- 1 Shedro (SHED-dro) Lewis
- 1 Javon (JAY-von) Scruggs
- 4 Chris Megginson (Megan-son)
- 6 Jaivian (Jay-VEE-in) Lofton
- 6 Robert "Rocket" Rahimi (Rah-HE-ME)
- 8 Daijahn (DAY-jon) Anthony
- 9 Juawan (Juh-WAN) Treadwell
- 10 TreShaun (Tray-Shaun) Clark
- 11 Durrell (Duh-rel) Johnson
- 17 Khaleb (Caleb) Coleman
- 19 Brody Brumm (like drum)
- 21 Treon (TREY-on) Sibley (SIB-lee)
- 21 Sam Guridy (Grr-IT-E)
- 23 Malik (Muh-LEAK) Caper
- 24 Aakil (Ah-KEEL) Washington
- 26 Amarian (Ah-MAR-E-ON) Williams
- 29 A'Khor Jones (Ah-Cory)
- 30 Michael Bollinger (Bowl-in-JER)
- 31 Tim Coutras (Koo-tris)
- 32 Elijah Augustine
(Prefers Eli... August – like the month)
- 35 Tyren (Ty-WREN) Dupree (DO-pree)
- 39 Russian Williams (Ruh-SHAWN)
- 44 Ike Okoye (Oh-Koy-Ye)
- 45 Jackson Shirer (SHY-er)
- 46 Aidan Alves (AL-vis)
- 54 Caeden Callahan (KAY-den)
- 55 Brendan Schlittler (SHLIT-ler)
- 64 Jacob Bodden (Bod-IN)
- 65 Naasir Watkins (Nah-SEAR)
(Hometown: Boo-E, Maryland)
- 73 X'Zauvea Gadlin (X-zah-VEE-ay GAD-lin)
- 74 Jacob Lecates (La-KAITES)
- 79 John Kourtis (Curtis)
- 82 D'Wayne Crawford (Dwayne)
- 84 Teigan Martin (Tee-GIN)
- 86 Eddie Ogle (OH-gull)
- 90 Dennis Osagiede (Oh-SAH-guh-DAY)
- 90 Jason Stricker (rhymes with kicker)
- 91 Kendy (Ken-DEE) Charles
- 92 Chris Boti (Body)
- 97 Marquise Brunson (Mar-KEESE)
- 98 C.J. Bazile Jr. (Buh-ZELL)

PLAYERS BY HOME STATE/COUNTRY

Virginia	18
Georgia	15
Texas	13
North Carolina	11
Florida	9
Maryland	8
Tennessee	6
Alabama	5
Pennsylvania	5
California	3
South Carolina	3
Colorado	2
Louisiana	2
Massachusetts	2
Mississippi	2
Arizona	1
Arkansas	1
Illinois	1
Indiana	1
Kentucky	1
Michigan	1
Minnesota	1
Missouri	1
Ohio	1
District of Columbia	1
Canada	1



FLAMES IN THE PROS UNDER HUGH FREEZE

2020
Antonio Gandy-Golden
Washington Redskins (NFL)
4th Round

2020
Solomon Ajayi
Cleveland Browns (NFL)
Free Agent

2020
Elijah Benton
Cleveland Browns (NFL)
Free Agent

2020
Jessie Lemonier
Los Angeles Chargers (NFL)
Free Agent

2020
Bejour Wilson
Arizona Cardinals (NFL)
Free Agent

2021
Anthony Butler
Indianapolis Colts (NFL)
Free Agent

2022
Malik Willis
Tennessee Titans (NFL)
3rd Round

2022
Frankie Hickson
Saskatchewan Roughriders (CFL)
Free Agent

2022
Johnny Huntley
Chicago Bears (NFL)
Free Agent

2022
Storey Jackson
Dallas Cowboys (NFL)
Free Agent

2022
Elijah James
Chicago Bears (NFL)
Free Agent

2022
Duron Lowe
Los Angeles Rams (NFL)
Free Agent

2022
Ralfs Rusins
Baltimore Ravens (NFL)
Free Agent

2022
Tristan Schultz
Miami Dolphins (NFL)
Free Agent

2022
Kevin Shaa
Chicago Bears (NFL)
Free Agent

2022
Cedric Stone
Washington Commanders (NFL)
Free Agent

2022
Skylar Thomas
Los Angeles Chargers (NFL)
Free Agent



THE FREEZE FILE

	Overall		Conference	
	W	L	W	L
2022 - Liberty	7	1	0	0
2021 - Liberty	8	5	0	0
2020 - Liberty	10	1	0	0
2019 - Liberty	8	5	0	0
2016 - Ole Miss^	0	7	0	6
2015 - Ole Miss	10	3	6	2
2014 - Ole Miss^	1	4	0	3
2013 - Ole Miss^	1	5	0	5
2012 - Ole Miss^	0	6	0	5
2011 - Arkansas St.	10	2	8	0
2009 - Lambuth	12	1	6	0
2008 - Lambuth	8	4	4	1
Career Totals	75	44	24	22
Liberty Totals	33	12	0	0

^ Record does not reflect 27 total vacated wins during the 2012, 2013, 2014, and 2016 seasons and a bowl game appearance in 2012

FREEZE IN BOWL GAMES

2021 Season - Liberty
Lendingtree Bowl - Dec. 18, 2021 (Mobile, Ala.)
 Liberty 56, Eastern Michigan 20

2020 Season - Liberty
Cure Bowl - Dec. 26, 2020 (Orlando, Fla.)
 Liberty 37, Coastal Carolina 34

2019 Season - Liberty
Cure Bowl - Dec. 21, 2019 (Orlando, Fla.)
 Liberty 23, Georgia Southern 16

2015 Season - Ole Miss
Sugar Bowl - Jan. 1, 2016 (New Orleans, La.)
 Ole Miss 48, Oklahoma State 20

2014 Season - Ole Miss
Peach Bowl - Dec. 31, 2014 (Atlanta, Ga.)
 TCU 42, Ole Miss 3

2013 Season - Ole Miss
Music City Bowl - Dec. 30, 2013 (Nashville, Tenn.)
 Ole Miss 25, Georgia Tech 17

YEAR AT LIBERTY	Fourth
ALMA MATER	Southern Miss, '92
WIFE	Jill
CHILDREN	Ragan, Jordan, & Madison

6 Bowl Game Appearances ^ (5-1 Record)

2013 Grant Teaff FCA Coach of the Year

2011 Sun Belt Coach of the Year

Freeze's Liberty Tenure (2019-Present) by the Numbers

- » 1 - Led the program to its first-ever bowl game appearance and bowl game victory in 2019
- » 2 - Liberty is one of two teams in NCAA history to win bowl games during their first three full seasons at the FBS level (2019-21)
- » 6 - Freeze was one of six finalists for the 2020 George Munger Collegiate Coach of the Year Award
- » 8 - The Flames posted eight wins in 2021 after facing eight bowl-eligible teams (Liberty only faced a combined five bowl-eligible teams during the 2019 and 2020 seasons)
- » 9 - The Flames knocked off No. 9/11 ranked Coastal Carolina in the 2020 Cure Bowl, marking the first time Liberty had defeated a nationally ranked FBS opponent in program history
- » 10 - Liberty tied a program record with 10 wins during the 2020 season
- » 17 - The Flames finished the 2020 season ranked No. 17 in the final Associated Press poll, its first-ever end of the year national ranking

Freeze's Ole Miss Tenure (2012-16) by the Numbers

- » 1 - Top ranked scoring defense in the country in 2014 (16.0 points allowed per game)
- » 2 - Alabama's national ranking when Ole Miss defeated the Crimson Tide, 43-37, in Tuscaloosa, Ala., on Sept. 19, 2015
- » 4 - Top 15 ranked recruiting classes, including top-five classes in 2013 and 2016
- » 7 - All-Americans coached during his time at Ole Miss
- » 11 - Ole Miss players selected in the NFL Draft during Freeze's coaching tenure, including three first-round selections in 2016
- » 18 - Number of times Ole Miss scored 40 or more points in a game during Freeze's coaching career with the Rebels, including six games with 50 or more points scored
- » 121 - Players who earned their degrees during Freeze's time as head coach
- » 2014 - Finalist for the Bear Bryant Award and the Dobb Trophy

Freeze's Arkansas State Tenure (2011) by the Numbers

- » 1 - First 10-win season during Arkansas State's time as an FBS program
- » 13 - Players who earned All-Sun Belt Conference honors, including both the league's Offensive Player of the Year and Defensive Player of the Year

The Road to Liberty



Liberty
HEAD COACH
 2019 - Present



Arizona Hotshots
OFF. COORDINATOR
 OCT. 2018-DEC. 2018



Ole Miss
HEAD COACH
 2012-16



Arkansas State
HEAD COACH
 2011
OFF. COORDINATOR
 2010



San Jose State
OFF. COORDINATOR
 DEC. 2009-FEB. 2010



Lambuth
HEAD COACH
 2008-09



Ole Miss
TE/RECRUITING
 2006-07
ASST. AD
 2005

OFFENSE



KENT AUSTIN (Booth)
Co-Offensive Coordinator/Quarterbacks
Hometown: Natick, Mass.
Alma Mater: Ole Miss, '85
Year in Coaching: 20
Children: Kendall, Cassidy & Wesley



MAURICE HARRIS (Booth)
Co-Offensive Coordinator/Wide Receivers
Hometown: Memphis, Tenn.
Alma Mater: Arkansas State, '98
Year in Coaching: 24
Wife: LaQuesha
Children: Arami & Cortlynn



BEN AIGAMAUA (Field)
Tight Ends
Hometown: Leone, American Samoa
Alma Mater: Lambuth, '10
Year in Coaching: 13
Wife: Kendra
Children: Lily & Ben



BRUCE JOHNSON (Field)
Running Backs
Hometown: Phoenix, Ariz.
Alma Mater: Arizona State, '99
Year in Coaching: 25
Wife: Michelle
Children: Jaidyn, Brayden & Aydin



CHRIS KLENAKIS (Field)
Offensive Line
Hometown: Reno, Nev.
Alma Mater: Carroll, '86
Year in Coaching: 35
Wife: Louise
Children: Myles, Matthew, Nikos, Lucy, Mark & Elizabeth

DEFENSE/SPEC. TEAMS



JOSH ALDRIDGE (Field)
Co-Defensive Coordinator/Linebackers
Hometown: Jackson, Tenn.
Alma Mater: Harding, '12
Year in Coaching: 10
Wife: Jessica
Children: Braxton & Nora



JACK CURTIS (Booth)
Co-Defensive Coordinator/Safeties
Hometown: Birmingham, Ala.
Alma Mater: Evangel, '87
Year in Coaching: 36
Wife: Michelle
Children: Carolina & Georganna



DARIUS EUBANKS (Field)
Defensive Backs
Hometown: Thomson, Ga.
Alma Mater: Ga. Southern, '13
Year in Coaching: 6



JEREMY GARRETT (Field)
Defensive Line
Hometown: Senatobia, Miss.
Alma Mater: Ole Miss, '07
Year in Coaching: 13
Wife: Shay
Children: Jayden, Jacob & Grace



TANNER BURNS (Field)
Special Teams Coordinator/Outside LBs
Hometown: San Jose, Calif.
Alma Mater: Ole Miss, '12
Year in Coaching: 10
Wife: Becca
Child: Blakely and Kinsley

QB



#7 • QB • KAIDON SALTER • 6-1 • 190 • R-FR.

- Missed four out of the last five games (Akron, UMass, GWU, BYU); returned to complete 10-of-19 pass attempts for 170 yards and 2 TDs at Old Dominion
- Completed 19-of-34 passes for career-best 256 yards, 2 TDs, 2 INTs while adding 15 carries for 77 yards and a career-best 43-yard run (TD) at Wake Forest
- Made first career start in home opener versus UAB, tallying 202 passing yards and recording a career-high in rushing yards (79) and had a two-yard TD run
- Led Liberty to a season-opening road win over Southern Miss, where he completed for 213 total offensive yards (65 rushing, 148 passing with 2 TDs)
- Redshirted after seeing playing time in two games in 2021 (39 passing yards/1 TD, 53 rushing yards), transferred to Liberty from Tennessee



#11 • QB • JOHNATHAN BENNETT • 6-0 • 220 • R-JR.

- Had a career day during Liberty's win over BYU with a career-best 24 completions (24-of-29) and a career-high 247 passing yards with a TD
- Finished the Gardner-Webb game with a career-high 30 passing attempts (17-of-30) and 222 passing yards
- Led Liberty to a road win at UMass, finishing with 183 passing yards and a career best with 2 TDs passes, along rushed for a career high 50 yards
- Completed 7-of-9 passing attempts at Old Dominion during the second half; threw a 41-yard TD pass to Dae Dae Hunter with five minutes left to seal the win
- Most experienced of Liberty's returning quarterbacks (19 career games in 2020, 2021 and 2022)



#16 • QB • CHARLIE BREWER • 6-1 • 210 • R-SR.

- Left Liberty's season opener against Southern Miss in the first quarter after suffering an injury - completed 3-of-4 passes for 18 yards and had three rushes for 13 yards in his limited action,
- After missing six games, Brewer briefly returned to the lineup for three snaps during Liberty's win over BYU, including two rushing attempts
- 2022 Johnny Unitas Golden Arm Award Watch List member
- Transferred to Liberty from Utah - Played in three games for Utah in 2021, completing 48-of-79 passing attempts for 484 yards and three touchdowns



#0 • RB • DAE DAE HUNTER • 5-10 • 190 • R-SO.

- Ranks No. 29 - Total TDs (9), No. 6 Rush Yards per Carry (6.82)
- Ranks No. 18 - Rushing Yards (825), 76 yards vs. Gardner-Webb
- Career day during Liberty's win over BYU (23 carries, 213 yards, 1 TD)
- 121 rushing yards and 2 TDs at ODU; 41-yard receiving TD
- Transferred to Liberty after playing two years at Hawaii (2020 and 2021)



#1 • RB • SHEDRO LOUIS • 5-8 • 170 • JR.

- Ranks No. 2 in school history with 70 career kickoff returns
- Had a career day at UMass, finishing the game with 3 rushing TDs
- Finished the Old Dominion game with a career-best 16 carries/109 yards
- Tallied career-high 13 carries for 55 yards at Southern Miss
- Ranked third among running backs with 446 rushing yards in 2021



#2 • RB • T.J. GREEN • 5-11 • 205 • R-SR.

- Missed Liberty's first five games due to injury
- Returned to the lineup against UMass, 6 carries for 39 yards
- Offensive MVP of the 2021 LendingTree Bowl
- Led all running backs during the 2021 campaign with 477 rushing yards on 75 carries, while rushing for four touchdowns



#3 • WR • DEMARIO DOUGLAS • 5-8 • 170 • R-SO.

- No. 40 in receiving yards (615), No. 45 in receiving yards per game (76.9)
- Two 100-yard games in 2022 (124 yards at Wake Forest, 134 at UMass)
- Added two receiving TDs at Wake Forest; 203 all-purpose yards
- Career-high eight receptions against Gardner-Webb (87 yards)
- 2021 and 2022 Paul Hornung Award watch list



#5 • WR • NOAH FRITH • 6-4 • 200 • R-JR.

- Recorded career-high 75 yards on three catches vs. UAB, had 51 YAC
- Career-best four receptions vs. GWU, including a career-long (60 yards)
- Recorded four receptions for 70 yards against BYU
- Finished the UMass game with a 32-yard TD catch
- One of eight players on the roster with multiple TD receptions (2) in 2021



#8 • WR • CALEB SNEED • 6-3 • 205 • R-SR.

- Missed the last five games (Akron, Old Dominion, UMass, GWU and BYU)
- Surpassed 2,500 career rec. yds., 59 yards, three catches at Wake Forest
- Had a breakout year in 2021 at Campbell, leading the team with 1,067 receiving yards on 73 receptions with 10 touchdowns, transferred to Liberty
- Earned FCS All-America honors and AP 3rd Team All-America in 2021



#13 • WR • CJ YARBROUGH • 6-3 • 195 • R-JR.

- Career-high 94 receiving yards and a TD at Old Dominion
- Had three catches for 36 yards in 2022 season debut at Southern Miss
- Made two catches for 36 yards at Wake Forest
- Opted out of 2021 season
- Left program after 2020 season to focus his time in the ROTC program



#88 • TE • JEROME JACKSON • 6-3 • 255 • R-JR.

- Had one catch for 17 yards in season opener at USM, caught the game-winning two-point conversion from Kaidon Salter in the fourth OT
- Caught his seventh career TD against Gardner-Webb
- Saw playing time in 11 of 13 games in 2021, starting four contests
- One of eight players on Liberty's roster with multiple touchdown receptions (2) in 2021

OFFENSIVE LINEMEN/KICKER



#65 • LT • NASSIR WATKINS • 6-6 • 320 • R-SR.

- Has started in seven games in 2022, missed the Akron game
- Saw playing time in 25 games during five seasons at Kentucky
- Finished the 2019 season with 12 knockdowns and helped Kentucky set a single-season school record with 3,624 rushing yards, 36 rushing touchdowns and averaging 6.3 yards per carry



#64 • LG • JACOB BODDEN • 6-3 • 310 • R-JR.

- Broke a string of 15-straight starts; missed Akron/ODU games
- Saw playing time in all 13 games in 2021, starting the last 12 contests at left guard
- Liberty ranked No. 8 in passing yards per completion (14.69)
- Liberty ranked No. 25 in scoring offense (33.6 points per game)



#60 • C • CAM REDDY • 6-2 • 305 • R-SR.

- Started in his Flames debut at USM, Liberty ran for 244 yards
- Started his eighth straight game at center against BYU
- Transferred to Liberty from Colorado State
- Saw playing time in 16 games during 2020 and 2021 seasons
- 2020 Rimington Trophy Award watch list



#55 • RG • BRENDAN SCHLITTLER • 6-5 • 315 • R-JR.

- Started in first eight games, has 22 straight starts for Flames
- 2022 Outland Trophy Watch List (Best College Football Interior Lineman)
- 2022 Phil Steele Preseason All-Independent first team



#73 • RT • X'ZAUVEA GADLIN • 6-4 • 315 • R-SR.

- Started in his first eight games for the Flames
- Started all eight games at right tackle
- Transferred to Liberty from Tulsa, where he played in 29 games (22 starts)
- Played right guard, left guard and center in 2022




#77 • RT • COOPER MCCAWE • 6-5 • 305 • R-SR.

- Started his 27th career game against Akron at right tackle
- LU's most experienced offensive lineman (55 career games)
- 2021 and 2022 Earl Campbell Tyler Rose Award watch list
- Started 23 out of the last 24 games at right tackle in 2020/2021
- 2020 Phil Steele Postseason All-Independent second team



#42 • K • NICK BROWN • 6-4 • 155 • R-FR.

- Had two FGs at Wake Forest, made a then career-long 47 yarder, had two PATs and eight points
- Career-long 49 yard field goal at Old Dominion
- Career-high 11 points against BYU (5 PATs and 2 FGs)
- Started the first eight games of 2022 at placekicker



#85 • K • BRAYDEN BECK • 5-11 • 180 • SO.

- Saw playing time in the last nine games of the 2021, missed first seven games of 2022 season
- Finished season connecting on 4-of-5 field goal attempts (80.0 percent), led team in FGs in 2021
- Ended year knocking down 34-of-37 point-after attempts

TE

0 DAE DAE HUNTER, RB

Rush attempts:	23, vs. BYU, 10-22-22
Rush yards:	213, vs. BYU, 10-22-22
Rush TDs:	2, at Nevada, 10-16-21
	2, at Old Dominion, 10-01-22
Long rush:	81, at Nevada, 10-16-21
Receptions:	7, at UCLA, 08-28-21
Receiving yards:	83, at Oregon State, 09-11-21
Receiving TDs:	1, 3 times (last at Old Dominion, 10-01-22)
Long reception:	41, at Old Dominion, 10-01-22
Long kick return:	22, at Fresno State, 10-24-20
Long punt return:	

1 SHEDRO LOUIS, RB/RS

Rush attempts:	16, at Old Dominion, 10-01-22
Rush yards:	170, at Syracuse, 10-17-20
Rush TDs:	3, at UMass, 10-09-22
Long rush:	75, at Syracuse, 10-17-20
Receptions:	3, 6 times (last vs. UAB, 09-10-22)
Receiving yards:	69, vs. Louisiana, 11-20-21
Receiving TDs:	1, 2 times (last time at North Texas, 10-23-21)
Long reception:	44, vs. Louisiana, 11-20-21
Long kick return:	97, vs. Maine, 10-19-19
Long punt return:	1, vs. Hampton, 09-21-19

2 T.J. GREEN, RB

Rush attempts:	10, at Troy, 09-11-21
Rush yards:	88, vs. Eastern Michigan, 12-18-21
Rush TDs:	2, vs. UMass, 10-30-21
Long rush:	43, vs. Louisiana, 11-20-21
Receptions:	2, vs. Louisiana, 11-20-21
Receiving yards:	18, at North Texas, 10-23-21
Receiving TDs:	18, vs. Campbell, 09-04-21
Long reception:	18, at North Texas, 10-23-21
Long kick return:	20, vs. Middle Tennessee, 10-09-21

3 DEMARIO DOUGLAS, WR/RS

Receptions:	8, vs. Gardner-Webb, 10-15-22
	8, vs. BYU, 10-22-22
Receiving yards:	156, vs. Middle Tennessee, 10-09-21
Receiving TDs:	2, 2 times (last at Wake Forest, 09-17-22)
Long reception:	70, at UAB, 10-02-21
Long kick return:	42, vs. Louisiana, 11-20-21
Long punt return:	73, vs. ULM, 10-10-20

4 CJ DANIELS, WR

Receptions:	8, vs. Army, 11-27-21
Receiving yards:	135, at North Texas, 10-23-21
Receiving TDs:	2, 3 times (last at North Texas, 10-23-21)
Long reception:	56, vs. Western Carolina, 11-14-20

5 NOAH FRITH, WR

Receptions:	4, 3 times (last vs. Gardner-Webb, 10-15-22)
Receiving yards:	75, vs. UAB, 09-10-22
Receiving TDs:	1, 7 times (last vs. Army, 11-27-21)
Long reception:	60, vs. Gardner-Webb, 10-15-22

6 JAIVIAN LOFTON, WR

Receptions:	4, vs. Akron, 09-24-22
Receiving yards:	51, vs. Campbell, 09-04-21
Receiving TDs:	1, 2 times (last at Old Dominion, 10-01-22)
Long reception:	34, vs. Louisiana-Monroe, 10-10-20
	34, at Old Dominion, 10-01-22

7 K Aidon Salter, QB

Completions:	19, at Wake Forest, 09-17-22
Attempts:	34, at Wake Forest, 09-17-22
Passing TDs:	2, 3 times (last at Old Dominion, 10-01-22)
Passing yards:	256, at Wake Forest, 09-17-22
Long completion:	51, at Southern Miss, 09-03-22
Rush attempts:	15, at Wake Forest, 09-17-22
Rush yards:	79, vs. UAB, 09-10-22
Rush TDs:	1, 2 times (last at Wake Forest, 09-17-22)
Long rush:	43, at Wake Forest, 09-17-22

8 CALEB SNEAD, WR

Receptions:	11, at James Madison, 11-06-21
Receiving yards:	198, at James Madison, 11-06-21
Receiving TDs:	2, 5 times (last at James Madison, 11-06-21)
Long reception:	70, at Georgetown, 09-08-18

10 NATE HAMPTON, QB

Completions:	3, at UMass, 10-08-22
Attempts:	5, at UMass, 10-08-22
Passing TDs:	1, vs. UMass, 10-30-21
Passing yards:	76, at UMass, 10-08-22
Long completion:	63, vs. UMass, 10-30-21
Rush attempts:	5, vs. Akron, 09-24-22
Rush yards:	30, vs. UMass, 10-30-21
Rush TDs:	
Long rush:	12, vs. UMass, 10-30-21

11 JOHNATHAN BENNETT, QB

Completions:	24, vs. BYU, 10-22-22
Attempts:	30, vs. Gardner-Webb, 10-22-22
Passing TDs:	2, vs. Akron, 09-24-22
	2, at UMass, 10-08-22
	2, vs. BYU, 10-22-22
Passing yards:	247, vs. BYU, 10-22-22
Long completion:	64, vs. Eastern Michigan, 12-18-21
Rush attempts:	11, at Southern Miss, 09-03-22
Rush yards:	50, at UMass, 10-09-22
Rush TDs:	1, 2 times (last at Southern Miss, 09-03-22)
Long rush:	23, at UMass, 10-08-22

13 CJ YARBROUGH, WR

Receptions:	5, at Virginia Tech, 11-07-20
Receiving yards:	94, at Old Dominion, 10-01-2
Receiving TDs:	1, 2 times (last at Old Dominion, 10-01-22)
Long reception:	47, at Virginia, 11-23-19

16 CHARLIE BREWER, QB

Completions:	43, vs. Texas Tech, 11-11-17
Attempts:	63, vs. Texas Tech, 11-11-17
Passing TDs:	3, 10 times (last at Iowa State, 11-07-20)
Passing yards:	417, vs. Texas Tech, 11-11-17
Long completion:	78, at Oklahoma State, 10-19-19
Rush attempts:	23, vs. Kansas State, 11-28-20
Rush yards:	109, vs. Vanderbilt, 12-27-18
Rush TDs:	3, vs. Texas Tech, 10-12-19
Long rush:	51, at TCU, 11-24-17

19 BRODY BRUMM, WR

Receptions:	2, 3 times (last at Ole Miss, 11-06-21)
Receiving yards:	50, vs. UMass, 10-30-21
Receiving TDs:	1, vs. UMass, 10-30-21
	1, vs. North Alabama, 10-03-20
Long reception:	39, vs. UMass, 10-30-21
Long kick return:	28, vs. Campbell, 09-04-21

88 JEROME JACKSON, TE

Receptions:	2, vs. Middle Tennessee, 10-09-21
Receiving yards:	19, vs. Louisiana-Monroe, 10-10-20
Receiving TDs:	1, 7 times (last vs. Gardner-Webb, 10-15-22)
Long reception:	19, vs. Louisiana-Monroe, 10-10-20

42 NICK BROWN, K

Points scored:	11, vs. BYU, 10-22-22
PATs made:	6, at UMass, 10-08-22
FGs made:	2, at Wake Forest, 09-17-22
	2, at Southern Miss, 09-03-22
	2, vs. BYU, 10-22-22
Long field goal:	49, at Old Dominion, 10-01-22

85 BRAYDEN BECK, K

Points scored:	8, vs. Eastern Michigan, 12-18-21
	8, vs. UMass, 10-30-21
PATs made:	8, vs. UMass, 10-30-21
FGs made:	1, 4 times (last vs. E. Michigan, 12-18-21)
Long field goal:	43, vs. Eastern Michigan, 12-18-21

BIRTHDAY CHART

September		
Date	Player	Game Day
2	Owen McCone	
3	Juawan Treadwell	Southern Miss
6	Joseph Carter	
8	Robert Rahimi	
9	Daijahn Anthony	
13	Jaylin Belford	
17	X'Zauvea Gadlin	Wake Forest
17	Cam Reddy	Wake Forest
18	Preston Hodge	
19	Kyle Hanks	
22	Daniel Darko	
23	Noah Frith	
23	Dae Dae Hunter	
27	Head Coach Hugh Freeze	

October		
Date	Player	Game Day
2	D'Wayne Crawford	
3	Carl Poole	
6	T.J. Green	
9	Caleb Williams	
11	Tre Lawing	
13	Micah Glaize	
13	Jerome Jolly, Jr.	
14	Cole Peterlin	
16	Chris Megginson	
16	Ed Ogle	
19	Russian Williams	
20	Tyren Dupree	
21	Jaivian Lofton	
23	Justin Gipson	
23	Austin Henderson	
26	Stephen Sings V	
29	Miyon Conaway	

November		
Date	Player	Game Day
1	Shedro Louis	
1	Javon Scruggs	
6	Jackson Shirer	
9	A'Khor Jones	
9	Kaci Seegars	
17	Tim Coutras	
20	Ike Okoye	
25	Jayden Sweeney	
26	Charlie Brewer	New Mexico St.
30	Malik Capner	

December		
Date	Player	Game Day
1	Bryce Dixon	
1	Dexter Ricks, Jr.	
4	Jonathan Graham	
6	Reggie Young	
8	Demario Douglas	
17	Jay Hardy	
22	Ahmad Walker	
27	Jaylon Jimmerson	
31	Deon Biggins	

DB



#11 • DE • DURRELL JOHNSON • 6-3 • 240 • SR.

- Ranks No. 8 in the country in fumble recoveries (2) and No. 8 tackles for a loss (1.5 per game);
- Matched a career high a 3.5 TFL/2.5 sack performance against Akron (five total tackles)
- Made five tackles (four solo, one assisted) and had one sack, 3.0 TFL and one QB hurry in win over UAB
- Had an interception, forced fumble, a pass breakup and five tackles (four solo, one assisted) in Liberty's win at Southern Miss in the season opener
- 2023 Senior Bowl Watch List member; • 2021 Bronko Nagurski Trophy and Chuck Bednarik Award watch list; 2020 Phil Steele Postseason All-America



#90 • DT • DENNIS OSAGIEDE • 5-11 • 290 • R-SR.

- Ranks No. 27 in the country in sacks (0.75 per game) after recording 2.0 sacks, 2.5 TFLs against Gardner-Webb
- Finished the UMass game with a career-best 1.5 sacks, while adding three tackles (1 solo, 2 assisted) and 2.0 TFLs
- Matched his season high with five tackles against Akron (all assisted stops), while adding a quarterback hurry
- Three stops against UAB (2 solo, 1 assisted), including an eight yard sacks
- Transferred to Liberty from Stephen F. Austin where he played 11 games in 2021; started his career at UMass (20 games/2018-19 seasons)



#91 • DT • KENDY CHARLES • 6-0 • 275 • R-SO.

- Had a career day against BYU, leading the Flames with a career-high eight stops (five solo, three assisted) and a QB hurry
- Started in season-opening win at Southern Miss, tallied seven tackles (four solo, three assisted) and had one TFL
- Standout day against Gardner-Webb, finishing the game with six tackles, including 1.5 TFLs and 1.0 sacks
- Finished Old Dominion game with four tackles (one solo, three assisted), while adding a pass breakup
- Ranked second on Liberty roster with 5.0 sacks in 2021, while adding 7.0 tackles for a loss



#10 • DE • TRESHAUN CLARK • 6-1 • 250 • JR.

- Missed the last three games due to an injury (UMass, GWU and BYU)
- Matches his season high with five stops against Akron (one solo, four assisted), including 1.5 sacks (12 yards)
- Had five tackles (four solo, one assisted), 1.5 sacks, 1.5 TFL vs. UAB
- 2022 Phil Steele Preseason All-Independent Team



#7 • LB • MIKE SMITH, JR. • 6-1 • 225 • R-JR.

- Career-best 3.0 TFLs vs. Gardner-Webb, seven total tackles
- Totaled a team-high 10 tackles, including 2.5 TFL, at Wake Forest
- Nine stops against Akron (three solo, six assisted)
- INT (22 yards) and eight tackles in season opener at Southern Miss
- Transferred to Liberty from Mississippi Gulf Coast Community College




#34 • LB • AHMAD WALKER • 5-11 • 215 • SO.

- Career-best nine stops against Akron (four solo, five assisted)
- Seven-stop effort against Gardner-Webb, including 1.0 TFL and 1 PBU
- Recorded six tackles, two sacks and 2.5 tackles for loss at Wake Forest
- Had a forced fumble, fumble recovery, five total tackles, 0.5 TFL vs. UAB
- Started in season opener at USM, eight total tackles



#4 • CB • CHRIS MEGGINSON • 6-0 • 190 • JR.

- Season-best four tackles against Akron (all solo stops)
- Three solo tackles against Gardner-Webb and a PBU
- Had three solo tackles, 1.0 TFL and a forced fumble vs. UAB
- Finished the So. Miss game with four stops (three assisted, one solo)
- Has played in 27 consecutive games and has 82 career tackles



#20 • CB • KOBE SINGLETON • 6-0 • 180 • R-SO.

- Ranks No. 49 in the country in INTs (against Southern Miss & UMass)
- Started against Akron, recording a season-best four tackles
- Transferred to Liberty from Southern Utah
- Played in all 11 games for Southern Utah in 2021, totaling 21 tackles while leading the team in INTs (3) and pass breakups (6)



#1 • S • JAVON SCRUGGS • 5-11 • 185 • SR.

- Missed the Wake Forest game; returned to the lineup against Akron
- Led Flames with eight stops at Old Dominion (2 solo, six assisted)
- Had seven tackles (two solo, five assisted) and fumble recovery at USM
- Team's active leader in tackles (232), INTs (6) and forced fumbles (5)
- 2020 Phil Steele Postseason All-Independent first team



#6 • S • ROBERT RAHIMI • 6-1 • 190 • JR.

- Ranks No. 6 in the country in INTs (4); No. 6 in INTs per game (0.6)
- Four INTs in three games in 2022 (first Flames to do so since 2016)
- Six stops, all assisted, and his third INT of 2022 at Old Dominion
- Had six tackles (five solo, one assisted) and fumble recovery vs. UAB
- Matched his career high with six tackles at UMass



#16 • S • QUINTON REESE • 6-0 • 190 • R-SO.

- Finished the UMass game with a career-best 1.5 TFL, added five tackles
- Tied career high with six tackles, made second career INT at Wake Forest
- Started season opener at USM, three tackles and one TFL
- Four stops at Old Dominion (two solo, two assisted). 0.5 TFL
- Saw playing time in the first six games of 2021 before suffering an injury

LB

DB

KEY RESERVES/PUNTER



#3 • DE • STEPHEN SINGS V • 6-3 • 255 • R-SO.

- Finished the UMass game with a career best 2.0 sacks
- Saw playing time in 12 games in 2021
- Finished the season with 25 tackles (13 solo, 12 assisted)
- Added 3.0 TFL, one sack and a fumble recovery
- Earned first career start at ULM, made a career-best five stops



#77 • DE • KHRISTIAN ZACHARY • 6-2 • 270 • SO.

- Has started the last three games in place of TreShaun Clark at DE
- Finished the UMass and GWU games with an assisted tackle, including 0.5 tackle for a loss against UMass
- Saw playing time in five games in 2021 (4 tackles, 2.0 TFLs)
- Four-star recruit as ranked by ESPN.com out of high school



#5 • DT • DRE BUTLER • 6-5 • 300 • SR.

- Season-best four stops at Old Dominion (two solo, two assisted), while adding a 1.0 sacks and a forced fumble
- Tied for third on squad with seven tackles (four solo, three assisted) in Liberty debut at Southern Miss
- Transferred to Liberty from Auburn during the offseason



#24 • LB • AAKIL WASHINGTON • 6-2 • 240 • R-SO.

- Matched his career high with six tackles against Akron
- Saw playing time in all 13 games in 2021, starting six games at DE
- Transitioned to linebacker during the offseason
- Finished 2021 season with 27 tackles (13 solo, 14 assisted), 5.5 TFLs, 4.5 sacks



#35 • LB • TYREN DUPREE • 6-1 • 240 • R-JR.

- Career best eight tackles against Akron (four solo, four asst.)
- Seven stops at Old Dominion, including a 1.0 sack (4 yards)
- Four tackles (2 solo, 2 asst.) and a 7-yard sack against BYU
- Totaled 31 tackles (20 solo, 11 assisted), 2.0 sacks, 4.5 TFLs, three forced fumbles and a fumble recovery in 13 games in 2021



#8 • CB • DAIJAHN ANTHONY • 6-0 • 205 • R-JR.

- Sealed Liberty's win against Gardner-Webb with an INT
- Season best five stops against Akron (two solo, three assisted)
- Finished 2021 with 15 tackles (nine solo, six assisted)
- Career-high four tackles, TFL and two PB vs. MTSU in 2021
- Transferred to Liberty from Shepherd following the 2020 season



#9 • S • JUAWAN TREADWELL • 5-11 • 200 • SR.

- Started at safety at Wake Forest, made four solo tackles and had two pass breakups in the game
- Recorded his first career sacks during Liberty's win over BYU
- Saw playing time in all 13 games in 2021 (backup at strong safety)
- Finished 2021 with 11 stops (eight solo, three assisted)



#46 • P • AIDAN ALVES • 6-1 • 220 • R-SR.

- 2019 and 2022 Ray Guy Award watch list member
- Seven punts, 37.3 YPP, three punts inside 20-yard line vs. UAB
- Had five punts for 217 yards (43.4 YPP) at Southern Miss
- 2021 LendingTree Bowl Special Teams MVP
- Finished 2021 season averaging career-best 42.7 yards per punt

0 JEROME JOLLY, JR., LB

Tackles:	5, vs. ULM, 10-10-20
Sacks:	
Tackles for loss:	1.0, vs. ULM, 10-10-20

1 JAVON SCRUGGS, S

Interceptions:	1, 6 times (last vs. Gardner-Webb, 10-15-22)
Long interception return:	72, at New Mexico St., 10-05-19
Tackles:	12, at Syracuse, 10-17-20
Sacks:	1.0, at UMass, 10-08-22
Tackles for loss:	2.5, at BYU, 11-09-19

3 STEPHEN SINGS V, DL

Tackles:	5, at ULM, 10-16-21
Sacks:	2.0, at UMass, 10-08-22
Tackles for loss:	2.0, at UMass, 10-08-22

4 CHRIS MEGGINSON, CB

Interceptions:	1, at Syracuse, 10-17-20
Long interception return:	
Tackles:	5, at Western Kentucky, 09-19-20
Tackles for loss:	1.0, vs. UAB, 09-10-22
	1.0, at UAB, 10-02-21

5 DRE BUTLER, DL

Tackles:	7, at Southern Miss, 09-03-22
Sacks:	1.0, 2 times (last at Old Dominion, 10-01-22)
Tackles for loss:	1.0, 3 times (last at Old Dominion, 10-01-22)

6 ROBERT RAHIMI, S

Interceptions:	1, 5 times (last vs. Gardner-Webb, 10-15-22)
Long interception return:	24, at Old Dominion, 10-01-22
Tackles:	6, three times (last at UMass, 10-08-22)
Tackles for loss:	1.0, vs. UMass, 10-30-21
	1.0, at Syracuse, 09-24-21

7 MIKE SMITH, JR., LB

Interceptions:	1, at Southern Miss, 09-03-22
Long interception return:	22, at Southern Miss, 09-03-22
Tackles:	10, at Wake Forest, 09-17-22
Sacks:	
Tackles for loss:	3.0, vs. Gardner-Webb, 10-15-22

8 DAIJAHN ANTHONY, CB

Interceptions:	1, 4 times (last vs. Gardner-Webb, 10-15-22)
Long interception return:	14, at Lock Haven, 10-03-19
Tackles:	5, vs. Akron, 09-24-22
Tackles for loss:	1.0, vs. Middle Tennessee, 10-09-21

9 JUAWAN TREADWELL, S

Interceptions:	
Long interception return:	
Tackles:	6, at NC State, 11-21-20
	6, vs. North Alabama, 10-03-20
Sacks:	1.0, vs. BYU (10-22-22)
Tackles for loss:	1.0, 7 times (last vs. BYU, 10-22-22)

10 TRESHAUN CLARK, DL

Tackles:	9, vs. Army, 11-27-21
Sacks:	2.0, at New Mexico State, 10-05-19
Tackles for loss:	2.5, at New Mexico State, 10-05-19

11 DURRELL JOHNSON, DL

Interceptions:	1, at Southern Miss, 09-03-22
	1, vs. Western Carolina, 11-14-20
Long interception return:	18, vs. Western Carolina, 11-14-20
Tackles:	7, at Syracuse, 10-17-20
Sacks:	2.5, vs. Akron, 09-24-22
	2.5, vs. FIU, 09-26-20
Tackles for loss:	3.5, vs. Akron, 09-24-22
	3.5, vs. FIU, 09-26-20

13 JAYLON JIMMERSON, S

Interceptions:	1, 4 times (last at Southeastern La., 10-12-19)
Long interception return:	33, at Southeastern La., 10-12-19
Tackles:	12, vs. Abilene Christian, 09-27-19
Sacks:	1.0, vs. Abilene Christian, 09-27-19
Tackles for loss:	1.0, 4 times (last vs. Eastern Mich., 12-18-21)

16 QUINTON REESE, S

Interceptions:	1, at Wake Forest, 09-17-22
	1, vs. UMass, 11-27-20
Long interception return:	9, at Wake Forest, 09-17-22
Tackles:	6, at Wake Forest, 09-17-22
	6, vs. UMass, 11-27-20
Sacks:	1.0, vs. Western Carolina, 11-14-20
Tackles for loss:	1.5, at UMass, 10-09-22

20 KOBE SINGLETON, CB

Interceptions:	1, 5 times (last at UMass, 10-08-22)
Long interception return:	48, vs. Portland St., 10-02-21
Tackles:	4, vs. Akron, 09-24-22
	4, at Wake Forest, 09-17-22
Sacks:	
Tackles for loss:	

24 AAKIL WASHINGTON, LB

Tackles:	6, vs. Akron, 09-24-22
	6, at ULM, 10-16-21
Sacks:	1.0, 5 times (last vs. Louisiana, 11-20-21)
Tackles for loss:	2.0, vs. UMass, 10-30-21

34 AHMAD WALKER, LB

Tackles:	9, vs. Akron, 09-24-22
Sacks:	2.0, at Wake Forest, 09-17-22
Tackles for loss:	2.5, at Wake Forest, 09-17-22

35 TYREN DUPREE, LB

Tackles:	8, vs. Akron, 09-24-22
Sacks:	1.0, 5 times (last vs. BYU, 10-22-22)
Tackles for loss:	2.0, vs. UMass, 10-30-21

57 CARL POOLE, LB

Interceptions:	1, vs. Old Dominion, 09-18-21
	1, vs. Western Carolina, 11-14-20
Long interception return:	6, vs. Western Carolina, 11-14-20
Tackles:	5, vs. Army, 11-27-21
	5, at NC State, 11-21-20
	5, vs. North Alabama, 10-03-20
Sacks:	1.0, vs. North Alabama, 10-03-20
Tackles for loss:	1.0, vs. UMass, 10-30-21
	1.0, vs. North Alabama, 10-03-20

77 KHRISTIAN ZACHARY, DL

Tackles:	3, vs. Campbell, 09-04-21
Sacks:	0.5, vs. Eastern Michigan, 12-18-21
	0.5, at UMass, 10-08-22
Tackles for loss:	1.5, vs. Campbell, 09-04-21

90 DENNIS OSAGIEDE, DL

Tackles:	8, vs. Eastern Kentucky, 11-06-21
Sacks:	2.0, vs. Gardner-Webb, 10-15-22
Tackles for loss:	2.5, at Memphis, 11-21-20
	2.5, vs. Gardner-Webb, 10-15-22

91 KENDY CHARLES, DL

Tackles:	8, vs. BYU, 10-22-22
Sacks:	3.0, vs. Old Dominion, 09-18-21
Tackles for loss:	3.0, vs. Old Dominion, 09-18-21

37 MAX MORGAN, P

Punts	5, at Syracuse, 09-24-21
Long Punt	62, vs. Middle Tennessee, 10-09-21

46 AIDAN ALVES, P

Punts	9, vs. New Mexico State, 11-24-18
	9, vs. Troy, 10-13-18
Long Punt	73, vs. Hampton, 09-21-19

ALL-TIME 50-YARD FIELD GOALS IN WILLIAMS STADIUM HISTORY

Distance	Kicker	Team	Opponent	Date
60	John Lunsford	Liberty	Richmond	10/4/14
57	John Lunsford	Liberty	Kennesaw State	10/24/15
57	John Lunsford	Liberty	Bryant	9/20/14
56	Nick Terracina	YSU	Liberty	9/27/03
54	Alex Barbir	Liberty	Western Carolina	11/14/20
53	Andrew Foster	Morehead St.	Liberty	9/9/17
52	Andrew Shelley	New Mexico	Liberty	9/28/19
52	John Lunsford	Liberty	Delaware State	9/5/15
52	Dave Ettinger	Hofstra	Liberty	11/15/97
52	Daniel Whitehead	Liberty	Catawba	10/22/94
51	Alex Probert	Liberty	New Mexico State	11/24/18
51	Alex Probert	Liberty	Robert Morris	10/1/16
51	John Lunsford	Liberty	Charleston So.	11/15/14
50	Tyler Sumpter	Troy	Liberty	10/13/18
50	Matt Bevins	Liberty	Stony Brook	11/20/10

2022 SPECIAL TEAMS TACKLES

Player	Total	Kickoff	Punt
#29 A'Khor Jones	3	3	0
#1 Javon Scruggs	2	0	2
#16 Quinton Reese	2	0	2
#27 Micah Glaize	2	2	0
#28 Preston Hodge	2	2	0
#36 Daniel Darko	2	0	2
#90 Jason Stricker	2	2	0
#6 Robert Rahimi	1	1	0
#7 Mike Smith, Jr.	1	1	0
#35 Tyren Dupree	1	1	0
#41 Austin Mock	1	0	1



LIBERTY'S 2022 SCORING DRIVES

Opponent	Plays-Yds.	TOP	Qtr	Scoring Play
Southern Miss	4-0	1:06	2	Brown 32-yard field goal
Southern Miss	1-28	0:15	2	Bennett 18-yard run
Southern Miss	10-79	3:07	4	10-yard pass (Salter/Douglas)
Southern Miss	4-81	1:11	4	23-yard pass (Salter/Douglas)
Southern Miss	5-17	0:00	OT2	Brown 26-yard field goal
Southern Miss	N/A	0:00	OT4	2 pt. conversion (Salter/Jackson)
UAB	8-66	3:15	2	Louis 5-yard run
UAB	6-62	2:54	3	Salter 2-yard run
UAB	7-53	3:13	4	Hunter 1-yard run
Wake Forest	4-6	0:57	2	Brown 47-yard field goal
Wake Forest	5-46	0:45	2	Brown 28-yard field goal
Wake Forest	3-74	1:20	3	Salter 43-yard run
Wake Forest	4-63	1:57	3	Hunter 43-yard run
Wake Forest	8-77	3:18	4	38-yard pass (Salter/Douglas)
Wake Forest	8-70	2:25	4	18-yard pass (Salter/Douglas)
Akron	8-61	3:34	1	22-yard pass (Bennett/Coleman)
Akron	8-68	4:36	2	30-yard pass (Bennett/Sibley)
Akron	8-52	4:13	4	Hunter 1-yard run
Old Dominion	1-34	0:08	1	34-yard pass (Salter/Lofton)
Old Dominion	4-77	1:30	1	1-yard pass (Salter/Yarbrough)
Old Dominion	7-83	2:56	2	Hunter 29-yard run
Old Dominion	7-29	3:18	3	Brown 49-yard field goal
Old Dominion	6-70	2:56	3	Hunter 32-yard run
Old Dominion	8-99	4:55	4	41-yard pass (Bennett/Hunter)
UMass	4-28	1:32	2	Hunter 1-yard run
UMass	5-55	0:55	2	Louis 1-yard run
UMass	4-61	1:04	2	4-yard pass (Bollinger/Bennett)
UMass	5-66	1:39	3	Louis 6-yard run
UMass	7-33	2:22	3	Louis 2-yard run
UMass	8-73	2:13	4	39-yard pass (Douglas/Bennett)
Gardner-Webb	7-69	2:57	1	7-yard pass (Jackson/Bennett)
Gardner-Webb	2-62	0:32	2	Louis 2-yard run
Gardner-Webb	10-67	4:38	4	Hunter 1-yard run
BYU	11-84	6:05	1	Brown 22-yard field goal
BYU	11-75	3:42	2	Louis 3-yard run
BYU	13-80	6:57	2	5-yard pass (Henderson/Bennett)
BYU	8-43	0:05	2	Brown 47-yard field goal
BYU	12-75	5:44	3	Louis 6-yard run
BYU	1-80	0:16	3	Hunter 80-yard run
BYU	8-53	4:40	4	25-yard pass (Daniels/Bennett)

Longest scoring drive (plays) - 13 vs. BYU (10-22-22)

Longest scoring drive (yards) - 99 at Old Dominion (10-01-22)

Longest scoring drive (time) - 6:57 vs. BYU (10-22-22)

Shortest scoring drive (plays) - 1 at Southern Miss (09-03-22); 1 at Old Dominion (10-01-22); 1 vs. BYU (10-22-22)

Shortest scoring drive (yards) - 0 at Southern Miss (09-03-22)

Shortest scoring drive (time) - 0:08 at Old Dominion (10-01-22)

2022 TURNOVER TABLE

Opponent	Takeaways	Pts.	Giveaways	Pts.
Southern Miss	5	10	3	14
UAB	4	0	1	7
Wake Forest	2	3	4	14
Akron	1	0	2	6
Old Dominion	2	7	2	7
UMass	1	7	1	7
Gardner-Webb	3	0	3	7
BYU	0	0	2	7
Total	18	27	18	69

LU Turnover Margin: even

Liberty Career Top 5

Receptions

	Catches/Yards
1) Antonio Gandy-Golden/2016-19	240/3,814
2) Darrin Peterson/2012-15	215/3,170
3) Chris Summers/2008-11	188/2,712
4) Pat Nelson/1988-91	176/2,447
5) Pat Kelly/2009-12	162/2,107
Demario Douglas/2019-Present	135/1,815

Kickoff Returns

1) Adrian Hall/2001-03	87
2T) Shedro Louis/2019-Present	69
2T) Adrian Cherry/1990-93	63
4T) Scott Thomas/1989-93	62
4T) Frankie Hickson/2016-19	62

Punt Returns

1) Adrian Hall/2001-03	52
2) Demario Douglas/2019-Present	50
3T) Wayne Haddix/1983-86	48
3T) Andrew McFadden/1995-96	48
3T) DJ Stubbs/2017-21	48

Punt Return Touchdowns

1) Richard Shelton/1984-88	3
Demario Douglas/2019-Present	2

Quarterback Sacks

1) Chima Uzowihe/2012-15	25.0
2) Aaron DeBerry/2000-03	22.0
3) Jessie Lemonier/2018-19	20.5
4) Juwan Wells/2015-18	19.5
5) Rodney Degrate/1994-96	19.0
TreShaun Clark/2019-Present	17.5
Durrell Johnson/2020-Present	13.5

Tackles for Loss

1) Aaron DeBerry/2000-03	45.0
2) Chima Uzowihe/2012-15	44.0
3) Seth Reichart/2001-04	41.0
4) Jason Wells/1998-2000	40.0
5) Juwan Wells/2015-18	37.5
TreShaun Clark/2019-Present	32.0
Durrell Johnson/2020-Present	29.5

Career 300+ Yard Passing Games

#16 Charlie Brewer (12)

Date	Opponent	C-A-Int	Yds	TD
11/4/17	Kansas	23-29-0	315	3
11/11/17	Texas Tech	43-63-1	417	3
11/24/17	TCU	19-29-1	301	2
9/8/18	UTSA	23-34-0	328	3
9/29/18	Oklahoma	38-60-0	400	2
11/24/18	Texas Tech	22-30-1	308	3
12/27/18	Vanderbilt	21-34-1	384	2
9/21/19	Rice	20-27-0	303	1
9/28/19	Iowa State	26-45-0	307	3
10/12/19	Texas Tech	24-37-3	352	0
10/19/19	Oklahoma State	13-17-0	312	1
11/28/20	Kansas State	31-39-0	349	2

Career 100+ Yard Rushing Games

#0 Dae Dae Hunter (6)

Date	Opponent	No.	Yds	TD
9/4/21	Portland State	16	128	1
10/2/21	Fresno State	21	127	0
10/16/21	Nevada	8	174	2
9/24/22	Akron	18	118	1
10/1/22	Old Dominion	15	121	2
10/22/22	BYU	23	213	1

#1 Shedro Louis (3)

Date	Opponent	No.	Yds	TD
10/17/20	Syracuse	10	170	2
11/6/21	Ole Miss	7	101	1
10/1/22	Old Dominion	16	109	0

#16 Charlie Brewer (1)

Date	Opponent	No.	Yds	TD
12/27/18	Vanderbilt	16	109	1

Career 100+ Yard Receiving Games

#8 Caleb Snead (6)

Date	Opponent	No.	Yds	TD
10/20/18	Monmouth	10	188	2
10/27/18	Gardner-Webb	7	119	1
10/26/19	Gardner-Webb	5	104	1
10/2/21	North Alabama	8	162	2
10/16/21	Monmouth	6	178	1
11/6/21	James Madison	11	198	2

#3 Demario Douglas (5)

Date	Opponent	No.	Yds	TD
10/24/20	Southern Miss	6	115	1
10/2/21	UAB	4	128	0
10/9/21	Middle Tennessee	6	156	1
9/17/22	Wake Forest	7	124	2
10/8/22	UMass	4	134	1

#4 CJ Daniels (2)

Date	Opponent	No.	Yds	TD
10/23/21	North Texas	7	130	2
11/27/21	Army	8	118	0

LIBERTY TEAM

50+ Points 56 vs. Eastern Michigan, Dec. 18, 2021
 60+ Points 62 vs. UMass, Oct. 30, 2021
 70+ Points 73 vs. Kentucky Wesleyan, Sept. 28, 2013
 Was shut out vs. Syracuse, Aug. 31, 2019 (0-24)
 Shut a team out at home UMass, Nov. 27, 2020 (45-0)
 Shut a team out on the road Presbyterian, Nov. 5, 2016 (16-0)
 Overtime game at Southern Miss, Sept. 3, 2022 (won 29-27 in 4OT)
 30+ first downs 30 at Ole Miss, Nov. 6, 2021
 50+ rushing attempts 55 at Ole Miss, Nov. 6, 2021
 60+ rushing attempts 61 vs. Charleston So., Oct. 30, 2004
 200+ Yards Rushing 300 vs. BYU, Oct. 22, 2022
 300+ Yards Rushing 300 vs. BYU, Oct. 22, 2022
 400+ Yards Rushing 429 at Presbyterian, Oct. 13, 2012
 Less than 100 Yards Rushing 93 vs. Gardner-Webb, Oct. 15, 2022
 Less than 50 Yards Rushing 45 at North Texas, Oct. 23, 2021
 Less than 25 Yards Rushing -4 vs. Syracuse, Aug. 31, 2019
 50+ pass attempts 54 at New Mexico State, Oct. 6, 2018
 60+ pass attempts 60 at Baylor, Sept. 2, 2017
 300+ Yards Passing 305 vs. Army, Nov. 27, 2021
 400+ Yards Passing 409 vs. UMass, Oct. 30, 2021
 Less than 100 Yards Passing 79 at Auburn, Nov. 17, 2018
 500+ Yards Total Offense 547 vs. BYU, Oct. 22, 2022
 600+ Yards Total Offense 604 vs. UMass, Oct. 30, 2021
 700+ Yards Total Offense 730 at UMass, Nov. 2, 2019
 Less than 200 Yards Total Offense 134 at Auburn, Nov. 17, 2018
 Less than 150 Yards Total Offense 134 at Auburn, Nov. 17, 2018
 90+ offensive plays 96 at New Mexico State, Oct. 6, 2018
 Forced 5 Turnovers 5 at Southern Miss, Sept. 3, 2022
 Intercepted 4 Passes 4 at New Mexico, Sept. 29, 2018
 Had 0 Turnovers at North Texas, Oct. 23, 2021

LIBERTY INDIVIDUAL RUSHING

100+ Yards Rushing 213, Dae Dae Hunter vs. BYU, Oct. 22, 2022
 150+ Yards Rushing 213, Dae Dae Hunter vs. BYU, Oct. 22, 2022
 200+ Yards Rushing 213, Dae Dae Hunter vs. BYU, Oct. 22, 2022
 QB Rushed for 100 Yards 157, Malik Willis at ULM, Oct. 16, 2021
 Two Players with 100+ Yards Rushing 121, Dae Dae Hunter and 109, Shedro Louis at Old Dominion, Oct. 1, 2022
 Three Players with 100+ Yards Rushing Never
 Had a run of 50+ yards 80, Dae Dae Hunter vs. BYU, Oct. 22, 2022
 Had a run of 60+ yards 80, Dae Dae Hunter vs. BYU, Oct. 22, 2022
 Had a run of 70+ yards 80, Dae Dae Hunter vs. BYU, Oct. 22, 2022
 Had a run of 80+ yards 80, Dae Dae Hunter vs. BYU, Oct. 22, 2022
 Had 30+ Rushing Attempts 30, Carrington Mosley vs. Duquesne, Nov. 4, 2017
 Had 35+ Rushing Attempts 35, D.J. Abnar at Coastal Carolina, Nov. 22, 2014
 Had 40+ Rushing Attempts 40, Eugene Goodman vs. Hofstra, Nov. 22, 2003
 3+ Rushing Touchdowns 3, Shedro Louis at UMass, Oct. 8, 2022
 4+ Rushing Touchdowns 4, Malik Willis vs. Coastal Carolina, Dec. 26, 2020
 5+ Rushing Touchdowns 5, Kim Raynor vs. Ferrum, Nov. 3, 1979

LIBERTY INDIVIDUAL PASSING

300+ Yards Passing 305, Malik Willis vs. Army, Nov. 27, 2021
 400+ Yards Passing 474, Stephen Calvert at UMass, Nov. 2, 2019
 Had 30+ Completions 32, Stephen Calvert vs. Idaho State, Oct. 20, 2018
 Had 40+ Completions 44, Stephen Calvert at Baylor, Sept. 2, 2017
 Had 40+ Attempts 46, Malik Willis vs. Army, Nov. 27, 2021
 Had 50+ Attempts 54, Stephen Calvert at New Mexico St., Oct. 6, 2018
 Had 60+ Attempts 60, Stephen Calvert at Baylor, Sept. 2, 2017
 50+ Yard Pass 60, Johnathan Bennett vs. Gardner-Webb, Oct. 15, 2022
 80+ Yard Pass 83, Malik Willis vs. Western Carolina, Nov. 14, 2020
 90+ Yard Pass 91, Biff Parson at Charleston So., Nov. 10, 2001
 Had 3+ TD Passes 3, Malik Willis vs. Eastern Michigan, Dec. 18, 2021
 Had 4+ TD Passes 4, Malik Willis vs. UMass, Oct. 30, 2021
 Had 5+ TD Passes 6, Malik Willis vs. Southern Miss, Oct. 24, 2020
 Had 6+ TD Passes 6, Malik Willis vs. Southern Miss, Oct. 24, 2020

LIBERTY INDIVIDUAL RECEIVING

Caught 10+ Passes 10, Antonio Gandy-Golden at BYU, Nov. 9, 2019
 Two Players Caught 10+ Passes 13, Antonio Gandy-Golden and 10, Damian King at Baylor, Sept. 2, 2017
 100+ Yards Receiving 134, Demario Douglas at UMass, Oct. 8, 2022
 200+ Yards Receiving 205, Antonio Gandy-Golden at UMass, Nov. 3, 2018
 Two Players with 100+ Yards Receiving 142, Antonio Gandy-Golden and 108, DJ Stubbs vs. Idaho State, Oct. 20, 2018
 Three Players with 100+ Yards Receiving 129, Chris Summers, 115, Pat Kelly and 110, B.J. Hayes vs. St. Francis, Pa., Sept. 4, 2010
 Had 2+ TD Catches 2, Demario Douglas at Wake Forest, Sept. 17, 2022
 Had 3+ TD Catches 3, Antonio Gandy-Golden vs. Old Dominion, Sept. 1, 2018
 100+ Yards Receiving by a TE 110, Tommy Shaver at Gardner-Webb, Oct. 8, 2011
 100+ Yards Receiving by a RB 128, D.J. Jordan vs. Charleston So., Nov. 11, 2000
 50+ Yard Reception 60, Noah Frith vs. Gardner-Webb, Oct. 15, 2022
 80+ Yard Reception 83, Kevin Shaa vs. Western Carolina, Nov. 14, 2020
 90+ Yard Reception 91, Travis Burns vs. Charleston So., Nov. 10, 2001

LIBERTY INDIVIDUAL DEFENSE

Had 10+ Tackles 10, Mike Smith, Jr., at Wake Forest, Sept. 17, 2022
 Had 15+ Tackles 15, Rashaad Harding at ULM, Oct. 16, 2021
 Had 2+ Interceptions 2, Anthony Butler vs. North Alabama, Oct. 3, 2020
 Had 3+ Interceptions 3, Jeremy Peters at Gardner-Webb, Oct. 28, 2017
 INT Return for a TD 27, Skyler Thomas vs. Eastern Michigan, Dec. 18, 2021
 Fumble Return for a TD 0, Treon Sibley vs. Louisiana-Monroe, Oct. 10, 2020
 Had 4+ Tackles for Loss 5, Jessie Lemonier vs. Idaho State, Oct. 20, 2018
 Had 5+ Tackles for Loss 5, Jessie Lemonier vs. Idaho State, Oct. 20, 2018
 Had 2+ Sacks 2.0, Dennis Osagiede vs. Gardner-Webb, Oct. 15, 2022
 Had 3+ Sacks 3.0, Kendy Charles vs. Old Dominion, Sept. 18, 2021
 Blocked a Punt Jerome Jolly, Jr. at Wake Forest, Sept. 17, 2022
 Blocked a FG Aakil Washington at ULM, Oct. 16, 2021
 Blocked a PAT Skyler Thomas at Troy, Sept. 11, 2021
 Recorded a Safety at Wake Forest, Sept. 17, 2022

LIBERTY INDIVIDUAL MISCELLANEOUS

KR for a TD 97, Shedro Louis vs. Maine, Oct. 19, 2019
 Game-Opening KR for a TD 85, Danny Broggin vs. Gardner-Webb, Nov. 6, 2010
 PR for a TD 72, Demario Douglas at North Texas, Oct. 23, 2021
 Returned a Blocked Punt for a TD 0, Treon Sibley blocked and Chancellor Smith returned vs. Louisiana-Monroe, Oct. 10, 2020
 Returned a Blocked FG for a TD 59, Erick Harris blocked and Jordan Alford returned vs. Elon, Nov. 20, 2004
 Returned a PAT for a score Seth Reichart blocked and Kevin Moon returned for the defensive 2-point conversion at Chattanooga, Nov. 13, 2004
 Scored 4+ TDs in a game 4, Malik Willis vs. Coastal Carolina, Dec. 26, 2020
 Passed for multiple TDs and Rushed for multiple TDs Malik Willis
 3 passing TDs/2 rushing TDs vs. Eastern Michigan, Dec. 18, 2021
 Passed for 200 Yards & Rushed for 100 Malik Willis,
 287 passing/144 rushing at UAB, Oct. 2, 2021
 Passed for 300 Yards & Rushed for 100 Mike Brown,
 334 passing/160 rushing vs. Stony Brook, Nov. 20, 2010
 300-yd Passer, 100-yd Rusher, 100-yd Receiver Stephen Calvert, 319 passing
 Brandon Robinson, 105 rushing
 Antonio Gandy-Golden, 181 receiving
 vs. Hampton, Sept. 21, 2019
 Malik Willis, 144 rushing
 Demario Douglas, 128 receiving
 at UAB, Oct. 2, 2021
 Punted the Ball 60+ Yards 64, Aidan Alves vs. Akron, Sept. 24, 2022
 Punted the Ball 70+ Yards 72, Aidan Alves at UMass, Nov. 2, 2019
 Made a 50+ Yard FG 54, Alex Barbir vs. Western Carolina, Nov. 14, 2020
 Made 3+ FG 3, Alex Barbir vs. Coastal Carolina, Dec. 26, 2020
 Made 4+ FG 4, Alex Probert at Baylor, Sept. 2, 2017

Southern Miss (2-0)

10/24/20	W	56-35	Lynchburg
9/3/22	W	29-27 (4OT)	Hattiesburg, Miss.

UAB (2-0)

10/2/21	W	36-12	Birmingham, Ala.
9/10/22	W	21-14	Lynchburg

Wake Forest (0-3)

9/30/06	L	14-34	Winston-Salem, N.C.
9/1/12	L	17-20	Winston-Salem, N.C.
9/17/22	L	36-37	Winston-Salem, N.C.

Akron (1-1)

10/12/02	L	21-49	Akron, Ohio
9/24/22	W	21-12	Lynchburg

Old Dominion (3-1)

10/5/13	L	17-21	Norfolk, Va.
9/1/18	W	52-10	Lynchburg
9/18/21	W	45-17	Lynchburg
10/1/22	W	38-24	Norfolk, Va.

UMass (4-1)

11/3/18	L	59-62 (3OT)	Amherst, Mass.
11/2/19	W	63-21	Amherst, Mass.
11/27/20	W	45-0	Lynchburg
10/30/21	W	62-17	Lynchburg
10/8/22	W	42-24	Amherst, Mass.

Gardner-Webb (15-9-1)

10/2/76	L	20-49	Boiling Springs, N.C.
10/1/77	L	7-22	Lynchburg
9/30/78	T	20-20	Boiling Springs, N.C.
9/29/79	W	29-32 (Forfeit)	Roanoke, Va.
10/18/80	W	15-14	Boiling Springs, N.C.
10/3/81	L	9-14	Lynchburg
9/19/00	W	19-8	Lynchburg
10/20/01	L	25-29	Boiling Springs, N.C.
10/5/02	L	21-31	Lynchburg
10/11/03	L	17-27	Boiling Springs, N.C.
10/2/04	W	17-9	Lynchburg
10/29/05	L	16-21	Boiling Springs, N.C.
10/21/06	L	24-27	Lynchburg
11/17/07	W	31-0	Boiling Springs, N.C.
11/15/08	W	30-10	Lynchburg
11/14/09	W	51-28	Boiling Springs, N.C.
11/6/10	W	40-14	Lynchburg
10/8/11	W	35-3	Boiling Springs, N.C.
10/6/12	W	42-35	Lynchburg
10/26/13	W	24-0	Boiling Springs, N.C.
10/25/14	W	34-0	Lynchburg
10/10/15	L	20-34	Boiling Springs, N.C.
10/29/16	W	23-20 (OT)	Lynchburg
10/28/17	W	33-17	Boiling Springs, N.C.
10/15/22	W	21-20	Lynchburg

BYU (1-1)

11/9/19	L	24-31	Provo, Utah
10/22/22	W	41-14	Lynchburg

Arkansas (First Meeting)

11/5/22			Fayetteville, Ark.
---------	--	--	--------------------

UConn (0-1)

9/10/05	L	0-59	East Hartford, Conn.
11/12/22			East Hartford, Conn.

Virginia Tech (1-1)

9/3/16	L	13-36	Blacksburg, Va.
11/7/20	W	38-35	Blacksburg, Va.
11/19/22			Lynchburg

New Mexico State (3-1)

10/6/18	L	41-49	Las Cruces, N.M.
11/24/18	W	28-21	Lynchburg
10/5/19	W	20-13	Las Cruces, N.M.
11/30/19	W	49-28	Lynchburg
11/26/22			Lynchburg

ACC (2-11)

0-1 vs. North Carolina
0-2 vs. NC State
1-2 vs. Syracuse
0-2 vs. Virginia
1-1 vs. Virginia Tech
0-3 vs. Wake Forest
<i>Last Meeting:</i> L 37-36 at Wake Forest, 9/17/22
<i>Current Streak:</i> L3

Big South (59-23)

1-0 vs. Campbell
11-5 vs. Charleston Southern
7-6 vs. Coastal Carolina
0-1 vs. Elon
12-5 vs. Gardner-Webb
1-0 vs. Hampton
2-1 vs. Kennesaw State
2-2 vs. Monmouth
1-0 vs. North Alabama
9-0 vs. Presbyterian
3-2 vs. Stony Brook
10-1 vs. VMI
<i>Last Meeting:</i> W 21-20 vs. Gardner-Webb, 10/15/22
<i>Current Streak:</i> W4

Conference USA (9-1)

1-0 vs FIU
1-0 vs. Middle Tennessee
1-1 vs. North Texas
2-0 vs. Old Dominion
1-0 vs. Southern Miss
2-0 vs. UAB
1-0 vs. Western Kentucky
<i>Last Meeting:</i> W 21-14 vs. UAB, 9/10/22
<i>Current Streak:</i> W8

MAC (5-9)

1-1 vs. Akron
1-0 vs. Ball State
0-1 vs. Bowling Green
1-0 vs. Buffalo
2-0 vs. Eastern Michigan
0-2 vs. Kent State
0-1 vs. Marshall
0-3 vs. Toledo
0-1 vs. UCF
<i>Last Meeting:</i> W, 21-12 vs. Akron, 9/24/22
<i>Current Streak:</i> W3

SEC (0-2)

0-0 vs. Arkansas
0-1 vs. Auburn
0-1 vs. Ole Miss
<i>Last Meeting:</i> L 27-14 at No. 15 Ole Miss, 11/6/21
<i>Current Streak:</i> L2

Sun Belt (9-3)

1-0 vs. Appalachian State
1-0 vs. Coastal Carolina
1-0 vs. Georgia Southern
1-0 vs. Georgia State
0-2 vs. Louisiana
1-0 vs. Old Dominion
1-0 vs. Southern Miss
2-0 vs. Troy
1-1 vs. ULM
<i>Last Meeting:</i> W 38-24 at Old Dominion, 10/1/22
<i>Current Streak:</i> W2

FBS Independents (8-9)

0-2 vs. Army
1-1 vs. BYU
3-1 vs. New Mexico State
0-1 vs. Northern Illinois
0-1 vs. Old Dominion
0-1 vs. UCF
0-0 vs. UConn
4-1 vs. UMass
0-1 vs. USF
<i>Last Meeting:</i> W 41-14 vs. BYU, 10/22/22
<i>Current Streak:</i> W2

Liberty in Overtime (8-9 record)

9/21/96	at Morgan State	L, 28-34
10/12/97	Hampton	L, 27-33
10/3/98	Charleston So.	W, 28-21
10/24/98	Buffalo	W, 27-24
11/2/02	Eastern Kentucky	L, 28-35
11/22/03	Hofstra	W, 49-42
10/22/05	Coastal Carolina	L, 21-27 (3OT)
9/15/07	at William & Mary	L, 41-48 (2OT)
10/29/11	Presbyterian	W, 27-20 (2OT)
10/19/13	Coastal Carolina	L, 52-55 (2OT)
10/4/14	Richmond	L, 39-46 (2OT)
10/11/14	at Appalachian St.	W, 55-48
10/17/15	at Monmouth	L, 17-20
10/29/16	Gardner-Webb	W, 23-20
11/3/18	at UMass	L, 59-62 (3OT)
12/26/20	vs. Coastal Carolina	W, 37-34
9/3/22	at Southern Miss	W, 29-27 (4OT)

GAME 1: AT SOUTHERN MISS

LIBERTY **29**
SOUTHERN MISS **27**
 Sept. 3, 2022 at M.M. Roberts Stadium
 (att.: 24,051)

SCORING	1	2	3	4	OT	T
Liberty	0	10	0	14	5	29
Southern Miss	0	3	7	14	3	27

SCORING SUMMARY:

SECOND QUARTER

14:54 USM Bourgeois 39 yard field goal
 7:54 LU Brown 32 yard field goal
 1:51 LU Bennett 18 yard run (Brown)

THIRD QUARTER

10:27 USM Gore 46 yard rush (Bourgeois)

FOURTH QUARTER

14:44 USM Scott 22 yard interception return (Bourgeois)
 11:30 LU Douglas 10 yard pass from Salter (Brown)
 1:54 USM Gore 5 yard run (Bourgeois)
 0:36 LU Douglas 23 yard pass from Salter (Brown)

SECOND OVERTIME

0:00 LU Brown 26 yard field goal
 0:00 USM Bourgeois 53 yard field goal

FOURTH OVERTIME

0:00 LU Jackson 2 pt. conversion from Salter

TEAM STATS	LIBERTY	USM
FIRST DOWNS	23	19
RUSHES-YARDS (NET)	48-244	54-252
PASSING YDS (NET)	203	139
Passes Comp-Att-Int	18-35-3	6-14-3
TOTAL OFFENSE PLAYS-YARDS	83-447	68-391
Punt Returns-Yards	1-5	0-0
Kickoff Returns-Yards	3-72	2-38
Interception Returns-Yards	3-22	3-22
Punts (Number-Avg)	5-43.4	4-41.2
Fumbles-Lost	1-0	2-2
Penalties-Yards	12-107	10-77
Possession Time	29:06	30:54
Third-Down Conversions	8 of 20	3 of 12
Fourth-Down Conversions	1 of 3	0 of 2
Red-Zone Scores-Chances	4-5	1-5
Sacks By: Number-Yards	1-6	2-14

INDIVIDUAL STATS

RUSHING: Liberty-Salter, K. 9-65; Hunter, D. 11-62; Louis 13-55; Bennett, J. 11-46; Brewer 3-13; Douglas, D. 1-3
 Southern Miss-Gore, F. 32-178; Willis, A. 8-34; Keyes, T. 7-27; Richard, D. 4-9; Dean, J. 3-4

PASSING: Liberty-Salter, K. 8-13-1, 148; Bennett, J. 7-18-2, 37; Brewer, C. 3-4-0, 18
 Southern Miss-Keyes, T. 4-8-2, 89; Gore, F. 1-4-0, 48; Lowe III, T. 0-1-0, 0; Willis, A. 1-1-0, 2

RECEIVING: Liberty-Douglas, D. 5-97; Yarbrough, C. 3-36; Snead, C. 3-29; Frith, N. 2-13; Jackson, J. 1-17; Hanshaw, B. 1-6; Bollinger 1-4; Hunter, D. 1-2; Lofton, J. 1-(-1)
 Southern Miss-Caston, J. 2-54; Brownlee, J. 1-35; Cavallo, C. 1-25; Hayes, B. 1-23; Gore, F. 1-2

GAME 2: UAB

LIBERTY **21**
UAB **14**
 Sept. 10, 2022 at Williams Stadium
 (att.: 18,892)

SCORING	1	2	3	4	T
Liberty	0	7	7	7	21
UAB	7	0	0	7	14

SCORING SUMMARY:

FIRST QUARTER

1:17 UAB Brown Jr. 31 yard rush (Quinn)

SECOND QUARTER

12:55 LU Louis 5 yard run (Brown)

THIRD QUARTER

1:18 LU Salter 2 yard run (Brown)

FOURTH QUARTER

10:59 LU Hunter 1 yard run (Brown)
 3:08 UAB McBride 9 yard run (Quinn)

TEAM STATS	LIBERTY	UAB
FIRST DOWNS	18	15
RUSHES-YARDS (NET)	40-188	43-241
PASSING YDS (NET)	202	114
Passes Comp-Att-Int	13-25-0	10-15-0
TOTAL OFFENSE PLAYS-YARDS	65-390	58-355
Punt Returns-Yards	2-34	1-4
Kickoff Returns-Yards	1-32	3-67
Interception Returns-Yards	0-0	0-0
Punts (Number-Avg)	7-37.3	6-45.8
Fumbles-Lost	1-1	4-4
Penalties-Yards	8-84	5-40
Possession Time	28:31	31:29
Third-Down Conversions	3 of 12	4 of 12
Fourth-Down Conversions	0 of 0	1 of 2
Red-Zone Scores-Chances	3-4	1-3
Sacks By: Number-Yards	4-31	2-8

INDIVIDUAL STATS

RUSHING: Liberty-Salter, K. 14-79; Hunter, D. 10-64; Louis, S. 13-45; Hampton, N. 1-1; Caper, M. 2-(-1)
 UAB-McBride, D. 20-177; Brown Jr., J. 17-91; Hopkins, D. 6-(-27)

PASSING: Liberty-Salter, K. 13-25-0, 202
 UAB-Hopkins, D. 10-15-0, 114

RECEIVING: Liberty-Douglas, D. 3-51; Louis, S. 3-36; Frith, N. 2-75; Hunter, D. 2-8; Yarbrough, C. 1-19; Peterlin, C. 1-11; Jackson, J. 1-2
 UAB-Davis, R. 3-19; Jones, T. 3-16; Palmer, T. 2-20; Shropshire, T. 1-56

GAME 3: AT WAKE FOREST

LIBERTY **36**
NO. 18 WAKE FOREST **37**
 Sept. 17, 2022 at Truist Field
 (att.: 32,891)

SCORING	1	2	3	4	T
Liberty	0	8	15	13	36
Wake Forest	3	17	0	17	37

SCORING SUMMARY:

FIRST QUARTER

9:16 WF Dennis 33 yard field goal

SECOND QUARTER

13:19 WF Banks 16 yard pass from Hartman (Dennis)
 10:55 LU Brown 47 yard field goal
 8:39 WF Dennis 27 yard field goal
 4:39 LU Safety
 0:52 WF Whiteheart 8 yard pass from Hartman (Dennis)
 0:00 LU Brown 28 yard field goal

THIRD QUARTER

12:46 LU Salter 43 yard run (Brown)
 10:08 LU Hunter 43 yard run (2 pt. pass good Douglas/Salter)

FOURTH QUARTER

12:39 WF Dennis 46 yard field goal
 9:14 WF Banks 3 yard pass from Hartman (Dennis)
 5:50 LU Douglas 38 yard pass from Salter (Brown)
 3:39 WF Ellison 1 yard run (Dennis)
 1:11 LU Douglas 18 yard pass from Salter (2 pt. failed)

TEAM STATS	LIBERTY	WF
FIRST DOWNS	22	16
RUSHES-YARDS (NET)	40-181	26-21
PASSING YDS (NET)	256	325
Passes Comp-Att-Int	19-37-3	26-44-2
TOTAL OFFENSE PLAYS-YARDS	77-437	70-346
Punt Returns-Yards	0-0	1-38
Kickoff Returns-Yards	7-114	0-0
Interception Returns-Yards	2-9	3-0
Punts (Number-Avg)	2-42.0	4-26.8
Fumbles-Lost	2-1	0-0
Penalties-Yards	5-41	8-70
Possession Time	35:28	24:32
Third-Down Conversions	4 of 17	6 of 16
Fourth-Down Conversions	4 of 5	1 of 2
Red-Zone Scores-Chances	2-2	7-7
Sacks By: Number-Yards	3-10	5-30

INDIVIDUAL STATS

RUSHING: Liberty-Hunter, D. 18-93; Salter, K. 15-77; Louis, S. 6-20; Bennett, J. 1-(-9)
 Wake Forest-Hartman, S. 8-11; Ellison, J. 7-4; Turner, C. 6-4; Cooley, Q. 4-(-2)

PASSING: Liberty-Salter, K. 19-34-2, 256; Bennett, J. 0-3-1, 0
 Wake Forest-Hartman, S. 26-44-2, 325

RECEIVING: Liberty-Douglas, D. 7-124; Hunter, D. 5-21; Snead, C. 3-59; Yarbrough, C. 2-36; Jackson, J. 1-9; Frith, N. 1-7
 Wake Forest-Banks, J. 6-55; Williams, K. 5-129; Perry, A. 4-33; Morin, T. 4-21; Greene, D. 3-68; Whiteheart, B. 3-20; Ellison, J. 1-(-1)

GAME 4: AKRON

LIBERTY **21**
NO. 18 WAKE FOREST **12**
 Sept. 24, 2022 at Williams Stadium
 (att.: 20,004)

SCORING	1	2	3	4	T
Liberty	7	7	0	7	21
Akron	0	3	3	6	12

SCORING SUMMARY:

FIRST QUARTER

10:58 LU Coleman 22 yard pass from Bennett (Brown)

SECOND QUARTER

14:13 LU Sibley 30 yard pass from Bennett (Brown)

0:00 UA Perez 34 yard field goal

THIRD QUARTER

7:19 UA Perez 26 yard field goal

FOURTH QUARTER

14:21 UA Adams 11 yard pass from Irons (2 pt. failed)

4:46 LU Hunter 1 yard run (Brown)

TEAM STATS	LIBERTY	UA
FIRST DOWNS	18	19
RUSHES-YARDS (NET)	37-157	28-52
PASSING YDS (NET)	152	269
Passes Comp-Att-Int	13-28-1	29-52-1
TOTAL OFFENSE PLAYS-YARDS	65-309	80-321
Punt Returns-Yards	2-9	3-52
Kickoff Returns-Yards	3-66	1-30
Interception Returns-Yards	1-0	1-20
Punts (Number-Avg)	6-47.2	6-37.0
Fumbles-Lost	1-1	1-0
Penalties-Yards	8-59	8-79
Possession Time	28:52	31:08
Third-Down Conversions	7 of 16	6 of 18
Fourth-Down Conversions	1 of 15	1 of 3
Red-Zone Scores-Chances	2-3	3-4
Sacks By: Number-Yards	5-38	2-7

INDIVIDUAL STATS

RUSHING: Liberty-Hunter, D. 18-118; Louis, S. 6-28; Hampton, N. 5-19; Bollinger, M. 1-2; Team 1-(-1); Bennett, J. 6-(-9)
 Akron - Wiley, C. 12-52; Norrils, J. 1-1; Price, C. 1-0; Irons, DJ 14-(-1)

PASSING: Liberty-Bennett, J. 13-27-1, 152; Hampton, N. 0-1-0, 0
 Akron-Irons, DJ 29-52-1, 269

RECEIVING: Liberty-Douglas, D. 5-40; Lofton, J. 4-47; Coleman, K. 2-31; Sibley, T. 1-30; Yarbrough, CJ 1-4
 Akron - George, D. 11-93; Adams, A. 5-48; Banks, TJ 3-24; Wiley, C. 3-23; Naim, S. 2-14; Jacques-Louis, S. 1-41; Williams, A. 1-11; Anderson, C. 1-10; Branks, T. 1-3; Grimes, T. 1-2

GAME 5: AT OLD DOMINION

LIBERTY **38**
OLD DOMINION **24**
 Oct. 1, 2022 at S.B. Ballard Stadium
 (att.: 18,368)

SCORING	1	2	3	4	T
Liberty	14	7	10	7	38
Old Dominion	14	3	7	0	24

SCORING SUMMARY:

FIRST QUARTER

13:14 LU Lofton 34 yard pass from Salter (Brown)

7:22 LU Yarbrough 41 yard pass from Salter (Brown)

5:07 OD Wolff 1 yard run (Sanchez)

0:23 OD Jennings 4 yard pass from Wolff (Sanchez)

SECOND QUARTER

12:23 LU Hunter 29 yard run (Brown)

7:22 OD Sanchez 34 yard field goal

THIRD QUARTER

6:34 LU Brown 49 yard field goal

3:01 OD Watson 16 yard pass from Wolff (Sanchez)

0:05 LU Hunter 32 yard run (Brown)

FOURTH QUARTER

6:55 LU Hunter 41 yard pass from Satler (Brown)

TEAM STATS	LIBERTY	ODU
FIRST DOWNS	23	20
RUSHES-YARDS (NET)	39-210	34-118
PASSING YDS (NET)	268	297
Passes Comp-Att-Int	17-28-2	27-46-1
TOTAL OFFENSE PLAYS-YARDS	67-478	80-415
Punt Returns-Yards	2-10	1-11
Kickoff Returns-Yards	2-33	1-8
Interception Returns-Yards	1-24	2-24
Punts (Number-Avg)	4-43.0	6-42.7
Fumbles-Lost	0-0	2-1
Penalties-Yards	3-30	14-120
Possession Time	28:57	31:03
Third-Down Conversions	4 of 10	7 of 19
Fourth-Down Conversions	0 of 0	2 of 3
Red-Zone Scores-Chances	0-2	4-5
Sacks By: Number-Yards	4-14	4-28

INDIVIDUAL STATS

RUSHING: Liberty-Hunter, D. 15-121; Louis, S. 16-109; Hampton, N. 1-3; Team 1-(-2); Salter, K. 3-(-10); Bennett, J. 3-(-11)
 Old Dominion: Watson, B. 15-80; Wicks, K. 4-17; Sanni, O. 3-11; Wolff, H. 10-8; Mack, D.J. 1-2; Team 1-0

PASSING: Liberty-Salter, K. 10-19-2, 170; Bennett, B. 7-9-0, 98 yards
 Old Dominion: Wolff, H. 27-46-1, 297

RECEIVING: Liberty-Yarbrough, CJ 4-94; Hunter, D. 4-62; Lofton, J. 2-44; Douglas, D. 2-13; Sibley, T. 1-21; Bollinger, M. 1-14; Frith, N. 1-11; Daniels, CJ 1-4; Henderson, A. 1-1; Jackson, J. 1-0
 Old Dominion: Jennings, A. 8-129; Harvey, J. 7-64; Watson, B. 6-60; Kikwata, P. 1-23; Bly, J. 1-6; Bell, M. 1-5; Anthony, D. 1-4; Kuntz, Z. 1-3; Paige, I. 1-3

GAME 6: AT UMASS

LIBERTY **42**
UMASS **24**
 Oct. 8, 2022 at McGuirk Alumni Stadium
 (att.: 11,217)

SCORING	1	2	3	4	T
Liberty	0	21	14	7	42
UMass	7	3	0	14	24

SCORING SUMMARY:

FIRST QUARTER

6:13 UM Desrosiers 53 yard run (Carson)

SECOND QUARTER

10:56 LU Hunter 1 yard run (Brown)

7:02 LU Louis 1 yard run (Brown)

1:53 UM Carson 28 yard field goal

0:42 LU Bollinger 4 yard pass from Bennett (Brown)

THIRD QUARTER

6:48 LU Louis 6 yard run (Brown)

3:22 LU Louis 2 yard run (Brown)

FOURTH QUARTER

14:52 UM Mahoney 22 yard fumble return (Carson)

12:34 LU Douglas 39 yard pass from Bennett (Brown)

4:22 UM Desrosiers 5 yard run (Carson)

TEAM STATS	LIBERTY	UM
FIRST DOWNS	21	12
RUSHES-YARDS (NET)	49-194	43-145
PASSING YDS (NET)	259	88
Passes Comp-Att-Int	12-23-0	6-14-1
TOTAL OFFENSE PLAYS-YARDS	72-453	57-233
Punt Returns-Yards	2-9	1-9
Kickoff Returns-Yards	4-82	2-29
Interception Returns-Yards	1-0	0-0
Punts (Number-Avg)	5-40.2	10-39.7
Fumbles-Lost	2-1	0-0
Penalties-Yards	3-40	9-58
Possession Time	29:32	29:50
Third-Down Conversions	5 of 13	1 of 14
Fourth-Down Conversions	0 of 2	1 of 1
Red-Zone Scores-Chances	5-6Campio	2-2
Sacks By: Number-Yards	6-59	3-15

INDIVIDUAL STATS

RUSHING: Liberty-Hunter, D. 17-78; Bennett, J. 9-50; Green, TJ 6-39; Louis, S. 9-26; Caper, M. 3-9; Team 1-(-3); Hampton, N. 4-(-5)
 UMass-Desrosiers, G. 7-110; Campiotti, G. 13-14; Dzuro, G. 11-7; Harding, T.Y. 2-5; Ross, I. 3-5; Adams, K. 7-4.

PASSING: Liberty-Bennett, J. 9-18-0, 183; Hampton, N. 3-5-0, 76
 UMass-Dzuro, G. 5-7-0, 83; Campiotti, G. 1-7-1, 5

RECEIVING: Liberty-Douglas, D. 4-134; Sibley, T. 2-41; Frith, N. 1-32; Louis, S. 1-21; Peterlin, C. 1-14; Yarbrough, CJ 1-8; Green, TJ 1-5; Bollinger, M. 1-4
 UMass-Johnson, G. 2-24; Roberts, J. 1-45; Ross, I. 1-18; Gibson, J. 1-5; Desrosiers, G. 1-3



GAME 7: GARDNER-WEBB

LIBERTY **21**
GARDNER-WEBB **20**
 Oct. 15, 2022 at Williams Stadium
 (att.: 20,924)

SCORING	1	2	3	4	T
Liberty	7	7	0	7	21
Gardner-Webb	0	10	7	3	20

SCORING SUMMARY:

FIRST QUARTER

4:29 LU Jackson 7 yards pass from Bennett (Brown)

SECOND QUARTER

10:41 GW Gaither 2 yard run (Billingsley)

10:01 LU Louis 2 yard run (Brown)

0:00 GW Billingsley 22 yard FG

THIRD QUARTER

9:29 GW Luther 10 yard pass from Fisher (Billingsley)

FOURTH QUARTER

14:50 GW Billingsley 41 yard FG

10:11 LU Hunter 1 yard run (Brown)

TEAM STATS	LIBERTY	GWU
FIRST DOWNS	14	22
RUSHES-YARDS (NET)	29-93	34-86
PASSING YDS (NET)	222	239
Passes Comp-Att-Int	17-32-2	23-44-3
TOTAL OFFENSE PLAYS-YARDS	61-315	78-325
Punt Returns-Yards	4-11	0-0
Kickoff Returns-Yards	2-15	0-0
Interception Returns-Yards	3-1	2- -1
Punts (Number-Avg)	8-41.1	8-37.1
Fumbles-Lost	2-1	0-0
Penalties-Yards	6-44	6-42
Possession Time	25:33	34:27
Third-Down Conversions	1 of 12	5 of 14
Fourth-Down Conversions	1 of 2	0 of 0
Red-Zone Scores-Chances	3-5	4-4
Sacks By: Number-Yards	5-31	5-17

INDIVIDUAL STATS

RUSHING: Liberty-Hunter, D. 9-76; Louis, S. 6-15; Green, T.J. 2-4; Hampton, N. 2-1; Team 1-(-1); Bennett, J. 9-(-2)
 Gardner-Webb-Gaither, N. 21-100; Brown, J. 2-3; Crankfield, J. 1-0; Fisher, B. 10-(-17)

PASSING: Liberty-Bennett, J. 17-30-2, 222; Hampton, N. 0-2-0, 0
 Gardner-Webb-Fisher, B. 23-43-2, 239; Floyd, E. 0-1-1, 0

RECEIVING: Liberty-Douglas, D. 8-87; Frith, N. 4-97; Hunter, D.D. 2-25; Lofton, J. 2-6; Jackson, J. 1-7
 Gardner-Webb-Haywood, C. 9-57; Luther, T.J. 8-131; Gaither, N. 3-8; Herock, A. 2-16; Floyd, E. 1-27

GAME 8: BYU

LIBERTY **41**
BYU **14**
 Oct. 22, 2022 at Williams Stadium
 (att.: 24,012)

SCORING	1	2	3	4	T
Liberty	3	17	14	7	41
BYU	14	0	0	0	14

SCORING SUMMARY:

FIRST QUARTER

7:29 LU Brown 22 yard FG

4:14 BY Nacua 46-yard pass from Hall (Oldroyd)

2:41 BY Rex 20-yard pass from Hall (Oldroyd)

SECOND QUARTER

13:59 LU Louis 3-yard run (Brown)

5:06 LU Henderson 5-yard pass from Bennett (Brown)

0:05 LU Brown 37 yard FG

THIRD QUARTER

9:16 LU Louis 6-yard run (Brown)

6:54 LU Hunter 80-yard run (Brown)

FOURTH QUARTER

10:36 LU Daniels 25-yard pass from Bennett (Brown)

TEAM STATS	LIBERTY	BYU
FIRST DOWNS	28	12
RUSHES-YARDS (NET)	48-300	16-71
PASSING YDS (NET)	247	187
Passes Comp-Att-Int	24-29-1	16-34-0
TOTAL OFFENSE PLAYS-YARDS	77-547	50-258
Punt Returns-Yards	0-0	0-0
Kickoff Returns-Yards	1-19	3-44
Interception Returns-Yards	0-0	1-21
Punts (Number-Avg)	1-49.0	5-44.6
Fumbles-Lost	1-1	1-0
Penalties-Yards	6-41	4-23
Possession Time	39:08	20:52
Third-Down Conversions	7 of 12	3 of 11
Fourth-Down Conversions	2 of 2	0 of 3
Red-Zone Scores-Chances	5-5	1-1
Sacks By: Number-Yards	2-9	0-0

INDIVIDUAL STATS

RUSHING: Liberty-Hunter, D. 23-213; Bennett, J. 8-46; Louis, S. 10-35; Caper, M. 4-7; Brewer, C. 2-0; Team 1-(-1)
 BYU - Brooks, C. 3-26; Hall, J. 5-24; Nacua, P. 4-14; Katoa, L. 1-7; Epps, K. 1-2; Davis, M. 2-(-2)

PASSING: Liberty-Bennett, J. 24-29-1, 247
 BYU - Hall, J. 16-34-0, 187

RECEIVING: Liberty-Douglas, D. 8-69; Frith, N. 4-70; Hunter, D. 4-43; Daniels, C.J. 2-30; Henderson, A. 2-17; Sibley, T. 1-13; Jackson, J. 1-8; Coleman, K. 1-6; Louis, S. 1-3
 BYU - Nauca, P. 7-114; Epps, K. 5-36; Rex, I. 2-38; Hill, K. 1-4; Davis, M. 1-(-5)

GAME 9: AT ARKANSAS



23

16



Dec. 21, 2019 at Exploria Stadium (Orlando, Fla.)

2019 CURE BOWL

SCORING	1	2	3	4	T
Liberty	7	9	7	0	23
Georgia Southern	0	7	6	3	16

SCORING SUMMARY:

FIRST QUARTER

3:31 LU Huntley 57 yard pass from Calvert (Probert)

SECOND QUARTER

14:53 GS Kennedy III 10 yard run (Bass)

13:22 LU Mack 3 yard run (Probert kick failed)

1:02 LU Probert 46 yard field goal

THIRD QUARTER

12:01 LU Gandy-Golden 14 yard pass from Calvert (Probert)

6:20 GS Bass 28 yard field goal

2:49 GS Bass 30 yard field goal

FOURTH QUARTER

1:44 GS Bass 35 yard field goal

TEAM STATS	LIBERTY	GS
FIRST DOWNS	19	13
RUSHES-YARDS (NET)	37-132	46-154
PASSING YDS (NET)	270	95
Passes Comp-Att-Int	16-35-2	10-19-1
TOTAL OFFENSE PLAYS-YARDS	72-402	65-249
Punt Returns-Yards	3-(-10)	0-0
Kickoff Returns-Yards	0-0	1-19
Interception Returns-Yards	1-0	2-(-1)
Punts (Number-Avg)	6-36.5	9-48.8
Fumbles-Lost	1-0	0-0
Penalties-Yards	4-45	10-101
Possession Time	26:27	31:49
Third-Down Conversions	5 of 16	4 of 17
Fourth-Down Conversions	0 of 2	0 of 0
Red-Zone Scores-Chances	2-2	4-4
Sacks By: Number-Yards	3-21	1-4

INDIVIDUAL STATS

RUSHING: LU - Hickson, F. 22-120; Mack, J. 2-15; Calvert, S. 3-(-1); Team 1-(-12). **GS** - Kennedy III, W. 9-64; Werts, S. 22-57; King, J. 10-28; LaRoche, M. 3-7; Tomlin, J. 1-3; Murray, M. 1-(-5)

PASSING: LU - Calvert, S. 16-35-2, 270. **GS** - Werts, S. 10-19-1, 95.

RECEIVING: LU - Gandy-Golden, A. 5-63; Huntley, J. 2-90; Frith, N. 2-49; Douglas, D. 2-25; Mack, J. 2-16; Shaa, K. 2-12; Stubbs, DJ 1-15. **GS** - Murray, M. 4-19; Kennedy III, W. 3-20; Michaud, M. 2-53; Hood, K. 1-3

In a season that saw the offense grab most of the attention with its gaudy numbers, it was the Liberty defense that showed up in its biggest game. A stout defensive effort led Liberty to a 23-16 win over Georgia Southern, Dec. 21, in the 2019 FBC MortgageCure Bowl.

The win capped off the most memorable year in program history. Liberty completed its FBS reclassification process in August, received its first-ever bowl game invitation on Dec. 8 and walked away from Exploria Stadium with a bowl game trophy in hand.

With the victory, the Flames became the third FBS transitioning team in NCAA history to win a bowl game during their first season at the FBS level.

Flames defensive end Jessie Lemonier was named the 2019 Cure Bowl MVP, finishing the game with eight tackles, including two sacks.





37

34

OVERTIME



Dec. 26, 2020 at Camping World Stadium (Orlando, Fla.)

2020 CURE BOWL

SCORING	1	2	3	4	OT	T
Liberty	14	3	7	10	3	37
Coastal Carolina	0	13	6	15	0	34

SCORING SUMMARY: FIRST QUARTER

6:59 LU Willis 5 yard run (Barbir kick)
0:06 LU Willis 6 yard run (Barbir kick)

SECOND QUARTER

6:00 CCU Biscardi 21 yard field goal
2:02 CCU Likely 25 yard pass from McCall
0:42 LU Barbir 27 yard field goal

THIRD QUARTER

8:28 LU Willis 10 yard run (Barbir kick)
4:36 CCU Latushko 43 yard pass from McCall

FOURTH QUARTER

13:22 LU Willis 3 yard run (Barbir kick)
10:34 CCU McCall 1 yard run (Biscardi kick)
5:03 LU Barbir 32 yard field goal
3:01 CCU Latushko 5 yard pass from McCall

OVERTIME

15:00 LU Barbir 44 yard field goal

TEAM STATS

	LIBERTY	CCU
FIRST DOWNS	26	24
RUSHES-YARDS (NET)	42-255	33-165
PASSING YDS (NET)	220	318
Passes Comp-Att-Int	19-29-2	21-32-1
TOTAL OFFENSE PLAYS-YARDS	72-402	65-249
Punt Returns-Yards	1-33	2-81
Kickoff Returns-Yards	2-56	5-79
Interception Returns-Yards	1-59	2-3
Punts (Number-Avg)	1-33	2-81
Fumbles-Lost	1-1	1-0
Penalties-Yards	5-53	7-60
Possession Time	30:49	29:11
Third-Down Conversions	5 of 11	3 of 11
Fourth-Down Conversions	2 of 2	1 of 2
Red-Zone Scores-Chances	7-9	5-5
Sacks By: Number-Yards	2-7	1-3

INDIVIDUAL STATS

RUSHING: LU - Willis, M., 21-137; Mack, J., 14-105; Pickett, Peyton, 4-15; Bollinger, M. 1-4; Louis, S., 1 - (-2); Team 1-(-4). **CCU** - McCall, G., 15-96; CJ Marable 7-43; Jones, S., 5-21; White, R., 5-10; Team 1-(-5).


PASSING: LU - Willis, M., 19-22-2, 220; **CCU** - McCall, G., 21-32-1, 318

RECEIVING: LU - Stubbs, DJ, 5-68; Douglas, D., 5-51; Shaa, K., 3-35; Mack, J. 3-22; Huntley, J. 2-34; Frith, N. 1-10. **CCU** - Heiligh, J., 13-178; Likely, I., 5-84; Latushko, G., 2-48; Marable, CJ; 1-8

Liberty's Elijah James blocked a game-ending field goal attempt in overtime, securing No. 23/23 Liberty's 37-34 win over No. 9/11 Coastal Carolina in the 2020 FBC Mortgage Cure Bowl.

The Flames finished their second season of full FBS bowl eligibility with a 10-1 record, winning the FBC Mortgage Cure Bowl for the second year in a row. Liberty is just the second team (also Appalachian State) to win bowl games in each of its first two seasons of bowl eligibility following a transition from the FCS. Liberty snapped Coastal Carolina's (11-1) 12-game winning streak, which was tied for the longest FBS winning streak in the nation, and earned its first-ever win over an FBS Top 25 program.

Liberty quarterback Malik Willis was named Cure Bowl MVP after totaling 357 yards of offense and rushing for a Cure Bowl-record four touchdowns.





56

20

E

Dec. 18, 2021 at Hancock Whitney Stadium (Mobile, Ala.)

2021 LENDINGTREE BOWL

SCORING	1	2	3	4	T
Eastern Michigan	3	7	0	10	20
Liberty	13	20	16	7	56

SCORING SUMMARY: FIRST QUARTER

7:48	EMU	Ryland 27 yard field goal
3:08	LU	Stubbs 54 yard pass from Willis (Beck)
2:27	LU	Thomas 27 yd. interception ret. (kick failed)

SECOND QUARTER

13:01	EMU	Evans 2 yard run (Ryland kick)
12:07	LU	Green 34 yard run (kick failed)
6:22	LU	Huntley 20 yard pass from Willis (Beck)
0:16	LU	Willis 2 yard run (Beck)

THIRD QUARTER

11:02	LU	Willis 35 yard run (Team rush failed)
7:08	LU	Beck 43 yard field goal
2:44	LU	Douglas 3 yard pass from Willis (Beck)

FOURTH QUARTER

10:48	LU	Shaa 64 yard pass from Bennett (Beck)
5:26	EMU	Ryland 43 yard field goal
4:29	EMU	Hubbard 34 yd. interception ret. (Ryland)

TEAM STATS	EMU	LIBERTY
FI RST DOWNS	23	22
RUSHES-YARDS (NET)	39-125	35-233
PASSI NG YDS (NET)	254	295
Passes Att-Comp-Int	44-28-1	26-14-1
TOTAL OFFENSE PLAYS- YARDS	83-379	61-528
Punt Returns-Yards	1-5	3--1
Kickoff Returns-Yards	2-43	2-22
Interception Returns-Yards	1-34	1-27
Punts (Num ber-Avg)	5-46.4	3-48.7
Fum bles-Lost	0-0	1-0
Penalties-Yards	9-82	6-48
Possession Time	37: 23	22: 37
Third-Down Conversions	6 of 17	3 of 9
Fourth-Down Conversions	1 of 4	1 of 2
Red-Zone Scores-Chances	2-4	3-3
Sacks By: Number-Yards	2-13	4-25

INDIVIDUAL STATS

RUSHING: EMU - Evans, S., 13-52; Boone, D., 12-51; Moss, B., 3-14; Hutchinson, P., 5-13; Smith, D.J., 2-12; Bryant, B. 4-(-17); LU - Green, T.J., 8-88; Louis, S., 11-72; Willis, M., 8-58; Henderson, 6-15; Salter, K., 2-6; Bennett, J., 1-(-6)


PASSING: EMU - Bryant, B., 23-36-1, 200; Hutchinson, P., 5-8-0, 54; LU - Willis, M., 13-24-0, 231; Bennett, J., 1-2-1, 64

RECEIVING: EMU - Beydoun, H., 11-83; Drummond, D., 6-51; Knue, T., 4-35; Cannon, B., 2-28; Summers, D., 2-16; Westmoreland, Z., 1-21; Odukoya, T., 1-15; Boone, D., 1-5; LU - Shaa, K. 3-94; Douglas, D., 2-22; Stubbs, D.J. 2-69; Louis, S., 2-7; Hobbs, T. 1-42; Daniels, C.J., 1-39; Huntley, J. 1-20; Green, T.J., 1-2

Liberty quarterback Malik Willis accounted for five of the Flames' seven touchdowns on the day, leading Liberty to a convincing 56-20 win over Eastern Michigan in the 2021 LendingTree Bowl at Hancock Whitney Stadium.

Willis was named the LendingTree Bowl MVP after finishing the game with 289 total offensive yards (58 rushing, 231 passing). Flames running back T.J. Green, was named the LendingTree Bowl Offensive MVP and safety Skyler Thomas was named the LendingTree Bowl Defensive MVP.

Liberty, in its third year of full FBS eligibility, earned its third straight bowl victory. The Flames join Appalachian State (2015-20) as the only teams to win bowl games in each of their first three years after transitioning to FBS from FCS.



NCAA Statistics

Liberty - 2022-23 Football Ranking Summary thru games 10/29/2022

Statistic	National Rank	Conference Rank	Value	National Leader	Value	Conference Leader	Value
3rd Down Conversion Pct (131 ranked)	100	5	0.348	Minnesota	0.598	Army West Point	0.489
3rd Down Conversion Pct Defense (131 ranked)	14	1	0.302	Marshall	0.214	Liberty	0.302
4th Down Conversion Pct (131 ranked)	36	2	0.600	Ohio St.	1.000	New Mexico St.	0.667
4th Down Conversion Pct Defense (131 ranked)	22	2	0.400	Southern Miss.	0.125	UConn	0.235
Blocked Kicks (44 ranked)	44	3	1	Central Mich. Notre Dame South Carolina	5 5 5	Notre Dame	5
Blocked Kicks Allowed (131 ranked)	57	5	1	56 teams tied	0	4 teams tied	0
Blocked Punts (21 ranked)	21	2	1	Notre Dame South Carolina	5 5	Notre Dame	5
Blocked Punts Allowed (131 ranked)	1	1	0	87 teams tied	0	5 teams tied	0
Completion Percentage (131 ranked)	110	4	0.561	Illinois	0.721	BYU	0.656
Defensive TDs (43 ranked)				Cincinnati Southern Miss. Western Ky.	4 4 4	BYU Massachusetts	2 2
Fewest Penalties (131 ranked)	62	3	51	Navy	29	Notre Dame	37
Fewest Penalties Per Game (131 ranked)	71	5	6.38	Navy	3.62	Notre Dame	4.62
Fewest Penalty Yards (131 ranked)	61	3	446	Air Force	231	Notre Dame	327
Fewest Penalty Yards Per Game (131 ranked)	66	5	55.75	Air Force	28.88	Notre Dame	40.88
First Downs Defense (131 ranked)	20	1	135	Boise St.	92	Liberty	135
First Downs Offense (131 ranked)	73	3	167	Ole Miss	228	BYU	185
Fumbles Lost (131 ranked)	76	5	6	Oregon Southern California	0 0	BYU Massachusetts	2 2
Fumbles Recovered (130 ranked)	23	1	7	Duke	15	Liberty	7
Kickoff Return Defense (131 ranked)	37	3	18.00	NIU	11.52	Massachusetts	16.06
Kickoff Returns (131 ranked)	94	3	18.83	Miami (FL)	29.73	BYU	19.79
Net Punting (131 ranked)	77	4	37.95	Michigan St.	45.57	Notre Dame	41.88
Passes Had Intercepted (131 ranked)	124	7	12	Southern California San Jose St. Air Force	1 1 1	BYU Army West Point	3 3
Passes Intercepted (125 ranked)	9	1	11	Illinois	15	Liberty	11
Passing Offense (131 ranked)	81	2	226.4	Washington	379.2	BYU	252.6
Passing Yards Allowed (131 ranked)	40	5	207.0	Boise St.	133.6	New Mexico St.	181.8
Passing Yards per Completion (131 ranked)	25	2	13.62	Air Force	23.54	Army West Point	22.67
Punt Return Defense (131 ranked)	127	7	16.29	Army West Point	-10.00	Army West Point	-10.00
Punt Returns (131 ranked)	118	7	4.46	Kansas St.	25.83	BYU	10.10
Red Zone Defense (130 ranked)	22	1	0.767	UCF	0.621	Liberty	0.767
Red Zone Offense (131 ranked)	112	6	0.750	Georgia	0.979	UConn	0.909
Rushing Defense (131 ranked)	36	1	123.2	James Madison	54.9	Liberty	123.2
Rushing Offense (131 ranked)	29	2	195.9	Air Force	336.8	Army West Point	334.6
Sacks Allowed (131 ranked)	105	7	2.88	Oregon	0.12	Army West Point	0.86
Scoring Defense (131 ranked)	31	1	21.5	Illinois	8.9	Liberty	21.5
Scoring Offense (131 ranked)	56	2	31.1	Tennessee	49.4	Army West Point	32.7
Tackles for Loss Allowed (131 ranked)	119	6	7.50	Air Force	3.12	Army West Point	3.71
Team Passing Efficiency (131 ranked)	89	4	129.67	Tennessee	198.51	Army West Point	154.95
Team Passing Efficiency Defense (131 ranked)	8	1	110.23	Illinois	77.94	Liberty	110.23
Team Sacks (130 ranked)	3	1	3.75	Louisville	4.12	Liberty	3.75
Team Tackles for Loss (131 ranked)	4	1	8.8	Cincinnati	9.0	Liberty	8.8
Time of Possession (131 ranked)	47	4	30:43	Air Force	35:44	Notre Dame	32:37
Total Defense (131 ranked)	25	1	330.2	Illinois	224.5	Liberty	330.2
Total Offense (131 ranked)	46	2	422.2	Tennessee	553.0	Army West Point	431.7
Turnover Margin (131 ranked)	67	4	0.00	Southern California	2.00	BYU	0.44
Turnovers Gained (130 ranked)	7	1	18	Louisville	24	Liberty	18
Turnovers Lost (127 ranked)	123	7	18	Southern California	1	BYU	5
Winning Percentage (131 ranked)	8	1	0.875	6 teams tied	1.000	Liberty	0.875

Statistic	Player	National Rank	Conference Rank	Value	National Leader	Value	Conference Leader	Value
All Purpose (200 ranked)	Dae Dae Hunter Demario Douglas Shedro Louis	27 61 167	1 2 4	124.12 103.00 77.88	Israel Abanikanda, Pittsburgh	177.88	Dae Dae Hunter, Liberty	124.12
Blocked Kicks (2 ranked)					De'Von Fox, Temple	3	Isaiah Foskey, Notre Dame	2
Combined Kick Returns (200 ranked)	Shedro Louis Demario Douglas	63 77	4 5	230 206	Johnnie Lang, Arkansas St.	770	Gregory Desrosiers, Massachusetts	391
Completion Percentage (120 ranked)	Johnathan Bennett	100	4	0.575	J.J. McCarthy, Michigan	0.746	Jaren Hall, BYU	0.656
Completions Per Game (100 ranked)					Will Rogers, Mississippi St.	32.25	Jaren Hall, BYU	21.00
Field Goal Percentage (108 ranked)	Nick Brown	105	5	0.538	12 players tied	1.000	Noe Ruelas, UConn	0.818
Field Goals Per Game (134 ranked)	Nick Brown	90	4	0.88	Jake Moody, Michigan	2.25	Blake Grupe, Notre Dame	1.25
Forced Fumbles (34 ranked)					Jacoby Windmon, Michigan St.	0.75	Jordan Mahoney, Massachusetts	0.25
Fumbles Recovered (68 ranked)	Durrell Johnson Javon Scruggs Dre Butler Robert Rahimi Ahmad Walker	8 8 68 68 68	2 2 5 5 5	2 2 1 1 1	7 players tied	3	Jackson Mitchell, UConn	3
Interceptions Per Game (76 ranked)	Robert Rahimi Kobe Singleton	6 76	1 6	0.5 0.2	4 players tied	0.6	Robert Rahimi, Liberty	0.5
Kickoff Return TDs (1 ranked)					19 players tied	1		
Kickoff Returns (73 ranked)	Shedro Louis	49	2	20.9	Jaylin Lucas, Indiana	30.9	Hobbs Nyberg, BYU	22.6
Passes Defended (20 ranked)					Ridge Texada, North Texas	1.9	Josh Wallace, Massachusetts	1.2
Passing Efficiency (120 ranked)	Johnathan Bennett	93	3	125.6	C.J. Stroud, Ohio St.	200.2	Jaren Hall, BYU	153.1
Passing TDs (137 ranked)	Johnathan Bennett Kaidon Salter	88 106	3 5	8 6	Drake Maye, North Carolina C.J. Stroud, Ohio St.	29 29	Jaren Hall, BYU	21
Passing Yards (130 ranked)	Johnathan Bennett Kaidon Salter	117 128	4 5	939 778	Michael Penix Jr., Washington	2,934	Jaren Hall, BYU	2,245
Passing Yards Per Game (130 ranked)	Johnathan Bennett	111	3	134.1	Michael Penix Jr., Washington	366.8	Jaren Hall, BYU	249.4
Passing Yards per Completion (120 ranked)	Johnathan Bennett	57	1	12.19	Austin Aune, North Texas	16.13	Johnathan Bennett, Liberty	12.19
Points Responsible For (186 ranked)	Johnathan Bennett Dae Dae Hunter	186 186	4 4	54 54	Drake Maye, North Carolina	194	Jaren Hall, BYU	134
Points Responsible For Per Game (200 ranked)	Johnathan Bennett	155	4	7.7	Drake Maye, North Carolina	24.2	Jaren Hall, BYU	14.9
Punt Return TDs (3 ranked)					Quadric Bullard, UCF Eric Garror, Louisiana	2 2	Tyrell Robinson, Army West Point	1
Punt Returns (58 ranked)	Demario Douglas	54	3	4.5	Kool-Aid McKinstry, Alabama	17.7	Brandon Joseph, Notre Dame	9.9
Punting (80 ranked)	Aidan Alves	52	2	42.0	Bryce Baringer, Michigan St.	50.0	Jon Sot, Notre Dame	44.5
Receiving TDs (136 ranked)	Demario Douglas	51	3	5	Jalin Hyatt, Tennessee	14	Kody Epps, BYU Michael Mayer, Notre Dame	6 6
Receiving Yards (199 ranked)	Demario Douglas	40	1	615	Rashee Rice, SMU	982	Demario Douglas, Liberty	615
Receiving Yards Per Game (200 ranked)	Demario Douglas	45	1	76.9	Rashee Rice, SMU	122.8	Demario Douglas, Liberty	76.9
Receptions Per Game (197 ranked)	Demario Douglas	66	2	5.2	Xavier Hutchinson, Iowa St.	9.6	Michael Mayer, Notre Dame	5.9
Rush Yards Per Carry (157 ranked)	Dae Dae Hunter	6	1	6.82	Zach Charbonnet, UCLA	7.53	Dae Dae Hunter, Liberty	6.82
Rushing TDs (195 ranked)	Dae Dae Hunter Shedro Louis	31 46	1 3	8 7	Israel Abanikanda, Pittsburgh	16	Audric Estime, Notre Dame Dae Dae Hunter, Liberty	8 8
Rushing Yards (199 ranked)	Dae Dae Hunter Shedro Louis	18 176	1 9	825 333	Chase Brown, Illinois	1,208	Dae Dae Hunter, Liberty	825
Rushing Yards Per Game (200 ranked)	Dae Dae Hunter Shedro Louis	18 193	1 9	103.1 41.6	DeWayne McBride, UAB	163.7	Dae Dae Hunter, Liberty	103.1
Sacks (125 ranked)	Dennis Osagiede Durrell Johnson Stephen Sings V	27 51 125	2 3 9	0.75 0.62 0.44	Jose Ramirez, Eastern Mich.	1.00	Isaiah Foskey, Notre Dame	0.88
Scoring (180 ranked)	Dae Dae Hunter Nick Brown Shedro Louis	99 119 180	2 3 7	6.8 6.4 5.2	Israel Abanikanda, Pittsburgh	12.8	Blake Grupe, Notre Dame	6.9
Solo Tackles (35 ranked)					Shaun Dolac, Buffalo	7.8	Chris Ojoh, New Mexico St.	5.8
Tackles For Loss (23 ranked)	Durrell Johnson	8	1	1.5	Ivan Pace Jr., Cincinnati	2.0	Durrell Johnson, Liberty	1.5
Total Interceptions (49 ranked)	Robert Rahimi Kobe Singleton	6 49	1 5	4 2	5 players tied	5	Robert Rahimi, Liberty	4
Total Offense (200 ranked)	Johnathan Bennett Dae Dae Hunter	113 145	3 5	150.0 103.1	Drake Maye, North Carolina	388.8	Jaren Hall, BYU	270.1
Total Points Scored (148 ranked)	Dae Dae Hunter Nick Brown	86 111	2 3	54 51	Israel Abanikanda, Pittsburgh	102	Blake Grupe, Notre Dame	55
Total Tackles (499 ranked)	Mike Smith, Jr. Ahmad Walker Javon Scruggs	181 248 351	12 16 17	6.5 5.9 5.3	Jason Henderson, Old Dominion	16.1	Jackson Mitchell, UConn	11.1
Total Touchdowns (102 ranked)	Dae Dae Hunter Shedro Louis	29 66	1 3	9 7	Israel Abanikanda, Pittsburgh	17	Dae Dae Hunter, Liberty	9
Yards per Pass Attempt (120 ranked)	Johnathan Bennett	83	3	7.01	Hendon Hooker, Tennessee	10.68	Jaren Hall, BYU	7.80
Yards per Reception (200 ranked)	Demario Douglas	134	3	14.64	Trea Shropshire, UAB	24.94	Isaiah Alston, Army West Point	17.00



2022-23 Liberty Football
Game Results
All games

Page 1/1
as of Oct 22, 2022

Team Results

Date	Opponent		Score	Overall	Conf	Time	Attend
09/03/2022	at Southern Miss.	Wot4	29-27	1-0	0-0	5:04	24051
09/10/2022	UAB	W	21-14	2-0	0-0	3:07	18892
09/17/2022	at Wake Forest	L	36-37	2-1	0-0	3:35	32891
09/24/2022	Akron	W	21-12	3-1	0-0	3:23	20004
10/01/2022	at Old Dominion	W	38-24	4-1	0-0	3:42	18368
10/08/2022	at Massachusetts	W	42-24	5-1	0-0	3:46	11217
10/15/2022	Gardner-Webb	W	21-20	6-1	0-0	3:20	20924
10/22/2022	BYU	W	41-14	7-1	0-0	3:15	24012



2022-23 Liberty Football
Overall Team Statistics
All games

Page 1/2
as of Oct 22, 2022

Team Statistics

	LIB	OPP
Scoring	249	172
Points per game	31.1	21.5
Points Off Turnovers	27	62
First Downs	167	135
Rushing	73	45
Passing	80	72
Penalty	14	18
Rushing Yardage	1567	986
Yards gained rushing	1794	1265
Yards lost rushing	227	279
Rushing attempts	330	278
Average per rush	4.7	3.5
Average per game	195.9	123.3
TDs Rushing	18	9
Passing Yardage	1811	1656
Comp-Att-Int	133-237-12	142-262-11
Average per pass	7.6	6.3
Average per catch	13.6	11.7
Average per game	226.4	207.0
TDs Passing	14	9
Total offense	3378	2642
Total plays	567	540
Average per play	6.0	4.9
Average per game	422.3	330.3
Kick returns: #-Yards	23-433	12-216
Punt returns: #-Yards	13-58	7-114
Int returns: #-Yards	11-56	12-86
Kick return average	18.8	18.0
Punt return average	4.5	16.3
Int return average	5.1	7.2
Fumbles-Lost	11-6	10-7
Penalties-Yards	51-446	64-509
Average per game	55.8	63.6
Punts-Yards	38-1596	49-1942
Average per punt	42.0	39.6
Net punt average	37.9	36.8
Kickoffs-Yards	44-2744	37-2145
Average per kick	62.4	58.0
Net kick average	39.3	38.1
Time of possession / game	30:43	30:39
3rd-down conversion	39/112	35/116
3rd-down pct	35%	30%
4rd-down conversion	9/15	6/15



2022-23 Liberty Football
Overall Team Statistics
All games

Page 2/2
as of Oct 22, 2022

	LIB	OPP
4rd-down pct	60%	40%
Sacks by-Yards	30-198	23-119
Misc Yards	0	0
Touchdowns scored	32	20
Field goals - attempts	7-13	11-13
On-Side kicks	0-0	0-0
Red-zone scores	(24-32) 75%	(23-30) 77%
Red-zone touchdowns	(19-32) 59%	(14-30) 47%
PAT-attempts	(30-30) 100%	(19-19) 100%
2-point conversion-attempts	(2-4) 50%	(0-2) 0%
Attendance	83832	86527
Games / Avg per game	4/20958	4/21632
Neutral site games	-	0/0

Score by Periods

Team	1st	2nd	3rd	4th	OT	TOT
Liberty	31	84	60	69	5	249
Opponents	45	39	24	61	3	172



2022-23 Liberty Football Individual Statistics All games

Page 1/3
as of Oct 22, 2022

Rushing

Player	gp	att	gain	loss	net	avg	td	lg	avg/g
Dae Dae Hunter	8	121	860	35	825	6.8	8	80	103.1
Shedro Louis	8	79	350	17	333	4.2	7	40	41.6
Kaidon Salter	4	41	261	50	211	5.1	2	43	52.8
Johnathan Bennett	7	47	206	95	111	2.4	1	23	15.9
TJ Green	2	8	43	0	43	5.4	0	15	21.5
Nate Hampton	5	13	31	12	19	1.5	0	7	3.8
Malik Caper	6	9	22	7	15	1.7	0	5	2.5
Charlie Brewer	2	5	16	3	13	2.6	0	11	6.5
Demario Douglas	8	1	3	0	3	3.0	0	3	0.4
Michael Bollinger	8	1	2	0	2	2.0	0	2	0.3
Team	8	5	0	8	-8	-1.6	0	0	-1.0
Total	8	330	1794	227	1567	4.7	18	80	195.9
Opponents	8	278	1265	279	986	3.5	9	56	123.3

Passing

Player	gp	effic	comp-att-int	pct	yds	td	lg	avg/g
Johnathan Bennett	7	125.6	77-134-7	57.5	939	8	60	134.1
Kaidon Salter	4	137.5	50-91-5	54.9	778	6	51	194.5
Nate Hampton	5	117.3	3-8-0	37.5	76	0	39	15.2
Charlie Brewer	2	112.8	3-4-0	75.0	18	0	11	9.0
Total	8	129.7	133-237-12	56.1	1811	14	60	226.4
Opponents	8	110.2	142-262-11	54.2	1656	9	56	207.0

Receiving

Player	gp	no.	yds	avg	td	lg	avg/g
Demario Douglas	8	42	615	14.6	5	51	76.9
Dae Dae Hunter	8	18	149	8.3	1	41	18.6
Noah Frith	8	15	307	20.5	0	60	38.4
CJ Yarbrough	7	12	197	16.4	1	41	28.1
Jaivian Lofton	7	9	96	10.7	1	34	13.7
Caleb Snead	3	6	88	14.7	0	27	29.3
Jerome Jackson	8	5	43	8.6	1	17	5.4
Shedro Louis	8	5	60	12.0	0	21	7.5
Treon Sibley	8	5	105	21.0	1	30	13.1
Michael Bollinger	8	3	22	7.3	1	14	2.8
Khaleb Coleman	8	3	37	12.3	1	22	4.6
CJ Daniels	3	3	38	12.7	1	25	12.7
Austin Henderson	8	3	18	6.0	1	12	2.3
Cole Peterlin	5	2	25	12.5	0	14	5.0
TJ Green	2	1	5	5.0	0	5	2.5
Bentley Hanshaw	8	1	6	6.0	0	6	0.8
Total	8	133	1811	13.6	14	60	226.4
Opponents	8	142	1656	11.7	9	56	207.0

Punt Returns

Player	no.	yds	avg	td	lg
Demario Douglas	13	58	4.5	0	28
Total	13	58	4.5	0	28
Opponents	7	114	16.3	0	38

Interceptions

Player	no.	yds	avg	td	lg
Robert Rahimi	4	25	6.3	0	24
Kobe Singleton	2	0	0.0	0	0
Javon Scruggs	1	0	0.0	0	0
Durrell Johnson	1	0	0.0	0	0
Quinton Reese	1	9	9.0	0	9
Daijahn Anthony	1	0	0.0	0	0
Mike Smith, Jr.	1	22	22.0	0	22
Total	11	56	5.1	0	24
Opponents	12	86	7.2	1	24

Kick Returns

Player	no.	yds	avg	td	lg
Shedro Louis	11	230	20.9	0	32
Demario Douglas	7	148	21.1	0	35
Malik Caper	2	16	8.0	0	9
Treon Sibley	2	20	10.0	0	20
Dae Dae Hunter	1	19	19.0	0	19
Total	23	433	18.8	0	35
Opponents	12	216	18.0	0	33

Fumble Returns

Player	no.	yds	avg	td	lg
Javon Scruggs	2	0	0.0	0	0
Durrell Johnson	2	3	1.5	0	3
Dre Butler	1	0	0.0	0	0
Robert Rahimi	1	0	0.0	0	0
Ahmad Walker	1	0	0.0	0	0
Total	7	3	0.4	0	3
Opponents	6	40	6.7	1	22



2022-23 Liberty Football
Individual Statistics
All games

Page 2/3
as of Oct 22, 2022

Scoring

Player	td	fg	PAT						pts
			kick	rush	rcv	pass	dxp	saf	
Dae Dae Hunter	9	-	-	-	-	-	-	-	54
Nick Brown	-	7-13	30-30	-	-	-	-	-	51
Shedro Louis	7	-	-	-	-	-	-	-	42
Demario Douglas	5	-	-	-	1	-	-	-	32
Kaidon Salter	2	-	-	-	-	2	-	-	12
Jerome Jackson	1	-	-	-	1	-	-	-	8
Michael Bollinger	1	-	-	-	-	-	-	-	6
Khaleb Coleman	1	-	-	-	-	-	-	-	6
Johnathan Bennett	1	-	-	-	-	-	-	-	6
CJ Yarbrough	1	-	-	-	-	-	-	-	6
Treon Sibley	1	-	-	-	-	-	-	-	6
CJ Daniels	1	-	-	-	-	-	-	-	6
Jaivian Lofton	1	-	-	-	-	-	-	-	6
Austin Henderson	1	-	-	-	-	-	-	-	6
Total	32	7-13	30-30	0	2	2	0	1	249
Opponents	20	11-13	19-19	0	0	0	0	0	172

Field Goals

Player	fg	pct.	01-19	20-29	30-39	40-49	50-99	lg	blk
Nick Brown	7-13	53.8	0-1	3-3	2-5	2-2	0-2	49	1
Opponents	11-13	84.6	0-0	4-4	4-5	2-2	1-2	53	0

FG Sequence

Team Name	Liberty	Opponents
Southern Miss.	(32),36,(26)	(39),34,(53)
UAB	37	
Wake Forest	52,(47),(28),53	(33),(27),(46)
Akron	37	55,(34),(26)
Old Dominion	(49),19	(34)
BYU	(22),(37)	
Massachusetts		(28)
Gardner-Webb		(22),(41)

Numbers in (parentheses) indicate field goal was made

Total Offense

Player	g	plays	rush	pass	total	avg/g
Johnathan Bennett	7	181	111	939	1050	150.0
Kaidon Salter	4	132	211	778	989	247.3
Dae Dae Hunter	8	121	825	0	825	103.1
Shedro Louis	8	79	333	0	333	41.6
Nate Hampton	5	21	19	76	95	19.0
TJ Green	2	8	43	0	43	21.5
Charlie Brewer	2	9	13	18	31	15.5
Malik Caper	6	9	15	0	15	2.5
Demario Douglas	8	1	3	0	3	0.4
Michael Bollinger	8	1	2	0	2	0.3
Team	8	0	-8	0	-8	-1.0
Total	8	567	1567	1811	3378	422.3
Opponents	8	540	986	1656	2642	330.3

Punting

Player	no.	yds	avg	lg	tb	fc	i20	50+	blk
Aidan Alves	38	1596	42.0	64	2	16	14	3	0
Total	38	1596	42.0	64	2	16	14	3	0
Opponents	49	1942	39.6	55	4	10	11	5	1

Kickoffs

Player	no.	yds	avg	tb	ob	retn	net	ydl
Jason Stricker	44	2744	62.4	30	1			
Total	44	2744	62.4	30	1	12	39.3	25
Opponents	37	2145	58.0	11	1	23	38.1	26



2022-23 Liberty Football
Individual Statistics
All games

Page 3/3
as of Oct 22, 2022

All Purpose

Player	g	rush	rcv	pr	kr	ir	total	avg/g
Dae Dae Hunter	8	825	149	0	19	0	993	124.1
Demario Douglas	8	3	615	58	148	0	824	103.0
Shedro Louis	8	333	60	0	230	0	623	77.9
Noah Frith	8	0	307	0	0	0	307	38.4
Kaidon Salter	4	211	0	0	0	0	211	52.8
CJ Yarbrough	7	0	197	0	0	0	197	28.1
Treon Sibley	8	0	105	0	20	0	125	15.6
Johnathan Bennett	7	111	0	0	0	0	111	15.9
Jaivian Lofton	7	0	96	0	0	0	96	13.7
Caleb Snead	3	0	88	0	0	0	88	29.3
TJ Green	2	43	5	0	0	0	48	24.0
Jerome Jackson	8	0	43	0	0	0	43	5.4
CJ Daniels	3	0	38	0	0	0	38	12.7
Khaleb Coleman	8	0	37	0	0	0	37	4.6
Malik Caper	6	15	0	0	16	0	31	5.2
Robert Rahimi	8	0	0	0	0	25	25	3.1
Cole Peterlin	5	0	25	0	0	0	25	5.0
Michael Bollinger	8	2	22	0	0	0	24	3.0
Mike Smith, Jr.	8	0	0	0	0	22	22	2.8
Nate Hampton	5	19	0	0	0	0	19	3.8
Austin Henderson	8	0	18	0	0	0	18	2.3
Charlie Brewer	2	13	0	0	0	0	13	6.5
Quinton Reese	8	0	0	0	0	9	9	1.1
Bentley Hanshaw	8	0	6	0	0	0	6	0.8
Team	8	-8	0	0	0	0	-8	-1.0
Total	8	1567	1811	58	433	56	3925	490.6
Opponents	8	986	1656	114	216	86	3058	382.3



2022-23 Liberty Football
Overall Defense Statistics
All games

Page 1/1
as of Oct 22, 2022

Team Defense

##	Player	gp	Tackles				Sacks	Pass defense			Fumbles		blkd	
			ua	a	tot	tfl/yds		int-yds	brup	qbh	fr-yds	ff	kick	saf
7	Mike Smith, Jr.	8	27	25	52	6.5-11	.	1-22	4	2	.	1	.	.
34	Ahmad Walker	8	24	23	47	8-23	2-7	.	2	1	1-0	1	.	.
1	Javon Scruggs	7	14	23	37	3-22	1-12	1-0	1	.	2-0	.	.	.
91	Kendy Charles	8	16	20	36	5.5-22	2.5-18	.	1	3	.	1	.	.
6	Robert Rahimi	8	14	19	33	0.5-2	.	4-25	.	.	1-0	.	.	.
35	Tyren Dupree	8	17	14	31	4-22	3-16	1	.	.
11	Durrell Johnson	8	17	11	28	12-47	5-37	1-0	4	2	2-3	1	.	.
90	Dennis Osagiede	8	6	18	24	8.5-47	6-45	.	.	1
4	Chris Megginson	8	17	5	22	1-2	.	.	3	.	.	1	.	.
16	Quinton Reese	8	14	7	21	4-9	0.5-3	1-9	3
24	Aakil Washington	8	6	14	20	1-3	.	.	1
20	Kobe Singleton	8	16	4	20	.	.	2-0	3
5	Dre Butler	8	10	8	18	1-2	1-2	.	.	1	1-0	1	.	.
10	TreShaun Clark	5	7	10	17	4.5-25	4-24
9	Juawan Treadwell	8	14	.	14	2-7	1-2	.	3	.	.	1	.	.
8	Daijahn Anthony	7	10	4	14	0.5-1	.	1-0	3
15	Brylan Green	8	7	7	14	0.5-2	.	.	1
26	Amarian Williams	8	5	4	9
94	Jay Hardy	8	4	4	8	1-1	.	.	.	1
3	Stephen Sings V	8	5	3	8	3.5-29	3.5-29	.	2
29	A'Khor Jones	6	6	2	8
77	Khristian Zachary	8	1	4	5	0.5-3	0.5-3	.	.	2
99	Bryce Dixon	5	3	2	5	1-1
98	CJ Bazile, Jr.	3	3	2	5	1.5-4
0	Dae Dae Hunter	8	3	.	3
90	Jason Stricker	8	1	1	2
28	Preston Hodge	7	1	1	2	.	.	.	2
0	Jerome Jolly, Jr.	3	1	1	2	1	.
27	Micah Glaize	8	2	.	2
36	Daniel Darko	6	.	2	2
3	Demario Douglas	8	2	.	2
32	Elijah Auguste	2	.	2	2
48	Rashad Whitehead	1	.	1	1
41	Austin Mock	8	1	.	1
73	X'Zauvea Gadlin	8	.	1	1
70	Reggie Young	8	.	1	1
31	Tim Coutras	7	1	.	1
13	Jaylon Jimmerson	4	1	.	1
Totals		8	277	244	521	70-285	30-198	11-56	33	13	7-3	8	1	1
Opponents		8	311	246	557	60-206	23-119	12-86	19	19	6-40	8	1	0



2022-23 Liberty Football Games Played All games

Page 1/2
as of Oct 22, 2022

##	Player	GP-GS	USM	UAB	WF	UA	ODU	UMass	GW	BYU
0	Jerome Jolly, Jr.	3/0	XXX	XXX	XXX
0	Dae Dae Hunter	8/7	START	START	START	START	START	START	XXX	START
1	Javon Scruggs	7/7	START	START	...	START	START	START	START	START
1	Shedro Louis	8/1	XXX	XXX	XXX	XXX	XXX	XXX	START	XXX
2	TJ Green	2/0	XXX	XXX	...
2	Kaci Seegars	0/0
3	Demario Douglas	8/6	START	START	START	START	XXX	START	XXX	START
3	Stephen Sings V	8/0	XXX	XXX	XXX	XXX	XXX	XXX	XXX	XXX
4	Chris Megginson	8/8	START	START	START	START	START	START	START	START
4	CJ Daniels	3/1	XXX	XXX	START
5	Noah Frith	8/5	START	START	START	START	XXX	START	XXX	XXX
5	Dre Butler	8/0	XXX	XXX	XXX	XXX	XXX	XXX	XXX	XXX
6	Jaivian Lofton	7/2	XXX	XXX	XXX	XXX	START	XXX	START	...
6	Robert Rahimi	8/8	START	START	START	START	START	START	START	START
7	Kaidon Salter	4/3	XXX	START	START	...	START
7	Mike Smith, Jr.	8/8	START	START	START	START	START	START	START	START
8	Caleb Snead	3/3	START	START	START
8	Daijahn Anthony	7/0	XXX	...	XXX	XXX	XXX	XXX	XXX	XXX
9	Juawan Treadwell	8/1	XXX	XXX	START	XXX	XXX	XXX	XXX	XXX
9	Sean Brown	0/0
10	TreShaun Clark	5/5	START	START	START	START	START
10	Nate Hampton	5/0	...	XXX	...	XXX	XXX	XXX	XXX	...
11	Johnathan Bennett	7/4	XXX	...	XXX	START	XXX	START	START	START
11	Durrell Johnson	8/8	START	START	START	START	START	START	START	START
12	Maurice Freeman II	6/0	...	XXX	...	XXX	XXX	XXX	XXX	XXX
12	Zak Burnett	0/0
13	CJ Yarbrough	7/3	XXX	XXX	XXX	XXX	START	START	START	...
13	Jaylon Jimmerson	4/0	XXX	XXX	XXX	XXX
14	Deon Biggins	4/0	XXX	XXX	XXX	XXX
14	Kylen Austin	1/0	XXX
15	Bentley Hanshaw	8/0	XXX	XXX	XXX	XXX	XXX	XXX	XXX	XXX
15	Brylan Green	8/0	XXX	XXX	XXX	XXX	XXX	XXX	XXX	XXX
16	Charlie Brewer	2/1	START	XXX
16	Quinton Reese	8/8	START	START	START	START	START	START	START	START
17	Khaleb Coleman	8/0	XXX	XXX	XXX	XXX	XXX	XXX	XXX	XXX
17	Rashaud Pernell	0/0
18	Dexter Ricks, Jr.	2/0	XXX	XXX	...
19	Brody Brumm	1/0	XXX
19	Miyon Conaway	0/0
20	Kobe Singleton	8/6	START	XXX	XXX	START	START	START	START	START
21	Treon Sibley	8/1	XXX	XXX	XXX	START	XXX	XXX	XXX	XXX
21	Sam Guridy	0/0
22	Coleman Baker	0/0
22	Jayden Sweeney	2/0	XXX	...	XXX
23	Malik Caper	6/0	...	XXX	XXX	XXX	XXX	XXX	...	XXX
24	Aakil Washington	8/0	XXX	XXX	XXX	XXX	XXX	XXX	XXX	XXX
25	Antwon Jackson	0/0
26	Amarian Williams	8/2	XXX	START	START	XXX	XXX	XXX	XXX	XXX
27	Micah Glaize	8/0	XXX	XXX	XXX	XXX	XXX	XXX	XXX	XXX
28	Justin Gipson	0/0
28	Preston Hodge	7/0	...	XXX	XXX	XXX	XXX	XXX	XXX	XXX
29	A'Khor Jones	6/0	XXX	XXX	XXX	XXX	XXX	XXX
30	Michael Bollinger	8/3	XXX	XXX	XXX	XXX	START	XXX	START	START
30	Jordan Norwood	0/0
31	Tim Coutras	7/0	...	XXX	XXX	XXX	XXX	XXX	XXX	XXX
32	Elijah Augustine	2/0	XXX	...	XXX
33	Kyle Hanks	0/0
33	Lawrence Brown	0/0
34	Ahmad Walker	8/8	START	START	START	START	START	START	START	START
35	Tyren Dupree	8/0	XXX	XXX	XXX	XXX	XXX	XXX	XXX	XXX



2022-23 Liberty Football Games Played All games

Page 2/2
as of Oct 22, 2022

##	Player	GP-GS	USM	UAB	WF	UA	ODU	UMass	GW	BYU
36	Daniel Darko	6/0	XXX	XXX	XXX	XXX	XXX	XXX
37	Max Morgan	0/0
37	Owen McCone	0/0
38	Tre Lawing	0/0
38	Jaylin Belford	0/0
39	Russian Williams	0/0
40	Caleb Williams	0/0
41	Austin Mock	8/0	XXX	XXX	XXX	XXX	XXX	XXX	XXX	XXX
42	Nick Brown	8/0	XXX	XXX	XXX	XXX	XXX	XXX	XXX	XXX
43	Joseph Carter	0/0
44	Ike Okoye	0/0
45	Jackson Shirer	0/0
46	Aidan Alves	8/0	XXX	XXX	XXX	XXX	XXX	XXX	XXX	XXX
47	Austin Turner	1/0	XXX
48	Rashad Whitehead	1/0	XXX
50	Chase Mitchell	2/0	XXX	XXX
51	Harrison Hayes	1/0	XXX
52	Jonathan Graham	8/5	XXX	XXX	XXX	START	START	START	START	START
53	Phillip Doss	0/0
54	Caeden Callahan	0/0
55	Brendan Schlittler	8/8	START	START	START	START	START	START	START	START
56	Will Buchanan	2/0	XXX	XXX
57	Carl Poole	3/0	XXX	XXX	XXX	XXX
60	Cam Reddy	8/8	START	START	START	START	START	START	START	START
63	Tommy Harley	0/0
64	Jacob Bodden	5/3	START	START	START	XXX	XXX	...
65	Naasir Watkins	7/7	START	START	START	...	START	START	START	START
68	Hunter Porterfield	0/0
70	Reggie Young	8/0	XXX	XXX	XXX	XXX	XXX	XXX	XXX	XXX
73	X'Zauvea Gadlin	8/8	START	START	START	START	START	START	START	START
74	Jacob Lecates	0/0
75	Mason Bundy	0/0
77	Cooper McCaw	8/1	XXX	XXX	XXX	START	XXX	XXX	XXX	XXX
77	Khristian Zachary	8/3	XXX	XXX	XXX	XXX	XXX	START	START	START
78	Brian Hannibal	0/0
79	John Kourtis	8/0	XXX	XXX	XXX	XXX	XXX	XXX	XXX	XXX
80	Cole Peterlin	5/0	...	XXX	XXX	XXX	XXX	XXX
81	Markel Fortenberry	0/0
82	D'Wayne Crawford	2/0	XXX	...	XXX	...
83	Austin Henderson	8/0	XXX	XXX	XXX	XXX	XXX	XXX	XXX	XXX
84	Teigan Martin	0/0
85	Brayden Beck	0/0
85	Mark Hutzler	0/0
86	Eddie Ogle	5/0	XXX	XXX	XXX	XXX	XXX
87	Brayden Monday	0/0
88	Jerome Jackson	8/8	START	START	START	START	START	START	START	START
90	Jason Stricker	8/0	XXX	XXX	XXX	XXX	XXX	XXX	XXX	XXX
90	Dennis Osagiede	8/7	XXX	START	START	START	START	START	START	START
91	Kendy Charles	8/8	START	START	START	START	START	START	START	START
92	Chris Boti	1/0	XXX
94	Jay Hardy	8/1	START	XXX	XXX	XXX	XXX	XXX	XXX	XXX
95	Teagen Lenderink	0/0
97	Marquise Brunson	2/0	XXX	...	XXX
98	CJ Bazile, Jr.	3/0	XXX	XXX	XXX	XXX
99	Bryce Dixon	5/0	...	XXX	XXX	XXX	XXX	XXX



2022-23 Liberty Football
Passing Game-by-Game
All games

Page 1/1
as of Oct 22, 2022

#7 Kaidon Salter	Comp	Att	Int	Pct	Yards	TD	Long	Sacked	Effic.
Southern Miss.	8	13	1	61.5	148	2	51	0-0	192.6
UAB	13	25	0	52.0	202	0	46	2-8	119.9
Wake Forest	19	34	2	55.9	258	2	38	4-21	127.3
Old Dominion	10	19	2	52.6	170	2	41	2-13	141.5
Totals	50	91	5	54.9	778	6	51	8-42	137.5

#10 Nate Hampton	Comp	Att	Int	Pct	Yards	TD	Long	Sacked	Effic.
Akron	0	1	0	0.0	0	0	0	0-0	0.0
Massachusetts	3	5	0	60.0	76	0	39	1-6	187.7
Gardner-Webb	0	2	0	0.0	0	0	0	1-1	0.0
Totals	3	8	0	37.5	76	0	39	2-7	117.3

#11 Johnathan Bennett	Comp	Att	Int	Pct	Yards	TD	Long	Sacked	Effic.
Southern Miss.	7	18	2	38.9	37	0	12	2-23	33.9
Wake Forest	0	3	1	0.0	0	0	0	1-9	-66.7
Akron	13	27	1	48.1	152	2	30	2-7	112.5
Old Dominion	7	9	0	77.8	98	1	41	2-15	205.9
Massachusetts	9	18	0	50.0	183	2	51	2-9	172.1
Gardner-Webb	17	30	2	56.7	222	1	60	4-16	116.5
BYU	24	29	1	82.8	247	2	40	0-0	170.2
Totals	77	134	7	57.5	939	8	60	13-79	125.6

#16 Charlie Brewer	Comp	Att	Int	Pct	Yards	TD	Long	Sacked	Effic.
Southern Miss.	3	4	0	75.0	18	0	11	0-0	112.8
Totals	3	4	0	75.0	18	0	11	0-0	112.8



2022-23 Liberty Football
Rushing/Receiving Game-by-Game
All games

Page 1/1
as of Oct 22, 2022

Rushing

Player	No-Yds/TD	USM	UAB	WF	UA	ODU	UMass	GW	BYU
Dae Dae Hunter	121-825/8	11-62/0	10-64/1	18-93/1	18-118/1	15-121/2	17-78/1	9-76/1	23-213/1
Shedro Louis	79-333/7	13-55/0	13-45/1	6-20/0	6-28/0	16-109/0	9-26/3	6-15/1	10-35/2
Johnathan Bennett	47-111/1	11-46/1	DNP	1--9/0	6--9/0	3--11/0	9-50/0	9--2/0	8-46/0
Kaidon Salter	41-211/2	9-65/0	14-79/1	15-77/1	DNP	3--10/0	DNP	DNP	DNP
Nate Hampton	13-19/0	DNP	1-1/0	DNP	5-19/0	1-3/0	4--5/0	2-1/0	DNP
Malik Caper	9-15/0	DNP	2--1/0	-	-	-	3-9/0	DNP	4-7/0
TJ Green	8-43/0	DNP	DNP	DNP	DNP	DNP	6-39/0	2-4/0	DNP
Charlie Brewer	5-13/0	3-13/0	DNP	DNP	DNP	DNP	DNP	DNP	2-0/0
Demario Douglas	1-3/0	1-3/0	-	-	-	-	-	-	-
Michael Bollinger	1-2/0	-	-	-	1-2/0	-	-	-	-

Receiving

Player	No-Yds/TD	USM	UAB	WF	UA	ODU	UMass	GW	BYU
Demario Douglas	42-615/5	5-97/2	3-51/0	7-124/2	5-40/0	2-13/0	4-134/1	8-87/0	8-69/0
Dae Dae Hunter	18-149/1	1-2/0	2-8/0	5-21/0	-	4-62/1	-	2-25/0	4-31/0
Noah Frith	15-307/0	2-13/0	2-75/0	1-9/0	-	1-11/0	1-32/0	4-97/0	4-70/0
CJ Yarbrough	12-197/1	3-36/0	1-19/0	2-36/0	1-4/0	4-94/1	1-8/0	-	DNP
Jaivian Lofton	9-96/1	1--1/0	-	-	4-47/0	2-44/1	-	2-6/0	DNP
Caleb Snead	6-88/0	3-29/0	-	3-59/0	DNP	DNP	DNP	DNP	DNP
Treon Sibley	5-105/1	-	-	-	1-30/1	1-21/0	2-41/0	-	1-13/0
Shedro Louis	5-60/0	-	3-36/0	-	-	-	1-21/0	-	1-3/0
Jerome Jackson	5-43/1	1-17/0	1-2/0	1-9/0	-	-	-	1-7/1	1-8/0
CJ Daniels	3-38/1	DNP	DNP	DNP	-	1-8/0	DNP	DNP	2-30/1
Khaleb Coleman	3-37/1	-	-	-	2-31/1	-	-	-	1-6/0
Michael Bollinger	3-22/1	1-4/0	-	-	-	1-14/0	1-4/1	-	-
Austin Henderson	3-18/1	-	-	-	-	1-1/0	-	-	2-17/1
Cole Peterlin	2-25/0	DNP	1-11/0	DNP	DNP	-	1-14/0	-	-
Bentley Hanshaw	1-6/0	1-6/0	-	-	-	-	-	-	-
TJ Green	1-5/0	DNP	DNP	DNP	DNP	DNP	1-5/0	-	DNP



2022-23 Liberty Football
Total Tackles Game-by-Game
All games

Page 1/1
as of Oct 22, 2022

Total Tackles

Player	S-A	Total	USM	UAB	WF	UA	ODU	UMass	GW	BYU
Mike Smith, Jr.	27-25	52	4-4	3-2	6-4	3-6	2-4	3-2	6-1	0-2
Ahmad Walker	24-23	47	4-4	3-2	2-4	4-5	2-5	1-1	6-1	2-1
Javon Scruggs	14-23	37	2-5	3-3	DNP	1-4	2-6	2-5	2-0	2-0
Kendy Charles	16-20	36	3-3	3-1	1-1	1-3	1-3	1-1	1-5	5-3
Robert Rahimi	14-19	33	1-3	5-1	4-1	0-3	0-6	3-3	-	1-2
Tyren Dupree	17-14	31	3-1	0-1	-	4-4	5-2	2-4	1-0	2-2
Durrell Johnson	17-11	28	4-1	4-1	1-1	4-1	0-2	0-2	3-2	1-1
Dennis Osagiede	6-18	24	1-4	2-1	0-2	0-4	1-1	1-2	1-4	-
Chris Megginson	17-5	22	0-1	3-0	2-1	4-0	3-1	1-1	3-0	1-1
Quinton Reese	14-7	21	2-1	-	6-0	0-2	2-2	3-2	1-0	-
Kobe Singleton	16-4	20	2-1	2-0	3-1	3-1	1-1	-	3-0	2-0
Aakil Washington	6-14	20	0-3	0-2	2-0	0-6	0-1	3-0	0-2	1-0
Dre Butler	10-8	18	4-3	1-2	1-0	0-1	2-2	1-0	1-0	-
TreShaun Clark	7-10	17	1-3	4-1	0-2	1-4	1-0	DNP	DNP	DNP
Juawan Treadwell	14-0	14	-	2-0	4-0	-	3-0	2-0	1-0	2-0
Daijahn Anthony	10-4	14	1-0	DNP	2-0	2-3	4-0	0-1	1-0	-
Brylan Green	7-7	14	-	1-0	-	0-3	1-0	0-4	3-0	2-0
Amarian Williams	5-4	9	0-1	2-2	1-0	-	2-1	-	-	-
A'Khor Jones	6-2	8	DNP	DNP	1-0	0-1	2-1	1-0	-	2-0
Stephen Sings V	5-3	8	1-1	1-0	0-1	0-1	-	2-0	1-0	-
Jay Hardy	4-4	8	-	0-1	-	0-1	0-1	0-1	4-0	-
CJ Bazile, Jr.	3-2	5	DNP	DNP	DNP	DNP	DNP	1-2	1-0	1-0
Bryce Dixon	3-2	5	DNP	1-0	DNP	DNP	-	1-1	1-0	0-1
Khristian Zachary	1-4	5	1-0	-	-	-	0-1	0-1	0-1	0-1
Dae Dae Hunter	3-0	3	-	-	1-0	1-0	-	-	-	1-0
Micah Glaize	2-0	2	-	1-0	-	-	-	1-0	-	-
Demario Douglas	2-0	2	-	-	-	-	-	-	2-0	-
Preston Hodge	1-1	2	DNP	-	-	-	0-1	-	-	1-0
Jason Stricker	1-1	2	-	1-0	-	0-1	-	-	-	-
Jerome Jolly, Jr.	1-1	2	0-1	1-0	-	DNP	DNP	DNP	DNP	DNP
Daniel Darko	0-2	2	-	DNP	DNP	-	0-1	0-1	-	-
Elijah Augustine	0-2	2	DNP	DNP	DNP	DNP	DNP	0-2	DNP	-
Austin Mock	1-0	1	-	-	-	1-0	-	-	-	-
Tim Coutras	1-0	1	DNP	-	-	-	-	1-0	-	-
Jaylon Jimmerson	1-0	1	-	1-0	-	-	DNP	DNP	DNP	DNP
Rashad Whitehead	0-1	1	DNP	DNP	DNP	DNP	DNP	0-1	DNP	DNP
Reggie Young	0-1	1	-	-	-	-	0-1	-	-	-
X'Zauvea Gadlin	0-1	1	-	-	-	-	0-1	-	-	-



2022-23 Liberty Football
Sacks Game-by-Game
All games

Page 1/1
as of Oct 22, 2022

Player	UA-A	Total	USM	UAB	WF	UA	ODU	UMass	GW	BYU
Dennis Osagiede	4-4	6	-	1-8	-	0.5-3	1-5	1.5-15	2-14	-
Durrell Johnson	4-2	5	-	1-10	-	2.5-17	-	0.5-4	1-6	-
TreShaun Clark	3-2	4	-	1.5-9	-	1.5-12	1-3	DNP	DNP	DNP
Stephen Sings V	3-1	3.5	1-6	-	0.5-1	-	-	2-22	-	-
Tyren Dupree	3-0	3	-	-	-	-	1-4	-	1-5	1-7
Kendy Charles	0-5	2.5	-	0.5-4	0.5-2	0.5-6	-	-	1-6	-
Ahmad Walker	2-0	2	-	-	2-7	-	-	-	-	-
Javon Scruggs	1-0	1	-	-	DNP	-	-	1-12	-	-
Dre Butler	1-0	1	-	-	-	-	1-2	-	-	-
Juawan Treadwell	1-0	1	-	-	-	-	-	-	-	1-2
Quinton Reese	0-1	0.5	-	-	-	-	-	0.5-3	-	-
Khristian Zachary	0-1	0.5	-	-	-	-	-	0.5-3	-	-



2022-23 Liberty Football
Tackles For Loss Game-by-Game
All games

Page 1/1
as of Oct 22, 2022

Player	UA-A	Total	USM	UAB	WF	UA	ODU	UMass	GW	BYU
Durrell Johnson	9-6	12.0	2.0-2	3.0-13	0.5-1	3.5-19	0.5-0	1.0-5	1.5-7	-
Dennis Osagiede	5-7	8.5	1.0-1	1.5-9	-	0.5-3	1.0-5	2.0-15	2.5-14	-
Ahmad Walker	6-4	8.0	1.0-3	0.5-2	2.5-8	0.5-1	0.5-1	-	1.0-2	2.0-6
Mike Smith, Jr.	5-3	6.5	-	-	2.5-4	-	0.5-2	0.5-0	3.0-5	-
Kendy Charles	2-7	5.5	1.0-1	0.5-4	1.5-3	0.5-6	-	0.5-1	1.5-7	-
TreShaun Clark	3-3	4.5	-	1.5-9	0.5-1	1.5-12	1.0-3	DNP	DNP	DNP
Tyren Dupree	4-0	4.0	-	-	-	-	1.0-4	1.0-6	1.0-5	1.0-7
Quinton Reese	3-2	4.0	1.0-2	-	1.0-2	-	0.5-1	1.5-4	-	-
Stephen Sings V	3-1	3.5	1.0-6	-	0.5-1	-	-	2.0-22	-	-
Javon Scruggs	2-2	3.0	-	0.5-2	DNP	-	0.5-2	1.0-12	-	1.0-6
Juawan Treadwell	2-0	2.0	-	1.0-5	-	-	-	-	-	1.0-2
CJ Bazile, Jr.	1-1	1.5	DNP	DNP	DNP	DNP	DNP	0.5-3	-	1.0-1
Jay Hardy	1-0	1.0	-	-	-	-	-	-	1.0-1	-
Bryce Dixon	1-0	1.0	DNP	-	DNP	DNP	-	-	1.0-1	-
Dre Butler	1-0	1.0	-	-	-	-	1.0-2	-	-	-
Chris Megginson	1-0	1.0	-	1.0-2	-	-	-	-	-	-
Aakil Washington	0-2	1.0	-	0.5-2	-	-	-	-	0.5-1	-
Khristian Zachary	0-1	0.5	-	-	-	-	-	0.5-3	-	-
Daijahn Anthony	0-1	0.5	-	DNP	-	0.5-1	-	-	-	-
Robert Rahimi	0-1	0.5	-	-	-	-	0.5-2	-	-	-
Brylan Green	0-1	0.5	-	-	-	-	-	0.5-2	-	-



2022-23 Liberty Football
Team Game-by-Game
All games

Page 1/1
as of Oct 22, 2022

Date	Opponent	Rushing				Receiving				Passing				Kick Returns				Punt Returns				tot off
		no.	yds	td	lg	no.	yds	td	lg	cmp-att-int	yds	td	lg	no.	yds	td	lg	no.	yds	td	lg	
09/03/2022	at Southern Miss.	48	244	1	28	18	203	2	51	18-35-3	203	2	51	3	72	0	32	1	5	0	5	447
09/10/2022	UAB	40	188	3	35	13	202	0	46	13-25-0	202	0	46	1	32	0	32	2	34	0	28	390
09/17/2022	at Wake Forest	40	181	2	43	19	258	2	38	19-37-3	258	2	38	7	114	0	35	0	0	0	0	439
09/24/2022	Akron	37	157	1	31	13	152	2	30	13-28-1	152	2	30	3	66	0	24	2	9	0	9	309
10/01/2022	at Old Dominion	39	210	2	40	17	268	3	41	17-28-2	268	3	41	2	33	0	17	2	-10	0	0	478
10/08/2022	at Massachusetts	49	194	4	23	12	259	2	51	12-23-0	259	2	51	4	82	0	30	2	9	0	14	453
10/15/2022	Gardner-Webb	29	93	2	46	17	222	1	60	17-32-2	222	1	60	2	15	0	15	4	11	0	12	315
10/22/2022	BYU	48	300	3	80	24	247	2	40	24-29-1	247	2	40	1	19	0	19	0	0	0	0	547
Liberty		330	1567	18	80	133	1811	14	60	133-237-12	1811	14	60	23	433	0	35	13	58	0	28	3378
Opponents		278	986	9	56	142	1656	9	56	142-262-11	1656	9	56	12	216	0	33	7	114	0	38	2642

Liberty Averages

Games	Avg/ rush	Avg/ catch	Pass effic	KR avg	PR avg	All purpose avg/game	Total offense avg/game
8	4.7	13.6	129.7	18.8	4.5	490.6	422.3

Date	Opponent	Tackles			Sacks no-yds	Fumble		Pass Defense			blkd kick	PAT attempts			off		
		ua	a total	tfl-yds		ff	fr-yds	int-yds	qbh	brup		kick	rush	rcv	saf	t/o	pts
09/03/2022	at Southern Miss.	34	40	74	7.0-15	1-6	1-2-3	3-22	0	2	0	3-3	0	1	0	10	29
09/10/2022	UAB	44	20	64	10.0-48	4-31	4-4-0	0-0	2	1	0	3-3	0	0	0	0	21
09/17/2022	at Wake Forest	38	18	56	9.0-20	3-10	0-0-0	2-9	0	5	1	2-2	0	1	1	3	36
09/24/2022	Akron	29	54	83	7.0-42	5-38	1-0-0	1-0	7	3	0	3-3	0	0	0	0	21
10/01/2022	at Old Dominion	34	44	78	7.0-22	4-14	1-1-0	1-24	0	5	0	5-5	0	0	0	7	38
10/08/2022	at Massachusetts	30	38	68	11.0-73	6-59	0-0-0	1-0	0	3	0	6-6	0	0	0	7	42
10/15/2022	Gardner-Webb	42	16	58	13.0-43	5-31	0-0-0	3-1	1	6	0	3-3	0	0	0	0	21
10/22/2022	BYU	26	14	40	6.0-22	2-9	1-0-0	0-0	3	8	0	5-5	0	0	0	0	41
Liberty		277	244	521	70.0-285	30-198	8-7-3	11-56	13	33	1	30-30	0	2	1	27	249
Opponents		311	246	557	60.0-206	23-119	8-6-40	12-86	19	19	1	19-19	0	0	0	62	172

Date	Opponent	Punting										Field Goals			Kickoffs			
		no.	yds	avg	long	blkd	tb	fc	50+	i20	md-att	long	blkd	no.	yds	avg	tb	ob
09/03/2022	at Southern Miss.	5	217	43.4	59	0	1	3	1	2	2-3	32	0	5	298	59.6	1	1
09/10/2022	UAB	7	261	37.3	44	0	0	2	0	3	0-1	0	0	4	247	61.8	1	0
09/17/2022	at Wake Forest	2	84	42.0	48	0	0	1	0	1	2-4	47	0	5	325	65.0	5	0
09/24/2022	Akron	6	283	47.2	64	0	0	1	1	2	0-1	0	1	4	259	64.8	3	0
10/01/2022	at Old Dominion	4	172	43.0	47	0	0	1	0	1	1-2	49	0	7	426	60.9	6	0
10/08/2022	at Massachusetts	5	201	40.2	48	0	0	3	0	2	0-0	0	0	7	443	63.3	5	0
10/15/2022	Gardner-Webb	8	329	41.1	58	0	1	5	1	3	0-0	0	0	4	260	65.0	4	0
10/22/2022	BYU	1	49	49.0	49	0	0	0	0	0	2-2	37	0	8	486	60.8	5	0
Liberty		38	1596	42.0	64	0	2	16	3	14	7-13	49	1	44	2744	62.4	30	1
Opponents		49	1942	39.6	55	1	4	10	5	11	11-13	53	0	37	2145	58.0	11	1



**2022-23 Liberty Football
Opponents Game-by-Game
All games**

Page 1/1
as of Oct 22, 2022

Date	Opponent	Rushing				Receiving				Passing				Kick Returns				Punt Returns				tot off
		no.	yds	td	lg	no.	yds	td	lg	cmp-att-int	yds	td	lg	no.	yds	td	lg	no.	yds	td	lg	
09/03/2022	at Southern Miss.	54	252	2	46	5	137	0	48	5-13-3	137	0	48	2	38	0	21	0	0	0	0	389
09/10/2022	UAB	43	241	2	56	10	114	0	56	10-15-0	114	0	56	3	67	0	33	1	4	0	4	355
09/17/2022	at Wake Forest	26	21	1	13	26	325	3	42	26-44-2	325	3	42	0	0	0	0	1	38	0	38	346
09/24/2022	Akron	28	52	0	11	29	269	1	41	29-52-1	269	1	41	1	30	0	30	3	52	0	38	321
10/01/2022	at Old Dominion	34	118	1	30	27	297	2	30	27-46-1	297	2	30	1	8	0	8	1	11	0	11	415
10/08/2022	at Massachusetts	43	145	2	53	6	88	0	45	6-14-1	88	0	45	2	29	0	22	1	9	0	9	233
10/15/2022	Gardner-Webb	34	86	1	34	23	239	1	46	23-44-3	239	1	46	0	0	0	0	0	0	0	0	325
10/22/2022	BYU	16	71	0	22	16	187	2	46	16-34-0	187	2	46	3	44	0	26	0	0	0	0	258
Opponents		278	986	9	56	142	1656	9	56	142-262-11	1656	9	56	12	216	0	33	7	114	0	38	2642
Liberty		330	1567	18	80	133	1811	14	60	133-237-12	1811	14	60	23	433	0	35	13	58	0	28	3378

Opponents Averages

Games	Avg/ rush	Avg/ catch	Pass effic	KR avg	PR avg	All purpose avg/game	Total offense avg/game
8	3.5	11.7	110.2	18.0	16.3	382.3	330.3

Date	Opponent	Tackles				Sacks no-yds	Fumble		Pass Defense			blkd kick	PAT attempts			off		
		ua	a total	tfl-yds			ff	fr-yds	int-yds	qbh	brup		kick	rush	rcv	saf	t/o	pts
09/03/2022	at Southern Miss.	53	14	67	11.0-30	2-14	1	0-0	3-22	3	5	0	3-3	0	0	0	14	27
09/10/2022	UAB	38	26	64	8.0-19	2-8	1	1-0	0-0	2	3	0	2-2	0	0	0	7	14
09/17/2022	at Wake Forest	47	34	81	9.0-43	5-30	2	1-18	3-0	3	5	0	4-4	0	0	0	7	37
09/24/2022	Akron	29	36	65	5.0-16	2-7	1	1-0	1-20	3	2	1	0-0	0	0	0	6	12
10/01/2022	at Old Dominion	38	28	66	5.0-29	4-28	0	0-0	2-24	3	3	0	3-3	0	0	0	7	24
10/08/2022	at Massachusetts	31	38	69	11.0-32	3-15	1	1-22	0-0	1	0	0	3-3	0	0	0	7	24
10/15/2022	Gardner-Webb	29	34	63	6.0-20	5-17	1	1-0	2--1	3	1	0	2-2	0	0	0	7	20
10/22/2022	BYU	46	36	82	5.0-17	0-0	1	1-0	1-21	1	0	0	2-2	0	0	0	7	14
Opponents		311	246	557	60.0-206	23-119	8	6-40	12-86	19	19	1	19-19	0	0	0	62	172
Liberty		277	244	521	70.0-285	30-198	8	7-3	11-56	13	33	1	30-30	0	2	1	27	249

Date	Opponent	Punting										Field Goals			Kickoffs				
		no.	yds	avg	long	blkd	tb	fc	50+	i20		md-att	long	blkd	no.	yds	avg	tb	ob
09/03/2022	at Southern Miss.	4	165	41.3	51	0	0	2	1	2		2-3	53	0	5	325	65.0	2	0
09/10/2022	UAB	6	275	45.8	53	0	2	1	1	1		0-0	0	0	3	189	63.0	1	0
09/17/2022	at Wake Forest	4	107	26.8	46	1	0	1	0	0		3-3	46	0	9	490	54.4	2	0
09/24/2022	Akron	6	222	37.0	45	0	0	2	0	1		2-3	34	0	3	184	61.3	0	0
10/01/2022	at Old Dominion	6	256	42.7	49	0	0	1	0	3		1-1	34	0	5	325	65.0	3	0
10/08/2022	at Massachusetts	10	397	39.7	52	0	1	1	1	1		1-1	28	0	5	301	60.2	1	0
10/15/2022	Gardner-Webb	8	297	37.1	49	0	0	0	0	1		2-2	41	0	4	144	36.0	0	1
10/22/2022	BYU	5	223	44.6	55	0	1	2	2	2		0-0	0	0	3	187	62.3	2	0
Opponents		49	1942	39.6	55	1	4	10	5	11		11-13	53	0	37	2145	58.0	11	1
Liberty		38	1596	42.0	64	0	2	16	3	14		7-13	49	1	44	2744	62.4	30	1



**2022-23 Liberty Football
Team Game-by-Game Comparison
All games**

Page 1/1
as of Oct 22, 2022

Opponent	Score	First Downs				Rushing Number-Yards	Passing		Total Offense Plays-Yards	Return Yards	Turn- Overs
		Total	Rush	Pass	Pen		Comp-Att.-Int	Yards			
Southern Miss.	29-27	23 / 19	12 / 11	8 / 4	3 / 4	48-244 / 54-252	18-35-3 / 5-13-3	203 / 137	83-447 / 67-389	102 / 60	3 / 5
UAB	21-14	18 / 15	10 / 9	8 / 4	0 / 2	40-188 / 43-241	13-25-0 / 10-15-0	202 / 114	65-390 / 58-355	66 / 71	1 / 4
Wake Forest	36-37	22 / 16	8 / 2	12 / 11	2 / 3	40-181 / 26-21	19-37-3 / 26-44-2	258 / 325	77-439 / 70-346	123 / 56	4 / 2
Akron	21-12	18 / 19	7 / 4	10 / 14	1 / 1	37-157 / 28-52	13-28-1 / 29-52-1	152 / 269	65-309 / 80-321	75 / 102	2 / 1
Old Dominion	38-24	23 / 20	8 / 4	11 / 15	4 / 1	39-210 / 34-118	17-28-2 / 27-46-1	268 / 297	67-478 / 80-415	47 / 43	2 / 2
Massachusetts	42-24	21 / 12	10 / 6	9 / 4	2 / 2	49-194 / 43-145	12-23-0 / 6-14-1	259 / 88	72-453 / 57-233	91 / 60	1 / 1
Gardner-Webb	21-20	14 / 22	3 / 5	10 / 13	1 / 4	29-93 / 34-86	17-32-2 / 23-44-3	222 / 239	61-315 / 78-325	27 / -1	3 / 3
BYU	41-14	28 / 12	15 / 4	12 / 7	1 / 1	48-300 / 16-71	24-29-1 / 16-34-0	247 / 187	77-547 / 50-258	19 / 65	2 / 0
Totals	249-172	167 / 135	73 / 45	80 / 72	14 / 18	330-1567 / 278-986	133-237-12 / 142-262-11	1811 / 1656	567-3378 / 540-2642	550 / 456	18 / 18

Opponents	3rd Down Conversion	4th Down Conversion	Time of Possession	TOP Margin	Avg Yds/Rush	Avg Yds/Pass	Avg Yds/Play	Punting Number-Avg	Penalties Number-Yards	Sacks
Southern Miss.	8-20 / 3-12	1-3 / 0-1	29:06 / 30:54	-01:48	5.1 / 4.7	5.8 / 10.5	5.4 / 5.8	5-43.4 / 4-41.3	12-107.0 / 10-77.0	1 / 2
UAB	3-12 / 4-12	0-0 / 1-2	28:31 / 31:29	-02:58	4.7 / 5.6	8.1 / 7.6	6.0 / 6.1	7-37.3 / 6-45.8	8-84.0 / 5-40.0	4 / 2
Wake Forest	4-17 / 6-16	4-5 / 1-2	35:28 / 24:32	10:56	4.5 / 0.8	7.0 / 7.4	5.7 / 4.9	2-42.0 / 4-26.8	5-41.0 / 8-70.0	3 / 5
Akron	7-16 / 6-18	1-1 / 1-3	28:52 / 31:08	-02:16	4.2 / 1.9	5.4 / 5.2	4.8 / 4.0	6-47.2 / 6-37.0	8-59.0 / 8-79.0	5 / 2
Old Dominion	4-10 / 7-19	0-0 / 2-3	28:57 / 31:03	-02:06	5.4 / 3.5	9.6 / 6.5	7.1 / 5.2	4-43.0 / 6-42.7	3-30.0 / 14-120.0	4 / 4
Massachusetts	5-13 / 1-14	0-2 / 1-1	30:10 / 40:49	-10:39	4.0 / 3.4	11.3 / 6.3	6.3 / 4.1	5-40.2 / 10-39.7	3-40.0 / 9-58.0	6 / 3
Gardner-Webb	1-12 / 5-14	1-2 / 0-0	25:33 / 34:27	-08:54	3.2 / 2.5	6.9 / 5.4	5.2 / 4.2	8-41.1 / 8-37.1	6-44.0 / 6-42.0	5 / 5
BYU	7-12 / 3-11	2-2 / 0-3	39:08 / 20:52	18:16	6.3 / 4.4	8.5 / 5.5	7.1 / 5.2	1-49.0 / 5-44.6	6-41.0 / 4-23.0	2 / 0
Totals	39-112 / 35-116	9-15 / 6-15	245:45 / 245:14	00:31	4.7 / 3.5	7.6 / 6.3	6.0 / 4.9	38-42.0 / 49-39.6	51-446.0 / 64-509.0	30 / 23

Note: Game totals are displayed in the format TEAM/OPPONENT for each category



2022-23 Liberty Football
Individual Game Highs
All games

Page 1/1
as of Oct 22, 2022

Liberty - Individual Game Highs

RUSHES	23	Dae Dae Hunter vs BYU (10/22/2022)
YARDS RUSHING	213	Dae Dae Hunter vs BYU (10/22/2022)
TD RUSHES	3	Shedro Louis at Massachusetts (10/08/2022)
LONG RUSH	80	Dae Dae Hunter vs BYU (10/22/2022)
PASS ATTEMPTS	34	Kaidon Salter at Wake Forest (09/17/2022)
PASS COMPLETIONS	24	Johnathan Bennett vs BYU (10/22/2022)
YARDS PASSING	258	Kaidon Salter at Wake Forest (09/17/2022)
TD PASSES	2	Johnathan Bennett vs BYU (10/22/2022)
	2	Johnathan Bennett at Massachusetts (10/08/2022)
	2	Kaidon Salter at Old Dominion (10/01/2022)
	2	Johnathan Bennett vs Akron (09/24/2022)
	2	Kaidon Salter at Wake Forest (09/17/2022)
	2	Kaidon Salter at Southern Miss. (09/03/2022)
LONG PASS	60	Johnathan Bennett vs Gardner-Webb (10/15/2022)
RECEPTIONS	8	Demario Douglas vs BYU (10/22/2022)
	8	Demario Douglas vs Gardner-Webb (10/15/2022)
YARDS RECEIVING	134	Demario Douglas at Massachusetts (10/08/2022)
TD RECEPTIONS	2	Demario Douglas at Wake Forest (09/17/2022)
	2	Demario Douglas at Southern Miss. (09/03/2022)
LONG RECEPTION	60	Noah Frith vs Gardner-Webb (10/15/2022)
PUNTS	8	Aidan Alves vs Gardner-Webb (10/15/2022)
PUNTING AVG	49.0	Aidan Alves vs BYU (10/22/2022)
LONG PUNT	64	Aidan Alves vs Akron (09/24/2022)
PUNTS INSIDE 20	3	Aidan Alves vs Gardner-Webb (10/15/2022)
	3	Aidan Alves vs UAB (09/10/2022)
LONG PUNT RETURN	28	Demario Douglas vs UAB (09/10/2022)
LONG KICKOFF RETURN	35	Demario Douglas at Wake Forest (09/17/2022)
TACKLES	10	Mike Smith, Jr. at Wake Forest (09/17/2022)
SACKS	2.5	Durrell Johnson vs Akron (09/24/2022)
TACKLES FOR LOSS	3.5	Durrell Johnson vs Akron (09/24/2022)



2022-23 Liberty Football
Team Game Highs
All games

Page 1/1
as of Oct 22, 2022

Liberty - Game Highs

RUSHES	49	at Massachusetts (10/08/2022)
YARDS RUSHING	300	BYU (10/22/2022)
YARDS PER RUSH	6.3	BYU (10/22/2022)
TD RUSHES	4	at Massachusetts (10/08/2022)
PASS ATTEMPTS	37	at Wake Forest (09/17/2022)
PASS COMPLETIONS	24	BYU (10/22/2022)
YARDS PASSING	268	at Old Dominion (10/01/2022)
YARDS PER PASS	11.3	at Massachusetts (10/08/2022)
TD PASSES	3	at Old Dominion (10/01/2022)
TOTAL PLAYS	83	at Southern Miss. (09/03/2022)
TOTAL OFFENSE	547	BYU (10/22/2022)
YARDS PER PLAY	7.1	at Old Dominion (10/01/2022)
POINTS	42	at Massachusetts (10/08/2022)
SACKS BY	6	at Massachusetts (10/08/2022)
FIRST DOWNS	28	BYU (10/22/2022)
PENALTIES	12	at Southern Miss. (09/03/2022)
PENALTY YARDS	107	at Southern Miss. (09/03/2022)
TURNOVERS	4	at Wake Forest (09/17/2022)
PUNTS	8	Gardner-Webb (10/15/2022)
PUNTING AVG	49.0	BYU (10/22/2022)
LONG PUNT	64	Akron (09/24/2022)
PUNTS INSIDE 20	3	UAB (09/10/2022)
	3	Gardner-Webb (10/15/2022)
LONG PUNT RETURN	28	UAB (09/10/2022)



2022-23 Liberty Football
Opponent Individual Match Highs
All games

Page 1/1
as of Oct 22, 2022

Opponent - Individual Game Highs

RUSHES	32	Frank Gore at Southern Miss. (09/03/2022)
YARDS RUSHING	178	Frank Gore at Southern Miss. (09/03/2022)
TD RUSHES	2 2	Gregory Desrosiers at Massachusetts (10/08/2022) Frank Gore at Southern Miss. (09/03/2022)
LONG RUSH	56	DeWayne McBride vs UAB (09/10/2022)
PASS ATTEMPTS	52	DJ Irons vs Akron (09/24/2022)
PASS COMPLETIONS	29	DJ Irons vs Akron (09/24/2022)
YARDS PASSING	325	Sam Hartman at Wake Forest (09/17/2022)
TD PASSES	3	Sam Hartman at Wake Forest (09/17/2022)
LONG PASS	56	Dylan Hopkins vs UAB (09/10/2022)
RECEPTIONS	11	Daniel George vs Akron (09/24/2022)
YARDS RECEIVING	131	T.J. Luther vs Gardner-Webb (10/15/2022)
TD RECEPTIONS	2	Jahmal Banks at Wake Forest (09/17/2022)
LONG RECEPTION	56	Trea Shropshire vs UAB (09/10/2022)
FIELD GOALS	3	Matthew Dennis at Wake Forest (09/17/2022)
LONG FIELD GOALS	53	Briggs Bourgeois at Southern Miss. (09/03/2022)
PUNTS	10	CJ Kolodziey at Massachusetts (10/08/2022)
PUNTING AVG	45.8	Kyle Greenwell vs UAB (09/10/2022)
LONG PUNT	55	Ryan Rehkow vs BYU (10/22/2022)
PUNTS INSIDE 20	3	Ethan Duane at Old Dominion (10/01/2022)
LONG PUNT RETURN	38 38	Tony Grimes, Jr. vs Akron (09/24/2022) Taylor Morin at Wake Forest (09/17/2022)
LONG KICKOFF RETURN	33	Jermaine Brown Jr. vs UAB (09/10/2022)
TACKLES	16	Bubba Arslanian vs Akron (09/24/2022)
SACKS	2 2 2	Ty French vs Gardner-Webb (10/15/2022) Alonzo Ford Jr. at Old Dominion (10/01/2022) Malik Mustapha at Wake Forest (09/17/2022)
TACKLES FOR LOSS	3	Marcus Cushnie at Massachusetts (10/08/2022)
INTERCEPTIONS	1 1 1 1 1 1 1 1 1 1 1 1 1 1 1	Talan Alfrey vs BYU (10/22/2022) Jeremy Mitchell vs Gardner-Webb (10/15/2022) Jamari Brown vs Gardner-Webb (10/15/2022) Robert Kennedy at Old Dominion (10/01/2022) Tre Hawkins at Old Dominion (10/01/2022) Darrian Lewis vs Akron (09/24/2022) Isaiah Wingfield at Wake Forest (09/17/2022) Chase Jones at Wake Forest (09/17/2022) Chelen Garnes at Wake Forest (09/17/2022) Camron Harrell at Southern Miss. (09/03/2022) Malik Shorts at Southern Miss. (09/03/2022) Eric Scott at Southern Miss. (09/03/2022)



2022-23 Liberty Football
Opponent Match Highs
All games

Page 1/1
as of Oct 22, 2022

Opponent - Game Highs

RUSHES	54	at Southern Miss. (09/03/2022)
YARDS RUSHING	252	at Southern Miss. (09/03/2022)
YARDS PER RUSH	5.6	UAB (09/10/2022)
TD RUSHES	2	UAB (09/10/2022)
	2	at Massachusetts (10/08/2022)
	2	at Southern Miss. (09/03/2022)
PASS ATTEMPTS	52	Akron (09/24/2022)
PASS COMPLETIONS	29	Akron (09/24/2022)
YARDS PASSING	325	at Wake Forest (09/17/2022)
YARDS PER PASS	10.5	at Southern Miss. (09/03/2022)
TD PASSES	3	at Wake Forest (09/17/2022)
TOTAL PLAYS	80	at Old Dominion (10/01/2022)
	80	Akron (09/24/2022)
TOTAL OFFENSE	415	at Old Dominion (10/01/2022)
YARDS PER PLAY	6.1	UAB (09/10/2022)
POINTS	37	at Wake Forest (09/17/2022)
SACKS BY	5	Gardner-Webb (10/15/2022)
	5	at Wake Forest (09/17/2022)
FIRST DOWNS	22	Gardner-Webb (10/15/2022)
PENALTIES	14	at Old Dominion (10/01/2022)
PENALTY YARDS	120	at Old Dominion (10/01/2022)
TURNOVERS	5	at Southern Miss. (09/03/2022)
PUNTS	10	at Massachusetts (10/08/2022)
PUNTING AVG	45.8	UAB (09/10/2022)
LONG PUNT	55	BYU (10/22/2022)
PUNTS INSIDE 20	3	at Old Dominion (10/01/2022)
LONG PUNT RETURN	38	Akron (09/24/2022)
	38	at Wake Forest (09/17/2022)



2022-23 Liberty Football
By Quarter Statistics
All games

Page 1/1
as of Oct 22, 2022

3rd-Down Conversions

Date	Opponent		Score	Overall	1st Qtr	2nd Qtr	3rd Qtr	4th Qtr	Overtime
09/03/2022	at Southern Miss.	Wot4	29-27	8-20 40.0	0-2 0.0	2-6 33.3	2-5 40.0	4-5 80.0	0-1 0.0
09/10/2022	UAB	W	21-14	3-12 25.0	1-5 20.0	1-3 33.3	0-2 0.0	1-2 50.0	0-0 0.0
09/17/2022	at Wake Forest	L	36-37	4-17 23.5	1-6 16.7	0-3 0.0	1-3 33.3	2-5 40.0	0-0 0.0
09/24/2022	Akron	W	21-12	7-16 43.8	2-3 66.7	3-5 60.0	0-3 0.0	2-5 40.0	0-0 0.0
10/01/2022	at Old Dominion	W	38-24	4-10 40.0	0-1 0.0	3-5 60.0	1-3 33.3	0-1 0.0	0-0 0.0
10/08/2022	at Massachusetts	W	42-24	5-13 38.5	0-3 0.0	1-2 50.0	1-3 33.3	3-5 60.0	0-0 0.0
10/15/2022	Gardner-Webb	W	21-20	1-12 8.3	1-3 33.3	0-2 0.0	0-4 0.0	0-3 0.0	0-0 0.0
10/22/2022	BYU	W	41-14	7-12 58.3	1-2 50.0	4-4 100.0	0-2 0.0	2-4 50.0	0-0 0.0
Liberty				39-112 34.8	6-25 24.0	14-30 46.7	5-25 20.0	14-30 46.7	0-1 0.0
Opponents				35-116 30.2	9-28 32.1	9-30 30.0	11-28 39.3	6-28 21.4	0-1 0.0

4th-Down Conversions

Date	Opponent		Score	Overall	1st Qtr	2nd Qtr	3rd Qtr	4th Qtr	Overtime
09/03/2022	at Southern Miss.	Wot4	29-27	1-3 33.3	0-1 0.0	1-1 100.0	0-1 0.0	0-0 0.0	0-0 0.0
09/10/2022	UAB	W	21-14	0-0 0.0	0-0 0.0	0-0 0.0	0-0 0.0	0-0 0.0	0-0 0.0
09/17/2022	at Wake Forest	L	36-37	4-5 80.0	1-2 50.0	1-1 100.0	0-0 0.0	2-2 100.0	0-0 0.0
09/24/2022	Akron	W	21-12	1-1 100.0	1-1 100.0	0-0 0.0	0-0 0.0	0-0 0.0	0-0 0.0
10/01/2022	at Old Dominion	W	38-24	0-0 0.0	0-0 0.0	0-0 0.0	0-0 0.0	0-0 0.0	0-0 0.0
10/08/2022	at Massachusetts	W	42-24	0-2 0.0	0-1 0.0	0-1 0.0	0-0 0.0	0-0 0.0	0-0 0.0
10/15/2022	Gardner-Webb	W	21-20	1-2 50.0	0-0 0.0	0-0 0.0	0-1 0.0	1-1 100.0	0-0 0.0
10/22/2022	BYU	W	41-14	2-2 100.0	0-0 0.0	0-0 0.0	1-1 100.0	1-1 100.0	0-0 0.0
Liberty				9-15 60.0	2-5 40.0	2-3 66.7	1-3 33.3	4-4 100.0	0-0 0.0
Opponents				6-15 40.0	0-1 0.0	2-3 66.7	0-3 0.0	4-8 50.0	0-0 0.0

Time of Possession

Date	Opponent		Score	Overall	1st Qtr	2nd Qtr	3rd Qtr	4th Qtr	Overtime
09/03/2022	at Southern Miss.	Wot4	29-27	29:06	04:58	09:56	05:11	09:01	00:00
09/10/2022	UAB	W	21-14	28:31	07:18	07:34	06:22	07:17	00:00
09/17/2022	at Wake Forest	L	36-37	35:28	08:41	09:48	08:46	08:13	00:00
09/24/2022	Akron	W	21-12	28:52	04:43	10:58	03:41	09:30	00:00
10/01/2022	at Old Dominion	W	38-24	28:57	03:28	08:05	09:16	08:08	00:00
10/08/2022	at Massachusetts	W	42-24	30:10	05:43	06:05	07:29	10:53	00:00
10/15/2022	Gardner-Webb	W	21-20	25:33	05:46	03:01	05:19	11:27	00:00
10/22/2022	BYU	W	41-14	39:08	06:55	11:49	10:02	10:22	00:00
Liberty				Total 245:45	47:32	67:16	56:06	74:51	00:00
				Avg. 30:43	05:57	08:25	07:01	09:21	00:00
Opponents				Total 245:14	65:31	70:40	51:27	57:36	00:00
				Avg. 30:39	08:11	08:50	06:26	07:12	00:00



2022-23 Liberty Football
Red-Zone Results
All games

Page 1/1
as of Oct 22, 2022

Liberty Inside Opponent Red-Zone

Date	Opponent	Score	Times In RZ	Times Scored	Total Pts	Rush TDs	Pass TDs	FGs Made	Failed to score inside RZ						
09/03/2022	at Southern Miss.	W 29-27	5	4	20	2	1	2	3	0	0	0	0	0	0
09/10/2022	UAB	W 21-14	4	3	21	3	3	0	1	0	0	0	0	0	0
09/17/2022	at Wake Forest	L 36-37	2	2	9	1	0	1	1	0	0	0	0	0	0
09/24/2022	Akron	W 21-12	3	2	14	2	1	0	1	0	0	0	0	0	0
10/01/2022	at Old Dominion	W 38-24	2	0	0	0	0	0	1	0	1	0	0	0	0
10/08/2022	at Massachusetts	W 42-24	6	5	35	5	4	1	0	1	0	0	0	0	0
10/15/2022	Gardner-Webb	W 21-20	5	3	21	3	2	1	0	0	0	1	0	1	1
10/22/2022	BYU	W 41-14	5	5	27	3	2	1	2	0	0	0	0	0	0
Totals 24 of 32 (75.0%)			32	24	147	19	13	6	5	9	1	1	1	0	1

Opponents Inside Liberty Red-Zone

Date	Opponent	Score	Times In RZ	Times Scored	Total Pts	Rush TDs	Pass TDs	FGs Made	Failed to score inside RZ						
09/03/2022	Southern Miss.	W 29-27	4	1	7	1	1	0	1	0	0	2	0	0	0
09/10/2022	UAB	W 21-14	3	1	7	1	1	0	0	1	0	1	0	0	0
09/17/2022	Wake Forest	L 36-37	7	7	37	4	1	3	3	0	0	0	0	0	0
09/24/2022	Akron	W 21-12	4	3	12	1	0	1	2	0	1	0	0	0	0
10/01/2022	Old Dominion	W 38-24	5	4	24	3	1	2	1	0	0	1	0	0	0
10/08/2022	Massachusetts	W 42-24	2	2	10	1	1	0	1	0	0	0	0	0	0
10/15/2022	Gardner-Webb	W 21-20	4	4	20	2	1	1	2	0	0	0	0	0	0
10/22/2022	BYU	W 41-14	1	1	7	1	0	1	0	0	0	0	0	0	0
Totals 23 of 30 (76.7%)			30	23	124	14	6	8	9	10	1	1	4	0	0



2022-23 Liberty Football Combined Team Statistics All games

Page 2/3
as of Oct 22, 2022

Field Goals

Player	fg	pct.	01-19	20-29	30-39	40-49	50-99	lg	blk
Nick Brown	7-13	53.8	0-1	3-3	2-5	2-2	0-2	49	1
Opponents	11-13	84.6	0-0	4-4	4-5	2-2	1-2	53	0

Scoring

Player	td	fg	PAT						pts
			kick	rush	rcv	pass	dxp	saf	
Dae Dae Hunter	9	-	-	-	-	-	-	-	54
Nick Brown	-	7-13	30-30	-	-	-	-	-	51
Shedro Louis	7	-	-	-	-	-	-	-	42
Demario Douglas	5	-	-	-	1	-	-	-	32
Kaidon Salter	2	-	-	-	-	2	-	-	12
Jerome Jackson	1	-	-	-	1	-	-	-	8
Michael Bollinger	1	-	-	-	-	-	-	-	6
Khaleb Coleman	1	-	-	-	-	-	-	-	6
Johnathan Bennett	1	-	-	-	-	-	-	-	6
CJ Yarbrough	1	-	-	-	-	-	-	-	6
Treon Sibley	1	-	-	-	-	-	-	-	6
CJ Daniels	1	-	-	-	-	-	-	-	6
Jaivian Lofton	1	-	-	-	-	-	-	-	6
Austin Henderson	1	-	-	-	-	-	-	-	6
Total	32	7-13	30-30	0	2	2	0	1	249
Opponents	20	11-13	19-19	0	0	0	0	0	172

Score by Periods

Team	1st	2nd	3rd	4th	OT	TOT
Liberty	31	84	60	69	5	249
Opponents	45	39	24	61	3	172

Punting

Player	no.	yds	avg	lg	tb	fc	i20	50+	blk
Aidan Alves	38	1596	42.0	64	2	16	14	3	0
Total	38	1596	42.0	64	2	16	14	3	0
Opponents	49	1942	39.6	55	4	10	11	5	1

Punt Returns

Player	no.	yds	avg	td	lg
Demario Douglas	13	58	4.5	0	28
Total	13	58	4.5	0	28
Opponents	7	114	16.3	0	38

Kick Returns

Player	no.	yds	avg	td	lg
Shedro Louis	11	230	20.9	0	32
Demario Douglas	7	148	21.1	0	35
Malik Caper	2	16	8.0	0	9
Treon Sibley	2	20	10.0	0	20
Dae Dae Hunter	1	19	19.0	0	19
Total	23	433	18.8	0	35
Opponents	12	216	18.0	0	33

All Purpose

Player	g	rush	rcv	pr	kr	ir	total	avg/g
Dae Dae Hunter	8	825	149	0	19	0	993	124.1
Demario Douglas	8	3	615	58	148	0	824	103.0
Shedro Louis	8	333	60	0	230	0	623	77.9
Noah Frith	8	0	307	0	0	0	307	38.4
Kaidon Salter	4	211	0	0	0	0	211	52.8
CJ Yarbrough	7	0	197	0	0	0	197	28.1
Treon Sibley	8	0	105	0	20	0	125	15.6
Johnathan Bennett	7	111	0	0	0	0	111	15.9
Jaivian Lofton	7	0	96	0	0	0	96	13.7
Caleb Snead	3	0	88	0	0	0	88	29.3
TJ Green	2	43	5	0	0	0	48	24.0
Jerome Jackson	8	0	43	0	0	0	43	5.4
CJ Daniels	3	0	38	0	0	0	38	12.7
Khaleb Coleman	8	0	37	0	0	0	37	4.6
Malik Caper	6	15	0	0	16	0	31	5.2
Robert Rahimi	8	0	0	0	0	25	25	3.1
Cole Peterlin	5	0	25	0	0	0	25	5.0
Michael Bollinger	8	2	22	0	0	0	24	3.0
Mike Smith, Jr.	8	0	0	0	0	22	22	2.8
Nate Hampton	5	19	0	0	0	0	19	3.8
Austin Henderson	8	0	18	0	0	0	18	2.3
Charlie Brewer	2	13	0	0	0	0	13	6.5
Quinton Reese	8	0	0	0	0	9	9	1.1
Bentley Hanshaw	8	0	6	0	0	0	6	0.8
Total	8	1567	1811	58	433	56	3925	490.6
Opponents	8	986	1656	114	216	86	3058	382.3

Total Offense

Player	g	plays	rush	pass	total	avg/g
Johnathan Bennett	7	181	111	939	1050	150.0
Kaidon Salter	4	132	211	778	989	247.3
Dae Dae Hunter	8	121	825	0	825	103.1
Shedro Louis	8	79	333	0	333	41.6
Nate Hampton	5	21	19	76	95	19.0
TJ Green	2	8	43	0	43	21.5
Charlie Brewer	2	9	13	18	31	15.5
Malik Caper	6	9	15	0	15	2.5
Demario Douglas	8	1	3	0	3	0.4
Michael Bollinger	8	1	2	0	2	0.3
Total	8	567	1567	1811	3378	422.3
Opponents	8	540	986	1656	2642	330.3

Team Defense

			Tackles				Sacks	Pass defense			Fumbles	blkd		
##	Player	gp	ua	a	tot	tfl/yds	no-yds	int-yds	brup	qbh	fr-yds	ff	kick	saf
7	Mike Smith, Jr.	8	27	25	52	6.5-11	.	1-22	4	2	.	1	.	.



2022-23 Liberty Football Combined Team Statistics All games

Page 1/3
as of Oct 22, 2022

Team Results

Date	Opponent		Score	Att.
09/03/2022	at Southern Miss.	Wot4	29-27	24051
09/10/2022	UAB	W	21-14	18892
09/17/2022	at Wake Forest	L	36-37	32891
09/24/2022	Akron	W	21-12	20004
10/01/2022	at Old Dominion	W	38-24	18368
10/08/2022	at Massachusetts	W	42-24	11217
10/15/2022	Gardner-Webb	W	21-20	20924
10/22/2022	BYU	W	41-14	24012

Rushing

Player	gp	att	gain	loss	net	avg	td	lg	avg/g
Dae Dae Hunter	8	121	860	35	825	6.8	8	80	103.1
Shedro Louis	8	79	350	17	333	4.2	7	40	41.6
Kaidon Salter	4	41	261	50	211	5.1	2	43	52.8
Johnathan Bennett	7	47	206	95	111	2.4	1	23	15.9
TJ Green	2	8	43	0	43	5.4	0	15	21.5
Nate Hampton	5	13	31	12	19	1.5	0	7	3.8
Malik Caper	6	9	22	7	15	1.7	0	5	2.5
Charlie Brewer	2	5	16	3	13	2.6	0	11	6.5
Demario Douglas	8	1	3	0	3	3.0	0	3	0.4
Michael Bollinger	8	1	2	0	2	2.0	0	2	0.3
Team	8	5	0	8	-8	-1.6	0	0	-1.0
Total	8	330	1794	227	1567	4.7	18	80	195.9
Opponents	8	278	1265	279	986	3.5	9	56	123.3

Passing

Player	gp	effc	comp-att-int	pct	yds	td	lg	avg/g
Johnathan Bennett	7	125.6	77-134-7	57.5	939	8	60	134.1
Kaidon Salter	4	137.5	50-91-5	54.9	778	6	51	194.5
Nate Hampton	5	117.3	3-8-0	37.5	76	0	39	15.2
Charlie Brewer	2	112.8	3-4-0	75.0	18	0	11	9.0
Total	8	129.7	133-237-12	56.1	1811	14	60	226.4
Opponents	8	110.2	142-262-11	54.2	1656	9	56	207.0

Receiving

Player	gp	no.	yds	avg	td	lg	avg/g
Demario Douglas	8	42	615	14.6	5	51	76.9
Dae Dae Hunter	8	18	149	8.3	1	41	18.6
Noah Frith	8	15	307	20.5	0	60	38.4
CJ Yarbrough	7	12	197	16.4	1	41	28.1
Jaivian Lofton	7	9	96	10.7	1	34	13.7
Caleb Snead	3	6	88	14.7	0	27	29.3
Jerome Jackson	8	5	43	8.6	1	17	5.4
Shedro Louis	8	5	60	12.0	0	21	7.5
Treon Sibley	8	5	105	21.0	1	30	13.1
Michael Bollinger	8	3	22	7.3	1	14	2.8
Khaleb Coleman	8	3	37	12.3	1	22	4.6
CJ Daniels	3	3	38	12.7	1	25	12.7
Austin Henderson	8	3	18	6.0	1	12	2.3
Cole Peterlin	5	2	25	12.5	0	14	5.0
TJ Green	2	1	5	5.0	0	5	2.5
Bentley Hanshaw	8	1	6	6.0	0	6	0.8
Total	8	133	1811	13.6	14	60	226.4
Opponents	8	142	1656	11.7	9	56	207.0

Game Records

Record	Overall	Home	Away	Neutral
ALL GAMES	7-1	4-0	3-1	0-0
CONFERENCE	0-0	0-0	0-0	0-0
NON-CONFERENCE	7-1	4-0	3-1	0-0

Team Statistics

	LIB	OPP
First Downs	167	135
Rushing	73	45
Passing	80	72
Penalty	14	18
Rushing Yardage	1567	986
Rushing attempts	330	278
Average per rush	4.7	3.5
Average per game	195.9	123.3
TDs Rushing	18	9
Passing Yardage	1811	1656
Comp-Att-Int	133-237-12	142-262-11
Average per pass	7.6	6.3
Average per catch	13.6	11.7
Average per game	226.4	207.0
TDs Passing	14	9
Total offense	3378	2642
Average per play	6.0	4.9
Average per game	422.3	330.3
Kick returns: #-Yards	23-433	12-216
Punt returns: #-Yards	13-58	7-114
Int returns: #-Yards	11-56	12-86
Fumbles-Lost	11-6	10-7
Penalties-Yards	51-446	64-509
Punts-Avg	38-42.0	49-39.6
Time of possession / game	30:43	30:39
3rd-down conversion	39/112	35/116
4rd-down conversion	9/15	6/15
PAT-attempts	(30-30) 100%	(19-19) 100%
2-point conversion-attempts	(2-4) 50%	(0-2) 0%

Interceptions

Player	no.	yds	avg	td	lg
Robert Rahimi	4	25	6.3	0	24
Kobe Singleton	2	0	0.0	0	0
Javon Scruggs	1	0	0.0	0	0
Durrell Johnson	1	0	0.0	0	0
Quinton Reese	1	9	9.0	0	9
Daijahn Anthony	1	0	0.0	0	0
Mike Smith, Jr.	1	22	22.0	0	22
Total	11	56	5.1	0	24
Opponents	12	86	7.2	1	24