



2022 TEXAS A&M FOOTBALL

GAME 4: vs. NO. 10 ARKANSAS -- SATURDAY, SEPT. 24, 2022

GAME TIME: 6 p.m. CT | SITE: AT&T Stadium - Arlington, Texas | TV: ESPN

TWITTER: @AGGIEFOOTBALL

///

INSTAGRAM: @AGGIEFOOTBALL

///

FACEBOOK: /AGGIEFOOTBALL

///

#GIGEM

2022 SCHEDULE

SEP
3

SAM HOUSTON

W, 31-0 | 11 a.m. | SEC Network
Kyle Field | Bryan-College Station, Texas

SEP
10

APP STATE

L, 14-17 | 2:30 p.m. | ESPN2
Kyle Field | Bryan-College Station, Texas

SEP
17

NO. 13 MIAMI

W, 17-9 | 8 p.m. | ESPN
Kyle Field, Bryan-College Station, Texas

SEP
24

vs. No. 10 ARKANSAS

6 p.m. | ESPN
AT&T Stadium | Arlington, Texas

OCT
1

at Mississippi State

TBA | TBA
Davis-Wade Stadium | Starkville, Miss.

OCT
8

at Alabama

TBA | TBA
Bryant-Denny Stadium | Tuscaloosa, Ala.

OCT
22

at South Carolina

TBA | TBA
Williams-Brice Stadium | Columbia, S.C.

OCT
29

OLE MISS

TBA | TBA
Kyle Field | Bryan-College Station, Texas

NOV
5

FLORIDA

TBA | TBA
Kyle Field | Bryan-College Station, Texas

NOV
12

at Auburn

TBA | TBA
Jordan-Hare Stadium | Auburn, Ala.

NOV
19

UMASS

TBA | ESPN+
Kyle Field, Bryan-College Station, Texas

NOV
26

LSU

TBA | TBA
Kyle Field, Bryan-College Station, Texas



ARKANSAS RAZORBACKS

2022 TEAM RECORD: 3-0

2022 CONFERENCE RECORD: 1-0 (SEC)

RANKING: AP: 10 / Coaches: 10

LAST GAME: Sept. 17
No. 10 Arkansas 38, Missouri State 27

HEAD COACH: Sam Pittman (Pittsburg State '86)
Overall Record 15-11 (3rd Season)
at Arkansas same
vs. Texas A&M 1-1

WHAT TO WATCH FOR

- The Aggies will begin SEC play Saturday, facing Arkansas for the 79th time in program history and the 11th time in Arlington.
- Senior WR Ainius Smith ranks as one of the SEC's top receivers, as his 86.3 yards-per-game average ranks third in the league and his 259 receiving yards on the year are good for fourth in the SEC ... Smith has caught at least one pass in 26 consecutive games, a streak that dates back to the LSU game in 2019.
- Junior RB Devon Achane has made at least one trip to the end zone in each of A&M's first three games and is the only player in the nation to have scored a rushing, receiving and kickoff return touchdown already this season.
- Achane leads the nation with a 39.60 kickoff return average (5-198 yards) in 2022 ... He scored the second KOR TD of his career with a 95-yard sprint to the end zone against App State.
- Junior QB Max Johnson made his first start as an Aggie, leading A&M to a 17-9 win over No. 13 Miami ... He threw his first touchdown pass in the Maroon & White, connecting with Achane on a 25-yard toss.
- Senior DB Demani Richardson has put his veteran leadership and versatility on display this season, leading the team with 34 career starts while also pacing the SEC with a pair of forced fumbles on the year and ranking second among league DBs with 2.5 tackles for loss.
- Junior DB Jaylon Jones made his 2022 debut in the win over Miami and led the Aggies with a career-high nine tackles, also adding a breakup.
- Junior DB Antonio Johnson, who was second on the team in tackles in 2021, leads the way and ranks eighth in the SEC with 25 takedowns so far this season.



TEXAS A&M AGGIES

2022 TEAM RECORD: 2-1

2022 CONFERENCE RECORD: 0-0 (SEC)

RANKING: AP: 23 / Coaches: 20



LAST GAME: Sept. 17
No. 24 Texas A&M 17, No. 13 Miami 9

HEAD COACH: Jimbo Fisher (Salem Univ. '90)
Overall Record 119-38 (13th Season)
at Texas A&M 36-15 (5th Season)
vs. Arkansas 3-1

QUICK HITS

- A&M remains as one of the best defenses in the country at limiting scoring and passing again this season ... The Aggies rank ninth nationally in scoring defense (8.7 ppg) and passing defense (147.3y/g), also sitting in 22nd with 14 pass breakups on the year.
- After recording just six pass breakups in the first two games, the Maroon & White defense tallied eight against Miami, including two each from sophomores DB Tyreek Chappell, DB Jardin Gilbert and LB Edgerrin Cooper.
- Freshman DB Bryce Anderson showed out against the Hurricanes, tallying eight tackles in the victory after entering the week with just two tackle on the season.
- Junior P Nik Constantinou, pinned Miami inside the 20-yard line three times, landing punts at Miami 9, 8 and 1-yard lines, marking the sixth time in his career that he has pinned the opponent inside the 20-yard line three-or-more times in a game ... For his performance, he was name SEC Special Teams Player of the Week.
- Sophomore PLK Randy Bond, sailed his first field goal through the uprights against Miami on the first attempt of his career, nailing a 26-yard attempt and also adding a pair of PATs.
- A&M's 17-9 win over No. 13 Miami marked the seventh victory for the Maroon & White over an AP top 15 team under head coach Jimbo Fisher.
- The Aggies are 23-5 (.821 win pct.) at Kyle Field under Coach Fisher ... In the five seasons prior to Fisher's arrival, the Aggies were 23-12 on their home turf (.657).
- Quick starts have been a harbinger of Aggie victories in the Jimbo Fisher era ... The Aggies are 28-4 when scoring first and a perfect 26-0 when leading after the first quarter.

2022 SCHEDULE BREAKDOWN		
	SAM HOUSTON Sept. 3 11 a.m. Kyle Field Bryan-College Station, Texas W, 31-0 TV: SEC Network	A&M allowed just 198 yards of offense and shut out the Bearkats in the opener ... H. King had one of the best games of his career thus far, throwing for 364 yards and three TDs after regaining his starting job ... A. Smith began the year with two trips to the end zone and 164 rec. yards ... F. Diggs, J. Gilbert, D. Richardson and C. Russell Jr. led the way with five tackles each.
	APP STATE Sept. 10 2:30 p.m. Kyle Field Bryan-College Station, Texas L, 14-17 TV: ESPN2	D. Achane was responsible for 12 of the Aggies' 14 points, putting A&M on the board in the second quarter and returning a KO 95 yards to the end zone in the third. ... A. Johnson led the way with 13 tackles, while seven Aggies tallied a career high in takedowns ... App State decided the game with a 29-yard FG midway through the fourth quarter and A&M was unable to answer.
	NO. 13 MIAMI Sept. 17 8 p.m. Kyle Field Bryan-College Station, Texas W, 17-9 TV: ESPN	The Aggies did not allow Miami to score a touchdown in A&M's 7th win over an AP top 15 team under Coach Fisher ... D. Achane has now scored in all three games this year, adding a 25-yard receiving TD, while LJ Johnson Jr. scored the first TD of his career ... J. Jones made his 2022 debut, tallying a career-high nine tackles in the bounce-back win.
	vs. No. 10 ARKANSAS Sept. 24 6 p.m. AT&T Stadium Arlington, Texas TV: ESPN	Arkansas leads the all-time series 42-33-3.
	at Mississippi State Oct. 1 TBA Davis-Wade Stadium Starkville, Miss. TV: TBA	Mississippi State leads the all-time series, 8-7.
	at Alabama Oct. 8 TBA Bryant-Denny Stadium Tuscaloosa, Ala. TV: TBA	Alabama leads the all-time series, 11-3
	at South Carolina Oct. 22 TBA Williams-Brice Stadium Columbia, S.C. TV: TBA	A&M leads the all-time series, 7-0.
	OLE MISS Oct. 29 TBA Kyle Field Bryan-College Station, Texas TV: TBA	A&M leads the all-time series, 9-4.
	FLORIDA Nov. 5 TBA Kyle Field Bryan-College Station, Texas TV: TBA	A&M leads the all-time series, 3-2.
	at Auburn Nov. 12 TBA Jordan-Hare Stadium Auburn, Ala. TV: TBA	A&M leads the all-time series, 7-5.
	UMASS Nov. 19 TBA Kyle Field Bryan-College Station, Texas TV: ESPN+	First meeting
	LSU Nov. 26 TBA Kyle Field Bryan-College Station, Texas TV: TBA	LSU leads the all-time series, 35-22-3.



SETTING THE SCENE:
TEXAS A&M vs. ARKANSAS

KICKOFF
6 p.m. CT

SITE
AT&T Stadium (capacity: 80,000)
Arlington, Texas

RANKINGS
Texas A&M: 23 (AP) | 20 (Coaches)
Arkansas: 10 (AP) | 10 (Coaches)

TELEVISION
ESPN (National)
Joe Tessitore, play-by-play
Greg McElroy, analyst
Katie George, sideline

RADIO
HOME TEAM BROADCAST
Sirius: 133 or 190 XM: 961 Internet: n/a
NATIONAL BROADCAST
Sirius: n/a XM: n/a Internet: n/a

TEXAS A&M RADIO NETWORK (Regional)
The Texas A&M Radio Network provides coverage via nearly 60 stations across the state of Texas. For a complete list of affiliates, please go to 12thMan.com.
Andrew Monaco, play-by-play
Dave Elmendorf, analyst
Will Johnson, sideline

TEXAS A&M SPANISH NETWORK (Regional)
Texas A&M's Spanish broadcast can be heard on KLAT 1010 AM in Houston and locally on KNDE-3 102.7 FM.
Michel Gonzalez, play-by-play
Pedro Luna, play-by-play/analyst
Alejandra Dorbecker, analyst



BRYAN-COLLEGE STATION IS THE HOME OF TEXAS A&M ...

On August 20, 2020 the Texas A&M Board of Regents voted and approved the use of "Bryan-College Station" as the home of Texas A&M University. "Bryan-College Station" should be used to reference all sporting events, academic events, press releases, marketing collateral, letterhead, and other representations of Texas A&M University and The Texas A&M University System where a specific postal address is not required.

Aggieland has grown beyond the boundaries of any one municipality. College Station is known as the "Home of Texas A&M University", but the City of College Station and the City of Bryan have had an entwined history since the City of College Station was incorporated in 1938. Bryan and Texas A&M University's historical ties go back to 1871, when Bryan was incorporated and the Texas Legislature established the Agricultural and Mechanical College of Texas.

The former Bryan Air Force Base was operated as the Texas A&M University Research and Extension Center for a quarter of a century before being designated as the Texas A&M University Riverside Campus in 1988, and the Texas A&M University Riverside Campus grew into the Texas A&M University Research Annex before transforming into the RELLIS Campus in 2016. The RELLIS Campus is home to Texas A&M University System entities including ten regional universities, the Texas A&M Engineering Extension Service (TEEX), the Texas A&M Engineering Experiment Station (TEES) and the Texas A&M Transportation Institute (TTI). In 2007, the City of Bryan gifted more than 200 acres to the Texas A&M University Health Science Center.

Recognizing that over the past decade, Texas A&M University and the Texas A&M University System have expanded into the City of Bryan with seven Texas A&M University System colleges, ten Texas A&M University System universities and multiple Texas A&M University System state agencies on more than 2,200 acres with more than \$1 billion in investment, the Board of Regents voted to recognize the long history and partnership between the City of Bryan, the City of College Station and both Texas A&M University and The Texas A&M University System.

A&M RECORD WATCH

CAREER RECEIVING TOUCHDOWNS

3	Christian Kirk (2015-17)	26
4	Ryan Swope (2009-12)	24
5	Uzoma Nwachukwu (2009-12)	19
	Bob Long (1966-68)	19
7	Ainias Smith (2019-p)	17
	Mike Evans (2012-13)	17

CAREER RECEIVING YARDS

8	Jhamon Ausbon (2017-19)	1,818
9	Bethel Johnson (1999-02)	1,740
10	Jamar Taylor (2001-03)	1,705
11	Ryan Tannehill (2008-11)	1,596
12	Ainias Smith (2019-p)	1,580

CAREER RECEPTIONS

6	Uzoma Nwachukwu (2009-12)	152
7	Mike Evans (2012-13)	151
8	Malcome Kennedy (2011-14)	150
9	Jhamon Ausbon (2017-19)	147
10	Ainias Smith (2019-p)	126

CAREER PUNT RETURN YARDS

	Ret-Yds
7 Christian Kirk (2015-17)	37-814
8 Billy Cannon (1980-83)	86-649
9 Yale Lary (1949-51)	33-597
10 Chris Taylor (1997-00)	76-581
11 Ainius Smith (2019-p)	62-551

CAREER PASS BREAKUPS

5	Byron Jones (2001-04)	32
	Kevin Smith (1988-92)	32
7	Terrence Frederick (2008-11)	30
8	Dustin Harris (2009-12)	29
	Sammy Davis (1999-02)	29
10	Myles Jones (2017-p)	28
	Ray Mickens (1992-95)	28

A&M IN THE POLLS

	AP	COACHES
Preseason	6	7
Week 1	6	7
Week 2	6	7
Week 3	24	22
Week 4	23	20
Week 5		
Week 6		
Week 7 (bye)		
Week 8		
Week 9		
Week 10		
Week 11		
Week 12		
Week 13		

MILESTONES TO WATCH FOR

- Senior WR Ainias Smith needs three TD catches to reach the 20-touchdown plateau, which has only been attained previously by Jeff Fuller (34), Josh Reynolds (30), Christian Kirk (26) and Ryan Swope (24).
- Smith needs 228 all-purpose yards to become the 19th player in school history to reach the 3,000-yard plateau in career yards.
- Junior RB Devon Achane is 148 rushing yards away from moving into the top 30 on A&M's all-time career list, racking up 1,470 to-date.
- Graduate DB Myles Jones cracked the top-10 on A&M's and the SEC's career passes defended lists by season's end in 2020, sitting at 10th all-time at A&M and eighth in SEC history with 28 breakups to-date.

SWISS ARMY KNIFE

- Senior WR Ainias Smith has been called a "Swiss Army Knife" by head coach Jimbo Fisher because of his do-it-all ability on the field.
- Smith made a statement in the first game of his final season in Aggieland, leading the team with six receptions for a career-high 164 yards and a pair of trips to the end zone.
- Smith has recorded seven multi-touchdown games in his career, catching multiple TD passes in a game five times ... Against the Bearkats, Smith hauled in a 63-yard scoring pass to put the Aggies up 17 points at the half and sealed the victory in the fourth quarter with a 43-yard TD grab.
- Dating back to the 2019 LSU game, Smith has caught a pass in 26 consecutive games.
- A true quadruple threat, Smith has gained more than 250 yards as a rusher (384), receiver (1,580), punt returner (551) and kick returner (257) ... Among Aggies already in the 3,000-yard club, only six players even have stats in all four categories and just two -- Dante Hall and Larry Stegert -- had 250+ in all four.
- In 2021, Smith became the third player in SEC history to rack up 1,000 receiving yards while also gaining 250+ yards as a rusher and returner (punt and kickoff) ... The others are Kentucky's Randall Cobb (2008-10) and LSU's Skyler Green (2002-05).
- A&M's go-to on punt return, Smith finished the 2021 season 11th in the nation with an 11.3 yards-per-return average, good for third in the SEC ... He recorded the first special teams TD of his career on A&M's first possession of the game against South Carolina when he posted the sixth-longest punt return in SEC history, going 95 yards to the house.

ACHANE IS OFF THE CHAIN

- Junior RB Devon Achane looks to lead the Aggies as the premier back this season after flexing his speed and versatility last year.
- Despite a slow start in 2022, Achane still averages an impressive 6.7 yards per carry for his career (1,470 yards on 219 carries in 23 games) ... Among Aggies with more than 1,400 career yards, Achane is one of three that averaged 6.0-or-more yards per carry -- Johnny Manziel (6.3) and Trayveon Williams (6.0).
- Through the first three games of the season, Achane has already reached the end zone as rusher, receiver and returner after extending A&M's lead in the third quarter of the Miami game with a 25-yard TD grab ... In 2021, Achane also made it to the end zones in all three facets en-route to leading the offense with 10 touchdowns.
- Against App State, Achane's two trips to the end zone marked the seventh multi-TD game of his career, when he scored on a 26-yard rush to put the Aggies on the board and later added the second special teams touchdown of his career.
- With his 95-yard kickoff return against App State, Achane became the fourth Aggie with multiple kickoff return TDs of 95-or-more yards, joining Leeland McElroy (100

vs. Southern Miss, 1994 and 100 vs. Texas, 1994), Carl Roaches (100 vs. Boston College, 1973 and 97 at LSU, 1972) and Cyrus Gray (99 at Colorado, 2009 and 98 vs. Oklahoma, 2008).

- He tallied four 100-yard games as a sophomore to bring his career total to six through his first two seasons.
- The talented back also runs track for the Aggies, already receiving NCAA All-America selections in the 100m, 200m and 4x100m relay ... In April of this year, Achane clocked the sixth-fastest time in A&M history in the 200m (20.20) and posted a time of 10.14 in the 100m at the 2022 Texas Relays.

JOHNSON TAKES OVER AS QB1

- Junior QB Max Johnson came to Aggieland after spending two years at LSU, where he played in 18 games and made 14 starts ... He made his first start at A&M in Week 3, leading the Aggies to a 17-9 win over then-No. 13 Miami.
- Johnson connected on 10-of-20 pass attempts for 140 yards, including a 25-yard scoring strike to junior RB Devon Achane ... He was an effective scrambler with four rushes for 34 yards.
- Johnson compiled an 8-6 record as the starter at LSU, surpassing the 300-yard plateau in passing yards six times in his two seasons in Baton Rouge, including career bests of 435 yards against Ole Miss in 2020 and five touchdowns against Central Michigan in 2021.
- Johnson is joined in Aggieland by his brother Jake, who was a top-rated tight end in A&M's historic 2022 signing class ... He is the son of Brad Johnson, a 17-year NFL veteran that helped the Tampa Bay Buccaneers win Super Bowl XXXVII and is the nephew of former Georgia and Miami head coach Mark Richt.

MAROON GOONS

- The Texas A&M offensive line returns great experience from last season ... Led by junior Layden Robinson, the Aggies return three of five starters from a year ago.
- Robinson is in his second year as a starter after helping clear the way for one of the top running back tandems in the nation in 2021 ... He was a key reserve in 2020 when A&M became the first school in the last 10 years to lead the SEC in sacks allowed (0.7), tackles for loss allowed (3.8) and yards per carry (5.45) in the same season.
- In 2021, the Maroon Goons cleared the way for a pair of 100-yard rushers in the same game on three occasions, as the duo of Isaiah Spiller and Devon Achane rushed for over 100 yards a combined 10 times on the year.
- Sophomores Bryce Foster and Reuben Fatheree II made immediate impacts in their debut seasons as Foster started all 12 games at center and Fatheree II earned a starting role at right tackle for the final nine games of the season ... The pair of newcomers were recognized for their hard work as they were named Freshman All-Americans by the FWAA and The Athletic.
- Sophomore Aki Ogunbiyi, along with redshirt freshmen Matthew Wykoff and Trey Zuhn III, added depth for the Aggies off the bench last season with Ogunbiyi starting four of the eight games he appeared in.

PRESEASON AWARDS

ANTONIO JOHNSON - JR - DB

Paycom Jim Thorpe Award Watch List
Bronko Nagurski Trophy Watch List
Bednarik Award Watch List
Walter Camp Preseason All-America First Team
Sporting News Preseason All-America First Team
AP Preseason All-America First Team
Preseason Media All-SEC Second Team (DB)
Preseason Coaches All-SEC Second Team (DB)

LAYDEN ROBINSON - JR - OL

Outland Trophy Watch List
Wuerffel Trophy Watch List
Sporting News Preseason All-America Second Team
Allstate AFCA Good Works Team Nominee
Preseason Media All-SEC Second Team (OL)
Preseason Coaches All-SEC First Team (OL)

DEVON ACHANE - JR - RB

Maxwell Award Watch List
Doak Walker Award Watch List
Paul Hornung Award Watch List
Preseason Media All-SEC Second Team (RB, AP)
Preseason Coaches All-SEC Second Team (RB)
Preseason Coaches All-SEC Third Team (AP)

NIK CONSTANTINOU - JR - P

Ray Guy Award Watch List
Preseason Media All-SEC First Team (P)
Preseason Coaches All-SEC First Team (P)

MCKINLEY JACKSON - JR - DL

Outland Trophy Watch List
Preseason Media All-SEC Third Team (DL)
Preseason Coaches All-SEC Second Team (DL)

AINIAS SMITH - SR - WR/RS

Preseason Media All-SEC Second Team (RS)
Preseason Media All-SEC Third Team (WR, AP)
Preseason Coaches All-SEC First Team (AP, RS)
Preseason Coaches All-SEC Third Team (WR)

BRYCE FOSTER - SO - OL

Rimington Trophy Watch List
Preseason Coaches All-SEC Third Team (OL)

REUBEN FATHEREE II - SO - OL

Preseason Coaches All-SEC Third Team (OL)

HEAD COACH JIMBO FISHER

Dodd Trophy Preseason Watch List

2022 SEC STANDINGS

EAST	SEC	ALL
Georgia	1-0	3-0
Kentucky	1-0	3-0
Missouri	0-0	2-1
Tennessee	0-0	3-0
Vanderbilt	0-0	3-1
Florida	0-1	2-1
South Carolina	0-2	1-2

WEST	SEC	ALL
Arkansas	1-0	3-0
LSU	1-0	2-1
Alabama	0-0	3-0
Auburn	0-0	2-1
Ole Miss	0-0	3-0
TEXAS A&M	0-0	2-1
Mississippi State	0-1	2-1

SEASONED SECONDARY RETURNS

- A&M boasts a seasoned secondary that returns four starters, including senior Demani Richardson and junior Jaylon Jones, who have combined to start 57 games.
- The A&M defense ranks ninth nationally in scoring defense, allowing just 8.7 points per game ... The Aggies did not allow a touchdown in the win over then-No. 13 Miami, keeping an AP top 10 team out of the end zone for the second straight season after topping then-No. 12 Auburn 20-3 last year.
- Against Miami, A&M's top five tacklers were all defensive packs, tallying six-or-more takedowns in the victory, while also adding 1.0 TFL and five breakups.
- In the season opener against Sam Houston, two of A&M's leaders in tackles were from the secondary with Richardson sending the opposing running back 5 yards behind the line of scrimmage and sophomore DB Jardin Gilbert adding the first interception of his career and returning the ball 13 yards in the second quarter.
- The Aggies picked up right where they left off last season, shutting out Sam Houston and limiting the Bearcats to just 198 yards of offense, including 91 yards through the air which marks the sixth game under Coach Fisher that A&M has held its opponent to less than 100 passing yards in a game.
- A&M was one of the best in the nation at limiting opponents last season, finishing the year second in the country in points allowed (191) and third in scoring defense (15.9) ... A&M led the SEC in yards allowed (3,930) and pass yards allowed (2,312).
- A&M's 55 passes defended last season was good for fifth among SEC teams ... Sophomore Tyreek Chappell was fifth in the SEC with 10 passes defended in his debut season, nine of which were breakups, which tied him for fourth in the league ... Jones added eight passes defended, putting him in a tie for 13th in the SEC.

AJ EMERGES AS LEADER

- Junior DB Antonio Johnson emerged as one of the SEC's top tacklers among DBs in his first season as the Aggies' starter at nickel in 2021.
- Johnson remains as one of the league's top tacklers, currently ranking eighth in the SEC with 25 total takedowns so far this season.
- Johnson registered the third double-digit tackle game of his career against App State, tallying 13 takedowns to lead the way for the Aggies.
- Johnson tallied 79 tackles in 2021, which was the second most on the team ... He led the Aggies and was tied for 11th in the SEC with 53 solo takedowns.
- On the season, Johnson led the team in tackles in four games, including against Mississippi State when he tallied a career-high 15 ... He added 11 tackles at Ole Miss to record the second double-digit tackle game of his young career.

AGGIE GRADS

Throughout his career, head coach Jimbo Fisher has seen 164 of his student-athletes earn their degrees ... This season, a total of nine Aggies will wear the SEC graduate patch on their jersey.

NAME	DEGREE	GRADUATION
Nik Constantinou	University Studies, Leadership	Texas A&M (August 2022)
Caden Davis	Supply Chain Management	Texas A&M (August 2022)
Chase Lane	Communication	Texas A&M (August 2022)
Max Wright	University Studies, Architecture	Texas A&M (August 2022)
Cade Garcia	University Studies, Leadership	Texas A&M (May 2022)
Travis Pepin	Sport Management	Texas A&M (May 2022)
Alex Zettler	Sport Management	Texas A&M (May 2022)
Connor Choate	Communication	Texas A&M (December 2021)
Myles Jones	Business	Texas A&M (May 2021)

- Johnson was third on the team with five passes defended last season and recorded the first interception of his career when he picked off Missouri in the first quarter and returned the ball 6 yards.

NEW FACES, NEW ROLES

- The Aggies have welcomed 41 freshmen and a pair of new coaches for the 2022 season, as well as four transfers.
- The A&M coaching staff saw a shift in roles during the offseason as Elijah Robinson was promoted to Assistant Head Coach/Run Game Coordinator, while also remaining as the defensive line coach ... James Coley has joined Darrell Dickey in the role of offensive coordinator, and moved position groups to coach the wide receivers while Dickey will now oversee the tight ends ... Tyler Santucci was promoted to co-defensive coordinator and remains with the linebackers ... After spending his first four seasons in Aggieland as the WR coach, Dameyune Craig will work with the quarterbacks this season ... Brandon Sanders was promoted to head strength & conditioning coach in the offseason after serving as an assistant in the weight room for the last four seasons.
- DJ Durkin was named A&M's defensive coordinator early in the offseason after two seasons as the co-defensive coordinator and linebackers coach at Ole Miss ... This is the third SEC stop for the 20-year coaching veteran after he also spent five seasons on Florida's staff.
- Steve Addazio also joined the Aggie coaching staff as the offensive line coach ahead of the 2022 season ... Addazio brings nearly 40 years of coaching experience to Aggieland, including six seasons on staff at Florida helping the Gators claim a pair of BCS national championships and 12 seasons as a head coach.
- LSU transfer QB Max Johnson highlights a quartet of newcomers that made the move to Aggieland ... Johnson earned the starting job as a sophomore in 2021 and went 225-of-373 for 2,815 yards and 27 TDs ... He was fourth in the league averaging 234.5 passing yards per game while his total yards and touchdown tosses also ranked among the top six in the SEC.

FAMILY TIES

- Junior WR Devin Price is the son of defensive ends coach Terry Price, who is a 30-year coaching veteran after lettering at A&M 1986-89 and beginning his coaching career with the Aggies as a volunteer in 1992.
- Junior QB Max Johnson and freshman TE Jake Johnson arrived in Aggieland together in January of 2022 Max transferred to A&M after two seasons at LSU, one as QB1, while Jake was a top-rated tight end in A&M's historic 2022 signing class ... They are the sons of Brad Johnson, a 17-year NFL veteran and two-time Pro Bowler that helped the Tampa Bay Buccaneers win Super Bowl XXXVII ... They are also the nephews of former Georgia and Miami head coach Mark Richt.

- Junior P Alan Guerrieri also has Aggie coaching ties, as his father, G Guerrieri, has served as the A&M women's soccer coach for 30 seasons and currently boasts the third-most victories among active NCAA Division I head coaches.
- Freshman DL Cody Polk is the son of former Texas A&M linebacker Scott Polk (1980, 81, 82, 83, 84), who is best remembered for his drama scoop-and-(nearly) score in the Aggies' 37-12 win over Texas in 1984.
- Sophomore WR Moose Muhammad III is the son of two-time Pro Bowler and 14-year NFL veteran Muhsin Muhammad II, who was selected in the second round of the 1996 draft by the Carolina Panthers, where he spent the first nine years of his career.
- Offensive line coach Steve Addazio is in his first year in Aggieland and is joined by his son and former player Louie Addazio, who spent the final three years of his playing career at Boston College before joining the coaching ranks.

A WINNER

- Head coach Jimbo Fisher, one of five active head coaches to win the national championship and ranks as the fourth-winningest active head coach in the Power 5.

WINNINGEST P5 HEAD COACHES (BY PCT.)

(Minimum 7 seasons)

RK	HEAD COACH	YR.	REC.	PCT.
1.	Kirby Smart, Georgia	7th	69-15	.821
2.	Dabo Swinney, Clemson	15th	153-36-0	.810
3.	Nick Saban, Alabama	27th	272-67-1	.801
4.	JIMBO FISHER, TEXAS A&M	13th	119-38	.758
5.	Brian Kelly, LSU	33rd	265-97-2	.731

AGGIES IN THE NFL

Bobby Brown III	DL	Los Angeles Rams
Randy Bullock	PLK	Tennessee Titans
Micheal Clemons	DL	New York Jets
Tyrel Dodson	LB	Buffalo Bills
Jermaine Eluemunor	OL	Las Vegas Raiders
Justin Evans	DB	New Orleans Saints
Mike Evans	WR	Tampa Bay Buccaneers
Myles Garrett	DL	Cleveland Browns
Kenyon Green	OL	Houston Texans
Germain Ifedi	OL	Atlanta Falcons
Buddy Johnson*	LB	San Francisco 49ers
Christian Kirk	WR	Jacksonville Jaguars
DeMarvin Leal	DL	Pittsburgh Steelers
Justin Madubuike	DL	Baltimore Ravens
Braden Mann	P	New York Jets
Jake Matthews	OL	Atlanta Falcons
Ryan McCollum*	OL	Pittsburgh Steelers
Erik McCoy	OL	New Orleans Saints
Von Miller	LB	Buffalo Bills
Kellen Mond	QB	Cleveland Browns
Dan Moore Jr.	OL	Pittsburgh Steelers
Cedric Ogbuehi*	OL	Houston Texans
Jayden Peevy*	DL	Tennessee Titans
Josh Reynolds	WR	Detroit Lions
Isaiah Spiller	RB	Los Angeles Chargers
Keaton Sutherland*	OL	San Francisco 49ers
Ryan Tannehill	QB	Tennessee Titans
Armani Watts^	DB	Indianapolis Colts
Trayveon Williams	RB	Cincinnati Bengals
Donovan Wilson	DB	Dallas Cowboys
Jalen Wydermyer*	TE	New England Patriots

^ denotes injured reserve; * denotes practice squad

AGGIE NFL COACHES

Dennis Allen	New Orleans Saints Head Coach
Dan Campbell	Detroit Lions Head Coach
Kyle Caskey	Jacksonville Jaguars Offense
Aaron Glenn	Detroit Lions Defensive Coordinator
Michael Hodges	New Orleans Saints Linebackers
Johnny Holland	San Francisco 49ers Run Game Specialist/Linebackers
Jerrold Johnson	Minnesota Vikings Assistant Quarterback Coach
Klint Kubiak	Denver Broncos Passing Game Coordinator/Quarterbacks
Don Muhlbach	Detroit Lions Special Asst. to the GM
Ty Warren	New Orleans Saints Intern
DeAndre Thompson	Denver Broncos Billy Thompson Coaching Fellow
Billy Yates	New England Patriots Assistant, Offensive Line

AGGIE NFL STRENGTH COACHES

Monty Gibson	Cleveland Browns Asst. Strength & Conditioning
Larry Jackson	Cleveland Browns Director of Strength & Conditioning

TEXAS A&M UNIVERSITY

HOME OF THE 12TH MAN

THE 12TH MAN

- Graduate DS Connor Choate was named the 12th Man by head coach Jimbo Fisher on August 28, 2021.
- Choate has served as the team's primary deep snapper in each of his previous three seasons in Aggieland ... He earned the team's Special Teams Newcomer of the Year Award in 2019, the Special Teams Most Valuable Player Award in 2020 and added the Special Teams Mr. Dependable Award in 2021.
- A versatile athlete, Choate was a two-year letterman in both football and lacrosse at Coppell High School (Coppell is a suburb of Dallas with a population of 42,982) ... Rated the nation's No. 5 long snapper at the Kohl's Kicking Camp ... ESPN.com ranked him as the nation's No. 7 long snapper ... In 2016, helped Coppell High School to a 10-3 record and a 6-1 Class 6A Region II District 9 mark (second in district) ... The Cowboys advanced to the 6A Division I Region 2 semifinal round ... Following his senior campaign, invited to play in the Blue-Grey All American Bowl at AT&T Stadium in Arlington, Texas ... Earned the school's lacrosse Iron Man Award in 2015 and 2016.

ORIGINS OF THE 12TH MAN

- Texas A&M's famous 12th Man tradition dates back to Jan. 2, 1922 when student E. King Gill came out of the stands in the Dixie Classic in Dallas at the request of legendary head coach Dana X. Bible because of injuries to his football team ... Gill never entered the game but "stood ready" in the Aggies' 22-14 win over the powerhouse Centre College Praying Colonels.
- Texas A&M celebrated the 100-year anniversary of the birth of the hallowed 12th Man tradition throughout the 2021-22 school year.
- In honor of the tradition, the Texas A&M student body "stands ready" to show their support of their team on the field.



CONNOR CHOATE | 15 STARTS | 2021-22

THE 12TH MAN KOT

- The 12th Man Kickoff Team tradition was started in 1983 by then-head coach Jackie Sherrill after being inspired by watching students build the famous Aggie Bonfire. "I knew that I could find, out of 40-some-odd thousand students, 11 guys that would cover kickoffs, but have no regard for their body and be tough as nails," Sherrill said. (Source: MyAggieNation.com) Beginning in 1991, a single 12th Man was chosen to represent the study body on the kickoff unit.

12TH MAN STARTS

NAME	GAMES	SEASONS
Sam Moeller	39	2012-15
Cullen Gillaspia	39	2016-18
Nick Lamantia	30	2006-08
John Ray	23	2004-05
Braden White	22	2016-20
C.J. Jones	21	2010-12
Eric Stanford	17	1999-01



SAM MOELLER | 39 STARTS | 2012-15



CULLEN GILLASPIA | 39 STARTS | 2016-18



NICK LAMANTIA | 30 STARTS | 2006-08



JIMBO FISHER

TEXAS A&M HEAD FOOTBALL COACH

Years at TAMU:	5th (hired Dec. 4, 2017)
Coaching Record:	36-15 at Texas A&M / 119-38 overall (13th season)
Birthdate:	Oct. 9, 1965
Hometown:	Clarksburg, W.V.
Wife:	Courtney
Children:	Trey, Ethan and Keller (stepson)
High School:	Liberty High School, Clarksburg, W.V.
College:	Salem College, 1990

- Jimbo Fisher is one of five active coaches to have won a National Championship.
- Fisher was hired at Texas A&M on Dec. 4, 2017 after eight successful seasons at Florida State, which included the 2013 BCS National Championship.
- Guided the Aggies to their first New Years Six bowl appearance, topping No. 13 North Carolina in the Orange Bowl to finish the 2020 season at 9-1 following a grueling SEC-only regular season slate.
- In his eight seasons in Tallahassee, Fisher established himself as one of the elite coaches in college football. He led the Seminoles to an 83-23 record, winning three Atlantic Coast Conference championships, four Atlantic Division titles and five bowl games.
- Fifteen of Fisher's student-athletes have earned consensus All-America honors with quarterback Jameis Winston winning the Heisman Trophy in 2013.
- Fisher has seen 164 of his student-athletes graduate, and NFL teams drafted 68 of his players, including 23 first- or second-round selections.
- The Seminoles set a modern-day NFL draft record with 29 players selected over a three-year period (2013-15), and Fisher had a first-round NFL draft choice every year he was head coach at FSU.
- The 2013 Rawlings College Football Coach of the Year, Fisher has twice been a finalist for the Eddie Robinson Coach of the Year Award (2013, 2014) and was a finalist for the Paul "Bear" Bryant Coach of the Year Award in 2014 as well as in 2020.
- Fisher has been active in the community through his foundation, Kidz1stFund. The non-profit was founded in 2011 to raise awareness and funds to find a cure for Fanconi anemia, a rare blood disorder that affects thousands, including Fisher's youngest son, Ethan.
- Fisher's oldest son, Trey, is a junior quarterback at Florida A&M.
- Fisher played quarterback at Salem College for Terry Bowden for three seasons and followed Bowden to Samford for his final season. Fisher became NCAA Division III's national player of the year in 1987 and earned induction into Samford's Hall of Fame.



THE FISHER RECORD

2010

FLORIDA STATE

10-4 • 6-2 ACC/1st in Atlantic

SEPTEMBER

4	W	59-6	Samford
11	L	17-47	at #10 Oklahoma
18	W	34-10	BYU
25	W	31-0	* Wake Forest

OCTOBER

2	W	34-10	* at Virginia
9	W	45-17	* at #13 Miami (Fla.)
16	W	24-19	* Boston College
28	L	24-28	* at North Carolina State

NOVEMBER

6	L	35-37	* North Carolina
13	W	16-13	* Clemson
20	W	30-16	* at Maryland
27	W	31-7	* Florida

DECEMBER

4	L	33-44	vs. #12 Virginia Tech
ACC Championship Game – Charlotte, N.C.			
31	W	26-17	vs. #19 South Carolina
Chick-fil-A Bowl – Atlanta, Ga.			

2011

FLORIDA STATE

9-4 • 5-3 ACC/2nd in Atlantic

SEPTEMBER

3	W	34-0	Louisiana-Monroe
10	W	62-10	Charleston Southern
17	L	13-23	#1 Oklahoma
24	L	30-35	* at #21 Clemson

OCTOBER

8	L	30-35	* at Wake Forest
15	W	41-16	* at Duke
22	W	41-16	* Maryland
29	W	34-0	* NC State

NOVEMBER

3	W	38-7	* at Boston College
12	W	23-19	* at Miami (Fla.)
19	L	13-14	* Virginia
26	W	21-7	at Florida

DECEMBER

29	W	18-14	vs. Notre Dame
Champs Sports Bowl – Orlando, Fla.			

2012

FLORIDA STATE

12-2 • 7-1 ACC/1st in Atlantic
ACC Champions

SEPTEMBER

1	W	69-3	Murray State
8	W	55-0	Savannah State
15	W	52-0	* Wake Forest
22	W	49-37	* #10 Clemson
29	W	30-17	at South Florida

OCTOBER

6	L	16-17	* at NC State
13	W	51-7	* Boston College
20	W	33-20	* at Miami (Fla.)
27	W	48-7	* Duke

NOVEMBER

8	W	28-22	* at Virginia Tech
17	W	41-14	* at Maryland
24	L	26-37	at #6 Florida

DECEMBER

1	W	21-15	vs. Georgia Tech
ACC Championship Game – Charlotte, N.C.			

JANUARY

1	W	30-10	vs. #16 Northern Illinois
Orange Bowl – Miami, Fla.			

2013

FLORIDA STATE

14-0 • 8-0 ACC/1st in West
ACC Champions • National Champions

SEPTEMBER

2	W	41-13	* at Pitt
14	W	62-7	Nevada
21	W	54-6	Bethune-Cookman
28	W	48-34	* at Boston College

OCTOBER

5	W	63-0	* #25 Maryland
19	W	51-14	* at #3 Clemson
26	W	49-17	* North Carolina State

NOVEMBER

2	W	41-14	* #7 Miami
9	W	59-3	* at Wake Forest
16	W	59-3	* Syracuse
23	W	80-14	Idaho
30	W	37-7	at Florida

DECEMBER

7	W	45-7	vs. #20 Duke
ACC Championship Game – Charlotte, N.C.			
JANUARY			
6	W	34-31	vs. #2 Auburn
BCS National Championship Game – Pasadena, Calif.			

2014

FLORIDA STATE

13-1 • 8-0 ACC/1st in Atlantic
ACC Champions

AUGUST

30	W	37-31	vs. Oklahoma State
AT&T Stadium, Arlington, Texas			

SEPTEMBER

6	W	37-12	The Citadel
20	W	23-17	* #22 Clemson ^(OT)
27	W	56-41	* NC State

OCTOBER

4	W	43-3	* Wake Forest
11	W	38-20	* Syracuse
18	W	31-27	* #5 Notre Dame
30	W	42-31	* Louisville

NOVEMBER

8	W	34-20	* Virginia
15	W	30-26	* Miami (Fla.)
22	W	20-17	* Boston College
29	W	24-19	Florida

DECEMBER

6	W	37-35	vs. #12 Georgia Tech
ACC Championship Game – Charlotte, N.C.			

JANUARY

1	L	20-59	vs. #3 Oregon
Rose Bowl: CFP Semifinal – Pasadena, Calif.			

2015

FLORIDA STATE

10-3 • 6-2 ACC/2nd in Atlantic

SEPTEMBER

5	W	59-16	Texas State
12	W	34-14	South Florida
18	W	14-0	* at Boston College

OCTOBER

3	W	24-16	* at Wake Forest
10	W	29-24	* Miami (Fla.)
17	W	41-21	* Louisville
24	L	16-22	* at Georgia Tech
31	W	45-21	* Syracuse

NOVEMBER

7	L	13-23	* at #3 Clemson
14	W	34-17	* NC State
21	W	52-13	Chattanooga
28	W	27-2	at #10 Florida

DECEMBER

31	L	24-38	vs. #14 Houston
Peach Bowl – Atlanta, Ga.			

2016

FLORIDA STATE

10-3 • 5-3 ACC/3rd in Atlantic

SEPTEMBER

5	W	45-34	vs. #11 Ole Miss
Camping World Stadium, Orlando, Fla.			
10	W	52-8	Charleston Southern
17	L	20-63	* at #10 Louisville
24	W	55-35	at South Florida

OCTOBER

1	L	35-37	* North Carolina
8	W	20-19	* at #10 Miami
15	W	17-6	* Wake Forest
29	L	34-37	* #3 Clemson

NOVEMBER

5	W	24-20	* at NC State
11	W	45-7	* Boston College
19	W	45-14	* at Syracuse
26	W	31-13	#13 Florida

DECEMBER

30	W	33-32	vs. #6 Michigan
Orange Bowl – Miami, Fla.			

2017

FLORIDA STATE

*7-6 • 3-5 ACC/6th in Atlantic

SEPTEMBER

2	L	7-24	vs. #1 Alabama
Mercedes-Benz Stadium, Atlanta, Ga.			
23	L	21-27	* NC State
30	W	26-19	* at Wake Forest

OCTOBER

7	L	20-24	* #13 Miami (Fla.)
14	W	17-10	* at Duke
21	L	28-31	* Louisville
27	L	3-35	* at Boston College

NOVEMBER

4	W	27-24	* Syracuse
11	L	14-31	* at #4 Clemson
18	W	77-6	Delaware State
25	W	38-22	at Florida

DECEMBER

2	*W	42-10	Louisiana-Monroe
27	*W	42-13	vs. Southern Miss
Independence Bowl – Shreveport, La.			
* – Jimbo Fisher resigned as the FSU head coach on Dec. 1, 2017 and did not coach the Seminoles in their final two game. His overall record does not reflect the victories.			

2018

TEXAS A&M

9-4 • 5-3 SEC/2nd in West

AUGUST

30	W	59-7	Northwestern State
----	---	------	--------------------

SEPTEMBER

8	L	26-28	#2 Clemson
15	W	48-10	Louisiana-Monroe
22	L	23-45	* at #1 Alabama
29	W	24-17	* vs. Arkansas

AT&T Stadium, Arlington, Texas

OCTOBER

6	W	20-14	* #13 Kentucky
13	W	26-23	* at South Carolina
27	L	13-28	* at Mississippi State

NOVEMBER

3	L	24-28	* at Auburn
10	W	38-24	* Ole Miss
17	W	41-20	#25 UAB
24	W	74-72	* #8 LSU

DECEMBER

31	W	52-13	vs. NC State
Gator Bowl – Jacksonville, Fla.			

2019

TEXAS A&M

(8-5 • 4-4 SEC/4th in West)

AUGUST

29	W	41-7	Texas State
----	---	------	-------------

SEPTEMBER

7	L	10-24	at #1 Clemson
14	W	62-3	Lamar
21	L	20-28	* #8 Auburn
28	W	31-27	* vs. Arkansas

Southwest Classic - Arlington, Texas

OCTOBER

12	L	28-47	* #1 Alabama
19	W	24-17	* at Ole Miss
26	W	49-30	* Mississippi State

NOVEMBER

2	W	45-14	UTSA
16	W	30-6	* South Carolina
23	L	13-19	at #4 Georgia
30	L	7-50	* at #1 LSU

DECEMBER

27	W	24-21	vs. #25 Oklahoma State
Academy Sports & Outdoors Texas Bowl - Houston, Texas			

2020

TEXAS A&M

(9-1 • 8-1 SEC/2nd in West)

SEPTEMBER

26	W	17-12	* Vanderbilt
----	---	-------	--------------

OCTOBER

3	L	24-52	* at #2 Alabama
10	W	41-38	* #4 Florida
17	W	28-14	* at Mississippi State
31	W	42-31	* Arkansas

NOVEMBER

7	W	48-3	* at South Carolina
28	W	20-7	* LSU

DECEMBER

5	W	31-20	* at Auburn
19	W	34-13	* at Tennessee

JANUARY

2	W	41-27	vs. #13 North Carolina
Capital One Orange Bowl - Miami, Fla.			

2021

TEXAS A&M

8-4 • 4-4 SEC/t3rd in West

SEPTEMBER

4	W
---	---

TEXAS A&M ASSISTANT COACHES



ELIJAH ROBINSON

ASSISTANT HEAD COACH/
RUN GAME COORD./DL

SL

- Promoted to assistant head coach and run game coordinator in January 2022.
- Named the National Recruiter of the Year by Rivals.com in February 2022 after helping Texas A&M sign the nation's top-ranked class.
- Guided the defensive line in 2020 that led the SEC and ranked in the top 10 nationally in total defense and in the top three in the country in rushing defense.



DARRELL DICKEY

OFFENSIVE COORDINATOR/
TIGHT ENDS

PB

- A 37-year coaching veteran including a nine-year stint as the head coach of North Texas where he guided the Mean Green to their first bowl win in 57 years.
- Served as the QBs coach in his first four seasons, helping Kellen Mond break the school record for career total offense, passing yards and passing touchdowns.



DJ DURKIN

DEFENSIVE COORDINATOR

SL

- Arrived at Texas A&M in the offseason after serving as the co-defensive coordinator at Ole Miss last season.
- A tireless recruiter, he was named the 2012 Rivals Recruiter of the Year and has inked nine top-25 classes, five of which were ranked inside the top 10.
- Durkin led the Michigan defense that ranked fourth in the country and limited opponents to just 17.2 points per game in 2015.



JAMES COLEY

OFFENSIVE COORDINATOR/
WIDE RECEIVERS

SL

- Promoted to offensive coordinator and wide receivers coach in January 2022.
- Previously was the co-offensive coordinator and quarterbacks coach at UGA (2016-19), reaching three SEC Championships and the CFP Championship Game.
- Served as a graduate assistant at LSU from 2003-04 as well as tight ends coach (2008-09) and offensive coordinator (2010-12) at FSU under Fisher.



TYLER SANTUCCI

CO-DEFENSIVE COORDINATOR/
LINEBACKERS

PB

- Elevated to co-defensive coordinator in Jan. 2022.
- Is in his second stint at A&M after spending the 2018 season as a defensive analyst.
- Rejoined the staff as LBs coach in 2020, helping A&M lead the SEC and rank in the top 10 nationally in total defense and top three in the country in rushing defense.
- Spent the 2018 season at Wake Forest as the LBs coach where he mentored Justin Strnad to All-ACC honors.



STEVE ADDAZIO

OFFENSIVE LINE

SL

- Two-time BCS National Champion that has nearly a decade of experience as a head coach at the FBS level.
- Led Boston College to six bowl games in his first seven seasons and had five players rush for over 1,000 yards.
- Directed Temple to nine wins, the most-ever by a first-year head coach, as well as their first bowl win in 32 years.



DAMEYUNE CRAIG

QUARTERBACKS

SL

- Former standout quarterback at Auburn and was the school's lone 3,000-yard passer until 2018.
- Previously served on Fisher's staff at FSU as QBs coach/recruiting coordinator where he helped produce the nation's No. 1 and No. 2 classes in 2011-12.
- Helped Auburn reach the 2013 BCS National Championship Game as the co-OC and WR coach, producing the second-largest turnaround in college football history.



TERRY PRICE

DEFENSIVE ENDS

SL

- Aggie letterman and longtime SEC coaching veteran with stops at Ole Miss (1995-98; 2009-11), Auburn (1999-08) and Texas A&M (1992-93; 2012-pres.) with 23 bowl berths.
- Recruited and coached five-star DL talents in Myles Garrett, Daylon Mack and Justin Madubuike.
- Was a standout player for the Aggies earning All-SWC and All-America honorable mention as a senior in 1989.



TOMMIE ROBINSON

RUNNING BACKS

SL

- 31-year coaching veteran with multiple stops in the NFL.
- Helped LSU to the 2019 national championship and developed Clyde Edwards-Helaire to a 1st round pick.
- Was named the 2017 Pac-12 Recruiter of the Year by 247Sports while at Southern Cal.



TJ RUSHING

DEFENSIVE BACKS

SL

- Won Super Bowl XLI as a member of the Indianapolis Colts.
- Came to A&M from Memphis where he helped lead the Tigers to a program-record 12 wins.
- Helped Stanford win the 2015 Rose Bowl and Pac-12 Championship.




BRANDON SANDERS

HEAD STRENGTH &
CONDITIONING COACH

SL

- Promoted to head of strength and conditioning in the offseason.
- Has coached over 74 NFL Draft selections and 11 first round picks.
- Spent nine and a half years at FSU and helped the Seminoles win the 2013 BCS National Championship.



Texas A&M ranked No. 3 nationally in home attendance in 2021 with an average of 102,883 and has drawn more than a half-million fans to Kyle Field every season since 2006, with the exception of the pandemic-limited 2020 campaign.

KYLE FIELD

- Home of the Aggies since 1905. Stadium built in 1927 and the horseshoe enclosed in 1929.
- Capacity: 102,733
- Stadium record crowd is 110,633 (A&M vs. Ole Miss, 10/11/2014).
- Kyle Field is named for former A&M Dean of Agriculture Edwin Jackson Kyle, who donated a 400 x 400-foot area of the southern edge of campus that had been assigned to him for horticultural experiments. It became the home of the Aggies.
- Texas A&M finished a \$485 million redevelopment of Kyle Field in time for the 2015 season that made the Home of the 12th Man the largest football stadium in the SEC and the state of Texas.
- Texas A&M has led the SEC in home attendance five times since joining the league in 2012, including the past two seasons.
- A&M was one of three teams nationally to average over 100,000 in home attendance in 2021. Kyle Field averaged 102,883 in home attendance last year with a total of 720,181 fans attending seven home games.
- Two of the top four crowds in Kyle Field history were from the 2021 season with 109,835 for Auburn on Nov. 6 and 106,815 for Alabama on Oct. 9. Kyle Field's all-time record crowd was 110,633 for the Texas A&M-Ole Miss contest on Oct. 11, 2014 when capacity was expanded to over 107,000 during the stadium redevelopment.

KYLE FIELD RECORD CROWDS

110,633	Ole Miss (2014)	L, 35-20
109,835	Auburn (2021)	W, 20-3
107,245	Miami (2022)	W, 17-9
106,815	Alabama (2021)	W, 41-38
106,749	Alabama (2019)	L, 47-28
106,248	Tennessee (2016)	W, 45-38 ^{20T}
105,829	LSU (2014)	L, 23-17
105,733	Alabama (2015)	L, 41-23
104,957	South Carolina (2019)	W, 30-6
104,892	Ole Miss (2016)	L, 29-28
104,794	Clemson (2018)	L, 28-26
104,756	Missouri (2014)	L, 34-27
104,728	Lamar (2014)	W, 73-3
104,625	Auburn (2015)	L, 26-10
104,455	Mississippi State (2015)	W, 30-17

KYLE FIELD TOP SEASON AVERAGES

1.	105,122	2014	630,735 / 6 games
2.	103,622	2015	725,354 / 7 games
3.	102,883	2021	720,181 / 7 games
4.	101,917	2016	713,418 / 7 games
5.	99,844	2018	698,908 / 7 games
6.	98,802	2017	691,612 / 7 games
7.	87,183	2011	610,283 / 7 games
8.	87,125	2013	697,003 / 8 games
9.	87,014	2012	522,083 / 6 games
10.	82,711	2001	496,268 / 6 games

TEXAS A&M QUICK FACTS

LOCATION: Bryan-College Station, Texas 77842
FOUNDED: 1876 (First classes)
ENROLLMENT: 73,284 (fall 2021)
PRESIDENT: M. Katherine Banks (Florida '82)
CHANCELLOR: John Sharp (Texas A&M '72)
FACULTY REPRESENTATIVE:
 Dr. Paul Batista (Trinity '73)
DIRECTOR OF ATHLETICS:
 Ross Bjork (Emporia State '85)
ATHLETICS DEPT PHONE: (979) 845-5129
CONFERENCE: Southeastern
AFFILIATION: NCAA Division I
NICKNAME: Aggies
MASCOT: Reveille (American Collie)
COLORS: Maroon (Pantone 505) and White

FOOTBALL QUICK FACTS

HEAD COACH

JIMBO FISHER (Salem University '90)
 Years at Texas A&M: 5th (36-15)
 Years as head coach: 13th (119-38)

ASSISTANT COACHES

ELIJAH ROBINSON

Asst. Head Coach/Run Game Coordinator/
 Defensive Line (Penn State '08)

DARRELL DICKEY

Offensive Coordinator/Tight Ends
 (Kansas State '83)

DJ DURKIN

Defensive Coordinator (Bowling Green '00)

JAMES COLEY

Offensive Coordinator/Wide Receivers
 (Florida State '97)

TYLER SANTUCCI

Co-Defensive Coordinator/Linebackers
 (Stony Brook '10)

STEVE ADDAZIO

Offensive Line (Central Connecticut State '81)

DAMEYUNE CRAIG

Quarterbacks (Auburn '02)

TOMMIE ROBINSON

Running Backs (Troy '85)

TJ RUSHING

Defensive Backs (Stanford '06)

TERRY PRICE

Defensive Ends (Texas A&M '92)

BRANDON SANDERS

Head Strength & Conditioning Coach (NC State '04)

KYLE FIELD QUICK FACTS

STADIUM: Kyle Field

CAPACITY: 102,733

LARGEST CROWD: 110,633 (vs. Ole Miss, Oct. 11, 2014)

PLAYING SURFACE: Natural grass

FIRST YEAR OF FOOTBALL: 1905

STADIUM BUILT: 1927 and 1929

(Renovations complete for 2015 season)

TEAM INFO

BASIC OFFENSE: Pro

BASIC DEFENSE: Multiple

2021 OVERALL RECORD: 8-4

2021 SEC RECORD (FINISH): 4-4 (t3rd in SEC West)

2021 BOWL: Taxslayer Gator Bowl (DNP, COVID)

2021 RANKING: RV (AP) | No. 25 (Coaches)

MEDIA SCHEDULE/INFORMATION

SUNDAY	MONDAY	TUESDAY	WEDNESDAY	THURSDAY	FRIDAY	SATURDAY
No availability All player interview requests for Monday's press conference must be submitted to acannon@athletics.tamu.edu by 11 a.m. on Sunday.	Weekly Press Conference Kyle Field Media Center Players: 12 p.m.- 2 p.m. Coach Fisher: 2 p.m. Web stream available via 12thMan.com	No availability	SEC Teleconference Coach Fisher appears from 11:30-39 a.m.	No availability	No availability 10 p.m.: Yell Practice Location: Fort Worth Stockyards East Exchange Steps All media requests for Midnight Yell Practice should be directed to TAMU Marketing and Communications.	6 P.M. Texas A&M vs. Arkansas Arlington, Texas (Locker room is closed. Coaches and players will be brought to the media area for press conference.)

CREDENTIALS

Media credentials should be requested by Wednesday of the game week via www.sportssystems.com/clients/seccredentials, and approved media members are required to fill out a symptom questionnaire prior to entering the stadium. Credentials can be picked up at Media Will Call at Entry 7 (east side of Kyle Field, near the northeast activation tower). Media Will Call opens three hours prior to game time. Media seating is limited, so credentials will be issued according to Texas A&M and the SEC credential guidelines, which can be found at www.12thMan.com/media.

WEEKLY GAME NOTES

Media members wishing to receive the weekly game notes via e-mail can do so by e-mailing Rachel Perreault (rperreault@athletics.tamu.edu).

PRACTICE

All practices are closed to the public and members of the media this season. Only the first 15-20 minutes of selected workouts may be open for members of accredited media outlets.

WEEKLY PRESS CONFERENCE

Texas A&M conducts a weekly press conference on Monday's at the Kyle Field Media Center. Coach Jimbo Fisher addresses the media promptly at 2 p.m. Player requests should be made to the athletics communications office no later than 11 a.m. on Sunday. This is the preferred time for all interviews to occur.

SEC TELECONFERENCE

The 14 SEC coaches will be featured on a weekly teleconference each Wednesday from 10 a.m.-12:30 p.m. (CT).

10:00 a.m.	Brian Kelly	LSU
10:10 a.m.	Kirby Smart	Georgia
10:20 a.m.	Billy Napier	Florida
10:30 a.m.	OPEN	
10:40 a.m.	Nick Saban	Alabama
10:50 a.m.	Josh Heupel	Tennessee
11:00 a.m.	Sam Pittman	Arkansas
11:10 a.m.	Shane Beamer	South Carolina
11:20 a.m.	Elijah Drinkwitz	Missouri
11:30 a.m.	Jimbo Fisher	Texas A&M
11:40 a.m.	Mark Stoops	Kentucky
11:50 a.m.	Mike Leach	Mississippi State
12:00 p.m.	Lane Kiffin	Ole Miss
12:10 p.m.	Bryan Harsin	Auburn
12:20 p.m.	Clark Lea	Vanderbilt

PRESS BOX

The main press box is now located at the 800 level on the east side of Kyle Field, or the side facing Houston Street, and can be accessed through the elevator at Entry 7 or Entry 9. The TV broadcast booths are located on the west side of the stadium.



Alan Cannon (with binoculars) has overseen Texas A&M's football publicity since 1989.

POSTGAME

At home games, post-game interviews with Texas A&M players and head coach Jimbo Fisher are conducted in a specially equipped interview room at the southeast corner of Kyle Field.

MEDIA WILL CALL

Media will call is located at Entry 7, on the east side of the stadium near the northeast activation tower.

TEXAS A&M ATHLETICS COMMUNICATIONS

ASSOCIATE AD

ALAN CANNON
(interview requests/credentials)
E-MAIL: acannon@athletics.tamu.edu
CELL: (979) 777-4200

ASSISTANT AD

BRAD MARQUARDT
E-MAIL: bmarquardt@athletics.tamu.edu
CELL: (979) 229-8651

ASSISTANT DIRECTOR

RACHEL PERREAULT
(game notes)
E-MAIL: rperreault@athletics.tamu.edu
CELL: (603) 767-6492

ASSISTANT DIRECTOR

TYLER POUNDS
(stats/game program)
E-MAIL: tpounds@athletics.tamu.edu
CELL: (260) 615-8662

COMMUNICATIONS COORDINATOR

MARISSA AVANZATO
E-MAIL: mavanzato@athletics.tamu.edu
OFFICE: (979) 845-5725

SID MAILING ADDRESS

**TEXAS A&M
 ATHLETICS COMMUNICATIONS**
 1228 TAMU
 College Station, TX 77843-1228

SID OVERNIGHT ADDRESS

TEXAS A&M ATHLETICS
 Media Relations
 756 Houston St.
 College Station, TX 77843

TEXAS A&M START CHART

OFFENSE					
QUARTERBACKS					
14	Johnson, Max (1/1)	6-5	220	Jr-TR	Athens, GA
20	Bost, Blake	6-2	195	So-1L	Groves, TX
13	King, Haynes (4/0)	6-3	205	So-1L	Longview, TX
17	Stowers, Eli	6-4	215	Fr-RS	Corinth, TX
15	Weigman, Conner	6-2	215	Fr-HS	Cypress, TX
RUNNING BACKS					
6	Achane, Devon (4/4)	5-9	185	Jr-2L	Missouri City, TX
24	Crownover, Earnest (1/0)	6-3	230	Jr-2L	Grandview, TX
4	Daniels, Amari	5-8	200	So-SQ	Miami, FL
34	Johnson Jr., LJ	5-10	215	Fr-RS	Cypress, TX
22	Moss, Le'Veon	5-11	200	Fr-HS	Walker, LA
OFFENSIVE LINE					
76	Fatheree II, Reuben (12/12)	6-8	325	So-1L	Richmond, TX
61	Foster, Bryce (13/1)	6-5	325	So-1L	Katy, TX
64	Robinson, Layden (13/11)	6-4	330	Jr-3L	Manvel, TX
66	Spasojevic-Moko, Jordan (1/1)	6-5	320	So-RS	Brisbane, Australia
60	Zuhn III, Trey (3/3)	6-6	320	Fr-RS	Ft. Collins, CO
70	Bankhead, Josh	6-5	305	So-1L	The Woodlands, TX
78	Crownover, Dametrious	6-6	300	Fr-RS	Grandview, TX
75	Dewberry, Kam	6-4	330	Fr-HS	Humble, TX
55	Erb, Hunter	6-6	330	Fr-HS	Newark, TX
54	Nabou, Mark	6-4	345	Fr-HS	Lynwood, WA
74	Ogunbiyi, Aki (6/0)	6-4	320	So-1L	Houston, TX
68	Strickland, Remington	6-4	300	Fr-RS	Sugar Land, TX
59	Williams, PJ	6-4	285	Fr-HS	Dickinson, TX
77	Wykoff, Matthew (2/0)	6-6	330	Fr-RS	Magnolia, TX
WIDE RECEIVERS					
2	Lane, Chase (15/3)	6-0	195	Gr-3L	Houston, TX
3	Price, Devin (1/1)	6-3	200	Jr-2L	College Station, TX
0	Smith, Ainiyas (24/19)	5-10	190	Sr-3L	Missouri City, TX
8	Brown, Yulkeith	5-10	175	So-1L	Miami, FL
16	Jackson, Kenyon (1/0)	6-6	195	Jr-2L	Loganville, GA
10	Marshall, Chris	6-3	205	Fr-HS	Missouri City, TX
7	Muhammad III, Moose	6-1	195	So-2L	Charlotte, NC
5	Preston, Jalen (7/0)	6-2	220	Sr-3L	Manvel, TX
1	Stewart, Evan (2/0)	5-11	170	Fr-HS	Frisco, TX
9	Thomas, Noah	6-5	195	Fr-HS	Pearland, TX
TIGHT ENDS					
42	Wright, Max (3/1)	6-4	255	Gr-4L	Katy, TX
18	Green, Donovan (1/0)	6-4	235	Fr-HS	Dickinson, TX
89	Crownover, Dametrious (1/0)	6-6	300	Fr-RS	Grandview, TX
82	Garza, Fernando	6-5	245	Fr-RS	Katy, TX
19	Johnson, Jake	6-5	235	Fr-HS	Athens, GA
86	Melin Öhrström, Theo	6-5	255	Fr-HS	Stockholm, Sweden
11	Smith, Blake	6-4	255	So-SQ	Southlake, TX

DEFENSE					
DEFENSIVE LINE					
10	Diggs, Fadil (3/3)	6-5	260	So-2L	East Camden, NJ
15	Regis, Albert (1/1)	6-1	320	Fr-RS	LaPorte, TX
4	Stewart, Shemar (1/1)	6-4	285	Fr-HS	Miramar, FL
5	Turner, Shemar (3/3)	6-4	300	So-1L	DeSoto, TX
30	Adeleye, Tunmise (2/0)	6-4	290	Fr-RS	Katy, TX
99	Brownlow-Dindy, Gabriel	6-3	300	Fr-HS	Lakeland, FL
91	Burris Jr., Marcus	6-4	290	Fr-RS	Texarkana, TX
35	Jackson, McKinnley (5/0)	6-2	325	Jr-2L	Lucedale, MS
13	Jeady, Elijah	6-3	295	Fr-RS	Philadelphia, PA
55	Jones, Adarious (1/0)	6-4	300	Jr-2L	Virginia Beach, VA
8	Lucas, Anthony	6-6	270	Fr-HS	Scottsdale, AZ
88	Nolen, Walter	6-4	320	Fr-HS	Powell, TN
18	Overton, LT	6-5	280	Fr-HS	Milton, GA
95	Overton, Micaiah	6-3	300	Jr-TR	Bessemer, AL
34	Raikes, Isaiah (3/0)	6-1	325	Jr-2L	Woodbury, NJ
92	Sylla, Malick	6-5	230	Fr-HS	Katy, TX
6	White, Enai	6-5	230	Fr-HS	Philadelphia, PA
LINEBACKERS					
45	Cooper, Edgerrin (4/3)	6-3	225	So-2L	Covington, LA
24	Russell Jr., Chris (3/3)	6-2	235	Sr-3L	Dyersburg, TN
40	Harris Jr., Martrell	6-2	225	Fr-HS	The Woodlands, TX
25	Harris, Ish	6-2	205	Fr-HS	Pilot Point, TX
23	Lee Jr., Tarian	6-2	235	Jr-2L	Tallahassee, FL
29	Mathews, Sam	6-3	210	Sr-1L	League City, TX
32	White Jr., Andre (10/0)	6-3	235	Sr-3L	Harrisburg, PA
DEFENSIVE BACKS					
7	Chappell, Tyreek (11/11)	5-11	185	So-1L	Philadelphia, PA
20	Gilbert, Jordin (3/3)	6-1	185	So-1L	White Castle, LA
27	Johnson, Antonio (16/16)	6-3	195	Jr-2L	East St. Louis, IL
17	Jones, Jaylon (23/1)	6-2	205	Jr-2L	Cibola, TX
26	Richardson, Demani (34/17)	6-1	210	Sr-3L	Waxahachie, TX
1	Anderson, Bryce	5-11	195	Fr-HS	Beaumont, TX
3	Bouie, Smoke	5-11	180	Fr-HS	Bainbridge, GA
16	George, Brian (7/1)	6-2	195	Sr-1L	South Bay, FL
19	Groves-Killebrew, Marquis	6-0	180	Fr-HS	Kennesaw, GA
11	Harmon, Deuce (4/0)	5-10	200	So-1L	Corinth, TX
2	Harris, Denver	5-11	175	Fr-HS	Houston, TX
0	Jones, Myles (29/0)	6-4	190	Gr-4L	Magnolia, TX
33	Kerr, Jarred	5-11	175	Fr-HS	Lexington, TX
14	Mathews, Jacoby	6-1	205	Fr-HS	Ponchatoula, LA
21	Moten, Josh	6-0	165	So-SQ	Waldorf, MD
9	Taylor, Bobby	6-0	190	Fr-HS	Katy, TX

Bold indicates player started most recent game; (career starts/consecutive starts)

SPECIAL TEAMS					
PLACEKICKER					
47	Bond, Randy	5-10	190	So-SQ	Plano, TX
36	Davis, Caden	6-3	200	Gr-3L	Coppell, TX
38	Guerrieri, Alan	6-0	200	Jr-SQ	College Station, TX
94	Bhatia, Drake	5-7	150	So-SQ	Houston, TX
22	Moczulski, Ethan	5-11	200	Fr-HS	Spokane, WA
PUNTER					
95	Constantinou, Nik	6-3	225	Gr-3L	Melbourne, Australia
38	Guerrieri, Alan	6-0	200	Jr-SQ	College Station, TX
HOLDER					
95	Constantinou, Nik	6-3	225	Gr-3L	Melbourne, Australia
DEEP SNAPPER					
12	Choate, Connor	6-1	200	Gr-3L	Coppell, TX
48	Graham, Jacob	5-11	235	So-1L	Houston, TX
PUNT RETURNS					
0	Smith, Ainiyas	5-10	190	Sr-3L	Missouri City, TX
KICK RETURNS					
6	Achane, Devon	5-9	185	Jr-2L	Missouri City, TX

PRONUNCIATION GUIDE	
DEVON ACHANE	DUH-von ay-CHAIN
TUNMISE ADELEYE	too-ME-see uh-DELL-ee-ay
Drake BHATIA	bot-EE-a
Blake BOST	boast
YULKEITH Brown	YULE-keith
Tyreek CHAPPELL	shuh-pel
Connor CHOATE	chote
Nik CONSTANTINOU	con-stan-tee-new
FADIL Diggs	FUH-dill
JARDIN Gilbert	jar-din
Alan GUERRIERI	guh-RARE-ee
LE'VEON Moss	lev-eon
Mark NABOU	nay-boo
AKI OGUNBIYI	ACK-ee oh-GOON-bee
Isaiah RAIKES	rakes
AINIAS Smith	an-eye-iss
Jordan SPASOJEVIC-MOKO	SPAZ-o-vich MO-co
MALICK SYLLA	ma-leek sil-la
ENAI White	en-EYE
Conner WEIGMAN	wig-man
Matthew WYKOFF	why-koff
Trey ZUHN III	zoon

TEXAS A&M ALPHABETICAL ROSTER

NO.	PLAYER	POS.	HT	WT	CL-EXP	HOMETOWN (HIGH SCHOOL/PREV. SCHOOL)
49	Able, Connor	DS	6-3	215	Fr-RS	Houston, TX (Stratford)
6	Achane, Devon	RB	5-9	185	Jr-2L	Missouri City, TX (Ft. Bend Marshall)
30	Adeleye, Tunmise	DL	6-4	290	Fr-RS	Katy, TX (Tompkins)
1	Anderson, Bryce	DB	5-11	195	Fr-HS	Beaumont, TX (West Brook)
79	Bailey, James	OL	6-3	300	Fr-HS	Katy, TX (Paetow)
70	Bankhead, Josh	OL	6-5	305	So-1L	The Woodlands, TX (College Park)
93	Beltran, Drew	DL	5-11	260	So-SQ	Longview, TX (Longview)
94	Bhatia, Drake	PLK	5-7	150	So-SQ	Houston, TX (Episcopal)
53	Boadi-Owusu, Nana	DL	6-2	234	Fr-HS	Arlington, TX (Martin)
47	Bond, Randy	PLK	5-10	190	So-SQ	Plano, TX (West)
20	Bost, Blake	QB	6-2	195	So-1L	Groves, TX (Port Neches-Groves)
3	Bouie, Smoke	DB	5-11	180	Fr-HS	Bainbridge, GA (Bainbridge)
23	Brasher, Jacob	WR	6-1	181	Fr-HS	Allen, TX (Allen)
8	Brown, Yulkeith	WR	5-10	175	So-1L	Miami, FL (Central)
99	Brownlow-Dindy, Gabriel	DL	6-3	300	Fr-HS	Lakeland, FL (Lakeland)
91	Burris Jr., Marcus	DL	6-4	290	Fr-RS	Texarkana, TX (Pleasant Grove)
83	Campbell, Ryan	WR	6-2	185	Jr-SQ	New Orleans, LA (Mesquite Horn)
7	Chappell, Tyreek	DB	5-11	185	So-1L	Philadelphia, PA (Northeast)
12	Choate, Connor	DS	6-1	200	Gr-3L	Coppell, TX (Coppell)
95	Constantinou, Nik	P	6-3	225	Gr-3L	Melbourne, Australia (Penleigh & Essendon)
45	Cooper, Edgerrin	LB	6-3	225	So-2L	Covington, LA (Covington)
78	Crownover, Dametrious	OL	6-6	300	Fr-RS	Grandview, TX (Grandview)
24	Crownover, Earnest	RB	6-3	230	Jr-2L	Grandview, TX (Grandview/Kilgore JC)
4	Daniels, Amari	RB	5-8	200	So-SQ	Miami, FL (Central)
36	Davis, Caden	PLK	6-3	200	Gr-3L	Coppell, TX (Coppell)
75	Dewberry, Kam	OL	6-4	330	Fr-HS	Humble, TX (Atascocita)
10	Diggs, Fadil	DL	6-5	260	So-2L	East Camden, NJ (Woodrow Wilson)
25	DiNota, Anthony	RB	6-0	207	Fr-RS	Frisco, TX (Frisco)
55	Erz, Hunter	OL	6-6	330	Fr-HS	Newark, TX (V.R. Eaton)
76	Fatheree II, Reuben	OL	6-8	325	So-1L	Richmond, TX (Foster)
88	Figueroa, Nathan	TE	6-3	236	Fr-HS	Brenham, TX (Faith Academy)
90	Fitts, Jacob	OL	6-0	286	So-SQ	Omaha, TX (Pewitt)
81	Fitzgerald, Kyle	DB	6-4	195	Sr-SQ	San Antonio, TX (Brandeis)
61	Foster, Bryce	OL	6-5	325	So-1L	Katy, TX (Taylor)
39	Garcia, Cade	DB	5-8	185	Gr-RS	Ft. Worth, TX (Christian/Tarrant CC)
82	Garza, Fernando	TE	6-5	245	Fr-RS	Katy, TX (Katy)
16	George, Brian	DB	6-2	195	Sr-1L	South Bay, FL (Glades Central/Highland (KS) CC)
20	Gilbert, Jardin	DB	6-1	185	So-1L	White Castle, LA (University)
48	Graham, Jacob	FB/DS	5-11	235	So-1L	Houston, TX (Memorial)
18	Green, Donovan	TE	6-4	235	Fr-HS	Dickinson, TX (Dickinson)
19	Groves-Killebrew, Marquis	DB	6-0	180	Fr-HS	Kennesaw, GA (North Cobb)
38	Guerrieri, Alan	P/K	6-0	200	Jr-SQ	College Station, TX (College Station)
51	Hancock, Levi	DS	6-2	240	Fr-HS	Bryan, TX (Brazos Christian Academy)
11	Harmon, Deuce	DB	5-10	200	So-1L	Corinth, TX (Denton Guyer)
2	Harris, Denver	DB	5-11	175	Fr-HS	Houston, TX (North Shore)
25	Harris, Ish	LB	6-2	205	Fr-HS	Pilot Point, TX (Pilot Point)
40	Harris Jr., Martrell	LB	6-2	225	Fr-HS	The Woodlands, TX (The Woodlands)
41	Hughes, Avery	DB	6-0	180	So-SQ	Sugar Land, TX (Ft. Bend Austin)
63	Jackson, Chance	OL	6-1	305	Fr-HS	The Woodlands, TX (College Park)
16	Jackson, Kenyon	WR	6-6	195	Jr-2L	Loganville, GA (Grayson)
35	Jackson, McKinnley	DL	6-2	325	Jr-2L	Lucedale, MS (George County)
96	Jackson, Nathan	DL	5-10	264	Fr-RS	Red Oak, TX (Red Oak)
72	Jebson, Owen	OL	6-5	290	Fr-RS	College Station, TX (College Station)
13	Jeudy, Elijah	DL	6-3	295	Fr-RS	Philadelphia, PA (Northeast)
27	Johnson, Antonio	DB	6-3	195	Jr-2L	East St. Louis, IL (East St. Louis)
19	Johnson, Jake	TE	6-5	235	Fr-HS	Athens, GA (Oconee County)
98	Johnson, Jordan	DL	6-1	300	Jr-SQ	Dallas, TX (Seagoville)
34	Johnson Jr., LJ	RB	5-10	215	Fr-RS	Cypress, TX (Cy-Fair)
14	Johnson, Max	QB	6-5	220	Jr-TR	Athens, GA (Oconee County/LSU)
55	Jones, Adarious	DL	6-4	300	Jr-2L	Virginia Beach, VA (Bishop Sullivan)
17	Jones, Jaylon	DB	6-2	205	Jr-2L	Cibola, TX (Steele)
0	Jones, Myles	DB	6-4	190	Gr-4L	Magnolia, TX (West)
33	Kerr, Jarred	DB	5-11	175	Fr-HS	Lexington, TX (Lexington)
13	King, Haynes	QB	6-3	205	So-1L	Longview, TX (Longview)
2	Lane, Chase	WR	6-0	195	Gr-3L	Houston, TX (St. Pius X)

NO.	PLAYER	POS.	HT	WT	CL-EXP	HOMETOWN (HIGH SCHOOL/PREV. SCHOOL)
23	Lee Jr., Tarian	LB	6-2	235	Jr-2L	Tallahassee, FL (Godby)
8	Lucas, Anthony	DL	6-6	270	Fr-HS	Scottsdale, AZ (Chaparral)
31	Maleski, Andrew	WR	5-10	185	Fr-HS	Cypress, TX (Bridgeland)
10	Marshall, Chris	WR	6-3	205	Fr-HS	Missouri City, TX (Ft. Bend Marshall)
14	Mathews, Jacoby	DB	6-1	205	Fr-HS	Ponchatoula, LA (Ponchatoula)
29	Mathews, Sam	LB	6-3	210	Sr-1L	League City, TX (Clear Creek)
57	McNamara, Tyndall	LB	6-1	215	Fr-HS	College Station, TX (A&M Consolidated)
86	Melin Öhrström, Theo	TE	6-5	255	Fr-HS	Stockholm, Sweden (RIG Academy)
52	Merrick, Andrew	LB	6-2	220	So-SQ	Dallas, TX (Parish Episcopal)
22	Moczulski, Ethan	PLK	5-11	200	Fr-HS	Spokane, WA (Mt. Spokane)
22	Moss, Le'Veon	RB	5-11	200	Fr-HS	Walker, LA (Istrouma College Prep)
21	Moten, Josh	DB	6-0	165	So-SQ	Waldorf, MD (National Christian Academy)
7	Muhammad III, Moose	WR	6-1	195	So-2L	Charlotte, NC (Myers Park)
54	Nabou, Mark	OL	6-4	345	Fr-HS	Lynwood, WA (O'Dea)
88	Nolen, Walter	DL	6-4	320	Fr-HS	Powell, TN (Powell)
21	Novicke, Dallas	QB	6-0	197	Fr-HS	East Bernard, TX (East Bernard)
74	Ogunbiyi, Aki	OL	6-4	320	So-1L	Houston, TX (Kempner)
27	Oksnee, Jackson	QB	6-0	185	Fr-RS	Newport Beach, CA (Corona Del Mar)
18	Overton, LT	DL	6-5	280	Fr-HS	Milton, GA (Milton)
95	Overton, Micaiah	DL	6-3	300	Jr-TR	Bessemer, AL (Bessemer Academy/Liberty)
97	Pepin, Travis	DL	6-1	255	Gr-SQ	Rusk, TX (Rusk/East Texas Baptist)
94	Polk, Cody	DL	6-7	230	Fr-HS	Dallas, TX (Trinity Christian Academy)
5	Preston, Jalen	WR	6-2	220	Sr-3L	Manvel, TX (Manvel)
3	Price, Devin	WR	6-3	200	Jr-2L	College Station, TX (A&M Consolidated)
34	Raikes, Isaiah	DL	6-1	325	Jr-2L	Woodbury, NJ (St. Augustine Prep)
35	Reaves, Bladen	RB	5-11	195	Jr-SQ	Bryan, TX (Pleasant Grove (Texarkana))
15	Regis, Albert	DL	6-1	320	Fr-RS	LaPorte, TX (LaPorte)
26	Richardson, Demani	DB	6-1	210	Sr-3L	Waxahachie, TX (Waxahachie)
42	Robinson, Kent	DB	5-10	165	Fr-HS	Grand Prairie, TX (South Grand Prairie)
64	Robinson, Layden	OL	6-4	330	Jr-3L	Manvel, TX (Manvel)
62	Rogers, Zach	OL	6-2	311	Fr-HS	Willis, TX (Willis)
32	Rush, Jaxon	WR	6-1	170	Fr-HS	Austin, TX (Austin)
24	Russell Jr., Chris	LB	6-2	235	Sr-3L	Dyersburg, TN (Dyersburg)
56	Sabra, John	OL	6-2	335	Jr-SQ	Magnolia, TX (Magnolia)
33	Shelling, Charles	RB	5-10	200	Jr-TR	Missouri City, TX (Hightower/Cisco JC)
50	Slanker, Jaxson	LB	6-0	210	Fr-HS	College Station, TX (College Station)
0	Smith, Ainiias	WR	5-10	190	Sr-3L	Missouri City, TX (Ft. Bend Dulles)
11	Smith, Blake	TE	6-4	255	So-SQ	Southlake, TX (Carroll)
38	Smoot, Will	DB	5-10	180	Jr-SQ	Houston, TX (Kingwood Park)
66	Spasojevic-Moko, Jordan	OL	6-5	320	So-RS	Brisbane, Australia (Rhinos)
87	Steptoe, Keith	DB	5-11	190	So-SQ	Navasota, TX (Navasota)
1	Stewart, Evan	WR	5-11	170	Fr-HS	Frisco, TX (Liberty)
4	Stewart, Shemar	DL	6-4	285	Fr-HS	Miramar, FL (Monsignor Pace)
17	Stowers, Eli	QB	6-4	215	Fr-RS	Corinth, TX (Denton Guyer)
68	Strickland, Remington	OL	6-4	300	Fr-RS	Sugar Land, TX (Ft. Bend Christian)
28	Surber, Caleb	WR	6-0	175	Fr-RS	Fair Oaks Ranch, TX (Boerne-Champion)
92	Sylla, Malick	DL	6-5	230	Fr-HS	Katy, TX (Katy)
9	Taylor, Bobby	DB	6-0	190	Fr-HS	Katy, TX (Katy)
9	Thomas, Noah	WR	6-5	195	Fr-HS	Pearland, TX (Clear Springs)
50	Townsend, Garrett	DS	5-11	230	Jr-SQ	Houston, TX (Cypress Christian)
51	Tullos, Kason	LB	6-2	215	Fr-RS	Spring, TX (Klein Oak)
81	Turner, Pierce	WR	6-3	195	Fr-HS	Austin, TX (Westlake)
5	Turner, Shemar	DL	6-4	300	So-1L	DeSoto, TX (DeSoto)
80	Vivaldi, Hunter	WR	5-10	160	Fr-HS	Bryan, TX (Bryan)
54	Waddy, Jalen	LB	6-0	225	Jr-TR	Houston, TX (Westside/Blinn JC)
28	Walsh, Kyle	DB	6-1	200	Fr-HS	College Station, TX (College Station)
15	Weigman, Conner	QB	6-2	215	Fr-HS	Cypress, TX (Bridgeland)
6	White, Enai	DL	6-5	230	Fr-HS	Philadelphia, PA (Imhotep Charter)
32	White Jr., Andre	LB	6-3	235	Sr-3L	Harrisburg, PA (Harrisburg)
57	Williams, Luke	OL	6-6	290	Fr-RS	Cedar Park, TX (Cedar Park)
59	Williams, PJ	OL	6-4	285	Fr-HS	Dickinson, TX (Dickinson)
42	Wright, Max	TE	6-4	255	Gr-4L	Katy, TX (Katy Taylor)
77	Wykoff, Matthew	OL	6-6	330	Fr-RS	Magnolia, TX (Magnolia)
43	Zettler, Alex	DB	6-0	200	Gr-1L	West Jordan, UT (Brighton)
60	Zuhn III, Trey	OL	6-6	320	Fr-RS	Ft. Collins, CO (Fossil Ridge)

TEXAS A&M NUMERICAL ROSTER

NO.	PLAYER	POS.	HT	WT	CL-EXP	HOMETOWN (HIGH SCHOOL/PREV. SCHOOL)
0	Jones, Myles	DB	6-4	190	Gr-4L	Magnolia, TX (West)
0	Smith, Ainias	WR	5-10	190	Sr-3L	Missouri City, TX (Ft. Bend Dulles)
1	Anderson, Bryce	DB	5-11	195	Fr-HS	Beaumont, TX (West Brook)
1	Stewart, Evan	WR	5-11	170	Fr-HS	Frisco, TX (Liberty)
2	Harris, Denver	DB	5-11	175	Fr-HS	Houston, TX (North Shore)
2	Lane, Chase	WR	6-0	195	Gr-3L	Houston, TX (St. Pius X)
3	Bouie, Smoke	DB	5-11	180	Fr-HS	Bainbridge, GA (Bainbridge)
3	Price, Devin	WR	6-3	200	Jr-2L	College Station, TX (A&M Consolidated)
4	Daniels, Amari	RB	5-8	200	So-SQ	Miami, FL (Central)
4	Stewart, Shemar	DL	6-4	285	Fr-HS	Miramar, FL (Monsignor Pace)
5	Preston, Jalen	WR	6-2	220	Sr-3L	Manvel, TX (Manvel)
5	Turner, Shemar	DL	6-4	300	So-1L	DeSoto, TX (DeSoto)
6	Achane, Devon	RB	5-9	185	Jr-2L	Missouri City, TX (Ft. Bend Marshall)
6	White, Enai	DL	6-5	230	Fr-HS	Philadelphia, PA (Imhotep Charter)
7	Chappell, Tyreek	DB	5-11	185	So-1L	Philadelphia, PA (Northeast)
7	Muhammad III, Moose	WR	6-1	195	So-2L	Charlotte, NC (Myers Park)
8	Brown, Yulkeith	WR	5-10	175	So-1L	Miami, FL (Central)
8	Lucas, Anthony	DL	6-6	270	Fr-HS	Scottsdale, AZ (Chaparral)
9	Taylor, Bobby	DB	6-0	190	Fr-HS	Katy, TX (Katy)
9	Thomas, Noah	WR	6-5	195	Fr-HS	Pearland, TX (Clear Springs)
10	Diggs, Fadil	DL	6-5	260	So-2L	East Camden, NJ (Woodrow Wilson)
10	Marshall, Chris	WR	6-3	205	Fr-HS	Missouri City, TX (Ft. Bend Marshall)
11	Harmon, Deuce	DB	5-10	200	So-1L	Corinth, TX (Denton Guyer)
11	Smith, Blake	TE	6-4	255	So-SQ	Southlake, TX (Carroll)
12	Choate, Connor	DS	6-1	200	Gr-3L	Coppell, TX (Coppell)
13	Jeady, Elijah	DL	6-3	295	Fr-RS	Philadelphia, PA (Northeast)
13	King, Haynes	QB	6-3	205	So-1L	Longview, TX (Longview)
14	Johnson, Max	QB	6-5	220	Jr-TR	Athens, GA (Oconee County/LSU)
14	Mathews, Jacoby	DB	6-1	205	Fr-HS	Ponchatoula, LA (Ponchatoula)
15	Regis, Albert	DL	6-1	320	Fr-RS	LaPorte, TX (LaPorte)
15	Weigman, Conner	QB	6-2	215	Fr-HS	Cypress, TX (Bridgeland)
16	George, Brian	DB	6-2	195	Sr-1L	South Bay, FL (Glades Central/Highland (KS) CC)
16	Jackson, Kenyon	WR	6-6	195	Jr-2L	Loganville, GA (Grayson)
17	Jones, Jaylon	DB	6-2	205	Jr-2L	Cibolo, TX (Steele)
17	Stowers, Eli	QB	6-4	215	Fr-RS	Corinth, TX (Denton Guyer)
18	Green, Donovan	TE	6-4	235	Fr-HS	Dickinson, TX (Dickinson)
18	Overton, LT	DL	6-5	280	Fr-HS	Milton, GA (Milton)
19	Groves-Killebrew, Marquis	DB	6-0	180	Fr-HS	Kennesaw, GA (North Cobb)
19	Johnson, Jake	TE	6-5	235	Fr-HS	Athens, GA (Oconee County)
20	Bost, Blake	QB	6-2	195	So-1L	Groves, TX (Port Neches-Groves)
20	Gilbert, Jardin	DB	6-1	185	So-1L	White Castle, LA (University)
21	Moten, Josh	DB	6-0	165	So-SQ	Waldorf, MD (National Christian Academy)
21	Novicke, Dallas	QB	6-0	197	Fr-HS	East Bernard, TX (East Bernard)
22	Moczulski, Ethan	PLK	5-11	200	Fr-HS	Spokane, WA (Mt. Spokane)
22	Moss, Le'Veon	RB	5-11	200	Fr-HS	Walker, LA (Istrouma College Prep)
23	Brasher, Jacob	WR	6-1	181	Fr-HS	Allen, TX (Allen)
23	Lee Jr., Tarian	LB	6-2	235	Jr-2L	Tallahassee, FL (Godby)
24	Crownover, Earnest	RB	6-3	230	Jr-2L	Grandview, TX (Grandview/Kilgore JC)
24	Russell Jr., Chris	LB	6-2	235	Sr-3L	Dyersburg, TN (Dyersburg)
25	DiNota, Anthony	RB	6-0	207	Fr-RS	Frisco, TX (Frisco)
25	Harris, Ish	LB	6-2	205	Fr-HS	Pilot Point, TX (Pilot Point)
26	Richardson, Demani	DB	6-1	210	Sr-3L	Waxahachie, TX (Waxahachie)
27	Johnson, Antonio	DB	6-3	195	Jr-2L	East St. Louis, IL (East St. Louis)
27	Oksnee, Jackson	QB	6-0	185	Fr-RS	Newport Beach, CA (Corona Del Mar)
28	Surber, Caleb	WR	6-0	175	Fr-RS	Fair Oaks Ranch, TX (Boerne-Champion)
28	Walsh, Kyle	DB	6-1	200	Fr-HS	College Station, TX (College Station)
29	Mathews, Sam	LB	6-3	210	Sr-1L	League City, TX (Clear Creek)
30	Adeleye, Tunmise	DL	6-4	290	Fr-RS	Katy, TX (Tompkins)
31	Maleski, Andrew	WR	5-10	185	Fr-HS	Cypress, TX (Bridgeland)
32	Rush, Jaxon	WR	6-1	170	Fr-HS	Austin, TX (Austin)
32	White Jr., Andre	LB	6-3	235	Sr-3L	Harrisburg, PA (Harrisburg)
33	Kerr, Jarred	DB	5-11	175	Fr-HS	Lexington, TX (Lexington)
33	Shelling, Charles	RB	5-10	200	Jr-TR	Missouri City, TX (Hightower/Cisco JC)
34	Johnson Jr., LJ	RB	5-10	215	Fr-RS	Cypress, TX (Cy-Fair)
34	Raikes, Isaiah	DL	6-1	325	Jr-2L	Woodbury, NJ (St. Augustine Prep)

NO.	PLAYER	POS.	HT	WT	CL-EXP	HOMETOWN (HIGH SCHOOL/PREV. SCHOOL)
35	Jackson, McKinnley	DL	6-2	325	Jr-2L	Lucedale, MS (George County)
35	Reaves, Bladen	RB	5-11	195	Jr-SQ	Bryan, TX (Pleasant Grove (Texarkana))
36	Davis, Caden	PLK	6-3	200	Gr-3L	Coppell, TX (Coppell)
38	Guerrieri, Alan	P/K	6-0	200	Jr-SQ	College Station, TX (College Station)
38	Smoot, Will	DB	5-10	180	Jr-SQ	Houston, TX (Kingwood Park)
39	Garcia, Cade	DB	5-8	185	Gr-RS	Ft. Worth, TX (Christian/Tarrant CC)
40	Harris Jr., Martrell	LB	6-2	225	Fr-HS	The Woodlands, TX (The Woodlands)
41	Hughes, Avery	DB	6-0	180	So-SQ	Sugar Land, TX (Ft. Bend Austin)
42	Robinson, Kent	DB	5-10	165	Fr-RS	Grand Prairie, TX (South Grand Prairie)
42	Wright, Max	TE	6-4	255	Gr-4L	Katy, TX (Katy Taylor)
43	Zettler, Alex	DB	6-0	200	Gr-1L	West Jordan, UT (Brighton)
45	Cooper, Edgerrin	LB	6-3	225	So-2L	Covington, LA (Covington)
47	Bond, Randy	PLK	5-10	190	So-SQ	Plano, TX (West)
48	Graham, Jacob	FB/DS	5-11	235	So-1L	Houston, TX (Memorial)
49	Able, Connor	DS	6-3	215	Fr-RS	Houston, TX (Stratford)
50	Slankar, Jaxton	LB	6-0	210	Fr-HS	College Station, TX (College Station)
50	Townsend, Garrett	DS	5-11	230	Jr-SQ	Houston, TX (Cypress Christian)
51	Hancock, Levi	DS	6-2	240	Fr-HS	Bryan, TX (Brazos Christian Academy)
51	Tullos, Kason	LB	6-2	215	Fr-RS	Spring, TX (Klein Oak)
52	Merrick, Andrew	LB	6-2	220	So-SQ	Dallas, TX (Parish Episcopal)
53	Boadi-Owusu, Nana	DL	6-2	234	Fr-HS	Arlington, TX (Martin)
54	Nabou, Mark	OL	6-4	345	Fr-HS	Lynwood, WA (O'Dea)
54	Waddy, Jalen	LB	6-0	225	Jr-TR	Houston, TX (Westside/Blinn JC)
55	Erb, Hunter	OL	6-6	330	Fr-HS	Newark, TX (V.R. Eaton)
55	Jones, Adarious	DL	6-4	300	Jr-2L	Virginia Beach, VA (Bishop Sullivan)
56	Sabra, John	OL	6-2	335	Jr-SQ	Magnolia, TX (Magnolia)
57	McNamara, Tyndall	LB	6-1	215	Fr-HS	College Station, TX (A&M Consolidated)
57	Williams, Luke	OL	6-6	290	Fr-RS	Cedar Park, TX (Cedar Park)
59	Williams, PJ	OL	6-4	285	Fr-HS	Dickinson, TX (Dickinson)
60	Zuhn III, Trey	OL	6-6	320	Fr-RS	Ft. Collins, CO (Fossil Ridge)
61	Foster, Bryce	OL	6-5	325	So-1L	Katy, TX (Taylor)
62	Rogers, Zach	OL	6-2	311	Fr-HS	Willis, TX (Willis)
63	Jackson, Chance	OL	6-1	305	Fr-HS	The Woodlands, TX (College Park)
64	Robinson, Layden	OL	6-4	330	Jr-3L	Manvel, TX (Manvel)
66	Spasojevic-Moko, Jordan	OL	6-5	320	So-RS	Brisbane, Australia (Rhinos)
68	Strickland, Remington	OL	6-4	300	Fr-RS	Sugar Land, TX (Ft. Bend Christian)
70	Bankhead, Josh	OL	6-5	305	So-1L	The Woodlands, TX (College Park)
72	Jebson, Owen	OL	6-5	290	Fr-RS	College Station, TX (College Station)
74	Ogunbiyi, Aki	OL	6-4	320	So-1L	Houston, TX (Kempner)
75	Dewberry, Kam	OL	6-4	330	Fr-HS	Humble, TX (Atascocita)
76	Fatheree II, Reuben	OL	6-8	325	So-1L	Richmond, TX (Foster)
77	Wykoff, Matthew	OL	6-6	330	Fr-RS	Magnolia, TX (Magnolia)
78	Crownover, Demetrious	OL	6-6	300	Fr-RS	Grandview, TX (Grandview)
79	Bailey, James	OL	6-3	300	Fr-HS	Katy, TX (Paetow)
80	Vivaldi, Hunter	WR	5-10	160	Fr-HS	Bryan, TX (Bryan)
81	Fitzgerald, Kyle	DB	6-4	195	Sr-SQ	San Antonio, TX (Brandeis)
81	Turner, Pierce	WR	6-3	195	Fr-HS	Austin, TX (Westlake)
82	Garza, Fernando	TE	6-5	245	Fr-RS	Katy, TX (Katy)
83	Campbell, Ryan	WR	6-2	185	Jr-SQ	New Orleans, LA (Mesquite Horn)
86	Melin Öhrström, Theo	TE	6-5	255	Fr-HS	Stockholm, Sweden (RIG Academy)
87	Stepotee, Keith	DB	5-11	190	So-SQ	Navasota, TX (Navasota)
88	Figueroa, Nathan	TE	6-3	236	Fr-HS	Brenham, TX (Faith Academy)
88	Nolen, Walter	DL	6-4	320	Fr-HS	Powell, TN (Powell)
90	Fitts, Jacob	OL	6-0	286	So-SQ	Omaha, TX (Pewitt)
91	Burris Jr., Marcus	DL	6-4	290	Fr-RS	Texarkana, TX (Pleasant Grove)
92	Sylla, Malick	DL	6-5	230	Fr-HS	Katy, TX (Katy)
93	Beltran, Drew	DL	5-11	260	So-SQ	Longview, TX (Longview)
94	Bhatia, Drake	PLK	5-7	150	So-SQ	Houston, TX (Episcopal)
94	Polk, Cody	DL	6-7	230	Fr-HS	Dallas, TX (Trinity Christian Academy)
95	Constantinou, Nik	P	6-3	225	Gr-3L	Melbourne, Australia (Penleigh & Essendon)
95	Overton, Micaiah	DL	6-3	300	Jr-TR	Bessemer, AL (Bessemer Academy/Liberty)
96	Jackson, Nathan	DL	5-10	264	Fr-RS	Red Oak, TX (Red Oak)
97	Pepin, Travis	DL	6-1	255	Gr-SQ	Rusk, TX (Rusk/East Texas Baptist)
98	Johnson, Jordan	DL	6-1	300	Jr-SQ	Dallas, TX (Seagoville)
99	Brownlow-Dindy, Gabriel	DL	6-3	300	Fr-HS	Lakeland, FL (Lakeland)

LAST 10 SINGLE-GAME PERFORMANCES

10-OR-MORE TACKLES GAME

PLAYER	DATE	OPP.	TACKLES
Antonio Johnson	Sept. 10, 2022	App State	13
Chris Russell Jr.	Sept. 10, 2022	App State	11
Edgerrin Cooper	Sept. 10, 2022	App State	10
Demani Richardson	Nov. 13, 2021	@ Ole Miss	13
Edgerrin Cooper	Nov. 13, 2021	@ Ole Miss	11
Antonio Johnson	Nov. 13, 2021	@ Ole Miss	11
Leon O'Neal Jr.	Nov. 13, 2021	@ Ole Miss	10
Antonio Johnson	Oct. 3, 2021	Mississippi State	15
Aaron Hansford	Oct. 3, 2021	Mississippi State	13
Buddy Johnson	Nov. 28, 2020	LSU	10

300-YARD PASSING GAME

PLAYER	DATE	OPP.	PASS YDS
Haynes King	Sept. 3, 2022	Sam Houston	364
Kellen Mond	Oct. 10, 2020	Florida	338
Kellen Mond	Oct. 3, 2020	@ Alabama	318
Kellen Mond	Sept. 21, 2019	Auburn	335
Kellen Mond	Sept. 14, 2019	Lamar	317
Kellen Mond	Oct. 13, 2018	@ South Carolina	353
Kellen Mond	Sept. 8, 2018	Clemson	430
Nick Starkel	Dec. 29, 2017	N Wake Forest	499
Nick Starkel	Nov. 11, 2017	New Mexico	416
Kellen Mond	Sept. 16, 2017	Louisiana	301

100-YARD RUSHING GAME

PLAYER	DATE	OPP.	RUSH YDS
Devon Achane	Nov. 13, 2021	@ Ole Miss	110
Isaiah Spiller	Nov. 6, 2021	Auburn	112
Devon Achane	Oct. 23, 2021	South Carolina	154
Isaiah Spiller	Oct. 23, 2021	South Carolina	102
Isaiah Spiller	Oct. 16, 2021	@ Missouri	168
Devon Achane	Oct. 16, 2021	@ Missouri	124
Isaiah Spiller	Oct. 2, 2021	Mississippi State	100
Isaiah Spiller	Sept. 18, 2021	New Mexico	117
Devon Achane	Sept. 4, 2021	Kent State	124
Isaiah Spiller	Sept. 4, 2021	Kent State	113

100-YARD RECEIVING GAME

PLAYER	DATE	OPP.	REC YDS
Ainias Smith	Sept. 3, 2022	Sam Houston	164
Demond Demas	Sept. 18, 2021	New Mexico	100
Ainias Smith	Sept. 4, 2021	Kent State	100
Ainias Smith	Jan. 2, 2021	N North Carolina	125
Caleb Chapman	Oct. 10, 2020	Florida	151
Ainias Smith	Oct. 3, 2020	@ Alabama	123
Jhamon Ausbon	Sept. 21, 2019	Auburn	111
Jhamon Ausbon	Sept. 14, 2019	Lamar	109
Quartney Davis	Nov. 24, 2018	LSU	101
Jace Sternberger	Oct. 13, 2018	@ South Carolina	145

10-OR-MORE RECEPTIONS GAME

PLAYER	DATE	OPP.	REC
Christian Kirk	Dec. 29, 2017	N Wake Forest	13
Jhamon Ausbon	Dec. 29, 2017	N Wake Forest	12
Josh Reynolds	Dec. 28, 2016	N Kansas State	12
Christian Kirk	Oct. 1, 2016	@ South Carolina	12
Christian Kirk	Dec. 30, 2015	N Louisville	10
Josh Reynolds	Dec. 30, 2015	N Louisville	11
Speedy Noil	Oct. 11, 2014	Ole Miss	11
Ricky Seals-Jones	Oct. 4, 2014	@ Mississippi State	10
Malcome Kennedy	Aug. 28, 2014	@ South Carolina	14
Mike Evans	Oct. 19, 2013	Auburn	11

200-YARD ALL-PURPOSE GAME

PLAYER	DATE	OPP.	A-P YDS
Isaiah Spiller	Nov. 2, 2019	UTSA	224
Trayveon Williams	Dec. 31, 2018	N NC State	241
Trayveon Williams	Nov. 10, 2018	Ole Miss	243
Trayveon Williams	Oct. 6, 2018	Kentucky	210
Trayveon Williams	Aug. 30, 2018	Northwestern State	242
Christian Kirk	Dec. 29, 2017	N Wake Forest	219
Christian Kirk	Nov. 11, 2017	New Mexico	210
Trayveon Williams	Nov. 4, 2017	Auburn	233
Christian Kirk	Sept. 23, 2017	N Arkansas	246
Trayveon Williams	Sept. 3, 2017	UCLA	203

THE LAST TIME...

100-YARD RUSHER

by A&M.....110, Devon Achane vs. Ole Miss (Nov. 13, 2021)
by Opp.....112, Camerun Peoples of App State (Sept. 10, 2022)

TWO 100-YARD RUSHERS

by A&M.....154, Devon Achane vs. South Carolina (Oct. 23, 2021)
102, Isaiah Spiller vs. South Carolina (Oct. 23, 2021)
by Opp.....127, Derrius Guice of LSU (Nov. 25, 2017)
106, Darrel Williams of LSU (Nov. 25, 2017)

200-YARD RUSHER

by A&M.....217, Isaiah Spiller vs. UTSA (Nov. 2, 2019)
by Opp.....285, Derrius Guice of LSU (Nov. 24, 2016)

60-YARD RUSH PLAY

by A&M.....68, Devon Achane vs. Auburn (Nov. 6, 2021)
by Opp.....69, Jerrion Ealy of Ole Miss (Oct. 19, 2019)

THREE-OR-MORE RUSHING TDs

by A&M.....3, Isaiah Spiller vs. UTSA (Nov. 2, 2019)
by Opp.....3, Joe Burrow of LSU (Nov. 22, 2018)

TEAM RUSHED FOR 300 YARDS

by A&M.....303 vs. Kent State (Sept. 4, 2021)
by Opp.....365, Mississippi State (Nov. 5, 2016)

TEAM RUSHED FOR LESS THAN 100 YARDS

by A&M.....89 vs. App State (Sept. 10, 2022)
by Opp.....73 by Auburn (Nov. 6, 2021)

300-YARD PASSER

by A&M.....364, Haynes King vs. Sam Houston (Sept. 3, 2022)
by Opp.....306, Max Johnson of LSU (Nov. 27, 2021)

400-YARD PASSER

by A&M.....430, Kellen Mond vs. Clemson (Sept. 8, 2018)
by Opp.....408, Will Rogers of Mississippi State (Oct. 2, 2021)

SCORED ON OVER A 50-YARD PASS PLAY

by A&M.....66 yds, Yulkeith Brown from Haynes King vs. Sam Houston (Sept. 3, 2022)
63 yds, Ainiyas Smith from Haynes King vs. Sam Houston (Sept. 3, 2022)
by Opp.....61 yds, Trey Palmer from Max Johnson of LSU (Nov. 27, 2021)

30 PASS COMPLETIONS

by A&M.....31, Kellen Mond vs. Auburn (Sept. 21, 2019)
by Opp.....46, Will Rogers of Mississippi State (Oct. 2, 2021)

40 PASS ATTEMPTS

by A&M.....41, Zach Calzada at Ole Miss (Nov. 13, 2021)
by Opp.....Tyler van Dyke of Miami (Sept. 17, 2022)

THREE-OR-MORE TD PASSES

by A&M.....3, Haynes King vs. Sam Houston (Sept. 3, 2022)
by Opp.....3, Max Johnson of LSU (Nov. 27, 2021)

FOUR-OR-MORE TD PASSES

by A&M.....4, Kellen Mond at South Carolina (Nov. 7, 2020)
by Opp.....4, Kyle Trask of Florida (Oct. 10, 2020)

100-YARD RECEIVER

by A&M.....164, Ainiyas Smith vs. Sam Houston (Sept. 3, 2022)
by Opp.....169, Jaray Jenkins of LSU (Nov. 27, 2021)

10-OR-MORE RECEIVERS

by A&M.....10 vs. Sam Houston (Sept. 3, 2022)
by Opp.....10, South Carolina (Oct. 23, 2021)

10-OR-MORE RECEPTIONS

by A&M.....13, Christian Kirk & 12, Jhamon Ausbon vs. Wake Forest (Dec. 29, 2017)
by Opp.....10, Jameson Williams of Alabama (Oct. 9, 2021)

FOUR FIELD GOALS

by A&M.....4, Seth Small vs. Auburn (Nov. 6, 2021)
by Opp.....4, Rodrigo Blankenship of Georgia (Nov. 23, 2019)

50-YARD FIELD GOAL

by A&M.....50, Seth Small vs. Arkansas (Sept. 28, 2019)
by Opp.....50, Cade York of LSU (Nov. 27, 2021)

60-YARD FIELD GOAL

by A&M.....62, Terence Kitchens vs. Southern Miss (Sept. 25, 1999)

RECORDED A BLOCKED PUNT

by A&M.....Fadil Diggs vs. Prairie View (2nd Qtr) (Nov. 20, 2021)
by Opp.....Ja'Corey Brooks of Alabama (3rd Qtr) (Oct. 9, 2021)

RECORDED A BLOCKED FIELD GOAL ATTEMPT

by A&M.....Albert Regis vs. Miami (2nd Qtr) (Sept. 17, 2022)
by Opp.....M.J. Webb of South Carolina (3rd Qtr) (Oct. 23, 2021)

A KICKOFF WAS RETURNED FOR A TD

by A&M.....95 yards, Devon Achane vs. App State (Sept. 10, 2022)
by Opp.....100 yards, Elijah Lilly of New Mexico (Nov. 11, 2017)

OPENING KICKOFF WAS RETURNED FOR A TD

by A&M.....100 yards, Jashaun Corbin vs. Arkansas (Sept. 29, 2018)

PUNT RETURN FOR A TD

by A&M.....95 yards, Ainiyas Smith vs. South Carolina (Oct. 23, 2021)
by Opp.....59 yards, Jessie Bates of Wake Forest (Dec. 29, 2017)

BLOCKED PUNT RETURN FOR A TD

by A&M.....Charles Oliver vs. Wake Forest, 0 yards (Dec. 29, 2017)
by Opp.....King Mwikuta of Alabama, 0 yards (Oct. 9, 2021)

INTERCEPTION RETURNED FOR A TD

by A&M.....Leon O'Neal vs. Kent State, 85 yds (Sept. 4, 2021)
by Opp.....Emmanuel Forbes of Miss. St. , 60 yds (Oct. 17, 2020)

FUMBLE RECOVERY FOR A TD

by A&M.....Aaron Hansford vs. Prairie View (Nov. 20, 2021)
by Opp.....AJ Finley of Ole Miss, 52 yards (Nov. 13, 2021)

A TEAM SCORED A SAFETY

by A&M.....vs. Alabama in College Station (Oct. 7, 2017)
(Gillaspia blocked punt out of endzone)
by Opp.....by Ole Miss in Oxford (Nov. 13, 2021)
(tackle in the endzone)

OVERTIME HISTORY

(14-6 OVERALL, 9-3 HOME, 1-2 AWAY, 4-1 NEUTRAL)

Nov. 1, 1997	A&M 28, Oklahoma State 25	1 OT	College Station
Dec. 5, 1998	A&M 36, Kansas State 33	2 OT	St. Louis (Big 12 Championship)
Dec. 31, 2000	Mississippi State 43, A&M 41	1 OT	Shreveport, La. (Independence Bowl)
Oct. 5, 2002	Texas Tech 48, A&M 47	1 OT	College Station
Nov. 16, 2002	Missouri 33, A&M 27	2 OT	College Station
Oct. 23, 2004	A&M 29, Colorado 26	1 OT	College Station
Oct. 30, 2004	Baylor 35, A&M 34	1 OT	Waco, Texas
Nov. 13, 2004	A&M 32, Texas Tech 25	1 OT	College Station
Oct. 1, 2005	A&M 16, Baylor 13	1 OT	College Station
Oct. 21, 2006	A&M 34, Oklahoma State 33	1 OT	Stillwater, Okla.
Sept. 8, 2007	A&M 47, Fresno State 45	3 OT	College Station
Oct. 29, 2011	Missouri 38, A&M 31	1 OT	College Station
Nov. 11, 2011	Kansas State 53, A&M 50	4 OT	Manhattan, Kan.
Sept. 27, 2014	A&M 35, Arkansas 28	1 OT	Arlington, Texas
Sept. 26, 2015	A&M 28, Arkansas 21	1 OT	Arlington, Texas
Sept. 3, 2016	A&M 31, UCLA 24	1 OT	College Station
Oct. 8, 2016	A&M 45, Tennessee 38	2 OT	College Station
Sept. 23, 2017	A&M 50, Arkansas 43	1 OT	Arlington, Texas
Oct. 6, 2018	A&M 20, Kentucky 14	1 OT	College Station
Nov. 22, 2018	A&M 74, LSU 72	7 OT	College Station

INDIVIDUAL 2022 SEASON & CAREER HIGHS

OFFENSE

#2 - CHASE LANE

2 vs. Sam Houston..... **Rec.**.....6 at Alabama, 2020
 25 vs. Sam Houston..... **Rec. Yds**.....70 at Miss. State, 2020
 n/a..... **Rec. TDs**.....1, 2x, last at Miss. State, 2020
 17 vs. Sam Houston..... **Long Play**.....51 at Miss. State, 2020

#10 - CHRIS MARSHALL

..... **Rec.**.....4 vs. Sam Houston, 2022
 **Rec. Yds**.....41 vs. Sam Houston, 2022
 **Rec. TDs**.....n/a
 **Long Play**.....15 vs. Sam Houston, 2022

#7 - MOOSE MUHAMMAD III

1 vs. Sam Houston..... **Rec.**.....3 vs. New Mexico, 2021
 16 vs. Sam Houston..... **Rec. Yds**.....52 at LSU, 2021
 n/a..... **Rec. TDs**.....1, 2x, last at LSU, 2021
 16 vs. Sam Houston..... **Long Play**.....39 at LSU, 2021

#5 - JALEN PRESTON

1 vs. Sam Houston..... **Rec.**.....4 vs. Vanderbilt, 2020
 5 vs. Sam Houston..... **Rec. Yds**.....57 at LSU, 2021
 n/a..... **Rec. TDs**.....2 at LSU, 2021
 5 vs. Sam Houston..... **Long Play**.....38 vs. Mississippi State, 2021

#1 - EVAN STEWART

..... **Rec.**.....5, 2x, last vs. App State, 2022
 **Rec. Yds**.....57 vs. Sam Houston, 2022
 **Rec. TDs**.....n/a
 **Long Play**.....23 vs. Sam Houston, 2022

#8 - YULKEITH BROWN

2, 2x, last vs. App State..... **Rec.**.....2, 2x, last vs. App State, 2022
 68 vs. Sam Houston..... **Rec. Yds**.....68 vs. Sam Houston, 2022
 1 vs. Sam Houston..... **Rec. TDs**.....1 vs. Sam Houston, 2022
 66 vs. Sam Houston..... **Long Play**.....66 vs. Sam Houston, 2022
 **Rushes**.....1, 2x, last vs. Prairie View, 2021
 **Rush Yds**.....45 vs. Prairie View, 2021
 **Rush TD**.....n/a
 **Long Play**.....45 vs. Prairie View, 2021

#0 - AINIAS SMITH

6 vs. Sam Houston..... **Rec.**.....8 vs. Kent State, 2021
 164 vs. Sam Houston..... **Rec. Yds**.....164 vs. Sam Houston, 2022
 2 vs. Sam Houston..... **Rec. TDs**.....2, 5x, last vs. Sam Houston
 63 vs. Sam Houston..... **Long Play**.....63 vs. Sam Houston 0
 3 vs. Sam Houston..... **Rushes**.....10, 2x, last at Miss. State, 2020
 11 vs. Sam Houston..... **Rush Yds**.....70 at Tennessee, 2020
 n/a..... **Rush TD**.....1, 4x, last at Tennessee, 2020
 9 vs. Sam Houston..... **Long Play**.....38 at Tennessee, 2020

#6 - DEVON ACHANE

18, 2x, last vs. Miami..... **Rush**.....20 vs. South Carolina, 2021
 88 vs. Miami..... **Rush Yds**.....154 vs. South Carolina, 2021
 1 vs. Sam Houston..... **Rush TDs**.....2, 5x, last vs. Prairie View, 2021
 22 vs. Miami..... **Long Play**.....76 vs. UNC, 2020
 4 vs. Miami..... **Rec.**.....6 vs. Arkansas, 2021
 42 vs. Miami..... **Rec. Yds**.....72 at LSU, 2021
 1 vs. Miami..... **Rec. TDs**.....1, 3x, last vs. Miami, 2022
 25 vs. Miami..... **Long Play**.....52 at South Carolina, 2020

#4 - AMARI DANIELS

1 vs. Sam Houston..... **Rush**.....8vs. Prairie View, 2021
 1 vs. Sam Houston..... **Rush Yds**.....70 vs. Prairie View, 2021
 n/a..... **Rush TDs**.....1 vs. Prairie View, 2021
 1 vs. Sam Houston..... **Long Play**.....14 vs. Prairie View, 2021

#13 - HAYNES KING

20 vs. Sam Houston..... **Comp**.....21 vs. Kent State, 2021
 31 vs. Sam Houston..... **Att**.....33 vs. Kent State, 2021
 364 vs. Sam Houston..... **Pass Yds**.....364 vs. Sam Houston, 2022
 3 vs. Sam Houston..... **Pass TD**.....3 vs. Sam Houston, 2022
 66 vs. Sam Houston..... **Long Pass**.....66 vs. Sam Houston, 2022
 6 vs. Sam Houston..... **Rushes**.....6 vs. Sam Houston, 2022
 35 vs. Sam Houston..... **Rush Yds**.....43 at Alabama, 2020
 11 vs. Sam Houston..... **Long Rush**.....22 at Alabama, 2020
 n/a..... **Rush TD**.....n/a

#14 - MAX JOHNSON

10 vs. Miami..... **Comp**.....27 vs. Ole Miss, 2020
 20 vs. Miami..... **Att**.....51 vs. Ole Miss, 2020
 140 vs. Miami..... **Pass Yds**.....435 vs. Ole Miss, 2020
 1 vs. Miami..... **Pass TD**.....5 vs. Central Michigan, 2021
 25 vs. Miami..... **Long Pass**.....67 vs. ULM, 2021

Italics denotes stats at LSU

DEFENSE

#30 - TUNMISE ADELEYE

..... **Tackles**.....5 vs. App State, 2022
 **TFL**.....0.5 vs. App State, 2022
 **QBH**.....3 vs. App State, 2022

#7 - TYREEK CHAPPELL

6 vs. Miami..... **Tackles**.....8 at Ole Miss, 2021
 1.0 vs. Miami..... **TFL**.....1.0, 3x, last vs. Miami, 2022
 2 vs. Miami..... **PBU**.....4 vs. Mississippi State, 2021
 n/a..... **INT**.....1 vs. South Carolina, 2021

#45 - EDGERRIN COOPER

10 vs. App State..... **Tackles**.....11 at Ole Miss, 2021
 1.0 vs. Sam Houston..... **TFL**.....2.0 at Ole Miss, 2021
 n/a..... **Sacks**.....0.5 vs. Prairie View, 2021
 1, 3x, last vs. Miami..... **QBH**.....1, 5x, last vs. Miami, 2022
 2 vs. Miami..... **PBU**.....2 vs. Miami, 2022
 n/a..... **INT**.....1 vs. New Mexico, 2021

#10 - FADIL DIGGS

5 vs. Sam Houston..... **Tackles**.....5 vs. Sam Houston, 2022
 n/a..... **TFL**.....1.5 vs. Prairie View, 2021
 n/a..... **Sacks**.....1.0 vs. Kent State, 2021

#16 - BRIAN GEORGE

1 vs. Sam Houston..... **Tackles**.....4 at Colorado, 2021
 1 vs. Sam Houston..... **PBU**.....1, 2x, last vs. Sam Houston, 2022
 n/a..... **INT**.....1 at Tennessee, 2020

#20 - JARDIN GILBERT

6 vs. Miami..... **Tackles**.....6 vs. Miami, 2022
 n/a..... **TFL**.....0.5 vs. Kent State, 2021
 n/a..... **Sacks**.....0.5 vs. Kent State, 2021
 2 vs. Miami..... **PBU**.....2 vs. Miami, 2022
 1 vs. Sam Houston..... **INT**.....1 vs. Sam Houston, 2022

#11 - DEUCE HARMON

2 vs. App State..... **Tackles**.....6 vs. Mississippi State, 2021
 n/a..... **TFL**.....1.0 vs. New Mexico, 2021
 n/a..... **PBU**.....1 at LSU, 2021
 n/a..... **INT**.....1 vs. South Carolina, 2021

#2 - DENVER HARRIS

..... **Tackles**.....3 vs. App State, 2022

#35 - MCKINNLEY JACKSON

n/a..... **Tackles**.....4 at Ole Miss, 2021
 n/a..... **TFL**.....1.0 vs. New Mexico, 2021
 n/a..... **INT**.....1 vs. South Carolina, 2021

#27 - ANTONIO JOHNSON

13 vs. App State..... **Tackles**.....15 vs. Mississippi State, 2021
 1.0 vs. Sam Houston..... **TFL**.....2.5 at Ole Miss, 2021
 1.0 vs. Sam Houston..... **Sacks**.....1.0, 2x, last vs. Sam Houston
 n/a..... **PBU**.....2 at Colorado, 2021
 n/a..... **FF**.....1 vs. Prairie View, 2022
 1 vs. Miami..... **QBH**.....1, 2x, last vs. Miami, 2022
 n/a..... **INT**.....1 at Missouri, 2021

#55 - ADARIOUS JONES

..... **Tackles**.....3 vs. Kent State, 2021
 **TFL**.....0.5 vs. Prairie View, 2021
 **Sacks**.....0.5 vs. Prairie View, 2021

#17 - JAYLON JONES

9 vs. Miami..... **Tackles**.....9 vs. Miami, 2022
 n/a..... **TFL**.....1.0, 2x, last vs. New Mexico, 2021
 1 vs. Miami..... **PBU**.....2, 3x, last at LSU, 2021
 n/a..... **INT**.....1, 2x, last at Missouri, 2021

#0 - MYLES JONES

..... **Tackles**.....9, vs Wake Forest, 2017
 **TFL**.....1.0, 5x, last vs. Arkansas, 2020
 **INT**.....2 vs. Texas State, 2019
 **PBU**.....3 vs. New Mexico, 2017
 **FF**.....1, 2x, last vs. Miss. St., 2019

#23 - TARIAN LEE

4 vs. App State..... **Tackles**.....4 vs. App State, 2022
 0.5 vs. App State..... **TFL**.....0.5 vs. App State, 2022

#88 - WALTER NOLAN

..... **Tackles**.....3 vs. Sam Houston, 2022
 **QBH**.....1 vs. Sam Houston, 2022

#18 - LT OVERTON

..... **Tackles**.....2 vs. Sam Houston, 2022
 **TFL**.....1.0 vs. Sam Houston, 2022
 **Sacks**.....1.0 vs. Sam Houston, 2022
 **QBH**.....1 vs. Miami, 2022

#34 - ISAIHA RAIKES

6 vs. App State..... **Tackles**.....6 vs. App State, 2022
 1.0 vs. Miami..... **TFL**.....1.0 vs. Miami, 2022
 0.5 vs. Sam Houston..... **Sacks**.....0.5 vs. Sam Houston, 2022

#26 - DEMANI RICHARDSON

5, 2x, last vs. App State..... **Tackles**.....13 at Ole Miss, 2021
 1.5 vs. App State..... **TFL**.....2.0, 3x, last at LSU, 2021
 n/a..... **Sacks**.....1.0, 2x, last at LSU, 2021
 1 vs. App State..... **PBU**.....2 at LSU, 2021
 n/a..... **INT**.....1, 3x, last vs. Alabama, 2021
 1, 2x, last vs. Miami..... **FF**.....1, 4x, last vs. Miami, 2022

#24 - CHRIS RUSSELL JR.

11 vs. App State..... **Tackles**.....11 vs. App State, 2022
 0.5 vs. App State..... **TFL**.....1.0 vs. Kent State, 2021
 0.5 vs. App State..... **Sacks**.....0.5 vs. App State, 2022
 n/a..... **Block**.....1 at Miss. State, 2020

#4 - SHEMAR STEWART

..... **Tackles**.....5 vs. Miami, 2022
 **TFL**.....0.5 vs. Sam Houston, 2022
 **Sacks**.....0.5 vs. Sam Houston, 2022
 **QBH**.....1 vs. Miami, 2022
 **PBU**.....2 vs. Sam Houston, 2022

#5 - SHEMAR TURNER

5 vs. App State..... **Tackles**.....5 vs. App State, 2022
 0.5, 2x, last vs. Miami..... **TFL**.....1.5 vs. Kent State, 2021
 0.5 vs. App State..... **Sack**.....1.5 vs. Kent State, 2021
 1 vs. Miami..... **QBH**.....1 vs. Miami, 2022

#32 - ANDRE WHITE JR.

4 vs. Sam Houston..... **Tackles**.....9 vs. Auburn, 2021
 1.0 vs. Sam Houston..... **TFL**.....1.0, 5x, last vs. Sam Houston, 2022
 n/a..... **Sacks**.....1.0, 4x, last at Colorado, 2021
 n/a..... **QBH**.....1, 4x, last at Colorado, 2021
 2 vs. Sam Houston..... **PBU**.....2 vs. Sam Houston, 2022
 n/a..... **INT**.....1 vs. UNC, 2020
 1 vs. Sam Houston..... **FF**.....1 vs. Sam Houston, 2022

SPECIAL TEAMS

#0 - AINIAS SMITH

4 vs. Sam Houston..... **Punt Return**.....6 at Colorado, 2021
 19 vs. Sam Houston..... **Return Yds**.....95 vs. South Carolina, 2021
 9, 2x, last vs. Miami..... **Long Return**.....95 vs. South Carolina, 2021
 n/a..... **PR TD**.....1 vs. South Carolina, 2021
 **KO Returns**.....3 vs. Miss. St., 2019
 **Return Yds**.....49 vs. Miss. St., 2019
 **Long Return**.....31 vs. Arkansas, 2019

#6 - DEVON ACHANE

2, 2x, last vs. Miami..... **KO Returns**.....2, 2x, last vs. Miami, 2022
 120 vs. App State..... **Return Yds**.....120 vs. App State
 95 vs. App State..... **Long Return**.....96 vs. Alabama, 2021
 1 vs. App State..... **KOR TD**.....1, 2x, last vs. App State, 2022

#36 - CADEN DAVIS

1 vs. Sam Houston..... **FG Made**.....1 vs. Sam Houston, 2022
 40 vs. Sam Houston..... **Long FG Made**.....40 vs. Sam Houston, 2022
 4 vs. Sam Houston..... **PAT**.....4 vs. Sam Houston

#95 - NIK CONSTANTINOU

6 vs. Miami..... **Punts**.....12 vs. LSU, 2020
 57 vs. Miami..... **Long Punt**.....65 vs. Colorado, 2021
 3 vs. Miami..... **Punts I20**.....6 vs. LSU 2020

SMITH GAME-BY-GAME

2019

Opponent	Rushing				Receiving				Kick Return			Punt Return		
	No.	Yds.	TD	LG	Rec.	Yds.	TD	LG	Att/Yds	TD	LG	Att/Yds	TD	LG
8/29 Texas State					-- DNP --									
9/7 at Clemson	0	0	0	0	0	0	0	0	0/0	0	0	0/0	0	0
9/14 Lamar	0	0	0	0	6	66	1	20	1/16	0	16	0/0	0	0
9/21 Auburn	0	0	0	0	1	15	1	15	1/20	0	20	0/0	0	0
9/28 vs. Arkansas	0	0	0	0	5	80	1	30	1/31	0	31	1/9	0	9
10/12 Alabama	0	0	0	0	2	21	0	11	0/0	0	0	1/10	0	10
10/19 at Ole Miss	0	0	0	0	0	0	0	0	2/40	0	23	4/65	0	34
10/26 Mississippi State	0	0	0	0	0	0	0	0	3/49	0	21	1/10	0	10
11/2 UTSA	0	0	0	0	3	31	0	25	2/41	0	21	2/25	0	18
11/16 South Carolina	0	0	0	0	3	22	0	13	1/24	0	24	4/53	0	29
11/23 at Georgia	0	0	0	0	0	0	0	0	0/0	0	0	1/-6	0	0
11/30 at LSU	0	0	0	0	0	0	0	0	0/0	0	0	1/21	0	21
12/27 Oklahoma State	7	54	0	19	2	13	0	11	2/36	0	18	1/3	0	3
2019 Total	7	54	0	19	22	248	3	30	13/257	0	31	16/190	0	34

2020

Opponent	Rushing				Receiving				Kick Return			Punt Return		
	No.	Yds.	TD	LG	Rec.	Yds.	TD	LG	Att/Yds	TD	LG	Att/Yds	TD	LG
9/26 Vanderbilt	10	51	1	25	2	27	0	26	0/0	0	0	2/2	0	2
10/3 at Alabama	5	29	0	14	6	123	2	47	0/0	0	0	0/0	0	0
10/10 Florida	5	23	0	9	4	53	0	30	0/0	0	0	0/0	0	0
10/17 at Mississippi State	10	52	0	14	5	20	1	9	0/0	0	0	3/34	0	22
10/31 Arkansas	3	31	1	15	6	67	1	35	0/0	0	0	3/23	0	11
11/7 at South Carolina	1	1	0	1	3	22	1	12	0/0	0	0	3/3	0	7
11/28 LSU	0	0	0	0	3	36	0	18	0/0	0	0	2/8	0	5
12/5 at Auburn	7	36	1	14	4	62	0	38	0/0	0	0	0/0	0	0
12/19 at Tennessee	8	70	1	38	4	29	1	11	0/0	0	0	0/0	0	0
1/2 vs. North Carolina	0	0	0	0	6	125	0	54	0/0	0	0	2/5	0	4
2020 Total	49	293	4	38	43	564	6	54	0/0	0	0	15/75	0	24

2021

Opponent	Rushing				Receiving				Kick Return			Punt Return		
	No.	Yds.	TD	LG	Rec.	Yds.	TD	LG	Att/Yds	TD	LG	Att/Yds	TD	LG
9/4 Kent State	3	16	0	8	8	100	2	27	0/0	0	0	4/11	0	13
9/11 vs. Colorado	1	3	0	3	3	19	0	8	0/0	0	0	6/50	0	13
9/18 New Mexico	0	0	0	0	2	16	0	11	0/0	0	0	4/78	0	39
9/25 vs. Arkansas	0	0	0	0	2	35	0	23	0/0	0	0	0/0	0	0
10/2 Mississippi State	1	3	0	3	5	30	0	9	0/0	0	0	1/19	0	19
10/9 Alabama	1	2	0	2	6	85	2	25	0/0	0	0	1/4	0	4
10/16 at Missouri	0	0	0	0	3	34	2	21	0/0	0	0	0/0	0	0
10/23 South Carolina	0	0	0	0	2	28	0	17	0/0	0	0	2/95	1	95
11/6 Auburn	1	1	0	1	4	44	0	18	0/0	0	0	3/5	0	2
11/13 at Ole Miss	0	0	0	0	5	77	0	25	0/0	0	0	1/-5	0	0
11/20 Prairie View	0	0	0	0	1	4	0	4	0/0	0	0	1/2	0	2
11/27 at LSU	1	1	0	1	6	37	0	10	0/0	0	0	0/0	0	0
2021 Total	8	26	0	8	47	509	6	27	0/0	0	0	23/259	1	95

2022

Opponent	Rushing				Receiving				Kick Return			Punt Return		
	No.	Yds.	TD	LG	Rec.	Yds.	TD	LG	Att/Yds	TD	LG	Att/Yds	TD	LG
9/3 Sam Houston	3	11	0	9	6	164	2	63	0/0	0	0	4/19	0	9
9/10 App State	0	0	0	0	4	21	0	11	0/0	0	0	1/1	0	1
9/17 Miami	0	0	0	0	4	74	0	25	0/0	0	0	3/7	0	9
9/24 Arkansas														
10/1 at Mississippi State														
10/8 at Alabama														
10/22 at South Carolina														
10/29 Ole Miss														
11/5 Florida														
11/12 at Auburn														
11/19 UMass														
11/26 LSU														
2022 Total	3	11	0	9	14	259	2	63	0/0	0	0	8/27	0	9
Career Total (37 GP)	67	384	4	38	126	1,580	17	63	13/257	0	31	62/551	1	95



AINIAS SMITH

WR • SR-3L • MISSOURI CITY, TEXAS [FORT BEND DULLES]

- Senior WR Ainias Smith has been one of the most versatile contributors on offense and special teams throughout his career.
- A triple-threat, Smith arrived in Aggieland as a wide receiver and moved to running back prior to the 2019 Texas Bowl, serving in that role through 2020. Last season he returned to wide receiver where he led the team with 47 receptions and six touchdowns and was second with 509 yards.
- The speedster was named to the Preseason Coaches All-SEC First Team as an all-purpose player and return specialist on the third team.
- Smith has recorded a reception in 26 consecutive games, dating back to the 2019 LSU game. Over that span, he has had 11 games in which he has had five-or-more catches and six with at least 75 yards.
- Smith started the 2022 season with a statement, racking up a career-high 164 receiving yards and adding two 40-plus yard touchdown grabs. His pair of aerial scores marked the seventh multi-touchdown game of his career and his fifth multi-receiving TD game.
- Smith is currently in a tie for seventh on A&M's all-time list with recent Texas A&M Hall of Fame inductee and Super Bowl Champion Mike Evans with 17 career TD grabs.
- Throughout his career he has handled the punt return duties where he has averaged 8.9 yards per return with one touchdown. Last season, he ranked third in the SEC and 11th nationally at 11.3 yards per return. As a freshman, he was the kickoff return specialist.
- Smith is currently tied for 10th all-time at A&M in career punt return yards with 551.
- Smith needs 228 all-purpose yards to become the 19th player in school history to reach the 3,000-yard plateau in career yards. A true quadruple threat, Smith has gained more than 250 yards as a rusher (384), receiver (1,580), punt returner (551) and kick returner (257). Among Aggies already in the 3,000-yard club, only six players even have stats in all four categories and just two -- Dante Hall and Larry Stegent -- had 250+ in all four.
- Against South Carolina in 2021, Smith returned a punt 95 yards to the end zone. Smith's 95-yard return is tied for the sixth-longest in SEC history.
- In the Aggies' upset over No. 1 Alabama, Smith led the Aggie wideouts with six catches for 85 yards and two touchdowns. In the game-tying drive, Smith hauled in two catches for 42 yards, including a 25-yard touchdown that tied the game with 3:00 remaining.
- Smith led the team in total touchdowns (10) in 2020, becoming the first Aggie to average a touchdown per game for an entire season since Trayveon Williams in 2018.
- Smith was not unfamiliar with the SEC prior to committing to Texas A&M, as his brother Maurice Smith was a cornerback at Alabama before transferring after graduation to Georgia. Maurice played four seasons in the NFL with the Miami Dolphins, Washington Football Team, Cincinnati Bengals and Tennessee Titans.

ACHANE GAME-BY-GAME

2020

Opponent	Rushing				Receiving				Kick Return			Punt Return		
	No.	Yds.	TD	LG	Rec.	Yds.	TD	LG	Att/Yds	TD	LG	Att/Yds	TD	LG
9/26 Vanderbilt									-- DNP --					
10/3 at Alabama	0	0	0	0	0	0	0	0	0/0	0	0	0/0	0	0
10/10 Florida									-- DNP --					
10/17 at Mississippi State	4	20	0	11	0	0	0	0	0/0	0	0	0/0	0	0
10/31 Arkansas	4	39	1	30	0	0	0	0	0/0	0	0	0/0	0	0
11/7 at South Carolina	13	65	1	14	2	70	1	52	0/0	0	0	0/0	0	0
11/28 LSU	1	1	0	1	0	0	0	0	0/0	0	0	0/0	0	0
12/5 at Auburn	9	99	0	29	1	3	0	3	0/0	0	0	0/0	0	0
12/19 at Tennessee	0	0	0	0	0	0	0	0	0/0	0	0	0/0	0	0
1/2 vs. North Carolina	12	140	2	76	2	24	0	15	0/0	0	0	0/0	0	0
2020 Total	43	364	4	76	5	97	1	52	0/0	0	0	0/0	0	0

2021

Opponent	Rushing				Receiving				Kick Return			Punt Return		
	No.	Yds.	TD	LG	Rec.	Yds.	TD	LG	Att/Yds	TD	LG	Att/Yds	TD	LG
9/4 Kent State	12	124	2	63	0	0	0	0	0/0	0	0	0/0	0	0
9/11 vs. Colorado	9	50	0	15	3	24	0	25	1/21	0	21	0/0	0	0
9/18 New Mexico	9	29	0	18	3	45	1	26	1/38	0	38	0/0	0	0
9/25 vs. Arkansas	5	24	0	8	6	18	0	14	1/32	0	32	0/0	0	0
10/2 Mississippi State	8	69	0	41	2	31	0	29	1/31	0	31	0/0	0	0
10/9 Alabama	7	34	0	11	3	45	0	33	1/96	1	96	0/0	0	0
10/16 at Missouri	16	124	2	20	1	27	0	27	0/0	0	0	0/0	0	0
10/23 South Carolina	20	154	1	35	0	0	0	0	0/0	0	0	0/0	0	0
11/6 Auburn	10	98	0	46	1	-1	0	0	1/10	0	10	0/0	0	0
11/13 at Ole Miss	12	110	2	24	0	0	0	0	1/16	0	16	0/0	0	0
11/20 Prairie View	10	45	2	11	0	0	0	0	1/34	0	34	0/0	0	0
11/27 at LSU	12	49	0	21	5	72	0	23	1/23	0	23	0/0	0	0
2021 Total	130	910	9	63	24	261	1	33	9/301	1	96	0/0	0	0

2022

Opponent	Rushing				Receiving				Kick Return			Punt Return		
	No.	Yds.	TD	LG	Rec.	Yds.	TD	LG	Att/Yds	TD	LG	Att/Yds	TD	LG
9/3 Sam Houston	18	42	1	12	1	9	0	9	1/24	0	24	0/0	0	0
9/10 App State	10	68	1	26	1	5	0	5	2/120	1	95	0/0	0	0
9/17 Miami	18	88	0	22	4	42	1	25	2/54	0	36	0/0	0	0
9/24 Arkansas														
10/1 at Mississippi State														
10/8 at Alabama														
10/22 at South Carolina														
10/29 Ole Miss														
11/5 Florida														
11/12 at Auburn														
11/19 UMass														
11/26 LSU														
2022 Total	46	212	2	26	6	56	1	25	5/198	1	95	0/0	0	0
Career Total (23 GP)	219	1,470	15	76	35	414	3	52	14/499	2	96	0/0	0	0



DEVON ACHANE

RB • JR-2L • MISSOURI CITY, TEXAS [FORT BEND MARSHALL]

- Junior RB Devon Achane has electrified crowds with his dazzling speed and is coming off a stellar sophomore campaign in which he rushed for 910 yards and a team-best nine touchdowns on 130 carries.
- Achane ranked first in the SEC and No. 2 in the FBS among players with 100-or-more carries as he averaged 7.0 yards per carry. Additionally, he led the team in all-purpose yards at 1,472, which ranked fifth in the conference.
- He totaled 11 touchdowns (9 rushing, 1 receiving, 1 kickoff), which was the most by an A&M player last season.
- Achane was named to the Maxwell Award, Hornung Award and Doak Walker Award Preseason Watch Lists as well as the Preseason Coaches All-SEC Second Team as a running back and third team all-purpose player. He was also recognized as a second team running back and all-purpose player by the league's media.
- Known for his playmaking ability, Achane recorded 27 20-plus yard plays last season, 17 more than Aini Smith, who finished second on the team with 10.
- Against Prairie View, Achane rushed for two scores in the first half, marking his sixth multi-touchdown game of his career.
- At Ole Miss, Achane recorded his fifth-career 100-yard game as he ran for 110 yards on 12 carries and added two scores.
- Achane led the Aggies versus South Carolina as he rushed for a career-high 154 yards off 20 carries and a touchdown.
- Against Alabama, Achane returned a kickoff 96 yards to the end zone midway through the third quarter to help the Aggies upset the top-ranked Tide.
- Achane registered his second-career kickoff return for touchdown on Sept. 10, 2022 after taking it back to the house for 95 yards. He currently ranks No. 2 in the nation in kickoff return average at 48.0.
- A&M's kickoff return game ranked among the nation's best as the group ranked No. 2 with 30.55 kickoff return yards per game.
- Achane earned 2020 Orange Bowl MVP honors after his breakout performance with 140 rushing yards and two touchdowns as the Aggies defeated North Carolina, 41-27.
- The Missouri City, Texas, native also is an NCAA All-American sprinter for the track & field team in the 100m, 200m and 4x100m relay. On April 2, 2022, Achane clocked the sixth-fastest time in A&M history in the 200m (20.20), and clocked a 10.14 in the 100m at the 2022 Texas Relays.

RICHARDSON GAME-BY-GAME

2019

Opponent	Tackles			TFL-Yds	Sack-Yds	FF	FR-Yds	INT-Yds	PBU	QBH
	Solo	AT	Total							
8/29 Texas State	1	1	2	0.0-0	0.0-0	0	0-0	0-0	0	0
9/7 at Clemson	6	2	8	0.0-0	0.0-0	0	0-0	0-0	0	0
9/14 Lamar	1	0	1	0.0-0	0.0-0	0	0-0	0-0	0	0
9/21 Auburn	2	2	4	0.0-0	0.0-0	0	0-0	0-0	0	0
9/28 vs. Arkansas	4	3	7	0.0-0	0.0-0	0	0-0	0-0	0	0
10/12 Alabama	4	7	11	0.0-0	0.0-0	0	0-0	1-16	1	0
10/19 at Ole Miss	3	4	7	0.0-0	0.0-0	0	0-0	0-0	0	0
10/26 Mississippi State	5	2	7	0.0-0	0.0-0	1	0-0	0-0	0	0
11/2 UTSA					-- DNP --					
11/16 South Carolina	1	2	3	0.0-0	0.0-0	0	0-0	0-0	0	0
11/23 at Georgia	5	3	8	0.5-5	0.5-5	0	0-0	0-0	0	0
11/30 at LSU	0	5	5	0.0-0	0.0-0	0	0-0	0-0	0	0
12/27 Oklahoma State	6	2	8	2.0-12	0.0-0	0	0-0	0-0	1	0
2019 Total	38	33	71	2.5-17	0.5-5	1	0-0	1-16	2	0

2020

Opponent	Tackles			TFL-Yds	Sack-Yds	FF	FR-Yds	INT-Yds	PBU	QBH
	Solo	AT	Total							
9/26 Vanderbilt	5	2	7	1.0-3	0.0-0	0	0-0	1-0	0	0
10/3 at Alabama	2	0	2	0.0-0	0.0-0	0	0-0	0-0	0	0
10/10 Florida	6	2	8	0.0-0	0.0-0	0	0-0	0-0	1	0
10/17 at Mississippi State	3	4	7	0.5-2	0.0-0	0	0-0	0-0	0	0
10/31 Arkansas	5	2	7	0.0-0	0.0-0	0	0-0	0-0	0	0
11/7 at South Carolina					-- DNP --					
11/28 LSU	1	0	1	0.0-0	0.0-0	0	0-0	0-0	0	0
12/5 at Auburn					-- DNP --					
12/19 at Tennessee	1	1	2	0.0-0	0.0-0	0	0-0	0-0	0	0
1/2 vs. North Carolina	2	0	2	1.0-2	0.0-0	0	0-0	0-0	0	0
2020 Total	25	11	36	2.5-7	0.0-0	0	0-0	1-0	1	0

2021

Opponent	Tackles			TFL-Yds	Sack-Yds	FF	FR-Yds	INT-Yds	PBU	QBH
	Solo	AT	Total							
9/4 Kent State	1	2	3	0.0-0	0.0-0	0	0-0	0-0	0	0
9/11 vs. Colorado	2	2	4	0.0-0	0.0-0	0	0-0	0-0	1	0
9/18 New Mexico	4	1	5	0.0-0	0.0-0	0	0-0	0-0	0	0
9/25 vs. Arkansas	4	2	6	0.0-0	0.0-0	0	0-0	0-0	0	0
10/2 Mississippi State	4	0	4	0.0-0	0.0-0	0	0-0	0-0	0	0
10/9 Alabama	2	5	7	0.5-0	0.0-0	0	0-0	1-3	0	0
10/16 at Missouri	5	2	7	0.0-0	0.0-0	0	0-0	0-0	0	1
10/23 South Carolina	3	0	3	1.0-3	0.0-0	0	0-0	0-0	0	0
11/6 Auburn	3	1	4	1.0-15	1.0-15	0	0-0	0-0	0	2
11/13 at Ole Miss	10	3	13	2.0-16	0.0-0	1	0-0	0-0	0	0
11/20 Prairie View	1	1	2	0.0-0	0.0-0	0	0-0	0-0	0	0
11/27 at LSU	5	2	7	2.0-9	1.0-7	0	0-0	0-0	2	0
2021 Total	44	21	65	6.5-43	2.0-22	1	0-0	1-3	3	3

2022

Opponent	Tackles			TFL-Yds	Sack-Yds	FF	FR-Yds	INT-Yds	PBU	QBH
	Solo	AT	Total							
9/3 Sam Houston	3	2	5	1.0-5	0.0-0	0	0-0	0-0	0	0
9/10 App State	3	2	5	1.5-7	0.0-0	1	0-0	0-0	1	0
9/17 Miami	3	0	3	0.0-0	0.0-0	1	0-0	0-0	0	0
9/24 Arkansas										
10/1 at Mississippi State										
10/8 at Alabama										
10/22 at South Carolina										
10/29 Ole Miss										
11/5 Florida										
11/12 at Auburn										
11/19 UMass										
11/26 LSU										
2022 Total	9	4	13	2.5-12	0.0-0	2	0-0	0-0	1	0
Career Total (35 GP)	116	69	185	14-79	2.5-27	4	0-0	3-19	7	3



DEMANI RICHARDSON

DB • SR-3L • WAXAHACHIE, TEXAS [WAXAHACHIE]

- Defensive back Demani Richardson returns for his senior season with 182 career tackles, the most among all active Aggies. Richardson has 113 solo stops to go along with 14 tackles for loss in 35 career games.
- Richardson helped lead the way for the Aggies in the season opener as he tallied five takedowns, including one for a 5-yard loss as the defense held the Bearkats scoreless and limited them to just 198 yards of offense.
- Richardson currently ranks second among SEC defensive backs with 2.5 tackles for loss.
- Last season, Richardson was third on the team with 65 tackles and added an interception, 2.0 sacks, a forced fumble and three pass breakups.
- He was a key cog for A&M's defense that ranked as the No. 3 scoring defense in the country last season (15.9) and topped the SEC in total yards allowed. Additionally, the defense ranked in the top 20 in passing defense (192.7) and was tied for fifth in the league in passes defended (55).
- At Ole Miss, Richardson logged a career-high 13 tackles as well as 2.0 tackles for loss and forced a fumble.
- In the upset win over No. 1 Alabama, he recorded his third career interception as he picked off Bryce Young in the endzone.
- Richardson, who represented Texas A&M at SEC Media Days, closed out the regular season strong as he broke up a pair of passes, tallied his second sack of the season, had 2.0 tackles for loss and registered seven tackles.
- Richardson helped the Aggie defense hold No. 12 Auburn to just three points, their lowest offensive output since 2012, as he made four tackles, 1.0 sack and two QB hurries.
- He was given the Defensive Production Award and Defensive Aggie Award for strength & conditioning at the team's annual banquet.

JOHNSON GAME-BY-GAME

2020

Opponent	Tackles			TFL-Yds	Sack-Yds	FF	FR-Yds	INT-Yds	PBU	QBH
	Solo	AT	Total							
9/26 Vanderbilt						--	DNP	--		
10/3 at Alabama						--	DNP	--		
10/10 Florida	0	0	0	0.0-0	0.0-0	0	0-0	0-0	0	0
10/17 at Mississippi State	1	3	4	0.5-2	0.0-0	0	0-0	0-0	0	0
10/31 Arkansas	3	1	4	0.0-0	0.0-0	0	0-0	0-0	0	0
11/7 at South Carolina						--	DNP	--		
11/28 LSU	0	0	0	0.0-0	0.0-0	0	0-0	0-0	0	0
12/5 at Auburn	0	0	0	0.0-0	0.0-0	0	0-0	0-0	0	0
12/19 at Tennessee	2	1	3	0.0-0	0.0-0	0	0-0	0-0	0	0
1/2 vs. North Carolina	2	1	3	0.0-0	0.0-0	0	0-0	0-0	1	0
2020 Total	8	6	14	0.5-2	0.0-0	0	0-0	0-0	1	0

2021

Opponent	Tackles			TFL-Yds	Sack-Yds	FF	FR-Yds	INT-Yds	PBU	QBH
	Solo	AT	Total							
9/4 Kent State	6	0	6	1.0-5	0.0-0	0	0-0	0-0	0	0
9/11 vs. Colorado	9	0	9	0.0-0	0.0-0	0	0-0	0-0	2	0
9/18 New Mexico	1	2	3	0.0-0	0.0-0	0	0-0	0-0	0	0
9/25 vs. Arkansas	4	4	8	1.5-3	0.0-0	0	0-0	0-0	2	0
10/2 Mississippi State	9	6	15	0.0-0	0.0-0	0	0-0	0-0	0	0
10/9 Alabama	3	3	6	0.0-0	0.0-0	0	0-0	0-0	0	1
10/16 at Missouri	4	0	4	0.0-0	0.0-0	0	0-0	1-6	0	0
10/23 South Carolina	1	3	4	1.5-3	0.0-0	0	0-0	0-0	0	0
11/6 Auburn	2	1	3	1.0-1	0.0-0	0	0-0	0-0	0	0
11/13 at Ole Miss	5	6	11	2.5-5	0.0-0	0	0-0	0-0	1	0
11/20 Prairie View	1	0	1	1.0-7	1.0-7	1	0-0	0-0	0	0
11/27 at LSU	8	1	9	0.0-0	0.0-0	0	0-0	0-0	0	0
2021 Total	53	26	79	8.5-24	1.0-7	1	0-0	1-6	5	1

2022

Opponent	Tackles			TFL-Yds	Sack-Yds	FF	FR-Yds	INT-Yds	PBU	QBH
	Solo	AT	Total							
9/3 Sam Houston	1	3	4	1.0-1	1.0-1	0	0-0	0-0	0	0
9/10 Appalachian State	3	10	13	0.0-0	0.0-0	0	0-0	0-0	0	0
9/17 Miami	5	3	8	0.0-0	0.0-0	0	0-0	0-0	0	1
9/24 Arkansas										
10/1 at Mississippi State										
10/8 at Alabama										
10/22 at South Carolina										
10/29 Ole Miss										
11/5 Florida										
11/12 at Auburn										
11/19 UMass										
11/26 LSU										
2022 Total	9	16	25	1.0-1	1.0-1	0	0-0	0-0	0	1
Career Total (22 GP)	70	48	118	10.0-27	2.0-8	1	0-0	1-6	6	2



ANTONIO JOHNSON

DB • JR-2L • EAST ST. LOUIS, ILL. [EAST ST. LOUIS]

- Junior DB Antonio Johnson burst on to the scene as a sophomore last season, finishing the year ranked second on the team with 79 tackles and added 8.5 tackles for loss and five pass breakups.
- Johnson was named an Associated Press, Walter Camp and Sporting News First Team Preseason All-American as well as to the Preseason All-SEC Second Team by the league's coaches and media.
- Johnson helped lead the way for the Aggies in the season opener, making four tackles, including a sack for a 1-yard loss as the defense held the Bearkats scoreless and limited them to just 198 yards of offense.
- The East St. Louis, Illinois, native currently ranks eighth in the SEC with 25 takedowns on the season.
- He was a leader for Aggie defense that ranked No. 3 nationally in scoring defense last season (15.9) and led the SEC in total yards allowed. Additionally, the defense ranked in the top 20 in passing defense (192.7) and was tied for fifth in the SEC in passes defended (55).
- Last season, Johnson led the Aggies in tackles in three games.
- According to Pro Football Focus, Johnson is one of the highest graded Power 5 CB's in the country with a defensive grade of 88.6.
- Against Prairie View, Johnson blitzed and rocked the Panthers' QB, forcing him to fumble and allowing teammate Aaron Hansford to scoop-and-score.
- Against Ole Miss, Johnson registered a career-high 2.5 tackles for loss as part of his second double-digit tackle performance of his career (11).
- Against Missouri, Johnson picked off a pass and returned it 6 yards, recording his first career interception.
- Against Mississippi State, Johnson recorded the first double-digit tackle game of his career, tallying 15 takedowns, the most by an Aggie since 2017.
- Johnson was an early enrollee at A&M, arriving on campus in January 2020 ... He was a four-star recruit according to all three major outlets and played in the U.S. Army All-American Bowl following his senior season.



MAX JOHNSON

QB • JR-TR • ATHENS, GA. [OCONEE COUNTY/LSU]

- Junior QB Max Johnson made his Texas A&M starting debut in Week 3, leading the Aggies to a 17-9 victory over the then-No. 13 Miami Hurricanes. Johnson connected on 10-of-20 pass attempts for 140 yards and a touchdown and was an effective scrambler with 23 net rushing yards.
- Johnson transferred to Texas A&M after two seasons at LSU where he saw action in 18 games, including 14 starts. As a starter for the Tigers, Johnson compiled an 8-6 record, which included a win over the Aggies in the Tigers' 2021 regular season finale.
- A lefthander, Johnson is the first southpaw to start at QB for the Aggies since dual-sport standout Jeff Granger started the first eight games of 1992.
- Johnson surpassed the 300-yard plateau in passing yards six times in his two seasons in Baton Rouge, including career bests of 435 yards against Ole Miss in 2020 and five touchdowns against Central Michigan in 2021.
- After Max Johnson transferred to Texas A&M, he was joined in Aggieland by younger brother Jake Johnson, a 4-star tight end in the Aggies' historic 2022 signing class.
- Johnson's father, Brad Johnson, played quarterback for four teams over 15 seasons in the NFL. He was QB1 in Tampa Bay's win over Oakland in Super Bowl XXXVII, and he earned Pro Bowl trips with Washington in 1999 and Tampa Bay in 2002. Johnson's 29,054 career passing yards rank No. 58 in NFL history according to pro-football-reference.com. Johnson was a four-year letterman for Florida State from 1988-91 and was a senior on the 1991 squad that defeated Texas A&M 10-2 in the 1992 Cotton Bowl.

2022 GAME-BY-GAME STATS

Opponent	Rushing				Passing				Total	
	No.	Yds.	TD	LG	C-A-I	Yds.	TD	LG	OFF	TDR
9/3 Sam Houston	1	11	0	11	3-4-0	23	0	16	34	0
9/10 App State	--	DNP	--							
9/17 Miami	7	23	0	11	10-20-0	140	1	25	163	1
9/24 Arkansas										
10/1 at Mississippi State										
10/8 at Alabama										
10/22 at South Carolina										
10/29 Ole Miss										
11/5 Florida										
11/12 at Auburn										
11/19 UMass										
11/26 LSU										
Total	8	34	0	11	13-24-0	163	1	25	197	1



HAYNES KING

QB • SO-1L • LONGVIEW, TEXAS [LONGVIEW]

- Sophomore QB Haynes King returns to the field for the Aggies after missing the majority of the 2021 season due to a season-ending ankle injury.
- King made an impactful return to the field in the 2022 season opener as he went 20-for-31 on 364 yards passing and three touchdowns, connecting with sophomore WR Yulkeith Brown for 66 yards to put the Aggies on the board in the first quarter and with senior WR Alnias Smith for 63 yards just before the half.
- King registered A&M's first 300-yard passing game since Kellen Mond threw for over 300 yards against Florida in 2020, and was the first Aggie to send two 60-plus yard touchdown passes to the end zone since Oct. 15, 2011, when Ryan Tannehill tossed a pair of 68-yard passes to Ryan Swope against Baylor.
- After being named the starter during 2021 fall camp, King went 21-for-33 with 292 yards and two touchdowns in the season opener against Kent State before suffering a season-ending ankle injury in the first quarter of the Colorado game in Denver. Despite missing the season, King never stopped working and eventually earned the Offensive Aggie Award for strength & conditioning at the annual team banquet.
- King played in two games during his redshirt season in 2020, connecting with TE Max Wright on a 45-yard crossing route for the first TD pass of his young career.
- Haynes played high school football for his father, John King, who was a four-year starter on the offensive line at Northwestern State. John was hired as the head coach at Longview High School in 2004 and in 2008 helped the Lobos to their first state championship since 1937. Haynes became a state champion under his father's guidance in 2018, throwing for 423 yards and adding 65 more on the ground.

2022 GAME-BY-GAME STATS

Opponent	Rushing				Passing				Total	
	No.	Yds.	TD	LG	C-A-I	Yds.	TD	LG	OFF	TDR
9/3 Sam Houston	6	35	0	11	20-31-2	364	3	66	399	3
9/10 App State	8	23	0	31	13-20-0	97	0	19	135	0
9/17 Miami	--	DNP	--							
9/24 Arkansas										
10/1 at Mississippi State										
10/8 at Alabama										
10/22 at South Carolina										
10/29 Ole Miss										
11/5 Florida										
11/12 at Auburn										
11/19 UMass										
11/26 LSU										
Total	14	58	0	31	33-51-2	461	3	66	519	3
Career (6 GP)	26	149	0	31	57-90-6	820	6	66	945	6



TYREEK CHAPPELL

DB • SO-1L • PHILADELPHIA, PA. [NORTHEAST]

- Sophomore DB Tyreek Chappell became a staple at corner for the Aggies in his first season in Aggieland and has remained as one of the best pass defenders in the country in his sophomore season.
- Chappell played in all 12 games as a freshman and became a mainstay in the starting lineup, starting the final eight games of the 2021 season at corner.
- He was a key contributor for the Aggie defense that ranked No. 3 nationally in scoring defense (15.9) last season and led the SEC in total yards allowed. Additionally, the defense ranked in the top 20 in passing defense (192.7) and was tied for fifth in the SEC in passes defended (55).
- Chappell was a big part of A&M's pass disruption last season, leading the team and finishing the season ranking fifth in the league after defending 10 passes (9 PBU, 1 INT) in 2021.
- Chappell was named to the SEC Coaches All-Freshman Team and The Athletic Freshman All-America First Team, while also being a semifinalist for the Shaun Alexander Freshman of the Year award, presented by the Maxwell Football Club.

2022 GAME-BY-GAME STATS

	Opponent	Tkl	TFL	Sack	FF	FR	INT	PBU	QBH
9/3	Sam Houston	0	0.0-0	0.0-0	0	0	0-0	1	0
9/10	App State	5	0.0-0	0.0-0	0	0	0-0	1	0
9/17	Miami	6	1.0-1	0.0-0	0	0	0-0	2	0
9/24	Arkansas								
10/1	at Mississippi State								
10/8	at Alabama								
10/22	at South Carolina								
10/29	Ole Miss								
11/5	Florida								
11/12	at Auburn								
11/19	UMass								
11/26	LSU								
Total		11	1.0-1	0.0-0	0	0	0-0	4	0
Career (15 GP)		52	4.0-7	0.0-0	0	0	1-0	9	0



FADIL DIGGS

DL • SO-1L • EAST CAMDEN, N.J. [WOODROW WILSON]

- Sophomore DL Fadil Diggs is an emerging leader on the Aggie defense ... After working alongside NFL draftees DeMarvin Leal and Micheal Clemons in 2021, he has earned a starting role on a young defensive line in 2022.
- Diggs tallied a career-high five tackles in the season-opening victory over Sam Houston as the A&M defense blanked the Bearkats and only allowed 198 yards of offense, including just 91 passing yards.
- He is a key contributor on an Aggie defense that ranked No. 3 nationally in scoring defense last season (15.9) and led the SEC in total yards allowed. Additionally, the defense ranked in the top 20 in passing defense (192.7) and top five in the league with 39.0 sacks.
- Diggs recorded the first sack of his career in the 2021 season-opening win over Kent State.
- A standout on both sides of the ball at Woodrow Wilson High School, Diggs was named the New Jersey Gatorade Player of the Year in 2019. He finished his senior year with 65 receptions for 1,035 yards and 11 touchdowns, adding 95.5 tackles and more than 60 QB hurries.

2022 GAME-BY-GAME STATS

	Opponent	Tkl	TFL	Sack	FF	FR	INT	PBU	QBH
9/3	Sam Houston	5	0.0-0	0.0-0	0	0	0-0	0	0
9/10	App State	2	0.0-0	0.0-0	0	0	0-0	0	0
9/17	Miami	1	0.0-0	0.0-0	0	0	0-0	0	0
9/24	Arkansas								
10/1	at Mississippi State								
10/8	at Alabama								
10/22	at South Carolina								
10/29	Ole Miss								
11/5	Florida								
11/12	at Auburn								
11/19	UMass								
11/26	LSU								
Total		8	0.0-0	0.0-0	0	0-0	0-0	0	0
Career (15 GP)		19	2.5-4	1.0-3	0	0-0	0-0	0	1

TEXAS A&M STATISTICS

TEXAS A&M 2022 SCHEDULE/RESULTS

DATE	OPPONENT		SCORE	OVERALL	SEC	START	DURATION	TEMP	ATTENDANCE
Sat., Sep. 3	Sam Houston	W	31-0	1-0	0-0	11:00 AM	6:00	81°	97,946
Sat., Sep. 10	App State	L	14-17	1-1	0-0	2:35 PM	4:01	86°	92,664
Sat., Sep. 17	#13 Miami (Fla.)	W	17-9	2-1	0-0	8:10 PM	3:15	85°	107,245
Sat., Sep. 24	* #10 vs. Arkansas ^								
Sat., Oct. 1	* at Mississippi State								
Sat., Oct. 8	* at Alabama								
Sat., Oct. 22	* at South Carolina								
Sat., Oct. 29	* Ole Miss								
Sat., Nov. 5	* Florida								
Sat., Nov. 12	* at Auburn								
Sat., Nov. 19	UMass								
Sat., Nov. 26	* LSU								

* - SEC Game / ^ - AT&T Stadium, Arlington, Texas
Rankings reflected as AP/USA Today ranking at time of the game

TEXAS A&M TEAM STATS

	A&M	OPPONENT
SCORING.....	62	26
Points Per Game.....	20.7	8.7
FIRST DOWNS.....	48	59
Rushing.....	18	24
Passing.....	25	25
Penalty.....	5	10
RUSHING YARDAGE.....	317	463
Yards gained rushing.....	370	516
Yards lost rushing.....	53	53
Rushing Attempts.....	82	115
Average Per Rush.....	3.9	4.0
Average Per Game.....	105.7	154.3
TDs Rushing.....	3	1
PASSING YARDAGE.....	624	442
Comp-Att-Int.....	46-75-2	50-99-1
Average Per Pass.....	8.3	4.5
Average Per Catch.....	13.6	8.8
Average Per Game.....	208.0	147.3
TDs Passing.....	4	1
TOTAL OFFENSE.....	941	905
Total Plays.....	157	214
Average Per Play.....	6.0	4.2
Average Per Game.....	313.7	301.7
KICK RETURNS: #-Yards.....	5-198 (39.6)	1-19 (19.0)
PUNT RETURNS: #-Yards.....	8-27 (3.38)	3-9 (3.0)
INT RETURNS: #-Yards.....	1-13	2-41
FUMBLES-LOST.....	5-2	4-3
PENALTIES-Yards.....	18-170	19-177
Average Per Game.....	56.7	59.0
PUNTS-Yards.....	14-618	15-658
Average Per Punt.....	44.1	43.9
TIME OF POSSESSION/Game.....	25:31	34:29
3RD-DOWN Conversions.....	13/33 (39%)	15/46 (33%)
4TH-DOWN Conversions.....	0-0 (0%)	4/7 (57%)
SACKS BY-Yards.....	4-22	5-21
FIELD GOALS-ATTEMPTS.....	2-4 (50%)	4-7 (57%)
ON-SIDE KICKS.....	0-0	0-0
RED-ZONE SCORES.....	3-3 (100%)	6-9 (67%)
RED-ZONE TOUCHDOWNS.....	2-3 (67%)	2-9 (22%)
PAT-ATTEMPTS.....	8-8 (100%)	2-2 (100%)
ATTENDANCE AVG.....	99,285	0

RECORD BREAKDOWN

	2022 SEASON	UNDER FISHER
Overall.....	2-1	36-15
Home.....	2-1	23-4
Away.....	0-0	7-9
Neutral.....	0-0	6-1
SEC.....	0-0	21-12
Non-Conference.....	2-1	14-2
Overtime.....	0-0	2-0
Day.....	1-1	16-8
Night.....	1-0	20-6
Televised.....	2-1	36-14
Non-Televised.....	0-0	0-0
vs Top 25.....	0-0	8-10
vs Top 15.....	1-0	7-9
vs Top 10.....	0-0	3-8
vs Top 5.....	0-0	2-7
Scores First.....	2-0	28-4
Opponent Scores First.....	0-1	8-10
Leading after 1st Qtr.....	2-0	26-0
Trailing after 1st Qtr.....	0-0	5-13
Tied after 1st Qtr.....	0-1	5-1
Leading at Half.....	2-0	30-2
Trailing at Half.....	0-0	3-12
Tied at Half.....	0-1	3-0
Leading after 3rd Qtr.....	2-0	27-1
Trailing after 3rd Qtr.....	0-0	5-13
Tied after 3rd Qtr.....	0-1	4-0
Wins Coin Toss.....	0-1	13-6
Loses Coin Toss.....	2-0	23-8
Natural Grass.....	2-1	32-13
Artificial Surface.....	0-0	4-1

SCORE BY QUARTER

	1st	2nd	3rd	4th	OT	Total
Texas A&M	17	17	21	7	-	62
Opponents	3	7	10	6	-	26

TEXAS A&M GAME-BY-GAME STATISTICS

OFFENSE

DATE	OPPONENT	RUSHING				RECEIVING				PASSING				KICK RETURNS				PUNT RETURNS				tot OFF
		NO.	YDS	TD	LG	NO.	YDS	TD	LG	C-A-I	YDS	TD	LG	NO	YDS	TD	LG	NO	YDS	TD	LG	
SEPT 3	Sam Houston	32	110	1	12	23	387	3	66	23-35-2	387	3	66	1	24	0	24	4	19	0	9	497
10	App State	18	89	1	31	13	97	0	19	13-20-0	97	0	19	2	120	1	95	1	1	0	1	186
17	Miami (Fla.)	32	124	1	22	10	140	1	25	10-20-0	140	1	25	2	54	0	36	3	7	0	9	264
24	vs. Arkansas																					
OCT 1	at Mississippi State																					
8	at Alabama																					
22	at South Carolina																					
29	Ole Miss																					
NOV 5	Florida																					
12	at Auburn																					
19	UMass																					
26	LSU																					
	TEXAS A&M	82	317	3	31	46	624	4	66	46-75-2	624	4	66	5	198	1	95	8	27	0	9	941
	OPPONENTS	115	463	1	48	50	442	1	29	50-99-1	442	1	29	1	19	0	19	3	9	0	12	905

DATE	OPPONENT	TACKLES				SACKS NO-YDS	FUMBLES		INT-YDS	QBH	PASS BRK	BLKD KICK	KICKS ATT-MAD	2-PT CONV		SAF	PTS
		SOLO	AST	TOTAL	TFL-YDS		FF	FR-YDS						RUN	RCV		
SEPT 3	Sam Houston	26	26	52	6.0-24	3-16	1	1-0	1-13	6	4	0	4-4	0	0	0	31
10	App State	37	54	91	4.0-15	1-6	1	0-0	0-0	4	2	0	2-2	0	0	0	14
17	Miami (Fla.)	41	24	65	3.0-3	0-0	1	2-0	0-0	6	8	1	2-2	0	0	0	17
24	vs. Arkansas																
OCT 1	at Mississippi State																
8	at Alabama																
22	at South Carolina																
29	Ole Miss																
NOV 5	Florida																
12	at Auburn																
19	UMass																
26	LSU																
	TEXAS A&M	104	104	208	13.0-42	4-22	3	3-0	1-13	16	14	1	8-8	0	0	0	62
	OPPONENTS	88	62	150	18.0-45	5-21	3	2-0	2-41	6	7	0	2-2	0	0	0	26

SPECIAL TEAMS

DATE		OPPONENT	NO	YDS	AVG	PUNTING					FIELD GOALS			KICKOFFS					
						LONG	BLKD	TB	FC	50+	I20	ATT-MADE	LG	BLKD	NO	YDS	AVG	TB	OB
SEPT	3	Sam Houston	4	170	42.5	53	0	0	1	1	2	1-2	40	0	6	378	63.0	5	1
	10	App State	4	182	45.5	51	0	0	2	1	2	0-1	0	0	3	191	63.7	2	0
	17	Miami (Fla.)	6	266	44.3	57	0	0	1	1	3	1-1	26	0	4	260	65.0	4	0
	24	vs. Arkansas																	
OCT	1	at Mississippi State																	
	8	at Alabama																	
	22	at South Carolina																	
	29	Ole Miss																	
NOV	5	Florida																	
	12	at Auburn																	
	19	UMass																	
	26	LSU																	
		Texas A&M	14	618	44.1	57	0	0	4	3	7	2-4	40	0	13	829	63.8	11	1
		Opponents	15	658	43.9	50	0	1	6	4	2	4-7	34	1	9	575	63.9	4	0

RED ZONE

DATE	OPPONENT	W/L	SCORE	TIMES IN RZ	TIMES SCORED	TOTAL PTS	RUSH TDS	PASS TDS	FGS MADE	FAILED TO SCORE INSIDE RED ZONE					
										FGA	DOWNS	INT	FUMB	HALF	GAME
SEPT 3	Sam Houston	W	31-0	1	1	7	1	0	0	0	0	0	0	0	0
10	App State	L	14-17	0	0	0	0	0	0	0	0	0	0	0	0
17	Miami (Fla.)	W	17-9	2	2	10	1	0	1	1	0	0	0	0	0
24	vs. Arkansas														
OCT 1	at Mississippi State														
8	at Alabama														
22	at South Carolina														
29	Ole Miss														
NOV 5	Florida														
12	at Auburn														
19	UMass														
26	LSU														
	TEXAS A&M -- 3 OF 3 (100%)			3	3	17	2	0	1	1	0	0	0	0	0
	OPPONENTS -- 6 OF 9 (66.7%)			9	6	26	1	1	4	5	1	1	0	0	0

OPPONENT GAME-BY-GAME STATISTICS

OFFENSE

DATE	OPPONENT	RUSHING				RECEIVING				PASSING				KICK RETURNS				PUNT RETURNS				tot OFF
		NO.	YDS	TD	LG	NO.	YDS	TD	LG	C-A-I	YDS	TD	LG	NO	YDS	TD	LG	NO	YDS	TD	LG	
SEPT	3 Sam Houston	27	107	0	18	14	91	0	17	14-28-1	91	0	17	0	0	0	0	0	0	0	0	198
	10 App State	52	181	1	48	15	134	1	27	15-30-0	134	1	27	1	19	0	19	1	12	0	12	315
	17 Miami (Fla.)	36	175	0	20	21	217	0	29	21-41-0	217	0	29	0	0	0	0	2	-3	0	0	392
	24 vs. Arkansas																					
OCT	1 at Mississippi State																					
	8 at Alabama																					
	22 at South Carolina																					
	29 Ole Miss																					
NOV	5 Florida																					
	12 at Auburn																					
	19 UMass																					
	26 LSU																					
OPPONENTS		115	463	1	48	50	442	1	29	50-99-1	442	1	29	1	19	0	19	3	9	0	12	905
TEXAS A&M		82	317	3	31	46	624	4	66	46-75-2	624	4	66	5	198	1	95	8	27	0	9	941

DATE	OPPONENT	TACKLES				SACKS NO-YDS	FUMBLES		INT-YDS	QBH	PASS BRK	BLKD KICK	KICKS ATT-MAD	2-PT CONV		SAF	PTS
		SOLO	AST	TOTAL	TFL-YDS		FF	FR-YDS						RUN	RCV		
SEPT	3 Sam Houston	33	34	67	6.0-10	0-0	0	0-0	2-41	3	1	0	0-0	0	0	0	0
	10 App State	21	12	33	6.0-14	2-4	3	2-0	0-0	0	1	0	2-2	0	0	0	17
	17 Miami (Fla.)	34	16	50	6.0-15	3-11	0	0-0	0-0	3	5	0	0-0	0	0	0	9
	24 vs. Arkansas																
OCT	1 at Mississippi State																
	8 at Alabama																
	22 at South Carolina																
	29 Ole Miss																
NOV	5 Florida																
	12 at Auburn																
	19 UMass																
	26 LSU																
OPPONENTS		88	62	150	18.0-45	5-21	3	2-0	2-41	6	7	0	2-2	0	0	0	26
TEXAS A&M		104	104	208	13.0-42	4-22	3	3-0	1-13	16	14	1	8-8	0	0	0	62

DATE	OPPONENT	NO	YDS	AVG	PUNTING					FIELD GOALS				KICKOFFS				
					LONG	BLKD	TB	FC	50+	I20	ATT-MADE	LG	BLKD	NO	YDS	AVG	TB	OB
SEPT	3 Sam Houston	10	429	42.9	50	0	1	4	1	1	0-0	0	0	1	60	60.0	0	0
	10 App State	3	131	43.7	50	0	0	2	2	1	1-2	29	0	4	255	63.8	2	0
	17 Miami (Fla.)	2	98	49.0	50	0	0	0	1	0	3-5	34	1	4	260	65.0	2	0
	24 vs. Arkansas																	
OCT	1 at Mississippi State																	
	8 at Alabama																	
	22 at South Carolina																	
	29 Ole Miss																	
NOV	5 Florida																	
	12 at Auburn																	
	19 UMass																	
	26 LSU																	
OPPONENTS		15	658	43.9	50	0	1	6	4	2	4-7	34	1	9	575	63.9	4	0
TEXAS A&M		14	618	44.1	57	0	0	4	3	7	2-4	40	0	13	829	63.8	11	1

DATE	OPPONENT	W/L	SCORE	TIMES IN RZ	TIMES SCORED	TOTAL PTS	RUSH TDS	PASS TDS	FGS MADE	FAILED TO SCORE INSIDE RED ZONE					
										FGA	DOWNS	INT	FUMB	HALF	GAME
SEPT	3 Sam Houston	W	31-0	1	0	0	0	0	0	0	0	1	0	0	0
	10 App State	L	14-17	4	3	17	1	1	1	1	1	0	0	0	0
	17 Miami (Fla.)	W	17-9	4	3	9	0	0	3	4	0	0	0	0	0
	24 vs. Arkansas														
OCT	1 at Mississippi State														
	8 at Alabama														
	22 at South Carolina														
	29 Ole Miss														
NOV	5 Florida														
	12 at Auburn														
	19 UMass														
	26 LSU														
OPPONENTS -- 6 OF 9 (66.7%)				9	6	26	1	1	4	5	1	1	0	0	0
TEXAS A&M -- 3 OF 3 (100%)				3	3	17	2	0	1	1	0	0	0	0	0

TEAM COMPARISON GAME-BY-GAME

					FIRST DOWNS			RUSHING	PASSING		TOTAL OFFENSE		
	Date	Opponent	Score	Total	Rush	Pass	Pen	Number-Yards	Comp-Att-Int	Yards	Plays-Yards	Return Yds	TO
SEPT	3	Sam Houston	31-0	23/10	7/4	14/5	2/1	32-110/27-107	23-35-2/14-28-1	387/91	67-497/55-198	56/41	2/2
	10	App State	14-17	9/22	4/9	4/8	1/5	18-89/52-181	13-20-0/15-30-0	97/134	38-186/82-315	121/31	2/0
	17	Miami (Fla.)	17-9	16/27	7/11	7/12	2/4	32-124/36-175	10-20-0/21-41-0	140/217	52-264/77-392	61/-3	0/2
	24	vs. Arkansas											
OCT	1	at Mississippi State											
	8	at Alabama											
	22	at South Carolina											
	29	Ole Miss											
NOV	5	Florida											
	12	at Auburn											
	19	UMass											
	26	LSU											
	TOTALS		62-26	48/59	18/24"	25/25	5/10	82-317/115-463	46-75-2/50-99-1	624/442	157-941/214-905	238/69	4/4

	Date	Opponent	3rd Down		4th Down		Time of Possession	TOP Margin	Avg Yds/Rush	Avg Yds/Pass	Avg Yds/Play	Punting		Penalties	
			Conversions		Conversions							Number-Avg		Number-Yards	
SEPT	3	Sam Houston	7-13/1-12		0-0/1-1		32:23/27:37	4:46	3.4/4.0	11.1/3.3	7.4/3.6	4-42.5/10-42.9		6-55/7-70	
	10	App State	2-8/9-20		0-0/3-5		18:31/41:29	-22:58	4.9/3.5	4.9/4.5	4.9/3.8	4-45.5/3-43.7		7-60.0/5-55.0	
	17	Miami (Fla.)	4-12/5-14		0-0/0-1		25:40/34:20	-08:40	3.9/4.9	7.0/5.3	5.1/5.1	6-44.3/2-49.0		5-55.0/7-52.0	
	24	vs. Arkansas													
OCT	1	at Mississippi State													
	8	at Alabama													
	22	at South Carolina													
	29	Ole Miss													
NOV	5	Florida													
	12	at Auburn													
	19	UMass													
	26	LSU													
	TOTALS		13-33/15-46		0-0/4-7		76:34/103:26	-26:52	3.9/4.0	8.3/4.5	6.0/4.2	14-44.1/15-43.9		18-170.0/19-177.0	

numbers formatted in team/opponent format

INDIVIDUAL GAME-BY-GAME

RUSHING

	Name	No-Yds/TD	SAM	APP	MIA	ARK	MSST	BAMA	SC	MISS	UF	AUB	UMASS	LSU
6	Devon Achane	46-196/2	18-42/1	10-66/1	18-88/0									
13	Haynes King	14-52/0	6-35/0	8-17/0	-									
0	Ainias Smith	3-11/0	3-11/0	-	-									
34	LJ Johnson Jr.	6-14/1	3-10/0	-	3-4/1									
14	Max Johnson	8-34/0	1-11/0	-	7-23/0									
4	Amari Daniels	4-11/0	1-1/0	-	3-10/0									

RECEIVING

	Name	No-Yds/TD	SAM	APP	MIA	ARK	MSST	BAMA	SC	MISS	UF	AUB	UMASS	LSU
0	Ainias Smith	14-259/2	6-164/2	4-21/0	4-74/0									
1	Evan Stewart	10-105/0	5-57/0	5-48/0	-									
8	Yulkeith Brown	4-79/1	2-68/1	2-11/0	-									
10	Chris Marshall	4-41/0	4-41/0	-	-									
2	Chase Lane	3-31/0	2-25/0	-	1-6/0									
6	Devon Achane	6-56/1	1-9/0	1-5/0	4-42/1									
7	Moose Muhammad III	1-16/0	1-16/0	-	-									
18	Donovan Green	2-30/0	-	1-12/0	1-18/0									
5	Jalen Preston	1-5/0	1-5/0	-	-									
19	Jake Johnson	1-2/0	1-2/0	-	-									

PASSING**#13 HAYNES KING**

	Comp	Att	Int	Pct	Yards	TD	Long	Sack-Yds	Effic
Sam Houston	20	31	2	64.5	364	3	66	0-0	182.2
App State	13	20	0	65.0	97	0	19	2-4	105.7
Miami (Fla.)	-	-	-	-	-	-	-	-	-
vs. Arkansas									
at Mississippi State									
at Alabama									
at South Carolina									
Ole Miss									
Florida									
at Auburn									
UMass									
LSU									
TOTALS	33	51	2	64.7	461	3	66	2-4	152.2

#14 MAX JOHNSON

	Comp	Att	Int	Pct	Yards	TD	Long	Sack-Yds	Effic
Sam Houston	3	4	0	75.0	23	0	16	0-0	123.3
App State	-	-	-	-	-	-	-	-	-
Miami (Fla.)	10	20	0	50.0	140	1	25	0-0	125.3
vs. Arkansas									
at Mississippi State									
at Alabama									
at South Carolina									
Ole Miss									
Florida									
at Auburn									
UMass									
LSU									
TOTALS	13	24	0	54.2	163	1	25	0-0	125

TACKLES

	Name	Solo-Ast	Total	SAM	APP	MIA	ARK	MSST	BAMA	SC	MISS	UF	AUB	UMASS	LSU
27	Antonio Johnson	9-16	25	1-3	3-10	5-3									
24	Chris Russell Jr.	7-12	19	2-3	5-6	0-3									
45	Edgerrin Cooper	10-8	18	2-1	5-5	3-2									
20	Jardin Gilbert	8-8	16	1-4	3-2	4-2									
26	Demani Richardson	10-4	14	3-2	4-2	3-0									
7	Tyreek Chappell	9-2	11	-	4-1	5-1									
34	Isaiah Raikes	6-4	10	0-1	3-3	3-0									
1	Bryce Anderson	5-5	10	1-1	-	4-4									
5	Shemar Turner	2-8	10	2-1	0-5	0-2									
17	Jaylon Jones	8-1	9	DNP	DNP	8-1									
10	Fadil Diggs	3-5	8	3-2	0-2	0-1									
23	Tarian Lee Jr.	3-4	7	0-1	1-3	2-0									
30	Tunmise Adeleye	4-2	6	0-1	4-1	DNP									
4	Shemar Stewart	1-5	6	0-1	-	1-4									
15	Albert Regis	0-6	6	-	0-6	-									
33	Jarred Kerr	3-2	5	-	2-2	1-0									
2	Denver Harris	3-2	5	2-0	1-2	DNP									
32	Andre White Jr.	3-1	4	3-1	DNP	DNP									
88	Walter Nolen	2-1	3	2-1	DNP	DNP									
18	LT Overton	0-3	3	0-2	0-1	-									
11	Deuce Harmon	2-0	2	DNP	2-0	DNP									
16	Brian George	1-1	2	1-0	DNP	0-1									
8	Anthony Lucas	1-1	2	-	0-1	1-0									
21	Josh Moten	1-0	1	-	DNP	1-0									
2	Chase Lane	1-0	1	1-0	-	-									
40	Martrell Harris Jr.	1-0	1	1-0	-	-									
6	Devon Achane	1-0	1	1-0	-	-									
29	Sam Mathews	0-1	1	-	0-1	-									
14	Jacoby Mathews	0-1	1	-	0-1	-									
6	Enai White	0-1	1	0-1	-	-									

TEXAS A&M INDIVIDUAL STATISTICS

RUSHING

	GP	Att	Gain	Loss	Net	Avg	TD	Long	Avg/G
6 Devon Achane	3	46	212	16	196	4.3	2	26	65.3
13 Haynes King	2	14	75	23	52	3.7	0	31	26.0
14 Max Johnson	2	8	45	11	34	4.3	0	11	17.0
34 LJ Johnson Jr.	2	6	14	0	14	2.3	1	6	7.0
4 Amari Daniels	2	4	11	0	11	2.8	0	5	5.5
0 Aini Smith	3	3	13	2	11	3.7	0	9	3.7
TOTAL	3	82	370	53	317	3.9	3	31	105.7
OPPONENTS	3	115	516	53	463	4.0	1	48	154.3

PASSING

	GP	Effic	Cmp-Att-Int	Pct	Yds	TD	Lng	Avg/G
13 Haynes King	2	152.2	33-51-2	64.7	461	3	66	230.5
14 Max Johnson	2	125.0	13-24-0	54.2	163	1	25	81.5
TOTAL	3	143.5	46-75-2	61.3	624	4	66	208.0
OPPONENTS	3	89.3	50-99-1	50.5	442	1	29	147.3

RECEIVING

	GP	No.	Yds	Avg	TD	Long	Avg/G
0 Aini Smith	3	14	259	18.5	2	63	86.3
1 Evan Stewart	2	10	105	10.5	0	23	52.5
6 Devon Achane	3	6	56	9.3	1	25	18.7
8 Yulkeith Brown	3	4	79	19.8	1	66	26.3
10 Chris Marshall	2	4	41	10.3	0	15	20.5
2 Chase Lane	3	3	31	10.3	0	17	10.3
18 Donovan Green	3	2	30	15.0	0	18	10.0
5 Jalen Preston	3	1	5	5.0	0	5	1.7
7 Moose Muhammad III	1	1	16	16.0	0	16	16.0
19 Jake Johnson	2	1	2	2.0	0	2	1.0
TOTAL	3	46	624	13.6	4	66	208.0
OPPONENTS	3	50	442	8.8	1	29	147.3

TOTAL OFFENSE

	GP	Plays	Rush	Pass	Total	Avg/G
13 Haynes King	2	65	58	461	519	259.5
14 Max Johnson	2	32	34	163	197	98.5
6 Devon Achane	3	46	196	0	196	65.3
34 LJ Johnson Jr.	2	6	14	0	14	7.0
0 Aini Smith	3	3	11	0	11	3.7
4 Amari Daniels	2	4	11	0	11	5.5
TOTAL	3	157	317	624	941	313.7
OPPONENTS	3	214	463	442	905	301.7

PUNTING

	No.	Yds	Avg	Long	TB	FC	I20	50+	Blkd
95 Nik Constantinou	14	618	44.1	57	0	4	7	3	0
TOTAL	14	618	44.1	57	0	4	7	3	0
OPPONENTS	15	658	43.9	50	1	6	2	4	0

KICKOFFS

	No.	Yds	Avg	TB	OB	Retn	Net	YdLn
36 Caden Davis	13	829	63.8	11	1	-	-	-
TOTAL	13	829	63.8	11	1	-	-	-
OPPONENTS	9	575	63.9	4	0	5	30.8	34

ALL-PURPOSE

	G	Rush	Rec	PR	KOR	IR	Tot	Avg/G
6 Devon Achane	3	196	56	0	198	0	450	150.0
0 Aini Smith	3	11	259	27	0	0	297	99.0
1 Evan Stewart	2	0	105	0	0	0	105	52.5
8 Yulkeith Brown	3	0	79	0	0	0	79	26.3
13 Haynes King	2	52	0	0	0	0	52	26.0
10 Chris Marshall	2	0	41	0	0	0	41	20.5
14 Max Johnson	2	34	0	0	0	0	34	17.0
2 Chase Lane	3	0	31	0	0	0	31	10.3
18 Donovan Green	3	0	30	0	0	0	30	10.0
7 Moose Muhammad III	1	0	16	0	0	0	16	16.0
34 LJ Johnson Jr.	2	14	0	0	0	0	14	7.0
20 Jaden Gilbert	3	0	0	0	0	13	13	4.3
4 Amari Daniels	2	11	0	0	0	0	11	5.5
5 Jalen Preston	3	0	5	0	0	0	5	1.7
19 Jake Johnson	2	0	2	0	0	0	2	1.0
TOTAL	3	317	624	27	198	13	1179	393.0
OPPONENTS	3	463	442	9	19	41	974	324.7

FIELD GOALS

	FGM-FGA	Pct	01-19	20-29	30-39	40-49	50-99	Lg	Blk
36 Caden Davis	1-3	33.3	0-0	0-0	0-0	1-2	0-1	40	0
47 Randy Bond	1-1	100.0	0-0	1-1	0-0	0-0	0-0	26	0
OPPONENTS	4-7	57.1	0-0	3-3	1-2	0-2	0-0	34	1

FG SEQUENCE

Sam Houston
App State
Miami (Fla.)
Arkansas
Mississippi State
Alabama
South Carolina
Florida
Auburn
UMass
LSU

TEXAS A&M

52, (40)

-

-

(26)

(28), 49, 36*, (22), (34)

42, (29)

-

-

-

-

-

-

Numbers in parentheses indicate field goal was made. * blocked

SCORING

	TD	FGs	PATs						Pts
	Kick	Rush	Rcv	Pass	DXP	Saf			
6 Devon Achane	4	-	-	-	-	-	-	-	24
0 Aini Smith	2	-	-	-	-	-	-	-	12
36 Caden Davis	-	1-3	6-6	-	-	-	-	-	9
8 Yulkeith Brown	1	-	-	-	-	-	-	-	6
34 LJ Johnson Jr.	1	-	-	-	-	-	-	-	6
47 Randy Bond	-	1-1	2-2	-	-	-	-	-	5
TOTAL	8	2-4	8-8	0	0	0	0	0	62
OPPONENTS	2	4-7	2-2	0	0	0	0	0	26

DEFENSE

	GP	Tackles				Sacks No-Yds	Pass Def		QBH	Fumbles		Blkd Kick	Saf
		Solo	Ast	Total	TFL/Yds		Int-Yds	BrUp		Rcv-Yds	FF		
27 Antonio Johnson	3	9	16	25	1-1	1-1	.	.	1
24 Chris Russell Jr.	3	7	12	19	0.5-3	0.5-3	.	.	.	1-0	.	.	.
45 Edgerrin Cooper	3	10	8	18	1.5-3	.	.	2	3
20 Jardin Gilbert	3	8	8	16	.	.	1-13	2
26 Demari Richardson	3	10	4	14	2.5-12	.	.	1	.	.	2	.	.
7 Tyreek Chappell	3	9	2	11	1-1	.	.	4
34 Isaiah Raikes	3	6	4	10	1.5-7	0.5-6
1 Bryce Anderson	3	5	5	10
5 Shemar Turner	3	2	8	10	1-3	0.5-3	.	.	1
17 Jaylon Jones	1	8	1	9	.	.	.	1
10 Fadil Diggs	3	3	5	8
23 Tarian Lee Jr.	3	3	4	7	0.5-1
4 Shemar Stewart	3	1	5	6	0.5-1	0.5-1	.	.	3
30 Tunmise Adeleye	2	4	2	6	0.5-0	.	.	.	3
15 Albert Regis	3	.	6	6	0.5-1	.	.	1	1	.	.	1	.
33 Jarred Kerr	3	3	2	5
2 Denver Harris	2	3	2	5
32 Andre White Jr.	1	3	1	4	1-1	.	.	2	.	.	1	.	.
88 Walter Nolen	1	2	1	3	1
18 LT Overton	3	.	3	3	1-8	1-8	.	.	1
16 Brian George	2	1	1	2	.	.	.	1
11 Deuce Harmon	1	2	.	2
8 Anthony Lucas	3	1	1	2	1
6 Devon Achane	3	1	.	1
14 Jacoby Mathews	3	.	1	1	1-0	.	.	.
40 Martrell Harris Jr.	3	1	.	1
6 Enai White	3	.	1	1
21 Josh Moten	2	1	.	1
2 Chase Lane	3	1	.	1
29 Sam Mathews	3	.	1	1
91 Marcus Burris Jr.	3	1
0 Ainias Smith	3	1-0	.	.	.
Totals	3	104	104	208	13-42	4-22	1-13	14	16	3-0	3	1	0
Opponents	3	88	62	150	18-45	5-21	2-41	7	6	2-0	3	0	0

LEADERS

SOLO TACKLES

45 Edgerrin Cooper	10
26 Demari Richardson	10
27 Antonio Johnson	9
7 Tyreek Chappell	9
20 Jardin Gilbert	8
17 Jaylon Jones	8
24 Chris Russell Jr.	7

ASSISTED TACKLES

27 Antonio Johnson	16
24 Chris Russell Jr.	12
20 Jardin Gilbert	8
45 Edgerrin Cooper	8
5 Shemar Turner	8

TACKLES FOR LOSS/YDS

26 D Richardson	2.5/12
34 Isaiah Raikes	1.5/7
45 Edgerrin Cooper	1.5/3
18 LT Overton	1.0/8
5 Shemar Turner	1.0/3
27 Antonio Johnson	1.0/1
32 Andre White Jr.	1.0/1
7 Tyreek Chappell	1.0/1

QB SACKS/YDS

18 LT Overton	1.0/8
27 Antonio Johnson	1.0/1
34 Isaiah Raikes	0.5/6
5 Shemar Turner	0.5/3
24 Chris Russell Jr.	0.5/3
4 Shemar Stewart	0.5/1

INTERCEPTIONS

	No.	Yds	Avg	TD	Long
20 Jardin Gilbert	1	13	13.0	0	13
TOTAL	1	13	13.0	0	13
OPPONENTS	2t	41	20.5	0	33

PUNT RETURNS

	No.	Yds	Avg	TD	Long
0 Ainias Smith	8	27	3.4	0	9
TOTAL	8	27	3.4	0	9
OPPONENTS	3	9	3.0	0	12

FUMBLE RETURNS

	No.	Yds	Avg	TD	Long
14 Jacoby Mathews	1	0	0.0	0	0
0 Ainias Smith	1	0	0.0	0	0
24 Chris Russell Jr.	1	0	0.0	0	0
TOTAL	3	0	0.0	0	0
OPPONENTS	2	0	0.0	0	0

KICK RETURNS

	No.	Yds	Avg	TD	Long
6 Devon Achane	5	198	39.6	1	95
TOTAL	5	198	39.6	1	95
OPPONENTS	1	19	19.0	0	19

MISCELLANEOUS STATISTICS

STARTING FIELD POSITION

	A&M Avg. Start	Opp. Avg. Start	A&M Advantage
Sam Houston	own 27	own 26	+1
App State	own 27	own 30	-3
Miami (Fla.)	own 29	own 20	+9
vs. Arkansas			
at Mississippi State			
at Alabama			
at South Carolina			
Ole Miss			
Florida			
at Auburn			
UMass			
LSU			
TOTALS	own 27	own 28	-1

POINTS OFF TURNOVERS

Opponent	TEXAS A&M				OPPONENTS			
	OPP TOs	TDs	FG-Att	Pts.	A&M TOs	TDs	FG-Att	Pts.
Sam Houston	3	0	0-0	0	2	0	0-0	0
App State	1	0	0-0	0	4	2	0-0	14
Miami (Fla.)	1	1	0-0	7	1	0	0-0	0
vs. Arkansas								
at Mississippi State								
at Alabama								
at South Carolina								
Ole Miss								
Florida								
at Auburn								
UMass								
LSU								
TOTALS	5 (4/3, 1 int)	1	0-0	7	7 (5/2, 2 int)	2	0-0	14

F/L: total fumbles/fumbles lost

PENALTIES

	A&M Pen.-Yds.	Opp. Pen.-Yds.	A&M Yd Diff
Sam Houston	6-55	7-70	+15
App State	7-60	5-55	-5
Miami (Fla.)	5-55	7-52	-3
vs. Arkansas			
at Mississippi State			
at Alabama			
at South Carolina			
Ole Miss			
Florida			
at Auburn			
UMass			
LSU			
TOTALS (per gm avg.)	18-170 (56.7)	19-177 (59.0)	

GAME-OPENING DRIVES

	TEXAS A&M						OPPONENTS					
	Pts	Res	1 Dn	PI-Yds	Time		Pts	Res	1 Dn	PI-Yds	Time	
Sam Houston	0	PUNT	0	3-2	1:21		0	PUNT	0	3-4	1:56	
App State	0	PUNT	0	4-18	2:09		0	PUNT	1	6-30	1:56	
Miami (Fla.)	3	FG	3	8-55	3:19		3	FG	3	12-65	4:58	
vs. Arkansas												
at Mississippi State												
at Alabama												
at South Carolina												
Ole Miss												
Florida												
at Auburn												
UMass												
LSU												
TOTALS	3		3	15-75*	2:16*		3		0	21-99*	2:56*	

* average / does not include return TDs

^ drive began following turnover

SECOND HALF OPENING DRIVES

	TEXAS A&M						OPPONENTS					
	Pts	Res	1 Dn	PI-Yds	Time		Pts	Res	1 Dn	PI-Yds	Time	
Sam Houston	7	TD	5	12-71	6:00		0	PUNT	1	5-16	2:57	
App State	0	PUNT	1	6-18	2:50		0	PUNT	0	3--1	1:35	
Miami (Fla.)	7	TD	2	4-76	1:58		0	PUNT	1	5-12	2:33	
vs. Arkansas												
at Mississippi State												
at Alabama												
at South Carolina												
Ole Miss												
Florida												
at Auburn												
UMass												
LSU												
TOTALS	14		8	22-165*	3:36*		0		2	13-27*	2:21*	

* average / does not include return TDs

^ drive began following turnover

A&M SCORING DRIVES

	Scoring Drives	TIME		PLAYS			1-Play
		Total	Avg	Total	Avg	5 or less	
Sam Houston	5	16:18	3:16	36	7.2	2	0
App State	1	3:12	3:12	7	7	0	0
Miami (Fla.)	3	6:31	2:10	15	5	2	0
vs. Arkansas							
at Mississippi State							
at Alabama							
at South Carolina							
Ole Miss							
Florida							
at Auburn							
UMass							
LSU							
TOTALS	9	26:10	2:54	58	6.4	4	0

* not including overtime possessions or defensive/special teams touchdowns

SEASON SUPERLATIVES

TEXAS A&M INDIVIDUAL GAME HIGHS

Rushes	18	Devon Achane vs Miami (Fla.) (Sep 17, 2022)
		Devon Achane vs Sam Houston (Sep 03, 2022)
Yards Rushing	88	Devon Achane vs Miami (Fla.) (Sep 17, 2022)
TD Rushes	1	LJ Johnson Jr. vs Miami (Fla.) (Sep. 17, 2022)
	1	Devon Achane vs Sam Houston (Sep 03, 2022)
	1	Devon Achane vs App State (Sep 10, 2022)
Long Rush	31	Haynes King vs App State (Sep 10, 2022)
Pass attempts	31	Haynes King vs Sam Houston (Sep 03, 2022)
Pass completions	20	Haynes King vs Sam Houston (Sep 03, 2022)
Yards Passing	364	Haynes King vs Sam Houston (Sep 03, 2022)
TD Passes	3	Haynes King vs Sam Houston (Sep 03, 2022)
Long Pass	66	Haynes King vs Sam Houston (Sep 03, 2022)
Receptions	6	Ainias Smith vs Sam Houston (Sep 03, 2022)
Yards Receiving	164	Ainias Smith vs Sam Houston (Sep 03, 2022)
TD Receptions	2	Ainias Smith vs Sam Houston (Sep 03, 2022)
Long Reception	66	Yulkeith Brown vs Sam Houston (Sep 03, 2022)
Field Goals	1	Randy Bond vs Miami (Fla.) (Sep 17, 2022)
	1	Caden Davis vs Sam Houston (Sep 03, 2022)
Long Field Goal	40	Caden Davis vs Sam Houston (Sep 03, 2022)
Punts	6	Nik Constantinou vs Miami (Fla.) (Sep 17, 2022)
Punting Avg	45.5	Nik Constantinou vs App State (Sep 10, 2022)
Long Punt	57	Nik Constantinou vs Miami (Fla.) (Sep 17, 2022)
Punts inside 20	3	Nik Constantinou vs Miami (Fla.) (Sep 17, 2022)
Long Punt Return	9	Ainias Smith vs Sam Houston (Sep 03, 2022)
Long Kickoff Return	95	Devon Achane vs App State (Sep 10, 2022)
Tackles	13	Antonio Johnson vs App State (Sep 10, 2022)
Sacks	1.0	LT Overton vs Sam Houston (Sep 03, 2022)
		Antonio Johnson vs Sam Houston (Sep 03, 2022)
Tackles For Loss	1.0	5 tied vs Sam Houston (Sep 03, 2022)
Interceptions	1	Jardin Gilbert vs Sam Houston (Sep 03, 2022)

TEXAS A&M TEAM HIGHS

Rushes	32	vs Miami (Fla.) (Sep 17, 2022)
	32	vs Sam Houston (Sep 03, 2022)
Yards Rushing	124	vs Miami (Fla.) (Sep 17, 2022)
Yards Per Rush	4.9	vs App State (Sep 10, 2022)
TD Rushes	1	vs Miami (Fla.) (Sep 17, 2022)
	1	vs App State (Sep 10, 2022)
	1	vs Sam Houston (Sep 03, 2022)
Pass attempts	35	vs Sam Houston (Sep 03, 2022)
Pass completions	23	vs Sam Houston (Sep 03, 2022)
Yards Passing	387	vs Sam Houston (Sep 03, 2022)
Yards Per Pass	11.1	vs Sam Houston (Sep 03, 2022)
TD Passes	3	vs Sam Houston (Sep 03, 2022)
Total Plays	67	vs Sam Houston (Sep 03, 2022)
Total Offense	497	vs Sam Houston (Sep 03, 2022)
Yards Per Play	7.4	vs Sam Houston (Sep 03, 2022)
Points	31	vs Sam Houston (Sep 03, 2022)
Sacks By	3	vs Sam Houston (Sep 03, 2022)
First Downs	23	vs Sam Houston (Sep 03, 2022)
Penalties	7	vs App State (Sep 10, 2022)
Penalty Yards	60	vs App State (Sep 10, 2022)
Turnovers	2	vs App State (Sep 10, 2022)
	2	vs Sam Houston (Sep 03, 2022)
Interceptions By	1	vs Sam Houston (Sep 03, 2022)
Punts	6	vs Miami (Fla.) (Sep 17, 2022)
Punting Avg	45.5	vs App State (Sep 10, 2022)
Long Punt	57	vs Miami (Fla.) (Sep 17, 2022)
Punts inside 20	3	vs Miami (Fla.) (Sep 17, 2022)
Long Punt Return	9	vs Miami (Fla.) (Sep 17, 2022)
	9	vs Sam Houston (Sep 03, 2022)

OPPONENT INDIVIDUAL GAME HIGHS

Rushes	19	Cameron Peoples vs App State (Sep 10, 2022)
Yards Rushing	112	Cameron Peoples vs App State (Sep 10, 2022)
TD Rushes	1	Ahmani Marshall vs App State (Sep 10, 2022)
Long Rush	48	Cameron Peoples vs App State (Sep 10, 2022)
Pass attempts	41	Tyler Van Dyke vs Miami (Fla.) (Sep 17, 2022)
Pass completions	21	Tyler Van Dyke vs Miami (Fla.) (Sep 17, 2022)
Yards Passing	217	Tyler Van Dyke vs Miami (Fla.) (Sep 17, 2022)
TD Passes	1	Chase Brice vs App State (Sep 10, 2022)
Long Pass	29	Tyler Van Dyke vs Miami (Fla.) (Sep 17, 2022)
Receptions	6	Will Mallory vs Miami (Fla.) (Sep 17, 2022)
Yards Receiving	56	Will Mallory vs Miami (Fla.) (Sep 17, 2022)
TD Receptions	1	Henry Pearson vs App State (Sep 10, 2022)
Long Reception	29	Elijah Arroyo vs Miami (Fla.) (Sep 17, 2022)
Field Goals	3	Andres Borregales vs Miami (Fla.) (Sep 17, 2022)
Long Field Goal	34	Andres Borregales vs Miami (Fla.) (Sep 17, 2022)
Punts	10	Jadon Cardell vs Sam Houston (Sep 03, 2022)
Punting Avg	49.0	Lou Hedley vs Miami (Fla.) (Sep 17, 2022)
Long Punt	50	Lou Hedley vs Miami (Fla.) (Sep 17, 2022)
	50	Clayton Howell vs App State (Sep 10, 2022)
	50	Jadon Cardell vs Sam Houston (Sep 03, 2022)
Punts inside 20	1	Clayton Howell vs App State (Sep 10, 2022)
	1	Jadon Cardell vs Sam Houston (Sep 03, 2022)
Long Punt Return	12	Tyler Page vs App State (Sep 10, 2022)
Long Kickoff Return	19	Milan Tucker vs App State (Sep 10, 2022)
Tackles	7	James Williams vs Miami (Fla.) (Sep 17, 2022)
	7	Nick Ross vs App State (Sep 10, 2022)
	7	Markel Perry vs Sam Houston (Sep 03, 2022)
	7	Trevor Williams vs Sam Houston (Sep 03, 2022)
Sacks	2	Jalen McLeod vs App State (Sep 10, 2022)
Tackles For Loss	3.0	Markel Perry vs Sam Houston (Sep 03, 2022)
Interceptions	1	Kamer Alexander vs Sam Houston (Sep 03, 2022)
	1	BJ Foster vs Sam Houston (Sep 03, 2022)

OPPONENT TEAM HIGHS

Rushes	52	vs App State (Sep 10, 2022)
Yards Rushing	181	vs App State (Sep 10, 2022)
Yards Per Rush	4.9	vs Miami (Fla.) (Sep 17, 2022)
TD Rushes	1	vs App State (Sep 10, 2022)
Pass attempts	41	vs Miami (Fla.) (Sep 17, 2022)
Pass completions	21	vs Miami (Fla.) (Sep 17, 2022)
Yards Passing	217	vs Miami (Fla.) (Sep 17, 2022)
Yards Per Pass	5.3	vs Miami (Fla.) (Sep 17, 2022)
TD Passes	1	vs App State (Sep 10, 2022)
Total Plays	82	vs App State (Sep 10, 2022)
Total Offense	392	vs Miami (Fla.) (Sep 17, 2022)
Yards Per Play	5.1	vs Miami (Fla.) (Sep 17, 2022)
Points	17	vs App State (Sep 10, 2022)
Sacks By	3	vs Miami (Fla.) (Sep 17, 2022)
First Downs	27	vs Miami (Fla.) (Sep 17, 2022)
Penalties	7	vs Miami (Fla.) (Sep 17, 2022)
	7	vs Sam Houston (Sep 03, 2022)
Penalty Yards	70	vs Sam Houston (Sep 03, 2022)
Turnovers	2	vs Miami (Fla.) (Sep 17, 2022)
	2	vs Sam Houston (Sep 03, 2022)
Interceptions By	2	vs Sam Houston (Sep 03, 2022)
Punts	10	vs Sam Houston (Sep 03, 2022)
Punting Avg	49.0	vs Miami (Fla.) (Sep 17, 2022)
Long Punt	50	vs Miami (Fla.) (Sep 17, 2022)
	50	vs App State (Sep 10, 2022)
	50	vs Sam Houston (Sep 03, 2022)
Punts inside 20	1	vs App State (Sep 10, 2022)
	1	vs Sam Houston (Sep 03, 2022)
Long Punt Return	12	vs App State (Sep 10, 2022)

TEXAS A&M 20-PLUS YARD PLAYS (15)

YARDS	TYPE	PLAYER(S)	OPPONENT
95 *	KR	Devon Achane	App State
66 *	Pass	Yulkeith Brown from Haynes King	Sam Houston
63 *	Pass	Ainias Smith from Haynes King	Sam Houston
43 *	Pass	Ainias Smith from Haynes King	Sam Houston
36	KR	Devon Achane	Miami (Fla.)
31	Rush	Haynes King	App State
26 *	Rush	Devon Achane	App State
25	Pass	Ainias Smith from Max Johnson	Miami (Fla.)
25 *	Pass	Devon Achane from Max Johnson	Miami (Fla.)
25	KR	Devon Achane	App State
24	KR	Devon Achane	Sam Houston
23	Pass	Evan Stewart from Haynes King	Sam Houston
22	Rush	Devon Achane	Miami (Fla.)
21	Pass	Ainias Smith from Haynes King	Sam Houston
21	Pass	Ainias Smith from Max Johnson	Miami (Fla.)

* touchdown scored on play

20+ YARD PLAY BY PLAYER

Player	No.	TD	R	P	KR	PR	IR	FR
Devon Achane	7	3	2	1	4	0	0	0
Ainias Smith	5	2	0	5	0	0	0	0
Haynes King	1	0	1	0	0	0	0	0
Yulkeith Brown	1	1	0	1	0	0	0	0
Evan Stewart	1	0	0	1	0	0	0	0
TOTAL	15	6	3	8	4	0	0	0

LONGEST PLAYS OF 2022

RUSHING

31 Haynes King vs App State Sept. 10

RUSHING TOUCHDOWN

26 Devon Achane vs App State Sept. 10

PASSING

66 Yulkeith Brown from Haynes King Sept. 3

PASSING TOUCHDOWN

66 Yulkeith Brown from Haynes King Sept. 3

PUNT RETURN

9 Ainias Smith vs Sam Houston Sept. 3

KICK RETURN

95 Devon Achane vs App State Sept. 10

INTERCEPTION RETURN

13 Jardin Gilbert vs Sam Houston Sept. 3

FUMBLE RETURN

None

PUNT

57 Nik Constantinou vs Sam Houston Sept. 17

FIELD GOAL

40 Caden Davis vs Sam Houston Sept. 3

PLAYS BY LENGTH

YARDS	NO.	TD
100+	0	0
90-99	1	1
80-89	0	0
70-79	0	0
60-69	2	2
50-59	0	0
40-49	1	1
30-39	2	0
20-29	9	2

BY PLAY TYPE

TYPE	NO.	TD
Rushing	3	1
Passing	8	4
Punt returns	0	0
Kick returns	4	1
Interceptions	0	0
Fumble returns	0	0
Other	0	0
TOTAL	15	6

20+ YARD PLAYS BY OPPONENT

	Rush	Pass	Punt Return	Kick Return	INT	Fumble Return	Other	Total
Sam Houston	0	5	1	0	0	0	0	
App State	1	0	0	3	0	0	0	
Miami (Fla.)	1	3	0	0	0	0	0	
vs. Arkansas								
at Mississippi State								
at Alabama								
at South Carolina								
Ole Miss								
Florida								
at Auburn								
UMass								
LSU								

OPPONENT 20-PLUS YARD PLAYS (8)

YARDS	TYPE	PLAYER(S)	TEAM
48	Run	Camerun Peoples	App State
33	INT	Kamer Alexander	Sam Houston
29	Pass	Elijah Arroyo from Tyler Van Dyke	Miami (Fla.)
27	Pass	Christian Wells from Chase Brice	App State
24	Pass	Jacolby George from Tyler Van Dyke	Miami (Fla.)
21	Pass	Will Mallory from Tyler Van Dyke	Miami (Fla.)
21	Pass	Deshaun Davis from Chase Brice	App State
20	Run	Henry Parrish Jr.	Miami (Fla.)

* touchdown scored on play

LONGEST PLAYS OF 2022

RUSHING		
48	Camerun Peoples of App State	Sept. 10
RUSHING TOUCHDOWN		
4	Ahmani Marshall of App State	Sept. 10
PASSING		
29	Elijah Arroyo from Tyler Van Dyke	Sept. 17
PASSING TOUCHDOWN		
9	Henry Pearson from Chase Brice of App State	Sept. 10
PUNT RETURN		
12	Tyler Page of App State	Sept. 10
KICK RETURN		
19	Milan Tucker of App State	Sept. 10
INTERCEPTION RETURN		
33	Kamer Alexander of Sam Houston	Sept. 3
FUMBLE RETURN		
None		
PUNT		
50	Lou Hedley of Miami (Fla.)	Sept. 17
50	Clayton Howell of App State	Sept. 10
50	Jadon Cardell of Sam Houston	Sept. 3
FIELD GOAL		
34	Andres Borregales of Miami (Fla.)	Sept. 17

PLAYS BY LENGTH

YARDS	NO.	TD
100+	0	0
90-99	0	0
80-89	0	0
70-79	0	0
60-69	0	0
50-59	0	0
40-49	1	0
30-39	1	0
20-29	6	0

BY PLAY TYPE

TYPE	NO.	TD
Rushing	2	0
Passing	5	0
Punt returns	0	0
Kick returns	0	0
Interceptions	1	0
Fumble returns	0	0
Other	0	0
TOTAL	7	0

STARTING LINEUPS

OFFENSE

	WR	LT	LG	C	RG	RT	TE	WR	WR	QB	RB
Sam Houston	Smith	Zuhn III	Ogunbiyi	Wykoff	Robinson	Fatheree II	D. Crownover	Stewart	Lane	King	Achane
App State	Smith	Zuhn III	Ogunbiyi	Wykoff	Robinson	Fatheree II	Green	Stewart	Lane	King	Achane
Miami (Fla.)	Smith	Zuhn III	Spasojevic-Moko	Foster	Robinson	Fatheree II	Green	Price	Lane	Johnson	Achane

vs. Arkansas

at Mississippi State

at Alabama

at South Carolina

Ole Miss

Florida

at Auburn

UMass

LSU

DEFENSE

	DL	DL	DL	DL	LB	LB	DB	DB	DB	DB	DB
Sam Houston	Turner	Diggs	Adeleye	Raikes	Russell Jr.	Cooper	Chappell	George	Gilbert	Richardson	Johnson
App State	Turner	Diggs	Adeleye	Raikes	Russell Jr.	Cooper	Chappell	Harmon	Gilbert	Richardson	Johnson
Miami (Fla.)	Turner	Diggs	Regis	Stewart	Russell Jr.	Cooper	Chappell	Jones	Gilbert	Richardson	Johnson

vs. Arkansas

at Mississippi State

at Alabama

at South Carolina

Ole Miss

Florida

at Auburn

UMass

LSU

START CHART

	Career Starts	Consec Starts		Career Starts	Consec Starts
Demani Richardson	34	17	Chris Russell Jr.	3	3
Myles Jones	29	—	Shemar Turner	3	3
Ainias Smith	24	19	Trey Zuhn III	3	3
Jaylon Jones	23	1	Max Wright	3	—
Antonio Johnson	16	16	Isaiah Raikes	3	—
Chase Lane	15	3	Donovan Green	2	2
Max Johnson	15	1	Tunmise Adeleye	2	—
Bryce Foster	13	1	Evan Stewart	2	—
Layden Robinson	13	11	Matthew Wykoff	2	—
Reuben Fatheree II	12	12	Jordan Spasojevic-Moko	1	1
Tyreek Chappell	11	11	Devin Price	1	1
Andre White Jr.	10	—	Albert Regis	1	1
Jalen Preston	7	—	Shemar Stewart	1	1
Brian George	7	—	Dametrious Crownover	1	—
Aki Ogunbiyi	6	—	Earnest Crownover	1	—
McKinnley Jackson	5	—	Kenyon Jackson	1	—
Devon Achane	4	4	Adarious Jones	1	—
Edgerrin Cooper	4	3			
Deuce Harmon	4	—			
Haynes King	4	—			
Fadil Diggs	3	3			
Jardin Gilbert	3	3			

PARTICIPATION CHART

	Name	GP/GS	SAM	APP	MIA	ARK	MSST	BAMA	SC	MISS	UF	AUB	UMASS	LSU
0	Ainias Smith	3/3	START	START	START									
1	Bryce Anderson	3/0	XXX	XXX	XXX									
1	Evan Stewart	2/2	START	START	...									
2	Chase Lane	3/3	START	START	START									
2	Denver Harris	2/0	XXX	XXX	...									
3	Devin Price	3/1	XXX	XXX	START									
3	Smoke Bouie	1/0	XXX									
4	Amari Daniels	2/0	XXX	...	XXX									
4	Shemar Stewart	3/1	XXX	XXX	START									
5	Jalen Preston	3/0	XXX	XXX	XXX									
5	Shemar Turner	3/3	START	START	START									
6	Devon Achane	3/3	START	START	START									
6	Enai White	3/0	XXX	XXX	XXX									
7	Moose Muhammad III	1/0	XXX									
7	Tyreek Chappell	3/3	START	START	START									
8	YulKeith Brown	3/0	XXX	XXX	XXX									
8	Anthony Lucas	3/0	XXX	XXX	XXX									
9	Noah Thomas	1/0	XXX	...	XXX									
10	Fadil Diggs	3/3	START	START	START									
10	Chris Marshall	2/0	XXX	XXX	...									
11	Deuce Harmon	1/1	...	START	...									
12	Connor Choate	3/0	XXX	XXX	XXX									
13	Haynes King	2/2	START	START	...									
14	Max Johnson	2/1	XXX	...	START									
14	Jacoby Mathews	3/0	XXX	XXX	XXX									
15	Albert Regis	3/1	XXX	XXX	START									
16	Brian George	2/1	START	...	XXX									
17	Jaylon Jones	1/1	START									
18	Donovan Green	3/2	XXX	START	START									
18	LT Overton	3/0	XXX	XXX	XXX									
19	Jake Johnson	2/0	XXX	XXX	...									
20	Jardin Gilbert	3/3	START	START	START									
21	Josh Moten	2/0	XXX	...	XXX									
23	Tarian Lee Jr.	3/0	XXX	XXX	XXX									
24	Chris Russell Jr.	3/3	START	START	START									
24	Earnest Crownover	3/0	XXX	XXX	XXX									
26	Demani Richardson	3/3	START	START	START									
27	Antonio Johnson	3/3	START	START	START									
29	Sam Mathews	3/0	XXX	XXX	XXX									
30	Tunmise Adeleye	2/2	START	START	...									
32	Andre White Jr.	1/0	XXX									
33	Jarred Kerr	3/0	XXX	XXX	XXX									
34	Isaiah Raikes	3/2	START	START	XXX									
34	LJ Johnson Jr.	2/0	XXX	...	XXX									
35	McKinnley Jackson	1/0	XXX									
36	Caden Davis	3/0	XXX	XXX	XXX									
40	Martrell Harris Jr.	3/0	XXX	XXX	XXX									
42	Max Wright	1/0	XXX									
45	Edgerrin Cooper	3/3	START	START	START									
47	Randy Bond	1/0	XXX									
52	Andrew Merrick	1/0	XXX									
59	PJ Williams	1/0	XXX									
60	Trey Zuhn III	3/3	START	START	START									
61	Bryce Foster	1/1	START									
64	Layden Robinson	3/3	START	START	START									
66	Jordan Spasojevic-Moko	3/1	XXX	XXX	START									
68	Remington Strickland	1/0	XXX									
70	Josh Bankhead	3/0	XXX	XXX	XXX									
74	Aki Ogunbiyi	3/2	START	START	XXX									
75	Kam Dewberry	1/0	XXX									
76	Reuben Fatheree II	3/3	START	START	START									
77	Matthew Wykoff	3/2	START	START	XXX									
78	Dametrios Crownover	2/1	START	XXX	...									
82	Fernando Garza	3/0	XXX	XXX	XXX									
88	Walter Nolen	1/0	XXX									
91	Marcus Burris Jr.	3/0	XXX	XXX	XXX									
92	Malick Sylla	3/0	XXX	XXX	XXX									
93	Drew Beltran	1/0	XXX									
95	Nik Constantinou	3/0	XXX	XXX	XXX									

SEASON/CAREER STATISTICS

RUSHING

	SEASON STATISTICS									CAREER STATISTICS								
	GP	Att	Gain	Loss	Net	Avg	TD	Long	Avg/G	GP	Att	Gain	Loss	Net	Avg	TD	Long	Avg/G
Devon Achane	3	46	212	16	196	4.3	2	26	65.3	23	219	1521	51	1470	6.7	15	76	63.9
Haynes King	2	14	75	23	52	3.7	0	31	26.0	6	26	149	30	119	4.6	0	31	19.8
Max Johnson	2	8	46	10	36	4.5	0	11	18.0	20	140	393	281	101	0.7	3	14	5.1
LJ Johnson Jr.	2	6	14	0	14	2.3	1	6	7.0	2	6	14	0	14	2.3	1	6	7.0
Amari Daniels	2	4	11	0	11	2.8	0	5	5.5	7	24	132	2	130	5.4	1	14	18.6
Ainias Smith	3	3	13	2	11	3.7	0	9	3.7	37	67	396	12	384	5.7	4	38	10.4
Layden Robinson	1	0	6	0	6	0.0	0	0	6.0	1	0	6	0	6	0.0	0	0	6.0
TOTAL	3	82	377	52	325	4.0	3	31	108.3									
OPPONENTS	3	115	543	53	490	4.3	1	48	163.3									

PASSING

	SEASON STATISTICS									CAREER STATISTICS								
	GP	Effic	Cmp-Att-Int	Pct	Yds	TD	Lng	Avg/G		GP	Effic	Cmp-Att-Int	Pct	Yds	TD	Lng	Avg/G	
Haynes King	2	152.20	33-51-2	64.7	461	3	66	230.5		6	148.53	57-90-6	63.3	820	6	66	136.7	
Max Johnson	2	124.97	13-24-0	54.2	163	1	25	81.5		20	140.9	326-547-7	59.6	4047	36	67	202.4	
TOTAL	3	143.49	46-75-2	61.3	624	4	66	208.0										
OPPONENTS	2	84.83	29-58-1	50.0	225	1	27	112.5										

RECEIVING

	SEASON STATISTICS							CAREER STATISTICS						
	GP	No.	Yds	Avg	TD	Long	Avg/G	GP	No.	Yds	Avg	TD	Long	Avg/G
Ainias Smith	3	14	259	18.5	2	63	86.3	37	126	1580	12.5	17	63	42.7
Evan Stewart	2	10	105	10.5	0	23	52.5	2	10	105	10.5	0	23	52.5
Devon Achane	3	6	56	9.3	1	25	18.7	23	35	414	11.8	3	52	18.0
Yulkeith Brown	3	4	79	19.8	1	66	26.3	8	4	79	19.8	1	66	9.9
Chris Marshall	2	4	41	10.2	0	15	20.5	2	4	41	10.2	0	15	20.5
Chase Lane	2	3	31	10.3	0	17	15.5	21	44	572	13.0	2	51	27.2
Donovan Green	3	2	30	15.0	0	18	10.0	3	2	30	15.0	0	18	10.0
Moose Muhammad III	1	1	16	16.0	0	16	16.0	1	1	16	16.0	0	16	16.0
Jalen Preston	3	1	5	5.0	0	5	1.7	40	29	384	13.2	3	38	9.6
Jake Johnson	2	1	2	2.0	0	2	1.0	2	1	2	2.0	0	2	1.0
TOTAL	3	46	624	13.6	4	66	208.0							
OPPONENTS	3	50	442	8.8	1	29	147.3							

TOTAL OFFENSE

	SEASON STATISTICS							CAREER STATISTICS						
	G	Plays	Rush	Pass	Total	Avg/G		G	Plays	Rush	Pass	Total	Avg/G	
Haynes King	2	65	52	461	513	256.5		6	116	119	820	939	156.5	
Max Johnson	2	32	36	163	199	99.5		20	712	101	4047	4148	207.4	
Devon Achane	3	46	196	0	196	65.3		23	219	1470	0	1470	63.9	
LJ Johnson Jr.	2	6	14	0	14	7.0		2	6	14	0	14	7.0	
Amari Daniels	2	4	11	0	11	5.5		7	24	130	0	130	18.6	
Ainias Smith	3	3	11	0	11	3.7		37	67	384	0	384	10.4	
Layden Robinson	1	0	6	0	6	6.0		1	0	6	0	6	6.0	
TOTAL	3	157	325	624	949	316.3								
OPPONENTS	3	214	490	442	932	310.7								

SCORING

SEASON STATISTICS										CAREER STATISTICS									
----- PATs -----										----- PATs -----									
	TD	FGs	Kick	Rush	Rcv	Pass	DXP	Saf	Points		TD	FGs	Kick	Rush	Rcv	Pass	DXP	Saf	Points
Devon Achane	4	-	-	-	-	-	-	-	24	20	-	-	-	-	-	-	-	-	120
Ainias Smith	2	-	-	-	-	-	-	-	12	22	-	-	-	-	1	-	-	-	134
Caden Davis	-	1-3	6-6	-	-	-	-	-	9	-	-	1-4	7-7	-	-	-	-	-	10
LJ Johnson Jr.	1	-	-	-	-	-	-	-	6	1	-	-	-	-	-	-	-	-	6
Yulkeith Brown	1	-	-	-	-	-	-	-	6	1	-	-	-	-	-	-	-	-	6
Randy Bond	-	1-1	2-2	-	-	-	-	-	5	-	-	1-1	2-2	-	-	-	-	-	5
TOTAL	8	2-4	8-8	-	-	-	-	-	62										
OPPONENTS	2	4-7	2-2	-	-	-	-	-	26										

ALL-PURPOSE

	SEASON STATISTICS								CAREER STATISTICS							
	G	Rush	Rec	PR	KOR	IR	Tot	Avg/G	G	Rush	Rec	PR	KOR	IR	Tot	Avg/G
Devon Achane	3	196	56	0	198	0	450	150.0	23	1470	414	0	499	0	2383	103.6
Ainias Smith	3	11	259	27	0	0	297	99.0	37	384	1580	551	257	0	2772	74.9
Evan Stewart	2	0	105	0	0	0	105	52.5	2	0	105	0	0	0	105	52.5
Yulkeith Brown	3	0	79	0	0	0	79	26.3	8	52	79	0	21	0	152	19.0
Haynes King	2	52	0	0	0	0	52	26.0	6	119	0	0	0	0	119	19.8
Chris Marshall	2	0	41	0	0	0	41	20.5	2	0	41	0	0	0	41	20.5
Max Johnson	2	36	0	0	0	0	36	18.0	20	101	0	0	0	0	101	5.1
Chase Lane	2	0	31	0	0	0	31	15.5	21	0	572	0	54	0	626	29.8
Donovan Green	3	0	30	0	0	0	30	10.0	3	0	30	0	0	0	30	10.0
Moose Muhammad III	1	0	16	0	0	0	16	16.0	1	0	16	0	0	0	16	16.0
LJ Johnson Jr.	2	14	0	0	0	0	14	7.0	2	14	0	0	0	0	14	7.0
Jardin Gilbert	3	0	0	0	0	13	13	4.3	15	0	0	0	0	13	13	0.9
Amari Daniels	2	11	0	0	0	0	11	5.5	7	130	0	0	0	0	130	18.6
Layden Robinson	1	6	0	0	0	0	6	6.0	1	6	0	0	0	0	6	6.0
Jalen Preston	3	0	5	0	0	0	5	1.7	40	0	384	0	82	0	466	11.6
Jake Johnson	2	0	2	0	0	0	2	1.0	2	0	2	0	0	0	2	1.0
TOTAL	3	325	624	27	198	13	1187	395.7								
OPPONENTS	3	490	442	9	19	41	1001	333.7								

DEFENSE

	SEASON STATISTICS											CAREER STATISTICS										
	GP	Solo	Ast	Total	TFL	Sacks	Int	PBU	FR	FF	Blk	GP	Solo	Ast	Total	TFL	Sacks	Int	PBU	FR	FF	Blk
Antonio Johnson	3	9	16	25	1.0	1.0	0	0	0	0	0	22	70	48	118	10.0	2.0	1	6	0	1	0
Chris Russell Jr.	3	7	12	19	0.5	0.5	0	0	1	0	0	36	15	20	35	1.5	0.5	0	0	1	0	1
Edgerrin Cooper	3	10	8	18	1.5	0	0	2	0	0	0	15	47	29	76	7.0	0.5	1	3	0	0	0
Jardin Gilbert	3	8	8	16	0.0	0	1	2	0	0	0	15	17	13	30	0.5	0.5	1	3	0	0	0
Demani Richardson	3	10	4	14	2.5	0	0	1	0	2	0	35	11	69	186	14.0	2.5	3	7	0	4	0
Tyreek Chappell	3	9	2	11	1.0	0	0	4	0	0	0	15	40	12	52	4.0	0	1	1	0	0	0
Bryce Anderson	3	5	5	10	0.0	0	0	0	0	0	0	3	5	5	10	0.0	0	0	0	0	0	0
Shemar Turner	3	2	8	10	1.0	0.5	0	0	0	0	0	11	7	17	24	3.0	2.0	0	0	0	0	0
Isaiah Raikes	3	6	4	10	1.5	0.5	0	0	0	0	0	21	10	9	19	1.5	0.5	0	0	0	0	0
Jaylon Jones	1	8	1	9	0.0	0	0	1	0	0	0	23	53	21	74	2.0	0	3	1	0	0	0
Fadil Diggs	3	3	5	8	0.0	0	0	0	0	0	0	16	6	13	19	2.5	1.0	0	0	0	0	1
Tarian Lee Jr.	3	3	4	7	0.0	0	0	0	0	0	0	18	8	8	16	0.5	0	0	0	0	0	0
Tunmise Adeleye	2	4	2	6	0.0	0	0	0	0	0	0	2	4	2	6	0.5	0	0	0	0	0	0
Albert Regis	3	0	6	6	0.5	0	0	1	0	0	0	4	0	6	6	0.5	0	0	1	0	0	1
Shemar Stewart	3	1	5	6	0.5	0.5	0	0	0	0	0	3	1	5	6	0.5	0.5	0	0	0	0	0
Jarred Kerr	3	3	2	5	0.0	0	0	0	0	0	0	3	3	2	5	0.0	0	0	0	0	0	0
Denver Harris	2	3	2	5	0.0	0	0	0	0	0	0	2	3	2	5	0.0	0	0	0	0	0	0
Andre White Jr.	1	3	1	4	1.0	0	0	2	0	0	0	23	40	53	93	5.0	2.5	1	5	1	1	0
LT Overton	3	0	3	3	1.0	1.0	0	0	0	0	0	3	0	3	3	1.0	1.0	0	0	0	0	0
Walter Nolen	1	2	1	3	0.0	0	0	0	0	0	0	1	2	1	3	0.0	0	0	0	0	0	0
Deuce Harmon	1	2	0	2	0.0	0	0	0	0	0	0	13	10	11	21	1.5	0	1	1	0	0	0
Anthony Lucas	3	1	1	2	0.0	0	0	0	0	0	0	3	1	1	2	0.0	0	0	0	0	0	0
Brian George	2	1	1	2	0.0	0	0	1	0	0	0	17	16	2	18	0.0	0	1	2	0	0	0
Josh Moten	2	1	0	1	0.0	0	0	0	0	0	0	2	1	0	1	0.0	0	0	0	0	0	0
Jacoby Mathews	3	0	1	1	0.0	0	0	0	1	0	0	3	0	1	1	0.0	0	0	0	1	0	0
Devon Achane	3	1	0	1	0.0	0	0	0	0	0	0	23	1	0	1	0.0	0	0	0	0	0	0
Chase Lane	2	1	0	1	0.0	0	0	0	0	0	0	21	1	0	1	0.0	0	0	0	0	0	0
Enai White	3	0	1	1	0.0	0	0	0	0	0	0	3	0	1	1	0.0	0	0	0	0	0	0
Martrell Harris Jr.	3	1	0	1	0.0	0	0	0	0	0	0	3	1	0	1	0.0	0	0	0	0	0	0
Sam Mathews	3	0	1	1	0.0	0	0	0	0	0	0	3	0	1	1	0.0	0	0	0	0	0	0
Marcus Burris Jr.	3	0	0	0	0.0	0	0	0	0	0	0	3	0	0	0	0.0	0	0	0	0	0	0
TOTAL	3	104	104	208	13	4.0	1	14	3	3	1											
OPPONENTS	3	88	62	150	18	5.0	2	7	2	3	0											

PUNTING

	SEASON STATISTICS								CAREER STATISTICS							
	No.	Yds	Avg	Long	TB	FC	I20	Blkd	No.	Yds	Avg	Long	TB	FC	I20	Blkd
Nik Constantinou	14	618	44.1	57	0	4	7	0	102	4511	44.2	65	4	42	43	0
TOTAL	14	618	44.1	57	0	4	7	0								
OPPONENTS	15	658	43.9	50	1	6	2	0								

KICKOFFS

	SEASON STATISTICS					CAREER STATISTICS				
	No.	Yds	Avg	TB	OB	No.	Yds	Avg	TB	OB
Caden Davis	13	829	63.8	11	1	141	8995	63.8	119	4
TOTAL	13	829	63.8	11	1					
OPPONENTS	9	575	63.9	4	0					

INTERCEPTIONS

	SEASON STATISTICS					CAREER STATISTICS				
	No.	Yds	Avg	TD	Long	No.	Yds	Avg	TD	Long
Jardin Gilbert	1	13	13.0	0	13	1	13	13.0	0	13
TOTAL	1	13	13.0	0	13					
OPPONENTS	2	41	20.5	0	33					

FUMBLE RETURNS

	SEASON STATISTICS					CAREER STATISTICS				
	No.	Yds	Avg	TD	Long	No.	Yds	Avg	TD	Long
TOTAL	0	0	0.0	0	0					
OPPONENTS	0	0	0.0	0	0					

PUNT RETURNS

	SEASON STATISTICS					CAREER STATISTICS				
	No.	Yds	Avg	TD	Long	No.	Yds	Avg	TD	Long
Ainias Smith	8	27	3.4	0	9	62	551	8.9	1	95
TOTAL	8	27	3.4	0	9					
OPPONENTS	2	9	4.5	0	12					

KICK RETURNS

	SEASON STATISTICS					CAREER STATISTICS				
	No.	Yds	Avg	TD	Long	No.	Yds	Avg	TD	Long
Devon Achane	5	198	39.6	1	95	14	499	35.6	2	96
TOTAL	5	198	39.6	1	95					
OPPONENTS	1	19	19.0	0	19					

FIELD GOALS

	SEASON STATISTICS				CAREER STATISTICS				
	Att	Good	Long	Blkd	Att	Good	Long	Blkd	Pct
Caden Davis	3	1	40	0	4	1	40	0	25.0
Randy Bond	1	1	26	0	1	1	26	0	100.0
TOTAL	4	2	40	0					
OPPONENTS	7	4	34	1					

GAME ONE

Sam Houston	0	0	0	0	-	0
6/7 Texas A&M	7	10	7	7	-	31

Sept. 3 | Kyle Field | Bryan-College Station, Texas | 11 a.m. | Att: 97,946

No. 6 Aggies Blank Bearkats in Season Opener

The No. 6 Texas A&M football team dominated the Sam Houston Bearkats, 31-0, recording the program's first season-opening shutout since 1993 at Kyle Field.

Haynes King threw for a career-best 364 yards and recorded three touchdowns through the air. Ainiias Smith hauled in six passes for a career-high 164 yards and two touchdowns.

The defense stifled the Bearkat attack, giving up only 182 total yards and recording two takeaways. Jardin Gilbert matched a career-high five tackles and hauled in the first interception of his career. Andre White Jr., broke up two passes and forced a fumble that halted a Sam Houston drive in A&M territory midway through the fourth quarter.

	SAM HOUSTON	TEXAS A&M
FIRST DOWNS	10	23
RUSHES-YARDS (NET)	27-107	32-110
PASSING YDS (NET)	91	387
Passes Comp-Att-Int	14-28-1	23-35-2
TOTAL OFFENSE PLAYS-YARDS	55-198	67-497
Fumble Returns-Yards	0-0	0-0
Punt Returns-Yards	0-0	4-19
Kickoff Returns-Yards	0-0	1-24
Interception Returns-Yards	2-41	1-13
Punts (Number-Avg)	10-42.9	4-42.5
Fumbles-Lost	2-1	0-0
Penalties-Yards	7-70	6-55
Possession Time	27:37	32:23
Third-Down Conversions	1 of 12	7 of 13
Fourth-Down Conversions	1 of 1	0 of 0
Red-Zone Scores-Chances	0-1	4-4
Sacks By: Number-Yards	0-0	3-16

SAM HOUSTON

RUSHING	ATT	YDS	TD	LG	AVG
Yates	14	60	0	17	4.3
Cardell	1	18	0	18	18.0
Crawford	2	14	0	8	7.0

PASSING	C-A-I	YDS	TD	LG	SACK
Yates	14-28-1	91	0	17	3

RECEIVING	REC	YDS	TD	LG
Smith	4	35	0	12
Sherrard	4	26	0	17
Adeyi	2	17	0	9

TACKLES	SOLO-AT	TOTAL
Williams	1-6	7
Perry	4-3	7

TEXAS A&M

RUSHING	ATT	YDS	TD	LG	AVG
Achane	18	42	1	12	2.3
King	6	35	0	11	5.8
Smith	3	11	0	9	3.7

PASSING	C-A-I	YDS	TD	LG	SACK
King	20-31-2	364	3	66	0
M. Johnson	3-4-0	23	0	16	0

RECEIVING	REC	YDS	TD	LG
Smith	6	164	2	63
Brown	2	68	1	66
Stewart	5	57	0	23

TACKLES	SOLO-AT	TOTAL
Diggs	3-2	5
Richardson	3-2	5

SCORING SUMMARY

1ST	03:39	TAMU	Brown 66 yd pass from King (Davis kick)	5-77 2:04
2ND	04:59	TAMU	Davis 40 yd field goal	6-36 2:10
	07:50	TAMU	Smith 63 yd pass from King (Davis kick)	3-67 1:16
3RD	08:52	TAMU	Achane 1 yd run (Davis kick)	12-71 6:00
4TH	11:10	TAMU	Smith 43 yd pass from King (Davis kick)	10-89 4:48

GAME TWO

App State	0	7	7	3	-	17
6/7 Texas A&M	0	7	7	0	-	14

Sept. 10 | Kyle Field | Bryan-College Station, Texas | 2:35 p.m. | Att: 92,664

Aggies Fall to Mountaineers, 17-14

Speedster Devon Achane racked up a season-high 191 all-purpose yards, while three Aggies recorded double-digit tackles led by Antonio Johnson's game-high 13.

After trailing early in the second quarter, the Aggies answered with a 26-yard TD run by Achane that tied the game, 7-7, with 11:38 remaining in the first half.

App State broke the tie with 2:34 left in the third period. Once again, the Maroon & White had the answer when Achane took the kickoff 95 yards for a touchdown, knotting the game at 14-14 heading into the final frame.

App State regained the lead, 17-14, after a 29-yard field goal with 8:05 left in the fourth.

	APP STATE	TEXAS A&M
FIRST DOWNS	22	9
RUSHES-YARDS (NET)	52-181	18-89
PASSING YDS (NET)	134	97
Passes Comp-Att-Int	15-30-0	13-20-0
TOTAL OFFENSE PLAYS-YARDS	82-315	38-186
Fumble Returns-Yards	0-0	0-0
Punt Returns-Yards	1-12	1-1
Kickoff Returns-Yards-TDs	1-19	2-120-1
Interception Returns-Yards	0-0	0-0
Punts (Number-Avg)	3-43.7	4-45.5
Fumbles-Lost	1-0	4-2
Penalties-Yards	5-55	7-60
Possession Time	41:29	18:31
Third-Down Conversions	9 of 20	2 of 8
Fourth-Down Conversions	3 of 5	0 of 0
Red-Zone Scores-Chances	3-4	0-0
Sacks By: Number-Yards	2-4	1-6

APP STATE

RUSHING	ATT	YDS	TD	LG	AVG
Peoples	19	112	0	48	5.9
Marshall	11	35	1	8	3.2
Harrington	12	33	0	8	2.8

PASSING	C-A-I	YDS	TD	LG	SACK
Brice	15-30-0	134	1	27	1

RECEIVING	REC	YDS	TD	LG
Davis	4	39	0	21
Stroman	2	14	0	8
Pearson	2	12	1	9

TACKLES	SOLO-AT	TOTAL
Ross	5-2	7

TEXAS A&M

RUSHING	ATT	YDS	TD	LG	AVG
Achane	10	68	1	26	6.6
King	8	38	0	31	2.9

PASSING	C-A-I	YDS	TD	LG	SACK
King	13-20-0	97	0	19	2

RECEIVING	REC	YDS	TD	LG
Stewart	5	48	0	19
Smith	4	21	0	11
Brown	2	11	0	6

TACKLES	SOLO-AT	TOTAL
Johnson	3-10	13

SCORING SUMMARY

2ND	14:56	APP	Marshall 4 yd rush (Hughes kick)	5-29 1:28
	11:37	TAMU	Achane 26 yd rush (Davis kick)	7-75 3:12
3RD	02:34	APP	Pearson 9 yd pass from Brice (Hughes kick)	11-62 6:22
	02:20	TAMU	Achane 95 yd kickoff return (Davis kick)	0:00
4TH	08:05	APP	Hughes 29 yd field goal	18-63 9:15

GAME THREE

¹³ Miami (Fla.)	3	0	3	3	-	9
²⁴ Texas A&M	10	0	7	0	-	17

Sept. 17 | Kyle Field | Bryan-College Station, Texas | 8:10 p.m. | Att: 107,245

No. 24 Aggies Register 17-9 Victory Over No. 13 Miami

The 24th-ranked Texas A&M football team upset No. 13 Miami, 17-9, Saturday night in front of 107,245 fans, the third-largest crowd in Kyle Field history. The win marked the seventh victory over an Associated Press top-15 team under fifth-year head coach Jimbo Fisher.

With the game deadlocked at 3-3 midway through the first quarter, the Aggies (2-1) capitalized on a fumble by Miami (2-1) punt returner Tyrique Stevenson to take a 10-3 lead. After taking over possession at the 28, the three-play drive was capped off by a 1-yard LJ Johnson Jr. touchdown, the first of his career.

The Aggies tacked on to their lead in the third quarter as they marched 76 yards down the field on four plays. Max Johnson connected with Devon Achane on a 25-yard pass to give A&M a 17-3 advantage.

The defense was led by Jaylon Jones, who notched a career-high nine tackles while Bryce Anderson, who entered the game with two tackles on the year, and Antonio Johnson tallied eight tackles each. Albert Regis registered a field goal block, the first by the Aggies since 2019.

	MIAMI (FLA.)	TEXAS A&M
FIRST DOWNS	27	16
RUSHES-YARDS (NET)	36-175	32-124
PASSING YDS (NET)	217	140
Passes Comp-Att-Int	21-41-0	10-20-0
TOTAL OFFENSE PLAYS-YARDS	77-392	52-264
Fumble Returns-Yards	0-0	0-0
Punt Returns-Yards	2--3	3-7
Kickoff Returns-Yards	0-0	2-54
Interception Returns-Yards	0-0	0-0
Punts (Number-Avg)	3 (49.0)	6-44.3
Fumbles-Lost	1-1	1-0
Penalties-Yards	7-52	5-55
Possession Time	34:20	25:40
Third-Down Conversions	5 of 14	4 of 12
Fourth-Down Conversions	0 of 1	0 of 0
Red-Zone Scores-Chances	3-4	2-2
Sacks By: Number-Yards	3-11	0-0

MIAMI (FLA.)						TEXAS A&M					
RUSHING	ATT	YDS	TD	LG	AVG	RUSHING	ATT	YDS	TD	LG	AVG
Parrish Jr.	16	85	0	20	5.3	Achane	18	88	0	22	4.9
Knighton	14	77	0	13	5.5	Johnson	7	23	0	11	3.3
Van Dyke	5	14	0	5	2.8						
PASSING	C-A-I	YDS	TD	LG	SACK	PASSING	C-A-I	YDS	TD	LG	SACK
Van Dyke	21-41-0	217	0	29	0	Johnson	10-20-0	140	1	25	3
RECEIVING	REC	YDS	TD	LG		RECEIVING	REC	YDS	TD	LG	
Mallory	6	56	0	21		Smith	4	74	0	25	
Smith	3	42	0	16		Achane	4	42	1	25	
George	3	41	0	24		TACKLES	SOLO-AT	TOTAL			
TACKLES	SOLO-AT	TOTAL				Jones	8-1	9			
Williams	6-1	7				Johnson	5-3	8			
						Anderson	4-4	8			

SCORING SUMMARY

1ST	11:32	TAMU	Bond 26 yd field goal	8-55 3:19
	06:34	MIAMI	Borregales 28 yd field goal	12-65 4:58
	03:30	TAMU	Johnson Jr. 1 yd run (Bond kick)	3-28 1:14
3RD	10:29	TAMU	Achane 25 yd pass from Johnson (Bond kick)	4-76 1:58
	04:04	MIAMI	Borregales 22 yd field goal	12-71 6:25
4TH	08:32	MIAMI	Borregales 34 yd field goal	16-83 6:19