



Saturday, Sept. 23, 2023 • 6 p.m. • ESPN • Tiger Stadium (102,321) • Baton Rouge, La.

ESPN

Chris Fowler (play-by-play)
Kirk Herbstreit (analyst)
Holly Rowe (reporter)

ESPN RADIO

Mike Couzens (play-by-play)
Max Starks (analyst)
Mike Peasley (reporter)

RAZORBACK/LEARFIELD RADIO NETWORK

Chuck Barrett (play-by-play)
Quinn Grovey (analyst)
Geno Bell (reporter)

SIRIUS XM RADIO

Channel 80 (national broadcast) or 103 or 205
App 80 (national broadcast) or 968

COACHING STAFF

ON THE FIELD (Year at Arkansas)

Sam Pittman – Head Coach (4th)
Jimmy Smith – Associate Head Coach/Running Backs (4th)
Scott Fountain – Assistant Head Coach/Special Teams (4th)
Marcus Woodson – Co-Defensive Coordinator (1st)
Deke Adams – Defensive Line (2nd)
Kenny Guiton – Wide Receivers (3rd)
Cody Kennedy – Offensive Line (3rd)
Deron Wilson – Secondary (1st)

IN THE BOOTH

Dan Enos – Offensive Coordinator/QBs (1st)
Travis Williams – Defensive Coordinator (1st)
Morgan Turner – Tight Ends (1st)

FOUR DOWNS

14

>>>>>>

Under head coach Sam Pittman, the Hogs are a perfect 14-0 when winning the turnover battle. Arkansas boasts a 9-0 record when generating three or more takeaways in the Pittman era.

54

>>>>>>

QB KJ Jefferson has thrown for a touchdown in 14 consecutive games under center. His 54 career passing touchdowns are good for fourth-most in the Razorbacks' record book.

55.7

>>>>>>

Arkansas leads the SEC and ranks fourth in the country in rush defense, limiting opponents to 55.7 rushing yards per game and 1.72 yards per carry through the first three contests of the season.

74

>>>>>>

QB KJ Jefferson is second on the Hogs' career touchdown responsibility list with 74 (54 passing, 20 rushing). He is three scores shy of matching QB Matt Jones' record of 77 (53 passing, 24 rushing).



ARKANSAS
VS.
LSU



ARKANSAS RAZORBACKS (2-1, 0-0 SEC)

AP/Coaches: NR/RV

Head Coach: Sam Pittman (Pittsburg State, '86)

Career Record: 21-18 (4th season)

Record at Arkansas: Same

LSU TIGERS (2-1, 1-0 SEC)

AP/Coaches: 12/13

Head Coach: Brian Kelly (Assumption, '83)

Career Record: 275-101-2 (34th season)

Record at LSU: 12-5 (2nd season)

THE RUNDOWN

• Arkansas hits the road for the first time in 2023 to square off against longtime rival LSU in the Battle for the Golden Boot. Kickoff between the Razorbacks and Tigers in Death Valley is scheduled for 6 p.m. Saturday, Sept. 23, on ESPN.

• Beginning with this Saturday's game in Baton Rouge, the Razorbacks will open SEC play with four consecutive games away from the friendly confines of Donald W. Reynolds Razorback Stadium. This season marks the first time that Arkansas has played its first four conference games away from home in 98 years. It last happened in 1925, when the Razorbacks were members of the Southwest Conference.

• Arkansas is seeking its second consecutive win against LSU in Baton Rouge. The Hogs have never won consecutive games against the Tigers in Louisiana's capital city. The last time that Arkansas won consecutive games against LSU in the state of Louisiana was from 1927-29 in Shreveport.


• Saturday's game between Arkansas and LSU marks the earliest the two teams have ever met on the gridiron. Since the Hogs joined the SEC in 1992, the teams have played in November each season. Prior to 1992, Arkansas and LSU played 11 games in October but never during September.

• QB KJ Jefferson has completed 55-of-71 (71.4%) passes for 629 yards and six touchdowns while also running for 80 yards and a touchdown through the Razorbacks' first three games of the season. Jefferson, who has thrown for a touchdown in each of his last 14 games played, ranks second on Arkansas' career touchdown responsibility list with 74 (54 passing touchdowns, 20 rushing touchdowns).

• RB AJ Green, starting in place of the injured RB Raheim "Rocket" Sanders, has rushed for a team-leading 190 yards and two touchdowns on 28 carries (6.8 ypc) through the Hogs' first three games of the season. Making his second career start against BYU, Green ran for 86 yards and two scores, his first career multi-rushing touchdown game.

• WR Andrew Armstrong has quickly emerged as QB KJ Jefferson's go-to receiver, leading the Razorbacks with 18 receptions for 197 yards and three touchdowns through the first three games of the season. The transfer from Texas A&M-Commerce, who has at least one catch in 19 consecutive games dating back to 2021, caught a team-leading nine passes for 98 yards against BYU.

• LB Jaheim Thomas has filled up the stat sheet on the defensive side of the ball through his first three games as a Razorback. The Cincinnati transfer is Arkansas' leading tackler with 29 total stops, including 3.5 tackles for loss and 1.5 sacks. Thomas, who currently ranks fourth among all SEC defenders in total tackles (29) this season, has also recorded one pass breakup on the year.



KJ JEFFERSON

PASSING

55/77 (71.4%)

629 YDS

6 TD/1 INT



AJ GREEN

RUSHING

28 ATT

190 YDS

2 TD




ANDREW ARMSTRONG

RECEIVING

18 REC

197 YDS

3 TD



JAHEIM THOMAS

TACKLES

29 TOTAL

3.5 TFL

1.5 SACKS




WESTERN CAROLINA
W, 56-13
ESPN+
SEC



KENT STATE
W, 28-6
ESPN+
SEC



BYU
L, 38-31
ESPN 2
SEC



AT LSU
W, 28-6
ESPN
SEC



VS TEXAS A&M
11:00 PM
SEC



AT OLE MISS
TBA
SEC



AT ALABAMA
TBA
SEC



MISSISSIPPI STATE
TBA
SEC



AT FLORIDA
TBA
SEC



AUBURN
TBA
SEC



FIU
TBA
SEC



MISSOURI
3:00 PM
CBS

GAME 4: LSU

THE GAME: ARKANSAS vs. LSU

INSIDE THE SERIES

All-Time Record: LSU leads, 43-23-2
In Fayetteville: LSU leads, 5-2
In Baton Rouge: LSU leads, 13-4-1
In Shreveport: LSU leads, 16-9
In Little Rock: LSU leads, 8-7
In Dallas: LSU leads, 1-0-1
In Memphis: Arkansas leads, 1-0
Most points scored by Arkansas: 51 (1910)
Most points scored by LSU: 56 (2018)
Largest margin of victory by Arkansas: 51 (1910)
Largest margin of victory by LSU: 36 (2019)
Longest win streak by Arkansas: 4 (1922-25)
Longest win streak by LSU: 7 (1930-36)

SERIES HISTORY

Previous 15 meetings

Date	UA/Opp Rank	Site	Result
Nov. 28, 2008		Little Rock, Ark.	W, 31-30
Nov. 28, 2009	NR/17	Baton Rouge, La.	L, 33-30 (OT)
Nov. 27, 2010	12/6	Little Rock, Ark.	W, 31-23
Nov. 25, 2011	3/1	Baton Rouge, La.	L, 41-17
Nov. 23, 2012	NR/8	Fayetteville, Ark.	L, 20-13
Nov. 29, 2013	NR/15	Baton Rouge, La.	L, 31-27
Nov. 15, 2014	NR/20	Fayetteville, Ark.	W, 17-0
Nov. 14, 2015	NR/9	Baton Rouge, La.	W, 31-14
Nov. 12, 2016	25/24	Fayetteville, Ark.	L, 38-10
Nov. 11, 2017	NR/24	Baton Rouge, La.	L, 33-10
Nov. 10, 2018	NR/13	Fayetteville, Ark.	L, 24-17
Nov. 23, 2019	NR/1	Baton Rouge, La.	L, 56-20
Nov. 21, 2020		Fayetteville, Ark.	L, 27-24
Nov. 13, 2021	25/NR	Baton Rouge, La.	W, 16-13 (OT)
Nov. 12, 2022	NR/7	Fayetteville, Ark.	L, 13-10

100-YARD RUSHING GAMES (13)

Player	Date	Rushes	Yards	TDs
Alex Collins	11/14/15	16	141	2
Knile Davis	11/27/10	30	152	1
Dennis Johnson	11/28/08	18	127	1
Darren McFadden	11/23/07	32	206	3
Darren McFadden	11/24/06	21	182	2
Felix Jones	11/24/06	16	137	1
Cedric Cobbs	11/28/03	21	169	1
Fred Talley	11/29/02	15	118	1
Brandon Holmes	11/24/00	42	143	1
Chrys Chukwuma	11/27/98	29	166	2
Oscar Malone	11/27/93	10	143	2
Carlton Calvin	11/27/93	14	123	2
Marius Johnson	11/27/93	19	106	0

300-YARD PASSING GAMES (4)

Player	Date	C-A	Yards	TDs
Tyler Wilson	11/23/12	31-52	369	1
Ryan Mallett	11/27/10	13-23	320	3
Clint Stoerner	11/27/98	27-38	334	2
Clint Stoerner	11/28/97	18-38	387	2

100-YARD RECEIVING GAMES (0)

Player	Date	Rec.	Yards	TDs
Mike Woods	11/21/20	4	140	0
Cobi Hamilton	11/27/10	3	164	2
Greg Childs	11/28/09	5	124	0
George Wilson	11/23/01	7	115	1
Anthony Eubanks	11/28/97	4	142	1
Anthony Lucas	11/28/97	6	137	1
Bobby Crockett	1/1/66	10	129	1

TOTALS

100-Yard Rushing Games (Players): 13 (12)
300-Yard Passing Games (Players): 4 (3)
100-Yard Receiving Games (Players): 7 (7)

STATISTICAL BREAKDOWN: ARKANSAS vs. LSU

Arkansas	Rank: SEC (FBS)	Category	LSU	Rank: SEC (FBS)
38.3	6 (33)	Scoring Offense	45.7	2 (10)
19.0	9 (45)	Scoring Defense	23.0	11 (69)
370.3	12 (81)	Total Offense	537.0	1 (6)
257.3	2 (11)	Total Defense	338.3	10 (60)
151.3	9 (72)	Rushing Offense	192.7	3 (34)
55.7	1 (4)	Rushing Defense	130.7	12 (74)
219.0	11 (84)	Passing Offense	344.3	3 (10)
201.7	7 (53)	Passing Defense	207.7	8 (61)
18.7	11 (79)	Kickoff Return Avg.	17.1	13 (99)
25.7	1 (3)	Punt Return Avg.	10.7	8 (39)
32:14	2 (27)	Time of Possession	32:09	3 (29)
.425	10 (65)	3rd Down Conv. Pct.	.575	1 (5)
.300	4 (18)	3rd Down Conv. Pct. Defense	.385	8 (66)
43.3	3 (14)	Net Punting	42.4	6 (23)
1.7	1 (8)	Turnover Margin	.33	5 (45)
2	3 (34)	Fumbles Recovered	1	7 (70)
1	3 (24)	Fumbles Lost	1	3 (24)
5	2 (11)	Passes Intercepted	2	7 (68)
7	1 (11)	Turnovers Gained	3	9 (83)
2	4 (10)	Turnovers Lost	2	4 (10)
168.7	4 (25)	Passing Efficiency	174.2	2 (18)
121.4	5 (51)	Pass Efficiency Defense	129.5	8 (64)
8.3	13 (114)	Fewest Penalties Per Game	3.33	1 (9)
81.7	14 (122)	Fewest Yards Penalized Per Game	33.3	2 (19)
4.0	1 (7)	Sacks	1.7	11 (91)
2.3	9 (79)	Sacks Allowed	2.3	9 (79)
10.0	2 (3)	Tackles for Loss	5.0	12 (92)
5.3	8 (62)	Tackles for Loss Allowed	4.3	3 (38)
61	11 (79)	First Downs	84	1 (8)
49	6 (31)	First Downs Allowed	48	5 (25)
.917	3 (31)	Red Zone Offense	.882	5 (52)
.800	4 (58)	Red Zone Defense	.889	11 (93)

INDIVIDUAL STATS

ARKANSAS					LSU				
Rushing	Att.	Yds.	Avg.	TD	Rushing	Att.	Yds.	Avg.	TD
AJ Green	28	190	6.8	2	Jayden Daniels	35	157	4.5	2
Rashod Dubinion	26	96	3.7	1	Logan Diggs	24	156	6.5	1
KJ Jefferson	31	80	2.6	1	Josh Williams	14	104	7.4	1
Raheim Sanders	15	42	2.8	2	Kaleb Jackson	16	81	5.1	2
					Noah Cain	14	52	3.7	2
Passing	Comp.	Att.	Yds.	TD/INT	Passing	Comp.	Att.	Yds.	TD/INT
KJ Jefferson	55	77	629	6/1	Jayden Daniels	70	95	976	8/1
Receiving	Rec.	Yds.	Avg.	TD	Receiving	Rec.	Yds.	Avg.	TD
Andrew Armstrong	18	197	10.9	3	Malik Nabers	24	393	16.4	3
Isaac TeSlaa	10	143	14.3	1	Brian Thomas Jr.	20	280	14.0	3
Luke Hasz	9	123	13.7	1	Kyren Lacy	6	98	16.3	1
Jaedon Wilson	7	130	18.6	1					
Punting	No.	Yds.	Avg.	Long	Punting	No.	Yds.	Avg.	Long
Max Fletcher	14	618	44.1	54	Jay Bramblett	5	212	42.4	65
Punt Returns	No.	Yds.	Avg.	TD	Punt Returns	No.	Yds.	Avg.	TD
Isaiah Sategna	6	154	25.7	1	Gregory Clayton Jr.	2	35	17.5	0
Kickoff Returns	No.	Yds.	Avg.	TD	Kickoff Returns	No.	Yds.	Avg.	TD
Isaiah Sategna	6	112	18.7	0	Kaleb Jackson	3	72	24.0	0
Scoring	TD	FG	PAT	Total	Scoring	TD	FG	PAT	Points
Cam Little	-	1-2	16-16	19	Damian Ramos	-	3-3	17-17	26
Andrew Armstrong	3	-	-	18	Malik Nabors	3	-	-	18
Tackles	UT-AT	TT	TFL	Other	Tackles	UT-AT	TT	TFL	Other
Jaheim Thomas	13-16	29	3.5-16	1.5 SK, 1 PBU	Zy Alexander	9-7	16	-	2 PBU
Chris Paul Jr.	7-10	17	2.5-12	1.0 SK	Major Burns	4-11	15	1.0-3	1.0 SK
Jayden Johnson	8-7	15	0.5-0	1 INT, 1 FF	Andre Sam	11-3	14	0.5-1	1 PBU
Landon Jackson	7-4	11	6.5-43	2.5 SK	Whit Weeks	3-9	12	-	-

GAME 4: LSU

LAST MEETING: LSU 13, ARKANSAS 10

Scoring Summary report
LSU vs Arkansas (Nov 12, 2022)
LSU (8-2, 6-1) vs Arkansas (5-5, 2-4)

Date: Nov 12, 2022
Site: Fayetteville, Arkansas
Stadium: Donald W Reynolds Razorback Stadium
Attendance: 73750

SCORE BY QUARTERS

Team	1st	2nd	3rd	4th	Total
LSU	0	6	7	0	13
Arkansas	3	0	0	7	10

SCORING SUMMARY

Qtr	Time	Scoring Play	V-H
1st	04:49	ARK - #29 C.Little 28 yd FG, 10:46, 03:24	0-3
2nd	09:28	LSU - #34 D.Ramos 38 yd FG, 5:17, 01:56	3-3
2nd	01:51	LSU - #34 D.Ramos 29 yd FG, 11:61, 05:12	6-3
3rd	05:25	LSU - #27 J.Williams 1 yd rush (#34 D.Ramos kick), 5:40, 01:51	13-3
4th	13:17	ARK - #3 M.Landers 40 yd pass from #10 C.Fortin (#29 C.Little kick), 10:94, 04:29	13-10

TIME DETAILS

Kickoff time: 11:07 AM
End of Game: 02:24 PM
Total elapsed: 03:17

OFFICIALS

Referee: James Carter
Umpire: Russ Pulley
Linesman: Jake Weatherford
Line judge: Walter Flowers
Back judge: Dax Hill
Field judge: Jay Brown
Side judge: Glen Fucik
Center judge: Andy Faust
Replay Official: Ken Switzer

WEATHER

Weather: Sunny 34 F
Wind: North 11 mph

Individual Statistics report
LSU vs Arkansas (Nov 12, 2022)

Date: Nov 12, 2022
Site: Fayetteville, Arkansas
Stadium: Donald W Reynolds Razorback Stadium
Attendance: 73750

FULL GAME

LSU

RUSHING	No.	Gain	Loss	Net	TD	Lg	Avg
Josh Williams	18	118	0	118	1	31	6.6
John Emery Jr.	3	40	0	40	0	32	13.3
Noah Cain	6	29	0	29	0	13	4.8
Jayden Daniels	19	53	43	10	0	20	0.5
Armoni Goodwin	2	6	0	6	0	3	3.0
TEAM	3	0	3	-3	0	0	-1.0
Totals:	51	246	46	200	1	32	3.9

PASSING	C-A-I	Yds	TD	Long	Sack
Jayden Daniels	8-15-1	86	0	26	7
Totals:	8-15-1	86	0	26	7

RECEIVING	TAR	No.	Yards	YAC	TD	Long
Kayshon Boutte	6	4	49	3	0	26
Malik Nabers	5	2	24	16	0	12
Josh Williams	1	1	9	8	0	9
Jaraj Jenkins	2	1	4	1	0	4
John Emery Jr.	1	0	0	0	0	0
Totals:	15	8	86	28	0	26

PUNTING	No.	Yds	Avg	Long	In20	TB
Jay Bramblett	6	261	43.5	52	1	0
Totals:	6	261	43.5	52	1	0

RETURNS	Punt			Kickoff			Intercept		
	No	Yds	Lg	No	Yds	Lg	No	Yds	Lg
Noah Cain	0	0	0	1	18	18	0	0	0
Totals:	0	0	0	1	18	18	0	0	0

FIELD GOALS	Qtr	Time	Dist	Result
Damian Ramos	2nd	09:28	38	GOOD
Damian Ramos	2nd	01:51	29	GOOD

KICKOFFS	No.	Yards	Avg	TB	OB
Nathan Dibert	4	256	64.0	2	1

ALL-PURPOSE	Rush	Rcv	KR	PR	IR	Total
Josh Williams	118	9	0	0	0	127
Kayshon Boutte	0	49	0	0	0	49
Noah Cain	29	0	18	0	0	47
John Emery Jr.	40	0	0	0	0	40

FUMBLES
LSU - Jayden Daniels 1-1
Arkansas - Malik Hornsby 1-1, Cade Fortin 1-1

ARKANSAS

RUSHING	No.	Gain	Loss	Net	TD	Lg	Avg
Raheim Sanders	12	46	0	46	0	14	3.8
Malik Hornsby	18	79	42	37	0	14	2.1
AJ Green	7	31	0	31	0	10	4.4
Cade Fortin	5	24	7	17	0	17	3.4
Rashod Dubinion	3	4	2	2	0	3	0.7
Jadon Haselwood	1	0	0	0	0	0	0.0
Totals:	46	184	51	133	0	17	2.9

PASSING	C-A-I	Yds	TD	Long	Sack
Cade Fortin	8-13-0	92	1	40	1
Malik Hornsby	4-9-0	24	0	11	4
Totals:	12-22-0	116	1	40	5

RECEIVING	TAR	No.	Yards	YAC	TD	Long
Jadon Haselwood	7	5	39	19	0	14
Matt Landers	4	2	69	21	1	40
Raheim Sanders	2	2	0	9	0	2
Ketron Jackson Jr.	3	1	4	6	0	4
Bryce Stephens	1	1	3	8	0	3
Rashod Dubinion	1	1	1	1	0	1
Trey Knox	2	0	0	0	0	0
Totals:	20	12	116	64	1	40

PUNTING	No.	Yds	Avg	Long	In20	TB
Reid Bauer	6	246	41.0	52	2	1
Max Fletcher	1	31	31.0	31	1	0
Totals:	7	277	39.6	52	3	1

RETURNS	Punt			Kickoff			Intercept		
	No	Yds	Lg	No	Yds	Lg	No	Yds	Lg
Bryce Stephens	3	14	14	0	0	0	0	0	0
Latavious Brini	0	0	0	0	0	0	1	5	5
Totals:	3	14	14	0	0	0	1	5	5

FIELD GOALS	Qtr	Time	Dist	Result
Cam Little	1st	04:48	28	GOOD

KICKOFFS	No.	Yards	Avg	TB	OB
Jake Bates	3	193	64.3	2	0

ALL-PURPOSE	Rush	Rcv	KR	PR	IR	Total
Matt Landers	0	69	0	0	0	69
Raheim Sanders	46	0	0	0	0	46
Jadon Haselwood	0	39	0	0	0	39
Malik Hornsby	37	0	0	0	0	37

Team Statistics report
LSU vs Arkansas (Nov 12, 2022)

Date: Nov 12, 2022
Site: Fayetteville, Arkansas
Stadium: Donald W Reynolds Razorback Stadium
Attendance: 73750

FULL GAME	LSU	ARK
FIRST DOWNS	15	15
Rushing	11	11
Passing	4	4
Penalty	0	0
NET YARDS RUSHING	200	133
Rushing Attempts	51	46
Average Per Rush	3.9	2.9
Rushing Touchdowns	1	0
Yards Gained Rushing	246	184
Yards Lost Rushing	46	51
NET YARDS PASSING	86	116
Completions-Attempts-Int	8-15-1	12-22-0
Average Per Attempt	5.7	5.3
Average Per Completion	10.8	9.7
Passing Touchdowns	0	1
TOTAL OFFENSE YARDS	286	249
Total offense plays	66	68
Average Gain Per Play	4.3	3.7
Fumbles: Number-Lost	1-1	2-2
Penalties: Number-Yards	7-44	2-15
PUNTS-YARDS	6-261	7-277
Average Yards Per Punt	43.5	39.6
Net Yards Per Punt	41.2	36.7
Inside 20	1	3
50+ Yards	2	1
Touchbacks	0	1
Fair catch	2	2
KICKOFF-YARDS	4-256	3-193
Average Yards Per Kickoff	64.0	64.3
Net Yards Per Kickoff	37.5	45
Touchbacks	2	2
Fair Catch Yards	24	0
Punt returns: Number-Yards-TD	0-0-0	3-14-0
Average Per Return	0.0	4.7
Kickoff returns: Number-Yds-TD	1-18-0	0-0-0
Average Per Return	18.0	0.0
Interceptions: Number-Yds-TD	0-0-0	1-5-0
Fumble Returns: Number-Yds-TD	0-0-0	1-2-0
Miscellaneous Yards	0	0
Passession Time	32:44	27:16
1st Quarter	08:15	06:45
2nd Quarter	09:23	05:37
3rd Quarter	04:56	10:04
4th Quarter	10:10	04:50
Third-Down Conversions	4-14	6-17
Fourth-Down Conversions	1-2	0-2
Red-Zone Scores-Chances	3-3	1-2
Touchdowns	1-3	0-2
Field goals	2-3	1-2
Sacks By: Number-Yards	5-46	7-41
PAT Kicks	1-1	1-1
2Pts Conversions	0-0	0-0
Field Goals	2-2	1-1
Points off Turnover	0	0

Defensive Statistics report
LSU vs Arkansas (Nov 12, 2022)

Date: Nov 12, 2022
Site: Fayetteville, Arkansas
Stadium: Donald W Reynolds Razorback Stadium
Attendance: 73750

FULL GAME

LSU

#	Name	Solo	Ast	Total	Sacks-Yds	TFL-Yds	FF	FR-Yds	Int-Yds	BrUp	Blks	QBH
30	Greg Penn III	6	4	10	0.0-0	2.5-5	0	0-0	0-0	1	0	0
18	BJ Ojulari	3	6	9	0.5-6	1.0-6	0	1-0	0-0	0	0	1
40	Harold Perkins Jr.	6	2	8	3.0-27	3.0-27	2	0-0	0-0	1	0	1
23	Micah Baskerville	4	3	7	0.0-0	0.0-0	0	0-0	0-0	1	0	0
99	Jaquelin Roy	3	3	6	0.0-0	0.0-0	0	0-0	0-0	0	0	1
3	Greg Brooks Jr.	4	0	4	0.0-0	0.0-0	0	0-0	0-0	0	0	0
13	Joe Foucha	4	0	4	0.0-0	0.0-0	0	0-0	0-0	0	0	0
5	Jay Ward	3	1	4	0.0-0	0.0-0	0	0-0	0-0	0	0	0
35	Sal'vion Jones	1	3	4	1.0-7	1.0-7	0	0-0	0-0	0	0	0
92	Mekhi Wingo	2	1	3	0.0-0	1.0-2	0	1-0	0-0	0	0	0
2	Mekhi Garner	1	2	3	0.0-0	0.0-0	0	0-0	0-0	1	0	0
24	Jarrick Bernard-Converse	1	2	3	0.0-0	0.0-0	0	0-0	0-0	0	0	0
10	Jaraj Jenkins	2	0	2	0.0-0	0.0-0	0	0-0	0-0	0	0	0
82	Jack Mashburn	1	0	1	0.0-0	0.0-0	0	0-0	0-0	0	0	0
86	Mason Taylor	1	0	1	0.0-0	0.0-0	0	0-0	0-0	0	0	0
28	Major Burns	1	0	1	0.0-0	0.0-0	0	0-0	0-0	0	0	0
33	West Weeks	1	0	1	0.0-0	0.0-0	0	0-0	0-0	0	0	0
11	Ali Gaye	0	1	1	0.5-6	0.5-6	0	0-0	0-0	0	0	3
Totals		44	28	72	5.0-46	9.0-53	2	2-0	0-0	4	0	3

ARKANSAS

#	Name	Solo	Ast	Total	Sacks-Yds	TFL-Yds	FF	FR-Yds	Int-Yds	BrUp	Blks	QBH
42	Drew Sanders	2	10	12	1-0-2	1-0-2	0	0-0-0	0-0-0	0	0	0
10	Bumper Pool	5	5	10	0-0-0	0-0-0	0	0-0-0	0-0-0	0	0	0
17	Hudson Clark	3	6	9	0-0-0	0-0-0	0	0-0-0	0-0-0	2	0	0
8	Jayden Johnson	3	5	8	0-0-0	0-0-0	0	0-0-0	0-0-0	0	0	0
24	Quincey McAdoo	4	2	6	0-0-0	0-0-0	0	0-0-0	0-0-0	2	0	0
58	Jashaad Stewart	3	2	5	1-0-1	1-0-1	0	0-0-0	0-0-0	0	0	0
27	Chris Paul Jr.	3	1	4	2-0-16	2-0-16	0	0-0-0	0-0-0	0	0	0
5	Cameron Ball	0	4	4	0-0-0	0-0-0	0	0-0-0	0-0-0	0	0	0
15	Simeon Blair	2	1	3	0-0-0	0-0-0	0	0-0-0	0-0-0	0	0	0
14	Jordan Domineck	1	2	3	0-0-0	1-0-2	1	0-0-0	0-0-0	0	0	0
56	Zach Williams	1	2	3	0-5-6	0-5-6	0	0-0-0	0-0-0	0	0	0
3	Dwight McGlothlen	2	0	2	0-0-0	0-0-0	0	0-0-0	0-0-0	0	0	0
99	Terry Hampton	0	2	2	1-0-7	1-0-7	0	0-0-0	0-0-0	0	0	0
23	Dorian Gerald	0	2	2	0-0-0	0-0-0	0	0-0-0	0-0-0	0	0	0
7	Latavious Brini	0	2	2	0-0-0	0-0-0	0	1-2-5	0-0-0	0	0	0
50	Eric Gregory	1	0	1	1-0-8	1-0-8	0	0-0-0	0-0-0	0	0	0
40	Landon Jackson	0	1	1	0-5-1	0-5-1	0	0-0-0	0-0-0	0	0	1
33	Isaiah Nichols	0	1	1	0-0-0	0-0-0	0	0-0-0	0-0-0	0	0	0
Totals		30	48	78	7-0-41	8-0-43	1	1-2-0	1-5-0	4	0	1

IN DEPTH CHART: OFFENSE

WR



2 Andrew Amrstrong ||| 6-4, 201, R-Sr.

9 catches vs. BYU most by ARK receiver since Treyton Burks (2021) ... Transfer from D2 Texas A&M Commerce, played 2 seasons (20 games/13 starts) ... Jumped onto scene with 62 catches for 1,020 yards and 13 scores in 2022.

	REC	YDS	TD
2023	18	197	3
2022 TAMC	62	1020	13
2021 TAMC	15	297	3
Totals	95	1514	19

17 Tyrone Broden ||| 6-7, 195, R-Sr.

Transfer from Bowling Green State, where he played in 32 games with 21 starts over four seasons ... Arrived in ARK in time to participate in spring drills ... Detroit native was a 3-star prospect from W. Bloomfield HS.

	REC	YDS	TD
2023	2	15	0
2022 BG	32	506	7
2021 BG	36	596	5
2020 BG	6	97	0
2019 BG	0	0	0
Totals	76	1214	12

WR



13 Jaedon Wilson ||| 6-3, 179, R-So.

Scored first TD of the season with first career TD, 65-yd catch vs. WCU ... Caught 3 passes for 49 yards last season in 8 games ... Snagged a 2-point conversion pass in Liberty Bowl win ... Former 3-star recruit out of DeSoto HS (Texas).

	REC	YDS	TD
2023	7	130	1
2022	3	49	0
2021	0	0	0
Totals	10	179	1

16 Isaiah Sategna ||| 5-11, 180, R-Fr.

Scored his first career TD on 88-yd punt return vs. BYU ... Consensus four-star prospect by 247Sports, Rivals and ESPN ... Named 2021-22 Gatorade Arkansas Boys Track & Field Athlete of the Year.

	REC	YDS	TD
2023	3	19	0
2022	2	12	0
Totals	5	31	0

LT



72 Andrew Chamblee ||| 6-6, 304, R-Fr.

Earned first career start vs. Western Carolina ... Former 4-star prospect ... Rated No. 2 player in Arkansas ... High school teammates with ARK DL Nico Davillier at Maumelle (Ark.) HS.

	GP	GS
2023	3	3
Totals	3	3

-OR- 51 Devon Manuel ||| 6-9, 310, R-So.

Played in 1 game last season, seeing action in win at Auburn ... Consensus 3-star recruit out of Sunset, La., where he also played basketball.

	GP	GS
2023	2	0
2022	1	0
Totals	3	0

LG



62 Brady Latham ||| 6-5, 312, R-Sr.

Missed season opener vs. WCU ... Voted a team captain ... Team-best 36 straight starts snapped vs. WCU ... Preseason 2nd team All-SEC (Coaches, Media) ... Earned 3rd team All-SEC from PFF last season ... Pronounced lay-them.

	GP	GS
2023	2	2
2022	13	13
2021	13	13
2020	10	10
2019	3	0
Totals	41	38

67 Josh Street ||| 6-6, 311, R-So.

Former walk-on from Bentonville, Ark. earned scholarship this preseason ... Played in all 13 games last season, primarily on special teams ... Can also play center.

	GP	GS
2022	15	0
Totals	15	0

C



55 Beaux Limmer ||| 6-5, 307, R-Sr.

27 straight starts (23 at RG) ... Preseason 3rd Team All-American (Athlon, Phil Steele), Preseason 1st Team All-SEC (Athlon), 2nd Team (Coaches, Phil Steele) ... Earned 3rd Team All-America from PFF in 2022, 2nd team All-SEC (AP, PFF).

	GP	GS
2023	3	3
2022	13	13
2021	13	11
2020	6	5
2019	4	0
Totals	39	32

56 Amaury Wiggins ||| 6-3, 310, R-So.

Transfer from Coffeyville CC, where he played in four games last year at center ... Earned first-team honors in the Kansas Jayhawk Community College Conference ... Can also play guard.

	GP	GS
2023	1	0
2022 COF	4	0
Totals	5	0

RG



78 Joshua Braun ||| 6-6, 348, R-Jr.

Started at LG in opener ... Transfer from Florida, where he played in 26 games ... Saw time at both guard spots for Gators ... Originally committed to play at Georgia when Coach Pittman was OL coach at UGA ... Married to Azucena.

	GP	GS
2023	3	3
2022 FLA	2	0
2021 FLA	13	7
2020 FLA	11	0
Totals	29	10

53 Ty'Kieast Crawford ||| 6-5, 326, Sr.

Earned start in opener vs. WCU ... Started his first game at ARK vs. LSU ... Played 2020 season at Charlotte, playing in 6 games and starting 3 ... Originally committed to Arkansas out of high school.

	GP	GS
2023	3	1
2022	12	2
2021	13	0
2020	6	3
Totals	34	6

RT



75 Patrick Kutas ||| 6-5, 313, So.

Earned first career start vs. WCU ... Played in all 13 games as a true freshman, primarily on special teams ... 4-star recruit out of Christian Brothers HS in Memphis, Tenn. playing both offensive line and defensive line.

	GP	GS
2023	3	3
2022	13	0
Totals	16	3

76 E'Marion Harris ||| 6-7, 292, R-Fr.

Played in 2 games during his freshman season, including the majority of the Liberty Bowl win over Kansas ... Son of former Razorback Elliott Harris ... Pronounced eh-Marion.

	GP	GS
2023	2	0
2022	2	0
Totals	4	0

QB



1 KJ Jefferson ||| 6-3, 247, R-Sr.

Preseason 1st team All-SEC (Athlon), 2nd team All-SEC (Coaches, Media, Phil Steele) ... Entered season in career Top 10 at Arkansas in pass attempts, completions, passing yards, TD passes, total plays, total yards and TD responsibility.

	C-A-I	YDS	TD
2023	35-17-1	629	6
2022	204-300-5	2636	24
2021	198-294-4	2676	21
2020	20-40-1	295	3
2019	14-31-1	197	0
Totals	497-802-11	6433	54

6 Jacolby Criswell ||| 6-1, 230, R-Jr.

Transfer from North Carolina, where he played three seasons as the Tar Heels' back-up QB ... Arkansas native is from Morrilton, Ark., where he was a 4-star prospect and No. 2 player in Arkansas ... Arkansas Gatorade POY in 2019.

	C-A-I	YDS	TD
2023 UNC	2-0-0	28	1
2022 UNC	2-6-0	9	0
2021 UNC	13-20-1	179	1
2020 UNC	3-4-1	16	0
Totals	20-33-2	232	2

RB



5 Raheim Sanders ||| 6-2, 242, Jr.

Missed games vs. Kent State, BYU ... Voted a team captain ... Only returning player in the nation with 1400+ yards rushing/250+ yards receiving ... First Razorback to rush for 1400+ yards and return to school since Darren McFadden.

	ATT	YDS	TD
2023	15	42	2
2022	222	1443	10
2021	114	578	5
Totals	351	2063	17

0 AJ Green ||| 5-11, 205, Jr.

Recorded his first career 2 score game vs. BYU ... Earned first career start vs. Kent State ... Ran for career-best 414 yards as a sophomore ... Former 4 star prospect and No. 2 player in Oklahoma.

	ATT	YDS	TD
2023	28	190	2
2022	87	414	3
2021	47	227	1
Totals	162	831	6

TE



9 Luke Hasz ||| 6-3, 242, Fr.

Caught his first career TD vs. BYU, 4 catches for 78 yards ... Highest rated recruit in ARK class according to ESPN ... 4-star TE and No. 3 TE in the nation according to ESPN ... Twin brother Dylan is a DB for the Hogs ... Pronounced HAZ.

	REC	YDS	TD
2023	9	123	1
Totals	9	123	1

44 Francis Sherman ||| 6-3, 247, Sr.

Earned first start at ARK vs. BYU ... Transfer from Louisville where he played three seasons ... Played in all 13 games during 2022 season, making a pair of starts ... Played TE and DE at Bay HS in Bay Village, Ohio.

	REC	YDS	TD
2023	1	13	0
2022 LOU	0	0	0
2021 LOU	3	19	1
2020 LOU	4	32	1
Totals	8	54	2

WR



4 Isaac TeSlaa ||| 6-4, 216, Sr.

Transfer from D2 Hillsdale College in Michigan ... Named the 2022 GMAC Offensive Player of the Year ... Named to Bruce Feldman's Freaks List during preseason (10-5 broad jump, 38" vertical) ... Pronounced teh-SLAW.

	REC	YDS	TD
2023	10	143	1
2022 HIL	68	1325	13
2021 HIL	45	698	7
2020 HIL	5	93	0
Totals	128	2259	21

88 Davion Dozier ||| 6-4, 205, Fr.

First career catch was a TD vs. WCU ... A 4-star prospect according to Rivals and On3 ... Rated the No. 22 player in Alabama and the No. 43 wide receiver in the country by Rivals.


	REC	YDS	TD
2023	1	14	1
Totals	1	14	1

IN DEPTH CHART: DEFENSE

	U-A-T	TFL	SACK
2023	7-4-11	6.0	2.0
2022	9-14-23	3.5	3.0
2021 LSU	0-0-0	0.0	0.0
Totals	16-18-34	9.5	5.0

40 Landon Jackson III | 6-7, 281, Jr.

Career-best 3 TFLs vs. BYU ... Voted a team captain by his teammates ... Transfer from LSU, played in 5 games as a true freshman in 2021 ... 4-star prospect out of Texarkana, Texas where he was the No. 7 DE in the nation.



DE

	U-A-T	TFL	SACK
2023	2-2-4	2.0	2.0
2022	18-8-19	5.5	2.5
2021	17-9-26	6.5	5.5
2020	8-5-13	7.0	4.0
2019	8-6-14	4.0	2.0
Totals	47-30-77	25.0	16.0

6 John Morgan III | 6-2, 270, R-Sr.

Sacks in back-to-back games ... Transfer from Pitt, where he played in 53 games (8 starts) over 5 seasons for the Panthers ... Practiced with the Hogs during spring drills after transferring ... His 14.0 career sacks are most on ARK roster.



DT

	U-A-T	TFL	SACK
2023	3-8-11	2.0	1.0
2022	DNP - Injured	0.0	0.0
2021	6-18-24	3.0	1.0
2020	4-7-11	0.0	0.0
Totals	13-33-46	5.0	2.0

9 Taurean Carter III | 6-3, 303, R-Sr.

Logged his 2nd career sack in opener ... Missed the 2022 season while recovering from knee surgery, injured knee during 2022 spring game ... Appeared in all 13 games in 2021 with 24 tackles ... Pronounced tour-ee-an.



DT

	U-A-T	TFL	SACK
2023	3-9-11	2.0	1.5
2022	18-6-24	4.0	2.0
2021	11-14-25	4.0	1.0
2020	8-15-23	1.5	0.5
2019	0-0-0	0.0	0.0
Totals	40-38-78	11.0	4.5

93 Keivie Rose III | 6-3, 303, R-Sr.

Notched a sack and 1.5 TFLs vs. WCU ... Transfer from Louisiana Tech ... Played 4 seasons for the Bulldogs, appearing in 35 games ... Did not participate in spring practices at Arkansas, arriving in the summer ... Pronounced KEE-vee.



DE

	U-A-T	TFL	SACK
2023	2-3-5	0.5	0.0
2022	8-11-19	4.0	2.0
2021	7-20-27	4.0	1.0
2020	12-15-27	3.0	2.5
2019	13-4	0.0	0.0
Totals	30-52-82	11.5	5.5

50 Eric Gregory III | 6-4, 318, R-Sr.

Played in all 13 games with a career-high 10 starts in 2022, making 19 tackles and matching his career-high with 4.0 TFLs ... Has played in every game each of last 2 years (26) ... Has played both DT and DE in his career.



LB

	U-A-T	TFL	SACK
2023	1-6-7	0.0	0.0
2022	9-22-31	2.5	1.0
2021	0-1-1	0.0	0.0
Totals	10-29-39	2.5	1.0

5 Cam Ball III | 6-5, 319, R-So.

Saw action in all 13 games during his redshirt freshman season, making 31 stops with 2.5 TFLs ... Earned start in Liberty Bowl win over Kansas, recording his first career sack ... Played in 2 games a true freshman in 2021.



DE

	U-A-T	TFL	SACK
2023	3-2-5	4.0	3.0
2022	15-5-20	3.0	1.0
2021	23-11-34	2.0	3.5
2020	18-5-23	1.0	6.0
2019	DNP - redshirt	0.0	0.0
Totals	65-24-89	23.0	13.0

7 Trajan Jeffcoat III | 6-4, 281, *R-Sr.

SEC DL of the Week (Wk 2) ... Voted a team captain ... Transfer from Missouri, played in 48 games (30 starts) ... Earned 1st Team All-SEC honors (AP, Coaches) in 2020 ... Preseason 4th team All-SEC (Phil Steele).




LB

	U-A-T	TFL	SACK
2023	0-2-2	0.0	0.0
2022	11-23-34	6.5	4.5
2021	7-16-23	5.5	2.5
2020	9-13-22	1.5	0.0
2019	6-6-12	0.0	0.0
Totals	33-60-93	13.5	8.0

56 Zach Williams III | 6-4, 250, *Sr.

Made a career-best 34 tackles last season to go with career-bests in TFLs (6.5) and sacks (4.5) ... Son of former Arkansas linebacker Rickey Williams (1984-87) ... 1 of 7 Hogs to broad jump 10+ feet this offseason.



LB

	U-A-T	TFL	SACK
2023	7-10-17	2.5	1.0
2022	38-24-62	8.0	4.0
2021	0-1-1	0.0	0.0
Totals	45-35-80	10.5	5.0

27 Chris Paul Jr. III | 6-1, 233, R-So.

Made 62 tackles with 8.0 TFLs in 13 games as a redshirt freshman ... Earned 2nd team Freshman All-America status (The Athletic, PFN) and Freshman All-SEC ... Saw action in four games as a true freshman in 2021, making one tackle.



CB

	U-A-T	TFL	SACK
2023	2-4-6	0.0	0.0
Totals	2-4-6	0.0	0.0

3 Antonio Grier III | 6-1, 230, *R-Sr. -OR- 22 Brad Spence III | 6-2, 237, Fr.

Grier played in 48 games (27 starts) over 5 seasons at USF ... Pick-6 on his first snap at ARK ... Spence logged team's first pick-6 of the season - first since 2020 - vs. WCU returning it 85 yards ... 3-star recruit from Klein Forest HS (Texas).



S

	U-A-T	TFL	SACK
2023	13-16-29	2.5	2.0
2022	25-45-70	6.5	2.0
2021	9-14-23	0.5	0.5
2020	0-2-2	0.0	0.0
Totals	47-77-124	11.5	5.0

28 Jaheim Thomas III | 6-4, 240, R-Jr.

Logged a career-high 12 stops vs. Kent State ... Transfer from Cincinnati played in 29 games (1 start) for Bearcats ... Posted career year in 2022 (70 tackles, 6.5 TFLs, 2 sacks) ... Former 4-star recruit and No. 5 recruit out of Ohio in 2019.



CB

	U-A-T	TFL	SACK
2023	1-2-3	0.0	0.0
2022	8-4-12	0.5	0.0
Totals	9-6-15	0.5	0.0

36 Jordan Crook III | 6-0, 220, So.

Played in all 13 games as a true freshman, earning start in Liberty Bowl victory ... Made 12 stops in first campaign, including 7 in Liberty Bowl win over Kansas ... No. 9 player in Dallas Metro according to Dallas Morning News.

	U-A-T	TFL	INT
2023	4-0-4	1.0	1
2022	43-9-52	1.0	4
2021	26-6-32	2.0	0
2020	8-1-9	0.0	0
Totals	81-16-97	3.0	6

2 Dwight McGlothery III | 6-2, 188, Sr.

2 forced turnovers (INT, FF) ... 1st team preseason All-SEC (Coaches, Athlon) ... Forced 6 turnovers (4 INTs, 2 FFs) with a career-best 52 tackles in 2022 ... Transfer from LSU, where he played in 17 games with 6 starts in 2 seasons.

	U-A-T	TFL	INT
2023	1-1-2	0.0	0
2022	11-14	0.0	0
2021	5-0-5	0.0	1
2020	6-3-9	1.5	1
2019	14-4-18	0.0	0
Totals	39-9-48	1.5	1


25 Kee'yon Stewart III | 6-0, 185, R-Sr.

Started 8 games and played in 30 games over 4 seasons at TCU ... Made 14 stops and played in 13 games for Horned Frogs, finishing as national runner-up ... Former 3-star recruit won Texas HS stat championship as a senior.

	U-A-T	TFL	INT
2023	5-9-8	0.0	0
2022	41-39-80	10.0	1
2021	29-4-33	2.0	3
2020	2-1-3	0.0	0
2019	52-18-70	0.0	0
Totals	129-65-194	15.0	7

13 Alfahiym Walcott III | 6-2, 210, *Sr.

Transfer from Baylor, where he was a 2nd team Big 12 performer for the Bears in 2022, making a career-best 80 tackles ... Began his career at Butler CC, spending 2 seasons there, playing in 1 (70 tackles and 3 INTs in 13 games).



S

	U-A-T	TFL	INT
2023	0-0-0	0.0	0
2022	7-8-15	0.0	0
2021	8-6-14	0.0	1
2020	1-0-1	0.0	0
2019	1-1-2	0.0	0
Totals	17-15-32	0.0	1


4 Malik Chavis III | 6-2, 194, R-Sr.

Started 6 games and played in 12 as a junior in 2022, primarily at safety ... Made a career-high 15 tackles ... Intercepted his first career pass in his first career start vs. UAPB in 2021 ... Pronounced chav-is (rhymes with have).

	U-A-T	TFL	INT
2023	7-6-13	0.5	1
2022	18-17-35	2.5	0
2021	9-15-24	2.0	0
Totals	30-37-67	5.0	0

8 Jayden Johnson III | 6-2, 206, Jr.

Picked a pass and forced a fumble in opener ... Made 7 starts and played in 12 games as a sophomore in 2022, making a career-best 35 stops ... Three-star prospect out of Cedartown, Ga. ... Played QB, WR, RB, CB and safety in high school.




S

	U-A-T	TFL	INT
2023	4-1-5	1.0	1
2022	33-34-67	4.0	1
2021	9-13-22	1.0	0
2020	32-15-47	1.0	3
Totals	78-63-141	7.0	5

17 Hudson Clark III | 6-2, 188, R-Sr.

Earned 1st team All-SEC honors from USA Today last season after recording career marks in games (13), starts (10) and tackles (67) ... Former walk-on burst onto scene in 2020 with 3 INTs vs. Ole Miss ... Both parents are U of A grads.



CB

	U-A-T	TFL	INT
2023	4-4-8	0.5	0
Totals	4-4-8	0.5	0

15 Jaheim Singletary III | 6-2, 187, R-Fr.

Former 5-star recruit transferred from Georgia following spring practice ... Played in 3 games at UGA during freshman season to preserve redshirt ... No. 3 CB and No. 5 prospect in Florida according to ESPN.



NB

	U-A-T	TFL	INT
2023	3-2-5	0.0	0
Totals	3-2-5	0.0	0

11 Jaylon Braxton III | 6-0, 185, Fr.

Earned first start vs. BYU ... Saw first action in opener vs. WCU ... Braxton is highest rated recruit in ARK class according to 247Sports ... No. 141 in Top247 rankings and No. 217 in ESPN 300, No. 8 CB nationally and No. 9 player in Texas.

	U-A-T	TFL	INT
2023	2-2-4	1.0	0
2022	12-4-16	1.5	0
2021	2-2-4	0.5	0
Totals	16-8-24	3.0	0

1 Lorando Johnson III | 6-0, 193, R-Jr.

Transfer from Baylor, where he played in 19 games with 13 starts in 2 seasons ... Participated in spring practice at Arkansas following transfer ... Former 4-star prospect out of Lancaster HS (Texas) ... Nickname is Snaxx.

	U-A-T	TFL	INT
2023	5-0-5	0.0	0
Totals	5-0-5	0.0	0

18 TJ Metcalf III | 6-1, 206, Fr.

Recovered a fumble in win over WCU ... 4-start recruit out of Pinson Valley HS (Alabama), where he was ranked the No. 33 safety in the nation and 23rd best prospect in Alabama.

RAZORBACK TRENDS

	2023	Streak	Pittman
Overall	2-1	L1	21-18
At Home	2-1	L1	14-8
On the Road	0-0	L1	4-9
Neutral	0-0	W1	3-1
September	2-1	L1	9-3
October	0-0	W2	5-7
November	0-0	L1	5-6
December/January	0-0	W2	2-2
vs. SEC	0-0	L1	10-16
vs. Non-Conference	2-1	L1	11-2
vs. Ranked Opponents	0-0	W1	5-13
Record in Games...			
Decided by 7 pts or less	0-1	L1	4-10
Decided by 3 pts or less	0-0	W1	3-8
During the day	2-0	W3	15-13
At night	0-1	L1	6-5
Record When Scoring...			
Less than 21 points	0-0	L3	2-6
21+ points	2-1	L1	19-12
30+ points	1-1	L1	13-6
40+ points	1-0	W7	9-2
50+ points	1-0	W3	3-1
Record When Allowing...			
Less than 14 points	2-0	W2	8-1
Less than 21 points	2-0	W2	11-1
21+ points	0-1	L1	10-17
Record When...			
Scoring first	1-1	L1	16-6
Opponents score first	1-0	W1	5-12
Leading after the 1Q	2-0	W4	16-5
Trailing after the 1Q	0-0	L2	3-11
Tied after the 1Q	0-1	L1	2-2
Leading at halftime	2-1	L1	16-5
Trailing at halftime	0-0	L4	5-13
Tied at halftime	0-0	L2	0-0
Leading after the 3Q	2-0	W16	19-2
Trailing after the 3Q	0-0	L6	1-14
Tied after the 3Q	0-1	L2	1-2
In overtime games	0-0	W2	2-0
Record With...			
Less than 400 yards total offense	2-0	W2	7-6
400+ yards total offense	0-1	L1	14-12
500+ yards total offense	0-0	W6	7-2
600+ yards total offense	0-0	W2	3-1
Less than 100 yards rushing	0-0	L2	1-3
100+ yards rushing	2-1	L1	20-15
200+ yards rushing	0-0	W4	13-7
300+ yards rushing	0-0	W3	4-1
Less than 200 yards passing	1-0	W2	8-5
200+ yards passing	1-1	L1	13-13
300+ yards passing	0-0	W2	3-4
400+ yards passing	0-0	L2	0-0
A 300-yard passer	0-0	W2	3-4
A 100-yard rusher	0-0	W4	10-7
Record When Allowing...			
Less than 200 total yards	0-0	W6	0-0
200+ total yards	2-1	L1	21-18
300+ total yards	0-0	W1	14-16
400+ total yards	0-0	W1	10-12
Less than 100 rush yards	2-1	L1	8-2
100+ rush yards	0-0	L1	13-16
200+ rush yards	0-0	L1	3-8
Less than 200 pass yards	1-0	W1	8-4
200+ pass yards	1-1	L1	13-14
300+ pass yards	0-0	W2	7-4
400+ pass yards	0-0	W1	2-2
A 300-yard passer	0-0	W2	7-4
A 100-yard rusher	0-0	L1	4-9
Record When Having...			
No turnovers	2-0	W6	9-4
Less than 3 turnovers	2-1	L1	20-16
3 or more turnovers	0-0	W1	1-2
No takeaways	0-0	L1	3-8
Less than 3 takeaways	1-1	L1	12-18
3 or more takeaways	1-0	W11	9-0
Win turnover battle	2-0	W14	14-0
Lost turnover battle	0-1	L3	2-8
Turnovers even	0-0	L2	5-10
More than 30:00 TOP	1-1	L1	8-5
Less than 30:00 TOP	1-0	W2	13-13

RAZORBACK NOTEBOOK

HEAD HOG

- Fourth-year **head coach Sam Pittman** leads Arkansas in 2023 on the heels of its second straight bowl appearance.
- Pittman has led the Razorbacks to seven-plus wins in two consecutive seasons as well as bowl eligibility in each of the last three seasons.
- Pittman is the fourth Arkansas head coach in history to lead the Razorbacks to bowl eligibility in each of their first three seasons on the job, joining Lou Holtz (1977-79), Ken Hatfield (1984-86) and Houston Nutt (1998-2000).
- Saturday night's game against LSU marks Pittman's 40th game as the head coach at Arkansas. Of those 40 games, 34 have been against an opponent from the SEC, a Power 5 foe and/or an opponent ranked in the AP Top 25 poll.
- Arkansas has beat five ranked FBS teams under Pittman. Since his first season, 26 of Arkansas' 37 FBS foes have either been ranked or received votes in the national polls.

QB1

- **QB KJ Jefferson**, the unquestioned leader of the Arkansas offense, is the Razorbacks' full-time starting quarterback for a third consecutive season and makes his 30th career start under center this Saturday night against LSU in Baton Rouge.
- Arkansas has a 18-9 record – including two bowl victories – in games that Jefferson has started over the past two seasons.
- Voted a captain by his teammates for the third consecutive season, Jefferson is just the second three-time team captain in school history. He follows Herbert Fishback, a three-time team captain from 1895-97 at Arkansas – the second, third and fourth years of the program's existence.
- Jefferson has led the Hogs to a bowl game in back-to-back seasons, highlighted by a nine-win season in 2021 – their most wins in a year since 2011. He led the Razorbacks to their first bowl game win since the 2016 Liberty Bowl and their first New Year's Day bowl game win since the 2000 Cotton Bowl.
- In 2022, Jefferson passed for 2,648 yards and 24 scores with just five interceptions, completing 68% of his passes and surpassing his 2021 percentage (67.3%) for the second-best all-time single-season mark at Arkansas.
- Jefferson also totaled 640 rushing yards and nine scores on the ground. He is the first Arkansas quarterback to rush for 500-plus yards in back-to-back seasons since QB Matt Jones, who rushed for 500-plus yards from 2001-04.
- Jefferson's name is all over the program's all-time records, having already cracked the career top 10 lists for:
 - » Pass attempts: 743 – No. 8
 - » Pass completions: 491 – No. 4
 - » Passing yards: 6,433 – No. 5
 - » Touchdown passes: 54 – No. 4
 - » Total plays: 1,136 – No. 5
 - » Total yards: 7,942 – No. 5
 - » Touchdown responsibility: 74 – No. 2
- The closest school record in Jefferson's sights is touchdown responsibility. Jefferson has accounted for 74 touchdowns – 54 passing, 20 rushing – from 2019-23 and is three shy of matching QB Matt Jones' program record of 77 total touchdowns – 53 passing, 24 rushing – from 2001-04.
- Jefferson's 54 career touchdown passes rank fourth behind QB Brandon Allen's record of 64 by 10. Jefferson's 6,433 passing yards are less than 1,350 yards shy of QB Tyler Wilson's career mark of 7,765, and he is one of only five quarterbacks in Arkansas history to throw for 6,000-plus yards:



Sam Pittman is the fourth Arkansas head coach in history to lead the Razorbacks to bowl eligibility in each of their first three seasons, joining Lou Holtz, Ken Hatfield and Houston Nutt.



KJ Jefferson is one of only five quarterbacks in Arkansas history to throw for 6,000-plus yards in their career.

Rank	Player	Career Passing Yards	Years at Arkansas
1.	Tyler Wilson	7,765	2008-12
2.	Ryan Mallett	7,493	2009-10
3.	Brandon Allen	7,463	2012-15
4.	Clint Stoerner	7,422	1996-99
5.	KJ Jefferson	6,433	2019-pres.

RAZORBACK NOTEBOOK

RUNNIN' RAZORBACKS

- Led by the four-headed monster of **RB Raheim Sanders**, **QB KJ Jefferson**, **RB AJ Green** and **RB Rashod Dubinion**, Arkansas rushing attack was one of the nation's most explosive in 2022.
- No rushing attack in the SEC brings back more production from last year than the Razorbacks.
- The quartet of Sanders (1,443 yards, 10 touchdowns), Jefferson (640 yards, nine touchdowns), Green (414 yards, three touchdowns) and Dubinion (293 yards, five touchdowns) accounted for 90.7% (2,788 yards) of the Razorbacks' 3,075 total rushing yards and 100% (27 touchdowns) of the Hogs' 27 total rushing touchdowns from a year ago.
- Arkansas finished the year ranked second in the SEC and seventh nationally in rushing, averaging 236.7 yards per game for a total of 3,075 rushing yards on the year.
- Arkansas totaled 200 or more rushing yards in nine of its 13 games in 2022, led by a 100-yard rusher in 10 of 13 games. Sanders recorded a team-leading seven 100-yard rushing games.
- The Hogs' nine 200-yard rushing games led the SEC and tied for third-most nationally in 2022.

ROCKET MAN

- **RB Raheim "Rocket" Sanders** is one of the country's top running backs.
- Sanders started all 13 games in 2022, emerging as one of the nation's premier running backs with 1,443 yards rushing and 10 touchdowns to go with 28 receptions for 271 yards and two scores.
- Sanders proved to be versatile out of the backfield, hauling in at least one pass in 11 of 13 games. Entering 2023, he is the team's leading returning receiver in receptions, yards and touchdowns.
- Sanders' 1,443 rushing yards in 2022 were the fourth-most by a Razorback all-time and ranked second in the SEC and 13th nationally. Sanders finished the season as one of just 20 players at the FBS level to average of 100 yards rushing per game, averaging 111.0 yards per game.
- His 6.50 yards per carry in 2022 were good for fifth-best in school history and represented the best yards per carry mark since RB Felix Jones set the school record (8.74 ypc) in 2007.
- Sanders has rushed for 100 yards eight times in his career, doing so seven times in 2022. He eclipsed the 100-yard mark in each of the first three games of 2022, becoming the first Arkansas rusher to run for 100 yards in each of the first three games of a season since 2013.
- Sanders' seven 100-yard games in 2022 tied for the third-most in a season in school history. His eight career 100-yard games put him 11th all-time at Arkansas in just 27 career games.
- In 2022, Sanders was one of only two SEC rushers to eclipse the 1,000-yard mark on the ground and total double-digit rushing touchdowns. Ole Miss RB Quinshon Judkins, who finished as the SEC's leading rusher, also accomplished the feat.
- Sanders led the SEC in both total yards from scrimmage (1,714) and total yards from scrimmage per game (131.8). Nationally, he ranked ninth and 12th, respectively, in total yards from scrimmage and total yards from scrimmage per game.
- Sanders was the only SEC player and one of just six FBS players with 1,400 or more rushing yards and 250 or more receiving yards in 2022:

Player	School	Rushing Yards	Receiving Yards
RB Chase Brown	Illinois	1,643	240
RB Tyjae Spears	Tulane	1,581	256
RB Bijan Robinson	Texas	1,580	314
RB Deuce Vaughn	Kansas State	1,558	378
RB Keaton Mitchell	East Carolina	1,452	252
RB Raheim Sanders	Arkansas	1,443	271

- Sanders ran wild in the last year's win over Missouri State, totaling 167 rushing yards and a score on 22 carries (7.6 avg). He also hauled in two passes for 75 yards and a touchdown, becoming one of only two SEC players (Florida WR Percy Harvin) since 2000 to record 150+ rushing yards with a rushing score and 70+ receiving yards with a receiving score in a game.
- Sanders posted back-to-back games with 170+ yards rushing, going for 175 yards and two scores on 15 carries in win at BYU and followed up with 171 yards on 16 carries in win at Auburn. The performance at Auburn garnered him his first SEC Offensive Player of the Week award.
- Sanders became the second Arkansas player in the past 25 seasons to have 200 rushing yards and three rushing touchdowns against a ranked opponent after exploding for 232 yards – fifth-most in Arkansas history – and three scores against No. 14 Ole Miss to earn his second SEC Offensive Player of the Week honor of the season. RB Darren McFadden also accomplished the feat in a 50-48 win over No. 1 LSU during the 2007 campaign.
- For his career, Sanders has totaled 2,063 rushing yards and 17 rushing touchdowns on 351 carries (5.9 ypc) over 27 games.
- Sanders is just 344 yards shy of matching RB Madre Hill's mark of 2,407 for 10th on Arkansas' career rushing yards list.



AJ Green made his first second start at running back last weekend against BYU. Filling in for the injured Raheim Sanders, Green ran for 86 yards and two touchdowns on nine carries (9.6 ypc).



Raheim Sanders has six career games with multiple rushing touchdowns. He recorded his fifth career game with two rushing scores in the Hogs' season-opening win against Western Carolina.

RAZORBACKS IN THE NFL

#PRHOGS



As of Sept. 17, 2023

Name	Pos.	NFL Team
Hjalte Froholdt	OL	Arizona Cardinals
Feleipe Franks *	TE	Atlanta Falcons
Drew Sanders	LB	Denver Broncos
Jerry Jacobs	DB	Detroit Lions
Frank Ragnow	OL	Detroit Lions
McTelvin Agim ^	DL	Indianapolis Colts
Montaric Brown	DB	Jacksonville Jaguars
Jeremiah Ledbetter	DL	Jacksonville Jaguars
Dalton Wagner *	OL	Las Vegas Raiders
Trey Flowers *	DL	New England Patriots
Hunter Henry	TE	New England Patriots
Deatrich Wise Jr.	DL	New England Patriots
Jonathan Marshall ^	DL	Pittsburgh Steelers
Armon Watts	DL	Pittsburgh Steelers
Matt Landers ^	WR	Seattle Seahawks
Jason Peters	OL	Seattle Seahawks
Brandon Allen	QB	San Francisco 49ers
Dre Greenlaw	LB	San Francisco 49ers
Treyton Burks	WR	Tennessee Titans
Kamren Curl	DB	Washington Commanders
De'Jon Harris *	LB	Washington Commanders
John Ridgeway	DL	Washington Commanders
Ricky Stromberg	OL	Washington Commanders

* Reserve/Injured // ^ Practice Squad



THE HOG POD WITH BO MATTINGLY

Check out the Hog Pod with Bo Mattingly for great stories and insight about Razorback football, including episodes with AD Hunter Yurachek, head coach Sam Pittman, offensive coordinator Dan Enos, co-defensive coordinator Marcus Woodson, QB KJ Jefferson and RB Raheim Sanders and many others. Find The Hog Pod anywhere you get your podcasts, or visit ArkansasRazorbacks.com/TheHogPod.

RAZORBACK NOTEBOOK

DYNAMIC DUO

- The best backfield in the SEC resides in Arkansas.
- **QB KJ Jefferson** and **RB Raheim Sanders** were among the league's best at their respective positions a year ago.
- As a tandem, Jefferson and Sanders combined for 5,001 all-purpose yards and 45 total touchdowns in 2022.
- The duo tallied 2,083 total rushing yards while also combining for 5.5 yards per carry and 19 rushing touchdowns to form one of the country's most elite 1-2 punches.
- Sanders narrowly missed on winning the SEC rushing title as a sophomore, finishing with 1,443 rushing yards – second to only Ole Miss RB Quinshon Judkins (1,567 rushing yards).
- Sanders' 6.5 yards per carry tied for the league's best.
- His 10 rushing touchdowns led the Razorbacks, one ahead of Jefferson's nine rushing touchdowns.
- Jefferson, meanwhile, has been responsible for 74 touchdowns – 54 passing and 20 rushing – and has passed for more than 2,600 yards and rushed for more than 600 yards each season since taking over as the full-time starter in 2021.



WANTED: PASS CATCHERS

- Arkansas is tasked with replacing five of the team's top six pass catchers from last season. WR Jadon Haselwood led the Razorbacks in receptions with 59, while WR Matt Landers led the squad in both receiving yards (901) and touchdowns (8).
- In total, the Hogs will need to replace 2,399 yards (78.6%), 167 receptions (72.3%) and 21 receiving touchdowns (80.8%).
- **RB Raheim Sanders** returns as the Razorbacks' leading receiver after posting 28 catches for 271 receiving yards with a pair of touchdowns in 2022. Sanders, who caught at least one pass in 11 of Arkansas' 13 games last season, has tallied 41 receptions for 376 yards and three touchdowns over 27 career games as a Hog.
- **WR Bryce Stephens** showed flashes last season with 9 catches for 109 yards and a touchdown, while **WR Jaedon Wilson** emerged late in the 2022 campaign, highlighted by a pair of catches for 47 yards against Kansas in the Liberty Bowl.
- Arkansas' top-five returning pass catchers, led by Sanders, are listed below in order of career receptions:

Rank	Player	Receptions	Receiving Yards	Receiving Touchdowns
1.	RB Raheim Sanders	41	376	3
2.	RB AJ Green	15	173	1
3.	RB Rashod Dubinion	14	116	1
4.	WR Bryce Stephens	12	114	1
5.	WR Jaedon Wilson	10	179	1

- In addition to the returners, transfers **WR Andrew Armstrong** (Texas A&M-Commerce), **WR Tyrone Broden** (Bowling Green) and **WR Isaac TeSlaa** (Hillsdale College) will be counted on to provide veteran experience to the Hogs' wideout room.
- The Razorbacks' trio of wide receiver transfers, who have combined for 299 career receptions for 4,888 receiving yards and 51 receiving touchdowns, are listed below in order of career receptions:

Rank	Player	Receptions	Receiving Yards	Receiving Touchdowns
1.	WR Isaac TeSlaa (Hillsdale)	128	2,259	20
2.	WR Andrew Armstrong (TAMUC)	95	1,415	19
3.	WR Tyrone Broden (Bowling Green)	76	1,214	12

- TeSlaa was named the Great Midwest American Conference Offensive Player of the Year after hauling in 68 passes for 1,325 yards and 13 scores in 2022. He recorded seven 100-yard receiving games while averaging 120.5 receiving yards per game.
- Armstrong caught a team-leading 62 passes for a team-high 1,020 yards (16.5 ypc) and a team-best 13 touchdowns last season at Texas A&M-Commerce. The Dallas, Texas, native averaged 92.7 receiving yards per game and finished the season as Texas A&M-Commerce's first 1,000-yard receiver since 2014.
- Broden caught 32 passes for 506 yards and a team-high seven touchdowns at Bowling Green last year. Standing six-foot-seven, he was the tallest wide receiver in the nation in 2022, sharing that distinction with three other players.
- Arkansas also added a pass-catching transfer in **TE Var'keyes Gumms** (North Texas). Gumms caught 34 passes for 458 yards and five touchdowns to earn freshman All-America honors from The Athletic in 2022.
- The Houston, Texas, native set North Texas' single-season school record for receptions (34) and receiving yards (458) by a tight end. His five receiving touchdowns were good for second-most in a single season by a tight end in North Texas history.
- Gumms is one of four tight ends on the Razorback roster with at least one career reception:
 - » **TE Francis Sherman** – four career receptions for 32 yards and one touchdown
 - » **TE Nathan Bax** – three career receptions for 16 yards
 - » **TE Ty Washington** – one career reception for 17 yards and one touchdown

RAZORBACK NOTEBOOK

O-LINE

- Arkansas **offensive line coach Cody Kennedy** is replacing multiple starters for the first time in his tenure at Arkansas following the departures of multiple-year starters OL Ricky Stromberg at center and OL Dalton Wagner at right tackle. Stromberg started 44 games in his career, including the final 25, and Wagner started 40 total games across five seasons as a Hog.
- In 2022, the Razorback offensive line helped pave the way for one of the most dynamic offenses in school history, gaining 6,128 total yards – second-most in school history – and rushing for 3,077 yards – 10th-most in school history. The offensive line allowed **RB Raheim Sanders** to rush for 1,443 yards – fourth-most in program history and the most since 2015.
- The Razorbacks return three players that all started games last season in **OL Brady Latham** (team-high 38 career starts), **OL Beaux Limmer** (32 career starts) and **OL Ty’Kieast Crawford** (6 career starts). Limmer is expected to slide over to center from his right guard position, while Latham – one of six team captains – is entrenched at left guard.
- A list of Arkansas’ returning offensive linemen is below in order by career games played:

Player	Career Games Played	Career Starts (Consecutive Starts)
OL Brady Latham	39	38 (2)
OL Beaux Limmer	39	32 (27)
OL Ty’Kieast Crawford	31	6 (0)
<i>Total</i>	<i>109</i>	<i>77</i>

- Last season, Limmer produced a stellar campaign as the team’s starting right guard in the first 12 games before getting the nod at center in the AutoZone Liberty Bowl victory over Kansas (Dec. 28). The Tyler, Texas, native, who earned third-team All-America honors from Pro Football Focus, second-team All-SEC recognition from the Associated Press and PFF and fourth-team All-SEC praise from Phil Steele, has started 24 straight games – the longest streak of consecutive starts on the team – with 31 total starts in his career.
- During the summer, Limmer became a viral sensation after a video of him squatting 700 pounds made the rounds on Twitter. As of Aug. 27, 2023, the [video](#) has garnered more than 300,000 impressions and was shared by Bleacher Report and Barstool Sports.
- Latham started all 13 games for the second straight season to run his consecutive starts to a then team-longest 36 games, starting all 13 games at left guard. The Jenks, Okla., native earned third-team All-SEC honors from Pro Football Focus after committing only two penalties and allowing only two sacks all season long.
- Arkansas will also have plenty of options with the additions of transfer **OL Joshua Braun** (Florida) as well as the continued emergence of a talented trio of young studs in redshirt freshman **OL Andrew Chamblee**, redshirt freshman **OL E’Marion Harris**, sophomore **OL Patrick Kutas** and redshirt sophomore **OL Devon Manuel**.
- A transfer from Florida, Braun started in seven of the 13 games he appeared in at left and right guard during the 2021 season, helping the Gator offense stay in the top 16 in total offense all year. The Live Oak, Fla., native was a key piece of an offensive line that only allowed 14 sacks/1.08 per game, tied for the seventh lowest in FBS and second in the SEC.
- Braun blocked for Florida’s 717 total yards of offense against Samford (Nov. 13), which ranked second all-time in program history and third-most by a team that season. He anchored a line that led Florida to rank No. 23 nationally in rushing yards per game (208.7) that season as the Gators averaged 5.5 yards per carry to rank first in the SEC and fourth in the country\

NUDIE

- DB Dwight ‘Nudie’ McGlothern** made an immediate impact in his first season as a Hog.
- In 2022, the LSU transfer earned second-team All-SEC honors from the league’s coaches and third-team recognition from Pro Football Focus after leading the Razorbacks and ranking second in the league with four interceptions last season.
- The Houston, Texas, native turned in a career year, starting all 13 games in the Arkansas secondary at cornerback and racking up career highs in total tackles (52), interceptions (4), forced fumbles (2), fumbles recovered (1) and passes defended (10).

HUD ISLAND

- DB Hudson Clark**, a former walk-on, has developed into one of the Razorbacks’ most dependable defensive backs year in and year out.
- In 2022, the Dallas, Texas, product earned first-team All-SEC honors from USA Today after posting career bests in games (13), starts (10) and tackles (67) while seeing playing time and starting in multiple positions in the Arkansas secondary.
- His 67 tackles ranked fourth on the Razorbacks, and his 11 pass breakups led the team.
- Clark’s two forced fumbles and two fumble recoveries were also tied for the team lead.
- The former walk-on was nominated for Burlsworth Trophy in 2022.

NO-FLY ZONE

- Since the start of the 2020 season (Sam Pittman’s first as head coach), the Razorbacks have totaled 40 interceptions in 39 games. Arkansas tallied 13 interceptions in 10 games in 2020, 13 interceptions in 13 games in 2021, and had nine picks in 13 games in 2022.
- Arkansas has five interceptions through the three two games of 2023. The Hogs began the 2023 campaign with a four-interception effort in the win against Western Carolina (Sept. 3), the team’s most in a game since picking off six against Ole Miss in 2020.
- In 16 games as a Razorback, **DB Dwight McGlothern** has totaled five interceptions. The LSU transfer, who has six career interceptions, led Arkansas with four interceptions in 2022 and picked off a pass against Western Carolina (Sept. 3) in the 2023 season opener.
- DB Hudson Clark** boasts five career interceptions, including one against against Western Carolina (Sept. 3) in the 2023 season opener. Clark’s first three career interceptions came during his redshirt freshman campaign in 2020 when he turned in a career performance against Ole Miss, registering three interceptions to tie the school record for second-most picks in a single game and tie for third in the SEC record book.



Dwight McGlothern, an LSU transfer, has picked off five passes in his Razorback career. Through three games this season, he is responsible for two of the Arkansas defense’s seven total takeaways.

ACTIVE CAREER LEADERS

TACKLES

Rank	Player, Position, Class	Tackles
1.	Antonio Grier, LB, *R-Sr.	241
2.	Hudson Clark, DB, R-Sr.	141
3.	Jaheim Thomas, LB, R-Jr.	124
4.	Alfahiyim Walcott, DB, *Sr.	123
5.	Dwight McGlothorn, DB, Sr.	97

TACKLES FOR LOSS

Rank	Player, Position, Class	TFL
1.	John Morgan III, DL, *R-Sr.	25.0
2.	Antonio Grier, LB, *R-Sr.	23.5
	Trajan Jeffcoat, DL, *R-Sr.	23.5
4.	Zach Williams, DL, *Sr.	13.5
5.	Keivie Rose, DL, R-Sr.	12.0

SACKS

Rank	Player, Position, Class	Sacks
1.	John Morgan III, DL, *R-Sr.	16.0
2.	Trajan Jeffcoat, DL, *R-Sr.	13.0
3.	Antonio Grier, LB, *R-Sr.	10.0
4.	Zach Williams, DL, Sr.	8.0
5.	Eric Gregory, DL, R-Jr.	5.5
	Landon Jackson, DL, Jr.	5.5

INTERCEPTIONS


Rank	Player, Position, Class	INT
1.	Dwight McGlothorn, DB, Sr.	6
2.	Hudson Clark, DB, R-Jr.	5
3.	Alfahiyim Walcott, DB, *Sr.	4
4.	Antonio Grier, LB, *R-Sr.	3
5.	Quincey McAdoo, DB, So.	2

RUSHING

Rank	Player, Position, Class	Yards
1.	Raheim Sanders, RB, Jr.	2,063
2.	KJ Jefferson, QB, R-Sr.	1,509
3.	AJ Green, RB, Jr.	829
4.	Dominique Johnson, RB, R-Jr.	654
5.	Rashod Dubinion, RB	389

RECEPTIONS

Rank	Player, Position, Class	Receptions/Yards
1.	Isaac TeSlaa, WR, Sr.	128/2,259
2.	Andrew Armstrong, WR, R-Sr.	95/1,514
3.	Tyrone Broden, WR, R-Sr.	76/1,214
4.	Raheim Sanders, RB, Jr.	41/376
5.	Var'keyes Gumbs, TE	34/458



THE RAZORBACK DAILY

The Razorback Daily is the official daily podcast of the Arkansas Razorbacks. Hosted by Quinn Grovey and Matt Zimmerman, it's the one-stop shop for everything fans need to know about the Hogs: the biggest stories, exclusive interviews and opinions on the most important news of the day. Find The Razorback Daily anywhere you get your podcasts, or visit linktr.ee/razorbackdaily.

RAZORBACK NOTEBOOK

APPLYING PRESSURE

- Arkansas set a single-season program record for sacks in 2022 with 42 – the most since logging 40 sacks as a team in 1998.
- The Razorbacks ranked first in the SEC and tied for seventh nationally with their impressive sack numbers on the year.
- LB Chris 'Pooh' Paul Jr.** was responsible for four of the Hogs' 42 sacks in 2022. The Cordele, Ga., native produced an outstanding season, earning Freshman All-America honors from College Football News and The Athletic as well as Freshman All-SEC honors from the league's coaches.
- Paul played in all 13 games, starting the final two games of the season, making 62 tackles along with eight tackles for loss, four sacks, one forced fumble and one fumble recovery. His eight tackles for loss ranked third on the team with his four sacks ranking fourth on the squad.
- DL Zach Williams** tallied 4.5 sacks in 2022, doing his part to help Arkansas set a new single-season sack total. The Little Rock, Ark., native played in all 13 games for the second straight season, starting six games, and set career-bests in tackles (34), tackles for loss (6.5) and sacks (4.5) on the year.
- DL Landon Jackson** carded three sacks in 2022. The LSU transfer flashed his potential in his first season as a Razorback, playing in all 13 games with seven starts, while collecting 23 total tackles with three sacks, 3.5 tackles for loss and one forced fumble. Jackson's three sacks ranked fifth on the team and ranks third among returners.
- DL Eric Gregory** had two of the Hogs' 42 sacks in 2022. Gregory started a career-best nine games last season, playing in all 13 and recording 19 tackles, including four tackles for loss and two sacks on the year.

CAM KICKS FOR A CAUSE

- For every field goal hit, **K Cam Little** has pledged to donate \$50 to Down Syndrome Connection of Northwest Arkansas.
- In 29 career games over two-plus seasons as the Razorbacks' full-time kicker, he has totaled \$510 in made field goals – donating all the money for all of his made field goals to the DSCNWA.
- As a sophomore in 2022, Little was named to the SEC Community Service Team for his continued charitable efforts with the organization. He was featured on Good Morning America for his work with the organization.
- In 2021, Little donated \$10 per made field goal to DSCNWA in the midst of turning in one of the best freshman campaigns in program history, earning Freshman All-America praise from the Football Writers Association of America.
- In his first year on campus, Little connected on 20-of-24 (83.3%) field goal attempts, was a perfect 46-for-46 on point after attempts and led the Razorbacks with 106 points – just the sixth 100-point season by an Arkansas kicker in history.
- Little's stellar freshman campaign etched his name into the Arkansas record books as his 20 made field goals tied K Todd Wright (20 field goals in 1989) for third most in a single season.
- Nationally, Little's 20 made field goals were second most among all FBS freshman kickers last season, and his field goal percentage (83.3%) was the best among all FBS freshman kickers with a minimum of 20 field goal attempts.
- In 2022, Little increased his contribution by \$10 per made field goal, donating \$20 to DSCNWA with every made field goal try.
- Little drilled 13-of-16 field goal tries and was a perfect for 50-for-50 on point after attempts in 2022.
- For his career, Little is 34-of-42 (81.0%) on field goal attempts, including a 24-of-25 (96.0%) mark on field goals from inside 40 yards, with a pair of career-long makes from 51 yards.
- His career field goal percentage (81.0%) currently ranks first all-time in Arkansas history (minimum 20 made field goals).
- Below is a chart of Little's career numbers from inside 20 yards, inside 30 yards, inside 40 yards, inside 50 yards and over 50 yards:
 - » Inside 20: 1-for-1
 - » Inside 30: 13-for-13
 - » Inside 40: 24-for-25
 - » Inside 50: 31-for-38
 - » Over 50: 2-for-3
- Little is a perfect 112-for-112 on point after attempts in his career. He ranks fifth in program history in point after attempts made (112) and eighth in point after attempts (112).
- Little owns the Arkansas record for consecutive PATs made.

FIELD GOAL FUNDRAISER

Game	Opponent	Made-Att.	Money Raised
1	Rice	1-1	\$10
2	Texas	4-4	\$40
3	Georgia Southern	1-1	\$10
4	Texas A&M	2-2	\$20
5	Georgia	0-1	\$0
6	Ole Miss	1-2	\$10
7	Auburn	1-2	\$10
8	UAPB	1-1	\$10
9	Mississippi State	3-4	\$30
10	LSU	3-3	\$30
11	Alabama	0-0	N/A
12	Missouri	2-2	\$20
13	Penn State	1-1	\$10
14	Cincinnati	1-1	\$20
15	South Carolina	0-1	\$0
16	Missouri State	1-1	\$20
17	Texas A&M	0-1	\$0
18	Alabama	2-2	\$40
19	Mississippi State	1-1	\$20
20	BYU	1-1	\$20
21	Auburn	2-2	\$40
22	Liberty	1-1	\$20
23	LSU	1-1	\$20
24	Ole Miss	0-1	\$0
25	Missouri	2-2	\$40
26	Kansas	1-1	\$20
27	Western Carolina	0-0	N/A
28	Kent State	0-0	N/A
29	BYU	1-2	\$50
		34-42	\$510

RAZORBACK NOTEBOOK

POWER TO THE PORTAL

- Arkansas added 39 scholarship newcomers during the offseason, including a handful of players from the transfer portal:

Player	Previous School	Player	Previous School
WR Andrew Armstrong	Texas A&M-Commerce	K/P Tyler Larco	UT Martin
P Devin Bale	Northern Colorado	DL John Morgan III	Pitt
DL Anthony Booker Jr.	Maryland	DL Keivie Rose	Louisiana Tech
OL Joshua Braun	Florida	TE Francis Sherman	Louisville
WR Tyrone Broden	Bowling Green	DB Jaheim Singletary	Georgia
QB Jacolby Criswell	North Carolina	DB Kee'yon Stewart	TCU
WR Marlon Crockett	Memphis	WR Isaac TeSlaa	Hillsdale College
LB Antonio Grier	South Florida	LB Jaheim Thomas	Cincinnati
TE Var'keyes Gumbs	North Texas	OL Tommy Varhall	Maryland
DL Trajan Jeffcoat	Missouri	DB Alfahiyim Walcott	Baylor
DB Lorando Johnson	Baylor		

THE NEW GUYS & THE OLD GUYS

- Two coaches from **head coach Sam Pittman's** original staff remain with **assistant head coach/special teams coordinator Scott Fountain** and **associate head coach/running backs Jimmy Smith** preparing for their fourth seasons at Arkansas.
- Smith was promoted to associate head coach during the offseason, while Fountain remains the Razorbacks' assistant head coach. **Wide receivers coach Kenny Guiton** and **offensive line coach Cody Kennedy** will be in their third season under Pittman with **defensive line coach Deke Adams** entering his second season after a successful first campaign in 2022.
- Arkansas touts five new coaches entering the 2023 season:

» **Offensive coordinator Dan Enos**

» **Defensive coordinator Travis Williams**

» **Co-defensive coordinator Marcus Woodson**

» **Tight ends coach Morgan Turner**

» **Defensive backs coach Deron Wilson.**

- Williams was hired as the Razorbacks' new defensive coordinator after leading the UCF defense. Woodson came from Florida State, where his secondary helped the Seminoles rank fourth nationally in pass defense in 2022.
- Wilson was added to coach the secondary after serving as an analyst last season at Florida. The New Orleans, La., native brings defensive coordinator experience from McNeese with him to Fayetteville.
- On the offensive side of the ball, Enos returns to call the plays. Enos and Pittman worked together at Arkansas in 2015 when Enos was the offensive coordinator and Pittman was the team's offensive line coach for then head coach Brett Bielema. That season, the Razorbacks' offense gained 6,051 yards – a figure that is good for third-most in school history.
- Turner was named the Hogs' tight ends coach after running a tight end factory at Stanford for a decade. He has produced numerous NFL tight ends including Dalton Schultz, Austin Hooper, Zach Ertz and, most recently, Colby Parkinson.
- For the first time in school history, Arkansas has an all African-American coaching staff on one side of the ball. All four coaches on the defensive side are African-American: Williams, Woodson, Adams and Wilson.
- Currently, Arkansas is one of just two SEC schools (along with South Carolina) to have one side of the ball coached by an all African-American staff.

STRONG STARTS UNDER PITTMAN

- Head coach Sam Pittman** has guided the Razorbacks to a 2-0 or better start in three consecutive seasons.
- Before Pittman, Arkansas had not started 2-0 or better in three consecutive seasons since 1998-2000 under Houston Nutt.

2021: 4-0 start

Week 1: W, 38-17 against Rice

Week 2: W, 40-21 against #15 Texas

Week 3: W, 45-10 against Georgia Southern

Week 4: W, 20-10 vs. #7 Texas A&M (Arlington, Texas)

2022: 3-0 start

Week 1: W, 31-24 against #23 Cincinnati

Week 2: W, 44-30 against South Carolina

Week 3: W, 38-27 against Missouri State

2023: 2-0 start

Week 1: W, 56-13 against Western Carolina

Week 2: W, 28-6 against Kent State

HOG TRACKER

- Under **head coach Sam Pittman**, Arkansas has gained 400 or more total yards of offense in 26 of 39 games and rushed for 200 or more yards in 20 of 39 games. The Hogs are 14-12 when gaining 400 or more yards of total offense in a game and are 13-7 when rushing for 200 or more yards in a game.
- Of **QB KJ Jefferson's** 29 career starts under center, 11 have come against top-25 teams in the AP Poll: #1 LSU (2019), #2 Alabama (2021 & 2022), #2 Georgia (2021), #7 Texas A&M (2021), #15 Texas (2021), #17 Ole Miss (2021), #23 Cincinnati (2022), #23 Texas A&M (2022), #23 Liberty (2022), #14 Ole Miss (2022).
- Arkansas has scored 30+ points in 18 of **QB KJ Jefferson's** 29 career starts: 48 at Missouri (2020), 38 vs. Rice (2021), 40 vs. Texas (2021), 45 vs. Georgia Southern (2021), 51 at Ole Miss (2021), 45 vs. UAPB (2021), 31 vs. Mississippi State (2021), 35 at Alabama (2021), 34 vs. Missouri (2021), 31 vs. Cincinnati (2022), 44 vs. South Carolina (2022), 38 vs. Missouri State (2022), 52 at BYU (2022), 41 at Auburn (2022), 42 vs. Ole Miss (2022), 55 vs. Kansas (2022), 56 vs. Western Carolina (2023), 31 vs. BYU (2023).
- The Razorback offense is 11-for-12 (91.7%) in the red zone this season with 10 touchdowns and one field goal.
- Since 2021, Arkansas is 11-1 when **QB KJ Jefferson** has 10 or fewer carries. The Razorbacks are 7-8 when Jefferson has 11 or more carries during that span.
- QB KJ Jefferson** has thrown and rushed for a touchdown in a game 11 times in his career. He did so once as a redshirt freshman in 2020, twice as a redshirt sophomore during the 2021 campaign, seven times as a redshirt junior in 2022 and has done so once in 2023.
- QB KJ Jefferson** has thrown for a touchdown in 14 consecutive games dating back to the start of 2022.
- RB Raheim Sanders** is the first Arkansas running back to rush for 1,400+ yards and return to school since RB Darren McFadden in 2007. McFadden, the two-time Doak Walker Award winner produced the two greatest seasons by a running back in school history, doing it in back-to-back seasons in 2006-07. McFadden ran for a then-school record 1,647 yards in 2006 before breaking his own record with 1,830 yards in 2007 as an encore.
- RB Raheim Sanders** is one of only two SEC players (Florida WR Percy Harvin) since 2000 to record 150+ rushing yards with a rushing score and 70+ receiving yards with a receiving score in the same game.
- K Cam Little** has connected on 34-of-42 field goals and all 112 of his point-after attempts in his career. His career field goal percentage (81%) ranks first all-time in Arkansas history (min. 20 made field goals).
- K Cam Little** owns the Arkansas record for consecutive successful point after attempts with 112.

SEC STANDINGS

EASTERN DIVISION

Team	OVR	SEC	Home	Road	Strk
Florida	2-1	1-0	2-0	0-1	W2
Georgia	3-0	1-0	3-0	0-0	W3
Kentucky	3-0	0-0	3-0	0-0	W3
Missouri	3-0	0-0	3-0	0-0	W3
Vanderbilt	2-2	0-0	2-0	0-2	L2
South Carolina	1-2	0-1	1-0	0-1	L1
Tennessee	2-1	0-1	1-0	0-1	L1

WESTERN DIVISION

Team	OVR	SEC	Home	Road	Strk
LSU	2-1	1-0	1-0	1-0	W2
Auburn	3-0	0-0	2-0	1-0	W3
Ole Miss	3-0	0-0	2-0	1-0	W3
Alabama	2-1	0-0	1-1	1-0	W1
Arkansas	2-1	0-0	2-1	0-0	L1
Texas A&M	2-1	0-0	2-0	0-1	W1
Mississippi St.	2-1	0-1	2-1	0-0	L1

SEC WEEK 3 SCHEDULE

Saturday, Sept. 23

Auburn at Texas A&M | 11 a.m. | ESPN

Kentucky at Vanderbilt | 11 a.m. | SEC Network

Ole Miss at Alabama | 2:30 p.m. | CBS

UTSA at Tennessee | 3 p.m. | SEC Network

Arkansas at LSU | 6 p.m. | ESPN

Charlotte at Florida | 6 p.m. | SEC+/ESPN+

UAB at Georgia | 6:30 p.m. | ESPN

Memphis vs. Missouri | 6:30 p.m. | ESPNU

Mississippi State at South Carolina | 6:30 p.m. | SECN

All times Central

HOGS IN THE POLLS

	AP	Coaches	CFP
Preseason	RV	RV	-
Sept. 5	RV	RV	-
Sept. 10	RV	RV	-
Sept. 17	NR	RV	-
Sept. 24			
Oct. 1			
Oct. 8			
Oct. 15			
Oct. 22			
Oct. 29			
Nov. 5			
Nov. 12			
Nov. 19			
Nov. 26			
Final			

RAZORBACK NOTEBOOK

ANDREW ARMSTRONG • R-SR. • WR

Reese's Senior Bowl Watch List

HUDSON CLARK • R-SR. • DB

Reese's Senior Bowl Watch List

TY'KIEAST CRAWFORD • SR. • OL

Reese's Senior Bowl Watch List

ERIC GREGORY • R-SR. • DL

Reese's Senior Bowl Watch List

LUKE HASZ • FR. • TE

Shaun Alexander Freshman of the Year Award Watch List

TRAJAN JEFFCOAT • *R-SR. • DL

Preseason Fourth-Team All-SEC

• Phil Steele

Reese's Senior Bowl Watch List

SEC Defensive Lineman of the Week (Sept. 11)

KJ JEFFERSON • R-SR. • QB

Preseason First-Team All-SEC

• Athlon

Preseason Second-Team All-SEC

• Coaches

• Media

• Phil Steele

Davey O'Brien National Quarterback Award Watch List

Johnny Unitas Golden Arm Award Preseason Watch List

Manning Award Watch List

Maxwell Award Watch List

Reese's Senior Bowl Watch List

LORANDO JOHNSON • R-JR. • DB

Reese's Senior Bowl Watch List

BRADY LATHAM • R-SR. • OL

Preseason Second-Team All-SEC

• Coaches

• Media

Reese's Senior Bowl Watch List

BEAUX LIMMER • R-SR. • OL

Preseason Third-Team All-American

• Athlon

• Phil Steele

Preseason First-Team All-SEC

• Athlon

Preseason Second-Team All-SEC

• Coaches

• Phil Steele

Outland Trophy Watch List

Reese's Senior Bowl Watch List

Rimington Trophy Watch List

CAM LITTLE • JR. • K

Preseason Third-Team All-SEC

• Coaches

Preseason Fourth-Team All-SEC

• Athlon

• Phil Steele

Wuerffel Trophy Watch List

DWIGHT MCGLOTHERN • SR. • DB

Preseason First-Team All-SEC

• Athlon

• Coaches

Preseason Second-Team All-SEC

• Media

• Phil Steele

Bronko Nagurski Trophy Watch List

Reese's Senior Bowl Watch List

JOHN MORGAN III • *R-SR. • DL

Reese's Senior Bowl Watch List

CHRIS PAUL JR. • R-SO. • LB

Preseason Second-Team All-SEC

• Phil Steele

Butkus Award Watch List

RAHEIM SANDERS • JR. • RB

Preseason Second-Team All-American

• AP

• Phil Steele

Preseason First-Team All-SEC

• Athlon

• Coaches

• Media

• Phil Steele

Doak Walker Award Watch List

Maxwell Award Watch List

Walter Camp Player of the Year Award Watch List

ELI STEIN • SO. • LS

Patrick Mannelly Award Watch List

ISAAC TESLAA • SR. • WR

Reese's Senior Bowl Watch List

ALFAHIYM WALCOTT • *SR. • DB

Reese's Senior Bowl Watch List



EXTRA! EXTRA! READ ALL ABOUT IT!

- Media and fans are encouraged to follow [@RazorbackComms](#), the official Twitter account of Razorback Communications. The account is operated by members of the school's communications staff.
- In-game stats, notes and other information will be shared in addition to a traditional postgame notes package, which is disseminated via email and archived at [ArkansasRazorbacks.com](#).

RECORDS ARE MADE TO BE BROKEN

PASS ATTEMPTS

1. CLINT STOERNER, 1,023
2. BRANDON ALLEN, 1,016
3. TYLER WILSON, 948
4. BARRY LUNNEY JR., 856
5. CASEY DICK, 850
6. RYAN MALLETT, 814
7. MATT JONES, 755
8. **KJ JEFFERSON, 743**
9. BRAD TAYLOR, 644
10. JOE FERGUSON, 611

PASS COMPLETIONS

1. TYLER WILSON, 593
2. BRANDON ALLEN, 583
3. CLINT STOERNER, 528
4. **KJ JEFFERSON, 491**
- RYAN MALLETT, 491
6. BARRY LUNNEY JR., 476
7. CASEY DICK, 473
8. MATT JONES, 417
9. AUSTIN ALLEN, 359
10. BILL MONTGOMERY, 337

PASSING YARDS

1. TYLER WILSON, 7,765
2. RYAN MALLETT, 7,493
3. BRANDON ALLEN, 7,463
4. CLINT STOERNER, 7,422
5. **KJ JEFFERSON, 6,433**
6. MATT JONES, 5,857
7. CASEY DICK, 5,856
8. BARRY LUNNEY JR., 5,782
9. AUSTIN ALLEN, 5,045
10. BRAD TAYLOR, 4,802

TOUCHDOWN PASSES

1. BRANDON ALLEN, 64
2. RYAN MALLETT, 62
3. CLINT STOERNER, 57
4. **KJ JEFFERSON, 54**
5. MATT JONES, 53
6. TYLER WILSON, 52
7. CASEY DICK, 47
8. AUSTIN ALLEN, 36
9. BARRY LUNNEY JR., 33
10. QUINN GROVEY, 29
- BILL MONTGOMERY, 29

TOTAL PLAYS

1. CLINT STOERNER, 1,200
2. BARRY LUNNEY JR., 1,192
3. BRANDON ALLEN, 1,151
4. MATT JONES, 1,137
5. **KJ JEFFERSON, 1,136**
6. TYLER WILSON, 1,058
7. QUINN GROVEY, 978
8. BRAD TAYLOR, 973
9. CASEY DICK, 959
10. RYAN MALLETT, 916

TOTAL YARDS

1. MATT JONES, 8,392
2. **KJ JEFFERSON, 7,942**
3. TYLER WILSON, 7,721
4. BRANDON ALLEN, 7,596
5. RYAN MALLETT, 7,390

TOUCHDOWN RESPONSIBILITY

1. MATT JONES, 77
2. **KJ JEFFERSON, 74**
3. BRANDON ALLEN, 68
- RYAN MALLETT, 68
5. CLINT STOERNER, 62

KJ JEFFERSON #1

ALL-TIME ARKANSAS SCHOOL RECORDS

MISCELLANEOUS OFFENSE STATS

GAMES WITH A RECEPTION

Player	2019	2020	2021	2022	2023	Career
Andrew Armstrong	0	0	7	11	3	21
Nathan Bax	0	0	0	3	0	3
Tyrone Broden	0	4	9	12	2	27
Davion Dozier	--	--	--	--	1	1
Rashod Dubinion	--	--	--	7	2	9
AJ Green	--	--	5	2	2	9
Luke Hasz	--	--	--	--	3	3
KJ Jefferson	1	0	0	0	0	1
Dominique Johnson	--	0	5	0	1	6
Raheim Sanders	--	--	6	11	1	18
Isaiah Sategna	--	--	--	2	2	4
Bryce Stephens	--	--	1	6	--	7
Isaac TeSlaa	--	3	11	11	3	28
Ty Washington	--	--	--	1	0	1
Jaedon Wilson	--	--	--	2	3	5

5+ RECEPTIONS

Player	2019	2020	2021	2022	2023	Career
Andrew Armstrong	0	0	0	7	2	9
Raheim Sanders	--	--	0	1	0	1
Isaac TeSlaa	--	0	4	10	0	14

20+ YARD RECEPTION

Player	2019	2020	2021	2022	2023	Career
Andrew Armstrong	--	--	--	1	2	2
Rashod Dubinion	--	--	--	1	0	1
AJ Green	--	--	1	1	0	2
Luke Hasz	--	--	--	--	2	2
Dominique Johnson	--	0	1	0	0	1
Raheim Sanders	--	--	2	3	0	5
Bryce Stephens	--	--	--	1	0	1
Isaac TeSlaa	--	--	--	--	3	3
Jaedon Wilson	--	--	--	0	2	2

40+ YARD RECEPTION

Player	2019	2020	2021	2022	2023	Career
AJ Green	--	--	--	1	0	1
Dominique Johnson	--	--	0	1	0	1
Raheim Sanders	--	--	0	1	0	1
Bryce Stephens	--	--	--	1	0	1
Jaedon Wilson	--	--	--	0	1	1

100 YARDS RECEIVING

Player	2019	2020	2021	2022	2023	Career
Andrew Armstrong	0	0	0	6	0	6
Tyrone Broden	0	0	2	0	0	2
Isaac TeSlaa	0	0	2	7	0	9

GAMES WITH MULTIPLE RECEIVING TDS

Player	2019	2020	2021	2022	2023	Career
Andrew Armstrong	0	0	0	4	1	5
Tyrone Broden	0	0	0	1	0	1
Isaac TeSlaa	0	0	1	5	0	6

GAMES WITH A RECEIVING TD

Player	2019	2020	2021	2022	2023	Career
Andrew Armstrong	0	0	2	7	2	2
Tyrone Broden	0	0	0	6	0	6
Davion Dozier	--	--	--	--	1	1
Rashod Dubinion	--	--	--	1	0	1
AJ Green	--	--	1	0	0	1
Luke Hasz	--	--	--	--	1	1
Dominique Johnson	--	0	1	0	0	1
Raheim Sanders	--	--	1	2	0	3
Bryce Stephens	--	--	--	1	0	1
Isaac TeSlaa	--	0	5	7	1	1
Ty Washington	--	--	--	1	0	1
Jaedon Wilson	--	--	--	0	1	1

10+ YARD RUNS

Player	2019	2020	2021	2022	2023	Career
Rashod Dubinion	--	--	--	13	2	15
Cade Fortin	--	--	--	1	0	1
AJ Green	--	--	6	10	3	19
KJ Jefferson	3	3	34	24	3	68
Dominique Johnson	--	0	20	1	1	22
Raheim Sanders	--	--	18	43	1	61
Bryce Stephens	--	--	--	1	0	1

20+ YARD RUNS

Player	2019	2020	2021	2022	2023	Career
Rashod Dubinion	--	--	--	1	0	1
AJ Green	--	--	2	2	2	6
KJ Jefferson	1	0	4	6	0	11
Dominique Johnson	--	0	6	0	0	6
Raheim Sanders	--	--	3	15	0	18
Bryce Stephens	--	--	--	1	0	1

100 YARDS RUSHING

Player	2019	2020	2021	2022	2023	Career
Rashod Dubinion	--	--	--	1	0	1
KJ Jefferson	0	0	1	2	0	3
Dominique Johnson	--	0	1	0	0	1
Raheim Sanders	--	--	1	7	0	8

200 YARDS RUSHING

Player	2019	2020	2021	2022	2023	Career
Raheim Sanders	--	--	0	1	0	1

GAMES WITH A RUSHING TD

Player	2019	2020	2021	2022	2023	Career
Rashod Dubinion	--	--	--	3	1	4
AJ Green	--	--	1	3	1	5
KJ Jefferson	1	2	3	7	1	13
Dominique Johnson	--	0	6	0	0	6
Raheim Sanders	--	--	3	6	1	9

GAMES WITH MULTIPLE RUSHING TDS

Player	2019	2020	2021	2022	2023	Career
Rashod Dubinion	--	--	--	2	0	2
AJ Green	--	--	0	0	1	1
KJ Jefferson	0	0	2	2	0	4
Dominique Johnson	--	0	1	0	0	1
Raheim Sanders	--	--	2	3	1	6

MISC. OFFENSE STATS

CAREER 100-YARD RUSHING GAMES

Raheim Sanders • Jr. • RB (8)

232 - Ole Miss, 2022
175 - BYU, 2022
171 - Auburn, 2022
167 - Missouri State, 2022
156 - South Carolina, 2022
139 - Ole Miss, 2021
117 - Cincinnati, 2022
101 - Alabama, 2022

KJ Jefferson • R-Sr. • QB (3)

130 - Kansas, 2022
110 - Penn State, 2022
105 - Texas A&M, 2022

Rashod Dubinion • So. • RB (1)

112 - Kansas, 2022

Dominique Johnson • Jr. • RB (1)

107 - Mississippi State, 2021

CAREER 100-YARD RECEIVING GAMES

Isaac TeSlaa • R-Sr. • WR (9)

193 - Findlay, 2021
189 - Walsh, 2022
177 - Missouri A&T, 2022
166 - Indianapolis, 2021
157 - Lake Erie, 2022
148 - Ohio Dominican, 2022
146 - Michigan Tech, 2022
116 - Ashland, 2022
107 - Findlay, 2022

Andrew Armstrong • R-Sr. • WR (6)

153 - Southeastern La., 2022
134 - Lincoln (CA), 2022
119 - North American, 2022
113 - McNeese, 2022
104 - Sam Houston, 2022
102 - HCU, 2022

Tyrone Broden • R-Sr. • WR (2)

111 - Akron, 2021
110 - Buffalo, 2021

MISC. DEFENSE STATS

DOUBLE-DIGIT TACKLES

Player	2019	2020	2021	2022	2023	Career
Hudson Clark	--	1	0	1	0	2
D. McGlothorn	--	--	--	1	0	1
Chris Paul Jr.	--	--	--	1	0	1
Jaheim Thomas	--	0	0	0	1	1

TEAM LEADER IN TACKLES (Ties included)

Player	2019	2020	2021	2022	2023	Career
Hudson Clark	--	1	0	1	0	2
D. McGlothorn	--	--	--	1	0	1
Chris Paul Jr.	--	--	--	2	0	2
Jaheim Thomas	--	--	--	--	2	2

GAMES WITH A SACK (Half sacks included)

Player	2019	2020	2021	2022	2023	Career
Cam Ball	--	--	--	1	0	1
Anthony Booker	0	0	0	2	0	2
Taurean Carter	0	0	1	0	1	2
Eric Gregory	--	3	1	2	0	6
Antonio Grier	3	3	3	0	0	9
Landon Jackson	--	--	0	4	2	6
Trajan Jeffcoat	6*	4	1	1	1	13
Jayden Johnson	--	--	0	2	0	2
Quincey McAdoo	--	--	--	1	--	1
John Morgan III	2	4	5	2	2	15
Chris Paul Jr.	--	--	--	3	1	4
Keivie Rose	0	1	1	2	2	6
J. Singletary	--	--	--	--	1	1
Jashaud Stewart	--	0	0	2	0	2
Jaheim Thomas	--	--	--	--	1	1
Zach Williams	0	1	4	5	0	10

MULTIPLE SACKS (1.5 sacks or more)

Player	2019	2020	2021	2022	2023	Career
Antonio Grier	1	0	0	0	0	1
Landon Jackson	--	--	0	0	1	1
Trajan Jeffcoat	0	0	0	0	1	1
John Morgan III	0	0	1	1	0	2
Chris Paul	--	--	--	2	0	2
Jaheim Thomas	--	--	--	--	1	1
Zach Williams	0	0	0	1	0	1

ARKANSAS 20+ YARD PLAYS

Yards	Type	Player(s)	Opponent
*88	PR	Isaiah Sategna	BYU
85*	INT	Brad Spence	WCU
65*	Pass	Jaedon Wilson from KJ Jefferson	WCU
*55	Run	AJ Green	BYU
39	PR	Isaiah Sategna	WCU
36	Pass	Isaac TeSlaa from KJ Jefferson	KENT
31	Pass	Jaedon Wilson from KJ Jefferson	KENT
31*	Pass	Isaac TeSlaa from KJ Jefferson	WCU
30	Pass	Luke Hasz from KJ Jefferson	BYU
29	Pass	Andrew Armstrong from KJ Jefferson	WCU
28	KR	Isaiah Sategna	WCU
25	Pass	Isaac TeSlaa from KJ Jefferson	WCU
25*	INT	Antonio Grier	KENT
23	Rush	AJ Green	KENT
21	Pass	Andrew Armstrong from KJ Jefferson	BYU
21	Pass	Luke Hasz from KJ Jefferson	BYU

* touchdown scored on play

HEAD COACH SAM PITTMAN

- One of only four Arkansas head coaches, along with Lou Holtz, Ken Hatfield and Houston Nutt, to lead the Razorbacks to bowl eligibility in each of their first three seasons at the helm.
- First Arkansas head coach since Houston Nutt (1998-2000) to lead the Razorbacks to 2-0 starts in three consecutive seasons.
- Guided Arkansas to eight regular-season wins in 2021, the team's most victories in a regular season since the 2011 campaign.

Sam Pittman is in his fourth season as the head coach of the Arkansas Razorbacks after taking over as the school's 34th head coach prior to the 2020 season and restoring pride in the state's flagship football program. Pittman is among an elite group of Arkansas coaches, including Lou Holtz, Ken Hatfield and Houston Nutt, to have led the Razorbacks to bowl eligibility in each of their first three seasons.

In 2020, Pittman's Razorbacks were headed to the Texas Bowl before the game was canceled due to COVID-19 issues within TCU's program. In year two under Pittman, the Hogs capped a 9-4 campaign with a win over Penn State in the Outback Bowl, the program's first bowl win since a Liberty Bowl victory in 2016 as well as the program's first January bowl win since 2012.

The Hogs went 9-4 and won four trophies for the first time in school history in 2021, capturing the Southwest Classic (Texas A&M), the Battle of the Golden Boot (LSU), the Battle Line Rivalry (Missouri) and the Outback Bowl (Penn State).


The 2022 season ended in Memphis, Tenn., with a thrilling triple overtime 55-53 win over Kansas in the Liberty Bowl to clinch Pittman's second bowl game victory and give the Razorbacks seven wins. The Liberty Bowl victory was emblematic of the Razorbacks' entire season, which saw numerous key players miss time with injuries as six starters were unavailable for the bowl game for various reasons.

The Oklahoma native has coached at seven different Power 5 schools during his 33 years of coaching, including Georgia, Oklahoma, Missouri, Kansas, North Carolina and Tennessee. With a wealth of experience, Pittman is widely regarded as one of the nation's best offensive line coaches and recruiters. He has coached 16 offensive linemen that have been selected in the NFL Draft since 2013, including first round picks Andrew Thomas (4th in 2020), Isaiah Wilson (29th in 2020), Frank Ragnow (20th in 2018), Isaiah Wynn (23rd overall in 2018), Ja'Wuan James (19th overall in 2014) and Jonathan Cooper (7th overall in 2013). Overall, Pittman has coached seven offensive linemen that were selected in the first round of the NFL Draft, including Stockar McDougle (20th overall in 2000). Travis Swanson also became the highest drafted Razorback center in school history when he was picked 76th overall in 2014.

An original member of Bret Bielema's staff at Arkansas in 2013, Pittman helped build the Razorbacks' offensive line into one of the best in the league. He quickly made an impact, helping Swanson earn first-team All-America honors and be a Rimington Trophy finalist in 2013. His first two offensive lines at Arkansas led the SEC in sacks allowed per game and his offensive line in 2014 paved the way for two 1,000-yard rushers in Jonathan Williams and Alex Collins. That offensive line also averaged 328.4 pounds per player as the largest offensive line in both the FBS and NFL that season.

Pittman's coaching career began in 1987 as the head coach at Princeton (Mo.) High School. He coached at Hutchinson (Kan.) Community College for three seasons, including the final two as the head coach, before getting his first FBS coaching opportunity at Northern Illinois in 1994. He later returned to NIU to help the Huskies to a pair of division championships and two bowl games. Pittman got his first experience in the SEC in 2012 when he joined the coaching staff at Tennessee.

Pittman played defensive end at Pittsburg State, where he was a first-team NAIA All-American and twice earned all-conference recognition. He graduated with a bachelor's degree in 1986 and was inducted into the PSU Athletics Hall of Fame in 1998. He is married to his wife, Jamie.



COACHING HISTORY

2020-pres.	Arkansas Head Coach
2019	Georgia Associate Head Coach/OL
2016-18	Georgia Offensive Line
2013-15	Arkansas Asst. HC/OL/Recruiting Coord.
2012	Tennessee Offensive Line
2011	North Carolina Associate Head Coach/OL
2007-10	North Carolina Offensive Line
2004-06	Northern Illinois Assistant Head Coach/OL
2003	Northern Illinois Offensive Line
2001	Kansas Offensive Line
2000	Missouri Offensive Line
1999	Western Michigan Assistant Coach
1997-98	Oklahoma Offensive Line
1996	Cincinnati Offensive Tackles/Tight Ends
1994-95	Northern Illinois Offensive Line
1992-93	Hutchinson (Kan.) CC Head Coach
1991	Hutchinson (Kan.) CC Offensive Line
1989-90	Trenton (Mo.) HS Head Coach
1987-88	Princeton (Mo.) HS Head Coach

GAME 4: LSU

2023 GAME-BY-GAME BREAKDOWN

	FINAL	SCORE BY QUARTER					FIRST DOWNS					RUSHING			PASSING			OFFENSE		PUNTING	FUMBLES	PENALTY	THIRD	TOTAL
GAME	SCORE	1	2	3	4	OT	RU	PA	PN	TOT	ATT	YDS	TD	C-A-I	YDS	TD	ATT	YDS	NO-NET	AVG	NO-LOST	NO-YDS	DOWNS	TOP
WCU	13	3	0	7	3		3	10	5	18	30	64	1	25-40-4	227	0	70	291	5-222-34.2	1-1	3-30	4/15	30:43	
Arkansas	56	21	14	7	14		8	12	1	21	36	105	3	20-25-0	274	4	61	379	5-245-49.0	2-0	7-86	6/13	29:17	
Kent State	6	3	3	0	0		4	8	2	14	36	26	0	11-17-1	174	0	53	200	5-182-36.4	0-0	5-39	4/12	27:44	
Arkansas	28	7	7	7	7		11	6	2	19	45	172	1	13-19-0	136	2	64	308	3-134-44.7	1-0	4-34	9/14	32:16	
BYU	38	14	7	10	7		4	10	3	17	31	77	2	14-26-0	204	3	57	281	7-318-45.4	2-1	7-45	4/13	24:50	
Arkansas	31	14	10	7	0		9	11	1	21	39	177	2	24-35-1	247	1	74	424	6-239-39.8	2-1	14-125	2/13	35:10	
LSU																								
Arkansas																								
Texas A&M																								
Arkansas																								
Ole Miss																								
Arkansas																								
Alabama																								
Arkansas																								
Miss. State																								
Arkansas																								
Florida																								
Arkansas																								
FIU																								
Arkansas																								
Missouri																								
Arkansas																								

AP POLL

As of Sept. 17, 2023

Rank	Team	Record	Points	Previous
1	Georgia (57)	3-0	1,566	1
2	Michigan (2)	3-0	1,481	2
3	Texas (3)	3-0	1,380	4
4	Florida State (1)	3-0	1,378	3
5	USC	3-0	1,296	5
6	Ohio State	3-0	1,291	6
7	Penn State	3-0	1,217	7
8	Washington	3-0	1,194	8
9	Notre Dame	4-0	1,066	9
10	Oregon	3-0	942	13
11	Utah	3-0	921	12
12	LSU	2-1	805	14
13	Alabama	2-1	796	10
14	Oregon State	3-0	715	16
15	Ole Miss	3-0	657	17
16	Oklahoma	3-0	606	19
17	North Carolina	3-0	567	20
18	Duke	3-0	530	21
19	Colorado	3-0	509	18
20	Miami	3-0	359	22
21	Washington State	3-0	278	23
22	UCLA	3-0	204	24
23	Tennessee	2-1	198	11
24	Iowa	3-0	125	25
25	Florida	2-1	103	25

Others receiving votes: Clemson 76, Missouri 72, Kansas State 54, TCU 21, Fresno State 17, Kansas 15, Tulane 13, Kentucky 10, Maryland 4, BYU 3, Wisconsin 2, Syracuse 2, Louisville 1, Auburn 1.

USA TODAY COACHES POLL

As of Sept. 17, 2023

Rank	Team	Record	Points	Previous
1	Georgia (62)	3-0	1,598	1
2	Michigan (1)	3-0	1,514	2
3	Florida State	3-0	1,396	3
4	Ohio State (1)	3-0	1,394	4
5	USC	3-0	1,325	5
6	Texas	3-0	1,312	6
7	Penn State	3-0	1,224	7
8	Washington	3-0	1,224	7
9	Notre Dame	4-0	1,044	11
10	Utah	3-0	967	12
11	Oregon	3-0	946	13
12	Alabama	2-1	886	10
13	LSU	2-1	808	14
14	Oklahoma	3-0	683	16
15	Oregon State	3-0	660	17
16	Ole Miss	3-0	602	19
17	North Carolina	3-0	592	18
18	Duke	3-0	469	20
19	Colorado	3-0	435	21
20	Tennessee	2-1	362	9
21	Miami	3-0	298	23
22	Iowa	3-0	206	24
23	Clemson	2-1	193	22
24	Washington State	3-0	160	NR
25	UCLA	3-0	156	25

Others receiving votes: Kansas State 114, Missouri 44, Fresno State 43, Florida 41, Kentucky 28, TCU 26, Maryland 19, Kansas 17, Auburn 16, Texas A&M 11, Syracuse 10, Air Force 9, Tulane 7, UCF 5, Wyoming 3, Ohio 3, James Madison 3, Wake Forest 3, Louisville 2, Memphis 1, BYU 1, Arkansas 1.

GAME-BY-GAME LEADERS

Opponent	Rushes	Rush Yards	Catches	Receiving Yards	Tackles	Tackles For Loss	Sacks
Western Carolina	15, Raheim Sanders	42, Raheim Sanders	5, Andrew Armstrong	83, Jaedon Wilson	8, Jaheim Thomas	1.5, Three Tied	1.0, Two Tied
Kent State	15, AJ Green	82, AJ Green	4, Andrew Armstrong	51, Isaac TeSlaa	12, Jaheim Thomas	2, Jaheim Thomas	1.5, Two Tied
BYU	13, Two Tied	86, AJ Green	9, Andrew Armstrong	98, Andrew Armstrong	9, Jaheim Thomas	3.5, Landon Jackson	1.5, Landon Jackson
at LSU							
vs. Texas A&M							
at Ole Miss							
at Alabama							
Mississippi State							
at Florida							
Auburn							
FIU							
Missouri							

OFFENSE

WR	2	Andrew Armstrong	R-Sr. // 6-4 // 201
	17	Tyrone Broden	R-Sr. // 6-7 // 195
WR	13	Jaedon Wilson	R-So. // 6-3 // 179
	16	Isaiah Sategna	R-Fr. // 5-11 // 180
	14	Bryce Stephens	R-So. // 6-0 // 181
LT	72	Andrew Chamblee	R-Fr. // 6-6 // 304
-OR-	51	Devon Manuel	R-So. // 6-9 // 310
LG	62	Brady Latham	R-Sr. // 6-5 // 312
	67	Josh Street	R-So. // 6-6 // 311
C	55	Beaux Limmer	R-Sr. // 6-5 // 307
	56	Amaury Wiggins	R-So. // 6-3 // 310
RG	78	Joshua Braun	R-Jr. // 6-6 // 348
	53	Ty'Kieast Crawford	Sr. // 6-5 // 326
RT	75	Patrick Kutas	So. // 6-5 // 313
	76	E'Marion Harris	R-Fr. // 6-7 // 292
QB	1	KJ Jefferson	R-Sr. // 6-3 // 247
	6	Jacolby Criswell	R-Jr. // 6-1 // 230
RB	5	Raheim Sanders	Jr. // 6-2 // 242
	0	AJ Green	Jr. // 5-11 // 205
	7	Rashod Dubinion	So. // 5-10 // 216
	20	Dominique Johnson	R-Jr. // 6-1 // 252
TE	9	Luke Hasz	Fr. // 6-3 // 242
	44	Francis Sherman	Sr. // 6-3 // 247
	89	Nathan Bax	*R-Sr. // 6-4 // 250
-OR-	30	Var'keyes Gumms	R-So. // 6-3 // 242
-OR-	8	Ty Washington	R-Fr. // 6-4 // 247
WR	4	Isaac TeSlaa	Sr. // 6-4 // 216
	88	Davion Dozier	Fr. // 6-4 // 205
	83	Dazmin James	Fr. // 6-2 // 186

DEFENSE

DE	40	Landon Jackson	Jr. // 6-7 // 281
	6	John Morgan III	R-Sr. // 6-2 // 270
	58	Jashaud Stewart	Sr. // 6-2 // 257
DT	9	Taurean Carter	R-Sr. // 6-3 // 303
	93	Keivie Rose	R-Sr. // 6-3 // 303
DT	50	Eric Gregory	R-Sr. // 6-4 // 318
	5	Cam Ball	R-So. // 6-5 // 319
	10	Anthony Booker Jr.	R-Sr. // 6-4 // 351
DE	7	Trajan Jeffcoat	*R-Sr. // 6-4 // 281
	56	Zach Williams	*Sr. // 6-4 // 250
LB	27	Chris Paul Jr.	R-So. // 6-1 // 233
	3	Antonio Grier	*R-Sr. // 6-1 // 230
-OR-	22	Brad Spence	Fr. // 6-2 // 237
LB	28	Jaheim Thomas	R-Jr. // 6-4 // 240
	36	Jordan Crook	So. // 6-0 // 220
CB	2	Dwight McGlothorn	Sr. // 6-2 // 188
	25	Kee'yon Stewart	R-Sr. // 6-0 // 185
	24	LaDarrius Bishop	*R-Sr. // 6-0 // 183
S	13	Alfahiym Walcott	*Sr. // 6-2 // 210
	4	Malik Chavis	R-Sr. // 6-2 // 194
S	8	Jayden Johnson	Jr. // 6-2 // 206
	17	Hudson Clark	R-Sr. // 6-2 // 188
CB	15	Jaheim Singletary	R-Fr. // 6-2 // 187
	11	Jaylon Braxton	Fr. // 6-0 // 185
	24	LaDarrius Bishop	*R-Sr. // 6-0 // 183
NB	1	Lorando Johnson	R-Jr. // 6-0 // 193
	18	TJ Metcalf	Fr. // 6-1 // 206
	21	Jaylen Lewis	R-Fr. // 6-0 // 182

SPECIAL TEAMS

K/KO	29	Cam Little	Jr. // 6-2 // 179
	28	Blake Ford	R-Fr. // 6-1 // 225
P	31	Max Fletcher	So. // 6-5 // 174
	37	Devin Bale	Jr. // 6-3 // 211
LS	48	Eli Stein	So. // 6-3 // 231
	30	Ashton Ngo	Jr. // 5-11 // 233
H	31	Max Fletcher	So. // 6-5 // 174
	37	Devin Bale	Jr. // 6-3 // 211
KR	16	Isaiah Sategna	R-Fr. // 5-11 // 180
	0	AJ Green	Jr. // 5-11 // 205
PR	16	Isaiah Sategna	R-Fr. // 5-11 // 180
	14	Bryce Stephens	R-So. // 6-0 // 181

GAME 4: LSU

GAME-BY-GAME OFFENSIVE STARTERS

Opponent	LT	LG	C	RG	RT	TE	TE/WR/RB	QB	RB	WR	WR
Western Carolina	Chamblee	Braun	Limmer	Crawford	Kutas	L. Hasz	J. Wilson	Jefferson	R. Sanders	Armstrong	TeSlaa
Kent State	Chamblee	Latham	Limmer	Braun	Kutas	L. Hasz	J. Wilson	Jefferson	Green	Armstrong	TeSlaa
BYU	Chamblee	Latham	Limmer	Braun	Kutas	L. Hasz	Sherman (TE)	Jefferson	Green	Armstrong	TeSlaa
at LSU											
vs. Texas A&M											
at Ole Miss											
at Alabama											
Mississippi State											
at Florida											
Auburn											
FIU											
Missouri											

GAME-BY-GAME DEFENSIVE STARTERS

Opponent	DE	DT	DT	DE	LB	LB	CB	S	S	CB	NB	DIME
Western Carolina	L. Jackson	Carter	Gregory	Jeffcoat	J. Thomas	Crook	McGlothorn	Walcott	J. Johnson	Singletary	L. Johnson	--
Kent State	L. Jackson	Carter	Gregory	Jeffcoat	J. Thomas	Spence	McGlothorn	Walcott	J. Johnson	Singletary	L. Johnson	--
BYU	L. Jackson	Carter	Gregory	Jeffcoat	J. Thomas	Paul	Braxton	Walcott	J. Johnson	L. Johnson	Clark	--
at LSU												
vs. Texas A&M												
at Ole Miss												
at Alabama												
Mississippi State												
at Florida												
Auburn												
FIU												
Missouri												

CAREER STARTS

OFFENSE	2023	2022	2021	2020	2019	2018	TOT	CONS	DEFENSE	2023	2022	2021	2020	2019	2018	TOT	CONS
Brady Latham, OL, R-Sr.	2	13	13	10	0	-	38	2	Keivie Rose, DL, R-Sr.	0	12	12	8	0	1	32	-
Beaux Limmer, OL, R-Sr.	3	13	11	5	0	-	32	27	Trajan Jeffcoat, DL, *R-Sr.	3	11	13	6	-	0	33	3
KJ Jefferson, QB, R-Sr.	3	11	13	1	1	-	29	6	Antonio Grier, LB, *R-Sr.	0	2	12	7	6	0	27	-
Isaac TeSlaa, WR, Sr.	3	11	11	2	-	-	27	3	Eric Gregory, DL, R-Sr.	3	10	3	7	-	-	23	3
Tyrone Broden, WR, R-Sr.	0	7	9	5	0	-	21	-	Alfahiym Walcott, DB, *Sr.	3	12	8	0	0	-	23	3
Andrew Armstrong, WR, R-Sr.	3	10	3	-	-	-	16	3	Hudson Clark, DB, R-Sr.	1	10	4	7	-	-	22	1
Raheim Sanders, RB, Jr.	1	13	0	-	-	-	14	-	Dwight McGlothorn, DB, Sr.	2	13	6	0	-	-	21	-
Joshua Braun, OL, R-Jr.	3	0	7	0	-	-	10	3	Lorando Johnson, DB, R-Jr.	3	12	1	-	-	-	16	3
Dominique Johnson, RB, R-Jr.	0	0	6	0	-	-	6	-	LaDarius Bishop, DB, *R-Sr.	0	0	9	1	3	-	13	-
Ty'Kieast Crawford, OL, Sr.	1	2	0	3	-	-	6	-	Jayden Johnson, DB, Jr.	3	7	3	-	-	-	13	5
Francis Sherman, TE, Sr.	1	2	1	1	-	-	5	1	Zach Williams, DL, *Sr.	0	6	0	4	0	-	10	-
Cade Fortin, QB, *R-Sr.	0	1	2	0	0	2	5	-	Landon Jackson, DL, Jr.	3	7	0	-	-	-	10	4
Andrew Chamblee, OL, R-Fr.	3	-	-	-	-	-	3	3	Malik Chavis, DB, R-Sr.	-	5	2	0	-	-	8	-
Luke Hasz, TE, Fr.	3	-	-	-	-	-	3	3	John Morgan III, DL, *R-Sr.	0	5	3	0	0	0	8	-
Patrick Kutas, OL, So.	3	0	-	-	-	-	3	3	Jashaud Stewart, DL, Sr.	0	5	1	0	-	-	6	-
AJ Green, RB, Jr.	2	0	0	-	-	-	2	2	Quincey McAdoo, DB, So.	-	4	-	-	-	-	4	-
Jaedon Wilson, WR, R-So.	2	0	-	-	-	-	2	-	Taurean Carter, DL, R-Sr.	3	0	0	1	0	-	4	3
Nathan Bax, TE, *R-Sr.	0	1	0	0	0	1	1	-	Jaheim Thomas, LB, R-Jr.	3	0	1	0	-	-	4	3
Rashod Dubinion, RB, So.	0	1	-	-	-	-	1	-	Chris Paul Jr., LB, R-So.	1	2	-	-	-	-	3	1
									Anthony Booker Jr., DL, R-Sr.	0	2	0	0	0	-	2	-
									Jordan Crook, LB, So.	1	1	-	-	-	-	2	-
									Jaheim Singletary, DB, R-Fr.	2	0	-	-	-	-	2	-
									Kee'yon Stewart, DB, R-Sr.	0	0	1	1	0	-	2	-
									Cam Ball, DL, R-So.	0	1	-	-	-	-	1	-
									Brad Spence, LB, Fr.	1	-	-	-	-	-	1	-
									Jaylon Braxton, DB, Fr.	1	-	-	-	-	-	1	1

EXPERIENCE ANALYSIS

The chart to the right shows Arkansas' offensive and defensive starting lineups since 2008 with numbers representing total starts by classes and percentages of total starts for the entire season.

Season	G	SR	JR	SO	FR	UpperCI%
2023	3 (2-1)	31 (48.0%)	18 (27.3%)	7 (10.6%)	8 (12.1%)	49 (74.2%)
2022	13 (7-6)	122 (42.7%)	117 (40.9%)	38 (13.3%)	9 (3.1%)	239 (83.6%)
2021	13 (9-4)	159 (55.6%)	58 (20.3%)	66 (23.1%)	3 (0.1%)	217 (75.9%)
2020	10 (3-7)	70 (31.8%)	50 (22.7%)	45 (20.5%)	55 (25.0%)	120 (54.6%)
2019	12 (2-10)	77 (29.2%)	55 (20.8%)	73 (27.7%)	59 (22.4%)	132 (50.0%)
2018	12 (2-10)	103 (39.2%)	86 (32.7%)	44 (16.7%)	30 (11.4%)	189 (71.2%)
2017	12 (4-8)	66 (25.0%)	108 (40.1%)	65 (24.6%)	25 (9.5%)	174 (65.9%)
2016	13 (7-6)	114 (39.9%)	82 (28.7%)	70 (24.5%)	20 (6.9%)	196 (68.5%)
2015	13 (8-5)	67 (23.4%)	143 (50.0%)	58 (20.3%)	18 (6.3%)	210 (73.4%)
2014	13 (7-6)	92 (32.2%)	72 (25.2%)	89 (31.1%)	33 (11.5%)	164 (57.3%)
2013	12 (3-9)	107 (40.5%)	59 (22.3%)	57 (21.6%)	41 (15.5%)	166 (66.7%)
2012	12 (4-8)	99 (37.5%)	87 (33.0%)	31 (11.7%)	46 (17.4%)	186 (70.5%)
2011	13 (11-2)	110 (38.5%)	97 (33.9%)	65 (22.7%)	14 (4.9%)	207 (72.4%)
2010	13 (10-3)	102 (35.7%)	107 (37.4%)	44 (15.4%)	33 (11.5%)	209 (73.1%)
2009	13 (8-5)	74 (25.9%)	83 (29.0%)	115 (40.2%)	14 (4.9%)	157 (54.9%)
2008	12 (5-7)	58 (22.0%)	64 (24.2%)	65 (24.6%)	77 (29.2%)	112 (46.2%)

GAME 4: LSU

ARKANSAS INDIVIDUAL SEASON-HIGHS

Rush Attempts	15 (2x)	AJ Green vs. Kent State, 9/9
Yards Rushing	86	AJ Green vs. BYU, 9/16
TD Rushes	2 (2x)	AJ Green vs. BYU, 9/16
Long Rush	55	AJ Green vs. BYU, 9/16
Pass Attempts	35	KJ Jefferson vs. BYU, 9/16
Pass Completions	24	KJ Jefferson vs. BYU, 9/16
Yards Passing	247	KJ Jefferson vs. BYU, 9/16
TD Passes	3	KJ Jefferson vs. Western Carolina, 9/2
Long Pass	65	KJ Jefferson vs. Western Carolina, 9/2
Receptions	9	Andrew Armstrong vs. BYU, 9/16
Yards Receiving	98	Andrew Armstrong vs. BYU, 9/16
TD Receptions	2	Andrew Armstrong vs. Kent State, 9/9
Long Reception	65	Jaedon Wilson vs. Western Carolina, 9/2
Field Goals	1	Cam Little vs. BYU, 9/16
Long Field Goal	26	Cam Little vs. BYU, 9/16
Punts	6	Max Fletcher vs. BYU, 9/16
Punting Avg.	49.0	Max Fletcher vs. Western Carolina, 9/2
Long Punt	54	Max Fletcher vs. BYU, 9/16
Punts Inside 20	2	Max Fletcher vs. Western Carolina, 9/2
Long Punt Return	88	Isaiah Sategna vs. BYU, 9/16
Long Kickoff Return	29	Isaiah Sategna vs. BYU, 9/16
Tackles	12	Jaheim Thomas vs. Kent State, 9/9
Sacks	1.5 (3x)	Landon Jackson vs. BYU, 9/16
Tackles For Loss	3.5	Landon Jackson vs. BYU, 9/16
Interceptions	1 (5x)	Antonio Grier vs. Kent State, 9/9

ARKANSAS TEAM GAME-HIGHS

Rushes	45	vs. Kent State, 9/9
Yards Rushing	177	vs. BYU, 9/16
Yards Per Rush	4.5	vs. BYU, 9/16
TD Rushes	3	vs. Western Carolina, 9/2
Pass Attempts	35	vs. BYU, 9/16
Pass Completions	20	vs. BYU, 9/16
Yards Passing	274	vs. Western Carolina, 9/2
Yards Per Pass Att.	11.0	vs. Western Carolina, 9/2
TD Passes	4	vs. Western Carolina, 9/2
Total Plays	74	vs. BYU, 9/16
Total Offense	424	vs. BYU, 9/16
Yards Per Play	6.2	vs. Western Carolina, 9/2
Points	56	vs. Western Carolina, 9/2
Sacks By	7	vs. Kent State, 9/9
First Downs	21 (2x)	vs. BYU, 9/16
Penalties	14	vs. BYU, 9/16
Penalty Yards	125	vs. BYU, 9/16
Turnovers	2	vs. BYU, 9/16
Interceptions By	4	vs. Western Carolina, 9/2
Punts	6	vs. BYU, 9/16
Punting Avg	49.0	vs. Western Carolina, 9/2
Long Punt	54	vs. BYU, 9/16
Punts inside 20	2	vs. Western Carolina, 9/2

ARKANSAS' LONGEST PLAYS

Rush	55	AJ Green vs. BYU, 9/16
Pass	65	Jefferson to Wilson vs. Western Carolina, 9/2
Field Goal	26	Cam Little vs. BYU, 9/16
Punt	54	Max Fletcher vs. BYU, 9/16
Punt Return	88	Isaiah Sategna vs. BYU, 9/16
Kickoff Return	29	Isaiah Sategna vs. BYU, 9/16
Interception Return	85	Brad Spence vs. Western Carolina, 9/2
Fumble Return	1	Hudson Clark vs. BYU, 9/16

OPPONENT INDIVIDUAL SEASON-HIGHS

Rush Attempts	23	LJ Martin vs. BYU, 9/16
Yards Rushing	77	LJ Martin vs. BYU, 9/16
TD Rushes	2	LJ Martin vs. BYU, 9/16
Long Rush	45	LJ Martin vs. BYU, 9/16
Pass Attempts	25	Kedon Slovis vs. BYU, 9/16
Pass Completions	15	Charlie Dean vs. Western Carolina, 9/2
Yards Passing	174	Michael Alaimo vs. Kent State, 9/9
TD Passes	2	Kevon Slovis vs. BYU, 9/16
Long Pass	40	Cole Gonzales vs. Western Carolina, 9/2
Receptions	4 (4x)	Isaac Rex vs. BYU, 9/16
Yards Receiving	78	Trell Harris vs. Kent State, 9/9
TD Receptions	1 (3x)	D. Smith, P. Kingston, C. Roberts vs. BYU, 9/16
Long Reception	40	Censere Lee vs. Western Carolina, 9/2
Field Goals	2 (2x)	Andrew Glass vs. Kent State, 9/9
Long Field Goal	48	Andrew Glass vs. Kent State, 9/9
Punts	7	Ryan Rehkow vs. BYU, 9/16
Punting Avg.	45.4	Ryan Rehkow vs. BYU, 9/16
Long Punt	54	Ryan Rehkow vs. BYU, 9/16
Punts Inside 20	2 (2x)	Josh Smith vs. Kent State, 9/9
Long Punt Return	7	Hobbs Nyberg vs. BYU, 9/16
Long Kickoff Return	46	Parker Kingston vs. BYU, 9/16
Tackles	10 (3x)	AJ Vongphachanh, J. Robinson vs. BYU, 9/16
Sacks	1.5	Tyler Batty vs. BYU, 9/16
Tackles For Loss	2.0	Eddie Heckard vs. BYU, 9/16
Interceptions	1	Max Tooley vs. BYU, 9/16

OPPONENT TEAM GAME-HIGHS

Rushes	36	vs. Kent State, 9/9
Yards Rushing	77	vs. BYU, 9/16
Yards Per Rush	2.5	vs. BYU, 9/16
TD Rushes	2	vs. BYU, 9/16
Pass Attempts	40	vs. Western Carolina, 9/2
Pass Completions	25	vs. Western Carolina, 9/2
Yards Passing	227	vs. Western Carolina, 9/2
Yards Per Pass Att.	10.2	vs. Kent State, 9/9
TD Passes	3	vs. BYU, 9/16
Total Plays	70	vs. Western Carolina, 9/2
Total Offense	291	vs. Western Carolina, 9/2
Yards Per Play	4.9	vs. BYU, 9/16
Points	38	vs. BYU, 9/16
Sacks By	4	vs. BYU, 9/16
First Downs	18	vs. Western Carolina, 9/2
Penalties	7	vs. BYU, 9/16
Penalty Yards	45	vs. BYU, 9/16
Turnovers	5	vs. Western Carolina, 9/2
Interceptions By	1	vs. BYU, 9/16
Punts	7	vs. BYU, 9/16
Punting Avg	45.4	vs. BYU, 9/16
Long Punt	54	vs. BYU, 9/16
Punts inside 20	2 (2x)	vs. Kent State, 9/9

OPPONENT'S LONGEST PLAYS

Rush	45	LJ Martin vs. BYU, 9/16
Pass	40	Cole Gonzales vs. Western Carolina, 9/2
Field Goal	48	Andrew Glass vs. Kent State, 9/9
Punt	54	Ryan Rehkow vs. BYU, 9/16
Punt Return	7	Hobbs Nyberg vs. BYU, 9/16
Kickoff Return	46	Parker Kingston vs. BYU, 9/16
Interception Return	24	Max Tooley vs. BYU, 9/16
Fumble Return	--	--

THE LAST TIME ARKANSAS . . .

RUSHING

Had 500+ yards rushing	vs. South Carolina, 2007 (542)
Had 400+ yards rushing	at Texas Tech, 2014 (438)
Had 400+ yards rushing in consecutive games	at Texas Tech, 2014 (438)
	vs. Nicholls, 2014 (495)
Had 300+ yards rushing	vs. Kansas, 2022 (394)
Had 300+ yards rushing in consecutive games	at Texas Tech, 2014 (438)
	vs. Nicholls, 2014 (495)
Had 300+ yards rushing in three consecutive games	at Alabama, 2007 (301)
	vs. Kentucky, 2007 (338)
	vs. North Texas, 2007 (446)
Had 300+ yards rushing in four consecutive games	vs. Troy, 2007 (350)
	at Alabama, 2007 (301)
	vs. Kentucky, 2007 (338)
	vs. North Texas, 2007 (446)
Had 250+ yards rushing	vs. Kansas, 2022 (394)
Had 200+ yards rushing	vs. Kansas, 2022 (394)
Had 200+ yards in consecutive games	at Mississippi State (241), at BYU (277), at Auburn (286) 2022
Had 70+ rushing attempts	at Kentucky, 2003 (71)
Had 60+ rushing attempts	at Texas Tech, 2014 (68)
Had 50+ rushing attempts	vs. Kansas, 2022 (52)
Had 7+ rushing TDs	at Texas Tech, 2014 (7)
Had 6+ rushing TDs	vs. UT Martin, 2015 (6)
Had 6+ rushing TDs in consecutive games	vs. Nicholls, 2014 (6)
	at Texas Tech, 2014 (7)
Had 5+ rushing TDs	vs. Kansas, 2022 (5)
Had 5+ rushing TDs in consecutive games	vs. Nicholls, 2014 (6)
	at Texas Tech, 2014 (7)
Had 4+ rushing TDs	vs. Kansas, 2022 (5)
Had 4+ rushing TDs in consecutive games	vs. Rice, 2021 (4) and vs. Texas, 2021 (4)
Had 3+ rushing TDs	vs. Western Carolina, 2023 (3)
Had 3+ rushing TDs in consecutive games	vs. Kansas 2022 (5), vs. Western Carolina, 2023 (3)
Had 3+ rushing TDs in three straight games	vs. Rice 2021 (4)
	vs. Texas, 2021 (4)
	vs. Georgia Southern, 2021 (3)
Had 2+ players with 100 yards rushing	vs. Kansas, 2022 (Jefferson - 130, Dubinion - 112)
Had 3+ players with 100 yards rushing	vs. North Texas, 2007 (McFadden - 138, Jones - 132, Barnett - 105)

PASSING

Had 500+ yards passing	vs. Texas A&M, 2011 (510)
Had 400+ yards passing	vs. Alabama, 2016 (400)
Had 300+ yards passing	at BYU, 2022 (367)
Had 200+ yards passing	vs. BYU, 2023 (247)
Had 50+ pass attempts	vs. San Jose State, 2019 (50)
Had 40+ pass attempts	at BYU, 2022 (40)
Had 30+ pass attempts	vs. BYU, 2023 (35)
Had 30+ pass completions	vs. Mississippi State, 2015 (30)
Had 25+ pass completions	at BYU, 2022 (29)
Had 20+ pass completions	vs. BYU, 2023 (24)
Had fewer than 10 pass completions	vs. Texas A&M, 2021 (9)
Had 7+ passing TDs	vs. Mississippi State, 2015 (7)
Had 6+ passing TDs	vs. Mississippi State, 2015 (7)
Had 5+ passing TDs	at BYU, 2022 (5)
Had 4+ passing TDs	vs. Western Carolina, 2023 (4)
Had 3+ passing TDs	vs. Western Carolina, 2023 (4)
Had 5+ passes intercepted	vs. San Jose State, 2019 (5)
Had 4+ passes intercepted	vs. San Jose State, 2019 (5)
Had 3+ passes intercepted	vs. Georgia, 2020 (3)

RECEIVING

Had two players with 100 yards receiving	at Ole Miss, 2015 (Morgan - 122, Reed - 105)
Had 10+ different receivers catch a pass	vs. Kansas, 2022 (10)
Had 9+ different receivers catch a pass	vs. BYU, 2023 (9)
Had 8+ different receivers catch a pass	vs. BYU, 2023 (9)
Had multiple players catch 7+ passes in a game	vs. Mississippi State, 2015 (2)
	(Morgan - 7 & Henry - 7)

COMBINATION OFFENSE

Had one 300-yard passer and one 100-yard rusher in a game	at BYU, 2022
	(KJ Jefferson - 367 pass & Raheim Sanders - 175 rush)
Had one 300-yard passer and one 200-yard rusher in a game	at Mississippi State, 2016
	(Allen - 303 pass & Williams III - 205 rush)
Had one 100-yard receiver and one 100-yard rusher in a game	at Auburn, 2022
	(Matt Landers - 115 receiving & Raheim Sanders - 171 rush)
Had one 100-yard receiver and one 100-yard rushers in a game	at Auburn, 2022
	(Matt Landers - 121 receiving & KJ Jefferson - 130 rush, Rashod Dubinion - 112 rush)
Had one 100-yard receiver and one 100-yard rusher in consecutive games	at Missouri, 2016
	(Hatcher - 106 receiving & Williams III - 117 rush)
Had one 200-yard rusher and one 100-yard receiver in a game	vs. South Carolina, 2006
	(McFadden - 219 rushing & Monk - 192 receiving)
Had one 150-yard rusher and one 150-yard receiver in a game	at Missouri, 2020
	(Trelon Smith - 172 rushing & Treyton Burks - 206 receiving)
Had four different receivers catch a touchdown pass	at Mississippi State, 2015
	(Sprinkle - 3, Henry - 2, Morgan - 1, Cornelius - 1)

Had two 100-yard rushers	vs. Kansas, 2022
	(KJ Jefferson - 130 & Rashod Dubinion - 112)
Had two 100-yard rushers in consecutive games	at Texas Tech, 2014 (Collins - 145 & Williams - 212)
	vs. Nicholls, 2014 (Collins - 143 & Williams - 131)
Had a 200-yard rusher and a 100-yard rusher in a game	at Mississippi State, 2015
	(Williams III - 205 & Whaley - 112)
Had two 150-yard rushers in a game	vs. South Carolina, 2007
	(McFadden - 321 & Jones - 166)
Had three 100-yard rushers in a game	vs. North Texas, 2007
	(McFadden - 138, Jones - 132 & Barnett - 105)
Had two 100-yard receivers in a game	at Ole Miss, 2015
	(Morgan - 122 & Reed - 105)

TOTAL OFFENSE

Had 700+ yards total offense	vs. North Texas, 2007 (713)
Had 600+ yards total offense	vs. Kansas, 2022 (681)
Had 550+ yards total offense	vs. Kansas, 2022 (681)
Had 500+ yards total offense	vs. Kansas, 2022 (681)
Had 400+ yards total offense	vs. BYU, 2023 (424)
Had 500+ yards total offense in consecutive games	at Auburn, 2022 (520)
	at BYU, 2022 (644)
Had 85+ plays total offense	vs. Alabama, 2022 (85)
Had 80+ plays total offense	vs. Kansas, 2022 (81)
Had 75+ plays total offense	vs. Kansas, 2022 (81)

SCORING

Scored 70+ points	vs. Nicholls, 2014 (73)
Scored 60+ points	vs. UT Martin, 2015 (63)
Scored 50+ points	vs. Western Carolina, 2023 (56)
Scored 40+ points	vs. Western Carolina, 2023 (56)
Scored 30+ points	vs. BYU, 2023 (31)
Scored 40+ points in three consecutive games	vs. Auburn, 2015 (54)
	vs. UT Martin, 2015 (63)
	at Ole Miss, 2015 (53)
Scored 30+ points in five consecutive games	vs. Auburn, 2015 (54)
	vs. UT Martin, 2015 (63)
	at Ole Miss, 2015 (53)
	at LSU, 2015 (31)
	vs. Mississippi State, 2015 (50)
Scored 40+ points in a half	vs. UAPB, 2021 (1st half - 45)
Scored 30+ points in a half	vs. Western Carolina, 2023 (1st half - 35)
Scored 35+ points in a quarter	vs. Nicholls, 2014 (1st - 35)
Scored 28+ points in a quarter	vs. UAPB, 2021 (2nd - 25)
Scored 50+ points in consecutive games	vs. Kansas, 2022 (55)
	vs. Western Carolina, 2023 (56)
Scored 50+ points in three consecutive games	vs. Auburn, 2015 (54)
	at Ole Miss, 2015 (53)
	vs. UT Martin, 2015 (63)
Scored 50+ points in consecutive SEC games	vs. Auburn, 2015 (54)
	at Ole Miss, 2015 (53)
	at Ole Miss, 2015 (53)
Both teams combined for 100+ points	at Ole Miss, 2021 (L, 52-51)
Allowed 60+ points	at Florida, 2020 (63)
Allowed 50+ points	at Ole Miss, 2021 (52)
Allowed 40+ points	at Mississippi State, 2022 (40)
Allowed 30+ points	at BYU, 2023 (38)
Was held scoreless	at Georgia, 2021 (37-0)
Was held scoreless at Donald W. Reynolds Razorback Stadium	vs. Alabama, 2012 (52-0)
Was held scoreless on the road	at Georgia, 2021 (37-0)
Was held scoreless at a neutral site	vs. Ole Miss, 1959 (28-0)
Won a game without a rushing TD	at LSU, 2021
Won a game without a passing TD	vs. Penn State, 2022
Won a game in the last 25 seconds of regulation with a TD	vs. Mississippi State, 2021
Won a game in the last 25 seconds of regulation with a field goal	at Ole Miss, 2017
Held opponent scoreless	vs. Tulsa, 2018 (23-0)
Held opponent scoreless at Donald W. Reynolds Razorback Stadium	vs. Tulsa, 2018 (23-0)
Held opponent scoreless on the road	at South Carolina, 2002 (23-0)
Held opponent without a touchdown	vs. Kent State, 2023 (28-6)
Held opponent without an offensive touchdown	vs. Kent State, 2023 (28-6)
Held two opponents scoreless in one season	vs. LSU, 2014 (17-0)
	vs. Ole Miss, 2014 (30-0)
Held three opponents scoreless in one season	vs. Tulsa, 1982 (38-0)
	vs. TCU, 1982 (35-0)
	vs. Texas A&M, 1982 (35-0)
Held an opponent scoreless in consecutive games	vs. LSU, 2014 (17-0)
	vs. Ole Miss, 2014 (30-0)
Held an SEC opponent scoreless	vs. Ole Miss, 2014 (30-0)
Held an SEC opponent scoreless in consecutive games	vs. LSU, 2014 (17-0)
	vs. Ole Miss, 2014 (30-0)
Held two SEC opponents scoreless in one season	vs. LSU, 2014 (17-0)
	vs. Ole Miss, 2014 (30-0)
Scored on the first offensive play of the game	vs. Nicholls, 2014 (Hatcher - 82-yard rush)
Scored on the first offensive series of the game	vs. BYU, 2023 (AJ Green TD)
Scored a two-point conversion passing	vs. Kansas, 2022 (KJ Jefferson to Rashod Dubinion)
Scored a two-point conversion rushing	vs. Liberty, 2022 (Raheim Sanders)
Had three players with 2 TDs in a game	vs. Eastern Michigan, 2009 (Green - 2, Davis - 2 & Adams - 2)

THE LAST TIME ARKANSAS . . .

DEFENSE

Held opponent to 10 or fewer first downs:	vs. Florida A&M, 2017 (9)
Held opponent to 0 or fewer yards rushing:	vs. Wisconsin, 2007 (-5)
Held opponent to 25 or fewer yards rushing:	vs. New Mexico State, 2017 (11)
Held opponent to 50 or fewer yards rushing:	vs. Kent State, 2023 (26)
Held opponent to 50 or fewer yards passing:	vs. Vanderbilt, 2010 (36)
Held opponent to 100 or fewer yards rushing:	vs. BYU, 2023 (77)
Held opponent to 100 or fewer yards passing:	vs. LSU, 2022 (86)
Held opponent to 200 or fewer yards total offense:	vs. Kent State, 2023 (200)
Held opponent to 250 or fewer yards total offense:	vs. Kent State, 2023 (200)
Held opponent to 300 or fewer yards total offense:	vs. BYU, 2023 (281)
Intercepted 6+ passes:	vs. Ole Miss, 2020 (6)
Intercepted 5+ passes:	vs. Ole Miss, 2020 (6)
Intercepted 4+ passes:	vs. Western Carolina, 2023 (4)
Intercepted 3+ passes:	vs. Western Carolina, 2023 (4)
Forced 7+ turnovers:	vs. Ole Miss (7 - 6 INTs, 1 FUM)
Forced 6+ turnovers:	vs. Ole Miss (7 - 6 INTs, 1 FUM)
Forced 5+ turnovers:	vs. Western Carolina (5 - 4 INTs, 1 FUM)
Forced 4+ turnovers:	vs. Western Carolina (5 - 4 INTs, 1 FUM)
Scored a safety:	vs. Liberty, 2022
Scored a touchdown:	vs. Kent State, 2023 (Antonio Grier-INT)
Scored two touchdowns:	vs. Ole Miss, 2020 (Jalen Catalon-INT, Grant Morgan-INT)
Recorded 8+ sacks:	vs. Missouri State, 2022 (8)
Recorded 7+ sacks:	vs. Kent State, 2023 (7)
Recorded 6+ sacks:	vs. Kent State, 2023 (7)
Recorded 5+ sacks:	vs. Kent State, 2023 (7)
Recorded 4+ sacks:	vs. Kent State, 2023 (7)
Had 3 players with 10+ tackles:	vs. Missouri, 2021 Bumper Pool (13), Grant Morgan (10), Hayden Henry (10)
Had 3 players with 10+ tackles in consecutive games:	vs. Tennessee, 2020 Bumper Pool (14), Grant Morgan (12), Jalen Catalon (12)
	vs. LSU, 2020 Grant Morgan (19), Jalen Catalon (16), Bumper Pool (11)
Had 3 players with 2.0+ sacks:	vs. Missouri State, 2022 Jordan Domineck (2.5), Drew Sanders (2.0), Zach Williams (2.0)

SPECIAL TEAMS

Returned a punt for a TD:	vs. BYU, 2023 (Sategna - 88 yards)
Returned two punts for TDs:	vs. Missouri State, 2011 (Adams - 61 yards, 69 yards)
Returned a blocked punt for a TD:	vs. Eastern Michigan, 2009 (Armbrust - 1 yard)
Returned a kickoff for a TD:	vs. Auburn, 2017 (Warren - 100)
Returned a game-opening kickoff for a TD:	vs. Northern Illinois, 2014 (Marshall - 97)
Returned a season-opening kickoff for a TD:	vs. Missouri State, 2009 (D. Johnson - 91 yards)
Returned a blocked FG for a TD:	at Mississippi State, 2004 (Brown - 76 yards)
Blocked one punt:	vs. Liberty, 2022 (Quincey McAdoo)
Punted 10+ times:	at Auburn, 2016 (10)
Did not punt:	vs. Alcorn State, 2016
Blocked a field goal:	at Auburn, 2022 (Landon Jackson)
Had a punt blocked:	at Missouri, 2022 (Dameon Wilson)
Scored on a fake punt:	vs. Texas A&M, 2014 (Sam Irwin-Hill - 51 yard rush)
Scored on a fake field goal:	at Alabama, 2021 (Reid Bauer 32-yard pass to Blake Kern)
Had a field goal blocked:	vs. LSU, 2020 (Jay Ward)
Blocked a PAT kick:	vs. Eastern Illinois, 2018 (Bumper Pool)
Missed a kicking PAT:	at Missouri, 2020 (A.J. Reed)
Had a kicking PAT blocked:	at Missouri, 2020 (Chris Turner)
Recovered an onside kick:	Alabama, 2022 (Jake Bates)

MISCELLANEOUS

Had 35+ first downs:	at Ole Miss, 2021 (39)
Had 30+ first downs:	at BYU, 2022 (34)
Had 25+ first downs:	vs. Kansas, 2022 (29)
Had 20+ first downs:	vs. BYU, 2023 (21)
Had 20+ passing first downs:	vs. Mississippi State, 2015 (21)
Had 20+ rushing first downs:	vs. South Carolina, 2022 (20)
Had 15+ penalties:	vs. Air Force, 1975 (17)
Had 10+ penalties:	vs. BYU, 2023 (14)
Had no penalties:	at Alabama, 2019
Had 100+ yards in penalties:	vs. BYU, 2023 (125)
Had 35 minutes+ of possession time:	vs. BYU, 2023 (35:10)
Was involved in an overtime game:	vs. Kansas, 2022 (W, 55-53 3OT)
Defeated a ranked opponent:	vs. No. 14 Ole Miss, 2022 (42-27)
Defeated a ranked opponent on the road:	at No. 16 Mississippi State, 2020 (21-14)
Defeated ranked opponents in consecutive games:	at No. 18 Ole Miss, 2015 (53-52, OT) at No. 9 LSU, 2015 (31-14)
Won game on final offensive play:	at LSU, 2021 (Cam Little 37-yard field goal)
Zero sacks allowed in a game:	vs. Kansas, 2022
Zero sacks allowed in consecutive games:	vs. Toledo, 2015
	vs. Texas Tech, 2015
Zero sacks allowed in three consecutive games:	vs. UTEP, 2015 vs. Toledo, 2015 vs. Texas Tech, 2015
Came back from 15+ points down to win:	vs. Missouri State, 2022 (down 17 - won 38-27)
Recorded more points than plays:	vs. UT Martin, 2015 (63 points, 56 plays)

THE LAST TIME AN ARKANSAS PLAYER ...

RUSHING

Rushed 40+ times:	DeCori Birmingham at Kentucky, 2003 (40)
Rushed 35+ times:	Michael Smith at Kentucky, 2008 (35)
Rushed 30+ times:	Alex Collins vs. Missouri, 2015 (30)
Rushed 25+ times:	Trelon Smith at Missouri, 2020 (26)
Rushed for 300+ yards:	Darren McFadden vs. South Carolina, 2007 (321)
Rushed for 250+ yards:	Darren McFadden vs. South Carolina, 2007 (321)
Rushed for 200+ yards:	Raheim Sanders vs. Ole Miss, 2022 (232)
Rushed for 175+ yards:	Raheim Sanders vs. Ole Miss, 2022 (232)
Rushed for 150+ yards:	Raheim Sanders vs. Ole Miss, 2022 (232)
Rushed for 125+ yards:	KJ Jefferson vs. Kansas, 2022 (130)
Rushed for 100+ yards:	Rashod Dubinion vs. Kansas, 2022 (112)
Rushed for 100+ yards as a true freshman in his first career game:	Chase Hayden vs. Florida A&M, 2017 (120)
Rushed for 100+ yards (quarterback):	KJ Jefferson vs. Kansas, 2022 (130)
Rushed for 150+ yards in consecutive games:	Raheim Sanders at BYU, 2022 (175)
Rushed for 100+ yards in consecutive games:	at Auburn, 2022 (171)
Rushed for 100+ yards in consecutive games:	Raheim Sanders at BYU, 2022 (175)
Rushed for 100+ yards in consecutive games:	at Auburn, 2022 (171)
Rushed for 5+ touchdowns:	Alex Collins vs. UT Martin, 2015 (5)
Rushed for 4+ touchdowns:	Rawleigh Williams III at Mississippi State, 2016 (4)
Rushed for 3+ touchdowns:	Raheim Sanders at Ole Miss, 2022 (3)
Rushed for 3+ touchdowns (quarterback):	KJ Jefferson at Ole Miss, 2021 (3)
Rushed for 2+ touchdowns:	AJ Green vs. BYU, 2023 (2)
Had three players rush for touchdowns:	KJ Jefferson (2), Rashod Dubinion (2), AJ Green (1) vs. Kansas, 2022
Had four players rush for touchdowns:	Sanders (2), Jefferson (1), Green (1), Dubinion (1) vs. S. Carolina, 2022
Had a run of 80+ yards:	Trelon Smith at Florida, 2020 (83)
Had a run of 70+ yards:	Raheim Sanders at Auburn, 2022 (76)
Had a run of 60+ yards:	Raheim Sanders vs. Ole Miss, 2022 (68)
Had a run of 50+ yards:	AJ Green vs. BYU, 2023 (55)
Had 2 TD runs of 50+ yards:	Rakeem Boyd vs. Western Kentucky, 2019 (86, 76)
Had multiple players with a run of 50+ yards:	Rawleigh Williams III (72) & Devwah Whaley (50) at Mississippi State, 2016

PASSING

Passed for 500+ yards:	Tyler Wilson vs. Texas A&M, 2011 (510)
Passed for 450+ yards:	Tyler Wilson vs. Texas A&M, 2011 (510)
Passed for 400+ yards:	Austin Allen vs. Alabama, 2016 (400)
Passed for 350+ yards:	KJ Jefferson at BYU, 2022 (367)
Passed for 300+ yards:	KJ Jefferson at BYU, 2022 (367)
Passed for 250+ yards:	KJ Jefferson vs. Kansas, 2022 (287)
Passed for 200+ yards:	KJ Jefferson vs. BYU, 2023 (247)
Attempted 50+ passes:	Nick Starkel vs. San Jose State, 2019 (50)
Attempted 45+ passes:	Nick Starkel vs. San Jose State, 2019 (50)
Attempted 35+ passes:	KJ Jefferson vs. BYU, 2023 (35)
Attempted 30+ passes:	KJ Jefferson vs. BYU, 2023 (35)
Completed 25+ passes:	KJ Jefferson at BYU, 2022 (29)
Completed 20+ passes:	KJ Jefferson vs. BYU, 2023 (24)
Threw 5+ touchdown passes:	KJ Jefferson at BYU, 2022 (5)
Threw 4+ touchdown passes:	KJ Jefferson at BYU, 2022 (5)
Threw 3+ touchdown passes:	KJ Jefferson vs. Western Carolina, 2023 (3)
Threw 2+ touchdown passes:	KJ Jefferson vs. Kent State, 2023 (2)
Threw 2+ touchdown passes in consecutive games:	KJ Jefferson vs. Ole Miss, 2022 (3)
Threw 2+ touchdown passes in consecutive games:	at Missouri, 2022 (2)
Threw 2+ touchdown passes in consecutive games:	vs. Kansas, 2022 (2)
Threw 2+ touchdown passes in consecutive games:	vs. Western Carolina, 2023 (3)
Threw 2+ touchdown passes in consecutive games:	vs. Kent State, 2023 (2)
Threw 5+ interceptions:	Nick Starkel vs. San Jose State, 2019 (5)
Threw 4+ interceptions:	Nick Starkel vs. San Jose State, 2019 (5)
Threw 3+ interceptions:	Nick Starkel at Alabama, 2019 (3)
Completed pass for 90+ yards:	KJ Jefferson vs. Georgia Southern, 2021 (91)
Completed pass for 80+ yards:	KJ Jefferson vs. Texas A&M, 2021 (85)
Completed pass for 70+ yards:	KJ Jefferson vs. Missouri State, 2022 (73)
Completed pass for 60+ yards:	KJ Jefferson vs. Western Carolina, 2023 (65)
Completed pass for 50+ yards:	KJ Jefferson vs. Western Carolina, 2023 (65)

RECEIVING

Caught 10+ passes:	Treyton Burks at Missouri, 2020 (10)
Caught 9+ passes:	Andrew Armstrong vs. BYU, 2023 (9)
Caught 8+ passes:	Andrew Armstrong vs. BYU, 2023 (9)
Caught 7+ passes:	Andrew Armstrong vs. BYU, 2023 (9)
Caught 10+ passes in consecutive games:	Cobi Hamilton vs. Tulsa, 2012 (11)
Caught 10+ passes in consecutive games:	vs. Ole Miss, 2012 (12)
Had 300+ yards receiving:	Cobi Hamilton vs. Rutgers, 2012 (303)
Had 200+ yards receiving:	Treyton Burks at Missouri, 2020 (206)
Had 175+ yards receiving:	Treyton Burks at Alabama, 2021 (179)
Had 150+ yards receiving:	Treyton Burks at Alabama, 2021 (179)
Had 100+ yards receiving:	Matt Landers vs. Kansas, 2022 (121)
Had 100+ yards receiving in consecutive games:	Treyton Burks at Alabama, 2021 (179)
Had 100+ yards receiving in consecutive games:	vs. Missouri, 2021 (129)
Had 100+ yards receiving (tight end):	Hunter Henry vs. Mississippi State, 2015 (129)
Caught 3+ TD passes:	Matt Landers at BYU, 2022 (3)
Caught 2+ TD passes:	Andrew Armstrong vs. Kent State, 2023 (2)
Caught 2+ TD passes (tight end):	Trey Knox vs. Liberty, 2022 (2)
2+ tight ends caught TD passes:	Hunter Henry (2) & Jeremy Sprinkle (3) vs. Mississippi State, 2015

TOTAL OFFENSE

Had 450+ yards total offense:	Tyler Wilson vs. Texas A&M, 2011 (481)
Had 400+ yards total offense:	KJ Jefferson vs. Kansas, 2022 (417)
Had 350+ yards total offense:	KJ Jefferson vs. Kansas, 2022 (417)
Had 300+ yards total offense:	KJ Jefferson vs. Kansas, 2022 (417)
Had 100 yards both passing and rushing:	KJ Jefferson vs. Kansas, 2022 (287 passing, 130 rushing)

SCORING

Accounted for 6+ touchdowns:	KJ Jefferson at Ole Miss, 2021 (6)
Accounted for 5+ touchdowns:	KJ Jefferson at BYU, 2022 (5)
Accounted for 4+ touchdowns:	KJ Jefferson vs. Western Carolina, 2023 (4)
Accounted for 3+ touchdowns:	KJ Jefferson vs. Western Carolina, 2023 (4)
Scored 4+ touchdowns:	Rawleigh Williams III at Mississippi State, 2016 (5)
Scored 3+ touchdowns:	Raheim Sanders vs. Ole Miss, 2022 (3)
Scored 2+ touchdowns:	AJ Green vs. BYU, 2023 (2)
Multiple players score 2+ touchdowns:	KJ Jefferson (2), Rashod Dubinion (2) vs. Kansas, 2022

DEFENSE

Intercepted 3+ passes:	Hudson Clark vs. Ole Miss, 2020 (3)
Intercepted 2+ passes:	Jalen Catalon vs. Rice, 2021 (2)
Intercepted passes in consecutive games:	Dwight McGlothlen vs. Kansas, 2022 (1)
Intercepted passes in consecutive games:	vs. Western Carolina, 2023 (1)
Recovered 2+ fumbles:	Chevin Calloway vs. Eastern Illinois, 2018 (2)
Forced 2+ fumbles:	Drew Sanders vs. South Carolina, 2022 (2)
Recorded 5+ sacks:	Wayne Martin vs. Ole Miss, 1988 (5.0)
Recorded 3+ sacks:	Chris Smith vs. Southern Miss, 2013 (3.0-22)
Recorded 2+ sacks:	Chris Paul Jr. vs. LSU, 2022 (2.0)
Recorded 5+ tackles for loss:	Jermaine Brooks vs. Auburn, 2001 (5-16)
Recorded 3+ tackles for loss:	Landon Jackson vs. BYU, 2023 (3.5-14)
Recorded 20+ tackles:	Bumper Pool at Mississippi State, 2020 (20)
Recorded 10+ tackles:	Jaheim Thomas, 2023 (12)
Recorded 10+ tackles in back-to-back games:	Drew Sanders, vs. LSU, vs. Ole Miss 2022 (12, 10)
Recorded 10+ tackles in three straight games:	Bumper Pool at LSU, 2021 (11)
Recorded 10+ tackles in three straight games:	at Alabama, 2021 (11)
Recorded 15+ tackles in back-to-back games:	vs. Missouri, 2021 (13)
Recorded 15+ tackles in back-to-back games:	Grant Morgan (2020) at Florida (15)
Recorded 15+ tackles two+ times in one season:	Grant Morgan (2020) at Mississippi State (15)
Recorded 15+ tackles two+ times in one season:	vs. Ole Miss (19)
Recorded 15+ tackles two+ times in one season:	at Florida (15)
Returned an interception for a touchdown:	Antonio Grier (25) vs. Kent State, 2023
Returned a fumble for a touchdown:	DeJon Harris (6) vs. Texas A&M, 2019

SPECIAL TEAMS

Returned a Kickoff for a TD:	De'Vion Warren vs. Auburn, 2017 (100 yards)
Returned a Punt for a TD:	Isaiah Sategna vs. BYU, 2023 (88 yards)
Scored 10+ points kicking:	Cam Little at Auburn, 2022 (11)
Made 5+ field goals:	Kendall Trainor vs. Texas A&M, 1988 (5)
Made 4+ field goals:	Cam Little vs. Texas, 2021 (4)
Made two field goals of 50+ yards:	Steve Little vs. Oklahoma State, 1976 (53 & 57)
Made one field goal of 50+ yards:	Cam Little vs. Liberty, 2022 (50)
Kicked a punt of 70+ yards:	Reid Bauer at Auburn, 2022 (78)
Kicked a punt of 60+ yards:	Reid Bauer at Auburn, 2022 (78)
Punted 10+ times:	Toby Baker at Auburn, 2016 (10)
Totaled 175+ kick return yards:	DeCori Birmingham vs. Alabama, 2002 (197)
Totaled 150+ kick return yards:	Dennis Johnson at Texas, 2008 (150)
Totaled 100+ kick return yards:	Treyton Burks vs. Mississippi State, 2019 (134)
Totaled 100+ punt return yards:	Bryce Stephens vs. Missouri State, 2022 (105)
Totaled 50+ punt return yards:	Isaiah Sategna vs. BYU, 2023 (95)

THE LAST TIME AN OPPONENT ...

RUSHING

Had 500+ yards rushing:	at Auburn, 2016 (543)
Had 400+ yards rushing:	Ole Miss, 2022 (463)
Had 300+ yards rushing:	Ole Miss, 2022 (463)
Had 200+ yards rushing:	at Missouri, 2022 (226)
Had 70+ rushing attempts:	at Mississippi State, 2010 (70)
Had 60+ rushing attempts:	Missouri, 2017 (60)
Had 50+ rushing attempts:	Ole Miss, 2022 (53)
Had 7+ rushing TDs:	at Auburn, 2016 (7)
Had 6+ rushing TDs:	Alabama, 2020 (6)
Had 5+ rushing TDs:	Alabama, 2022 (5)
Had 4+ rushing TDs:	Alabama, 2022 (5)

PASSING

Had 500+ yards passing:	vs. Kansas, 2022 (544)
Had 400+ yards passing:	vs. Kansas, 2022 (544)
Had 300+ yards passing:	vs. Kansas, 2022 (544)
Had 200+ yards passing:	vs. Kansas, 2022 (544)
Had 60+ pass attempts:	at Mississippi State, 2020 (60)
Had 50+ pass attempts:	vs. Kansas, 2022 (56)
Had 40+ pass attempts:	vs. Western Carolina, 2023 (40)
Had 30+ pass attempts:	vs. Western Carolina, 2023 (40)
Had 40+ pass completions:	at Mississippi State, 2020 (43)
Had 30+ pass completions:	vs. Kansas, 2022 (37)
Had 25+ pass completions:	vs. Western Carolina, 2023 (25)
Had 20+ pass completions:	vs. Western Carolina, 2023 (25)
Had 6+ passing TDs:	at Florida, 2020 (6)
Had 5+ passing TDs:	vs. Kansas, 2022 (5)
Had 4+ passing TDs:	vs. Kansas, 2022 (5)
Had 3+ passing TDs:	vs. BYU, 2023 (3)

RECEIVING

Had two players with 100-yards receiving in a game:	vs. Kansas, 2022 (Luke Grimm, 167 - Lawrence Arnold, 119)
Had 4+ players catch 5+ passes:	at Missouri, 2020 (Keke Chism - 6, B. Banister 6, Damon Hazelton - 5, Tauski Dove - 5)
Had 3+ players catch 5+ passes:	vs. Kansas, 2022 (Luke Grimm - 10, Lawrence Arnold - 8, Mason Fairchild - 6)
Had 10+ players catch a pass:	vs. Western Carolina, 2023 (12)
Had 8+ players catch a pass:	vs. Western Carolina, 2023 (12)

TOTAL OFFENSE

Had 700+ yards total offense:	Ole Miss, 2022 (703)
Had 650+ yards total offense:	Ole Miss, 2022 (703)
Had 600+ yards total offense:	vs. Kansas, 2022 (603)
Had 550+ yards total offense:	vs. Kansas, 2022 (603)
Had 500+ yards total offense:	vs. Kansas, 2022 (603)
Had 400+ yards total offense:	vs. Kansas, 2022 (603)
Had 100+ plays total offense:	at Missouri, 2017 (102)
Had 90+ plays total offense:	vs. Kansas, 2022 (90)
Had 80+ plays total offense:	vs. Kansas, 2022 (90)
Had 75+ plays total offense:	vs. Kansas, 2022 (90)

SCORING

Scored 70+ points:	at Southern California, 2005 (70)
Scored 60+ points:	at Florida, 2020 (63)
Scored 50+ points:	vs. Kansas, 2022 (53)
Scored 40+ points:	vs. Kansas, 2022 (53)
Scored 30+ points:	vs. BYU, 2023 (38)
Scored a two-point conversion rushing:	at Alabama, 2021
Scored a two-point conversion passing:	vs. Kansas, 2022
Failed on a two-point conversion attempt:	vs. Kansas, 2022

TURNOVERS

Had 5+ fumbles:	Eastern Illinois, 2018 (6, lost 5)
Had 4+ fumbles lost:	Eastern Illinois, 2018 (5)
Had 3+ fumbles lost:	Eastern Illinois, 2018 (5)
Committed 7+ turnovers:	Ole Miss, 2020 (7)
Committed 6+ turnovers:	Ole Miss, 2020 (7)
Committed 5+ turnovers:	Western Carolina, 2023 (5)
Intercepted 8+ Arkansas passes:	at SMU, 1951 (8)
Intercepted 7+ Arkansas passes:	at SMU, 1951 (8)
Intercepted 6+ Arkansas passes:	North Texas, 2018 (6)
Intercepted 5+ Arkansas passes:	San Jose State, 2019 (5)
Intercepted 4+ Arkansas passes:	San Jose State, 2019 (5)
Intercepted 3+ Arkansas passes:	Georgia, 2020 (3)
Returned an interception for a touchdown:	Georgia, 2020
Returned a fumble for a touchdown:	vs. Texas A&M, 2022

DEFENSE

Held Arkansas to 10 or fewer first downs:	at Georgia, 2021 (9)
Recorded 9+ sacks:	vs. Oklahoma, 2001 (9.0-55)
Recorded 8+ sacks:	Alabama, 2020 (8.0-49)
Recorded 7+ sacks:	Missouri, 2022 (7.0-36)
Recorded 6+ sacks:	Missouri, 2022 (7.0-36)
Recorded 5+ sacks:	Missouri, 2022 (7.0-36)
Scored a safety:	Georgia, 2020
Held Arkansas to 50 or fewer yards rushing:	LSU, 2018 (16)
Held Arkansas to 25 or fewer yards rushing:	LSU, 2018 (16)
Held Arkansas to 100 or fewer yards passing:	vs. Penn State, 2022 (98)
Held Arkansas to 50 or fewer yards passing:	South Carolina, 2013 (30)
Held Arkansas to 300 or less yards total offense:	LSU, 2022 (249)
Held Arkansas to 200 or less yards total offense:	Georgia, 2021 (162)
Held Arkansas to 100 or fewer yards both rushing & passing:	Georgia, 2021 (Rush - 75, Pass - 87)

SPECIAL TEAMS

Returned a punt for a TD:	Alabama, 2020
Returned a kickoff for a TD:	vs. Texas A&M, 2018
Punted 10+ times:	Georgia Southern, 2021 (10)
Punted 10+ times in consecutive games:	North Texas, 2007 (10) Chattanooga, 2007 (12)
Did not punt:	Alabama, 2018
Missed a kicking PAT:	at BYU, 2022
Missed two kicking PATs:	at LSU, 2017
Blocked a field goal:	LSU, 2020
Blocked a punt:	at Missouri, 2022

MISCELLANEOUS

Had 30+ first downs:	vs. Kansas, 2022 (31)
Had 10+ penalties:	Missouri, 2022 (10)
Had 100+ yards in penalties:	Ole Miss, 2022 (116)
Had 35+ minutes of possession time:	at Mississippi State, 2022 (35:41)
Had 40+ minutes of possession time:	LSU, 2020 (41:43)
Had two 100-yard rushers and one 100-yard receiver:	Ole Miss, 2022 (Quinshon Judkins - 214 rushing, Zach Evans - 207 rushing & Malik Heath - 140 receiving)
Had one 100-yard rusher and one 100-yard receiver:	at Missouri, 2021 (Brady Cook - 138 rushing & Dominic Lovett - 130 receiving)
Had one 100-yard rusher and two 100-yard receivers:	at Alabama, 2021 (Brian Robinson Jr. - 122 rushing, Jameson Williams - 190 receiving & John Metchie - 173 receiving)

LAST TIME AN INDIVIDUAL OPPONENT . . .

INDIVIDUAL RUSHING

Rushed 40+ times: Tyler Badie (41), Missouri (2021)
 Rushed 35+ times: Tyler Badie (41), Missouri (2021)
 Rushed 30+ times: Tyler Badie (41), Missouri (2021)
 Rushed for 200+ yards: Quinshon Judkins (214), Zach Evans (207), Ole Miss (2022)
 Rushed for 175+ yards: Quinshon Judkins (214), Zach Evans (207), Ole Miss (2022)
 Rushed for 150+ yards: Quinshon Judkins (214), Zach Evans (207), Ole Miss (2022)
 Rushed for 125+ yards: Brady Cook (138), at Missouri (2022)
 Rushed for 100+ yards: Brady Cook (138), at Missouri (2022)
 Rushed for 4+ touchdowns: Nick Fitzgerald (4), Mississippi State (2016)
 Rushed for 3+ touchdowns: Snoop Conner (3), at Ole Miss (2021)
 Had a run of 80+ yards: Justin Tomlin (76), Georgia Southern (2021)
 Had a run of 70+ yards: Jahmyr Gibbs (76, 72), Jalen Milroe (77), Alabama (2022)
 Had a run of 60+ yards: Quinshon Judkins (60), Ole Miss (2022)
 Had a run of 50+ yards: Quinshon Judkins (60), Ole Miss (2022)

INDIVIDUAL PASSING

Passed for 500+ yards: Jalon Daniels (544), vs. Kansas (2022)
 Passed for 450+ yards: Jalon Daniels (544), vs. Kansas (2022)
 Passed for 400+ yards: Jalon Daniels (544), vs. Kansas (2022)
 Passed for 300+ yards: Jalon Daniels (544), vs. Kansas (2022)
 Attempted 60+ passes: Kolton Browning (67), Louisiana-Monroe (2012)
 Attempted 50+ passes: Jalon Daniels (55), vs. Kansas (2022)
 Attempted 40+ passes: Jalon Daniels (55), vs. Kansas (2022)
 Completed 40+ passes: K.J. Costello (43), at Mississippi State (2020)
 Completed 30+ passes: Jalon Daniels (37), vs. Kansas (2022)
 Completed 20+ passes: Jalon Daniels (37), vs. Kansas (2022)
 Threw 6+ touchdown passes: Kyle Trask (6), at Florida (2020)
 Threw 5+ touchdown passes: Jalon Daniels (5), vs. Kansas (2022)
 Threw 4+ touchdown passes: Jalon Daniels (5), vs. Kansas (2022)
 Threw 3+ touchdown passes: Jalon Daniels (5), vs. Kansas (2022)
 Completed a pass for 90+ yards: Trevor Knight (92), Texas A&M (2016)
 Completed a pass for 80+ yards: Kellen Mond (81), Texas A&M (2017)
 Completed a pass for 70+ yards: Bryce Young (79), at Alabama (2021)
 Completed a pass for 60+ yards: Spencer Rattler (64), South Carolina (2022)

INDIVIDUAL RECEIVING

Caught 15+ passes: Willie Goshua (17), Auburn (1995)
 Caught 10+ passes: Luke Grimm (10), vs. Kansas (2022)
 Caught 7+ passes: Lawrence Arnold (8), vs. Kansas (2022)
 Had 200+ yards receiving: Jamayel Smith (208), Mississippi State (2007)
 Had 150+ yards receiving: Luke Grimm (167), vs. Kansas (2022)
 Had 100+ yards receiving: Lawrence Arnold (119), vs. Kansas (2022)
 Caught 3+ TD passes: Jameson Williams (3), at Alabama (2021)
 Caught 2+ TD passes: Jameson Williams (3), at Alabama (2021)

INDIVIDUAL TOTAL OFFENSE

Had 500+ yards total offense: Jalon Daniels (565; Pass - 544, Rush - 21), vs. Kansas (2022)
 Had 400+ yards total offense: Jalon Daniels (565; Pass - 544, Rush - 21), vs. Kansas (2022)
 Had 300+ yards total offense: Jalon Daniels (565; Pass - 544, Rush - 21), vs. Kansas (2022)
 Had 100 yards both passing and rushing: Brady Cook (380; Pass - 242, Rush - 138), at Auburn (2022)

INDIVIDUAL SCORING

Accounted for 6+ touchdowns: Jalon Daniels vs. Kansas, 2022 (6)
 Accounted for 5+ touchdowns: Jalon Daniels vs. Kansas, 2022 (6)
 Accounted for 4+ touchdowns: Jalon Daniels vs. Kansas, 2022 (6)
 Scored 4+ touchdowns: Peyton Barber, Auburn, 2015 (4)
 Scored 3+ touchdowns: Puka Nacua, at BYU, 2021 (3)

INDIVIDUAL DEFENSE

Intercepted 3+ passes: Minkah Fitzpatrick (3), Alabama (2016)
 Intercepted 2+ passes: Richard LeCounte (2), Georgia (2020)
 Recorded 3+ sacks: Harold Perkins (3.0), vs. LSU (2022)
 Recorded 2+ sacks: Isaiah McGuire (2.0), Martez Manuel (2.0), at Missouri (2022)

SPECIAL TEAMS

Kicked 5+ field goals: Harrison Mevis (5-5), at Missouri (2020)
 Kicked 4+ field goals: Wyatt Bryan (4-4), at Colorado State (2018)
 Returned a punt for a TD: DaVonta Smith, Alabama (2020)
 Returned a kick for a TD: Jashaun Corbin, vs. Texas A&M (2018)

GAME 4: LSU

ARKANSAS BIG PLAYS FROM SCRIMMAGE

Opponent	Rushing					Passing				
	10-19	20-29	30-39	40-49	50+	15-19	20-29	30-39	40-49	50+
Western Carolina	2	0	0	0	0	2	2	1	0	1
Kent State	1	1	0	0	0	0	0	2	0	0
BYU	5	0	0	0	1	3	2	1	0	0
at LSU										
vs. Texas A&M										
at Ole Miss										
at Alabama										
Mississippi State										
at Florida										
Auburn										
FIU										
Missouri										
Totals	8	1	0	0	1	5	4	4	0	1

OPPONENT BIG PLAYS FROM SCRIMMAGE

Opponent	Rushing					Passing				
	10-19	20-29	30-39	40-49	50+	15-19	20-29	30-39	40-49	50+
Western Carolina	1	1	0	0	0	2	3	0	1	0
Kent State	2	0	0	0	0	1	1	2	0	0
BYU	1	0	0	1	0	1	2	2	0	0
at LSU										
vs. Texas A&M										
at Ole Miss										
at Alabama										
Mississippi State										
at Florida										
Auburn										
FIU										
Missouri										
Totals	4	1	0	1	0	4	6	4	1	0

FIRST DOWN GAME LOG

Arkansas					Opponents				
Opponent	Rush	Pass	Penalty	Total	Opponent	Rush	Pass	Penalty	Total
Western Carolina	8	13	1	22	Western Carolina	3	10	5	18
Kent State	11	6	2	19	Kent State	4	8	2	14
BYU	9	11	1	21	BYU	4	10	3	17
at LSU					at LSU				
vs. Texas A&M					vs. Texas A&M				
at Ole Miss					at Ole Miss				
at Alabama					at Alabama				
Mississippi State					Mississippi State				
at Florida					at Florida				
Auburn					Auburn				
FIU					FIU				
Missouri					Missouri				
TOTAL	28	30	4	62	TOTAL	11	28	10	49

TURNOVER CHART

Takeaways					Giveaways				
Opponent	Fumbles	Interceptions	Total	Pts Off	Fumbles	Interceptions	Total	Points Off	Margin
Western Carolina	1	4	5	28	0	0	0	0	+5
Kent State	0	1	1	7	0	0	0	0	+1
BYU	1	0	1	3	1	1	2	7	-1
at LSU									
vs. Texas A&M									
at Ole Miss									
at Alabama									
Mississippi State									
at Florida									
Auburn									
FIU									
Missouri									
TOTAL	2	5	7	38	1	1	2	7	+5

GAME 4: LSU

DRIVE SUPERLATIVES

Longest Drive

By No. of Plays
By No. of Yards
By Time of Possession

Arkansas

15, (73 yards, 7:54) vs. Kent State, TD
91 (12 plays, 6:28) vs. Kent State, TD
7:54 (15 plays, 73 yards) vs. Kent State, TD

Opponents

13 plays (60 yards, 4:19) vs. Western Carolina, FG
70 yards 2x last (10 plays, 3:20) vs. BYU, TD
6:52 (11 plays, 51 yards) vs. Kent State, FG

Shortest Drive

By No. of Plays
By No. of Yards
By Time of Possession

Arkansas

1 (31 yards, 0:07) vs. Western Carolina, TD
-12 (3 plays, 2:04) vs. Kent State, punt
0:07 (1 play, 31 yards) vs. Western Carolina, TD

Opponents

1 5x last (20 yards, 0:10) vs. BYU, TD
-16 (3 plays, 0:49) vs. Kent State, punt
0:08 (1 play, 0 yards) vs. Kent State, interception

Scoring Drive Breakdown

Yardage	ARKANSAS		OPPONENT	
	TD	FG	TD	FG
No drive	3	-	-	-
Neg. Yards	-	-	-	-
0-9	-	-	-	-
10-19	-	-	-	-
20-29	-	-	1	1
30-39	2	1	-	-
40-49	3	-	1	-
50-59	1	-	2	2
60-69	1	-	1	1
70-79	5	-	1	-
80-89	-	-	-	-
90-99	1	-	-	-
TOTALS	16	1	6	4

Game-Opening Drives

OPP	ARKANSAS			OPPONENTS		
	PTS	1STS	YDS	PTS	1STS	YDS
W. Carolina	7	0	79	0	0	6
Kent State	0	0	6	0	1	13
BYU	7	2	75	0	0	-1
at LSU						
vs. Texas A&M						
at Ole Miss						
at Alabama						
Miss. State						
at Florida						
Auburn						
FIU						
Missouri						
TOTALS	14	2	160	0	1	18

Second Half-Opening Drives

OPP	ARKANSAS			OPPONENTS		
	PTS	1STS	YDS	PTS	1STS	YDS
W. Carolina	0	0	-7	7	2	53
Kent State	0	0	7	0	0	-16
BYU	7	3	53	0	0	-2
at LSU						
vs. Texas A&M						
at Ole Miss						
at Alabama						
Miss. State						
at Florida						
Auburn						
FIU						
Missouri						
TOTALS	7	3	53	7	2	35

Three & Out Drives

	ARKANSAS	OPPONENT
	THREE-&OUTS/DRIVES	THREE-&OUTS/DRIVES
Western Carolina	2/12 (16.7%)	3/13 (23.1%)
Kent State	2/9 (22.2%)	2/9 (22.2%)
BYU	4/15 (26.7%)	5/15 (33.3%)
at LSU	- (%)	- (%)
vs. Texas A&M	- (%)	- (%)
at Ole Miss	- (%)	- (%)
at Alabama	- (%)	- (%)
Mississippi State	- (%)	- (%)
at Florida	- (%)	- (%)
Auburn	- (%)	- (%)
FIU	- (%)	- (%)
Missouri	- (%)	- (%)
TOTALS	8/36 (22.2%)	10/37 (27.0%)

NEED TO KNOW INFO

Opponent	Captains	Length	Coin Toss	Kick/Receive	Helmet/Jersey/Pants	Attendance	1st Poss.	Opp. 1st Poss.	Result
Western Carolina	Jackson, Jeffcoat, Jefferson, Sanders	3:22	ARK	KICK	Cardinal/Cardinal/White	44,397	TD	PUNT	W, 56-13
Kent State	Jackson, Jeffcoat, Jefferson, Latham	2:45	ARK	KICK	Cardinal/Cardinal/White	73,173	PUNT	PUNT	W, 28-6
BYU	Jackson, Jeffcoat, Jefferson, Latham	3:39	BYU	RECEIVE	Cardinal/Cardinal/White	74,821	TD	PUNT	L, 38-31
at LSU									
vs. Texas A&M									
at Ole Miss									
at Alabama									
Mississippi State									
at Florida									
Auburn									
FIU									
Missouri									

ARKANSAS DRIVE CHARTS

Western Carolina

Qtr.	Time	Start	Pl-Yds	TOP	Result
	13:39	ARK21	2-79	00:36	*TOUCHDOWN
1st	12:06	WCU47	7-47	03:26	*TOUCHDOWN
1st	06:49	ARK18	4-9	02:28	punt
1st	03:10	WCU31	1-31	00:07	*TOUCHDOWN
1st	00:15	ARK25	6-14	03:16	punt
2nd	07:30	ARK06	3-4	01:30	punt
2nd	05:14	WCU32	5-32	02:18	*TOUCHDOWN
2nd	02:44	WCU47	8-47	02:44	*TOUCHDOWN
3rd	14:50	ARK09	3-(-7)	01:39	punt
3rd	10:52	ARK31	9-69	04:39	*TOUCHDOWN
3rd	01:34	ARK25	6-16	02:36	punt
4th	11:46	WCU48	7-48	03:51	*TOUCHDOWN

Kent State

Qtr.	Time	Start	Pl-Yds	TOP	Result
1st	11:37	ARK29	3-6	01:21	punt
1st	03:15	ARK17	6-15	01:55	punt
2nd	14:21	ARK37	3-(-12)	02:04	punt
2nd	06:29	ARK25	8-75	04:09	*TOUCHDOWN
2nd	00:18	ARK14	2-12	00:18	end of half
3rd	15:00	ARK25	4-7	01:53	downs
3rd	12:18	ARK09	12-91	06:28	*TOUCHDOWN
3rd	03:10	ARK27	15-73	07:54	*TOUCHDOWN
4th	06:05	ARK05	11-61	06:05	end of game

BYU

Qtr.	Time	Start	Pl-Yds	TOP	Result
1st	15:00	ARK25	4-75	01:39	*TOUCHDOWN
1st	10:37	ARK03	4-3	01:17	punt
1st	08:28	ARK25	3-6	01:19	punt
1st	06:49	ARK26	6-9	04:15	punt
1st	02:24	ARK25	3-0	01:10	punt
2nd	12:49	ARK28	3-7	01:53	punt
2nd	07:15	ARK30	10-70	05:32	*TOUCHDOWN
2nd	01:34	BYU44	5-36	01:34	*FIELD GOAL
3rd	13:38	ARK47	4-53	01:57	*TOUCHDOWN
3rd	10:40	ARK28	7-22	03:26	downs
3rd	04:36	ARK20	6-12	02:34	interception
3rd	01:46	ARK29	7-40	04:00	missed fg
4th	08:00	ARK25	3-5	01:39	punt
4th	04:31	ARK39	3-(-1)	00:42	fumble
4th	01:55	ARK32	8-37	01:55	end of game

OPPONENT DRIVE CHARTS

Western Carolina

Qtr.	Time	Start	Pl-Yds	TOP	Result
1st	15:00	WCU25	3-6	01:21	punt
1st	13:03	WCU25	3-(-4)	00:57	punt
1st	08:40	WCU25	3-6	01:51	punt
1st	04:21	WCU22	3-(-2)	01:11	interception
1st	02:56	WCU24	8-59	02:41	*FIELD GOAL
2nd	11:59	WCU15	8-46	04:29	punt
2nd	06:00	WCU38	2-(-7)	00:46	interception
2nd	02:56	WCU25	1-22	00:12	fumble
3rd	13:11	WCU47	6-53	02:12	*TOUCHDOWN
3rd	06:04	WCU10	9-44	04:30	interception
4th	14:08	WCU15	4-20	02:22	punt
4th	07:55	WCU25	9-55	03:36	interception
4th	04:19	WCU25	13-60	04:19	*FIELD GOAL

Kent State

Qtr.	Time	Start	Pl-Yds	TOP	Result
1st	15:00	KSU25	5-13	03:23	punt
1st	10:16	KSU19	11-51	06:52	*FIELD GOAL
1st	01:20	KSU27	1-0	00:08	interception
1st	01:12	KSU25	3-3	01:51	punt
2nd	12:17	KSU28	10-52	05:48	*FIELD GOAL
2nd	02:20	KSU25	6-27	02:02	punt
3rd	13:07	ARK32	3-(-16)	00:49	punt
3rd	05:50	KSU25	6-20	02:40	punt
4th	10:16	KSU25	10-70	04:11	downs

BYU

Qtr.	Time	Start	Pl-Yds	TOP	Result
1st	13:17	BYU20	3-14	01:48	punt
1st	11:21	BYU47	3-1	00:44	punt
1st	09:20	BYU47	2-53	00:52	*TOUCHDOWN
1st	07:09	BYU41	3-0	00:20	punt
1st	02:34	ARK45	1-45	00:10	*TOUCHDOWN
1st	01:14	BYU30	10-70	03:20	*TOUCHDOWN
2nd	10:56	BYU13	6-12	03:41	punt
2nd	01:43	BYU25	1-5	00:09	fumble
3rd	15:00	BYU25	3-(-2)	01:22	punt
3rd	11:41	BYU30	3-2	01:01	punt
3rd	07:14	ARK50	6-24	02:31	*FIELD GOAL
3rd	02:02	ARK20	1-20	00:10	*TOUCHDOWN
4th	12:46	BYU31	9-69	04:46	*TOUCHDOWN
4th	06:21	BYU24	2-(-13)	01:50	punt
4th	03:49	ARK38	6-6	01:54	missed fg

RAZORBACKS BY POSITION

No.	Name	Ht.	Wt.	Cl.	Hometown (Previous School)
QB (5)					
1	KJ Jefferson	6-3	247	R-Sr.	Sardis, Miss. (North Panola HS)
3	Malachi Singleton	6-1	228	Fr.	Kennesaw, Ga. (North Cobb HS)
6	Jacoby Criswell	6-1	230	R-Jr.	Morrilton, Ark. (UNC)
10	Cade Fortin	6-3	220	*R-Sr.	Suwanee, Ga. (USF)
19	Rykar Acebo	6-4	197	R-Fr.	Jonesboro, Ark. (Jonesboro HS)
RB (7)					
0	AJ Green	5-11	205	Jr.	Tulsa, Okla. (Union HS)
5	Raheim Sanders	6-2	242	Jr.	Rockledge, Fla. (Rockledge HS)
7	Rashod Dubinion	5-10	216	So.	Ellenwood, Ga. (Cedar Grove HS)
20	Dominique Johnson	6-1	252	R-Jr.	Crowley, Texas (Crowley HS)
21	Emmanuel Crawford	5-10	168	Fr.	Grove, Okla. (Grove HS)
22	Jezreel Bachert	6-1	209	R-Fr.	Big Sandy, Texas (Big Sandy HS)
23	Isaiah Augustave	6-2	208	Fr.	Naples, Fla. (Naples HS)
WR (16)					
2	Andrew Armstrong	6-4	201	R-Sr.	Dallas, Texas (Texas A&M-Commerce)
4	Isaac TeSlaa	6-4	216	Sr.	Hudsonville, Mich. (Hillsdale College)
11	Sam Mbake	6-3	205	So.	Kennesaw, Ga. (North Cobb HS)
13	Jaedon Wilson	6-3	179	R-So.	DeSoto, Texas (DeSoto HS)
14	Bryce Stephens	6-0	181	R-So.	Oklahoma City, Okla. (John Marshall HS)
15	Chris Harris	5-10	186	R-Jr.	Dumas, Ark. (Dumas HS)
16	Isaiah Sategna	5-11	180	R-Fr.	Fayetteville, Ark. (Fayetteville HS)
17	Tyrone Broden	6-7	195	R-Sr.	Detroit, Mich. (Bowling Green)
18	Chris Rhodes	6-0	179	R-So.	Independence, Mo. (Butler CC)
82	Kaylon Morris	6-2	187	Fr.	Fayetteville, Ark. (Fayetteville HS)
83	Dazmin James	6-2	186	Fr.	Clayton, N.C. (Clayton HS)
84	Marlon Crockett	6-4	211	R-So.	Searcy, Ark. (Memphis)
85	Jace Petty	5-8	170	R-Fr.	Frisco, Texas (Frisco Independence HS)
86	Kalil Girault	6-0	187	R-So.	Haslet, Texas (Eaton HS)
87	Kamron Bibby	6-2	183	R-Fr.	El Dorado, Ark. (El Dorado HS)
88	Davion Dozier	6-4	205	Fr.	Moody, Ala. (Moody HS)
TE (8)					
8	Ty Washington	6-4	247	R-Fr.	Leesburg, Ga. (Lee County HS)
9	Luke Hasz	6-3	242	Fr.	Bixby, Okla. (Bixby HS)
30	Var'keyes Gumbs	6-3	242	R-So.	Houston, Texas (North Texas)
34	Hunter Talley	6-4	251	R-Fr.	Siloam Springs, Ark. (Siloam Springs HS)
44	Francis Sherman	6-3	247	Sr.	Bay Village, Ohio (Louisville)
47	Maddox Lassiter	6-3	238	Fr.	Warren, Ark. (Warren HS)
80	Shamar Easter	6-5	223	Fr.	Ashdown, Ark. (Ashdown HS)
89	Nathan Bax	6-4	250	*R-Sr.	Jefferson City, Mo. (Illinois State)
OL (22)					
50	Cole Carson	6-5	302	R-So.	Bogata, Texas (Rivercrest HS)
51	Devon Manuel	6-9	310	R-So.	Sunset, La. (Beau Chene HS)
53	Ty'Kieast Crawford	6-5	326	Sr.	Carthage, Texas (Charlotte)
54	Joey Su'a	6-4	346	Fr.	Bentonville, Ark. (Bentonville HS)
55	Beaux Limmer	6-5	307	R-Sr.	Tyler, Texas (Tyler Lee HS)
56	Amaury Wiggins	6-3	310	R-So.	Pensacola, Fla. (Coffeyville CC)
59	Eli Henderson	6-4	290	R-Fr.	Duncan, S.C. (Byrnes HS)
60	Luke Johnston	6-5	231	Fr.	Addison, Texas (Trinity Christian Academy)
62	Brady Latham	6-5	312	R-Sr.	Jenks, Okla. (Jenks HS)
63	Terry Wells	6-5	310	R-So.	Parkin, Ark. (Wynne HS)
65	Aaron Smith	6-6	289	Fr.	Conway, Ark. (Conway HS)
66	Kai Hamilton	6-4	299	R-Fr.	Hope, Ark. (Hope HS)
67	Josh Street	6-6	311	R-So.	Bentonville, Ark. (Bentonville HS)
70	Paris Patterson	6-6	350	Fr.	East St. Louis, Ill. (East St. Louis HS)
71	Brock Burns	6-4	272	R-Fr.	Ozark, Ark. (Ozark HS)
72	Andrew Chamblee	6-6	304	R-Fr.	Maumelle, Ark. (Maumelle HS)
73	Brooks Edmonson	6-4	315	R-Fr.	Bryant, Ark. (Bryant HS)
74	Luke Brown	6-6	313	Fr.	Paris, Tenn. (Paris HS)
75	Patrick Kutas	6-5	313	So.	Memphis, Tenn. (Christian Brothers HS)
76	E'Marion Harris	6-7	292	R-Fr.	Little Rock, Ark. (Joe T. Robinson HS)
78	Joshua Braun	6-6	348	R-Jr.	Live Oak, Fla. (Florida)
79	Tommy Varhall	6-8	345	R-So.	Overland Park, Kan. (Maryland)

RAZORBACKS BY POSITION

No.	Name	Ht.	Wt.	Cl.	Hometown (Previous School)
DB (25)					
1	Lorando Johnson	6-0	193	R-Jr.	Lancaster, Texas (Baylor)
2	Dwight McGlothorn	6-2	188	Sr.	Houston, Texas (LSU)
4	Malik Chavis	6-2	194	R-Sr.	Rison, Ark. (Rison HS)
8	Jayden Johnson	6-2	206	Jr.	Cedartown, Ga. (Cedartown HS)
11	Jaylon Braxton	6-0	185	Fr.	Frisco, Texas (Lone Star HS)
13	Alfahiym Walcott	6-2	210	*Sr.	Wilmington, N.C. (Baylor)
14	RJ Johnson	6-2	180	Fr.	Locust Grove, Ga. (Eagles Landing Christian)
15	Jaheim Singletary	6-2	187	R-Fr.	Jacksonville, Fla. (Georgia)
17	Hudson Clark	6-2	188	R-Sr.	Dallas, Texas (Highland Park HS)
18	TJ Metcalf	6-1	206	Fr.	Birmingham, Ala. (Pinson Valley HS)
19	Dallas Young	6-0	194	Fr.	Gardendale, Ala. (Gardendale HS)
21	Jaylen Lewis	6-0	182	R-Fr.	Brownsville, Tenn. (Haywood HS)
24	LaDarrius Bishop	6-0	183	*R-Sr.	Ashdown, Ark. (Ashdown HS)
24	Quincey McAdoo	6-2	187	So.	Clarendon, Ark. (Clarendon HS)
25	Kee'yon Stewart	6-0	185	R-Sr.	Houston, Texas (TCU)
26	Christian Ford	6-0	181	Fr.	McKinney, Texas (McKinney HS)
30	Ethan Joseph	6-2	205	R-Fr.	Alpharetta, Ga. (King's Ridge Christian)
31	Courtney Snelling	5-11	167	R-Sr.	Little Rock, Ark. (Joe T. Robinson HS)
32	Landon Phipps	6-0	191	R-Fr.	Springdale, Ark. (Springdale HS)
33	Dylan Hasz	5-11	193	Fr.	Bixby, Okla. (Bixby HS)
34	Jabrael Shaw	5-10	196	Fr.	Pine Bluff, Ark. (Mills HS)
38	Anton Pierce	6-2	218	Fr.	Little Rock, Ark. (Mills HS)
39	Aidan McCowan	5-10	160	R-Fr.	Frisco, Texas (Frisco Independence HS)
47	Braylon Watson	6-2	201	R-Fr.	Malvern, Ark. (Malvern HS)
49	John Paul Pickens	6-0	183	R-Fr.	Jonesboro, Ark. (Jonesboro HS)
LB (12)					
3	Antonio Grier	6-1	230	*R-Sr.	Atlanta, Ga. (USF)
20	Alex Sanford	6-1	227	Fr.	Oxford, Miss. (Oxford HS)
22	Brad Spence	6-2	237	Fr.	Houston, Texas (Klein Forest HS)
23	Carson Dean	6-4	234	Fr.	Frisco, Texas (Hebron HS)
27	Chris Paul Jr.	6-1	233	R-So.	Cordele, Ga. (Crisp County HS)
28	Jaheim Thomas	6-4	240	R-Jr.	Cincinnati, Ohio (Cincinnati)
35	Mani Powell	6-3	231	So.	Fayetteville, Ark. (Fayetteville HS)
36	Jordan Crook	6-0	220	So.	Duncanville, Texas (Duncanville HS)
43	Brooks Both	6-0	230	R-Jr.	Harrison, Ark. (Harrison HS)
44	Kaden Henley	6-2	230	R-Fr.	Springdale, Ark. (Shiloh Christian Academy)
52	Donovan Whitten	6-3	242	Fr.	Arkadelphia, Ark. (Arkadelphia HS)
57	Mason Schueck	6-2	225	R-Fr.	Little Rock, Ark. (Pulaski Academy)
DL (18)					
0	Nico Davillier	6-4	268	So.	Maumelle, Ark. (Maumelle HS)
5	Cameron Ball	6-5	319	R-So.	Atlanta, Ga. (Tri-Cities HS)
6	John Morgan III	6-2	270	*R-Sr.	Upper Marlboro, Md. (Pitt)
7	Trajan Jeffcoat	6-4	281	*R-Sr.	Columbia, S.C. (Irmo HS/Missouri)
9	Taurean Carter	6-3	303	R-Sr.	Mansfield, Texas (Mansfield Legacy HS)
10	Anthony Booker Jr.	6-4	351	R-Sr.	Cincinnati, Ohio (Maryland)
40	Landon Jackson	6-7	281	Jr.	Texarkana, Texas (LSU)
41	Kyle Thompson	6-3	284	R-Fr.	Aledo, Texas (Aledo HS)
50	Eric Gregory	6-4	318	R-Sr.	Memphis, Tenn. (IMG Academy)
55	JJ Hollingsworth	6-3	273	R-Fr.	Greenland, Ark. (Greenland HS)
56	Zach Williams	6-4	250	*Sr.	Little Rock, Ark. (Joe T. Robinson HS)
58	Jashaud Stewart	6-2	257	Sr.	Jonesboro, Ark. (Jonesboro HS)
90	Marcus Miller	6-5	296	R-Sr.	Warren, Ark. (Warren HS)
93	Keivie Rose	6-3	303	R-Sr.	Henderson, Texas (Louisiana Tech)
94	Jon Hill	6-5	248	R-So.	Dumas, Ark. (Dumas HS)
95	Ian Geffrard	6-5	394	Fr.	Mableton, Ga. (Whitefield Academy)
97	Quincy Rhodes Jr.	6-6	289	Fr.	N. Little Rock, Ark. (N. Little Rock HS)
99	Kaleb James	6-4	276	Fr.	Mansfield, Texas (Mansfield HS)
Specialists (10)					
28	Blake Ford (K)	6-1	225	R-Fr.	Arlington, Texas (Lamar HS)
29	Cam Little (K/P)	6-2	179	Jr.	Moore, Okla. (Southmoore HS)
30	Ashton Ngo (LS)	5-11	233	Jr.	Andover, Kan. (Hutchinson CC)
31	Max Fletcher (P)	6-5	174	So.	Melbourne, Australia (ProKick Australia)
37	Devin Bale (P)	6-3	211	Jr.	La Jolla, Calif. (Northern Colorado)
39	Tyler Larco (K/P)	5-9	178	R-Jr.	Miami, Fla. (UT Martin)
46	Owen Lawson (P)	6-3	185	R-Jr.	Kansas City, Mo. (Coffeyville CC)
48	Eli Stein (LS)	6-3	231	So.	Cambridge, Wisc. (Cambridge HS)
52	Max Schmidly (LS)	6-3	207	Fr.	Charlotte, N.C. (Myers Park HS)
90	Vito Calvaruso (K)	6-3	200	Sr.	Jefferson City, Mo. (Wisconsin)

ALPHABETICAL ROSTER

No.	Name	Pos.
19	Rykar Acebo	QB
2	Andrew Armstrong	WR
23	Isaiah Augustave	RB
22	Jezreel Bachert	RB
37	Devin Bale	P
5	Cameron Ball	DL
89	Nathan Bax	TE
87	Kamron Bibby	WR
24	LaDarrius Bishop	DB
10	Anthony Booker Jr.	DL
43	Brooks Both	LB
78	Joshua Braun	OL
11	Jaylon Braxton	DB
17	Tyrone Broden	WR
74	Luke Brown	OL
71	Brock Burns	OL
90	Vito Calvaruso	K
50	Cole Carson	OL
9	Taurean Carter	DL
72	Andrew Chamblee	OL
4	Malik Chavis	DB
17	Hudson Clark	DB
21	Emmanuel Crawford	RB
53	Ty'Kieast Crawford	OL
6	Jacoby Criswell	QB
84	Marlon Crockett	WR
36	Jordan Crook	LB
0	Nico Davillier	DL
23	Carson Dean	LB
88	Davion Dozier	WR
7	Rashod Dubinion	RB
80	Shamar Easter	TE
73	Brooks Edmonson	OL
31	Max Fletcher	P
28	Blake Ford	K
26	Christian Ford	DB
10	Cade Fortin	QB
95	Ian Geffrard	DL
86	Kalil Girault	WR
0	AJ Green	RB
3	Antonio Grier	LB
50	Eric Gregory	DL
30	Var'Keyes Gumms	TE
66	Kai Hamilton	OL
15	Chris Harris	WR
76	E'Marion Harris	OL
33	Dylan Hasz	DB
9	Luke Hasz	TE
59	Eli Henderson	OL
44	Kaden Henley	LB
94	Jon Hill	DL
55	JJ Hollingsworth	DL
40	Landon Jackson	DL
83	Dazmin James	WR
99	Kaleb James	DL
7	Trajan Jeffcoat	DL
1	KJ Jefferson	QB
20	Dominique Johnson	RB
8	Jayden Johnson	DB
1	Lorando Johnson	DB
14	RJ Johnson	DB
60	Luke Johnston	OL
30	Ethan Powell	DB
75	Patrick Kutas	OL
46	Owen Lawson	P
39	Tyler Larco	K/P
47	Maddox Lassiter	TE
62	Brady Latham	OL
21	Jaylen Lewis	DB
55	Beaux Limmer	OL
29	Cam Little	K/P
51	Devon Manuel	OL
11	Sam Mbake	WR
24	Quincey McAdoo	DB

NUMERICAL ROSTER

No.	Name	Pos.	Ht.	Wt.	Cl.	Exp.	Hometown (High School/Previous School)
0	Nico Davillier	DL	6-4	268	So.	1L	Maumelle, Ark. (Maumelle HS)
0	AJ Green	RB	5-11	205	Jr.	2L	Tulsa, Okla. (Union HS)
1	KJ Jefferson	QB	6-3	247	R-Sr.	3L	Sardis, Miss. (North Panola HS)
1	Lorando Johnson	DB	6-0	193	R-Jr.	TR	Lancaster, Texas (Lancaster HS/Baylor)
2	Andrew Armstrong	WR	6-4	201	R-Sr.	TR	Dallas, Texas (Bishop Dunne HS/TAMUC)
2	Dwight McGlothorn	DB	6-2	188	Sr.	1L	Houston, Texas (Klein Oak HS/LSU)
3	Antonio Grier	LB	6-1	230	*R-Sr.	TR	Atlanta, Ga. (Mays HS/USF)
3	Malachi Singleton	QB	6-1	228	Fr.	HS	Kennesaw, Ga. (North Cobb HS)
4	Malik Chavis	DB	6-2	194	R-Sr.	3L	Rison, Ark. (Rison HS)
4	Isaac TeSlaa	WR	6-4	216	Sr.	TR	Hudsonville, Mich. (Unity Christian/Hillsdale)
5	Cameron Ball	DL	6-5	319	R-So.	1L	Atlanta, Ga. (Tri-Cities HS)
5	Raheim Sanders	RB	6-2	242	Jr.	2L	Rockledge, Fla. (Rockledge HS)
6	Jacoby Criswell	QB	6-1	230	R-Jr.	TR	Morrilton, Ark. (Morrilton HS/UNC)
6	John Morgan III	DL	6-2	270	*R-Sr.	TR	Upper Marlboro, Md. (DeMatha Catholic HS/Pitt)
7	Rashod Dubinion	RB	5-10	216	So.	1L	Ellenwood, Ga. (Cedar Grove HS)
7	Trajan Jeffcoat	DL	6-4	281	*R-Sr.	TR	Columbia, S.C. (Irmo HS/Missouri)
8	Jayden Johnson	DB	6-2	206	Jr.	2L	Cedartown, Ga. (Cedartown HS)
8	Ty Washington	TE	6-4	247	R-Fr.	RS	Leesburg, Ga. (Lee County HS)
9	Taurean Carter	DL	6-3	303	R-Sr.	2L	Mansfield, Texas (Mansfield Legacy HS)
9	Luke Hasz	TE	6-3	242	Fr.	HS	Bixby, Okla. (Bixby HS)
10	Anthony Booker Jr.	DL	6-4	351	R-Sr.	TR	Cincinnati, Ohio (Winton Woods HS/Maryland)
10	Cade Fortin	QB	6-3	220	*R-Sr.	1L	Suwanee, Ga. (North Gwinnett HS/USF)
11	Jaylon Braxton	DB	6-0	185	Fr.	HS	Frisco, Texas (Lone Star HS)
11	Sam Mbake	WR	6-3	205	So.	1L	Kennesaw, Ga. (North Cobb HS)
13	Alfahiym Walcott	DB	6-2	210	*Sr.	TR	Wilmington, N.C. (Laney HS/Baylor)
13	Jaedon Wilson	WR	6-3	179	R-So.	1L	DeSoto, Texas (DeSoto HS)
14	RJ Johnson	DB	6-2	180	Fr.	HS	Locust Grove, Ga. (Eagles Landing Christian)
14	Bryce Stephens	WR	6-0	181	R-So.	1L	Oklahoma City, Okla. (John Marshall HS)
15	Chris Harris	WR	5-10	186	R-Jr.	SQ	Dumas, Ark. (Dumas HS)
15	Jaheim Singletary	DB	6-2	187	R-Fr.	TR	Jacksonville, Fla. (Riverside HS/Georgia)
16	Isaiah Sategna	WR	5-11	180	R-Fr.	RS	Fayetteville, Ark. (Fayetteville HS)
17	Tyrone Broden	WR	6-7	195	R-Sr.	TR	Detroit, Mich. (West Bloomfield HS/BGSU)
17	Hudson Clark	DB	6-2	188	R-Sr.	3L	Dallas, Texas (Highland Park HS)
18	TJ Metcalf	DB	6-1	206	Fr.	HS	Birmingham, Ala. (Pinson Valley HS)
18	Chris Rhodes	WR	6-0	179	R-So.	TR	Independence, Mo. (Truman HS/Butler CC)
19	Rykar Acebo	QB	6-4	197	R-Fr.	RS	Jonesboro, Ark. (Jonesboro HS)
19	Dallas Young	DB	6-0	194	Fr.	HS	Gardendale, Ala. (Gardendale HS)
20	Dominique Johnson	RB	6-1	252	R-Jr.	2L	Crowley, Texas (Crowley HS)
20	Alex Sanford	LB	6-1	227	Fr.	HS	Oxford, Miss. (Oxford HS)
21	Emmanuel Crawford	RB	5-10	168	Fr.	HS	Grove, Okla. (Grove HS)
21	Jaylen Lewis	DB	6-0	182	R-Fr.	RS	Brownsville, Tenn. (Haywood HS)
22	Jezreel Bachert	RB	6-1	209	R-Fr.	HS	Big Sandy, Texas (Big Sandy HS)
22	Brad Spence	LB	6-2	237	Fr.	HS	Houston, Texas (Klein Forest HS)
23	Isaiah Augustave	RB	6-2	208	Fr.	HS	Naples, Fla. (Naples HS)
23	Carson Dean	LB	6-4	234	Fr.	HS	Frisco, Texas (Hebron HS)
24	LaDarrius Bishop	DB	6-0	183	*R-Sr.	4L	Ashdown, Ark. (Ashdown HS)
24	Quincey McAdoo	DB	6-2	187	So.	1L	Clarendon, Ark. (Clarendon HS)
25	Kee'yon Stewart	DB	6-0	185	R-Sr.	TR	Houston, Texas (North Shore HS/TCU)
26	Christian Ford	DB	6-0	181	Fr.	HS	McKinney, Texas (McKinney HS)
27	Chris Paul Jr.	LB	6-1	233	R-So.	1L	Cordele, Ga. (Crisp County HS)
28	Blake Ford	K	6-1	225	R-Fr.	RS	Arlington, Texas (Lamar HS)
28	Jaheim Thomas	LB	6-4	240	R-Jr.	TR	Cincinnati, Ohio (Princeton HS/Cincinnati)
29	Cam Little	K/P	6-2	179	Jr.	2L	Moore, Okla. (Southmoore HS)
30	Var'keyes Gumms	TE	6-3	242	R-So.	TR	Houston, Texas (Dekaney HS/North Texas)
30	Ethan Joseph	DB	6-2	205	R-Fr.	RS	Alpharetta, Ga. (King's Ridge Christian)
30	Ashton Ngo	LS	5-11	233	Jr.	TR	Andover, Kan. (Andover HS/Hutchinson CC)
31	Max Fletcher	P	6-5	174	So.	1L	Melbourne, Australia (ProKick Australia)
31	Courtney Snelling	DB	5-11	167	R-Sr.	SQ	Little Rock, Ark. (Joe T. Robinson HS)
32	Landon Phipps	DB	6-0	191	R-Fr.	RS	Springdale, Ark. (Springdale HS)
33	Dylan Hasz	DB	5-11	193	Fr.	HS	Bixby, Okla. (Bixby HS)
34	Jabrae Shaw	DB	5-10	196	Fr.	HS	Pine Bluff, Ark. (Mills HS)
34	Hunter Talley	TE	6-4	251	R-Fr.	RS	Siloam Springs, Ark. (Siloam Springs HS)
35	Mani Powell	LB	6-3	231	So.	1L	Fayetteville, Ark. (Fayetteville HS)
36	Jordan Crook	LB	6-0	220	So.	1L	Duncanville, Texas (Duncanville HS)
37	Devin Bale	P	6-3	211	Jr.	TR	La Jolla, Calif. (La Jolla HS/Northern Colorado)
38	Anton Pierce	DB	6-2	218	Fr.	HS	Little Rock, Ark. (Mills HS)
39	Tyler Larco	K/P	5-9	178	R-Jr.	TR	Miami, Fla. (Miami Palmetto HS/UT Martin)
39	Aidan McCowan	DB	5-10	160	R-Fr.	HS	Frisco, Texas (Frisco Independence HS)
40	Landon Jackson	DL	6-7	281	Jr.	1L	Texarkana, Texas (Pleasant Grove HS/LSU)
41	Kyle Thompson	DL	6-3	284	R-Fr.	RS	Aledo, Texas (Aledo HS)
43	Brooks Both	LB	6-0	230	R-Jr.	1L	Harrison, Ark. (Harrison HS)
44	Kaden Henley	LB	6-2	230	R-Fr.	RS	Springdale, Ark. (Shiloh Christian Academy)
44	Francis Sherman	TE	6-3	247	Sr.	TR	Bay Village, Ohio (Bay HS/Louisville)
46	Owen Lawson	P	6-3	185	R-Jr.	TR	Kansas City, Mo. (Rockhurst HS/Coffeyville CC)

GAME 4: LSU

NUMERICAL ROSTER

No.	Name	Pos.	Ht.	Wt.	Cl.	Exp.	Hometown (High School/Previous School)
47	Maddox Lassiter	TE	6-3	238	Fr.	HS	Warren, Ark. (Warren HS)
47	Braylon Watson	DB	6-2	201	R-Fr.	RS	Malvern, Ark. (Malvern HS)
48	Eli Stein	LS	6-3	231	So.	1L	Cambridge, Wisc. (Cambridge HS)
49	John Paul Pickens	DB	6-0	183	R-Fr.	RS	Jonesboro, Ark. (Jonesboro HS)
50	Cole Carson	OL	6-5	302	R-So.	SQ	Bogata, Texas (Rivercrest HS)
50	Eric Gregory	DL	6-4	318	R-Sr.	3L	Memphis, Tenn. (IMG Academy)
51	Devon Manuel	OL	6-9	310	R-So.	1L	Sunset, La. (Beau Chene HS)
52	Max Schmidly	LS	6-3	207	Fr.	HS	Charlotte, N.C. (Myers Park HS)
52	Donovan Whitten	LB	6-3	242	Fr.	HS	Arkadelphia, Ark. (Arkadelphia HS)
53	Ty'Kieast Crawford	OL	6-5	326	Sr.	2L	Carthage, Texas (Carthage HS/Charlotte)
54	Joey Su'a	OL	6-4	346	Fr.	HS	Bentonville, Ark. (Bentonville HS)
55	JJ Hollingsworth	DL	6-3	273	R-Fr.	RS	Greenland, Ark. (Greenland HS)
55	Beaux Limmer	OL	6-5	307	R-Sr.	3L	Tyler, Texas (Tyler Lee HS)
56	Amaury Wiggins	OL	6-3	310	R-So.	TR	Pensacola, Fla. (Pine Forrest HS/Coffeyville CC)
56	Zach Williams	DL	6-4	250	*Sr.	4L	Little Rock, Ark. (Joe T. Robinson HS)
57	Mason Schueck	LB	6-2	225	R-Fr.	RS	Little Rock, Ark. (Pulaski Academy)
58	Jashaud Stewart	DL	6-2	257	Sr.	3L	Jonesboro, Ark. (Jonesboro HS)
59	Eli Henderson	OL	6-4	290	R-Fr.	RS	Duncan, S.C. (Byrnes HS)
60	Luke Johnston	OL	6-5	231	Fr.	HS	Addison, Texas (Trinity Christian Academy)
62	Brady Latham	OL	6-5	312	R-Sr.	3L	Jenks, Okla. (Jenks HS)
63	Terry Wells	OL	6-5	310	R-So.	SQ	Parkin, Ark. (Wynne HS)
65	Aaron Smith	OL	6-6	289	Fr.	HS	Conway, Ark. (Conway HS)
66	Kai Hamilton	OL	6-4	299	R-Fr.	RS	Hope, Ark. (Hope HS)
67	Josh Street	OL	6-6	311	R-So.	1L	Bentonville, Ark. (Bentonville HS)
70	Paris Patterson	OL	6-6	350	Fr.	HS	East St. Louis, Ill. (East St. Louis HS)
71	Brock Burns	OL	6-4	272	R-Fr.	RS	Ozark, Ark. (Ozark HS)
72	Andrew Chamblee	OL	6-6	304	R-Fr.	RS	Maumelle, Ark. (Maumelle HS)
73	Brooks Edmonson	OL	6-4	315	R-Fr.	RS	Bryant, Ark. (Bryant HS)
74	Luke Brown	OL	6-6	313	Fr.	HS	Paris, Tenn. (Paris HS)
75	Patrick Kutas	OL	6-5	313	So.	1L	Memphis, Tenn. (Christian Brothers HS)
76	E'Marion Harris	OL	6-7	292	R-Fr.	RS	Little Rock, Ark. (Joe T. Robinson HS)
78	Joshua Braun	OL	6-6	348	R-Jr.	TR	Live Oak, Fla. (Suwanee HS/Florida)
79	Tommy Varhall	OL	6-8	345	R-So.	TR	Overland Park, Kan. (IMG Academy/Maryland)
80	Shamar Easter	TE	6-5	223	Fr.	HS	Ashdown, Ark. (Ashdown HS)
82	Kaylon Morris	WR	6-2	187	Fr.	HS	Fayetteville, Ark. (Fayetteville HS)
83	Dazmin James	WR	6-2	186	Fr.	HS	Clayton, N.C. (Clayton HS)
84	Marlon Crockett	WR	6-4	211	R-So.	TR	Searcy, Ark. (Cabot HS/Memphis)
85	Jace Petty	WR	5-8	170	R-Fr.	HS	Frisco, Texas (Frisco Independence HS)
86	Kalil Girault	WR	6-0	187	R-So.	SQ	Haslet, Texas (Eaton HS)
87	Kamron Bibby	WR	6-2	183	R-Fr.	RS	El Dorado, Ark. (El Dorado HS)
88	Davion Dozier	WR	6-4	205	Fr.	HS	Moody, Ala. (Moody HS)
89	Nathan Bax	TE	6-4	250	*R-Sr.	3L	Jefferson City, Mo. (Helias Catholic HS/III. St.)
90	Vito Calvaruso	K	6-3	200	Sr.	2L	Jefferson City, Mo. (Helias Catholic HS/Wisconsin)
90	Marcus Miller	DL	6-5	296	R-Sr.	3L	Warren, Ark. (Warren HS)
93	Keivie Rose	DL	6-3	303	R-Sr.	TR	Henderson, Texas (Henderson HS/La. Tech)
94	Jon Hill	DL	6-5	248	R-So.	SQ	Dumas, Ark. (Dumas HS)
95	Ian Geffrard	DL	6-5	394	Fr.	HS	Mableton, Ga. (Whitefield Academy)
97	Quincy Rhodes Jr.	DL	6-6	289	Fr.	HS	North Little Rock, Ark. (N. Little Rock HS)
99	Kaleb James	DL	6-4	276	Fr.	HS	Mansfield, Texas (Mansfield HS)

Roster by Class: Senior - 28 | Junior - 16 | Sophomore - 24 | Freshman - 55

FOOTBALL STAFF

Coaching Staff

Sam Pittman Head Coach	4th Season
Jimmy Smith Associate HC/Running Backs	4th Season
Scott Fountain Asst. HC/Special Teams Coord.	4th Season
Dan Enos Offensive Coordinator/QBs	1st Season
Travis Williams Defensive Coordinator	1st Season
Marcus Woodson Co-Defensive Coordinator	1st Season
Deke Adams Defensive Line	2nd Season
Kenny Guiton Wide Receivers	3rd Season
Cody Kennedy Offensive Line	3rd Season
Morgan Turner Tight Ends	1st Season
Deron Wilson Secondary	1st Season

Graduate Assistants

Branson Davis Defense	1st Season
Trey Fitch Operations	1st Season
HT Fountain Special Teams	1st Season
Tyrone Hopper Defense	1st Season
Will Kennedy Offense	2nd Season

Quality Control/Analyst

Sean Fogarty Offense	2nd Season
Kelvin Green Defense	2nd Season
Dan Sabock Special Teams	1st Season
Derek Kief Offense	1st Season
Nick Mathews Defense	2nd Season
Jake Trump Defense	4th Season
De'Vion Warren Offense	2nd Season

Support Staff

Patrick Doherty Football Chief of Staff	4th Season
Amanda Gilpin Football Operations	4th Season
Ben Sowders Strength & Conditioning	1st Season
Dave Polanski Athletic Training	6th Season
Dalton Withrow Equipment	3rd Season
Brian Overton Player Personnel	2nd Season
Danny Wheeler Player Development	3rd Season
Jacob Tepp Video	3rd Season

ALPHABETICAL ROSTER

No.	Name	Pos.
39	Aidan McCowan	DB
2	Dwight McGlothern	DB
18	TJ Metcalf	DB
90	Marcus Miller	DL
6	John Morgan III	DL
82	Kaylon Morris	WR
30	Ashton Ngo	LS
70	Paris Patterson	OL
27	Chris Paul Jr.	LB
85	Jace Petty	WR
32	Landon Phipps	DB
49	John Paul Pickens	DB
38	Anton Pierce	DB
35	Mani Powell	LB
18	Chris Rhodes	WR
97	Quincy Rhodes Jr.	DL
93	Keivie Rose	DL
5	Raheim Sanders	RB
20	Alex Sanford	LB
16	Isaiah Sategna	WR
57	Mason Schueck	LB
52	Max Schmidly	LS
34	Jabrae Shaw	DB
44	Francis Sherman	TE
15	Jaheim Singletary	DB
3	Malachi Singleton	QB
65	Aaron Smith	OL
31	Courtney Snelling	DB
22	Brad Spence	LB
48	Eli Stein	LS
14	Bryce Stephens	WR
58	Jashaud Stewart	DL
25	Kee'yon Stewart	DB
67	Josh Street	OL
54	Joey Su'a	OL
34	Hunter Talley	TE
4	Isaac TeSlaa	WR
28	Jaheim Thomas	LB
41	Kyle Thompson	DL
79	Tommy Varhall	OL
13	Alfahiym Walcott	DB
8	Ty Washington	TE
47	Braylon Watson	DB
63	Terry Wells	OL
52	Donovan Whitten	LB
56	Amaury Wiggins	OL
56	Zach Williams	DL
13	Jaedon Wilson	WR
19	Dallas Young	DB

PRONUNCIATIONS

Isaiah Augustave	ah-guh-stov
Jezreel Bachert	jez-reel back-ert
Taurean Carter	to-re-ee-an
Andrew Chamblee	cham-blee
Malik Chavis	ma-leek chav-iss
Ty'Kieast Crawford	ty-KEAST
Nico Davillier	dava-YAY
E'Marion Harris	eh-mary-ON
Ian Geffrard	jeff-rard
Kalil Girault	juh-rault
Dylan Hasz	haz
Luke Hasz	haz
Trajan Jeffcoat	tray-JON
Lorando Johnson	luh-ran-doh
Patrick Kutas	koo-tas
Sam Mbake	bah-KAY
Ashton Ngo	no
Mani Powell	manny
Keivie Rose	kee-vee
Isaiah Sategna	suh-TANE-ya
Jashaud Stewart	ja-shawd
Isaac TeSlaa	teh-SLAW
Alfahiym Walcott	al-fuh-heem

AJ
GREEN
0
Hometown: Tulsa, Okla.
Height: 5'11"
Weight: 205lbs
Birthday: 11/10/02
Class: Junior
RUNNING BACK

2023 (JUNIOR): Rushed four times for 22 yards (5.5 yards per carry) in season opening win vs. Western Carolina ... Made first career start in game two vs. Kent State, rushing 15 times for a team-leading 82 yards (5.5 yards per carry) on the ground ... Logged first career game with multiple rushing touchdowns after recording a career high two scores on the ground vs. BYU ... Finished with nine carries for 86 yards (9.6 ypc) against the Cougars ... Had a career-long 55-yard rushing touchdown vs. BYU ... First Razorback player to rush for two touchdowns and record a tackle in the same game since RB Broderick Green accomplished the feat against Eastern Michigan in 2009.

2022 (SOPHOMORE): Played in all 13 games, rushing for a career-best 414 yards on 87 carries with three touchdowns while adding six catches for 75 yards and eight kick returns for 127 yards ... Ran for 18 yards and one kick return for 16 yards in season-opening win over Cincinnati (Sept. 3) ... Carried nine times for 43 yards and his first touchdown of the season in win over South Carolina (Sept. 10) ... Returned a kick 34 yards, his longest of the season, in victory vs. Missouri State (Sept. 17) ... Gained 36 yards on nine carries against Texas A&M (Sept. 24) ... Scored his second TD of the year as part of an 18-yard, five carry game vs. Alabama (Oct. 1) ... Ran for 14 yards on six carries at Mississippi State (Oct. 8) ... Produced 51 rushing yards on 11 carries and 45 yards on a pair of receptions in win at BYU (Oct. 15) ... Carried the ball 10 times for 25 yards in victory at Auburn (Oct. 29) ... Gained 56 yards on six carries and 41 yards on three kick returns vs. Liberty (Nov. 5) ... Ran for 31 yards on seven carries vs. LSU (Nov. 12) ... Had 16 yards on five carries in win over Ole Miss (Nov. 19) ... Notched his first career 100-yard game in AutoZone Liberty Bowl win over Kansas (Dec. 28), running for 101 yards and a touchdown – a 20-yard run - on 13 carries to go with four catches for 30 yards.

2021 (FRESHMAN): Appeared in 12 games ... Totaled 227 yards and one touchdown on 47 rushing attempts, averaging 4.8 yards per carry ... Hauled in seven passes for 84 yards and a touchdown, averaging 12.0 yards per catch ... Recorded at least one reception in five games ... Accumulated 458 all-purpose yards during his freshman campaign ... Made his collegiate debut against Texas (Sept. 11), rushing for a career-high 67 yards and a touchdown on seven attempts ... Logged 37 yards on seven carries and caught two passes for 18 yards against Georgia Southern (Sept. 18) ... Had a career-long 48-yard reception, which resulted in his first collegiate receiving touchdown, against Texas A&M (Sept. 25) ... Averaged 4.7 yards per carry on six attempts at Georgia (Oct. 2) ... Rushed three times for 16 yards against Ole Miss (Oct. 9) ... Totaled 12 yards on four rushing attempts against Auburn (Oct. 16) ... Recorded a career-high nine rushing attempts for 36 yards, including a 29-yard scamper, against UAPB (Oct. 23) ... Tied career high in receptions with two at Alabama (Nov. 20) ... Totaled 26 yards on the ground, including a 17-yard run, on four attempts against Penn State (Jan. 1) in the Outback Bowl.

HIGH SCHOOL: Rated a four-star prospect by 247Sports and ESPN and a three-star prospect by Rivals ... Rated the No. 2 player in Oklahoma by 247Sports and No. 3 player in the state by ESPN ... Listed as an athlete by recruiting services ... Slotted in ESPN's Top 300 at No. 188 ... Played running back and cornerback for head coach Kirk Fridrich at Oklahoma power Union High School ... Named 6A-2's co-MVP ... MaxPreps Preseason Oklahoma all-state ... His senior year rushed for 1,325 yards (7.8 ypc) and 19 touchdowns, leading Union to a state semifinal appearance ... During his senior season, ran for 808 yards and averaged 12.1 yards per carry over a five-game winning streak ... Scored five first half touchdowns (3 rushing, 2 receiving) in a win over Enid High School ... As a junior, rushed for 939 yards and nine touchdowns despite battling injuries ... Also competed in track and field, recording a wind-aided 10.38 time in the 100m dash at the Class 6A state meet as a freshman ... **CHOSE ARKANSAS OVER:**

GAME 4: LSU

Oklahoma, Oklahoma State, LSU, Baylor, South Carolina, Texas Tech and others.

PERSONAL: Born Oct. 23, 2002.

Regular Season Rushing/Receiving Statistics

DATE	Team	GP	GS	RUSHING					RECEIVING				
				no.	yds.	avg.	lg	td	no.	yds.	avg.	lg	td
2021	Arkansas	12	0	47	227	4.8	30	1	7	84	12.0	48	1
2022	Arkansas	13	0	87	414	4.8	35	3	6	75	12.5	30	0
2023	Arkansas	3	2	28	190	6.8	55	2	2	14	7.0	7	0
Totals		28	2	162	831	5.1	55	6	15	173	11.5	48	1

Regular Season Return Statistics

Arkansas State Football Team Statistics - 2021-2023												
		KICKOFF RETURNS					PUNT RETURNS					
DATE	Team	ret.	yds.	avg.	lg	td	no.	fc	yds.	avg.	lg	td
2021	Arkansas	0	147	0.0	31	0	0	0	0	0.0	0	0
2022	Arkansas	0	127	0.0	34	0	0	0	0	0.0	0	0
2023	Arkansas	0	0	0.0	0	0	0	0	0	0.0	0	0
Totals		0	274	0.0	34	0	0	0	0	0.0	0	0

SINGLE-GAME HIGHS: RUSHING/RECEIVING

Rush Attempts	15 vs. Kent St., Sep 09, 2023	Receiving Yards	48 vs. Texas A&M, Sep 25, 2021
	11 at BYU, Oct 15, 2022		45 at BYU, Oct 15, 2022
	10 at Auburn, Oct 29, 2022		20 vs. Ga. Southern, Sep 18, 2021
	9 at Texas A&M, Sep 24, 2022		10 at Alabama, Nov 20, 2021
	9 vs. South Carolina, Sep 10, 2022		9 vs. Texas, Sep 11, 2021
Rushing Yards	...1 more at 9.	Receiving TDs	1 vs. Texas A&M, Sep 25, 2021
	82 vs. Kent St., Sep 09, 2023		97 vs. Liberty, Nov 05, 2022
	67 vs. Texas, Sep 11, 2021		96 at BYU, Oct 15, 2022
	56 vs. Liberty, Nov 05, 2022		89 vs. Kent St., Sep 09, 2023
	51 at BYU, Oct 15, 2022		76 at Ole Miss, Oct 09, 2021
Rushing Average	43 vs. South Carolina, Sep 10, 2022	All-Purpose Yards	76 vs. Texas, Sep 11, 2021
	9.6 vs. Texas, Sep 11, 2021		60 at Ole Miss, Oct 09, 2021
	5.5 vs. Kent St., Sep 09, 2023		44 at LSU, Nov 13, 2021
	5.3 vs. Ga. Southern, Sep 18, 2021		41 vs. Liberty, Nov 05, 2022
	4.8 vs. South Carolina, Sep 10, 2022		38 vs. Kansas, Dec 28, 2022
Rushing TDs	4.6 at BYU, Oct 15, 2022	Kickoff Return Yards	34 vs. Missouri St., Sep 17, 2022
	1 vs. Alabama, Oct 01, 2022		
	1 vs. South Carolina, Sep 10, 2022		
	1 vs. Texas, Sep 11, 2021		
	2 at BYU, Oct 15, 2022		
Receptions	2 at Alabama, Nov 20, 2021		
	2 vs. Ga. Southern, Sep 18, 2021		
	1 vs. Kent St., Sep 09, 2023		
	...3 more at 1.		

GAME 4: LSU

2023 Game-By-Game Regular Season STATISTICS (Arkansas)

RUSHING

RECEIVING

date	Opponent	p/s	no.	yds.	avg.	lg	td	no.	yds.	avg.	lg	td	w/l	score
09/02	Western Caro.	P	4	22	5.5	9	0	0	0	0.0	0	0	W	56-13
09/09	Kent St.	S	15	82	5.5	23	0	1	7	7.0	7	0	W	28-6
09/16	BYU	S	9	86	9.6	55	2	1	7	7.0	7	0	L	31-38
2023 totals		3-2	28	190	6.8	55	2	2	14	7.0	7	0	2-1	



KJ
JEFFERSON
1
QUARTERBACK

Hometown: Sardis, Miss.
Height: 6'3"
Weight: 247lbs
Birthday: 5/20/01
Class: Senior

2023 Manning Award Watch List

2023 Davey O'Brien Award Watch List

2023 Maxwell Award Watch List

2023 Preseason First-Team All-SEC (Athlon)

2023 Preseason Second-Team All-SEC (Media, Phil Steele)

2022 AutoZone Liberty Bowl MVP

2022 Outback Bowl MVP

Davey O'Brien Award Great 8 (Sept. 27 & Oct. 11, 2021)

2020 Fall SEC Academic Honor Roll

2023 (REDSHIRT SENIOR): Finished 18-for-23 with 246 yards and three passing touchdowns along with one rushing score in season opening win vs. Western Carolina ... He has now thrown and rushed for a touchdown in the same game 11 times in his career ... Completed his first 12 passes vs. Western Carolina, making him the first Razorback quarterback to complete their first 12 passes of a game since QB Brandon Allen went 14-for-14 to start against Texas A&M in 2015 ... He finished by completing 13-of-19 passes for 136 yards and two scores vs. the Golden Flashes ... After accounting for one touchdown vs. BYU, he is now responsible for 74 career touchdowns (54 passing and 20 rushing) ... He is three shy of the Arkansas career touchdown responsibility mark currently held by Matt Jones with 77 (53 passing and 24 rushing) ... Finished 24-35-1- with 247 passing yards and a passing touchdown vs. BYU.

2022 (REDSHIRT JUNIOR): Posted another career year despite missing a pair of games due to injury as he continues his ascent up numerous all-time lists at Arkansas, starting 11 of the team's 13 games to enter the season with 26 career starts ... Passed for 2,648 yards and 24 touchdowns with five interceptions, completing 204-of-300 passes to go with 640 yards rushing and nine touchdowns on 158 carries ... Completed 68.0% of his passes, surpassing his 2021 percentage (67.3%) for second all-time at Arkansas ... Passed for at least one touchdown in each of his 11 starts, including multiple TDs in eight games with a career-high five at BYU (Oct. 16) ... Ran for a touchdown in each of the first games of the season and added a pair of two TD games on the ground against Auburn (Oct. 29) and Kansas (Dec. 28) ... Sits inside Arkansas' all-time Top 10 in completions (436 – 7th), yards (5,816 – 7th), touchdown passes (48 – 6th), 300-yard passing games (5 – 3rd), total plays (1,028 – 6th), total yards (7,245 – 5th) and touchdown responsibility (67 – 4th) ... Led team to season-opening win over Cincinnati (Sept. 3) going 18-for-26 for 223 yards and three scores to go with 62 yards rushing and another score ... Went an efficient 18-for-21 for 162 yards and a score through the air in victory vs. South Carolina (Sept. 10) with an additional score on the ground with 67 yards rushing ... Passed for a career-high 385 yards on 19-of-31 passing in win over Missouri State (Sept. 17) with a touchdown pass and one rushing TD with 40 yards on nine carries ... Topped 100 yards rushing for the first time with 105 on 18 carries vs. Texas A&M (Sept. 24), passing for two touchdowns and 171 yards on 12-of-19 ... Tossed one TD on 13-of-24 for 155 yards vs. Alabama (Oct. 1) ... Set career-bests with five touchdown passes, 29 completions and 40 attempts with his fifth career 300-yard game going for 367 yards ... Five TD passes equaled third-most in a single game in school history and most since Brandon Allen's school record seven in 2015 ... Ran for a pair of scores and passed for a third in victory at Auburn going 16-for-24 with 234 yards passing and 45 yards rushing on 10 carries ... Played hurt vs. Liberty (Nov. 5) going 23-for-37 for 234 yards with one touchdown and a career-

GAME 4: LSU

high two interceptions ... Threw three touchdown passes in win over Ole Miss (Nov. 19) and ran for 47 yards, passed for 168 yards on 17-of-22 ... Recorded his third straight game with 2+ touchdown passes with two at Missouri (Nov. 25), going 20-for-27 for 212 yards with 38 yards rushing and a touchdown ... Named AutoZone Liberty Bowl MVP after accounting for four total touchdowns (two rushing, two passing) and 417 total yards, including a career-high 130 yards rushing ... Passed for 287 yards on 19-of-29 on his way to earning his second straight bowl game MVP and leading Arkansas to their second consecutive bowl victory.

2021 (REDSHIRT SOPHOMORE): Started all 13 games at quarterback, completing 198-of-294 (67.3%) passes for 2,676 yards and 21 touchdowns ... Rushed for a team-leading 664 yards on 146 carries (4.5 ypc) with six scores on the ground ... His 2,676 passing yards rank ninth most in a single season in program history ... Wrote his name in the Arkansas record book in numerous places: season completions (198 – 8th), game completion percentage minimum 20 passes (.826 – 3rd), season completion percentage (.673 – 2nd), season passing yards (2,676 – 7th), game touchdown passes (4 – T8th), season TD passes (21 – 7th) ... Finished the year third in the SEC in average yards per completion (13.5) and in yards per pass attempt (9.1), ranking fourth in the league and 10th among all FBS quarterbacks in passing efficiency (164.7) ... Also ranked fourth in the league in completion percentage (67.3%), the second-best mark in a single season in Arkansas history ... Owns the highest single-season completion percentage in school history when attempting at least 250 passes ... Finished sixth in the SEC in total offense, generating 256.9 total yards of offense per game ... Finished the season as one of five FBS quarterbacks to total 20 or more touchdown passes with four or fewer interceptions ... One of eight FBS quarterbacks with 2,500+ passing yards, 20+ passing touchdowns, 500+ rushing yards and 5+ rushing scores on the season ... Totaled three games with 300+ passing yards and at least three touchdown passes, becoming the first Arkansas signal-caller to do so since Brandon Allen in 2015 ... His three 300+ yard passing games were the most for an Arkansas QB since Austin Allen produced four in 2016 ... First Razorback quarterback to have multiple games with at least two rushing touchdowns in the same season since 1997 ... Threw only four interceptions on the year and completed 171 consecutive passes without an interception, the second-longest streak in program history ... Totaled 89 yards on the ground with two rushing touchdowns in the season opener against Rice (Sept. 4), also threw for 128 yards and a touchdown on 12-of-21 (57.1%) passing ... First Arkansas player to run for at least two touchdowns and throw for a touchdown in a game since Rawleigh Williams did so against Mississippi State in 2014 ... Broke out for a career-high 366 passing yards and three touchdowns on 13 completions against Georgia Southern (Sept. 18), becoming only the fifth FBS quarterback since 2000 to throw for over 365 yards on 13 or fewer completions ... Hooked up with WR Treyton Burks for a 91-yard touchdown against Georgia Southern, the second longest touchdown pass in school history ... Completed 25-of-35 (71.4%) passes for 336 yards and three touchdowns while rushing for 85 yards and three scores in an epic performance at Ole Miss (Oct. 9) accounting for six touchdowns (3 passing, 3 rushing), the second most in program history ... Became one of only six SEC signal-callers since 2000 to have thrown for 3+ touchdowns and rushed for 3+ scores in a game, joining Texas A&M QB Johnny Manziel, Mississippi State QB Dak Prescott, Ole Miss QB Chad Kelly, LSU QB Joe Burrow and Ole Miss QB Matt Corral ... Threw for a career-best four touchdowns against UAPB (Oct. 23), completing a career-high 82.6% of his passes (19-of-23), the third-highest single-game completion percentage in school history (minimum of 20 attempts), for 191 yards and a touchdown against Mississippi State (Nov. 6) ... Connected on 14-of-19 (73.7%) passes for 98 yards against Penn State (Jan. 1) in the Outback Bowl with a career-best 110 yards rushing and a touchdown on 20 carries, becoming the first Arkansas quarterback to rush for over 100 yards in a game since Matt Jones totaled 126 yards on the ground against Ole Miss in 2004 ... Earned Outback Bowl MVP honors for his performance, leading Arkansas to its first bowl game win since the 2016 Liberty Bowl and its first New Year's Day bowl game win since the 2000 Cotton Bowl ... Helped power the Razorbacks to a nine-win season, their most wins in a year since 2011 (10 wins).

2020 (REDSHIRT FRESHMAN): Played in five games, making one start ... Completed 20-of-41 (48.8%) passes for 295 yards and three touchdowns ... Rushed 28 times for 67 yards (2.4 ypc) and scored two touchdowns ... Saw first action of the season in the second half of the season opener against Georgia (Sept. 26), playing nine snaps and completing 1-of-2 passes for three yards and rushing for 16 yards ... Played two snaps at Mississippi State (Oct. 3) rushing twice ... Scored first rushing touchdown of the season on a 12-yard run in the fourth quarter at Florida (Nov. 14), seeing action in nine snaps ... Made his first start of the year and set multiple career marks, completing 18-of-33 passes for 274 yards with three touchdowns and also ran 13 times for 32 yards and a touchdown at Missouri (Dec. 5) ... Completed his first career touchdown pass in the first quarter, a 2-yard completion to tight end Blake Kern ... Hooked up with wide receiver Treyton Burks for a 68-yard touchdown pass, the longest throw of his career ... Registered the most passing yards by a Razorback freshman quarterback since 2008 ... Became the first Arkansas quarterback since 2010 to throw for at least 270 yards and three touchdowns while also rushing for a score ... First Razorback quarterback to throw for two or more touchdowns and rush for a score in SEC play since 2017 ... Engineered an offense that posted 566 total yards, Arkansas' highest total since 2016 ... Played a career-high 87 snaps ... Played 21 snaps

GAME 4: LSU

coming off the bench in the season finale against Alabama (Dec. 12), completing 1-of-6 passes for 18 yards and rushing six times for 11 yards ... According to Pro Football Focus, played 128 snaps and received a 57.1 passing grade.

2019 (FRESHMAN): Played in three games, starting one, as a true freshman for the Razorbacks in 2019 ... Appeared in games against Mississippi State (Nov. 2) and Western Kentucky (Nov. 9), before making his first collegiate start at LSU on Nov. 23 ... Made his debut against the Bulldogs and immediately made his presence known, rushing for 21 yards on his first snap ... After a 32-yard pass to Treyton Burks, Jefferson completed his first collegiate drive (four plays, 75 yards) with a five-yard touchdown run ... Saw 40 snaps against WKU, throwing for 60 yards on 6-of-15 passing, while rushing for 32 yards on 16 carries, scoring on a two-yard run ... Started against the top-ranked Tigers, going 7-of-14 for 105 yards passing in Baton Rouge ... First 100-yard passing game by an Arkansas QB since Oct. 19 against Auburn.

HIGH SCHOOL: Four-star prospect by Rivals, 247Sports and ESPN ... Rated as the fourth-ranked dual-threat quarterback in the country by 247Sports ... Slotted as the 12th overall player in the state of Mississippi by Rivals ... Placed in the Rivals Top 250 at No. 248 ... Four-year varsity letterwinner in football and basketball at North Panola High School in Sardis, Mississippi ... Helped the Cougars to the Mississippi state 3A semifinals, finishing the 2018 campaign with a 12-2 overall record ... Racked up 3,180 yards through the air on 166 of 275 passing in 14 games for a .604 completion percentage ... Averaged 227.1 yards per game, 19.2 per reception, with 37 passing touchdowns ... Second on the team in rushing by 40 yards, carrying the ball 115 times for 916 yards and seven touchdowns ... Played in the 2018 Alabama vs. Mississippi All-Star Game on Dec. 17 and set to play for USA Football in the 2019 International Bowl ... Back-to-back years throwing for 3,000+ yards, also doing so in 2017 ... Totaled 3,028 yards on 150 of 236 passing as the starting QB for the Cougars as a junior ... Tossed 36 touchdowns and three interceptions for a .636 completion percentage, averaging 216.3 yards per game ... Had a career year on the ground, rushing for 1,325 yards on 139 carries, scoring eight times with six games over 100 yards rushing ... Dropped the state semifinal game, completing 2017 with a 13-1 mark ... Completed his high school career with 40 wins, 9,582 passing yards, 2,922 rushing yards and 143 total touchdowns, including 119 passing ... **CHOSE ARKANSAS OVER:** Georgia, Kentucky, Mississippi State, Missouri, Ole Miss, Texas A&M, Vanderbilt, Baylor and others.

PERSONAL: Kenneth Dewayne Jefferson Jr. ... Has two dogs: Apollo and GiGi ... Enjoys shopping, shoes and cars ... Born May 20, 2001 ... Son of Katorie and James Moore ... Has one sibling, Jakaelyn.

Regular Season Comparison: Passing - LSU

date	opp	w/l	gp/gs	c	att	yds.	avg.	td	lg	int	sk	skyd	rtg
11/23/ 19	Razorbacks @ Fighting Tigers	L	X	7	14	105	7.5	0	38	0	3	26	75.0
11/13/ 21	Razorbacks @ Fighting Tigers	W	S	18	25	142	5.7	1	43	0	3	21	99.1
Totals		1/1	2/2	25	39	247	6.3	1	43	0	6	47	--

Regular Season Passing Statistics

DATE	Team	gp	gs	att.	cmp.	pct.	yds	avg.	td	int.	lg	sk	lst	rate
2019	Arkansas	0	0	31	14	45.2	197	6.4	0	1	38	5	45	52.8
2020	Arkansas	0	0	41	20	48.8	295	7.2	3	0	68	4	31	97.1
2021	Arkansas	13	13	294	198	67.3	2,676	9.1	21	4	91	27	161	114.3
2022	Arkansas	11	11	300	204	68.0	2,648	8.8	24	5	73	23	159	115.3
2023	Arkansas	3	3	77	55	71.4	629	8.2	6	1	65	7	47	116.2
Totals		27	27	743	491	66.1	6,445	8.7	54	11	91	66	443	111.4

GAME 4: LSU

Regular Season Rushing Statistics

DATE	Team	gp	gs	no.	yds.	avg.	lg	td
2019	Arkansas	0	0	30	58	1.9	21	2
2020	Arkansas	0	0	28	67	2.4	19	2
2021	Arkansas	13	13	146	664	4.5	49	6
2022	Arkansas	11	11	158	640	4.1	32	9
2023	Arkansas	3	3	31	80	2.6	19	1
Totals		27	27	393	1,509	3.8	49	20

Regular Season Passing/Rushing Statistics

DATE	Team	gp	gs	PASSING										RUSHING					
				att.	cmp.	pct.	yds	avg.	td	int.	lg	sk	lst	rate	NO.	YDS.	AVG.	LG	TD
2019	Arkansas	0	0	31	14	45.2	197	6.4	0	1	38	5	45	52.8	30	58	1.9	21	2
2020	Arkansas	0	0	41	20	48.8	295	7.2	3	0	68	4	31	97.1	28	67	2.4	19	2
2021	Arkansas	13	13	294	198	67.3	2,676	9.1	21	4	91	27	161	114.3	146	664	4.5	49	6
2022	Arkansas	11	11	300	204	68.0	2,648	8.8	24	5	73	23	159	115.3	158	640	4.1	32	9
2023	Arkansas	3	3	77	55	71.4	629	8.2	6	1	65	7	47	116.2	31	80	2.6	19	1
Totals		27	27	743	491	66.1	6,445	8.7	54	11	91	66	443	111.4	393	1,509	3.8	49	20

SINGLE-GAME HIGHS: QUARTERBACK

Pass Completions	29 at BYU, Oct 15, 2022 25 at Ole Miss, Oct 09, 2021 23 vs. Liberty, Nov 05, 2022 22 at Alabama, Nov 20, 2021 21 vs. Auburn, Oct 16, 2021	Rush Attempts	20 vs. Penn St., Jan 01, 2022 20 at Ole Miss, Oct 09, 2021 19 vs. South Carolina, Sep 10, 2022 18 at Texas A&M, Sep 24, 2022 18 vs. Cincinnati, Sep 03, 2022
Yards Passing	385 vs. Missouri St., Sep 17, 2022 367 at BYU, Oct 15, 2022 366 vs. Ga. Southern, Sep 18, 2021 326 at Alabama, Nov 20, 2021 326 at Ole Miss, Oct 09, 2021	Rushing Yards	110 vs. Penn St., Jan 01, 2022 105 at Texas A&M, Sep 24, 2022 89 vs. Rice, Sep 04, 2021 85 at Ole Miss, Oct 09, 2021 73 vs. Texas, Sep 11, 2021
TD Passes	5 at BYU, Oct 15, 2022 4 vs. Ark.-Pine Bluff, Oct 23, 2021 3 vs. Western Caro., Sep 02, 2023 3 vs. Ole Miss, Nov 19, 2022 3 vs. Cincinnati, Sep 03, 2022 ...3 more at 3.	Rushing Average	9.9 vs. Rice, Sep 04, 2021 7.3 vs. Texas, Sep 11, 2021 6.3 vs. Texas A&M, Sep 25, 2021 5.9 vs. Ole Miss, Nov 19, 2022 5.8 at Texas A&M, Sep 24, 2022
Completion Percentage	85.7 vs. South Carolina, Sep 10, 2022 82.6 vs. Mississippi St., Nov 06, 2021 78.9 vs. Missouri, Nov 26, 2021 78.3 vs. Western Caro., Sep 02, 2023 77.3 vs. Ole Miss, Nov 19, 2022	Rushing TDs	3 at Ole Miss, Oct 09, 2021 2 at Auburn, Oct 29, 2022 2 vs. Rice, Sep 04, 2021 1 vs. Western Caro., Sep 02, 2023 1 at Texas A&M, Sep 24, 2022 ...4 more at 1.

GAME 4: LSU

		300-Yard Passing Games (5): Regular Season				
date	team	no.	yds.	avg.	lg	td
09/18/21	GA. SOUTHERN	13	366	28.2	91	3
10/09/21	at Ole Miss	25	326	13.0	46	3
11/20/21	at Alabama	22	326	14.8	66	3
09/17/22	MISSOURI ST.	19	385	20.3	73	2
10/15/22	at BYU	29	367	12.7	39	5

2023 Game-By-Game Regular Season STATISTICS (Arkansas)																			
PASSING														RUSHING					
date	Opponent	p/s	att	cmp	yds	pct	y/a	y/c	td	int	lg	SK/YD	rate	att	yds	lg	td	w/l	score
09/02	Western Caro.	S	23	18	246	78.3	10.7	13.7	3	0	65	1/13	150.8	5	11	17	1	W	56-13
09/09	Kent St.	S	19	13	136	68.4	7.2	10.5	2	0	36	2/15	39.6	13	48	18	0	W	28-6
09/16	BYU	S	35	24	247	68.6	7.1	10.3	1	1	30	4/19	79.2	13	21	19	0	L	31-38
2023 totals		3-3	77	55	629	71.4	8.2	11.4	6	1	65	7/47	116.2	31	80	19	1	2-1	



Lorando

JOHNSON

1

Hometown: Lancaster, Texas
Height: 6'0"
Weight: 193lbs
Birthday: 12/8/01
Class: Junior

DEFENSIVE BACK

2023 (REDSHIRT JUNIOR): Made first start as a Razorback and finished with two solo stops, including a tackle for a loss of seven yards, in season opening win vs. Western Carolina ... Recorded a tackle and PBU vs. Western Carolina ... Tallied one stop vs. BYU.

At Baylor

2022 (REDSHIRT SOPHOMORE): Played and started in 12 games, only missing the Armed Forces Bowl vs. Air Force ... Totaled 16 tackles, including 1.5 tackles for a loss with one forced fumble and five pass breakups ... Had two tackles at No. 21 BYU (9/10) ... Forced a fumble at Iowa State (9/24) ... Had two tackles, including half a tackle for loss, and two pass breakups vs. No. 7 Oklahoma State (10/1) ... Had a pass breakup and a tackle at West Virginia (10/13) ... Broke up a pass vs. Kansas (10/22) ... Had three tackles in a win at Oklahoma (11/5) ... Had four tackles and a pass breakup at No. 23 Texas (11/25) ... Transferred to Arkansas following the season and went through spring practice with the Razorbacks.

2021 (REDSHIRT FRESHMAN): Played in eight games with one start in the Sugar Bowl against Ole Miss ... Missed six games due to injury after appearing in the first two games and returned for the TCU game (11/6) making four tackles with 0.5 sacks ... Recorded his first career tackle at TCU (11/6) ... Collected a solo tackle at Kansas State (11/20) ... Was credited with the half sack of his career against Texas Tech ... Notched a solo tackle against Ole Miss in the Sugar Bowl (1/1).

2020 (FRESHMAN): Redshirted during his first season at Baylor.

HIGH SCHOOL: Prepped at Lancaster High School for coach Chris Gilbert ... Led team to a 11-3 record in 2019 ... Top-ranked cornerback in the DFW area ... 2019 SportsDayHS First Team All-Area selection in 2019 after finishing his senior season with two interceptions and seven pass breakups ... Four-star prospect according to ESPN ... No. 252 nationally ... No. 41 in Texas ... No. 21 corner in the country ... 247 Sports rates as a four-star prospect ... No. 55 in Texas ... No. 28 corner nationally ... Rivals calls him a three-star recruit ... No. 52 in Texas ... Received a three-star ranking from Dave Campbell's Texas Football ... No. 58 in Texas ... Selected to DCTF 2019 Whataburger Super Team ... Dallas Morning-News ranked as No. 10 player overall in Metroplex ... Top ranked defensive back in Dallas-Forth Worth area ... Was named to the 2019 Preseason Texas All-State football team ... Named to the 2017 MaxPreps Sophomore All-America Second Team Defense ... Also competed in track & field ... Picked Baylor over 24 different schools, including Alabama, LSU, Texas A&M, TCU and Texas Tech.

PERSONAL: Son of Stacy Johnson ... Has one sister, Raina Delee ... Nickname is Snaxx.

Regular Season Defensive Statistics

			TACKLES										INTERCEPTIONS					O. FUMB				ST				MISC			
DATE	Team	GP	GS	TK	s	a	tfl	yds	sk	yds	qh	no	yds	lg	td	pd	ff	fr	td	yds	TK	s	a	ff	fr	s	a		
2021	Baylor	7	0	4	3	1	0	0	0.5	3.0	0	0	0	0	0	0	0	0	0	0	0	0	0	0	0	0	0		
2022	Baylor	12	12	16	12	4	1	1	0.0	0.0	0	0	0	0	0	5	1	0	0	0	0	0	0	0	0	0	0		
2023	Arkansas	3	3	4	2	2	1	1	0.0	0.0	0	0	0	0	0	1	0	0	0	0	0	0	0	0	0	0	0		
Totals		22	15	24	17	7	2	3	0.5	3.0	0	0	0	0	0	6	1	0	0	0	0	0	0	0	0	0	0		

GAME 4: LSU

SINGLE-GAME HIGHS: DEFENSIVE

Total Tackles	3 at Oklahoma, Nov 05, 2022 2 vs. Western Caro., Sep 02, 2023 2 vs. Oklahoma St., Oct 01, 2022 2 at Iowa St., Sep 24, 2022 ...1 more at 2.	Passes Defensed	2 vs. Oklahoma St., Oct 01, 2022 1 vs. Kent St., Sep 09, 2023 1 vs. Kansas, Oct 22, 2022 1 at West Virginia, Oct 13, 2022
Solo Tackles	2 vs. Western Caro., Sep 02, 2023 2 at Oklahoma, Nov 05, 2022 2 at Iowa St., Sep 24, 2022 ...1 more at 2.	Forced Fumbles	1 at Iowa St., Sep 24, 2022
Sacks	0.5 vs. Texas Tech, Nov 26, 2021	Tackles For Loss	1 vs. Western Caro., Sep 02, 2023 1 at Iowa St., Sep 24, 2022

2023 Game-By-Game Regular Season STATISTICS (Arkansas)

			TACKLES							INTERCEPTIONS							O. FUMB							ST							MISC						
date	Opponent	p/s	TK	s	a	sk	yds	tfl	yds	QH	NO	yds	lg	td	pd	ff	fr	td	yds	TK	s	a	ff	fr	s	a	w/l	score									
09/02	Western Caro.	S	2	2	0	0.0	0.0	1	1	0	0	0	0	0	0	0	0	0	0	0	0	0	0	0	0	0	W	56-13									
09/09	Kent St.	S	1	0	1	0.0	0.0	0	0	0	0	0	0	0	1	0	0	0	0	0	0	0	0	0	0	0	W	28-6									
09/16	BYU	S	1	0	1	0.0	0.0	0	0	0	0	0	0	0	0	0	0	0	0	0	0	0	0	0	0	0	L	31-38									
2023 totals		3-3	4	2	2	0.0	0.0	1	1	0	0	0	0	0	1	0	0	0	0	0	0	0	0	0	0	0	2-1										



Andrew ARMSTRONG

2

WIDE RECEIVER

Hometown: Dallas, Texas

Height: 6'4"

Weight: 201lbs

Birthday: 8/31/00

Class: Senior

2023 (REDSHIRT SENIOR): Caught a team-high five passes for 78 yards and a touchdown in Arkansas' season opening win vs. Western Carolina ... Has at least one reception in his last 19 games ... Hauled in a team-high four receptions for 21 yards and two touchdowns against Kent State ... Has caught multiple touchdown receptions in a game six times in his career ... Caught a team-high nine passes for a team-high 98 yards vs. BYU.

At Texas A&M-Commerce

2022 (REDSHIRT JUNIOR): Played in 11 games and caught a team-leading 62 passes for a team-high 1,020 yards (16.5 ypc) and a team-best 13 touchdowns ... Averaged 92.7 receiving yards per game ... Finished the season as TAMUC's first 1,000-yard receiver since 2014 ... Eclipsed the 100-yard receiving mark in six of the Lions' 11 games ... Caught a touchdown in seven of 11 games, recording multiple touchdown receptions in four games ... Recorded at least three receptions in all 11 games ... Had three catches for 134 yards and a career-best three touchdowns against Lincoln (Calif.) (Sept. 1) ... Logged six receptions for 95 yards and a score at Tennessee Tech (Sept. 10) ... Posted seven catches for 104 yards at Sam Houston (Sept. 17) ... Matched his career best with three touchdowns on four receptions for 119 yards against North American (Sept. 24) ... Hauled in eight passes for a career-high 153 yards and a pair of touchdowns at No. 20/19 Southeastern Louisiana (Oct. 8) ... Turned in his third straight game with multiple receiving touchdowns at McNeese (Oct. 15), catching a career-best nine balls for 113 yards and two scores ... Had 102 receiving yards and a touchdown on six catches against Houston Christian (Oct. 22) ... Six catches for 42 yards against No. 9/8 UIW (Oct. 29) ... Posted four receptions for 83 yards and a touchdown against Northwestern State (Nov. 5) ... Tallied five catches for 38 yards at Nicholls (Nov. 12) ... Caught four passes for 37 yards in the season finale against Tennessee State (Nov. 19) ... Transferred to Arkansas following the season and participated in spring practice.

2021 (REDSHIRT SOPHOMORE): Played in 10 games ... Recorded 15 receptions for 297 yards (19.8 ypc) and three touchdowns ... First career reception came at No. 12 CSU Pueblo (Sept. 2) ... Caught one pass for a 74-yard touchdown against Western New Mexico (Oct. 16) ... Grabbed a season-high four catches for 36 yards at West Texas A&M (Oct. 23) ... Logged his first career multi-score game against UT-Permian Basin (Oct. 30), matching his season high with four catches for a season-best 81 yards and a pair of touchdowns.

2020 (REDSHIRT FRESHMAN): No season due to the COVID-19 pandemic.

2019 (FRESHMAN): Redshirt season ... Did not appear in any games.

HIGH SCHOOL: Two-year letter winner in football at Bishop Dunne High School ... Recorded 30 catches for 450 yards and seven touchdowns in his career... Was named Honorable Mention All-District ... National Honor Society member.

PERSONAL: Son of Kaprisha and Arthur Armstrong ... Has four siblings, Adonis Armstrong, Mark'Il Walker, Arthur Armstrong Jr. and Ariel Peterson ... Birthdate: Oct. 31, 2000.

GAME 4: LSU

Regular Season Rushing/Receiving Statistics

DATE	Team	GP	GS	RECEIVING					RUSHING				
				no.	yds.	avg.	lg	td	no.	yds.	avg.	lg	td
2021	Tex. A&M-Commerce	9	3	15	297	19.8	74	3	0	0	0.0	0	0
2022	Tex. A&M-Commerce	9	9	62	1,020	16.5	96	13	0	0	0.0	0	0
2023	Arkansas	3	3	18	197	10.9	29	3	0	0	0.0	0	0
Totals		21	15	95	1,514	15.9	96	19	0	0	0.0	0	0

Regular Season Return Statistics

		KICKOFF RETURNS						PUNT RETURNS				
DATE	Team	ret.	yds.	avg.	lg	td	no.	fc	yds.	avg.	lg	td
2021	Tex. A&M-Commerce	0	0	0.0	0	0	0	0	0	0.0	0	0
2022	Tex. A&M-Commerce	0	18	0.0	18	0	0	0	0	0.0	0	0
2023	Arkansas	0	0	0.0	0	0	0	0	0	0.0	0	0
Totals		0	18	0.0	18	0	0	0	0	0.0	0	0

SINGLE-GAME HIGHS: RECEIVING

Receptions	9 at McNeese, Oct 15, 2022 8 at Southeastern La., Oct 08, 2022 7 at Sam Houston, Sep 17, 2022 6 vs. UIW, Oct 29, 2022 6 vs. Houston Christian, Oct 22, 2022 ...1 more at 6.	Receiving TDs	3 vs. North American, Sep 24, 2022 3 vs. Lincoln (CA), Sep 01, 2022 2 vs. Kent St., Sep 09, 2023 2 at McNeese, Oct 15, 2022 ...2 more at 2.
Receiving Yards	153 at Southeastern La., Oct 08, 2022 134 vs. Lincoln (CA), Sep 01, 2022 119 vs. North American, Sep 24, 2022 113 at McNeese, Oct 15, 2022 104 at Sam Houston, Sep 17, 2022	All-Purpose Yards	153 at Southeastern La., Oct 08, 2022 134 vs. Lincoln (CA), Sep 01, 2022 119 vs. North American, Sep 24, 2022 113 at McNeese, Oct 15, 2022 113 at Tennessee Tech, Sep 10, 2022
Receiving Average	44.7 vs. Lincoln (CA), Sep 01, 2022 29.8 vs. North American, Sep 24, 2022 20.8 vs. Northwestern St., Nov 05, 2022 20.3 vs. Tex. Permian Basin, Oct 30, 2021 19.1 at Southeastern La., Oct 08, 2022		

GAME 4: LSU

100-Yard Receiving Games (6): Regular Season

date	team	no.	yds.	avg.	lg	td
09/01/22	LINCOLN (CA)	3	134	44.7	96	3
09/17/22	at Sam Houston	7	104	14.9	31	0
09/24/22	NORTH AMERICAN	4	119	29.8	49	3
10/08/22	at Southeast ern La.	8	153	19.1	77	2
10/15/22	at McNeese	9	113	12.6	48	2
10/22/22	HOUSTON CHRISTIAN	6	102	17.0	45	1

2023 Game-By-Game Regular Season STATISTICS (Arkansas)

RECEIVING

RUSHING

date	Opponent	p/s	no.	yds.	avg.	lg	td	no.	yds.	avg.	lg	td	w/l	score
09/02	Western Caro.	S	5	78	15.6	29	1	0	0	0.0	0	0	W	56-13
09/09	Kent St.	S	4	21	5.3	9	2	0	0	0.0	0	0	W	28-6
09/16	BYU	S	9	98	10.9	21	0	0	0	0.0	0	0	L	31-38
2023 totals		3-3	18	197	10.9	29	3	0	0	0.0	0	0	2-1	



Dwight MCGLOTHERN

2

DEFENSIVE BACK

Hometown: Houston, Texas

Height: 6'2"

Weight: 188lbs

Birthday: 2/6/02

Class: Senior

2023 Bronko Nagurski Watch List

2023 Preseason First-Team All-SEC (Athlon)

2023 Preseason Second-Team All-SEC (Media, Phil Steele)

2022 Second-Team All-SEC (Coaches)

2022 Third-Team All-SEC (PFF)

2023 (SENIOR): Recorded a tackle for a loss of four yards and an interception in season opening win against Western Carolina ... Dating back to 2022 Liberty Bowl, he has recorded an interception in back-to-back games ... Part of a Razorback defense that picked off four passes vs. the Catamounts ... Had three stops, a forced fumble and PBU vs. BYU.

2022 (JUNIOR): Made an immediate impact in his first season at Arkansas, earning Second-Team All-SEC honors from the league's coaches and third-team recognition from Pro Football Focus after leading the team and ranking second in the league with four interceptions ... Posted a career year with highs in tackles (52), interceptions (4), forced fumbles (2), fumbles recovered (1) and passes defended (10) ... Started all 13 games in the Arkansas secondary at cornerback ... Started his Razorback career with a bang, picking off a pass to go with four tackles in the season-opening win over Cincinnati (Sept. 3) ... Made it two in a row with an interception vs. South Carolina (Sept. 10), recording four tackles in the win ... Logged one stop vs. Missouri State (Sept. 17) and two vs. Texas A&M (Sept. 24) ... Intercepted his third pass in the team's first five games, picking off Alabama QB Bryce Young in the red zone vs. Crimson Tide (Oct. 1) ... Recorded three tackles and broke one pass at Mississippi State (Oct. 8) ... Forced a fumble and made five stops in win at BYU (Oct. 15) ... Broke up a pass and made seven tackles at Auburn (Oct. 29) ... Posted three tackles vs. Liberty (Nov. 5) and a pair of stops vs. his former team LSU (Nov. 12) ... Made eight stops in win over Ole Miss (Nov. 19) to go with a forced fumble and fumble recovery ... Broke up a pair of passes and recorded two tackles at Missouri (Nov. 25) ... Set a career-high with 10 tackles in AutoZone Liberty Bowl victory over Kansas (Dec. 28), picking off his fourth pass of the season in the win.

At LSU

2021 (SOPHOMORE): Played in 10 games with six starts, registering 32 tackles, six pass breakups, one forced fumble, one interception and a touchdown ... Made first collegiate start and finished with two solo tackles, including one tackle for loss against Central Michigan (Sept. 18) ... Accumulated five tackles against Mississippi State (Sept. 25) ... Finished with five unassisted stops, including one for loss, against Auburn (Oct. 2) ... Contributed one tackle and broke up a pass against Kentucky (Oct. 9) ... Picked off one pass and returned it 37 yards for a touchdown while also registering four solo tackles and three pass breakups against Florida (Oct. 16) ... Charted two tackles against Ole Miss (Oct. 23) ... Led the Tigers with a career-high eight tackles, including two for loss against Alabama (Nov. 6) ... Logged three tackles and broke up a pass against Arkansas (Nov. 13) ... Carded two tackles against Texas A&M (Nov. 27).

2020 (FRESHMAN): Played in seven games with no starts ... Came on strong at the end of the year, seeing significant action in wins over Florida and Ole Miss ... Had career-best four tackles and a pass breakup in win over Florida ... Followed that with a pair of tackles and a pass breakup in win over Ole Miss ... Had three tackles in win over Arkansas.

HIGH SCHOOL: One of the nation's top prep prospects for the Class of 2020 ... Ranked No. 19 in the 247Sports Composite Rankings and listed as a Top 300 overall prospect ... As a senior at Klein Oak, was a two-way standout ... Recorded four

GAME 4: LSU

interceptions on the defensive side of the ball and caught 66 passes for 1,307 yards and 18 touchdowns on offense ... Totaled 15 interceptions during his prep career ... On offense, capped his career with 2,593 receiving yards and 34 touchdowns ... Competed in the 2020 All-American Bowl in San Antonio, where he recorded two interceptions.

PERSONAL: Born Feb. 6, 2002.

Regular Season Comparison: Defensive - LSU

date	opp	w/l	gp/gs	tackles		asst	sack	yds.	int	tfl	pd	qh	misc		
				tot	solo								td	ff	fr
11/12/22	Razorbacks vs. Fighting Tigers	L	S	2	2	0	0.0	0.0	0	0	0	0	0	0	0
Totals		0/1	1/1	2	2	0	0.0	0.0	0	0	0	0	0	0	0

Regular Season Defensive Statistics

			TACKLES										INTERCEPTIONS						O. FUMB				ST				MISC			
DATE	Team	GP	GS	TK	s	a	tfl	yds	sk	yds	qh	no	yds	lg	td	pd	ff	fr	td	yds	TK	s	a	ff	fr	s	a			
2020	LSU	0	0	9	8	1	0	0	0.0	0.0	0	0	0	0	0	2	0	0	0	0	0	0	0	0	0	0	0			
2021	LSU	9	6	32	26	6	2	2	0.0	0.0	1	1	37	37	1	5	1	0	0	0	0	0	0	0	0	0	0			
2022	Arkansas	13	13	52	43	9	1	1	0.0	0.0	0	4	48	51	0	10	2	1	0	0	0	0	0	0	0	0	0			
2023	Arkansas	3	2	4	4	0	1	1	0.0	0.0	0	1	16	16	0	1	1	0	0	0	0	0	0	0	0	0	0			
Totals		25	21	97	81	16	4	4	0.0	0.0	1	6	101	51	1	18	4	1	0	0	0	0	0	0	0	0	0			

SINGLE-GAME HIGHS: DEFENSIVE

Total Tackles	8 vs. Ole Miss, Nov 19, 2022	Fumble Recoveries	1 vs. Ole Miss, Nov 19, 2022
	8 at Alabama, Nov 06, 2021		1 vs. Western Caro., Sep 02, 2023
	7 at Auburn, Oct 29, 2022		1 vs. Auburn, Oct 02, 2021
	5 at BYU, Oct 15, 2022		1 vs. Central Mich., Sep 18, 2021
	5 vs. Auburn, Oct 02, 2021		1 vs. Western Caro., Sep 02, 2023
Solo Tackles	...1 more at 5.	Interceptions	1 vs. Alabama, Oct 01, 2022
	7 at Auburn, Oct 29, 2022		1 vs. South Carolina, Sep 10, 2022
	7 at Alabama, Nov 06, 2021		...2 more at 1.
	6 vs. Ole Miss, Nov 19, 2022		Interception Return Yards
	5 at BYU, Oct 15, 2022		51 vs. Cincinnati, Sep 03, 2022
Passes Defensed	5 vs. Auburn, Oct 02, 2021	Interception Return Yards	37 vs. Florida, Oct 16, 2021
	2 vs. Florida, Oct 16, 2021		
	1 vs. Ole Miss, Nov 19, 2022		
	1 vs. Liberty, Nov 05, 2022		
	1 at Auburn, Oct 29, 2022		
Forced Fumbles	...7 more at 1.		
	1 vs. Ole Miss, Nov 19, 2022		
	1 at BYU, Oct 15, 2022		
	1 at Alabama, Nov 06, 2021		

GAME 4: LSU

2023 Game-By-Game Regular Season STATISTICS (Arkansas)

2023 Game-By-Game Regular Season STATISTICS (Arkansas)																															
			TACKLES							INTERCEPTIONS							O. FUMB					ST					MISC				
date	Opponent	p/s	TK	s	a	sk	yds	tfl	yds	QH	NO	yds	lg	td	pd	ff	fr	td	yds	TK	s	a	ff	fr	s	a	w/l	score			
09/02	Western Caro.	S	1	1	0	0.0	0.0	1	1	0	1	16	16	0	0	0	0	0	0	0	0	0	0	0	0	0	W	56-13			
09/09	Kent St.	S	0	0	0	0.0	0.0	0	0	0	0	0	0	0	0	0	0	0	0	0	0	0	0	0	0	W	28-6				
09/16	BYU	P	3	3	0	0.0	0.0	0	0	0	0	0	0	0	1	1	0	0	0	0	0	0	0	0	0	0	L	31-38			
2023 totals		3-2	4	4	0	0.0	0.0	1	1	0	1	16	16	0	1	1	0	0	0	0	0	0	0	0	0	0	2-1				



Isaac TESLAA 4 WIDE RECEIVER

Hometown: Hudsonville, Mich.
Height: 6'4"
Weight: 216lbs
Birthday: 2/20/02
Class: Senior

2023 (SENIOR): Hauled in three receptions for 66 yards and a touchdown in season opener vs. Western Carolina ... Totaled three receptions for a team-leading 51 yards against Kent State ... Caught four passes for 26 yards against BYU.

At Hillsdale College

2022 (JUNIOR): Named the Great Midwest American Conference Offensive Player of the Year and team MVP after hauling in 68 passes for 1,325 yards and 13 touchdowns ... Earned All-American Honorable Mention recognition from Don Hansen Football Committee ... Caught at least one pass in all 11 games for Hillsdale while recording seven 100-yard receiving games and averaging 120.5 yards per game ... Opened the season with seven catches for 157 yards and a pair of scores in win at Lake Erie (9/3) ... Followed up with a career game in win over Walsh (9/10), posting career-bests in receptions (8), yards (189) and touchdowns (3) ... Caught five passes for 49 yards and a score in a loss to Truman (9/17) ... Matched his career-best with eight receptions at Missouri S&T (9/24), catching a TD pass for the fourth straight game with two scores and 177 yards ... Racked up 85 yards on six catches at Kentucky Wesleyan (10/1) but was held out of the end zone for the first time during the 2022 season ... Had only one reception for 55 yards against Tiffin (10/8) ... Caught seven passes for 96 yards and a TD at Northwood (10/15) ... Posted his first of four straight 100-yard games with six receptions for 107 yards and two touchdowns against Findlay (10/22) ... Tallied six catches for 116 in win over Ashland (10/29) ... Snagged a pair of scores on six catches for 146 yards against Michigan Tech (11/5) ... Matched his career-best for the third time during the season with eight receptions for 148 yards at Ohio Dominican in season finale ... Transferred to Arkansas following the season in order to participate in spring practice.

2021 (SOPHOMORE): Had a breakout season for the Chargers, seizing a starting job in the second week of the season and finishing the year as Hillsdale's leader in receptions (45), receiving yards (698) and receiving touchdowns (7) to earn second-team all-conference ... Finished fourth in the Great Midwest American Conference in receiving yards and third in touchdown catches with fewer catches than any other player in the top eight of either category (45) ... Recorded his first career 100-yard game with 166 yards and a score on nine catches against Indianapolis (9/11) ... Earned G-MAC Offensive Player of the Week honors after hauling in three touchdown passes and recording the eighth-most receiving yards in school history with 193 yards against Findlay (10/23) ... Named the team's Outstanding Offensive Back following the 2021 season.

2020-21 (FRESHMAN): Saw action on special teams before earning a spot in the starting lineup midseason as a true freshman ... Finished second on the team in total receiving yardage (93) and led the Chargers in yards per catch (18.6) in just three games ... His 51-yard reception against Ohio Dominican (4/24) was Hillsdale's longest offensive play from scrimmage in the Spring 2021 season, and his 69 yards against the Panthers were a team best during the season.

HIGH SCHOOL: Led Unity Christian to a MHSAA Division 5 state title in 2018 and a Division 4 semifinal appearance in 2019 as the team's QB ... Also starred on the hardwood for the Crusaders, winning the 2018-19 Division 2 state championship ... Earned OK Green All-Conference honors in both 2018 and 2019, and was named first-team All-State in Division 4 in 2019 ... As a senior, ran for 1,139 yards and 14 touchdowns with 448 yards passing and 10 more touchdowns ... Won a Division 2 regional championship in the long jump in 2019, setting the Unity Christian school record with a distance of 22' 3.75" ... Graduated Summa Cum Laude from Unity Christian with a 4.0 GPA.

PERSONAL: Son of Mark and Stephanie TeSlaa ... Has three sisters - Maddie, Ellie and Josie ... Father played wide receiver at Hillsdale (1992-96), earning team MVP honors in 1996 ... The Athletic named him one of the top available transfers out of

GAME 4: LSU

Hillsdale College ... TRANSFERRED TO ARKANSAS OVER: Arizona, Baylor, Colorado, Houston, Iowa, Iowa State, Miami, Oklahoma State, Ole Miss, Nebraska, Purdue, Texas A&M, Wisconsin, among others.

Regular Season Rushing/Receiving Statistics

DATE	Team	GP	GS	RECEIVING					RUSHING				
				no.	yds.	avg.	lg	td	no.	yds.	avg.	lg	td
2020	Hillsdale	0	0	5	93	18.6	51	0	0	0	0.0	0	0
2021	Hillsdale	10	9	45	698	15.5	81	6	0	0	0.0	0	0
2022	Hillsdale	11	11	68	1,325	19.5	76	13	0	0	0.0	0	0
2023	Arkansas	3	3	10	143	14.3	36	1	1	0	0.0	0	0
Totals		24	23	128	2,259	17.6	81	20	1	0	0.0	0	0

Regular Season Return Statistics

KICKOFF RETURNS													PUNT RETURNS				
DATE	Team	ret.	yds.	avg.	lg	td	no.	fc	yds.	avg.	lg	td					
2020	Hillsdale	0	0	0.0	0	0	0	0	0	0.0	0	0					
2021	Hillsdale	0	20	0.0	20	0	0	0	0	0.0	0	0					
2022	Hillsdale	0	0	0.0	0	0	2	0	1	0.5	1	0					
2023	Arkansas	0	0	0.0	0	0	0	0	0	0.0	0	0					
Totals		0	20	0.0	20	0	2	0	1	0.5	1	0					

SINGLE-GAME HIGHS: RECEIVING

Receptions	10 at Truman St., Sep 18, 2021 9 at Findlay, Oct 23, 2021 8 at Missouri S&T, Sep 24, 2022 8 vs. Walsh, Sep 10, 2022 7 at Northwood, Oct 15, 2022 ...1 more at 7.	Receiving TDs	3 vs. Walsh, Sep 10, 2022 2 vs. Michigan Tech, Nov 05, 2022 2 vs. Findlay, Oct 22, 2022 2 at Missouri S&T, Sep 24, 2022 ...2 more at 2.
Receiving Yards	193 at Findlay, Oct 23, 2021 189 vs. Walsh, Sep 10, 2022 177 at Missouri S&T, Sep 24, 2022 166 vs. UIndy, Sep 11, 2021 157 at Lake Erie, Sep 03, 2022	All-Purpose Yards	193 at Findlay, Oct 23, 2021 189 vs. Walsh, Sep 10, 2022 177 at Missouri S&T, Sep 24, 2022 166 vs. UIndy, Sep 11, 2021 157 at Lake Erie, Sep 03, 2022
Receiving Average	27.7 vs. UIndy, Sep 11, 2021 24.3 vs. Michigan Tech, Nov 05, 2022 23.6 vs. Walsh, Sep 10, 2022 22.4 at Lake Erie, Sep 03, 2022 22.1 at Missouri S&T, Sep 24, 2022		

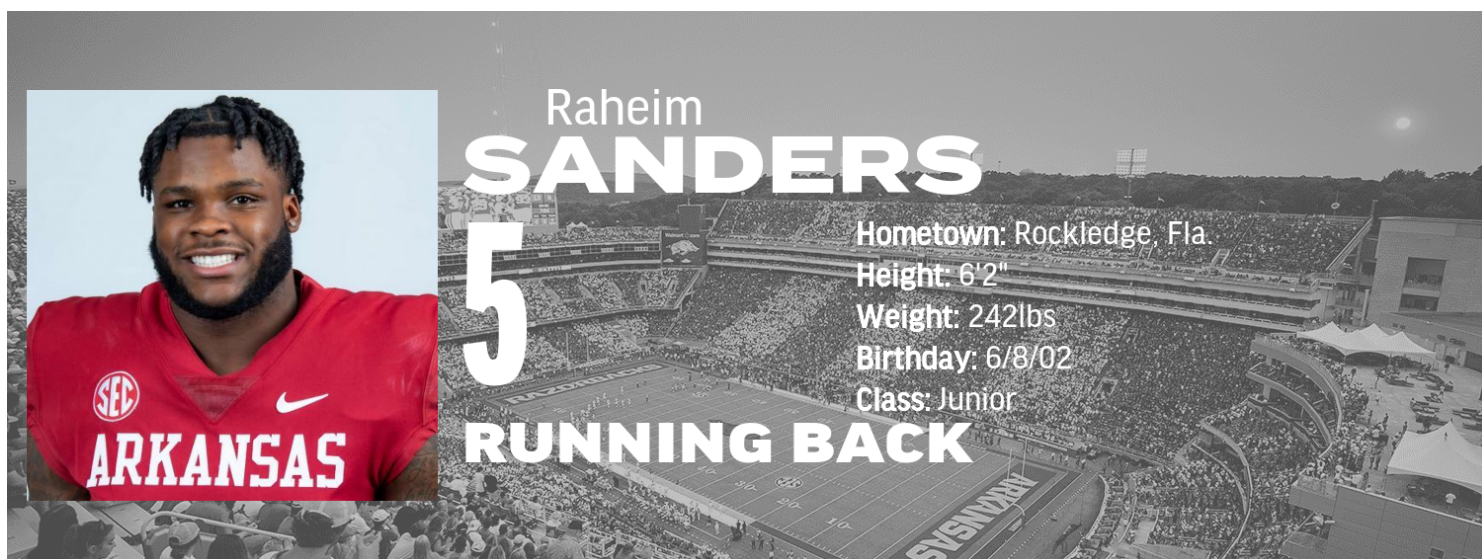
GAME 4: LSU

100-Yard Receiving Games (9): Regular Season

date	team	no.	yds.	avg.	lg	td
09/11/21	UINDY	6	166	27.7	63	1
10/23/21	at Findlay	9	193	21.4	81	2
09/03/22	at Lake Erie	7	157	22.4	70	2
09/10/22	WALSH	8	189	23.6	53	3
09/24/22	at Missouri S&T	8	177	22.1	76	2
10/22/22	FINDLAY	6	107	17.8	46	2
10/29/22	ASHLAND	6	116	19.3	41	0
11/05/22	MICHIGAN TECH	6	146	24.3	42	2
11/12/22	at Ohio Dominican	8	148	18.5	42	0

2023 Game-By-Game Regular Season STATISTICS (Arkansas)

date	Opponent	p/s	RECEIVING					RUSHING					w/l	score
			no.	yds.	avg.	lg	td	no.	yds.	avg.	lg	td		
09/02	Western Caro.	S	3	66	22.0	31	1	0	0	0.0	0	0	W	56-13
09/09	Kent St.	S	3	51	17.0	36	0	0	0	0.0	0	0	W	28-6
09/16	BYU	S	4	26	6.5	15	0	1	0	0.0	0	0	L	31-38
2023 totals		3-3	10	143	14.3	36	1	1	0	0.0	0	0	2-1	



Raheim SANDERS
5
RUNNING BACK

Hometown: Rockledge, Fla.
 Height: 6'2"
 Weight: 242lbs
 Birthday: 6/8/02
 Class: Junior

2023 Walter Camp Award Watch List

2023 Doak Walker Award Watch List

2023 Maxwell Award Watch List

2023 Preseason First-Team All-SEC (Athlon, Phil Steele, Media)

2023 Preseason Second-Team All-American (Phil Steele)

2022 First-Team All-SEC (AP, USA Today)

2022 Second-Team All-SEC (Coaches, PFF)

2022 Fall SEC Academic Honor Roll

2021 SEC All-Freshman (Coaches)

2021 First-Year SEC Academic Honor Roll

2023 (JUNIOR): Recorded his sixth career game with multiple rushing touchdowns after finishing with 15 carries for 42 yards and two scores in season opener vs. Western Carolina ... Did not play vs. Kent State and BYU due to injury.

2022 (SOPHOMORE): Started all 13 games, emerging as one of the nation's premiere running backs with 1,443 yards rushing and 10 touchdowns to go with 28 receptions for 271 yards and two scores ... His 1,443 rushing yards are the fourth-most by a Razorback all time and ranked second in the SEC and 13th nationally ... One of just 20 players at the FBS level to average of 100 yards rushing per game, averaging 111.0 yards per game ... His 6.50 yards per carry ranks fifth in school history and is the best since Felix Jones set the school record in 2007 ... 222 carries ranks 10th all time at Arkansas for a single season ... His seven 100-yard games are tied for the third-most in a season in school history and his eight 100-yard games in his career already put him 11th all time at Arkansas in just 26 career games ... Proved to be versatile out of the backfield, catching at least one pass in 11 of 13 games (is the team's leading returning receiver in receptions, yards and touchdowns) ... Ran for 117 yards on 20 carries with three catches for 12 yards in season-opening win over Cincinnati (Sept. 3) ... Scored twice and rolled to 156 yards on 24 carries to go with three more receptions and 30 yards in victory vs. South Carolina (Sept. 10) ... Found the end zone twice in win over Missouri State (Sept. 17), taking a shovel pass 73 yards for a score and rushing for 167 yards on 22 carries with another touchdown for a total of 242 yards, making him one of just two SEC players (Florida's Percy Harvin) in history since 2000 to record 150+ rushing yards with a rushing TD and 70+ receiving yards with a receiving TD ... Held under 100 yards for the first time during the season with 68 yards on 17 carries vs. Texas A&M (Sept. 24) ... Became just the sixth Razorback – first since Rakeem Boyd in 2018 – to rush for 100+ yards against Alabama (Oct. 1), gaining 101 yards on 22 carries with a touchdown ... Ran for 86 yards and a score on 20 carries with four receptions for 49 yards at Mississippi State (Oct. 8) ... Posted back-to-back games with 170+ yards rushing, going for 175 yards and two TDs on 15 carries in win at BYU (Oct. 15) and followed up with 171 yards on 16 carries in win at Auburn (Oct. 29) ... Performance at Auburn garnered him his first SEC Offensive Player of the Week accolade ... Gained 60 yards on 17 carries vs. Liberty (Nov. 5) ... Rushed for 46 yards on 12 carries vs. LSU (Nov. 5) ... Recorded a career-best 232 yards – fifth-most in Arkansas history – with a career-high three touchdowns on 24 carries in bowl-clinching win over Ole Miss (Nov. 19) to earn his second SEC Offensive Player of the Week honor of the season ... Caught three passes for 22 yards and a score to go with 47 yards rushing on 10 carries at Missouri (Nov. 25) ... Injured early in AutoZone Liberty Bowl victory vs. Kansas (Dec. 28), rushing for just 17 yards on three carries.

GAME 4: LSU

2021 (FRESHMAN): Earned SEC All-Freshman honors from the league's coaches after playing in all 13 games finishing with 578 rushing yards (5.2 ypc) and five touchdowns on the ground while also contributing 11 receptions for 109 yards and a score ... Part of a Razorback rushing attack that saw four different Hogs gain over 500 yards for the first time since 1975 ... Tallied 706 all-purpose yards on the year ... Ranked second on the team in rushing yards ... Registered one 100-yard rushing game (at Ole Miss), logging three runs of 20+ yards on the season ... Had two games with multiple rushing touchdowns on the year ... In his collegiate debut, ran the ball seven times for 44 yards against Rice (Sept. 4) ... Rushed eight times for 50 yards while scoring his first collegiate touchdown against Texas (Sept. 11) ... Carried the ball 10 times for 43 yards against Georgia Southern (Sept. 18) ... Rushed the ball six times for 27 yards against Texas A&M (Sept. 25) ... Registered 21 rushing yards on six attempts and recorded his first collegiate reception for 22 yards at Georgia (Oct. 2) ... Went for a career-high 139 yards on 17 rushing attempts (8.2 ypc) with a long of 42 yards and added a career-best three receptions for 26 yards at Ole Miss (Oct. 9) ... His 139 rushing yards were the most by an Arkansas rusher during the season ... Racked up 64 yards on 16 carries and hauled in one reception for seven yards against Auburn (Oct. 16) ... Rushed for 46 yards on nine attempts against UAPB (Oct. 23) ... Tallied 26 yards on eight carries while tying his career high in receptions with three for 41 yards, including a long of 24 yards, against Mississippi State (Nov. 6) ... Had one reception at LSU (Nov. 13) ... Rushed the ball six times for 18 yards and carded two receptions for 16 yards and a score at Alabama (Nov. 20) ... Carried the ball eight times for 21 yards and a season high two touchdowns in victory against Missouri (Nov. 26) ... Charted 79 yards on 13 carries in bowl win over Penn State (Jan. 1).

HIGH SCHOOL: Rated a four-star prospect by 247Sports and Rivals and a three-star prospect by ESPN ... Rated the No. 19 player in Florida by 247Sports and No. 8 athlete in the country ... Slotted at No. 160 in the Top247 list ... Ranked No. 250 in Rivals250 ... Played running back, wide receiver and linebacker for head coach Wayne Younger at Rockledge High School ... As a senior, rushed for 317 yards (15.9 ypc) and four touchdowns while making 24 catches for 391 yards (16.3 ypc) with four touchdowns ... Also totaled 237 kick return yards with a touchdown ... As a junior rushed for 33 yards (6.6 ypc) and a touchdown, made 15 catches for 368 yards (24.5 ypc) with two scores and registered 225 kickoff return yards ... Defensively, made 24 tackles in his high school career, totaling 8.0 tackles for loss and 6.0 sacks as a junior ... Made a career-high six catches for 165 yards and two touchdowns in a win over Bayside High School ... Appeared in the state playoffs each of the last two seasons, finishing with a 7-2 record as a senior and an 8-2 record as a junior ... Also, played basketball and competed in track and field at Rockledge ... Averaged 9.5 points and 5.7 rebounds as a junior ... **CHOSE ARKANSAS OVER:** Oklahoma, Auburn, Miami (Fla.), Florida State, UCF and others.

PERSONAL: Born June 8, 2002 ... Has a son, Raheim Jr. ... Impressed in the weight room during the offseason, bench pressing 365 pounds and squatting 515 pounds to be among the team's best.

Regular Season Comparison: Receiving - LSU

date	opp	w/l	gp/gs	rec	yds.	avg.	td	lg	tgts	yac
11/13/21	Razorbacks @ Fighting Tigers	W	P	1	-3	-3.0	0	0	0	2
11/12/22	Razorbacks vs. Fighting Tigers	L	S	2	0	0.0	0	2	0	9
Totals		1/1	2/1	3	-3	-1.0	0	2	0	11

Regular Season Rushing/Receiving Statistics

RUSHING									RECEIVING				
DATE	Team	GP	GS	no.	yds.	avg.	lg	td	no.	yds.	avg.	lg	td
2021	Arkansas	13	0	114	578	5.1	42	5	11	109	9.9	24	1
2022	Arkansas	13	13	222	1,443	6.5	76	10	28	271	9.7	73	2
2023	Arkansas	1	0	15	42	2.8	14	2	2	-4	-2.0	0	0
Totals		27	13	351	2,063	5.9	76	17	41	376	9.2	73	3

GAME 4: LSU

Regular Season Return Statistics

DATE	Team	KICKOFF RETURNS						PUNT RETURNS				
		ret.	yds.	avg.	lg	td	no.	fc	yds.	avg.	lg	td
2021	Arkansas	0	19	0.0	19	0	0	0	0	0.0	0	0
2022	Arkansas	0	0	0.0	0	0	0	0	0	0.0	0	0
2023	Arkansas	0	0	0.0	0	0	0	0	0	0.0	0	0
Totals		0	19	0.0	19	0	0	0	0	0.0	0	0

SINGLE-GAME HIGHS: RUSHING/RECEIVING

Rush Attempts	24 vs. Ole Miss, Nov 19, 2022	Receiving Yards	75 vs. Missouri St., Sep 17, 2022
	24 vs. South Carolina, Sep 10, 2022		49 at Mississippi St., Oct 08, 2022
	22 vs. Alabama, Oct 01, 2022		41 vs. Mississippi St., Nov 06, 2021
	22 vs. Missouri St., Sep 17, 2022		30 vs. South Carolina, Sep 10, 2022
	20 at Mississippi St., Oct 08, 2022		29 vs. Ole Miss, Nov 19, 2022
	...1 more at 20.	Receiving Average	13.7 vs. Mississippi St., Nov 06, 2021
Rushing Yards	232 vs. Ole Miss, Nov 19, 2022		12.3 at Mississippi St., Oct 08, 2022
	175 at BYU, Oct 15, 2022		10.0 vs. South Carolina, Sep 10, 2022
	171 at Auburn, Oct 29, 2022		8.7 at Ole Miss, Oct 09, 2021
	167 vs. Missouri St., Sep 17, 2022		5.8 vs. Ole Miss, Nov 19, 2022
	156 vs. South Carolina, Sep 10, 2022		1 vs. Missouri St., Sep 17, 2022
Rushing Average	11.7 at BYU, Oct 15, 2022	Receiving TDs	1 at Alabama, Nov 20, 2021
	10.7 at Auburn, Oct 29, 2022		
	9.7 vs. Ole Miss, Nov 19, 2022		All-Purpose Yards
	8.2 at Ole Miss, Oct 09, 2021		261 vs. Ole Miss, Nov 19, 2022
	7.6 vs. Missouri St., Sep 17, 2022		242 vs. Missouri St., Sep 17, 2022
Rushing TDs	3 vs. Ole Miss, Nov 19, 2022	Kickoff Return Yards	186 vs. South Carolina, Sep 10, 2022
	2 at BYU, Oct 15, 2022		179 at BYU, Oct 15, 2022
	2 vs. South Carolina, Sep 10, 2022		177 at Auburn, Oct 29, 2022
	2 vs. Penn St., Jan 01, 2022		19 vs. Texas, Sep 11, 2021
	...1 more at 2.		
Receptions	5 vs. Ole Miss, Nov 19, 2022		
	4 at Mississippi St., Oct 08, 2022		
	3 vs. South Carolina, Sep 10, 2022		
	3 vs. Cincinnati, Sep 03, 2022		
	3 vs. Mississippi St., Nov 06, 2021		
	...1 more at 3.		

GAME 4: LSU

100-Yard Rushing Games (8): Regular Season

date	team	att.	yds.	avg.	lg	td
10/09/21	at Ole Miss	17	139	8.2	42	0
09/03/22	CINCINNATI	20	117	5.9	37	0
09/10/22	SOUTH CAROLINA	24	156	6.5	47	2
09/17/22	MISSOURI ST.	22	167	7.6	43	1
10/01/22	ALABAMA	22	101	4.6	26	1
10/15/22	at BYU	15	175	11.7	64	2
10/29/22	at Auburn	16	171	10.7	76	0
11/19/22	OLE MISS	24	232	9.7	68	3

2023 Game-By-Game Regular Season STATISTICS (Arkansas)

RUSHING

RECEIVING

date	Opponent	p/s	no.	yds.	avg.	lg	td	no.	yds.	avg.	lg	td	w/l	score
09/02	Western Caro.	P	15	42	2.8	14	2	2	-4	-2.0	0	0	W	56-13
09/09	Kent St.												W	28-6
09/16	BYU												L	31-38
2023 totals			1-0	15	42	2.8	14	2	2	-4	-2.0	0	0	2-1

Rashod
DUBINION
7
RUNNING BACK

Hometown: Cedar Grove HS
Height: 5'10"
Weight: 216lbs
Birthday: 11/12/03
Class: Sophomore

2023 (SOPHOMORE): Carded 10 carries for 34 yards (3.4 yards per touch) and a score vs. Kent State ... Set career highs in rushing attempts (13) and rushing yards (47) vs. BYU.

2022 (FRESHMAN): Played in all 13 games as a true freshman, starting the AutoZone Liberty Bowl victory over Kansas (Dec. 28) ... Ran for 293 yards (fourth on the team) and five touchdowns (third-most on team) on 71 carries ... Added 12 catches for 108 yards and a score ... Made his collegiate debut in win over Cincinnati (Sept. 3) with two carries for 16 yards and a reception for 29 yards ... Carried the ball eight times for 15 yards and his first career touchdown, a one-yard run in win vs. South Carolina (Sept. 10) ... Ran for five yards on two carries in victory vs. Missouri State (Sept. 17) ... Ran for 17 yards on two carries vs. Texas A&M (Sept. 24) ... Gained 10 yards on four carries and hauled in one pass for 14 yards vs. Alabama (Oct. 1) ... Ran for a then career-best 28 yards on seven carries at Mississippi State (Oct. 8) ... Caught a career-best four passes for 40 yards and his first career receiving touchdown in win at BYU (Oct. 15), adding 16 yards rushing on four carries ... Scored twice on just five carries and 11 yards in win at Auburn (Oct. 29) ... Ran for 40 yards on six carries in win vs. Ole Miss (Nov. 19) ... Gained 26 yards on six carries at Missouri (Nov. 25) ... Produced his best game of the season in win over Kansas, running for 112 yards and two touchdowns on 20 carries to go with three receptions for 19 yards.

HIGH SCHOOL: Enrolled early at Arkansas and participated in spring practices ... Rated a four-star prospect by Rivals and a three-star prospect by 247Sports and ESPN ... The No. 37 player in Georgia and No. 21 athlete in the nation according to 247Sports ... Played for head coach John Adams at Cedar Grove High School ... Won a state championship, helping the team to a 12-3 record as a senior ... Ran 180 times for 1,565 yards (8.7 ypc) and 22 touchdowns and added 10 catches for 149 yards (14.9 ypc) with a touchdown ... Contributed three kick-off returns for 205 yards (68.3 ypr) and a touchdown ... As a junior rushed 72 times for 536 yards (7.4 ypc) and nine touchdowns and caught eight passes for 129 yards (16.1 ypc) and three touchdowns ... As a freshman, played for head coach Jimmy Smith at Cedar Grove, who is now Arkansas' running backs coach ... Totaled 61 rushes for 501 yards (8.2 ypc) and seven touchdowns and returned two punts for touchdowns on a 14-1 team that won the state championship ... **CHOSE ARKANSAS OVER:** Georgia, Baylor, Florida, Auburn, Ole Miss and others.

PERSONAL: Son of Byron Scott and Lawanda Dubinion ... Has two brothers, Jaquez and Armond, and two sisters, Arkeyviondra and Neeorayah ... Born November 12, 2003.

Regular Season Comparison: Receiving - LSU										
date	opp	w/l	gp/gs	rec	yds.	avg.	td	lg	tgts	yac
11/12/22	Razorbacks vs. Fighting Tigers	L	P	1	1	1.0	0	1	0	1
Totals		0/1	1/0	1	1	1.0	0	1	0	1

GAME 4: LSU

Regular Season Rushing/Receiving Statistics

DATE	Team	GP	GS	RUSHING					RECEIVING				
				no.	yds.	avg.	lg	td	no.	yds.	avg.	lg	td
2022	Arkansas	13	1	71	293	4.1	26	5	12	108	9.0	29	1
2023	Arkansas	3	0	26	96	3.7	15	1	2	8	4.0	7	0
Totals		16	1	97	389	4.0	26	6	14	116	8.3	29	1

Regular Season Return Statistics

		KICKOFF RETURNS					PUNT RETURNS					
DATE	Team	ret.	yds.	avg.	lg	td	no.	fc	yds.	avg.	lg	td
2022	Arkansas	0	0	0.0	0	0	1	0	3	3.0	3	0
2023	Arkansas	0	0	0.0	0	0	0	0	0	0.0	0	0
Totals		0	0	0.0	0	0	1	0	3	3.0	3	0

SINGLE-GAME HIGHS: RUSHING/RECEIVING

Rush Attempts	10 vs. Kent St., Sep 09, 2023	Receiving Average	10.0 at BYU, Oct 15, 2022	
	8 vs. South Carolina, Sep 10, 2022		Receiving TDs	1 at BYU, Oct 15, 2022
	7 at Mississippi St., Oct 08, 2022		All-Purpose Yards	56 at BYU, Oct 15, 2022
	6 vs. Ole Miss, Nov 19, 2022			45 vs. Cincinnati, Sep 03, 2022
	5 at Auburn, Oct 29, 2022			39 vs. Ole Miss, Nov 19, 2022
Rushing Yards	40 vs. Ole Miss, Nov 19, 2022	Punt Return Yards	34 vs. Kent St., Sep 09, 2023	
	34 vs. Kent St., Sep 09, 2023		28 at Mississippi St., Oct 08, 2022	
	28 at Mississippi St., Oct 08, 2022		3 vs. Kansas, Dec 28, 2022	
	17 at Texas A&M, Sep 24, 2022		Punt Returns	1 vs. Kansas, Dec 28, 2022
	16 at BYU, Oct 15, 2022			
	...1 more at 16.			
Rushing Average	4.0 at Mississippi St., Oct 08, 2022			
	3.4 vs. Kent St., Sep 09, 2023			
	1.9 vs. South Carolina, Sep 10, 2022			
Rushing TDs	2 at Auburn, Oct 29, 2022			
	1 vs. Kent St., Sep 09, 2023			
	1 vs. South Carolina, Sep 10, 2022			
Receptions	4 at BYU, Oct 15, 2022			
	1 vs. Western Caro., Sep 02, 2023			
	1 vs. Ole Miss, Nov 19, 2022			
	1 vs. LSU, Nov 12, 2022			
	...2 more at 1.			
Receiving Yards	40 at BYU, Oct 15, 2022			
	29 vs. Cincinnati, Sep 03, 2022			
	14 vs. Alabama, Oct 01, 2022			
	1 vs. Western Caro., Sep 02, 2023			
	1 vs. LSU, Nov 12, 2022			

GAME 4: LSU

100-Yard Rushing Games (1): Regular Season

date	team	att.	yds.	avg.	lg	td
12/28/22	at Arkansas	20	112	5.6	26	2

2023 Game-By-Game Regular Season STATISTICS (Arkansas)

RUSHING

RECEIVING

date	Opponent	p/s	no.	yds.	avg.	lg	td	no.	yds.	avg.	lg	td	w/l	score
09/02	Western Caro.	P	3	15	5.0	7	0	1	1	1.0	1	0	W	56-13
09/09	Kent St.	P	10	34	3.4	9	1	0	0	0.0	0	0	W	28-6
09/16	BYU	P	13	47	3.6	15	0	1	7	7.0	7	0	L	31-38
2023 totals		3-0	26	96	3.7	15	1	2	8	4.0	7	0	2-1	



Trajan
JEFFCOAT

7

Hometown: Columbia, S.C.

Height: 6'4"

Weight: 281lbs

Birthday: 10/7/99

Class: Senior

DEFENSIVE LINEMAN

2023 Preseason Fourth-Team All-SEC (Phil Steele)

2020 First-Team All-SEC (AP, Coaches)

2020, 2021 SEC Academic Honor Roll

2023 (REDSHIRT SENIOR): Carded three tackles with 2.0 tackles for loss (-11), including 1.5 sacks for a loss of nine yards, in win against Kent State ... Recorded a career high 1.5 sacks in the win ... Named SEC Defensive Lineman of the Week (Sept. 11) ... Had two tackles for a loss of five yards vs. BYU.

At Missouri

2022 (REDSHIRT SENIOR): Saw action in all 13 games, making 11 starts, to run his total to 47 games in his career for the Tigers ... Finished the regular season with 21 total tackles, 2.5 TFLs and a sack ... Made three tackles and 0.5 tackles for loss at Auburn (Sept. 24) ... Had three tackles, 1.5 tackles for loss and a sack against Georgia (Oct. 1) ... Recorded three tackles against Kentucky (Nov. 5) ... Transferred to Arkansas following the season and participated in spring practice.

2021 (REDSHIRT JUNIOR): Started all 13 games on the defensive line with 34 tackles, 23 of which were solo stops ... Racked up 10 tackles for loss for 56 yards ... Had 3.5 sacks and tied for the team lead with four QB hurries ... Forced a fumble in the season opener against Central Michigan (Sept. 4) and recovered a fumble against South Carolina (Nov. 13) ... Recorded 3.5 TFL against Florida (Nov. 20) to earn SEC Defensive Lineman of the Week honors.

2020 (REDSHIRT SOPHOMORE): First-team All-SEC selection by the Associated Press and the league's coaches ... Recorded 23 tackles, 6.0 TFL, 6.0 sacks, seven quarterback hurries and a forced fumble ... His 6.0 sacks led the team and 6.0 TFL ranked third on the squad ... Recorded sacks in six of 10 games ... Made three tackles and notched a sack in first action vs. No. 2 Alabama (Sept. 26) ... Made three tackles and had 1.0 sack at No. 20 Tennessee (Oct. 3) ... Registered 1.0 sack, three tackles and four quarterback hurries vs. No. 17/16 LSU (Oct. 10) ... Recorded four tackles and 1.0 sack against No. 12/10 Georgia (Dec. 12) ... Had a career-high five tackles and 1.0 sack vs. Arkansas (Dec. 5).

2019 (SOPHOMORE): Redshirted during his second season at Missouri.

2018 (FRESHMAN): Saw action in all 13 games ... Totaled seven tackles, including one quarterback sack, which came in the regular-season finale against Arkansas (Nov. 23) as the Tigers pitched their first conference shutout (38-0) since 2010 ... Made two tackles in Mizzou's Homecoming win over Memphis (Oct. 20).

HIGH SCHOOL: Rivals.com rated him as a three-star prospect at DE and the No. 19 prospect in the state of South Carolina ... 247Sports.com rated him a two-star prospect ... Participated in the South Carolina Shrine Bowl ... Guided Irmo to its first six-win season since 2013 as a senior in 2017 ... Led the team with 13.0 sacks and 23 additional quarterback hurries ... Finished third on the team with 72 tackles from his defensive end spot ... Forced three fumbles as a senior.

PERSONAL: Son of Tawanna Jeffcoat and Chatric Darby ... Has two siblings, Raniyah Williams and Fa'Quon Jeffcoat.

GAME 4: LSU

Regular Season Comparison: Defensive - LSU

date	opp	w/l	gp/gs	tackles		asst	sack	yds.	int	tfl	pd	qh	misc		
				tot	solo								td	ff	fr
10/10/20	Tigers vs. Fighting Tigers	W	X	3	3	0	1.0	3.0	0	1	0	4	0	0	0
Totals		1/0	1/1	3	3	0	1.0	3.0	0	1	0	4	0	0	0

Regular Season Defensive Statistics

			TACKLES								INTERCEPTIONS						O. FUMB				ST				MISC			
DATE	Team	GP	GS	TK	s	a	tfl	yds	sk	yds	qh	no	yds	lg	td	pd	ff	fr	td	yds	TK	s	a	ff	fr	s	a	
2018	Missouri	0	0	7	6	1	1	1	1.0	2.0	3	0	0	0	0	0	0	0	0	0	0	0	0	0	0	0	0	
2020	Missouri	0	0	23	18	5	6	6	6.0	32.0	7	0	0	0	0	0	1	0	0	0	0	0	0	0	0	0	0	
2021	Missouri	12	12	34	23	11	9	10	3.5	37.0	4	0	0	0	0	1	1	1	2	0	0	0	0	0	0	0	0	
2022	Missouri	13	11	21	14	7	1	2	1.0	5.0	3	0	0	0	0	0	0	0	0	0	0	0	0	0	0	0	0	
2023	Arkansas	3	3	5	3	2	3	4	1.5	9.0	0	0	0	0	0	0	0	0	0	0	0	0	0	0	0	0	0	
Totals		28	26	90	64	26	20	23.5	13.0	85.0	17	0	0	0	0	1	2	1	2	0	0	0	0	0	0	0	0	

SINGLE-GAME HIGHS: DEFENSIVE

Total Tackles	5 at Arkansas, Nov 26, 2021	Forced Fumbles	1 vs. Central Mich., Sep 04, 2021
	4 vs. Florida, Nov 20, 2021		Fumble Recoveries 1 vs. South Carolina, Nov 13, 2021
	3 vs. Kent St., Sep 09, 2023		Tackles For Loss 3 vs. Florida, Nov 20, 2021
	3 vs. Kentucky, Nov 05, 2022		1 vs. Kent St., Sep 09, 2023
	3 vs. Georgia, Oct 01, 2022		1 vs. Georgia, Oct 01, 2022
	...7 more at 3.		1 vs. South Carolina, Nov 13, 2021
Solo Tackles	3 vs. Florida, Nov 20, 2021	...8 more at 1.	
	3 at Boston College, Sep 25, 2021		
	3 vs. LSU, Oct 10, 2020		
	2 vs. Kentucky, Nov 05, 2022		
	...12 more at 2.		
Sacks	1.5 vs. Kent St., Sep 09, 2023		
	1.0 vs. Georgia, Oct 01, 2022		
	1.0 vs. Florida, Nov 20, 2021		
	1.0 vs. North Texas, Oct 09, 2021		
	...4 more at 1.0.		
Passes Defensed	1 vs. North Texas, Oct 09, 2021		

GAME 4: LSU

2023 Game-By-Game Regular Season STATISTICS (Arkansas)

			TACKLES							INTERCEPTIONS							O. FUMB					ST				MISC					
date	Opponent	p/s	TK	s	a	sk	yds	tfl	yds	QH	NO	yds	lg	td	pd	ff	fr	td	yds	TK	s	a	ff	fr	s	a	w/l	score			
09/02	Western Caro.	S	0	0	0	0.0	0.0	0	0	0	0	0	0	0	0	0	0	0	0	0	0	0	0	0	0	0	W	56-13			
09/09	Kent St.	S	3	1	2	1.5	9.0	1	2	0	0	0	0	0	0	0	0	0	0	0	0	0	0	0	0	0	W	28-6			
09/16	BYU	S	2	2	0	0.0	0.0	2	2	0	0	0	0	0	0	0	0	0	0	0	0	0	0	0	0	0	L	31-38			
2023 totals		3-3	5	3	2	1.5	9.0	3	4	0	0	0	0	0	0	0	0	0	0	0	0	0	0	0	0	0	2-1				



Jayden
JOHNSON
8
DEFENSIVE BACK

Hometown: Cedartown, Ga.
Height: 6'2"
Weight: 206lbs
Birthday: 7/22/03
Class: Junior

2023 (JUNIOR): Totaled five tackles (four solo), one forced fumble and one interception in season opener vs. Western Carolina ... Part of a Razorback defense that picked off four passes vs. the Catamounts ... Had eight tackles (three solo) and 0.5 tackle for loss vs. Kent State.

2022 (SOPHOMORE): Played in 12 games with seven starts, making a career-best 35 tackles with 2.5 tackles for loss and a forced fumble ... Recorded a pair of tackles in season-opening win over Cincinnati (Sept. 3) ... Earned his first start of the season vs. South Carolina (Sept. 10), making three tackles, including a sack, to go with a forced fumble in the victory ... Tallied a career-best 1.5 tackles for loss as part of five-tackle game vs. Missouri State (Sept. 17) ... Recorded six stops vs. Texas A&M (Sept. 24) ... Made three tackles vs. Alabama (Oct. 1) ... Logged a pair of tackles at Mississippi State (Oct. 8) ... Posted a career-high eight tackles vs. LSU (Nov. 12) ... Finished the season with three tackles at Missouri (Nov. 25) and one stop in victory over Kansas in the AutoZone Liberty Bowl (Dec. 28).

2021 (FRESHMAN): Appeared in 11 games with three starts as a true freshman ... Finished with 24 tackles with nine being solo and 15 being assisted stops ... Totaled two tackles for loss ... According to Pro Football Focus, saw action in 337 snaps with 269 coming on defense and 68 on special teams ... Registered six games with multiple tackles ... Recorded first career tackle in season opening win over Rice (Sept. 4) ... Finished with two stops including a tackle for loss against Georgia Southern (Sept. 18) ... Compiled four tackles, including a tackle for a loss at Georgia (Oct. 2) ... Made one solo stop against Ole Miss (Oct. 9) ... Filed one assisted tackle versus Auburn (Oct. 16) ... Made first career start, tallying two assisted stops in win over UAPB (Oct. 23) ... Logged second straight start and totaled three tackles in win over Mississippi State (Nov. 6) ... Recorded third consecutive start, finishing with a career high six tackles in road win at LSU (Nov. 13) ... Charted three stops at Alabama (Nov. 20) ... Totaled one solo stop in Outback Bowl win over Penn State (Jan. 1).

HIGH SCHOOL: Consensus three-star prospect by 247Sports, Rivals and ESPN ... Rated the No. 44 safety in the country by ESPN ... Played on both sides of the ball, seeing time at quarterback, wide receiver, running back, cornerback and safety for head coach Jamie Abrams at Cedartown High School ... Named the No. 26 player in Georgia by 247Sports ... As a senior, rushed 48 times for 347 yards (7.2 ypc) and five touchdowns, made 17 receptions for 336 yards (19.8 ypc) and three touchdowns, while also adding 17 tackles, three interceptions, a pass deflection, a forced fumble and a fumble recovery ... As a senior, won a Region 7A-4 Conference championship ... **CHOSE ARKANSAS OVER:** South Carolina, Georgia Tech, Oklahoma, Kansas State, Virginia and others.

PERSONAL: Born July 22, 2003

GAME 4: LSU

Regular Season Comparison: Defensive - LSU

date	opp	w/l	gp/gs	tackles		asst	sack	yds.	int	tfl	pd	qh	misc		
				tot	solo								td	ff	fr
11/13/21	Razorbacks @ Fighting Tigers	W	S	6	2	4	0.0	0.0	0	0	0	0	0	0	0
11/12/22	Razorbacks vs. Fighting Tigers	L	S	8	3	5	0.0	0.0	0	0	0	0	0	0	0
Totals		1/1	2/2	14	5	9	0.0	0.0	0	0	0	0	0	0	0

Regular Season Defensive Statistics

DATE	Team	GP	GS	TACKLES					INTERCEPTIONS					O. FUMB					ST					MISC			
				TK	s	a	tfl	yds	sk	yds	qh	no	yds	lg	td	pd	ff	fr	td	yds	TK	s	a	ff	fr	s	a
2021	Arkansas	11	3	24	9	15	2	2	0.0	0.0	0	0	0	0	0	0	0	0	0	0	0	0	0	0	0	0	0
2022	Arkansas	12	7	35	18	17	2	2	1.5	8.0	3	0	0	0	0	0	1	0	0	0	0	0	0	0	0	0	0
2023	Arkansas	3	2	15	8	7	0	0	0.0	0.0	0	1	0	0	0	0	1	0	0	0	0	0	0	0	0	0	0
Totals		26	12	74	35	39	4	5	1.5	8.0	3	1	0	0	0	0	2	0	0	0	0	0	0	0	0	0	0

SINGLE-GAME HIGHS: DEFENSIVE

Total Tackles	8 vs. Kent St., Sep 09, 2023	Forced Fumbles	1 vs. Western Caro., Sep 02, 2023
	8 vs. LSU, Nov 12, 2022		1 vs. South Carolina, Sep 10, 2022
	6 at Texas A&M, Sep 24, 2022		1 vs. Missouri St., Sep 17, 2022
	6 at LSU, Nov 13, 2021		1 vs. South Carolina, Sep 10, 2022
	5 vs. Western Caro., Sep 02, 2023		1 at Georgia, Oct 02, 2021
Solo Tackles	...1 more at 5.	Tackles For Loss	...1 more at 1.
	4 vs. Western Caro., Sep 02, 2023		1 vs. Western Caro., Sep 02, 2023
	3 vs. Kent St., Sep 09, 2023		
	3 vs. LSU, Nov 12, 2022		
	3 at Texas A&M, Sep 24, 2022		
Sacks	...1 more at 3.		
	1.0 vs. South Carolina, Sep 10, 2022		
	0.5 vs. Missouri St., Sep 17, 2022		

2023 Game-By-Game Regular Season STATISTICS (Arkansas)

			TACKLES							INTERCEPTIONS							O. FUMB				ST				MISC					
date	Opponent	p/s	TK	s	a	sk	yds	tfl	yds	QH	NO	yds	lg	td	pd	ff	fr	td	yds	TK	s	a	ff	fr	s	a	w/l	score		
09/02	Western Caro.	S	5	4	1	0.0	0.0	0	0	0	1	0	0	0	0	1	0	0	0	0	0	0	0	0	0	0	W	56-13		
09/09	Kent St.	S	8	3	5	0.0	0.0	0	0	0	0	0	0	0	0	0	0	0	0	0	0	0	0	0	0	W	28-6			
09/16	BYU	P	2	1	1	0.0	0.0	0	0	0	0	0	0	0	0	0	0	0	0	0	0	0	0	0	0	L	31-38			
2023 totals		3-2	15	8	7	0.0	0.0	0	0	0	1	0	0	0	0	1	0	0	0	0	0	0	0	0	0	0	2-1			



Taurean
CARTER

9

Hometown: Mansfield, Texas

Height: 6'3"

Weight: 303lbs

Birthday: 3/5/01

Class: Senior

DEFENSIVE LINEMAN

2020, 2021, 2022 Fall SEC Academic Honor Roll

2023 (REDSHIRT SENIOR): Made three tackles, including a sack for a loss of four yards, and had a QB hurry in season opener vs. Western Carolina ... Had four tackles and a 0.5 tackle for a loss of a yard against Kent State ... Totaled four tackles and a 0.5 tackle for loss against BYU.

2022 (REDSHIRT JUNIOR): Missed the entire season after enduring a knee injury near the end of spring practice.

2021 (REDSHIRT SOPHOMORE): Appeared in all 13 games totaling 24 tackles, three tackles for loss, one sack and one pass break-up ... Registered five games with multiple tackles ... According to Pro Football Focus, played in 262 snaps with 244 at defensive line and 18 on special teams ... Made a career high six tackles and 0.5 tackles for loss in season opening win over Rice (Sept. 4) ... Made one assisted stop and broke up one pass in win against Texas (Sept. 11) ... Collected four tackles in victory versus Georgia Southern (Sept. 18) ... Recorded one stop in win over Texas A&M (Sept. 25) ... Made two stops against Georgia (Oct. 2) ... Filed one assisted stop at Ole Miss (Oct. 09) ... Logged one solo stop against Auburn (Oct. 16) ... Finished with three tackles in win over UAPB (Oct. 23) ... Made first career sack in road victory over LSU (Nov. 13) ... Totaled one tackle for loss at Alabama (Nov. 20) ... Posted three assisted stops in win against Missouri (Nov. 26).

strong>REDSHIRT FRESHMAN (2020): Played in eight games and made one start against LSU (Nov. 21) ... Totaled 11 tackles (four solo) and one pass broken up ... Made two stops in the season opener and broke up a pass against Georgia (Sept. 26) ... Had one tackle at Texas A&M (Oct. 31) ... Totaled a career-high three tackles in the win against Tennessee (Nov. 7) ... Wrapped up one tackle at Florida (Nov. 14) ... Tied career-high with three stops against LSU (Nov. 21) ... Registered one tackle in the season finale against Alabama (Dec. 12) ... According to Pro Football Focus, played in 155 defensive and 10 special teams snaps ... Posted a season-best defensive game grade of 71.1 against Georgia ... Recorded three games with a tackling grade over 70.

FRESHMAN (2019): Did not play during the 2019 season.

HIGH SCHOOL: Three-star prospect by Rivals, 247Sports and ESPN ... Rated as the No. 30 defensive tackle in the country by Rivals ... Ranked No. 51 overall in the state of Texas by 247Sports ... Four-year varsity letterwinner at Mansfield Legacy High School in Mansfield, Texas ... Tallied 28 total tackles, eight for loss with four sacks, 15 quarterback hurries and a forced fumble in 2018 ... Invited to play in the Offense-Defense All-American Bowl on Dec. 31 ... Racked up 63 total tackles, 38 solo, with 14 for loss as a junior in 2017 ... Posted seven sacks with a forced fumble, helping the Broncos to a 10-3 overall record and a berth in the Texas High School Football 5A-II semifinals ... Had 66 tackles, 39 solo, with six for loss, all sacks, and seven QBH as a sophomore on the 11-3 state quarterfinal Mansfield Legacy squad ... **CHOOSE ARKANSAS OVER:** Florida, Michigan State, Oklahoma State, Purdue, TCU, Texas, Texas Tech, Wisconsin and others.

PERSONAL: Taurean Carter (tour-ee-an) ... Born March 5, 2001 ... Son of Chantal Brown and Taurean Carter Sr. ... Has four siblings, Z'Kharyah, Anthony, Don and Natilya.

GAME 4: LSU

Regular Season Comparison: Defensive - LSU

date	opp	w/l	gp/gs	tackles		asst	sack	yds.	int	tfl	pd	qh	misc		
				tot	solo								td	ff	fr
11/21/20	Razorbacks vs. Fighting Tigers	L	X	3	1	2	0.0	0.0	0	0	0	0	0	0	0
11/13/21	Razorbacks @ Fighting Tigers	W	P	1	1	0	1.0	2.0	0	1	0	0	0	0	0
Totals		1/1	2/1	4	2	2	1.0	2.0	0	1	0	0	0	0	0

Regular Season Defensive Statistics

DATE	Team	GP	GS	TACKLES					INTERCEPTIONS					O. FUMB					ST					MISC			
				TK	s	a	tfl	yds	sk	yds	qh	no	yds	lg	td	pd	ff	fr	td	yds	TK	s	a	ff	fr	s	a
2020	Arkansas	0	0	11	4	7	0	0	0.0	0.0	0	0	0	0	0	1	0	0	0	0	0	0	0	0	0	0	0
2021	Arkansas	13	0	24	6	18	2	3	1.0	2.0	0	0	0	0	0	1	0	0	0	0	0	0	0	0	0	0	0
2022	Arkansas	0	0	0	0	0	0	0	0.0	0.0	0	0	0	0	0	0	0	0	0	0	0	0	0	0	0	0	0
2023	Arkansas	3	3	11	3	8	1	2	1.0	4.0	1	0	0	0	0	0	0	0	0	0	0	0	0	0	0	0	0
Totals		16	3	46	13	33	3	5	2.0	6.0	1	0	0	0	0	2	0	0	0	0	0	0	0	0	0	0	0

SINGLE-GAME HIGHS: DEFENSIVE

Total Tackles	6 vs. Rice, Sep 04, 2021	Passes Defensed	1 vs. Texas, Sep 11, 2021
	4 vs. Kent St., Sep 09, 2023		1 vs. Georgia, Sep 26, 2020
	4 vs. Ga. Southern, Sep 18, 2021		1 vs. Western Caro., Sep 02, 2023
	3 vs. Western Caro., Sep 02, 2023		1 at LSU, Nov 13, 2021
	3 vs. Missouri, Nov 26, 2021		1 vs. Ark.-Pine Bluff, Oct 23, 2021
	...1 more at 3.		
Solo Tackles	2 vs. Western Caro., Sep 02, 2023		
	1 at LSU, Nov 13, 2021		
	1 vs. Ark.-Pine Bluff, Oct 23, 2021		
	1 vs. Auburn, Oct 16, 2021		
	...3 more at 1.		
Sacks	1.0 vs. Western Caro., Sep 02, 2023		
	1.0 at LSU, Nov 13, 2021		

2023 Game-By-Game Regular Season STATISTICS (Arkansas)

			TACKLES							INTERCEPTIONS							O. FUMB					ST					MISC					
date	Opponent	p/s	TK	s	a	sk	yds	tfl	yds	QH	NO	yds	lg	td	pd	ff	fr	td	yds	TK	s	a	ff	fr	s	a	w/l	score				
09/02	Western Caro.	S	3	2	1	1.0	4.0	1	1	1	0	0	0	0	0	0	0	0	0	0	0	0	0	0	0	0	W	56-13				
09/09	Kent St.	S	4	0	4	0.0	0.0	0	0	0	0	0	0	0	0	0	0	0	0	0	0	0	0	0	0	0	W	28-6				
09/16	BYU	S	4	1	3	0.0	0.0	0	0	0	0	0	0	0	0	0	0	0	0	0	0	0	0	0	0	0	L	31-38				
2023 totals		3-3	11	3	8	1.0	4.0	1	2	1	0	0	0	0	0	0	0	0	0	0	0	0	0	0	0	0	2-1					

2023 Shaun Alexander Freshman of the Year Preseason Watch List

2023 (FRESHMAN): Started in season opener vs. Western Carolina ... Had two receptions for 19 yards against the Catamounts ... Caught three passes for 26 yards vs. Kent State ... Burst onto the scene vs. BYU, hauling in four passes for 78 yards and a score.

High School: Enrolled early at Arkansas in order to go through spring practice ... A consensus four-star prospect according to 247Sports, Rivals, ESPN and On3 ... No. 87 prospect in ESPN 300 rankings ... No. 182 prospect in Top247 rankings ... Rated the No. 2 player in Oklahoma and the No. 3 tight end in the country by ESPN ... No. 4 player in Oklahoma and the No. 9 tight end nationally according to 247Sports Composite ... Played for head coach Loren Montgomery at Bixby High School in Bixby, Okla. ... As a sophomore on varsity, recorded 32 catches for 703 yards (22.0 ypc) and nine touchdowns ... Also rushed for a pair of two-point conversions ... As a junior, hauled in 33 passes for 436 yards (13.2 ypc) and two touchdowns ... As a senior, tallied 35 receptions for 597 yards (17.1 ypc) and nine touchdowns ... Also rushed for a 17-yard touchdown and caught three two-point conversions ... **CHOSE ARKANSAS OVER:** Alabama, Baylor, Colorado, Florida State, Iowa State, Kansas, Kansas State, LSU, Miami (FL), Michigan, Michigan State, Missouri, Nebraska, Ohio State, Oklahoma, Oklahoma State, Ole Miss, Oregon, Penn State, South Carolina, TCU, Tennessee, Texas, Texas A&M, Texas Tech, USC, Utah and others.

Personal: Son of Darren and Stacy Hasz ... Has two siblings, Dylan and Jenna ... Twin brother, Dylan, is also a member of the Razorbacks' 2023 signing class ... Birthdate: April 19, 2004.

Regular Season Rushing/Receiving Statistics

DATE	Team	GP	GS	RECEIVING					RUSHING				
				no.	yds.	avg.	lg	td	no.	yds.	avg.	lg	td
2023	Arkansas	3	3	9	123	13.7	30	1	0	0	0.0	0	0
Totals		3	3	9	123	13.7	30	1	0	0	0.0	0	0

Regular Season Return Statistics

KICKOFF RETURNS													PUNT RETURNS				
DATE	Team	ret.	yds.	avg.	lg	td	no.	fc	yds.	avg.	lg	td					
2023	Arkansas	0	0	0.0	0	0	0	0	0	0.0	0	0					
Totals		0	0	0.0	0	0	0	0	0	0.0	0	0					

GAME 4: LSU

SINGLE-GAME HIGHS: RECEIVING

Receptions	3 vs. Kent St., Sep 09, 2023	Receiving Average	8.7 vs. Kent St., Sep 09, 2023
	2 vs. Western Caro., Sep 02, 2023	All-Purpose Yards	26 vs. Kent St., Sep 09, 2023
Receiving Yards	26 vs. Kent St., Sep 09, 2023		19 vs. Western Caro., Sep 02, 2023
	19 vs. Western Caro., Sep 02, 2023		

2023 Game-By-Game Regular Season STATISTICS (Arkansas)

date	Opponent	p/s	RECEIVING					RUSHING					w/l	score
			no.	yds.	avg.	lg	td	no.	yds.	avg.	lg	td		
09/02	Western Caro.	S	2	19	9.5	14	0	0	0	0.0	0	0	W	56-13
09/09	Kent St.	S	3	26	8.7	10	0	0	0	0.0	0	0	W	28-6
09/16	BYU	S	4	78	19.5	30	1	0	0	0.0	0	0	L	31-38
2023 totals		3-3	9	123	13.7	30	1	0	0	0.0	0	0	2-1	



Alfahiym
WALCOTT
13
DEFENSIVE BACK

Hometown: Wilmington, N.C.

Height: 6'2"

Weight: 210lbs

Birthday: 12/20/99

Class: Senior

2023 (REDSHIRT SENIOR): Totaled two tackles and a PBU vs. Kent State ... Had season best three stops vs. BYU.

At Baylor

2022 (REDSHIRT SENIOR): Earned Second-Team All-Big 12 honors from the Associated Press and Pro Football Network ... Also named Fourth-Team All-Big 12 by Phil Steele and earned honorable mention all-league honors from the league's coaches ... Played in all 13 games with 12 starts at the STAR position ... Played several early season games with a hard cast on his hand ... Finished the year ranked second on the team with 82 tackles, including 10 tackles for a loss and two sacks to go with three forced fumbles, one interception and four pass breakups ... Had two games with 10-plus tackles ... Opened the year with four stops and a breakup vs. Albany (9/3) ... Had four tackles and half a tackle for a loss at No. 21 BYU (9/10), also breaking up a pass ... Had nine tackles and forced a fumble in a win over Texas State (9/17) ... Went for seven stops and a tackle for a loss in a win at Iowa State (9/24) ... Had seven tackles and 1.5 for a loss vs. No. 7 Oklahoma State (10/1) ... Finished with five tackles at West Virginia (10/13) ... Had four stops, including a sack and a pass breakup, in a win over Kansas (10/22) ... Had eight tackles, a tackle for a loss and an interception in a win at Texas Tech (10/29) ... Had seven tackles and a breakup in a win at Oklahoma (11/5) ... Totaled a season-best 11 tackles with two for a loss vs. No. 19 Kansas State (11/12) ... Had four tackles vs. No. 4 TCU (11/19) ... Recorded a 17-yard sack and forced two fumbles to go with 10 tackles at No. 23 Texas (11/25) ... Had two stops vs. Air Force in the Armed Forces Bowl (12/22) ... Was named preseason Fourth-Team All-Big 12 selection by Athlon.

2021 (REDSHIRT JUNIOR): Played 12 games starting the final eight games in 2021 ... Finished seventh on the team with 30 tackles ... Set a Sugar Bowl Record with a 96-yard interception return for a touchdown against Ole Miss ... Had one tackle in his season debut at Kansas (9/18) ... Notched six solo tackles including a tackle for loss and a pass breakup against Iowa State (9/25) ... Recorded four solo tackles in his career-first start at Oklahoma State (10/2) ... Tallied five tackles against West Virginia (10/9) ... Had a pass breakup against BYU (10/16) ... Notched six tackles and a pass breakup against Texas (10/30) ... Recorded a pass breakup at TCU (11/6) ... Collected his first interception along with two tackles in an upset win over Oklahoma (11/13) ... Grabbed his second interception of the season and had one tackle at Kansas State (11/20) ... Made one tackle against Texas Tech (11/27) ... Contributed four tackles in a Big 12 Championship Game victory over Oklahoma State (12/4) ... Scored his career-first touchdown on the second-longest interception return in Baylor history (96 yards) against Ole Miss in the Sugar Bowl (1/1).

2020 (REDSHIRT SOPHOMORE): Played eight games, primarily on special teams ... Totaled three tackles on the year ... Made the first tackle of his Baylor career at Oklahoma (12/5) ... Tallied two tackles in the season finale vs. Oklahoma State (12/12).

At Butler CC

2019 (REDSHIRT FRESHMAN): Played one season at Butler (Kan.) Community College for coach Tim Schaffner ... Appeared in 13 games ... Helped team to 10-3 record and win over Trinity Valley CC in the Midwest Classic Bowl ... Tallied 70 tackles (52 solo) with three interceptions ... Added 3.0 tackles for loss and two forced fumbles ... Finished with 14 pass breakups ... Honorable Mention All-Jayhawk Conference ... Top game came on Aug. 31 against Snow College where he finished with eight tackles, an interception and a forced fumble ... Against Dodge City, totaled nine tackles with six solo stops, an interception and two pass breakups.

2018 (FRESHMAN): Redshirted 2018 season.

GAME 4: LSU

HIGH SCHOOL: Prepped at Laney High School in Wilmington, N.C. for coach Ashaad Yeoman ... Had 20 carries for 146 yards and two touchdowns as a senior ... Added 21 receptions for 349 yards and two touchdowns ... Three-star prospect ... No. 14 Junior College defensive back prospect according to 247Sports ... No. 123 on 247Sports' JUCO list ... No. 28 player in North Carolina ... ESPN's No. 15 junior college corner nationally ... Selected Baylor over Auburn.

PERSONAL: Son of Jocelyn Crawford.

Regular Season Defensive Statistics

		TACKLES										INTERCEPTIONS						O. FUMB				ST				MISC			
DATE	Team	GP	GS	TK	s	a	tfl	yds	sk	yds	qh	no	yds	lg	td	pd	ff	fr	td	yds	TK	s	a	ff	fr	s	a		
2020	Baylor	0	0	3	2	1	0	0	0.0	0.0	0	0	0	0	0	0	0	0	0	0	0	0	0	0	0	0	0		
2021	Baylor	11	7	30	27	3	1	1	0.0	0.0	0	3	101	96	1	5	0	0	0	0	0	0	0	0	0	0	0		
2022	Baylor	13	12	82	43	39	8	10	2.0	20.0	0	1	4	4	0	4	3	0	0	0	0	0	0	0	0	0	0		
2023	Arkansas	3	3	8	5	3	0	0	0.0	0.0	0	0	0	0	0	1	0	0	0	0	0	0	0	0	0	0	0		
Totals		27	22	123	77	46	9	11	2.0	20.0	0	4	105	96	1	10	3	0	0	0	0	0	0	0	0	0	0		

SINGLE-GAME HIGHS: DEFENSIVE

Total Tackles	11 vs. Kansas St., Nov 12, 2022 9 vs. Texas St., Sep 17, 2022 8 at Texas Tech, Oct 29, 2022 7 at Oklahoma, Nov 05, 2022 7 vs. Oklahoma St., Oct 01, 2022 ...1 more at 7.	Forced Fumbles	1 vs. Texas St., Sep 17, 2022
		Tackles For Loss	2 vs. Kansas St., Nov 12, 2022 1 at Texas Tech, Oct 29, 2022 1 vs. Kansas, Oct 22, 2022 1 vs. Oklahoma St., Oct 01, 2022 ...3 more at 1.
Solo Tackles	7 vs. Kansas St., Nov 12, 2022 6 vs. Iowa St., Sep 25, 2021 5 at Texas Tech, Oct 29, 2022 5 vs. Texas, Oct 30, 2021 4 vs. Oklahoma St., Oct 01, 2022 ...3 more at 4.	Interceptions	1 at Texas Tech, Oct 29, 2022 1 at Ole Miss, Jan 01, 2022 1 at Kansas St., Nov 20, 2021 ...1 more at 1.
Sacks	1.0 vs. Kansas, Oct 22, 2022		
Passes Defensed	1 vs. Kent St., Sep 09, 2023 1 at Oklahoma, Nov 05, 2022 1 vs. Kansas, Oct 22, 2022 ...7 more at 1.		

2023 Game-By-Game Regular Season STATISTICS (Arkansas)

			TACKLES							INTERCEPTIONS							O. FUMB					ST					MISC				
date	Opponent	p/s	TK	s	a	sk	yds	tfl	yds	QH	NO	yds	lg	td	pd	ff	fr	td	yds	TK	s	a	ff	fr	s	a	w/l	score			
09/02	Western Caro.	S	3	2	1	0.0	0.0	0	0	0	0	0	0	0	0	0	0	0	0	0	0	0	0	0	0	0	W	56-13			
09/09	Kent St.	S	2	1	1	0.0	0.0	0	0	0	0	0	0	0	1	0	0	0	0	0	0	0	0	0	0	0	W	28-6			
09/16	BYU	S	3	2	1	0.0	0.0	0	0	0	0	0	0	0	0	0	0	0	0	0	0	0	0	0	0	0	L	31-38			
2023 totals		3-3	8	5	3	0.0	0.0	0	0	0	0	0	0	0	1	0	0	0	0	0	0	0	0	0	0	0	2-1				



Jaedon
WILSON
13
WIDE RECEIVER

Hometown: DeSoto, Texas

Height: 6'3"

Weight: 179lbs

Birthday: 8/31/03

Class: Sophomore

2023 (REDSHIRT SOPHOMORE): Reeled in four receptions for a team-high 83 yards and a touchdown in season opener vs. Western Carolina ... Caught first career touchdown pass - a 65-yard reception - on Arkansas' opening drive vs. the Catamounts ... Recorded two receptions for 31 yards vs. Kent State ... Caught two passes for 16 yards vs. BYU.

2022 (REDSHIRT FRESHMAN): Played in eight games, catching three passes for 49 yards ... Caught his first collegiate pass at BYU (Oct. 15), hauling in a two-yard reception ... Made his biggest impact to date as a Razorback in victory over Kansas (Dec. 28) in AutoZone Liberty Bowl, catching two passes for 47 yards, including a 30-yard pass ... Also added a two-point reception in second overtime of win vs. Jayhawks ... Contributed on special teams.

2021 (FRESHMAN): Redshirt during his first season ... Appeared in one game, making his collegiate debut against Georgia Southern (Sept. 18) and playing in seven offensive snaps ... Did not record any statistics.

HIGH SCHOOL: Rated a consensus three-star prospect by 247Sports, Rivals and ESPN ... Rated the No. 96 wide receiver in his class and the No. 96 overall player in Texas by 247Sports ... Played wide receiver and was a senior captain for head coach Claude Mathis at DeSoto High School ... As a senior, made 25 catches for 488 yards (19.5 ypc) and eight touchdowns ... Totaled three two-touchdown games against Lake Ridge, Midway and Waco ... As a junior, hauled in 28 receptions for 520 yards (18.6 ypc) and seven touchdowns ... Made three grabs for a career-high 137 yards and two touchdowns against Mansfield ... In his sophomore year, made 29 grabs for 276 yards (9.5 ypc) ... **CHOSE ARKANSAS OVER:** Illinois, Louisville, Northwestern, Oregon State, Houston and others.

Regular Season Rushing/Receiving Statistics

DATE	Team	GP	GS	RECEIVING					RUSHING				
				no.	yds.	avg.	lg	td	no.	yds.	avg.	lg	td
2021	Arkansas	1	0	0	0	0.0	0	0	0	0	0.0	0	0
2022	Arkansas	8	0	3	49	16.3	30	0	0	0	0.0	0	0
2023	Arkansas	3	2	7	130	18.6	65	1	0	0	0.0	0	0
Totals		12	2	10	179	17.9	65	1	0	0	0.0	0	0

Regular Season Return Statistics

Arkansas State Football Statistics - 2021-2023												
		KICKOFF RETURNS					PUNT RETURNS					
DATE	Team	ret.	yds.	avg.	lg	td	no.	fc	yds.	avg.	lg	td
2021	Arkansas	0	0	0.0	0	0	0	0	0	0.0	0	0
2022	Arkansas	0	0	0.0	0	0	0	0	0	0.0	0	0
2023	Arkansas	0	0	0.0	0	0	0	0	0	0.0	0	0
Totals		0	0	0.0	0	0	0	0	0	0.0	0	0

GAME 4: LSU

SINGLE-GAME HIGHS: RECEIVING

Receptions	3 vs. Western Caro., Sep 02, 2023 2 vs. Kent St., Sep 09, 2023 1 at BYU, Oct 15, 2022	Receiving TDs	1 vs. Western Caro., Sep 02, 2023
Receiving Yards	83 vs. Western Caro., Sep 02, 2023 31 vs. Kent St., Sep 09, 2023 2 at BYU, Oct 15, 2022	All-Purpose Yards	83 vs. Western Caro., Sep 02, 2023 31 vs. Kent St., Sep 09, 2023 2 at BYU, Oct 15, 2022
Receiving Average	27.7 vs. Western Caro., Sep 02, 2023		

2023 Game-By-Game Regular Season STATISTICS (Arkansas)

date	Opponent	p/s	RECEIVING					RUSHING					w/l	score
			no.	yds.	avg.	lg	td	no.	yds.	avg.	lg	td		
09/02	Western Caro.	S	3	83	27.7	65	1	0	0	0.0	0	0	W	56-13
09/09	Kent St.	S	2	31	15.5	31	0	0	0	0.0	0	0	W	28-6
09/16	BYU	P	2	16	8.0	13	0	0	0	0.0	0	0	L	31-38
2023 totals		3-2	7	130	18.6	65	1	0	0	0.0	0	0	2-1	



Jaheim
SINGLETARY
15
DEFENSIVE BACK

Hometown: Jacksonville, Fla.
Height: 6'2"
Weight: 187lbs
Birthday: 8/13/03
Class: Freshman

2023 (SOPHOMORE): Made first start as a Razorback in season opener vs. Western Carolina, carding six stops (four solo), including 0.5 tackle for a loss of one yard ... Had a tackle vs. Kent State ... Had one stop and a 0.5 tackle for a loss of two yards vs. BYU ... Also posted a career high two PBUs vs. the Cougars.

At Georgia

2022 (FRESHMAN): Redshirt season ... Played in three games as a true freshman but did not record any stats ... Made his collegiate debut against Samford (Sept. 10).

HIGH SCHOOL: Played for head coach O.J. Small at Riverside High School in Jacksonville, Fla. ... Selected to play in 2022 Under Armour All-American Game ... 247Sports.com four-star prospect ... Ranked as the No. 8 cornerback prospect nationally, the No. 8 prospect in Florida and the No. 66 prospect nationally ... PrepStar Magazine five-star prospect, No. 5 CB prospect, No. 3 prospect in Florida and No. 18 prospect nationally ... ESPN.com four-star prospect, No. 3 CB prospect, No. 5 prospect in Florida and No. 20 prospect nationally ... Rivals.com five-star prospect, No. 2 CB prospect, No. 2 prospect in Florida and No. 10 prospect nationally ... Helped lead Riverside HS to a 10-2 record and FHSAA Class 6A regional semifinals in his 2021 senior season ... Finished his senior season with Generals with 28 total tackles, 21 solo tackles, with seven passes defended and four interceptions ... Registered 18 tackles, 15 solo stops, with six passes defended and three interceptions in 2020 junior season ... Notched 47 total tackles, 37 solo and 11 assists in 2019 sophomore season ... Posted 27 tackles, 24 solo, with six passes defended and seven interceptions in 2018 freshman season.

Regular Season Defensive Statistics

			TACKLES										INTERCEPTIONS					O. FUMB				ST				MISC			
DATE	Team	GP	GS	TK	s	a	tfl	yds	sk	yds	qh	no	yds	lg	td	pd	ff	fr	td	yds	TK	s	a	ff	fr	s	a		
2022	Georgia	2	0	0	0	0	0	0	0.0	0.0	0	0	0	0	0	0	0	0	0	0	0	0	0	0	0	0	0		
2023	Arkansas	3	2	8	4	4	0	1	0.5	2.0	0	0	0	0	0	2	0	0	0	0	0	0	0	0	0	0	0		
Totals		5	2	8	4	4	0	1	0.5	2.0	0	0	0	0	0	2	0	0	0	0	0	0	0	0	0	0	0		

SINGLE-GAME HIGHS: DEFENSIVE

Total Tackles 6 vs. Western Caro., Sep 02, 2023
1 vs. Kent St., Sep 09, 2023

Solo Tackles 4 vs. Western Caro., Sep 02, 2023

GAME 4: LSU

2023 Game-By-Game Regular Season STATISTICS (Arkansas)

2023 Game-By-Game Regular Season STATISTICS (Arkansas)																													
		TACKLES								INTERCEPTIONS								O. FUMB				ST				MISC			
date	Opponent	p/s	TK	s	a	sk	yds	tfl	yds	QH	NO	yds	lg	td	pd	ff	fr	td	yds	TK	s	a	ff	fr	s	a	w/l	score	
09/02	Western Caro.	S	6	4	2	0.0	0.0	0	0	0	0	0	0	0	0	0	0	0	0	0	0	0	0	0	0	0	W	56-13	
09/09	Kent St.	S	1	0	1	0.0	0.0	0	0	0	0	0	0	0	0	0	0	0	0	0	0	0	0	0	0	W	28-6		
09/16	BYU	P	1	0	1	0.5	2.0	0	0	0	0	0	0	0	2	0	0	0	0	0	0	0	0	0	0	L	31-38		
2023 totals		3-2	8	4	4	0.5	2.0	0	1	0	0	0	0	0	2	0	0	0	0	0	0	0	0	0	0	0	2-1		



Isaiah
SATEGNA
16
WIDE RECEIVER

Hometown: Fayetteville, Ark.

Height: 5'11"

Weight: 180lbs

Birthday: 7/11/03

Class: Freshman

2023 (REDSHIRT FRESHMAN): Caught two passes for 15 yards in season opener vs. Western Carolina ... Was Arkansas' primary punt and kickoff returner ... Returned two punts for 51 yards, including a 39-yard long return ... Totaled 46 yards after returning two kickoffs ... Tallied a team-best 111 all-purpose yards in Week 1 ... Had an 88-yard punt return in the first quarter vs. BYU, making him the first Razorback to return a punt for a touchdown since Bryce Stephens' 82-yard return vs. Missouri State in 2022 ... Longest punt return touchdown since Joe Adams' 97-yard return vs. Ole Miss in 2010 ... Recorded a career high 149 all-purpose yards (95 punt return, 49 kickoff return) vs. BYU.

2022 (FRESHMAN): Redshirted in first season.

HIGH SCHOOL: Consensus four-star prospect by 247Sports, Rivals and ESPN ... Member of Rivals250, coming in as the No. 159 overall prospect in the nation ... Top-rated prospect in the state of Arkansas and No. 29 wide receiver according to 247Sports ... No. 1 overall prospect in Arkansas and No. 24 wide receiver in the country by Rivals ... Played wide receiver for head coach and former Arkansas QB Casey Dick at Fayetteville High School ... 172 receptions for 3,261 yards and 25 touchdowns during his high school career, including 100 catches for a nation-leading 1,908 yards and 17 touchdowns as a senior for state runner-up Bulldogs ... Totaled six rushing attempts for 157 yards and three touchdowns on the ground in his career ... Also returned kickoffs, accumulating 484 total return yards (24.2 avg.) with one kickoff return touchdown during his high school career ... Competed in track & field at Fayetteville, checking in as the No. 4 prospect in the nation for the 2022 class by MileSplit ... Named 2021-22 Gatorade Arkansas Boys Track & Field Player of the Year ... **CHOSE ARKANSAS OVER:** Auburn, Baylor, Cincinnati, Colorado, Florida State, Oregon and others.

PERSONAL: Son of Mario and Dahlia Sategna ... Has one sister, Isabella ... Born July 11, 2003.

Regular Season Rushing/Receiving Statistics

DATE	Team	GP	GS	RECEIVING					RUSHING				
				no.	yds.	avg.	lg	td	no.	yds.	avg.	lg	td
2022	Arkansas	4	0	2	12	6.0	10	0	0	0	0.0	0	0
2023	Arkansas	3	0	3	19	6.3	13	0	0	0	0.0	0	0
Totals		7	0	5	31	6.2	13	0	0	0	0.0	0	0

Regular Season Return Statistics

Arkansas State Football Team Statistics												
		KICKOFF RETURNS					PUNT RETURNS					
DATE	Team	ret.	yds.	avg.	lg	td	no.	fc	yds.	avg.	lg	td
2022	Arkansas	0	0	0.0	0	0	0	0	0	0.0	0	0
2023	Arkansas	0	112	0.0	29	0	6	0	154	25.7	88	1
Totals		0	112	0.0	29	0	6	0	154	25.7	88	1

GAME 4: LSU

SINGLE-GAME HIGHS: RUSHING/RECEIVING

Receptions	2 vs. Western Caro., Sep 02, 2023 1 at Auburn, Oct 29, 2022	Kickoff Return Yards	46 vs. Western Caro., Sep 02, 2023 17 vs. Kent St., Sep 09, 2023
Receiving Yards	14 vs. Western Caro., Sep 02, 2023 10 at Auburn, Oct 29, 2022	Punt Return Yards	51 vs. Western Caro., Sep 02, 2023 8 vs. Kent St., Sep 09, 2023
All-Purpose Yards	111 vs. Western Caro., Sep 02, 2023 25 vs. Kent St., Sep 09, 2023 10 at Auburn, Oct 29, 2022	Punt Returns	2 vs. Western Caro., Sep 02, 2023 1 vs. Kent St., Sep 09, 2023

2023 Game-By-Game Regular Season STATISTICS (Arkansas)

date	Opponent	p/s	RECEIVING					RUSHING					w/l	score
			no.	yds.	avg.	lg	td	no.	yds.	avg.	lg	td		
09/02	Western Caro.	P	2	14	7.0	13	0	0	0	0.0	0	0	W	56-13
09/09	Kent St.	P	0	0	0.0	0	0	0	0	0.0	0	0	W	28-6
09/16	BYU	P	1	5	5.0	5	0	0	0	0.0	0	0	L	31-38
2023 totals		3-0	3	19	6.3	13	0	0	0	0.0	0	0	2-1	

2023 Game-By-Game Regular Season STATISTICS (Arkansas)

date	Opponent	p/s	KICKOFF RETURNS					PUNT RETURNS					w/l	score
			ret	yds	avg	lg	td	no	fc	yds	avg	lg	td	
09/02	Western Caro.	P	0	46	0.0	28	0	2	0	51	25.5	39	0	W
09/09	Kent St.	P	0	17	0.0	17	0	1	0	8	8.0	8	0	W
09/16	BYU	P	0	49	0.0	29	0	3	0	95	31.7	88	1	L
2023 totals		3-0	0	112	0.0	29	0	6	0	154	25.7	88	1	2-1



Hudson
CLARK

17

DEFENSIVE BACK

Hometown: Dallas, Texas

Height: 6'2"

Weight: 188lbs

Birthday: 2/17/01

Class: Senior

2023 NFF Hampshire Honor Society Member

2022 First-Team All-SEC (USA Today)

2022 Burlsworth Trophy Nominee

2022 Jim Thorpe Award Player of the Week

2022 Fall Dean's List - Walton College of Business

2020 SEC Freshman of the Week

2020 Jim Thorpe Award Player of the Week

2020, 2021, 2022 Fall SEC Academic Honor Roll

2023 (REDSHIRT SENIOR): Compiled two solo stops, including one tackle for a loss of five yards, and intercepted a pass in season opening win vs. Western Carolina ...Part of a Razorback defense that picked off four passes vs. the Catamounts ... Logged two tackles, one fumble recovery and a PBU vs. BYU.

2022 (REDSHIRT JUNIOR): Posted career bests in games (13), starts (10) and tackles (67) while seeing playing time and starting in multiple positions in the secondary while earning first-team All-SEC honors from USA Today ... Former walk-on nominated for Burlsworth Trophy ... His 67 tackles ranked fourth on the team with his 11 pass breakups leading the team ... His two forced fumbles and two fumble recoveries were tied for the team lead ... Made three tackles, forced a fumble and broke up a pass in season-opening win over Cincinnati (Sept. 3) ... Recovered a fumble and made three tackles with pass breakup in win over South Carolina (Sept. 10) ... Broke up a pass and made one tackle vs. Texas A&M (Sept. 24) ... Recorded his first tackle for loss of the season against Alabama (Oct. 1) to go with three stops and a forced fumble ... Saw his first significant action at safety at Mississippi State (Oct. 18), making eight tackles and break up three passes ... Enjoyed a monster performance in win at BYU (Oct. 15), earning SEC Defensive Player of the Week and Paycom Jim Thorpe Award Player of the Week honors after recording a career-best 11 tackles, recovering a fumble and picking off a pass to set up a touchdown before halftime ... Made four tackles, including one for loss, in win at Auburn (Oct. 29) ... Recorded seven tackles vs. Liberty (Nov. 5) ... Broke up a pair of passes and made nine tackles vs. LSU (Nov. 12) ... Notched eight stops in win over Ole Miss (Nov. 19) ... Logged a career-best two tackles for loss as part of his four stops at Missouri (Nov. 25) ... Made four tackles in AutoZone Liberty Bowl victory vs. Kansas (Dec. 28).

2021 (REDSHIRT SOPHOMORE): Played in 12 games with four starts ... Finished with 22 tackles, one tackle for loss and one pass breakup ... According to Pro Football Focus, played in 545 snaps with 392 on defense and 153 on special teams ... Recorded nine games with at least one tackle ... Totaled five games with multiple tackles ... Recorded one assisted stop in win over Texas (Sept. 11) ... Logged one solo tackle in win against Texas A&M (Sept. 25) ... Registered two stops at Georgia (Oct. 2) ... Made one solo tackle at Ole Miss (Oct. 9) ... Logged first start of the season against Auburn, filing three tackles against the Tigers (Oct. 16) ... Carded his second game of the season with three tackles in win over Mississippi State (Nov. 6) ... Recorded one solo stop in road victory at LSU (Nov. 13) ... Tied his career high in tackles with seven and a tackle for loss in win over Missouri (Nov. 26) ... Finished with three tackles and a pass breakup in Outback Bowl win against Penn State (Jan. 1).

2020 (REDSHIRT FRESHMAN): Played in eight games and made seven starts at cornerback as a walk-on ... Team's fifth-leading tackler, posting 47 stops (32 solo) and tied for the team lead making three interceptions ... Tied for fifth on the team breaking

GAME 4: LSU

up three passes ... Saw his first collegiate action in the win at Mississippi State (Oct. 3), playing 49 snaps and making two tackles ... Earned his first career start the following week at Auburn (Oct. 10), making seven tackles, all solo, with a pass broken up ... Turned in a career performance against Ole Miss (Oct. 17), registering five tackles and three interceptions in the win ... He tied the school record for second-most picks in a single-game and tied for third in the SEC record book ... First freshman in Arkansas history to intercept three passes in the same game and first SEC freshman since Mississippi State's Darren Williams in 2003 against Troy ... Earned SEC co-Freshman of the Week, Jim Thorpe Award Player of the Week and PFF College MVP for his performance against the Rebels ... Registered nine tackles at Texas A&M (Oct. 31), wrapping up seven solo stops ... Broke up his second pass of the year and made three tackles in the win over Tennessee (Nov. 7) ... Logged seven tackles at Florida (Nov. 14) ... Totaled first double-digit tackle game, making a career-high 10 stops with his first career tackle for loss at Missouri (Dec. 5) ... Did not play in the season finale against Alabama (Dec. 12) ... During the season, head coach Sam Pittman announced on SEC Network that Clark will receive a scholarship in January ... According to Pro Football Focus, saw action in 592 defensive and 53 special teams snaps ... Recorded a season-high defensive grade of 81.7 against Ole Miss.

2019 (FRESHMAN): Did not play during the 2019 season.

HIGH SCHOOL: Four-year letterwinner at Highland Park High School in Dallas, Texas, winning three 5A state championships ... First team all-state selection as a senior and first team all-district all-district as a senior and junior ... 31-1 as a varsity starter for his career, losing only his first start ... Tabbed academic all-state in 2015 and 2016 ... Team captain as a senior for the Scots, helping the team to a spotless 16-0 record and the program's third consecutive 5A State Championship ... Finished the year with 40 tackles, 31 solo, three for loss and nine interceptions ... Earned Dave Campbell's Texas Football Player to Watch and Dallas Morning News Player of the Week in senior season ... Posted 55 total stops as a junior in 2017, with 46 unassisted, along with 14 passes defended, two interceptions, two fumbles recovered and a fumble forced, pushing Highland Park to a 15-1 overall mark ... A three-sport athlete, also lettering in basketball and track and field as a junior and senior.

PERSONAL: Born Feb. 17, 2001 ... Son of Travis and Jennifer Clark, both graduates of the University of Arkansas ... Dad, Travis, works for the Dallas Cowboys as Senior Director of Suites & Events ... Grandfather, Ronnie Clark, is in the Arkansas High School Coaches Association Hall of Fame after a 27-year tenure as head football coach of Berryville ... Graduated Magna Cum Laude in the Fall of 2022 with a degree in finance and a minor in marketing ... Pursuing his MBA in finance at the Walton College of Business.

Regular Season Comparison: Defensive - LSU															
date	opp	w/l	gp/gs	tackles		asst	sack	yds.	int	tfl	pd	qh	misc		
				tot	solo								td	ff	fr
11/21/20	Razorbacks vs. Fighting Tigers	L	X	4	0	4	0.0	0.0	0	0	1	0	0	0	0
11/13/21	Razorbacks @ Fighting Tigers	W	S	1	0	1	0.0	0.0	0	0	0	0	0	0	0
11/12/22	Razorbacks vs. Fighting Tigers	L	S	9	3	6	0.0	0.0	0	0	2	0	0	0	0
Totals		1/2	3/3	14	3	11	0.0	0.0	0	0	3	0	0	0	0

GAME 4: LSU

Regular Season Defensive Statistics

DATE	Team	GP	GS	TACKLES							INTERCEPTIONS							O. FUMB					ST					MISC			
				TK	s	a	tfl	yds	sk	yds	qh	no	yds	lg	td	pd	ff	fr	td	yds	TK	s	a	ff	fr	s	a				
2020	Arkansas	0	0	47	32	15	1	1	0.0	0.0	0	3	18	18	0	3	0	0	0	0	0	0	0	0	0	0	0	0	0	0	0
2021	Arkansas	12	4	22	9	13	1	1	0.0	0.0	0	0	0	0	0	1	0	0	0	0	0	0	0	0	0	0	0	0	0	0	0
2022	Arkansas	13	10	67	33	34	4	4	0.0	0.0	0	1	0	0	0	11	2	2	0	-5	0	0	0	0	0	0	0	0	0	0	0
2023	Arkansas	3	0	5	4	1	1	1	0.0	0.0	0	1	0	0	0	1	0	1	0	1	0	0	0	0	0	0	0	0	0	0	0
Totals		28	14	141	78	63	7	7	0.0	0.0	0	5	18	18	0	16	2	3	0	-4	0	0	0	0	0	0	0	0	0	0	0

SINGLE-GAME HIGHS: DEFENSIVE

Total Tackles	11 at BYU, Oct 15, 2022	Fumble Recoveries	1 at BYU, Oct 15, 2022
	9 vs. LSU, Nov 12, 2022		1 vs. South Carolina, Sep 10, 2022
	8 vs. Ole Miss, Nov 19, 2022		1 vs. Western Caro., Sep 02, 2023
	8 at Mississippi St., Oct 08, 2022		1 at Auburn, Oct 29, 2022
	7 vs. Liberty, Nov 05, 2022		1 vs. Alabama, Oct 01, 2022
Solo Tackles	...2 more at 7.	Tackles For Loss	...1 more at 1.
	7 at Auburn, Oct 10, 2020		3 vs. Ole Miss, Oct 17, 2020
	4 at Auburn, Oct 29, 2022		1 vs. Western Caro., Sep 02, 2023
	4 at BYU, Oct 15, 2022		1 at BYU, Oct 15, 2022
	3 vs. Ole Miss, Nov 19, 2022		18 vs. Ole Miss, Oct 17, 2020
Passes Defensed	3 vs. LSU, Nov 12, 2022	Interceptions	
	...2 more at 3.		
	3 at Mississippi St., Oct 08, 2022		
	2 vs. LSU, Nov 12, 2022		
	1 at Auburn, Oct 29, 2022		
Forced Fumbles	1 at Texas A&M, Sep 24, 2022	Interception Return Yards	
	1 vs. Missouri St., Sep 17, 2022		
	...4 more at 1.		
	1 vs. Alabama, Oct 01, 2022		
	1 vs. Cincinnati, Sep 03, 2022		

2023 Game-By-Game Regular Season STATISTICS (Arkansas)

			TACKLES							INTERCEPTIONS							O. FUMB					ST					MISC					
date	Opponent	p/s	TK	s	a	sk	yds	tfl	yds	QH	NO	yds	lg	td	pd	ff	fr	td	yds	TK	s	a	ff	fr	s	a	w/l	score				
09/02	Western Caro.	P	2	2	0	0.0	0.0	1	1	0	1	0	0	0	0	0	0	0	0	0	0	0	0	0	0	0	W	56-13				
09/09	Kent St.	P	1	0	1	0.0	0.0	0	0	0	0	0	0	0	0	0	0	0	0	0	0	0	0	0	0	W	28-6					
09/16	BYU	P	2	2	0	0.0	0.0	0	0	0	0	0	0	0	1	0	1	0	1	0	0	0	0	0	0	0	L	31-38				
2023 totals		3-0	5	4	1	0.0	0.0	1	1	0	1	0	0	0	1	0	1	0	1	0	0	0	0	0	0	0	2-1					



Chris
PAUL JR.
27
LINEBACKER

Hometown: Cordele, Ga.
Height: 6'1"
Weight: 233lbs
Birthday: 11/4/02
Class: Sophomore

2023 (REDSHIRT SOPHOMORE): Made five stops in season opener vs. Western Carolina ... Posted five tackles, including a sack for a loss of six yards, against Kent State after missing the entire first half due to a targeting call in Week 1 ... Logged seven tackles and 1.5 tackles for a loss of six yards vs. BYU.

2022 (REDSHIRT FRESHMAN): Produced an outstanding season, earning Second-Team Freshman All-American from College Football News and The Athletic and Freshman All-SEC honors from the league's coaches ... Played in all 13 games, starting the final two games of the season, making 62 tackles along with eight tackles for loss, four sacks, one forced fumble and one fumble recovery... His eight tackles for loss ranked third on the team with his four sacks ranking fourth on the squad ... Made five tackles in season-opening win over Cincinnati (Sept. 3) ... Followed up with a career-best two tackles for loss, including a sack, as part of a five-tackle performance with a forced fumble and fumble recovery in South Carolina (Sept. 10) victory ... Picked up two more tackles in win over Missouri State (Sept. 17) ... Made one stop vs. Texas A&M (Sept. 24) and added two more vs. Alabama (Oct. 1) ... Recorded five stops at Mississippi State (Oct. 8) ... Logged three tackles, including a tackle for loss, at BYU (Oct. 15) ... Notched his second sack of the season in win at Auburn (Oct. 29) as part of a five-tackle game ... Made two tackles vs. Liberty (Nov. 5) ... Matched his career-best with two tackles for loss and set a career-high with a pair of sacks vs. LSU (Nov. 12) ... Recorded a TFL for the second straight game, making seven stops in win over Ole Miss (Nov. 19) ... Earned his first career start and made it three straight games with a tackle for loss at Missouri (Nov. 25), led the team with nine tackles ... Collected a career-high 12 tackles in AutoZone Liberty Bowl victory over Kansas (Dec. 28).

2021 (FRESHMAN): Redshirted during his first season ... Appeared in four games, seeing time against Georgia Southern (Sept. 18), against UAPB (Oct. 23), against Missouri (Nov. 26) and against Penn State (Jan. 1) in the Outback Bowl win ... Made first collegiate appearance against Georgia Southern ... Credited with his first career tackle and tackle for loss against UAPB.

HIGH SCHOOL: Rated a consensus three-star prospect by 247Sports, Rivals and ESPN ... Rated the No. 22 inside linebacker in his class ... Ranked the No. 61 player in Georgia by Rivals ... Played linebacker and running back for head coach Brad Barber at Crisp County High School ... As a senior, made 91 total tackles in 11 games and added 20.0 tackles for loss and 2.5 sacks ... Also forced one fumble and blocked one punt ... Offensively, rushed eight times for 67 yards (8.4 ypc) and a touchdown and made four grabs for 57 yards (14.3 ypc) and a touchdown ... As a junior, made 157 tackles with 10.0 tackles for loss and 4.5 sacks, leading Crisp County to an 11-4 record ... He also rushed 13 times for 113 yards (8.7 ypc) and three touchdowns and also made 10 catches for 112 yards (11.2 ypc) and two touchdowns ... As a sophomore, recorded 92 tackles, 12.0 tackles for loss and 6.5 sacks, while reaching the state championship game ... **CHOSE ARKANSAS OVER:** Nebraska, Cincinnati, Louisville, Tennessee and others.

PERSONAL: Born Nov. 4, 2002 ... Son of Velieka and Chris Paul Sr. ... Father is a United States Navy veteran ... Has six older sisters and one younger brother.

GAME 4: LSU

Regular Season Comparison: Defensive - LSU

date	opp	w/l	gp/gs	tackles		asst	sack	yds.	int	tfl	pd	qh	misc		
				tot	solo								td	ff	fr
11/12/22	Razorbacks vs. Fighting Tigers	L	P	4	3	1	2.0	16.0	0	2	0	0	0	0	0
Totals		0/1	1/0	4	3	1	2.0	16.0	0	2	0	0	0	0	0

Regular Season Defensive Statistics

			TACKLES										INTERCEPTIONS					O. FUMB					ST					MISC			
DATE	Team	GP	GS	TK	s	a	tfl	yds	sk	yds	qh	no	yds	lg	td	pd	ff	fr	td	yds	TK	s	a	ff	fr	s	a				
2021	Arkansas	4	0	1	0	1	0	0	0.0	0.0	0	0	0	0	0	0	0	0	0	0	0	0	0	0	0	0	0				
2022	Arkansas	13	2	62	38	24	8	8	4.0	31.0	3	0	0	0	0	0	1	1	0	0	0	0	0	0	0	0	0				
2023	Arkansas	3	1	17	7	10	1	2	1.0	6.0	0	0	0	0	0	0	0	0	0	0	0	0	0	0	0	0	0				
Totals		20	3	80	45	35	9	11	5.0	37.0	3	0	0	0	0	0	1	1	0	0	0	0	0	0	0	0	0				

SINGLE-GAME HIGHS: DEFENSIVE

Total Tackles 7 vs. Ole Miss, Nov 19, 2022

5 vs. Kent St., Sep 09, 2023

5 vs. Western Caro., Sep 02, 2023

5 at Auburn, Oct 29, 2022

...3 more at 5.

Solo Tackles 5 vs. Ole Miss, Nov 19, 2022

5 vs. South Carolina, Sep 10, 2022

4 at Auburn, Oct 29, 2022

3 vs. Kent St., Sep 09, 2023

3 vs. LSU, Nov 12, 2022

...1 more at 3.

Sacks 2.0 vs. LSU, Nov 12, 2022

1.0 vs. Kent St., Sep 09, 2023

1.0 at Auburn, Oct 29, 2022

1.0 vs. South Carolina, Sep 10, 2022

Forced Fumbles

1 vs. South Carolina, Sep 10, 2022

Fumble Recoveries

1 vs. South Carolina, Sep 10, 2022

Tackles For Loss

2 vs. LSU, Nov 12, 2022

2 vs. South Carolina, Sep 10, 2022

1 vs. Ole Miss, Nov 19, 2022

1 at Auburn, Oct 29, 2022

...1 more at 1.

2023 Game-By-Game Regular Season STATISTICS (Arkansas)

			TACKLES							INTERCEPTIONS					O. FUMB					ST					MISC			
date	Opponent	p/s	TK	s	a	sk	yds	tfl	yds	QH	NO	yds	lg	td	pd	ff	fr	td	yds	TK	s	a	ff	fr	s	a	w/l	score
09/02	Western Caro.	P	5	1	4	0.0	0.0	0	0	0	0	0	0	0	0	0	0	0	0	0	0	0	0	0	0	0	W	56-13
09/09	Kent St.	P	5	3	2	1.0	6.0	0	1	0	0	0	0	0	0	0	0	0	0	0	0	0	0	0	0	0	W	28-6
09/16	BYU	S	7	3	4	0.0	0.0	1	1	0	0	0	0	0	0	0	0	0	0	0	0	0	0	0	0	0	L	31-38
2023 totals		3-1	17	7	10	1.0	6.0	1	2	0	0	0	0	0	0	0	0	0	0	0	0	0	0	0	0	0	2-1	

Jaheim
THOMAS
28
LINEBACKER

Hometown: Cincinnati, Ohio
Height: 6'4"
Weight: 240lbs
Birthday: 7/16/02
Class: Junior

2023 (REDSHIRT JUNIOR): Started in season opening win vs. Western Carolina, totaling a team-high eight stops (four solo), including 1.5 tackles for a loss of eight yards, and broke up a pass ... Led all Razorbacks and tallied a career high 12 tackles with 2.0 tackles for a loss of eight yards and a sack vs. Kent State ... Has led Arkansas in tackles in each of the first three games after finishing with nine stops and a QB hurry vs. BYU.

At Cincinnati

2022 (REDSHIRT SOPHOMORE): Breakout redshirt season for the Bearcats ... Third on the team with 70 total tackles and second with 6.5 tackles for loss to go along with two sacks... Appeared in all 13 games, rotating with the first team at linebacker ... Filed a half-tackle for loss in each of first three games ... Opened the season with seven stops (five solo) and a half-tackle for loss at Arkansas (Sept. 3) ... Recorded nine tackles, a half-tackle for a loss of one yard and a quarterback hurry vs. Kennesaw State (Sept. 10) ... Made three stops and a half-tackle for loss vs. Indiana (Sept. 24) ... Had seven tackles (three solo) and two sacks for a loss of 17 yards at SMU (Oct. 22) ... Tallied five tackles against Navy (Nov. 5) and six stops against ECU (Nov. 11) ... Made six tackles, including two tackles for a loss of two yards, at Temple (Nov. 19) ... Notched a career high 11 tackles against Tulane (Nov. 25) ... Capped season with eight tackles and one tackle for a loss of a yard against Louisville (Dec. 17) in the Wasabi Fenway Bowl.

2021 (REDSHIRT FRESHMAN): Appeared in 12 games with one start ... Tallied 23 tackles (nine solo), a half-sack and a quarterback hurry on the year ... Compiled two tackles in back-to-back games against Miami (Sept. 4) and Murray State (Sept. 11) to open the season ... Made a solo stop vs. Indiana (Sept. 18) ... Had career-high seven stops against UCF (Oct. 16) ... In first career career start against Tulane (Oct. 30), had four tackles and a half-sack ... Finished with three stops against Houston (Dec. 4) in the AAC Championship... Appeared in College Football Playoff Semifinals against No. 1 Alabama (Dec. 31) at the 86th Goodyear Cotton Bowl Classic.

2020 (FRESHMAN): Redshirt season ... Saw action in four games as a true freshman ... Made his collegiate debut against Austin Peay (Sept. 19) ... Totaled two tackles, with one stop apiece against Austin Peay and USF (Oct. 3).

HIGH SCHOOL: Four-star recruit out of Cincinnati's Princeton High School ... Ranked as the No. 5 recruit in Ohio by 247sports.com and the No. 22 outside linebacker nationally ... Had 73 tackles, including 46 solo, as a senior ... Finished with 6.5 sacks, one forced fumble, one fumble recovery and one interception during 2019 season ... Chose Cincinnati over Michigan State, Tennessee, Kentucky, LSU, Maryland and Louisville.

GAME 4: LSU

Regular Season Defensive Statistics


		TACKLES										INTERCEPTIONS					O. FUMB				ST				MISC			
DATE	Team	GP	GS	TK	s	a	tfl	yds	sk	yds	qh	no	yds	lg	td	pd	ff	fr	td	yds	TK	s	a	ff	fr	s	a	
2020	Cincinnati	0	0	2	0	2	0	0	0.0	0.0	0	0	0	0	0	0	0	0	0	0	0	0	0	0	0	0	0	
2021	Cincinnati	9	0	23	9	14	0	0	0.5	3.0	1	0	0	0	0	0	0	0	0	0	0	0	0	0	0	0	0	
2022	Cincinnati	13	0	70	25	45	4	6	2.0	17.0	1	0	0	0	0	0	0	0	0	0	0	0	0	0	0	0	0	
2023	Arkansas	3	3	29	13	16	2	3	1.5	8.0	1	0	0	0	0	1	0	0	0	0	0	0	0	0	0	0	0	
Totals		25	3	124	47	77	6	10.5	4.0	28.0	3	0	0	0	0	1	0	0	0	0	0	0	0	0	0	0	0	

SINGLE-GAME HIGHS: DEFENSIVE

Total Tackles	12 vs. Kent St., Sep 09, 2023	Passes Defensed	1 vs. Western Caro., Sep 02, 2023
	9 vs. Kennesaw St., Sep 10, 2022	Tackles For Loss	2 at SMU, Oct 22, 2022
	8 vs. Western Caro., Sep 02, 2023		1 vs. Kent St., Sep 09, 2023
	7 at SMU, Oct 22, 2022		1 vs. Western Caro., Sep 02, 2023
	7 at Arkansas, Sep 03, 2022		1 at Temple, Nov 19, 2022
	...1 more at 7.		
Solo Tackles	5 at Arkansas, Sep 03, 2022		
	4 vs. Western Caro., Sep 02, 2023		
	3 vs. Kent St., Sep 09, 2023		
	3 at Temple, Nov 19, 2022		
	3 at SMU, Oct 22, 2022		
	...2 more at 3.		
Sacks	2.0 at SMU, Oct 22, 2022		
	1.5 vs. Kent St., Sep 09, 2023		
	0.5 at Tulane, Oct 30, 2021		

2023 Game-By-Game Regular Season STATISTICS (Arkansas)

			TACKLES							INTERCEPTIONS							O. FUMB				ST				MISC			
date	Opponent	p/s	TK	s	a	sk	yds	tfl	yds	QH	NO	yds	lg	td	pd	ff	fr	td	yds	TK	s	a	ff	fr	s	a	w/l	score
09/02	Western Caro.	S	8	4	4	0.0	0.0	1	1	0	0	0	0	0	1	0	0	0	0	0	0	0	0	0	0	0	W	56-13
09/09	Kent St.	S	12	3	9	1.5	8.0	1	2	0	0	0	0	0	0	0	0	0	0	0	0	0	0	0	0	W	28-6	
09/16	BYU	S	9	6	3	0.0	0.0	0	0	1	0	0	0	0	0	0	0	0	0	0	0	0	0	0	0	L	31-38	
2023 totals		3-3	29	13	16	1.5	8.0	2	3	1	0	0	0	0	1	0	0	0	0	0	0	0	0	0	0	0	2-1	



Cam
LITTLE
29
KICKER

Hometown: Moore, Okla.
Height: 6'2"
Weight: 179lbs
Birthday: 8/17/03
Class: Junior

2023 Wuerffel Trophy Watch List

2023 Preseason Fourth-Team All-SEC (Athlon)

2023 Preseason Fourth-Team All-SEC (Phil Steele)

2022 Preseason Third-Team All-SEC (Phil Steele)

2022 SEC Community Service Team

2022 Fall SEC Academic Honor Roll

2021 Freshman All-American (PFF, FWAA, The Athletic)

2021 SEC All-Freshman Team (Coaches)

2021 First-Year SEC Academic Honor Roll

2023 (JUNIOR): Went 8-for-8 on PATs vs. Western Carolina ... Assumed primary kickoff duties vs. the Catamounts ... 4-for-4 on PATs vs. Kent State ... With a 26-yard FG vs. BYU, Little is 13-for-13 from inside the 30-yard line in his career ... Has connected on 34-of-42 field goals, making his field goal percentage (80.9 percent) rank first all-time in Arkansas history (min. 20 field goals).

2022 (SOPHOMORE): Backed up a Freshman-All-America campaign with another outstanding season, scoring a team-high 89 points on 50-of-50 PATs and 13-of-16 field goals ... Named to the SEC Community Service Team for his work with Down Syndrome Connection of Northwest Arkansas, donating money for all of his made field goals ... He was featured on Good Morning America for his work with the organization ... His 50 PAT attempts rank seventh in a single season in school history with his 50 made PATs matching Bill McClard for sixth on the single season all-time list ... His 89 points cracked the single season Top 10, ranking 10th in school history ... He has already moved into the career Top 10 in PAT attempts (96 – 8th), PATs made (96 – 8th) and points (195 – T-10th) ... Connected on a 32-yard field goal in the third quarter of season-opening win over Cincinnati (Sept. 3) ... Capped a 14-play drive a field goal in third quarter of win over Missouri State (Sept. 17) ... Made a pair of field goals for the first time of 2022 season, booting kicks of 22 and 34 yards vs. Alabama (Oct. 1) ... Matched his career-best with a 51-yard field goal at Mississippi State (Oct. 8) ... Made his fourth straight field goal with a 34-yarder in win at BYU (Oct. 15) ... Matched his season-best with a pair of field goals in victory at Auburn (Oct. 29), connecting from 27 and 37 yards ... Kicked his second 50-yard field goal of the season with a 50-yarder vs. Liberty (Nov. 5) ... Extended his streak to eight straight made field goals with a 28-yard boot vs. LSU (Nov. 12) ... Made two field goals in a game for the third time during the season, connecting from 46 yards and 20 yards at Missouri (Nov. 25) ... Nailed his final field goal attempt of the season with a 37-yarder in AutoZone Liberty Bowl win over Kansas (Dec. 28).

2021 (FRESHMAN): Enjoyed a stellar freshman campaign, earning Freshman All-America honors from the FWAA, Pro Football Focus and The Athletic while also being named to the SEC All-Freshman Team ... Filed Lou Groza Award Star of the Week after making four field goals against Mississippi State ... Collected two SEC Freshman of the Week honors, one for his performance against Texas and the other for his outing against Mississippi State ... Earned SEC Special Teams Player of the Week for his game-winning field goal in overtime at LSU ... Logged five games with multiple field goals ... Appeared in all 13 games connecting on 20 of his 24 field goal attempts, the third-most makes in a single season by a Razorback kicker ... Drilled all 46 of his point after attempts to match the seventh-most in a single-season in program history and most since 2015 Charted the

GAME 4: LSU

fifth-best single season field goal percentage (83.3 percent) in school history and the best by an Arkansas kicker since 2013 ... Hit his first career collegiate field goal in the season opener against Rice (Sept. 4) ... Earned SEC Freshman of the Week after nailing a career-best four field goals (4-for-4) against Texas (Sept. 11) ... Totaled nine points after hitting a 25-yard field goal and going 4-for-4 on PATs against Georgia Southern (Sept. 18) ... Made both field goals, including a 46-yarder, while adding two made PATs against Texas A&M (Sept. 25) ... Converted on all six PATs and connected on a 31-yard field goal against Ole Miss (Oct. 9) ... Contributed five points against Auburn (Oct. 16) thanks to a pair of PATs and a 44-yard field goal ... Secured second SEC Freshman of the Week honor after being responsible for 11 of the Hogs' 31 points against Mississippi State (Nov. 6), hitting field goals from 46, 48 and a career-long 51 yards away ... Named SEC Special Teams Player of the Week after kicking a 37-yard game-winning field goal in overtime at LSU (Nov. 13) and finishing the game with 10 points thanks to three made field goals from 48, 27 and 37 yards and a made PAT ... Made all five PATs vs. Alabama (Nov. 20) ... Registered 10 points against Missouri (Nov. 26) after notching two made field goals and all four PATs ... Called on for one field goal from 36 yards to go with three made PATs against Penn State (Jan. 1) in Outback Bowl win.

HIGH SCHOOL: According to Kohl's Kicking, rated a five-star punter and kicker and is the No. 2 kicker and No. 5 punter in his class ... Consensus three-star prospect by 247Sports, Rivals and ESPN ... Ranked as the No. 1 kicker in his class by 247Sports ... Handled place kicking, kickoff and punting duties for head coach Josh Norman at Southmoore High School ... As a senior was named Central Oklahoma Athletic Conference Special Teams Player of the Year ... Selected an Adidas All-American and named to the Under Armour All-American Game roster ... USA Today Preseason Second Team All-American ... As a junior was named to the Tulsa World All-State Second Team and Oklahoman Big All-City Second Team ... Was also named Central Oklahoma Athletic Conference Special Teams Player of the Year and Oklahoman All-State Honorable Mention ... As a senior, made 6-of-10 field goals with a long of 49 yards and made 24-of-24 point after tries ... Punted 41 times, placing nine inside the 20-yard line ... **CHOSE ARKANSAS OVER:** Colorado, Oklahoma State, Nevada, Air Force, Navy, Army and others.

PERSONAL: Born August 17, 2003 ... Son of Ronda and Todd Little.

Regular Season Comparison: Kicking - LSU																	
date	opp	w/l	gp/gs	fgm	fga	pct	long	xpm	xpa	pts	1-19	20-29	30-39	40-49	50+	ko	tb
11/13/21	Razorbacks @ Fighting Tigers	W	P	3	3	100%	48	1	1	10	0-0	1-1	1-1	1-1	0-0	0	0
11/12/22	Razorbacks vs. Fighting Tigers	L	P	1	1	100%	28	1	1	4	0-0	1-1	0-0	0-0	0-0	0	0
Totals			1/1	2/0	4	4	100%	48	2	2	14	0-0	2-2	1-1	1-1	0-0	0

Regular Season Kicking Statistics											
DATE	Team	GP	fgm	fga	pct.	lg	xp	xpa	pct.	blk	pts
2021	Arkansas	13	20	24	83.3	51	46	46	100.0	0	106
2022	Arkansas	13	13	16	81.3	51	50	50	100.0	0	89
2023	Arkansas	2	1	2	50.0	26	16	16	100.0	0	19
Totals		28	34	42	81.0	51	112	112	100.0	0	214

Regular Season FIELD-GOAL ACCURACY Statistics											
DATE	Team	1-19	pct.	20-29	pct.	30-39	pct.	40-49	pct.	50+	pct.
2021	Arkansas	0-0	0.0	7-7	100.0	6-7	85.7	6-7	85.7	1-3	33.3
2022	Arkansas	0-0	0.0	5-5	100.0	5-5	100.0	1-3	33.3	2-3	66.7
2023	Arkansas	0-0	0.0	1-1	100.0	0-0	0.0	0-1	0.0	0-0	0.0
Totals		0-0	0.0	13-13	100.0	11-12	91.7	7-11	63.6	3-6	50.0

GAME 4: LSU

SINGLE-GAME HIGHS: KICKER

Field Goals Made	4 vs. Texas, Sep 11, 2021 3 at LSU, Nov 13, 2021 3 vs. Mississippi St., Nov 06, 2021 2 at Auburn, Oct 29, 2022 2 vs. Alabama, Oct 01, 2022 ...2 more at 2.	Points	16 vs. Texas, Sep 11, 2021 11 at Auburn, Oct 29, 2022 11 vs. Mississippi St., Nov 06, 2021 10 at BYU, Oct 15, 2022 10 vs. Missouri, Nov 26, 2021 ...1 more at 10.
Field Goal Attempts	4 vs. Mississippi St., Nov 06, 2021 4 vs. Texas, Sep 11, 2021 3 at LSU, Nov 13, 2021 2 at Auburn, Oct 29, 2022 2 vs. Alabama, Oct 01, 2022 ...4 more at 2.	Kickoff Average	65.0 vs. Kent St., Sep 09, 2023 65.0 vs. Penn St., Jan 01, 2022 63.8 vs. Western Caro., Sep 02, 2023
Longest Field Goals Made	51 at Mississippi St., Oct 08, 2022 51 vs. Mississippi St., Nov 06, 2021 50 vs. Liberty, Nov 05, 2022 48 at LSU, Nov 13, 2021 46 vs. Texas A&M, Sep 25, 2021	Extra Point Attempt Percentage	100.0 vs. Western Caro., Sep 02, 2023 100.0 vs. Ole Miss, Nov 19, 2022 100.0 at Auburn, Oct 29, 2022 ...8 more at 100.0.
PATs Made	8 vs. Western Caro., Sep 02, 2023 7 at BYU, Oct 15, 2022 6 vs. Ole Miss, Nov 19, 2022 6 vs. South Carolina, Sep 10, 2022 6 vs. Ark.-Pine Bluff, Oct 23, 2021 ...2 more at 6.	Field Goal Percentage	100.0 vs. Texas, Sep 11, 2021 75.0 vs. Mississippi St., Nov 06, 2021
PAT Attempts	8 vs. Western Caro., Sep 02, 2023 7 at BYU, Oct 15, 2022 6 vs. Ole Miss, Nov 19, 2022 6 vs. South Carolina, Sep 10, 2022 6 vs. Ark.-Pine Bluff, Oct 23, 2021 ...2 more at 6.	Touchbacks	5 vs. Kent St., Sep 09, 2023 5 vs. Penn St., Jan 01, 2022 4 vs. Western Caro., Sep 02, 2023

2023 Game-By-Game Regular Season STATISTICS (Arkansas)

FIELD GOALS

EXTRA POINTS

date	Opponent		fgm	fga	pct	lg	xp	xpa	pct	blk	pts	w/l	score
09/02	Western Caro.	P	0	0	0.0	0	8	8	100.0	0	8	W	56-13
09/09	Kent St.	P	0	0	0.0	0	4	4	100.0	0	4	W	28-6
09/16	BYU											L	31-38
2023 totals		2	0	0	0.0	0	12	12	100.0	0	12	2-1	



Landon
JACKSON

40

DEFENSIVE LINEMAN

Hometown: Texarkana, Texas

Height: 6'7"

Weight: 281lbs

Birthday: 1/2/03

Class: Junior

2023 (JUNIOR): Registered four tackles (two solo), including 1.5 tackles for a loss of 12 yards in season opener vs. Western Carolina ... Had two stops, including 1.5 sacks for a loss of 17 yards vs. Kent State ... Had career game vs. BYU, registering career highs in sacks (1.5) and tackles for loss (3.5) ... Tied his career high in tackles with five (four solo) against the Cougars.

2022 (SOPHOMORE): Played in all 13 games, starting seven, while collecting 23 total tackles with three sacks, 3.5 tackles for loss and one forced fumble ... Three sacks ranked fifth on the team and ranks third among returners ... Made his Arkansas debut with a five-tackle game with a half sack in win over Cincinnati (Sept. 3) ... Recorded a sack as part of three-tackle performance in win vs. Missouri State (Sept. 17) ... Made it two games in a row with a sack with one vs. Texas A&M (Sept. 24), made three total tackles and forced a fumble ... Logged a pair of stops vs. Alabama (Oct. 1) ... Made three tackles at Mississippi State (Oct. 8) ... Blocked a field goal attempt at Auburn (Oct. 29) ... Chipped in three tackles vs. Liberty (Nov. 5) ... Made one stop vs. LSU (Nov. 12), including a half sack ... Made two tackles, including a half tackle for loss, in AutoZone Liberty Bowl victory over Kansas (Dec. 28).

At LSU

2021 (FRESHMAN): Played in five games, seeing all his action on special teams ... Did not record any statistics ... Joined the program as an early enrollee, graduating from high school in December and enrolling at LSU in January 2021.

HIGH SCHOOL: Consensus four-star prospect by 247Sports, Rivals and ESPN ... Rated the No. 7 defensive lineman nationally and the No. 19 prospect in the state of Texas by 247Sports ... Ranked the nation's No. 76 prospect in the class of 2021 by ESPN ... Played on the defensive line for head coach Josh Gibson at Pleasant Grove High School ... Racked up over 45 sacks in his high school career, including 17.0 in 2019 as a junior... As a junior, named the Texas Sports Writers Association 4A Defensive Player of the Year, MaxPreps First-Team All-American as he helped Pleasant Grove to a Texas 4A D-II state championship ... As a sophomore, unanimous first team all-district selection ... As a freshman, was named Texas District 7-4A-II Defensive Newcomer of the Year and helped Pleasant Grove to a state championship ... Sports Illustrated All-American candidate ... **CHOSE LSU OVER:** Alabama, Arizona, Arkansas, Baylor, Florida State, Tennessee and others.

PERSONAL: Son of Katie Peek and Larry Jackson ... Has two brothers, Lance Jackson and Bronx Peek, and one sister, Kensington Peek ... Born January 2, 2003.

Regular Season Comparison: Defensive - LSU

date	opp	w/l	gp/gs	tackles		asst	sack	yds.	int	tfl	pd	qh	misc		
				tot	solo								td	ff	fr
11/12/22	Razorbacks vs. Fighting Tigers	L	P	1	0	1	0.5	1.0	0	0	0	1	0	0	0
Totals		0/1	1/0	1	0	1	0.5	1.0	0	0	0	1	0	0	0

GAME 4: LSU

Regular Season Defensive Statistics


			TACKLES								INTERCEPTIONS						O. FUMB					ST					MISC			
DATE	Team	GP	GS	TK	s	a	tfl	yds	sk	yds	qh	no	yds	lg	td	pd	ff	fr	td	yds	TK	s	a	ff	fr	s	a			
2021	LSU	5	0	0	0	0	0	0	0.0	0.0	0	0	0	0	0	0	0	0	0	0	0	0	0	0	0	0	0			
2022	Arkansas	13	7	23	9	14	1	3	3.0	23.0	2	0	0	0	0	1	1	0	0	0	0	0	0	0	0	0	0			
2023	Arkansas	3	3	11	7	4	5	6	2.5	25.0	0	0	0	0	0	0	0	0	0	0	0	0	0	0	0	0	0			
Totals		21	10	34	16	18	6	10	5.5	48.0	2	0	0	0	0	1	1	0	0	0	0	0	0	0	0	0	0			

SINGLE-GAME HIGHS: DEFENSIVE

Total Tackles	5 vs. Cincinnati, Sep 03, 2022	Passes Defensed	1 at Mississippi St., Oct 08, 2022
	4 vs. Western Caro., Sep 02, 2023	Forced Fumbles	1 at Texas A&M, Sep 24, 2022
	4 vs. Missouri St., Sep 17, 2022	Tackles For Loss	1 vs. Kent St., Sep 09, 2023
	3 vs. Liberty, Nov 05, 2022		1 vs. Western Caro., Sep 02, 2023
	3 at Mississippi St., Oct 08, 2022		1 at Texas A&M, Sep 24, 2022
...1 more at 3.			
Solo Tackles	2 vs. Western Caro., Sep 02, 2023		
	2 at Texas A&M, Sep 24, 2022		
	2 vs. Missouri St., Sep 17, 2022		
	...1 more at 2.		
Sacks	1.0 vs. Kent St., Sep 09, 2023		
	1.0 at Texas A&M, Sep 24, 2022		
	1.0 vs. Missouri St., Sep 17, 2022		
	0.5 vs. LSU, Nov 12, 2022		
	...1 more at 0.5.		

2023 Game-By-Game Regular Season STATISTICS (Arkansas)

			TACKLES							INTERCEPTIONS							O. FUMB					ST				MISC			
date	Opponent	p/s	TK	s	a	sk	yds	tfl	yds	QH	NO	yds	lg	td	pd	ff	fr	td	yds	TK	s	a	ff	fr	s	a	w/l	score	
09/02	Western Caro.	S	4	2	2	0.0	0.0	1	1	0	0	0	0	0	0	0	0	0	0	0	0	0	0	0	0	0	W	56-13	
09/09	Kent St.	S	2	1	1	1.0	15.0	1	1	0	0	0	0	0	0	0	0	0	0	0	0	0	0	0	0	0	W	28-6	
09/16	BYU	S	5	4	1	1.5	10.0	3	3	0	0	0	0	0	0	0	0	0	0	0	0	0	0	0	0	0	L	31-38	
2023 totals		3-3	11	7	4	2.5	25.0	5	6	0	0	0	0	0	0	0	0	0	0	0	0	0	0	0	0	0	2-1		



Eric
GREGORY
50
DEFENSIVE LINEMAN

Hometown: Memphis, Tenn.
Height: 6'4"
Weight: 318lbs
Birthday: 9/13/00
Class: Senior

2021, 2022 Fall SEC Academic Honor Roll

2022 (REDSHIRT JUNIOR): Started a career-best nine games, playing in all 13 and recording 19 tackles, including four tackles for loss and two sacks ... Earned the start in the season opening win vs. Cincinnati (Sept. 3), recording two quarterback hurries ... Made one tackle in win over South Carolina (Sept. 10) ... Picked up his first sack and two tackles for loss of the season as part of a three-tackle performance vs. Texas A&M (Sept. 24) ... Made three stops vs. Alabama (Oct. 1) ... Registered two tackles and a QB hurry in win at BYU (Oct. 15) ... Had a half tackle for loss as part of a three-tackle game vs. Liberty (Nov. 5) ... Logged his second sack of the season against LSU (Nov. 12) ... Made three tackles, including a half tackle for loss, in win over Ole Miss (Nov. 19) ... Recorded three solo stops at Missouri (Nov. 25).

2021 (REDSHIRT SOPHOMORE): Played in all 13 games with three starts ... Recorded 27 tackles with 4.0 tackles for loss ... Posted one sack and three QB hurries ... Carded one pass breakup on the year ... Notched three assisted tackles, including 0.5 tackles for loss, in season opener against Rice (Sept. 4) ... Made two tackles against Texas (Sept. 11) ... Charted a solo stop against Georgia Southern (Sept. 18) ... Turned in a three-tackle effort at Georgia (Oct. 2) ... Totaled three tackles for the second straight week at Ole Miss (Oct. 9) ... Made first start of the season against Auburn (Oct. 16), carding three total tackles for the third consecutive week along with a pass breakup ... Finished with two assisted stops in the win over UAPB (Oct. 23) ... Registered one tackle against Mississippi State (Nov. 6) ... Made second start of the season at LSU (Nov. 13) and recorded a season-high four total tackles ... Accounted for two tackles for loss at Alabama (Nov. 20) ... Accumulated three tackles, including 1.5 tackles for loss, against Penn State (Jan. 1) in Outback Bowl win.

2020 (REDSHIRT FRESHMAN): Played in nine games and made seven starts at defensive end ... Totaled 27 tackles and 3.0 tackles for loss ... Led the team with 2.5 sacks and also had one quarterback hurry and one interception ... Made three tackles with his first career quarterback hurry in the season opener against Georgia (Sept. 26) ... Recorded three tackles for the second straight week and tallied first sack of the year in his first career start in the win at Mississippi State (Oct. 3) ... Tallied a career-high six tackles with half-a-sack, recording a stop behind the line for the second week in a row, at Auburn (Oct. 10) ... Registered one tackle against Ole Miss (Oct. 17) and did not record any statistics at Texas A&M (Oct. 31) ... Totaled five tackles and 0.5 tackles for loss in the win over Tennessee (Nov. 7) and recorded his first career interception, picking off QB Harrison Bailey in the fourth quarter ... First interception by an Arkansas defensive lineman since JaMichael Winston in 2013 against Louisiana ... Logged four stops at Florida (Nov. 14) and sacked QB Kyle Trask for a 10-yard loss in the third quarter ... Did not play against LSU (Nov. 21) ... Started the final two games of the year, logging two tackles at Missouri (Dec. 5) and three against Alabama (Dec. 12) ... According to Pro Football Focus, saw action in 396 defensive and 42 special teams plays ... Posted highest defensive game grade of 70.8 against Tennessee ... Totaled five games with tackle grades of 70-plus, with a season-high of 77.1 against Tennessee.

2019 (FRESHMAN): Played in two games as a freshman in 2019, appearing against Auburn (Oct. 19) and Mississippi State (Nov. 2) ... Totaled 27 snaps, 25 on the defensive line, according to Pro Football Focus ... Recorded four tackles, with two coming against Auburn and two against Mississippi State.

HIGH SCHOOL: Four-star prospect by Rivals and ESPN ... Rated as the No. 32 strongside defensive end in the country and 38th overall player in the state of Florida by Rivals ... Three-year varsity letterwinner, playing his final high school season at IMG

GAME 4: LSU

Academy in Bradenton, Florida ... Totaled 17 tackles, 10 solo, along with 3.5 tackles for loss, including 1.5 sacks as a senior ... Helped IMG Academy to a 7-1 record in 2018 ... Racked up 56 tackles, 16 for loss, with 12 sacks as a junior at Memphis Central High School in 2017 ... **CHOSE ARKANSAS OVER:** Auburn, LSU, Mississippi State, Ole Miss, South Carolina, Tennessee, Memphis and others.

PERSONAL: Born Sept. 13, 2000 ... Son of Aneesah Wallace ... Has one sibling, Aariona.

Regular Season Comparison: Defensive - LSU

date	opp	w/l	gp/gs	tackles		asst	sack	yds.	int	tfl	pd	qh	td	misc	
				tot	solo									ff	fr
11/13/21	Razorbacks @ Fighting Tigers	W	S	4	1	3	0.0	0.0	0	0	0	0	0	0	0
11/12/22	Razorbacks vs. Fighting Tigers	L	S	1	1	0	1.0	8.0	0	1	0	0	0	0	0
Totals			1/1	2/2	5	2	3	1.0	8.0	0	1	0	0	0	0

Regular Season Defensive Statistics

DATE	Team	GP	GS	TACKLES						INTERCEPTIONS						O. FUMB				ST				MISC			
				TK	s	a	tfl	yds	sk	yds	qh	no	yds	lg	td	pd	ff	fr	td	yds	TK	s	a	ff	fr	s	a
2019	Arkansas	0	0	4	1	3	0	0	0.0	0.0	0	0	0	0	0	0	0	0	0	0	0	0	0	0	0	0	0
2020	Arkansas	0	0	27	12	15	2	3	2.5	21.0	1	1	0	0	0	0	0	0	0	0	0	0	0	0	0	0	0
2021	Arkansas	13	3	27	7	20	3	4	1.0	9.0	3	0	0	0	0	1	0	0	0	0	0	0	0	0	0	0	0
2022	Arkansas	13	10	19	8	11	3	4	2.0	11.0	4	0	0	0	0	0	0	0	0	0	0	0	0	0	0	0	0
2023	Arkansas	3	3	5	2	3	0	0	0.0	0.0	2	0	0	0	0	0	0	0	0	0	0	0	0	0	0	0	0
Totals		29	16	82	30	52	8	11.5	5.5	41.0	10	1	0	0	0	1	0	0	0	0	0	0	0	0	0	0	0


SINGLE-GAME HIGHS: DEFENSIVE

Total Tackles	6 at Auburn, Oct 10, 2020	Passes Defensed	1 vs. Auburn, Oct 16, 2021
	4 at LSU, Nov 13, 2021	Tackles For Loss	2 at Texas A&M, Sep 24, 2022
Solo Tackles	3 vs. Kent St., Sep 09, 2023		2 at Alabama, Nov 20, 2021
	3 vs. Ole Miss, Nov 19, 2022		1 vs. LSU, Nov 12, 2022
	3 vs. Liberty, Nov 05, 2022		1 vs. Penn St., Jan 01, 2022
	...9 more at 3.		...1 more at 1.
	4 at Auburn, Oct 10, 2020		
Sacks	2 at Texas A&M, Sep 24, 2022		
	2 vs. Penn St., Jan 01, 2022		
	2 at Alabama, Nov 20, 2021		
	1 vs. Kent St., Sep 09, 2023		
	...9 more at 1.		
Sacks	1.0 vs. LSU, Nov 12, 2022		
	1.0 at Texas A&M, Sep 24, 2022		
	1.0 at Alabama, Nov 20, 2021		
	...1 more at 1.0.		

GAME 4: LSU

2023 Game-By-Game Regular Season STATISTICS (Arkansas)

			TACKLES							INTERCEPTIONS							O. FUMB					ST					MISC				
date	Opponent	p/s	TK	s	a	sk	yds	tfl	yds	QH	NO	yds	lg	td	pd	ff	fr	td	yds	TK	s	a	ff	fr	s	a	w/l	score			
09/02	Western Caro.	S	1	1	0	0.0	0.0	0	0	0	0	0	0	0	0	0	0	0	0	0	0	0	0	0	0	0	W	56-13			
09/09	Kent St.	S	3	1	2	0.0	0.0	0	0	1	0	0	0	0	0	0	0	0	0	0	0	0	0	0	0	0	W	28-6			
09/16	BYU	S	1	0	1	0.0	0.0	0	0	1	0	0	0	0	0	0	0	0	0	0	0	0	0	0	0	0	L	31-38			
2023 totals		3-3	5	2	3	0.0	0.0	0	0	2	0	0	0	0	0	0	0	0	0	0	0	0	0	0	0	0	2-1				



Zach
WILLIAMS
56
DEFENSIVE LINEMAN

Hometown: Little Rock, Ark.
Height: 6'4"
Weight: 250lbs
Birthday: 1/5/01
Class: Senior

2022 Fall SEC Academic Honor Roll

2022 (SENIOR): Played in all 13 games for the second straight season, starting six, setting career-bests in tackles (34), tackles for loss (6.5) and sacks (4.5) ... Recorded 1.5 tackles for loss, including a half sack, as part of a two-tackle performance in win over Cincinnati (Sept. 3) in season-opener ... Made one tackle and logged a quarterback hurry in win vs. South Carolina (Sept. 10) ... Posted a season-best in tackles with five to go with and matched his career-bests with two tackles for loss and two sacks in Missouri State (Sept. 17) win ... Recorded a half sack vs. Texas A&M (Sept. 24) ... Made four stops and had one quarterback hurry vs. Alabama (Oct. 1) ... Logged three tackles at Mississippi State (Oct. 8) ... Added three stops in victory at BYU (Oct. 15) ... Picked up one tackle for loss as part of three-tackle performance vs. Liberty (Nov. 5) ... Split a sack vs. LSU (Nov. 12) in three-tackle game ... Matched his season-best with five stops in win over Ole Miss (Nov. 19), including his fourth sack of the season ... Made two tackles in AutoZone Liberty Bowl victory over Kansas (Dec. 28).

2021 (JUNIOR): Played in all 13 games recording 23 tackles, including 5.5 tackles for loss with 2.5 sacks, and one forced fumble on the year ... According to Pro Football Focus, played in 276 defensive snaps and 151 special teams snaps ... Recorded four tackles, including 0.5 sacks for a loss of two yards, in season opener against Rice (Sept. 4) ... Recorded 0.5 tackles for loss and finished two total tackles and a forced fumble against Texas (Sept. 11) ... Made three assisted stops against Georgia Southern (Sept. 18) ... Totaled two tackles in win over Texas A&M (Sept. 25) ... Finished with two tackles with one being a tackle for loss at Georgia (Oct. 2) ... Made a season-high five tackles, including 1.5 tackles for a loss, in win over UAPB (Oct. 23) ... Finished with 0.5 tackles for loss in road win at LSU (Nov. 13) ... Totaled three tackles, including 1.5 tackles for loss, at Alabama (Nov. 20) ... Tallied one solo stop in win over Missouri (Nov. 26).

2020 (SOPHOMORE): Played in nine games and made four starts on the defensive line ... Registered 22 tackles (9 solo) with 1.5 tackles for loss, 1.0 sack and one quarterback hurry ... Made a career-high seven tackles while also recording a career-best 1.5 tackles for loss and 1.0 sack in the season opener against Georgia (Sept. 26) ... Wrapped up Georgia QB D'Wan Mathis for an eight-yard loss on his first career sack ... Later in the game, combined with Bumper Pool for a half tackle for loss ... Registered six tackles and made his first career start the following week in the win over Mississippi State (Oct. 3) ... Logged four tackles at Auburn (Oct. 10), totaling 17 of his 22 tackles on the year in the season's first three weeks ... Recorded two tackles in the win over Ole Miss (Oct. 17) ... Did not record any statistics at Texas A&M (Oct. 31) ... Made one tackle in each game against Tennessee (Nov. 7) and at Florida (Nov. 14) and tallied his first career quarterback hurry against the Gators ... Did not play against LSU (Nov. 21) ... Registered one tackle at Missouri (Dec. 5) ... Did not record any statistics in the season finale against Alabama (Dec. 12) ... According to Pro Football Focus, saw action in 305 defensive and 40 special teams snaps ... Posted five games with a tackle grade over 70, with a season-best 78.8 mark against Georgia.

2019 (FRESHMAN): Played in nine games as a freshman for the Razorbacks in 2019, primarily on the defensive line (130 snaps), while seeing a limited number of plays (14) on Arkansas' special teams units ... Totaled 12 tackles, six solo, registering a season-high four in his first SEC game at Ole Miss on Sept. 7 ... Added two more stops against Colorado State (Sept. 14) and Kentucky (Oct. 12) ... Posted a tackle against both Auburn (Oct. 19) and Alabama (Oct. 26), before tallying two more against Mississippi State on Nov. 2 ... Notched tackling grades over 71.0 from PFF in every game with a mark, including a season-best 75.9 against Ole Miss to finish the year at 81.0 overall in the category.

GAME 4: LSU

HIGH SCHOOL: Four-star prospect by 247Sports and ESPN ... Rated as the No. 15 weakside defensive end in the country by 247Sports ... Ranked fourth overall player in the state of Arkansas by 247Sports and ESPN ... Three-year varsity letterwinner at Joe T. Robinson High School in Little Rock, Arkansas ... Racked up 97 tackles, 56 solo, with a team-best 31 for loss as a senior for the Senators ... Also paced the squad in sacks with 17.0, totaling 165 yards lost on the plays ... Caused five fumbles and recovered three, helping Robinson HS to a 12-3 overall record, falling in the 2018 Centennial Bank Arkansas state 4A football championship game on Dec. 8 ... Invited to play in the Pro Football Hall of Fame World All-Star Bowl on Dec. 22 ... Totaled 65 tackles as a junior, 34 solo and 28 for loss, with 11 sacks in 2017 ... Forced two fumbles and recovered three, pushing the Senators to a 13-1 mark, as the only loss of the season came in the Arkansas state 4A semifinal game ... **CHOSE ARKANSAS OVER:** Alabama, Florida, Georgia, Tennessee, Vanderbilt, California, Purdue, Texas, Texas Tech and others.

PERSONAL: Zach Williams ... Born Jan. 5, 2001 ... Son of Keli and Rickey Williams, former Arkansas linebacker (1984-87) ... Has two siblings, Sydni and Shelbi ... Posted a broad jump of 10'2" during the offseason, one of just seven on the roster to jump 10+ feet.

Regular Season Comparison: Defensive - LSU															
date	opp	w/l	gp/gs	tackles		asst	sack	yds.	int	tfl	pd	qh	misc		
				tot	solo								td	ff	fr
11/13/21	Razorbacks @ Fighting Tigers	W	P	1	0	1	0.0	0.0	0	0	0	0	0	0	0
11/12/22	Razorbacks vs. Fighting Tigers	L	P	3	1	2	0.5	6.0	0	0	0	0	0	0	0
Totals		1/1	2/0	4	1	3	0.5	6.0	0	0	0	0	0	0	0

Regular Season Defensive Statistics																											
DATE	Team	GP	GS	TACKLES								INTERCEPTIONS					O. FUMB				ST				MISC		
				TK	s	a	tfl	yds	sk	yds	qh	no	yds	lg	td	pd	ff	fr	td	yds	TK	s	a	ff	fr	s	a
2019	Arkansas	0	0	12	6	6	0	0	0.0	0.0	0	0	0	0	0	0	0	0	0	0	0	0	0	0	0	0	
2020	Arkansas	0	0	22	9	13	1	1	1.0	8.0	1	0	0	0	0	0	0	0	0	0	0	0	0	0	0	0	
2021	Arkansas	13	0	23	7	16	3	5	2.5	13.0	1	0	0	0	0	1	0	0	0	0	0	0	0	0	0	0	
2022	Arkansas	13	6	34	11	23	5	6	4.5	32.0	6	0	0	0	0	0	0	0	0	0	0	0	0	0	0	0	
2023	Arkansas	3	0	2	0	2	0	0	0.0	0.0	0	0	0	0	0	0	0	0	0	0	0	0	0	0	0	0	
Totals		29	6	93	33	60	9	13.5	8.0	53.0	8	0	0	0	0	1	0	0	0	0	0	0	0	0	0	0	

GAME 4: LSU

SINGLE-GAME HIGHS: DEFENSIVE

Total Tackles	7 vs. Georgia, Sep 26, 2020 6 at Mississippi St., Oct 03, 2020 5 vs. Ole Miss, Nov 19, 2022 5 vs. Missouri St., Sep 17, 2022 5 vs. Ark.-Pine Bluff, Oct 23, 2021	Forced Fumbles	1 vs. Texas, Sep 11, 2021
Solo Tackles	3 vs. Ole Miss, Nov 19, 2022 3 vs. Georgia, Sep 26, 2020 3 at Ole Miss, Sep 07, 2019 2 vs. Missouri St., Sep 17, 2022 ...3 more at 2.	Tackles For Loss	2 vs. Missouri St., Sep 17, 2022 1 vs. Ole Miss, Nov 19, 2022 1 vs. Liberty, Nov 05, 2022 1 vs. Cincinnati, Sep 03, 2022 ...4 more at 1.
Sacks	2.0 vs. Missouri St., Sep 17, 2022 1.0 vs. Ole Miss, Nov 19, 2022 1.0 at Alabama, Nov 20, 2021 1.0 vs. Ark.-Pine Bluff, Oct 23, 2021 ...1 more at 1.0.		

2023 Game-By-Game Regular Season STATISTICS (Arkansas)

			TACKLES							INTERCEPTIONS							O. FUMB					ST					MISC				
date	Opponent	p/s	TK	s	a	sk	yds	tfl	yds	QH	NO	yds	lg	td	pd	ff	fr	td	yds	TK	s	a	ff	fr	s	a	w/l	score			
09/02	Western Caro.	P	0	0	0	0.0	0.0	0	0	0	0	0	0	0	0	0	0	0	0	0	0	0	0	0	0	0	W	56-13			
09/09	Kent St.	P	2	0	2	0.0	0.0	0	0	0	0	0	0	0	0	0	0	0	0	0	0	0	0	0	0	0	W	28-6			
09/16	BYU	P	0	0	0	0.0	0.0	0	0	0	0	0	0	0	0	0	0	0	0	0	0	0	0	0	0	0	L	31-38			
2023 totals			3-0	2	0	2	0.0	0.0	0	0	0	0	0	0	0	0	0	0	0	0	0	0	0	0	0	0	2-1				



Jashaud
STEWART

58

DEFENSIVE LINEMAN

Hometown: Jonesboro, Ark.

Height: 6'2"

Weight: 257lbs

Birthday: 5/29/01

Class: Junior

2023 (SENIOR): Missed season opener vs. Western Carolina due to injury ... Recorded two stops, including a tackle for loss, vs. Kent State ... Had two stops vs. BYU.

2022 (JUNIOR): Played in 10 games with six starts on his way to a career-high 14 tackles, including a pair of sacks and 2.5 tackles for loss ... Started the season opener vs. Cincinnati (Sept. 3), posing one stop in the win ... Registered one tackle and one quarterback hurry in victory vs. South Carolina (Sept. 10) ... Made one solo stop and broke up a pass at Mississippi State (Oct. 8) ... Logged his first half tackle for loss vs. Liberty (Nov. 5) ... Made his first career sack as part of a career-best five tackles vs. LSU (Nov. 12) ... Recorded a pair of solo tackles in Ole Miss win (Nov. 19) ... Picked up his second sack of the season at Missouri (Nov. 25) ... Made two tackles in win over Kansas in AutoZone Liberty Bowl (Dec. 28).

2021 (SOPHOMORE): Appeared in all 13 games with one start at defensive end ... Finished the season with seven tackles, including four solo stops ... Totaled a career-high two tackles in season opener against Rice (Sept. 4) ... Made one solo stop at Georgia (Oct. 2) ... Recorded one solo tackle against Auburn (Oct. 16) ... Made his first collegiate start against UAPB (Oct. 23) and logged a tackle ... Carded one stop at LSU (Nov. 13) ... Registered one solo tackle in regular season finale against Missouri (Nov. 26).

2020 (FRESHMAN): Played in eight games seeing action predominately on special teams ... Did not record any statistics ... According to Pro Football Focus, played in 66 special teams and 5 defensive snaps ... Played a season-high 17 snaps at Mississippi State (Oct. 3).

HIGH SCHOOL: Three-star prospect by Rivals, 247Sports and ESPN ... Rated as the 20th overall outside linebacker in the country and No. 2 player in the state of Arkansas by 247Sports ... Three-year varsity letterwinner at Jonesboro High School in Jonesboro, Arkansas ... Racked up 114 total tackles, including 85 solo, in 12 games for the Hurricane in 2019 ... Totaled 23.0 tackles for loss, with 17 sacks, as well as 14 quarterback hurries, three forced fumbles and two fumble recoveries as a senior ... Helped Jonesboro HS to an 8-4 record and a second round berth in the Arkansas 6A state playoffs ... Racked up 89 total stops as a junior in 2018, with 65 solo and 24.0 for loss, including six sacks ... He recovered four fumbles, forced three and picked off one pass ... Dropped a heartbreaker in the second round of the 2018 6A state tournament by a score of 38-37 ... Earned All-State accolades in both 2018 and 2019 for his performance on the field ... **CHOSE ARKANSAS OVER:** Houston, Kansas, Memphis, SMU and others.

PERSONAL: Jashaud (juh-SHOD) Stewart ... Born May 29, 2001 ... Son of Toria and Jerry Stewart ... Brother to Mirikil ... Squats a team-high 645 pounds and bench presses 365 pounds.

GAME 4: LSU

Regular Season Comparison: Defensive - LSU

date	opp	w/l	gp/gs	tackles		asst	sack	yds.	int	tfl	pd	qh	misc		
				tot	solo								td	ff	fr
11/13/21	Razorbacks @ Fighting Tigers	W	P	1	0	1	0.0	0.0	0	0	0	0	0	0	0
11/12/22	Razorbacks vs. Fighting Tigers	L	S	5	3	2	1.0	1.0	0	1	0	0	0	0	0
Totals		1/1	2/1	6	3	3	1.0	1.0	0	1	0	0	0	0	0

Regular Season Defensive Statistics

			TACKLES										INTERCEPTIONS					O. FUMB				ST				MISC			
DATE	Team	GP	GS	TK	s	a	tfl	yds	sk	yds	qh	no	yds	lg	td	pd	ff	fr	td	yds	TK	s	a	ff	fr	s	a		
2020	Arkansas	0	0	0	0	0	0	0	0.0	0.0	0	0	0	0	0	0	0	0	0	0	0	0	0	0	0	0	0		
2021	Arkansas	13	1	7	4	3	0	0	0.0	0.0	1	0	0	0	0	0	0	0	0	0	0	0	0	0	0	0	0		
2022	Arkansas	10	6	14	8	6	2	2	2.0	8.0	1	0	0	0	0	1	0	0	0	0	0	0	0	0	0	0	0		
2023	Arkansas	2	0	4	2	2	1	1	0.0	0.0	2	0	0	0	0	0	0	0	0	0	0	0	0	0	0	0	0		
Totals		25	7	25	14	11	3	3.5	2.0	8.0	4	0	0	0	0	1	0	0	0	0	0	0	0	0	0	0	0		

SINGLE-GAME HIGHS: DEFENSIVE

Total Tackles	5 vs. LSU, Nov 12, 2022	Passes Defensed	1 at Mississippi St., Oct 08, 2022
	2 vs. Kent St., Sep 09, 2023		1 vs. Kent St., Sep 09, 2023
	2 vs. Ole Miss, Nov 19, 2022		1 vs. LSU, Nov 12, 2022
	2 vs. Rice, Sep 04, 2021		
	1 vs. Liberty, Nov 05, 2022		
	...8 more at 1.		
Solo Tackles	3 vs. LSU, Nov 12, 2022	Tackles For Loss	
	2 vs. Ole Miss, Nov 19, 2022		
	1 vs. Kent St., Sep 09, 2023		
	1 at Mississippi St., Oct 08, 2022		
	1 vs. Missouri, Nov 26, 2021		
Sacks	1.0 vs. LSU, Nov 12, 2022		

2023 Game-By-Game Regular Season STATISTICS (Arkansas)

			TACKLES							INTERCEPTIONS							O. FUMB				ST				MISC			
date	Opponent	p/s	TK	s	a	sk	yds	tfl	yds	QH	NO	yds	lg	td	pd	ff	fr	td	yds	TK	s	a	ff	fr	s	a	w/l	score
09/02	Western Caro.		DID NOT PLAY (INJURY)																							W	56-13	
09/09	Kent St.	P	2	1	1	0.0	0.0	1	1	0	0	0	0	0	0	0	0	0	0	0	0	0	0	0	0	0	W	28-6
09/16	BYU	P	2	1	1	0.0	0.0	0	0	2	0	0	0	0	0	0	0	0	0	0	0	0	0	0	0	0	L	31-38
2023 totals		2-0	4	2	2	0.0	0.0	1	1	2	0	0	0	0	0	0	0	0	0	0	0	0	0	0	0	0	2-1	



Keivie
ROSE

93

DEFENSIVE LINEMAN

Hometown: Henderson, Texas

Height: 6'3"

Weight: 303lbs

Birthday: 12/14/00

Class: Senior

2022 First-Team All-Conference USA

2021 Honorable Mention All-Conference USA

2020 C-USA Commissioner's Honor Roll

2023 (REDSHIRT SENIOR): Made two stops, including 1.5 tackles for a loss of eight yards in season opener vs. Western Carolina ... Had sack for a loss of seven yards vs. the Catamounts ... Had three tackles with 0.5 tackle for a loss of six yards vs. Kent State.

At Louisiana Tech

2022 (REDSHIRT JUNIOR): Started in all 12 games at defensive tackle ... Picked up First-Team All-Conference USA honors ... Posted 24 total tackles, including 18 solo stops, with 4.0 tackles for loss and two sacks ... Forced two fumbles ... Registered three quarterback hurries ... Tallied a quarterback hurry in back-to-back games against SFA (Sept. 10) and Clemson (Sept. 17) ... Recorded first career forced fumble vs. Rice (Oct. 22) ... Had a dominant outing vs. Middle Tennessee (Nov. 5), compiling two tackles, include one sack for a loss of seven yards, while forcing a fumble ... Made a season high four tackles and one sack vs. Charlotte (Nov. 19) ... Notched at least one tackle in 11 of 12 games ... Registered five games with multiple stops.

2021 (REDSHIRT SOPHOMORE): Started in all 12 games at defensive tackle ... Filed 25 total tackles, including 11 solo stops with 4.0 tackles for loss and a sack ... Recorded four quarterback hurries and two pass breakups ... Had a tackle in nine of 12 games ... Registered four tackles in four games ... Posted four tackles, including two tackles for loss, and a sack vs. Rice (Nov. 27).

2020 (REDSHIRT FRESHMAN): Saw action in all 10 games and made eight starts at defensive tackle ... Recorded 23 total tackles, including eight solo stops, 1.5 tackles for loss and one pass breakup ... Totaled a season high five tackles in back-to-back games at UTSA (Oct. 24) and UAB (Oct. 31) ... Registered at least one tackle in eight of 10 games.

2019 (FRESHMAN): Redshirted in his first season, playing in just one game ... Made his collegiate debut at Texas (Aug. 31).

HIGH SCHOOL: Rated a three-star prospect by 247Sports out of Henderson High School in Henderson, Texas ... Helped lead Henderson to a 9-5 record and a quarterfinal appearance in state playoffs as a senior ... Named all-district as a senior in 2018.

PERSONAL: Del'Keiveon Ke'Unta Rose ... Nickname is "Keivie" ... Son of Lakeysha Medford ... Has two siblings, Missy and Jay ... Birthdate: Dec. 14, 2000.

GAME 4: LSU

Regular Season Defensive Statistics

DATE	Team	GP	GS	TACKLES							INTERCEPTIONS							O. FUMB					ST					MISC	
				TK	s	a	tfl	yds	sk	yds	qh	no	yds	lg	td	pd	ff	fr	td	yds	TK	s	a	ff	fr	s	a		
2019	Louisiana Tech	0	0	0	0	0	0	0	0.0	0.0	0	0	0	0	0	0	0	0	0	0	0	0	0	0	0	0	0	0	0
2020	Louisiana Tech	1	1	22	6	16	0	1	0.5	1.0	0	0	0	0	0	1	0	0	0	0	0	0	0	0	0	0	0	0	0
2021	Louisiana Tech	11	11	26	11	15	3	4	1.0	1.0	4	0	0	0	0	2	0	0	0	0	0	0	0	0	0	0	0	0	0
2022	Louisiana Tech	12	12	24	18	6	4	4	2.0	11.0	3	0	0	0	0	0	2	0	0	0	0	0	0	0	0	0	0	0	0
2023	Arkansas	3	0	6	3	3	1	2	1.5	13.0	0	0	0	0	0	0	0	0	0	0	0	0	0	0	0	0	0	0	0
Totals		27	24	78	38	40	8	12	5.0	26.0	7	0	0	0	0	3	2	0	0	0	0	0	0	0	0	0	0	0	0

SINGLE-GAME HIGHS: DEFENSIVE

Total Tackles	5 at Old Dominion, Oct 30, 2021 5 vs. UAB, Oct 31, 2020 5 at UTSA, Oct 24, 2020 4 vs. Charlotte, Nov 13, 2021 ...1 more at 4.	Passes Defensed	1 at Old Dominion, Oct 30, 2021 1 at NC State, Oct 02, 2021 1 vs. Houston Christian, Sep 26, 2020
Solo Tackles	3 at UTSA, Oct 24, 2020 2 vs. Kent St., Sep 09, 2023 2 at UTSA, Nov 12, 2022 2 at FIU, Oct 28, 2022 ...2 more at 2.	Forced Fumbles	1 vs. Middle Tenn., Nov 05, 2022 1 vs. Rice, Oct 22, 2022
Sacks	1.0 vs. Western Caro., Sep 02, 2023 1.0 vs. Middle Tenn., Nov 05, 2022 0.5 vs. Kent St., Sep 09, 2023	Tackles For Loss	1 vs. Western Caro., Sep 02, 2023 1 at UTSA, Nov 12, 2022 1 vs. Middle Tenn., Nov 05, 2022 ...1 more at 1.

2023 Game-By-Game Regular Season STATISTICS (Arkansas)

			TACKLES							INTERCEPTIONS							O. FUMB				ST				MISC			
date	Opponent	p/s	TK	s	a	sk	yds	tfl	yds	QH	NO	yds	lg	td	pd	ff	fr	td	yds	TK	s	a	ff	fr	s	a	w/l	score
09/02	Western Caro.	P	2	1	1	1.0	7.0	1	1	0	0	0	0	0	0	0	0	0	0	0	0	0	0	0	0	0	W	56-13
09/09	Kent St.	P	3	2	1	0.5	6.0	0	0	0	0	0	0	0	0	0	0	0	0	0	0	0	0	0	0	0	W	28-6
09/16	BYU	P	1	0	1	0.0	0.0	0	0	0	0	0	0	0	0	0	0	0	0	0	0	0	0	0	0	0	L	31-38
2023 totals		3-0	6	3	3	1.5	13.0	1	2	0	0	0	0	0	0	0	0	0	0	0	0	0	0	0	0	0	2-1	

GAME 1 ||| WESTERN CAROLINA

Western Carolina (0-1)13
RV/RV Arkansas (1-0)56

September 2, 2023 | Little Rock, Ark.
War Memorial Stadium | Time: Noon | Attendance: 44,397
TV: SECN+ > Eric Frede (PBP), Jordan Reid (Analyst)

SCORING SUMMARY

	1st	2nd	3rd	4th	Final
Western Carolina	3	0	7	3	13
Arkansas	21	14	7	14	56

QTR. TEAM SCORING PLAY

1st	ARK	J.Wilson 65 yd pass from K.Jefferson (C.Little kick), 2-79, 00:36
	ARK	R.Sanders 3 yd rush (C.Little kick), 7-47, 03:26
	ARK	I.TeSlaa 31 yd pass from K.Jefferson (C.Little kick), 1-31, 00:07
	WCU	R.McCollum 34 yd FG, 8-59, 02:41
2nd	ARK	K.Jefferson 17 yd rush (C.Little kick), 5-32, 02:18
	ARK	R.Sanders 1 yd rush (C.Little kick), 8-47, 02:44
3rd	WCU	D.Reid 2 yd rush (R.McCollum kick), 6-53, 02:12
	ARK	A.Armstrong 16 yd pass from K.Jefferson (C.Little kick), 9-69, 04:39
4th	ARK	D.Dozier 14 yd pass from J.Criswell (C.Little kick), 7-48, 03:51
	ARK	B.Spence 85 yd interception return (C.Little kick), 03:36
	WCU	R.McCollum 33 yd FG, 13-60, 04:19

TEAM STATISTICS

	W. CAROLINA	ARKANSAS
FIRST DOWNS	18	21
RUSHES-YARDS (NET)	30-64	36-105
PASSING YDS (NET)	227	274
Passes Comp-Att-Int.	25-40-4	20-25-0
TOTAL OFFENSE PLAYS-YARDS	70-291	61-379
Fumble Returns-Yards	0-0	1-0
Punt Returns-Yards	2-1	2-51
Kickoff Returns-Yards	2-37	2-46
Interception Returns-Yards	0-0	4-101
Punts (Number-Avg)	5-44.4	5-49.0
Fumbles-Lost	1-1	2-0
Penalties-Yards	3-30	7-86
Possession Time	30:43	29:17
Third-Down Conversions	4-15	6-13
Fourth-Down Conversions	1-2	2-2
Red-Zone Scores-Chances	3-4	5-5
Sacks By: Number-Yards	1-13	2-11



QB KJ JEFFERSON accounted for four scores in the season-opening win over Western Carolina, throwing for three and running for one to move into second all-time on the school touchdown responsibility list with 71.

WESTERN CAROLINA

RUSHING	Att.	Gain	Lost	Net	TD	Long	Avg.
Branson Adams	4	38	0	38	0	22	9.5
Markel Townsend	6	20	0	20	0	7	3.3
Brody Palhegyi	3	14	0	14	0	10	4.7
Desmond Reid	11	21	10	11	1	8	1.0
Camury Reid	1	3	0	3	0	3	3.0
Marlin Cochran	1	3	0	3	0	3	3.0
TEAM	1	0	12	-12	0	0	-12.0
Cole Gonzales	3	0	13	-13	0	0	-4.3
Totals:	30	99	35	64	1	22	2.1

PASSING	Comp.	Att.	Int	Yds	TDs	Long	Sack
Charlie Dean	15	23	3	98	0	24	0
Cole Gonzales	9	14	1	118	0	40	2
Brody Palhegyi	1	3	0	11	0	11	0
Totals:	25	40	4	227	0	40	2

RECEIVING	No.	Yds	YAC	TD	Long
Calvin Jones	4	32	17	0	15
Censere Lee	3	41	4	0	40
Corey Washington	3	39	4	0	24
Desmond Reid	3	35	31	0	23
Branson Adams	3	-4	6	0	7
David White	2	18	9	0	15
Ajay Belanger	2	15	5	0	9
De'Andre Tamaraz	1	21	3	0	21
Zion Booker	1	13	0	0	13
Markel Townsend	1	11	14	0	11
Camury Reid	1	6	8	0	6
Marlin Cochran	1	0	6	0	0
Totals:	25	227	107	0	40

PUNTING	No.	Yds	Avg.	Long	I20	TB
Stephen Brantley	5	222	44.4	52	2	0

FIELD GOALS	Made	Att.	Long	Kicks
Richard McCollum	2	2	34	34,33

ARKANSAS

RUSHING	Att.	Gain	Lost	Net	TD	Long	Avg.
Raheim Sanders	15	53	11	42	2	14	2.8
AJ Green	4	22	0	22	0	9	5.5
Isaiah Augustave	4	20	0	20	0	8	5.0
Rashod Dubinion	3	15	0	15	0	7	5.0
Dominique Johnson	3	14	0	14	0	7	4.7
KJ Jefferson	5	24	13	11	1	17	2.2
Jacolby Criswell	1	0	0	0	0	0	0.0
TEAM	1	0	19	-19	0	0	-19.0
Totals:	36	148	43	105	3	17	2.9

PASSING	Comp.	Att.	Int	Yds	TDs	Long	Sack
KJ Jefferson	18	23	0	246	3	65	1
Jacolby Criswell	2	2	0	28	1	14	0
Totals:	20	25	0	274	4	65	1

RECEIVING	No.	Yds	YAC	TD	Long
Andrew Armstrong	5	78	12	1	29
Jaedon Wilson	3	83	75	1	65
Isaac TeSlaa	3	66	10	1	31
Luke Hasz	2	19	2	0	14
Isaiah Sategna	2	14	5	0	13
Raheim Sanders	2	-4	4	0	0
Davion Dozier	1	14	0	1	14
Tyrone Broden	1	3	5	0	3
Rashod Dubinion	1	1	5	0	1
Totals:	20	274	118	4	65

PUNTING	No.	Yds	Avg.	Long	I20	TB
Max Fletcher	5	245	49.0	52	2	0

FIELD GOALS	Made	Att.	Long	Kicks
-------------	------	------	------	-------

GAME 2 ||| KENT STATE

Kent State (0-2) 6
RV/RV Arkansas (2-0) 28

September 9, 2023 | Fayetteville, Ark.

Donald W. Reynolds Razorback Stadium | Time: 3 p.m. | Attendance: 73,173

TV: SECN > Dave Neal (PBP), Derek Mason (Analyst), Taylor Davis (Sideline)

SCORING SUMMARY

	1st	2nd	3rd	4th	Final
Kent State	3	3	0	0	6
Arkansas	7	7	7	7	28

QTR. TEAM SCORING PLAY

1st	KSU	A.Glass 48 yd FG, 11-51, 06:52
	ARK	A.Grier 25 yd interception return (C.Little kick), 00:08
2nd	KSU	A.Glass 38 yd FG, 10-52, 05:48
	ARK	A.Armstrong 5 yd pass from K.Jefferson (C.Little kick), 8-75, 04:09
3rd	ARK	R.Dubinion 1 yd rush (C.Little kick), 12-91, 06:28
4th	ARK	A.Armstrong 9 yd pass from K.Jefferson (C.Little kick), 15-73, 07:54

TEAM STATISTICS

	KENT STATE	ARKANSAS
FIRST DOWNS	14	19
RUSHES-YARDS (NET)	36-26	45-172
PASSING YDS (NET)	174	136
Passes Comp-Att-Int.	11-17-1	13-19-1
TOTAL OFFENSE PLAYS-YARDS	200	308
Fumble Returns-Yards	0-0	0-0
Punt Returns-Yards	0-0	1-8
Kickoff Returns-Yards	0-0	1-17
Interception Returns-Yards	0-0	1-25
Punts (Number-Avg)	5-36.4	3-44.7
Fumbles-Lost	0-0	1-0
Penalties-Yards	5-39	4-34
Possession Time	27:44	32:16
Third-Down Conversions	4-12	9-14
Fourth-Down Conversions	0-1	1-2
Red-Zone Scores-Chances	1-2	3-3
Sacks By: Number-Yards	2-15	7-50



LB JAHEIM THOMAS stuffed the stat sheet in the home opener with a career-high 12 tackles and 1.5 sacks as part of the Razorbacks' seven sacks in the win.

KENT STATE

RUSHING	Att.	Gain	Lost	Net	TD	Long	Avg.
Gavin Garcia	18	73	5	68	0	15	3.8
Xavier Williams	2	3	0	3	0	3	1.5
Jaylen Thomas	5	5	4	1	0	4	0.2
Michael Alaimo	11	4	50	-46	0	2	-4.2
Totals:	36	85	59	26	0	15	0.7

PASSING	Comp.	Att.	Int	Yds	TDs	Long	Sack
Michael Alaimo	11	17	1	174	0	36	7

RECEIVING	No.	Yds	YAC	TD	Long
Trell Harris	4	78	28	0	36
Justin Holmes	4	49	39	0	13
Luke Floriea	2	14	4	0	8
Chrishon McCray	1	33	28	0	33
Totals:	11	174	99	0	36

PUNTING	No.	Yds	Avg.	Long	I20	TB
Josh Smith	5	182	36.4	41	2	0

FIELD GOALS	Made	Att.	Long	Kicks
Andrew Glass	2	2	48	48,38

ARKANSAS

RUSHING	Att.	Gain	Lost	Net	TD	Long	Avg.
AJ Green	15	84	2	82	0	23	5.5
KJ Jefferson	13	63	15	48	0	18	3.7
Rashod Dubinion	10	36	2	34	1	9	3.4
Dominique Johnson	7	15	7	8	0	4	1.1
Totals:	45	198	26	172	1	23	3.8

PASSING	Comp.	Att.	Int	Yds	TDs	Long	Sack
KJ Jefferson	13	19	0	136	2	36	2

RECEIVING	No.	Yds	YAC	TD	Long
Andrew Armstrong	4	21	13	2	9
Isaac TeSlaa	3	51	10	0	36
Luke Hasz	3	26	7	0	10
Jaedon Wilson	2	31	9	0	31
AJ Green	1	7	13	0	7
Totals:	13	136	52	2	36

PUNTING	No.	Yds	Avg.	Long	I20	TB
Max Fletcher	3	134	44.7	47	1	0

FIELD GOALS	Made	Att.	Long	Kicks
-------------	------	------	------	-------

BYU (3-0)..... 38
RV/RV Arkansas (2-1) 31

September 16, 2023 | Fayetteville, Ark.

Donald W. Reynolds Razorback Stadium | Time: 6:30 p.m. | Attendance: 74,821

TV: ESPN2 > Brian Custer (PBP), Rod Gilmore (Analyst), Lauren Sisler (Sideline)

SCORING SUMMARY

	1st	2nd	3rd	4th	Final
BYU	14	7	10	7	38
Arkansas	14	10	7	0	31

QTR. TEAM SCORING PLAY

1st	ARK	A.Green 55 yd rush (C.Little kick), 4-75, 01:39
	ARK	I.Sategna 88 yd punt return (C.Little kick), 01:48
	BYU	D.Smith 37 yd pass from P.Kingston (#44 W.Ferrin kick), 2-53, 00:52
	BYU	L.Martin 45 yd rush (W.Ferrin kick), 1-45, 00:10
2nd	BYU	L.Martin 1 yd rush (W.Ferrin kick), 10-70, 03:20
	ARK	L.Hasz 19 yd pass from K.Jefferson (C.Little kick), 10-70, 05:32
	ARK	C.Little 26 yd FG, 5-36, 01:34
3rd	ARK	A.Green 7 yd rush (C.Little kick), 4-53, 01:57
	BYU	W.Ferrin 43 yd FG, 6-24, 02:31
	BYU	P.Kingston 20 yd pass from K.Slovic (W.Ferrin kick), 1-20, 00:10
4th	BYU	C.Roberts 7 yd pass from K.Slovic (W.Ferrin kick), 9-69, 04:46

TEAM STATISTICS

	BYU	ARKANSAS
FIRST DOWNS.....	17	21
RUSHES-YARDS (NET).....	31-77	39-177
PASSING YDS (NET).....	204	247
Passes Comp-Att-Int.....	14-26-0	24-35-1
TOTAL OFFENSE PLAYS-YARDS.....	57-281	74-424
Fumble Returns-Yards.....	1-0	1-1
Punt Returns-Yards.....	2-11	3-95
Kickoff Returns-Yards.....	2-56	3-49
Interception Returns-Yards.....	1-24	0-0
Punts (Number-Avg).....	7-45.4	6-39.8
Fumbles-Lost.....	2-1	2-1
Penalties-Yards.....	7-45	14-125
Possession Time.....	24:50	35:10
Third-Down Conversions.....	4-13	2-13
Fourth-Down Conversions.....	0-0	1-2
Red-Zone Scores-Chances.....	4-4	3-4
Sacks By: Number-Yards.....	4-25	3-18



WR ISAIAH SATEGNA returned a punt 88 yards for a touchdown in the first quarter for his first career TD.

BYU

RUSHING	Att.	Gain	Lost	Net	TD	Long	Avg.
LJ Martin	23	92	15	77	2	45	3.3
Deion Smith	2	5	0	5	0	5	2.5
Parker Kingston	1	3	0	3	0	3	3.0
Kody Epps	1	2	0	2	0	2	2.0
Kedon Slovis	4	8	18	-10	0	8	-2.5
Totals:	31	110	33	77	2	45	2.5

PASSING	Comp.	Att.	Int	Yds	TDs	Long	Sack
Kedon Slovis	13	25	0	167	2	37	3
Parker Kingston	1	1	0	37	1	37	0
Totals:	14	26	0	204	3	37	3

RECEIVING	No.	Yds	YAC	TD	Long
Isaac Rex	4	57	35	0	26
Parker Kingston	3	46	34	1	20
Chase Roberts	2	12	5	1	7
LJ Martin	2	11	17	0	11
Keelan Marion	1	37	8	0	37
Deion Smith	1	37	7	1	37
Mata'ava Ta'ase	1	4	5	0	4
Totals:	14	204	111	3	37

PUNTING	No.	Yds	Avg.	Long	I20	TB
Ryan Rehkow	7	318	45.4	54	1	0

FIELD GOALS	Made	Att.	Long	Kicks
Will Ferrin	1	2	43	43,x50

ARKANSAS

RUSHING	Att.	Gain	Lost	Net	TD	Long	Avg.
AJ Green	9	89	3	86	2	55	9.6
Rashod Dubinion	13	47	0	47	0	15	3.6
KJ Jefferson	13	40	19	21	0	19	1.6
Dominique Johnson	2	14	0	14	0	13	7.0
Tyrone Broden	1	9	0	9	0	9	9.0
Isaac TeSlaa	1	0	0	0	0	0	0.0
Totals:	39	199	22	177	2	55	4.5

PASSING	Comp.	Att.	Int	Yds	TDs	Long	Sack
KJ Jefferson	24	35	1	247	1	30	4

RECEIVING	No.	Yds	YAC	TD	Long
Andrew Armstrong	9	98	41	0	21
Luke Hasz	4	78	15	1	30
Isaac TeSlaa	4	26	21	0	15
Jaedon Wilson	2	16	3	0	13
Tyrone Broden	1	12	2	0	12
AJ Green	1	7	6	0	7
Rashod Dubinion	1	7	3	0	7
Isaiah Sategna	1	5	0	0	5
Dominique Johnson	1	-2	3	0	0
Totals:	24	247	94	1	30

PUNTING	No.	Yds	Avg.	Long	I20	TB
Max Fletcher	6	239	39.8	54	1	0

FIELD GOALS	Made	Att.	Long	Kicks
Cam Little	1	2	26	26,x49

TEAM STATISTICS

	ARK	OPP
Scoring	115	57
Points per game	38.3	19.0
Points Off Turnovers	38	7
First Downs	61	49
Rushing	28	11
Passing	29	28
Penalty	4	10
Rushing Yardage	454	167
Yards gained rushing	545	294
Yards lost rushing	91	127
Rushing attempts	120	97
Average per rush	3.8	1.7
Average per game	151.3	55.7
TDs Rushing	6	3
Passing Yardage	657	605
Comp-Att-Int	57-79-1	50-83-5
Average per pass	8.3	7.3
Average per catch	11.5	12.1
Average per game	219.0	201.7
TDs Passing	7	3
Total offense	1111	772
Total plays	199	180
Average per play	5.6	4.3
Average per game	370.3	257.3
Kick returns: #-Yards	6-137	4-93
Punt returns: #-Yards	6-154	4-12
Int returns: #-Yards	5-126	1-24
Kick return average	22.8	23.3
Punt return average	25.7	3.0
Int return average	25.2	24.0
Fumbles-Lost	5-1	3-2
Penalties-Yards	25-245	15-114
Average per game	81.7	38.0
Punts-Yards	14-618	17-722
Average per punt	44.1	42.5
Net punt average	43.3	33.4
Kickoffs-Yards	18-1152	13-839
Average per kick	64.0	64.5
Net kick average	39.9	41.2
Time of possession / game	32:14	27:46
3rd-down conversion	17/40	12/40
3rd-down pct	43%	30%
4rd-down conversion	4/6	1/3
4rd-down pct	67%	33%
Sacks by-Yards	12-79	7-53
Misc Yards	0	0
Touchdowns scored	16	6
Field goals - attempts	1-2	5-6
On-Side kicks	0-0	0-0
Red-zone scores	(11-12) 92%	(8-10) 80%
Red-zone touchdowns	(10-12) 83%	(4-10) 40%
PAT-attempts	(16-16) 100%	(6-6) 100%
2-point conversion-attempts	(0-0) 0%	(0-0) 0%
Attendance	192391	0
Games / Avg per game	3/64130	0/0
Neutral site games	-	0/0

Score by Periods

Team	1st	2nd	3rd	4th	OT	TOT
Arkansas	42	31	21	21	0	115
Opponents	20	10	17	10	0	57

ARKANSAS GAME-BY-GAME STATISTICS

Date	Opponent	Rushing				Receiving				Passing				Kick Returns				Punt Returns				tot	
		no.	yds	td	lg	no.	yds	td	lg	cmp	att	int	yds	td	lg	no.	yds	td	lg	no.	yds	td	lg
09/02/2023	Western Caro.	36	105	3	17	20	274	4	65	20-25-0	274	4	65	2	46	0	28	2	51	0	39		379
09/09/2023	Kent St.	45	172	1	23	13	136	2	36	13-19-0	136	2	36	1	17	0	17	1	8	0	8		308
09/16/2023	BYU	39	177	2	55	24	247	1	30	24-35-1	247	1	30	3	74	0	29	3	95	1	88		424
Arkansas		120	454	6	55	57	657	7	65	57-79-1	657	7	65	6	137	0	29	6	154	1	88		1111
Opponents		97	167	3	45	50	605	3	40	50-83-5	605	3	40	4	93	0	46	4	12	0	7		772

Arkansas Averages

Games	Avg/ rush	Avg/ catch	Pass effc	KR avg	PR avg	All purpose avg/game	Total offense avg/game
3	3.8	11.5	168.7	22.8	25.7	509.3	370.3

Date	Opponent	Tackles				Sacks	Fumble		Pass Defense			blkd	PAT attempts			off		
		ua	a	total	tfl-yds	no-yds	ff	fr-yds	int-yds	qbh	brup	kick	kick	rush	rcv	saf	t/o	pts
09/02/2023	Western Caro.	36	36	72	10.0-50	2-11	1	1-0	4-101	1	2	0	8-8	0	0	0	28	56
09/09/2023	Kent St.	21	44	65	11.0-59	7-50	0	0-0	1-25	1	2	0	4-4	0	0	0	7	28
09/16/2023	BYU	33	22	55	9.0-33	3-18	2	1-1	0-0	4	5	0	4-4	0	0	0	3	31
Arkansas		90	102	192	30.0-142	12-79	3	2-1	5-126	6	9	0	16-16	0	0	0	38	115
Opponents		89	140	229	16.0-84	7-53	3	1-0	1-24	2	5	0	6-6	0	0	0	7	57

Date	Opponent	Punting										Field Goals			Kickoffs				
		no.	yds	avg	long	blkd	tb	fc	50+	i20	md-att	long	blkd	no.	yds	avg	tb	ob	
09/02/2023	Western Caro.	5	245	49.0	52	0	0	2	3	2	0-0	0	0	8	513	64.1	6	0	
09/09/2023	Kent St.	3	134	44.7	47	0	0	3	0	1	0-0	0	0	5	325	65.0	5	0	
09/16/2023	BYU	6	239	39.8	54	0	0	2	2	1	1-2	26	0	5	314	62.8	3	0	
Arkansas		14	618	44.1	54	0	0	7	5	4	1-2	26	0	18	1152	64.0	14	0	
Opponents		17	722	42.5	54	0	0	7	5	5	5-6	48	0	13	839	64.5	7	0	

OPPONENT GAME-BY-GAME STATISTICS

		Rushing				Receiving				Passing				Kick Returns				Punt Returns				tot		
Date	Opponent	no.	yds	td	lg	no.	yds	td	lg	cmp	att	int	yds	td	lg	no.	yds	td	lg	no.	yds	td	lg	off
09/02/2023	Western Caro.	30	64	1	22	25	227	0	40	25	40	4	227	0	40	2	37	0	20	2	1	0	1	291
09/09/2023	Kent St.	36	26	0	15	11	174	0	36	11	17	1	174	0	36	0	0	0	0	0	0	0	0	200
09/16/2023	BYU	31	77	2	45	14	204	3	37	14	26	0	204	3	37	2	56	0	46	2	11	0	7	281
Opponents		97	167	3	45	50	605	3	40	50	83	5	605	3	40	4	93	0	46	4	12	0	7	772
Arkansas		120	454	6	55	57	657	7	65	57	79	1	657	7	65	6	137	0	29	6	154	1	88	1111

Opponents Averages

Games	Avg/ rush	Avg/ catch	Pass effc	KR avg	PR avg	All purpose avg/game	Total offense avg/game
3	1.7	12.1	121.3	23.3	3.0	300.3	257.3

Date	Opponent	Tackles				Sacks	Fumble		Pass Defense			blkd	PAT attempts			off		
		ua	a	total	tfl-yds	no-yds	ff	fr-yds	int-yds	qbh	brup	kick	kick	rush	rcv	saf	t/o	pts
09/02/2023	Western Caro.	31	40	71	4.0-28	1-13	1	0-0	0-0	1	1	0	1-1	0	0	0	0	13
09/09/2023	Kent St.	27	50	77	6.0-26	2-15	0	0-0	0-0	0	1	0	0-0	0	0	0	0	6
09/16/2023	BYU	31	50	81	6.0-30	4-25	2	1-0	1-24	1	3	0	5-5	0	0	0	7	38
Opponents		89	140	229	16.0-84	7-53	3	1-0	1-24	2	5	0	6-6	0	0	0	7	57
Arkansas		90	102	192	30.0-142	12-79	3	2-1	5-126	6	9	0	16-16	0	0	0	38	115

Date	Opponent	Punting										Field Goals			Kickoffs			
		no.	yds	avg	long	blkd	tb	fc	50+	i20	md-att	long	blkd	no.	yds	avg	tb	ob
09/02/2023	Western Caro.	5	222	44.4	52	0	0	2	2	2	2-2	34	0	3	192	64.0	1	0
09/09/2023	Kent St.	5	182	36.4	41	0	0	3	0	2	2-2	48	0	3	195	65.0	2	0
09/16/2023	BYU	7	318	45.4	54	0	0	2	3	1	1-2	43	0	7	452	64.6	4	0
Opponents		17	722	42.5	54	0	0	7	5	5	5-6	48	0	13	839	64.5	7	0
Arkansas		14	618	44.1	54	0	0	7	5	4	1-2	26	0	18	1152	64.0	14	0

TEAM COMPARISON GAME-BY-GAME STATISTICS

Opponent	Score	First Downs				Rushing Number-Yards	Passing		Total Offense Plays-Yards	Return Yards	Turn- Overs
		Total	Rush	Pass	Pen		Comp-Att.-Int	Yards			
Western Caro.	56-13	21 / 18	8 / 3	12 / 10	1 / 5	36-105 / 30-64	20-25-0 / 25-40-4	274 / 227	61-379 / 70-291	198 / 38	0 / 5
Kent St.	28-6	19 / 14	11 / 4	6 / 8	2 / 2	45-172 / 36-26	13-19-0 / 11-17-1	136 / 174	64-308 / 53-200	50 / 0	0 / 1
BYU	31-38	21 / 17	9 / 4	11 / 10	1 / 3	39-177 / 31-77	24-35-1 / 14-26-0	247 / 204	74-424 / 57-281	170 / 91	2 / 1
Totals	115-57	61 / 49	28 / 11	29 / 28	4 / 10	120-454 / 97-167	57-79-1 / 50-83-5	657 / 605	199-1111 / 180-772	418 / 129	2 / 7

Opponents	3rd Down Conversion	4th Down Conversion	Time of Possession	TOP Margin	Avg Yds/Rush	Avg Yds/Pass	Avg Yds/Play	Punting Number-Avg	Penalties Number-Yards	Sacks
Western Caro.	6-13 / 4-15	2-2 / 1-2	29:17 / 30:43	-01:26	2.9 / 2.1	11.0 / 5.7	6.2 / 4.2	5-49.0 / 5-44.4	7-86.0 / 3-30.0	2 / 1
Kent St.	9-14 / 4-12	1-2 / 0-1	32:16 / 27:44	04:32	3.8 / 0.7	7.2 / 10.2	4.8 / 3.8	3-44.7 / 5-36.4	4-34.0 / 5-39.0	7 / 2
BYU	2-13 / 4-13	1-2 / 0-0	35:10 / 24:50	10:20	4.5 / 2.5	7.1 / 7.8	5.7 / 4.9	6-39.8 / 7-45.4	14-125.0 / 7-45.0	3 / 4
Totals	17-40 / 12-40	4-6 / 1-3	96:43 / 83:17	13:26	3.8 / 1.7	8.3 / 7.3	5.6 / 4.3	14-44.1 / 17-42.5	25-245.0 / 15-114.0	12 / 7

Note: Game totals are displayed in the format TEAM/OPPONENT for each category

ARKANSAS INDIVIDUAL STATISTICS

Rushing

Player	gp	att	gain	loss	net	avg	td	lg	avg/g
AJ Green	3	28	195	5	190	6.8	2	55	63.3
Rashod Dubinion	3	26	98	2	96	3.7	1	15	32.0
KJ Jefferson	3	31	127	47	80	2.6	1	19	26.7
Raheim Sanders	1	15	53	11	42	2.8	2	14	42.0
Dominique Johnson	3	12	43	7	36	3.0	0	13	12.0
Isaiah Augustave	3	4	20	0	20	5.0	0	8	6.7
Tyrone Broden	3	1	9	0	9	9.0	0	9	3.0
Team	3	1	0	19	-19	-19.0	0	0	-6.3
Total	3	120	545	91	454	3.8	6	55	151.3
Opponents	3	97	294	127	167	1.7	3	45	55.7

Passing

Player	gp	effic	comp-att-int	pct	yds	td	lg	avg/g
KJ Jefferson	3	163.2	55-77-1	71.4	629	6	65	209.7
Jacoby Criswell	1	382.6	2-2-0	100.0	28	1	14	28.0
Total	3	168.7	57-79-1	72.2	657	7	65	219.0
Opponents	3	121.2	50-83-5	60.2	605	3	40	201.7

Receiving

Player	gp	no.	yds	avg	td	lg	avg/g
Andrew Armstrong	3	18	197	10.9	3	29	65.7
Isaac TeSlaa	3	10	143	14.3	1	36	47.7
Luke Hasz	3	9	123	13.7	1	30	41.0
Jaedon Wilson	3	7	130	18.6	1	65	43.3
Isaiah Sategna	3	3	19	6.3	0	13	6.3
Tyrone Broden	3	2	15	7.5	0	12	5.0
AJ Green	3	2	14	7.0	0	7	4.7
Raheim Sanders	1	2	-4	-2.0	0	0	-4.0
Rashod Dubinion	3	2	8	4.0	0	7	2.7
Dominique Johnson	3	1	-2	-2.0	0	0	-0.7
Davion Dozier	1	1	14	14.0	1	14	14.0
Total	3	57	657	11.5	7	65	219.0
Opponents	3	50	605	12.1	3	40	201.7

ARKANSAS INDIVIDUAL STATISTICS

Scoring

Player	td	fg	PAT						pts
			kick	rush	rcv	pass	dxp	saf	
Cam Little	-	1-2	16-16	-	-	-	-	-	19
Andrew Armstrong	3	-	-	-	-	-	-	-	18
AJ Green	2	-	-	-	-	-	-	-	12
Raheim Sanders	2	-	-	-	-	-	-	-	12
KJ Jefferson	1	-	-	-	-	-	-	-	6
Antonio Grier	1	-	-	-	-	-	-	-	6
Isaac TeSlaa	1	-	-	-	-	-	-	-	6
Jaedon Wilson	1	-	-	-	-	-	-	-	6
Rashod Dubinion	1	-	-	-	-	-	-	-	6
Isaiah Sategna	1	-	-	-	-	-	-	-	6
Davion Dozier	1	-	-	-	-	-	-	-	6
Luke Hasz	1	-	-	-	-	-	-	-	6
Brad Spence	1	-	-	-	-	-	-	-	6
Total	16	1-2	16-16	0	0	0	0	0	115
Opponents	6	5-6	6-6	0	0	0	0	0	57

Field Goals

Player	fg	pct.	01-19	20-29	30-39	40-49	50-99	lg	blk
Cam Little	1-2	50.0	0-0	1-1	0-0	0-1	0-0	26	0
Opponents	5-6	83.3	0-0	0-0	3-3	2-2	0-1	48	0

FG Sequence

Team Name	Arkansas	Opponents
BYU	(26),49	(43),50
Western Caro.		(34),(33)
Kent St.		(48),(38)

Numbers in (parentheses) indicate field goal was made

Total Offense

Player	g	plays	rush	pass	total	avg/g
KJ Jefferson	3	108	80	629	709	236.3
AJ Green	3	28	190	0	190	63.3
Rashod Dubinion	3	26	96	0	96	32.0
Raheim Sanders	1	15	42	0	42	42.0
Dominique Johnson	3	12	36	0	36	12.0
Jacolby Criswell	1	3	0	28	28	28.0
Isaiah Augustave	3	4	20	0	20	6.7
Tyrone Broden	3	1	9	0	9	3.0
Team	3	0	-19	0	-19	-6.3
Total	3	199	454	657	1111	370.3
Opponents	3	180	167	605	772	257.3

Punting

Player	no.	yds	avg	lg	tb	fc	i20	50+	blk
Max Fletcher	14	618	44.1	54	0	7	4	5	0
Total	14	618	44.1	54	0	7	4	5	0
Opponents	17	722	42.5	54	0	7	5	5	0

Kickoffs

Player	no.	yds	avg	tb	ob	retn	net	ydl
Cam Little	16	1022	63.9	12	0			
Blake Ford	2	130	65.0	2	0			
Total	18	1152	64.0	14	0	4	39.9	25
Opponents	13	839	64.5	7	0	6	41.2	23

GAME-BY-GAME OFFENSIVE LINE SNAPS

Player	Total	WCU	KENT	BYU	LSU	TAMU	MISS	ALA	MSU	FLA	AUB	FIU	MIZ
Beaux Limmer	199	55	65	79									
Patrick Kutas	196	55	65	76									
Josh Braun	180	55	46	79									
Andrew Chamblee	152	49	42	72									
Brady Latham	144	-	65	79									
Ty'Kieast Crawford	75	55	20	0									
Devon Manuel	54	31	23	-									
E'Marion Harris	17	7	-	10									
Amaury Wiggins	8	8	-	-									
Josh Street	7	7	-	0									

ARKANSAS INDIVIDUAL STATISTICS

All Purpose

Player	g	rush	rcv	pr	kr	ir	total	avg/g
Isaiah Sategna	3	0	19	154	137	0	310	103.3
AJ Green	3	190	14	0	0	0	204	68.0
Andrew Armstrong	3	0	197	0	0	0	197	65.7
Isaac TeSlaa	3	0	143	0	0	0	143	47.7
Jaedon Wilson	3	0	130	0	0	0	130	43.3
Luke Hasz	3	0	123	0	0	0	123	41.0
Rashod Dubinion	3	96	8	0	0	0	104	34.7
Brad Spence	3	0	0	0	0	85	85	28.3
KJ Jefferson	3	80	0	0	0	0	80	26.7
Raheim Sanders	1	42	-4	0	0	0	38	38.0
Dominique Johnson	3	36	-2	0	0	0	34	11.3
Antonio Grier	2	0	0	0	0	25	25	12.5
Tyrone Broden	3	9	15	0	0	0	24	8.0
Isaiah Augustave	3	20	0	0	0	0	20	6.7
Dwight McGlothern	3	0	0	0	0	16	16	5.3
Davion Dozier	1	0	14	0	0	0	14	14.0
Team	3	-19	0	0	0	0	-19	-6.3
Total	3	454	657	154	137	126	1528	509.3
Opponents	3	167	605	12	93	24	901	300.3

Punt Returns

Player	no.	yds	avg	td	lg
Isaiah Sategna	6	154	25.7	1	88
Total	6	154	25.7	1	88
Opponents	4	12	3.0	0	7

Interceptions

Player	no.	yds	avg	td	lg
Hudson Clark	1	0	0.0	0	0
Antonio Grier	1	25	25.0	1	25
Dwight McGlothern	1	16	16.0	0	16
Jayden Johnson	1	0	0.0	0	0
Brad Spence	1	85	85.0	1	85
Total	5	126	25.2	2	85
Opponents	1	24	24.0	0	24

Kick Returns

Player	no.	yds	avg	td	lg
Isaiah Sategna	6	137	22.8	0	29
Total	6	137	22.8	0	29
Opponents	4	93	23.3	0	46

Fumble Returns

Player	no.	yds	avg	td	lg
Hudson Clark	1	1	1.0	0	1
TJ Metcalf	1	0	0.0	0	0
Total	2	1	0.5	0	1
Opponents	1	0	0.0	0	0

ARKANSAS DEFENSIVE STATISTICS

##	Player	gp	Tackles				Sacks	Pass defense			Fumbles		blkd	
			ua	a	tot	tfl/yds	no-yds	int-yds	brup	qbh	fr-yds	ff	kick	saf
28	Jaheim Thomas	3	14	16	30	4.5-19	2.5-11	.	1	1
27	Chris Paul Jr.	3	7	10	17	2.5-12	1-6
8	Jayden Johnson	3	8	7	15	0.5-0	.	1-0	.	.	.	1	.	.
9	Taurean Carter	3	3	8	11	2-5	1-4	.	.	1
40	Landon Jackson	3	7	3	10	6-42	2-24
13	Alfahiym Walcott	3	5	3	8	.	.	.	1
5	Cameron Ball	3	1	6	7
15	Jaheim Singletary	3	4	3	7	0.5-1	.	.	2
22	Brad Spence	3	2	4	6	.	.	1-85
93	Keivie Rose	3	3	3	6	2-14	1.5-13
11	Jaylon Braxton	3	3	2	5	.	.	.	2
7	Trajan Jeffcoat	2	3	2	5	4-16	1.5-9
17	Hudson Clark	3	4	1	5	1-5	.	1-0	1	.	1-1	.	.	.
50	Eric Gregory	3	2	3	5	0.5-1	.	.	.	2
18	TJ Metcalf	3	5	.	5	1-0	.	.	.
6	John Morgan III	3	2	2	4	2-12	2-12	1	.	.
58	Jashaud Stewart	2	2	2	4	1-3	.	.	.	2
1	Lorando Johnson	3	2	2	4	1-7	.	.	1
2	Dwight McGlothorn	3	4	.	4	1-4	.	1-16	1	.	.	1	.	.
94	Jon Hill	1	.	4	4
36	Jordan Crook	3	1	2	3
3	Antonio Grier	2	1	2	3	.	.	1-25
10	Anthony Booker Jr.	3	1	2	3	1.5-1	0.5-0
21	Jaylen Lewis	1	.	2	2
56	Zach Williams	3	.	2	2
41	Kyle Thompson	1	.	2	2
25	Kee'yon Stewart	2	1	1	2
0	Nico Davillier	3	.	2	2
95	Ian Geffrard	1	.	2	2
35	Mani Powell	3	1	1	2
24	LaDarrius Bishop	3	.	1	1
33	Dylan Hasz	3	.	1	1
75	Patrick Kutas	2	1	.	1
0	AJ Green	3	1	.	1
97	Quincy Rhodes Jr.	1	1	.	1
48	Eli Stein	3	.	1	1
17	Tyrone Broden	3	1	.	1
Totals		3	90	102	192	30-142	12-79	5-126	9	6	2-1	3	0	0
Opponents		3	89	140	229	16-84	7-53	1-24	5	2	1-0	3	0	0

ARKANSAS INDIVIDUAL GAME HIGHS

RUSHES	15	AJ Green vs Kent St. (09/09/2023)
	15	Raheim Sanders vs Western Caro. (09/02/2023)
YARDS RUSHING	86	AJ Green vs BYU (09/16/2023)
TD RUSHES	2	AJ Green vs BYU (09/16/2023)
	2	Raheim Sanders vs Western Caro. (09/02/2023)
LONG RUSH	55	AJ Green vs BYU (09/16/2023)
PASS ATTEMPTS	35	KJ Jefferson vs BYU (09/16/2023)
PASS COMPLETIONS	24	KJ Jefferson vs BYU (09/16/2023)
YARDS PASSING	247	KJ Jefferson vs BYU (09/16/2023)
TD PASSES	3	KJ Jefferson vs Western Caro. (09/02/2023)
LONG PASS	65	KJ Jefferson vs Western Caro. (09/02/2023)
RECEPTIONS	9	Andrew Armstrong vs BYU (09/16/2023)
YARDS RECEIVING	98	Andrew Armstrong vs BYU (09/16/2023)
TD RECEPTIONS	2	Andrew Armstrong vs Kent St. (09/09/2023)
LONG RECEPTION	65	Jaedon Wilson vs Western Caro. (09/02/2023)
PUNTS	6	Max Fletcher vs BYU (09/16/2023)
PUNTING AVG	49.0	Max Fletcher vs Western Caro. (09/02/2023)
LONG PUNT	54	Max Fletcher vs BYU (09/16/2023)
PUNTS INSIDE 20	2	Max Fletcher vs Western Caro. (09/02/2023)
LONG PUNT RETURN	88	Isaiah Sategna vs BYU (09/16/2023)
LONG KICKOFF RETURN	29	Isaiah Sategna vs BYU (09/16/2023)
TACKLES	12	Jaheim Thomas vs Kent St. (09/09/2023)
SACKS	1.5	Jaheim Thomas vs Kent St. (09/09/2023)
	1.5	Trajan Jeffcoat vs Kent St. (09/09/2023)
TACKLES FOR LOSS	3	Landon Jackson vs BYU (09/16/2023)

ARKANSAS TEAM GAME HIGHS

RUSHES	45	Kent St. (09/09/2023)
YARDS RUSHING	177	BYU (09/16/2023)
YARDS PER RUSH	4.5	BYU (09/16/2023)
TD RUSHES	3	Western Caro. (09/02/2023)
PASS ATTEMPTS	35	BYU (09/16/2023)
PASS COMPLETIONS	24	BYU (09/16/2023)
YARDS PASSING	274	Western Caro. (09/02/2023)
YARDS PER PASS	11.0	Western Caro. (09/02/2023)
TD PASSES	4	Western Caro. (09/02/2023)
TOTAL PLAYS	74	BYU (09/16/2023)
TOTAL OFFENSE	424	BYU (09/16/2023)
YARDS PER PLAY	6.2	Western Caro. (09/02/2023)
POINTS	56	Western Caro. (09/02/2023)
SACKS BY	7	Kent St. (09/09/2023)
FIRST DOWNS	21	BYU (09/16/2023)
	21	Western Caro. (09/02/2023)
PENALTIES	14	BYU (09/16/2023)
PENALTY YARDS	125	BYU (09/16/2023)
TURNOVERS	2	BYU (09/16/2023)
PUNTS	6	BYU (09/16/2023)
PUNTING AVG	49.0	Western Caro. (09/02/2023)
LONG PUNT	54	BYU (09/16/2023)
PUNTS INSIDE 20	2	Western Caro. (09/02/2023)
LONG PUNT RETURN	88	BYU (09/16/2023)

OPPONENT INDIVIDUAL GAME HIGHS

RUSHES	23	LJ Martin vs BYU (09/16/2023)
YARDS RUSHING	77	LJ Martin vs BYU (09/16/2023)
TD RUSHES	2	LJ Martin vs BYU (09/16/2023)
LONG RUSH	45	LJ Martin vs BYU (09/16/2023)
PASS ATTEMPTS	25	Kedon Slovis vs BYU (09/16/2023)
PASS COMPLETIONS	15	Charlie Dean vs Western Caro. (09/02/2023)
YARDS PASSING	174	Michael Alaimo vs Kent St. (09/09/2023)
TD PASSES	2	Kedon Slovis vs BYU (09/16/2023)
LONG PASS	40	Cole Gonzales vs Western Caro. (09/02/2023)
RECEPTIONS	4	Isaac Rex vs BYU (09/16/2023)
	4	Trell Harris vs Kent St. (09/09/2023)
	4	Justin Holmes vs Kent St. (09/09/2023)
	4	Calvin Jones vs Western Caro. (09/02/2023)
YARDS RECEIVING	78	Trell Harris vs Kent St. (09/09/2023)
TD RECEPTIONS	1	Deion Smith vs BYU (09/16/2023)
	1	Parker Kingston vs BYU (09/16/2023)
	1	Chase Roberts vs BYU (09/16/2023)
LONG RECEPTION	40	Censere Lee vs Western Caro. (09/02/2023)
FIELD GOALS	2	Andrew Glass vs Kent St. (09/09/2023)
	2	Richard McCollum vs Western Caro. (09/02/2023)
LONG FIELD GOALS	48	Andrew Glass vs Kent St. (09/09/2023)
PUNTS	7	Ryan Rehkow vs BYU (09/16/2023)
PUNTING AVG	45.4	Ryan Rehkow vs BYU (09/16/2023)
LONG PUNT	54	Ryan Rehkow vs BYU (09/16/2023)
PUNTS INSIDE 20	2	Josh Smith vs Kent St. (09/09/2023)
	2	Stephen Brantley vs Western Caro. (09/02/2023)
LONG PUNT RETURN	7	Hobbs Nyberg vs BYU (09/16/2023)
LONG KICKOFF RETURN	46	Parker Kingston vs BYU (09/16/2023)
TACKLES	10	AJ Vongphachanh vs BYU (09/16/2023)
	10	Jakob Robinson vs BYU (09/16/2023)
	10	Bryce Sheppert vs Kent St. (09/09/2023)
SACKS	1.5	Tyler Batty vs BYU (09/16/2023)
TACKLES FOR LOSS	2	Eddie Heckard vs BYU (09/16/2023)
INTERCEPTIONS	1	Max Tooley vs BYU (09/16/2023)

OPPONENT TEAM GAME HIGHS

RUSHES	36	Kent St. (09/09/2023)
YARDS RUSHING	77	BYU (09/16/2023)
YARDS PER RUSH	2.5	BYU (09/16/2023)
TD RUSHES	2	BYU (09/16/2023)
PASS ATTEMPTS	40	Western Caro. (09/02/2023)
PASS COMPLETIONS	25	Western Caro. (09/02/2023)
YARDS PASSING	227	Western Caro. (09/02/2023)
YARDS PER PASS	10.2	Kent St. (09/09/2023)
TD PASSES	3	BYU (09/16/2023)
TOTAL PLAYS	70	Western Caro. (09/02/2023)
TOTAL OFFENSE	291	Western Caro. (09/02/2023)
YARDS PER PLAY	4.9	BYU (09/16/2023)
POINTS	38	BYU (09/16/2023)
SACKS BY	4	BYU (09/16/2023)
FIRST DOWNS	18	Western Caro. (09/02/2023)
PENALTIES	7	BYU (09/16/2023)
PENALTY YARDS	45	BYU (09/16/2023)
TURNOVERS	5	Western Caro. (09/02/2023)
PUNTS	7	BYU (09/16/2023)
PUNTING AVG	45.4	BYU (09/16/2023)
LONG PUNT	54	BYU (09/16/2023)
PUNTS INSIDE 20	2	Kent St. (09/09/2023)
	2	Western Caro. (09/02/2023)
LONG PUNT RETURN	7	BYU (09/16/2023)

ARKANSAS 3RD-DOWN CONVERSIONS

Date	Opponent	Score	Overall	1st Qtr	2nd Qtr	3rd Qtr	4th Qtr	Overtime
09/02/2023	Western Caro.	W 56-13	6-13 46.2	2-3 66.7	1-5 20.0	2-3 66.7	1-2 50.0	0-0 0.0
09/09/2023	Kent St.	W 28-6	9-14 64.3	1-3 33.3	2-3 66.7	4-5 80.0	2-3 66.7	0-0 0.0
09/16/2023	BYU	L 31-38	2-13 15.4	0-4 0.0	0-2 0.0	2-3 66.7	0-4 0.0	0-0 0.0
Arkansas			17-40 42.5	3-10 30.0	3-10 30.0	8-11 72.7	3-9 33.3	0-0 0.0
Opponents			12-40 30.0	1-11 9.1	3-8 37.5	1-8 12.5	7-13 53.8	0-0 0.0

ARKANSAS 4TH-DOWN CONVERSIONS

Date	Opponent	Score	Overall	1st Qtr	2nd Qtr	3rd Qtr	4th Qtr	Overtime
09/02/2023	Western Caro.	W 56-13	2-2 100.0	0-0 0.0	2-2 100.0	0-0 0.0	0-0 0.0	0-0 0.0
09/09/2023	Kent St.	W 28-6	1-2 50.0	0-0 0.0	0-0 0.0	0-1 0.0	1-1 100.0	0-0 0.0
09/16/2023	BYU	L 31-38	1-2 50.0	0-0 0.0	0-0 0.0	0-1 0.0	1-1 100.0	0-0 0.0
Arkansas			4-6 66.7	0-0 0.0	2-2 100.0	0-2 0.0	2-2 100.0	0-0 0.0
Opponents			1-3 33.3	0-0 0.0	0-0 0.0	1-2 50.0	0-1 0.0	0-0 0.0

ARKANSAS TIME OF POSSESSION

Date	Opponent	Score	Overall	1st Qtr	2nd Qtr	3rd Qtr	4th Qtr	Overtime
09/02/2023	Western Caro.	W 56-13	29:17	06:37	09:48	06:35	06:17	00:00
09/09/2023	Kent St.	W 28-6	32:16	03:25	06:31	08:21	13:59	00:00
09/16/2023	BYU	L 31-38	35:10	09:40	09:04	08:10	08:16	00:00
Arkansas			Total 96:43	19:42	25:23	23:06	28:32	00:00
			Avg. 32:14	06:34	08:28	07:42	09:31	00:00
Opponents			Total 83:17	22:37	22:18	15:24	22:58	00:00
			Avg. 27:46	07:32	07:26	05:08	07:39	00:00

ARKANSAS PASSING GAME-BY-GAME STATISTICS

#1 KJ Jefferson	Comp	Att	Int	Pct	Yards	TD	Long	Sacked	Effic.
Western Caro.	18	23	0	78.3	246	3	65	1-13	211.1
Kent St.	13	19	0	68.4	136	2	36	2-15	163.3
BYU	24	35	1	68.6	247	1	30	4-19	131.6
Totals	55	77	1	71.4	629	6	65	7-47	163.2

#6 Jacolby Criswell	Comp	Att	Int	Pct	Yards	TD	Long	Sacked	Effic.
Western Caro.	2	2	0	100.0	28	1	14	0-0	382.6
Totals	2	2	0	100.0	28	1	14	0-0	382.6

ARKANSAS RUSHING/RECEIVING GAME-BY-GAME STATISTICS

Player	No-Yds/TD	WCU	KentSt	BYU
KJ Jefferson	31-80/1	5-11/1	13-48/0	13-21/0
AJ Green	28-190/2	4-22/0	15-82/0	9-86/2
Rashod Dubinion	26-96/1	3-15/0	10-34/1	13-47/0
Raheim Sanders	15-42/2	15-42/2	DNP	DNP
Dominique Johnson	12-36/0	3-14/0	7-8/0	2-14/0
Isaiah Augustave	4-20/0	4-20/0	-	-
Tyrone Broden	1-9/0	-	-	1-9/0
Isaac TeSlaa	1-0/0	-	-	1-0/0
Jacolby Criswell	1-0/0	1-0/0	DNP	DNP

Receiving

Player	No-Yds/TD	WCU	KentSt	BYU
Andrew Armstrong	18-197/3	5-78/1	4-21/2	9-98/0
Isaac TeSlaa	10-143/1	3-66/1	3-51/0	4-26/0
Luke Hasz	9-123/1	2-19/0	3-26/0	4-78/1
Jaedon Wilson	7-130/1	3-83/1	2-31/0	2-16/0
Isaiah Sategna	3-19/0	2-14/0	-	1-5/0
Tyrone Broden	2-15/0	1-3/0	-	1-12/0
AJ Green	2-14/0	-	1-7/0	1-7/0
Rashod Dubinion	2-8/0	1-1/0	-	1-7/0
Raheim Sanders	2--4/0	2--4/0	DNP	DNP
Davion Dozier	1-14/1	1-14/1	DNP	DNP
Dominique Johnson	1--2/0	-	-	1--2/0

ARKANSAS RETURNS GAME-BY-GAME STATISTICS

Punt Returns

Player	No-Yds	WCU	KentSt	BYU
Isaiah Sategna	6-154	2-51	1-8	3-95

Kick Returns

Player	No-Yds	WCU	KentSt	BYU
Isaiah Sategna	6-137	2-46	1-17	3-74

Interceptions Returns

Player	No-Yds	WCU	KentSt	BYU
Brad Spence	1-85	1-85	-	-
Antonio Grier	1-25	DNP	1-25	-
Dwight McGlothorn	1-16	1-16	-	-
Jayden Johnson	1-0	1-0	-	-
Hudson Clark	1-0	1-0	-	-

Fumble Returns

Player	No-Yds	WCU	KentSt	BYU
Hudson Clark	1-1	-	-	1-1
TJ Metcalf	1-0	1-0	-	-

ARKANSAS TACKLES FOR LOSS GAME-BY-GAME STATISTICS

Player	UA-A	Total	WCU	KentSt	BYU
Landon Jackson	5-2	6.0	1.5-12	1.5-17	3.0-13
Jaheim Thomas	3-3	4.5	1.5-8	2.0-8	1.0-3
Trajan Jeffcoat	3-2	4.0	DNP	2.0-11	2.0-5
Chris Paul Jr.	1-3	2.5	-	1.0-6	1.5-6
John Morgan III	2-0	2.0	-	1.0-6	1.0-6
Taurean Carter	1-2	2.0	1.0-4	0.5-1	0.5-0
Keivie Rose	1-2	2.0	1.5-8	0.5-6	-
Anthony Booker Jr.	1-1	1.5	1.0-1	0.5-0	-
Lorando Johnson	1-0	1.0	1.0-7	-	-
Dwight McGlothorn	1-0	1.0	1.0-4	-	-
Hudson Clark	1-0	1.0	1.0-5	-	-
Jashaud Stewart	1-0	1.0	DNP	1.0-3	-
Jayden Johnson	0-1	0.5	-	0.5-0	-
Jaheim Singletary	0-1	0.5	0.5-1	-	-
Eric Gregory	0-1	0.5	-	0.5-1	-

ARKANSAS SACKS GAME-BY-GAME STATISTICS

Player	UA-A	Total	WCU	KentSt	BYU
Jaheim Thomas	2-1	2.5	-	1.5-8	1-3
John Morgan III	2-0	2	-	1-6	1-6
Landon Jackson	2-0	2	-	1-15	1-9
Trajan Jeffcoat	1-1	1.5	DNP	1.5-9	-
Keivie Rose	1-1	1.5	1-7	0.5-6	-
Taurean Carter	1-0	1	1-4	-	-
Chris Paul Jr.	0-2	1	-	1-6	-
Anthony Booker Jr.	0-1	0.5	-	0.5-0	-

ARKANSAS TOTAL TACKLES GAME-BY-GAME STATISTICS

Player	S-A	Total	WCU	KentSt	BYU
Jaheim Thomas	14-16	30	4-4	3-9	7-3
Chris Paul Jr.	7-10	17	1-4	3-2	3-4
Jayden Johnson	8-7	15	4-1	3-5	1-1
Taurean Carter	3-8	11	2-1	0-4	1-3
Landon Jackson	7-3	10	2-2	1-1	4-0
Alfahiym Walcott	5-3	8	2-1	1-1	2-1
Jaheim Singletary	4-3	7	4-2	0-1	-
Cameron Ball	1-6	7	0-2	1-3	0-1
Keivie Rose	3-3	6	1-1	2-1	0-1
Brad Spence	2-4	6	0-2	1-2	1-0
TJ Metcalf	5-0	5	4-0	-	1-0
Hudson Clark	4-1	5	2-0	0-1	2-0
Trajan Jeffcoat	3-2	5	DNP	1-2	2-0
Jaylon Braxton	3-2	5	2-1	-	1-1
Eric Gregory	2-3	5	1-0	1-2	0-1
Dwight McGlothern	4-0	4	1-0	-	3-0
Lorando Johnson	2-2	4	2-0	0-1	0-1
John Morgan III	2-2	4	0-1	1-1	1-0
Jashaud Stewart	2-2	4	DNP	1-1	1-1
Jon Hill	0-4	4	0-4	DNP	DNP
Antonio Grier	1-2	3	DNP	1-2	-
Anthony Booker Jr.	1-2	3	1-0	0-1	0-1
Jordan Crook	1-2	3	1-1	0-1	-
Kee'yon Stewart	1-1	2	DNP	1-0	0-1
Mani Powell	1-1	2	-	-	1-1
Nico Davillier	0-2	2	0-1	0-1	-
Jaylen Lewis	0-2	2	0-2	DNP	DNP
Kyle Thompson	0-2	2	0-2	DNP	DNP
Zach Williams	0-2	2	-	0-2	-
Ian Geffrard	0-2	2	0-2	DNP	DNP
AJ Green	1-0	1	-	-	1-0
Tyrone Broden	1-0	1	1-0	-	-
Patrick Kutas	1-0	1	DNP	-	1-0
Quincy Rhodes Jr.	1-0	1	1-0	DNP	DNP
LaDarrius Bishop	0-1	1	0-1	-	-
Dylan Hasz	0-1	1	0-1	-	-
Eli Stein	0-1	1	-	-	0-1

ARKANSAS FUMBLES GAME-BY-GAME STATISTICS

Fumbles

Player	No-Lost	WCU	KentSt	BYU
KJ Jefferson	3-0	1-0	-	2-0

Fumbles Forced

Player	Number	WCU	KentSt	BYU
Dwight McGlothern	1	-	-	1
John Morgan III	1	-	-	1
Jayden Johnson	1	1	-	-

Fumbles Recovered

Player	Number	WCU	KentSt	BYU
Hudson Clark	1	-	-	1
TJ Metcalf	1	1	-	-

WEEKLY MEDIA SCHEDULE: BYU

17 SUN	18 MON	19 TUES	20 WED	21 THUR	22 FRI	23 SAT
No media availability	Noon Presser: Coach Pittman 5:10 p.m. Practice Viewing	4:30 p.m. Practice Viewing 6:25 p.m. Zoom: Student-Athletes	10:40 a.m. SEC Teleconference: Coach Pittman 2 p.m. Zoom: Coach Pittman 7 p.m. <i>Sam Pittman Live</i>	No media availability	No media availability	Gameday LSU Kickoff - 6 p.m. TV - ESPN Postgame Presser Coach Pittman & Student-Athletes

ARKANSAS COMMUNICATIONS



KYLE PARKINSON

Associate AD/Communications

Cell (479) 387-4753

Email kparkin@uark.edu

Twitter @TheOtherKP



OLIVER GRIGG

Assistant Director/Communications

Cell (479) 502-6577

Email ogrigg@uark.edu

Twitter @Oliver_Grigg



GRACE TAFOLLA

Assistant Director/Communications

Cell (319) 310-4576

Email gtafolla@uark.edu

Twitter @GraceTafolla

Office: (479) 575-2751

Fax: (479) 575-7481

Fayetteville Press Box: (479) 575-6622

Little Rock Press Box: (501) 663-0514

Mailing Address:

Arkansas Communications

P.O. Box 7777

Fayetteville, AR 72701

Overnight/Physical Address:

University of Arkansas

Arkansas Communications

350 N Razorback Road

Fayetteville, AR 72701

GAME CREDENTIAL REQUESTS

All requests for media and/or photo credentials must be made online at SportsSystems.com/Arkansas. Requests should be made at least 10 days in advance. Credentials must be requested and will be granted on a game-by-game basis only. No multi-game or full season credentials will be issued.

Credentials will not be mailed. They may be picked up beginning three hours prior to kickoff at the media will call station at the base of the elevator at both Donald W. Reynolds Razorback Stadium in Fayetteville and War Memorial Stadium in Little Rock. Photo identification is required when picking up credentials

ARKANSAS FTP SITE

An FTP site is available for members of the media. For more information concerning the FTP site, contact Michelle Glover (miglover@uark.edu).

SEC COACHES TELECONFERENCE

In conjunction with the Southeastern Conference, head coach Sam Pittman will participate each week in the league's teleconference of football coaches. The teleconferences will be conducted each Wednesday from Aug. 30 to Nov. 15 from 10 a.m. CT to 12:10 p.m. CT.

Accredited media members only may access the broadcast-quality teleconference. Callers may participate in the question-and-answer session with an individual coach or all SEC coaches. For more information and the teleconference number, contact the SEC Media Relations Office at (205) 458-3000.

10:00 a.m.	Brian Kelly, LSU
10:10 a.m.	Kirby Smart, Georgia
10:20 a.m.	Billy Napier, Florida
10:30 a.m.	OPEN
10:40 a.m.	Sam Pittman, Arkansas
10:50 a.m.	Josh Heupel, Tennessee
11:00 a.m.	Nick Saban, Alabama
11:10 a.m.	Shane Beamer, South Carolina
11:20 a.m.	Eliah Drinkwitz, Missouri
11:30 a.m.	Jimbo Fisher, Texas A&M
11:40 a.m.	Mark Stoops, Kentucky
11:50 a.m.	Zach Arnett, Mississippi State
Noon	Lane Kiffin, Ole Miss
12:10 p.m.	Hugh Freeze, Auburn
12:20 p.m.	Clark Lea, Vanderbilt

SAM PITTMAN LIVE

"Sam Pittman Live," Coach Pittman's weekly radio show presented by Lindsey and Westrock Coffee Company airs on Wednesday nights starting at 7 p.m. For the 14th straight year, the one-hour radio show will be broadcast live from the Catfish Hole.

The show will be carried throughout the state of Arkansas on the Razorback Sports Network and locally in Fayetteville on 105.3 FM, 99.5, 92.1 FM and 1290 AM.

RAZORBACK FOOTBALL WITH SAM PITTMAN

"Razorback Football with Sam Pittman" is the official television coach's show of Razorback football. The one-hour show will air statewide and throughout the region on numerous television affiliates. A total of 12 shows will air throughout the season on the following stations: KATV (Sunday at 10:30 p.m.), KFSS (Sunday at 10:30 p.m.) and KNXW (Sunday at 9:30 p.m.).

The show will also be available regionally on Cox Sports Television on Wednesdays at 6 p.m. and Fox Sports Southwest on Tuesdays at 4 p.m.

RADIO AFFILIATES

Batesville.....	KWOZ-FM	103.3
Camden.....	KCCY-FM	95.3
Camden.....	KAMD-FM	97.1
Crossett.....	KAGH-FM.....	104.9
Crossett.....	KAGH-AM	800
DeQueen.....	KDQN-FM	92.1
DeWitt.....	KDEW-FM	97.3
El Dorado.....	KMRX-FM	96.1
Fayetteville.....	KQSM-FM	92.1
Fayetteville.....	KAKS-FM	99.5
Fayetteville.....	K237GR.....	95.3
Forrest City.....	KBFC-FM	93.5
Fort Smith.....	KERX-FM	95.3
Glenwood.....	KHGZ-FM.....	98.9
Glenwood.....	KHGZ-AM	670
Hot Springs/Mena.....	KTTG-FM	96.3
Jonesboro.....	KEGI-FM	100.5
Joplin, Mo.....	KHST-FM	101.7
Little Rock.....	KABZ-FM	103.7
Magnolia.....	KZHE-FM	100.5
Marshall.....	KBCN-FM	104.3
Mena.....	KENA-FM.....	104.1
Monett, Mo.....	KKBL-FM	95.9
Monticello.....	KGPO-FM.....	99.9
Morrilton.....	KCON-FM.....	99.3
Mountain Home.....	KOMT-FM	93.5
Ozark.....	KDYN-FM.....	96.7
Ozark.....	KDYN-AM	1540
Searcy.....	KRZS-FM	99.1
Texarkana.....	KKTK-AM.....	1400
Tulsa, Okla.....	KYAL-FM.....	99.9
Tulsa, Okla.....	KYAL-AM.....	1550
Wynne.....	KWYN-FM	92.5