

# Ole Miss

## 2023 FOOTBALL GAME NOTES

### OLE MISS (4-1, 1-1 SEC)

**Rankings** . . . . . AP: #16 | Coaches: #15  
**Last Game** . . . . . W, 55-49 (vs. #12 LSU)  
**Streak** . . . . . W1  
**Head Coach** . . . . . Lane Kiffin  
 Career Collegiate Record . . . . . 88-48  
 Years as College Head Coach . . . . . 12th Season  
 Record at Ole Miss . . . . . 27-14  
 Years at Ole Miss . . . . . 4th Season  
 Record vs. Arkansas . . . . . 1-2

### ARKANSAS (2-3, 0-2 SEC)

**Rankings** . . . . . AP: NR | Coaches: NR  
**Last Game** . . . . . L, 22-34 (vs. Texas A&M)  
**Streak** . . . . . L3  
**Head Coach** . . . . . Sam Pittman  
 Career Collegiate Record . . . . . 21-20  
 Years as College Head Coach . . . . . 4th Season  
 Record at Arkansas . . . . . Same  
 Years at Arkansas . . . . . 4th Season  
 Record vs. Ole Miss . . . . . 2-1

### SERIES HISTORY

**Series Record** . . . . . Arkansas leads 37-29-1\*  
**Original Record** . . . . . Arkansas leads 37-31-1  
**In Oxford** . . . . . Ole Miss leads 8-6\*  
 . . . . . (original record) Ole Miss leads 9-6  
**In Fayetteville** . . . . . Arkansas leads 13-2  
**At Neutral/Other Site** . . . . . Ole Miss leads 19-18-1\*  
 . . . . . (original record) Ole Miss leads 20-18-1  
**Last Meeting** . . . . . 2022, in Fayetteville  
**First Meeting** . . . . . 1908, in Jackson  
 \* - Wins vacated due to NCAA ruling

### THE REBEL RECORD

**First Year of Football:** 1893  
**Season Playing Football:** 129th  
**All-Time Overall Record:** 669-546-35  
**All-Time Bowl Record:** 24-15  
**Total Bowl Appearance:** 40  
**All-Time Overtime Record:** 7-9  
**Longest Undefeated Streak:** 21 games, 1959-61

### GAME

# 6



VS.



**DATE:** Oct. 7, 2023

**TIME:** 6:30 p.m. CT

**LOCATION:** Vaught-Hemingway Stadium • Oxford, Miss.

**TV:** SEC Network - Tom Hart (pxp), Cole Cubelic (analyst), Alyssa Lang (sidelines)

**HOME RADIO:** David Kellum (pxp), Harry Harrison (analyst), John Darnell (sidelines)

### WHAT TO WATCH FOR

- This is the 70th meeting all-time between Ole Miss and Arkansas dating back to 1908.
- The Razorbacks hold a 37-29-1 series lead ... The original series record is 37-31-1 with Ole Miss' wins in 2012 & 2013 being vacated due to NCAA ruling.
- Five of the last eight games between Ole Miss and Arkansas have been decided by four or less points.
- Ole Miss set a new all-time attendance record against No. 12 LSU, with 66,703 on-hand at Vaught-Hemingway.
- Fans will stripe Vaught-Hemingway red and powder blue vs. Arkansas, the second-ever Stripe Out game at Ole Miss.
- Ole Miss' 55 points vs. LSU were its most ever against an AP ranked opponent.
- The Rebels' 706 yards of total offense vs. LSU rank fifth all-time, the fourth game of the Kiffin era with 700+ yards.
- Ole Miss is the only FBS team with both a 500yd passing (524, vs. Mercer) and a 300yd rushing game (317, vs. LSU).
- QB **Jaxson Dart** ranks second in the SEC, fourth in the FBS at 350.8 yards of total offense per game.
- WR **Zakhari Franklin** is the FBS active career leader in receptions (264) and receiving TD (37), and ranks second in receiving yards (3,371) ... His 48 consecutive games with a catch ranks third among active FBS receivers.
- Ole Miss is averaging 22.0 seconds per play this season, good for No. 5 in the FBS.
- At 1,945 career rushing yards, RB **Quinshon Judkins** is 10 yards away from the all-time top-10 at Ole Miss.
- Judkins (21) and RB **Ulysses Bentley IV** (21) are one of two duos nationally with at least 20 career rushing TDs.
- Ole Miss has two non-offensive TDs this season: a 70-yard punt return vs. Mercer (WR **Jordan Watkins**) and a 26-yard fumble return on a sack fumble at Tulane (DE **Jared Ivey**).
- LB **Suntarine Perkins** leads all SEC freshmen with 3.0 sacks.

# 44.6

Ole Miss leads the SEC and ranks sixth in the FBS in scoring offense at 44.6 points per game.

# 4 of 6

With the Rebels' 706 yards vs. LSU, head coach **Lane Kiffin** now owns four of the six 700-yard games in Ole Miss history.

# 350.8

QB **Jaxson Dart** ranks second in the SEC and fourth nationally in total offense at 350.8 yards per game.

### 2023 SCHEDULE

<b>Mercer</b> Sept. 2 W, 73-7 SECN+/ESPN+	<b>at Tulane</b> Sept. 9 W, 37-20 ESPN2	<b>Georgia Tech</b> Sept. 16 W, 48-23 SECN	<b>at Alabama*</b> Sept. 23 L, 10-24 CBS	<b>LSU*</b> Sept. 30 W, 55-49 ESPN	<b>Arkansas*</b> Oct. 7 6:30 p.m. SEC Network	<b>at Auburn*</b> Oct. 21 TBD	<b>Vanderbilt*</b> Oct. 28 TBD	<b>Texas A&amp;M*</b> Nov. 4 TBD	<b>at Georgia*</b> Nov. 11 TBD	<b>ULM</b> Nov. 18 TBD	<b>at MSU*</b> Nov. 23 6:30 p.m. ESPN

**OLE MISS ATHLETICS COMMUNICATIONS**

- Kyle Campbell** ..... Associate A.D. for Brand Strategy  
Email: [kyle@olemiss.edu](mailto:kyle@olemiss.edu)  
*Duties: Head Coach, Institutional Credentials*
- Brad Sheffield** ..... Director  
Email: [brads@olemiss.edu](mailto:brads@olemiss.edu)  
*Duties: Credentials, Parking, Gameday Ops, Interviews*
- Tyler Wooten** ..... Associate Director  
Email: [tjwooten@olemiss.edu](mailto:tjwooten@olemiss.edu)  
*Duties: Notes, Digital Program, Stats, Interviews*
- Josie Hutton** ..... Communications Assistant  
Email: [jhutton@go.olemiss.edu](mailto:jhutton@go.olemiss.edu)  
*Duties: Flipcards*
- Connor Allen** ..... Assistant Director  
Email: [callen7@olemiss.edu](mailto:callen7@olemiss.edu)
- Kyle Birnbrauer** ..... Assistant Director  
Email: [kyleb@olemiss.edu](mailto:kyleb@olemiss.edu)
- Madeline Marshall** ..... Assistant Director  
Email: [mgmarsh1@olemiss.edu](mailto:mgmarsh1@olemiss.edu)
- Mike Swartz** ..... Assistant Director  
Email: [mgschwartz@olemiss.edu](mailto:mgschwartz@olemiss.edu)
- Conlan Birdsall** ..... Communications Assistant  
Email: [csbirdsall@go.olemiss.edu](mailto:csbirdsall@go.olemiss.edu)
- Emma Trainor** ..... Communications Assistant  
Email: [egtraino@go.olemiss.edu](mailto:egtraino@go.olemiss.edu)

**OLE MISS MEDIA SCHEDULE GAME WEEK**

SUNDAY	MONDAY	TUESDAY	WEDNESDAY	THURSDAY	FRIDAY
• No practice	• Practice closed  • Coach Kiffin press conference at 11:45 a.m. CT  • Players available following Coach Kiffin	• Practice availability for media for select periods  • Players available after practice at approximately noon CT	• Practice closed  • Coach Kiffin available on SEC teleconference (noon CT)	• Practice closed  • No interviews  • Reb Talk radio show 6 p.m. at Bouré	• Practice closed  • No interviews

**PRESS CONFERENCES/INTERVIEWS:** Ole Miss will hold its weekly fall press conference each Monday of the regular season beginning at 11:45 a.m. CT, beginning with head football coach Lane Kiffin. The press conference is streamed live on SEC Network+ (ESPN App). Players will follow Coach Kiffin at the Monday press conference. Select players will be also available at approximately noon on Tuesday, while Coach Kiffin will be available Wednesday on the SEC teleconference (noon). There is no media availability on Thursday or Friday. Times are subject to change.

**SEC WEEKLY TELECONFERENCE:** Coach Kiffin will be available on the weekly Southeastern Conference teleconference every Wednesday at noon, beginning week one and concluding the final week of the regular season. The number is available through the SEC office at 205-458-3000.

**PRACTICES:** Practice footage is available periodically on the Ole Miss FTP site. At open practices, video is permitted for stretch only, and use of footage from practices must be limited to three minutes per day. Photographers must use tight shots and no formations.

**WORKING CREDENTIALS:** To request game credentials, go to Ole Miss' online credentialing site: [www.sportssystem.com/OleMiss](http://www.sportssystem.com/OleMiss). Credential requests must be made as early as possible by the sports director of each media outlet and are limited to those media who will be attending the game in a working capacity. Media must approve the SEC Media Policy before requesting credentials. Media credentials are allotted on the following basis: 1) websites whose primary purpose is to gather and disseminate news and who have an affiliation with a nationally recognized media entity/network; 2) daily newspapers; 3) network affiliate television stations; 4) magazines, non-broadcast radio stations and weekly newspapers.

**PARKING:** Gameday media parking will be located in the garage adjacent to The SJB Pavilion. Each pass is for a specific numbered parking spot. Cars parked in the wrong spot will be towed. Parking passes may not be picked up at media will-call and must be requested during credential application process.

**MEDIA GATE/WILL-CALL:** Media will enter Gate 35 on the west side of the stadium beginning three hours prior to kickoff. The media will-call table will be located beside the elevators on the concourse level of The SJB Pavilion. Photographers may receive a vest at this location.

**PHOTOGRAPHERS/SIDELINE ACCESS:** All photographers must wear a photo vest in order to be admitted to the sidelines. This may be received beside the elevators on the concourse level of The SJB Pavilion. Gameday flip cards will be available there or in the photo workroom, which is located next to the visiting team locker room off the southeast corner of the field. Per NCAA rules, images or likeness of current student-athletes may not be sold, distributed or used for commercial purposes without appropriate consent.

**SIDELINE ACCESS:** Excluding select portions of the game, media sideline access is reserved for photographers/videographers. Credentialed photographers/videographers who arrive at media will-call without proper equipment will not be granted a vest for sideline access. When on the sideline, media must remain outside the bench area and may not shoot behind the benches. During pre-game activities, media must remain in the designated area, as posted in the photo workroom, until the team leaves the field after warm-ups.

**VIDEO CONTENT:** Press conferences, media opportunities, practices and any form of competition may not be broadcast live, including Facebook Live and related media, without prior consent of the athletics department. Use of footage from practices is limited to three minutes per day. This includes content obtained via FTP. Press conferences, practice footage and other content are available for media on the Rebels' official YouTube page: [www.youtube.com/OleMissSports/videos](http://www.youtube.com/OleMissSports/videos). Ole Miss also offers free FTP downloads of this content for television stations to use during regularly scheduled newscasts. All content should be credited to Ole Miss Sports Productions.

**RECRUITS:** Per NCAA rules, media are not permitted to have contact with a prospect or family members of a prospect during their official visit, including prospects in attendance at practice or games. In addition, media are forbidden from videoing or photographing prospects during their visit. Media are also asked to make every effort to keep distance from prospects on campus, including at practice, during pre-game activities on the sidelines and in the stands.

**RADIO RIGHTS:** The radio rights to Ole Miss Football are provided by Learfield in partnership with TeleSouth Communications Inc. Visiting networks planning to originate from Vaught-Hemingway Stadium/Hollingsworth Field are issued credentials by the Ole Miss Athletics Communications office. Broadcast lines should be ordered through AT&T (1-877-438-0041). Visiting networks may also wish to contact Cabell Philpott with Learfield (336-831-0719 or [cabell.philpott@imgworld.com](mailto:cabell.philpott@imgworld.com)), concerning the SEC's network agreement.

**RADIO/TELEVISION SHOW:** The RebTalk radio show gives fans the opportunity to ask Coach Kiffin questions concerning Ole Miss Football. The talk show, hosted by David Kellum, will air every Thursday during the season at 6 p.m. "The Season: Ole Miss Football" is an award-winning, weekly 30-minute show produced by Ole Miss Sports Productions. It debuts Wednesdays at 6 p.m. CT on [TheSeasonOleMiss.com](http://TheSeasonOleMiss.com) and airs on ESPN.

**QUICK FACTS**

- School: Ole Miss (University of Mississippi)
- Nickname: Rebels
- Location: Oxford, Mississippi
- Founded: Nov. 6, 1848
- Enrollment: 22,951
- Colors: Cardinal Red (PMS 186) & Navy Blue (PMS 2767)
- Conference: Southeastern (SEC)
- Stadium: Vaught-Hemingway Stadium/Hollingsworth Field
- Capacity/Playing Surface: 64,038/Natural Grass
- Chancellor: Dr. Glenn Boyce
- Athletics Director: Keith Carter
- Faculty Representative: Ron Rychlak
- Athletics Department Phone: (662) 915-7241
- University Website: [www.OleMiss.edu](http://www.OleMiss.edu)
- Athletics Website: [www.OleMissSports.com](http://www.OleMissSports.com)
- Gameday/Ticketing Website: [www.OleMissGameday.com](http://www.OleMissGameday.com)

**OLE MISS**

- The University of Mississippi**
- No. 1 Most Beautiful Campus (Newsweek)
- Top 20 Best Buy Colleges (Forbes)
- Top 10 Safest Campuses in the Nation (CollegeSafe.com)
- Top 10 Accountancy School (Public Accounting Report)
- Top 5 Law School for value & job placement (National Jurist)
- Carnegie R-1: Doctoral University - Highest Research Activity
- Tailgating in The Grove**
- Nation's No. 1 Tailgating School (Sports Illustrated)
- "The Holy Grail of tailgating sites" (The Sporting News)
- "The mother and mistress of outdoor ritual mayhem" (New York Times)

**OXFORD, MISSISSIPPI**

- No. 1 College Town in America (ESPN)
- No. 2 College Town in America (Livability.com)
- No. 2 College Football Town (NCAA.com)
- No. 4 Best Southern College Town (Southern Living)
- Top 6 College Towns in America (USA Today)
- No. 7 College Football Town (Sports Illustrated)
- Top 10 Coolest College Towns in America (Travel & Leisure)

### TEAM STATISTICS

OLE MISS	OPPONENT	CATEGORY	ARKANSAS	OPPONENT
223	123	Total Points	168	125
118	114	First Downs	96	94
48	43	By Rushing	41	30
68	62	By Passing	47	51
2	9	By Penalty	8	13
904	725	Rushing Yards	633	560
183	211	Rushing Attempts	196	165
4.9	3.4	Yards Per Rush	3.2	3.4
180.8	145.0	Rushing Yards Per Game	126.6	112.0
1683	1319	Passing Yards	1078	1135
104-163	104-169	Pass Completions-Attempts	87-127	87-140
336.6	263.8	Passing Yards Per Game	215.6	227.0
2587	2044	Total Offense	1711	1695
346	380	Total Offensive Plays	323	305
517.4	408.8	Total Offense Per Game	343.3	339.0
3-1	8-4	Fumbles-Lost	9-1	6-4
36-346	21-155	Penalties-Yards	36-314	26-205

### INDIVIDUAL STATISTICS

#### OLE MISS

Rushing	Att.	Yds.	Avg.	TD
Quinshon Judkins	90	378	4.2	5
Jaxson Dart	51	269	5.3	4
Ulysses Bentley IV	24	181	7.5	2

Passing	Comp.	Att.	Yds.	TD/Int.
Jaxson Dart	91	142	1485	11/2
Spencer Sanders	16	10	142	2/0
Walker Howard	3	4	56	0/0

Receiving	Rec.	Yds.	Avg.	TD
Jordan Watkins	29	450	15.5	2
Dayton Wade	23	367	16.0	1
Tre Harris	16	341	21.3	6

Punting	No.	Yds.	Avg.	Long
Fraser Masin	13	557	42.8	53

Punt Returns	No.	Yds.	Avg.	Long
Jordan Watkins	5	75	15.0	70

Kickoff Returns	No.	Yds.	Avg.	Long
Ulysses Bentley IV	7	131	18.7	26

Scoring	TD	FG	PAT	Total
Caden Davis	0	9	21-21	48
Quinshon Judkins	6	-	-	38
Tre Harris	6	-	-	36

Tackles	UT-AT	TT	TFL	Other
Trey Washington	19-13	32	2.0	1 FF
Ashanti Cistrunk	14-14	28	2.0	2 SACKS
John Saunders Jr.	17-9	26	1.0	4 PBU
Khari Coleman	18-5	23	3.5	2.5 SACKS

#### ARKANSAS

Rushing	Att.	Yds.	Avg.	TD
AJ Green	32	195	6.1	2
Rashod Dubinion	47	177	3.8	1
KJ Jefferson	65	125	1.9	1

Passing	Comp.	Att.	Yds.	TD/Int.
KJ Jefferson	85	125	1050	10/4
Jacoby Criswell	2	2	28	1/0

Receiving	Rec.	Yds.	Avg.	TD
Andrew Armstrong	27	351	13.0	4
Luke Hasz	16	253	15.8	3
Isaac TeSlaa	14	174	12.4	1

Punting	No.	Yds.	Avg.	Long
Max Fletcher	20	938	46.9	64

Punt Returns	No.	Yds.	Avg.	Long
Isaiah Sategna	7	157	22.4	88

Kickoff Returns	No.	Yds.	Avg.	Long
Isaiah Sategna	10	238	23.8	36

Scoring	TD	FG	PAT	Total
Cam Little	0	7	19-19	40
Andrew Armstrong	4	-	-	24
Luke Hasz	3	-	-	20

Tackles	UT-AT	TT	TFL	Other
Jaheim Thomas	20-28	48	5.0	3 SACKS
Chris Paul Jr.	17-17	34	3.5	1 SACK
Jayden Johnson	11-12	23	0.5	1 INT
Alfahiym Walcott	13-8	21	0.0	1 PBU

### LAST FIVE GAMES AGAINST ARKANSAS

**Nov. 19, 2022 • Fayetteville, Ark. • Arkansas 42, #14 Ole Miss 27**  
Ole Miss tallied 703 total yards of offense, including 463 yards on the ground, but fell in an early hole and drop the SEC road contest 42-27 to Arkansas. Quinshon Judkins and Zach Evans became the first two Rebels to eclipse the 200-yard rushing mark in the same game. Ultimately, the Razorback ground game was just as effective as Arkansas held on for the win.

**Oct. 9, 2021 • Oxford, Miss. • #17 Ole Miss 52, #13 Arkansas 51**  
In a back-and-forth shootout, Ole Miss and Arkansas combined for just shy of 700 rushing yards as the Rebels just edged the Razorbacks in a wild victory. Ole Miss claimed a 24-14 advantage out of halftime, but Arkansas fought back to tie the game four separate times in the second half. Ultimately, the Hogs attempted to break the tie with a two-point conversion on the game's final play, but the Rebel secured the victory.

**Oct. 17, 2020 • Fayetteville, Ark. • Arkansas 33, Ole Miss 21**  
The Ole Miss offense had scored 35 or more points in each of their first three games in 2020, but the Arkansas defensive gameplan befuddled the Rebel air attack, resulting in six interceptions for the Razorbacks. Despite the heavy turnovers, the Rebels were right in the game, trailing by five with the ball late in the fourth quarter—but the sixth interception

of the game from Matt Corral was returned by Grant Morgan for six Razorback points, sealing the Rebel defeat.

**Sept. 7, 2019 • Oxford, Miss. • Ole Miss 31, Arkansas 17**  
A balanced offensive attack and the revamped Ole Miss defense took center stage against Arkansas, powering the Rebels to a 31-17 victory in the 2019 SEC opener at Vaught-Hemingway Stadium on Saturday. The Rebels (1-1, 1-0 SEC) stymied the Razorbacks to 361 yards of total offense, the fewest allowed by Ole Miss since stifling UT Martin to 334 yards on Sept. 9, 2017. Ole Miss had a superb day on offense as well, tallying 483 yards behind big days from quarterback Matt Corral and running back Scottie Phillips.

**Oct. 13, 2018 • Little Rock, Ark. • Ole Miss 37, Arkansas 33**  
Ole Miss fell behind 17 points in the first half on a rainy night in Little Rock, but the Rebels never gave in, storming back to take the lead with 42 seconds remaining on a Scottie Phillips touchdown run. Jordan Ta'amu threw for 387 yards and connected on two second-half touchdown passes to fuel the comeback. The Rebel QB added 141 on the ground, giving him the second-most yards of total offense (528) in program history behind Archie Manning.

### TOP REBEL PERFORMANCES VS. ARKANSAS

**Rushing Yards:** Quinshon Judkins, 24-214 (TD); 11-19-2022  
**Passing Yards:** Bo Wallace, 27-32-2-416 (3 TDs); 11-9-2013  
**Receptions:** Elijah Moore 11-113 (TD); 10-17-2020  
**Receiving Yards:** Donte Moncrief, 7-149 (TD); 11-9-2013  
**All-Purpose:** Deuce McAllister, 317; 11-6-1999  
**Total Offense:** Jordan Ta'amu, 528, 10-13-2018

### SERIES HISTORY

#### Arkansas leads 37-29-1









**Original Record:** . . . . . 37-31-1 Arkansas  
**In Oxford:** . . . . . 8-6 Ole Miss  
**In Fayetteville:** . . . . . 13-2 Arkansas  
**In Memphis:** . . . . . 8-5 Arkansas  
**In Little Rock:** . . . . . 8-6-1 Ole Miss  
**In Jackson:** . . . . . 4-4 Tied  
**In New Orleans -1:** . . . . . 2-0 Ole Miss  
1 - 1962 and 1969 Sugar Bowls

**Longest Ole Miss Win Streak:** . . . . . 6, 1958-1969  
**Longest Arkansas Win Streak:** . . . . . 5, 1985-1989

**Largest Margin of Victory:** . . . . . 28, twice, (28-0) 1953 and . . . . . 1959 in Memphis  
**Largest Margin of Defeat:** . . . . . 36 (44-8), 2006 in Oxford

Year	Site	Score	Year	Site	Score
1908	Fayetteville	L, 0-33	1998	Fayetteville	L, 0-34
1913	Little Rock	W, 21-10	1999	Oxford	W, 38-16
1914	Little Rock	W, 13-7	2000	Fayetteville	W, 38-24
1924	Little Rock	L, 0-20	2001	Oxford	L, 56-58 (Tot)
1926	Fayetteville	L, 6-21	2002	Fayetteville	L, 28-48
1928	Oxford	W, 25-0	2003	Oxford	W, 19-7
1937	Memphis	L, 6-32	2004	Fayetteville	L, 3-35
1938	Memphis	W, 20-14	2005	Oxford	L, 17-28
1940	Memphis	L, 20-21	2006	Fayetteville	L, 3-38
1941	Memphis	W, 18-0	2007	Oxford	L, 8-44
1942	Memphis	L, 6-7	2008	Fayetteville	W, 23-21
1944	Memphis	L, 18-26	2009	Oxford	W, 30-17
1945	Memphis	L, 0-19	2010	Fayetteville	L, 24-38
1946	Memphis	W, 9-7	2011	Oxford	L, 24-29
1947	Memphis	L, 14-19	2012	Little Rock	W, 30-27^
1952	Little Rock	W, 34-7	2013	Oxford	W, 34-24^
1953	Memphis	W, 28-0	2014	Fayetteville	L, 0-30
1954	Little Rock	L, 0-6	2015	Oxford	L, 52-53 (ot)
1955	Oxford	W, 17-7	2016	Fayetteville	L, 30-34
1956	Little Rock	L, 0-14	2017	Oxford	L, 37-38
1957	Memphis	L, 6-12	2018	Little Rock	W, 37-33
1958	Little Rock	W, 14-12	2019	Oxford	W, 31-17
1959	Memphis	W, 28-0	2020	Fayetteville	L, 21-33
1960	Little Rock	W, 10-7	2021	Oxford	W, 52-51
1961	Jackson	W, 16-0	2022	Fayetteville	L, 27-42
1962	New Orleans -1	W, 17-13	^ Result vacated by NCAA ruling		
1969	New Orleans -1	W, 27-22	1 Sugar Bowl		
1981	Jackson	L, 13-27			
1982	Little Rock	L, 12-14			
1983	Jackson	W, 13-10			
1984	Little Rock	T, 14-14			
1985	Jackson	L, 19-24			
1986	Little Rock	L, 0-21			
1987	Jackson	L, 10-31			
1988	Little Rock	L, 13-21			
1989	Jackson	L, 17-24			
1990	Little Rock	W, 21-17			
1991	Jackson	W, 24-17			
1992	Little Rock	W, 17-3			
1993	Jackson	W, 19-0			
1994	Fayetteville	L, 7-31			
1995	Memphis	L, 6-13			
1996	Fayetteville	L, 7-13			
1997	Oxford	W, 19-9			



2 QB		<p><b>JAXSON DART</b> 6-2   220   Jr.   Kaysville, Utah</p> <table border="1"> <thead> <tr> <th>COMP</th> <th>ATT</th> <th>YDS</th> <th>TD/INT</th> </tr> </thead> <tbody> <tr> <td>91</td> <td>142</td> <td>1485</td> <td>11/2</td> </tr> </tbody> </table>	COMP	ATT	YDS	TD/INT	91	142	1485	11/2	<p><b>LAST GAME:</b> Tallied 439 yards of total offense and five touchdowns in win over #12 LSU  <b>NOTES:</b> Ranks top 15 nationally in nearly every passing category ... Leads the SEC and ranks No. 9 nationally in passing yards per completion (16.3) ... Seventh all-time in 300-yard games at Ole Miss (4), eighth in passing TDs (31), 11th in total offense (5,342), 12th in passing (4,459) ... Unitas Golden Arm watch list.</p>
COMP	ATT	YDS	TD/INT								
91	142	1485	11/2								
4 RB		<p><b>QUINSHON JUDKINS</b> 5-11   210   So.   Pike Road, Ala.</p> <table border="1"> <thead> <tr> <th>ATT</th> <th>YDS</th> <th>AVG</th> <th>TD</th> </tr> </thead> <tbody> <tr> <td>90</td> <td>378</td> <td>4.2</td> <td>5</td> </tr> </tbody> </table>	ATT	YDS	AVG	TD	90	378	4.2	5	<p><b>LAST GAME:</b> Registered two TDs and season highs in both rush attempts (33) and rush yards (177) vs. LSU  <b>NOTES:</b> Seven career multi-rushing TD games ... Fourth all-time in 100yd games (9), seventh in rushing TD (21), 11th in rushing yds (1,945) ... Maxwell, Walter Camp, Doak Walker Award watch lists ... Consensus Preseason All-American ... Second-best freshman season in SEC history behind Herschel Walker.</p>
ATT	YDS	AVG	TD								
90	378	4.2	5								
24 RB		<p><b>ULYSSES BENTLEY IV</b> 5-11   200   Sr.*   Houston, Texas</p> <table border="1"> <thead> <tr> <th>ATT</th> <th>YDS</th> <th>AVG</th> <th>TD</th> </tr> </thead> <tbody> <tr> <td>24</td> <td>181</td> <td>7.5</td> <td>2</td> </tr> </tbody> </table>	ATT	YDS	AVG	TD	24	181	7.5	2	<p><b>LAST GAME:</b> Rushed for an Ole Miss career high 90 yards and one touchdown vs. #12 LSU  <b>NOTES:</b> Has appeared in 36 career games, with 11 of those coming at Ole Miss ... 21 career rushing touchdowns ... Earl Campbell Tyler Rose Award watch list ... Reese's Senior Bowl watch list ... Transferred from Western Kentucky in 2022.</p>
ATT	YDS	AVG	TD								
24	181	7.5	2								
9 WR		<p><b>TRE HARRIS</b> 6-2   205   Sr.*   Lafayette, La.</p> <table border="1"> <thead> <tr> <th>REC</th> <th>YDS</th> <th>AVG</th> <th>TD</th> </tr> </thead> <tbody> <tr> <td>16</td> <td>341</td> <td>21.3</td> <td>6</td> </tr> </tbody> </table>	REC	YDS	AVG	TD	16	341	21.3	6	<p><b>LAST GAME:</b> Tied career high with eight catches for 153 yards and one touchdown vs. LSU  <b>NOTES:</b> Ranks No. 7 nationally with six TD catches on the season ... Opened Ole Miss career with six receptions, 133 yards and school record four TDs vs. Mercer ... Senior Bowl watch list ... Billitenikoff Award watch list ... Has 1,858 career receiving yards and 20 TDs ... Transfer from Louisiana Tech.</p>
REC	YDS	AVG	TD								
16	341	21.3	6								
11 WR		<p><b>JORDAN WATKINS</b> 5-11   190   Sr.*   Louisville, Ky.</p> <table border="1"> <thead> <tr> <th>REC</th> <th>YDS</th> <th>AVG</th> <th>TD</th> </tr> </thead> <tbody> <tr> <td>29</td> <td>450</td> <td>15.5</td> <td>2</td> </tr> </tbody> </table>	REC	YDS	AVG	TD	29	450	15.5	2	<p><b>LAST GAME:</b> Registered five catches for 103 yards and a touchdown vs. LSU  <b>NOTES:</b> Leads the team with in both receptions (29) and receiving yards (450) in 2023 ... Tallied first career punt return TD with 70-yard score vs. Mercer ... SEC Co-Special Teams Player of the Week (Sept. 4) ... Four 100-yard receiving games at Ole Miss ... Senior Bowl watch list ... Transferred from Louisville in 2022.</p>
REC	YDS	AVG	TD								
29	450	15.5	2								
19 WR		<p><b>DAYTON WADE</b> 5-9   175   Sr.*   Atlanta, Ga.</p> <table border="1"> <thead> <tr> <th>REC</th> <th>YDS</th> <th>AVG</th> <th>TD</th> </tr> </thead> <tbody> <tr> <td>23</td> <td>367</td> <td>16.0</td> <td>1</td> </tr> </tbody> </table>	REC	YDS	AVG	TD	23	367	16.0	1	<p><b>LAST GAME:</b> Hauled in seven catches for a 64 yards and one TD vs. LSU  <b>NOTES:</b> Has played in 18 games, starting 10 at Ole Miss ... Second on the team with 23 catches and 367 receiving yards ... Has tallied 85 or more receiving yards in three of the five games this season ... Transferred from Western Kentucky in 2022.</p>
REC	YDS	AVG	TD								
23	367	16.0	1								
86 TE		<p><b>CADEN PRIESKORN</b> 6-5   255   Sr.*   Lake Orion, Mich.</p> <table border="1"> <thead> <tr> <th>REC</th> <th>YDS</th> <th>AVG</th> <th>TD</th> </tr> </thead> <tbody> <tr> <td>4</td> <td>62</td> <td>15.5</td> <td>0</td> </tr> </tbody> </table>	REC	YDS	AVG	TD	4	62	15.5	0	<p><b>LAST GAME:</b> Earned the start and tallied Ole Miss high three catches and 41 yards in win over LSU  <b>NOTES:</b> Mackey Award watch list ... Preseason All-SEC selection ... Has appeared in 31 career games at both Ole Miss and Memphis ... Was a semifinalist for the 2022 John Mackey Award after tallying 48 receptions for 602 yards and seven TDs at Memphis ... Transfer from Memphis.</p>
REC	YDS	AVG	TD								
4	62	15.5	0								
79 LT		<p><b>VICTOR CURNE</b> 6-4   320   Sr.   Houston, Texas</p> <table border="1"> <thead> <tr> <th>GS</th> <th>RUSH/G</th> <th>PASS/G</th> <th>PPG</th> </tr> </thead> <tbody> <tr> <td>5</td> <td>180.8</td> <td>336.6</td> <td>44.6</td> </tr> </tbody> </table>	GS	RUSH/G	PASS/G	PPG	5	180.8	336.6	44.6	<p><b>LAST GAME:</b> Earned the start at left tackle and played in 73 snaps vs. LSU  <b>NOTES:</b> Has started every game in 2023 at left tackle for the Rebels ... Has appeared in 31 career games, including 26 contests in four seasons at Washington ... Made 16 career starts at right tackle with the Huskies ... Earned All-Pac-12 honorable mention honors in 2020 ... Transfer from Washington.</p>
GS	RUSH/G	PASS/G	PPG								
5	180.8	336.6	44.6								
67 LG		<p><b>QUINCY MCGEE</b> 6-4   320   Sr.   Hattiesburg, Miss.</p> <table border="1"> <thead> <tr> <th>GS</th> <th>RUSH/G</th> <th>PASS/G</th> <th>PPG</th> </tr> </thead> <tbody> <tr> <td>5</td> <td>180.8</td> <td>336.6</td> <td>44.6</td> </tr> </tbody> </table>	GS	RUSH/G	PASS/G	PPG	5	180.8	336.6	44.6	<p><b>LAST GAME:</b> Made fourth Ole Miss start at left guard, 17th of his career, and played every snap vs. LSU  <b>NOTES:</b> Started at left guard and played 67 offensive snaps vs. the Crimson Tide ... Leads all Ole Miss offensive linemen with a 85.9 grade in pass blocking by PFF ... Played 18 games, started 12 in two prior seasons at UAB ... Played and started in 16 games at Mississippi Gulf Coast CC ... Transfer from UAB.</p>
GS	RUSH/G	PASS/G	PPG								
5	180.8	336.6	44.6								
54 C		<p><b>CALEB WARREN</b> 6-5   310   Sr.*   Louisville, Miss.</p> <table border="1"> <thead> <tr> <th>GS</th> <th>RUSH/G</th> <th>PASS/G</th> <th>PPG</th> </tr> </thead> <tbody> <tr> <td>5</td> <td>180.8</td> <td>336.6</td> <td>44.6</td> </tr> </tbody> </table>	GS	RUSH/G	PASS/G	PPG	5	180.8	336.6	44.6	<p><b>LAST GAME:</b> Made 36th career start vs. LSU, starting at center and playing 80 offensive snaps  <b>NOTES:</b> Has started 36 career games, second-most on the team ... Senior Bowl watch list ... Preseason All-SEC third team selection ... Moved from guard to center prior to 2022 season ... Two-time SEC Offensive Lineman of the Week.</p>
GS	RUSH/G	PASS/G	PPG								
5	180.8	336.6	44.6								
78 RG		<p><b>JEREMY JAMES</b> 6-5   305   Sr.*   Cumming, Ga.</p> <table border="1"> <thead> <tr> <th>GS</th> <th>RUSH/G</th> <th>PASS/G</th> <th>PPG</th> </tr> </thead> <tbody> <tr> <td>5</td> <td>180.8</td> <td>336.6</td> <td>44.6</td> </tr> </tbody> </table>	GS	RUSH/G	PASS/G	PPG	5	180.8	336.6	44.6	<p><b>LAST GAME:</b> Made 41st consecutive start vs. LSU and played all 94 snaps  <b>NOTES:</b> Leads Ole Miss with 41 career starts, all consecutive ... Was Ole Miss' top-rated starter in run blocking in 2022 per PFF ... Senior Bowl watch list ... Preseason All-SEC first team selection by Lindy's ... 2020 First Team Freshman All-American (The Athletic).</p>
GS	RUSH/G	PASS/G	PPG								
5	180.8	336.6	44.6								
57 RT		<p><b>MICAH PETTUS</b> 6-7   360   So.   Madison, Ala.</p> <table border="1"> <thead> <tr> <th>GS</th> <th>RUSH/G</th> <th>PASS/G</th> <th>PPG</th> </tr> </thead> <tbody> <tr> <td>5</td> <td>180.8</td> <td>336.6</td> <td>44.6</td> </tr> </tbody> </table>	GS	RUSH/G	PASS/G	PPG	5	180.8	336.6	44.6	<p><b>LAST GAME:</b> Made 14th career start and played all 94 snaps at right tackle vs. LSU  <b>NOTES:</b> Has 14 career starts, all consecutive since filling in vs. #7 Kentucky in 2022 and earning SEC Offensive Lineman of the Week Honors ... Outland Trophy watch list ... Preseason All-American selection by Phil Steele ... Member of the 2020-21 signing class that redshirted in 2021.</p>
GS	RUSH/G	PASS/G	PPG								
5	180.8	336.6	44.6								
41 K		<p><b>CADEN DAVIS</b> 6-3   200   Sr.*   Coppell, Texas</p> <table border="1"> <thead> <tr> <th>FG</th> <th>LONG</th> <th>PAT</th> <th>PTS</th> </tr> </thead> <tbody> <tr> <td>9/11</td> <td>56</td> <td>21/21</td> <td>48</td> </tr> </tbody> </table>	FG	LONG	PAT	PTS	9/11	56	21/21	48	<p><b>LAST GAME:</b> Finished a perfect 2-for-2 on FGs vs. LSU  <b>NOTES:</b> 9-for-11 on the season on field goals ... Earned SEC Special Teams Player of the Week after hitting a career long 56-yard FG vs. Tulane ... Big-leg kicker who has registered 31 touchbacks in 41 kickoffs this season ... Transfer from Texas A&amp;M.</p>
FG	LONG	PAT	PTS								
9/11	56	21/21	48								

89 DE		<b>JJ PEGUES</b> 6-2   315   Sr.*   Oxford, Miss.	<b>LAST GAME:</b> Earned the start on the defensive line and tallied four total tackles and one QBH vs. LSU <b>NOTES:</b> Career: 9.5 TFL, 4.0 sacks ... Senior Bowl watch list ... Wuerffel Trophy watch list ... Allstate AFCA Good Works Team nominee ... Transferred to Ole Miss in 2022 after two seasons at Auburn ... Converted to DL from TE spring 2021.								
		<table border="1"> <thead> <tr> <th>TACKLES</th> <th>TFL</th> <th>SACK</th> <th>QBH</th> </tr> </thead> <tbody> <tr> <td>15</td> <td>2.5</td> <td>1.0</td> <td>1</td> </tr> </tbody> </table>	TACKLES	TFL	SACK	QBH	15	2.5	1.0	1	
TACKLES	TFL	SACK	QBH								
15	2.5	1.0	1								
90 NT		<b>STEPHON WYNN JR.</b> 6-4   310   Sr.   Anderson, S.C.	<b>LAST GAME:</b> Saw limited action in win over #12 LSU <b>NOTES:</b> 38 career games played, 41 tackles across three different schools ... Transfer from Nebraska who joined team prior to fall camp ... Tallied career-high 22 tackles in 2022 season at Nebraska ... Spent four seasons at Alabama, was on 2020 national title team ... Graduated from Alabama in 2021.								
		<table border="1"> <thead> <tr> <th>TACKLES</th> <th>TFL</th> <th>SACK</th> <th>QBH</th> </tr> </thead> <tbody> <tr> <td>3</td> <td>0.0</td> <td>0.0</td> <td>1</td> </tr> </tbody> </table>	TACKLES	TFL	SACK	QBH	3	0.0	0.0	1	
TACKLES	TFL	SACK	QBH								
3	0.0	0.0	1								
15 DE		<b>JARED IVEY</b> 6-5   265   Sr.*   Suwanee, Ga.	<b>LAST GAME:</b> Started on defensive line and tallied two total tackles vs. LSU <b>NOTES:</b> 38 career games played, 25 starts, 93 tackles, 14.5 TFL and 6.0 sacks across Ole Miss and Georgia Tech ... Was a third team preseason All-SEC selection ... Transferred to Ole Miss from Georgia Tech prior to 2022 season.								
		<table border="1"> <thead> <tr> <th>TACKLES</th> <th>TFL</th> <th>SACK</th> <th>QBH</th> </tr> </thead> <tbody> <tr> <td>16</td> <td>3.0</td> <td>1.0</td> <td>3</td> </tr> </tbody> </table>	TACKLES	TFL	SACK	QBH	16	3.0	1.0	3	
TACKLES	TFL	SACK	QBH								
16	3.0	1.0	3								
2 OLB		<b>CEDRIC JOHNSON</b> 6-3   265   Sr.*   Mobile, Ala.	<b>LAST GAME:</b> Tallied five total tackles and two quarterback hurries in start vs. LSU <b>NOTES:</b> 23 career starts, has played in 39 career games ... Chucky Mullins Courage Award Winner, wears #38 patch ... Bednarik Award watch list ... Senior Bowl watch list ... Preseason All-SEC first team selection by Phil Steele ... Ole Miss active career leader in sacks (14.5).								
		<table border="1"> <thead> <tr> <th>TACKLES</th> <th>TFL</th> <th>SACK</th> <th>QBH</th> </tr> </thead> <tbody> <tr> <td>17</td> <td>1.0</td> <td>1.0</td> <td>6</td> </tr> </tbody> </table>	TACKLES	TFL	SACK	QBH	17	1.0	1.0	6	
TACKLES	TFL	SACK	QBH								
17	1.0	1.0	6								
8 MLB		<b>MONTY MONTGOMERY</b> 5-10   225   Sr.   Norcross, Ga.	<b>LAST GAME:</b> Saw action in a reserve role vs. LSU and tallied three tackles <b>NOTES:</b> 43 games played, 19 starts, 174 tackles, 25.5 TFL, 16.0 sacks, seven forced fumbles in five-year career ... Senior Bowl watch list ... Played 39 games at Louisville ... Also spent time at Tulane and Hutchinson CC ... Transferred to Ole Miss from Louisville, arrived in January and participated in spring ball.								
		<table border="1"> <thead> <tr> <th>TACKLES</th> <th>TFL</th> <th>SACK</th> <th>QBH</th> </tr> </thead> <tbody> <tr> <td>17</td> <td>2.0</td> <td>0.0</td> <td>2</td> </tr> </tbody> </table>	TACKLES	TFL	SACK	QBH	17	2.0	0.0	2	
TACKLES	TFL	SACK	QBH								
17	2.0	0.0	2								
11 MLB		<b>JEREMIAH JEAN-BAPTISTE</b> 6-2   230   Sr.   Florida City, Fla.	<b>LAST GAME:</b> Started at MLB and tallied four tackles vs. #12 LSU <b>NOTES:</b> 50 games played, 22 starts, 175 tackles, 16.0 TFL and 20 QB hurries in career ... Played in 35 games over four seasons at UCF ... Senior Bowl watch list ... Transfer from UCF who arrived in January to participate in spring drills.								
		<table border="1"> <thead> <tr> <th>TACKLES</th> <th>TFL</th> <th>SACK</th> <th>QBH</th> </tr> </thead> <tbody> <tr> <td>19</td> <td>0.5</td> <td>0.5</td> <td>0</td> </tr> </tbody> </table>	TACKLES	TFL	SACK	QBH	19	0.5	0.5	0	
TACKLES	TFL	SACK	QBH								
19	0.5	0.5	0								
23 OLB		<b>KHARI COLEMAN</b> 6-2   220   Sr.*   New Orleans, La.	<b>LAST GAME:</b> Made start at MLB and registered four tackles and one sack vs. LSU <b>NOTES:</b> 40 games played, 17 starts, 117 tackles, 19.0 TFL in career ... Forced second career fumble which resulted in a scoop-and-score late in the game to seal the win over the Green Wave ... Led the Rebels in tackles for loss (10.0) last season .. Transferred from TCU in 2022.								
		<table border="1"> <thead> <tr> <th>TACKLES</th> <th>TFL</th> <th>SACK</th> <th>QBH</th> </tr> </thead> <tbody> <tr> <td>23</td> <td>3.5</td> <td>2.5</td> <td>1</td> </tr> </tbody> </table>	TACKLES	TFL	SACK	QBH	23	3.5	2.5	1	
TACKLES	TFL	SACK	QBH								
23	3.5	2.5	1								
3 S		<b>DAIJAHN ANTHONY</b> 6-0   205   Sr.   Richmond, Va.	<b>LAST GAME:</b> Started in the defensive backfield and registered six tackles, one TFL and forced a fumble vs. LSU <b>NOTES:</b> Has 20 total tackles on the season and is tied for the team lead with four pass breakups ... Has one of Ole Miss' three interceptions on the season ... Reese's Senior Bowl watch list ... Transfer from Liberty who arrived on campus prior to the start of fall camp.								
		<table border="1"> <thead> <tr> <th>TACKLES</th> <th>TFL</th> <th>INT</th> <th>PBU</th> </tr> </thead> <tbody> <tr> <td>20</td> <td>1.0</td> <td>1</td> <td>4</td> </tr> </tbody> </table>	TACKLES	TFL	INT	PBU	20	1.0	1	4	
TACKLES	TFL	INT	PBU								
20	1.0	1	4								
5 S		<b>JOHN SAUNDERS JR.</b> 6-2   200   Sr.*   High Point, N.C.	<b>LAST GAME:</b> Started at safety vs. #12 LSU and finished with a team high eight tackles <b>NOTES:</b> 27 games played, 19 starts, 89 tackles, 22 passes defended and five INTs in career ... Led Miami (Ohio) in PBUs in 2022 (10) ... Senior Bowl watch list ... Transfer from Miami (Ohio) who arrived in January and participated in spring drills ... Cousin, Jaquan Brisker, plays safety for the Chicago Bears.								
		<table border="1"> <thead> <tr> <th>TACKLES</th> <th>TFL</th> <th>INT</th> <th>PBU</th> </tr> </thead> <tbody> <tr> <td>26</td> <td>1.0</td> <td>0</td> <td>4</td> </tr> </tbody> </table>	TACKLES	TFL	INT	PBU	26	1.0	0	4	
TACKLES	TFL	INT	PBU								
26	1.0	0	4								
25 S		<b>TREY WASHINGTON</b> 5-11   205   Jr.   Trussville, Ala.	<b>LAST GAME:</b> Started at safety and notched seven tackles and a fumble recovery vs. LSU <b>NOTES:</b> 31 career games played, eight starts ... Leads team with 32 total tackles on the season ... Earned SEC Defensive Player of the Week honors after tallying career high 10 tackles vs. Georgia Tech ... Received the Jeff Hamm Memorial Award during spring practices.								
		<table border="1"> <thead> <tr> <th>TACKLES</th> <th>TFL</th> <th>INT</th> <th>PBU</th> </tr> </thead> <tbody> <tr> <td>32</td> <td>2.0</td> <td>0</td> <td>0</td> </tr> </tbody> </table>	TACKLES	TFL	INT	PBU	32	2.0	0	0	
TACKLES	TFL	INT	PBU								
32	2.0	0	0								
7 CB		<b>DEANTRE PRINCE</b> 6-0   185   Sr.   Charleston, Miss.	<b>LAST GAME:</b> Started at CB vs. LSU and registered two solo tackles <b>NOTES:</b> Senior Bowl watch list ... Preseason All-SEC fourth team selection by Athlon ... Ole Miss' active career leader in INTs (6) ... Only allowed 22 receptions on 52 targets for 263 yards in 434 coverage snaps last season ... 12 games with 50 receiving yards or fewer allowed last year.								
		<table border="1"> <thead> <tr> <th>TACKLES</th> <th>TFL</th> <th>INT</th> <th>PBU</th> </tr> </thead> <tbody> <tr> <td>16</td> <td>1.0</td> <td>1</td> <td>2</td> </tr> </tbody> </table>	TACKLES	TFL	INT	PBU	16	1.0	1	2	
TACKLES	TFL	INT	PBU								
16	1.0	1	2								
6 CB		<b>ZAMARI WALTON</b> 6-3   185   Sr.   Melbourne, Fla.	<b>LAST GAME:</b> Started at CB, and notched three tackles in ranked win over LSU <b>NOTES:</b> 53 games played, 44 starts, 138 tackles, four INTs in career ... Played in 48 games with 39 starts in five seasons at Georgia Tech ... Senior Bowl watch list ... Transfer from GT who arrived in January and participated in spring drills ... 2022 honorable mention All-ACC.								
		<table border="1"> <thead> <tr> <th>TACKLES</th> <th>TFL</th> <th>INT</th> <th>PBU</th> </tr> </thead> <tbody> <tr> <td>13</td> <td>0.0</td> <td>1</td> <td>2</td> </tr> </tbody> </table>	TACKLES	TFL	INT	PBU	13	0.0	1	2	
TACKLES	TFL	INT	PBU								
13	0.0	1	2								
12 P		<b>FRASER MASIN</b> 6-5   235   Sr.*   Brisbane, Australia	<b>LAST GAME:</b> Punted two times for 41.5 average vs. LSU <b>NOTES:</b> Has tallied 13 punts on the season for an average of 42.8 yards per punt ... Played 12 games, had 42.1 yards/punt for Ole Miss in 2022 ... Graduated from St. Joseph's Nudgee College in Brisbane in 2018 ... Selected to the Australian rules football state team in 2017 and 2016.								
		<table border="1"> <thead> <tr> <th>PUNTS</th> <th>AVG</th> <th>LONG</th> <th>IN 20</th> </tr> </thead> <tbody> <tr> <td>13</td> <td>42.8</td> <td>53</td> <td>3</td> </tr> </tbody> </table>	PUNTS	AVG	LONG	IN 20	13	42.8	53	3	
PUNTS	AVG	LONG	IN 20								
13	42.8	53	3								

**SEC STANDINGS**

SEC EAST	Conf.	Overall
Georgia	2-0	5-0
Kentucky	2-0	5-0
Missouri	1-0	5-0
Florida	1-1	3-2
Tennessee	1-1	4-1
South Carolina	1-2	2-3
Vanderbilt	0-2	2-4

SEC WEST	Conf.	Overall
Alabama	2-0	4-1
Texas A&M	2-0	4-1
LSU	2-1	3-2
Ole Miss	1-1	4-1
Arkansas	0-2	2-3
Auburn	0-2	3-2
Mississippi State	0-3	2-3

**REBELS IN SEC & NCAA STATS**

Category	Stat	SEC	NCAA
Turnovers Lost	3	1	5
Scoring Offense	44.6	1	6
Passing Yards / Comp.	16.18	1	7
Total Offense	517.4	2	8
Passing Offense	336.6	2	9
Team Sacks	3.40	3	11
4th Down Conversion Pct.	76.9%	2	14
Team Passing Efficiency	174.4	3	14
Team TFLs	7.4	3	16
Fumbles Recovered	4	1	17
Punt Returns	15.00	5	17
Turnover Margin	0.80	2	18
Blocked Kicks	1	4	21
Defensive TDs	1	4	22
First Downs Offense	118	3	23
KO Return Defense	15.88	1	24
Rushing Offense	180.8	4	43

J. Dart, Total Offense	350.8	2	4
T. Harris, Receiving TDs	6	3	7
J. Dart, Yards / Comp.	16.32	1	9
J. Dart, Yards / Att.	10.46	3	9
J. Dart, Passing Yards	1485	3	9
C. Davis, FG / Game	1.8	3	10
J. Dart, Pass Yards / Game	297.0	3	10
J. Dart, Points Responsible	90	2	12
C. Davis, Total Points	48	3	12
J. Dart, Points Resp. / Game	18.0	2	13
C. Davis, Scoring / Game	9.6	4	15
J. Dart, Passing Efficiency	174.7	4	15
J. Dart, Passing TDs	11	2	16
T. Harris, Yards / Rec.	21.31	2	19
J. Watkins, Receiving Yards	450	5	19
J. Watkins, Rec. Yards / Game	90.0	5	20
T. Banks, Fumble Rec.	1	2	22
J. Ivey, Fumble Rec.	1	2	22
Q. Judkins, Rushing TDs	5	3	24
T. Harris, Total TDs	6	5	26
Q. Judkins, Total TDs	6	5	26
T. Harris, Scoring / Game	9.0	7	26
T. Harris, Rec. Yards / Game	85.2	7	27
Q. Judkins, Rushing Yards	378	5	36
J. Watkins, Receptions / Game	5.8	8	36

**BY THE NUMBERS**

- 64,038 - Vaught-Hemingway Stadium Capacity
- 22,951 - Ole Miss enrollment
- 669 - All-Time Victories
- 312 - Pro Draft Picks
- 59 - First Team All-American Selections
- 40 - Bowl Appearances
- 24 - Academic All-Americans
- 24 - Bowl Wins
- 23 - NFL First-Round Draft Picks
- 16 - Overtime Games
- 12 - College Football Hall of Fame Inductees
- 6 - SEC Championships

**OLE MISS HEAD COACH LANE KIFFIN**

**Lane Kiffin** is in his fourth season at Ole Miss, where he has led the Rebels to three consecutive bowl berths to start off his time in Oxford. In 11 years at the NCAA level, Kiffin has posted an all-time record of 88-48, including a 27-14 mark at Ole Miss. The Rebels ranked No. 3 nationally in rushing offense (256.6) and No. 8 in total offense (496.4) last season. Kiffin helped mentor and recruit talented true freshman running back Quinshon Judkins, who set the Ole Miss single-season records in both rushing yards (1,567) and rushing touchdowns (16). Kiffin guided the Rebels to a 10-3 record in 2021, the first 10-win regular season in school history. The Rebels finished the season ranked No. 11 in both the AP and AFCA Coaches Poll, its highest final ranking since 2016. Ole Miss ranked top-20 in the FBS in nine different offensive categories in his first season in 2020. In December 2016, Kiffin took over an FAU program that had won a total of nine combined games over the previous three seasons. Kiffin proceeded to take the Owls to new heights over the last three years, including two conference titles and two 10-win seasons. In his head coaching stops at USC, Tennessee and FAU, Kiffin has shown a propensity in helping turn programs around. Kiffin graduated from Fresno State in 1998 after playing quarterback for three seasons (1994-96) for the Bulldogs. He began his coaching career as a student assistant at Fresno State under Pat Hill in 1997 and 1998.

**ARKANSAS HEAD COACH SAM PITTMAN**

Arkansas head coach **Sam Pittman** sits in his fourth season coaching the Razorbacks, helping to lead the squad to a record of 21-20 since taking over in 2020. Pittman has led the Razorbacks to seven-plus wins in two consecutive seasons as well as bowl eligibility in each of the last three seasons. He is the first Arkansas head coach since Houston Nutt (1998-2000) to lead the Razorbacks to 2-0 starts in three consecutive seasons. In 2021, Pittman helped coach the Razorbacks to a 9-4 record, finishing the season ranked No. 21 in the AP poll along with earning a 24-10 Outback Bowl victory over Penn State marking the program's first bowl appearance since the 2016-17 season. Prior to taking the helm at Arkansas, Pittman served as head coach for Hutchinson Community College, where he helped lead the Blue Dragons to an 11-9-1 record over two seasons. Pittman also has experience in offensive line and assistant head coaching roles for various Power 5 programs including Georgia, Tennessee, North Carolina, Oklahoma, Kansas and Missouri.

**RAZORBACKS SCOUTING REPORT**

Arkansas enters the week 2-3 overall and 0-2 in SEC play. The Razorbacks outscored its first two opponents 84-19, but have dropped lost three straight contests, including two matchups against SEC foes. Arkansas is averaging 342.2 yards per game, with 215 of that coming through the air. Third-year starter KJ Jefferson leads the Razorbacks under center, completing 68 percent of his passes for 1,050 yards and 10 passing touchdowns. Jefferson is also Arkansas' leader in rushing attempts, with 65 carries. Preseason first team All-SEC selection Raheim Sanders returned from injury last week after missing three weeks due to a knee injury. Sanders has rushed for over 2,000 career yards and 17 rushing TDs. Wideout Andrew Armstrong leads the Razorbacks with 27 catches for 351 yards and four touchdowns. Tight end Luke Hasz has 16 catches for 253 yards and three TDs, but suffered a season-ending injury last week against Texas A&M. The Arkansas defense has been very opportunistic this season. The Razorbacks lead the country with three defensive touchdowns and rank No. 1 in the SEC with 11 takeaways this season. Jaheim Thomas leads Arkansas with 48 total tackles, including three sacks and five tackles for loss. Six different Razorbacks have at least one interception on the season.

**2023 Arkansas Schedule**

Date	Opponent	Time (CT)	Location	Notes
Sept. 2	vs. Western Carolina <sup>^</sup>	W, 56-13		
Sept. 9	KENT STATE	W, 28-6		
Sept. 16	BYU	L, 31-38		
Sept. 23	at #12 LSU*	L, 31-34		
Sept. 30	vs. Texas A&M*%	L, 22-34		
Oct. 7	at #15 Ole Miss*	6:30 p.m.		
Oct. 14	at Alabama*	TBD		
Oct. 21	MISSISSIPPI STATE	TBD		
Nov. 4	at Florida*	TBD		
Nov. 11	AUBURN*	TBD		
Nov. 18	FIU	TBD		
Nov. 24	MISSOURI*	3 p.m.		

\* SEC game HOME GAMES IN CAPS  
<sup>^</sup> War Memorial Stadium % AT&T Stadium

**OLE MISS-ARKANSAS SERIES HISTORY**

- Ole Miss and Arkansas will be meeting on the field for the 70th time in a series that dates back to 1908.
- The Razorbacks hold a 37-29-1 series lead ... The original series record is 37-31-1 with Ole Miss' wins in 2012 & 2013 being vacated due to NCAA ruling.
- Arkansas' records indicate a 38-28-1 advantage for the Razorbacks ... Arkansas claims a forfeit victory in a 1914 game that Ole Miss won 13-7.
- Ole Miss leads 8-6 in Oxford, while Arkansas leads 13-2 in Fayetteville ... Original record is 9-6 in Oxford.
- Arkansas holds an 18-11 edge since it joined the SEC in 1992.
- Five of the last eight games between Ole Miss and Arkansas have been decided by four or less points.
- The home team has won each of the last four contests.



### FANS SET TO STRIPE THE VAUGHT

Saturday night's matchup against Arkansas will serve as Ole Miss' second consecutive Stripe the Vaught game at Vaught-Hemingway Stadium. Ole Miss fans are encouraged to wear either red or powder blue, depending on their section. Fans in attendance can visit [StripeTheVaught.com](http://StripeTheVaught.com) to learn more about the fan initiative.

### INSTANT CLASSIC

Ole Miss generated excitement across the college football world following its wild 55-49 shootout win over No. 12 LSU on Sept. 30. In front of a record crowd of 66,703 and under a full moon at Vaught-Hemingway Stadium, it all came down to the final play between the Rebels and Tigers, with senior Rebel safety **Dajahn Anthony** breaking up a potential game-winning touchdown pass from LSU quarterback Jayden Daniels as time expired -- sending all 66,703 in attendance into a frenzy. Prior to that moment, though, both Ole Miss and LSU combined for one of the largest offensive outputs in conference history and one of the top overall offensive performances in the Rebel record books:

- Ole Miss' 55 points ranks as most scored against an AP ranked team in program history ... The previous record was 52 points on October 9, 2021 in a 52-51 win over No. 13 Arkansas.
- Ole Miss racked up a season-high 706 total yards, the fifth-most in Ole Miss history and the fourth game under head coach Lane Kiffin with at least 700 yards ... Ole Miss only had two such games prior to his arrival in 2020.
- First time in school history with 700 yards of total offense, no sacks allowed and no turnovers in the same game ... One of two such games nationally this year (Oregon vs. Portland State, 729 yards, Sept. 2).
- The combined 1,343 yards of total offense between the Rebels and Tigers ranks as the fifth-most in SEC history, the third-most between SEC schools and the most since Ole Miss and Alabama combined for 1,370 in 2020 ... Second most combined yards in Ole Miss history.
- The combined 104 points between Ole Miss and LSU ranks tied for seventh-most in SEC history in non-OT games, the third-most between SEC opponents and the most since 2020 (111, Ole Miss vs. Alabama).
- 104 combined points also ranks as the fifth-most in Ole Miss history, the fourth-most against an SEC opponent.

### HIGH-FLYING OFFENSE

Ole Miss currently possesses the SEC's top scoring offense at 44.6 points per game, good for No. 6 in the FBS heading into Week Six action, as well as the conference's No. 2 overall offense at 517.4 yards per game. Impressively, the Rebels have done so against strong competition through five games, holding a strength of schedule ranking of 14 against a top-10 average of 62.4 on the scoring offense list and 61.1 on the total offense rankings. Helping spur on the offensive onslaught for the Rebels is its FBS No. 9 passing attack at 336.6 yards per game -- good for No. 2 in the SEC this season. Ole Miss has proven deadly both through the air and on the ground, though, as the Rebels are the lone FBS team with a 500-yard passing outing (524, vs. Mercer, No. 2 FBS) and a 300-yard rushing outing (317, vs. LSU, No. 25 FBS) this season.

#### FBS Scoring Offense, 2023

School	PPG	Strength of Sched.
USC	53.6	128
Oregon	51.6	98
Oklahoma	47.4	42
Washington	46.0	42
Washington St.	45.8	52
<b>Ole Miss</b>	<b>44.6</b>	<b>14</b>
LSU	44.0	25
Miami (Fl.)	43.8	18
Texas St.	43.4	125
Florida St.	43.2	80

#### FBS Total Offense, 2023

School	YPG	Strength of Sched.
Washington	569.4	42
Oregon	557.8	98
USC	555.0	128
LSU	551.4	25
UCF	545.8	100
Washington St.	532.2	52
Miami (Fl.)	519.0	18
<b>Ole Miss</b>	<b>517.4</b>	<b>14</b>
Oklahoma	510.0	42
Liberty	501.0	92

On the field in the Kiffin era, the Rebel offense ranks among the most prolific in the nation, ranking second in the FBS in both yards per game (512.1 ypg/41 games) and total yards (20,995 yards) since 2020. The Rebels have done it with a balanced attack over the last three years as well, as Ole Miss ranks alongside only Ohio State as the only two Power-5 teams with both a top-10 passing season (2020; No. 7) and a top-10 rushing season (2022; No. 3) since 2020.

#### FBS Total Offense Per Game Since 2020

School	YPG	Games
Ohio State	516.3	38 games
<b>Ole Miss</b>	<b>512.1</b>	<b>41 games</b>
Alabama	486.6	46 games
North Carolina	485.4	43 games
UCF	481.3	42 games

#### FBS Total Yards Since 2020

School	Yards	Games
Alabama	22,384	46 games
<b>Ole Miss</b>	<b>20,995</b>	<b>41 games</b>
North Carolina	20,874	43 games
Georgia	20,808	45 games
UCF	20,216	42 games

### CAREER STARTS (AT OLE MISS)

41	Jeremy James
36	Caleb Warren
28	Deantre Prince
23	Cedric Johnson
17	Jaxson Dart
15	Jordan Watkins
14	Micah Pettus
13	Jayden Williams
12	Jared Ivey
11	Quinshon Judkins
10	Dayton Wade
9	Eli Acker, Isheem Young
8	Khari Coleman, Ladarious Tennison, Trey Washington
5	Victor Curne, Jeremiah Jean-Baptiste, Quincy McGee, JJ Pegues, John Saunders Jr., Zamari Walton
3	Dajahn Anthony, Tre Harris, Kyirin Heath, Cedric Melton, Isaac Ukwu, Stephon Wynn Jr.
2	Ashanti Cistrunk, Reece McIntyre, Caden Prieskorn
1	Zakhari Franklin, Jamond Gordon, Zxavian Harris, JJ Henry, Monty Montgomery, Suntarine Perkins, Ayden Williams

### CONSECUTIVE STARTS (AT OLE MISS)

41	Jeremy James
20	Deantre Prince
16	Jaxson Dart
14	Micah Pettus
13	Caleb Warren, Jordan Watkins
11	Quinshon Judkins
7	Jared Ivey, Trey Washington
5	Victor Curne, Jeremiah Jean-Baptiste, Quincy McGee, JJ Pegues, John Saunders Jr., Dayton Wade, Zamari Walton
4	Khari Coleman
2	Caden Prieskorn
1	Dajahn Anthony, Tre Harris, Zxavian Harris, Cedric Johnson

### CAREER GAMES PLAYED (AT OLE MISS)

53	Ashanti Cistrunk
43	Jeremy James, Deantre Prince
40	Reece McIntyre, Caleb Warren
39	Cedric Johnson
31	Trey Washington
30	Jared Lawrence
29	Eli Acker, Jamond Gordon
19	Qua Davis
18	Tyler Banks, Jaxson Dart, Zxavian Harris, Kyirin Heath, Jared Ivey, Quinshon Judkins, Cedric Melton, Micah Pettus, Jarell Stinson, Ladarious Tennison, Dayton Wade, Jordan Watkins, Jayden Williams, Isheem Young
17	JJ Henry, Fraser Masin, JJ Pegues
16	Khari Coleman
14	Jalen Knox
13	Demarko Williams
11	Ulysses Bentley IV, Bralon Brown, Caden Costa
9	Matt Jones
6	Nick Cull, Richard O'Bryant
5	Dajahn Anthony, AJ Brown, Victor Curne, Caden Davis, DeShawn Gaddie Jr., Chris Graves, Joshua Harris, Jeremiah Jean-Baptiste, Quincy McGee, Monty Montgomery, Suntarine Perkins, Charlie Pollock, DeSanto Rollins, John Saunders Jr., Akelo Stone, Isaac Ukwu, Rayf Vinson, Zamari Walton, Trip White, Hudson Wolfe, Stephon Wynn Jr., Teja Young
4	Joshua Aka, Preston Cushman, Jam Griffin, Tre Harris, Salathiel Hemphill, Cayden Lee, Kedrick Reescano, Spencer Sanders, Mana Taimani, Ayden Williams
3	Cam East
2	Lex Boucvalt, Jamarious Brown, Jayvontay Conner, Zakhari Franklin, Cedrick Nicely, Caden Prieskorn, Carter Short, Demarcus Smith
1	Drew Burnett, Chamberlain Campbell, Jadon Canady, Daniel Demery, Taylor Groves, Deelay Holmes Jr., Walker Howard, Antione Johnson, Daniel Newman, Cephas Pettis, Brycen Sanders, Myles Saulsberry, Christian Schanefelt, Larry Simmons

2023 BREAKDOWN

<b>Category</b> . . . . .	<b>2023</b>
Record . . . . .	4-1
SEC . . . . .	1-1
vs. SEC West . . . . .	1-1
vs. SEC East . . . . .	0-0
Non-Conference . . . . .	3-0
Home . . . . .	3-0
Away . . . . .	1-1
Neutral . . . . .	0-0
Day Games . . . . .	3-1
Night Games (6 p.m. start or later) . . . . .	1-0
vs. Top 25 teams . . . . .	2-1
TV games . . . . .	4-1
on SEC Network . . . . .	1-0
on SEC Network Alternate . . . . .	0-0
on ESPN . . . . .	1-0
on ESPN2 . . . . .	1-0
on ABC . . . . .	0-0
on CBS . . . . .	0-1
on SECN+/ESPN+ . . . . .	1-0
When scoring first . . . . .	4-0
When opponents score first . . . . .	0-1
When leading at halftime . . . . .	3-1
When trailing at halftime . . . . .	1-0
When tied at halftime . . . . .	0-0
When leading after third quarter . . . . .	2-0
When trailing after third quarter . . . . .	1-1
When tied after third quarter . . . . .	1-0
In overtime games . . . . .	0-0
When scoring less than 20 points . . . . .	0-1
When scoring 20+ points . . . . .	4-0
When scoring 30+ points . . . . .	4-0
When allowing less than 20 points . . . . .	1-0
When allowing 20+ points . . . . .	3-1
When allowing 30+ points . . . . .	1-0
When rushing for <100 yards . . . . .	1-1
When rushing for 100+ yards . . . . .	3-0
When rushing for 200+ yards . . . . .	2-0
When passing for 200+ yards . . . . .	4-1
When passing for 250+ yards . . . . .	4-0
When passing for 300+ yards . . . . .	2-0
When totaling <300 yds total offense . . . . .	0-0
When gaining 300+ yds total offense . . . . .	4-1
When allowing <100 yds rushing . . . . .	1-0
When allowing 100+ yds rushing . . . . .	3-1
When allowing 200+ yds rushing . . . . .	1-0
When allowing <200 yds passing . . . . .	1-0
When allowing 200+ yards passing . . . . .	3-1
When allowing 250+ yards passing . . . . .	2-0
When allowing 300+ yards passing . . . . .	2-0
When allowing <300 yds total offense . . . . .	1-0
When allowing 300+ yds total offense . . . . .	3-1
When having a 100-yard rusher . . . . .	2-0
When opp. has a 100-yard rusher . . . . .	1-1
When having no turnovers . . . . .	2-0
When having 1-2 turnovers . . . . .	2-1
When having 3 or more turnovers . . . . .	0-0
When having no takeaways . . . . .	1-0
When having 1-2 takeaways . . . . .	2-1
When having 3 or more takeaways . . . . .	1-0
When having more than 30:00 TOP . . . . .	1-0
When having less than 30:00 TOP . . . . .	3-1

DON'T BLINK

Ole Miss is once again running a lightning-quick offense in 2023, currently ranking as one of seven FBS schools at sub-23 seconds between plays at 22.0 per play. This season, Ole Miss owns seven scoring drives clocking in beneath the one-minute mark, including back-to-back opening drives against Mercer (51 seconds) and Tulane (48 seconds). The 51-second drive against Mercer was the fastest to open a season for Ole Miss since 2018, and the 28 first quarter points ranks as the most in available records since at least 1967. The 48-second debut against the Green Wave, meanwhile, was the fastest on any opening drive for the Rebels since finding the endzone in just 34 seconds against Liberty on Nov. 6, 2021. In the Kiffin era, Ole Miss is 23-5 when scoring first.

Rank	School	Seconds/Play
1	Tennessee	21.0
2	TCU	21.4
3	Jacksonville State	21.6
4	Texas Tech	21.7
<b>5</b>	<b>Ole Miss</b>	<b>22.0</b>
	USF	22.0
7	Utah State	22.6
8	Colorado	23.4
	Northwestern	23.4
	Syracuse	23.4

RACKING UP THE YARDS

Kiffin's dynamic Ole Miss offenses have single-handedly dismantled the Rebel record books, recording three of the top-five offensive seasons in school history since 2020. Leading the way is the 2020 squad that ended the season ranked No. 3 in total offense nationally at an Ole Miss record 555.5 yards per game (5,555 yards). His 2021 team ranks fifth at 492.5 yards per game (6,402 yards), and last year the Rebels broke into the top-five again, this time notching the fourth-best season ever at 496.4 yards per game (6,453 yards). Impressively, Kiffin's Ole Miss teams have done so with a balanced offensive attack, ranking seventh in the FBS in passing in 2020 (344.9 ypg) before shifting toward the running game in 2021 with the No. 12 ground game (217.6 ypg) before 2022's single-season school record rushing attack of 3,336 yards (256.6) led the SEC and ranked No. 3 in the FBS behind only the service academies.

Top Single-Season Offenses, Ole Miss History

Season (Gms)	Total (Avg.)	NCAA	Pass (Avg. / NCAA)	Rush (Avg. / NCAA)
<b>2020 (10)</b>	<b>5,555 (555.5)</b>	<b>#3</b>	<b>3,449 (344.9 / #7)</b>	<b>2,106 (210.6 / #26)</b>
2015 (13)	6,731 (517.8)	#10	4,351 (334.7 / #10)	2,380 (183.1 / #45)
2018 (12)	6,126 (510.5)	#9	4,157 (346.4 / #5)	1,969 (164.1 / #72)
<b>2022 (13)</b>	<b>6,453 (496.4)</b>	<b>#8</b>	<b>3,117 (239.8 / #58)</b>	<b>3,336 (256.6 / #3)</b>
<b>2021 (13)</b>	<b>6,402 (492.5)</b>	<b>#6</b>	<b>3,573 (274.8 / #22)</b>	<b>2,829 (217.6 / #12)</b>

With those big single-season numbers come monster single-game numbers as well. Kiffin owns 22 games during his Ole Miss tenure with at least 600 yards of total offense, as opposed to just 16 times total from the beginning of the Ole Miss football program in 1893 until Kiffin's arrival in 2020. At the 700-yard plateau, Kiffin's Rebels own four of the six total 700-yard games in Ole Miss history, as well as five of the top-seven performances all-time.

Single-Game Total Offense, Ole Miss History

Date	Opponent	Total	Rush	Pass
10-06-2018	ULM	826	309	517
11-16-2013	Troy	751	382	369
<b>11-14-2020</b>	<b>South Carolina</b>	<b>708</b>	<b>195</b>	<b>513</b>
<b>09-18-2021</b>	<b>Tulane</b>	<b>707</b>	<b>372</b>	<b>335</b>
<b>09-30-2023</b>	<b>LSU</b>	<b>706</b>	<b>317</b>	<b>389</b>
<b>11-19-2022</b>	<b>at Arkansas</b>	<b>703</b>	<b>463</b>	<b>240</b>
<b>09-02-2023</b>	<b>Mercer</b>	<b>667</b>	<b>143</b>	<b>524*</b>

\* School record

BIG PLAY POTENTIAL

The Rebels continue to be one of the best teams in the country in explosive plays, currently ranking second among all FBS teams with 42 plays of 20 yards or more this season. In total, Ole Miss has tallied 93 plays of 10 or more yards this year, ranking ninth among all FBS schools. The Rebels average 18.6 such plays per game.

Category	No.	FBS
10+ Yard Plays	93	9th
20+ Yard Plays	42	2nd
30+ Yards Plays	19	T5th
40+ Yards Plays	10	T8th
50+ Yards Plays	4	T26th
60+ Yards Plays	3	T13th



### THROWIN' DARTS

Junior QB **Jaxson Dart** has been one of the top signal callers nationally this season with both his arm and his legs, ranking second in the SEC and fourth nationally at his 350.8 yards of total offense. As Dart goes, so have the Rebels so far this season, with his SEC No. 2 and FBS No. 13 points responsible per game clip of 18.0 helping spur the Rebels to the top scoring offense in the conference at 44.6 points per game. Dart leads the SEC in yards per completion at 16.3 (FBS No. 9), and ranks within the FBS top-15 in total passing yards at 1,485 (No. 9), yards per attempt at 10.5 (No. 9), passing yards per game at 297.0 (No. 10) and passing efficiency at 174.7 (No. 15). On the ground, Dart ranks sixth in the SEC in rushing touchdowns (4), ninth in yards per carry (5.3), and among QB's, ranks second at his 53.8 rushing yards per game. Dart has been especially effective in the first quarters so far this season, standing at 34-of-42 for 586 yards and six touchdowns in the opening frame. That includes a blistering 11-for-11 stretch to open the season against Mercer, making him just the seventh Ole Miss quarterback to ever throw 11 consecutive completions and the best such streak since Matt Corral set the school record at 19 in a row at Vanderbilt in 2020. Dart is starting to climb several Ole Miss career lists, as he now ranks seventh all-time in career 300-yard passing games (4), tied for eighth in passing touchdowns (31), 11th in total offense (5,342) and 12th in passing yards (4,459). In his overall career combining totals from his freshman season at USC in 2021, Dart owns 5,812 yards passing, 6,738 yards of total offense, 926 yards rushing (883 at Ole Miss), and 40 passing touchdowns.

#### 2023 FBS Total Offense Rankings (YPG)

Name, School	Yards	YPG	Pass	Rush	Total TD
Michael Penix Jr., Washington	2,008	401.6	1,999	9	16
Jayden Daniels, LSU	2,002	400.4	1,710	292	19
Cameron Ward, Washington St.	1,498	374.5	1,389	109	16
<b>Jaxson Dart, Ole Miss</b>	<b>1,754</b>	<b>350.8</b>	<b>1,485</b>	<b>269</b>	<b>15</b>
Shedeur Sanders, Colorado	1,738	347.6	1,781	-43	17
Brayden Fowler-Nicolosi, Colorado St.	1,381	345.2	1,358	23	12
Dillon Gabriel, Oklahoma	1,688	337.6	1,593	95	19
Caleb Williams, USC	1,686	337.2	1,603	83	24

### CALLING HIS OWN NUMBER

Junior QB **Jaxson Dart** had a career day running the ball against Georgia Tech on Sept. 16, and did so with one of the longest rushes ever by a Rebel signal caller. Dart ended with a career high 136 yards and two rushing touchdowns on 14, highlighted by a massive 68 yard scamper in the second quarter. That run nearly doubled up his previous career long of 36 against Troy last season, and all-time in Ole Miss history it ranks as the fourth-longest ever by a QB. So far this season, Dart ranks second among SEC quarterbacks and 15th nationally among QBs at 53.8 rushing yards per game, in addition to ranking ninth in the SEC at his 5.3 yards per carry clip.

#### Longest Runs by a QB, Ole Miss History

Name	Yards	Opp.	Date
Ray Brown	92	Texas	01-01-1958
Houston Patton	82	North Texas	11-07-1953
John Rhys Plumlee	75	New Mexico St.	11-09-2019
<b>Jaxson Dart</b>	<b>68</b>	<b>Georgia Tech</b>	<b>09-16-2023</b>
Bill Schneller	64	Vanderbilt	10-29-1938
Archie Manning	64	Kentucky	09-27-1969

### NOSE FOR THE ENDZONE

Ole Miss has two well-seasoned running backs in sophomore **Quinshon Judkins** and senior **Ulysses Bentley IV**, who stand as just one of two duos in the FBS with at least 20 career rushing touchdowns. Judkins and Bentley both crossed the goal line for the 21st times in their careers against LSU on Sept. 30, putting them in lone company with LSU's Jayden Daniels (27) and Noah Cain (24) as the only other duo with at least 20 apiece. Combined, the Rebel duo of Judkins and Bentley owns 3,758 career yards and 42 total touchdowns on the ground.

### GROUND & POUND

Sophomore RB **Quinshon Judkins** broke out against the No. 12 LSU defense, ending the day with 177 yards on 33 carries and two total TDs against the Tigers. That marked the ninth 100-yard game in just 18 career games played, as well as his third career 150-yard outing -- with his other two last year being a 214-yard explosion at Arkansas, and a 205-yard effort at Texas A&M (making his 177 yards vs. LSU his most in front of a home crowd). Judkins is marching his way up several all-time lists at Ole Miss, as he is currently tied for fourth in career 100-yard rushing games (9), tied for seventh in career rushing touchdowns (21), tied for eighth in career all-purpose touchdowns (23), and his 1,945 yards currently ranks 11th but within quick striking range of Dexter McCluster in 10th (1,955) and Jaylen Walton in ninth (1,957). Judkins is coming off a historic freshman campaign in 2022 that saw him break several Ole Miss records, including the single-season rushing mark. Judkins was a consensus first team selection on all the Preseason All-America teams and All-SEC teams, and was selected to the Maxwell, Walter Camp and Doak Walker Award watch lists.

### NFL REBELS

Ole Miss has a big presence in the league again this year. There are currently 31 former Rebels on NFL rosters:

BRANDON BOLDEN | RB | Las Vegas Raiders  
 NICK BROEKER | OG | Houston Texans  
 MASON BROOKS | OT/OG | Washington Commanders\*  
 A.J. BROWN | WR | Philadelphia Eagles  
 BEN BROWN | C/OG | Seattle Seahawks  
 CHANCE CAMPBELL | LB | Tennessee Titans  
 SNOOP CONNER | RB | Jacksonville Jaguars\*  
 EVAN ENGRAM | TE | Jacksonville Jaguars  
 ZACH EVANS | RB | Los Angeles Rams  
 AJ FINLEY | S | Los Angeles Chargers  
 DEMARQUIS GATES | LB | Chicago Bears\*  
 MARQUIS HAYNES | OLB | Carolina Panthers ^  
 MALIK HEATH | WR | Green Bay Packers  
 MIKE HILTON | CB | Cincinnati Bengals  
 BENITO JONES | DT | Detroit Lions  
 D.J. JONES | NT | Denver Broncos  
 JAYLON JONES | CB | Chicago Bears  
 DAWSON KNOX | TE | Buffalo Bills  
 DEANE LEONARD | CB | Los Angeles Chargers  
 DK METCALF | WR | Seattle Seahawks  
 JONATHAN MINGO | WR | Carolina Panthers  
 ELIJAH MOORE | WR | Cleveland Browns  
 ROYCE NEWMAN | OG/OT | Green Bay Packers  
 OTIS REESE IV | LB | Tennessee Titans\*  
 MARK ROBINSON | LB | Pittsburgh Steelers  
 TAVIUS ROBINSON | OLB | Baltimore Ravens  
 BRAYLON SANDERS | WR | Miami Dolphins\*  
 LAQUON TREADWELL | WR | Baltimore Ravens  
 LAREMY TUNSIL | OT | Houston Texans  
 SAM WILLIAMS | DE | Dallas Cowboys  
 KENNY YEBOAH | TE | New York Jets ^

\* denotes practice squad

^ denotes injured reserve

### PRO BOWL REBELS

Since 2002

2002 Deuce McAllister, RB, New Orleans\*  
 Tim Bowens, DT, Miami Dolphins  
 2003 Deuce McAllister, RB, New Orleans\*  
 2005 Derrick Burgess, DE, Oakland Raiders  
 2006 Derrick Burgess, DE, Oakland Raiders  
 2007 Patrick Willis, LB, San Francisco 49ers\*  
 2008 Eli Manning, QB, New York Giants  
 Patrick Willis, LB, San Francisco 49ers  
 2009 Patrick Willis, LB, San Francisco 49ers\*  
 2010 Patrick Willis, LB, San Francisco 49ers\*  
 2011 Eli Manning, QB, New York Giants  
 Mike Wallace, WR, Pittsburgh Steelers  
 Patrick Willis, LB, San Francisco 49ers\*  
 2012 Eli Manning, QB, New York Giants  
 Patrick Willis, LB, San Francisco 49ers\*  
 2013 Greg Hardy, DE, Carolina Panthers\*  
 Dexter McCluster, KR, Kansas City Chiefs\*  
 Patrick Willis, LB, San Francisco 49ers  
 2015 Eli Manning, QB, New York Giants  
 2019 Laremy Tunsil, OL, Houston Texans  
 2020 AJ Brown, WR, Tennessee Titans  
 Evan Engram, TE, New York Giants  
 DK Metcalf, WR, Seattle Seahawks\*  
 Laremy Tunsil, OL, Houston Texans  
 2022 AJ Brown, WR, Philadelphia Eagles\*  
 Dawson Knox, TE, Buffalo Bills  
 Laremy Tunsil, OL, Houston Texans\*

\*All-Pro selection

**RADIO AFFILIATES**

City	Station (Frequency)
Amory	WAMY-AM (1580 AM)
Batesville	WTNM-FM (93.7)
Brookhaven	WBKN-FM (92.1)
Cornith	WXRZ-FM (94.3)
Greenwood	WYMX-FM (99.1)
Hattiesburg	WFMM-FM (97.3)
Jackson	WFMN-FM (97.3)
Laurel	WLAU-FM (99.3)
McComb	WMPK-FM (93.5)
Memphis	WHBQ-AM (560 AM)
Meridian	WZKR-FM (103.3)
Ocean Springs	WOSM-FM (103.1)
Oxford	WOXF-FM (105.1)
Philadelphia	WHOC-AM (1490 AM)
Tupelo	WFTA-FM (101.9)
Vicksburg	WVBG-AM (1420 AM)
Water Valley	WQLJ-FM (105.5)
Nationwide	Satellite Radio (Sirius XM)
Worldwide	Internet Streaming (Sidearm/Tuneln)

*Affiliate list subject to change.*

**SEC TELECONFERENCE**

Coach Lane Kiffin will be available on the weekly SEC Teleconference every Wednesday from noon until 12:10 p.m. CT. The number is available through the SEC office at (205) 458-3000. Below is the order of participants. All times list are CT.

10:00 a.m.	Brian Kelly, LSU
10:10 a.m.	Kirby Smart, Georgia
10:20 a.m.	Billy Napier, Florida
10:30 p.m.	Clark Lea, Vanderbilt
10:40 a.m.	Sam Pittman, Arkansas
10:50 a.m.	Josh Heupel, Tennessee
11:00 a.m.	Nick Saban, Alabama
11:10 a.m.	Shane Beamer, South Carolina
11:20 a.m.	Elijah Drinkwitz, Missouri
11:30 a.m.	Jimbo Fisher, Texas A&M
11:40 a.m.	Mark Stoops, Kentucky
11:50 a.m.	Zach Arnett, Mississippi State
Noon	Lane Kiffin, Ole Miss
12:10 p.m.	Hugh Freeze, Auburn

**DEGREES IN HAND**

Earning a degree from the University of Mississippi is one of the top priorities for Ole Miss student-athletes. A total of 13 current Rebels have already accomplished that goal with eligibility remaining this fall.

- Daijahn Anthony, S - Interdisciplinary Studies
- Ashanti Cistrunk, LB - Real Estate
- Victor Curne, OL - Criminal Justice
- Caden Davis, K - Multi-Disciplinary Studies
- Jamond Gordon, DT - Multi-Disciplinary Studies
- Jeremy James, OL - General Business
- Jeremiah Jean-Baptiste, LB - Criminal Justice
- Jalen Knox, WR - Multi-Disciplinary Studies
- Monty Montgomery, LB - African American Studies
- Isaac Ukwu, DE - Computer Science
- Zamari Walton, CB - General Business
- Caleb Warren, OL - General Business
- Stephon Wynn Jr., DT - Exercise Science

**WIDE-OPEN WATKINS**

Senior WR **Jordan Watkins** has been a big-play threat throughout his two-year tenure as a Rebel, and he's been off to a dynamite start as Ole Miss' top all-purpose option this season. He currently leads the Rebels and ranks fifth in the SEC in receiving yards per game at 90.0 (No. 20 FBS), eighth in receptions per game at 5.8 (No. 36 FBS), as well as 13th in the conference at 103.2 all-purpose yards per game. Watkins has eclipsed the century mark receiving in three games this season, including a career-high 119 yards against Georgia Tech, and he has broken loose for several massive plays. Watkins leads all Rebels with 15 plays of at least 10 yards, including eight of at least 20 yards, four of at least 30 and three of the top-four long plays for Ole Miss this season: his 70-yard punt return touchdown against Mercer, his 68-yard TD reception against Georgia Tech, and his 63-yard score through the air against LSU. Watkins also had four receptions of 30 yards last season, including a 61-yard catch at Vanderbilt. This season, his 70-yard punt return TD ranks second longest in the SEC (No. 6 FBS), and he is the lone player nationally to have both a 70-yard punt return TD and a reception of more than 51 yards.

**QUADRUPLE THREAT**

Louisiana native **Tre Harris** has had a nose for the endzone in just two games as a Rebel, highlighted by the game of his life against Mercer on Sept. 2. Against the Bears, Harris wowed the Vaught-Hemingway faithful by finding the endzone on each of his first three catches as a Rebel, which tied the school record and helped the lightning-quick Ole Miss offense get up early in its eventual 73-7 blowout win. Harris tacked on a fourth touchdown reception in the fourth quarter, in the process breaking the school record and becoming just the 22nd player in SEC history to haul in at least four touchdown receptions in a single game. Harris ended the day as Ole Miss' top receiver, nabbing six catches for 133 yards and his record-breaking four trips to the endzone. Harris is no stranger to the multi-TD effort, having caught three touchdown passes against Rice last October while a member of the Louisiana Tech football team. Harris -- a preseason Biletnikoff Award watch list member -- owns a career line of 122 receptions, 1,858 yards and 20 touchdowns -- 16 of which have come within the last calendar year after a 10 TD season with the Bulldogs in 2022. In 2023, Harris is still the only receiver in the FBS with four touchdown receptions in a single game.

**BACK IN ACTION**

Senior transfer WR **Zakhari Franklin** made his Ole Miss debut at No. 12 Alabama on Sept. 23, starting and hauling in one catch for 16 yards. This preseason, Franklin was one of two Rebels named to the Biletnikoff Award watch list alongside **Tre Harris**, and with good reason. Despite missing the first three games of 2023, Franklin still ranks among the top active receivers in the FBS, as his 264 receptions and 37 touchdowns still leads all active FBS receivers, and his 3,371 career yards ranks second only to Arizona's Jacob Cowing (3,928). Franklin has also hauled in a reception in 48 consecutive games played, ranking only behind Coastal Carolina's Sam Pinckney (50) and Cowing (49). In 46 career games for UTSA, Franklin rewrote their record books en route to two first team All-Conference USA selections and an Honorable Mention All-America nod by Phil Steele in 2022. Franklin has notched 13 career 100-yard receiving games, and in 2022 was tied for second nationally in receiving touchdowns with 15. Franklin was also part of the Biletnikoff watch list in 2022.

**FBS Active Career Leaders, Receptions**

Name (School)	Rec.	Games
<b>Zakhari Franklin (Ole Miss)</b>	<b>264</b>	<b>48</b>
Jacob Cowing (Arizona)	262	50
Smoke Harris (LA Tech)	261	55
Joshua Cephus (UTSA)	255	55
Jalon Calhoun (Duke)	226	53

**FBS Active Career Leaders, Rec. Yards**

Name (School)	Yds.	Games
Jacob Cowing (Arizona)	3,928	50
<b>Zakhari Franklin (Ole Miss)</b>	<b>3,371</b>	<b>48</b>
Sam Pinkney (Coastal Carolina)	3,107	51
Joshua Cephus (UTSA)	2,793	55
Tory Horton (Colorado St.)	2,666	37

**DEADLY DUO**

Wideouts **Zakhari Franklin** and **Tre Harris**, both Biletnikoff Award watch list members this preseason, are the lone teammates in the FBS to rank within the active career receiving touchdowns top-10 list, with Franklin's 37 career scores leading all active FBS receivers, and Harris' 20 ranking tied for 10th. Combined, they own a dazzling career line of 386 receptions for 5,229 yards and 57 touchdowns.

**DAYLIGHT FOR DAYTON**

Senior WR **Dayton Wade** is off to a career-best start in 2023 as one of Ole Miss' top deep-play threats. At 367 yards on 23 receptions, Wade has already passed his prior high in yards (309) and is closing in on his prior best in catches (27) -- both recorded in 2022, his first season at Ole Miss after three at WKU from 2019-21. Wade has had at least 64 yards receiving in each of his last four games, and he leads all Rebels with four receptions of at least 40 yards. Nationally, he is among just 10 FBS receivers with at least four catches of 40 yards, as well as one of just two in the SEC this season alongside South Carolina's Xavier Legette.

### HOME SWEET HOME

Vaught-Hemingway Stadium has been a safe haven for the Rebels historically, owning a 295-115-8 (.715) record all-time in Oxford, and that's been no different in the Kiffin era. Since 2020, Ole Miss has gone 17-5 at Vaught-Hemingway Stadium, which includes a 14-game home winning streak that spanned Nov. 14, 2020 to Oct. 15, 2022. That streak was among the longest home winning streaks nationally when it was snapped by No. 9 Alabama last November. It was also the longest winning streak in Oxford since winning 21 straight games from Nov. 1, 1952 to Nov. 7, 1959. Including a tie to LSU in 1960, the Rebels went unbeaten for 34 games over the course of 12 years (1952-64). Ole Miss finished the 2021 campaign with a perfect 7-0 home record, its first undefeated season at home (on the field) since 1992 when the Rebels finished 6-0 at Vaught-Hemingway Stadium. The 2021 season was also the first time that Ole Miss won seven on-campus games within the same season, which included a 31-17 win over LSU on Oct. 23.

### NO FRESHMAN JITTERS

Freshman LB **Suntarine Perkins** was a highly-touted recruit nationally as the No. 1 overall player in Mississippi and the No. 2 linebacker in the country, and he has already become a staple of the Landshark defense through four collegiate games played. Perkins shined in his debut against Mercer on Sept. 2, leading all Rebels with nine tackles off the bench, including four solo and one solo sack, in Ole Miss' 73-7 rout of the Bears. Perkins was also a one-man wrecking crew for the Rebels in Tuscaloosa against No. 12 Alabama on Sept. 23, charting 2.5 tackles for loss and two solo sacks for a whopping loss of 21 yards. With 3.0 sacks, Perkins is second on the Ole Miss roster, tied for second among freshmen in the FBS, and leads all SEC freshmen. At Raleigh High School, Perkins was a one-man wrecking crew, leading RHS to its first state title in 2022 as both its star running back and linebacker. In the state title game, Perkins ran 32 times for 331 yards and four touchdowns while also contributing six tackles and an interception on the other side of the ball. In his high school career, Perkins totaled more than 5,000 all-purpose yards, including 2,078 rushing yards and 32 touchdowns on the ground as a senior. As a linebacker, he tallied 267 total tackles and 10 sacks in his high school career.

### CAUSING MAYHEM

Ole Miss has notched at least 4.0 tackles for loss in each of its first five games, as well as at least 3.0 sacks in four of five contests, and have done so with a wide range of defenders getting in on the action. A total of 12 Rebels have contributed to a quarterback sack, while 20 have chipped in on a TFL. And all that mayhem is paying off, with four forced fumbles (including a **Khari Coleman** sack fumble returned for a TD by **Jared Ivey** vs. Tulane), three interceptions, 21 QB hurries, 20 pass breakups and a blocked field goal. In the Kiffin era, Ole Miss has recorded multiple sacks in 29 games, at least 5.0 tackles for loss in 27 games, and at least 4.0 sacks in 16 games. In games with at least 5.0 tackles for loss, Ole Miss is 18-9, and in games with at least 4.0 sacks, the Rebels are 8-3. This season, Ole Miss ranks third in the SEC in both sacks and TFL, while ranking 11th and 16th nationally in both categories, respectively.

### MR. CONSISTENCY

Senior LB **Ashanti Cistrunk** has been a mainstay of the Ole Miss defense throughout his long career as a Rebel, as evidenced by his current streak of 53 consecutive games played -- which constitutes all 53 of his career games played. Cistrunk is among 111 active players nationally in the FBS to have played at least 53, and on Ole Miss' roster this year he is among three alongside transfers **Zamari Walton** and **Teja Young**, who both have also appeared in 53 career contests. In his Ole Miss career, Cistrunk has 163 total tackles (72 solo), 8.5 tackles for loss, 4.0 sacks, three forced fumbles and an interception. In addition to Cistrunk, Ole Miss' 2023 roster features five more with at least 150 career tackles: CB **DeShawn Gaddie Jr.** (154), LB **Jeremiah Jean-Baptiste** (171), LB **Monty Montgomery** (178), S **Isheem Young** (183) and S **Teja Young** (168).

### DEFENSIVE NOTES

The Rebel defensive unit has been crucial to Ole Miss' success with timely big plays and big stops.

- CB **Deantre Prince** is Ole Miss' active career leader in interceptions with six.
- S **Daijahn Anthony** (76.8) is Ole Miss' top-two rated defender per PFF.
- Anthony had a crucial forced fumble and the game-winning pass breakup vs. No. 12 LSU on Sept. 30.
- Six Rebels have multiple pass breakups, led by Anthony's four PBUs ... Anthony also had an interception against Mercer.
- Seven different Rebels have had their hand in Ole Miss' four forced fumbles either on the force or recovery ... 10 Rebels have batted down a pass, and 12 have recorded at least one QB hurry.
- Ole Miss has returned its two of its three interceptions this season for 63 yards, currently No. 6 in the SEC.
- LB **Khari Coleman** leads the SEC and ranks sixth in the FBS in active career tackles for loss (31.0)
- S **Trey Washington** leads Ole Miss in tackles, averaging 6.4 per game ... Washington was SEC Defensive Player of the Week on Sept. 18 after notching a career-high 10 tackles and a forced fumble vs. Georgia Tech.
- DE **Cedric Johnson** recorded career sack No. 14.5 against Mercer ... Johnson is Ole Miss' active career sacks leader.
- Johnson (14.5, T-29th) and LB **Monty Montgomery** (15.0, T-27th) both rank within the FBS top-30 in active career sacks.
- LB **Suntarine Perkins** leads all SEC freshmen and ranks tied for second nationally among freshman with 3.0 sacks.

### INDIVIDUAL RECORDS • CAREER

#### RUSHING YARDS

Player, Years	No.
7. Benjarvus Green-Ellis, 2006-07	2,137
8. Leon Perry, 1976-79	2,135
9. Jaylen Walton, 2012-15	1,957
10. Dexter McCluster, 2006-09	1,955
<b>11. Quinshon Judkins, 2022-Pres.</b>	<b>1,945</b>
12. Jordan Wilkins, 2013-17	1,751

#### RUSHING TOUCHDOWNS

Player, Years	No.
1. Deuce McAllister, 1997-2000	37
2. Brandon Bolden, 2008-11	27
3. Snoop Conner, 2019-21	26
4. Archie Manning, 1968-70	25
5. Joe Gunn, 1998-2001	22
John Fourcade, 1978-81	22
<b>7. Quinshon Judkins, 2022-Pres.</b>	<b>21</b>
Kayo Dottley, 1947-50	21
9. Matt Corral, 2018-21	20
Randy Baldwin, 1989-90	20

#### ALL-PURPOSE TOUCHDOWNS

Player, Years	No.
3. Jerrion Ealy, 2019-21	26
Snoop Conner, 2019-21	26
Joe Gunn, 1998-2001	26
6. Chris Collins, 2000-03	25
Archie Manning, 1968-70	25
<b>8. Quinshon Judkins, 2022-Pres.</b>	<b>23</b>
Jaylen Walton, 2012-15	23
Randy Baldwin, 1989-90	23

#### 100-YARD GAMES

Player, Years	No.
1. Deuce McAllister, 1997-2000	14
2. Joe Gunn, 1998-2001	12
3. Dou Innocent, 1991-92, 94-95	10
<b>4. Quinshon Judkins, 2022-Pres.</b>	<b>9</b>
Benjarvus Green-Ellis, 2006-07	9
John Avery, 1996-97	9
Kayo Dottley, 1947-50	9

#### PASSING YARDS

Player, Years	No.
9. Jevan Snead, 2008-09	5,394
10. Mark Young, 1985-88	4,971
11. Archie Manning, 1968-70	4,753
<b>12. Jaxson Dart, 2022-Pres.</b>	<b>4,459</b>
13. Russ Shows, 1989-92	3,778

#### 300-YARD PASSING GAMES

Player, Years	No.
1. Jordan Ta'amu, 2017-18	12
Chad Kelly, 2015-16	12
2. Matt Corral, 2018-21	11
Bo Wallace, 2012-14	11
5. Eli Manning, 2000-03	10
6. Shea Patterson, 2016-17	7
<b>7. Jaxson Dart, 2022-Pres.</b>	<b>4</b>
8. Romaro Miller, 1997-2000	3
Stewart Patridge, 1996-97	3
Archie Manning, 1968-70	3

#### TOTAL OFFENSE

Player, Years	No.
8. Jordan Ta'amu, 2017-18	6,107
9. Archie Manning, 1968-70	5,576
10. Jevan Snead, 2008-09	5,555
<b>11. Jaxson Dart, 2022-Pres.</b>	<b>5,342</b>
12. Mark Young, 1985-88	5,031



**UNDER KIFFIN**

<b>Category</b> . . . . .	<b>Career</b>
Record . . . . .	27-14
SEC . . . . .	15-12
vs. SEC West . . . . .	8-11
vs. SEC East . . . . .	7-1
Non-Conference . . . . .	12-2
Home . . . . .	17-5
Away . . . . .	8-7
Neutral . . . . .	2-2
Day Games . . . . .	16-8
Night Games (6 p.m. start or later) . . . . .	11-6
vs. Top 25 teams . . . . .	6-7
TV games . . . . .	27-14
on SEC Network . . . . .	12-4
on SEC Network Alternate . . . . .	0-0
on ESPN . . . . .	7-6
on ESPN2 . . . . .	2-0
on ESPNU . . . . .	0-0
on ESPN+/SECN+ . . . . .	3-0
on ABC . . . . .	2-0
on CBS . . . . .	1-4
When scoring first . . . . .	23-5
When opponents score first . . . . .	4-9
When leading at halftime . . . . .	23-4
When trailing at halftime . . . . .	4-8
When tied at halftime . . . . .	0-2
When leading after third quarter . . . . .	23-1
When trailing after third quarter . . . . .	3-10
When tied after third quarter . . . . .	1-3
In overtime games . . . . .	1-0
When scoring less than 20 points . . . . .	0-2
When scoring 20+ points . . . . .	27-12
When scoring 30+ points . . . . .	22-3
When allowing less than 20 points . . . . .	10-0
When allowing 20+ points . . . . .	17-14
When allowing 30+ points . . . . .	5-11
When rushing for <100 yards . . . . .	1-3
When rushing for 100+ yards . . . . .	26-11
When rushing for 200+ yards . . . . .	20-5
When passing for 200+ yards . . . . .	23-12
When passing for 250+ yards . . . . .	17-7
When passing for 300+ yards . . . . .	12-4
When totaling <300 yds total offense . . . . .	0-1
When gaining 300+ yds total offense . . . . .	26-13
When allowing <100 yds rushing . . . . .	5-1
When allowing 100+ yds rushing . . . . .	21-13
When allowing 200+ yds rushing . . . . .	9-8
When allowing <200 yds passing . . . . .	7-3
When allowing 200+ yards passing . . . . .	19-11
When allowing 250+ yards passing . . . . .	10-4
When allowing 300+ yards passing . . . . .	7-3
When allowing <300 yds total offense . . . . .	3-0
When allowing 300+ yds total offense . . . . .	24-14
When having a 100-yard rusher . . . . .	15-6
When opp. has a 100-yard rusher . . . . .	11-8
When having no turnovers . . . . .	10-1
When having less than 3 turnovers . . . . .	24-10
When having 3 or more turnovers . . . . .	1-4
When having no takeaways . . . . .	5-3
When having <3 takeaways . . . . .	19-11
When having 3 or more takeaways . . . . .	5-2
When having more than 30:00 TOP . . . . .	8-4
When having less than 30:00 TOP . . . . .	19-10

**OLE MISS ACTIVE CAREER LEADERS**

<b>MOST GAMES PLAYED (at Ole Miss)</b>			
Ashanti Cistrunk	53		
Jeremy James	43		
Deantre Prince	43		
Reece McIntyre	40		
Caleb Warren	40		
Cedric Johnson	39		
<b>CONSECUTIVE GAMES PLAYED (at Ole Miss)</b>			
Ashanti Cistrunk	53		
Jeremy James	41		
Reece McIntyre	31		
Deantre Prince	31		
Trey Washington	31		
Eli Acker	26		
<b>MOST STARTS (at Ole Miss)</b>			
Jeremy James	41		
Caleb Warren	36		
Deantre Prince	28		
Cedric Johnson	23		
Jaxson Dart	17		
Jordan Watkins	15		
<b>CONSECUTIVE STARTS (at Ole Miss)</b>			
Jeremy James	41		
Deantre Prince	20		
Jaxson Dart	16		
Micah Pettus	14		
<b>PASSING YARDS (at Ole Miss)</b>			
Jaxson Dart	317-of-504	4,459 yards	
<b>RUSHING YARDS (at Ole Miss)</b>			
Quinshon Judkins	364 attempts	1,945 yards	
Jaxson Dart	179 attempts	883 yards	
<b>RECEIVING YARDS (at Ole Miss)</b>			
Jordan Watkins	69 catches	899 yards	
Dayton Wade	50 catches	676 yards	
<b>TOUCHDOWNS (at Ole Miss)</b>			
Jaxson Dart	36	31 pass/5 rush	
Quinshon Judkins	23	21 rush/2 rec.	
<b>SACKS (at Ole Miss)</b>			
Cedric Johnson	14.5		
<b>INTERCEPTIONS (at Ole Miss)</b>			
Deantre Prince	6		

**2023 GAME CAPTAINS**

MERCER: Bentley IV, Watkins, Washington
TULANE: Curne, T. Harris, C. Johnson
GA TECH: Ivey, Wade, Washington
BAMA: T. Harris, C. Johnson, Prieskorn, Washington
LSU: C. Johnson, Judkins, Watkins
ARKANSAS:
AUBURN:
VANDY:
TEXAS A&M:
GEORGIA:
ULM:
MSU:

**2023 COIN TOSSES**

	<u>Coin Toss</u>	<u>Game Result</u>
MERCER:	Lost	W, 73-7
TULANE:	Lost	W, 37-20
GA TECH:	Won	W, 48-23
BAMA:	Lost	L, 10-24
LSU:	Lost	W, 55-49
ARKANSAS:		
AUBURN:		
VANDY:		
TEXAS A&M:		
GEORGIA:		
ULM:		
MSU:		

**HOTTY TODDY**

The popular Ole Miss cheer goes like this:

*Are You Ready?  
Hell Yeah! Damn Right!  
Hotty Toddy, Gosh Almighty,  
Who The Hell Are We? Hey!  
Flim Flam, Bim Bam  
Ole Miss By Damn!*

**CAREER STARTS BY POSITION (AT OLE MISS)**

<b>OFFENSE</b>	<b>TE</b>	<b>RG</b>	<b>NT</b>	<b>S</b>
	Heath (2)	James (24)	Wynn Jr. (3)	I. Young (9)
	Prieskorn (1)	Acker (8)	Gordon (1)	Tennison (8)
<b>QB</b>		Warren (2)		Washington (8)
Dart (17)	<b>LT</b>	Melton (2)	<b>DT</b>	Saunders Jr. (4)
	J. Williams (13)		Pegues (2)	Anthony (1)
	Curne (5)	<b>RT</b>	Z. Harris (1)	
<b>RB</b>		James (17)	Ivey (1)	<b>CB</b>
Judkins (11)	<b>LG</b>	Pettus (14)		Prince (28)
	Warren (17)	<b>DEFENSE</b>	<b>LB</b>	Walton (5)
	McGee (5)		Coleman (8)	
	Melton (2)	<b>DE</b>	Jean-Baptiste (5)	<b>DB</b>
	McIntyre (2)	C. Johnson (21)	Cistrunk (2)	Anthony (2)
		Ivey (10)	C. Johnson (2)	Saunders (1)
	<b>C</b>	Ukwu (2)	Ukwu (2)	
	Warren (17)	Pegues (3)	Montgomery (1)	
	Acker (1)	Ukwu (1)	Perkins (1)	

### CFB PLAYOFF RANKINGS

DEBUTS EARLY NOVEMBER

### ASSOCIATED PRESS POLL

Week 6 • Oct. 1

Rank	Team	Record	Points
<b>1</b>	<b>Georgia (35)</b>	<b>5-0</b>	<b>1501</b>
2	Michigan (12)	5-0	1436
3	Texas (10)	5-0	1426
4	Ohio State (1)	4-0	1357
5	Florida State (4)	4-0	1336
6	Penn State	5-0	1227
7	Washington	5-0	1213
8	Oregon	5-0	1113
9	USC	5-0	1077
10	Notre Dame	5-1	975
<b>11</b>	<b>Alabama</b>	<b>4-1</b>	<b>921</b>
12	Oklahoma	5-0	840
13	Washington State	4-0	765
14	North Carolina	4-0	726
15	Oregon State	4-1	633
<b>16</b>	<b>Ole Miss</b>	<b>4-1</b>	<b>616</b>
17	Miami	4-0	589
18	Utah	4-1	454
19	Duke	4-1	384
<b>20</b>	<b>Kentucky</b>	<b>5-0</b>	<b>344</b>
<b>21</b>	<b>Missouri</b>	<b>5-0</b>	<b>329</b>
<b>22</b>	<b>Tennessee</b>	<b>4-1</b>	<b>306</b>
<b>23</b>	<b>LSU</b>	<b>3-2</b>	<b>149</b>
24	Fresno State	5-0	130
25	Louisville	5-0	90

Others receiving votes: Maryland 81, Kansas State 44, **Texas A&M 31**, UCLA 19, Tulane 8, Air Force 7, Wisconsin 6, West Virginia 5, Clemson 5, Kansas 3, James Madison 3, Colorado 1

### COACHES POLL

Week 6 • Oct. 1

Rank	Team	Record	Points
<b>1</b>	<b>Georgia (59)</b>	<b>5-0</b>	<b>1589</b>
2	Michigan (1)	5-0	1503
3	Ohio State (2)	4-0	1405
4	Texas (1)	5-0	1381
5	Florida State	4-0	1374
6	Penn State	5-0	1241
7	USC	5-0	1227
8	Washington (1)	5-0	1199
9	Oregon	5-0	1118
<b>10</b>	<b>Alabama</b>	<b>4-1</b>	<b>996</b>
11	Notre Dame	5-1	925
12	Oklahoma	5-0	888
13	North Carolina	4-0	795
14	Washington State	4-0	711
<b>15</b>	<b>Ole Miss</b>	<b>4-1</b>	<b>617</b>
16	Oregon State	4-1	606
17	Miami	4-0	566
<b>18</b>	<b>Tennessee</b>	<b>4-1</b>	<b>490</b>
19	Utah	4-1	428
<b>20</b>	<b>Kentucky</b>	<b>5-0</b>	<b>356</b>
21	Duke	4-1	319
<b>22</b>	<b>Missouri</b>	<b>5-0</b>	<b>283</b>
<b>23</b>	<b>LSU</b>	<b>3-2</b>	<b>169</b>
24	Fresno State	5-0	144
25	Louisville	5-0	99

Others receiving votes: Maryland 81, Kansas State 73, **Texas A&M 59**, Air Force 32, UCLA 29, Clemson 18, Iowa 17, Wyoming 12, Kansas 11, Tulane 10, James Madison 8, West Virginia 6, BYU 5, Marshall 3, Wisconsin 3, Ohio 2, Memphis 1, **Florida 1**

### 2023 HONORS

#### DAIJAHN ANTHONY, S

- Reese's Senior Bowl Watch List

#### ULYSSES BENTLEY IV, RB

- Earl Campbell Tyler Rose Award Watch List
- Reese's Senior Bowl Watch List

#### KHARI COLEMAN, LB

- Butkus Award Watch List
- Preseason All-SEC Fourth Team (Phil Steele)
- Reese's Senior Bowl Watch List

#### JAXSON DART, QB

- CFP National Performer of the Week (Oct. 1)
- Johnny Unitas Golden Arm Award Watch List

#### CADEN DAVIS, K

- SEC Special Teams Player of the Week (Sept. 11)

#### ZAKHARI FRANKLIN, WR

- Biletnikoff Award Watch List
- Earl Campbell Tyler Rose Award Watch List
- Preseason All-SEC Fourth Team (Phil Steele)
- Reese's Senior Bowl Watch List

#### DESHAWN GADDIE JR., CB

- Reese's Senior Bowl Watch List

#### TRE HARRIS, WR

- Biletnikoff Award Watch List
- Reese's Senior Bowl Watch List

#### JARED IVEY, DE

- Preseason All-SEC Third Team (SEC Coaches)
- Reese's Senior Bowl Watch List

#### JEREMY JAMES, OL

- Preseason All-SEC Third First Team (Lindy's)
- Preseason All-SEC Third Team (Athlon, SEC Coaches)
- Reese's Senior Bowl Watch List

#### JEREMIAH JEAN-BAPTISTE, LB

- Reese's Senior Bowl Watch List

#### CEDRIC JOHNSON, DE

- Chucky Mullins Courage Award
- Bednarik Award Watch List
- Preseason All-SEC First Team (Phil Steele)
- Preseason All-SEC Third Team (Athlon, Lindy's)
- Reese's Senior Bowl Watch List

#### QUINSHON JUDKINS, RB

- Maxwell Award Watch List
- Walter Camp Award Watch List
- Doak Walker Award Watch List
- Consensus Preseason All-America First Team
- ESPN Preseason All-America
- ESPN Top-100 College Football Players (No. 22)
- Preseason All-SEC First Team (Athlon, Lindy's, Phil Steele, SEC Coaches, SEC Media)

#### JALEN KNOX, WR

- Reese's Senior Bowl Watch List

#### MONTY MONTGOMERY, LB

- Reese's Senior Bowl Watch List

#### JJ PEGUES, DT

- Wuerffel Trophy Watch List
- Allstate AFCA Good Works Team Nominee
- Reese's Senior Bowl Watch List

#### SUNTARINE PERKINS, LB

- Shaun Alexander Freshman of the Year Watch List

#### MICAH PETTUS, OL

- Outland Trophy Watch List
- Preseason All-America Fourth Team (Phil Steele)
- Preseason All-SEC Fourth Team (Phil Steele)
- Preseason All-SEC Third Team (Coaches)
- Preseason All-SEC Fourth Team (Athlon)

#### CADEN PRIESKORN, TE

- Mackey Award Watch List
- Preseason All-SEC Third Team (Phil Steele, Coaches)
- Reese's Senior Bowl Watch List

#### DEANTRE PRINCE, CB

- Preseason All-SEC Fourth Team (Athlon)
- Reese's Senior Bowl Watch List

#### JOHN SAUNDERS JR., S

- Reese's Senior Bowl Watch List

#### ISAAC UKWU, DE

- Reese's Senior Bowl Watch List

#### ZAMARI WALTON, CB

- Reese's Senior Bowl Watch List

#### CALEB WARREN, OL

- Preseason All-SEC Third Team (Lindy's)
- Reese's Senior Bowl Watch List

#### TREY WASHINGTON, S

- SEC Defensive Player of the Week (Sept. 18)

#### JORDAN WATKINS, WR

- SEC Co-Special Teams Player of the Week (Sept. 4)
- Reese's Senior Bowl Watch List

#### AYDEN WILLIAMS, WR

- Shaun Alexander Freshman of the Year Watch List
- On3 Preseason Freshman All-America

#### ISHEEM YOUNG, S

- Preseason All-SEC Third Team (Lindy's)

**HEAD COACH LANE KIFFIN**

Lane Kiffin heads into his fourth season at the helm of the Ole Miss football program after leading the Rebels to three straight bowl appearances in his first few years in Oxford.

The Rebels once again ranked amongst the top of the nation in multiple offensive statistics in 2022. Ole Miss was No. 3 nationally in rushing offense (256.6) and No. 8 in total offense (496.4). Kiffin helped mentor and recruit talented true freshman running back Quinshon Judkins. Judkins set the Ole Miss single-season record in both rushing yards (1,567) and rushing touchdowns (16)

Kiffin guided the Rebels to a 10-3 record in 2021, the first 10-win regular season in school history. That included a perfect 7-0 mark at Vaught-Hemingway Stadium, part of an ongoing nine-game home win streak for Kiffin's teams.

The Rebels finished the season ranked No. 11 in both the AP and AFCA Coaches Poll; its highest final ranking since 2016.

Kiffin's second year at Ole Miss was once again highlighted by one of college football's most exciting offenses. For the second straight season, the Rebels led the SEC in total offense (492.5 ypg). Ole Miss has eclipsed 600 yards of total offense seven times under Kiffin after hitting that mark just 16 times in the program's history before his arrival.

The Rebel defense ranked as one of the top-five most-improved units in the FBS, allowing 13.6 fewer points per game this season compared to 2020.

Kiffin quickly turned the Rebels into an offensive machine in 2020, leading the program to an Outback Bowl win over No. 7 Indiana and a 5-5 record against an all-SEC schedule. Ole Miss ranked top 20 in the FBS in nine different offensive categories, including having the No. 3 team in the country in total offense, shattering the school record with 555.5 yards per game. The Rebels broke the SEC record for total offense in conference games (562.4 ypg), besting LSU's mark of 550.0 yards per game set during the Tigers' run to a national title in 2019.

The offensive explosion by the Rebels came as no surprise, as Kiffin has shown a propensity in helping turn programs around. In his first season at FAU, USC and Tennessee, Kiffin's team improved in win differential (+3.33), scoring (+10.2), passing (+34.5 ypg) and rushing (+51.3 ypg).

In December 2016, Kiffin took over an FAU program that had won a total of nine combined games over the previous three seasons. Kiffin proceeded to take the Owls to new heights over the last three years, including two conference titles and two 10-win seasons.

Kiffin led the Owls to a 10-3 record in 2019, including a 49-6 win over UAB in the Conference USA Championship Game. The Owls led the nation in interceptions (19) and turnovers gained (29). FAU also led C-USA in scoring offense (34.1), red zone offense (0.911), fumbles lost (3) and turnover margin (1.58).

In his first season in Boca Raton, Kiffin started 1-3 but reeled off a program-high 10 consecutive wins to finish the 2017 campaign at 11-3. The Owls' 11 victories were two more than the previous three seasons combined and earned the program votes in national polls. The seven-game improvement tied for the fifth-best turnaround in FBS history.

The Owls captured their second conference title in program history, the first since joining C-USA and first since 2007. FAU remained a perfect 3-0 in bowl play by defeating Akron in the Boca Raton Bowl, 50-3. Statistically, the Owls finished in the top-25 in 16 team categories, including: No. 2 in passes intercepted, No. 5 in first-down offense, No. 6 in rushing offense, No. 8 in kickoff return defense, red zone offense and turnovers lost, and No. 9 in total offense and turnover margin (by comparison, FAU was No. 72 the previous season in total offense and No. 99 in turnovers gained).

Kiffin joined the FAU Owls after three seasons at the University of Alabama, where he served as the Tide's offensive coordinator and quarterbacks coach. He was a finalist for the Frank Broyles Award in 2014, which goes to the country's best assistant coach.

His final season with the Tide, Kiffin mentored Jalen Hurts, the first freshman to start at quarterback in head coach Nick Saban's career. Hurts finished 13-1 as the starting QB and guided Alabama to an SEC title and to the National Championship game. Hurts was a Freshman All-American, the SEC Offensive Player of the Year and the SEC Freshman of the Year.

In 2015, Kiffin oversaw the development of quarterback Jake Coker, who finished his career 14-0 as a starter at Alabama and led the nation in completion percentage over the final 10 games of the season at 72.2 percent. Coker threw for 3,110 yards with 21 touchdowns, which ranks as the second-most passing yards in school history. On the ground, Kiffin fed Heisman Trophy running back Derrick Henry the ball a school-and SEC-record 395 times for a record 2,219 yards and 23 touchdowns.

One of Kiffin's first responsibilities at Alabama was identifying a starting quarterback and then developing Blake Sims in 2014. With three-year starter and All-American AJ McCarron off to the NFL, Kiffin oversaw Sims' rise to the top of the Alabama depth chart en route to a school-record 3,487 passing yards while completing 64.5 percent of his passes. Sims was selected second-team All-SEC, named to the Senior Bowl, tabbed as a finalist for the Manning Award and a semifinalist for the Davey O'Brien Award.

He spent the previous three-plus seasons as the head coach at Southern California, where he compiled a record of 28-15. Kiffin's 2012 USC squad went 7-6 overall and 5-4 in the Pac-12 South, good for second place. Wide receiver Marquise Lee was a unanimous first team All-American and won the Biletnikoff Award while also being named the Pac-12 Offensive Player of the Year.

Prior to his tenure at Southern California, Kiffin served as the head coach at Tennessee in 2009. He led the Volunteers to a second-place finish in the SEC East and an appearance in the Chick-fil-A Bowl. The Volunteers' offense jumped at least 34 places in every national statistical category over the 2008 figures.

Prior to his first head coaching job, Kiffin spent six years as an assistant coach for Pete Carroll at Southern California, including two years as the offensive coordinator (2005-06). Kiffin was promoted to passing game coordinator in 2004 and helped Matt Leinart win the Heisman Trophy as he passed for 3,322 yards with 33 touchdowns and just six interceptions.

Kiffin graduated from Fresno State in 1998 after playing quarterback for three seasons (1994-96) for the Bulldogs. He began his coaching career as a student assistant at Fresno State under Pat Hill in 1997 and 1998.

Kiffin attended Bloomington Jefferson High in Bloomington, Minnesota, where he played football, basketball and baseball. He has two daughters, Landry and Presley, and one son, Knox.

**THE KIFFIN FILE**

**PERSONAL INFORMATION**

**BORN:** May 9, 1975  
**EDUCATION:** Fresno State (1998)  
**FAMILY:** Landry and Presley (daughters); Knox (son)

**COACHING EXPERIENCE**

Ole Miss (Head Coach, 2020-Pres.)  
 FAU (Head Coach, 2017-19)  
 Alabama (Off. Coordinator/QBs, 2014-16)  
 USC (Head Coach, 2010-13)  
 Tennessee (Head Coach, 2009)  
 Oakland Raiders (Head Coach, 2007-08)  
 USC (Passing Game & Off. Coordinator, 2005-06)  
 USC (Wide Receivers, 2002-04)  
 USC (Tight Ends, 2001)  
 Jacksonville Jaguars (Off. Quality Control, 2000)  
 Colorado State (Graduate Assistant, 1999)  
 Fresno State (Student Assistant, 1997-98)

**COLLEGIATE HEAD COACHING RECORD**

Year	School/Team	Record	Finish
2009	Tennessee	7-6	T-2nd SEC East
2010	USC	8-5	T-3rd Pac-10
2011	USC	10-2	1st Pac-12 South
2012	USC	7-6	T-2nd Pac-12 South
2013	USC	3-2	--
2017	FAU	11-3	1st C-USA East
2018	FAU	5-7	5th C-USA East
2019	FAU	10-3	1st C-USA East
2020	Ole Miss	5-5	5th SEC West
2021	Ole Miss	10-3	2nd SEC West
2022	Ole Miss	8-5	4th SEC West
2023	Ole Miss	4-1	--
<b>Totals (12th season)</b>		<b>88-48 (.647)</b>	



<b>John David Baker</b> Co-Offensive Coord./ Tight Ends	<b>John Garrison</b> Offensive Line	<b>Pete Golding</b> Defensive Coord./ Linebackers	<b>Keynodo Hudson</b> Cornerbacks	<b>Randall Joyner</b> Defensive Line	<b>Wes Neighbors III</b> Safeties	<b>Derrick Nix</b> Associate Head Coach/ Wide Receivers	<b>Jake Schoonover</b> Special Teams Coordinator	<b>Kevin Smith</b> Running Backs	<b>Charlie Weis Jr.</b> Co-Offensive Coord./ Quarterbacks



### ALPHABETICAL

No.	Name	Pos.
73	Eli Acker	OL
37	Austin Acton	RB
20	Joshua Aka	WR
42	Jason Albritton	RB
3	Dajahn Anthony	S
41	John Ross Ashley	CB
14	Deljay Bailey	QB
34	Tyler Banks	LB
24	Ulysses Bentley IV	RB
28	Lex Boucvait	WR
52	Christian Britt	DE
37	AJ Brown	CB
12	Bralon Brown	WR
96	Jamarius Brown	DT
23	Drew Burnett	WR
92	Chamberlain Campbell	DE
28	Jadon Canady	S
36	Ashanti Cistrunk	LB
23	Khari Coleman	LB
80	Jayvontay Conner	TE
43	Caden Costa	K
46	Harrison Craig	S
29	Nick Cull	S
79	Victor Curne	OL
55	Preston Cushman	OL
43	Jack Damron	LB
2	Jaxson Dart	QB
41	Caden Davis	K
42	Dylan Davis	S
84	Qua Davis	WR
21	Daniel Demery	S
98	Jaden Dicks	DE
85	Jeremiah Dillon	WR
77	Cam East	OL
72	Ethan Fields	OL
5	Zakhari Franklin	WR
44	Nyseer Fullwood-Theodore	CB
9	DeShawn Gaddie Jr.	CB
97	Jamond Gordon	DT
32	Chris Graves	CB
8	Jamious Griffin	RB
65	Alec Grijalva	OL
26	Taylor Groves	S
0	Joshua Harris	DT
9	Tre Harris	WR
50	Tres Harris III	LB
51	Zxavian Harris	DT
88	Kyirin Heath	TE
46	Salathiel Hemphill	TE
15	JJ Henry	WR
61	Lane Hewett	OL
47	Deelay Holmes Jr.	DE
7	Walker Howard	QB
15	Jared Ivey	DE
78	Jeremy James	OL
11	Jeremiah Jean-Baptiste	LB
40	Zach Johansen	S
33	Antione Johnson	S
2	Cedric Johnson	DE
45	Jackson Jones	CB
40	Matt Jones	RB
4	Quinshon Judkins	RB
31	Torian Kelly	CB
27	Jalen Knox	WR
49	Jared Lawrence	LS
83	Cayden Lee	WR
39	Skiealar Mann	LB
12	Fraser Masin	P
30	Fred McAfee	RB
67	Quincy McGee	OL
56	Reece McIntyre	OL
76	Cedric Melton	OL
68	Jack Mills	OL
8	Monty Montgomery	LB

### NUMERICAL

No.	Name	Pos.	Ht.	Wt.	Yr.	Hometown/Previous School (s)
0	Joshua Harris	DT	6-4	325	SR*-TR	Roxboro, N.C./Person/NC State
1	Ayden Williams	WR	6-3	190	FR-HS	Ridgeland, Miss./Ridgeland
2	Isheem Young	S	5-10	215	SR*-1L	Philadelphia, Pa./Imhotep/Iowa State
1	Jaxson Dart	QB	6-2	220	JR-1L	Kaysville, Utah/Corner Canyon/USC
2	Cedric Johnson	DE	6-3	265	SR*-3L	Mobile, Ala./Davidson
3	Dajahn Anthony	S	6-0	205	SR-TR	Richmond, Va./Henrico/Shepherd/Liberty
3	Spencer Sanders	QB	6-1	210	SR-TR	Denton, Texas/Ryan/Oklahoma State
4	Quinshon Judkins	RB	5-11	210	SO-1L	Pike Road, Ala./Pike Road
4	Suntarine Perkins	LB	6-3	205	FR-HS	Raleigh, Miss./Raleigh
5	Zakhari Franklin	WR	6-1	185	SR-TR	Cedar Hill, Texas/Cedar Hill/UTSA
5	John Saunders Jr.	S	6-2	200	SR*-TR	High Point, N.C./High Point Christian/Miami (Ohio)
6	Zamari Walton	CB	6-3	185	SR-TR	Melbourne, Fla./Melbourne Central Catholic/Georgia Tech
7	Walker Howard	QB	6-1	195	FR-TR	Lafayette, La./St. Thomas More Catholic/LSU
7	Deantre Prince	CB	6-0	185	SR-3L	Charleston, Miss./Charleston/Northeast Mississippi CC
8	Jamious Griffin	RB	5-9	210	SR*-TR	Rome, Ga./Rome/Georgia Tech/Oregon State
8	Monty Montgomery	LB	5-10	225	SR-TR	Norcross, Ga./Norcross/Tulane/Hutchinson CC/Louisville
9	DeShawn Gaddie Jr.	CB	6-1	190	SR-TR	Indianapolis, Ind./Lamar/North Texas
9	Tre Harris	WR	6-2	205	SR*-TR	Lafayette, La./Comeaux/Louisiana Tech
11	Jeremiah Jean-Baptiste	LB	6-2	230	SR-TR	Florida City, Fla./South Dade/UCF
11	Jordan Watkins	WR	5-11	190	SR*-1L	Louisville, Ky./Butler/Louisville
12	Bralon Brown	WR	6-2	195	SO-2L	Miramar, Fla./St. Thomas Aquinas
12	Fraser Masin	P	6-5	235	SR*-1L	Brisbane, Australia/St. Joseph's Nudgee College
13	Austin Simmons	QB	6-2	200	FR-HS	Pinecrest, Fla./Pahokee
13	Ladarius Tennison	S	5-9	200	JR-1L	Rockledge, Fla./Rockledge/Auburn
14	Deljay Bailey	QB	6-1	200	FR-HS	Petal, Miss./Petal
14	Demarko Williams	S	5-10	175	SO-1L	Atlanta, Ga./Westlake
15	JJ Henry	WR	5-9	170	SO-2L	McKinney, Texas/McKinney North
15	Jared Ivey	DE	6-5	265	SR*-1L	Suwanee, Ga./North Gwinnett/Georgia Tech
16	Braden Waterman	QB	6-4	205	FR-RS	Bakersfield, Calif./Bakersfield
16	Teja Young	S	5-11	195	SR-TR	West Palm Beach, Fla./Palm Beach Lakes/FAU
17	Richard O'Bryant	CB	5-9	180	SO-1L	Brandon, Miss./Brandon
17	Davin Wydner	QB	6-5	220	FR-RS	Cocoa, Fla./Cocoa
19	Dayton Wade	WR	5-9	175	SR*-1L	Atlanta, Ga./Lovejoy/Western Kentucky
20	Joshua Aka	WR	5-10	185	SR*-TR	Starkville, Miss./Starkville/East Mississippi CC
21	Daniel Demery	S	6-0	195	FR-HS	Flower Mound, Texas/Parish Episcopal
21	Kedrick Reescano	RB	6-0	210	FR-HS	New Caney, Texas/New Caney
22	Jarell Stinson	CB	5-9	170	SO-1L	Opelika, Ala./Opelika
23	Drew Burnett	WR	6-1	190	FR-RS	Memphis, Tenn./Memphis University School
23	Khari Coleman	LB	6-2	220	SR*-1L	New Orleans, La./G.W. Carver/TJU
24	Ulysses Bentley IV	RB	5-11	200	SR*-1L	Houston, Texas/C.E. King/SMU
25	Trey Washington	S	5-11	205	JR-2L	Trussville, Ala./Hewitt-Trussville
26	Taylor Groves	S	6-2	195	FR-RS	Cross Plains, Tenn./East Robertson
27	Jalen Knox	WR	6-0	205	SR-1L	Arlington, Texas/Mansfield Timberview/Missouri
28	Lex Boucvait	WR	5-7	155	JR-1L	Austin, Texas/Grapevine Faith/Nicholls State
28	Jadon Canady	S	5-11	180	JR-TR	Jacksonville, Fla./Sandalwood/Tulane
29	Nick Cull	S	5-11	175	FR-RS	Donalsonville, Ga./Seminole County
29	Rayf Vinson	WR	6-0	195	SO-SQ	Madison, Miss./Madison-Ridgeland Academy
30	Fred McAfee	RB	5-8	200	SO-SQ	Madison, Miss./Germantown
30	Trip White	LB	6-4	205	FR-RS	Little Rock, Ark./Parkview
31	Torian Kelly	CB	6-0	180	SO-HS	Ocean Springs, Miss./Ocean Springs
31	Calvin Wilson	WR	6-1	195	SO-SQ	Thompson's Station, Tenn./Independence
32	Chris Graves	CB	6-1	175	FR-TR	Fort Myers, Fla./Bishop Verot/Miami
33	Antione Johnson	S	6-0	205	SR*-TR	Louisville, Ky./Desales/Thomas More
33	Mac Owen	WR	6-1	175	FR-RS	Tunica, Miss./Memphis University School
34	Tyler Banks	LB	6-3	235	SO-1L	Blackstone, Va./Nottoway
36	Ashanti Cistrunk	LB	6-1	230	SR-4L	Louisville, Miss./Louisville
37	Austin Acton	RB	6-1	200	FR-HS	Meridian, Miss./Lamar School
37	AJ Brown	CB	6-1	195	FR-HS	Cordele, Ga./Crisp County
39	Skiealar Mann	LB	6-3	215	FR-HS	Fort Valley, Ga./Peach County
39	Joshua Pfeifer	WR	6-1	175	SO-SQ	Nashville, Tenn./Father Ryan
40	Zach Johansen	S	6-1	190	FR-RS	Suwanee, Ga./North Gwinnett
40	Matt Jones	RB	5-7	180	SO-1L	Jackson, Miss./Jackson Prep
41	John Ross Ashley	CB	6-0	180	FR-HS	Vestavia Hills, Ala./Vestavia Hills
41	Caden Davis	K	6-3	200	SR*-TR	Coppell, Texas/Coppell/Texas A&M
42	Jason Albritton	RB	5-10	220	SO-TR	Lithia, Fla./Newsome/USF
42	Dylan Davis	S	6-1	185	FR-HS	Frisco, Texas/Parish Episcopal
43	Caden Costa	K	6-0	200	JR-1L	Mandeville, La./Mandeville
43	Jack Damron	LB	6-0	210	FR-HS	Buford, Ga./Buford
44	Nyseer Fullwood-Theodore	CB	6-3	205	FR-HS	Atlanta, Ga./IMG Academy
44	Ali Scott	RB	6-0	215	JR-TR	Powder Springs, Ga./McEachern/Grandview
45	Jackson Jones	CB	6-0	150	FR-TR	Buffalo, N.Y./Grand Island/Stony Brook
46	Harrison Craig	S	6-1	180	FR-RS	Collierville, Tenn./Collierville
46	Salathiel Hemphill	TE	6-3	245	JR-RS	Winona, Miss./Grenada/Jones College
47	Deelay Holmes Jr.	DE	6-3	230	FR-HS	Pahokee, Fla./Pahokee
47	Wyatt Smalley	TE	6-3	210	FR-HS	Milton, Ga./Milton

No.	Name	Pos.	Ht.	Wt.	Yr.	Hometown/Previous School(s)
48	Charlie Pollock	P	6-1	230	SO-SQ	Marietta, Ga./Walton/Nevada
48	Mark Trigg Jr.	LB	6-3	200	FR-HS	Roswell, Ga./Roswell
49	Jared Lawrence	LS	5-10	200	JR-2L	Lebanon, Tenn./Wilson Central
49	Daniel Newman	S	5-9	195	JR-SQ	Tallahassee, Fla./Lincoln
50	Tres Harris III	LB	6-2	225	FR-HS	Frisco, Texas/Legacy Christian Academy
51	Zxavian Harris	DT	6-7	335	SO-1L	Canton, Miss./Germantown
52	Christian Britt	DE	6-4	210	FR-HS	Greenville, Miss./Washington
53	Cephas Pettis	DE	5-11	245	FR-TR	Crewe, Va./Nottoway/James Madison
54	Caleb Warren	OL	6-5	310	SR*-4L	Louisville, Miss./Nanih Waiya
55	Preston Cushman	OL	6-5	280	FR-RS	St. Petersburg, Fla./Calvary Christian
56	Reece McIntyre	OL	6-5	305	SR*-4L	Buford, Ga./Buford
57	Micah Pettus	OL	6-7	360	SO-1L	Madison, Ala./James Clemens
58	Demarcus Smith	DT	6-3	295	SO-SQ	Birmingham, Ala./A.H. Parker
59	Mana Taimani	OL	6-5	305	JR-TR	Antioch, Calif./Clayton Valley Charter/Diablo Valley College
61	Lane Hewett	OL	6-2	280	FR-HS	Ocean Springs, Miss./St. Martin
62	Brycen Sanders	OL	6-6	295	FR-HS	Chattanooga, Tenn./Baylor School
64	Ethan Morris	OL	6-2	265	FR-HS	Columbia, Miss./Columbia
65	Alec Grijalva	OL	6-4	280	FR-RS	Leesburg, Va./Heritage
66	Cedrick Nicely	OL	6-5	310	SO-1L	Gainesville, Ga./Gainesville
67	Quincy McGee	OL	6-4	320	SR-TR	Hattiesburg, Miss./Hattiesburg/Mississippi Gulf Coast CC/UAB
68	Jack Mills	OL	6-4	315	JR-TR	Medfield, Mass./Dexter Southfield/Georgetown
71	Jayden Williams	OL	6-5	300	SO-1L	Conway, Ark./Conway
72	Ethan Fields	OL	6-4	330	FR-HS	Geismar, La./Dutchtown
73	Eli Acker	OL	6-5	295	JR-3L	Columbus, Miss./Heritage Academy
76	Cedric Melton	OL	6-5	300	JR-2L	Houston, Texas/Klein Cain
77	Cam East	OL	6-7	280	FR-RS	Marrero, La./St. Augustine
78	Jeremy James	OL	6-5	305	SR*-4L	Cumming, Ga./North Forsyth
79	Victor Curne	OL	6-4	320	SR-TR	Houston, Texas/Second Baptist/Washington
80	Jayvontay Conner	TE	6-4	220	FR-HS	Winston-Salem, N.C./East Forsyth
82	Larry Simmons	WR	6-1	190	FR-RS	Moss Point, Miss./Moss Point
83	Cayden Lee	WR	5-11	175	FR-HS	Kennesaw, Ga./Kennesaw Mountain
84	Qua Davis	WR	5-11	210	SR-2L	Biggersville, Miss./Biggersville/ Itawamba CC
85	Jeremiah Dillon	WR	6-2	175	FR-RS	Tylertown, Miss./Tylertown
86	Caden Prieskorn	TE	6-5	255	SR*-TR	Lake Orion, Mich./Orchard Lake/Fork Union Military/Memphis
87	Hudson Wolfe	TE	6-7	230	SO-1L	Savannah, Tenn./Hardin County
88	Kyirin Heath	TE	6-4	235	SO-1L	Mansfield, Texas/Legacy
89	JJ Pegues	DT	6-2	315	SR*-1L	Oxford, Miss./Oxford/Auburn
90	Stephon Wynn Jr.	DT	6-4	310	SR-TR	Anderson, S.C./IMG Academy/Alabama/Nebraska
91	Myles Saulsberry	DT	6-2	290	FR-TR	Memphis, Tenn./Lausanne Collegiate/UT Martin
92	Chamberlain Campbell	DE	6-7	215	FR-HS	St. Petersburg, Fla./Lakewood
93	Carter Short	LS	5-10	195	SO-1L	Hoover, Ala./Hoover/Alabama
94	Tavion Prather	DT	6-3	245	JR-RS	Oxford, Miss./Lafayette/Northwest Mississippi CC
94	Christian Schanefelt	K	6-0	200	FR-RS	Decatur, Ill./Warrensburg-Latham
95	Akelo Stone	DT	6-2	280	JR-TR	Savannah, Ga./Jenkins/Georgia Tech
96	Jamarious Brown	DT	6-3	285	FR-HS	Moss Point, Miss./Moss Point
97	Jamond Gordon	DT	6-2	290	SR-2L	Meridian, Miss./Meridian/East Mississippi CC
98	Jaden Dicks	DE	6-4	270	SO-SQ	Etobicoke, Ontario/Etobicoke/Guelph
99	DeSanto Rollins	DT	6-3	305	JR-2L	Baton Rouge, La./Parkview Baptist
99	Isaac Ukwu	DE	6-3	260	SR-TR	Upper Marlboro, Md./Wise/James Madison

No.	Name	Pos.
64	Ethan Morris	OL
49	Daniel Newman	S
66	Cedrick Nicely	OL
17	Richard O'Bryant	CB
33	Mac Owen	WR
89	JJ Pegues	DT
4	Suntarine Perkins	LB
53	Cephas Pettis	DE
57	Micah Pettus	OL
39	Joshua Pfeifer	WR
48	Charlie Pollock	P
94	Tavion Prather	DT
86	Caden Prieskorn	TE
7	Deantre Prince	CB
21	Kedrick Reescano	RB
99	DeSanto Rollins	DT
62	Brycen Sanders	OL
3	Spencer Sanders	QB
91	Myles Saulsberry	DT
5	John Saunders Jr.	S
94	Christian Schanefelt	K
44	Ali Scott	RB
93	Carter Short	LS
13	Austin Simmons	QB
82	Larry Simmons	WR
47	Wyatt Smalley	TE
58	Demarcus Smith	DT
22	Jarell Stinson	CB
95	Akelo Stone	DT
59	Mana Taimani	OL
13	Ladarius Tennon	S
48	Mark Trigg Jr.	LB
99	Isaac Ukwu	DE
29	Rayf Vinson	WR
19	Dayton Wade	WR
6	Zamari Walton	CB
54	Caleb Warren	OL
25	Trey Washington	S
16	Braden Waterman	QB
11	Jordan Watkins	WR
30	Trip White	LB
1	Ayden Williams	WR
14	Demarko Williams	S
71	Jayden Williams	OL
31	Calvin Wilson	WR
87	Hudson Wolfe	TE
17	Davin Wydner	QB
90	Stephon Wynn Jr.	DT
1	Isheem Young	S
16	Teja Young	S

**Senior\*** - Has an additional year of eligibility due to the COVID-19 pandemic.

### COACHING STAFF

**HEAD COACH:** Lane Kiffin (Fresno State, 1998)

**RECORD AT OLE MISS AS HEAD COACH (YEARS):** 27-14 (4th)

**CAREER RECORD AS COLLEGE HEAD COACH (YEARS):** 88-48 (12th)

**ASSISTANTS COACHES (ALMA MATER, YEAR/RESPONSIBILITIES/YEARS AT OLE MISS):**

- John David Baker (Abilene Christian, 2014/Co-Offensive Coordinator/Tight Ends/3rd) - Sidelines
- John Garrison (Nebraska, 2003/Offensive Line/1st) - Sidelines
- Pete Golding (Delta State, 2005/Defensive Coordinator/Linebackers/1st) - Sidelines
- Keynodo Hudson (West Virginia Tech, 2004/Cornerbacks/1st) - Sidelines
- Randall Joyner (SMU, 2014/Defensive Line/3rd) - Sidelines
- Wes Neighbors III (Alabama, 2011/Safeties/1st) - Press Box
- Derrick Nix (Southern Miss, 2005/Associate Head Coach/Wide Receivers/16th) - Sidelines
- Jake Schoonover (Missouri Western, 2008/Special Teams Coordinator/1st) - Sidelines
- Kevin Smith (UCF, 2015/Running Backs/3rd) - Sidelines
- Charlie Weis Jr. (Kansas, 2015/Co-Offensive Coordinator/Quarterbacks/2nd) - Press Box

**GRADUATE ASSISTANT COACHES:**

- Heath Dedeaux (Ole Miss, 2020/Offense/2nd)
- Griffin McCarley (West Alabama, 2018/1st)
- Jay Shoop (Tennessee, 2021/1st)
- David Whitlow (Alabama State, 2020/1st)

### PRONUNCIATION GUIDE

Eli ACKER	ACK-er	JJ PEGUES	puh-GEESE
Joshua AKA	ACK-uh	SUNTARINE Perkins	sun-TARE-in
DAIJAHN Anthony	DAY-zhan	CEPHAS Pettis	SEE-fuss
Lex BOUCVALT	BOOK-vault	Joshua PFEIFER	FIE-fuhr
KHARI Coleman	ky-REE	Caden PRIESKORN	PREE-scorn
QUA Davis	rhymes with way	AKELO Stone	uh-KEY-low
ZAKHARI Franklin	zuh-CARR-ee	MANA TAIMANI	MAHN-uh tie-MAHN-ee
KYIRIN Heath	KY-rinn	Isaac UKWU	OOK-woo
Jeremiah JEAN-BAPTISTE	JEEN bap-TEEST	ZAMARI Walton	zuh-MAR-ee
FRASER MASIN	FRAY-zuhr muh-ZINN	STEPHON Wynn Jr.	STEFF-on
KEDRICK REESCANO	keh-DRICK REESE-kuh-no	TEJA Young	TEE-jay

### DEPTH CHART

#### OFFENSE

WR	9	Tre Harris (6-2, 205, SR*-TR, Lafayette, La., Louisiana Tech)
	5	Zakhari Franklin (6-1, 185, SR-TR, Cedar Hill, Texas, UTSA)
	27	Jalen Knox (6-0, 205, SR-1L, Arlington, Texas, Missouri)
WR	19	Dayton Wade (5-9, 175, SR*-1L, Atlanta, Ga., Western Kentucky)
	1	Ayden Williams (6-3, 190, FR-HS, Ridgeland, Miss., Ridgeland)
WR	11	Jordan Watkins (5-11, 190, SR*-1L, Louisville, Ky., Louisville)
	12	Bralon Brown (6-2, 195, SO-2L, Miramar, Fla., St. Thomas Aquinas) <b>-OR-</b>
	83	Cayden Lee (5-11, 175, FR-HS, Kennesaw, Ga., Kennesaw Mountain)
LT	79	Victor Curne (6-4, 320, SR-TR, Houston, Texas, Washington)
	71	Jayden Williams (6-5, 300, SO-1L, Conway, Ark., Conway)
LG	67	Quincy McGee (6-4, 320, SR-TR, Hattiesburg, Miss., UAB)
	73	Eli Acker (6-5, 295, JR-3L, Columbus, Miss., Heritage Academy)
C	54	Caleb Warren (6-5, 310, SR*-4L, Louisville, Miss., Nanih Waiya)
	56	Reese McIntyre (6-5, 305, SR*-4L, Buford, Ga., Buford)
RG	78	Jeremy James (6-5, 305, SR*-4L, Cumming, Ga., North Forsyth)
	55	Preston Cushman (6-5, 280, FR-RS, St. Petersburg, Fla., Calvary Christian)
RT	57	Micah Pettus (6-7, 360, SO-1L, Madison, Ala., James Clemens)
	76	Cedric Melton (6-5, 300, JR-2L, Houston, Texas, Klein Cain)
TE	86	Caden Prieskorn (6-5, 255, SR*-TR, Lake Orion, Mich., Memphis)
	88	Kyirin Heath (6-4, 235, SO-1L, Mansfield, Texas, Legacy)
	87	Hudson Wolfe (6-7, 230, SO-1L, Savannah, Tenn., Hardin County)
QB	2	Jaxson Dart (6-2, 220, JR-1L, Kaysville, Utah, USC)
	3	Spencer Sanders (6-1, 210, SR-TR, Denton, Texas, Okla. St.)
	7	Walker Howard (6-1, 195, FR-TR, Lafayette, La., LSU)
	13	Austin Simmons (6-2, 200, FR-HS, Pinecrest, Fla., Pahokee)
RB	4	Quinshon Judkins (5-11, 210, SO-1L, Pike Road, Ala., Pike Road)
	24	Ulysses Bentley IV (5-11, 200, SR*-1L, Houston, Texas, SMU)
	8	Jam Griffin (5-9, 210, SR*-TR, Rome, Ga., Oregon State) <b>-OR-</b>
	40	Matt Jones (5-7, 180, SO-1L, Jackson, Miss., Jackson Prep)

#### SPECIALISTS

KO	41	Caden Davis (6-3, 200, SR*-TR, Coppell, Texas, Texas A&M)
	43	Caden Costa (6-0, 200, JR-1L, Mandeville, La., Mandeville)
PK	41	Caden Davis (6-3, 200, SR*-TR, Coppell, Texas, Texas A&M)
	43	Caden Costa (6-0, 200, JR-1L, Mandeville, La., Mandeville)
P	12	Fraser Masin (6-5, 235, SR*-1L, Brisbane, Australia, St. Joseph's Nudgee)
	48	Charlie Pollock (6-1, 230, SO-SQ, Marietta, Ga., Nevada)
LS	49	Jared Lawrence (5-10, 200, JR-2L, Lebanon, Tenn., Wilson Central)
	93	Carter Short (5-10, 195, SO-1L, Hoover, Ala., Alabama)
H	48	Charlie Pollock (6-1, 230, SO-SQ, Marietta, Ga., Nevada)
	12	Fraser Masin (6-5, 235, SR*-1L, Brisbane, Australia, St. Joseph's Nudgee)
KR	19	Dayton Wade (5-9, 175, SR*-1L, Atlanta, Ga., Western Kentucky)
	24	Ulysses Bentley IV (5-11, 200, SR*-1L, Houston, Texas, SMU)
PR	11	Jordan Watkins (5-11, 190, SR*-1L, Louisville, Ky., Louisville)
	19	Dayton Wade (5-9, 175, SR*-1L, Atlanta, Ga., Western Kentucky)

#### DEFENSE

DE	89	JJ Pegues (6-2, 315, SR*-1L, Oxford, Miss., Auburn)
	95	Akelo Stone (6-2, 280, JR-TR, Savannah, Ga., Georgia Tech)
NT	90	Stephon Wynn Jr. (6-4, 310, SR-TR, Anderson, S.C., IMG Academy) <b>-OR-</b>
	0	Joshua Harris (6-4, 325, SR*-TR, Roxboro, N.C., NC State) <b>-OR-</b>
	51	Zxavian Harris (6-7, 335, SO-1L, Canton, Miss., Germantown)
DE	15	Jared Ivey (6-5, 265, SR*-1L, Suwanee, Ga., Georgia Tech)
	99	Isaac Ukwu (6-3, 260, SR-TR, Upper Marlboro, Md., James Madison)
	97	Jamond Gordon (6-2, 290, SR-2L, Meridian, Miss., East Miss. CC)
OLB	2	Cedric Johnson (6-3, 265, SR*-3L, Mobile, Ala., Davidson)
	4	Suntarine Perkins (6-3, 205, FR-HS, Raleigh, Miss., Raleigh)
MLB	23	Khari Coleman (6-2, 220, SR*-1L, New Orleans, La., TCU) <b>-OR-</b>
	36	Ashanti Cistrunk (6-1, 230, SR-4L, Louisville, Miss., Louisville)
MLB	11	Jeremiah Jean-Baptiste (6-2, 230, SR-TR, Florida City, Fla., UCF)
	8	Monty Montgomery (5-10, 225, SR-TR, Norcross, Ga., Louisville)
NICKEL	5	John Saunders Jr. (6-2, 200, SR*-TR, High Point, N.C., Miami OH)
	13	Ladarius Tennison (5-9, 200, JR-1L, Rockledge, Fla., Auburn)
SS	3	Daijahn Anthony (6-0, 205, SR-TR, Richmond, Va., Liberty) <b>-OR-</b>
	16	Teja Young (5-11, 195, SR-TR, West Palm Beach, Fla., FAU)
FS	25	Trey Washington (5-11, 205, JR-2L, Trussville, Ala., Hewitt-Trussville) <b>-OR-</b>
	1	Isheem Young (5-10, 215, SR*-1L, Philadelphia, Pa., Iowa State)
CB	6	Zamari Walton (6-3, 185, SR-TR, Melbourne, Fla., Georgia Tech)
	9	DeShawn Gaddie Jr. (6-1, 190, SR-TR, Indianapolis, Ind., N. Texas)
CB	7	Deantre Prince (6-0, 185, SR-3L, Charleston, Miss., NE Miss. CC)
	14	Demarko Williams (5-10, 175, SO-1L, Atlanta, Ga., Westlake)

**Senior\*** - Has an additional year of eligibility due to the COVID-19 pandemic.



THE LAST TIME

THE LAST TIME OLE MISS HAD ...

30 or more first downs	LSU, 2023 (32)
500 yards rushing	Auburn, 1951 (515)
400 yards rushing	Arkansas, 2022 (463)
300 yards rushing	LSU, 2023 (317)
200 yards rushing	LSU, 2023 (317)
500 yards passing	Mercer, 2023 (524)
400 yards passing	Mercer, 2023 (524)
300 yards passing	LSU, 2023 (389)
600 yards total offense	LSU, 2023 (706)
500 yards total offense	LSU, 2023 (706)
90 plays total offense	Texas A&M, 2021 (93)
Four passes intercepted	LSU, 2020 (5)
Four pass interceptions	Boise State, 2014 (4)
10 sacks	Mississippi State, 2008 (11)
10 penalties	LSU, 2023 (11)
100 yards in penalties	LSU, 2023 (121)
50 points	LSU, 2023 (55)
99-yard scoring drive	Mississippi State, 2022 (15 plays; D. Wade 23-yard pass from J. Dart)
90-plus yard scoring drive	Miss State, 2022 (15 plays; D. Wade 23-yard pass from J. Dart)

THE LAST TIME OLE MISS HELD ITS OPPONENT TO ...

Less than 10 first downs	Vanderbilt, 2014 (9)
10 first downs	Presbyterian, 2014 (10)
Negative yards rushing	Troy, 2013 (-13)
10 yards (or less) rushing	Tennessee, 2014 (0)
100 yards (or less) rushing	Mercer, 2023 (93)
Zero yards passing	Alabama, 1988
No pass completions	Alabama, 1988
10 yards (or less) passing	Georgia, 1977 (7)
100 yards (or less) passing	Baylor, 2022 (40)
Zero yards total offense	Sewanee, 1938
50 yards (or less) total offense	Mississippi State, 2008 (24)
75 yards (or less) total offense	Mississippi State, 2008 (24)
150 yards (or less) total offense	Memphis, 2014 (104)
200 yards (or less) total offense	New Mexico State, 2019 (193)
No touchdowns	Georgia Tech, 2022 (0 points)

THE LAST TIME OLE MISS ...

Had two passers throw for 100 yards	Mercer, 2023 (Jaxson Dart 334, Spencer Sanders 134)
Had two passers complete 10 passes	ULM, 2018 (Jordan Ta'amu, 21-24, Matt Corral, 10-10)
Had two passers throw for 2+ touchdowns	Mercer, 2023 (Jaxson Dart 4, Spencer Sanders 2)
Had three passers throw 1+ touchdowns	UT Martin, 2015 (Ryan Buchanan 2, Chad Kelly 2, DeVante Kincade 1)
Had two runners rush for 100 yards	Arkansas, 2022 (Quinshon Judkins 214, Zach Evans 207)
Had three runners rush for 100 yards	Auburn, 2022 (Quinshon Judkins 139, Zach Evans 136, Jaxson Dart 115)
Had two receivers over 100 receiving yards	LSU, 2023 (Tre Harris 153, Jordan Watkins 103)
Had three receivers over 100 receiving yards	ULM, 2018 (DaMarkus Lodge 179, A.J. Brown 133, D.K. Metcalf 115)
Had two receivers catch 10 passes	Arkansas, 2002 (Bill Flowers 11, Chris Collins 10)
Had four receivers catch five passes	Mississippi State, 2022 (Dayton Wade 8, Jordan Watkins 8, Jonathan Mingo 7, Malik Heath 5)
Completed a pass to at least 10 different receivers	Mercer, 2023 (13)
Had a 100-yard rusher and a 100-yard receiver	LSU, 2023 (Q. Judkins 177 yards rushing, T. Harris 153 receiving, J. Watkins 103 yards receiving)
Had two players with 200 all-purpose yards	Arkansas, 2022 (Quinshon Judkins 241, Zach Evans 207)
Returned a punt for a TD	Mercer, 2023 (Jordan Watkins, 70 yards)
Returned a kickoff for a TD	LSU, 2020 (Jerrion Ealy, 100 yards)
Returned an interception for a TD	Texas A&M, 2021 (A.J. Finley, 52 yards)
Returned two interceptions for TDs	Fresno State, 2015 (Elston, 38 yards; C. Brown, 26 yards)
Returned a fumble for a TD	Tulane, 2023 (Jared Ivey, 26 yards)
Recovered a fumble in the endzone for a TD	Auburn, 2012 (C.J. Johnson)
Scored two defensive TDs	SIU, 2018 (Dasher, 88 yards; V. Evans, 56 yards)
Recovered four fumbles in a game	Texas A&M, 2012
Blocked a punt	Georgia Tech, 2022 (Cedric Johnson)
Blocked a punt for a TD	UCA, 2022 (L. Tennison recovered B. Miller's blocked punt)
Blocked an opponent's FG attempt	Georgia Tech, 2023 (Zxavian Harris blocked Berr's 43-yard attempt)
Blocked an opponent's FG attempt for a TD	Louisiana Tech, 2007 (Brandon Jenkins blocked D. Horwedel's 36-yard attempt, Dustin Mouzon 55-yard return)
Blocked two opponent's FG attempts	Northern Arizona, 2009
Had a punt blocked	at Alabama, 2023
Had a punt blocked for a TD	Alabama, 2019
Had a kickoff returned for a TD	Texas Tech, 2022

Had a punt returned for a TD	Alabama, 2019
Had an interception returned for a TD	Baylor, 2022
Had a fumble returned for a TD	Texas A&M, 2019
Missed a PAT kick	Texas Tech, 2022
Had a PAT kick blocked	Auburn, 2016
Had a PAT kick blocked and returned for a two-point conversion	Auburn, 2009
Blocked an opponent's PAT kick	Kentucky, 2022 (Zxavian Harris blocked M. Ruffolo's attempt)
A successful two-point conversion	Arkansas, 2022 (J. Mingo pass from J. Dart, 4th quarter)
Had a field goal attempt blocked	Georgia Tech, 2023 (Caden Davis' 55-yard attempt)
Had two field goal attempts blocked	Kentucky, 2005 (Robert Bass' 39-yd attempt, Matt Hinkle's 44-yard attempt)
Gained a first down off a fake field goal attempt	Georgia, 1995
Scored a touchdown off a fake field goal attempt	Alabama, 2008 (Jason Cook 9-yard pass from Rob Park)
Gained a first down off a fake punt	Texas A&M, 2022 (J. Pegues 4-yd run)
Recovered an onside kick	Auburn, 2022 (Brandon Buckhaultner)
Shut out an opponent	Georgia Tech, 2022 (42-0)
Was shut out	Arkansas, 2014 (30-0)
Played an overtime game	Kentucky, 2020 (W, 42-41)
Scored a safety	Kentucky, 2022 (W. Levis int. grounding in the end zone, hurried by T. Robinson and T. Brown)
Scored 2 safeties in the same game	Northern Illinois, 1993 (team)
Gave up a safety	Tennessee, 2021
Had no turnovers	LSU, 2023
Had no penalties	Alabama, 2011
Defeated a nationally ranked team	LSU, 2023 (55-49, #13 AP; #12 Coaches)
Was ranked in top 25	Week 5, 2023 (#16 AP; #15 Coaches)
Ended the year ranked in top 25	2021 (#11 AP; #11 Coaches; #8 CFP)

THE LAST TIME AN OLE MISS PLAYER ...

Rushed 30 times	Quinshon Judkins vs. LSU, 2023 (33)
Rushed 25 times	Quinshon Judkins vs. LSU, 2023 (33)
Rushed for 250 yards	Dexter McCluster vs. Tennessee, 2009 (282)
Rushed for 200 yards	Quinshon Judkins and Zach Evans at Arkansas, 2022 (214, 207)
Rushed for 150 yards	Quinshon Judkins vs. LSU, 2023 (177)
Rushed for 100 yards	Quinshon Judkins vs. LSU, 2023 (177)
Passed for 400 yards	Jaxson Dart vs. Vanderbilt, 2022 (448)
Passed for 300 yards	Jaxson Dart vs. LSU, 2023 (389)
Attempted 50 passes	Jordan Ta'amu vs. Vanderbilt, 2017 (52)
Attempted 40 passes	Jaxson Dart vs. Texas Tech, 2022 (41)
Attempted 30 passes	Jaxson Dart vs. LSU, 2023 (39)
Completed 30 passes	Jaxson Dart vs. Mississippi State, 2022 (30)
Completed 20 passes	Jaxson Dart vs. LSU, 2023 (26)
Passed for 4 or more TDs	Jaxson Dart vs. LSU, 2023 (4)
Accounted for 6 or more TDs	Matt Corral at Tulane, 2021 (3 passing, 4 rushing)
Threw 3 or more interceptions	Jaxson Dart vs. Texas Tech, 2022 (3)
Had 400 yards Total Offense	Jaxson Dart vs. LSU, 2023 (439)
Had 300 yards Total Offense	Jaxson Dart vs. LSU, 2023 (439)
Had 100 yards rushing and passing	Jaxson Dart vs. Georgia Tech, 2023 (136 rushing, 251 passing)
Had 100 yards rushing and receiving	Dexter McCluster vs. Arkansas, 2009 (123 rushing, 137 receiving)
Had 250 All-Purpose Yards	Elijah Moore vs. South Carolina, 2020 (270)
Had 200 All-Purpose Yards	Quinshon Judkins and Zach Evans at Arkansas, 2022 (241, 207)
Caught 10 passes	Dontario Drummond at Mississippi State, 2021 (14)
Caught 9 passes	Jordan Watkins at Alabama, 2023 (9)
Had 200 receiving yards	Jonathan Mingo at Vanderbilt, 2022 (247)
Had 100 receiving yards	Tre Harris and Jordan Watkins vs. LSU, 2023 (153, 103)
Scored 10+ points kicking	Caden Davis vs. LSU, 2023 (11)
Scored 4 touchdowns rushing	Matt Corral vs. Tulane, 2021 (4)
Scored 3 touchdowns rushing	Snoop Conner vs. Arkansas, 2021 (3)
Scored 2 touchdowns rushing	Jaxson Dart vs. Georgia Tech, 2023 (2)
Scored 4 touchdowns receiving	Tre Harris vs. Mercer, 2023 (4)
Scored 3 touchdowns receiving	Tre Harris vs. Mercer, 2023 (4)
Scored 2 touchdowns receiving	Tre Harris Mercer, 2023 (4)
Scored a touchdown passing and receiving	Laquon Treadwell at Memphis, 2015
Scored a touchdown rushing, passing and receiving	Bo Wallace vs. Auburn, 2012
Intercepted 3 passes	Don Price vs. Vanderbilt, 1986 (3)
Intercepted 2 passes	AJ Finley vs. Liberty, 2021 (2)
Forced 3 fumbles	Rory Johnson vs. Vanderbilt, 2006 (3)
Recovered 2 fumbles	Kentrell Lockett at Auburn, 2011 (2)
Punted for a 70-yard game average	Bill Smith vs. Southern Miss, 1984 (2-84.5)
Kicked a 45-yard Field Goal	Caden Davis vs. LSU, 2023 (48)
Kicked a 50-yard Field Goal	Caden Davis at Tulane, 2023 (56)
Kicked five field goals in game	Luke Logan vs. Vanderbilt, 2018 (5)
Kicked four field goals in game	Luke Logan vs. Vanderbilt, 2018 (5)
Kicked three field goals in game	Caden Davis vs. Georgia Tech, 2023 (3)
Had 10 tackles in a game	Trey Washington vs. Georgia Tech, 2023 (10)
Had 15 tackles in a game	Lakia Henry vs. Vanderbilt, 2019 (15)



2023-24 Ole Miss Football  
Game Results  
All games

Team Results

	Date	Opponent		Score	Overall	Conf	Time	Attend
	09/02/2023	Mercer	W	73-7	1-0	0-0	3:21	60097
	09/09/2023	at Tulane	W	37-20	2-0	0-0	3:30	30000
	09/16/2023	Georgia Tech	W	48-23	3-0	0-0	3:32	64150
*	09/23/2023	at Alabama	L	10-24	3-1	0-1	3:04	100077
*	09/30/2023	LSU	W	55-49	4-1	1-1	3:51	66703



2023-24 Ole Miss Football  
Overall Team Statistics  
All games

Team Statistics

	OM	OPP
<b>Scoring</b>	<b>223</b>	<b>123</b>
Points per game	44.6	24.6
Points Off Turnovers	27	8
<b>First Downs</b>	<b>118</b>	<b>114</b>
Rushing	48	43
Passing	68	62
Penalty	2	9
<b>Rushing Yardage</b>	<b>904</b>	<b>725</b>
Yards gained rushing	996	922
Yards lost rushing	92	197
Rushing attempts	183	211
Average per rush	4.9	3.4
Average per game	180.8	145.0
TDs Rushing	13	7
<b>Passing Yardage</b>	<b>1683</b>	<b>1319</b>
Comp-Att-Int	104-163-2	104-169-3
Average per pass	10.3	7.8
Average per catch	16.2	12.7
Average per game	336.6	263.8
TDs Passing	13	8
<b>Total offense</b>	<b>2587</b>	<b>2044</b>
Total plays	346	380
Average per play	7.5	5.4
Average per game	517.4	408.8
<b>Kick returns: #-Yards</b>	<b>10-160</b>	<b>8-127</b>
<b>Punt returns: #-Yards</b>	<b>5-75</b>	<b>4-87</b>
<b>Int returns: #-Yards</b>	<b>3-63</b>	<b>2-39</b>
<b>Kick return average</b>	<b>16.0</b>	<b>15.9</b>
<b>Punt return average</b>	<b>15.0</b>	<b>21.8</b>
<b>Int return average</b>	<b>21.0</b>	<b>19.5</b>
<b>Fumbles-Lost</b>	<b>3-1</b>	<b>8-4</b>
<b>Penalties-Yards</b>	<b>36-346</b>	<b>21-155</b>
Average per game	69.2	31.0
<b>Punts-Yards</b>	<b>14-557</b>	<b>19-774</b>
Average per punt	39.8	40.7
Net punt average	33.6	36.8
<b>Kickoffs-Yards</b>	<b>42-2677</b>	<b>25-1458</b>
Average per kick	63.7	58.3
Net kick average	40.6	36.8
<b>Time of possession / game</b>	<b>25:24</b>	<b>34:36</b>
<b>3rd-down conversion</b>	<b>26/64</b>	<b>34/78</b>
3rd-down pct	41%	44%
<b>4rd-down conversion</b>	<b>10/13</b>	<b>5/12</b>





**2023-24 Ole Miss Football  
Overall Team Statistics  
All games**

	<b>OM</b>	<b>OPP</b>
4rd-down pct	77%	42%
<b>Sacks by-Yards</b>	<b>17-121</b>	<b>10-50</b>
<b>Misc Yards</b>	<b>0</b>	<b>0</b>
<b>Touchdowns scored</b>	<b>28</b>	<b>15</b>
<b>Field goals - attempts</b>	<b>9-11</b>	<b>6-8</b>
<b>On-Side kicks</b>	<b>0-0</b>	<b>0-2</b>
<b>Red-zone scores</b>	<b>(21-25) 84%</b>	<b>(15-18) 83%</b>
<b>Red-zone touchdowns</b>	<b>(16-25) 64%</b>	<b>(10-18) 56%</b>
<b>PAT-attempts</b>	<b>(26-26) 100%</b>	<b>(13-13) 100%</b>
<b>2-point conversion-attempts</b>	<b>(1-2) 50%</b>	<b>(1-2) 50%</b>
<b>Attendance</b>	<b>190950</b>	<b>130077</b>
Games / Avg per game	3/63650	2/65039
Neutral site games	-	0/0

**Score by Periods**

<b>Team</b>	<b>1st</b>	<b>2nd</b>	<b>3rd</b>	<b>4th</b>	<b>OT</b>	<b>TOT</b>
Ole Miss	73	23	55	72	0	223
Opponents	24	37	32	30	0	123



**2023-24 Ole Miss Football  
Individual Statistics  
All games**

**Rushing**

Player	gp	att	gain	loss	net	avg	td	lg	avg/g
Quinshon Judkins	5	90	390	12	378	4.2	5	37	75.6
Jaxson Dart	5	51	328	59	269	5.3	4	68	53.8
Ulysses Bentley IV	5	24	184	3	181	7.5	2	43	36.2
Matt Jones	5	6	50	1	49	8.2	2	36	9.8
Dayton Wade	5	4	17	2	15	3.8	0	9	3.0
Spencer Sanders	4	3	16	1	15	5.0	0	14	3.8
Jam Griffin	4	3	11	2	9	3.0	0	6	2.3
Jalen Knox	4	1	0	3	-3	-3.0	0	0	-0.8
Jordan Watkins	5	1	0	9	-9	-9.0	0	0	-1.8
<b>Total</b>	<b>5</b>	<b>183</b>	<b>996</b>	<b>92</b>	<b>904</b>	<b>4.9</b>	<b>13</b>	<b>68</b>	<b>180.8</b>
<b>Opponents</b>	<b>5</b>	<b>211</b>	<b>922</b>	<b>197</b>	<b>725</b>	<b>3.4</b>	<b>7</b>	<b>75</b>	<b>145.0</b>

**Punt Returns**

Player	no.	yds	avg	td	lg
Jordan Watkins	5	75	15.0	1	70
<b>Total</b>	<b>5</b>	<b>75</b>	<b>15.0</b>	<b>1</b>	<b>70</b>
<b>Opponents</b>	<b>4</b>	<b>87</b>	<b>21.8</b>	<b>0</b>	<b>40</b>

**Interceptions**

Player	no.	yds	avg	td	lg
Daijahn Anthony	1	19	19.0	0	19
Zamari Walton	1	0	0.0	0	0
Deantre Prince	1	44	44.0	0	44
<b>Total</b>	<b>3</b>	<b>63</b>	<b>21.0</b>	<b>0</b>	<b>44</b>
<b>Opponents</b>	<b>2</b>	<b>39</b>	<b>19.5</b>	<b>0</b>	<b>37</b>

**Passing**

Player	gp	effic	comp-att-int	pct	yds	td	lg	avg/g
Jaxson Dart	5	174.7	91-142-2	64.1	1485	11	68	297.0
Spencer Sanders	4	178.3	10-16-0	62.5	142	2	43	35.5
Walker Howard	1	192.6	3-4-0	75.0	56	0	29	56.0
Team	5	0.0	0-1-0	0.0	0	0	0	0.0
<b>Total</b>	<b>5</b>	<b>174.4</b>	<b>104-163-2</b>	<b>63.8</b>	<b>1683</b>	<b>13</b>	<b>68</b>	<b>336.6</b>
<b>Opponents</b>	<b>5</b>	<b>139.2</b>	<b>104-169-3</b>	<b>61.5</b>	<b>1319</b>	<b>8</b>	<b>57</b>	<b>263.8</b>

**Kick Returns**

Player	no.	yds	avg	td	lg
Ulysses Bentley IV	7	131	18.7	0	26
Jam Griffin	1	1	1.0	0	1
Jalen Knox	1	20	20.0	0	20
Ladarius Tennon	1	7	7.0	0	7
<b>Total</b>	<b>10</b>	<b>160</b>	<b>16.0</b>	<b>0</b>	<b>26</b>
<b>Opponents</b>	<b>8</b>	<b>127</b>	<b>15.9</b>	<b>0</b>	<b>27</b>

**Receiving**

Player	gp	no.	yds	avg	td	lg	avg/g
Jordan Watkins	5	29	450	15.5	2	68	90.0
Dayton Wade	5	23	367	16.0	1	43	73.4
Tre Harris	4	16	341	21.3	6	56	85.3
Quinshon Judkins	5	9	84	9.3	1	25	16.8
Ulysses Bentley IV	5	5	64	12.8	1	25	12.8
Caden Prieskorn	2	4	62	15.5	0	21	31.0
Michael Trigg	3	4	65	16.3	1	21	21.7
Kyirin Heath	5	4	60	15.0	0	21	12.0
Ayden Williams	4	3	66	22.0	0	43	16.5
Zakhari Franklin	2	2	23	11.5	0	16	11.5
Jalen Knox	4	1	9	9.0	0	9	2.3
Bralon Brown	1	1	29	29.0	0	29	29.0
JJ Henry	3	1	11	11.0	0	11	3.7
Hudson Wolfe	1	1	18	18.0	0	18	18.0
Cayden Lee	4	1	34	34.0	1	34	8.5
<b>Total</b>	<b>5</b>	<b>104</b>	<b>1683</b>	<b>16.2</b>	<b>13</b>	<b>68</b>	<b>336.6</b>
<b>Opponents</b>	<b>5</b>	<b>104</b>	<b>1319</b>	<b>12.7</b>	<b>8</b>	<b>57</b>	<b>263.8</b>

**Fumble Returns**

Player	no.	yds	avg	td	lg
Jared Ivey	1	26	26.0	1	26
Trey Washington	1	0	0.0	0	0
Tyler Banks	1	0	0.0	0	0
Reginald Hughes	1	0	0.0	0	0
<b>Total</b>	<b>4</b>	<b>26</b>	<b>6.5</b>	<b>1</b>	<b>26</b>
<b>Opponents</b>	<b>1</b>	<b>0</b>	<b>0.0</b>	<b>0</b>	<b>0</b>



2023-24 Ole Miss Football  
Individual Statistics  
All games

Scoring

Player	td	fg	PAT						pts
			kick	rush	rcv	pass	dxp	saf	
Caden Davis	-	9-11	21-21	-	-	-	-	-	48
Quinshon Judkins	6	-	-	1	-	-	-	-	38
Tre Harris	6	-	-	-	-	-	-	-	36
Jaxson Dart	4	-	-	-	-	-	-	-	24
Ulysses Bentley IV	3	-	-	-	-	-	-	-	18
Jordan Watkins	3	-	-	-	-	-	-	-	18
Matt Jones	2	-	-	-	-	-	-	-	12
Dayton Wade	1	-	-	-	-	-	-	-	6
Jared Ivey	1	-	-	-	-	-	-	-	6
Michael Trigg	1	-	-	-	-	-	-	-	6
Cayden Lee	1	-	-	-	-	-	-	-	6
Caden Costa	-	-	5-5	-	-	-	-	-	5
<b>Total</b>	<b>28</b>	<b>9-11</b>	<b>26-26</b>	<b>1</b>	<b>0</b>	<b>0</b>	<b>0</b>	<b>0</b>	<b>223</b>
<b>Opponents</b>	<b>15</b>	<b>6-8</b>	<b>13-13</b>	<b>1</b>	<b>0</b>	<b>0</b>	<b>0</b>	<b>0</b>	<b>123</b>

Field Goals

Player	fg	pct.	01-19	20-29	30-39	40-49	50-99	lg	blk
Caden Davis	9-11	81.8	0-0	2-2	3-4	3-3	1-2	56	1
<b>Opponents</b>	<b>6-8</b>	<b>75.0</b>	<b>0-0</b>	<b>3-3</b>	<b>0-0</b>	<b>3-4</b>	<b>0-1</b>	<b>48</b>	<b>1</b>

FG Sequence

Team Name	Ole Miss	Opponents
Mercer	(31)	
Tulane	(37),(27),(56)	(44),(26)
Georgia Tech	(47),(45),55	43,(22)
Alabama	34,(35)	(48),(40),(23)
LSU	(28),(48)	56

Numbers in (parentheses) indicate field goal was made

Total Offense

Player	g	plays	rush	pass	total	avg/g
Jaxson Dart	5	193	269	1485	1754	350.8
Quinshon Judkins	5	90	378	0	378	75.6
Ulysses Bentley IV	5	24	181	0	181	36.2
Spencer Sanders	4	19	15	142	157	39.3
Walker Howard	1	4	0	56	56	56.0
Matt Jones	5	6	49	0	49	9.8
Dayton Wade	5	4	15	0	15	3.0
Jam Griffin	4	3	9	0	9	2.3
Jalen Knox	4	1	-3	0	-3	-0.8
Jordan Watkins	5	1	-9	0	-9	-1.8
Team	5	0	0	0	0	0.0
<b>Total</b>	<b>5</b>	<b>346</b>	<b>904</b>	<b>1683</b>	<b>2587</b>	<b>517.4</b>
<b>Opponents</b>	<b>5</b>	<b>380</b>	<b>725</b>	<b>1319</b>	<b>2044</b>	<b>408.8</b>

Punting

Player	no.	yds	avg	lg	tb	fc	i20	50+	blk
Fraser Masin	13	557	42.8	53	0	5	3	1	0
Team	1	0	0.0	0	0	0	0	0	1
<b>Total</b>	<b>14</b>	<b>557</b>	<b>39.8</b>	<b>53</b>	<b>0</b>	<b>5</b>	<b>3</b>	<b>1</b>	<b>1</b>
<b>Opponents</b>	<b>19</b>	<b>774</b>	<b>40.7</b>	<b>56</b>	<b>0</b>	<b>5</b>	<b>2</b>	<b>1</b>	<b>0</b>

Kickoffs

Player	no.	yds	avg	tb	ob	retn	net	ydl
Caden Davis	41	2612	63.7	31	1			
Caden Costa	1	65	65.0	1	0			
<b>Total</b>	<b>42</b>	<b>2677</b>	<b>63.7</b>	<b>32</b>	<b>1</b>	<b>8</b>	<b>40.6</b>	<b>24</b>
<b>Opponents</b>	<b>25</b>	<b>1458</b>	<b>58.3</b>	<b>12</b>	<b>3</b>	<b>10</b>	<b>36.8</b>	<b>28</b>





2023-24 Ole Miss Football  
Individual Statistics  
All games

All Purpose

Player	g	rush	rcv	pr	kr	ir	total	avg/g
Jordan Watkins	5	-9	450	75	0	0	516	103.2
Quinshon Judkins	5	378	84	0	0	0	462	92.4
Dayton Wade	5	15	367	0	0	0	382	76.4
Ulysses Bentley IV	5	181	64	0	131	0	376	75.2
Tre Harris	4	0	341	0	0	0	341	85.3
Jaxson Dart	5	269	0	0	0	0	269	53.8
Ayden Williams	4	0	66	0	0	0	66	16.5
Michael Trigg	3	0	65	0	0	0	65	21.7
Caden Prieskorn	2	0	62	0	0	0	62	31.0
Kyirin Heath	5	0	60	0	0	0	60	12.0
Matt Jones	5	49	0	0	0	0	49	9.8
Deantre Prince	5	0	0	0	0	44	44	8.8
Cayden Lee	4	0	34	0	0	0	34	8.5
Bralon Brown	1	0	29	0	0	0	29	29.0
Jalen Knox	4	-3	9	0	20	0	26	6.5
Zakhari Franklin	2	0	23	0	0	0	23	11.5
Daijahn Anthony	5	0	0	0	0	19	19	3.8
Hudson Wolfe	1	0	18	0	0	0	18	18.0
Spencer Sanders	4	15	0	0	0	0	15	3.8
JJ Henry	3	0	11	0	0	0	11	3.7
Jam Griffin	4	9	0	0	1	0	10	2.5
Ladarius Tennison	5	0	0	0	7	0	7	1.4
Ashanti Cistrunk	5	0	0	0	1	0	1	0.2
<b>Total</b>	<b>5</b>	<b>904</b>	<b>1683</b>	<b>75</b>	<b>160</b>	<b>63</b>	<b>2885</b>	<b>577.0</b>
<b>Opponents</b>	<b>5</b>	<b>725</b>	<b>1319</b>	<b>87</b>	<b>127</b>	<b>39</b>	<b>2297</b>	<b>459.4</b>



2023-24 Ole Miss Football  
Overall Defense Statistics  
All games

Team Defense

##	Player	gp	Tackles				tfl/yds	Sacks no-yds	Pass defense			Fumbles		blkd	
			ua	a	tot				int-yds	brup	qbh	fr-yds	ff	kick	saf
25	Trey Washington	5	19	13	32	2-11	.	.	.	.	1-0	1	.	.	
36	Ashanti Cistrunk	5	14	14	28	2-8	2-8	.	.	1	.	.	.	.	
5	John Saunders Jr.	5	17	9	26	1-4	.	.	4	.	.	.	.	.	
23	Khari Coleman	5	18	5	23	3.5-30	2.5-29	.	.	1	.	1	.	.	
4	Suntarine Perkins	5	9	11	20	3.5-27	3-26	.	1	.	.	.	.	.	
3	Daijahn Anthony	5	8	12	20	1-4	.	1-19	4	.	.	1	.	.	
11	Jeremiah Jean-Baptiste	5	8	11	19	0.5-1	0.5-1	.	1	.	.	.	.	.	
8	Monty Montgomery	5	8	9	17	2-3	.	.	.	2	.	.	.	.	
2	Cedric Johnson	5	5	12	17	1-10	1-10	.	.	6	.	.	.	.	
15	Jared Ivey	5	5	11	16	3-18	1-7	.	.	3	1-26	.	.	.	
7	Deantre Prince	5	9	7	16	1-2	.	1-44	2	.	.	.	.	.	
99	Isaac Ukwu	5	10	5	15	3-9	2-7	.	.	2	.	.	.	.	
89	J.J. Pegues	5	8	7	15	2.5-15	1-9	.	2	1	.	.	.	.	
6	Zamari Walton	5	7	6	13	.	.	1-0	2	.	.	.	.	.	
51	Zxavian Harris	5	6	7	13	2.5-11	1-7	.	.	.	.	.	1	.	
95	Akelo Stone	5	5	6	11	1-9	1-9	.	1	1	.	.	.	.	
13	Ladarius Tennison	5	8	3	11	2-8	1-4	.	.	1	.	.	.	.	
1	Isheem Young	5	6	5	11	1-2	.	.	.	.	.	.	.	.	
14	Demarko Williams	5	9	2	11	.	.	.	1	.	.	.	.	.	
97	Jamond Gordon	5	5	6	11	2.5-6	1-4	.	.	.	.	.	.	.	
16	Teja Young	5	5	3	8	.	.	.	.	.	.	.	.	.	
34	Tyler Banks	5	2	5	7	1-2	.	.	.	1	1-0	.	.	.	
9	DeShawn Gaddie Jr.	5	4	2	6	.	.	.	2	.	.	.	.	.	
0	Joshua Harris	5	1	4	5	.	.	.	.	.	.	.	.	.	
35	Reginald Hughes	4	1	2	3	.	.	.	.	1	1-0	.	.	.	
90	Stephon Wynn Jr.	5	1	2	3	.	.	.	.	1	.	.	.	.	
29	Nick Cull	2	2	1	3	.	.	.	.	.	.	.	.	.	
96	Jamarious Brown	2	2	.	2	1-5	.	.	.	.	.	.	.	.	
32	Chris Graves	5	.	1	1	.	.	.	.	.	.	.	.	.	
73	Eli Acker	5	1	.	1	.	.	.	.	.	.	.	.	.	
19	Dayton Wade	5	1	.	1	.	.	.	.	.	.	.	.	.	
58	Demarcus Smith	2	.	1	1	.	.	.	.	.	.	.	.	.	
8	Jam Griffin	4	1	.	1	.	.	.	.	.	.	1	.	.	
41	Caden Davis	5	.	1	1	.	.	.	.	.	.	.	.	.	
22	Jarell Stinson	5	.	1	1	.	.	.	.	.	.	.	.	.	
5	Zakhari Franklin	2	1	.	1	.	.	.	.	.	.	.	.	.	
27	Jalen Knox	4	1	.	1	.	.	.	.	.	.	.	.	.	
<b>Totals</b>		<b>5</b>	<b>207</b>	<b>184</b>	<b>391</b>	<b>37-185</b>	<b>17-121</b>	<b>3-63</b>	<b>20</b>	<b>21</b>	<b>4-26</b>	<b>4</b>	<b>1</b>	<b>0</b>	
Opponents		5	181	172	353	33-95	10-50	2-39	19	19	1-0	3	2	0	



**2023-24 Ole Miss Football  
Team Game-by-Game  
All games**

Date	Opponent	Rushing				Receiving				Passing				Kick Returns				Punt Returns				tot off		
		no.	yds	td	lg	no.	yds	td	lg	cmp	att	int	yds	td	lg	no.	yds	td	lg	no.	yds		td	lg
09/02/2023	Mercer	33	143	3	13	29	524	6	43	29	41	0	524	6	43	2	21	0	20	3	69	1	70	667
09/09/2023	at Tulane	35	89	1	20	18	274	2	43	18	28	1	274	2	43	2	41	0	25	1	3	0	3	363
09/16/2023	Georgia Tech	37	299	5	68	10	251	1	68	10	19	0	251	1	68	2	47	0	26	0	0	0	0	550
09/23/2023	at Alabama	29	56	1	14	21	245	0	40	21	36	1	245	0	40	2	26	0	16	0	0	0	0	301
09/30/2023	LSU	49	317	3	43	26	389	4	63	26	39	0	389	4	63	2	25	0	18	1	3	0	3	706
<b>Ole Miss</b>		<b>183</b>	<b>904</b>	<b>13</b>	<b>68</b>	<b>104</b>	<b>1683</b>	<b>13</b>	<b>68</b>	<b>104</b>	<b>163</b>	<b>2</b>	<b>1683</b>	<b>13</b>	<b>68</b>	<b>10</b>	<b>160</b>	<b>0</b>	<b>26</b>	<b>5</b>	<b>75</b>	<b>1</b>	<b>70</b>	<b>2587</b>
<b>Opponents</b>		<b>211</b>	<b>725</b>	<b>7</b>	<b>75</b>	<b>104</b>	<b>1319</b>	<b>8</b>	<b>57</b>	<b>104</b>	<b>169</b>	<b>3</b>	<b>1319</b>	<b>8</b>	<b>57</b>	<b>8</b>	<b>127</b>	<b>0</b>	<b>27</b>	<b>4</b>	<b>87</b>	<b>0</b>	<b>40</b>	<b>2044</b>

**Ole Miss Averages**

Games	Avg/ rush	Avg/ catch	Pass effc	KR avg	PR avg	All purpose avg/game	Total offense avg/game
5	4.9	16.2	174.4	16.0	15.0	577.0	517.4

Date	Opponent	Tackles			Sacks no-yds	Fumble ff fr-yds	Pass Defense			blkd kick	PAT attempts			off				
		ua	a	total			tfl-yds	int-yds	qbh		brup	kick	kick	rush	rcv	saf	t/o	pts
09/02/2023	Mercer	37	34	71	11.0-53	4-31	1	2-0	1-19	6	4	0	10-10	0	0	0	17	73
09/09/2023	at Tulane	54	18	72	6.0-45	4-41	1	1-26	1-44	3	7	0	4-4	0	0	0	3	37
09/16/2023	Georgia Tech	41	56	97	7.0-24	2-5	1	0-0	0-0	7	4	1	6-6	0	0	0	0	48
09/23/2023	at Alabama	38	38	76	9.0-44	4-29	0	0-0	1-0	1	0	0	1-1	0	0	0	0	10
09/30/2023	LSU	37	38	75	4.0-19	3-15	1	1-0	0-0	4	5	0	5-5	1	0	0	7	55
<b>Ole Miss</b>		<b>207</b>	<b>184</b>	<b>391</b>	<b>37.0-185</b>	<b>17-121</b>	<b>4</b>	<b>4-26</b>	<b>3-63</b>	<b>21</b>	<b>20</b>	<b>1</b>	<b>26-26</b>	<b>1</b>	<b>0</b>	<b>0</b>	<b>27</b>	<b>223</b>
<b>Opponents</b>		<b>181</b>	<b>172</b>	<b>353</b>	<b>33.0-95</b>	<b>10-50</b>	<b>3</b>	<b>1-0</b>	<b>2-39</b>	<b>19</b>	<b>19</b>	<b>2</b>	<b>13-13</b>	<b>1</b>	<b>0</b>	<b>0</b>	<b>8</b>	<b>123</b>

Date	Opponent	Punting								Field Goals			Kickoffs					
		no.	yds	avg	long	blkd	tb	fc	50+	i20	md-att	long	blkd	no.	yds	avg	tb	ob
09/02/2023	Mercer	1	49	49.0	49	0	0	0	0	0	1-1	31	0	12	772	64.3	9	0
09/09/2023	at Tulane	5	194	38.8	46	0	0	0	0	1	3-3	56	0	8	501	62.6	6	0
09/16/2023	Georgia Tech	1	41	41.0	41	0	0	1	0	0	2-3	47	1	9	563	62.6	6	1
09/23/2023	at Alabama	5	190	38.0	53	1	0	2	1	2	1-2	35	0	3	195	65.0	3	0
09/30/2023	LSU	2	83	41.5	42	0	0	2	0	0	2-2	48	0	10	646	64.6	8	0
<b>Ole Miss</b>		<b>14</b>	<b>557</b>	<b>39.8</b>	<b>53</b>	<b>1</b>	<b>0</b>	<b>5</b>	<b>1</b>	<b>3</b>	<b>9-11</b>	<b>56</b>	<b>1</b>	<b>42</b>	<b>2677</b>	<b>63.7</b>	<b>32</b>	<b>1</b>
<b>Opponents</b>		<b>19</b>	<b>774</b>	<b>40.7</b>	<b>56</b>	<b>0</b>	<b>0</b>	<b>5</b>	<b>1</b>	<b>2</b>	<b>6-8</b>	<b>48</b>	<b>1</b>	<b>25</b>	<b>1458</b>	<b>58.3</b>	<b>12</b>	<b>3</b>





2023-24 Ole Miss Football  
Opponents Game-by-Game  
All games

Date	Opponent	Rushing				Receiving				Passing				Kick Returns				Punt Returns				tot off		
		no.	yds	td	lg	no.	yds	td	lg	cmp	att	int	yds	td	lg	no.	yds	td	lg	no.	yds		td	lg
09/02/2023	Mercer	37	93	1	75	17	142	0	20	17	31	1	142	0	20	3	60	0	27	1	40	0	40	235
09/09/2023	at Tulane	45	111	1	17	15	231	1	57	15	37	1	231	1	57	2	18	0	10	3	47	0	36	342
09/16/2023	Georgia Tech	47	167	1	15	28	307	2	51	28	42	0	307	2	51	1	16	0	16	0	0	0	0	474
09/23/2023	at Alabama	45	131	1	22	17	225	1	54	17	21	1	225	1	54	0	0	0	0	0	0	0	0	356
09/30/2023	LSU	37	223	3	55	27	414	4	42	27	38	0	414	4	42	2	33	0	18	0	0	0	0	637
<b>Opponents</b>		<b>211</b>	<b>725</b>	<b>7</b>	<b>75</b>	<b>104</b>	<b>1319</b>	<b>8</b>	<b>57</b>	<b>104</b>	<b>169</b>	<b>3</b>	<b>1319</b>	<b>8</b>	<b>57</b>	<b>8</b>	<b>127</b>	<b>0</b>	<b>27</b>	<b>4</b>	<b>87</b>	<b>0</b>	<b>40</b>	<b>2044</b>
<b>Ole Miss</b>		<b>183</b>	<b>904</b>	<b>13</b>	<b>68</b>	<b>104</b>	<b>1683</b>	<b>13</b>	<b>68</b>	<b>104</b>	<b>163</b>	<b>2</b>	<b>1683</b>	<b>13</b>	<b>68</b>	<b>10</b>	<b>160</b>	<b>0</b>	<b>26</b>	<b>5</b>	<b>75</b>	<b>1</b>	<b>70</b>	<b>2587</b>

Opponents Averages

Games	Avg/ rush	Avg/ catch	Pass effc	KR avg	PR avg	All purpose avg/game	Total offense avg/game
5	3.4	12.7	139.2	15.9	21.8	459.4	408.8

Date	Opponent	Tackles			Sacks	Fumble	Pass Defense			blkd kick	PAT attempts			off					
		ua	a	total			tfl-yds	no-yds	ff		fr-yds	int-yds	qbh	brup	kick	kick	rush	rcv	saf
09/02/2023	Mercer	38	34	72	6.0-9	0-0	1	1-0	0-0	2	1	0	1-1	0	0	0	0	0	7
09/09/2023	at Tulane	43	20	63	8.0-26	4-17	0	0-0	1-2	3	3	0	2-2	0	0	0	0	0	20
09/16/2023	Georgia Tech	20	42	62	3.0-4	1-1	0	0-0	0-0	2	5	1	2-2	0	0	0	0	0	23
09/23/2023	at Alabama	40	22	62	10.0-48	5-32	2	0-0	1-37	8	4	1	1-1	1	0	0	8	24	
09/30/2023	LSU	40	54	94	6.0-8	0-0	0	0-0	0-0	4	6	0	7-7	0	0	0	0	0	49
<b>Opponents</b>		<b>181</b>	<b>172</b>	<b>353</b>	<b>33.0-95</b>	<b>10-50</b>	<b>3</b>	<b>1-0</b>	<b>2-39</b>	<b>19</b>	<b>19</b>	<b>2</b>	<b>13-13</b>	<b>1</b>	<b>0</b>	<b>0</b>	<b>8</b>	<b>123</b>	
<b>Ole Miss</b>		<b>207</b>	<b>184</b>	<b>391</b>	<b>37.0-185</b>	<b>17-121</b>	<b>4</b>	<b>4-26</b>	<b>3-63</b>	<b>21</b>	<b>20</b>	<b>1</b>	<b>26-26</b>	<b>1</b>	<b>0</b>	<b>0</b>	<b>27</b>	<b>223</b>	

Date	Opponent	Punting									Field Goals			Kickoffs				
		no.	yds	avg	long	blkd	tb	fc	50+	i20	md-att	long	blkd	no.	yds	avg	tb	ob
09/02/2023	Mercer	7	256	36.6	45	0	0	0	0	1	0-0	0	0	2	92	46.0	0	0
09/09/2023	at Tulane	4	165	41.3	49	0	0	1	0	0	2-2	44	0	5	268	53.6	2	1
09/16/2023	Georgia Tech	2	78	39.0	40	0	0	0	0	0	1-2	22	1	4	254	63.5	2	0
09/23/2023	at Alabama	3	145	48.3	56	0	0	3	1	0	3-3	48	0	6	371	61.8	2	2
09/30/2023	LSU	3	130	43.3	49	0	0	1	0	1	0-1	0	0	8	473	59.1	6	0
<b>Opponents</b>		<b>19</b>	<b>774</b>	<b>40.7</b>	<b>56</b>	<b>0</b>	<b>0</b>	<b>5</b>	<b>1</b>	<b>2</b>	<b>6-8</b>	<b>48</b>	<b>1</b>	<b>25</b>	<b>1458</b>	<b>58.3</b>	<b>12</b>	<b>3</b>
<b>Ole Miss</b>		<b>14</b>	<b>557</b>	<b>39.8</b>	<b>53</b>	<b>1</b>	<b>0</b>	<b>5</b>	<b>1</b>	<b>3</b>	<b>9-11</b>	<b>56</b>	<b>1</b>	<b>42</b>	<b>2677</b>	<b>63.7</b>	<b>32</b>	<b>1</b>



**2023-24 Ole Miss Football  
Games Played  
All games**

##	Player	GP-GS	Mercer	Tulane	GaTech	Bama	LSU
0	Joshua Harris	5/0	XXX	XXX	XXX	XXX	XXX
0	Michael Trigg	3/0	XXX	XXX	XXX	...	...
1	Isheem Young	5/0	XXX	XXX	XXX	XXX	XXX
1	Ayden Williams	4/1	XXX	XXX	START	XXX	...
2	Cedric Johnson	5/4	START	START	START	XXX	START
2	Jaxson Dart	5/5	START	START	START	START	START
3	Daijahn Anthony	5/3	XXX	START	START	XXX	START
3	Spencer Sanders	4/0	XXX	XXX	XXX	XXX	...
4	Quinshon Judkins	5/5	START	START	START	START	START
4	Suntarine Perkins	5/1	XXX	XXX	XXX	START	XXX
5	Zakhari Franklin	2/1	...	...	...	START	XXX
5	John Saunders Jr.	5/5	START	START	START	START	START
6	Zamari Walton	5/5	START	START	START	START	START
7	Deantre Prince	5/5	START	START	START	START	START
7	Walker Howard	1/0	XXX	...	...	...	...
8	Jam Griffin	4/0	XXX	XXX	XXX	XXX	...
8	Monty Montgomery	5/1	START	XXX	XXX	XXX	XXX
9	Tre Harris	4/3	START	START	...	XXX	START
9	DeShawn Gaddie Jr.	5/0	XXX	XXX	XXX	XXX	XXX
11	Jeremiah Jean-Baptiste	5/5	START	START	START	START	START
11	Jordan Watkins	5/5	START	START	START	START	START
12	Bralon Brown	1/0	XXX	...	...	...	...
12	Fraser Masin	5/0	XXX	XXX	XXX	XXX	XXX
13	Ladarius Tennison	5/0	XXX	XXX	XXX	XXX	XXX
13	Austin Simmons	0/0	...	...	...	...	...
14	Demarko Williams	5/0	XXX	XXX	XXX	XXX	XXX
14	Deljay Bailey	0/0	...	...	...	...	...
15	Jared Ivey	5/5	START	START	START	START	START
15	JJ Henry	3/0	XXX	...	XXX	XXX	...
16	Teja Young	5/0	XXX	XXX	XXX	XXX	XXX
16	Braden Waterman	0/0	...	...	...	...	...
17	Richard O'Bryant	5/0	XXX	XXX	XXX	XXX	XXX
17	Davin Wydner	0/0	...	...	...	...	...
19	Dayton Wade	5/5	START	START	START	START	START
20	Joshua Aka	4/0	XXX	XXX	XXX	...	XXX
21	Daniel Demery	1/0	XXX	...	...	...	...
21	Kedrick Reescano	4/0	XXX	XXX	XXX	...	XXX
22	Jarell Stinson	5/0	XXX	XXX	XXX	XXX	XXX
23	Khari Coleman	5/4	XXX	START	START	START	START
23	Drew Burnett	0/0	...	...	...	...	...
24	Ulysses Bentley IV	5/0	XXX	XXX	XXX	XXX	XXX
25	Trey Washington	5/5	START	START	START	START	START
26	Taylor Groves	0/0	...	...	...	...	...
27	Jalen Knox	4/0	XXX	XXX	XXX	...	XXX
28	Jadon Canady	1/0	...	...	...	XXX	...
28	Lex Boucvalt	0/0	...	...	...	...	...
29	Rayf Vinson	5/0	XXX	XXX	XXX	XXX	XXX
29	Nick Cull	2/0	XXX	...	XXX	...	...
30	Fred McAfee	0/0	...	...	...	...	...
30	Trip White	1/0	XXX	...	...	...	...
31	Calvin Wilson	0/0	...	...	...	...	...
31	Torian Kelly	0/0	...	...	...	...	...
32	Chris Graves	5/0	XXX	XXX	XXX	XXX	XXX
33	Mac Owen	0/0	...	...	...	...	...
33	Antione Johnson	1/0	XXX	...	...	...	...
34	Tyler Banks	5/0	XXX	XXX	XXX	XXX	XXX
35	Reginald Hughes	4/0	XXX	XXX	XXX	XXX	...
36	Ashanti Cistrunk	5/0	XXX	XXX	XXX	XXX	XXX
37	Austin Acton	0/0	...	...	...	...	...
37	AJ Brown	5/0	XXX	XXX	XXX	XXX	XXX



**2023-24 Ole Miss Football  
Games Played  
All games**

##	Player	GP-GS	Mercer	Tulane	GaTech	Bama	LSU
39	Joshua Pfeifer	0/0	...	...	...	...	...
39	Skielar Mann	0/0	...	...	...	...	...
40	Matt Jones	5/0	XXX	XXX	XXX	XXX	XXX
40	Zach Johansen	0/0	...	...	...	...	...
41	Caden Davis	5/0	XXX	XXX	XXX	XXX	XXX
41	John Ross Ashley	0/0	...	...	...	...	...
42	Jason Albritton	0/0	...	...	...	...	...
42	Dylan Davis	0/0	...	...	...	...	...
43	Caden Costa	1/0	XXX	...	...	...	...
43	Jack Damron	0/0	...	...	...	...	...
44	Nyseer Fullwood-Theodore	0/0	...	...	...	...	...
44	Ali Scott	0/0	...	...	...	...	...
45	Jackson Jones	0/0	...	...	...	...	...
46	Harrison Craig	0/0	...	...	...	...	...
46	Salathiel Hemphill	4/0	XXX	XXX	XXX	...	XXX
47	Deejay Holmes Jr.	1/0	XXX	...	...	...	...
47	Wyatt Smalley	0/0	...	...	...	...	...
48	Charlie Pollock	5/0	XXX	XXX	XXX	XXX	XXX
48	Mark Trigg Jr.	0/0	...	...	...	...	...
49	Jared Lawrence	5/0	XXX	XXX	XXX	XXX	XXX
49	Daniel Newman	1/0	XXX	...	...	...	...
50	Tres Harris III	0/0	...	...	...	...	...
51	Zxavian Harris	5/1	XXX	XXX	XXX	XXX	START
52	Christian Britt	0/0	...	...	...	...	...
53	Cephas Pettis	1/0	XXX	...	...	...	...
54	Caleb Warren	5/5	START	START	START	START	START
55	Preston Cushman	2/0	XXX	XXX	...	...	...
56	Reece McIntyre	5/0	XXX	XXX	XXX	XXX	XXX
57	Micah Pettus	5/5	START	START	START	START	START
58	Demarcus Smith	2/0	XXX	...	XXX	...	...
59	Mana Taimani	4/0	...	XXX	XXX	XXX	XXX
61	Lane Hewett	0/0	...	...	...	...	...
62	Brycen Sanders	1/0	XXX	...	...	...	...
64	Ethan Morris	0/0	...	...	...	...	...
65	Alec Grijalva	0/0	...	...	...	...	...
66	Cedrick Nicely	1/0	XXX	...	...	...	...
67	Quincy McGee	5/5	START	START	START	START	START
68	Jack Mills	0/0	...	...	...	...	...
71	Jayden Williams	5/0	XXX	XXX	XXX	XXX	XXX
72	Ethan Fields	0/0	...	...	...	...	...
73	Eli Acker	5/0	XXX	XXX	XXX	XXX	XXX
76	Cedric Melton	2/0	XXX	XXX	...	...	...
77	Cam East	1/0	XXX	...	...	...	...
78	Jeremy James	5/5	START	START	START	START	START
79	Victor Curne	5/5	START	START	START	START	START
80	Jayvontay Conner	2/0	XXX	...	XXX	...	...
82	Larry Simmons	0/0	...	...	...	...	...
83	Cayden Lee	4/0	XXX	...	XXX	XXX	XXX
84	Qua Davis	0/0	...	...	...	...	...
85	Jeremiah Dillon	0/0	...	...	...	...	...
86	Caden Prieskorn	2/2	...	...	...	START	START
87	Hudson Wolfe	1/0	XXX	...	...	...	...
88	Kyirin Heath	5/3	START	START	START	XXX	XXX
89	J.J. Pegues	5/5	START	START	START	START	START
90	Stephon Wynn Jr.	5/3	START	START	XXX	START	XXX
91	Myles Saulsberry	1/0	XXX	...	...	...	...
92	Chamberlain Campbell	1/0	XXX	...	...	...	...
93	Carter Short	1/0	XXX	...	...	...	...
94	Tavion Prather	0/0	...	...	...	...	...
94	Christian Schanefelt	0/0	...	...	...	...	...





**2023-24 Ole Miss Football  
Games Played  
All games**

##	Player	GP-GS	Mercer	Tulane	GaTech	Bama	LSU
95	Akelo Stone	5/0	XXX	XXX	XXX	XXX	XXX
96	Jamarius Brown	2/0	XXX	...	XXX	...	...
97	Jamond Gordon	5/0	XXX	XXX	XXX	XXX	XXX
98	Jaden Dicks	0/0	...	...	...	...	...
99	Isaac Ukwu	5/3	START	XXX	START	START	XXX



INDIVIDUAL GAME-BY-GAME RUSHING

No.	Player	Att-Yds-TD	MERCER	TUL	GT	UA	LSU	AR	AU	VA	TAMU	UG	ULM	MSU
4	Judkins	90-378-5	13-62-2	18-48-1	13-27-1	13-56-0	33-177-1							
2	Dart	51-269-4	4-36-0	14-41-0	14-136-2	12-6-1	7-50-1							
24	Bentley	24-181-2	4-40-0	2-0-0	6-61-1	1-3-0	9-90-1							
40	Jones	6-49-2	4-13-1	1-0-0	1-36-1	0-0-0	0-0-0							
3	Sanders	3-15-0	1--1-0	0-0-0	1-14-0	0-0-0	DNP							
19	Wade	4-15-0	0-0-0	0-0-0	2-15-0	2-0-0	0-0-0							
8	Griffin	3-9-0	2-5-1	0-0-0	0-0-0	0-0-0	DNP							
27	Knox	1--3-0	1--3-0	0-0-0	0-0-0	0-0-0	DNP							
11	Watkins	1--9-0	0-0-0	0-0-0	0-0-0	1--9-0	0-0-0							
	<b>TOTAL</b>	<b>183-904-13</b>	<b>33-143-3</b>	<b>35-89-1</b>	<b>37-299-5</b>	<b>29-56-1</b>	<b>49-317-3</b>							
	<b>OPP.</b>	<b>211-725-7</b>	<b>37-93-1</b>	<b>45-111-1</b>	<b>47-167-1</b>	<b>45-131-1</b>	<b>37-223-3</b>							

INDIVIDUAL GAME-BY-GAME PASSING

No.	Player	Comp-Att-Int Yds-TD	MERCER	TUL	GT	UA	LSU	AR	AU	VA	TAMU	UG	ULM	MSU
2	Dart	91-142-2 1485-11	18-23-0 334-4	17-27-1 267-2	10-18-0 251-1	20-35-1 244-0	26-39-0 389-4							
3	Sanders	10-16-0 142-2	8-14-0 134-2	1-1-0 7-0	0-0-0 0-0	1-1-0 1-0	DNP							
7	Howard	3-4-0 56-0	3-4-0 56-0	DNP	DNP	DNP	DNP							
	TEAM	0-1-0 0-0	0-0-0 0-0	0-0-0 0-0	0-1-0 0-0	0-0-0 0-0	0-0-0 0-0							
	<b>TOTAL</b>	<b>104-163-2 1683-13</b>	<b>29-41-0 524-6</b>	<b>18-28-1 274-2</b>	<b>10-19-0 251-1</b>	<b>21-36-1 245-0</b>	<b>26-39-0 389-4</b>							
	<b>OPP.</b>	<b>104-169-3 1319-8</b>	<b>17-31-1 142-0</b>	<b>15-37-1 231-1</b>	<b>28-42-0 307-2</b>	<b>17-21-1 225-1</b>	<b>27-38-0 414-4</b>							

INDIVIDUAL GAME-BY-GAME RECEIVING

No.	Player	NO-YDS-TD	MERCER	TUL	GT	UA	LSU	AR	AU	VA	TAMU	UG	ULM	MSU
11	Watkins	29-450-2	6-111-0	5-60-0	4-119-1	9-57-0	5-103-1							
19	Wade	23-367-1	1-23-0	7-106-0	3-86-0	5-88-0	7-64-1							
9	Harris	16-341-6	6-133-4	2-55-1	DNP	0-0-0	8-153-1							
4	Judkins	9-84-1	2-11-0	3-32-0	2-27-0	1-10-0	1-4-1							
1	Williams	3-66-0	2-47-0	0-0-0	1-19-0	DNP	DNP							
0	Trigg	4-65-1	3-44-0	1-21-1	0-0-0	DNP	DNP							
24	Bentley	5-64-1	1-6-0	0-0-0	0-0-0	3-41-0	1-17-0							
86	Prieskorn	4-62-0	DNP	DNP	DNP	1-21-0	3-41-0							
88	Heath	4-60-0	3-48-0	0-0-0	0-0-0	1-12-0	0-0-0							
83	Lee	1-34-1	1-34-1	DNP	0-0-0	0-0-0	0-0-0							
12	Brown	1-29-0	1-29-0	DNP	DNP	DNP	DNP							
5	Franklin	2-23-0	DNP	DNP	DNP	1-16-0	1-7-0							
87	Wolfe	1-18-0	1-18-0	DNP	DNP	DNP	DNP							
15	Henry	1-11-0	1-11-0	DNP	0-0-0	0-0-0	DNP							
27	Knox	1-9-0	1-9-0	0-0-0	0-0-0	DNP	0-0-0							
	<b>TOTAL</b>	<b>104-1683-13</b>	<b>29-524-6</b>	<b>18-274-2</b>	<b>10-251-1</b>	<b>21-245-0</b>	<b>26-389-4</b>							
	<b>OPP.</b>	<b>104-1319-8</b>	<b>17-142-0</b>	<b>15-231-1</b>	<b>28-307-2</b>	<b>17-225-1</b>	<b>27-414-4</b>							

INDIVIDUAL GAME-BY-GAME PUNT RETURNS

No.	Player	NO-YDS-LONG	MERCER	TUL	GT	UA	LSU	AR	AU	VA	TAMU	UG	ULM	MSU
11	Watkins	5-75-70	3-69-70	1-3-3	0-0-0	0-0-0	1-3-3							
	<b>TOTAL</b>	<b>5-75-70</b>	<b>3-69-70</b>	<b>1-3-3</b>	<b>0-0-0</b>	<b>0-0-0</b>	<b>1-3-3</b>							
	<b>OPP.</b>	<b>5-91-40</b>	<b>1-40-40</b>	<b>3-47-36</b>	<b>0-0-0</b>	<b>1-4-4</b>	<b>0-0-0</b>							

INDIVIDUAL GAME-BY-GAME KICKOFF RETURNS

No.	Player	NO-YDS-LONG	MERCER	TUL	GT	UA	LSU	AR	AU	VA	TAMU	UG	ULM	MSU
24	Bentley	7-131-26	0-0-0	2-41-25	2-47-26	2-25-16	1-18-18							
27	Knox	1-20-20	1-20-20	0-0-0	0-0-0	DNP	0-0-0							
13	Tennison	1-7-7	0-0-0	0-0-0	0-0-0	0-0-0	1-7-7							
8	Griffin	1-1-1	1-1-1	0-0-0	0-0-0	0-0-0	DNP							
	<b>TOTAL</b>	<b>10-160-26</b>	<b>2-21-20</b>	<b>2-41-25</b>	<b>2-47-26</b>	<b>2-25-16</b>	<b>2-25-18</b>							
	<b>OPP.</b>	<b>8-127-27</b>	<b>3-60-27</b>	<b>2-18-10</b>	<b>1-16-16</b>	<b>0-0-0</b>	<b>2-33-18</b>							





SCORING DRIVES

vs. Mercer

Started at	Plays	Yards	Time	Result
Ole Miss 28	3	72	0:51	TD
Ole Miss 31	5	69	1:21	TD
Mercer 20	2	20	0:34	TD
Ole Miss 23	7	77	2:10	TD
Mercer 33	9	20	2:51	FG
Ole Miss 16	10	84	2:33	TD
Mercer 27	3	27	1:15	TD
Ole Miss 24	10	76	2:41	TD
Ole Miss 34	6	66	1:25	TD
Ole Miss 35	12	65	5:25	TD

at Tulane

Started at	Plays	Yards	Time	Result
Ole Miss 25	3	75	0:48	TD
Ole Miss 18	13	62	4:05	FG
Ole Miss 36	4	64	1:24	TD
Tulane 20	6	10	2:40	FG
Ole Miss 30	5	70	2:21	TD
Tulane 43	4	4	1:03	FG

vs. Georgia Tech

Started at	Plays	Yards	Time	Result
Ole Miss 21	8	50	2:17	FG
Georgia Tech 34	8	34	3:15	TD
Ole Miss 29	5	71	2:19	TD
Georgia Tech 28	5	28	1:38	TD
Ole Miss 25	7	48	2:46	FG
Ole Miss 32	2	68	0:41	TD
Georgia Tech 34	2	34	0:41	TD
Ole Miss 50	2	50	0:44	TD

at Alabama

Started at	Plays	Yards	Time	Result
Ole Miss 25	7	75	3:02	TD
Ole Miss 24	14	58	5:51	FG

vs. LSU

Started at	Plays	Yards	Time	Result
Ole Miss 25	14	75	4:35	TD
Ole Miss 29	3	71	0:44	TD
Ole Miss 25	4	75	1:13	TD
Ole Miss 22	10	78	4:31	TD
Ole Miss 25	7	65	2:48	FG
Ole Miss 25	9	45	3:10	FG
Ole Miss 25	13	75	4:28	TD
Ole Miss 35	10	65	3:18	TD
Ole Miss 12	8	88	1:57	TD

CHARTING THE BIG PLAYS

— PASSING —

Player	10-19	20-29	30-39	40-49	50+	Total
Dart	25	17	6	4	3	55
Sanders	1	1	1	1	0	4
Howard	2	1	0	0	0	3
<b>TOTAL</b>	<b>28</b>	<b>19</b>	<b>7</b>	<b>5</b>	<b>3</b>	<b>62</b>

— RUSHING —

Player	10-19	20-29	30-39	40-49	50+	Total
Judkins	10	0	1	0	0	11
Dart	7	2	0	0	1	10
Bentley IV	3	1	0	1	0	5
Jones	1	0	1	0	0	2
Sanders	1	0	0	0	0	1
<b>TOTAL</b>	<b>22</b>	<b>3</b>	<b>2</b>	<b>1</b>	<b>1</b>	<b>29</b>

— RECEIVING —

Player	10-19	20-29	30-39	40-49	50+	Total
Watkins	6	4	2	0	2	14
Wade	7	1	1	4	0	13
Harris	3	5	3	0	1	12
Prieskorn	3	1	0	0	0	4
Trigg	1	2	0	0	0	3
Heath	1	2	0	0	0	3
Judkins	1	2	0	0	0	3
Bentley	2	1	0	0	0	3
Williams	1	0	0	1	0	2
Lee	0	0	1	0	0	1
Brown	0	1	0	0	0	1
Wolfe	1	0	0	0	0	1
Henry	1	0	0	0	0	1
Franklin	1	0	0	0	0	1
<b>TOTAL</b>	<b>28</b>	<b>19</b>	<b>7</b>	<b>5</b>	<b>3</b>	<b>47</b>

IN THE RED ZONE

Game	Chances	TD	FG	TO	Downs	Missed FG	Half
Mercer	8	6	1	1	0	0	0
Tulane	3	1	2	0	0	0	0
Georgia Tech	4	3	0	0	1	0	0
Alabama	4	1	1	0	1	1	0
LSU	6	5	1	0	0	0	0
Arkansas							
Auburn							
Vanderbilt							
Texas A&M							
Georgia							
ULM							
Mississippi State							
<b>Totals</b>	<b>25</b>	<b>16</b>	<b>5</b>	<b>1</b>	<b>2</b>	<b>1</b>	<b>0</b>
<b>Opp. Totals</b>	<b>18</b>	<b>10</b>	<b>5</b>	<b>1</b>	<b>1</b>	<b>0</b>	<b>0</b>
Ole Miss Scoring Percentage: 84.0% (21 of 25)							
Ole Miss Points Scored: 127							
Opponents Scoring Percentage: 83.3% (15 of 18)							
Opponents Points Scored: 84							

### GAME ONE #22 OLE MISS 73, MERCER 7

Sept. 2, 2023  
Attendance: 60,097 • Vaught-Hemingway Stadium • Oxford, Miss.

**OXFORD, Miss.** — Ole Miss football opened its 2023 season with a 73-7 blowout win over Mercer at Vaught-Hemingway Stadium on Saturday afternoon.

It only took 51 seconds for Lane Kiffin's offense to get all 60,097 fans inside Vaught-Hemingway Stadium on their feet. Dart marched the Rebels downfield, needing only three plays to find the endzone, connecting with Harris on a 38-yard strike.

After a quick answer from Mercer, Dart and Harris linked up for two more scores, giving the senior wideout three touchdowns in the first 3:15 of the game. Ole Miss' special teams unit forced their first fumble of the season just before Harris' third score, recovering the loose ball on a kickoff at the Mercer 20-yard line.

Ole Miss continued to assert its offensive dominance on their next drive, as Preseason All-American Quinshon Judkins waltzed in for six to put the Rebels up 28-7 and mark the most points scored in an opening quarter of a season dating back to 1967.

Mercer began the second quarter driving into Ole Miss territory. The Rebel defense took advantage of the situation and brought the house, forcing a fumble on the snap that was recovered by Reginald Hughes and cashing in on the turnover with a 31-yard field goal by Caden Davis.

After forcing Mercer into another punt, the Rebels drove back down the field with a heavy dose of Judkins. With just 32 seconds left in the half, Judkins would take a direct snap at the Mercer 3-yard line and run it in for his second score of the day. Ole Miss went into halftime with a 38-7 lead.

Ole Miss put up 28 points in the third quarter, beginning with a Jordan Watkins 70-yard punt return touchdown at the end of Mercer's first drive of the half.

Daijahn Anthony grabbed his first interception as a Rebel on the next drive, picking off Carter Peevy at midfield and returning the ball for 19 yards. Three plays later Dart would throw his fourth touchdown pass of the game to Harris, tying his career-high previously set during his freshman season at USC.

Spencer Sanders made his Ole Miss debut on the Rebels' next drive and threw for his first two touchdowns in a Rebel uniform on back-to-back drives. He connected on a six-yard pass to Ulysses Bentley IV for his first and 34-yard pass to freshman Cayden Lee for his second one, putting the Rebels up 66-7 heading into the final quarter. Transfer Walker Howard would find Matt Jones for the final TD to secure the win.

Mercer	7	0	0	0	7
Ole Miss	28	10	28	7	73
<b>1st Quarter</b>					
14:05	OM	T. Harris 38 yd pass from J. Dart (C. Davis kick)			7-0
13:53	MER	C. Peevy 75 yd run (R. Griffith kick)			7-7
12:26	OM	T. Harris 28 yd pass from J. Dart (C. Davis kick)			14-7
11:45	OM	T. Harris 20 yd pass from J. Dart (C. Davis kick)			21-7
5:45	OM	Q. Judkins 1 yd run (C. Costa kick)			28-7
<b>2nd Quarter</b>					
6:25	OM	C. Davis 31 yd field goal			31-7
0:32	OM	Q. Judkins 3 yd run (C. Davis kick)			38-7
<b>3rd Quarter</b>					
13:07	OM	J. Watkins 70 yd punt return (C. Costa kick)			45-7
9:45	OM	T. Harris 16 yd pass from J. Dart (C. Davis kick)			52-7
5:27	OM	U. Bentley IV 6 yd pass from S. Sanders (C. Costa kick)			59-7
3:09	OM	C. Lee 34 yd pass from S. Sanders (C. Davis kick)			66-7
<b>4th Quarter</b>					
03:21	OM	M. Jones 1 yd run (C. Costa kick)			73-7

Team Stats	MER	OM
First Downs	15	32
Rushes-Yards	37-93	33-143
Passing Yards	142	524
Comp.-Att.-Int.	17-31-1	29-41-0
Total Plays-Yards	68-235	74-667
Fumbles-Lost	4-2	1-1
Penalties-Yards	7-50	7-65
Punt Returns-Avg.	1-40.0	3-23.0
KO Returns-Avg.	3-20.0	2-10.5
Interceptions	1	0
Possession Time	35:17	22:33
3rd Down Conv.	3-14	8-11
4th Down Conv.	1-2	1-1

Individual Leaders
<b>Rushing</b>
OM: Q. Judkins, 13-62 (2 TD)
J. Dart, 4-36
MER: C. Peevy, 7-49 (1 TD)
<b>Passing</b>
OM: J. Dart, 18-23-334 (4 TD)
S. Sanders, 8-14-134 (2 TD)
MER: C. Peevy, 16-29-138
<b>Receiving</b>
OM: T. Harris, 6-133 (4 TD)
J. Watkins, 6-111
MER: D. Harper, 4-47

### GAME TWO #20 OLE MISS 37, #22 TULANE 20

Sept. 9, 2023  
Attendance: 30,000 • Yulman Stadium • New Orleans, La.

**NEW ORLEANS** — No. 20 Ole Miss football found itself in a 17-7 hole in the late stages of the first half, but the Rebels used a complete second half and closed the game on a 30-3 scoring run to best the 22nd-ranked Tulane Green Wave, 37-20, at Yulman Stadium on Saturday.

The Rebels (2-0) were stymied early by a stout Green Wave (1-1) run defense, while Tulane hit on some crucial early plays to take that 17-7 lead, but Ole Miss came out of the second half on a mission, using big plays in each facet of the game to come out of New Orleans with the victory.

Ole Miss struck first and struck fast, taking an early 7-0 lead in only 48 seconds, with Dart hitting wideout Tre Harris with 14:12 on the clock for their fourth score in five quarters of play on a 31-yard touchdown strike.

The Green Wave responded at 9:37 in the first quarter with a touchdown run by Makhi Hughes in the wildcat from two yards out, the beginning of a 17-point unanswered stretch by Tulane across the first half. That included a 44-yard field goal at 14:10 in the second quarter by Valentino Ambrosio and a 41-yard touchdown pass from Kai Horton to Jha'Quan Jackson at 5:49.

Ole Miss would break the drought with 1:36 to play in the half, tacking on a 37-yard field goal from Caden Davis to head into the break down 17-10.

That field goal would be the beginning of a 30-3 final scoring run for the Rebels, however, as sophomore running back Quinshon Judkins found the endzone with 6:11 in the third quarter to pull the game to a 17-17 tie.

That set up an early fourth quarter field goal, as Caden Davis hit his second of the day, this one from 27 yards out to give Ole Miss a 20-17 lead with 12:50 to play.

Tulane proceeded to chart the longest drive of the game, a plodding 14-play, 45-yard sequence that gobbled up 6:01 of clock time, but ended with a huge momentum-shifting turnover on downs when Horton came up a yard short on a 4th-and-2 that was originally called a first down before a booth review overturned it and gave the ball to the Rebels.

The Rebels found the endzone not long after, with Dart connecting with Michael Trigg on a 21-yard score to take a 27-17 lead with 4:28 to play.

Tulane responded with another long drive that took 10 plays and went 67 yards before a 26-yard field goal from Ambrosio, but it only took 1:32 off the clock.

From there, Ole Miss went into cruise control, with Caden Davis knocking down his third field goal of the day — the fourth-longest field goal in school history at 56 yards — and Jared Ivey taking a Khari Coleman sack fumble back 26 yards for a touchdown to put Ole Miss on top 37-20.

Ole Miss	7	3	7	20	37
Tulane	7	10	0	3	20
<b>1st Quarter</b>					
14:12	OM	T. Harris 31 yd pass from J. Dart (C. Davis kick)			7-0
9:37	TUL	M. Hughes run (V. Ambrosio kick)			7-7
<b>2nd Quarter</b>					
14:10	TUL	V. Ambrosio 44 yd FG			7-10
5:49	TUL	J. Jackson 41 yd pass from K. Horton (V. Ambrosio kick)			7-17
1:36	OM	C. Davis 37 yd FG			10-17
<b>3rd Quarter</b>					
6:11	OM	Q. Judkins 9 yd run (C. Davis kick)			17-17
<b>4th Quarter</b>					
12:50	OM	C. Davis 27 yd FG			20-17
4:28	OM	M. Trigg 21 yd pass from J. Dart (C. Davis kick)			27-17
2:56	TUL	V. Ambrosio 26 yd FG			27-20
1:53	OM	C. Davis 56 yd FG			30-20
01:25	OM	J. Ivey 26 yd fumble recovery (C. Davis kick)			37-20

Team Stats	OM	TUL
First Downs	18	19
Rushes-Yards	35-89	45-111
Passing Yards	274	231
Comp.-Att.-Int.	18-28-1	15-37-1
Total Plays-Yards	63-363	82-342
Fumbles-Lost	0-0	2-1
Penalties-Yards	5-51	2-10
Punt Returns-Avg.	1-3.0	3-15.7
KO Returns-Avg.	2-20.5	2-9.0
Interceptions	1	1
Possession Time	25:15	34:45
3rd Down Conv.	1-13	9-22
4th Down Conv.	3-3	2-5

Individual Leaders
<b>Rushing</b>
OM: Q. Judkins, 18-48 (1 TD)
J. Dart, 14-41
TUL: M. Hughes, 23-92 (1 TD)
<b>Passing</b>
OM: J. Dart, 17-27-267 (2 TD)
TUL: K. Horton, 15-37-231 (1 TD)
<b>Receiving</b>
OM: D. Wade, 7-106
J. Watkins, 5-60
TUL: L. Keys III, 5-94

**GAME THREE**  
#17 OLE MISS 48, GEORGIA TECH 23

**Sept. 16, 2023**  
**Attendance: 64,150 • Vaught-Hemingway Stadium • Oxford, Miss.**

OXFORD, Miss. — No. 17 Ole Miss and Georgia Tech slugged it out in the first half, but an explosive Rebel offensive attack took command of the game in the second half, leaving the Yellow Jackets behind en route to a 48-23 victory at Vaught-Hemingway Stadium on Saturday.

The Rebels ended with 550 yards of total offense, including 299 on the ground thanks to a career rushing day from starting quarterback Jaxson Dart.

Defensively, the Rebels caused some havoc in the Yellow Jacket backfield, notching a season-high 7.0 tackles for loss from seven different defenders.

The first quarter was all Rebels, as Ole Miss jumped out to a 10-0 lead following a 47-yard field goal at the 12:38 mark from Caden Davis and the first of two touchdown runs by Dart at 3:02 in the first.

The Yellow Jackets tacked on a 22-yard field goal from Aidan Birr with 1:09 to play in the half after a second quarter tug-of-war, but that was but a preamble to the second half fireworks to come from the Rebel offense.

The Rebels forced a punt on Georgia Tech's first drive of the second half and made the Yellow Jackets pay with a five-play, 71-yard drive that was capped by a 21-yard touchdown scamper by Ulysses Bentley IV at the 9:45 mark.

Dart immediately made Tech pay yet again, capping a five-play, 28-yard drive with a six-yard score to make it a 24-3 game with 6:00 in the third quarter. Georgia Tech would make it interesting across the end of the third and start of the fourth, tallying 14 unanswered following a one-yard rush by quarterback Haynes King with 2:07 left in the third, and a 15-yard pass from King to Eric Singleton Jr. to make it a 24-17 game with 10:31 to go.

From there, however, the Ole Miss aerial attack took back the game for good. A 40-yard bomb from Dart to wideout Dayton Wade opened the floodgates, leading to a 45-yard field goal from Caden Davis with 7:45 left to make it 27-17. Dart found Jordan Watkins on a long 68-yard touchdown strike to put Ole Miss up 34-17 with 5:59 to play.

The Rebels weren't done there either, as another fourth down stop by the Ole Miss defense led to a second deep pass to Wade, this time a 43-yard connection to the 1-yard line that led to a Quinshon Judkins touchdown.

Tech added a 14-yard touchdown pass from King to Avery Boyd with 1:34 to play, making it a 41-23 game, but Ole Miss put the game out of reach, 48-23, following a 36-yard scoring burst from Matt Jones with 49 seconds to go — his third career score in just nine carries as a Rebel.

Georgia Tech	0	3	7	13	23
Ole Miss	10	0	14	24	48
<b>1st Quarter</b>					<b>GT-OM</b>
12:38 OM	C. Davis 47 yd field goal				0-3
3:02 OM	J. Dart 1 yd run (C. Davis kick)				0-10
<b>2nd Quarter</b>					
1:09 GT	A. Birr 22 yd field goal				3-10
<b>3rd Quarter</b>					
9:45 OM	U. Bentley IV 21 yd run (C. Davis kick)				3-17
6:00 OM	J. Dart 6 yd run (C. Davis kick)				3-24
2:07 GT	H. King 1 yd run (A. Birr kick)				10-24
<b>4th Quarter</b>					
10:31 GT	E. Singleton Jr. 15 yd pass from H. King (A. Birr kick)				17-24
7:45 OM	C. Davis 45 yd field goal				17-27
5:59 OM	J. Watkins 68 yd pass from J. Dart (C. Davis kick)				17-34
3:40 OM	Q. Judkins 1 yd run (C. Davis kick)				17-41
1:34 GT	A. Boyd 14 yd pass from H. King (failed 2-pt conversion)				23-41
0:49 OM	M. Jones 36 yd run (C. Davis kick)				23-48

<b>Team Stats</b>	<b>GT</b>	<b>OM</b>	<b>Individual Leaders</b>
First Downs	26	19	<b>Rushing</b>
Rushes-Yards	47-167	37-299	OM: J. Dart, 14-136 (2 TD)
Passing Yards	307	251	U. Bentley IV, 6-61 (1 TD)
Comp.-Att.-Int.	28-42-0	10-19-0	GT: J. Haynes, 19-72
Total Plays-Yards	89-474	56-550	<b>Passing</b>
Fumbles-Lost	1-0	0-0	OM: J. Dart, 10-18-251 (1 TD)
Penalties-Yards	0-0	5-40	GT: H. King, 28-41-307 (2 TD)
Punt Returns-Avg.	0-0	0-0	<b>Receiving</b>
KO Returns-Avg.	1-16.0	2-23.5	OM: J. Watkins, 4-119 (1 TD)
Interceptions	0	0	D. Wade, 3-86
Possession Time	39:17	20:43	GT: E. Singleton Jr., 5-97 (1 TD)
3rd Down Conv.	11-20	5-10	
4th Down Conv.	2-5	1-2	

**GAME FOUR**  
#12 ALABAMA 24, #15 OLE MISS 10

**Sept. 23, 2023**  
**Attendance: 100,077 • Bryant-Denny Stadium • Tuscaloosa, Ala.**

TUSCALOOSA, Ala. — No. 15 Ole Miss held a halftime lead against No. 12 Alabama, but the Crimson Tide pulled away in the second half to win a hard-fought 24-10 slugfest at Bryant-Denny Stadium on Saturday.

The Rebels (3-1, 0-1 SEC) were evenly matched with the Tide (3-1, 1-0 SEC), but Alabama was able to grind Ole Miss down in the late stages of the tug-of-war, winning the second half 18-3 to hand Ole Miss its first loss of the season.

After an opening drive that stalled out in just five plays for the Rebels, Alabama picked up the first points of the day on their opening drive, as Will Reichard knocked down a 48-yard field goal.

It didn't take long for Ole Miss to answer back, as the offense drove 75 yards down the field in under four minutes and scored the first touchdown of the day on the ensuing drive. Dart opened the drive with a 40-yard pass to Dayton Wade and would end up scoring by himself on a 10-yard touchdown run up the middle. It was his third rushing touchdown of the season, a new single-season career high for the junior.

Three drives later, Alabama marched 66 yards down the field looking to score until Zamari Walton grabbed his first interception in a Rebel uniform, picking off Jalen Milroe in the endzone.

A blocked punt at the end of Ole Miss' next drive would give the Crimson Tide the ball back at the Rebel one yardline, but the Ole Miss defense was able to rise to the occasion once again. A fumbled snap and back-to-back sacks from Jamond Gordon and Ladarius Tennison held Alabama to just a field goal.

Caden Davis missed a 34-yard field goal with 13 seconds left in the half, but Ole Miss would go into the halftime break with a 7-6 lead.

The Ole Miss defense racked up four sacks, held the Crimson Tide to just 115 yards, and did not allow a touchdown in the opening half for the second time in as many games.

Alabama opened the second half with another Reichard field goal, this time from 23 yards out to give the Tide the lead. A Dart interception at the far end of the field on the next drive would lead to a Jalen Hale 33-yard touchdown from Milroe. Alabama would get the two-point conversion and take a 17-7 lead with 6:29 to play in the third quarter.

Ole Miss scored its only points of the second half on a Caden Davis 35-yard field goal that made it 17-10 as the teams headed to the final quarter of play.

Alabama opened the fourth quarter with its second touchdown of the game, going 75 yards in six plays and taking a 24-10 lead on an eight-yard Jase McClellan scoring run. The Crimson Tide put up 241 yards of offense and 18 total points in the second half.

The Rebels went 55 yards on 15 plays during their final drive of the game, but would end up turning the ball over on downs with just 2:06 left to play.

Ole Miss	7	0	3	0	10
Alabama	3	3	11	7	24
<b>1st Quarter</b>					<b>UA-OM</b>
6:57 UA	W. Reichard 48 yd field goal				3-0
3:55 OM	J. Dart 10 yd run (C. Davis kick)				3-7
<b>2nd Quarter</b>					
5:42 UA	W. Reichard 40 yd field goal				6-7
<b>3rd Quarter</b>					
11:09 UA	W. Reichard 40 yd field goal				9-7
6:29 UA	J. Hale 33 yd pass J. Milroe (W. Reichard kick)				17-7
0:34 OM	C. Davis 35 yd field goal				17-10
<b>4th Quarter</b>					
12:10 UA	J. McClellan 8 yd run (W. Reichard)				17-24

<b>Team Stats</b>	<b>OM</b>	<b>UA</b>	<b>Individual Leaders</b>
First Downs	17	20	<b>Rushing</b>
Rushes-Yards	29-56	45-131	OM: Q. Judkins, 13-58 (0 TD)
Passing Yards	245	225	J. Dart, 12-33 (1 TD)
Comp.-Att.-Int.	21-36-1	17-21-1	UA: J. McClellan, 17-106 (1 TD)
Total Plays-Yards	65-301	66-356	<b>Passing</b>
Fumbles-Lost	2-0	1-0	OM: J. Dart, 20-35-244 (0 TD)
Penalties-Yards	8-69	6-60	UA: J. Milroe, 17-21-225 (1 TD)
Punt Returns-Avg.	0-0	1-4.0	<b>Receiving</b>
KO Returns-Avg.	2-26.0	0-0	OM: D. Wade, 5-88 (0 TD)
Interceptions	13.0	0	J. Watkins, 9-57
Possession Time	25:37	34:23	UA: J. Hale, 2-63 (1 TD)
3rd Down Conv.	3-14	6-13	
4th Down Conv.	3-4	0-0	



**GAME FIVE**  
**#20 OLE MISS 55, #12 LSU 49**

**Sept. 30, 2023**  
**Attendance: 66,703 • Vaught-Hemingway Stadium • Oxford, Miss.**

**OXFORD, Miss.** — The stars were aligned for Ole Miss on Saturday night. A full moon. An electric, record crowd of 66,703. A powerful offensive attack. And a little bit of luck, as LSU quarterback Jayden Daniels' potential game-winning pass into the endzone fell incomplete, sealing a 55-49 Rebel victory over the 12th-ranked Tigers.

Ole Miss (4-1, 1-1 SEC) and LSU (3-2, 2-1 SEC) combined for a mind-boggling 104 points and 1,343 yards, but it all came down to that final play with five seconds on the clock and the Tigers in position to win on a walk-off touchdown in the endzone. Ole Miss safety Daijahn Anthony had different ideas, though, as he broke up the potential 26-yard game-winner, putting all 66,703 in attendance into a frenzy as the celebration was underway.

The tale of the tape on this one was lengthy. The 55 Rebel points stand as the most scored against an AP ranked opponent in Ole Miss history, the combined point total of 104 stands as the third-most in conference history between two SEC opponents, and the 1,343 yards of total offense stands as the fifth-most in the history of the SEC — the most since 2020.

This game stands out in the Rebel record books as well, with Ole Miss' 706 yards of total offense ranking sixth all-time — giving head coach Lane Kiffin four of the six 700-yard games in program history.

LSU tallied 637 total yards with Daniels ending the day with 513 yards of total offense and five touchdowns, but the Rebels used a complete team effort to emerge victorious.

Ole Miss received a brilliant outing from starting quarterback Jaxson Dart, who ended the day 26-of-39 for a season-high 389 yards and four touchdowns. He was effective on the ground as well with 50 yards and a touchdown, but it was a breakout day by sophomore running back Quinshon Judkins that helped the Rebel offense keep LSU guessing, ending the day with 177 yards and one touchdown on 33 carries while adding a touchdown catch as well.

The Ole Miss offensive line did not allow a single sack, four different Rebels caught a touchdown, three different runners ran one in, and wideouts Tre Harris (eight catches, 153 yards, one TD) and Jordan Watkins (five catches, 103 yards, one TD) combined for 266 yards and two scores to compliment Dart and Judkins for Ole Miss' all-around effort.

LSU	7	21	14	7	49
Ole Miss	21	10	3	21	55
<b>1st Quarter</b>					
10:25	OM	Q. Judkins 4 yd pass from J. Dart (C. Davis kick)			0-7
4:00	OM	U. Bentley IV 43 yd run (C. Davis kick)			0-14
1:25	LSU	B. Thomas Jr. 20 yd pass from J. Daniels (D. Ramos kick)			7-14
0:12	OM	J. Watkins 63 yd pass from J. Dart (C. Davis kick)			7-21
<b>2nd Quarter</b>					
12:46	LSU	L. Diggs 1 yd run (D. Ramos kick)			14-21
8:10	OM	D. Wade 15 yd pass from j. Dart (C. Davis kick)			14-28
4:30	LSU	B. Thomas Jr. 11 yd pass from J. Daniels (D. Ramos kick)			21-28
1:42	OM	C. Davis 28 yd field goal			21-31
0:58	LSU	K. Lacy 29 yd pass from J. Daniels (D. Ramos kick)			28-31
<b>3rd Quarter</b>					
11:30	LSU	J. Daniels 1 yd run (D. Ramos kick)			35-31
8:20	OM	C. Davis 48 yd field goal			35-34
3:41	LSU	L. Diggs 12 yd run (D. Ramos kick)			42-34
<b>4th Quarter</b>					
14:13	OM	Q. Judkins 11 yd run (C. Davis kick)			42-40
8:34	LSU	B. Thomas Jr. 34 yd pass from J. Daniels (D. Ramos kick)			49-40
5:06	OM	J. Dart 1 yd run (C. Davis kick)			49-47
0:39	OM	T. Harris 13 yd pass from J. Dart (C. Davis kick)			49-55

Team Stats	LSU	OM	Individual Leaders
First Downs	34	32	<b>Rushing</b>
Rushes-Yards	37-223	49-317	OM: Q. Judkins, 33-180 (1 TD)
Passing Yards	414	389	U. Bentley IV, 9-90 (1 TD)
Comp.-Att.-Int.	27-38-0	26-39-0	LSU: L. Diggs, 19-101 (2 TD)
Total Plays-Yards	75-637	88-706	<b>Passing</b>
Fumbles-Lost	1-1	0-0	OM: J. Dart, 26-39-389 (4 TD)
Penalties-Yards	6-35	11-121	LSU: J. Daniels, 27-36-414 (4 TD)
Punt Returns-Avg.	0-0	1-3.0	<b>Receiving</b>
KO Returns-Avg.	2-16.5	2-12.5	OM: T. Harris, 8-153 (1 TD)
Interceptions	0	0	J. Watkins, 5-103 (1 TD)
Possession Time	29:17	30:43	LSU: B. Thomas Jr., 8-124 (3 TD)
3rd Down Conv.	5-10	9-16	
4th Down Conv.	0-0	2-3	