



2023 TEXAS A&M FOOTBALL

GAME 5: vs. ARKANSAS -- SATURDAY, SEPT. 30, 2023

GAME TIME: 11 a.m. CT | SITE: AT&T Stadium - Arlington, Texas | TV: SEC Network



TWITTER: @AGGIEFOOTBALL

INSTAGRAM: @AGGIEFOOTBALL

FACEBOOK: /AGGIEFOOTBALL

#GIGEM

2023 SCHEDULE

SEP. 2

NEW MEXICO

W, 52-10 | 6 p.m. | ESPN
Kyle Field | Bryan-College Station, Texas

SEP. 9

at Miami

L, 33-48 | 2:30 p.m. | ABC
Hard Rock Stadium | Miami Gardens, Fla.

SEP. 16

ULM

W, 47-3 | 3 p.m. | SEC Network
Kyle Field | Bryan-College Station, Texas

SEP. 23

AUBURN

W, 27-10 | 11 a.m. | ESPN
Kyle Field | Bryan-College Station, Texas

SEP. 30

vs. Arkansas

11 a.m. | SEC Network
AT&T Stadium | Arlington, Texas

OCT. 7

ALABAMA

TBA | TBA
Kyle Field | Bryan-College Station, Texas

OCT. 14

at Tennessee

TBA | TBA
Neyland Stadium | Knoxville, Tenn.

OCT. 28

SOUTH CAROLINA

TBA | TBA
Kyle Field | Bryan-College Station, Texas

NOV. 4

at Ole Miss

TBA | TBA
Vaught-Hemingway Stadium | Oxford, Miss.

NOV. 11

MISSISSIPPI STATE

TBA | TBA
Kyle Field | Bryan-College Station, Texas

NOV. 18

ACU

11 a.m. | SEC Network+
Kyle Field | Bryan-College Station, Texas

NOV. 25

at LSU

TBA | TBA
Tiger Stadium | Baton Rouge, La.



ARKANSAS RAZORBACKS

2023 TEAM RECORD: 2-2

2023 CONFERENCE RECORD: 0-1 (SEC)

RANKING: AP: NR / Coaches: NR

LAST GAME: Sept. 23
No. 12 LSU 34, Arkansas 31

HEAD COACH: Sam Pittman (Pittsburg St. '86)
Overall Record 21-19 (4th Season)
at Arkansas same
vs. Texas A&M 1-2

WHAT TO WATCH FOR

- The Aggies and Razorbacks meet for the 80th time in program history Saturday and the 12th time at AT&T Stadium as A&M has claimed 10 of the last 11 matchups with Arkansas.
- Sophomore WR Evan Stewart returned to action against Auburn, catching all three passes that came his way, including a 37-yard touchdown grab early in the second half ... Stewart ranks 16th in the country and fifth in the SEC with 102.3 yards per game this season after starting the year with back-to-back 100-yard games.
- Graduate WR Aini Smith led the receiving corps for the second week in a row with five catches for 78 yards, tallying 44 yards after the catch ... Smith is just 116 receiving yards away from 2,000 for his career after recently joining the 3,000 all-purpose yards club against ULM.
- Sophomore QB Conner Weigman has registered a pair of 300-yard passing games this season and is tied for eighth in the SEC, averaging 244.8 yards per game ... His eight touchdown passes on the year are good for fifth in the league.
- Junior LB Edgerrin Cooper is tied for 13th in the country with 7.0 tackles for loss this season after posting 3.0 for the second this season in the win over Auburn ... As a unit, the linebackers accounted for 4.0 of the team's 7.0 sacks and 8.0 of the team's 15.0 TFL against the Tigers.
- The Aggie defense has shut down opponents on third down early this season, ranking second nationally and leading the SEC with a 20.4 opponent conversion percentage ... The unit is also tied for seventh in the country allowing just 14.0 first downs per game.
- A&M held its opponent under 100 yards through the air for the second straight week as it limited Auburn to just 56 passing yards ... After putting up impressive numbers in each category in the Week 4 victory, the Aggies are currently tied for 10th in the country with 34.0 TFL and 19th with 13.0 sacks, while also ranking 13th with 19 breakups on the year.

TEXAS A&M AGGIES



2023 TEAM RECORD: 3-1

2023 CONFERENCE RECORD: 1-0 (SEC)



RANKING: AP: RV / Coaches: RV

LAST GAME: Sept. 23
Texas A&M 27, Auburn 10

HEAD COACH: Jimbo Fisher (Salem Univ. '90)
Overall Record 125-45 (14th Season)
at Texas A&M 42-22 (6th Season)
vs. Arkansas 3-1

QUICK HITS

- With the Aggies up by just a field goal at the half, sophomore QB Max Johnson spelled an injured Conner Weigman in the second half against Auburn and quickly connected on a pair of touchdowns in the third quarter, finding his brother, Jake, on a 22-yard strike and dropping a 37-yard pass, A&M's longest TD pass on the year, right into the hands of sophomore WR Evan Stewart in the back of the end zone as he finished the win 7-of-11 for 123 yards.
- The running back tandem of junior Amari Daniels and sophomore Le'Veon Moss impressed in the win over Auburn as they each set new career marks in the game and currently rank among the top 11 backs in the SEC averaging 58.5 and 56.3 yards per game, respectively.
- With a catch against Arkansas, graduate WR Aini Smith would extend his streak of games with at least one catch to 32 games ... It is the longest streak of games with at least one catch for an Aggie since Christian Kirk had a string of 39 games from 2015-17.
- As a unit, the Aggie offense boasts one of the most successful scoring rates in the red zone, ranking 10th nationally and first in the SEC converting on 95.2-percent of its chances ... The top-20 passing offense averages 301.8 yards through the air per game, while A&M's 12 passing touchdowns are tied for ninth in the country.
- True freshman LB Taurean York had a breakout game against Auburn, tallying 11 tackles, including 2.0 for loss ... York leads all Power 5 true freshman linebackers with 22 tackles on the season and ranks fifth among all true freshman defensive players.
- Junior PK Randy Bond made it back-to-back weeks with a 50-plus yard field goal when he sailed a 51-yarder through the uprights to put the Aggies on the board in the first quarter ... He ranks fourth in the nation with 44 total points and sixth in the country averaging 11.0 points per game ... Ranking in the top two in total points and points per game, Bond also leads the league with nine made field goals on the year.
- Quick starts have been a harbinger of Aggie victories in the Jimbo Fisher era ... The Aggies are 33-5 when scoring first and are 31-2 when leading after the first quarter.



SETTING THE SCENE:

TEXAS A&M vs. ARKANSAS

KICKOFF

11 a.m. CT

SITE

AT&T Stadium (capacity: 80,000)
Arlington, Texas

RANKINGS

Texas A&M: RV (AP) | RV (Coaches)
Arkansas: NR (AP) | NR (Coaches)

TELEVISION

SEC Network (National)
Dave Neal, play-by-play
Matt Stinchcomb, analyst
Alyssa Lang, sideline

RADIO

HOME TEAM BROADCAST
SiriusXM: 137 or 192

ESPN RADIO (National)
Mike Couzens, play-by-play
Max Starks, analyst
Mike Peasley, sideline

TEXAS A&M RADIO NETWORK (Regional)
The Texas A&M Radio Network provides coverage via nearly 60 stations across the state of Texas. For a complete list of affiliates, please go to 12thMan.com.

Andrew Monaco, play-by-play
Dave Elmendorf, analyst
Will Johnson, sideline

TEXAS A&M SPANISH NETWORK (Regional)
Texas A&M's Spanish broadcast can be heard on KLAT 1010 AM in Houston and locally on KNDE-3 102.7 FM.

Michel Gonzalez, play-by-play
Pedro Luna, play-by-play/analyst
Alejandra Dorbecker, analyst

MILESTONES TO WATCH FOR

- Graduate WR Ainiyas Smith aims to continue his climb through the A&M record books and is in need of just two receiving touchdowns to move into the top five all-time, currently sitting in a tie for seventh with Mike Evans (2012-13) at 17 scoring receptions.
- Smith is just three catches away from passing Jhamon Ausbon (2017-19) on the Aggies' career receptions list as Smith has tallied 145 catches to-date.
- Already sitting in eighth all-time at A&M with 1,884 career receiving yards, Smith is in need of 116 yards through the air to become the eighth Aggie in program history to reach the 2,000 yard mark.
- Smith is 12 punt return yards away from moving into eighth on A&M's all-time career list ... His 123 all-purpose yards against Auburn helped him make the jump to 17th on A&M's career list as he upped his total to 3,182, and he is currently 176 yards away from breaking into the top 15.
- Sophomore QB Conner Weigman cracked the top 20 on A&M's all-time career passing touchdowns list in just seven career appearances and enters Week 5 in need of two touchdown passes to match Mark Farris' (1999-00) 18 career TD passes ... He is seven scoring strikes away from making his way into the top 15.
- Weigman is also just eight completions away from making his way into the top 25 of A&M's career list with 155 entering the game, as he chases Lex James' (1970-72) mark of 162 career completions.
- Junior WR Moose Muhammad III is on the verge of moving into the top 20 of A&M's all-time career receiving touchdowns list with nine career scoring receptions, while he is also 178 receiving yards away from reaching the 1,000-yard mark for his career.
- Sophomore WR Evan Stewart, who started the season with back-to-back 100-yard games, needs just 44 receiving yards to reach 1,000 for his career and 10 receptions to crack A&M's all-time top 30.

SWISS ARMY KNIFE

- Graduate WR Ainiyas Smith has been called a "Swiss Army Knife" by head coach Jimbo Fisher because of his do-it-all ability on the field.
- Smith recorded the fifth 100-yard game of his career when he led the offense with 127 yards on seven catches in the win over ULM.
- Smith has etched his name into Aggie history as he has climbed into the top 10 on A&M's career receiving touchdowns (17), receiving yards (1,884), receptions (146) and punt return (70-637) lists, while also recently becoming the 20th Aggie in program history to rack up 3,000 all-purpose yards in their career.
- Dating back to the 2019 LSU game, Smith has caught a pass in 31 consecutive games ... This streak is the 10th-longest active streak in the nation, sixth among Power 5 receivers, while it is also the longest streak by an Aggie since Christian Kirk (2015-17) had a string of 39 games.
- Smith has recorded seven multi-touchdown games in his career, catching multiple TD passes in a game five times ... Against Sam Houston last season, Smith hauled in a 63-yard scoring pass to put the Aggies up 17 points at the half and extended the lead in the fourth quarter with a 43-yard TD grab.

2023 SEC STANDINGS

EAST	SEC	ALL
Florida	1-0	3-1
Georgia	1-0	4-0
Kentucky	1-0	4-0
Missouri	0-0	4-0
South Carolina	1-1	2-2
Tennessee	0-1	3-1
Vanderbilt	0-1	2-3

WEST	SEC	ALL
LSU	2-0	3-1
Alabama	1-0	3-1
TEXAS A&M	1-0	3-1
Arkansas	0-1	2-2
Auburn	0-1	3-1
Ole Miss	0-1	3-1
Mississippi State	0-2	2-2

A&M IN THE POLLS

	AP	COACHES
Preseason	23	25
Week 1	23	25
Week 2	23	25
Week 3	NR	RV
Week 4	NR	RV
Week 5		
Week 6		
Week 7		
Week 8		
Week 9		
Week 10		
Week 11		
Week 12		
Week 13		

BRYAN-COLLEGE STATION IS THE HOME OF TEXAS A&M ...

On August 20, 2020 the Texas A&M Board of Regents voted and approved the use of "Bryan-College Station" as the home of Texas A&M University. "Bryan-College Station" should be used to reference all sporting events, academic events, press releases, marketing collateral, letterhead, and other representations of Texas A&M University and The Texas A&M University System where a specific postal address is not required.

Aggieland has grown beyond the boundaries of any one municipality. College Station is known as the "Home of Texas A&M University", but the City of College Station and the City of Bryan have had an entwined history since the City of College Station was incorporated in 1938. Bryan and Texas A&M University's historical ties go back to 1871, when Bryan was incorporated and the Texas Legislature established the Agricultural and Mechanical College of Texas.

The former Bryan Air Force Base was operated as the Texas A&M University Research and Extension Center for a quarter of a century before being designated as the Texas A&M University Riverside Campus in 1988, and the Texas A&M University Riverside Campus grew into the Texas A&M University Research Annex before transforming into the RELLIS Campus in 2016. The RELLIS Campus is home to Texas A&M University System entities including ten regional universities, the Texas A&M Engineering Extension Service (TEEX), the Texas A&M Engineering Experiment Station (TEES) and the Texas A&M Transportation Institute (TTI). In 2007, the City of Bryan gifted more than 200 acres to the Texas A&M University Health Science Center.

Recognizing that over the past decade, Texas A&M University and the Texas A&M University System have expanded into the City of Bryan with seven Texas A&M University System colleges, ten Texas A&M University System universities and multiple Texas A&M University System state agencies on more than 2,200 acres with more than \$1 billion in investment, the Board of Regents voted to recognize the long history and partnership between the City of Bryan, the City of College Station and both Texas A&M University and The Texas A&M University System.

2

AGGIE FOOTBALL | HOME OF THE 12TH MAN

A&M RECORD WATCH

CAREER RECEIVING TDS

3	Christian Kirk (2015-17)	26
4	Ryan Swope (2009-12)	24
5	Uzoma Nwachukwu (2009-12)	19
	Bob Long (1966-68)	19
7	Ainias Smith (2019-p)	17
	Mike Evans (2012-13)	17
14	Quartney Davis (2017-19)	11
	Bethel Johnson (1999-02)	11
	Jeff Nelson (1982-85)	11
	Don Jones (1980-83)	11
18	Six Aggies	10
24	Moose Muhammad III (2021-p)	9
	Speedy Noil (2014-16)	9
	Jimmy Teal (1982-84)	9

CAREER RECEIVING YARDS

4	Josh Reynolds (2014-16)	2,788
5	Terrence Murphy (2001-04)	2,600
6	Mike Evans (2012-13)	2,499
7	Uzoma Nwachukwu (2009-12)	2,239
8	Ainias Smith (2019-p)	1,884

CAREER RECEPTIONS

6	Uzoma Nwachukwu (2009-12)	152
7	Mike Evans (2012-13)	151
8	Malcome Kennedy (2011-14)	150
9	Jhamon Ausbon (2017-19)	147
10	Ainias Smith (2019-p)	145

CAREER PASSING TOUCHDOWNS

15	Randy McCown (1996-99)	22
16	Lance Pavlas (1987-90)	20
17	Zach Calzada (2019-21)	19
	Trevor Knight (2016)	19
19	Mark Farris (1999-02)	18
20	Conner Weigman (2022-p)	16

CAREER PUNT RETURN YARDS

		Ret-Yds
6	Christian Kirk (2015-17)	37-814
7	Jimmie Hawkins (1982-85)	87-750
8	Billy Cannon (1980-83)	86-649
9	Ainias Smith (2019-p)	70-637

CAREER ALL-PURPOSE YARDS

	Rush	Rec	PR	KR	Tot
14	Dick Todd (1939-38)	1,556	193	488	1,147 3,384
15	Trey Williams (2012-14)	1,343	330	1,684	0 3,357
16	Christine Michael (2009-12)	2,791	323	217	0 3,331
17	Ainias Smith (2019-p)	389	1,884	637	272 3,182

- A true quadruple threat, Smith has gained more than 250 yards as a rusher (389), receiver (1,884), punt returner (637) and kick returner (272) ... Among Aggies already in the 3,000-yard club, only six players even have stats in all four categories and just two -- Dante Hall and Larry Stegent -- had 250+ in all four.

- Smith is one of two players in SEC history to rack up 1,000 receiving yards while also gaining 250+ yards as a rusher and returner (punt and kickoff) ... The other is Kentucky's Randall Cobb, who posted 1,661 receiving yards along with 1,313 rushing yards, 619 punt return yards and 1,081 kickoff return yards from 2008-10.

WEIGMAN TAKES OVER AS QB1

- Sophomore Conner Weigman was officially named QB1 ahead of the season opener after logging four starts toward the end of the season in 2022.
- Weigman made it back-to-back 300-yard passing games, three for his career, after tallying 336 at Miami and racking up 337 against ULM ... Weigman also finished the ULM game 25-of-29 passing for a school record 86.2 completion percentage.
- Spearheading the highly productive Aggie offense, Weigman has helped the team rank in the top-20 in the country in scoring offense (39.8 ppg) and passing offense (301.8 ypg), while sitting in a tie for 16th with 55 passing first downs.

- Weigman put on a show against New Mexico, connecting on five touchdown passes and finishing the opener going 18-of-23 for 236 yards through the air ... His five touchdown passes were the most in regulation by an Aggie QB since Johnny Manziel (2012-13) threw five touchdown passes against Mississippi State in 2013 and the tally is tied for fifth on A&M's single-game chart.

- Weigman cracked the top 20 on A&M's all-time career passing touchdowns list in just seven career appearances and is just two scoring passes away from moving into 19th all-time.

- Entering the season, Weigman was the only SEC quarterback with at least 85 pass attempts that had not thrown a pick ... Despite ending his streak at Miami, he now holds the A&M all-time record with 179 consecutive attempts without a turnover.

- Making his first career start against No. 15 Ole Miss, Weigman put up 338 yards on 28-of-44 passing and four touchdowns ... His passing yards were the most in a game by a true freshman in program history and his four passing TDs were the most by any A&M freshman.

- Weigman made his collegiate debut in the fourth quarter of the 2022 South Carolina game, finishing with 91 yards on 8-of-15 passing.

- Weigman was a highly touted prospect out of Bridgeland High School and was rated the No. 1 quarterback by Rivals and ESPN ... He was named a 2022 Under Armour All-American and was a multi-sport athlete that was also rated as one of the top baseball prospects in Texas.

STEWART MAKES IMPACT

- Sophomore WR Evan Stewart has become a favorite target for Aggie quarterbacks after making an immediate impact in his debut season and continuing to shine this year.

- Stewart made it back-to-back 100-yard games as he set career highs with 11 catches for 142 yards against Miami ... He became the first A&M receiver to catch 10-plus passes in a game since the 2017 season and the first to record back-to-back 100-yard games since the 2019 season.

- Stewart started his sophomore season in a big way, registering the third 100-yard game and first multi-touchdown game of his career, racking up 115 yards on eight catches and a pair of touchdown receptions.

- Stewart ranked eighth among all SEC receivers, averaging 64.9 yards per game last season, which led all FBS freshmen nationally ... He was also tied for 10th overall and led all freshmen in the league with 53 receptions.

- As a newcomer, he registered two 100-yard games, catching eight passes for 106 yards at Alabama and

eclipsing the century mark with 120 yards on eight receptions against Florida.

- Stewart scored the first touchdown of this career on a 10-yard grab to put the Aggies on the board in the win over No. 10 Arkansas.

- A highly-touted recruit in A&M's top 2022 signing class, Stewart was an Under Armour All-American that was also a track standout ... He earned top-two finishes at the Texas 5A state championships in the long jump and triple jump, while also helping his 4x400m and 4x200m relay teams to medal finishes.

MOOSE STEPPING UP

- With the Aggies looking for a spark at wide receiver after the loss of senior leader Ainias Smith to injury last season, junior WR Moose Muhammad III stepped up and consistently produced for the Aggies.

- Muhammad put his dependability on display in the season opener, catching all three passes that came his way, including a 12-yard touchdown grab midway through the fourth quarter.

- He registered the second 100-yard game of his career, racking up 112 yards on eight catches, including a 3-yard touchdown reception, against Ole Miss.

- In his second career start last season at Mississippi State, Muhammad led the Aggies with 119 receiving yards on six receptions, also grabbing his first TD catch of the 2022 season.

- On the season, Muhammad's 61.0 receiving yards per game in 2022 were good for 11th among SEC receivers.

- He is the son of longtime NFL wide receiver Muhsin Muhammad II, who enjoyed a 14-year professional career with the Carolina Panthers and Chicago Bears from 1996-2009. He was a two-time Pro Bowler and earned first-team AP All-Pro honors in 2004 when he led the NFL with 1,405 yards and 16 receiving TDs on 93 catches.

MAROON GOONS

- The Texas A&M offensive line returns great experience from last season ... Led by graduate Layden Robinson, who has been a staple at right guard over the last two seasons, the Aggies return three of five starters from a year ago.

- The Aggies rank fourth in the SEC, only allowing 6.0 sacks so far this season ... They are also among the top-five in the league, allowing 18.0 TFL on the year.

- Robinson is in his third year as a starter after helping clear the way for one of the top running back tandems in the nation in 2021 and a 1,000-yard rusher last season.

- The Aggies have seen Robinson, Trey Zuhn III, Mark Nabou Jr. and Chase Bisontis start all four games so far this season, while Bryce Foster, Kam Dewberry and Dametrious Crowner have had key roles on the line early on.

SEASONED SECONDARY

- A&M boasts a seasoned secondary that is led by fifth-year starter Demani Richardson who has started a team-best 46 games ... Juniors Jardin Gilbert and Tyreek Chappell each made double-digit starts in 2022.

- Graduate transfer Josh DeBerry burst on the scene in the season opener, filling out the stat sheet and leading the way in his first game in the Maroon & White ... DeBerry matched his single-game career highs from Boston College with 10 tackles, a solo sack, a pick and a hurry.

- A&M is first in the SEC with 19 pass breakups on the season, while DeBerry leads the way as he is tied for second among league players with six passes defended and Chappell is tied for eighth in the SEC with three breakups on the year.

- Under Coach Fisher, the Aggies have limited their opponent to less than 100 passing yards on 10 occasions, recently holding Auburn to just 56 yards through the air in the SEC opener after allowing just 95 passing yards in the win over ULM.

- The A&M defense finished the 2022 season with the No. 1 passing defense in the nation as it gave up just 156.2 yards through the air, including an average of 5.7 yards per

AGGIES IN THE NFL

De'Von Achane	RB	Miami Dolphins
Bobby Brown III	DL	Los Angeles Rams
Micheal Clemons	DL	New York Jets
Tyrel Dodson	LB	Buffalo Bills
Jermaine Eluemunor	OL	Las Vegas Raiders
Justin Evans	DB	Philadelphia Eagles
Mike Evans	WR	Tampa Bay Buccaneers
Myles Garrett	DL	Cleveland Browns
Kenyon Green^	OL	Houston Texans
Germain Ifedi	OL	Detroit Lions
Antonio Johnson Jr.	DB	Jacksonville Jaguars
Jaylon Jones	DB	Indianapolis Colts
Christian Kirk	WR	Jacksonville Jaguars
DeMarvin Leal	DL	Pittsburgh Steelers
Justin Madubuike	DL	Baltimore Ravens
Jake Matthews	OL	Atlanta Falcons
Erik McCoy	OL	New Orleans Saints
Von Miller	LB	Buffalo Bills
Dan Moore Jr.	OL	Pittsburgh Steelers
Jayden Peevy	DL	Tennessee Titans
Josh Reynolds	WR	Detroit Lions
Isaiah Spiller	RB	Los Angeles Chargers
Ryan Tannehill	QB	Tennessee Titans
Trayveon Williams	RB	Cincinnati Bengals
Donovan Wilson	DB	Dallas Cowboys

^ denotes injured reserve; * denotes practice squad

AGGIE NFL COACHES

Dennis Allen	New Orleans Saints
	Head Coach
Dan Campbell	Detroit Lions
	Head Coach
Aaron Glenn	Detroit Lions
	Defensive Coordinator
Michael Hodges	New Orleans Saints
	Linebackers
Johnny Holland	San Francisco 49ers
	Run Game Specialist/Linebackers
Jerrod Johnson	Houston Texans
	Quarterbacks
Klint Kubiak	San Francisco 49ers
	Offensive Passing Game Specialist
Don Muhlbach	Detroit Lions
	Special Asst. to the GM
DeAndre Thompson	Detroit Lions
	Defensive Quality Control
Billy Yates	New England Patriots
	Assistant, Offensive Line

AGGIE NFL STRENGTH COACHES

Monty Gibson	Cleveland Browns
	Asst. Strength & Conditioning
Larry Jackson	Cleveland Browns
	Director of Strength & Conditioning

pass which ranked fourth nationally ... The Aggies also boasted a top-25 scoring defense, which was fourth among SEC teams, allowing 21.2 points per game.

- Richardson leads all defensive players with two career touchdowns, both coming in 2022 ... He and junior DB Tyreek Chappell teamed up against Arkansas for the Aggies' first defensive touchdown of the season after Chappell scooped up a loose fumble and later handed it off to Richardson, who took it 82 yards to the house and he capped off the season recovering a fumble and bringing it 27-yards to the house against LSU.

DEPTH ON THE D-LINE

- After entering the 2022 season with little experience but an abundance of talent on the defensive line, the group has remained intact for the 2023 season and has a full season of experience together under its belt.
- The line has been successful in limiting the run game early this season, holding both New Mexico (91) and Miami (77) to less than 100 yards on the ground, marking the first time the Aggies have done so since the 2021 season when they kept Missouri (98), South Carolina (71) and Auburn (73) under the century mark in consecutive games.
- As a unit the defensive line has been a key part of the Aggies' success in shutting down their opponents on third downs as they lead the league and rank third nationally allowing just seven conversions on 34 attempts this season, good for a 20.6 conversion percentage.
- Senior McKinley Jackson and junior Shemar Turner have logged the most starts on the line and bring great versatility in their abilities or play both inside and outside ... While Jackson serves as a disruptive pass rusher, Turner has shown great consistency this year in getting to the quarterback and creating turnovers, recording at least 1.0 tackle for loss in all four games and sitting in a tie for first in the SEC with two forced fumbles and a tie for fifth with 3.0 sacks.
- In their debut seasons in 2022, Shemar Stewart, LT Overton and Walter Nolen made an immediate impact as each Aggie appeared in at least 11 of the team's 12

AGGIE GRADS

Throughout his career, head coach Jimbo Fisher has seen 179 of his student-athletes earn their degrees ... This season, a total of 18 Aggies will wear the SEC graduate patch on their jersey.

NAME	DEGREE	GRADUATION
Garrett Townsend	University Studies - Business	Texas A&M (August 2023)
Sam Mathews	University Studies - Business	Texas A&M (May 2023)
Will Smoot	Biomedical Sciences	Texas A&M (May 2023)
Earnest Crownover	University Studies - Business	Texas A&M (December 2022)
Layden Robinson	Communication	Texas A&M (December 2022)
Ainias Smith	University Studies - Business	Texas A&M (December 2022)
Micaiah Overton	Studio and Digital Arts	Texas A&M (August 2022)
Nik Constantinou	University Studies, Leadership	Texas A&M (August 2022)
Max Wright	University Studies, Architecture	Texas A&M (August 2022)
Alex Zettler	Sport Management	Texas A&M (May 2022)
David Bailey Jr.	Interdisciplinary Liberal Arts	Colorado State (May 2023)
Israel Benjamin	Philosophy	Harvard (May 2023)
Jurriente Davis	Interdisciplinary Studies	Jackson State (May 2023)
Josh DeBerry	Communication	Boston College (May 2023)
Finn Dirstine	BS - Management (Finance)	Boston College (December 2021)
	Masters of Finance	Boston College (May 2023)
Derek Ferraro	Sport Management	Rice (May 2022)
Jerry Johnson III	Sport Management	Rice (May 2023)
Blair Zepeda	Kinesiology	ACU (August 2022)

games ... Each of the three has started multiple games in their careers and the group continues to add reliable depth to A&M's rotation.

A WINNER

- Head coach Jimbo Fisher is one of five active head coaches to win the national championship and ranks as the fourth-winningest active head coach in the Power 5.

WINNINGEST P5 HEAD COACHES (BY PCT.)

(Minimum 7 seasons)

RK	HEAD COACH	YR.	REC.	PCT.
1.	Kirby Smart, Georgia	8th	85-15	.850
2.	Nick Saban, Alabama	28th	283-70-1	.801
3.	Dabo Swinney, Clemson	16th	163-41	.799
4.	JIMBO FISHER, TEXAS A&M	14th	125-45	.735
5.	Brian Kelly, LSU	34th	276-101-2	.731

FAMILY TIES

- Sophomore QB Max Johnson and sophomore TE Jake Johnson arrived in Aggieland together in January of 2022 The duo connected on a 22-yard touchdown pass in the third quarter of the win over Auburn, Jake's first career TD, which marked the first time in program history brothers have connected on a scoring pass and catch ... Max transferred to A&M after two seasons at LSU, one as QB1, while Jake was a top-rated tight end in A&M's historic 2022 signing class ... They are the sons of Brad Johnson, a 17-year NFL veteran and two-time Pro Bowler that helped the Tampa Bay Buccaneers win Super Bowl XXXVII ... They are also the nephews of former Georgia and Miami head coach Mark Richt.
- Junior WR Moose Muhammad III is the son of two-time Pro Bowler and 14-year NFL veteran Muhsin Muhammad II, who was selected in the second round of the 1996 draft by the Carolina Panthers, where he spent the first nine years of his career.
- Sophomore DL LT Overton, who reclassified and graduated high school early to join the 2022 signing class, is joined on the team by his brother graduate DL Micaiah Overton, who transferred from Liberty ahead of the 2022 season ... Their father, Milton Overton, spent seven years at Texas A&M as an associate athletics director overseeing the Aggies' technology growth and services and currently serves as the AD at Kennesaw State.
- Freshman DL Cody Polk is the son of former Texas A&M linebacker Scott Polk (1980, 81, 82, 83, 84), who is best remembered for his dramatic scoop-and-(nearly) score in the Aggies' 37-12 win over Texas in 1984.
- Offensive line coach Steve Addazio is in his second year in Aggieland and is joined by his son and former player Louie Addazio, who spent the final three years of his playing career at Boston College before joining the

TEXAS A&M UNIVERSITY

HOME OF THE 12TH MAN

THE 12TH MAN

- Graduate DB Sam Mathews was named the 12th Man by head coach Jimbo Fisher on August 29, 2023.
- Mathews began his collegiate career at Division II Harding University, redshirting his only season at the Arkansas school before attending Blinn Junior College for the 2020-2021 academic year. After nearly two years away from the game of football due to COVID-19, he finally had his chance to earn a spot on the A&M team at walk-on tryouts in the spring of 2021.
- Mathews played in nine games during the 2021 season and went on to earn the Special Teams Most Improved Award at the annual team banquet.
- In 2022, Mathews continued to showcase his effort and toughness throughout fall workouts as he began to earn opportunities on defense. Eight games into the season the Aggies were hit with the flu-bug and Mathews was called on for his first career start at linebacker on Nov. 5 against Florida. Mathews finished the day with a career-high six tackles, including four solo takedowns. He finished the season playing in all 12 games and was named Special Teams MVP, while also earning the Strength & Conditioning Specialist Award at the team banquet.

ORIGINS OF THE 12TH MAN

- Texas A&M's famous 12th Man tradition dates back to Jan. 2, 1922 when student E. King Gill came out of the stands in the Dixie Classic in Dallas at the request of legendary head coach Dana X. Bible because of injuries to his football team ... Gill never entered the game but "stood ready" in the Aggies' 22-14 win over the powerhouse Centre College Praying Colonels.
- Texas A&M celebrated the 100-year anniversary of the birth of the hallowed 12th Man tradition throughout the 2021-22 school year.
- In honor of the tradition, the Texas A&M student body "stands ready" to show their support of their team on the field.



SAM MATHEWS | 4 STARTS | 2023

THE 12TH MAN KOT

- The 12th Man Kickoff Team tradition was started in 1983 by then-head coach Jackie Sherrill after being inspired by watching students build the famous Aggie Bonfire. "I knew that I could find, out of 40-some-odd thousand students, 11 guys that would cover kickoffs, but have no regard for their body and be tough as nails," Sherrill said. (Source: MyAggieNation.com) Beginning in 1991, a single 12th Man was chosen to represent the student body on the kickoff unit.

12TH MAN STARTS

NAME	GAMES	SEASONS
Cullen Gillaspia	39	2016-18
Sam Moeller	39	2012-15
Nick Lamantia	30	2006-08
Connor Choate	24	2021-22
John Ray	23	2004-05
Braden White	22	2016-20
C.J. Jones	21	2010-12
Eric Stanford	17	1999-01



SAM MOELLER | 39 STARTS | 2012-15



CULLEN GILLASPIA | 39 STARTS | 2016-18



NICK LAMANTIA | 30 STARTS | 2006-08



JIMBO FISHER

TEXAS A&M HEAD FOOTBALL COACH

Years at TAMU:	6th (hired Dec. 4, 2017)
Coaching Record:	42-22 at Texas A&M / 125-45 overall (14th season)
Birthdate:	Oct. 9, 1965
Hometown:	Clarksburg, West Virginia
Wife:	Courtney
Children:	Trey, Ethan and Keller (stepson)
High School:	Liberty High School, Clarksburg, W.Va.
College:	Salem College, 1990

- Jimbo Fisher is one of five active coaches to have won a National Championship.
- Fisher was hired at Texas A&M on Dec. 4, 2017 after eight successful seasons at Florida State, which included the 2013 BCS National Championship.
- Guided the Aggies to their first New Year's Six bowl appearance, topping No. 13 North Carolina in the Orange Bowl to finish the 2020 season at 9-1 following a grueling SEC-only regular season slate.
- In his eight seasons in Tallahassee, Fisher established himself as one of the elite coaches in college football. He led the Seminoles to an 83-23 record, winning three Atlantic Coast Conference championships, four Atlantic Division titles and five bowl games.
- Fifteen of Fisher's student-athletes have earned consensus All-America honors with quarterback Jameis Winston winning the Heisman Trophy in 2013.
- Fisher has seen 179 of his student-athletes graduate, and NFL teams drafted 71 of his players, including 23 first- or second-round selections.
- The Seminoles set a modern-day NFL draft record with 29 players selected over a three-year period (2013-15), and Fisher had a first-round NFL draft choice every year he was head coach at FSU.
- The 2013 Rawlings College Football Coach of the Year, Fisher has twice been a finalist for the Eddie Robinson Coach of the Year Award (2013, 2014) and was a finalist for the Paul "Bear" Bryant Coach of the Year Award in 2014 as well as in 2020.
- Fisher has been active in the community through his foundation, Kidz1stFund. The non-profit was founded in 2011 to raise awareness and funds to find a cure for Fanconi anemia, a rare blood disorder that affects thousands, including Fisher's youngest son, Ethan.
- Fisher's oldest son, Trey, is a junior quarterback at Florida A&M.
- Fisher played quarterback at Salem College for Terry Bowden for three seasons and followed Bowden to Samford for his final season. Fisher became NCAA Division III's national player of the year in 1987 and earned induction into Samford's and Salem's Hall of Fame.



THE FISHER RECORD

2010

FLORIDA STATE
10-4 • 6-2 ACC/1st in Atlantic

9/4	W	59-6	Samford
9/11	L	17-47	at #10 Oklahoma
9/18	W	34-10	BYU
9/25	W	31-0	* Wake Forest
10/2	W	34-10	* at Virginia
10/9	W	45-17	* at #13 Miami
10/16	W	24-19	* Boston College
10/28	L	24-28	* at NC State
11/6	L	35-37	* North Carolina
11/13	W	16-13	* Clemson
11/20	W	30-16	* at Maryland
11/27	W	31-7	Florida
12/4	L	33-44	^ vs. #12 Virginia Tech
12/31	W	26-17	~ vs. #19 South Carolina

^ - ACC Championship Game - Charlotte, N.C.; ~ - Chick-fil-A Bowl - Atlanta, Ga.

2011

FLORIDA STATE
9-4 • 5-3 ACC/2nd in Atlantic

9/3	W	34-0	Louisiana-Monroe
9/10	W	62-10	Charleston Southern
9/17	L	13-23	#1 Oklahoma
9/24	L	30-35	* at #21 Clemson
10/8	L	30-35	* at Wake Forest
10/15	W	41-16	* at Duke
10/22	W	41-16	* Maryland
10/29	W	34-0	* NC State
11/ 3	W	38-7	* at Boston College
11/12	W	23-19	* at Miami
11/19	L	13-14	* Virginia
11/26	W	21-7	* at Florida
12/29	W	18-14	! vs. Notre Dame

! - Champs Sports Bowl - Orlando, Fla.

2012

FLORIDA STATE
12-2 • 7-1 ACC/1st in Atlantic
ACC Champions

9/1	W	69-3	Murray State
9/8	W	55-0	Savannah State
9/15	W	52-0	* Wake Forest
9/22	W	49-37	* #10 Clemson
9/29	W	30-17	at South Florida
10/6	L	16-17	* at NC State
10/13	W	51-7	* Boston College
10/20	W	33-20	* at Miami
10/27	W	48-7	* Duke
11/8	W	28-22	* at Virginia Tech
11/17	W	41-14	* at Maryland
11/24	L	26-37	* at #6 Florida
12/ 1	W	21-15	! vs. Georgia Tech
1/1	W	30-10	~ vs. #16 Northern Illinois

! - ACC Championship Game - Charlotte, N.C.; ~ - Orange Bowl - Miami, Fla.

2013

FLORIDA STATE
14-0 • 8-0 ACC/1st in West
ACC Champions • National Champions

9/2	W	41-13	* at Pitt
9/14	W	62-7	Nevada
9/21	W	54-6	Bethune-Cookman
9/28	W	48-34	* at Boston College
10/5	W	63-0	* #25 Maryland
10/19	W	51-14	* at #3 Clemson
10/26	W	49-17	* North Carolina State
11/2	W	41-14	* #7 Miami
11/9	W	59-3	* at Wake Forest
11/16	W	59-3	* Syracuse
11/23	W	80-14	Idaho
11/30	W	37-7	at Florida
12/7	W	45-7	vs. #20 Duke
1/6	W	34-31	^ vs. #2 Auburn

! - ACC Championship Game - Charlotte, N.C.

^ - BCS National Championship Game - Pasadena, Calif.

2014

FLORIDA STATE
13-1 • 8-0 ACC/1st in Atlantic
ACC Champions

8/30	W	37-31	^ vs. Oklahoma State
9/6	W	37-12	The Citadel
9/20	W	23-17	* #22 Clemson ^(OT)
9/27	W	56-41	* NC State
10/4	W	43-3	* Wake Forest
10/11	W	38-20	* Syracuse
10/18	W	31-27	* #5 Notre Dame
10/30	W	42-31	* Louisville
11/8	W	34-20	* Virginia
11/15	W	30-26	* Miami
11/22	W	20-17	* Boston College
11/29	W	24-19	Florida
12/6	W	37-35	! vs. #12 Georgia Tech
1/1	L	20-59	~ vs. #3 Oregon

^ - AT&T Stadium, Arlington, Texas; ! - ACC Championship Game - Charlotte, N.C.
~ - Rose Bowl CFP Semifinal - Pasadena, Calif.

2015

FLORIDA STATE
10-3 • 6-2 ACC/2nd in Atlantic

9/5	W	59-16	Texas State
9/12	W	34-14	South Florida
9/18	W	14-0	* at Boston College
10/3	W	24-16	* at Wake Forest
10/10	W	29-24	* Miami
10/17	W	41-21	* Louisville
10/24	L	16-22	* at Georgia Tech
10/31	W	45-21	* Syracuse
11/7	L	13-23	* at #3 Clemson
11/14	W	34-17	* NC State
11/21	W	52-13	Chattanooga
11/28	W	27-2	at #10 Florida
12/31	L	24-38	^ vs. #14 Houston

^ - Peach Bowl - Atlanta, Ga.

2016

FLORIDA STATE
10-3 • 5-3 ACC/3rd in Atlantic

9/5	W	45-34	^ vs. #11 Ole Miss
9/10	W	52-8	Charleston Southern
9/17	L	20-63	* at #10 Louisville
9/24	W	55-35	at South Florida
10/1	L	35-37	* North Carolina
10/8	W	20-19	* at #10 Miami
10/15	W	17-6	* Wake Forest
10/29	L	34-37	* #3 Clemson
11/5	W	24-20	* at NC State
11/11	W	45-7	* Boston College
11/19	W	45-14	* at Syracuse
11/26	W	31-13	* #13 Florida
12/30	W	33-32	! vs. #6 Michigan

^ - Camping World Stadium, Orlando, Fla.; ! - Orange Bowl - Miami, Fla.

2017

FLORIDA STATE
*7-6 • 3-5 ACC/6th in Atlantic

9/2	L	7-24	vs. #1 Alabama
9/23	L	21-27	* NC State
9/30	W	26-19	* at Wake Forest
10/7	L	20-24	* #13 Miami (Fla.)
10/14	W	17-10	* at Duke
10/21	L	28-31	* Louisville
10/27	L	3-35	* at Boston College
11/4	W	27-24	* Syracuse
11/11	L	14-31	* at #4 Clemson
11/18	W	77-6	Delaware State
11/25	W	38-22	at Florida
12/2	*W	42-10	Louisiana-Monroe
12/27	*W	42-13	! vs. Southern Miss

^ - Mercedes-Benz Stadium, Atlanta, Ga.; ! - Independence Bowl - Shreveport, La.

* - Jimbo Fisher resigned as the FSU head coach on Dec. 1, 2017 and did not coach the Seminoles in their final two game. His overall record does not reflect the victories.

2018

TEXAS A&M
9-4 • 5-3 SEC/2nd in West

8/30	W	59-7	Northwestern State
9/8	L	26-28	#2 Clemson
9/15	W	48-10	Louisiana-Monroe
9/22	L	23-45	* at #1 Alabama
9/29	W	24-17	!* vs. Arkansas
10/6	W	20-14	* #13 Kentucky
10/13	W	26-23	* at South Carolina
10/27	L	13-28	* at Mississippi State
11/3	L	24-28	* at Auburn
11/10	W	38-24	* Ole Miss
11/17	W	41-20	UAB
11/24	W	74-72	* #8 LSU
12/31	W	52-13	^ vs. NC State

! - AT&T Stadium, Arlington, Texas; ^ - Gator Bowl - Jacksonville, Fla.

2019

TEXAS A&M
8-5 • 4-4 SEC/4th in West

8/29	W	41-7	Texas State
9/7	L	10-24	at #1 Clemson
9/14	W	62-3	Lamar
9/21	L	20-28	* #8 Auburn
9/28	W	31-27	!* vs. Arkansas
10/12	L	28-47	* #1 Alabama
10/19	W	24-17	* at Ole Miss
10/26	W	49-30	* Mississippi State
11/2	W	45-14	UTSA
11/16	W	30-6	* South Carolina
11/23	L	13-19	at #4 Georgia
11/30	L	7-50	* at #1 LSU
12/27	W	24-21	^ vs. #25 Oklahoma State

! - Southwest Classic - Arlington, Texas

^ - Academy Sports & Outdoors Texas Bowl - Houston, Texas

2020

TEXAS A&M
9-1 • 8-1 SEC/2nd in West

9/26	W	17-12	* Vanderbilt
10/3	L	24-52	* at #2 Alabama
10/10	W	41-38	* #4 Florida
10/17	W	28-14	* at Mississippi State
10/31	W	42-31	* vs. Arkansas
11/7	W	48-3	* at South Carolina
11/28	W	20-7	* LSU
12/5	W	31-20	* at Auburn
12/19	W	34-13	* at Tennessee
1/2	W	41-27	^ vs. #13 North Carolina

^ - Capital One Orange Bowl - Miami, Fla.

2021

TEXAS A&M
8-4 • 4-4 SEC/t3rd in West

9/4	W	41-10	Kent State
9/11	W	10-7	vs. Colorado
9/18	W	34-0	New Mexico
9/25	L	10-20	!* vs. #16 Arkansas
10/2	L	22-26	* Mississippi State
10/9	W	41-38	* #1 Alabama
10/16	W	35-14	* at Missouri
10/23	W	44-14	* South Carolina
11/6	W	20-3	* #12 Auburn
11/12	L	19-29	* #12 Ole Miss
11/20	W	52-3	* Prairie View A&M
11/27	L	24-27	* at LSU
11/31	DNP		vs. #20 Wake Forest

! - Southwest Classic - Arlington, Texas;

TatSlayr Gator Bowl - Jacksonville, Fla.

A&M did not play due to Covid-19

2022

TEXAS A&M
5-7 • 2-6 SEC/t6th in West

9/3	W	31-0	Sam Houston
9/10	L	14-17	App State
9/17	W	17-9	#13 Miami
9/24	W	23-21	!* vs. #10 Arkansas
10/1	L	24-42	* at Mississippi State
10/8	L	20-24	* at Alabama
10/22	L	24-30	* at South Carolina
10/29	L	28-31	* #15 Ole Miss
11/5	L	24-41	* Florida
11/12	L	10-13	* at Auburn
11/19	W	20-3	UMass
11/26	W	38-23	* #6 LSU

! - AT&T Stadium, Arlington, Texas

2023

TEXAS A&M
3-1 • 1-0 SEC

9/2	W	52-10	New Mexico
9/9	L	33-48	at Miami
9/16	W	47-3	ULM
9/23	W	27-10	* Auburn
9/30		!*	vs. Arkansas
10/7		*	Alabama
10/14		*	at Tennessee
10/28		*	South Carolina
11/4		*	at Ole Miss
11/11		*	Mississippi State
11/18			ACU
11/25		*	at LSU

! - AT&T Stadium, Arlington, Texas

TEXAS A&M ASSISTANT COACHES



ELIJAH ROBINSON

ASSISTANT HEAD COACH/
CO-DEFENSIVE COORD./DL

SL

- Promoted to assistant head coach and run game coordinator in January 2022.
- Named the National Recruiter of the Year by Rivals.com in February 2022 after helping Texas A&M sign the nation's top-ranked class.
- Guided the defensive line in 2020 that led the SEC and ranked in the top 10 nationally in total defense and in the top three in the country in rushing defense.



DJ DURKIN

DEFENSIVE COORDINATOR/
LINEBACKERS

SL

- Arrived in Aggieland ahead of the 2022 season after serving as the co-defensive coordinator at Ole Miss.
- In 2022 Durkin's defense led the nation allowing the fewest passing yards per game (156.2). The Aggies held opponents under 150 yards through the air in six games.
- Durkin led the Michigan defense that ranked fourth in the country and limited opponents to just 17.2 points per game in 2015.



BOBBY PETRINO

OFFENSIVE COORDINATOR/
QUARTERBACKS

PB

- Joined the Texas A&M staff as the OC and quarterbacks coach in January of 2023.
- Tutored 2016 Heisman Trophy winner Lamar Jackson.
- Was 119-56 in 14 seasons as a head coach, taking 11 of the teams to bowl games and finished in the top-25 seven times and three top-six finishes.
- Led the 2011 Arkansas Razorbacks to an 11-2 record, including a Cotton Bowl victory and a No. 5 final national ranking.



JAMES COLEY

CO-OFFENSIVE COORDINATOR/
TIGHT ENDS

SL

- Promoted to offensive coordinator and wide receivers coach in January 2022.
- Previously was the co-offensive coordinator and quarterbacks coach at UGA (2016-19), reaching three SEC Championships and the CFP Championship Game.
- Served as a graduate assistant at LSU from 2003-04 as well as tight ends coach (2008-09) and offensive coordinator (2010-12) at FSU under Fisher.



STEVE ADDAZIO

OFFENSIVE LINE

SL

- Two-time BCS National Champion that has nearly a decade of experience as a head coach at the FBS level.
- Led Boston College to six bowl games in his first seven seasons and had five players rush for over 1,000 yards.
- Directed Temple to nine wins, the most-ever by a first-year head coach, as well as their first bowl win in 32 years.



MARQUEL BLACKWELL

RUNNING BACKS

SL

- Hired at Texas A&M in February 2023 as the running backs coach, previously spending the 2022 season at Ole Miss after three seasons at Houston.
- In 2022, he helped lead Ole Miss to a No. 3 ranking in the nation and led the SEC with 256.5 yards rushing per game.
- In 2018 at West Virginia, he helped lead a Mountaineer offense that eclipsed the 500-yard and 40-point marks eight times during the season, including 704 yards and 56 points vs. Oklahoma.




DAMEYUNE CRAIG

WIDE RECEIVERS

SL

- Former standout quarterback at Auburn and was the school's lone 3,000-yard passer until 2018.
- Previously served on Fisher's staff at FSU as QBs coach/recruiting coordinator where he helped produce the nation's No. 1 and No. 2 classes in 2011-12.
- Helped Auburn reach the 2013 BCS National Championship Game as the co-OC and WR coach, producing the second-largest turnaround in college football history.



BRYANT GROSS-ARMIENTO

SECONDARY

SL

- Joined Jimbo Fisher's staff in 2021 as a defensive analyst before being promoted to secondary coach in February of 2023.
- Spent the 2020 season working with the secondary staff at Georgia after a three-year stint at Wake Forest.
- Began his football playing career at Rutgers before transferring to Wake Forest in 2014.



TJ RUSHING

DEFENSIVE BACKS

SL

- Won Super Bowl XLI as a member of the Indianapolis Colts.
- Came to A&M from Memphis where he helped lead the Tigers to a program-record 12 wins.
- Helped Stanford win the 2015 Rose Bowl and Pac-12 Championship.



JOE SCHAEFER

DEFENSIVE ASSISTANT

PB

- In his first season as a full-time defensive assistant coach, working with coordinator DJ Durkin.
- Spent the 2020-21 seasons as a defensive coordinator at Youngstown State where his unit finished No. 25 in total defense and No. 11 in the nation in passing yards allowed in 2020.
- Played college football at Bowling Green where he was a three-year letterman and a two-year starter for the Falcons.




BRANDON SANDERS

HEAD STRENGTH &
CONDITIONING COACH

SL

- Promoted to head of strength and conditioning ahead of the 2022 season.
- Has coached over 77 NFL Draft selections and 11 first round picks.
- Spent nine and a half years at FSU and helped the Seminoles win the 2013 BCS National Championship.



Texas A&M ranked No. 8 nationally in home attendance in 2022 with an average of 97,213 and has drawn more than a half-million fans to Kyle Field every season since 2006, with the exception of the pandemic-limited 2020 campaign.

KYLE FIELD

- Home of the Aggies since 1905. Stadium built in 1927 and the horseshoe enclosed in 1929.
- Capacity: 102,733
- Stadium record crowd is 110,633 (A&M vs. Ole Miss, 10/11/2014).
- Kyle Field is named for former A&M Dean of Agriculture Edwin Jackson Kyle, who donated a 400 x 400-foot area of the southern edge of campus that had been assigned to him for horticultural experiments. It became the home of the Aggies.
- Texas A&M finished a \$485 million redevelopment of Kyle Field in time for the 2015 season that made the Home of the 12th Man the largest football stadium in the SEC and the state of Texas.
- Texas A&M has led the SEC in home attendance five times since joining the league in 2012, including two of the last three seasons.
- A&M was one of three teams nationally to average over 100,000 in home attendance in 2021. Kyle Field averaged 102,883 in home attendance that season with a total of 720,181 fans attending seven home games.
- Two of the top four crowds in Kyle Field history were from the 2021 season with 109,835 for Auburn on Nov. 6 and 106,815 for Alabama on Oct. 9. Kyle Field's all-time record crowd was 110,633 for the Texas A&M-Ole Miss contest on Oct. 11, 2014 when capacity was expanded to over 107,000 during the stadium redevelopment.

KYLE FIELD RECORD CROWDS

110,633	Ole Miss (2014)	L, 35-20
109,835	Auburn (2021)	W, 20-3
107,245	Miami (2022)	W, 17-9
106,815	Alabama (2021)	W, 41-38
106,749	Alabama (2019)	L, 47-28
106,248	Tennessee (2016)	W, 45-38 ^{20T}
105,829	LSU (2014)	L, 23-17
105,733	Alabama (2015)	L, 41-23
104,957	South Carolina (2019)	W, 30-6
104,892	Ole Miss (2016)	L, 29-28
104,794	Clemson (2018)	L, 28-26
104,756	Missouri (2014)	L, 34-27
104,728	Lamar (2014)	W, 73-3
104,625	Auburn (2015)	L, 26-10
104,455	Mississippi State (2015)	W, 30-17

KYLE FIELD TOP SEASON AVERAGES

1.	105,122	2014	630,735 / 6 games
2.	103,622	2015	725,354 / 7 games
3.	102,883	2021	720,181 / 7 games
4.	101,917	2016	713,418 / 7 games
5.	99,844	2018	698,908 / 7 games
6.	98,802	2017	691,612 / 7 games
7.	97,459	2019	779,673 / 8 games
8.	97,213	2022	680,491 / 7 games
9.	87,183	2011	610,283 / 7 games
10.	87,125	2013	697,003 / 8 games

TEXAS A&M QUICK FACTS

LOCATION: Bryan-College Station, Texas 77842
FOUNDED: 1876 (First classes)
ENROLLMENT: 74,829 (fall 2022)
PRESIDENT (INTERIM): Mark A. Welsh III
CHANCELLOR: John Sharp (Texas A&M '72)
FACULTY REPRESENTATIVE:
 Dr. Paul Batista (Trinity '73)
DIRECTOR OF ATHLETICS:
 Ross Bjork (Emporia State '85)
ATHLETICS DEPT PHONE: (979) 845-5129
CONFERENCE: Southeastern
AFFILIATION: NCAA Division I
NICKNAME: Aggies
MASCOT: Reveille (American Collie)
COLORS: Maroon (Pantone 505) and White

FOOTBALL QUICK FACTS

HEAD COACH

JIMBO FISHER (Salem University '90)
 Years at Texas A&M: 6th (42-22)
 Years as head coach: 14th (125-45)

ASSISTANT COACHES

ELIJAH ROBINSON

Asst. Head Coach/co-Defensive Coordinator/
 Defensive Line (Penn State '08)

DJ DURKIN

Defensive Coordinator/Linebackers
 (Bowling Green '00)

BOBBY PETRINO

Offensive Coordinator/Quarterbacks
 (Carroll College '83)

JAMES COLEY

co-Offensive Coordinator/Wide Receivers
 (Florida State '97)

STEVE ADDAZIO

Offensive Line (Central Connecticut State '81)

MARQUEL BLACKWELL

Running Backs (USF '02)

DAMEYUNE CRAIG

Wide Receivers (Auburn '02)

BRYANT GROSS-ARMIENTO

Secondary (Wake Forest '17)

JOE SCHAEFER

Defensive Assistant (Bowling Green '09)

TJ RUSHING

Defensive Backs (Stanford '06)

BRANDON SANDERS

Head Strength & Conditioning Coach (NC State '04)

KYLE FIELD QUICK FACTS

STADIUM: Kyle Field
CAPACITY: 102,733
LARGEST CROWD: 110,633 (vs. Ole Miss, Oct. 11, 2014)
PLAYING SURFACE: Natural grass
FIRST YEAR OF FOOTBALL: 1905
STADIUM BUILT: 1927 and 1929
(Renovations complete for 2015 season)

TEAM INFO

BASIC OFFENSE: Pro
BASIC DEFENSE: Multiple
2022 OVERALL RECORD: 5-7
2022 SEC RECORD (FINISH): 2-6 (t6th in SEC West)
2022 RANKING: NR (AP) | NR (Coaches)

MEDIA SCHEDULE/INFORMATION

SUNDAY	MONDAY	TUESDAY	WEDNESDAY	THURSDAY	FRIDAY	SATURDAY
No availability All player interview requests for Monday's press conference must be submitted to acannon@athletics.tamu.edu by 11 a.m. on Sunday.	Weekly Press Conference Kyle Field Media Center Players: 11 a.m.- 1 p.m. Coach Fisher: 1 p.m. Web stream available via 12thMan.com	No availability	SEC Teleconference Coach Fisher appears from 11:30-39 a.m.	No availability	No availability	11 A.M. Texas A&M vs. Arkansas Arlington, Texas (Locker room is closed. Coaches and players will be brought to the media area for press conference.)

CREDENTIALS

Media credentials should be requested by Wednesday of the game week via www.sportssystems.com/clients/seccredentials, and approved media members are required to fill out a symptom questionnaire prior to entering the stadium. Credentials can be picked up at Media Will Call at Entry 7 (east side of Kyle Field, near the northeast activation tower). Media Will Call opens three hours prior to game time. Media seating is limited, so credentials will be issued according to Texas A&M and the SEC credential guidelines, which can be found at www.12thMan.com/media.

WEEKLY GAME NOTES

Media members wishing to receive the weekly game notes via e-mail can do so by e-mailing Rachel Perreault (rperreault@athletics.tamu.edu).

PRACTICE

All practices are closed to the public and members of the media this season. Only the first 15-20 minutes of selected workouts may be open for members of accredited media outlets.

WEEKLY PRESS CONFERENCE

Texas A&M conducts a weekly press conference on Monday's at the Kyle Field Media Center. Coach Jimbo Fisher addresses the media promptly at 1 p.m. Player requests should be made to the athletics communications office no later than 11 a.m. on Sunday. This is the preferred time for all interviews to occur.

SEC TELECONFERENCE

The 14 SEC coaches will be featured on a weekly teleconference each Wednesday from 10 a.m.-12:30 p.m. (CT) .

10:00 a.m.	Brian Kelly	LSU
10:10 a.m.	Kirby Smart	Georgia
10:20 a.m.	Billy Napier	Florida
10:30 a.m.	OPEN	
10:40 a.m.	Sam Pittman	Arkansas
10:50 a.m.	Josh Heupel	Tennessee
11:00 a.m.	Nick Saban	Alabama
11:10 a.m.	Shane Beamer	South Carolina
11:20 a.m.	Elijah Drinkwitz	Missouri
11:30 a.m.	Jimbo Fisher	Texas A&M
11:40 a.m.	Mark Stoops	Kentucky
11:50 a.m.	Zach Arnett	Mississippi State
12:00 p.m.	Lane Kiffin	Ole Miss
12:10 p.m.	Hugh Freeze	Auburn
12:20 p.m.	Clark Lea	Vanderbilt

PRESS BOX

The main press box is now located at the 800 level on the east side of Kyle Field, or the side facing Houston Street, and can be accessed through the elevator at Entry 7 or Entry 9. The TV broadcast booths are located on the west side of the stadium.

POSTGAME

At home games, post-game interviews with Texas A&M players and head coach Jimbo Fisher are conducted in a specially equipped interview room at the southeast corner of Kyle Field.

MEDIA WILL CALL

Media will call is located at Entry 7, on the east side of the stadium near the northeast activation tower.

TEXAS A&M ATHLETICS COMMUNICATIONS

ASSOCIATE AD

ALAN CANNON

(interview requests/credentials)

E-MAIL: acannon@athletics.tamu.edu

CELL: (979) 777-4200

DIRECTOR

RACHEL PERREAULT

(game notes)

E-MAIL: rperreault@athletics.tamu.edu

CELL: (603) 767-6492

ASSOCIATE DIRECTOR

TYLER POUNDS

(stats/flipcard)

E-MAIL: tpounds@athletics.tamu.edu

CELL: (979) 848-6317

ASSOCIATE DIRECTOR

BEN RIKARD

(game program)

E-MAIL: brikard@athletics.tamu.edu

CELL: (936) 554-2077

ATH COMM MAILING ADDRESS

TEXAS A&M

ATHLETICS COMMUNICATIONS

1228 TAMU

College Station, TX 77843-1228

ATH COMM OVERNIGHT ADDRESS

TEXAS A&M ATHLETICS

Media Relations

756 Houston St.

College Station, TX 77843

TEXAS A&M START CHART

OFFENSE

QUARTERBACKS

15	Weigman, Conner (8/6)	6-3	215	So-1L	Cypress, TX
14	Johnson, Max (3/0)	6-6	230	So-1L	Athens, GA

RUNNING BACKS

2	Owens, Rueben (2/1)	6-0	200	Fr-HS	El Campo, TX
24	Crownover, Earnest (2/0)	6-3	235	Gr-3L	Grandview, TX
4	Daniels, Amari (3/2)	5-9	205	Jr-1L	Miami, FL
8	Moss, Le'Veon (3/0)	6-0	210	So-1L	Walker, LA

OFFENSIVE LINE

71	Bisontis, Chase (4/4)	6-6	320	Fr-HS	Ramsey, NJ
64	Robinson, Layden (26/24)	6-4	315	Gr-4L	Manvel, TX
61	Foster, Bryce (19/1)	6-5	330	So-2L	Katy, TX
54	Nabou Jr., Mark (5/4)	6-4	345	Fr-HS	Lynwood, WA
60	Zuhn III, Trey (15/10)	6-7	315	So-1L	Ft. Collins, CO
78	Crownover, Dametrious (1/0)	6-7	315	So-1L	Grandview, TX
75	Dewberry, Kam (6/0)	6-4	330	So-1L	Humble, TX
76	Fatheree II, Reuben (21/0)	6-8	315	Jr-2L	Richmond, TX
74	Ogunbiyi, Aki (8/0)	6-4	315	Jr-2L	Houston, TX
66	Spasojevic-Moko, Jordan (2/0)	6-6	325	Jr-1L	Brisbane, Australia

WIDE RECEIVERS

0	Smith, Ainiias (28/3)	5-10	200	Gr-4L	Missouri City, TX
1	Stewart, Evan (11/1)	6-0	175	So-1L	Frisco, TX
9	Walker, Jahdae (2/2)	6-4	210	Jr-TR	Cleveland, OH
7	Muhammad III, Moose (7/0)	6-1	205	Jr-3L	Charlotte, NC
3	Thomas, Noah (7/0)	6-6	200	So-1L	Pearland, TX

TIGHT ENDS

42	Wright, Max (11/1)	6-4	260	Gr-5L	Katy, TX
19	Johnson, Jake (1/0)	6-6	240	So-1L	Athens, GA
18	Green, Donovan (4/0)	6-4	245	So-1L	Dickinson, TX

SPECIAL TEAMS

PLACEKICKER

47	Bond, Randy	5-11	195	Jr-1L	Plano, TX
----	-------------	------	-----	-------	-----------

PUNTER

95	Constantinou, Nik	6-3	225	Gr-4L	Melbourne, Australia
----	-------------------	-----	-----	-------	----------------------

HOLDER

95	Constantinou, Nik	6-3	225	Gr-4L	Melbourne, Australia
----	-------------------	-----	-----	-------	----------------------

DEFENSE

DEFENSIVE LINE

10	Diggs, Fadil (12/4)	6-5	260	Jr-3L	East Camden, NJ
3	Jackson, McKinnley (16/11)	6-2	325	Sr-3L	Lucedale, MS
0	Nolen, Walter (7/3)	6-4	290	So-1L	Powell, TN
5	Turner, Shemar (15/9)	6-4	290	Jr-2L	DeSoto, TX
18	Overton, LT (4/0)	6-5	280	Fr-HS	Milton, GA
34	Raikes, Isaiah (4/0)	6-2	320	Jr-3L	Woodbury, NJ
17	Regis, Albert (1/0)	6-2	325	So-1L	LaPorte, TX
4	Stewart, Shemar (6/0)	6-6	285	So-1L	Miramar, FL

LINEBACKERS

45	Cooper, Edgerrin (13/6)	6-3	230	Jr-3L	Covington, LA
21	York, Taurean (4/4)	6-0	230	Fr-HS	Temple, TX
24	Russell Jr., Chris (12/0)	6-2	235	Sr-4L	Dyersburg, TN

DEFENSIVE BACKS

28	DeBerry, Josh (4/4)	6-1	180	Gr-TR	Goose Pointe Park, MI
7	Chappell, Tyreek (22/1)	5-11	185	Jr-2L	Philadelphia, PA
1	Anderson, Bryce (4/4)	6-0	195	So-1L	Beaumont, TX
2	Mathews, Jacoby (5/2)	6-2	215	So-1L	Ponchatoula, LA
26	Richardson, Demani (47/29)	6-1	215	Sr-4L	Waxahachie, TX
20	Gilbert, Jardin (12/0)	6-1	200	Jr-2L	White Castle, LA
11	Harmon, Deuce (6/0)	5-10	185	So-2L	Corinth, TX
33	Kerr, Jarred (3/0)	6-0	195	So-1L	Lexington, TX

DEEP SNAPPER

48	Graham, Jacob	5-11	220	Jr-2L	Houston, TX
----	---------------	------	-----	-------	-------------

PUNT RETURNS

0	Smith, Ainiias	5-10	200	Gr-4L	Missouri City, TX
7	Muhammad III, Moose	6-1	205	Jr-3L	Charlotte, NC

KICK RETURNS

2	Owens, Rueben	6-0	200	Fr-HS	El Campo, TX
0	Smith, Ainiias	5-10	200	Gr-4L	Missouri City, TX

Bold indicates player started most recent game; (career starts/consecutive starts)

PRONUNCIATION GUIDE

Drake **BHATIA** bot-EE-a
 Chase **BISTONTIS** bih-SOHN-tiss
 Blake **BOST** boast
 Nana **BOADI-OWUSU** BOI-dee oh-WOO-sue
 Tyreek **CHAPPELL** shah-PELL
 Nik **CONSTANTINO** con-stan-TEE-new
 Raymond **COTTRELL** cot-TRELL
JURRIENTE Davis juhr-ON-tay
FADIL Diggs fah-DILL
JARDIN Gilbert jar-din
LE'VEON Moss LEVEE-on
 Mark **NABOU** nah-BOO

AKI OGUNBIYI ack-EE o-GUN-bee
 Isaiah **RAIKES** rakes
BRAVION Rogers BRAY-vee-on
JADON Scarlett JAY-den
AINIAS Smith uh-NYE-iss
 Jordan **SPASOJEVIC-MOKO** SPAZ-o-vich MO-co
MALICK SYLLA muh-LEEK SILL-uh
SAMU TAMANUPEPE sah-MOO tah-MAH-noo-pep-pay
ENAI White EE-nye
 Conner **WEIGMAN** WIG-min
TAUREAN York TOUR-ee-uhn
 Trey **ZUHN** III zoon

TEXAS A&M 2023 ALPHABETICAL ROSTER

NO.	PLAYER	POS.	HT	WT	CL-EXP	HOMETOWN (HIGH SCHOOL/PREV. SCHOOL)
49	Connor Able	DS	6-3	220	So.-RS	Houston, Texas/Stratford
1	Bryce Anderson	DB	6-0	195	So.-1L	Beaumont, Texas/West Brook
88	Jordan Anthony	WR	5-10	160	So.-TR	Tylertown, Miss./Kentucky
79	James Bailey	OL	6-3	310	Fr.-RS	Katy, Texas/Paetow
26	David Bailey Jr.	RB	6-0	235	Gr.-TR	Ridgely, Md./Colorado State
59	Ty Banco	OL	6-1	295	Fr.-HS	Washington, Pa. / Trinity
93	Drew Beltran	DL	6-1	275	Jr.-SQ	Longview, Texas/Longview
28	Israel Benjamin	RB	5-9	210	Gr.-TR	Phoenix, Ariz./Harvard
52	Naquil Bertrand	OL	6-6	340	Fr.-HS	Philadelphia, PA (Northeast)
94	Drake Bhatia	PK	5-7	165	Jr.-SQ	Houston, Texas/Episcopal
71	Chase Bisontis	OL	6-6	320	Fr.-HS	Ramsey, N.J./Don Bosco Prep
90	Nana Boadi-Owusu	LB	6-2	240	Fr.-RS	Arlington, Texas/Martin
47	Randy Bond	PK	5-11	195	Jr.-1L	Plano, Texas/West
23	Blake Bost	QB	6-3	195	Jr.-2L	Groves, Texas/Port Neches-Groves
87	Jacob Brasher	WR	6-1	190	Fr.-TR	Allen, Texas/Allen
25	Dalton Brooks	DB	6-0	195	Fr.-HS	Shiner, Texas / Shiner
99	Gabriel Brownlow-Dindy	DL	6-3	300	Fr.-1L	Lakeland, Fla./Lakeland
84	Blake Buntyn	WR	6-2	190	Fr.-HS	Franklin, Tenn. / Franklin
85	Chase Burton	WR	5-11	175	Fr.-HS	Dallas, Texas/Parish Episcopal
7	Tyreek Chappell	DB	5-11	185	Jr.-2L	Philadelphia, Pa./Northeast
62	Zachary Clay	OL	5-11	235	So.-SQ	Lithia, Fla./Newsome
91	Tommy Colligan	DL	6-2	230	Fr.-HS	San Antonio, Texas / Alamo Heights
95	Nik Constantinou	P	6-3	225	Gr.-4L	Melbourne, Australia/Penleigh & Essendon
45	Edgerrin Cooper	LB	6-3	230	Jr.-3L	Covington, La./Covington
11	Raymond Cottrell	WR	6-3	210	Fr.-HS	Milton, Fla./Milton
27	Ronnie Crosby III	RB	5-9	215	Fr.-HS	DeRidder, La./DeRidder
78	Dametrious Crownover	OL	6-7	315	So.-1L	Grandview, Texas/Grandview
24	Earnest Crownover	RB	6-3	235	Gr.-3L	Grandview, Texas/Kilgore JC
4	Amari Daniels	RB	5-9	205	Jr.-1L	Miami, Fla./Central
22	Jurriente Davis	LB	6-1	235	Gr.-TR	Greensboro, N.C./Jackson State
28	Josh DeBerry	DB	6-1	180	Gr.-TR	Grosse Pointe Park, Mich./Boston College
75	Kam Dewberry	OL	6-4	330	So.-1L	Humble, Texas/Atascocita
10	Fadil Diggs	DL	6-5	260	Jr.-3L	East Camden, N.J./Woodrow Wilson
25	Anthony DiNota	RB	6-0	205	So.-SQ	Frisco, Texas/Frisco
73	Finn Dirstine	OL	6-5	330	Gr.-TR	Acton, Mass./Boston College
55	Hunter Erb	OL	6-6	320	Fr.-RS	Newark, Texas/Eaton
76	Reuben Fatheree II	OL	6-8	315	Jr.-2L	Richmond, Texas/Foster
70	Derek Ferraro	OL	6-6	320	Gr.-TR	Purchase, N.Y./Richmond
89	Nathan Figueroa	TE	6-4	255	Fr.-RS	Brenham, Texas/Faith Academy
61	Bryce Foster	OL	6-5	330	So./2L	Katy, Texas/Taylor
82	Fernando Garza III	TE	6-6	250	So.-1L	Katy, Texas/Katy
20	Jardin Gilbert	DB	6-1	200	Jr.-2L	White Castle, La. / University Lab
48	Jacob Graham	FB/DS	5-11	220	Jr.-2L	Houston, Texas/Memorial
18	Donovan Green	TE	6-4	245	So.-1L	Dickinson, Texas/Dickinson
8	Tony Grimes	DB	6-0	190	Sr.-TR	Virginia Beach, Va./North Carolina
51	Levi Hancock	DS	6-2	225	Fr.-RS	Bryan, Texas/Brazos Christian
11	Deuce Harmon	DB	5-10	185	So.-2L	Corinth, Texas/Denton Guyer
40	Martrell Harris, Jr.	LB	6-2	220	So.-1L	The Woodlands, Texas/The Woodlands
16	Jaylen Henderson	QB	6-3	220	So.-1L	Encino, Calif./Fresno State
37	Aidan Herrera	DB	6-0	200	Fr.-RS	San Antonio, Texas/Reagan
13	DJ Hicks	DL	6-5	290	Fr.-HS	Katy, Texas/Paetow
63	Chance Jackson	OL	6-0	295	Fr.-RS	The Woodlands, Texas/College Park
3	McKinnley Jackson	DL	6-2	325	Sr.-3L	Lucedale, Miss./George County
96	Nathan Jackson	DL	6-0	275	So.-SQ	Red Oak, Texas/Red Oak
23	Chantz Johnson	LB	6-1	225	Fr.-HS	Fort Pierce, Fla./College Station
19	Jake Johnson	TE	6-6	240	So.-1L	Athens, Ga./Oconee County
14	Max Johnson	QB	6-6	230	So.-1L	Athens, Ga./LSU
32	Jerry Johnson III	RB	6-1	235	Gr.-TR	Port St. Lucie, Fla./Rice
15	Rylan Kennedy	DL	6-4	220	Fr.-HS	Mansfield, Texas/Lake Ridge
33	Jarred Kerr	DB	6-0	195	So.-1L	Lexington, Texas/Lexington
34	Preston Landis	RB	5-11	210	Fr.-TR	Rockwall, Texas/North Texas
54	Danny Lockhart Jr.	LB	5-11	230	Jr.-TR	Redlands, Calif./Ole Miss
83	Andrew Maleski	WR	5-10	175	Fr.-RS	Cypress, Texas/Bridgeland
2	Jacoby Mathews	DB	6-2	215	So.-1L	Ponchatoula, La./Ponchatoula
12	Sam Mathews	DB	6-3	210	Gr.-2L	League City, Texas/Clear Creek
16	Sam McCall	DB	6-1	185	So.-TR	Lakeland, Fla./Florida State

NO.	PLAYER	POS.	HT	WT	CL-EXP	HOMETOWN (HIGH SCHOOL/PREV. SCHOOL)
17	Theo Melin Öhrström	TE	6-6	250	Fr.-1L	Stockholm, Sweden/RIG Academy
52	Andrew Merrick	LB	6-2	220	Jr.-1L	Dallas, Texas/Parish Episcopal
22	Ethan Moczulski	PK	5-11	200	Fr.-RS	Spokane, Wash./Mt. Spokane
8	Le'Veon Moss	RB	6-0	210	So.-1L	Walker, La./Istrouma College Prep
7	Moose Muhammad III	WR	6-1	205	Jr.-3L	Charlotte, N.C./Myers Park
54	Mark Nabou Jr.	OL	6-4	325	Fr.-1L	Lynnwood, Wash./O'Dea
0	Walter Nolen	DL	6-4	290	So.-1L	Powell, Tenn./Powell
21	Dallas Novicke	QB	6-0	200	Fr.-RS	East Bernard, Texas/East Bernard
74	Aki Ogunbiyi	OL	6-4	315	Jr.-2L	Houston, Texas/Kempner
18	LT Overton	DL	6-5	265	So.-1L	Milton, Ga./Milton
95	Micaiah Overton	DL	6-4	300	Gr.-RS	Bessemer, Ala./Liberty
2	Rueben Owens	RB	6-0	200	Fr.-HS	El Campo, Texas/El Campo
97	Alessandro Perez	DL	6-3	210	Fr.-HS	Georgetown, Texas/East View
6	Jaden Platt	TE	6-5	245	Fr.-HS	Haslet, Texas/Eaton
94	Cody Polk	DL	6-8	240	Fr.-RS	Dallas, Texas/Trinity Christian Academy
34	Isaiah Raikes	DL	6-2	320	Jr.-3L	Woodbury, N.J./St. Augustine Prep
10	Marcel Reed	QB	6-2	180	Fr.HS	Nashville, Tenn./Montgomery Bell Academy
17	Albert Regis	DL	6-2	325	So.-1L	La Porte, Texas/La Porte
26	Demani Richardson	DB	6-1	215	Sr.-4L	Waxahachie, Texas/Waxahachie
42	Kent Robinson	DB	5-10	175	Fr.-SQ	Grand Prairie, Texas/South Grand Prairie
64	Layden Robinson	OL	6-4	315	Gr.-4L	Manvel, Texas/Manvel
19	Bravion Rogers	DB	6-0	180	Fr.-HS	La Grange, Texas/La Grange
30	JR Rosenberg	DB	5-10	210	Fr.-HS	Sarasota, Fla./Cardinal Mooney
24	Chris Russell Jr.	LB	6-2	235	Sr.-4L	Dyersburg, Tenn./Dyersburg
20	Johnny Ryder	QB	6-1	195	Fr.-RS	Granger, Texas/Granger
56	John Sabra	OL	6-2	330	Sr.-SQ	Magnolia, Texas/Magnolia
39	Sam Salz	RB	5-6	155	Jr.-SQ	Philadelphia, Pa./Koholet Yeshiva
27	Daymion Sanford	LB	6-2	225	Fr.-HS	Katy, Texas/Paetow
53	Jadon Scarlett	DL	6-2	285	Fr.-HS	Argyle, Texas/Argyle
67	TJ Shanahan	OL	6-4	315	Fr.-HS	Austin, Texas/Westlake
33	Charles Shelling	RB	5-10	210	Jr.-RS	Missouri City, Texas/Cisco JC
50	Jaxson Slanker	LB	6-0	215	Fr.-RS	College Station, Texas/College Station
0	Ainias Smith	WR	5-10	200	Gr.-4L	Missouri City, Texas/Fort Bend Dulles
38	Will Smoot	DB	5-11	190	Gr.-1L	Houston, Texas/Kingwood Park
66	Jordan Spasojevic-Moko	OL	6-6	325	Jr.-1L	Brisbane, Australia/Snow College
87	Keith Steptoe	DB	6-0	195	Jr.-SQ	Navasota, Texas/Navasota
1	Evan Stewart	WR	6-0	175	So.-1L	Memphis, Tenn./Liberty [TX]
4	Shemar Stewart	DL	6-6	285	So.-1L	Miramar, Fla./Monsignor Pace Academy
68	Remington Strickland	OL	6-4	300	So.-1L	Sugar Land, Texas/Fort Bend Christian
31	Caleb Surber	DB	6-0	175	So.-SQ	Fair Oaks Ranch, Texas/Boerne-Champion
92	Malick Sylla	DL	6-6	240	So.-1L	Katy, Texas/Katy
88	Samu Taumanupepe	DL	6-3	380	Fr.-HS	Humble, Texas/Atascocita
9	Bobby Taylor	DB	6-1	185	Fr.-RS	Katy, Texas/Katy
13	Micah Tease	WR	6-0	180	Fr.-HS	Tulsa, Okla./Booker T. Washington
14	Jayvon Thomas	DB	6-0	190	Fr.-HS	Dallas, Texas/South Oak Cliff
3	Noah Thomas	WR	6-6	200	So.-1L	Pearland, Texas/Clear Springs
77	Colton Thomasson	OL	6-8	320	Fr.-HS	Spring Branch, Texas/Smithson Valley
58	Garrett Townsend	DS	6-0	245	Gr.-SQ	Houston, Texas/Cypress Christian
32	Aaron Trevino	DB	5-8	180	Fr.-RS	La Feria, Texas/La Feria
51	Kason Tullos	LB	6-1	220	So.-SQ	Spring, Texas/Klein Oak
36	Truette Tumey	P	6-2	185	So.-SQ	Houston, Texas/Furman
81	Pierce Turner	WR	6-3	195	Fr.-RS	Austin, Texas/Westlake
5	Shemar Turner	DL	6-4	290	Jr.-2L	DeSoto, Texas/DeSoto
41	Jalen Waddy	LB	6-0	230	Jr.-RS	Houston, Texas/Blinn College
9	Jahdae Walker	WR	6-4	210	Jr.-TR	Cleveland, Ohio/Grand Valley State
36	Kyle Walsh	DB	6-0	200	Fr.-RS	College Station, Texas/College Station
15	Conner Weigman	QB	6-3	215	So.-1L	Cypress, Texas/Bridgeland
6	Enai White	DL	6-5	240	So.-1L	Philadelphia, Pa./Imhotep
37	Tyler White	P	6-4	215	Fr.-HS	Southlake, Texas/Carroll
35	Isaiah Willis	DB	6-0	205	Fr.-RS	Sunnyvale, Texas/Sunnyvale
42	Max Wright	TE	6-4	260	Gr.-5L	Katy, Texas/Taylor
21	Taurean York	LB	6-0	230	Fr.-HS	Temple, Texas/Temple
39	Blair Zepeda	PK	5-11	220	Gr.-TR	Richardson, Texas/ACU
43	Alex Zettler	DB	6-0	200	Gr.-2L	West Jordan, Utah/Brighton
60	Trey Zuhn III	OL	6-7	315	So.-1L	Fort Collins, Colo./Fossil Ridge

TEXAS A&M 2023 NUMERICAL ROSTER

NO.	PLAYER	POS.	HT	WT	CL-EXP	HOMETOWN (HIGH SCHOOL/PREV. SCHOOL)
0	Walter Nolen	DL	6-4	290	So.-1L	Powell, Tenn./Powell
0	Ainias Smith	WR	5-10	200	Gr.-4L	Missouri City, Texas/Fort Bend Dulles
1	Bryce Anderson	DB	6-0	195	So.-1L	Beaumont, Texas/West Brook
1	Evan Stewart	WR	6-0	175	So.-1L	Memphis, Tenn./Liberty [TX]
2	Jacoby Mathews	DB	6-2	215	So.-1L	Ponchatoula, La./Ponchatoula
2	Rueben Owens	RB	6-0	200	Fr.-HS	El Campo, Texas/El Campo
3	McKinnley Jackson	DL	6-2	325	Sr.-3L	Lucedale, Miss./George County
3	Noah Thomas	WR	6-6	200	So.-1L	Pearland, Texas/Clear Springs
4	Amari Daniels	RB	5-9	205	Jr.-1L	Miami, Fla./Central
4	Shemar Stewart	DL	6-6	285	So.-1L	Miramar, Fla./Monsignor Pace Academy
5	Shemar Turner	DL	6-4	290	Jr.-2L	DeSoto, Texas/DeSoto
6	Jaden Platt	TE	6-5	245	Fr.-HS	Haslet, Texas/Eaton
6	Enai White	DL	6-5	240	So.-1L	Philadelphia, Pa./Imhotep
7	Tyreek Chappell	DB	5-11	185	Jr.-2L	Philadelphia, Pa./Northeast
7	Moose Muhammad III	WR	6-1	205	Jr.-HS	Charlotte, N.C./Myers Park
8	Tony Grimes	DB	6-0	190	Sr.-TR	Virginia Beach, Va./North Carolina
8	Le'Veon Moss	RB	6-0	210	So.-1L	Walker, La./Istrouma College Prep
9	Bobby Taylor	DB	6-1	185	Fr.-RS	Katy, Texas/Katy
9	Jahdae Walker	WR	6-4	210	Jr.-TR	Cleveland, Ohio/Grand Valley State
10	Fadil Diggs	DL	6-5	260	Jr.-3L	East Camden, N.J./Woodrow Wilson
10	Marcel Reed	QB	6-2	180	Fr.-HS	Nashville, Tenn./Montgomery Bell Academy
11	Raymond Cottrell	WR	6-3	210	Fr.-HS	Milton, Fla./Milton
11	Deuce Harmon	DB	5-10	185	So.-2L	Corinth, Texas/Denton Guyer
12	Sam Mathews	DB	6-3	210	Gr.-2L	League City, Texas/Clear Creek
13	DJ Hicks	DL	6-5	290	Fr.-HS	Katy, Texas/Paetow
13	Micah Tease	WR	6-0	180	Fr.-HS	Tulsa, Okla./Booker T. Washington
14	Max Johnson	QB	6-6	230	So.-1L	Athens, Ga./LSU
14	Jayvon Thomas	DB	6-0	190	Fr.-HS	Dallas, Texas/South Oak Cliff
15	Rylan Kennedy	DL	6-4	220	Fr.-HS	Mansfield, Texas/Lake Ridge
15	Conner Weigman	QB	6-3	215	So.-1L	Cypress, Texas/Bridgeland
16	Jaylen Henderson	QB	6-3	220	So.-TR	Encino, Calif./Fresno State
16	Sam McCall	DB	6-1	185	So.-TR	Lakeland, Fla./Florida State
17	Theo Melin Öhrström	TE	6-6	250	Fr.-1L	Stockholm, Sweden/RIG Academy
17	Albert Regis	DL	6-2	325	So.-1L	La Porte, Texas/La Porte
18	Donovan Green	TE	6-4	245	So.-1L	Dickinson, Texas/Dickinson
18	LT Overton	DL	6-5	265	So.-1L	Milton, Ga./Milton
19	Jake Johnson	TE	6-6	240	So.-1L	Athens, Ga./Oconee County
19	Bravion Rogers	DB	6-0	180	Fr.-HS	La Grange, Texas/La Grange
20	Jardin Gilbert	DB	6-1	200	Jr.-2L	White Castle, La./University Lab
20	Johnny Ryder	QB	6-1	195	Fr.-RS	Granger, Texas/Granger
21	Dallas Novicke	QB	6-0	200	Fr.-RS	East Bernard, Texas/East Bernard
21	Taurean York	LB	6-0	230	Fr.-HS	Temple, Texas/Temple
22	Jurriente Davis	LB	6-1	235	Gr.-TR	Greensboro, N.C./Jackson State
22	Ethan Moczulski	PK	5-11	200	Fr.-RS	Spokane, Wash./Mt. Spokane
23	Blake Bost	QB	6-3	195	Jr.-2L	Groves, Texas/Port Neches-Groves
23	Chantz Johnson	LB	6-1	225	Fr.-HS	Fort Pierce, Fla./College Station
24	Earnest Crownover	RB	6-3	235	Gr.-3L	Grandview, Texas/Kilgore JC
24	Chris Russell Jr.	LB	6-2	235	Sr.-4L	Dyersburg, Tenn./Dyersburg
25	Dalton Brooks	DB	6-0	195	Fr.-HS	Shiner, Texas/Shiner
25	Anthony DiNota	RB	6-0	205	So.-SQ	Frisco, Texas/Frisco
26	David Bailey Jr.	RB	6-0	235	Gr.-TR	Ridgely, Md./Colorado State
26	Demani Richardson	DB	6-1	215	Sr.-4L	Waxahachie, Texas/Waxahachie
27	Ronnie Crosby III	RB	5-9	215	Fr.-HS	DeRidder, La./DeRidder
27	Daymion Sanford	LB	6-2	225	Fr.-HS	Katy, Texas/Paetow
28	Israel Benjamin	RB	5-9	210	Gr.-TR	Phoenix, Ariz./Harvard
28	Josh DeBerry	DB	6-1	180	Gr.-TR	Grosse Pointe Park, Mich./Boston College
30	JR Rosenberg	DB	5-10	210	Fr.-HS	Sarasota, Fla./Cardinal Mooney
31	Caleb Surber	DB	6-0	175	So.-SQ	Fair Oaks Ranch, Texas/Boerne-Champion
32	Jerry Johnson III	RB	6-1	235	Gr.-TR	Port St. Lucie, Fla./Rice
32	Aaron Trevino	DB	5-8	180	Fr.-RS	La Feria, Texas/La Feria
33	Jarred Kerr	DB	6-0	195	So.-1L	Lexington, Texas/Lexington
34	Preston Landis	RB	5-11	210	Fr.-TR	Rockwall, Texas/North Texas
34	Isaiah Raikes	DL	6-2	320	Jr.-3L	Woodbury, N.J./St. Augustine Prep
35	Isaiah Willis	DB	6-0	205	Fr.-RS	Sunnyvale, Texas/Sunnyvale
36	Truette Tumey	P	6-2	185	So.-SQ	Houston, Texas/Furman

NO.	PLAYER	POS.	HT	WT	CL-EXP	HOMETOWN (HIGH SCHOOL/PREV. SCHOOL)
36	Kyle Walsh	DB	6-0	200	Fr.-RS	College Station, Texas/College Station
37	Aidan Herrera	DB	6-0	200	Fr.-RS	San Antonio, Texas/Reagan
37	Tyler White	P	6-4	215	Fr.-HS	Southlake, Texas/Carroll
38	Will Smoot	DB	5-11	190	Gr.-1L	Houston, Texas/Kingwood Park
39	Sam Salz	RB	5-6	155	Jr.-SQ	Philadelphia, Pa./Kohet Yeshiva
39	Blair Zepeda	PK	5-11	220	Gr.-TR	Richardson, Texas/ACU
40	Martrell Harris, Jr.	LB	6-2	220	So.-1L	The Woodlands, Texas/The Woodlands
42	Kent Robinson	DB	5-10	175	Fr.-SQ	Grand Prairie, Texas/South Grand Prairie
42	Max Wright	TE	6-4	260	Gr.-5L	Katy, Texas/Taylor
43	Alex Zettler	DB	6-0	200	Gr.-2L	West Jordan, Utah/Brighton
45	Edgerrin Cooper	LB	6-3	230	Jr.-3L	Covington, La./Covington
47	Randy Bond	PK	5-11	195	Jr.-1L	Plano, Texas/West
48	Jacob Graham	DS	5-11	220	Jr.-2L	Houston, Texas/Memorial
49	Connor Able	DS	6-3	220	So.-RS	Houston, Texas/Stratford
50	Jaxson Slanker	LB	6-0	215	Fr.-RS	College Station, Texas/College Station
51	Levi Hancock	DS	6-2	225	Fr.-RS	Bryan, Texas/Brazos Christian
51	Kason Tullos	LB	6-1	220	So.-SQ	Spring, Texas/Klein Oak
52	Naquil Betrand	OL	6-6	340	Fr.-HS	Philadelphia, PA (Northeast)
52	Andrew Merrick	LB	6-2	220	Jr.-1L	Dallas, Texas/Parish Episcopal
53	Jadon Scarlett	DL	6-2	285	Fr.-HS	Argyle, Texas/Argyle
54	Danny Lockhart Jr.	LB	5-11	230	Jr.-TR	Redlands, Calif./Ole Miss
54	Mark Nabou Jr.	OL	6-4	325	Fr.-1L	Lynnwood, Wash./O'Dea
55	Hunter Erb	OL	6-6	320	Fr.-RS	Newark, Texas/Eaton
56	John Sabra	OL	6-2	330	Sr.-SQ	Magnolia, Texas/Magnolia
58	Garrett Townsend	DS	6-0	245	Gr.-SQ	Houston, Texas/Cypress Christian
59	Ty Banco	OL	6-1	295	Fr.-HS	Washington, Pa./Trinity
60	Trey Zuhn III	OL	6-7	315	So.-1L	Fort Collins, Colo./Fossil Ridge
61	Bryce Foster	OL	6-5	330	So.-2L	Katy, Texas/Taylor
62	Zachary Clay	OL	5-11	235	So.-SQ	Lithia, Fla./Newsome
63	Chance Jackson	OL	6-0	295	Fr.-RS	The Woodlands, Texas/College Park
64	Layden Robinson	OL	6-4	315	Gr.-4L	Manvel, Texas/Manvel
66	Jordan Spasojevic-Moko	OL	6-6	325	Jr.-1L	Brisbane, Australia/Snow College
67	TJ Shanahan	OL	6-4	315	Fr.-HS	Austin, Texas/Westlake
68	Remington Strickland	OL	6-4	300	So.-1L	Sugar Land, Texas/Fort Bend Christian
70	Derek Ferraro	OL	6-6	320	Gr.-TR	Purchase, N.Y./Richmond
71	Chase Bisontis	OL	6-6	320	Fr.-HS	Ramsey, N.J./Don Bosco Prep
73	Finn Dirstine	OL	6-5	330	Gr.-TR	Acton, Mass./Boston College
74	Aki Ogunbiyi	OL	6-4	315	Jr.-2L	Houston, Texas/Kempner
75	Kam Dewberry	OL	6-4	330	So.-1L	Humble, Texas/Atascocita
76	Reuben Fatheree II	OL	6-8	315	Jr.-2L	Richmond, Texas/Foster
77	Colton Thomasson	OL	6-8	320	Fr.-HS	Spring Branch, Texas/Smithson Valley
78	Dametrious Crownover	OL	6-7	315	So.-1L	Grandview, Texas/Grandview
79	James Bailey	OL	6-3	310	Fr.-RS	Katy, Texas/Paetow
81	Pierce Turner	WR	6-3	195	Fr.-RS	Austin, Texas/Westlake
82	Fernando Garza III	TE	6-6	250	So.-1L	Katy, Texas/Katy
83	Andrew Maleski	WR	5-10	175	Fr.-RS	Cypress, Texas/Bridgeland
84	Blake Buntyn	WR	6-2	190	Fr.-HS	Franklin, Tenn./Franklin
85	Chase Burton	WR	5-11	175	Fr.-HS	Dallas, Texas/Parish Episcopal
87	Jacob Brasher	WR	6-1	190	Fr.-RS	Allen, Texas/Allen
87	Keith Steptoe	DB	6-0	195	Jr.-SQ	Navasota, Texas/Navasota
88	Jordan Anthony	WR	5-10	160	So.-TR	Tylertown, Miss./Kentucky
88	Samu Taumanupepe	DL	6-3	380	Fr.-HS	Humble, Texas/Atascocita
89	Nathan Figueroa	TE	6-4	255	Fr.-RS	Brenham, Texas/Faith Academy
90	Nana Boadi-Owusu	LB	6-2	240	Fr.-RS	Arlington, Texas/Martin
91	Tommy Colligan	DL	6-2	230	Fr.-HS	San Antonio, Texas/Alamo Heights
92	Malick Sylla	DL	6-6	240	So.-1L	Katy, Texas/Katy
93	Drew Beltran	DL	6-1	275	Jr.-SQ	Longview, Texas/Longview
94	Drake Bhatia	PK	5-7	165	Jr.-SQ	Houston, Texas/Episcopal
94	Cody Polk	DL	6-8	240	Fr.-RS	Dallas, Texas/Trinity Christian Academy
95	Nik Constantinou	P	6-3	225	Gr.-4L	Melbourne, Australia/Penleigh & Essendon
95	Micaiah Overton	DL	6-4	300	Gr.-RS	Bessemer, Ala./Liberty
96	Nathan Jackson	DL	6-0	275	So.-SQ	Red Oak, Texas/Red Oak
97	Alessandro Perez	DL	6-3	210	Fr.-HS	Georgetown, Texas/East View
99	Gabriel Brownlow-Dindy	DL	6-3	300	Fr.-1L	Lakeland, Fla./Lakeland

LAST 10 SINGLE-GAME PERFORMANCES

10+ TACKLES GAME

PLAYER	DATE	OPP.	TACKLES
Taurean York	Sept. 23, 2023	Auburn	11
Josh DeBerry	Sept. 2, 2023	New Mexico	10
Antonio Johnson	Nov. 26, 2022	LSU	10
Demani Richardson	Nov. 26, 2022	LSU	10
Antonio Johnson	Nov. 12, 2022	@ Auburn	10
Jacoby Mathews	Nov. 5, 2022	Florida	15
Jarred Kerr	Nov. 5, 2022	Florida	10
McKinnley Jackson	Oct. 29, 2022	Ole Miss	12
Demani Richardson	Oct. 8, 2022	@ Alabama	12
Antonio Johnson	Sept. 24, 2022	vs. Arkansas	13
Chris Russell Jr.	Sept. 24, 2022	vs. Arkansas	10

300-YARD PASSING GAME

PLAYER	DATE	OPP.	PASS YDS
Conner Weigman	Sept. 16, 2023	ULM	337
Conner Weigman	Sept. 9, 2023	@ Miami	336
Conner Weigman	Oct. 29, 2022	Ole Miss	338
Haynes King	Sept. 3, 2022	Sam Houston	364
Kellen Mond	Oct. 10, 2020	Florida	338
Kellen Mond	Oct. 3, 2020	@ Alabama	318
Kellen Mond	Sept. 21, 2019	Auburn	335
Kellen Mond	Sept. 14, 2019	Lamar	317
Kellen Mond	Oct. 13, 2018	@ South Carolina	353
Kellen Mond	Sept. 8, 2018	Clemson	430

100-YARD RUSHING GAME

PLAYER	DATE	OPP.	RUSH YDS
De'Von Achane	Nov. 26, 2022	LSU	215
De'Von Achane	Nov. 5, 2022	Florida	122
De'Von Achane	Oct. 29, 2022	Ole Miss	138
De'Von Achane	Oct. 1, 2022	@ Mississippi State	111
De'Von Achane	Sept. 24, 2022	vs. Arkansas	159
De'Von Achane	Nov. 13, 2021	@ Ole Miss	110
Isaiah Spiller	Nov. 6, 2021	Auburn	112
De'Von Achane	Oct. 23, 2021	South Carolina	154
Isaiah Spiller	Oct. 23, 2021	South Carolina	102
Isaiah Spiller	Oct. 16, 2021	@ Missouri	168
De'Von Achane	Oct. 16, 2021	@ Missouri	124

100-YARD RECEIVING GAME

PLAYER	DATE	OPP.	REC YDS
Ainias Smith	Sept. 16, 2023	ULM	127
Jahdae Walker	Sept. 16, 2023	ULM	110
Evan Stewart	Sept. 9, 2023	@ Miami	142
Evan Stewart	Sept. 2, 2023	New Mexico	115
Evan Stewart	Nov. 5, 2022	Florida	120
Moose Muhammad III	Oct. 29, 2022	Ole Miss	112
Evan Stewart	Oct. 8, 2022	@ Alabama	106
Moose Muhammad III	Oct. 1, 2022	@ Mississippi State	119
Ainias Smith	Sept. 3, 2022	Sam Houston	164
Demond Demas	Sept. 18, 2021	New Mexico	100

10+ RECEPTIONS GAME

PLAYER	DATE	OPP.	REC
Evan Stewart	Sept. 9, 2023	@ Miami	11
Christian Kirk	Dec. 29, 2017	N Wake Forest	13
Jhamon Ausbon	Dec. 29, 2017	N Wake Forest	12
Josh Reynolds	Dec. 28, 2016	N Kansas State	12
Christian Kirk	Oct. 1, 2016	@ South Carolina	12
Christian Kirk	Dec. 30, 2015	N Louisville	10
Josh Reynolds	Dec. 30, 2015	N Louisville	11
Speedy Noil	Oct. 11, 2014	Ole Miss	11
Ricky Seals-Jones	Oct. 4, 2014	@ Mississippi State	10
Malcome Kennedy	Aug. 28, 2014	@ South Carolina	14

200+ ALL-PURPOSE YARDS GAME

PLAYER	DATE	OPP.	A-P YDS
De'Von Achane	Oct. 1, 2022	@ Mississippi State	208
Isaiah Spiller	Nov. 2, 2019	UTSA	224
Trayveon Williams	Dec. 31, 2018	N NC State	241
Trayveon Williams	Nov. 10, 2018	Ole Miss	243
Trayveon Williams	Oct. 6, 2018	Kentucky	210
Trayveon Williams	Aug. 30, 2018	Northwestern State	242
Christian Kirk	Dec. 29, 2017	N Wake Forest	219
Christian Kirk	Nov. 11, 2017	New Mexico	210
Trayveon Williams	Nov. 4, 2017	Auburn	233
Christian Kirk	Sept. 23, 2017	N Arkansas	246

LAST TIME ...

ONE 100-YARD RUSHER

by A&M..... 122, De'Von Achane vs. Florida (Nov. 5, 2022)
by Opp. 100, Montrell Johnson Jr. of Florida (Nov. 5, 2022)

TWO 100-YARD RUSHERS

by A&M..... 154, De'Von Achane vs. South Carolina (Oct. 23, 2021)
102, Isaiah Spiller vs. South Carolina (Oct. 23, 2021)
by Opp. 121, Tank Bigsby of Auburn (Nov. 12, 2022)
121, Jarquez Hunter of Auburn (Nov. 12, 2022)

200-YARD RUSHER

by A&M..... 215, De'Von Achane vs. LSU (Nov. 26, 2022)
by Opp. 205, Quinshon Judkins of Ole Miss (Oct. 29, 2022)

60-YARD RUSH PLAY

by A&M..... 79, Amari Daniels vs. Auburn (Sept. 23, 2023)
by Opp. 61, Quinshon Judkins of Ole Miss (Oct. 29, 2022)

THREE-OR-MORE RUSHING TDs

by A&M..... 3, Isaiah Spiller vs. UTSA (Nov. 2, 2019)
by Opp. 3, Joe Burrow of LSU (Nov. 22, 2018)

TEAM RUSHED FOR 300 YARDS

by A&M..... 303 vs. Kent State (Sept. 4, 2021)
by Opp. 390 by Ole Miss (Oct. 29, 2022)

TEAM RUSHED FOR LESS THAN 100 YARDS

by A&M..... 94 at Auburn (Nov. 12, 2022)
by Opp. 77 by Miami (Sept. 9, 2023)

300-YARD PASSER

by A&M..... 337, Conner Weigman vs. ULM (Sept. 16, 2023)
by Opp. 374, Tyler Van Dyke of Miami (Sept. 9, 2023)

400-YARD PASSER

by A&M..... 430, Kellen Mond vs. Clemson (Sept. 8, 2018)
by Opp. 408, Will Rogers of Mississippi State (Oct. 2, 2021)

SCORED ON OVER A 50-YARD PASS PLAY

by A&M..... 66 yds, Yulkeith Brown from Haynes King vs. Sam Houston (Sept. 3, 2022)
63 yds, Ainiias Smith from Haynes King vs. Sam Houston (Sept. 3, 2022)
by Opp. 64, Jacoby George from Tyler Van Dyke of Miami (Sept. 9, 2023)
52, Isaiah Horton from Tyler Van Dyke of Miami (Sept. 9, 2023)

30 PASS COMPLETIONS

by A&M..... 31, Conner Weigman at Miami (Sept. 9, 2023)
by Opp. 31, Will Rogers of Mississippi State (Oct. 1, 2022)

40 PASS ATTEMPTS

by A&M..... 53, Conner Weigman at Miami (Sept. 9, 2023)
by Opp. 45, Will Rogers of Mississippi State (Oct. 1, 2022)

THREE TD PASSES

by A&M..... 3, Haynes King vs. Sam Houston (Sept. 3, 2022)
by Opp. 3, Jalen Milroe of Alabama (Oct. 8, 2022)

FOUR-OR-MORE TD PASSES

by A&M..... 5, Conner Weigman vs. New Mexico (Sept. 2, 2023)
by Opp. 4, Kyle Trask of Florida (Oct. 10, 2020)

100-YARD RECEIVER

by A&M..... 142, Evan Stewart at Miami (Sept. 9, 2023)
by Opp. 126, Xavier Restrepo of Miami (Sept. 9, 2023)

TWO 100-YARD RECEIVERS

by A&M..... 127, Ainiias Smith vs. ULM (Sept. 16, 2023)
110, Jahdae Walker vs. ULM (Sept. 16, 2023)

10-OR-MORE RECEIVERS

by A&M..... 10 vs. ULM (Sept. 16, 2023)
by Opp. 11 by Auburn (Sept. 23, 2023)

10-OR-MORE RECEPTIONS

by A&M..... 11, Evan Stewart at Miami (Sept. 9, 2023)
by Opp. 10, Jameson Williams of Alabama (Oct. 9, 2021)

FOUR FIELD GOALS

by A&M..... 4, Randy Bond vs. ULM (Sept. 16, 2023)
by Opp. 4, Rodrigo Blankenship of Georgia (Nov. 23, 2019)

50-YARD FIELD GOAL

by A&M..... 51, Randy Bond vs. Auburn (Sept. 23, 2023)
by Opp. 50, Adam Mihalek of Florida (Nov. 5, 2022)

60-YARD FIELD GOAL

by A&M..... 62, Terence Kitchens vs. Southern Miss (Sept. 25, 1999)

RECORDED A BLOCKED PUNT

by A&M..... Jahdae Walker at Miami (1st Qtr) (Sept. 9, 2023)
by Opp. Ja'Corey Brooks of Alabama (3rd Qtr) (Oct. 9, 2021)

RECORDED A BLOCKED FIELD GOAL ATTEMPT

by A&M..... Albert Regis vs. Miami (2nd Qtr) (Sept. 17, 2022)
by Opp. Tavian Combs of New Mexico (2nd Qtr) (Sept. 3, 2023)

A KICKOFF WAS RETURNED FOR A TD

by A&M..... 95 yards, De'Von Achane vs. App State (Sept. 10, 2022)
by Opp. 98 yards, Brashard Smith of Miami (Sept. 9, 2023)

OPENING KICKOFF WAS RETURNED FOR A TD

by A&M..... 100 yards, Jashaun Corbin vs. Arkansas (Sept. 29, 2018)
by Opp. 100 yards, Xavier Legette of South Carolina (Oct. 22, 2022)

PUNT RETURN FOR A TD

by A&M..... 95 yards, Ainiias Smith vs. South Carolina (Oct. 23, 2021)
by Opp. 59 yards, Jessie Bates of Wake Forest (Dec. 29, 2017)

BLOCKED PUNT RETURN FOR A TD

by A&M..... Charles Oliver vs. Wake Forest, 0 yards (Dec. 29, 2017)
by Opp. King Mwikuta of Alabama, 0 yards (Oct. 9, 2021)

INTERCEPTION RETURNED FOR A TD

by A&M..... Leon O'Neal vs. Kent State, 85 yds (Sept. 4, 2021)
by Opp. Emmanuel Forbes of Mississippi State, 33 yds (Oct. 1, 2022)

FUMBLE RECOVERY FOR A TD

by A&M..... Demani Richardson vs. LSU, 27 yards (Nov. 26, 2022)
by Opp. Eugene Asante of Auburn, 67 yards (Sept. 23, 2023)

A TEAM SCORED A SAFETY

by A&M..... vs. Alabama in College Station (Oct. 7, 2017)
(Gillaspia blocked punt out of endzone)
by Opp. by Ole Miss in Oxford (Nov. 13, 2021)
(tackle in the endzone)

OVERTIME HISTORY

(14-6 OVERALL, 9-3 HOME, 1-2 AWAY, 4-1 NEUTRAL)

Nov. 1, 1997	A&M 28, Oklahoma State 25	1 OT	College Station
Dec. 5, 1998	A&M 36, Kansas State 33	2 OT	St. Louis (Big 12 Championship)
Dec. 31, 2000	Mississippi State 43, A&M 41	1 OT	Shreveport, La. (Independence Bowl)
Oct. 5, 2002	Texas Tech 48, A&M 47	1 OT	College Station
Nov. 16, 2002	Missouri 33, A&M 27	2 OT	College Station
Oct. 23, 2004	A&M 29, Colorado 26	1 OT	College Station
Oct. 30, 2004	Baylor 35, A&M 34	1 OT	Waco, Texas
Nov. 13, 2004	A&M 32, Texas Tech 25	1 OT	College Station
Oct. 1, 2005	A&M 16, Baylor 13	1 OT	College Station
Oct. 21, 2006	A&M 34, Oklahoma State 33	1 OT	Stillwater, Okla.
Sept. 8, 2007	A&M 47, Fresno State 45	3 OT	College Station
Oct. 29, 2011	Missouri 38, A&M 31	1 OT	College Station
Nov. 11, 2011	Kansas State 53, A&M 50	4 OT	Manhattan, Kan.
Sept. 27, 2014	A&M 35, Arkansas 28	1 OT	Arlington, Texas
Sept. 26, 2015	A&M 28, Arkansas 21	1 OT	Arlington, Texas
Sept. 3, 2016	A&M 31, UCLA 24	1 OT	College Station
Oct. 8, 2016	A&M 45, Tennessee 38	2 OT	College Station
Sept. 23, 2017	A&M 50, Arkansas 43	1 OT	Arlington, Texas
Oct. 6, 2018	A&M 20, Kentucky 14	1 OT	College Station
Nov. 22, 2018	A&M 74, LSU 72	7 OT	College Station

INDIVIDUAL 2023 SEASON & CAREER HIGHS

OFFENSE

#19 - JAKE JOHNSON

6 vs. ULM.....	Rec.	6 vs. ULM, 2023
36 vs. ULM.....	Rec. Yds	36 vs. ULM, 2023
1 vs. Auburn.....	Rec. TDs	1 vs. Auburn 2023
22 vs. Auburn.....	Long Play	22 vs. Auburn 2023

#7 - MOOSE MUHAMMAD III

4 vs. ULM.....	Rec.	8 vs. Ole Miss, 2022
33 vs. ULM.....	Rec. Yds	119 at Mississippi State, 2022
1 vs. New Mexico.....	Rec. TDs	1, 9x, last vs. New Mexico, 2023
15, 2x, last vs. ULM.....	Long Play	45 vs. UMass, 2022

#1 - EVAN STEWART

11 at Miami.....	Rec.	11 at Miami 2023
142 at Miami.....	Rec. Yds	142 at Miami 2023
2 vs. New Mexico.....	Rec. TDs	2 vs. New Mexico, 2023
44 at Miami.....	Long Play	44 at Miami 2023

#3 - NOAH THOMAS

6 vs. New Mexico.....	Rec.	6 vs. New Mexico, 2023
74 vs. New Mexico.....	Rec. Yds	74 vs. New Mexico, 2023
3 vs. New Mexico.....	Rec. TDs	3 vs. New Mexico, 2023
34 vs. New Mexico.....	Long Play	34 vs. New Mexico, 2023

#9 - JAHADE WALKER

.....	Rec.	5 vs. ULM, 2023
.....	Rec. Yds	110 vs. ULM, 2023
.....	Rec. TDs	1 vs. ULM, 2023
.....	Long Play	37 vs. ULM, 2023

#0 - AINIAS SMITH

7 vs. ULM.....	Rec.	8 vs. Kent State, 2021
127 vs. ULM.....	Rec. Yds	164 vs. Sam Houston, 2022
n/a.....	Rec. TDs	2, 5x, last vs. Sam Houston, 2022
32 vs. ULM.....	Long Play	63 vs. Sam Houston, 2022
2 vs. ULM.....	Rushes	10, 2x, last at Miss. State, 2020
5 vs. ULM.....	Rush Yds	70 at Tennessee, 2020
n/a.....	Rush TD	1, 4x, lastat Tennessee, 2020
4 vs. ULM.....	Long Play	38 at Tennessee, 2020

#4 - AMARI DANIELS

18 at Miami.....	Rush	18 at Miami 2023
85 vs. Auburn.....	Rush Yds	85 vs. Auburn, 2023
1, 2x, last vs. ULM.....	Rush TDs	1, 3x, last vs. ULM, 2023
79 vs. Auburn.....	Long Play	79 vs. Auburn, 2023
4 at Miami.....	Rec.	4 at Miami, 2023
27 vs. ULM.....	Rec. Yds	27 vs. ULM, 2023
n/a.....	Rec. TDs	n/a
14 vs. ULM.....	Long Play	14 vs. ULM, 2023

#8 - LE'VEON MOSS

15 vs. Auburn.....	Rush	15 vs. Auburn 2023
97 vs. Auburn.....	Rush Yds	97 vs. Auburn 2023
1, 2x, last vs. Auburn.....	Rush TDs	1, 3x, last vs. Auburn, 2023
36 vs. Auburn.....	Long Play	36 vs. Auburn

#2 - RUEBEN OWENS

.....	Rush	8 vs. ULM, 2023
.....	Rush Yds	51 vs. ULM, 2023
.....	Rush TDs	1 vs. ULM, 2023
.....	Long Play	21 vs. ULM, 2023
.....	Rec.	3 at Miami, 2023
.....	Rec. Yds	35 at Miami, 2023
.....	Rec. TDs	n/a
.....	Long Play	26 vs. Auburn, 2023

#15 - CONNER WEIGMAN

31 at Miami.....	Comp	31 at Miami, 2023
53 at Miami.....	Att	53 at Miami, 2023
337 vs. ULM.....	Pass Yds	338 vs. Ole Miss, 2022
5 vs. New Mexico.....	Pass TD	5 vs. New Mexico, 2023
44 at Miami.....	Long Pass	44 at Miami 2023
5 at Miami.....	Rushes	8 vs. UMass, 2022
29 at Miami.....	Rush Yds	66 vs. UMass, 2022
1, 2x, last vs. ULM.....	Rush TD	1, 2x, last vs. ULM 2023
19 vs. ULM.....	Long Rush	32 vs. UMass, 2022

#14 - MAX JOHNSON

7, 2x, last vs. Auburn.....	Comp	19 at Mississippi State, 2022
11, 2x, last vs. Auburn.....	Att	26 at Mississippi State, 2022
123 vs. Auburn.....	Pass Yds	203 at Mississippi State, 2022
2 vs. Auburn.....	Pass TD	2 vs. Auburn, 2023
37 vs. Auburn.....	Long Pass	37 vs. Auburn, 2022

DEFENSE

#1 - BRYCE ANDERSON

5, 2x, last vs. Auburn.....	Tackles	8, 2x, last vs. Ole Miss, 2022
2.0 vs. Auburn.....	TFL	2.0, 2x, last vs. Auburn 2023
1 vs. Auburn.....	FF	1, 2x, last vs. Auburn 2023
n/a.....	FR	2 at South Carolina, 2022
1 vs. ULM.....	PBU	1 vs. ULM 2023
1 vs. New Mexico.....	QBH	1 vs. New Mexico, 2023

#7 - TYREEK CHAPPELL

3 vs. Auburn.....	Tackles	8, 2x, last vs. Florida, 2022
n/a.....	TFL	1.0, 4x, last at Mississippi St. 2022
1, 2x, last at Miami.....	PBU	4 vs. Mississippi State, 2021
n/a.....	INT	1 vs. South Carolina, 2021
n/a.....	QBH	1 at Mississippi State, 2022
n/a.....	FR	1 vs. Arkansas, 2022

#45 - EDGERRIN COOPER

8, 2x, last vs. Auburn.....	Tackles	11 at Ole Miss, 2021
3.0, 2x, last vs. Auburn.....	TFL	3.0, 2x, last vs. Auburn, 2023
2.0 vs. Auburn.....	Sack	2.0 vs. Auburn 2023
2 vs. New Mexico.....	QBH	1, 7x, last vs. Florida 2022
n/a.....	PBU	2 vs. Miami, 2022
n/a.....	INT	1, 2x, last at Auburn, 2022
n/a.....	FF	1 vs. LSU, 2022
1 at Miami.....	FR	1, 2x, last at Miami, 2023

#28 - JOSH DEBERRY

10 vs. New Mexico.....	Tackles	10, 2x, last vs. New Mexico, 2023
1.5 vs. New Mexico.....	TFL	2.0, 2x, last at Georgia Tech, 2021
1.0 vs. New Mexico.....	Sack	1.0, 2x, last vs. New Mexico, 2023
2, 2x, last vs. Auburn.....	PBU	2, 4x, last vs. Auburn, 2023
1 vs. New Mexico.....	INT	1, 5x, last vs. New Mexico, 2023
1 vs. New Mexico.....	QBH	1, 8x, last vs. New Mexico, 2023

Italics denotes stats at Boston College

#10 - FADIL DIGGS

4 at Miami.....	Tackles	6, 2x, last at Alabama, 2022
2.0 at Miami.....	TFL	3.0 at Alabama, 2022
n/a.....	Sack	2.0 at Alabama, 2022
1 vs. New Mexico.....	QBH	1, 3x, last vs. New Mexico, 2023
1 at Miami.....	PBU	1 at Miami 2023
n/a.....	FF	2 at Alabama, 2022

#20 - JARDIN GILBERT

4 vs. New Mexico.....	Tackles	9, 2x, last at Alabama, 2022
0.5 vs. New Mexico.....	TFL	1.0 at Alabama, 2022
n/a vs. New Mexico.....	Sack	0.5 vs. Kent State, 2021
1 vs. New Mexico.....	PBU	2 vs. Miami, 2022
n/a.....	INT	1, 2x, last at Alabama, 2022

#11 - DEUCE HARMON

3 vs. Auburn.....	Tackles	6, 2x, last at Mississippi St., 2022
n/a.....	TFL	1.0 vs. New Mexico, 2021
1, 3x, last vs. Auburn.....	PBU	1, 4x, last vs. Auburn, 2023
n/a.....	INT	1 vs. South Carolina, 2021
n/a.....	FF	1 at Mississippi State, 2022

#40 - MARTRELL HARRIS JR.

2, 2x, last vs. ULM.....	Tackles	3 vs. UMass, 2022
n/a.....	TFL	1.0, 2x, last vs. UMass, 2022
n/a.....	Sack	1.0, 2x, last vs. UMass, 2022
n/a.....	QBH	1 vs. UMass, 2022
n/a.....	FF	1 vs. UMass, 2022

#3 - MCKINNLEY JACKSON

2, 2x, last vs. Auburn.....	Tackles	12 vs. Ole Miss, 2022
1.0 vs. Auburn.....	TFL	2.5 vs. Florida, 2022
1.0 vs. Auburn.....	Sack	1.0, 3x, last vs. Auburn 2023
n/a.....	QBH	2 vs. UMass, 2022
n/a.....	INT	1 vs. South Carolina, 2021
n/a.....	Block	1 at South Carolina, 2022

#33 - JARRED KERR

4 vs. ULM.....	Tackles	10 vs. Florida, 2022
n/a.....	TFL	1.0 at Alabama, 2022
n/a.....	Sack	1.0 at Alabama, 2022
n/a.....	PBU	1, 2x, last vs. Florida, 2022
1 vs. New Mexico.....	QBH	1 vs. New Mexico, 2023

#2 - JACOBY MATHEWS

4, 2x, last vs. ULM.....	Tackles	15 vs. Florida, 2022
1 vs. ULM.....	PBU	2 vs. Florida, 2022
n/a.....	QBH	1 vs. Ole Miss, 2022

#0 - WALTER NOLEN

7 vs. New Mexico.....	Tackles	7 vs. New Mexico, 2023
2.0 vs. Auburn.....	TFL	2.0 vs. Auburn, 2023
1.5 vs. Auburn.....	Sack	1.5 vs. Auburn, 2023
n/a.....	QBH	1 vs. Sam Houston, 2023
1 at Miami.....	PBU	1 at Miami, 2023
n/a.....	FF	1 at Alabama, 2022

#18 - LT OVERTON

2 at Miami.....	Tackles	9 at Auburn, 2022
n/a.....	TFL	1.0, 2x, last at Auburn, 2022
n/a.....	Sack	1.0 vs. Sam Houston, 2022
n/a.....	QBH	2 at South Carolina 2022

#34 - ISAIAH RAIKES

2, 2x, last vs. Auburn.....	Tackles	6 vs. App State, 2022
n/a.....	TFL	1.0 vs. Miami, 2022
n/a.....	Sacks	0.5 vs. Sam Houston, 2022
1 at Miami.....	PBU	1 at Miami, 2023

#17 - ALBERT REGIS

2 vs. Auburn.....	Tackles	6, 2x, last vs. UMass, 2022
1.0 vs. New Mexico.....	TFL	1.5 vs. UMass, 2022
n/a.....	PBU	1 vs. Miami, 2022
n/a.....	QBH	1 vs. Sam Houston, 2022
n/a.....	Blk	1 vs. Miami, 2022

#26 - DEMANI RICHARDSON

5 at Miami.....	Tackles	13 at Ole Miss, 2021
1.0 at Miami.....	TFL	2.0, 3x, last at LSU, 2021
n/a.....	Sack	1.0, 2x, last at LSU, 2021
n/a.....	PBU	2 at LSU, 2021
n/a.....	INT	1, 4x, last at Auburn, 2022
1 vs. New Mexico.....	QBH	2 vs. Auburn, 2021
n/a.....	FF	1, 4x, last vs. Miami, 2022

#24 - CHRIS RUSSELL JR.

5 vs. Auburn.....	Tackles	11 vs. App State, 2022
1.5 vs. Auburn.....	TFL	2.0, 2x, last at Alabama, 2022
1.5 vs. Auburn.....	Sack	1.5 vs. Auburn 2023
n/a.....	QBH	1, 2x, last at South Carolina 2022
n/a.....	PBU	1 vs. Arkansas, 2022
n/a.....	FF	1 vs. Arkansas, 2022
n/a.....	Block	1 at Mississippi State, 2020

#4 - SHEMAR STEWART

2 vs. Auburn.....	Tackles	5 vs. Miami, 2022
1.0 at Miami.....	TFL	1.0, 4x, last at Miami, 2023
1.0 at Miami.....	Sack	1.0, 2x, last at Miami, 2023
n/a.....	QBH	1, 2x, lastat Alabama, 2022
1 vs. New Mexico.....	PBU	2 vs. Sam Houston, 2022

#92 - MALICK SYLLA

2 vs. ULM.....	Tackles	5 vs. UMass, 2022
1.0, 2x, last vs. Auburn.....	TFL	1.0, 3x, last vs. Auburn, 2023
1.0 vs. ULM.....	Sack	1.0, 2x, last vs. ULM, 2023
n/a.....	QBH	1 vs. UMass, 2022

#5 - SHEMAR TURNER

5 vs. Auburn.....	Tackles	5, 3x, last vs. Auburn 2023
1.0, 4x, las vs. Auburn.....	TFL	1.5, 2x last vs. Florida, 2021
1.0, 3x, last vs. ULM.....	Sack	1.5 vs. Kent State, 2021
1, 2x, last vs. Auburn.....	QBH	1, 5x, last vs. Auburn, 2023
1, 2x, last vs. ULM.....	FF	1, 2x, last, 2023

#6 - ENAI WHITE

1 vs. New Mexico.....	Tackles	4 vs. Florida, 2022
n/a.....	TFL	1.0, 2x, last vs. Florida, 2022
n/a.....	Sack	1.0 vs. Florida, 2022
n/a.....	QBH	1 at Auburn, 2022
n/a.....	PBU	1 vs. LSU, 2022

#21 - TAUREAN YORK

.....	Tackles	11 vs. Auburn, 2023
.....	TFL	2.0 vs. Auburn, 2023
.....	Sack	0.5 vs. Auburn, 2023

SPECIAL TEAMS

#2 - RUEBEN OWENS

.....	KO Return	3 at Miami, 2023
.....	Return Yds	61 at Miami, 2023
.....	Long Return	29 at Miami, 2023

#0 - AINIAS SMITH

4 vs. New Mexico.....	Punt Return	6 at Colorado, 2021
53 vs. New Mexico.....	Return Yds	95 vs. South Carolina, 2021
44 vs. New Mexico.....	Long Return	95 vs. South Carolina, 2021
n/a.....	PR TD	1 vs. South Carolina, 2021
1 vs. Auburn.....	KO Returns	3 vs. Miss. St., 2019
15 vs. Auburn.....	Return Yds	49 vs. Miss. St., 2019
15 vs. Auburn/.....	Long Return	31 vs. Arkansas, 2019

#47 - RANDY BOND

4 vs. ULM.....	FG Made	4 vs. ULM, 2023
52 vs. ULM.....	Long FG Made	52 vs. ULM, 2023
7 vs. New Mexico.....	PAT	7 vs. New Mexico, 2023



AINIAS SMITH

WR • GR-4L • MISSOURI CITY, TEXAS [FORT BEND DULLES]

- Smith has been called a "Swiss Army Knife" by head coach Jimbo Fisher due to his ability to do it all.
- A true quadruple threat, in his career he has gained more than 250 yards as a rusher (389), receiver (1,884), punt returner (637) and kick returner (272). Among Aggies in the 3,000-yard club, he is one of only seven players to even have stats in all four categories and just two others -- Dante Hall and Larry Stegent -- have 250+ in all four.
- Smith became the 20th player in Aggie history to reach 3,000 all-purpose yards in a career with 133 yards in the win over ULM. He now has 3,182 all-purpose yards in his career, putting him in 17th on the all-time Aggie list. Christine Michael (2009-12) is next on the list in 16th place with 3,331 career all-purpose yards.
- Smith continues to climb through the A&M record books after returning to the field in 2023 following a season-ending injury midway through the 2022 season. He vaulted into the top 10 in career receiving yards when he hauled in seven catches for 127 yards against ULM, and he enters this week vs Arkansas with 1,884 career receiving yards after having recently surged past Jhamon Ausbon (2017-19) into sole possession of eighth place. He is now eyeing seventh place, held by Uzoma Nwachukwu's (2009-12) 2,239 career receiving yards.
- Smith enters Week 5 having recorded a reception in 31 consecutive games, dating back to the 2019 LSU game. Over that span, he has registered 12 games with 5+ catches and nine with at least 70 receiving yards. It is the longest streak of games with at least one catch for an Aggie since Christian Kirk (2015-17) had a string of 39 games from 2015-17.
- Smith is currently in a tie for seventh on A&M's all-time list with Texas A&M Hall of Fame inductee and Super Bowl Champion Mike Evans (2012-13) with 17 career TD grabs.
- He already stands among the top 10 in A&M history in career receptions, but is eyeing Jhamon Ausbon's (2017-19) mark of 147 career catches. Smith currently has 145 career grabs going into this week's game vs Arkansas.
- Smith has seven multi-touchdown games in his career, the last coming in the 2022 season opener when he hauled in a pair of receiving TDs vs Sam Houston.
- Throughout his career he has handled punt return duties where he has averaged 9.0 yards per return with one touchdown. In 2021, he ranked third in the SEC and 11th nationally at 11.3 yards per return. As a freshman, he was the kickoff return specialist.
- Smith is 13 punt return yards away from moving into eighth on A&M's all-time career list after entering the top 10 and upping his career total to 637 yards on 86 yards through four games this year.
- Smith led the team in total touchdowns (10) in 2020, becoming the first Aggie to average a touchdown per game for an entire season since Trayveon Williams (2016-18) in 2018.
- Smith was not unfamiliar with the SEC prior to committing to Texas A&M, as his brother Maurice Smith was a cornerback at Alabama before transferring after graduation to Georgia. Maurice played four seasons in the NFL with the Miami Dolphins, Washington Football Team, Cincinnati Bengals and Tennessee Titans.

SMITH GAME-BY-GAME

2019

Opponent	Rushing				Receiving				Kick Return				Punt Return			
	No.	Yds.	TD	LG	Rec.	Yds.	TD	LG	Att/Yds	TD	LG		Att/Yds.	TD	LG	
8/29 Texas State									-- DNP --							
9/7 at Clemson	0	0	0	0	0	0	0	0	0/0	0	0		0/0	0	0	
9/14 Lamar	0	0	0	0	6	66	1	20	1/16	0	16		0/0	0	0	
9/21 Auburn	0	0	0	0	1	15	1	15	1/20	0	20		0/0	0	0	
9/28 vs. Arkansas	0	0	0	0	5	80	1	30	1/31	0	31		1/9	0	9	
10/12 Alabama	0	0	0	0	2	21	0	11	0/0	0	0		1/10	0	10	
10/19 at Ole Miss	0	0	0	0	0	0	0	0	2/40	0	23		4/65	0	34	
10/26 Mississippi State	0	0	0	0	0	0	0	0	3/49	0	21		1/10	0	10	
11/2 UTSA	0	0	0	0	3	31	0	25	2/41	0	21		2/25	0	18	
11/16 South Carolina	0	0	0	0	3	22	0	13	1/24	0	24		4/53	0	29	
11/23 at Georgia	0	0	0	0	0	0	0	0	0/0	0	0		1/-6	0	0	
11/30 at LSU	0	0	0	0	0	0	0	0	0/0	0	0		1/21	0	21	
12/27 Oklahoma State	7	54	0	19	2	13	0	11	2/36	0	18		1/3	0	3	
2019 Total (12 GP)	7	54	0	19	22	248	3	30	13/257	0	31		16/190	0	34	

2020

Opponent	Rushing				Receiving				Kick Return				Punt Return			
	No.	Yds.	TD	LG	Rec.	Yds.	TD	LG	Att/Yds	TD	LG		Att/Yds.	TD	LG	
9/26 Vanderbilt	10	51	1	25	2	27	0	26	0/0	0	0		2/2	0	2	
10/3 at Alabama	5	29	0	14	6	123	2	47	0/0	0	0		0/0	0	0	
10/10 Florida	5	23	0	9	4	53	0	30	0/0	0	0		0/0	0	0	
10/17 at Mississippi State	10	52	0	14	5	20	1	9	0/0	0	0		3/34	0	22	
10/31 Arkansas	3	31	1	15	6	67	1	35	0/0	0	0		3/23	0	11	
11/7 at South Carolina	1	1	0	1	3	22	1	12	0/0	0	0		3/3	0	7	
11/28 LSU	0	0	0	0	3	36	0	18	0/0	0	0		2/8	0	5	
12/5 at Auburn	7	36	1	14	4	62	0	38	0/0	0	0		0/0	0	0	
12/19 at Tennessee	8	70	1	38	4	29	1	11	0/0	0	0		0/0	0	0	
1/2 vs. North Carolina	0	0	0	0	6	125	0	54	0/0	0	0		2/5	0	4	
2020 Total (10 GP)	49	293	4	38	43	564	6	54	0/0	0	0		15/75	0	24	

2021

Opponent	Rushing				Receiving				Kick Return				Punt Return			
	No.	Yds.	TD	LG	Rec.	Yds.	TD	LG	Att/Yds	TD	LG		Att/Yds.	TD	LG	
9/4 Kent State	3	16	0	8	8	100	2	27	0/0	0	0		4/11	0	13	
9/11 vs. Colorado	1	3	0	3	3	19	0	8	0/0	0	0		6/50	0	13	
9/18 New Mexico	0	0	0	0	2	16	0	11	0/0	0	0		4/78	0	39	
9/25 vs. Arkansas	0	0	0	0	2	35	0	23	0/0	0	0		0/0	0	0	
10/2 Mississippi State	1	3	0	3	5	30	0	9	0/0	0	0		1/19	0	19	
10/9 Alabama	1	2	0	2	6	85	2	25	0/0	0	0		1/4	0	4	
10/16 at Missouri	0	0	0	0	3	34	2	21	0/0	0	0		0/0	0	0	
10/23 South Carolina	0	0	0	0	2	28	0	17	0/0	0	0		2/95	1	95	
11/6 Auburn	1	1	0	1	4	44	0	18	0/0	0	0		3/5	0	2	
11/13 at Ole Miss	0	0	0	0	5	77	0	25	0/0	0	0		1/-5	0	0	
11/20 Prairie View	0	0	0	0	1	4	0	4	0/0	0	0		1/2	0	2	
11/27 at LSU	1	1	0	1	6	37	0	10	0/0	0	0		0/0	0	0	
2021 Total (12 GP)	8	26	0	8	47	509	6	27	0/0	0	0		23/259	1	95	

2022

Opponent	Rushing				Receiving				Kick Return				Punt Return			
	No.	Yds.	TD	LG	Rec.	Yds.	TD	LG	Att/Yds	TD	LG		Att/Yds.	TD	LG	
9/3 Sam Houston	3	11	0	9	6	164	2	63	0/0	0	0		4/19	0	9	
9/10 Appalachian State	0	0	0	0	4	21	0	11	0/0	0	0		1/1	0	1	
9/17 Miami	0	0	0	0	4	74	0	25	0/0	0	0		3/7	0	9	
9/24 Arkansas	0	0	0	0	1	32	0	32	0/0	0	0		0/0	0	0	
10/1 at Mississippi State	--	--	--	--	--	--	--	--	--	--	--		--	--	--	
10/8 at Alabama	--	--	--	--	--	--	--	--	--	--	--		--	--	--	
10/22 at South Carolina	--	--	--	--	--	--	--	--	--	--	--		--	--	--	
10/29 Ole Miss	--	--	--	--	--	--	--	--	--	--	--		--	--	--	
11/5 Florida	--	--	--	--	--	--	--	--	--	--	--		--	--	--	
11/12 at Auburn	--	--	--	--	--	--	--	--	--	--	--		--	--	--	
11/19 UMass	--	--	--	--	--	--	--	--	--	--	--		--	--	--	
11/26 LSU	--	--	--	--	--	--	--	--	--	--	--		--	--	--	
2022 Total (4 GP)	3	11	0	9	15	291	2	63	0/0	0	0		8/27	0	9	

2023

Opponent	Rushing				Receiving				Kick Return				Punt Return			
	No.	Yds.	TD	LG	Rec.	Yds.	TD	LG	Att/Yds	TD	LG		Att/Yds.	TD	LG	
9/2 New Mexico	0	0	0	0	3	40	0	27	0/0	0	0		4/53	0	44	
9/9 at Miami	0	0	0	0	3	27	0	20	0/0	0	0		1/2	0	2	
9/16 ULM	2	5	0	4	7	127	0	32	0/0	0	0		1/1	0	1	
9/23 Auburn	0	0	0	0	5	78	0	28	1/15	0	15		3/30	0	17	
9/30 vs. Arkansas																
10/7 Alabama																
10/14 at Tennessee																
10/28 South Carolina																
11/4 at Ole Miss																
11/11 Mississippi State																
11/18 ACU																
11/25 at LSU																
2023 Total (4 GP)	2	5	0	4	18	272	0	32	1/15	0	15		9/86	0	44	
Career Total (42 GP)	69	389	4	38	145	1,884	17	63	14/272	0	31		71/637	1	95	



CONNER WEIGMAN

QB - SO-1L - CYPRESS, TEXAS [BRIDGELAND]

- A dual-threat signal caller who has already accounted for 10 touchdowns through the air and on the ground through four games for the Aggies in 2023. That includes a career-best five TD throws vs New Mexico and rushing scores in games vs Miami and ULM.
- Weigman put together the most efficient passing game of his career against ULM, completing 25-of-29 passes (86.2 percent) for 337 yards and a score. The 86.2 percent was the highest clip by an Aggie quarterback in program history.
- He set career highs with 31 completions and 53 attempts at Miami while coming up just 2 yards shy of his career best with 336 yards in the air. The 53 pass attempts were the most by an Aggie since Kenny Hill (2013-14) also put it up 53 times in 2014. The 31 completions were the most by an Aggie since Nick Starkel (2017-18) completed 42 vs Wake Forest in 2017.
- His touchdown pass vs ULM was the 16th of his career, breaking a tie with Nick Starkel (2017-18) to give him sole possession of 20th on the all-time Aggie list.
- Weigman entered the season as the only SEC quarterback with at least 85 pass attempts that had not thrown a pick and had not turned it over in his career until throwing a pair of INTs at Miami. The first pick came on his 179th career pass attempt, surpassing the previous Aggie best in that category, held by Johnny Manziel (2012-13) who opened his career with 133 throws without a pick.
- Weigman made his fifth career start under center in the 2023 opener vs New Mexico and finished the game 18-of-23 with 236 yards passing and a career-high five touchdown passes, the most in a regulation game by an Aggie QB since Manziel threw for five scores against Mississippi State in 2013. The tally is tied for fifth on A&M's single-game chart.
- Weigman made his collegiate debut in the fourth quarter at South Carolina in 2022 and made his first career start under center against Ole Miss one week later. It marked the first time since the 2002 season that the Aggies started three different quarterbacks in a regular season game in the same season.
- Against Ole Miss, Weigman finished with 338 yards on 28-of-44 passing and four touchdowns. His passing yards were the most in a game by a true freshman in program history and his four passing TDs were the most in a game since Kellen Mond (2017-20) threw four against South Carolina in 2020.
- Weigman helped the Aggies cap off the season with a big win, taking down No. 6 LSU as he finished the game 12-of-18 with 155 yards and two scoring strikes. He went on to be named SEC Freshman of the Week for his performance.
- Weigman was named an ESPN Freshman All-American following the conclusion of the 2022 season.
- Weigman was a highly touted 4-star prospect out of Bridgeland High School and was the No. 1 quarterback by Rivals and ESPN. He was named a 2022 Under Armour All-American. Weigman was a multi-sport athlete that was also rated as one of the top baseball prospects in Texas.

WEIGMAN GAME-BY-GAME

2022

Opponent	Rushing				Passing			Total	
	No.	Yds.	TD	LG	C-A-I	Yds.	TD	LG	OFF TDR
9/3 Sam Houston	--	DNP	--						
9/10 Appalachian State	--	DNP	--						
9/17 Miami	--	DNP	--						
9/24 Arkansas	--	DNP	--						
10/1 at Mississippi State	--	DNP	--						
10/8 at Alabama	--	DNP	--						
10/22 at South Carolina	1	2	0	2	8-15-0	91	0	24	93 0
10/29 Ole Miss	3	4	0	13	28-44-0	338	4	36	351 4
11/5 Florida	--	DNP	--						
11/12 at Auburn	8	4	0	10	14-36-0	121	1	25	125 1
11/19 UMass	8	66	0	32	11-19-0	191	1	45	257 1
11/26 LSU	7	21	0	12	12-18-0	155	2	39	176 2
2022 Total (5 GP)	27	97	0	32	73-132-0	896	8	45	1,002 8

2023

Opponent	Rushing				Passing			Total	
	No.	Yds.	TD	LG	C-A-I	Yds.	TD	LG	OFF TDR
9/2 New Mexico	3	22	0	17	18-23-0	236	5	35	258 5
9/9 at Miami	5	29	1	13	31-53-2	336	2	44	365 3
9/16 ULM	3	18	1	19	25-29-0	337	1	37	356 2
9/23 Auburn	1	-6	0	0	8-14-0	70	0	26	64 0
9/30 vs. Arkansas									
10/7 Alabama									
10/14 at Tennessee									
10/28 South Carolina									
11/4 at Ole Miss									
11/11 Mississippi State									
11/18 ACU									
11/25 at LSU									
2023 Total (4 GP)	12	63	2	19	82-119-2	979	8	44	1,042 10
Career Total (9 GP)	39	160	2	32	155-251-2	1,875	16	45	2,035 18

STEWART GAME-BY-GAME

2022

	Opponent	Rec.	Yds	TD	Long
9/3	Sam Houston	5	57	0	23
9/10	Appalachian State	5	48	0	19
9/17	Miami	-- DNP --			
9/24	Arkansas	3	36	1	18
10/1	at Mississippi State	5	56	0	26
10/8	at Alabama	8	106	0	43
10/22	at South Carolina	6	87	0	25
10/29	Ole Miss	6	88	1	36
11/5	Florida	8	120	0	29
11/12	at Auburn	3	9	0	4
11/19	UMass	-- DNP --			
11/26	LSU	4	42	0	13
2022 Total (10 GP)		53	649	2	43

2023

	Opponent	Rec.	Yds	TD	Long
9/2	New Mexico	8	115	2	35
9/9	at Miami	11	142	0	44
9/16	ULM	-- DNP --			
9/23	Auburn	3	50	1	37
9/30	vs Arkansas				
10/7	Alabama				
10/14	at Tennessee				
10/28	South Carolina				
11/4	at Ole Miss				
11/11	Mississippi State				
11/18	ACU				
11/25	at LSU				
2023 Total (3 GP)		22	307	3	44
Career (13 GP)		75	956	5	44



EVAN STEWART

WR • SO-1L • MEMPHIS, TENN. [FRISCO LIBERTY (TX)]

- Stewart missed the ULM game, but returned to the lineup with a bang in Saturday's win over Auburn. The sophomore standout made the most of his four targets with three grabs for 50 yards, most notably a 37-yard touchdown catch in the third quarter from Max Johnson to give the Aggies a commanding 20-3 lead.
- Stewart needs just 44 more receiving yards to reach 1,000 for his career. Should he achieve the feat on Saturday vs Arkansas it would be in his 14th career game, tying him with Ryan Tannehill (2008-11) as the third fastest Aggie to reach the millennium mark. Only Mike Evans (2012-13) and Christian Kirk (2015-17) did it faster with Evans reaching it in 12 games and Kirk in 13.
- He currently leads the team in both receptions (22) and receiving yards (307) and ranks ninth in the nation and third in the SEC with an average of 7.3 receptions per game. Stewart is also averaging 102.3 receiving yards per game in 2023, a mark good for fifth in the SEC and 16th in the country.
- Stewart made an immediate impact in his debut season in Aggieland, ranking as one of the top receivers in the SEC and one of the best freshmen in the nation in 2022.
- Stewart put up single-game career highs at Miami in receptions (11) and receiving yards (142). It was his second straight 100-yard receiving game to open 2023 and the third of his career. He is the first Aggie to have back-to-back games with 100+ receiving yards since Jhamon Ausbon (2017-19) had 109 vs Lamar and 111 vs Auburn in 2019.
- Stewart opened up his sophomore campaign by recording the third 100-yard game of his career in the win over New Mexico, hauling in a pair of touchdowns and matching his then career high with eight receptions.
- In 2022, Stewart ranked eighth among all SEC receivers, averaging 64.9 yards per game, which led all FBS freshmen ... He was also tied for 10th overall and led all freshmen in the league with 53 receptions.
- Stewart's 649 receiving yards in 2022 marked the fifth-most by an Aggie in a freshman season, while his 53 receptions on the year ranked fourth on A&M's all-time freshman list.
- Stewart recorded two 100-yard games in his debut season, tallying 106 yards on eight catches at Alabama and added 120 yards on eight grabs against Florida.
- He was named to the 2022 SEC All-Freshman Team and as a Freshman All-American by The Athletic, ESPN & FWAA.
- A native of Memphis, Tennessee, Stewart was a 5-star recruit and Under Armour All-American out of Liberty High School in Frisco, Texas. A two-sport athlete in high school, excelled on the football field and on the track. Stewart claimed the Texas 5A long jump title as a junior with a 24'6.5" leap, along with a silver medal in the triple jump (48'9"). He anchored the gold medal-winning 4x400m and silver medal-winning 4x200m teams.
- Was coached by former Dallas Cowboys star tight end Jason Witten at Frisco Liberty High School.

RICHARDSON GAME-BY-GAME

2019

Opponent	Tackles			TFL-Yds	Sack-Yds	FF	FR-Yds	INT-Yds	PBU	QBH
	Solo	AT	Total							
8/29 Texas State	1	1	2	0.0-0	0.0-0	0	0-0	0-0	0	0
9/7 at Clemson	6	2	8	0.0-0	0.0-0	0	0-0	0-0	0	0
9/14 Lamar	1	0	1	0.0-0	0.0-0	0	0-0	0-0	0	0
9/21 Auburn	2	2	4	0.0-0	0.0-0	0	0-0	0-0	0	0
9/28 vs. Arkansas	4	3	7	0.0-0	0.0-0	0	0-0	0-0	0	0
10/12 Alabama	4	7	11	0.0-0	0.0-0	0	0-0	1-16	1	0
10/19 at Ole Miss	3	4	7	0.0-0	0.0-0	0	0-0	0-0	0	0
10/26 Mississippi State	5	2	7	0.0-0	0.0-0	1	0-0	0-0	0	0
11/2 UTSA					-- DNP --					
11/16 South Carolina	1	2	3	0.0-0	0.0-0	0	0-0	0-0	0	0
11/23 at Georgia	5	3	8	0.5-5	0.5-5	0	0-0	0-0	0	0
11/30 at LSU	0	5	5	0.0-0	0.0-0	0	0-0	0-0	0	0
12/27 Oklahoma State	6	2	8	2.0-12	0.0-0	0	0-0	0-0	1	0
2019 Total (12 GP)	38	33	71	2.5-17	0.5-5	1	0-0	1-16	2	0

2020

Opponent	Tackles			TFL-Yds	Sack-Yds	FF	FR-Yds	INT-Yds	PBU	QBH
	Solo	AT	Total							
9/26 Vanderbilt	5	2	7	1.0-3	0.0-0	0	0-0	1-0	0	0
10/3 at Alabama	2	0	2	0.0-0	0.0-0	0	0-0	0-0	0	0
10/10 Florida	6	2	8	0.0-0	0.0-0	0	0-0	0-0	1	0
10/17 at Mississippi State	3	4	7	0.5-2	0.0-0	0	0-0	0-0	0	0
10/31 Arkansas	5	2	7	0.0-0	0.0-0	0	0-0	0-0	0	0
11/7 at South Carolina					-- DNP --					
11/28 LSU	1	0	1	0.0-0	0.0-0	0	0-0	0-0	0	0
12/5 at Auburn					-- DNP --					
12/19 at Tennessee	1	1	2	0.0-0	0.0-0	0	0-0	0-0	0	0
1/2 vs. North Carolina	2	0	2	1.0-2	0.0-0	0	0-0	0-0	0	0
2020 Total (8 GP)	25	11	36	2.5-7	0.0-0	0	0-0	1-0	1	0

2021

Opponent	Tackles			TFL-Yds	Sack-Yds	FF	FR-Yds	INT-Yds	PBU	QBH
	Solo	AT	Total							
9/4 Kent State	1	2	3	0.0-0	0.0-0	0	0-0	0-0	0	0
9/11 vs. Colorado	2	2	4	0.0-0	0.0-0	0	0-0	0-0	1	0
9/18 New Mexico	4	1	5	0.0-0	0.0-0	0	0-0	0-0	0	0
9/25 vs. Arkansas	4	2	6	0.0-0	0.0-0	0	0-0	0-0	0	0
10/2 Mississippi State	4	0	4	0.0-0	0.0-0	0	0-0	0-0	0	0
10/9 Alabama	2	5	7	0.5-0	0.0-0	0	0-0	1-3	0	0
10/16 at Missouri	5	2	7	0.0-0	0.0-0	0	0-0	0-0	0	1
10/23 South Carolina	3	0	3	1.0-3	0.0-0	0	0-0	0-0	0	0
11/6 Auburn	3	1	4	1.0-15	1.0-15	0	0-0	0-0	0	2
11/13 at Ole Miss	10	3	13	2.0-16	0.0-0	1	0-0	0-0	0	0
11/20 Prairie View	1	1	2	0.0-0	0.0-0	0	0-0	0-0	0	0
11/27 at LSU	5	2	7	2.0-9	1.0-7	0	0-0	0-0	2	0
2021 Total (12 GP)	44	21	65	6.5-43	2.0-22	1	0-0	1-3	3	3

2022

Opponent	Tackles			TFL-Yds	Sack-Yds	FF	FR-Yds	INT-Yds	PBU	QBH
	Solo	AT	Total							
9/3 Sam Houston	3	2	5	1.0-5	0.0-0	0	0-0	0-0	0	0
9/10 Appalachian State	3	2	5	1.5-7	0.0-0	1	0-0	0-0	1	0
9/17 Miami	3	0	3	0.0-0	0.0-0	1	0-0	0-0	0	0
9/24 Arkansas	1	5	6	0.0-0	0.0-0	0	0-82	0-0	1	0
10/1 at Mississippi State	4	2	6	0.0-0	0.0-0	0	0-0	0-0	1	0
10/8 at Alabama	10	2	12	0.0-0	0.0-0	0	0-0	0-0	0	0
10/22 at South Carolina	3	1	4	0.0-0	0.0-0	0	0-0	0-0	0	0
10/29 Ole Miss	3	0	3	0.0-0	0.0-0	0	0-0	0-0	0	0
11/5 Florida	2	2	4	0.0-0	0.0-0	0	0-0	0-0	0	0
11/12 at Auburn	7	1	8	0.0-0	0.0-0	0	0-0	1-0	1	0
11/19 UMass	2	5	7	0.0-0	0.0-0	0	0-0	0-0	1	0
11/26 LSU	7	3	10	0.0-0	0.0-0	0	1-27	0-0	0	0
2022 Total (12 GP)	48	25	73	2.5-12	0.0-0	1	1-109	1-0	5	0

2023

Opponent	Tackles			TFL-Yds	Sack-Yds	FF	FR-Yds	INT-Yds	PBU	QBH
	Solo	AT	Total							
9/2 New Mexico	3	0	3	0.0-0	0.0-0	0	0-0	0-0	0	1
9/8 at Miami	4	1	5	1.0-2	0.0-0	0	0-0	0-0	0	0
9/16 ULM	2	0	2	0.0-0	0.0-0	0	0-0	0-0	0	0
9/23 Auburn	4	0	4	0.0-0	0.0-0	0	0-0	0-0	0	0
9/30 vs. Arkansas										
10/7 Alabama										
10/14 at Tennessee										
10/28 South Carolina										
11/4 at Ole Miss										
11/11 Mississippi State										
11/18 ACU										
11/25 at LSU										
2023 Total (4 GP)	13	1	14	1.0-2	0.0-0	0	0-0	0-0	0	1
Career Total (48 GP)	168	91	260	15.0-93	2.5-27	3	1-109	4-19	11	4



DEMANI RICHARDSON

DB • SR-4L • WAXAHACHIE, TEXAS [WAXAHACHIE]

- 2023 Thorpe Award Preseason Watch List
- Richardson is in his fifth year as a starter and serves as a vocal leader in the defensive backfield.
- Richardson enters Week 5 of the season having made team-best 29 consecutive starts for the Aggies.
- He led team with 73 tackles in 2022, including 49 solo tackles which ranked 11th in the SEC. His two forced fumbles tied him for ninth in the SEC. He helped A&M boast the No. 1 passing defense in the nation (156.2 y/g) and a top-25 scoring defense (21.2 ppg).
- Richardson closed out the 2022 season with a team-best 10 tackles in the win over LSU, scoring his second touchdown of the season on a 27-yard scoop-and-score to earn him SEC Defensive Player of the Week.
- In the Alabama game in 2022, Richardson led the defense and registered the third double-digit tackles game of his career with 12 takedowns.
- He went 82 yards to the end zone for A&M's first defensive touchdown of 2022. After senior LB Chris Russell Jr. punched the ball out near the goal line, sophomore DB Tyreek Chappell scooped it up and returned the ball 15 yards before getting wrapped up and handing the ball off to Richardson for the sprint down field.
- Richardson was third on the team with 65 tackles in 2021, finishing top-three on the team in the category for the second time in his career. He added an interception, 2.0 sacks, a forced fumble and three pass breakups on the season.
- He was a key cog for A&M's defense that boasted the No. 3 scoring defense in the country in 2021 (15.9) and was third in the SEC in total yards allowed (327.5). Additionally, the defense ranked in the top 20 nationally in passing defense (192.7) and was tied for fifth in the league in passes defended (55).
- In the upset win over No. 1 Alabama in 2021, he recorded his third career interception as he picked off Bryce Young in the end zone.
- He was given the Defensive Production Award and Defensive Aggie Award for strength & conditioning at the team's annual banquet following the 2021 season.



MCKINNLEY JACKSON

DL • SR-3L • LUCEDALE, MISS. [GEORGE COUNTY]

- Defensive lineman McKinnley Jackson is a veteran leader on a young defensive line that boasts a lot of talent and depth this season.
- Jackson is on the 2023 Outland Trophy and Lombardi Award Preseason Watch Lists.
- Jackson picked up his first sack of 2023 on Saturday vs Auburn. It was one of 7.0 sacks of Tiger quarterbacks by the Aggies, the most by the A&M defense in an SEC game since having 7.0 against South Carolina in 2017.
- He hit a stride midway through the 2022 season, tallying at least five tackles in five of the eight games he played in, including a 12-takedown performance against Ole Miss.
- Jackson filled out the stat sheet at Auburn in 2022, posting six tackles, 2.0 TFL, 1.0 sack and a fumble recovery.
- Jackson served as a season-long team captain in 2022 and has also marched to midfield prior to the start of each game so far in 2023.
- He helped lead the way for the No. 1 passing defense in the country (156.2 y/g) and top-25 scoring defense (21.2 ppg) in 2022.
- By the end of the 2022 season, Jackson earned the Aggie Defense Leadership Award and Defense MVP Award, as well as the Strength & Conditioning Defensive Award.
- Jackson played in 10 games in 2021 and 2020, making a combined five starts through the two seasons. In 2020, he was named to the SEC All-Freshman Team.
- A 4-star recruit out of high school, Jackson was the top-rated player out of Mississippi and was an Army All-American.

2023 GAME-BY-GAME STATS

	Opponent	Tkl	TFL	Sack	FF	FR	INT	PBU	QBH
9/2	New Mexico	1	0.0-0	0.0-0	0	0	0	0	0
9/9	at Miami	1	0.0-0	0.0-0	0	0	0	0	0
9/16	ULM	2	0.0-0	0.0-0	0	0	0	0	0
9/23	Auburn	2	1.0-4	1.0-4	0	0	0	0	0
9/30	vs Arkansas								
10/7	Alabama								
10/14	at Tennessee								
10/28	South Carolina								
11/4	at Ole Miss								
11/11	Mississippi State								
11/18	ACU								
11/25	at LSU								
2023 Total (4 GP)		6	1.0-4	1.0-4	0	0	0	0	0
Career (32 GP)		70	11.0-48	5.5-34	0	1	0	2	9



EDGERRIN COOPER

LB • JR-3L • COVINGTON, LA. [COVINGTON]

- Cooper is in his third season at linebacker and enters Week 5 as the A&M leader in total tackles (24.0) and tackles for loss (7.0).
- Cooper led the Aggies in TFLs (8.0) in 2022 and was fourth on the team with 61 total tackles. He is already on the verge of surpassing last year's TFL total after tying his career high with 3.0 in the Aggies' Week 4 win over Auburn.
- Cooper ranks second in the SEC and 11th in the FBS with 7.0 TFLs in 2023.
- He recovered a fumble for the second time in his career in Week 2 at Miami after landing on a muffed punt on the Miami 9-yard line to set up A&M's second TD of the first half. Each of his two career fumble recoveries have led to Aggie TDs.
- Cooper was second on the team with eight tackles in the 2023 season opener vs New Mexico, setting a new career high with 3.0 tackles for loss.
- He registered 10 tackles, the second double-digit tackles game of his career, and one QB hurry against Appalachian State in 2022.
- Cooper started all 12 games in 2021 and was fourth on the team with 58 tackles, while earning 2021 SEC All-Freshman Team honors as well as Defensive Most Improved and the Defensive Aggie Award for strength & conditioning at the annual team banquet.
- He was a key contributor on an Aggie defense that ranked No. 3 nationally in scoring defense last season (15.9) and led the SEC in total yards allowed. Additionally, the defense ranked in the top 20 in passing defense (192.7) and top five in the league with 39.0 sacks in 2021.
- Forced a key fumble that led to a 27-yard touchdown return by teammate Demani Richardson in a win over LSU in the 2022 season finale at Kyle Field.
- A standout at Covington High School, Cooper was a four-star recruit and a top-10 prospect out of the state of Louisiana.

2023 GAME-BY-GAME STATS

	Opponent	Tkl	TFL	Sack	FF	FR	INT	PBU	QBH
9/2	New Mexico	8	3.0-9	0.0-0	0	0-0	0-0	0	0
9/9	at Miami	6	1.0-1	0.0-0	0	1-0	0-0	0	0
9/16	ULM	2	0.0-0	0.0-0	0	0-0	0-0	0	0
9/23	Auburn	8	3.0-7	2.0-5	0	0-0	0-0	0	0
9/30	vs Arkansas								
10/7	Alabama								
10/14	at Tennessee								
10/28	South Carolina								
11/4	at Ole Miss								
11/11	Mississippi State								
11/18	ACU								
11/25	at LSU								
2023 Total (4 GP)		24	7.0-17	2.0-5	0	0-0	0-0	0	0
Career (37 GP)		145	20.5-54	2.5-8	1	2-0	2-4	6	7



MAX JOHNSON

QB - SO-1L - ATHENS, GA. [OCONEE COUNTY/LSU]

- Johnson came off the bench to throw for 123 yards and a pair of touchdowns in the Aggies' SEC-opening win vs Auburn last week. He has thrown at least one touchdown in each of his three games played in 2023, despite not having started a game under center.
- Johnson has thrown a touchdown pass in six straight games as an Aggie dating back to 2022. The only game in his Aggie career he has not thrown for a score was the 2022 season opener vs Sam Houston. He has thrown at least one touchdown pass in 20 of 25 collegiate games between his time at A&M and LSU.
- After Max Johnson transferred from LSU, he was joined in Aggieland by younger brother Jake Johnson, a 4-star tight end in the Aggies' historic 2022 signing class. The Johnson brothers connected in a big way last week vs Auburn when Max found Jake for a 22-yard touchdown pass in the third quarter, the first touchdown of Jake's career.
- Johnson needs 373 yards passing to surpass 5,000 yards in his college career.
- Johnson helped lead A&M to back-to-back wins over AP-top 15 opponents in his first two starts in Aggieland in 2022, making his debut as QB1 in Week 3 and guiding the Aggies to a 17-9 victory over then-No. 13 Miami before the team traveled to Arlington to knock off then-No. 10 Arkansas. He suffered a hand injury the next week at Mississippi State and missed the remainder of the season.
- Johnson transferred to Texas A&M after two seasons at LSU where he saw action in 18 games, including 14 starts. As a starter for the Tigers, Johnson compiled an 8-6 record, which included a win over the Aggies in the Tigers' 2021 regular season finale.
- A lefthander, Johnson was the first southpaw to start at QB for the Aggies since dual-sport standout Jeff Granger started the first eight games of 1992.
- Johnson surpassed the 300-yard plateau in passing yards six times in his two seasons in Baton Rouge, including career bests of 435 yards against Ole Miss in 2020 and five touchdowns against Central Michigan in 2021.
- Johnson's father, Brad Johnson, played quarterback for four teams over 15 seasons in the NFL. He was QB1 in Tampa Bay's win over Oakland in Super Bowl XXXVII, and he earned Pro Bowl trips with Washington in 1999 and Tampa Bay in 2002. Johnson's 29,054 career passing yards rank No. 58 in NFL history according to pro-football-reference.com. Johnson was a four-year letterman for Florida State from 1988-91 and was a senior on the 1991 squad that defeated Texas A&M 10-2 in the 1992 Cotton Bowl.

JOHNSON GAME-BY-GAME

2020 (AT LSU)

Opponent	Rushing				Passing				Total	
	No.	Yds.	TD	LG	C-A-I	Yds.	TD	LG	OFF	TDR
9/26 Mississippi State	--	DNP	--							
10/3 at Vanderbilt	--	DNP	--							
10/10 at Missouri	--	DNP	--							
10/24 South Carolina	2	19	0	12	0-0-0	0	0	0	19	0
10/31 at Auburn	7	5	0	6	15-24-0	172	1	43	177	1
11/21 at Arkansas	--	DNP	--							
11/28 at Texas A&M	8	-4	0	9	14-22-0	113	1	17	109	1
12/5 Alabama	5	2	0	4	11-17-0	110	0	21	112	0
12/12 at Florida	18	52	0	14	21-36-0	239	3	41	291	3
12/19 Ole Miss	14	45	2	12	27-51-1	435	3	47	480	5
2020 Total (6 GP)	54	119	2	14	88-150-1	1,069	8	47	1,188	10

2021 (AT LSU)

Opponent	Rushing				Passing				Total	
	No.	Yds.	TD	LG	C-A-I	Yds.	TD	LG	OFF	TDR
9/4 at UCLA	11	16	0	12	26-46-1	330	3	45	346	3
9/11 McNeese	8	0	0	10	18-27-0	162	3	24	162	3
9/18 Central Michigan	1	4	0	4	26-35-1	372	5	41	376	5
9/25 at Mississippi State	4	-10	0	5	17-27-1	280	4	64	270	4
10/2 Auburn	10	10	0	11	26-46-1	325	1	55	335	1
10/9 at Kentucky	5	-23	0	5	22-38-0	261	1	41	238	1
10/16 Florida	5	8	0	6	14-24-0	133	3	28	141	3
10/23 at Ole Miss	6	-8	0	9	13-21-1	146	0	44	138	0
11/6 at Alabama	8	-15	0	6	16-32-1	160	2	34	145	2
11/13 Arkansas	2	1	0	3	3-6-0	21	0	11	22	0
11/20 ULM	7	-15	1	7	22-33-0	319	2	67	304	3
11/27 Texas A&M	11	-9	0	12	22-38-0	306	3	61	297	3
2021 Total (12 GP)	78	-41	1	12	225-373-6	2,815	27	67	2,774	28
LSU Career (18 GP)	132	78	3	14	313-523-7	3,884	35	67	3,962	38

2022

Opponent	Rushing				Passing				Total	
	No.	Yds.	TD	LG	C-A-I	Yds.	TD	LG	OFF	TDR
9/3 Sam Houston	1	11	0	11	3-4-0	23	0	16	34	0
9/10 Appalachian State	--	DNP	--							
9/17 Miami	7	23	0	11	10-20-0	140	1	25	163	1
9/24 vs Arkansas	13	39	0	18	11-21-0	151	1	32	190	1
10/1 at Mississippi State	8	-15	0	7	19-26-0	203	1	36	188	1
10/8 at Alabama	--	DNP	--							
10/22 at South Carolina	--	DNP	--							
10/29 Ole Miss	--	DNP	--							
11/5 Florida	--	DNP	--							
11/12 at Auburn	--	DNP	--							
11/19 UMass	--	DNP	--							
11/26 LSU	--	DNP	--							
2022 Total (4 GP)	29	58	0	18	43-71-0	517	3	36	575	3

2023

Opponent	Rushing				Passing				Total	
	No.	Yds.	TD	LG	C-A-I	Yds.	TD	LG	OFF	TDR
9/2 New Mexico	2	-10	0	5	6-9-0	41	1	12	31	1
9/9 at Miami	--	DNP	--							
9/16 ULM	1	-10	0	0	7-11-0	62	1	16	52	1
9/23 Auburn	4	15	0	14	7-11-0	123	2	37	138	2
9/30 vs Arkansas										
10/7 Alabama										
10/14 at Tennessee										
10/28 South Carolina										
11/4 at Ole Miss										
11/11 Mississippi State										
11/18 ACU										
11/25 at LSU										
Total (3 GP)	7	-5	0	14	20-31-0	226	4	37	221	4
A&M Career (7 GP)	36	53	0	18	63-102-0	743	7	37	796	7
A&M/LSU Career (25 GP)	168	131	3	18	376-625-7	4,627	42	67	4,758	45



AMARI DANIELS

RB • JR-2L • MIAMI, FLORIDA [CENTRAL]

- Daniels leads the Aggies in rushing through four games with 234 yards, averaging 6.0 yards per carry and 58.5 yards per game on the ground. He is one of three Aggies with multiple rushing touchdowns in 2023.
- Daniels went for a new career-best 85 yards on the ground in the 2023 SEC opener last week vs the Tigers. The effort was highlighted by a 79-yard run to set up the Aggies' final score of the day.
- Daniels' 79-yard run is the fifth play from scrimmage of 70+ yards for the Aggies since 2019 and the longest rush for Texas A&M since Isaiah Spiller (2019-21) had an 85-yard run in his first collegiate game vs Texas State in the 2019 season opener.
- Daniels led the Aggies in rushing with an average of 7.3 yards per carry for 51 yards in seven attempts in the season-opening victory over New Mexico.
- Daniels had 82 all-purpose yards with 62 rushing yards on a career-best 18 carries and one score, while making four catches for 20 yards receiving at Miami.
- He earned the the Aggie Offensive Most Improved Award at the conclusion of the 2022 season.
- Daniels played in five games as a freshman and was third on the team with 119 yards on the ground in his first season.
- Daniels was a MaxPreps Preseason All-America Second Team selection as a senior after running for 789 and 11 touchdowns as Miami Central captured the 6A state title in 2019.
- He was a star in the title game, totaling 190 yards and four touchdowns against Pensacola Escambia.
- Daniels was a 2A regional qualifier in the 100m dash as a freshman after running 11.07.
- Daniels was marked as a 4-star recruit by Rivals and ESPN.

2023 GAME-BY-GAME STATS

Opponent	Rushing				Receiving			
	No.	Yds.	TD	LG	Rec.	Yds.	TD	LG
9/2 New Mexico	7	51	0	27	1	5	0	5
9/9 at Miami	18	62	1	14	4	20	0	9
9/16 ULM	9	36	1	7	2	27	0	14
9/23 Auburn	5	85	0	79	0	0	0	0
9/30 vs Arkansas								
10/7 Alabama								
10/14 at Tennessee								
10/28 South Carolina								
11/4 at Ole Miss								
11/11 Mississippi State								
11/18 ACU								
11/25 at LSU								
2023 Total (4 GP)	39	234	2	79	7	52	0	14
Career Total (14 GP)	100	553	3	79	9	53	0	14



SHEMAR TURNER

DL • JR-2L • DESOTO, TEXAS [DESOTO]

- One of the premiere end rushers in the SEC, Turner has started in 15 games over the past two years for the Aggies, including all four in 2023.
- He is the only Aggie on the roster to record a TFL in each game in 2023 and ranks second on the roster only to Edgerring Cooper in total TFLs.
- His exploits have helped the Aggie defense rank fourth in the SEC and 18th in the nation with an average of 3.25 sacks per game. Additionally, the Aggies rank second in the SEC and 10th in the nation with an average of 8.5 TFLs per game as a team.
- Turner had a sack in each of the first three games of the season and currently leads the team in that category entering Week 5 vs Arkansas. The 3.0 sacks is already his best season total as an Aggie.
- Turner was named the team's Mr. Dependable at the team banquet following the 2022 season after playing in 11 games and registering 4.5 TFLs and 32 total tackles for the year.
- 2021 Coaches' Freshman All-SEC Team
- He played his prep ball at DeSoto High School, one of the premiere prep teams in the Lone Star State. He was coached by Claude Mathis, a former star running back at Southwest Texas.
- Turner was marked as a consensus 4-star recruit and a top-10 player in Texas by 247Sports, Rivals and ESPN coming out of high school.

2023 GAME-BY-GAME STATS

Opponent	Tackles							
	Solo	AT	Total	TFL-Yds	Sack-Yds	FF FR-Yds	INT-Yds	PBU QBH
9/2 New Mexico	1	2	3	1.0-6	1.0-6	0 0-0	0-0	0 0
9/8 at Miami	1	0	1	1.0-8	1.0-8	1 0-0	0-0	0 0
9/16 ULM	2	0	2	1.0-5	1.0-5	1 0-0	0-0	0 1
9/23 Auburn	4	1	5	1.0-5	0.0-0	0 0-0	0-0	0 1
9/30 vs Arkansas								
10/7 Alabama								
10/14 at Tennessee								
10/28 South Carolina								
11/4 at Ole Miss								
11/11 Mississippi State								
11/18 ACU								
11/25 at LSU								
2023 Total (4 GP)	8	3	11	4.0-24	3.0-19	2 0-0	0-0	0 2
Career Total (23 GP)	26	31	57	10.5-44	5.0-30	2 0-0	0-0	0 6

TEXAS A&M 2023 SCHEDULE/RESULTS

DATE	OPPONENT		SCORE	OVERALL	SEC	START	DURATION	TEMP	ATTENDANCE
Sat., Sep. 2	New Mexico	W	52-10	1-0	0-0	6:05 PM	3:31	99°	97,560
Sat., Sep. 9	Miami	L	33-48	1-1	0-0	3:59 PM	3:53	80°	48,792
Sat., Sep. 16	ULM	W	47-3	2-1	0-0	4:00 PM	2:59	76°	93,090
Sat., Sep. 23	* Auburn	W	27-10	3-1	1-0	11:00 AM	3:29	86°	102,530
Sat., Sep. 30	* vs. Arkansas ^								
Sat., Oct. 7	* Alabama								
Sat., Oct. 14	* at Tennessee								
Sat., Oct. 21	* South Carolina								
Sat., Nov. 4	* at Ole Miss								
Sat., Nov. 11	* Mississippi State								
Sat., Nov. 18	ACU								
Sat., Nov. 25	* at LSU								

* - SEC Game / ^ - AT&T Stadium, Arlington, Texas
Rankings reflected as AP/USA Today ranking at time of the game

TEXAS A&M TEAM STATS

	A&M	OPPONENT
Scoring	159	71
Points per game.....	39.8	17.8
First Downs	97	56
Rushing.....	31	24
Passing.....	55	25
Penalty.....	11	7
Rushing Yardage	598	439
Yards gained rushing.....	674	553
Yards lost rushing.....	76	114
Rushing attempts.....	124	128
Average per rush.....	4.8	3.4
Average per game.....	149.5	109.8
TDs Rushing.....	7	1
Passing Yardage	1,205	656
Comp-Att-Int.....	102-152-2	52-98-1
Average per pass.....	7.9	6.7
Average per catch.....	11.8	12.6
Average per game.....	301.3	164.0
TDs Passing.....	12	5
Total offense	1,803	1,095
Total plays.....	276	226
Average per play.....	6.5	4.8
Average per game.....	450.8	273.8
KICK RETURNS: #-Yards	8-167 (20.9)	11-230 (20.9)
PUNT RETURNS: #-Yards	12-104 (8.7)	4-15 (3.8)
INT RETURNS: #-Yards	1-0 (0.0)	2-30 (15.0)
FUMBLES-LOST	5-2	7-1
PENALTIES-Yards	31-243	36-348
Average Per Game.....	60.8	87.0
PUNTS-Yards	10-433	26-983
Average Per Punt.....	43.3	37.8
TIME OF POSSESSION/Game	30:01	29:59
3RD-DOWN Conversions	25-51 (49%)	10-49 (20%)
4TH-DOWN Conversions	2-3 (67%)	3-6 (50%)
SACKS BY-Yards	13-61	7-50
FIELD GOALS-ATTEMPTS	9-11 (82%)	5-6 (83%)
ON-SIDE KICKS	0-0	0-0
RED-ZONE SCORES	20-21 (95%)	6-7 (86%)
RED-ZONE TOUCHDOWNS	14-21 (67%)	3-7 (43%)
PAT-ATTEMPTS	18-18 (100%)	8-8 (100%)
ATTENDANCE AVG	97,727	48,792

RECORD BREAKDOWN

	2023 SEASON	UNDER FISHER
Overall.....	3-1	42-22
Home.....	3-0	28-7
Away.....	0-1	7-14
Neutral.....	0-0	7-1
SEC.....	1-0	24-18
Non-Conference.....	2-1	17-3
Overtime.....	0-0	2-0
Day.....	2-1	18-11
Night.....	1-0	23-10
Televised.....	3-1	42-22
Non-Televised.....	0-0	0-0
vs Top 25.....	0-0	8-10
vs Top 15.....	0-0	7-10
vs Top 10.....	0-0	5-8
vs Top 5.....	0-0	2-8
Scores First.....	3-1	33-5
Opponent Scores First.....	0-0	9-16
Leading after 1st Qtr.....	3-1	31-2
Trailing after 1st Qtr.....	0-0	6-16
Tied after 1st Qtr.....	0-0	5-3
Leading at Half.....	3-0	35-4
Trailing at Half.....	0-1	4-17
Tied at Half.....	0-0	3-0
Leading after 3rd Qtr.....	3-0	33-1
Trailing after 3rd Qtr.....	0-1	5-20
Tied after 3rd Qtr.....	0-0	4-0
Wins Coin Toss.....	1-1	16-10
Loses Coin Toss.....	2-0	26-11
Natural Grass.....	3-1	37-20
Artificial Surface.....	0-0	5-1

SCORE BY QUARTER

	1st	2nd	3rd	4th	OT	Total
Texas A&M	33	52	40	34	-	159
Opponents	7	27	13	24	-	71

TEXAS A&M GAME-BY-GAME STATS

OFFENSE																						
DATE	OPPONENT	RUSHING				RECEIVING				PASSING				KICK RETURNS				PUNT RETURNS				tot OFF
		NO.	YDS	TD	LG	NO.	YDS	TD	LG	C-A-I	YDS	TD	LG	NO	YDS	TD	LG	NO	YDS	TD	LG	
SEPT	2 New Mexico	29	134	1	27	24	277	6	35	24-34-0	277	6	35	1	27	0	27	4	53	0	44	411
	9 at Miami	29	97	2	14	31	336	2	44	31-53-2	336	2	44	4	68	0	29	1	2	0	2	433
	16 ULM	33	158	3	21	32	399	2	37	32-40-0	399	2	37	2	57	0	31	4	19	0	11	557
	23 Auburn	33	209	1	79	15	193	2	37	15-25-0	193	2	37	1	15	0	15	3	30	0	17	402
	30 vs. Arkansas																					
OCT	7 Alabama																					
	14 at Tennessee																					
	28 South Carolina																					
NOV	4 at Ole Miss																					
	11 Mississippi State																					
	18 ACU																					
	25 at LSU																					
	TEXAS A&M	124	598	7	79	102	1205	12	44	102-152-2	1205	12	44	8	167	0	31	12	104	0	44	1803
	OPPONENTS	128	439	1	31	52	656	5	64	52-98-1	656	5	64	11	230	1	98	4	15	0	9	1095

DEFENSE																		
DATE	OPPONENT	SOLO	TACKLES			TFL-YDS	SACKS	FUMBLES		INT-YDS	QBH	PASS BRK	BLKD KICK	KICKS ATT-MAD	2-PT RUN	CONV RCV	SAF	PTS
SEPT	2 New Mexico	38	32	70	10.0-34	2-13	0	0-0	1-0	6	5	0	7-7	0	0	0	52	
	9 at Miami	33	14	47	6.0-19	2-12	1	1-0	0-0	0	4	1	3-3	0	0	0	33	
	16 ULM	29	12	41	3.0-11	2-10	1	0-0	0-0	1	6	0	5-5	0	0	0	47	
	23 Auburn	39	24	63	15.0-56	7-26	1	0-0	0-0	1	4	0	3-3	0	0	0	27	
	30 vs. Arkansas																	
OCT	7 Alabama																	
	14 at Tennessee																	
	28 South Carolina																	
NOV	4 at Ole Miss																	
	11 Mississippi State																	
	18 ACU																	
	25 at LSU																	
	TEXAS A&M	140	80	220	34.0-120	13-61	3	1-0	1-0	8	19	1	18-18	0	0	0	159	
	OPPONENTS	169	78	247	18.0-82	7-50	4	2-0	2-30	12	11	1	8-8	0	0	0	71	

SPECIAL TEAMS																			
DATE	OPPONENT	NO	YDS	AVG	PUNTING					FIELD GOALS				KICKOFFS					
					LONG	BLKD	TB	FC	50+	I20	ATT-MADE	LG	BLKD	NO	YDS	AVG	TB	OB	
SEPT	2 New Mexico	2	92	46.0	49	0	0	1	0	0	1-2	39	1	9	581	64.6	3	0	
	9 at Miami	2	86	43.0	51	0	0	1	1	0	2-3	28	0	7	419	59.9	4	0	
	16 ULM	1	48	48.0	48	0	0	0	0	1	4-4	52	0	10	639	63.9	7	0	
	23 Auburn	5	207	41.4	48	0	0	2	0	1	2-2	51	0	6	387	64.5	5	0	
30	vs. Arkansas																		
OCT	7 Alabama																		
	14 at Tennessee																		
	28 South Carolina																		
NOV	4 at Ole Miss																		
	11 Mississippi State																		
	18 ACU																		
	25 at LSU																		
	Texas A&M	10	433	43.3	51	0	0	4	1	2	9-11	52	1	32	2026	63.3	19	0	
	Opponents	26	983	37.8	52	1	1	6	5	6	5-6	53	0	17	987	58.1	7	0	

RED ZONE																
	DATE	OPPONENT	W/L	SCORE	TIMES IN RZ	TIMES SCORED	TOTAL PTS	RUSH TDS	PASS TDS	FGS MADE	FAILED TO SCORE INSIDE RED ZONE					
											FGA	DOWN	INT	FUMB	HALF	GAME
SEPT	2	New Mexico	W	52-10	5	5	35	1	4	0	0	0	0	0	0	0
	9	at Miami	L	33-48	7	6	33	2	2	2	2	0	1	0	0	0
	16	ULM	W	47-3	7	7	37	2	2	3	3	0	0	0	0	0
	23	Auburn	W	27-10	2	2	10	1	0	1	1	0	0	0	0	0
	30	vs. Arkansas														
OCT	7	Alabama														
	14	at Tennessee														
	28	South Carolina														
NOV	4	at Ole Miss														
	11	Mississippi State														
	18	ACU														
	25	at LSU														
	TEXAS A&M -- 20 OF 21 (95.2%)				21	20	115	6	8	6	6	0	1	0	0	0
	OPPONENTS -- 6 OF 7 (85.7%)				7	6	30	0	3	3	3	1	0	0	0	0

OPPONENT GAME-BY-GAME STATS

OFFENSE

DATE	OPPONENT	RUSHING				RECEIVING				PASSING				KICK RETURNS				PUNT RETURNS				tot OFF
		NO.	YDS	TD	LG	NO.	YDS	TD	LG	C-A-I	YDS	TD	LG	NO	YDS	TD	LG	NO	YDS	TD	LG	
SEPT 2	New Mexico	32	91	1	27	16	131	0	22	16-28-1	131	0	22	6	92	0	20	1	-1	0	0	222
9	at Miami	24	77	0	18	21	374	5	64	21-30-0	374	5	64	3	110	1	98	1	2	0	2	451
16	ULM	31	127	0	29	6	95	0	37	6-17-0	95	0	37	1	12	0	12	0	0	0	0	222
23	Auburn	41	144	0	31	9	56	0	13	9-23-0	56	0	13	1	16	0	16	2	14	0	9	200
30	vs. Arkansas																					
OCT 7	Alabama																					
14	at Tennessee																					
28	South Carolina																					
NOV 4	at Ole Miss																					
11	Mississippi State																					
18	ACU																					
25	at LSU																					
	OPPONENTS	128	439	1	31	52	656	5	64	52-98-1	656	5	64	11	230	1	98	4	15	0	9	1095
	TEXAS A&M	124	598	7	79	102	1205	12	44	102-152-2	1205	12	44	8	167	0	31	12	104	0	44	1803

DEFENSE

DATE	OPPONENT	TACKLES			TFL-YDS	SACKS NO-YDS	FUMBLES		INT-YDS	QBH	PASS BRK	BLKD KICK	KICKS ATT-MAD	2-PT CONV		SAF	PTS
		SOLO	AST	TOTAL			FF	FR-YDS						RUN	RCV		
SEPT 2	New Mexico	41	18	59	5.0-32	2-24	1	0-0	0-0	2	3	1	1-1	0	0	0	10
9	at Miami	40	26	66	5.0-17	1-1	1	1-0	2-30	4	3	0	6-6	0	0	0	48
16	ULM	55	6	61	4.0-17	2-14	1	0-0	0-0	4	3	0	0-0	0	0	0	3
23	Auburn	34	26	60	4.0-16	2-11	1	1-0	0-0	2	2	0	1-1	0	0	0	10
30	vs. Arkansas																
OCT 7	Alabama																
14	at Tennessee																
28	South Carolina																
NOV 4	at Ole Miss																
11	Mississippi State																
18	ACU																
25	at LSU																
	OPPONENTS	169	78	247	18.0-82	7-50	4	2-0	2-30	12	11	1	8-8	0	0	0	71
	TEXAS A&M	140	80	220	34.0-120	13-61	3	1-0	1-0	8	19	1	18-18	0	0	0	159

SPECIAL TEAMS

DATE	OPPONENT	NO	YDS	AVG	PUNTING				TB	FC	50+	120	FIELD GOALS			KICKOFFS				
					LONG	BLKD							MADE-ATT	LG	BLKD	NO	YDS	AVG	TB	OB
SEPT 2	New Mexico	6	225	37.5	50	0	0	2	1	1			1-1	27	0	3	136	45.3	0	0
9	at Miami	3	96	32.0	51	1	0	0	1	2			2-3	50	0	9	559	62.1	5	0
16	ULM	8	300	37.5	48	0	0	1	0	1			1-1	24	0	2	115	57.5	0	0
23	Auburn																			
30	vs. Arkansas																			
OCT 7	Alabama																			
14	at Tennessee																			
28	South Carolina																			
NOV 4	at Ole Miss																			
11	Mississippi State																			
18	ACU																			
25	at LSU																			
	OPPONENTS	17	621	36.5	51	1	0	3	2	4			4-5	50	0	14	810	57.9	5	0
	TEXAS A&M	5	226	45.2	51	0	0	2	1	1			7-9	52	1	26	1639	63.0	14	0

RED ZONE

DATE	OPPONENT	W/L	SCORE	TIMES IN RZ	TIMES SCORED	TOTAL PTS	RUSH TDS	PASS TDS	FGS MADE	FAILED TO SCORE INSIDE RED ZONE					
										FGA	DOWN	INT	FUMB	HALF	GAME
SEPT 2	New Mexico	W	52-10	1	1	3	0	0	1	1	0	0	0	0	0
9	at Miami	L	48-33	4	4	24	0	3	1	1	0	0	0	0	0
16	ULM	W	47-3	2	1	3	0	0	1	1	1	0	0	0	0
23	Auburn	W	27-10	0	0	0	0	0	0	0	0	0	0	0	0
30	vs. Arkansas														
OCT 7	Alabama														
14	at Tennessee														
28	South Carolina														
NOV 4	at Ole Miss														
11	Mississippi State														
18	ACU														
25	at LSU														
	OPPONENTS -- 6 OF 7 (85.7%)			7	6	30	0	3	3	3	1	0	0	0	0
	TEXAS A&M -- 20 OF 21 (95.2%)			21	20	115	6	8	6	6	0	1	0	0	0

TEAM COMPARISON GAME-BY-GAME

			FIRST DOWNS			RUSHING		PASSING		TOTAL OFFENSE		
Date	Opponent	Score	Total	Rush	Pass	Pen	Number-Yards	Comp-Att-Int	Yards	Plays-Yards	Return Yds	TO
SEPT 2	New Mexico	52-10	27/18	9/6	13/8	5/4	29-134/32-91	24-34-0/16-28-1	277/131	63-411/60-222	80/91	0/1
9	at Miami	33-48	26/16	7/4	14/10	5/2	29-97/24-77	31-53-2/21-30-0	336/374	82-433/54-451	70/142	3/1
16	ULM	47-3	28/8	6/5	21/2	1/1	33-158/31-127	32-40-0/6-17-0	399/95	73-557/48-222	76/12	0/0
23	Auburn	27-10	16/14	9/9	7/5	0/0	33-209/41-144	15-25-0/9-23-0	193/56	58-402/64-200	45/30	1/0
30	vs. Arkansas											
OCT 7	Alabama											
14	at Tennessee											
28	South Carolina											
NOV 4	at Ole Miss											
11	Mississippi State											
18	ACU											
25	at LSU											
TOTALS		159-71	97/56	31/24	55/25	11/7	124-598/128-439	102-152-2/52-98-1	1205/656	276-1803/226-1095	271/275	4/2

		3rd Down	4th Down	Time of	TOP	Avg	Avg	Avg	Punting	Penalties
Date	Opponent	Conversions	Conversions	Possession	Margin	Yds/Rush	Yds/Pass	Yds/Play	Number-Avg	Number-Yards
SEPT 2	New Mexico	3-7/3-13	1-1/1-2	25:40/34:20	-8:40	4.6/2.8	8.1/4.7	6.5/3.7	2-46.0/6-37.5	9-88.0/10-114.0
9	at Miami	8-18/3-9	1-2/0-0	32:05/27:55	4:10	3.3/3.2	6.3/12.5	5.3/8.4	2-43.0/3-32.0	7-55.0/10-115.0
16	ULM	9-14/1-12	0-0/1-2	34:29/25:31	8:58	4.8/4.1	10.0/5.6	7.6/4.6	1-48.0/8-37.5	8-50.0/6-55.0
23	Auburn	5-12/3-15	0-0/1-2	27:50/32:10	-04:20	6.3/3.5	7.7/2.4	6.9/3.1	5-41.4/9-40.2	7-50.0/10-64.0
30	vs. Arkansas									
OCT 7	Alabama									
14	at Tennessee									
28	South Carolina									
NOV 4	at Ole Miss									
11	Mississippi State									
18	ACU									
25	at LSU									
TOTALS		25-51/10-49	2-3/3-6	120:04/119:56	00:08	4.8/3.4	7.9/6.7	6.5/4.8	10-43.3/26-37.8	31-243.0/36-348.0

numbers formatted in team/opponent format

INDIVIDUAL GAME-BY-GAME

RUSHING														
	Name	No-Yds/TD	UNM	MIA	ULM	AUB	ARK	BAMA	UT	USC	MISS	MSST	ACU	LSU
4	Amari Daniels	39-234/2	7-51/0	18-62/1	9-36/1	5-85/0								
8	Le'Veon Moss	29-169/2	6-26/1	DNP	8-46/0	15-97/1								
2	Rueben Owens	27-103/1	7-25/0	5-7/0	8-51/1	7-20/0								
15	Conner Weigman	12-63/2	3-22/0	5-29/1	3-18/1	1--6/0								
14	Max Johnson	7--5/0	2--10/0	DNP	1--10/0	4-15/0								
26	David Bailey Jr.	5-25/0	4-20/0	-	1-5/0	-								
0	Ainias Smith	2-5/0	-	-	2-5/0	-								
16	Jaylen Henderson	1-7/0	DNP	DNP	1-7/0	DNP								

RECEIVING														
	Name	No-Yds/TD	UNM	MIA	ULM	AUB	ARK	BAMA	UT	USC	MISS	MSST	ACU	LSU
1	Evan Stewart	22-307/3	8-115/2	11-142/0	DNP	3-50/1								
0	Ainias Smith	18-272/0	3-40/0	3-27/0	7-127/0	5-78/0								
19	Jake Johnson	11-90/1	-	3-22/0	6-36/0	2-32/1								
3	Noah Thomas	10-112/4	6-74/3	4-38/1	-	DNP								
9	Jahdae Walker	9-148/1	3-31/0	-	5-110/1	1-7/0								
7	Moose Muhammad III	9-60/1	3-12/1	1-15/0	4-33/0	1-0/0								
4	Amari Daniels	7-52/0	1-5/0	4-20/0	2-27/0	-								
2	Rueben Owens	6-65/0	-	3-35/0	1-3/0	2-27/0								
42	Max Wright	3-46/0	-	1-18/0	2-28/0	-								
88	Jordan Anthony	3-14/0	-	DNP	3-14/0	DNP								
8	Le'Veon Moss	2-7/0	-	DNP	1-8/0	1--1/0								
24	Earnest Crownover	1-19/1	-	1-19/1	-	-								
11	Raymond Cottrell	1-13/1	-	DNP	1-13/1	DNP								

PASSING

#15 CONNER WEIGMAN

	Comp	Att	Int	Pct	Yards	TD	Long	Sack-Yds	Effic
New Mexico	18	23	0	78.3	236	5	35	1-9	236.2
at Miami	31	53	2	58.5	336	2	44	1-1	116.6
ULM	25	29	0	86.2	337	1	37	1-4	195.2
Auburn	8	14	0	57.1	70	0	26	1-6	99.1
vs. Arkansas	-	-	-	-	-	-	-	-	-
Alabama	-	-	-	-	-	-	-	-	-
at Tennessee	-	-	-	-	-	-	-	-	-
South Carolina	-	-	-	-	-	-	-	-	-
at Ole Miss	-	-	-	-	-	-	-	-	-
Mississippi State	-	-	-	-	-	-	-	-	-
ACU	-	-	-	-	-	-	-	-	-
at LSU	-	-	-	-	-	-	-	-	-
TOTALS	82	119	2	68.9	979	8	44	4-20	156.8

#14 MAX JOHNSON

	Comp	Att	Int	Pct	Yards	TD	Long	Sack-Yds	Effic
New Mexico	6	9	0	66.7	41	1	12	1-15	141.6
at Miami	--- DNP---								
ULM	7	11	0	63.6	62	1	16	1-10	141.0
Auburn	7	11	0	63.6	123	2	37	1-5	217.6
vs. Arkansas	-	-	-	-	-	-	-	-	-
Alabama	-	-	-	-	-	-	-	-	-
at Tennessee	-	-	-	-	-	-	-	-	-
South Carolina	-	-	-	-	-	-	-	-	-
at Ole Miss	-	-	-	-	-	-	-	-	-
Mississippi State	-	-	-	-	-	-	-	-	-
ACU	-	-	-	-	-	-	-	-	-
at LSU	-	-	-	-	-	-	-	-	-
TOTALS	20	31	0	64.5	226	4	37	3-30	168.3

TACKLES

Name	Solo-Ast	Total	UNM	MIA	ULM	AUB	ARK	BAMA	UT	USC	MISS	MSST	ACU	LSU
45 Edgerrin Cooper	13-11	24	4-4	3-3	1-1	5-3								
21 Taurean York	10-12	22	1-1	3-4	1-1	5-6								
28 Josh DeBerry	10-6	16	7-3	1-2	1-0	1-1								
26 Demani Richardson	13-1	14	3-0	4-1	2-0	4-0								
0 Walter Nolen	5-9	14	2-5	1-1	1-0	1-3								
2 Jacoby Mathews	10-2	12	2-0	4-0	3-1	1-1								
1 Bryce Anderson	9-3	12	4-1	1-1	-	4-1								
5 Shemar Turner	8-3	11	1-2	1-0	2-0	4-1								
10 Fadil Diggs	8-1	9	-	3-1	2-0	3-0								
24 Chris Russell Jr.	6-2	8	1-0	-	1-1	4-1								
33 Jarred Kerr	6-1	7	1-1	1-0	4-0	-								
7 Tyreek Chappell	5-2	7	2-0	2-0	DNP	1-2								
3 McKinnley Jackson	3-3	6	0-1	1-0	0-2	2-0								
22 Jurriente Davis	2-4	6	0-4	-	2-0	DNP								
34 Isaiah Raikes	4-1	5	-	2-0	1-0	1-1								
20 Jardin Gilbert	2-3	5	1-3	1-0	DNP	DNP								
12 Sam Mathews	4-0	4	2-0	1-0	-	1-0								
92 Malick Sylla	3-1	4	0-1	-	2-0	1-0								
13 DJ Hicks	2-2	4	0-1	-	2-1	-								
17 Albert Regis	2-2	4	1-0	0-1	-	1-1								
40 Martrell Harris Jr.	2-2	4	0-2	-	2-0	-								
11 Deuce Harmon	2-1	3	-	-	2-1	-								
18 LT Overton	2-1	3	0-1	2-0	-	-								
25 Dalton Brooks	2-1	3	1-0	-	1-0	0-1								
4 Shemar Stewart	1-2	3	-	1-0	-	0-2								
27 Daymion Sanford	2-0	2	2-0	-	-	DNP								
6 Enai White	1-1	2	1-0	DNP	0-1	-								
9 Jahdae Walker	1-0	1	1-0	-	-	-								
23 Chantz Johnson	1-0	1	1-0	-	-	-								
42 Max Wright	1-0	1	-	1-0	-	-								
14 Jayvon Thomas	0-1	1	0-1	-	DNP	-								
47 Randy Bond	0-1	1	0-1	-	-	-								
95 Micaiah Overton	0-1	1	DNP	DNP	0-1	DNP								

TEXAS A&M INDIVIDUAL STATS

RUSHING

	GP	Att	Gain	Loss	Net	Avg	TD	Long	Avg/G
4 Amari Daniels	4	39	249	15	234	6.0	2	79	58.5
8 Le'Veon Moss	3	29	173	4	169	5.8	2	36	56.3
2 Rueben Owens	4	27	107	4	103	3.8	1	21	25.8
15 Conner Weigman	4	12	83	20	63	5.3	2	19	15.8
26 David Bailey Jr.	4	5	25	0	25	5.0	0	13	6.3
16 Jaylen Henderson	1	1	7	0	7	7.0	0	7	7.0
0 Ainius Smith	4	2	5	0	5	2.5	0	4	1.3
14 Max Johnson	3	7	25	30	-5	-0.7	0	14	-1.7
Team	4	2	0	3	-3	-1.5	0	0	-0.8
TOTAL	4	124	674	76	598	4.8	7	79	149.5
OPPONENTS	4	128	553	114	439	3.4	1	31	109.8

PASSING

	GP	Effic	Cmp-Att-Int	Pct	Yds	TD	Lng	Avg/G
15 Conner Weigman	4	156.8	82-119-2	68.9	979	8	44	244.8
14 Max Johnson	3	168.3	20-31-0	64.5	226	4	37	75.3
Team	3	0.0	0-2-0	0.0	0	0	0	0.0
TOTAL	4	157.1	102-152-2	67.1	1205	12	44	301.3
OPPONENTS	4	124.1	52-98-1	53.1	656	5	64	164.0

RECEIVING

	GP	No.	Yds	Avg	TD	Long	Avg/G
1 Evan Stewart	3	22	307	14.0	3	44	102.3
0 Ainius Smith	4	18	272	15.1	0	32	68.0
19 Jake Johnson	4	11	90	8.2	1	22	22.5
3 Noah Thomas	3	10	112	11.2	4	34	37.3
7 Moose Muhammad III	4	9	60	6.7	1	15	15.0
9 Jahdae Walker	4	9	148	16.4	1	37	37.0
4 Amari Daniels	4	7	52	7.4	0	14	13.0
2 Rueben Owens	4	6	65	10.8	0	26	16.3
42 Max Wright	4	3	46	15.3	0	18	11.5
88 Jordan Anthony	2	3	14	4.7	0	11	7.0
8 Le'Veon Moss	3	2	7	3.5	0	8	2.3
24 Earnest Crownover	4	1	19	19.0	1	19	4.8
11 Raymond Cottrell	2	1	13	13.0	1	13	6.5
TOTAL	4	102	1205	11.8	12	44	301.3
OPPONENTS	4	52	656	12.6	5	64	164.0

TOTAL OFFENSE

	GP	Plays	Rush	Pass	Total	Avg/G
15 Conner Weigman	4	131	63	979	1042	260.5
4 Amari Daniels	4	39	234	0	234	58.5
14 Max Johnson	3	38	-5	226	221	73.7
8 Le'Veon Moss	3	29	169	0	169	56.3
2 Rueben Owens	4	27	103	0	103	25.8
26 David Bailey Jr.	4	5	25	0	25	6.3
16 Jaylen Henderson	1	1	7	0	7	7.0
0 Ainius Smith	4	2	5	0	5	1.3
TOTAL	4	276	598	1205	1803	450.8
OPPONENTS	4	226	439	656	1095	273.8

PUNTING

	No.	Yds	Avg	Long	TB	FC	I20	50+	Blkd
95 Nik Constantinou	10	433	43.3	51	0	4	2	1	0
TOTAL	10	433	43.3	51	0	4	2	1	0
OPPONENTS	26	983	37.8	52	1	6	6	5	1

KICKOFFS

	No.	Yds	Avg	TB	OB	Retn	Net	YdLn
47 Randy Bond	29	1836	63.3	18	0	-	-	-
22 Ethan Moczulski	3	190	63.3	1	0	-	-	-
TOTAL	32	2026	63.3	19	0	10	40.1	24
OPPONENTS	17	987	58.1	7	0	8	37.8	27

ALL-PURPOSE

	G	Rush	Rec	PR	KOR	IR	Tot	Avg/G
0 Ainius Smith	4	5	272	86	15	0	378	94.5
1 Evan Stewart	3	0	307	0	0	0	307	102.3
4 Amari Daniels	4	234	52	0	0	0	286	71.5
2 Rueben Owens	4	103	65	0	114	0	282	70.5
8 Le'Veon Moss	3	169	7	0	0	0	176	58.7
9 Jahdae Walker	4	0	148	0	0	0	148	37.0
3 Noah Thomas	2	0	112	0	0	0	112	37.3
19 Jake Johnson	4	0	90	0	0	0	90	22.5
7 Moose Muhammad III	4	0	60	18	0	0	78	19.5
15 Conner Weigman	4	63	0	0	0	0	63	15.8
42 Max Wright	4	0	46	0	0	0	46	11.5
26 David Bailey Jr.	4	25	0	0	7	0	32	8.0
13 Micah Tease	2	0	0	0	31	0	31	15.5
24 Earnest Crownover	4	0	19	0	0	0	19	4.8
88 Jordan Anthony	2	0	14	0	0	0	14	7.0
11 Raymond Cottrell	2	0	13	0	0	0	13	6.5
16 Jaylen Henderson	1	7	0	0	0	0	7	7.0
14 Max Johnson	3	-5	0	0	0	0	-5	-1.7
Team	4	-3	0	0	0	0	-3	-0.8
TOTAL	4	598	1205	104	167	0	2074	518.5
OPPONENTS	4	439	656	15	230	30	1370	342.5

FIELD GOALS

	FGM-FGA	Pct	01-19	20-29	30-39	40-49	50-99	Lg	Blk
47 Randy Bond	9-11	81.8	0-0	3-3	4-4	0-2	2-2	52	1
OPPONENTS	5-6	83.3	0-0	2-2	1-1	0-0	2-3	53	0

FG SEQUENCE	TEXAS A&M	OPPONENTS
New Mexico	48*, (39)	(27)
at Miami	(24), 42, (28)	54, (34), (50)
ULM	(30), (23), (34), (52)	(24)
Auburn	(51), (32)	(53)
vs. Arkansas		
Alabama		
at Tennessee		
South Carolina		
at Ole Miss		
Mississippi State		
ACU		
at LSU		

Numbers in parentheses indicate field goal was made. * blocked

SCORING

	TD	FGs	Kick	Rush	Rcv	Pass	DXP	Saf	Pts
47 Randy Bond	-	9-11	17-17	-	-	-	-	-	44
3 Noah Thomas	4	-	-	-	-	-	-	-	24
1 Evan Stewart	3	-	-	-	-	-	-	-	18
4 Amari Daniels	2	-	-	-	-	-	-	-	12
15 Conner Weigman	2	-	-	-	-	-	-	-	12
8 Le'Veon Moss	2	-	-	-	-	-	-	-	12
7 Moose Muhammad III	1	-	-	-	-	-	-	-	6
24 Earnest Crownover	1	-	-	-	-	-	-	-	6
9 Jahdae Walker	1	-	-	-	-	-	-	-	6
19 Jake Johnson	1	-	-	-	-	-	-	-	6
2 Rueben Owens	1	-	-	-	-	-	-	-	6
11 Raymond Cottrell	1	-	-	-	-	-	-	-	6
22 Ethan Moczulski	-	-	1-1	-	-	-	-	-	1
TOTAL	19	9-11	18-18	0	0	0	0	0	159
OPPONENTS	8	5-6	8-8	0	0	0	0	0	71

DEFENSE

	GP	Tackles			TFL/Yds	Sacks No-Yds	Pass Def		QBH	Fumbles		Blkd Kick	Saf
		Solo	Ast	Total			Int-Yds	BrUp		Rcv-Yds	FF		
45 Edgerrin Cooper	4	13	11	24	7-17	2-5	.	.	1	1-0	.	.	.
21 Taurean York	4	10	12	22	2-4	0.5-2
28 Josh DeBerry	4	10	6	16	1.5-7	1-7	1-0	5	1
26 Demani Richardson	4	13	1	14	1-2	.	.	.	1
0 Walter Nolen	4	5	9	14	3-9	1.5-7	.	1
1 Bryce Anderson	4	9	3	12	3-18	.	.	1	1	.	1	.	.
2 Jacoby Mathews	4	10	2	12	.	.	.	1
5 Shemar Turner	4	8	3	11	4-24	3-19	.	.	2	.	2	.	.
10 Fadil Diggs	4	8	1	9	3-5	.	.	1	1
24 Chris Russell Jr.	4	6	2	8	1.5-7	1.5-7
7 Tyreek Chappell	3	5	2	7	.	.	.	3
33 Jarred Kerr	4	6	1	7	1
3 McKinnley Jackson	4	3	3	6	1-4	1-4
22 Jurriente Davis	3	2	4	6
34 Isaiah Raikes	4	4	1	5	.	.	.	1
20 Jardin Gilbert	2	2	3	5	0.5-1	.	.	1
17 Albert Regis	4	2	2	4	1-3
12 Sam Mathews	4	4	.	4
40 Martrell Harris Jr.	4	2	2	4
92 Malick Sylla	4	3	1	4	2-7	1-5
13 DJ Hicks	4	2	2	4	1-1
11 Deuce Harmon	4	2	1	3	.	.	.	3
4 Shemar Stewart	4	1	2	3	1.5-5	1.5-5	.	1
18 LT Overton	4	2	1	3
25 Dalton Brooks	4	2	1	3	1-6
6 Enai White	3	1	1	2
27 Daymon Sanford	3	2	.	2
42 Max Wright	4	1	.	1
95 Micaiah Overton	1	.	1	1
47 Randy Bond	4	.	1	1
9 Jahdae Walker	4	1	.	1	1	.
14 Jayvon Thomas	3	.	1	1
23 Chantz Johnson	4	1	.	1
42 Kent Robinson	2	1
Totals	4	140	80	220	34-120	13-61	1-0	19	8	1-0	3	1	0
Opponents	4	169	78	247	18-82	6-49	2-30	11	12	2-0	4	1	0

LEADERS

SOLO TACKLES

45 Edgerrin Cooper	13
26 Demani Richardson	13
21 Taurean York	10
28 Josh DeBerry	10
2 Jacoby Mathews	10
1 Bryce Anderson	9
10 Fadil Diggs	8
5 Shemar Turner	8

ASSISTED TACKLES

21 Taurean York	12
45 Edgerrin Cooper	11
0 Walter Nolen	9
28 Josh DeBerry	6
22 Jurriente Davis	4
1 Bryce Anderson	3
5 Shemar Turner	3
3 McKinnley Jackson	3
3 Jardin Gilbert	3

TACKLES FOR LOSS/YDS

45 Edgerrin Cooper	7.0/17
5 Shemar Turner	4.0/24
1 Bryce Anderson	3.0/18
0 Walter Nolen	3.0/9
10 Fadil Diggs	3.0/5
92 Malick Sylla	2.0/7
21 Taurean York	2.0/4

QB SACKS/YDS

5 Shemar Turner	3.0/19
45 Edgerrin Cooper	2.0/5
24 Chris Russell Jr.	1.5/7
0 Walter Nolen	1.5/7
4 Shemar Stewart	1.5/5

INTERCEPTIONS

	No.	Yds	Avg	TD	Long
28 Josh DeBerry	1	0	0.0	0	0
TOTAL	1	0	0.0	0	0
OPPONENTS	2	30	15.0	0	28

FUMBLE RETURNS

	No.	Yds	Avg	TD	Long
45 Edgerrin Cooper	1	0	0.0	0	0
TOTAL	1	0	0.0	0	0
OPPONENTS	2	67	33.5	1	0

PUNT RETURNS

	No.	Yds	Avg	TD	Long
0 Ainnas Smith	9	86	9.6	0	44
7 Moose Muhammad III	3	18	6.0	0	11
TOTAL	12	104	8.7	0	44
OPPONENTS	4	15	3.8	0	9

KICK RETURNS

	No.	Yds	Avg	TD	Long
2 Rueben Owens	5	114	22.8	0	29
26 David Bailey Jr.	1	7	7.0	0	7
0 Ainnas Smith	1	15	15.0	0	15
13 Micah Tease	1	31	31.0	0	31
TOTAL	8	167	20.9	0	31
OPPONENTS	11	230	20.9	1	98

MISCELLANEOUS STATS

STARTING FIELD POSITION

	A&M Avg. Start	Opp. Avg. Start	A&M Advantage
New Mexico	own 39	own 22	+17
at Miami	own 33	own 30	+3
ULM	own 34	own 22	+12
Auburn	own 31	own 27	+4
vs. Arkansas			
Alabama			
at Tennessee			
South Carolina			
at Ole Miss			
Mississippi State			
ACU			
at LSU			
TOTALS	own 34	own 25	+15

POINTS OFF TURNOVERS

Opponent	TEXAS A&M				OPPONENTS			
	OPP TOs	TDs	FG-Att	Pts.	A&M TOs	TDs	FG-Att	Pts.
New Mexico	1	1	0-0	7	0	0	0-0	0
at Miami	1	1	0-0	7	3	1	1-1	10
ULM	0	0	0-0	0	0	0	0-0	0
Auburn	0	0	0-0	0	1	1	0-0	7
vs. Arkansas								
Alabama								
at Tennessee								
South Carolina								
at Ole Miss								
Mississippi State								
ACU								
at LSU								
TOTALS	2 (6/1, 1 int)	2	0-0	14	4 (4/2, 2 int)	2	1-1	17

F/L: total fumbles/fumbles lost

PENALTIES

	A&M Pen.-Yds.	Opp. Pen.-Yds.	A&M Yd Diff
New Mexico	9-88	10-114	+26
at Miami	7-55	10-115	+60
ULM	8-50	6-55	+5
Auburn	7-50	10-64	+14
vs. Arkansas			
Alabama			
at Tennessee			
South Carolina			
at Ole Miss			
Mississippi State			
ACU			
at LSU			
TOTALS (per gm avg.)	31-243 (60.8)	36-348 (87.0)	

GAME OPENING DRIVES

	TEXAS A&M						OPPONENTS					
	Pts	Res	1 Dn	PI-Yds	Time		Pts	Res	1 Dn	PI-Yds	Time	
New Mexico	7	TD	4	7-85	3:10		0	PUNT	3	10-42	6:46	
at Miami	7	TD	0	3-15	0:57		0	PUNT	0	3-1	1:29	
ULM	3	FG	3	11-65	5:00		0	PUNT	0	3-7	1:30	
Auburn	3	FG	3	12-41	5:37		0	PUNT	0	3--1	1:33	
vs. Arkansas												
Alabama												
at Tennessee												
South Carolina												
at Ole Miss												
Mississippi State												
ACU												
at LSU												
TOTALS	20		10	8-52*	3:41*		0		3	4-12*	2:49*	

* average / does not include return TDs
^ drive began following turnover

SECOND HALF OPENING DRIVES

	TEXAS A&M						OPPONENTS					
	Pts	Res	1 Dn	PI-Yds	Time		Pts	Res	1 Dn	PI-Yds	Time	
New Mexico	0	PUNT	0	3--6	1:42		3	FG	3	12-52	7:09	
at Miami	3	FG	4	12-59	5:49		3	FG	0	4-6	1:25	
ULM	3	FG	2	8-32	3:54		0	PUNT	0	3-2	1:35	
Auburn	7	TD	3	6-46	3:16		0	PUNT	0	3--9	1:57	
vs. Arkansas												
Alabama												
at Tennessee												
South Carolina												
at Ole Miss												
Mississippi State												
ACU												
at LSU												
TOTALS	13		9	7-36*	3:40*		6		3	5-13*	3:02*	

* average / does not include return TDs
^ drive began following turnover

A&M SCORING DRIVES

	Scoring Drives	TIME		PLAYS		5 or less	1-Play
		Total	Avg	Total	Avg		
New Mexico	8	22:33	2:47	52	6.5	3	0
at Miami	6	16:35	2:42	41	6.8	2	0
ULM	9	29:43	3:18	70	7.8	0	0
Auburn	5	14:31	2:54	33	6.6	2	0
vs. Arkansas							
Alabama							
at Tennessee							
South Carolina							
at Ole Miss							
Mississippi State							
ACU							
at LSU							
TOTALS	28	1:23:22	2:58	196	7.0	7	0

* not including overtime possessions or defensive/special teams touchdowns

SEASON SUPERLATIVES

TEXAS A&M INDIVIDUAL GAME HIGHS

Rushes	18	Amari Daniels at Miami (Sept. 9, 2023)
Yards Rushing	97	Le'Veon Moss vs Auburn (Sept. 23, 2023)
TD Rushes	1	Le'Veon Moss vs Auburn (Sept. 23, 2023)
	1	Conner Weigman vs ULM (Sept. 16, 2023)
	1	Amari Daniels vs ULM (Sept. 16, 2023)
	1	Rueben Owens vs ULM (Sept. 16, 2023)
	1	Conner Weigman at Miami (Sept. 9, 2023)
	1	Amari Daniels at Miami (Sept. 9, 2023)
	1	Le'Veon Moss vs New Mexico (Sept. 2, 2023)
Long Rush	79	Amari Daniels vs Auburn (Sept. 23, 2023)
Pass attempts	53	Conner Weigman at Miami (Sept. 9, 2023)
Pass completions	31	Conner Weigman at Miami (Sept. 9, 2023)
Yards Passing	337	Conner Weigman vs ULM (Sept. 16, 2023)
TD Passes	5	Conner Weigman vs New Mexico (Sept. 2, 2023)
Long Pass	44	Conner Weigman at Miami (Sept. 9, 2023)
Receptions	11	Evan Stewart at Miami (Sept. 9, 2023)
Yards Receiving	142	Evan Stewart at Miami (Sept. 9, 2023)
TD Receptions	3	Noah Thomas vs New Mexico (Sept. 2, 2023)
Long Reception	44	Evan Stewart at Miami (Sept. 9, 2023)
Field Goals	4	Randy Bond vs ULM (Sept. 16, 2023)
Long Field Goal	52	Randy Bond vs ULM (Sept. 16, 2023)
Punts	5	Nik Constantinou vs Auburn (Sept. 23, 2023)
Punting Avg	48.0	Nik Constantinou vs ULM (Sept. 16, 2023)
Long Punt	51	Nik Constantinou at Miami (Sept. 9, 2023)
Punts inside 20	1	Nik Constantinou vs Auburn (Sept. 23, 2023)
	1	Nik Constantinou vs ULM (Sept. 16, 2023)
Long Punt Return	44	Ainias Smith vs New Mexico (Sept. 2, 2023)
Long Kickoff Return	31	Micah Tease vs ULM (Sept. 16, 2023)
Tackles	11	Taurean York vs Auburn (Sept. 23, 2023)
Sacks	2.0	Edgerrin Cooper vs Auburn (Sept. 23, 2023)
Tackles For Loss	3.0	Edgerrin Cooper vs Auburn (Sept. 23, 2023)
	3.0	Edgerrin Cooper vs New Mexico (Sept. 2, 2023)
Interceptions	1	Josh DeBerry vs New Mexico (Sept. 2, 2023)
Forced Fumbles	1	Bryce Anderson vs Auburn (Sept. 23, 2023)
	1	Shemar Turner vs ULM (Sept. 16, 2023)
	1	Shemar Turner at Miami (Sept. 9, 2023)

TEXAS A&M TEAM HIGHS

Rushes	33	vs Auburn (Sept. 23, 2023)
	33	vs ULM (Sept. 16, 2023)
Yards Rushing	209	vs Auburn (Sept. 23, 2023)
Yards Per Rush	6.3	vs Auburn (Sept. 23, 2023)
TD Rushes	3	vs ULM (Sept. 16, 2023)
Pass attempts	53	at Miami (Sept. 9, 2023)
Pass completions	32	vs ULM (Sept. 16, 2023)
Yards Passing	399	vs ULM (Sept. 16, 2023)
Yards Per Pass	10.0	vs ULM (Sept. 16, 2023)
TD Passes	6	vs New Mexico (Sept. 2, 2023)
Total Plays	82	at Miami (Sept. 9, 2023)
Total Offense	557	vs ULM (Sept. 16, 2023)
Yards Per Play	7.6	vs ULM (Sept. 16, 2023)
Points	52	vs New Mexico (Sept. 2, 2023)
Sacks By	7	vs Auburn (Sept. 23, 2023)
First Downs	28	vs ULM (Sept. 16, 2023)
Penalties	9	vs New Mexico (Sept. 2, 2023)
Penalty Yards	88	vs New Mexico (Sept. 2, 2023)
Turnovers	3	at Miami (Sept. 9, 2023)
Interceptions By	2	at Miami (Sept. 9, 2023)
Punts	5	vs Auburn (Sept. 23, 2023)
Punting Avg	48.0	vs ULM (Sept. 16, 2023)
Long Punt	51	at Miami (Sept. 9, 2023)
Punts inside 20	1	vs Auburn (Sept. 23, 2023)
	1	vs ULM (Sept. 16, 2023)
Long Punt Return	44	vs New Mexico (Sept. 2, 2023)

OPPONENT INDIVIDUAL GAME HIGHS

Rushes	11	Payton Thorne vs Auburn (Sept. 23, 2023)
	11	Jacory Croskey-Merritt vs New Mexico (Sept. 2, 2023)
Yards Rushing	59	Brian Battie vs Auburn (Sept. 23, 2023)
TD Rushes	1	Jacory Croskey-Merritt vs New Mexico (Sept. 2, 2023)
Long Rush	31	Sean Jackson vs Auburn (Sept. 23, 2023)
Pass attempts	30	Tyler Van Dyke at Miami (Sept. 9, 2023)
Pass completions	21	Tyler Van Dyke at Miami (Sept. 9, 2023)
Yards Passing	374	Tyler Van Dyke at Miami (Sept. 9, 2023)
TD Passes	5	Tyler Van Dyke at Miami (Sept. 9, 2023)
Long Pass	64	Tyler Van Dyke at Miami (Sept. 9, 2023)
Receptions	6	Colbie Young at Miami (Sept. 9, 2023)
	6	Xavier Restrepo at Miami (Sept. 9, 2023)
	6	Jeremiah Hixon vs New Mexico (Sept. 2, 2023)
Yards Receiving	126	Xavier Restrepo at Miami (Sept. 9, 2023)
TD Receptions	3	Jacolby George at Miami (Sept. 9, 2023)
Long Reception	64	Jacolby George at Miami (Sept. 9, 2023)
Field Goals	2	Andres Borregales at Miami (Sept. 9, 2023)
Long Field Goal	53	Alex McPherson vs Auburn (Sept. 23, 2023)
Punts	9	Oscar Chapman vs Auburn (Sept. 23, 2023)
Punting Avg	48.0	Dylan Joyce at Miami (Sept. 9, 2023)
Long Punt	52	Oscar Chapman vs Auburn (Sept. 23, 2023)
Punts inside 20	2	Oscar Chapman vs Auburn (Sept. 23, 2023)
	2	Dylan Joyce at Miami (Sept. 9, 2023)
Long Punt Return	9	Koy Moore vs Auburn (Sept. 23, 2023)
Long Kickoff Return	98	Brashard Smith at Miami (Sept. 9, 2023)
Tackles	11	Tavian Combs vs New Mexico (Sept. 2, 2023)
Sacks	1.5	Carl Glass vs ULM (Sept. 16, 2023)
Tackles For Loss	2.0	Jaden Davis at Miami (Sept. 9, 2023)
Interceptions	1	Kamren Kinchens at Miami (Sept. 9, 2023)
	1	Te'Cory Couch at Miami (Sept. 9, 2023)

OPPONENT TEAM HIGHS

Rushes	41	vs Auburn (Sept. 23, 2023)
Yards Rushing	144	vs Auburn (Sept. 23, 2023)
Yards Per Rush	4.1	vs ULM (Sept. 16, 2023)
TD Rushes	1	vs New Mexico (Sept. 2, 2023)
Pass attempts	30	at Miami (Sept. 9, 2023)
Pass completions	21	at Miami (Sept. 9, 2023)
Yards Passing	374	at Miami (Sept. 9, 2023)
Yards Per Pass	12.5	at Miami (Sept. 9, 2023)
TD Passes	5	at Miami (Sept. 9, 2023)
Total Plays	64	vs Auburn (Sept. 23, 2023)
Total Offense	451	at Miami (Sept. 9, 2023)
Yards Per Play	8.4	at Miami (Sept. 9, 2023)
Points	48	at Miami (Sept. 9, 2023)
Sacks By	2	vs Auburn (Sept. 23, 2023)
	2	vs ULM (Sept. 16, 2023)
	2	vs New Mexico (Sept. 2, 2023)
First Downs	18	vs New Mexico (Sept. 2, 2023)
Penalties	10	vs Auburn (Sept. 23, 2023)
	10	at Miami (Sept. 9, 2023)
	10	vs New Mexico (Sept. 2, 2023)
Penalty Yards	115	at Miami (Sept. 9, 2023)
Turnovers	1	at Miami (Sept. 9, 2023)
	1	vs New Mexico (Sept. 2, 2023)
Interceptions By	2	at Miami (Sept. 9, 2023)
Punts	9	vs Auburn (Sept. 23, 2023)
Punting Avg	40.2	vs Auburn (Sept. 23, 2023)
Long Punt	52	vs Auburn (Sept. 23, 2023)
Punts inside 20	2	vs Auburn (Sept. 23, 2023)
	2	at Miami (Sept. 9, 2023)
Long Punt Return	9	vs Auburn (Sept. 23, 2023)

TEXAS A&M 20+ YARD PLAYS (28)

YDS	TYPE	PLAYER(S)	OPPONENT
79	Rush	Amari Daniels	Auburn
44	Pass	Evan Stewart from Conner Weigman	Miami
44	PR	Ainias Smith	New Mexico
37 *	Pass	Evan Stewart from Max Johnson	Auburn
37	Pass	Jahdae Walker from Conner Weigman	ULM
36	Rush	Le'Veon Moss	Auburn
35 *	Pass	Evan Stewart from Conner Weigman	New Mexico
34 *	Pass	Noah Thomas from Conner Weigman	New Mexico
33	Pass	Jahdae Walker from Conner Weigman	ULM
32	Pass	Ainias Smith from Conner Weigman	ULM
31	KR	Micah Tease	ULM
29	KR	Rueben Owens	Miami
28	Pass	Ainias Smith from Max Johnson	Auburn
28	Pass	Evan Stewart from Conner Weigman	Miami
27	Pass	Ainias Smith from Conner Weigman	New Mexico
27	KR	Rueben Owens	New Mexico
27	Rush	Amari Daniels	New Mexico
26	Pass	Rueben Owens from Conner Weigman	Auburn
26	KR	Rueben Owens	ULM
25	Pass	Ainias Smith from Conner Weigman	ULM
24	Pass	Rueben Owens from Conner Weigman	Miami
23	Pass	Ainias Smith from Conner Weigman	ULM
22 *	Pass	Jake Johnson from Max Johnson	Auburn
22	Pass	Evan Stewart from Conner Weigman	New Mexico
21	Pass	Ainias Smith from Conner Weigman	ULM
21 *	Rush	Rueben Owens	ULM
21	Pass	Evan Stewart from Conner Weigman	New Mexico
20	Pass	Ainias Smith from Conner Weigman	Miami

* touchdown scored on play

20+ YARD PLAY BY PLAYER

Player	No.	TD	R	P	KR	PR	IR	FR
Ainias Smith	8	0	0	7	0	1	0	0
Evan Stewart	6	2	0	6	0	0	0	0
Rueben Owens	6	1	1	2	3	0	0	0
Jahdae Walker	2	0	0	2	0	0	0	0
Noah Thomas	1	1	0	1	0	0	0	0
Micah Tease	1	0	0	0	1	0	0	0
Amari Daniels	2	0	1	1	0	0	0	0
Le'Veon Moss	1	0	1	0	0	0	0	0
Jake Johnson	1	1	0	1	0	0	0	0
TOTAL	28	5	3	20	4	1	0	0

LONGEST PLAYS OF 2023

RUSHING		
79	Amari Daniels vs Auburn	Sept. 23
RUSHING TOUCHDOWN		
21	Rueben Owens vs ULM	Sept. 16
PASSING		
44	Evan Stewart from Conner Weigman	Sept. 9
PASSING TOUCHDOWN		
37	Evan Stewart from Max Johnson	Sept. 23
PUNT RETURN		
44	Ainias Smith vs New Mexico	Sept. 2
KICK RETURN		
31	Micah Tease vs ULM	Sept. 16
INTERCEPTION RETURN		
0	Josh DeBerry vs New Mexico	Sept. 2
FUMBLE RETURN		
0	Edgerrin Cooper at Miami	Sept. 9
PUNT		
51	Nik Constantinou at Miami	Sept. 9
FIELD GOAL		
52	Randy Bond vs ULM	Sept. 16

PLAYS BY LENGTH

YARDS	NO.	TD
100+	0	0
90-99	0	0
80-89	0	0
70-79	1	0
60-69	0	0
50-59	0	0
40-49	2	0
30-39	8	3
20-29	17	2

BY PLAY TYPE

TYPE	NO.	TD
Rushing	4	1
Passing	19	4
Punt returns	1	0
Kick returns	4	0
Interceptions	0	0
Fumble returns	0	0
Other	0	0
TOTAL	28	5

20+ YARD PLAY GAME-BY-GAME

	Rush	Pass	Punt Return	Kick Return	INT	Fumble Return	Other Total
New Mexico	1	5	1	1	0	0	0
at Miami	0	4	0	1	0	0	0
ULM	1	5	0	3	0	0	0
Auburn	2	4	0	0	0	0	0
vs. Arkansas	-	-	-	-	-	-	-
Alabama	-	-	-	-	-	-	-
at Tennessee	-	-	-	-	-	-	-
South Carolina	-	-	-	-	-	-	-
at Ole Miss	-	-	-	-	-	-	-
Mississippi State	-	-	-	-	-	-	-
ACU	-	-	-	-	-	-	-
at LSU	-	-	-	-	-	-	-

OPPONENT 20+ YARD PLAYS (21)

YDS	TYPE	PLAYER(S)	TEAM
98 *	KR	Brashard Smith	Miami
67 *	FR	Eugene Asante	Auburn
64 *	Pass	Jacolby George from Tyler Van Dyke	Miami
52 *	Pass	Isaiah Horton from Tyler Van Dyke	Miami
48	Pass	Xavier Restrepo from Tyler Van Dyke	Miami
37	Pass	Tyrone Howell from Jiya Wright	ULM
32	Pass	Dariyan Wiley from Jiya Wright	ULM
32	Pass	Colbie Young from Tyler Van Dyke	Miami
31	Rush	Sean Jackson	Auburn
29	Rush	Jiya Wright	ULM
28	INT	Kamren Kinchens	Miami
27 *	Rush	Jacory Croskey-Merritt	New Mexico
24	Rush	Brian Battie	Auburn
24	Pass	Xavier Restrepo from Tyler Van Dyke	Miami
23	Pass	Xavier Restrepo from Tyler Van Dyke	Miami
22	Pass	Jeremiah Hixon from Dylan Hopkins	New Mexico
21	Pass	DJ Washington from Dylan Hopkins	New Mexico
20	Pass	Cam McCormick from Tyler Van Dyke	Miami
20	KR	Luke Wysong	New Mexico
20	KR	Chris Washington	New Mexico
20	KR	Luke Wysong	New Mexico

* touchdown scored on play

LONGEST PLAYS OF 2023

RUSHING

31 Sean Jackson of Auburn Sept. 23

RUSHING TOUCHDOWN

27 Jacory Croskey-Merritt of New Mexico Sept. 2

PASSING

64 Jacolby George from Tyler Van Dyke of Miami Sept. 9

PASSING TOUCHDOWN

64 Jacolby George from Tyler Van Dyke of Miami Sept. 9

PUNT RETURN

9 Koy Moore of Auburn Sept. 23

KICK RETURN

98 Brashard Smith of Miami Sept. 9

INTERCEPTION RETURN

28 Kamren Kinchens of Miami Sept. 9

FUMBLE RETURN

67 Eugene Asante of Auburn Sept. 23

PUNT

52 Oscar Chapman of Auburn Sept. 23

FIELD GOAL

53 Alex McPherson of Auburn Sept. 23

PLAYS BY LENGTH

YARDS	NO.	TD
100+	0	0
90-99	1	1
80-89	0	0
70-79	0	0
60-69	2	2
50-59	1	1
40-49	1	0
30-39	4	0
20-29	12	1
TOTAL	21	5

BY PLAY TYPE

TYPE	NO.	TD
Rushing	4	1
Passing	11	2
Punt returns	0	0
Kick returns	4	1
Interceptions	1	0
Fumble returns	1	1
Other	0	0
TOTAL	21	5

20+ YARD PLAY GAME-BY-GAME

	Rush	Pass	Punt Return	Kick Return	INT	Fumble Return	Other Total
New Mexico	1	2	0	3	0	0	0
at Miami	0	7	0	1	1	0	0
ULM	1	2	0	0	0	0	0
Auburn	2	0	0	0	0	1	0
vs. Arkansas	-	-	-	-	-	-	-
Alabama	-	-	-	-	-	-	-
at Tennessee	-	-	-	-	-	-	-
South Carolina	-	-	-	-	-	-	-
at Ole Miss	-	-	-	-	-	-	-
Mississippi State	-	-	-	-	-	-	-
ACU	-	-	-	-	-	-	-
at LSU	-	-	-	-	-	-	-

STARTING LINEUPS

OFFENSE

	LT	LG	C	RG	RT	QB	WR	WR	WR/TE	WR/TE/RB	RB
New Mexico	Zuhn III	Nabou	Foster	Robinson	Bisontis	Weigman	N. Thomas	Stewart	Smith	Moss	Owens
at Miami	Zuhn III	Nabou	Foster	Robinson	Bisontis	Weigman	N. Thomas	Stewart	Wright	E. Crownover	Daniels
ULM	Zuhn III	Dewberry	Nabou	Robinson	Bisontis	Weigman	N. Thomas	Walker	Smith	J. Johnson	Daniels
Auburn	Zuhn III	Nabou	Foster	Robinson	Bisontis	Weigman	Walker	Stewart	Smith	Wright	Owens
vs. Arkansas											
Alabama											
at Tennessee											
South Carolina											
at Ole Miss											
Mississippi State											
ACU											
at LSU											

DEFENSE

	DE	DT	DT	DE	LB	LB	DB	DB	DB	CB	CB
New Mexico	Diggs	Overton	Jackson	Turner	York	Cooper	Gilbert	Richardson	Anderson	DeBerry	Chappell
at Miami	Diggs	Nolen	Jackson	Turner	York	Cooper	Gilbert	Richardson	Anderson	DeBerry	Chappell
ULM	Diggs	Nolen	Jackson	Turner	York	Cooper	J. Mathews	Richardson	Anderson	DeBerry	Harmon
Auburn	Diggs	Nolen	Jackson	Turner	York	Cooper	J. Mathews	Richardson	Anderson	DeBerry	Chappell
vs. Arkansas											
Alabama											
at Tennessee											
South Carolina											
at Ole Miss											
Mississippi State											
ACU											
at LSU											

START CHART

	Career Starts	Consec Starts		Career Starts	Consec Starts
Demani Richardson	47	29	Bryce Anderson	4	4
Ainias Smith	28	2	Chase Bistontis	4	4
Layden Robinson	26	24	Josh DeBerry	4	4
Tyreek Chappell	22	1	Taurean York	4	4
Reuben Fatheree II	21	—	LT Overton	4	—
Bryce Foster	19	1	Donovan Green	4	—
McKinnley Jackson	16	11	Isaiah Raikes	4	—
Shemar Turner	15	9	Amari Daniels	3	—
Trey Zuhn III	15	10	Le'Veon Moss	3	—
Edgerrin Cooper	13	6	Jarred Kerr	3	—
Fadil Diggs	12	4	Max Johnson	3	—
Jardin Gilbert	12	—	Jahdae Walker	2	2
Chris Russell Jr.	12	—	Rueben Owens	2	1
Evan Stewart	11	1	Earnest Crownover	2	—
Max Wright	11	1	Jordan Spasojevic-Moko	2	—
Conner Weigman	8	7	Jake Johnson	1	—
Aki Ogunbiyi	8	—	Dametrious Crownover	1	—
Walter Nolen	7	3	Albert Regis	1	—
Noah Thomas	7	—			
Moose Muhammad III	7	—			
Shemar Stewart	6	—			
Kam Dewberry	6	—			
Deuce Harmon	6	—			
Jacoby Mathews	5	2			
Mark Nabou Jr.	5	4			

PARTICIPATION CHART

	Name	GP/GS	UNM	MIAMI	ULM	AUB	ARK	BAMA	TENN	SC	OLE MISS	MSST	ACU	LSU
0	Ainias Smith	4/3	START	XXX	START	START								
0	Walter Nolen	4/3	XXX	START	START	START								
1	Bryce Anderson	4/4	START	START	START	START								
1	Evan Stewart	3/3	START	START	...	START								
2	Jacoby Mathews	4/2	XXX	XXX	START	START								
2	Rueben Owens	4/2	START	XXX	XXX	START								
3	McKinnley Jackson	4/4	START	START	START	START								
3	Noah Thomas	3/3	START	START	START	...								
4	Amari Daniels	4/2	XXX	START	START	XXX								
4	Shemar Stewart	4/0	XXX	XXX	XXX	XXX								
5	Shemar Turner	4/4	START	START	START	START								
6	Enai White	3/0	XXX	...	XXX	XXX								
7	Moose Muhammad III	4/0	XXX	XXX	XXX	XXX								
7	Tyreek Chappell	3/3	START	START	...	START								
8	Le'Veon Moss	3/1	START	...	XXX	XXX								
9	Jahdae Walker	4/2	XXX	XXX	START	START								
9	Bobby Taylor	1/0	XXX								
10	Fadil Diggs	4/4	START	START	START	START								
11	Deuce Harmon	4/1	XXX	XXX	START	XXX								
11	Raymond Cottrell	2/0	XXX	...	XXX	...								
12	Sam Mathews	4/0	XXX	XXX	XXX	XXX								
13	Micah Tease	2/0	XXX	XXX								
13	DJ Hicks	4/0	XXX	XXX	XXX	XXX								
14	Max Johnson	3/0	XXX	...	XXX	XXX								
14	Jayvon Thomas	3/0	XXX	XXX	...	XXX								
15	Conner Weigman	4/4	START	START	START	START								
15	Ryan Kennedy	1/0	...	XXX								
16	Jaylen Henderson	1/0	XXX	...								
16	Sam McCall	4/0	XXX	XXX	XXX	XXX								
17	Albert Regis	4/0	XXX	XXX	XXX	XXX								
17	Theo Melin Ohrström	4/0	XXX	XXX	XXX	XXX								
18	LT Overton	4/1	START	XXX	XXX	XXX								
19	Jake Johnson	4/1	XXX	XXX	START	XXX								
19	Bravion Rogers	1/0	XXX								
20	Jardin Gilbert	2/2	START	START								
21	Taurean York	4/4	START	START	START	START								
22	Ethan Moczulski	2/0	XXX	...	XXX	...								
22	Jurriente Davis	3/0	XXX	XXX	XXX	...								
23	Chantz Johnson	4/0	XXX	XXX	XXX	XXX								
24	Chris Russell Jr.	4/0	XXX	XXX	XXX	XXX								
24	Earnest Crownover	4/1	XXX	START	XXX	XXX								
25	Dalton Brooks	4/0	XXX	XXX	XXX	XXX								
26	David Bailey Jr.	4/0	XXX	XXX	XXX	XXX								
26	Demani Richardson	4/4	START	START	START	START								
27	Daymion Sanford	3/0	XXX	XXX	XXX	...								
28	Josh DeBerry	4/4	START	START	START	START								
33	Jarred Kerr	4/0	XXX	XXX	XXX	XXX								
34	Isaiah Raikes	4/0	XXX	XXX	XXX	XXX								
40	Martrell Harris Jr.	4/0	XXX	XXX	XXX	XXX								
42	Max Wright	4/2	XXX	START	XXX	START								
42	Kent Robinson	2/0	XXX	...	XXX	...								
43	Alex Zettler	2/0	XXX	...	XXX	...								
45	Edgerrin Cooper	4/4	START	START	START	START								
47	Randy Bond	4/0	XXX	XXX	XXX	XXX								
48	Jacob Graham	4/0	XXX	XXX	XXX	XXX								
54	Mark Nabou Jr.	3/3	...	START	START	START								
55	Hunter Erb	1/0	XXX	...								
60	Trey Zuhn III	4/4	START	START	START	START								
61	Bryce Foster	3/3	START	START	...	START								
64	Layden Robinson	4/4	START	START	START	START								
66	Jordan Spasojevic-Moko	1/0	XXX								
67	TJ Shanahan	2/0	XXX	...	XXX	...								
68	Remington Strickland	3/0	XXX	XXX	XXX	...								
70	Derek Ferraro	1/0	XXX	...								
71	Chase Bisontis	4/4	START	START	START	START								
74	Aki Ogunbiyi	3/0	XXX	...	XXX	XXX								
75	Kam Dewberry	4/1	XXX	XXX	START	XXX								
76	Reuben Fatheree II	2/0	XXX	XXX								
77	Colton Thomasson	1/0	XXX	...								
78	Dametrios Crownover	4/0	XXX	XXX	XXX	XXX								
81	Pierce Turner	1/0	XXX	...								
82	Fernando Garza	3/0	XXX	XXX	XXX	...								
83	Andrew Maleski	1/0	XXX	...								
88	Jordan Anthony	2/0	XXX	...	XXX	...								
88	Samu Taumanupepe	1/0	XXX								
90	Nana Boadi-Owusu	2/0	XXX	XXX								
92	Malick Sylla	4/0	XXX	XXX	XXX	XXX								
93	Drew Beltran	1/0	XXX	...								
95	Nik Constantinou	4/0	XXX	XXX	XXX	XXX								
95	Micaiah Overton	1/0	XXX	...								
99	Gabriel Brownlow-Dindy	2/0	XXX	...	XXX	...								

SEASON/CAREER STATS

RUSHING

SEASON STATISTICS										CAREER STATISTICS								
	GP	Att	Gain	Loss	Net	Avg	TD	Long	Avg/G	GP	Att	Gain	Loss	Net	Avg	TD	Long	Avg/G
Amari Daniels	4	39	249	15	234	6.0	2	79	58.5	14	95	576	23	553	5.8	3	79	39.5
Le'Veon Moss	3	29	173	4	169	5.8	2	36	56.3	10	56	294	11	283	5.1	3	36	28.3
Rueben Owens	4	27	107	4	103	3.8	1	21	25.8	4	27	107	4	103	3.8	1	21	25.8
Conner Weigman	4	12	83	20	63	5.2	2	19	15.8	9	39	237	77	160	4.1	2	32	17.8
David Bailey Jr.	4	5	25	0	25	5.0	0	13	6.2	46	554	2520	82	2438	4.4	25	74	53
Jaylen Henderson	1	1	7	0	7	7.0	0	7	7.0	6	17	104	31	73	4.3	0	40	12.2
Ainias Smith	4	2	5	0	5	2.5	0	4	1.2	42	69	401	12	389	5.6	4	38	9.3
Max Johnson	3	7	25	30	-5	-0.7	0	14	-1.7	25	168	501	365	136	0.8	3	18	5.4
TEAM	4	2	0	3	-3	-1.5	0	0	-0.8									
TOTAL	4	124	674	76	598	4.8	7	79	149.5									
OPPONENTS	4	128	553	114	439	3.4	1	31	109.8									

PASSING

SEASON STATISTICS									CAREER STATISTICS							
	GP	Effic	Cmp-Att-Int	Pct	Yds	TD	Lng	Avg/G	GP	Effic	Cmp-Att-Int	Pct	Yds	TD	Lng	Avg/G
Conner Weigman	4	156.8	82-119-2	68.9	979	8	44	244.8	9	143.9	155-251-2	61.8	1,875	16	45	208.3
Max Johnson	2	141.3	13-20-0	65.0	103	2	16	51.5	25	142.3	376-625-7	60.2	4,626	42	67	185.0
TEAM	4	0.00	0-2-0	0.0	0	0	0	0.0								
TOTAL	4	157.12	102-152-2	67.1	1205	12	44	301.2								
OPPONENTS	4	124.09	52-98-1	53.1	656	5	64	164.0								

RECEIVING

SEASON STATISTICS								CAREER STATISTICS						
	GP	No.	Yds	Avg	TD	Long	Avg/G	GP	No.	Yds	Avg	TD	Long	Avg/G
Evan Stewart	3	22	307	14.0	3	44	102.3	13	75	956	12.7	5	44	73.5
Ainias Smith	4	18	272	15.1	0	32	68.0	42	145	1884	12.9	17	63	44.9
Jake Johnson	4	11	90	8.2	1	22	22.5	9	12	92	7.7	1	22	10.2
Noah Thomas	3	10	112	11.2	4	34	37.3	14	15	163	10.9	6	34	11.6
Jahdae Walker	4	9	148	16.4	1	37	37.0	21	41	799	19.5	5	52	38.0
Moose Muhammad III	4	9	60	6.7	1	15	15.0	25	57	823	14.4	9	45	32.9
Amari Daniels	4	7	52	7.4	0	14	13.0	14	9	53	5.9	0	14	3.8
Rueben Owens	4	6	65	10.8	0	26	16.2	4	6	65	10.8	0	26	16.2
Max Wright	4	3	46	15.3	0	18	11.5	43	16	240	15.0	2	42	5.6
Jordan Anthony	2	3	14	4.7	0	11	7.0	2	3	14	4.7	0	11	7.0
Le'Veon Moss	3	2	7	3.5	0	8	2.3	10	3	15	5.0	0	8	1.5
Earnest Crownover	4	1	19	19.0	1	19	4.8	28	2	44	22.0	1	25	1.6
Raymond Cottrell	2	1	13	13.0	1	13	6.5	2	1	13	13.0	1	13	6.5
TOTAL	4	102	1205	11.8	12	44	301.2							
OPPONENTS	4	52	656	12.6	5	64	164.0							

TOTAL OFFENSE

SEASON STATISTICS							CAREER STATISTICS					
	G	Plays	Rush	Pass	Total	Avg/G	G	Plays	Rush	Pass	Total	Avg/G
Conner Weigman	4	131	63	979	1042	260.5	9	290	160	1875	2035	226.1
Amari Daniels	4	39	234	0	234	58.5	14	95	553	0	553	39.5
Max Johnson	3	38	-5	226	221	73.7	25	793	136	4626	4762	190.5
Le'Veon Moss	3	29	169	0	169	56.3	10	56	283	0	283	28.3
Rueben Owens	4	27	103	0	103	25.8	4	27	103	0	103	25.8
David Bailey Jr.	4	5	25	0	25	6.2	46	555	2438	16	2454	53.3
Jaylen Henderson	1	1	7	0	7	7.0	6	25	73	49	122	20.3
Ainias Smith	4	2	5	0	5	1.2	42	69	389	0	389	9.3
TEAM	3	3	-1	0	-1	-0.3						
TOTAL	4	276	598	1205	1803	450.8						
OPPONENTS	4	226	439	656	1095	273.8						

SCORING

SEASON STATISTICS

|----- PATs -----|

	TD	FGs	Kick	Rush	Rcv	Pass	DXP	Saf	Points
Randy Bond	-	9-11	17-17	-	-	-	-	-	44
Noah Thomas	4	-	-	-	-	-	-	-	24
Evan Stewart	3	-	-	-	-	-	-	-	18
Le'Veon Moss	2	-	-	-	-	-	-	-	12
Amari Daniels	2	-	-	-	-	-	-	-	12
Conner Weigman	2	-	-	-	-	0-1	-	-	12
Raymond Cottrell	1	-	-	-	-	-	-	-	6
Earnest Crownover	1	-	-	-	-	-	-	-	6
Moose Muhammad III	1	-	-	-	-	-	-	-	6
Jahdae Walker	1	-	-	-	-	-	-	-	6
Jake Johnson	1	-	-	-	-	-	-	-	6
Rueben Owens	1	-	-	-	-	-	-	-	6
Ethan Moczulski	-	-	1-1	-	-	-	-	-	1
TOTAL	19	9-11	18-18	-	-	0-1	-	-	159
OPPONENTS	8	5-6	8-8	-	-	-	-	-	71

CAREER STATISTICS

|----- PATs -----|

	TD	FGs	Kick	Rush	Rcv	Pass	DXP	Saf	Points
	-	22-28	42-42	-	-	-	-	-	108
	6	-	-	-	-	-	-	-	36
	5	-	-	-	1	-	-	-	32
	3	-	-	-	-	-	-	-	18
	3	-	-	-	-	-	-	-	18
	2	-	-	-	-	0-1	-	-	12
	1	-	-	-	-	-	-	-	6
	1	-	-	-	-	-	-	-	6
	9	-	-	-	-	-	-	-	54
	5	-	-	-	-	-	-	-	30
	1	-	-	-	-	-	-	-	6
	1	-	-	-	-	-	-	-	6
	-	-	1-1	-	-	-	-	-	1

ALL-PURPOSE

SEASON STATISTICS

	G	Rush	Rec	PR	KOR	IR	Tot	Avg/G
Ainias Smith	4	5	272	86	15	0	378	94.5
Evan Stewart	3	0	307	0	0	0	307	102.3
Amari Daniels	4	234	52	0	0	0	286	71.5
Rueben Owens	4	103	65	0	114	0	282	70.5
Le'Veon Moss	3	169	7	0	0	0	176	58.7
Jahdae Walker	4	0	148	0	0	0	148	37.0
Noah Thomas	2	0	112	0	0	0	112	56.0
Jake Johnson	4	0	90	0	0	0	90	22.5
Moose Muhammad III	4	0	60	18	0	0	78	19.5
Conner Weigman	4	63	0	0	0	0	63	15.8
Max Wright	4	0	46	0	0	0	46	11.5
David Bailey Jr.	4	25	0	0	7	0	32	8.0
Micah Tease	2	0	0	0	31	0	31	15.5
Earnest Crownover	4	0	19	0	0	0	19	4.8
Anthony Jordan	2	0	14	0	0	0	14	7.0
Raymond Cottrell	2	0	13	0	0	0	13	6.5
Jaylen Henderson	1	7	0	0	0	0	7	7.0
Max Johnson	3	-5	0	0	0	0	-5	-1.7
TEAM	3	-1	0	0	0	0	-1	-0.3
TOTAL	4	598	1205	104	167	0	2074	518.5
OPPONENTS	4	439	656	15	230	30	1370	342.5

CAREER STATISTICS

	G	Rush	Rec	PR	KOR	IR	Tot	Avg/G
	42	389	1884	637	272	0	3182	75.8
	13	-1	956	0	19	0	974	74.9
	14	553	53	0	0	0	606	43.3
	4	103	65	0	114	0	282	70.5
	10	283	15	0	32	0	330	33.0
	21	3	799	0	0	0	802	38.2
	13	0	163	0	0	0	163	12.5
	9	0	92	0	0	0	92	10.2
	25	0	823	173	0	0	996	40.3
	9	160	0	0	0	0	160	17.8
	43	0	240	0	0	0	240	5.6
	46	2438	291	0	7	0	2736	59.5
	2	0	0	0	31	0	31	15.5
	28	35	44	0	0	0	79	2.8
	2	0	14	0	0	0	14	7.0
	2	0	13	0	0	0	13	6.5
	6	73	0	0	0	0	73	12.2
	25	136	0	0	0	0	136	5.4

PUNTING

SEASON STATISTICS

	No.	Yds	Avg	Long	TB	FC	I20	Blkd
Nik Constantinou	10	433	43.3	51	0	4	2	0
TOTAL	5	226	45.2	51	0	2	1	0
OPPONENTS	17	621	36.5	51	0	3	4	1

CAREER STATISTICS

	No.	Yds	Avg	Long	TB	FC	I20	Blkd
	160	6914	43.2	65	5	70	62	0

KICKOFFS

SEASON STATISTICS

	No.	Yds	Avg	TB	OB
Randy Bond	29	1832	63.2	18	0
Ethan Moczulski	3	170	56.7	1	0
TOTAL	32	2002	62.6	19	0
OPPONENTS	17	985	57.9	7	0

CAREER STATISTICS

	No.	Yds	Avg	TB	OB
	37	2342	63.3	22	0
	3	170	56.7	1	0

FIELD GOALS

SEASON STATISTICS

	Att	Good	Long	Blkd
Randy Bond	11	9	52	1
TOTAL	11	9	52	1
OPPONENTS	6	5	53	0

CAREER STATISTICS

	Att	Good	Long	Blkd	Pct
	28	22	52	2	78.6

DEFENSE

	SEASON STATISTICS											CAREER STATISTICS										
	GP	Solo	Ast	Total	TFL	Sacks	Int	PBU	FR	FF	Blk	GP	Solo	Ast	Total	TFL	Sacks	Int	PBU	FR	FF	Blk
Edgerrin Cooper	4	13	11	24	7.0-17	2.0-5	.	.	1	.	.	37	85	60	145	17.5-54	2.5-8	2-4	6	2	1	.
Taurean York	4	10	12	22	2.0-4	0.5-2	4	10	12	22	2.0-4	0.5-2
Josh DeBerry	4	11	6	17	1.5-7	1.0-7	1-0	5	.	.	.	43	126	48	174	17.0-50	2.0-14	5-0	25	2	.	.
Walter Nolen	4	5	9	14	3.0-9	1.5-7	.	1	.	.	.	14	22	21	43	3.0-15	1.5-7	.	1	1	1	.
Demani Richardson	4	13	1	14	1.0-2	48	170	91	261	15.0-81	2.5-27	4-19	11	.	4	.
Bryce Anderson	4	10	3	13	3.0-6	.	.	1	.	1	.	15	26	15	41	5.0-17	.	.	1	2	2	.
Jacoby Mathews	4	10	2	12	.	.	.	1	.	.	.	14	25	12	37	.	.	.	4	1	.	.
Shemar Turner	4	8	3	11	4.0-27	3.0-22	.	.	.	2	.	23	26	31	57	8.0-47	5.0-33	.	.	.	2	.
Fadil Diggs	4	8	1	9	3.0-5	.	.	1	.	.	.	25	26	22	48	10.5-27	4.0-17	.	1	.	3	1
Chris Russell Jr.	4	6	2	8	1.5-7	1.5-7	26	42	36	78	7.0-40	4.0-25	.	1	1	1	1
Jarred Kerr	4	6	1	7	15	21	8	29	1.0-12	1.0-12	.	2	.	.	.
Tyreek Chappell	3	5	2	7	.	.	.	3	.	.	.	26	67	25	92	5.0-13	.	1-0	20	1	.	.
McKinnley Jackson	4	3	3	6	1.0-4	1.0-4	32	36	34	70	5.0-48	3.5-19	.	2	.	.	.
Jurriente Davis	2	2	4	6	16	40	25	65	8.5-17	1.0-1	.	1	.	1	.
Isaiah Raikes	3	4	1	5	.	.	.	1	.	.	.	33	18	13	31	1.5-7	0.5-6	.	1	.	.	.
Jardin Gilbert	2	2	3	5	0.5-1	.	.	1	.	.	.	25	49	31	80	2.0-10	0.5-4	2-13	6	.	.	.
Albert Regis	4	2	2	4	1.0-3	16	7	13	20	1.5-7	.	.	1	.	.	1
Sam Mathews	4	4	.	4	16	11	3	14
Malick Sylla	4	3	1	4	2.0-7	1.0-5	16	8	2	10	2.0-13	1.0-5
DJ Hicks	4	2	2	4	1.0-1	4	2	2	4	1.0-1
Martrell Harris Jr.	4	2	2	4	16	7	4	11	1	.
Dalton Brooks	4	2	1	3	1.0-6	4	2	1	3	1.0-6
Deuce Harmon	4	2	1	3	.	.	.	3	.	.	.	19	18	13	31	2.5-3	.	1-0	4	.	1	.
Shemar Stewart	4	1	2	3	1.5-5	1.5-5	.	1	.	.	.	15	12	14	26	3.0-13	3.0-11	.	1	1	.	.
LT Overton	4	2	1	3	15	14	20	34	1.5-12	1.0-8
Daymion Sanford	3	2	.	2	3	2	.	2
Enai White	3	1	1	2	10	6	4	10	.	.	.	1	.	.	.
Micaiah Overton	1	.	1	1	1	.	1	1
Jahdae Walker	4	1	.	1	1	21	3	1	4
Max Wright	4	1	.	1	43	2	3	5	0.5-1
Randy Bond	4	.	1	1	16	.	1	1
Jayvon Thomas	3	.	1	1	3	.	1	1
Chantz Johnson	4	1	.	1	4	1	.	1
Kent Robinson	2	1	.	.	.	2	1	.	.	.
TOTAL	4	142	80	222	34-111	13-64	1-0	19	1	3	1											
OPPONENTS	4	169	78	247	18.0-72	6-49	2-30	11	2	4	1											

INTERCEPTIONS

SEASON STATISTICS						CAREER STATISTICS					
	No.	Yds	Avg	TD	Long	No.	Yds	Avg	TD	Long	
Josh DeBerry	1	0	0.0	0	0	5	-7	-1.4	0	0	
TOTAL	1	0	0.0	0	0						
OPPONENTS	2	30	15.0	0	28						

PUNT RETURNS

SEASON STATISTICS						CAREER STATISTICS					
	No.	Yds	Avg	TD	Long	No.	Yds	Avg	TD	Long	
Ainias Smith	9	86	9.6	0	44	71	637	8.9	1	95	
Moose Muhammad III	3	18	6.0	0	11	24	173	7.2	0	40	
TOTAL	12	104	8.7	0	44						
OPPONENTS	4	15	3.8	0	9						

KICK RETURNS

SEASON STATISTICS						CAREER STATISTICS					
	No.	Yds	Avg	TD	Long	No.	Yds	Avg	TD	Long	
Rueben Owens	5	114	22.8	0	29	5	114	22.8	0	29	
David Bailey Jr.	1	7	7.0	0	7	1	7	7.0	0	7	
Micah Tease	1	31	31.0	0	31	1	31	31.0	0	31	
Ainias Smith	1	15	15.0	0	15	14	272	19.4	0	31	
TOTAL	8	167	20.9	0	31						
OPPONENTS	11	230	20.9	1	98						

GAME ONE

New Mexico	0	7	3	0	-	10
²³ Texas A&M	7	28	7	10	-	52

Sept. 2 | Kyle Field | Bryan-College Station, Texas | 6 p.m. | Att: 97,560

Aggies Roll to 52-10 Win in Season Opener

Conner Weigman tossed five touchdown passes, while the receiving duo of Evan Stewart and Noah Thomas combined for 189 yards and five TDs as the No. 23 Texas A&M Aggies rolled to a 52-10 win over the New Mexico Lobos in Saturday's season opener at Kyle Field.

Weigman's scoring strike tally was the most for an A&M quarterback in a season opener and marked the most by an Aggie in a regulation game since Johnny Manziel in 2013. Playing in just the first three quarters, he finished the day 18-for-23 for 236 yards.

The Aggies took control early carrying a 35-7 lead into the half, including four scoring tosses by Weigman and one rushing score compliments of Le'Veon Moss. Weigman threw his fifth touchdown as the Aggies took a commanding 42-10 lead into the final quarter. The Maroon & White added on 10 more points with a 12 yard touchdown pass from Max Johnson to Moose Muhammad II before Randy Bond nailed a 39 yard field goal.

Stewart led the receiving core with 115 yards on eight catches and two scores, while Thomas tallied 74 yards receiving on six catches and three TDs.

Graduate transfer Josh DeBerry filled the stat sheet with a career-high 10 tackles while adding a pick, a solo sack and a QB hurry. As a unit, the Aggies held the Lobos to only 91 yards on the ground on 32 carries for a 2.8-yard average.

	NEW MEXICO	TEXAS A&M
FIRST DOWNS	18	27
RUSHES-YARDS (NET)	32-91	29-134
PASSING YDS (NET)	131	277
Passes Comp-Att-Int	16-28-1	24-34-0
TOTAL OFFENSE PLAYS-YARDS	60-222	63-411
Fumbles-Lost	2-0	1-0
Penalties-Yards	10-114	9-88
Punts (Number-Avg)	6-37.5	2-46.0
Punt Returns-Yards-TDs	1--1-0	4-53-0
Kickoff Returns-Yards-TDs	6-92-0	1-27-0
Interception Returns-Yards-TDs	0-0-0	1-0-0
Fumble Returns-Yards-TDs	0-0-0	0-0-0
Possession Time	34:20	25:40
Third-Down Conversions	3 of 13	3 of 7
Fourth-Down Conversions	1 of 2	1 of 1
Red-Zone Scores-Chances	1-1	5-5
Sacks By: Number-Yards	2-24	2-13

NEW MEXICO

RUSHING	ATT	YDS	TD	LG	AVG
Croskey-Merritt	11	50	1	27	4.5
Lewis	5	19	0	9	3.8
White	3	12	0	9	4.0

PASSING	C-A-I	YDS	TD	LG	SACK
Hopkins	15-24-1	115	0	22	2
Tabscott	1-4-0	16	0	16	0

RECEIVING	REC	YDS	TD	LG
Washington	4	42	0	21
Hixon	6	42	0	22
Jones	1	16	0	16

TACKLES	SOLO-AT	TOTAL
Combs	7-4	11
Martin	8-0	8

TEXAS A&M

RUSHING	ATT	YDS	TD	LG	AVG
Daniels	7	51	0	27	7.3
Moss	6	26	1	26	4.3
Owens	7	25	0	14	4.3

PASSING	C-A-I	YDS	TD	LG	SACK
Weigman	18-23-0	236	5	35	1
Johnson	6-9-0	41	1	12	1

RECEIVING	REC	YDS	TD	LG
Stewart	8	115	2	35
Thomas	6	74	3	34
Smith	3	40	0	40

TACKLES	SOLO-AT	TOTAL
DeBerry	7-3	10
Cooper	4-4	8

SCORING SUMMARY

1ST	05:00	TAMU	Thomas 15 yd pass from Weigman (Bond kick)	7-85 3:10
2ND	14:53	TAMU	Stewart 35 yd pass from Weigman (Bond kick)	5-45 1:37
	10:32	UNM	Croskey-Merritt 27 yd run (Drzewiecki kick)	6-88 4:15
	08:03	TAMU	Thomas 34 yd pass from Weigman (Bond kick)	6-67 2:23
	05:30	TAMU	Moss 2 yd run (Bond kick)	5-38 2:02
	01:27	TAMU	Thomas 9 yd pass from Weigman (Bond kick)	5-37 2:00
3RD	06:09	UNM	Drzewiecki 27 yd field goal	12-52 7:09
	02:30	TAMU	Stewart 8 yd pass from Weigman (Bond kick)	9-70 3:39
4TH	07:35	TAMU	Muhammad III 12 yd pass from Johnson (bond kick)	6-55 3:37
	01:10	TAMU	Bond 39 yd field goal	9-40 3:32

GAME TWO

²³ Texas A&M	10	7	9	7	-	33
Miami	7	14	10	17	-	48

Sept. 9 | Hard Rock Stadium | Miami Gardens, Fla. | 2:30 p.m. | Att: 48,792

Aggies Fall on the Road at Miami, 48-33

The Texas A&M Aggies were unable to weather a Miami surge in a 48-33 loss to the Hurricanes at Hard Rock Stadium.

The Aggies led 17-7 two minutes into the second quarter, but Miami outscored the Maroon & White 41-16 the rest of the way.

A&M capitalized on great field position in the opening series with a blocked punt by Jahdae Walker before Conner Weigman punched it in from the 1-yard line for his first career rushing touchdown. Randy Bond extended the early lead to 10-0 with a 24-yard field goal.

After a Miami score, Edgerrin Cooper recovered a Miami muffed punt before Amari Danies scored with a 9-yard rush to make it 17-7. Texas A&M trailed, 21-17, heading into the break following 14 unanswered points by Miami.

Bond brought the game within one, before two second-half turnovers and a special teams miscue hindered the Aggies' comeback effort.

Weigman ended the game connecting on 31 of 53 passes for 336 yards and two touchdowns and two interceptions. Evan Stewart registered career highs with 11 catches for 142 yards, his second 100-yard game of the season and fourth of his career.

	TEXAS A&M	MIAMI
FIRST DOWNS	26	16
RUSHES-YARDS (NET)	29-97	24-77
PASSING YDS (NET)	336	374
Passes Comp-Att-Int	31-53-2	21-30-0
TOTAL OFFENSE PLAYS-YARDS	82-433	54-451
Fumbles-Lost	1-1	2-1
Penalties-Yards	7-55	10-115
Punts (Number-Avg)	3-42.7	3-32.0
Punt Returns-Yards-TDs	1-2-0	1-2-0
Kickoff Returns-Yards-TDs	4-68-0	3-110-1
Interception Returns-Yards-TDs	0-0-0	2-30-0
Fumble Returns-Yards-TDs	0-0-0	0-0-0
Possession Time	32:05	27:55
Third-Down Conversions	8 of 18	3 of 9
Fourth-Down Conversions	1 of 3	0 of 0
Red-Zone Scores-Chances	6-7	4-4
Sacks By: Number-Yards	2-12	1-1

TEXAS A&M

RUSHING	ATT	YDS	TD	LG	AVG
Daniels	18	62	1	14	3.4
Weigman	5	29	1	13	5.8
Owens	5	7	0	4	1.4

PASSING	C-A-I	YDS	TD	LG	SACK
Weigman	31-53-2	336	2	44	0

RECEIVING	REC	YDS	TD	LG
Stewart	11	142	0	44
Thomas	4	38	1	16
Owens	3	35	0	24

TACKLES	SOLO-AT	TOTAL
York	3-4	7
Cooper	3-3	6

MIAMI

RUSHING	ATT	YDS	TD	LG	AVG
Parrish Jr.	10	50	0	18	5.0
Allen	5	22	0	13	4.4
Chaney Jr.	3	11	0	5	3.7

PASSING	C-A-I	YDS	TD	LG	SACK
Van Dyke	21	30	5	64	2

RECEIVING	REC	YDS	TD	LG
Restrepo	6	126	0	48
George	5	94	3	64
Young	6	75	1	32

TACKLES	SOLO-AT	TOTAL
Williams	5-4	9
Davis	6-2	8

SCORING SUMMARY

1ST	12:30	TAMU	Weigman 1 yd run (Bond kick)	3-15 0:57
	05:25	TAMU	Bond 24 yd field goal	11-76 5:04
	02:08	MIA	Young 3 yd pass from Van Dyke (Borregales kick)	7-75 3:17
2ND	13:11	TAMU	Daniels 9 yd run (Bond kick)	2-9 0:09
	11:06	MIA	Horton 52 yd pass from Van Dyke (Borregales kick)	5-75 2:05
	00:13	MIA	George 11 yd pass from Van Dyke (Borregales kick)	6-75 0:44
3RD	09:07	TAMU	Bond 28 yd field goal	12-59 5:49
	08:55	MIA	Smith 98 yd kickoff return (Borregales kick)	
	05:39	MIA	Borregales 34 yd field goal	4-6 1:25
	02:29	TAMU	E. Crownover 19 yd pass from Weigman (2pt fail)	7-75 3:10
4TH	12:37	MIA	George 3 yd pass from Van Dyke (Bond kick)	6-75 1:26
	06:28	MIA	Borregales 50 yd field goal	7-46 4:40
	05:02	TAMU	Thomas 9 yd pass from Weigman (Bond kick)	6-75 1:26
	2:36	MIA	George 64 yd pass from Van Dyke (Borregales kick)	4-80 2:22

GAME THREE

ULM	0	3	0	0	-	3
Texas A&M	10	17	10	10	-	47

Sept. 16 | Kyle Field | Bryan-College Station, Texas | 4 p.m. | Att: 93,090

Aggies Dominate Warhawks, 47-3

Texas A&M Aggies scored on their first seven drives and outgained ULM in total offense yards for the day to the tune of 557-222. Ol' Sarge's charges owned a 399-95 advantage in passing yardage.

Conner Weigman registered his second consecutive 300-yard passing day, going 25-for-29 with 337 yards and one touchdown. He came up one yard shy of his career high. Max Johnson completed 7-of-11 passes for 62 yards and one touchdown off the bench.

Texas A&M's defense held ULM to just eight first downs in the game, including four through the first three quarters. The Aggies held the Warhawks to 1-of-12 on 3rd-down conversions with their first successful attempt coming on the final drive.

Ainias Smith led the receiving corps with seven catches for 127 yards, his first 100-yard game of the season and the fifth of his career. Jahdae Walker added five receptions for 110 yards and one TD. The duo racked up over 100 yards apiece before halftime.

Texas A&M rolled to 359 yards of total offense in the first half, spearheaded by Weigman's passing. The sophomore quarterback connected on 19-of-23 for 287 yards and one TD through the air. He also scampered for a 19-yard score midway through the second quarter as the Aggies staked claim to a 17-3 edge. The Aggies' two other first half touchdowns were a 12-yard Weigman-to-Walker aerial strike with 2:26 remaining in the first quarter and a 4-yard Amari Daniels run with :48 remaining in the first half. The Maroon & White led 27-3 at the intermission.

Rueben Owens added a touchdown on a 21-yard rush in the third quarter before Johnson tossed a 13-yard touchdown pass to Raymond Cottrell in the fourth quarter.

Randy Bond was 4-for-4 on field goals, including hitting a career-long 52-yarder with 7:11 left in the fourth quarter to cap the game's scoring.

	ULM	TEXAS A&M
FIRST DOWNS	8	28
RUSHES-YARDS (NET)	31-127	33-158
PASSING YDS (NET)	95	399
Passes Comp-Att-Int	6-17-0	32-40-0
TOTAL OFFENSE PLAYS-YARDS	48-222	73-557
Fumbles-Lost	1-0	2-0
Penalties-Yards	6-55	8-50
Punts (Number-Avg)	8-37.5	1-48.0
Punt Returns-Yards-TDs	0-0-0	4-19-0
Kickoff Returns-Yards-TDs	1-12-0	2-57-0
Interception Returns-Yards-TDs	0-0-0	0-0-0
Fumble Returns-Yards-TDs	0-0-0	0-0-0
Possession Time	25:31	34:29
Third-Down Conversions	1 of 12	9 of 14
Fourth-Down Conversions	1 of 2	0 of 0
Red-Zone Scores-Chances	1-2	3-7
Sacks By: Number-Yards	2-14	2-10

ULM		TEXAS A&M	
RUSHING	ATT YDS TD LG AVG	RUSHING	ATT YDS TD LG AVG
Wright	5 34 0 29 6.8	Owens	8 51 1 21 6.4
Galloway	5 28 0 8 5.6	Moss	8 46 0 17 5.8
Norman	6 25 0 12 4.2	Daniels	9 36 1 7 4.0
		Weigman	3 18 1 19 6.0
PASSING	C-A-I YDS TD LG SACK	PASSING	C-A-I YDS TD LG SACK
Wright	6-15-0 95 0 37 1	Weigman	25-29-0 337 1 37 1
Garcia	0-2-0 0 0 0 1	Johnson	7-11-0 62 1 16 1
RECEIVING	REC YDS TD LG	RECEIVING	REC YDS TD LG
Wiley	3 52 0 32	Smith	7 127 0 32
Howell	2 40 0 37	Walker	5 110 1 37
Tolbert	1 3 0 3		
TACKLES	SOLO-AT TOTAL	TACKLES	SOLO-AT TOTAL
Batton	8-0 8	Kerr	4-0 4
Glass	7-0 7	J.Mathews	3-1 4

SCORING SUMMARY

1ST	08:30	TAMU	Bond 30 yd field goal	11-65, 5:00
	02:26	TAMU	Walker 12 yd pass from Weigman (Bond kick)	8-90, 3:38
2ND	13:19	ULM	McCormick 24 yd field goal	9-69, 4:07
	09:37	TAMU	Weigman 19 yd run (Bond kick)	8-74, 3:32
	04:04	TAMU	Bond 23 yd field goal	9-67, 3:28
	00:48	TAMU	Daniels 4 yd run (Bond kick)	6-63, 1:12
3RD	11:00	TAMU	Bond 34 yd field goal	8-32, 3:54
	05:54	TAMU	Owens 21 yd run (Bond kick)	7-60, 3:31
4TH	11:15	TAMU	Cottrell 13 yd pass from Johnson (Moczulski kick)	7-41, 2:54
	7:11	TAMU	Bond 52 yd field goal	6-19, 2:34

GAME FOUR

Auburn	0	3	0	7	-	10
Texas A&M	6	0	14	7	-	27

Sept. 23 | Kyle Field | Bryan-College Station, Texas | 11 a.m. | Att: 102,530

Aggies Sack Auburn to Open SEC Play, 27-10

Spelling starter Conner Weigman due to injury with a precarious 6-3 lead coming out of halftime, Max Johnson completed his first five passes for 95 yards, including a pair of touchdown strikes, to lead Texas A&M in a dominant second half.

Meanwhile, the Texas A&M defense overwhelmed Auburn, holding the Tigers to 200 yards of total offense thanks in large part to a season-high seven sacks. The visitors were only able to scrounge up 56 passing yards on the day with three different quarterbacks taking snaps.

Auburn's first four drives of the second half resulted in three-and-outs and Texas A&M outgained the Tigers 146-2 in total offense in the pivotal third quarter. The Maroon & White held the Tigers to 3-of-15 on third-down conversions for the game, including just 1-of-10 through the first three quarters. After the Aggie defense held Auburn to a three-and-out on the first series of the second half, Johnson led Ol' Sarge's charges on a six-play, 46-yard drive, hitting his brother Jake Johnson for a 22-yard scoring toss, staking the Maroon & White to a 13-3 lead with 9:42 remaining in the quarter.

The Texas A&M defense stymied the Tigers again on the next drive after just three plays and the Aggies followed with another touchdown drive. This time they traveled 65 yards on six plays, capped by a precision 37-yard aerial to Evan Stewart in the end zone to stretch the margin 17 at the 6:22 mark of the third quarter.

Amari Daniels iced the game with 4:20 remaining when he weaved his way to a career-long 79-yard run, taking the ball down to the Auburn 4-yard line. Le'Veon Moss pounded his way into the end zone on the next play for the final score of the game.

Max Johnson ended the day hitting on 7-of-11 through the air for 123 yards and two touchdowns.

The Aggies mounted a 6-0 lead with a pair of first quarter field goals by Randy Bond. He closed out Texas A&M's game-opening 12-play, 41-yard drive with a 51-yarder. With 5:31 remaining in the period he hit a 32-yarder following a three-and-out by Auburn.

The backfield tandem of Moss and Daniels gobbled up career highs for rushing yardage. Moss ended the day with 97 yards on 15 carries. Daniels added 85 yards on five totes as the Aggies rolled up 209 yards in the ground game.

Linebackers Taurean York and Cooper played like mad dogs in a meat market to lead the A&M defense. York registered a career-high 11 tackles, including 2.0 TFL. Cooper logged eight tackles, including 3.0 TFL and a career-high 2.0 sacks. Walter Nolen and Chris Russell Jr. both checked in with 1.5 sacks.

	AUBURN	TEXAS A&M
FIRST DOWNS	14	16
RUSHES-YARDS (NET)	41-144	33-209
PASSING YDS (NET)	56	193
Passes Comp-Att-Int	9-23-0	15-25-0
TOTAL OFFENSE PLAYS-YARDS	64-200	58-402
Fumbles-Lost	2-0	1-1
Penalties-Yards	10-64	7-50
Punts (Number-Avg)	9-40.2	5-41.4
Punt Returns-Yards-TDs	2-14-0	3-30-0
Kickoff Returns-Yards-TDs	1-16-0	1-15-0
Interception Returns-Yards-TDs	0-0-0	0-0-0
Fumble Returns-Yards-TDs	1-67-1	0-0-0
Possession Time	32:10	27:50
Third-Down Conversions	3 of 15	5 of 12
Fourth-Down Conversions	1 of 2	0 of 0
Red-Zone Scores-Chances	0-0	2-2
Sacks By: Number-Yards	2-11	7-26

AUBURN		TEXAS A&M	
RUSHING	ATT YDS TD LG AVG	RUSHING	ATT YDS TD LG AVG
Battie	8 59 0 24 7.4	Moss	15 97 1 36 6.5
Hunger	9 53 0 15 5.9	Daniels	5 85 0 79 17.0
PASSING	C-A-I YDS TD LG SACK	PASSING	C-A-I YDS TD LG SACK
Thorne	6-12-0 44 0 13 5	Weigman	8-14-0 70 0 26 1
Geriner	2-7-0 8 0 10 1	Johnson	7-11-0 123 2 37 1
Ashford	1-4-0 4 0 4 1		
RECEIVING	REC YDS TD LG	RECEIVING	REC YDS TD LG
Hooks	3 18 0 12	Smith	5 78 0 28
Battie	2 23 0 13	Stewart	3 50 1 37
TACKLES	SOLO-AT TOTAL	TACKLES	SOLO-AT TOTAL
Asante	7-2 9	York	5-6 11
Nixon III	2-3 5	Cooper	5-3 8
Harris	1-4 5		

SCORING SUMMARY

1ST	09:23	TAMU	Bond 51 yd field goal	12-41, 5:37
	05:31	TAMU	Bond 32 yd field goal	7-43, 2:19
2ND	00:05	AUB	McPherson 53 yd field goal	8-8, 4:28
3RD	09:42	TAMU	J. Johnson 22 yd pass from M. Johnson (Bond kick)	6-46, 3:16
	06:22	TAMU	Stewart 37 yd pass from M. Johnson (Bond kick)	5-65, 2:15
4TH	12:16	AUB	Asante 67 yd fumble return (McPherson kick)	0-0, 1:30
	03:59	TAMU	Moss 4 yd run (Bond kick)	3-86, 1:04