



Thursday, Aug. 29, 2024 • 6:30 p.m. • ESPN • War Memorial Stadium (54,120) • Little Rock, Ark.

**ESPN**

Jay Alter (play-by-play)  
Rocky Boiman (analyst)

**RAZORBACK/LEARFIELD RADIO NETWORK**

Chuck Barrett (play-by-play)  
Quinn Grovey (analyst)  
Geno Bell (reporter)

**SIRIUS XM RADIO**

Channel 138 or 190  
App 960

**COACHING STAFF**

**ON THE FIELD** (Year at Arkansas)

- Sam Pittman - Head Coach (5th)
- Scott Fountain - Assistant HC/Special Teams (5th)
- Bobby Petrino - Offensive Coordinator/QBs (1st)
- Travis Williams - Defensive Coordinator (2nd)
- Marcus Woodson - Co-Defensive Coordinator (2nd)
- Deke Adams - Defensive Line (3rd)
- Ronnie Fouch - Wide Receivers (1st)
- Eric Mateos - Offensive Line (1st)
- Kolby Smith - Running Backs (1st)
- Morgan Turner - Tight Ends (2nd)
- Deron Wilson - Secondary (2nd)

**FOUR DOWNS**

**4**



Arkansas finished last season tied for the national lead in interception return touchdowns (4). It was the Hogs' most interception return touchdowns in a season since 2016 (4).

**23**



The Razorbacks own a 23-18-2 (.559) overall record in games played on Thursday, including a 7-1 all-time mark on Thursday games played at War Memorial Stadium in Little Rock.

**47**




Since 2020 (Sam Pittman's first year as head coach), the Hogs have totaled 47 interceptions in 48 games. Arkansas' 47 interceptions are tied for second-most among all SEC teams during that span.

**102**



Arkansas is 102-24-4 (.800) all-time in season openers. Head coach Sam Pittman has won his past three season openers and owns a 1-0 record in season openers played in Little Rock.



**UAPB GOLDEN LIONS** (0-0, 0-0 SWAC)  
**FCS Coaches/Stats Perform FCS:** NR/NR  
**Head Coach:** Alonzo Hampton (ULM, '96)  
**Career Record:** 2-9 (2nd season)  
**Record at UAPB:** Same

**ARKANSAS RAZORBACKS** (0-0, 0-0 SEC)  
**AP/Coaches:** NR/NR  
**Head Coach:** Sam Pittman (Pittsburg State, '86)  
**Career Record:** 23-25 (5th season)  
**Record at Arkansas:** Same

**THE RUNDOWN**

Arkansas begins the 2024 regular season with an in-state showdown against UAPB. Kickoff between the Razorbacks and Golden Lions from inside War Memorial Stadium in Little Rock, Ark., is 6:30 p.m. Thursday, Aug. 29, on ESPN.

Thursday night's season opener marks just the second meeting between in-state foes Arkansas and UAPB. The Hogs defeated the Golden Lions, 45-3, in the first meeting between the two programs on Oct. 23, 2021, in Little Rock.

The Razorbacks are 153-62-4 (.708) all-time, including 2-0 under **head coach Sam Pittman**, at War Memorial Stadium, the program's home venue in Central Arkansas since 1948.

August 29 marks the earliest start to a season in program history. Previously, the Hogs' earliest start date to a season was August 30, which occurred on four different occasions. Arkansas boasts an all-time record of 5-2 in games played in August, including a 5-1 mark in designated home games.

**QB Taylen Green** is tasked with leading the Arkansas offense after transferring from Boise State, where he made 22 starts over the past two seasons and completed 287-of-483 passes (59.4%) for 3,794 yards and 25 touchdowns. A dual-threat quarterback, Green has also rushed for 1,024 yards and 19 scores on 164 carries (6.2 ypc) in his career.

**RB Ja'Quinden Jackson** comes to Arkansas after spending the past three seasons at Utah, where he rushed for 1,358 yards and 14 touchdowns on 245 carries (5.5 ypc) over 28 games with the Utes. The Dallas, Texas, native has five career 100-yard rushing games to his name.

**WR Andrew Armstrong** solidified himself as one of the nation's top receivers last season, leading the Hogs with 56 catches for 764 yards and five touchdowns. The Biletnikoff Award watch list honoree has logged multiple catches in 23 consecutive games and owns a 28-game reception streak dating back to his 2021 campaign at Texas A&M Commerce.

**DL Landon Jackson** enters the 2024 season as both a preseason All-American and preseason All-SEC selection after proving to be one of the nation's most dominant pass rushers last year. The Texarkana, Texas, native tallied 44 total tackles, including 13.5 tackles for loss, with 6.5 sacks and one pass breakup during his breakout junior campaign.



**TAYLEN GREEN**

**PASSING**

121/212 (57.1%)  
1,752 YDS  
11 TD/9 INT



**JA'QUINDEN JACKSON**

**RUSHING**

161 ATT  
797 YDS  
4 TD



**ANDREW ARMSTRONG**

**RECEIVING**

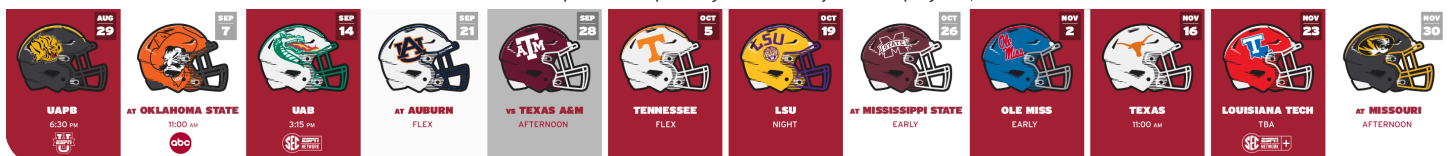
56 REC  
764 YDS  
5 TD



**LANDON JACKSON**

**TACKLES**

44 TOTAL  
13.5 TFL  
6.5 SACKS



# GAME 1: UAPB

## THE GAME: ARKANSAS vs. UAPB

### INSIDE THE SERIES

All-Time Record: Arkansas leads, 1-0  
 In Little Rock: Arkansas leads, 1-0  
 Most points scored by Arkansas: 45 (2021)  
 Most points scored by UAPB: 3 (2021)  
 Largest margin of victory by Arkansas: 42 (2021)  
 Largest margin of victory by UAPB: N/A  
 Longest win streak by Arkansas: 1 (Most recent: 2021)  
 Longest win streak by UAPB: N/A

### SERIES HISTORY

Date	UA/Opp Rank	Site	Result
Oct. 23, 2021		Little Rock, Ark.	W, 45-3

### 100-YARD RUSHING GAMES (0)

Player	Date	Rushes	Yards	TDs
		30:44	383	3
		40:08	373	1
		-0:08	40:08	0

### 300-YARD PASSING GAMES (0)

Player	Date	C-A	Yards	TDs
		10	140.12	0
		12	140.97	0
		17	6.33	0
		18	55.42	0

### 100-YARD RECEIVING GAMES (0)

Player	Date	Rec.	Yards	TDs
		140.12	140.97	0
		6.33	55.42	0
		2.42	3.92	0
		6.3	7.75	0
		208	226	0
		.919	.894	0

### TOTALS

100-Yard Rushing Games (Players): N/A  
 300-Yard Passing Games (Players): N/A  
 100-Yard Receiving Games (Players): N/A

## 2023 STATISTICAL BREAKDOWN: ARKANSAS vs. UAPB

Arkansas	Rank: SEC (FBS)	Category	UAPB	Rank: SWAC (FCS)
26.6	10 (67)	Scoring Offense	15.2	11 (113)
27.9	12 (77)	Scoring Defense	33.3	12 (107)
326.5	13 (105)	Total Offense	291.2	10 (106)
357.2	9 (46)	Total Defense	449.1	12 (115)
139.0	10 (86)	Rushing Offense	135.3	8 (73)
154.4	10 (74)	Rushing Defense	194.3	12 (107)
187.5	12 (105)	Passing Offense	155.9	11 (105)
202.8	4 (32)	Passing Defense	254.8	11 (110)
21.74	5 (36)	Kickoff Return Avg.	19.78	2 (54)
12.00	2 (17)	Punt Return Avg.	8.38	8 (50)
30:44	4 (45)	Time of Possession	31:14	3 (29)
.383	7 (71)	3rd Down Conv. Pct.	.263	11 (118)
.373	9 (52)	3rd Down Conv. Pct. Defense	.418	11 (86)
40.08	9 (38)	Net Punting	35.43	5 (71)
-0.08	8 (74)	Turnover Margin	-0.45	9 (87)
5	7 (95)	Fumbles Recovered	10	4 (17)
10	14 (102)	Fumbles Lost	11	8 (107)
12	3 (36)	Passes Intercepted	4	12 (115)
17	7 (69)	Turnovers Gained	14	10 (79)
18	11 (61)	Turnovers Lost	19	7 (79)
140.12	10 (53)	Passing Efficiency	107.89	11 (108)
140.97	10 (91)	Pass Efficiency Defense	164.52	12 (118)
6.33	9 (87)	Fewest Penalties Per Game	6.09	2 (61)
55.42	10 (80)	Fewest Yards Penalized Per Game	50.55	2 (43)
2.42	7 (39)	Sacks	1.64	10 (79)
3.92	14 (126)	Sacks Allowed	3.27	10 (113)
6.3	6 (30)	Tackles for Loss	5.2	12 (81)
7.75	14 (126)	Tackles for Loss Allowed	8.27	11 (120)
208	12 (111)	First Downs	182	8 (94)
226	6 (29)	First Downs Allowed	227	10 (76)
.919	3 (15)	Red Zone Offense	.613	12 (120)
.894	10 (111)	Red Zone Defense	.900	12 (116)

## 2023 INDIVIDUAL STATS

ARKANSAS					UAPB						
<b>Rushing</b>	Att.	Yds.	Avg.	TD	<b>Rushing</b>	Att.	Yds.	Avg.	TD		
KJ Jefferson	161	447	2.8	2	Johness Davis	70	350	5.0	1		
AJ Green	67	312	4.7	2	Johnny Williams	65	263	4.0	3		
Rashod Dubinion	82	260	3.2	1	BJ Curry	42	209	5.0	1		
Raheim Sanders	62	209	3.4	2	Michael Jamerson	59	187	3.2	1		
<b>Passing</b>	Comp.	Att.	Yds.	TD/INT	<b>Passing</b>	Comp.	Att.	Yds.	TD/INT		
KJ Jefferson	190	296	2,107	19/8	Mekhi Hagens	53	117	580	3/4		
<b>Receiving</b>	Rec.	Yds.	Avg.	TD	<b>Receiving</b>	Rec.	Yds.	Avg.	TD		
Andrew Armstrong	56	764	13.6	5	Kenji Lewis	33	429	13.0	3		
Isaac TeSlaa	34	351	10.3	2	Daemon Dawkins	24	199	8.3	0		
Luke Hasz	16	253	15.8	3	Maurice Lloyd	18	198	11.0	1		
Tyrone Broden	15	109	7.3	3	Tristan Ballard	12	136	11.3	2		
<b>Punting</b>	No.	Yds.	Avg.	Long	<b>Punting</b>	No.	Yds.	Avg.	Long		
Max Fletcher	59	2,770	46.9	71	Jeremy Baker	76	2,953	38.9	68		
<b>Punt Returns</b>	No.	Yds.	Avg.	TD	Long	<b>Punt Returns</b>	No.	Yds.	Avg.	TD	Long
Isaiah Sategna	15	180	12.0	1	88	Jewel Fletcher	5	22	4.4	0	12
<b>Kickoff Returns</b>	No.	Yds.	Avg.	TD	Long	<b>Kickoff Returns</b>	No.	Yds.	Avg.	TD	Long
Isaiah Sategna	23	500	21.7	0	36	Maurice Lloyd	15	352	23.5	0	34
<b>Scoring</b>	TD	FG	PAT	Total	<b>Scoring</b>	TD	FG	PAT	Points		
Cam Little	-	20-24	33-33	93	Mekhi Hagens	4	-	1-1	26		
Andrew Armstrong	5	-	-	32	Dean Sarris	-	2-9	20-21	26		
<b>Tackles</b>	UT-AT	TT	TFL	Other	<b>Tackles</b>	UT-AT	TT	TFL	Other		
Jaheim Thomas	38-52	90	6.5-24	3.5 SK, 2 PBU	Rico Dozier	62-66	128	6.5-15	2.0 SK, 1 FF		
Chris Paul Jr.	30-44	74	6.5-18	2.0 SK, 1 PBU	Grant Ewell Jr.	37-32	69	6.5-21	10 SK, 3 PBU		
Jayden Johnson	30-32	62	1.5-4	1 INT, 3 PBU, 1 FF	Rylan Woods	22-39	61	3.0-4	2 PBU		
Alfahiym Walcott	34-22	56	0.5-1	3 INT, 2 PBU	Khalil Arnold	26-14	40	7.5-25	4.0 SK, 2 FF		



# GAME 1: UAPB

## IN DEPTH CHART: OFFENSE

Position	Name	Height	Weight	Year	Description	Stats
WR		6-4	202	*R-Sr.	Led Arkansas in receiving yards (764), receptions (56) and receiving TDs (5) ... Transfer from D2 Texas A&M Commerce, played 2 seasons (20 games/13 starts) ... Jumped onto scene with 62 catches for 1,020 yards and 13 scores in 2022.	2024 2023 2022 TAMC 2021 TAMC Totals REC YDS TD
WR		6-3	230	Fr.	Former professional baseball player, who reached the major leagues with Miami and Los Angeles Angels during a 10-year career ... Turned 29-years-old in August ... Former 4-star recruit committed to play FB & BSB at NEB out of HS.	2024 Totals REC YDS TD
WR		5-11	185	R-So.	Jet Award Watch List ... Earned Freshman All-SEC honors from the league's coaches as a return specialist in 2023 ... Named 2021-22 Gatorade Arkansas Boys Track & Field Athlete of Year ... Pronounced suh-TANE-ya.	2024 2023 2022 Totals REC YDS TD
WR		6-4	217	*Sr.	Started all 12 games in his first season at Arkansas ... Transfer from D2 Hillsdale College in Michigan ... Named 2022 GMAC Offensive POY ... Pronounced teh-SLAW.	2024 2023 2022 Totals REC YDS TD
LT		6-5	322	R-Jr.	Transfer from San Jose State, where he started 24 straight games at left tackle for the Spartans before transferring ... Named honorable mention All-Mountain West in 2023 ... A former tight end in high school and son of a football coach.	2024 2023 SJSU 2022 SJSU Totals GP GS
LT		6-7	300	R-So.	Saw action in 6 games during his second season on campus in 2023 after playing in 2 games as a true freshman in 2022 ... Son of former Razorback Elliott Harris ... Pronounced eh-Marion.	2024 2023 2022 Totals GP GS
LG		6-5	313	Jr.	Started all 9 games he played in during 2023 season, starting at C and RT ... Played in 13 games as a true freshman ... 4-star recruit out of Christian Brothers HS in Memphis, Tenn. playing both offensive line and defensive line.	2024 2023 2022 Totals GP GS
LG		6-7	300	R-So.	Saw action in 6 games during his second season on campus in 2023 after playing in 2 games as a true freshman in 2022 ... Son of former Razorback Elliott Harris ... Pronounced eh-Marion.	2024 2023 2022 Totals GP GS
C		6-5	329	R-So.	Transfer from Tennessee, where he played in 14 total games in two seasons ... Moved to center during spring practice after transferring ... Recruited by Coach Pittman when he was the OL coach at Georgia.	2024 2023 UT 2022 UT Totals GP GS
C		6-3	306	R-Jr.	Played in 2 games in his first year as a Hog ... Transfer from Coffeyville CC, where he played in four games last year at center ... Earned first-team honors in the Kansas Jayhawk Community College Conference ... Can also play guard.	2024 2023 2022 COF Totals GP GS
RG		6-6	338	R-Sr.	Earned 2nd team All-SEC from AP after starting all 12 games in his first year at Arkansas ... Transfer from Florida, where he played in 26 games ... Originally committed to play at UGA when Coach Pittman was OL coach ... Married to Azucena.	2024 2023 FLA 2022 FLA 2021 FLA 2020 FLA Totals GP GS
RG		6-5	324	*Sr.	Played in 9 games with 4 starts during 2023 campaign ... Played 2020 season at Charlotte, playing in 6 games and starting 3 ... Originally committed to Arkansas out of high school.	2024 2023 2022 2021 2020 Totals GP GS
RT		6-5	319	R-Jr.	Transfer from Michigan State, where he played in four games before redshirting in 2023 ... Ranked the top junior college interior offensive lineman in the nation by 247Sports coming out of Coffeyville CC, where he played 2 seasons.	2024 2023 MSU 2022 COF 2021 COF Totals GP GS
RT		6-5	311	*R-Sr.	Transfer from Syracuse where he played one season after playing four at Richmond as a starting offensive lineman ... Missed majority of his season with the Orange with an injury.	2024 2023 SYR 2022 RICH 2021 RICH Totals GP GS
QB		6-6	230	R-Jr.	Transfer from Boise State, where he started 22 games and played in 26 over 2 seasons ... Led Broncos to Mountain West title with win over UNLV in 2023, starting 12 games ... 3-star prospect out of Lewisville HS.	2024 2023 BSU 2022 BSU Totals C-A-I YDS TD
QB		6-1	225	R-Fr.	Redshirted in his first season at Arkansas in 2023 ... Earned the back-up QB position at the end of spring practice ... 4-star recruit, who was ranked No. 242 in Top247 rankings out of North Cobb HS in Kennesaw, Ga.	2024 Totals C-A-I YDS TD
RB		5-10	201	Jr.	Started twice and played in 10 games during his sophomore season ... Played in all 13 games as a true freshman, earning his first career start in the Liberty Bowl, running for a career-best 112 yards.	2024 2023 2022 Totals ATT YDS TD
RB		6-2	233	R-Sr.	Transfer from Utah, where he played three seasons after transferring from Texas ... 4-star recruit and the No. 2 overall recruit in the state of Texas as a dual threat QB at Duncanville HS.	2024 2023 UU 2022 UU 2021 UU Total ATT YDS TD
TE		6-3	241	So.	Freshman season cut short by a broken collarbone during the fifth game of the season ... Named to The Athletic's Midseason Freshman All-America team ... 4-star prospect and No. 3 TE in the nation according to ESPN	2024 2023 Totals REC YDS TD
TE		6-3	245	R-Jr.	Played in 11 games during his first season at Arkansas ... Transferred from North Texas, where he played in 17 games and was 2nd Team Freshman All-American in 2022.	2024 2023 2022 NT Totals REC YDS TD
WR		6-7	200	*R-Sr.	Started 4 games and played in all 12 during his first season at Arkansas ... Transfer from BGSU, where he played in 32 games (21 starts) over 4 seasons ... Detroit native was a 3-star prospect from W. Bloomfield HS.	2024 2023 2022 2021 2020 Totals REC YDS TD
WR		5-10	162	R-So.	Transfer from Texas A&M, where he played in 4 games in 2023 ... Redshirted in his first season at Kentucky in 2022 before earning First-Team All-America honors on the track finishing 2nd in the 60m at SEC and NCAA championships.	2024 2023 TAMU 2022 UK Totals REC YDS TD



## RAZORBACK TRENDS

	2024	Streak	Pittman
Overall	0-0	L1	23-25
At Home	0-0	L1	15-11
On the Road	0-0	W1	5-12
Neutral	0-0	L1	3-2
August	0-0	W2	0-0
September	0-0	L3	9-5
October	0-0	L3	5-10
November	0-0	L1	7-8
December/January	0-0	W2	2-2
vs. SEC	0-0	L2	11-23
vs. Non-Conference	0-0	W1	12-2
vs. Ranked Opponents	0-0	L4	5-17

### Record in Games...

Decided by 7 pts or less	0-0	W1	5-14
Decided by 3 pts or less	0-0	W1	4-10
During the day	0-0	L2	16-18
At night	0-0	W1	7-7

### Record When Scoring...

Less than 21 points	0-0	L7	2-10
21+ points	0-0	W2	21-15
30+ points	0-0	W2	15-7
40+ points	0-0	W8	10-2
50+ points	0-0	W3	3-1

### Record When Allowing...

Less than 14 points	0-0	L1	8-2
Less than 21 points	0-0	W3	12-1
21+ points	0-0	L2	11-23

### Record When...

Scoring first	0-0	W2	18-11
Opponents score first	0-0	L2	5-14
Leading after the 1Q	0-0	L2	16-7
Trailing after the 1Q	0-0	L1	4-16
Tied after the 1Q	0-0	W1	3-2
Leading at halftime	0-0	W1	17-6
Trailing at halftime	0-0	L10	5-19
Tied at halftime	0-0	W1	1-0
Leading after the 3Q	0-0	W17	20-2
Trailing after the 3Q	0-0	L2	2-21
Tied after the 3Q	0-0	L2	1-2
In overtime games	0-0	W3	3-0

### Record With...

Less than 400 yards total offense	0-0	L6	7-12
400+ yards total offense	0-0	W2	16-13
500+ yards total offense	0-0	W7	8-2
600+ yards total offense	0-0	W2	3-1
Less than 100 yards rushing	0-0	L4	1-5
100+ yards rushing	0-0	L1	22-20
200+ yards rushing	0-0	W6	15-7
300+ yards rushing	0-0	W4	5-1
Less than 200 yards passing	0-0	L1	9-10
200+ yards passing	0-0	W1	14-15
300+ yards passing	0-0	W2	3-4
400+ yards passing	0-0	L2	0-0
A 300-yard passer	0-0	W2	3-4
A 100-yard rusher	0-0	W6	12-7

### Record When Allowing...

Less than 200 total yards	0-0	W6	0-0
200+ total yards	0-0	L1	23-25
300+ total yards	0-0	L1	16-22
400+ total yards	0-0	L4	10-16
Less than 100 rush yards	0-0	W1	9-2
100+ rush yards	0-0	L2	14-23
200+ rush yards	0-0	L4	3-11
Less than 200 pass yards	0-0	L4	8-8
200+ pass yards	0-0	W2	15-17
300+ pass yards	0-0	L1	7-5
400+ pass yards	0-0	W1	2-2
A 300-yard passer	0-0	L1	7-5
A 100-yard rusher	0-0	L3	4-11

### Record When Having...

No turnovers	0-0	W1	10-5
Less than 3 turnovers	0-0	W1	22-22
3 or more turnovers	0-0	L1	1-3
No takeaways	0-0	L4	3-11
Less than 3 takeaways	0-0	L1	14-24
3 or more takeaways	0-0	L1	9-1
Win turnover battle	0-0	W1	15-1
Lost turnover battle	0-0	L1	3-12
Turnovers even	0-0	L4	5-12
More than 30:00 TOP	0-0	W1	9-9
Less than 30:00 TOP	0-0	L2	14-16

## RAZORBACK NOTEBOOK

### THE HEAD HOG

- Fifth-year head coach **Sam Pittman** leads Arkansas into the 2024 season as the Razorbacks seek bowl eligibility for the fourth time in five seasons and a bowl appearance for the third time in the last four seasons.
- Pittman led the Razorbacks to at least seven wins in consecutive seasons in 2021-22, as well as bowl eligibility in three consecutive seasons from 2020-22.
- Pittman is the fourth Arkansas head coach in history to lead the Razorbacks to bowl eligibility in each of their first three seasons on the job, joining Lou Holtz (1977-79), Ken Hatfield (1984-86) and Houston Nutt (1998-2000).
- Thursday's season opener against UAPB marks Pittman's 49th game as head coach at Arkansas. Of those 49 games, 41 have come against an opponent from the SEC, a Power 5 foe and/or an opponent ranked in the AP Top 25 poll.
- Seven of the Razorbacks' 12 opponents this season appeared in the AP preseason Top 25 poll. Arkansas has beat five ranked FBS teams under Pittman. Since his first season at the helm, 32 of Arkansas' 45 FBS foes have either been ranked or received votes in the national polls.



**Sam Pittman** is the fourth Arkansas head coach in history to lead the Razorbacks to bowl eligibility in each of their first three seasons, joining Lou Holtz, Ken Hatfield and Houston Nutt.

### NEW HOGS ON THE HILL

- The 2024 Razorback roster features 55 newcomers. Arkansas' 55 newcomers are tied for most among all SEC teams.

Rank	SEC Team	Newcomers
1.	Arkansas	55
	Florida	55
3.	Mississippi State	53
4.	Kentucky	50
	Auburn	50
	South Carolina	50

- The Razorbacks' coaching staff features three new assistant coaches on the offensive side: **offensive coordinator Bobby Petrino**, **wide receivers coach Ronnie Fouch** and **offensive line coach Eric Mateos**.
- Petrino served as head coach at Arkansas from 2008-11, going 34-17 in those four seasons, including 21 wins over the final two years and trips to the Sugar Bowl and Cotton Bowl. He was the offensive coordinator at Texas A&M last season.
- Mateos returns to The Hill after working under now head coach **Sam Pittman** when he was the Razorbacks' offensive line coach from 2013-15. Mateos spent the last three seasons at Baylor as the Bears' offensive line coach.

### QB1: TAYLEN GREEN

- **QB Taylen Green**, the Boise State transfer, will lead the Arkansas offense into the 2024 campaign.
- As a redshirt sophomore, Green played in 13 games with 12 starts for Boise State in 2023, completing 121-of-212 passes (57.1%) for 1,752 yards and 11 touchdowns on the year.
- Green had two multi-passing touchdown games, doing so at Utah State (Nov. 18, 2023) and at UNLV (Dec. 2, 2023) in the Mountain West Conference Football Championship Game.
- A dual-threat quarterback, the Lewisville, Texas, native also rushed for 436 yards and nine scores on 78 carries (5.6 ypc).
- Green recorded two multi-rushing touchdown games, rushing for a pair of scores against San Jose State (Oct. 7, 2023) as well as at UNLV (Dec. 2, 2023) in the Mountain West Conference Football Championship Game.
- As a redshirt freshman in 2022, Green was named the Mountain West Conference Freshman of the Year and named a Freshman All-American by College Football News after playing in 13 games with 10 starts and completing 166-of-271 (61.3%) passes for 2,042 passing yards and 14 touchdowns.
- Green also rushed for 10 touchdowns, finishing as one of only nine FBS quarterbacks and the only freshman with at least 10 passing and 10 rushing touchdowns in 2022.



**Taylen Green**, a Boise State transfer, was the Mountain West Conference Freshman Player of the Year in 2022.

RAZORBACK NOTEBOOK

**RUNNIN' RAZORBACKS**

- **RB Ja'Quinden Jackson**, a transfer from Utah, is poised to be a difference-maker on the Arkansas offense this season.
- Last season, Jackson played in 12 games with 11 starts for Utah, logging a team-high 161 carries for 797 yards (5.0 ypc) and a team-leading four touchdowns to go along with nine catches for 53 yards. He led the Utes in 100-yard rushing games (3).
- The Dallas, Texas, native put up a career-best 129 yards on 19 carries at Baylor (Sept. 9, 2023) and recorded a career-high 26 carries while notching his second 100-yard game of the season with 117 yards at No. 18 USC (Oct. 21, 2023).
- Jackson logged his third 100-yard game of the season vs. Arizona State (Nov. 4, 2023), rushing for 111 yards and a touchdown on 13 carries. He scored a season-high two rushing touchdowns against #5 Washington (Nov. 11, 2023).
- **RB Rashod Dubinion** is the Hogs' top returning running back. The Ellenwood, Ga., native played in 10 games with a pair of starts, rushing for 260 yards on 82 carries (3.2 ypc) with one touchdown to go with 14 catches for 85 yards and a touchdown.
- Dubinion's best game on the ground last year came at LSU (Sept. 23, 2023), rushing a season-high 15 times for a season-best 78 yards. His lone 100-yard rushing effort came during his true freshman campaign in 2022, running for 112 yards and two touchdowns on 20 carries in the Razorbacks' AutoZone Liberty Bowl victory over Kansas (Dec. 28, 2022).
- A pair of newcomers in transfer **RB Rodney Hill** and true freshman **RB Braylen Russell** round out the Razorbacks' running backs room. Hill comes to Arkansas from Florida State, where he ran for 190 yards and one touchdown on 50 carries while playing in 12 games. He also added five catches for 83 yards and a pair of kickoff returns for 42 yards
- Russell, a Benton, Ark., native, was a four-star prospect coming out of high school. Rated the No. 16 running back nationally and the No. 3 overall prospect in Arkansas by ESPN, he ran the ball 167 times for 1,359 yards (8.0 ypc) and 20 touchdowns to go along with 18 receptions for 351 receiving yards and five scores during his stellar senior season in 2023.



**Ja'Quinden Jackson**, a Utah transfer, rushed for 797 yards and four touchdowns on 161 carries (5.0 ypc) last season.

**YOU THROW IT, THEY CATCH IT**

- Entering the 2024 campaign, the Razorback offense returns 93.8% of the team's receiving yards (2,111), 89.4% of the team's receptions (185) and all but one of the team's receiving touchdowns (21 - 95.5%) from last season.
- The Hogs' top eight pass catchers from last season all return for 2024 led by **WR Andrew Armstrong**, who paced the Razorback receiving corps in receptions (56), receiving yards (764) and touchdowns (5). Joining Armstrong among last season's top eight are **WR Isaac TeSlaa** (34 receptions for 351 yards and two touchdowns), **TE Luke Hasz** (16 receptions for 253 yards and three), **WR Tyrone Broden** (15 receptions for 109 yards and three touchdowns), **WR Jaedon Wilson** (15 receptions for 199 yards and two touchdowns), **WR Isaiah Sategna** (15 receptions for 129 yards and two touchdowns), **RB Rashod Dubinion** (14 receptions for 85 yards and one touchdown) and **TE Ty Washington** (11 receptions for 170 yards and two touchdowns).
- Armstrong has burst onto the scene since transferring from Texas A&M Commerce prior to the 2023 season. Now entering his second year as a Razorback, Armstrong led Arkansas in receptions (56), receiving yards (764), receiving yards per game (63.7) and receiving touchdowns (5) in his debut season as a Hog. A native of Dallas, Texas, Armstrong started all 12 games in 2023 and caught at least two passes in every game, including a career-best nine for 98 yards against BYU (Sept. 16, 2023). He also logged 103 yards on three catches in the Razorbacks' first ever win at Florida (Nov. 4, 2023) and hauled in a pair of touchdowns in the victory against Kent State (Sept. 9, 2023) early in the season.
- As a senior in 2023, TeSlaa started all 12 games in his first season at Arkansas, catching 34 passes for 351 yards and two touchdowns. A transfer from Hillsdale College, TeSlaa led the team with eight contested catches according to Pro Football Focus and finished second on the squad in receptions and yards. He caught at least one pass in all 12 games of the 2023 season.
- Hasz was having a breakout season before his stellar freshman campaign was cut short in the fifth game of the season with a broken collarbone vs. Texas A&M (Sept. 30, 2023). Named to The Athletic's Midseason Freshman All-America Team, Hasz caught 16 passes for 253 yards and three touchdowns over five games. He broke out at LSU (Sept. 23, 2023) with a season-best six catches for 116 yards and two touchdowns to earn John Mackey Tight End of the Week honors before suffering his season-ending injury against Texas A&M.
- Broden, meanwhile, played in all 12 games with four starts in his first year at Arkansas after transferring from Bowling Green. Broden caught 15 passes for 109 yards and three touchdowns while also serving as a key member on the Razorback special teams. Most notably, Broden snagged the game-winning touchdown in Arkansas' first-ever win at Florida (Nov. 4, 2023).
- The trio of Armstrong, TeSlaa and Broden (listed below in order of career receptions) has combined for 374 receptions, 5,856 receiving yards and 57 touchdowns in 115 career games.

Rank	Player	Receptions	Receiving Yards	Receiving Touchdowns
1.	WR Isaac TeSlaa	152	2,467	21
2.	WR Andrew Armstrong	133	2,081	20
3.	WR Tyrone Broden	89	1,308	15

- Two Razorback receivers - Armstrong and TeSlaa - boast impressive streaks of consecutive games with at least one reception. Armstrong owns a 28-game reception streak dating back to Oct. 16, 2021, while at Texas A&M-Commerce, while TeSlaa has caught at least one pass in 25 consecutive games dating back to Nov. 13, 2021, while at Hillsdale College.

Player	School	Consecutive Games w/ Reception
RB Jo'Quavious Marks	Southern Cal	45
WR LaJohntay Wester	Colorado	37
WR Kyle Williams	Washington State	37
TE Brant Kuithe	Utah	32
WR Jaylin Noel	Iowa State	32
WR Brennan Presley	Oklahoma State	30
<b>WR Andrew Armstrong</b>	<b>Arkansas</b>	<b>28</b>
WR JP Richardson	TCU	27
WR Derwin Burgess Jr.	Georgia Southern	27
WR Elijah Badger	Florida	26
TE Corey Dyches	Cal	26
WR Barion Brown	Kentucky	26
WR Raylen Sharpe	Fresno State	26
WR Jordan Moore	Duke	26
WR Kaedin Robinson	App State	25
<b>WR Isaac TeSlaa</b>	<b>Arkansas</b>	<b>25</b>
WR Elijah Sarratt	Indiana	25
WR Donavon Greene	Wake Forest	25



**Andrew Armstrong** has caught at least one pass in 28 consecutive games dating back to his 2021 campaign at Texas A&M-Commerce.

RAZORBACKS IN THE NFL

#PRHOGS



As of Aug. 21, 2024

Name	Pos.	NFL Team
Hjalte Froholdt	OL	Arizona Cardinals
Feleipe Franks	TE	Carolina Panthers
Drew Sanders	LB	Denver Broncos
Jake Bates	K	Detroit Lions
Frank Ragnow	OL	Detroit Lions
Dan Skipper	OL	Detroit Lions
McTelvin Agim	DL	Houston Texans
Montaric Brown	DB	Jacksonville Jaguars
Jeremiah Ledbetter	DL	Jacksonville Jaguars
Cam Little	K	Jacksonville Jaguars
Jonathan Marshall	DL	Jacksonville Jaguars
Kamren Curl	DB	Los Angeles Rams
Beaux Limmer	OL	Los Angeles Rams
Dalton Wagner	OL	Las Vegas Raiders
Dwight McGlothern	DB	Minnesota Vikings
Hunter Henry	TE	New England Patriots
Matt Landers	WR	New England Patriots
Armon Watts	DL	New England Patriots
Deatrich Wise Jr.	DL	New England Patriots
Trajan Jeffcoat	DL	New Orleans Saints
Brady Latham	OL	New York Jets
Brandon Allen	QB	San Francisco 49ers
Dre Greenlaw	LB	San Francisco 49ers
Antonio Grier Jr.	LB	Tampa Bay Buccaneers
Treyton Burks	WR	Tennessee Titans
John Ridgeway	DL	Washington Commanders
Ricky Stromberg	OL	Washington Commanders

\* Reserve/Injured // ^ Practice Squad



THE HOG POD

Check out the Hog Pod for great stories and insight about Razorback football, including episodes with AD Hunter Yurachek, head coach Sam Pittman, defensive coordinator Travis Williams, co-defensive coordinator Marcus Woodson, QB Taylen Green, WR Isaac TeSlaa and more. Find The Hog Pod anywhere you get your podcasts, or visit [ArkansasRazorbacks.com/TheHogPod](https://ArkansasRazorbacks.com/TheHogPod).

RAZORBACK NOTEBOOK

LUKE HASZ HANDS

- TE Luke Hasz emerged as a important piece of Arkansas' offense before a season-ending injury against Texas A&M (Sept. 30, 2023) derailed his promising freshman campaign.
- Named to The Athletic's Midseason Freshman All-America Team, Hasz, a native of Bixby, Okla., caught 16 passes for 253 yards and three touchdowns over his first five games before suffering a broken collarbone against Texas A&M.
- Through the Razorbacks' first five games of last season, Hasz ranked second on the team in receptions (16), receiving yards (253), receiving yards per game (50.6) and receiving touchdowns (3). At the time of his injury, Hasz also ranked second on the Razorbacks in yards per catch (15.8).
- At the time of his injury, Hasz ranked first among all freshmen tight ends in receiving yards and ranked seventh among all FBS tight ends in receiving yards. He ranked second among all SEC tight ends in receiving yards behind only Georgia TE Brock Bowers (413 yards) and ranked second among all SEC freshmen in receiving yards behind only Vanderbilt WR London Humphreys (299 yards).
- Hasz recorded his first career touchdown on a 19-yard reception against BYU (Sept. 16, 2023), finishing the game with four catches for 78 yards.
- Hasz broke out at LSU (Sept. 23, 2023), catching a team-leading six passes for a team-high 116 yards and two touchdowns to earn John Mackey Tight End of the Week honors and become the first Arkansas freshman with multiple receiving touchdowns in a game since TE Hunter Henry at LSU in 2013. Hasz was also the first Razorback freshman to log 100 or more receiving yards with two or more touchdowns in a game since RB Jonathan Williams did so against Kentucky in 2012.



Luke Hasz was the first Arkansas freshman since 2012 to log 100-plus receiving yards with multiple touchdowns in a game.

ON THE OFFENSIVE LINE

- The Razorbacks' offensive line has undergone a changing of the guard this offseason with the addition of three transfer linemen to a room with three returning Hogs that started at least four games last season.
- Led by first-year offensive line coach Eric Mateos, transfers OL Keyshawn Blackstock (Michigan State), OL Fernando Carmona (San Jose State) and OL Addison Nichols (Tennessee) join an offensive line unit that returns OL Joshua Braun (12 starts in 2023), OL Patrick Kutas (nine starts in 2023) and OL Ty'Kieast Crawford (four starts in 2023).
- Braun earned All-SEC honors from the Associated Press after starting all 12 games in his first year at Arkansas. The Florida transfer started the season opener at left guard and the remaining 11 games at right guard. Braun's career-high 790 offensive snaps ranked second on the team according to Pro Football Focus, grading out at 70.7 according to PFF with a team-high 79.3 grade in pass blocking. He allowed only two sacks over 394 snaps with just three penalties all season.
- Kutas started all nine games he played in, making eight starts at right tackle and one start at center, before an injury ended his sophomore season. Kutas, who totaled 552 offensive snaps and another 81 snaps on special teams according to Pro Football Focus, allowed five sacks over 301 pass plays.
- Crawford played in nine games, starting the season opener at right guard and the final three games at right tackle. He allowed two sacks over 146 pass plays according to Pro Football Focus, committing only one penalty all season.
- Blackstock started the first four games of last season at Michigan State before entering the transfer portal. Prior to Michigan State, Blackstock attended Coffeyville Community College in Coffeyville, Kan., where he was ranked the top junior college interior offensive lineman in the nation by 247Sports, Rivals, ESPN and On3. He was rated one of the best overall junior college prospects in the nation by Rivals (No. 3), 247Sports (No. 7), ESPN (No. 16) and On3 (No. 33).
- Carmona started 24 straight games for San Jose State before transferring to Arkansas. As a redshirt sophomore in 2023, he finished the season with an overall grade of 81.5 per Pro Football Focus and earned Honorable Mention All-Mountain West Conference praise after starting all 12 regular-season games on the offensive line and guiding San Jose State to a co-regular season Mountain West Championship.
- Nichols, a former four-star recruit, appeared in 12 games as a reserve offensive lineman during his redshirt freshman season at Tennessee in 2023.



Joshua Braun, an All-SEC honoree in 2023, allowed only two sacks over 394 snaps with just three penalties last year.



RAZORBACK NOTEBOOK

KNOW THE NAME: LONDON JACKSON

- **DL Landon Jackson** enters the 2024 campaign as one of the nation's most dominant pass rushers after leading the Razorbacks in tackles for loss (13.5) and sacks (6.5) last season.
- Named a preseason All-American by the Walter Camp Football Foundation and a preseason All-SEC selection by numerous outlets, Jackson tallied 44 total tackles, including 13.5 tackles for loss, with 6.5 sacks and one pass breakup during his breakout junior campaign for the Razorbacks. A native of Texarkana, Texas, Jackson became the first Arkansas defensive lineman since DL Jake Bequette in 2011 to earn first-team All-SEC recognition after leading the Razorbacks.
- Jackson had a breakout performance at Alabama (Oct. 14, 2023) last year, logging a career-high in tackles (11), tackles for loss (3.5) and sacks (3.5) to claim SEC Defensive Lineman of the Week and Bednarik Award Player of the Week honors.
- Jackson's 3.5 sacks were the most by an SEC player in a game last season and fifth-most in a single game nationally.
- In addition to his preseason All-America and All-SEC nods, the Razorback edge rusher has garnered a plethora of preseason honors ahead of the 2024 season, including three national award watch list selections: Bronko Nagurski Trophy Watch List, Chuck Bednarik Award Watch List and Lombardi Award Watch List.

ON THE DEFENSIVE LINE

- In addition to **DL Landon Jackson**, the Razorback defensive line features a veteran group of returners in **DL Cameron Ball**, **DL Nico Davillier**, **DL Eric Gregory** and **DL Keivie Rose**, as well as an experienced transfer in **DL Anton Juncaj**.
- Ball played in 11 games with six starts, including each of the final four games of the season, as a redshirt sophomore in 2023. The Atlanta, Ga., native had a career-best 32 tackles to go with 1.5 tackles for loss, a half sack and a forced fumble.
- Davillier saw action in all 12 games as a sophomore in 2023, earning time on the defensive line and special teams. The Maumelle, Ark., product recorded career-highs with 11 tackles with 3.5 tackles for loss and one sack.
- Gregory started all 12 games as a redshirt senior in 2023 and enters his sixth and final season as a Razorback with 32 career starts to his name. The Memphis, Tenn., native recorded 16 tackles with 2.5 tackles for loss and a sack last year.
- Rose saw action in all 12 games with a pair of starts in his first season as a Razorback after transferring from Louisiana Tech. The Henderson, Texas, product logged 15 tackles with 3.5 tackles for loss and 2.5 sacks in 2023.
- Juncaj, meanwhile, is new to Arkansas' defensive line unit. The transfer from FCS powerhouse Albany played in all 15 games for a team that won the Coastal Athletic Association title and made it to the FCS semifinals. Juncaj earned first-team All-America honors from the Associated Press after leading all of FCS with 15 sacks and finishing third with 21.5 tackles for loss as part of his season-total 55 tackles (34 solo) to go with 12 quarterback hurries, five forced fumbles and three pass breakups. The Port Jervis, N.Y., native had at least one sack in 10 of 15 games and had multiple sacks in three games last season.
- Juncaj enters the 2024 season, his first at Arkansas, with numerous preseason accolades from College Football Network, including National Preseason Newcomer of the Year, National Preseason Transfer of the Year, Preseason SEC Defensive Newcomer of the Year, Preseason SEC Defensive Transfer of the Year and Honorable Mention Preseason All-SEC.



**Landon Jackson**, one of the nation's top pass rushers, led the Razorbacks in tackles for loss (13.5) and sacks (6.5) last season.

FRESH FACES IN THE LINEBACKER ROOM

- The Razorbacks' linebacker room, led by **defensive coordinator Travis Williams**, is full of fresh faces with only three experienced upperclassmen in transfers **LB Stephen Dix Jr.**, **LB Xavian Sorey Jr.** and **LB Larry Worth III**.
- Dix Jr., a transfer from Marshall, played in all 13 games in his lone season with The Herd in 2023, making 67 tackles to finish third on the team. The Orlando, Fla., native, who began his collegiate career at Florida State (2020-22), also logged seven tackles for loss, two sacks and one fumble recovery. Dix Jr. spent his first three collegiate seasons at FSU, where he earned Freshman All-America honors from Rivals in 2020 after playing in all nine games, including starting the final five games, and recording 45 tackles, including 3.5 for loss and one quarterback hurry. Dix Jr. played in all 12 games as a sophomore in 2021, making 14 tackles with one pass breakup, before taking a redshirt as a junior in 2022 due to an injury.
- Sorey Jr. spent three seasons at Georgia (2021-23) before transferring to Arkansas. A redshirt sophomore in 2023, the Campbellton, Fla., product played in 11 games with two starts and finished the year with 19 total tackles (15 solo) and 1.5 tackles for loss, including 1.0 sack. Sorey Jr., who also recorded one pass breakup and five quarterback pressures on the year, started at linebacker and racked up five solo tackles in the SEC Championship game against Alabama (Dec. 2, 2023).
- Worth III arrives at Arkansas after beginning his career at Jacksonville State (2022-23), where he finished fifth on the team in total tackles with 63 and second on the team with four sacks after playing in all 13 games, including four starts at nickelback, as a sophomore in 2023. The Jacksonville, Fla., native recorded multiple tackles in 12 of 13 games last year. As a true freshman in 2022, Worth III saw action in nine games and made 20 tackles with a pair of tackles for loss on the year.
- Returnees **LB Alex Sanford** and **LB Brad Spence** each played in 11 games as true freshmen last season. Sanford logged 135 snaps on special teams according to Pro Football Focus, seeing action on kickoff, kickoff return, punt and punt return teams. Spence, meanwhile, played in 11 games with one start as a true freshman, making 16 tackles with 1.5 tackles for loss, one fumble recovery and one interception on the year. The Houston, Texas, native picked off a pass in his collegiate debut against Western Carolina (Sept. 2, 2023), returning it 85 yards for a touchdown – the first of a nation-leading four pick sixes for the team on the season. Spence earned his first career start against Kent State (Sept. 9, 2023). Fellow returnee and redshirt freshman **LB Carson Dean** played in the Razorbacks' season-opening win against Western Carolina (Sept. 2, 2023).
- True freshman **LB Bradley Shaw** and **LB Wyatt Simmons** join the mix after completing heralded high school careers. Shaw, a four-star prospect according to 247Sports, Rivals and On3, was the No. 101 overall prospect in Top247 rankings and the No. 187 overall prospect in ESPN 300 rankings. Shaw, rated the No. 8 linebacker in the country and No. 9 overall prospect in Alabama by 247Sports, was selected to play in the 2024 All-American Bowl.
- Simmons, meanwhile, is the son of Paul Simmons, the head coach of defending NCAA Division II national champions Harding in Searcy, Ark. A consensus three-star prospect according to 247Sports, Rivals, ESPN and On3, Simmons was the No. 13 inside linebacker nationally and No. 5 overall prospect in Arkansas by ESPN.



**Brad Spence** was responsible for one of the Razorbacks' nation-leading four interception return touchdowns last season.

## ACTIVE CAREER LEADERS

### TACKLES

Rank	Player, Position, Class	Tackles
1.	Hudson Clark, DB, *R-Sr.	187
2.	^Anthony Switzer, DB, *R-Sr.	175
3.	^Stephen Dix Jr., LB, R-Sr.	125
4.	Jayden Johnson, DB, Sr.	121
5.	Eric Gregory, DL, *R-Sr.	93

### TACKLES FOR LOSS

Rank	Player, Position, Class	TFL
1.	^Anton Juncaj, DL, *Sr.	28.5
2.	Landon Jackson, DL, Sr.	17.0
3.	Eric Gregory, DL, *R-Sr.	13.5
	Keivie Rose, DL, *R-Sr.	13.5
5.	^Anthony Switzer, DB, *R-Sr.	12.0

### SACKS

Rank	Player, Position, Class	Sacks
1.	^Anton Juncaj, DL, *Sr.	19.5
2.	Landon Jackson, DL, Sr.	9.5
3.	Eric Gregory, DL, *R-Sr.	6.5
4.	Keivie Rose, DL, *R-Sr.	6.0
5.	^Anthony Switzer, DB, *R-Sr.	3.0
	^Doneiko Slaughter, DB, *Sr.	3.0

### INTERCEPTIONS

Rank	Player, Position, Class	INT
1.	Hudson Clark, DB, *R-Sr.	5
2.	^Marquise Robinson, DB, Sr.	3
3.	^Anthony Switzer, DB, *R-Sr.	2
4.	Jaylon Braxton, DB, So.	1
	Eric Gregory, DL, *R-Sr.	1
	Jayden Johnson, DB, Sr.	1
	^Miguel Mitchell, DB, Jr.	1
	^Doneiko Slaughter, DB, *Sr.	1
	^Xavian Sorey Jr., LB, R-Jr.	1
	Brad Spence, LB, So.	1
	Kee'yon Stewart, DB, *R-Sr.	1


### RUSHING

Rank	Player, Position, Class	Yards
1.	^Ja'Quinden Jackson, RB, R-Sr.	1,358
2.	^Taylen Green, QB, R-Jr.	1,024
3.	Rashod Dubinion, RB, Jr.	553
4.	Rodney Hill, RB, R-So.	334

### RECEPTIONS

Rank	Player, Position, Class	Receptions/Yards
1.	Isaac TeSlaa, WR, *Sr.	152/2,467
2.	Andrew Armstrong, WR, *R-Sr.	133/2,081
3.	Tyrone Broden, WR, *R-Sr.	89/1,308
4.	Rashod Dubinion, RB, Jr.	26/193
5.	Jaedon Wilson, WR, R-Jr.	18/248
6.	Isaiah Sategna, WR, R-So.	17/141
7.	Luke Hasz, TE, So.	16/253
8.	^Andreas Paaske, TE, Sr.	14/245
9.	Ty Washington, TE, R-So.	12/187
10.	Bryce Stephens, WR, R-Jr.	12/114

^ new transfer for 2024 season



### THE RAZORBACK DAILY

The Razorback Daily is the official daily podcast of the Arkansas Razorbacks. Hosted by Quinn Grovey and Matt Zimmerman, it's the one-stop shop for everything fans need to know about the Hogs: the biggest stories, exclusive interviews and opinions on the most important news of the day. Find The Razorback Daily anywhere you get your podcasts, or visit [linktr.ee/razorbackdaily](http://linktr.ee/razorbackdaily).

## RAZORBACK NOTEBOOK

### NO-FLY ZONE

• Since the start of 2020 campaign (head coach Sam Pittman's first year on the job), the Razorback defense has totaled 47 interceptions in 48 games, tied for second-most among SEC teams during that span.

• Arkansas tallied 13 interceptions in 10 games in 2020, 13 interceptions in 13 games in 2021 and nine interceptions in 13 games in 2022. Arkansas logged 12 interceptions in 2023, which was tied for third-most in the SEC.

• The Razorback defense also returned a nation-leading four interceptions for touchdowns during the 2023 campaign, which matched their most interceptions returned for touchdowns since 2016 (4).

• Under the guidance of co-defensive coordinator Marcus Woodson and secondary coach Deron Wilson, the Arkansas secondary went from last (No. 131) in the FBS allowing 294.7 yards per game in 2022 to No. 32 nationally allowing 202.8 yards per game in 2023. The pass defense not only improved last season but also contributed on the scoreboard turning four of the team's 12 interceptions into touchdowns.

• **DB Hudson Clark**, a former walk-on and Academic All-American in 2023, has developed into one of the Hogs' most dependable defensive backs. For his career, Clark has recorded five interceptions, the most among all active Razorback defenders, and boasts a team-best 187 career tackles to go with his secondary-leading 31 career starts.

• **DB Jaylon Braxton** earned Freshman All-SEC honors from the league's coaches after playing in nine games with six starts in 2023 before an injury cut his season short. The Frisco, Texas, native led the team with eight pass break-ups while recording 20 tackles, one forced fumble, one fumble recovery and one interception.

• **DB Jayden Johnson**, back for his senior season with 22 career starts under his belt, is the team's top returning tackler from last season. The Cedartown, Ga., native racked up a career-high 62 total tackles with 1.5 tackles for loss as a junior.

• **DB Kee'yon Stewart** (two starts in 2023) and **DB Jaheim Singletary** (four starts in 2023) also earned starts in their initial Hogs campaign last year. Stewart played in 10 games with a pair of starts and record 10 tackles in his first season as a Razorback after transferring from TCU, while Singletary, who transferred from Georgia, played in 10 games with four starts during his first season at Arkansas and recorded 17 tackles with a half tackle for loss and four pass break-ups.

• Freshman **DB Selman Bridges** and transfers **DB Marquise "Cuddie" Robinson** (South Alabama), **DB Doneiko Slaughter** (Tennessee), and **DB Anthony Switzer** (Utah State) are also expected to contribute immediately to the defensive backfield.

• Bridges, a Temple, Texas, native, was a four-star prospect by 247Sports, Rivals and ESPN. He was the No. 68 overall prospect in ESPN 300 rankings and the No. 5 cornerback in the country and No. 7 overall prospect in Texas according to ESPN.

• Robinson produced the best season of his collegiate career last year at South Alabama, totaling 36 tackles, 2.5 tackles for loss, three interceptions, three pass breakups and a fumble recovery while playing in all 13 games for the Jaguars.

• Slaughter spent four years at Tennessee (2020-23), most recently totaling 32 tackles (26 solo), including one sack, in 10 games as a senior during the 2023 campaign, while Switzer earned honorable mention All-Mountain West honors after playing in 12 games with 11 starts and finishing third on Utah State with 85 tackles, three sacks, eight tackles for loss, four pass break-ups, one interception and one fumble recovery.

### SATEGNA ON SPECIAL TEAMS

• **WR Isaiah Sategna** is a dynamic weapon on special teams. • The Fayetteville, Ark., product earned Freshman All-SEC honors from the league's coaches and third-team All-SEC honors from Phil Steele as a return specialist in 2023.

• Sategna played in all 12 games, totaling 23 kick returns for 500 yards and 15 punt returns for 180 yards and one touchdown. He led the team with 837 all-purpose yards.

• Sategna's 23 kick returns in 2023 were tied for sixth-most in a single season by a Razorback in school history.

• His 500 kick return yards cracked the school's single-season top 10 at 10th.

• Sategna's 680 total return yards were sixth-most in a single season by a Razorback in program history



**Hudson Clark** has recorded five career interceptions, the most among all active Razorback defenders.



**Isaiah Sategna** earned Freshman All-SEC recognition from the league's coaches as a return specialist last season.

RAZORBACK NOTEBOOK

WINNING STARTS UNDER PITTMAN

- **Head coach Sam Pittman** has guided the Razorbacks to a 2-0 or better start in three consecutive seasons (2021-23).
- Before Pittman, Arkansas had not started 2-0 or better in three straight seasons since 1998-2000 under Houston Nutt.

2021: 4-0 start

- Week 1: W, 38-17 against Rice
- Week 2: W, 40-21 against #15 Texas
- Week 3: W, 45-10 against Georgia Southern
- Week 4: W, 20-10 vs. #7 Texas A&M (Arlington, Texas)

2022: 3-0 start

- Week 1: W, 31-24 against #23 Cincinnati
- Week 2: W, 44-30 against South Carolina
- Week 3: W, 38-27 against Missouri State

2023: 2-0 start

- Week 1: W, 56-13 against Western Carolina
- Week 2: W, 28-6 against Kent State



**Sam Pittman has led the Hogs to a 2-0 or better start in three consecutive seasons – a feat not done at Arkansas since 1998-2000.**

HOG TRACKER

- Since the start of the 2020 campaign, the Arkansas defense has totaled 47 interceptions in 48 games – tied for second-most among all SEC teams in that span.
- Under **head coach Sam Pittman**, Arkansas has gained 400-plus total yards of offense in 29 of 48 games and rushed for 200-plus yards in 22 of 48 games.
- Under **head coach Sam Pittman**, the Hogs are 16-13 when gaining 400-plus yards of total offense in a game and are 15-7 when rushing for 200-plus yards in a game.
- Under **head coach Sam Pittman**, Arkansas is 9-2 when limiting its opponent to less than 100 yards of rushing and 9-1 when forcing three or more turnovers.
- Under **head coach Sam Pittman**, Arkansas is 20-2 and has won 17 consecutive games when leading after three quarters of play. Arkansas is also 15-1 when winning the turnover battle in the Pittman era.
- In 2023, Arkansas was one of 18 schools that did not allow a rushing play from scrimmage of 50+ yards. The Razorback defense also ranked No. 11 nationally in fewest passing play allowed of 50+ yards with two.
- Arkansas' four interception returns for a touchdown were tied for the national lead last season. Under **head coach Sam Pittman**, the Hogs have ranked in the top-five in interception return touchdowns twice, tying for first in 2023 (4) and tying for second in 2020 (3).
- The Razorback roster features two pairs of siblings: **TE Luke Hasz & DB Dylan Hasz + DB TJ Metcalf & DB Tevis Metcalf**. It is the first time since 2021 that Arkansas has multiple pairs of siblings on its roster. Arkansas is one of 20 FBS programs that has multiple sets of brothers on its roster and one of three SEC programs (also Mississippi State and South Carolina).
- Entering the 2024 campaign, seven of the Arkansas' 12 regular-season opponents – #4 Texas, #6 Ole Miss, #11 Missouri, #13 LSU, #15 Tennessee, #17 Oklahoma State, #20 Texas A&M – appear in The Associated Press preseason Top 25 Poll, the most since 2020.

FROM MLB TO SEC

- **WR Monte Harrison** took a rather unconventional path to his collegiate football career. The 29-year-old freshman walked on to the Arkansas football program this summer after spending the past decade playing professional baseball, including three MLB seasons with the Miami Marlins (2020-21) and Los Angeles Angels (2022).
- Harrison originally committed to Nebraska in 2014 before he signing with the Milwaukee Brewers after he was drafted in the second round of the 2014 MLB Draft. As of Aug. 24, 2024, Harrison is the seventh-oldest player in the FBS this season.

Oldest Players in FBS	School	Hometown	Birth Date	Age on 8/24/24
P Luke Larsen	East Carolina	Keilor Park, Australia	7/18/1992	32
K Jordan Noyes	Colorado State	Dartford, England	8/3/1992	32
P Hugh Robertson	Illinois	Melbourne, Australia	1/16/1993	31
K Eric Goins	Notre Dame	Herndon, Va.	12/25/1993	30
P Mark Crawford	Minnesota	Perth, Western Australia	12/28/1993	30
LB Colby Brewer *	New Mexico	Lynchburg, Va.	5/30/1995	29
<b>WR Monte Harrison *</b>	<b>Arkansas</b>	<b>Lee's Summit, Mo.</b>	<b>8/10/1995</b>	<b>29</b>
LB Alex Raich *	Kansas	Chur, Switzerland	11/17/1996	27
P Mark Vassett	Colorado	Melbourne, Australia	12/4/1996	27
P Adam Jacklin	UTEP	Melbourne, Australia	8/2/1997	27
DL David Marshall *	Baylor	Waxahachie, Texas	11/11/1997	26
TE Cam McCormack *	Miami	Bend, Ore.	4/2/1998	26
LB Keenan Pili *	Tennessee	Las Vegas, Nev.	5/29/1998	26
P Wilson Berry	Kentucky	Maribyrnong, Australia	6/8/1998	26
DL Sylvian Yondjouen *	Georgia Tech	Ruisbroek, Belgium	6/21/1998	26
DB Syrus Dumas *	UTSA	Birmingham, Ala.	10/16/1998	25
LB Fa'Najae Gotay *	Auburn	Fort Meyers, Fla.	11/12/1998	25

\*non-kicker

EMBRACE THE HOG

- **Embrace the Hog** was adopted by the team during the offseason with five pillars:

- 1) Tough
- 2) Together
- 3) Consistent
- 4) Accountable
- 5) Pride

- The team ends each practice by repeating the five pillars. Those five words serve as the program's foundation for this season. Hear Coach Pittman explain the meaning behind Embrace the Hog by following the QR code.



HOGS+

HOGS+

Hogs+ is the official content network and membership community of the Arkansas Razorbacks, bringing fans closer than ever to the teams they love. Members get access to exclusive behind-the-scenes content, interviews, features, documentaries, archived games and more premium video as well as columns from longtime Arkansas beat writer Clay Henry. Visit [HogsPlus.com](https://HogsPlus.com).

## SEC STANDINGS

Team	OVR	SEC	Home	Road	Strk
Alabama	0-0	0-0	0-0	0-0	-
<b>Arkansas</b>	<b>0-0</b>	<b>0-0</b>	<b>0-0</b>	<b>0-0</b>	-
Auburn	0-0	0-0	0-0	0-0	-
Florida	0-0	0-0	0-0	0-0	-
Georgia	0-0	0-0	0-0	0-0	-
Kentucky	0-0	0-0	0-0	0-0	-
LSU	0-0	0-0	0-0	0-0	-
Mississippi State	0-0	0-0	0-0	0-0	-
Missouri	0-0	0-0	0-0	0-0	-
Oklahoma	0-0	0-0	0-0	0-0	-
Ole Miss	0-0	0-0	0-0	0-0	-
South Carolina	0-0	0-0	0-0	0-0	-
Tennessee	0-0	0-0	0-0	0-0	-
Texas A&M	0-0	0-0	0-0	0-0	-
Texas	0-0	0-0	0-0	0-0	-
Vanderbilt	0-0	0-0	0-0	0-0	-

## SEC SCHEDULE

### WEEK 1

Thursday, Aug. 29

Arkansas-Pine Bluff vs. Arkansas | 6:30 p.m. | ESPN

Murray State vs. Missouri | 7 p.m. | SEC Network

Friday, Aug. 30

Temple vs. Oklahoma | 6 p.m. | ESPN

Saturday, Aug. 31

Clemson vs. Georgia | 11 a.m. | ABC

Virginia Tech vs. Vanderbilt | 11 a.m. | ESPN

Chattanooga vs. Tennessee | 11:45 a.m. | SEC Network

Miami vs. Florida | 2:30 p.m. | ABC

Colorado State vs. Texas | 2:30 p.m. | ESPN

Old Dominion vs. South Carolina | 3:15 p.m. | SEC Network

Eastern Kentucky vs. Mississippi State | 5 p.m. | ESPN+

Western Kentucky vs. Alabama | 6 p.m. | ESPN

Furman vs. Ole Miss | 6 p.m. | ESPN+/SEC Network+

Notre Dame vs. Texas A&M | 6:30 p.m. | ABC

Alabama A&M vs. Auburn | 6:30 p.m. | ESPN+/SEC Network+

Southern Miss vs. Kentucky | 6:45 p.m. | SEC Network

Sunday, Sept. 1

LSU vs. USC | 6:30 p.m. | ABC

All times Central

## HOGS IN THE POLLS

	AP	Coaches	CFP
Preseason	NR	NR	-
Sept. 3			
Sept. 8			
Sept. 15			
Sept. 22			
Sept. 29			
Oct. 6			
Oct. 13			
Oct. 20			
Oct. 27			
Nov. 3			
Nov. 10			
Nov. 17			
Nov. 24			
Dec. 1			
Final			

## RAZORBACK NOTEBOOK

### ANDREW ARMSTRONG • R-SR. • WR

Biletnikoff Award Watch List  
Reese's Senior Bowl Watch List  
Fourth-Team Preseason All-SEC (Phil Steele)  
Honorable Mention Preseason All-SEC (CFN)

### CAMERON BALL • R-JR. • DL

Reese's Senior Bowl Watch List

### JOSHUA BRAUN • R-SR. • OL

Reese's Senior Bowl Watch List  
Third-Team Preseason All-SEC (Phil Steele)

### JAYLON BRAXTON • FR. • DB

Second-Team Preseason All-SEC (CFN)

### FERNANDO CARMONA • R-JR. • OL

Reese's Senior Bowl Watch List  
Honorable Mention Preseason All-SEC (CFN)

### TY'KIEAST CRAWFORD • \*SR. • OL

Reese's Senior Bowl Watch List

### TAYLEN GREEN • R-JR. • QB

Earl Campbell Tyler Rose Award Watch List  
Reese's Senior Bowl Watch List

### ERIC GREGORY • \*R-SR. • OL

Reese's Senior Bowl Watch List

### LUKE HASZ • FR. • TE

Comeback Player of the Year Award Watch List  
John Mackey Award Watch List

### JA'QUINDEN JACKSON • R-SR. • RB

Reese's Senior Bowl Watch List  
Honorable Mention Preseason All-SEC (CFN)

### LONDON JACKSON • JR. • DL

Bronko Nagurski Trophy Watch List  
Chuck Bednarik Award Watch List  
Lombardi Award Watch List  
Reese's Senior Bowl Watch List  
Second-Team Preseason All-American (Walter Camp)  
First-Team Preseason All-SEC (Coaches)  
Second-Team Preseason All-SEC (Media, Phil Steele)  
Third-Team Preseason All-SEC (CFN)

### ANTON JUNCAJ • \*SR. • DL

National Preseason Newcomer of the Year (CFN)  
National Preseason Transfer of the Year (CFN)  
Preseason SEC Defensive Newcomer of the Year (CFN)  
Preseason SEC Defensive Transfer of the Year (CFN)  
Honorable Mention Preseason All-SEC (CFN)

### KYLE RAMSEY • R-SR. • K

Reese's Senior Bowl Watch List

### ISAIAH SATEGNA • JR. • WR

Second-Team Preseason All-SEC (CFN, Phil Steele)

### ELI STEIN • SO. • LS

Patrick Mannelly Award Watch List

### DONEIKO SLAUGHTER • \*SR. • DB


Reese's Senior Bowl Watch List

### XAVIAN SOREY JR. • R-JR. • LB

Reese's Senior Bowl Watch List


### ISAAC TESLAA • SR. • WR

Reese's Senior Bowl Watch List



### EXTRA! EXTRA! READ ALL ABOUT IT!

- Media and fans are encouraged to follow [@RazorbackComms](https://twitter.com/RazorbackComms), the official Twitter account of Razorback Communications. The account is operated by members of the school's communications staff.
- In-game stats, notes and other information will be shared in addition to a traditional postgame notes package, which is disseminated via email and archived at [ArkansasRazorbacks.com](http://ArkansasRazorbacks.com).



## MISCELLANEOUS OFFENSE STATS

### GAMES WITH A RECEPTION

Player	2020	2021	2022	2023	2024	Career
Jordan Anthony	--	--	0	1		1
Andrew Armstrong	0	7	11	12		30
Tyrone Broden	4	9	12	8		33
Khafre Brown	9	1	4	10		24
Davion Dozier	--	--	--	1		1
Rashod Dubinion	--	--	7	7		14
Var'keyes Gumms	--	0	13	3		16
Luke Hasz	--	--	--	5		5
Rodney Hill	--	--	0	4		4
Ja'Quinden Jackson	0	0	1	6		7
Isaiah Sategna	--	--	2	9		11
Bryce Stephens	--	1	6	0		7
Isaac TeSlaa	3	11	11	12		37
Ty Washington	--	--	1	4		5
Jaedon Wilson	--	--	2	7		9

### 5+ RECEPTIONS

Player	2020	2021	2022	2023	2024	Career
Andrew Armstrong	0	0	7	4		11
Khafre Brown	0	0	0	1		1
Rashod Dubinion	--	--	0	1		1
Luke Hasz	--	--	--	1		1
Isaac TeSlaa	0	4	10	0		14
Ty Washington	--	--	0	1		1

### 20+ YARD RECEPTION

Player	2020	2021	2022	2023	2024	Career
Andrew Armstrong	--	4	8	11		23
Khafre Brown	5	1	1	6		13
Rashod Dubinion	--	--	1	1		2
Var'keyes Gumms	--	0	4	1		5
Luke Hasz	--	--	--	4		4
Rodney Hill	--	--	11	2		2
Isaiah Sategna	--	--	0	2		2
Bryce Stephens	--	--	1	0		1
Isaac TeSlaa	1	5	10	4		20
Ty Washington	--	--	0	3		3
Jaedon Wilson	--	--	0	2		2

### 40+ YARD RECEPTION

Player	2020	2021	2022	2023	2024	Career
Andrew Armstrong	--	4	8	3		15
Khafre Brown	2	1	0	2		5
Luke Hasz	--	--	--	1		1
Rodney Hill	--	--	0	1		1
Bryce Stephens	--	--	1	0		1
Isaac TeSlaa	1	3	8	0		12
Jaedon Wilson	--	--	0	1		1

### 100 YARDS RECEIVING

Player	2020	2021	2022	2023	2024	Career
Andrew Armstrong	0	0	6	1		7
Tyrone Broden	0	2	0	0		2
Luke Hasz	--	--	--	1		1
Isaac TeSlaa	0	2	7	0		9

### GAMES WITH MULTIPLE RECEIVING TDS

Player	2020	2021	2022	2023	2024	Career
Andrew Armstrong	0	0	4	1		5
Tyrone Broden	0	0	1	0		1
Luke Hasz	--	--	--	1		1
Isaac TeSlaa	0	1	5	0		6
Ty Washington	--	--	0	1		1

### GAMES WITH A RECEIVING TD

Player	2020	2021	2022	2023	2024	Career
Andrew Armstrong	0	2	7	4		13
Tyrone Broden	0	0	6	3		9
Khafre Brown	2	1	0	5		8
Davion Dozier	--	--	--	1		1
Rashod Dubinion	--	--	1	1		2
Var'keyes Gumms	--	0	5	0		5
Luke Hasz	--	--	--	2		2
Isaiah Sategna	--	--	--	2		2
Bryce Stephens	--	--	1	0		1
Isaac TeSlaa	0	5	7	2		14
Ty Washington	--	--	1	1		2
Jaedon Wilson	--	--	0	2		2

### 300 YARDS PASSING

Player	2020	2021	2022	2023	2024	Career
Taylen Green	--	--	1	0		1

### 10+ YARD RUNS

Player	2020	2021	2022	2023	2024	Career
Rashod Dubinion	--	--	13	6		19
Taylen Green	--	--	11	11		22
Rodney Hill	--	--	3	3		6
Ja'Quinden Jackson	--	1	8	9		18
Isaiah Sategna	--	--	--	1		1
Bryce Stephens	--	--	1	0		1

### 20+ YARD RUNS

Player	2020	2021	2022	2023	2024	Career
Rashod Dubinion	--	--	1	0		1
Taylen Green	--	--	4	3		7
Ja'Quinden Jackson	--	0	5	4		9
Isaiah Sategna	--	--	--	1		1
Bryce Stephens	--	--	1	0		1

### 100 YARDS RUSHING

Player	2020	2021	2022	2023	2024	Career
Rashod Dubinion	--	--	1	0		1
Taylen Green	--	--	3	0		3
Ja'Quinden Jackson	--	0	2	3		5

### GAMES WITH A RUSHING TD

Player	2020	2021	2022	2023	2024	Career
Rashod Dubinion	--	--	3	1		4
Taylen Green	--	--	7	7		14
Rodney Hill	--	--	1	1		2
Ja'Quinden Jackson	--	1	6	3		10

### GAMES WITH MULTIPLE RUSHING TDS

Player	2020	2021	2022	2023	2024	Career
Rashod Dubinion	--	--	2	0		2
Taylen Green	--	--	3	2		5
Ja'Quinden Jackson	--	0	2	1		3

# GAME 1: UAPB

## MISC. OFFENSE STATS

### CAREER 100-YARD RUSHING GAMES

#### Ja'Quinden Jackson • R-Sr. • RB (5)

129 - Baylor, 2023  
117 - USC, 2023  
117 - Colorado, 2022  
111 - Arizona State, 2023  
105 - USC, 2022

#### Taylen Green • R-Jr. • RB (3)

121 - North Texas, 2022  
105 - San Diego State, 2022  
102 - Oregon State, 2022

#### Rashod Dubinion • So. • RB (1)

112 - Kansas, 2022

### CAREER 100-YARD RECEIVING GAMES

#### Isaac TeSlaa • R-Sr. • WR (9)

193 - Findlay, 2021  
189 - Walsh, 2022  
177 - Missouri A&T, 2022  
166 - Indianapolis, 2021  
157 - Lake Erie, 2022  
148 - Ohio Dominican, 2022  
146 - Michigan Tech, 2022  
116 - Ashland, 2022  
107 - Findlay, 2022

#### Andrew Armstrong • R-Sr. • WR (7)

153 - Southeastern La., 2022  
134 - Lincoln (CA), 2022  
119 - North American, 2022  
113 - McNeese, 2022  
104 - Sam Houston, 2022  
103 - Florida, 2023  
102 - HCU, 2022

#### Tyrone Broden • R-Sr. • WR (2)

111 - Akron, 2021  
110 - Buffalo, 2021

#### Luke Hasz • Fr. • TE (1)

116 - LSU, 2023

### CAREER 300-YARD PASSING GAMES

#### Taylen Green • R-Jr. • QB (1)

305 - Colorado State, 2022

## MISC. DEFENSE STATS

### DOUBLE-DIGIT TACKLES

Player	2020	2021	2022	2023	2024	Career
Hudson Clark	1	0	1	0		2
Stephen Dix Jr.	0	0	--	1		1
Landon Jackson	--	0	0	1		1
Jayden Johnson	--	0	0	1		1
Anthony Switzer	0	0	--	3		3
Larry Worth	--	--	0	1		1

### TEAM LEADER IN TACKLES (Ties included)

Player	2020	2021	2022	2023	2024	Career
Hudson Clark	1	0	1	1		3
Landon Jackson	--	0	0	1		1
Jayden Johnson	--	0	0	2		2

### GAMES WITH A SACK (Half sacks included)

Player	2020	2021	2022	2023	2024	Career
Cam Ball	--	--	1	1		2
Hudson Clark	0	0	0	1		1
Nico Davillier	--	--	0	1		1
Stephen Dix Jr.	0	0	--	2		2
Eric Gregory	3	1	2	1		7
Landon Jackson	--	0	4	4		8
Jayden Johnson	--	0	2	0		2
Anton Juncaj	-(3)	--	5	10		18
Keivie Rose	1	1	2	3		7
J. Singletary	--	--	--	1		1
Doneiko Slaughter	1	1	0	1		3
Xavian Sorey Jr.	--	0	0	1		1
Anthony Switzer	0	0	--	3		3
Larry Worth	--	--	0	3		3

### MULTIPLE SACKS (1.5 sacks or more)

Player	2020	2021	2022	2023	2024	Career
Landon Jackson	--	0	0	1		1
Anton Juncaj	-(2)	--	1	3		6

## ARKANSAS 20+ YARD PLAYS

Yards	Type	Player(s)	Opponent	Yards	Type	Player(s)	Opponent
*88	PR	Isaiah Sategna	BYU	24	KR	Isaiah Sategna	FIU
*85	INT	Brad Spence	WCU	24	Pass	Ty Washington from KJ Jefferson	ALA
*65	Pass	Jaedon Wilson from KJ Jefferson	WCU	24	KR	Isaiah Sategna	TAMU
60	Run	Jacolby Criswell	AUB	23	Run	KJ Jefferson	ALA
*59	Pass	Luke Hasz from KJ Jefferson	LSU	23	Rush	AJ Green	KENT
*55	Run	AJ Green	BYU	22	Rush	KJ Jefferson	MIZ
48	Pass	Andrew Armstrong from KJ Jefferson	FLA	22	KR	Isaiah Sategna	FIU
*48	Pass	Andrew Armstrong from KJ Jefferson	TAMU	22	Run	KJ Jefferson	ALA
45	Pass	Andrew Armstrong from KJ Jefferson	FLA	21	KR	Isaac TeSlaa from Jacolby Criswell	MIZ
42	INT	Dwight McGlothern	AUB	21	KR	Isaiah Sategna	ALA
41	Rush	KJ Jefferson	MIZ	21	Pass	Andrew Armstrong from KJ Jefferson	ALA
39	PR	Isaiah Sategna	WCU	21	Pass	Andrew Armstrong from KJ Jefferson	MISS
38	Pass	Raheim Sanders from KJ Jefferson	TAMU	21	Pass	Andrew Armstrong from KJ Jefferson	BYU
37	Pass	Andrew Armstrong from KJ Jefferson	LSU	21	Pass	Luke Hasz from KJ Jefferson	BYU
36	KR	Isaiah Sategna	TAMU	20	Run	KJ Jefferson	FLA
36	Pass	Isaac TeSlaa from KJ Jefferson	KENT	20	Pass	Andrew Armstrong from KJ Jefferson	MISS
35	Pass	Isaiah Sategna from KJ Jefferson	AUB	20	Pass	Raheim Sanders from KJ Jefferson	MISS
34	Pass	Ty Washington from KJ Jefferson	MISS				
33	FR	Jaylon Braxton	FLA			* touchdown scored on play	
33	Pass	Luke Hasz from KJ Jefferson	LSU				
32*	Pass	Isaiah Sategna from KJ Jefferson	FIU				
31*	Rush	Dominique Johnson	FIU				
31	Pass	Andrew Armstrong from KJ Jefferson	AUB				
31	Pass	Jaedon Wilson from KJ Jefferson	KENT				
31*	Pass	Isaac TeSlaa from KJ Jefferson	WCU				
30	Pass	Luke Hasz from KJ Jefferson	BYU				
29	Pass	Andrew Armstrong from KJ Jefferson	WCU				
28	KR	Isaiah Sategna	FIU				
28	Rush	Isaiah Sategna	FIU				
28	KR	Isaiah Sategna	WCU				
27	Pass	Andrew Armstrong from KJ Jefferson	FIU				
26	KR	Isaiah Sategna	FIU				
26	Rush	KJ Jefferson	FIU				
26	Rush	KJ Jefferson	FIU				
26	Pass	Rashod Dubinion from KJ Jefferson	LSU				
25	Rush	Isaiah Augustave	FIU				
25	Run	KJ Jefferson	FLA				
25	Pass	Ty Washington from KJ Jefferson	FLA				
25	Pass	Var'keyes Gumms from KJ Jefferson	ALA				
25	Rush	KJ Jefferson	LSU				
25	Pass	Isaac TeSlaa from KJ Jefferson	WCU				
25*	INT	Antonio Grier	KENT				

# HEAD COACH SAM PITTMAN

- **First Arkansas head coach since Houston Nutt (1998-2000) to lead the Razorbacks to 2-0 starts in three consecutive seasons (2021-23).**
- **Led Arkansas to eight regular-season wins in 2021, the team's most victories in a regular season since the 2011 campaign.**
- **First Arkansas head coach to lead the Razorbacks to a win in Gainesville.**

Sam Pittman enters his fifth season as the head coach of the Arkansas Razorbacks after restoring the pride in the program beginning in his first season in 2020. His fifth season leading the program puts him in elite company among Arkansas head coaches with only six coaches serving in the role longer over the program's 130 seasons.

After inheriting a program that had won eight total games and just one Southeastern Conference game in the previous three seasons, Pittman's Razorbacks have won 23 games in his four seasons at the helm. Pittman has navigated the Hogs through the pandemic-shortened 2020 season that featured 10 SEC games and led the program to consecutive winning seasons and back-to-back bowl victories in 2021 and 2022.

Pittman is among an elite group of Arkansas coaches, including Lou Holtz, Ken Hatfield and Houston Nutt, to have led the Razorbacks to bowl eligibility in each of their first three seasons (2020-22) at the helm. In 2020, Pittman's Razorbacks were headed to the Texas Bowl before the game was canceled due to COVID-19 issues within TCU's program.

In 2021 under Pittman, the Hogs went 9-4 and won four trophies for the first time in school history, capturing the Southwest Classic (Texas A&M), the Battle of the Golden Boot (LSU), the Battle Line Rivalry (Missouri) and the Outback Bowl (Penn State). Arkansas capped the campaign with a win over Penn State in the Outback Bowl, the program's first bowl win since a Liberty Bowl victory in 2016 as well as the program's first January bowl win since 2012.

The 2022 season ended in Memphis, Tenn., with a thrilling triple overtime 55-53 win over Kansas in the Liberty Bowl to clinch Pittman's second bowl game victory and give the Razorbacks seven wins. The Liberty Bowl victory was emblematic of the Razorbacks' entire season, which saw numerous key players miss time with injuries.

The Oklahoma native has coached at seven different Power 5 schools during his 33 years of collegiate coaching, including Oklahoma, Missouri, Kansas, North Carolina and Tennessee. Widely regarded as one of the nation's best offensive line coaches, Pittman has coached 34 players that have been selected in the NFL Draft during his career, including first-rounders Treyton Burks (18th in 2022), Andrew Thomas (4th in 2020), Isaiah Wilson (29th in 2020), Frank Ragnow (20th in 2018), Isaiah Wynn (23rd overall in 2018), Ja'Wuan James (19th overall in 2014) and Jonathan Cooper (7th overall in 2013). Overall, Pittman has coached seven offensive linemen that were selected in the first round of the NFL Draft.

An original member of Bret Bielema's staff at Arkansas in 2013, Pittman helped build the Razorbacks' offensive line into one of the best in the league. He quickly made an impact, helping Travis Swanson earn first-team All-America honors and finish as a Rimington Trophy finalist in 2013. His first two offensive lines at Arkansas led the SEC in sacks allowed per game, and his offensive line in 2014 paved the way for two 1,000-yard rushers in Jonathan Williams and Alex Collins. That offensive line also averaged 328.4 pounds per player as the largest offensive line in both the FBS and NFL that season.

Pittman's coaching career began in 1987 at Princeton High School. He coached at Hutchinson Community College for three seasons, including the final two as the head coach, before getting his first FBS coaching opportunity at Northern Illinois in 1994. He later returned to NIU to help the Huskies to a pair of division championships and two bowl games. Pittman got his first experience in the SEC in 2012 when he joined the coaching staff at Tennessee.

Pittman played defensive end at Pittsburg State, where he was a first-team NAIA All-American and twice earned all-conference recognition. He graduated with a bachelor's degree in 1986 and was inducted into the PSU Athletics Hall of Fame in 1998. He and his wife Jamie reside in Fayetteville. *Pittman's full bio can be found on [ArkansasRazorbacks.com](https://arkansasrazorbacks.com)*



## COACHING HISTORY

<b>2020-pres.</b>	<b>Arkansas</b> Head Coach
<b>2019</b>	<b>Georgia</b> Associate Head Coach/OL
<b>2016-18</b>	<b>Georgia</b> Offensive Line
<b>2013-15</b>	<b>Arkansas</b> Asst. HC/OL/Recruiting Coord.
<b>2012</b>	<b>Tennessee</b> Offensive Line
<b>2011</b>	<b>North Carolina</b> Associate Head Coach/OL
<b>2007-10</b>	<b>North Carolina</b> Offensive Line
<b>2004-06</b>	<b>Northern Illinois</b> Assistant Head Coach/OL
<b>2003</b>	<b>Northern Illinois</b> Offensive Line
<b>2001</b>	<b>Kansas</b> Offensive Line
<b>2000</b>	<b>Missouri</b> Offensive Line
<b>1999</b>	<b>Western Michigan</b> Assistant Coach
<b>1997-98</b>	<b>Oklahoma</b> Offensive Line
<b>1996</b>	<b>Cincinnati</b> Offensive Tackles/Tight Ends
<b>1994-95</b>	<b>Northern Illinois</b> Offensive Line
<b>1992-93</b>	<b>Hutchinson (Kan.) CC</b> Head Coach
<b>1991</b>	<b>Hutchinson (Kan.) CC</b> Offensive Line
<b>1989-90</b>	<b>Trenton (Mo.) HS</b> Head Coach
<b>1987-88</b>	<b>Princeton (Mo.) HS</b> Head Coach



# GAME 1: UAPB

## 2023 GAME-BY-GAME BREAKDOWN

GAME	FINAL SCORE	SCORE BY QUARTER					FIRST DOWNS					RUSHING			PASSING			OFFENSE		PUNTING	FUMBLES	PENALTY	THIRD	TOTAL
		1	2	3	4	OT	RU	PA	PN	TOT	ATT	YDS	TD	C-A-I	YDS	TD	ATT	YDS	NO-NET	AVG	NO-LOST	NO-YDS	DOWN	TOP
WCU	13	3	0	7	3	3	10	5	18	30	64	1	25-40-4	227	0	70	291	5-222-34.2	1-1	3-30	4/15	30:43		
Arkansas	56	21	14	7	14	8	12	1	21	36	105	3	20-25-0	274	4	61	379	5-245-49.0	2-0	7-86	6/13	29:17		
Kent State	6	3	3	0	0	4	8	2	14	36	26	0	11-17-1	174	0	53	200	5-182-36.4	0-0	5-39	4/12	27:44		
Arkansas	28	7	7	7	7	11	6	2	19	45	172	1	13-19-0	136	2	64	308	3-134-44.7	1-0	4-34	9/14	32:16		
BYU	38	14	7	10	7	4	10	3	17	31	77	2	14-26-0	204	3	57	281	7-318-45.4	2-1	7-45	4/13	24:50		
Arkansas	31	14	10	7	0	9	11	1	21	39	177	2	24-35-1	247	1	74	424	6-239-39.8	2-1	14-125	2/13	35:10		
LSU	34	0	10	14	10	9	14	3	26	29	189	0	20-29-1	320	4	58	509	2-76-38.0	0-0	5-51	6/10	25:38		
Arkansas	31	3	10	3	15	9	13	3	25	37	137	0	21-31-2	289	3	68	426	1-53-53.0	2-0	11-69	8/13	34:22		
Texas A&M	34	7	10	10	7	10	9	0	19	39	204	0	17-28-1	210	2	67	414	2-105-52.5	3-2	6-40	8/15	30:33		
Arkansas	22	3	3	10	6	4	5	1	10	39	42	0	9-17-1	132	1	56	174	6-328-54.7	2-0	0-0	5/15	29:27		
Ole Miss	27	10	7	0	10	11	7	3	21	45	196	2	16-25-0	153	1	70	349	4-187-46.8	1-0	5-44	4/14	27:28		
Arkansas	20	7	0	6	7	5	11	1	17	29	36	0	25-39-2	250	2	68	286	5-223-44.6	2-0	10-70	7/16	32:32		
Alabama	24	7	14	3	0	11	7	0	18	42	177	1	10-21-0	238	2	63	415	7-349-49.9	1-0	5-45	6/14	29:49		
Arkansas	21	6	0	7	8	5	6	2	13	36	100	0	14-24-0	150	2	60	250	7-377-53.9	0-0	2-13	4/14	30:11		
Miss. State	7	0	7	0	0	5	3	2	10	36	120	0	8-12-1	85	1	48	205	8-295-36.9	1-0	8-49	1/10	28:35		
Arkansas	3	3	0	0	0	9	3	0	12	37	103	0	19-31-1	97	0	68	200	6-287-47.8	2-1	5-60	5/17	31:25		
Florida	36	14	3	6	10	3	7	13	0	20	112	1	26-42-0	282	3	70	394	6-299-49.8	1-1	7-55	8/17	30:14		
Arkansas	39	14	3	3	10	6	11	9	3	23	47	226	1	20-31-1	255	2	78	481	3-146-48.7	3-1	6-45	8/18	29:46	
Auburn	48	21	6	21	0	23	8	1	32	55	354	2	12-21-2	163	3	76	517	2-76-38.0	0-0	2-10	7/12	38:15		
Arkansas	10	3	0	0	7	4	6	0	10	32	160	0	12-20-0	135	1	52	255	8-351-43.9	2-2	4-35	1/12	21:45		
FIU	20	13	0	7	0	4	9	1	14	23	76	1	21-36-2	265	2	59	341	7-277-39.6	0-0	5-42	3/13	26:08		
Arkansas	44	7	24	7	6	14	10	0	24	54	323	1	16-29-0	187	3	83	510	3-128-42.7	0-0	6-70	6/15	33:52		
Missouri	48	10	10	21	0	9	5	3	17	43	258	3	12-21-0	112	2	64	370	5-194-39.0	1-0	7-65	4/13	31:15		
Arkansas	14	0	0	0	14	6	5	2	13	41	127	1	14-22-0	98	1	63	225	6-259-44.0	6-5	7-58	6/15	28:45		

### AP POLL

As of Aug. 21, 2024

Rank	Team	2023 Record	Points	Previous
1	Georgia (46)	13-1	1,532	N/A
2	Ohio State (15)	11-2	1,490	N/A
3	Oregon (1)	12-2	1,403	N/A
4	Texas	12-2	1,386	N/A
5	Alabama	12-2	1,260	N/A
6	Ole Miss	11-2	1,189	N/A
7	Notre Dame	10-3	1,122	N/A
8	Penn State	10-3	1,060	N/A
9	Michigan	15-0	995	N/A
10	Florida State	13-1	971	N/A
11	Missouri	11-2	927	N/A
12	Utah	8-5	887	N/A
13	LSU	10-3	804	N/A
14	Clemson	9-4	689	N/A
15	Tennessee	9-4	629	N/A
16	Oklahoma	10-3	566	N/A
17	Oklahoma State	10-4	538	N/A
18	Kansas State	9-4	526	N/A
19	Miami (FL)	7-6	492	N/A
20	Texas A&M	7-6	292	N/A
21	Arizona	10-3	237	N/A
22	Kansas	9-4	231	N/A
23	USC	8-5	172	N/A
24	North Carolina State	9-4	171	N/A
25	Iowa	10-4	140	N/A

Others receiving votes: Louisville 111, Virginia Tech 77, Boise St. 47, SMU 33, Iowa St. 33, Liberty 32, Washington 23, West Virginia 17, Memphis 16, Nebraska 16, Wisconsin 15, UTSA 6, Tulane 5, Appalachian St. 4, Kentucky 3, Auburn 2, Colorado 1.

### USA TODAY COACHES POLL

As of Aug. 5, 2024

Rank	Team	2023 Record	Points	Previous
1	Georgia (46)	13-1	1,364	N/A
2	Ohio State (7)	11-2	1,302	N/A
3	Oregon	12-2	1,228	N/A
4	Texas (1)	12-2	1,223	N/A
5	Alabama	12-2	1,077	N/A
6	Ole Miss	11-2	1,019	N/A
7	Notre Dame	10-3	969	N/A
8	Michigan (1)	15-0	944	N/A
9	Penn State	10-3	889	N/A
10	Florida State	13-1	867	N/A
11	Missouri	11-2	808	N/A
12	LSU	10-3	742	N/A
13	Utah	8-5	665	N/A
14	Clemson	9-4	657	N/A
15	Tennessee	9-4	621	N/A
16	Oklahoma	10-3	609	N/A
17	Kansas State	9-4	416	N/A
18	Oklahoma State	10-4	359	N/A
19	Miami (FL)	7-6	292	N/A
20	Texas A&M	7-6	273	N/A
21	Arizona	10-3	230	N/A
22	North Carolina State	9-4	216	N/A
23	USC	8-5	199	N/A
24	Kansas	9-4	186	N/A
25	Iowa	10-4	148	N/A

Others receiving votes: Washington 123; Louisville 95; Virginia Tech 64; SMU 47; Memphis 44; Boise State 30; Auburn 25; West Virginia 22; Wisconsin 17; Liberty 15; Iowa State 15; Kentucky 12; Florida 11; South Carolina 10; North Carolina 6; UNLV 5; Maryland 5; UCF 4; Texas Tech 4; UTSA 3; Tulane 2; Texas State 2; Nebraska 2; Colorado 2; Appalachian State 2; Troy 1; Syracuse 1; Miami (OH) 1; James Madison 1; Air Force 1

## GAME-BY-GAME LEADERS

Opponent	Rushes	Rush Yards	Catches	Receiving Yards	Tackles	Tackles For Loss	Sacks
Western Carolina	15, Raheim Sanders	42, Raheim Sanders	5, Andrew Armstrong	83, Jaedon Wilson	8, Jaheim Thomas	1.5, Three Tied	1.0, Two Tied
Kent State	15, AJ Green	82, AJ Green	4, Andrew Armstrong	51, Isaac TeSlaa	12, Jaheim Thomas	2, Jaheim Thomas	1.5, Two Tied
BYU	13, Two Tied	86, AJ Green	9, Andrew Armstrong	98, Andrew Armstrong	9, Jaheim Thomas	3.5, Landon Jackson	1.5, Landon Jackson
at LSU	16, KJ Jefferson	78, Rashod Dubinion	6, Two Tied	116, Luke Hasz	13, Jaheim Thomas	1.0, Keivie Rose	1.0, Keivie Rose
vs. Texas A&M	18, KJ Jefferson	34, Raheim Sanders	3, Andrew Armstrong	78, Andrew Armstrong	9, Chris Paul Jr.	1.0, Four Tied	--
at Ole Miss	17, KJ Jefferson	15, Raheim Sanders	8, Andrew Armstrong	90, Ty Washington	11, Two Tied	3.0, Trajan Jeffcoat	1.0, Two Tied
at Alabama	14, Two Tied	44, AJ Green	4, Two Tied	48, Andrew Armstrong	11, Landon Jackson	3.5, Landon Jackson	3.5, Landon Jackson
Mississippi State	16, KJ Jefferson	47, Rashod Dubinion	5, Rashod Dubinion	35, Andrew Armstrong	12, Chris Paul Jr.	1.0, Four Tied	1.0, Nico Davillier
at Florida	18, Raheim Sanders	103, Raheim Sanders	4, Isaac TeSlaa	103, Andrew Armstrong	5, Six Tied	2.0, Lorando Johnson	1.0, Three Tied
Auburn	15, KJ Jefferson	64, Jacolby Criswell	3, Isaac TeSlaa	35, Isaiah Sategna	8, Three Tied	1.0, Two Tied	1.0, Trajan Jeffcoat
FIU	15, KJ Jefferson	101, Isaiah Augustave	4, Two Tied	67, Andrew Armstrong	6, Antonio Grier	1.5, Landon Jackson	1.0, Two Tied
Missouri	15, Two Tied	80, Isaiah Augustave	4, Andrew Armstrong	40, Andrew Armstrong	7, Two Tied	2, John Morgan III	--

OFFENSE

<b>WR-X</b>	<b>2</b>	<b>Andrew Armstrong</b>	<b>*R-Sr. // 6-4 // 202</b>
	82	Monte Harrison	Fr. // 6-3 // 230
	1	Jaedon Wilson	R-Jr. // 6-3 // 178
<b>WR-W</b>	<b>6</b>	<b>Isaiah Sategna</b>	<b>R-So. // 5-11 // 185</b>
	4	Isaac TeSlaa	*Sr. // 6-4 // 217
	89	Khafre Brown	*R-Sr. // 6-0 // 203
<b>LT</b>	<b>55</b>	<b>Fernando Carmona Jr.</b>	<b>R-Jr. // 6-5 // 322</b>
	76	E'Marion Harris	R-Fr. // 6-7 // 292
<b>LG</b>	<b>75</b>	<b>Patrick Kutas</b>	<b>Jr. // 6-5 // 313</b>
<b>-OR-</b>	<b>76</b>	<b>E'Marion Harris</b>	<b>R-So. // 6-7 // 300</b>
<b>C</b>	<b>63</b>	<b>Addison Nichols</b>	<b>R-So. // 6-5 // 329</b>
	56	Amaury Wiggins	R-Jr. // 6-3 // 306
<b>RG</b>	<b>72</b>	<b>Joshua Braun</b>	<b>R-Sr. // 6-6 // 338</b>
	53	Ty'Kieast Crawford	*Sr. // 6-5 // 324
<b>RT</b>	<b>54</b>	<b>Keyshawn Blackstock</b>	<b>R-Jr. // 6-5 // 319</b>
	78	Joe More	*R-Sr. // 6-5 // 311
<b>QB</b>	<b>10</b>	<b>Taylen Green</b>	<b>R-Jr. // 6-6 // 230</b>
	3	Malachi Singleton	R-Fr. // 6-1 // 225
	15	KJ Jackson	Fr. // 6-4 // 219
	16	Blake Boda	R-Fr. // 6-4 // 216
<b>RB</b>	<b>7</b>	<b>Rashod Dubinion</b>	<b>Jr. // 5-10 // 201</b>
<b>-OR-</b>	<b>22</b>	<b>Ja'Quinden Jackson</b>	<b>R-Sr. // 6-2 // 233</b>
	0	Braylen Russell	Fr. // 6-1 // 253
<b>-OR-</b>	<b>20</b>	<b>Rodney Hill</b>	<b>R-So. // 5-10 // 186</b>
	29	Tyrell Reed	So. // 5-10 // 211
<b>TE</b>	<b>9</b>	<b>Luke Hasz</b>	<b>So. // 6-3 // 241</b>
	30	Var'keyes Gumms	R-Jr. // 6-3 // 245
	8	Ty Washington	R-So. // 6-4 // 249
	81	Andreas Paaske	Sr. // 6-6 // 265
<b>WR-Z</b>	<b>5</b>	<b>Tyrone Broden</b>	<b>*R-Sr. // 6-7 // 200</b>
	11	Jordan Anthony	R-So. // 5-10 // 162
<b>-OR-</b>	<b>17</b>	<b>CJ Brown</b>	<b>Fr. // 6-1 // 193</b>
	88	Davion Dozier	R-Fr. // 6-4 // 204

DEFENSE

<b>DE</b>	<b>40</b>	<b>Landon Jackson</b>	<b>Sr. // 6-7 // 280</b>
	97	Quincy Rhodes Jr.	So. // 6-6 // 280
<b>DT</b>	<b>5</b>	<b>Cam Ball</b>	<b>R-Jr. // 6-5 // 324</b>
	93	Keivie Rose	*R-Sr. // 6-3 // 314
	98	Danny Saili	Jr. // 6-3 // 375
<b>DT</b>	<b>50</b>	<b>Eric Gregory</b>	<b>*R-Sr. // 6-4 // 320</b>
	95	Ian Geffrard	R-Fr. // 6-5 // 388
<b>DE</b>	<b>0</b>	<b>Nico Davillier</b>	<b>Jr. // 6-4 // 271</b>
<b>-OR-</b>	<b>4</b>	<b>Anton Juncaj</b>	<b>*Sr. // 6-3 // 272</b>
<b>LB</b>	<b>22</b>	<b>Brad Spence</b>	<b>So. // 6-2 // 238</b>
	14	Stephen Dix Jr.	R-Sr. // 6-1 // 234
	20	Alex Sanford	So. // 6-1 // 225
<b>LB</b>	<b>10</b>	<b>Xavian Sorey Jr.</b>	<b>R-Jr. // 6-3 // 225</b>
	25	Anthony Switzer	*R-Sr. // 6-0 // 220
<b>-OR-</b>	<b>7</b>	<b>Bradley Shaw</b>	<b>Fr. // 6-1 // 235</b>
<b>CB</b>	<b>13</b>	<b>Marquise Robinson</b>	<b>Sr. // 6-1 // 192</b>
<b>-OR-</b>	<b>15</b>	<b>Jaheim Singletary</b>	<b>R-So. // 6-2 // 187</b>
<b>-OR-</b>	<b>1</b>	<b>Kee'yon Stewart</b>	<b>*R-Sr. // 6-0 // 184</b>
<b>S</b>	<b>17</b>	<b>Hudson Clark</b>	<b>*R-Sr. // 6-2 // 191</b>
<b>-OR-</b>	<b>18</b>	<b>TJ Metcalf</b>	<b>So. // 6-1 // 200</b>
	27	Akhari Johnson	Fr. // 5-11 // 186
<b>S</b>	<b>8</b>	<b>Jayden Johnson</b>	<b>Sr. // 6-2 // 205</b>
	30	Larry Worth III	Jr. // 6-4 // 224
<b>CB</b>	<b>11</b>	<b>Jaylon Braxton</b>	<b>So. // 6-0 // 190</b>
	2	Selman Bridges	Fr. // 6-2 // 175
<b>NB</b>	<b>3</b>	<b>Doneiko Slaughter</b>	<b>*Sr. // 6-0 // 190</b>
	24	Tevis Metcalf	Fr. // 5-10 // 192

SPECIAL TEAMS

<b>K</b>	<b>36</b>	<b>Matthew Shipley</b>	<b>*Sr. // 6-1 // 198</b>	<b>H</b>	<b>37</b>	<b>Devin Bale</b>	<b>R-Jr. // 6-3 // 204</b>
<b>-OR-</b>	<b>39</b>	<b>Kyle Ramsey</b>	<b>*R-Sr. // 6-2 // 198</b>		95	Sam Dubwig	Fr. // 6-3 // 231
<b>P</b>	<b>37</b>	<b>Devin Bale</b>	<b>R-Jr. // 6-3 // 204</b>	<b>KR</b>	<b>6</b>	<b>Isaiah Sategna</b>	<b>R-So. // 5-11 // 185</b>
	95	Sam Dubwig	Fr. // 6-3 // 231		20	Rodney Hill	R-So. // 5-10 // 186
<b>KO</b>	<b>37</b>	<b>Devin Bale</b>	<b>R-Jr. // 6-3 // 204</b>	<b>PR</b>	<b>6</b>	<b>Isaiah Sategna</b>	<b>R-So. // 5-11 // 185</b>
<b>LS</b>	<b>48</b>	<b>Eli Stein</b>	<b>Jr. // 6-3 // 228</b>		11	Jaylon Braxton	So. // 6-0 // 190
<b>-OR-</b>	<b>30</b>	<b>Ashton Ngo</b>	<b>R-Jr. // 5-11 // 237</b>				

# GAME 1: UAPB

## GAME-BY-GAME OFFENSIVE STARTERS

Opponent	LT	LG	C	RG	RT	TE	TE/WR/RB	QB	RB	WR	WR
UAPB											
at Oklahoma State											
UAB											
at Auburn											
vs. Texas											
Tennessee											
LSU											
at Mississippi State											
Ole Miss											
Texas											
Louisiana Tech											
at Missouri											

## GAME-BY-GAME DEFENSIVE STARTERS

Opponent	DE	DT	DT	DE	LB	LB	CB	S	S	CB	NB	DIME
UAPB												
at Oklahoma State												
UAB												
at Auburn												
vs. Texas A&M												
Tennessee												
LSU												
at Mississippi State												
Ole Miss												
Texas												
Louisiana Tech												
at Missouri												

## CAREER STARTS

OFFENSE	2024	2023	2022	2021	2020	2019	TOT	CONS	DEFENSE	2024	2023	2022	2021	2020	2019	TOT	CONS
Isaac TeSlaa, WR, *Sr.		12	11	11	2	-	36	12	Keivie Rose, DL, *R-Sr.		2	12	12	8	0 (1)	34	-
Joe More, OL, *R-Sr.		0	11	11	4	10	36	-	Eric Gregory, DL, *R-Sr.		12	10	3	7	-	32	12
Andrew Armstrong, WR, *R-Sr.		12	10	3	-	-	25	12	Hudson Clark, DB, *R-Sr.		10	10	4	7	-	31	10
Tyrone Broden, WR, *R-Sr.		4	7	9	5	0	25	-	Anton Juncaj, DL, *Sr.		15	7	-	-	7	29	22
Fernando Carmona, OL, R-Jr.		12	12	0	-	-	24	24	Anthony Switzer, DB, *R-Sr.		12	-	7	6	2	27	10
Taylen Green, QB, R-Jr.		12	10	0	-	-	22	-	Jayden Johnson, DB, Sr.		12	7	3	-	-	22	14
Joshua Braun, OL, R-Sr.		12	0	7	0	-	19	12	Marquise Robinson, DB, Sr.		12	9	-	-	-	21	18
Khafre Brown, WR, *R-Sr.		6	4	0	2	0	12	-	Landon Jackson, DL, Sr.		12	7	0	-	-	19	13
Stephen Dix, LB, R-Sr.		7	-	0	5	0	12	-	Doneiko Slaughter, DB, *Sr.		7	7	0	1	-	15	-
Ja'Quinden Jackson, RB, R-Sr.		11	0	0	-	-	11	-	Miguel Mitchell, DB, Jr.		8	1	-	-	-	9	-
Ty'Kieast Crawford, OL, *Sr.		4	2	0	3	-	9	3	Cam Ball, DL, R-Jr.		6	1	-	-	-	7	4
Patrick Kutas, OL, Jr.		9	0	-	-	-	9	-	Jaylon Braxton, DB, So.		6	-	-	-	-	6	-
Luke Hasz, TE, So.		5	-	-	-	-	5	-	Larry Worth, LB, Jr.		5	0	-	-	-	5	1
Jaedon Wilson, WR, R-Jr.		4	0	-	-	-	4	2	Kee'yon Stewart, DB, *R-Sr.		2	0	1	1	0	4	-
Rashod Dubinion, RB, Jr.		2	1	-	-	-	3	-	Jaheim Singletary, DB, R-So.		4	0	-	-	-	4	1
Andreas Paaske, TE, Sr.		3	0	-	-	-	3	-	Xavian Sorey Jr., LB, R-Jr.		2	0	0	-	-	2	-
Ty Washington, TE, R-So.		3	-	-	-	-	3	-	Brad Spence, LB, So.		1	-	-	-	-	1	-
Isaiah Sategna, WR, R-So.		1	-	-	-	-	1	-									

# GAME 1: UAPB

## EXPERIENCE ANALYSIS

The chart to the right shows Arkansas' offensive and defensive starting lineups since 2008 with numbers representing total starts by classes and percentages of total starts for the entire season.

Season	G	SR	JR	SO	FR	UpperCI%
2024	(0-0)	(0.0%)	(0.0%)	(0.0%)	(0.0%)	(0.0%)
2023	12 (4-8)	134 (50.8%)	67 (25.4%)	34 (12.9%)	29 (11.0%)	201 (76.1%)
2022	13 (7-6)	122 (42.7%)	117 (40.9%)	38 (13.3%)	9 (3.1%)	239 (83.6%)
2021	13 (9-4)	159 (55.6%)	58 (20.3%)	66 (23.1%)	3 (0.1%)	217 (75.9%)
2020	10 (3-7)	70 (31.8%)	50 (22.7%)	45 (20.5%)	55 (25.0%)	120 (54.6%)
2019	12 (2-10)	77 (29.2%)	55 (20.8%)	73 (27.7%)	59 (22.4%)	132 (50.0%)
2018	12 (2-10)	103 (39.2%)	86 (32.7%)	44 (16.7%)	30 (11.4%)	189 (71.2%)
2017	12 (4-8)	66 (25.0%)	108 (40.1%)	65 (24.6%)	25 (9.5%)	174 (65.9%)
2016	13 (7-6)	114 (39.9%)	82 (28.7%)	70 (24.5%)	20 (6.9%)	196 (68.5%)
2015	13 (8-5)	67 (23.4%)	143 (50.0%)	58 (20.3%)	18 (6.3%)	210 (73.4%)
2014	13 (7-6)	92 (32.2%)	72 (25.2%)	89 (31.1%)	33 (11.5%)	164 (57.3%)
2013	12 (3-9)	107 (40.5%)	59 (22.3%)	57 (21.6%)	41 (15.5%)	166 (66.7%)
2012	12 (4-8)	99 (37.5%)	87 (33.0%)	31 (11.7%)	46 (17.4%)	186 (70.5%)
2011	13 (11-2)	110 (38.5%)	97 (33.9%)	65 (22.7%)	14 (4.9%)	207 (72.4%)
2010	13 (10-3)	102 (35.7%)	107 (37.4%)	44 (15.4%)	33 (11.5%)	209 (73.1%)
2009	13 (8-5)	74 (25.9%)	83 (29.0%)	115 (40.2%)	14 (4.9%)	157 (54.9%)
2008	12 (5-7)	58 (22.0%)	64 (24.2%)	65 (24.6%)	77 (29.2%)	112 (46.2%)

## 2023 GAME-BY-GAME OFFENSIVE LINE SNAPS

Player	Total	WCU	KENT	BYU	LSU	TAMU	MISS	ALA	MSU	FLA	AUB	FIU	MIZ
Beaux Limmer	809	55	65	79	71	58	69	63	69	83	53	79	65
Josh Braun	790	55	46	79	71	58	69	63	69	83	53	79	65
Brady Latham	754	-	65	79	71	58	69	63	69	83	53	79	65
Patrick Kutas	551	55	65	76	71	58	69	63	69	25	-	-	-
Devon Manuel	417	31	23	-	54	42	-	-	41	47	35	79	65
Andrew Chamblee	405	49	42	72	17	16	69	63	28	36	18	5	-
Ty'Kieast Crawford	330	55	20	0	0	0	-	-	-	58	53	79	65
E'Marion Harris	22	7	-	10	-	-	0	0	0	-	-	5	-
Amaury Wiggins	13	8	-	-	-	-	-	-	-	-	-	5	-
Josh Street	7	7	-	0	0	0	0	0	0	0	0	0	0
Brooks Edmonson	5	-	0	0	0	0	0	0	0	0	0	5	0
Aaron Smith	5	-	-	-	-	-	-	-	-	-	-	5	-

## NEED TO KNOW INFO

Opponent	Captains	Length	Coin Toss	Kick/Receive	Helmet/Jersey/Pants	Attendance	1st Poss.	Opp. 1st Poss.	Result
UAPB									
at Oklahoma St.									
UAB									
at Auburn									
vs. Texas A&M									
Tennessee									
LSU									
at Miss. State									
Ole Miss									
Texas									
Louisiana Tech									
at Missouri									

## THE LAST TIME ARKANSAS . . .

### RUSHING

Had 500+ yards rushing	vs. South Carolina, 2007 (542)
Had 400+ yards rushing	at Texas Tech, 2014 (438)
Had 400+ yards rushing in consecutive games	at Texas Tech, 2014 (438)
	vs. Nicholls, 2014 (495)
Had 300+ yards rushing	vs. FIU, 2023 (323)
Had 300+ yards rushing in consecutive games	at Texas Tech, 2014 (438)
	vs. Nicholls, 2014 (495)
Had 300+ yards rushing in three consecutive games	at Alabama, 2007 (301)
	vs. Kentucky, 2007 (338)
	vs. North Texas, 2007 (446)
Had 300+ yards rushing in four consecutive games	vs. Troy, 2007 (350)
	at Alabama, 2007 (301)
	vs. Kentucky, 2007 (338)
	vs. North Texas, 2007 (446)
Had 250+ yards rushing	vs. FIU, 2023 (323)
Had 200+ yards rushing	vs. FIU, 2023 (323)
Had 200+ yards in consecutive games	at Mississippi State (241), at BYU (277), at Auburn (286) 2022
Had 70+ rushing attempts	at Kentucky, 2003 (71)
Had 60+ rushing attempts	at Texas Tech, 2014 (68)
Had 50+ rushing attempts	vs. FIU, 2023 (54)
Had 7+ rushing TDs	at Texas Tech, 2014 (7)
Had 6+ rushing TDs	vs. UT Martin, 2015 (6)
Had 6+ rushing TDs in consecutive games	vs. Nicholls, 2014 (6)
	at Texas Tech, 2014 (7)
Had 5+ rushing TDs	vs. Kansas, 2022 (5)
Had 5+ rushing TDs in consecutive games	vs. Nicholls, 2014 (6)
	at Texas Tech, 2014 (7)
Had 4+ rushing TDs	vs. Kansas, 2022 (5)
Had 4+ rushing TDs in consecutive games	vs. Rice, 2021 (4) and vs. Texas, 2021 (4)
Had 3+ rushing TDs	vs. Western Carolina, 2023 (3)
Had 3+ rushing TDs in consecutive games	vs. Kansas 2022 (5), vs. Western Carolina, 2023 (3)
Had 3+ rushing TDs in three straight games	vs. Rice 2021 (4)
	vs. Texas, 2021 (4)
	vs. Georgia Southern, 2021 (3)
Had 2+ players with 100 yards rushing	vs. Kansas, 2022 (Jefferson - 130, Dubinion - 112)
Had 3+ players with 100 yards rushing	vs. North Texas, 2007 (McFadden - 138, Jones - 132, Barnett - 105)

### PASSING

Had 500+ yards passing	vs. Texas A&M, 2011 (510)
Had 400+ yards passing	vs. Alabama, 2016 (400)
Had 300+ yards passing	at BYU, 2022 (367)
Had 200+ yards passing	at Florida, 2023 (255)
Had 50+ pass attempts	vs. San Jose State, 2019 (50)
Had 40+ pass attempts	at BYU, 2022 (40)
Had 30+ pass attempts	at Florida, 2023 (31)
Had 30+ pass completions	vs. Mississippi State, 2015 (30)
Had 25+ pass completions	at Ole Miss, 2023 (25)
Had 20+ pass completions	at Florida, 2023 (20)
Had fewer than 10 pass completions	vs. Texas A&M, 2021 (9)
Had 7+ passing TDs	vs. Mississippi State, 2015 (7)
Had 6+ passing TDs	vs. Mississippi State, 2015 (7)
Had 5+ passing TDs	at BYU, 2022 (5)
Had 4+ passing TDs	vs. Western Carolina, 2023 (4)
Had 3+ passing TDs	vs. FIU, 2023 (3)
Had 5+ passes intercepted	vs. San Jose State, 2019 (5)
Had 4+ passes intercepted	vs. San Jose State, 2019 (5)
Had 3+ passes intercepted	vs. Georgia, 2020 (3)

### RECEIVING

Had two players with 100 yards receiving	at Ole Miss, 2015 (Morgan - 122, Reed - 105)
Had 10+ different receivers catch a pass	vs. Kansas, 2022 (10)
Had 9+ different receivers catch a pass	vs. BYU, 2023 (9)
Had 8+ different receivers catch a pass	vs. Auburn, 2023 (8)
Had multiple players catch 7+ passes in a game	vs. Mississippi State, 2015 (2) (Morgan - 7 & Henry - 7)

### COMBINATION OFFENSE

Had one 300-yard passer and one 100-yard rusher in a game	at BYU, 2022 (KJ Jefferson - 367 pass & Raheim Sanders - 175 rush)
Had one 300-yard passer and one 200-yard rusher in a game	at Mississippi State, 2016 (Allen - 303 pass & Williams III - 205 rush)
Had one 100-yard receiver and one 100-yard rusher in a game	at Florida, 2023 (Andrew Armstrong - 103 receiving & Raheim Sanders - 103 rush)
Had one 100-yard receiver and two 100-yard rushers in a game	at Auburn, 2022 (Matt Landers - 121 receiving & KJ Jefferson - 130 rush, Rashod Dubinion - 112 rush)
Had one 100-yard receiver and one 100-yard rusher in consecutive games	at Missouri, 2016 (Hatcher - 106 receiving & Williams III - 117 rush)
Had one 200-yard rusher and one 100-yard receiver in a game	vs. South Carolina, 2006 (McFadden - 219 rushing & Monk - 192 receiving)
Had one 150-yard rusher and one 150-yard receiver in a game	at Missouri, 2020 (Trelon Smith - 172 rushing & Treylon Burks - 206 receiving)
Had four different receivers catch a touchdown pass	at Mississippi State, 2015 (Sprinkle - 3, Henry - 2, Morgan - 1, Cornelius - 1)

Had two 100-yard rushers	vs. Kansas, 2022 (KJ Jefferson - 130 & Rashod Dubinion - 112)
Had two 100-yard rushers in consecutive games	at Texas Tech, 2014 (Collins - 145 & Williams - 212) vs. Nicholls, 2014 (Collins - 143 & Williams - 131)
Had a 200-yard rusher and a 100-yard rusher in a game	at Mississippi State, 2015 (Williams III - 205 & Whaley - 112)
Had two 150-yard rushers in a game	vs. South Carolina, 2007 (McFadden - 321 & Jones - 166)
Had three 100-yard rushers in a game	vs. North Texas, 2007 (McFadden - 138, Jones - 132 & Barnett - 105)
Had two 100-yard receivers in a game	at Ole Miss, 2015 (Morgan - 122 & Reed - 105)

### TOTAL OFFENSE

Had 700+ yards total offense	vs. North Texas, 2007 (713)
Had 600+ yards total offense	vs. Kansas, 2022 (681)
Had 550+ yards total offense	vs. Kansas, 2022 (681)
Had 500+ yards total offense	vs. FIU, 2023 (510)
Had 400+ yards total offense	vs. FIU, 2023 (510)
Had 500+ yards total offense in consecutive games	at Auburn, 2022 (520)
	at BYU, 2022 (644)
Had 85+ plays total offense	vs. Alabama, 2022 (85)
Had 80+ plays total offense	vs. FIU, 2022 (83)
Had 75+ plays total offense	vs. FIU, 2022 (83)

### SCORING

Scored 70+ points	vs. Nicholls, 2014 (73)
Scored 60+ points	vs. UT Martin, 2015 (63)
Scored 50+ points	vs. Western Carolina, 2023 (56)
Scored 40+ points	vs. FIU, 2023 (44)
Scored 30+ points	vs. FIU, 2023 (44)
Scored 40+ points in three consecutive games	vs. Auburn, 2015 (54)
	vs. UT Martin, 2015 (63)
	at Ole Miss, 2015 (53)
Scored 30+ points in five consecutive games	vs. Auburn, 2015 (54)
	vs. UT Martin, 2015 (63)
	at Ole Miss, 2015 (53)
	at LSU, 2015 (31)
	vs. Mississippi State, 2015 (50)
Scored 40+ points in a half	vs. UAPB, 2021 (1st half - 45)
Scored 30+ points in a half	vs. Western Carolina, 2023 (1st half - 35)
Scored 35+ points in a quarter	vs. Nicholls, 2014 (1st - 35)
Scored 28+ points in a quarter	vs. UAPB, 2021 (2nd - 28)
Scored 50+ points in consecutive games	vs. Kansas, 2022 (55)
	vs. Western Carolina, 2023 (56)
Scored 50+ points in three consecutive games	vs. Auburn, 2015 (54)
	at Ole Miss, 2015 (53)
	vs. UT Martin, 2015 (63)
Scored 50+ points in consecutive SEC games	vs. Auburn, 2015 (54)
	at Ole Miss, 2015 (53)
	at Ole Miss, 2015 (53)
Both teams combined for 100+ points	at Ole Miss, 2021 (L, 52-51)
Allowed 60+ points	at Florida, 2020 (63)
Allowed 50+ points	at Ole Miss, 2021 (52)
Allowed 40+ points	vs. Missouri, 2023 (48)
Allowed 30+ points	vs. Missouri, 2023 (48)
Was held scoreless	at Georgia, 2021 (37-0)
Was held scoreless at Donald W. Reynolds Razorback Stadium	vs. Alabama, 2012 (52-0)
Was held scoreless on the road	at Georgia, 2021 (37-0)
Was held scoreless at a neutral site	vs. Ole Miss, 1959 (28-0)
Won a game without a rushing TD	at LSU, 2021
Won a game without a passing TD	vs. Penn State, 2022
Won a game in the last 25 seconds of regulation with a TD	vs. Mississippi State, 2021
Won a game in the last 25 seconds of regulation with a field goal	at Ole Miss, 2017
Held opponent scoreless	vs. Tulsa, 2018 (23-0)
Held opponent scoreless at Donald W. Reynolds Razorback Stadium	vs. Tulsa, 2018 (23-0)
Held opponent scoreless on the road	at South Carolina, 2002 (23-0)
Held opponent without a touchdown	vs. Kent State, 2023 (28-6)
Held opponent without an offensive touchdown	vs. Kent State, 2023 (28-6)
Held two opponents scoreless in one season	vs. LSU, 2014 (17-0)
	vs. Ole Miss, 2014 (30-0)
Held three opponents scoreless in one season	vs. Tulsa, 1982 (38-0)
	vs. TCU, 1982 (35-0)
	vs. Texas A&M, 1982 (35-0)
Held an opponent scoreless in consecutive games	vs. LSU, 2014 (17-0)
	vs. Ole Miss, 2014 (30-0)
Held an SEC opponent scoreless	vs. Ole Miss, 2014 (30-0)
Held an SEC opponent scoreless in consecutive games	vs. LSU, 2014 (17-0)
	vs. Ole Miss, 2014 (30-0)
Held two SEC opponents scoreless in one season	vs. LSU, 2014 (17-0)
	vs. Ole Miss, 2014 (30-0)
Scored on the first offensive play of the game	vs. Nicholls, 2014 (Hatcher - 82-yard rush)
Scored on the first offensive series of the game	vs. FIU, 2023 (Jefferson to J. Wilson pass)
Scored a two-point conversion passing	at Alabama, 2023 (KJ Jefferson to Andrew Armstrong)
Scored a two-point conversion rushing	vs. Liberty, 2022 (Raheim Sanders)
Had three players with 2 TDs in a game	vs. Eastern Michigan, 2009 (Green - 2, Davis - 2 & Adams - 2)

THE LAST TIME ARKANSAS . . .

**DEFENSE**

Held opponent to 10 or fewer first downs: . . . vs. Mississippi State, 2023 (10)  
 Held opponent to 0 or fewer yards rushing: . . . vs. Wisconsin, 2007 (-5)  
 Held opponent to 25 or fewer yards rushing: . . . vs. New Mexico State, 2017 (11)  
 Held opponent to 50 or fewer yards rushing: . . . vs. Kent State, 2023 (26)  
 Held opponent to 50 or fewer yards passing: . . . vs. Vanderbilt, 2010 (36)  
 Held opponent to 100 or fewer yards rushing: . . . vs. FIU, 2023 (76)  
 Held opponent to 100 or fewer yards passing: . . . vs. Mississippi State, 2023 (85)  
 Held opponent to 200 or fewer yards total offense: . . . vs. Kent State, 2023 (200)  
 Held opponent to 250 or fewer yards total offense: . . . vs. Mississippi State, 2023 (205)  
 Held opponent to 300 or fewer yards total offense: . . . vs. BYU, 2023 (281)  
 Intercepted 6+ passes: . . . vs. Ole Miss, 2020 (6)  
 Intercepted 5+ passes: . . . vs. Ole Miss, 2020 (6)  
 Intercepted 4+ passes: . . . vs. Western Carolina, 2023 (4)  
 Intercepted 3+ passes: . . . vs. Western Carolina, 2023 (4)  
 Forced 7+ turnovers: . . . vs. Ole Miss (7 - 6 INTs, 1 FUM)  
 Forced 6+ turnovers: . . . vs. Ole Miss (7 - 6 INTs, 1 FUM)  
 Forced 5+ turnovers: . . . vs. Western Carolina (5 - 4 INTs, 1 FUM)  
 Forced 4+ turnovers: . . . vs. Western Carolina (5 - 4 INTs, 1 FUM)  
 Scored a safety: . . . vs. Liberty, 2022  
 Scored a touchdown: . . . vs. FIU, 2023 (Alfahiyim Walcott-INT)  
 Scored two touchdowns: . . . vs. Ole Miss, 2020 (Jalen Catalon-INT, Grant Morgan-INT)  
 Recorded 8+ sacks: . . . vs. Missouri State, 2022 (8)  
 Recorded 7+ sacks: . . . vs. Kent State, 2023 (7)  
 Recorded 6+ sacks: . . . vs. Kent State, 2023 (7)  
 Recorded 5+ sacks: . . . at Alabama, 2023 (5)  
 Recorded 4+ sacks: . . . at Alabama, 2023 (5)  
 Had 3 players with 10+ tackles . . . vs. Missouri, 2021  
 . . . Bumper Pool (13), Grant Morgan (10), Hayden Henry (10)  
 Had 3 players with 10+ tackles in consecutive games . . . vs. Tennessee, 2020  
 . . . Bumper Pool (14), Grant Morgan (12), Jalen Catalon (12)  
 . . . vs. LSU, 2020  
 . . . Grant Morgan (19), Jalen Catalon (16), Bumper Pool (11)  
 Had 3 players with 2.0+ sacks . . . vs. Missouri State, 2022  
 . . . Jordan Domineck (2.5), Drew Sanders (2.0), Zach Williams (2.0)

**SPECIAL TEAMS**

Returned a punt for a TD: . . . vs. BYU, 2023 (Sategna - 88 yards)  
 Returned two punts for TDs: . . . vs. Missouri State, 2011 (Adams - 61 yards, 69 yards)  
 Returned a blocked punt for a TD: . . . vs. Eastern Michigan, 2009 (Armbrust - 1 yard)  
 Returned a kickoff for a TD: . . . vs. Auburn, 2017 (Warren - 100)  
 Returned a game-opening kickoff for a TD: . . . vs. Northern Illinois, 2014 (Marshall - 97)  
 Returned a season-opening kickoff for a TD: . . . vs. Missouri State, 2009 (D. Johnson - 91 yards)  
 Returned a blocked FG for a TD: . . . at Mississippi State, 2004 (Brown - 76 yards)  
 Blocked one punt: . . . vs. Liberty, 2022 (Quincey McAdoo)  
 Punted 10+ times: . . . at Auburn, 2016 (10)  
 Did not punt: . . . vs. Alcorn State, 2016  
 Had a punt blocked: . . . at Missouri, 2022 (Dameon Wilson)  
 Scored on a fake punt . . . vs. Texas A&M, 2014 (Sam Irwin-Hill - 51 yard rush)  
 Blocked a field goal . . . at Auburn, 2022 (Landon Jackson)  
 Scored on a fake field goal . . . at Alabama, 2021 (Reid Bauer 32-yard pass to Blake Kern)  
 Had a field goal blocked: . . . vs. LSU, 2020 (Jay Ward)  
 Blocked a PAT kick: . . . vs. Eastern Illinois, 2018 (Bumper Pool)  
 Missed a kicking PAT: . . . at Missouri, 2020 (A.J. Reed)  
 Had a kicking PAT blocked: . . . at Missouri, 2020 (Chris Turner)  
 Recovered an onside kick . . . vs. Alabama, 2022 (Jake Bates)

**MISCELLANEOUS**

Had 35+ first downs: . . . at Ole Miss, 2021 (39)  
 Had 30+ first downs: . . . at BYU, 2022 (34)  
 Had 25+ first downs: . . . at LSU, 2023 (25)  
 Had 20+ first downs: . . . vs. FIU, 2023 (24)  
 Had 20+ passing first downs: . . . vs. Mississippi State, 2015 (21)  
 Had 20+ rushing first downs: . . . vs. South Carolina, 2022 (20)  
 Had 15+ penalties: . . . vs. Air Force, 1975 (17)  
 Had 10+ penalties: . . . at Ole Miss, 2023 (10)  
 Had no penalties: . . . vs. Texas A&M, 2023  
 Had 100+ yards in penalties: . . . vs. BYU, 2023 (125)  
 Had 35 minutes+ of possession time: . . . vs. BYU, 2023 (35:10)  
 Was involved in an overtime game: . . . at Florida, 2023 (W, 39-36 OT)  
 Defeated a ranked opponent . . . vs. No. 14 Ole Miss, 2022 (42-27)  
 Defeated a ranked opponent on the road . . . at No. 16 Mississippi State, 2020 (21-14)  
 Defeated ranked opponents in consecutive games . . . at No. 18 Ole Miss, 2015 (53-52, OT)  
 . . . at No. 9 LSU, 2015 (31-14)  
 Won game on final offensive play: . . . at Florida, 2023 (KJ Jefferson 4-yd pass to T. Broden)  
 Zero sacks allowed in a game: . . . vs. Kansas, 2022  
 Zero sacks allowed in consecutive games: . . . vs. Toledo, 2015  
 . . . vs. Texas Tech, 2015  
 Zero sacks allowed in three consecutive games: . . . vs. UTEP, 2015  
 . . . vs. Toledo, 2015  
 . . . vs. Texas Tech, 2015  
 Came back from 15+ points down to win: . . . vs. Missouri State, 2022 (down 17 - won 38-27)  
 Recorded more points than plays: . . . vs. UT Martin, 2015 (63 points, 56 plays)

## THE LAST TIME AN ARKANSAS PLAYER . . .

### RUSHING

Rushed 40+ times:	DeCori Birmingham at Kentucky, 2003 (40)
Rushed 35+ times:	Michael Smith at Kentucky, 2008 (35)
Rushed 30+ times:	Alex Collins vs. Missouri, 2015 (30)
Rushed 25+ times:	Trelon Smith at Missouri, 2020 (26)
Rushed for 300+ yards:	Darren McFadden vs. South Carolina, 2007 (321)
Rushed for 250+ yards:	Darren McFadden vs. South Carolina, 2007 (321)
Rushed for 200+ yards:	Raheim Sanders vs. Ole Miss, 2022 (232)
Rushed for 175+ yards:	Raheim Sanders vs. Ole Miss, 2022 (232)
Rushed for 150+ yards:	Raheim Sanders vs. Ole Miss, 2022 (232)
Rushed for 125+ yards:	KJ Jefferson vs. Kansas, 2022 (130)
Rushed for 100+ yards:	Isaiah Augustave vs. FIU, 2023 (101)
Rushed for 100+ yards as a true freshman in his first career game:	Chase Hayden vs. Florida A&M, 2017 (120)
Rushed for 100+ yards (quarterback):	KJ Jefferson vs. Kansas, 2022 (130)
Rushed for 150+ yards in consecutive games:	Raheim Sanders at BYU, 2022 (175) at Auburn, 2022 (171)
Rushed for 100+ yards in consecutive games:	Raheim Sanders at BYU, 2022 (175) at Auburn, 2022 (171)
Rushed for 5+ touchdowns:	Alex Collins vs. UT Martin, 2015 (5)
Rushed for 4+ touchdowns:	Rawleigh Williams III at Mississippi State, 2016 (4)
Rushed for 3+ touchdowns:	Raheim Sanders at Ole Miss, 2022 (3)
Rushed for 3+ touchdowns (quarterback):	KJ Jefferson at Ole Miss, 2021 (3)
Rushed for 2+ touchdowns:	AJ Green vs. BYU, 2023 (2)
Had three players rush for touchdowns:	KJ Jefferson (2), Rashod Dubinion (2), AJ Green (1) vs. Kansas, 2022
Had four players rush for touchdowns:	Sanders (2), Jefferson (1), Green (1), Dubinion (1) vs. S. Carolina, 2022
Had a run of 80+ yards:	Trelon Smith at Florida, 2020 (83)
Had a run of 70+ yards:	Raheim Sanders at Auburn, 2022 (76)
Had a run of 60+ yards:	Jacoby Criswell vs. Auburn, 2023 (60)
Had a run of 50+ yards:	Jacoby Criswell vs. Auburn, 2023 (60)
Had 2 TD runs of 50+ yards:	Rakeem Boyd vs. Western Kentucky, 2019 (86, 76)
Had multiple players with a run of 50+ yards:	Rawleigh Williams III (72) & Dewwah Whaley (50) at Mississippi State, 2016

### PASSING

Passed for 500+ yards:	Tyler Wilson vs. Texas A&M, 2011 (510)
Passed for 450+ yards:	Tyler Wilson vs. Texas A&M, 2011 (510)
Passed for 400+ yards:	Austin Allen vs. Alabama, 2016 (400)
Passed for 350+ yards:	KJ Jefferson at BYU, 2022 (367)
Passed for 300+ yards:	KJ Jefferson at BYU, 2022 (367)
Passed for 250+ yards:	KJ Jefferson at Florida, 2023 (255)
Passed for 200+ yards:	KJ Jefferson at Florida, 2023 (255)
Attempted 50+ passes:	Nick Starkel vs. San Jose State, 2019 (50)
Attempted 45+ passes:	Nick Starkel vs. San Jose State, 2019 (50)
Attempted 35+ passes:	KJ Jefferson at Ole Miss, 2023 (39)
Attempted 30+ passes:	KJ Jefferson at Florida, 2023 (31)
Completed 25+ passes:	KJ Jefferson at Ole Miss, 2022 (25)
Completed 20+ passes:	KJ Jefferson at Florida, 2023 (20)
Threw 7+ touchdown passes:	Brandon Allen vs. Mississippi State, 2023 (7)
Threw 6+ touchdown passes:	Brandon Allen vs. Mississippi State, 2023 (7)
Threw 5+ touchdown passes:	KJ Jefferson at BYU, 2022 (5)
Threw 4+ touchdown passes:	KJ Jefferson at BYU, 2022 (5)
Threw 3+ touchdown passes:	KJ Jefferson vs. FIU, 2023 (3)
Threw 2+ touchdown passes:	KJ Jefferson vs. FIU, 2023 (3)
Threw 2+ touchdown passes in consecutive games:	KJ Jefferson at Ole Miss, 2023 (2) at Alabama, 2023 (2)
Threw 5+ interceptions:	Nick Starkel vs. San Jose State, 2019 (5)
Threw 4+ interceptions:	Nick Starkel vs. San Jose State, 2019 (5)
Threw 3+ interceptions:	Nick Starkel at Alabama, 2019 (3)
Completed pass for 90+ yards:	KJ Jefferson vs. Georgia Southern, 2021 (91)
Completed pass for 80+ yards:	KJ Jefferson vs. Texas A&M, 2021 (85)
Completed pass for 70+ yards:	KJ Jefferson vs. Missouri State, 2022 (73)
Completed pass for 60+ yards:	KJ Jefferson vs. Western Carolina, 2023 (65)
Completed pass for 50+ yards:	KJ Jefferson vs. Western Carolina, 2023 (65)

### RECEIVING

Caught 10+ passes:	Treyton Burks at Missouri, 2020 (10)
Caught 9+ passes:	Andrew Armstrong vs. BYU, 2023 (9)
Caught 8+ passes:	Andrew Armstrong at Ole Miss, 2023 (8)
Caught 7+ passes:	Ty Washington at Ole Miss, 2023 (7)
Caught 10+ passes in consecutive games:	Cobi Hamilton vs. Tulsa, 2012 (11) vs. Ole Miss, 2012 (12)
Had 300+ yards receiving:	Cobi Hamilton vs. Rutgers, 2012 (303)
Had 200+ yards receiving:	Treyton Burks at Missouri, 2020 (206)
Had 175+ yards receiving:	Treyton Burks at Alabama, 2021 (179)
Had 150+ yards receiving:	Treyton Burks at Alabama, 2021 (179)
Had 100+ yards receiving:	Andrew Armstrong at Florida, 2023 (103)
Had 100+ yards receiving in consecutive games:	Treyton Burks at Alabama, 2021 (179) vs. Missouri, 2021 (129)
Had 100+ yards receiving (tight end):	Luke Hasz at LSU, 2023 (116)
Caught 3+ TD passes:	Matt Landers at BYU, 2022 (3)
Caught 2+ TD passes:	Ty Washington at Ole Miss, 2023 (2)
Caught 2+ TD passes (tight end):	Ty Washington at Ole Miss, 2023 (2)
2+ tight ends caught TD passes:	Hunter Henry (2) & Jeremy Sprinkle (3) vs. Mississippi State, 2015

### TOTAL OFFENSE

Had 450+ yards total offense:	Tyler Wilson vs. Texas A&M, 2011 (481)
Had 400+ yards total offense:	KJ Jefferson vs. Kansas, 2022 (417)
Had 350+ yards total offense:	KJ Jefferson vs. Kansas, 2022 (417)
Had 300+ yards total offense:	KJ Jefferson at Florida, 2023 (347)
Had 100 yards both passing and rushing:	KJ Jefferson vs. Kansas, 2022 (287 passing, 130 rushing)

### SCORING

Accounted for 6+ touchdowns:	KJ Jefferson at Ole Miss, 2021 (6)
Accounted for 5+ touchdowns:	KJ Jefferson at BYU, 2022 (5)
Accounted for 4+ touchdowns:	KJ Jefferson vs. Western Carolina, 2023 (4)
Accounted for 3+ touchdowns:	KJ Jefferson vs. FIU, 2023 (3)
Scored 4+ touchdowns:	Rawleigh Williams III at Mississippi State, 2016 (5)
Scored 3+ touchdowns:	Raheim Sanders vs. Ole Miss, 2022 (3)
Scored 2+ touchdowns:	Ty Washington at Ole Miss, 2023 (2)
Multiple players score 2+ touchdowns:	KJ Jefferson (2), Rashod Dubinion (2) vs. Kansas, 2022

### DEFENSE

Intercepted 3+ passes:	Hudson Clark vs. Ole Miss, 2020 (3)
Intercepted 2+ passes:	Alfahiym Walcott vs. FIU, 2023 (2)
Intercepted passes in consecutive games:	Dwight McGlothorn vs. Kansas, 2022 (1) vs. Western Carolina, 2023 (1)
Recovered 2+ fumbles:	Chevin Calloway vs. Eastern Illinois, 2018 (2)
Forced 2+ fumbles:	Drew Sanders vs. South Carolina, 2022 (2)
Recorded 5+ sacks:	Wayne Martin vs. Ole Miss, 1988 (5.0)
Recorded 3+ sacks:	Landon Jackson at Alabama, 2023 (3.5-24)
Recorded 2+ sacks:	Landon Jackson at Alabama, 2023 (3.5-24)
Recorded 5+ tackles for loss:	Jermaine Brooks vs. Auburn, 2001 (5-16)
Recorded 3+ tackles for loss:	Landon Jackson vs. BYU, 2023 (3.0-13)
Recorded 20+ tackles:	Bumper Pool at Mississippi State, 2020 (20)
Recorded 10+ tackles:	Chris Paul Jr. vs. Mississippi State 2023 (12)
Recorded 10+ tackles in back-to-back games:	Jaheim Thomas at Ole Miss, 2023 (11) at Alabama, 2023 (10)
Recorded 10+ tackles in three straight games:	Jaheim Thomas vs. Kent State, 2023 (12) vs. BYU, 2023 (10) at LSU, 2023 (13)
Recorded 15+ tackles in back-to-back games:	Grant Morgan (2020) at Florida (15) vs. LSU (19)
Recorded 15+ tackles two+ times in one season:	Grant Morgan (2020) at Mississippi State (15) vs. Ole Miss (19) at Florida (15)
Returned an interception for a touchdown:	Alfahiym Walcott (33) vs. FIU, 2023
Returned a fumble for a touchdown:	Jaylon Braxton (33) at Florida, 2023

### SPECIAL TEAMS

Returned a Kickoff for a TD:	De'Vion Warren vs. Auburn, 2017 (100 yards)
Returned a Punt for a TD:	Isaiah Sategna vs. BYU, 2023 (88 yards)
Scored 10+ points kicking:	Cam Little at Florida, 2023 (15)
Made 5+ field goals:	Kendall Trainor vs. Texas A&M, 1988 (5)
Made 4+ field goals:	Cam Little at Florida, 2023 (4)
Made two field goals of 50+ yards:	Cam Little vs. Texas A&M, 2023 (52, 50)
Made one field goal of 50+ yards:	Cam Little at Alabama, 2023 (55)
Kicked a punt of 70+ yards:	Max Fletcher vs. Auburn, 2023 (71)
Kicked a punt of 60+ yards:	Max Fletcher vs. Mississippi State, 2023 (62)
Punted 10+ times:	Toby Baker at Auburn, 2016 (10)
Totaled 175+ kick return yards:	DeCori Birmingham vs. Alabama, 2002 (197)
Totaled 150+ kick return yards:	Dennis Johnson at Texas, 2008 (150)
Totaled 100+ kick return yards:	Isaiah Sategna vs. FIU, 2023 (100)
Totaled 100+ punt return yards:	Bryce Stephens vs. Missouri State, 2022 (105)
Totaled 50+ punt return yards:	Isaiah Sategna vs. BYU, 2023 (95)

## THE LAST TIME AN OPPONENT ...

### RUSHING

Had 500+ yards rushing:	at Auburn, 2016 (543)
Had 400+ yards rushing:	Ole Miss, 2022 (463)
Had 300+ yards rushing:	Auburn, 2023 (354)
Had 200+ yards rushing:	Missouri, 2023 (258)
Had 70+ rushing attempts:	at Mississippi State, 2010 (70)
Had 60+ rushing attempts:	Missouri, 2017 (60)
Had 50+ rushing attempts:	Auburn, 2023 (55)
Had 7+ rushing TDs:	at Auburn, 2016 (7)
Had 6+ rushing TDs:	Alabama, 2020 (6)
Had 5+ rushing TDs:	Alabama, 2022 (5)
Had 4+ rushing TDs:	Alabama, 2022 (5)

### PASSING

Had 500+ yards passing:	vs. Kansas, 2022 (544)
Had 400+ yards passing:	vs. Kansas, 2022 (544)
Had 300+ yards passing:	at LSU, 2023 (320)
Had 200+ yards passing:	FIU, 2023 (265)
Had 60+ pass attempts:	at Mississippi State, 2020 (60)
Had 50+ pass attempts:	vs. Kansas, 2022 (56)
Had 40+ pass attempts:	at Florida, 2023 (42)
Had 30+ pass attempts:	FIU, 2023 (36)
Had 40+ pass completions:	at Mississippi State, 2020 (43)
Had 30+ pass completions:	vs. Kansas, 2022 (37)
Had 25+ pass completions:	at Florida, 2023 (26)
Had 20+ pass completions:	FIU, 2023 (21)
Had 6+ passing TDs:	at Florida, 2020 (6)
Had 5+ passing TDs:	vs. Kansas, 2022 (5)
Had 4+ passing TDs:	at LSU, 2023 (4)
Had 3+ passing TDs:	at Florida, 2023 (3)

### RECEIVING

Had two players with 100-yards receiving in a game:	at LSU, 2023 (Brian Thomas Jr. - 133, Malik Nabers - 130)
Had 4+ players catch 5+ passes:	at Missouri, 2020 (Keke Chism - 6, B. Banister 6, Damon Hazelton - 5, Tauski Dove - 5)
Had 3+ players catch 5+ passes:	vs. Kansas, 2022 (Luke Grimm - 10, Lawrence Arnold - 8, Mason Fairchild - 6)
Had 10+ players catch a pass:	Western Carolina, 2023 (12)
Had 8+ players catch a pass:	vs. Texas A&M, 2023 (9)

### TOTAL OFFENSE

Had 700+ yards total offense:	Ole Miss, 2022 (703)
Had 650+ yards total offense:	Ole Miss, 2022 (703)
Had 600+ yards total offense:	vs. Kansas, 2022 (603)
Had 550+ yards total offense:	vs. Kansas, 2022 (603)
Had 500+ yards total offense:	Auburn, 2023 (517)
Had 400+ yards total offense:	Auburn, 2023 (517)
Had 100+ plays total offense:	at Missouri, 2017 (102)
Had 90+ plays total offense:	vs. Kansas, 2022 (90)
Had 80+ plays total offense:	vs. Kansas, 2022 (90)
Had 75+ plays total offense:	Auburn, 2023 (76)

### SCORING

Scored 70+ points:	at Southern California, 2005 (70)
Scored 60+ points:	at Florida, 2020 (63)
Scored 50+ points:	vs. Kansas, 2022 (53)
Scored 40+ points:	Missouri, 2023 (48)
Scored 30+ points:	Missouri, 2023 (48)
Scored a two-point conversion rushing:	at Alabama, 2021
Scored a two-point conversion passing:	vs. Kansas, 2022
Failed on a two-point conversion attempt:	vs. Kansas, 2022

### TURNOVERS

Had 5+ fumbles:	Eastern Illinois, 2018 (6, lost 5)
Had 4+ fumbles lost:	Eastern Illinois, 2018 (5)
Had 3+ fumbles lost:	Eastern Illinois, 2018 (5)
Committed 7+ turnovers:	Ole Miss, 2020 (7)
Committed 6+ turnovers:	Ole Miss, 2020 (7)
Committed 5+ turnovers:	Western Carolina, 2023 (5)
Intercepted 8+ Arkansas passes:	at SMU, 1951 (8)
Intercepted 7+ Arkansas passes:	at SMU, 1951 (8)
Intercepted 6+ Arkansas passes:	North Texas, 2018 (6)
Intercepted 5+ Arkansas passes:	San Jose State, 2019 (5)
Intercepted 4+ Arkansas passes:	San Jose State, 2019 (5)
Intercepted 3+ Arkansas passes:	Georgia, 2020 (3)
Returned an interception for a touchdown:	vs. Texas A&M, 2023
Returned a fumble for a touchdown:	Missouri, 2023

### DEFENSE

Held Arkansas to 10 or fewer first downs:	Auburn, 2023 (10)
Recorded 9+ sacks:	vs. Oklahoma, 2001 (9.0-55)
Recorded 8+ sacks:	Alabama, 2020 (8.0-49)
Recorded 7+ sacks:	vs. Texas A&M, 2023 (7.0-41)
Recorded 6+ sacks:	vs. Texas A&M, 2023 (7.0-41)
Recorded 5+ sacks:	Missouri, 2023 (5.0-53)
Scored a safety:	Georgia, 2020
Held Arkansas to 50 or fewer yards rushing:	at Ole Miss, 2023 (36)
Held Arkansas to 25 or fewer yards rushing:	LSU, 2018 (16)
Held Arkansas to 100 or fewer yards passing:	Missouri, 2023 (98)
Held Arkansas to 50 or fewer yards passing:	South Carolina, 2013 (30)
Held Arkansas to 300 or less yards total offense:	Missouri, 2023 (225)
Held Arkansas to 200 or less yards total offense:	Mississippi State, 2023 (200)
Held Arkansas to 100 or fewer yards both rushing & passing:	Georgia, 2021 (Rush - 75, Pass - 87)

### SPECIAL TEAMS

Returned a punt for a TD:	Auburn, 2023
Returned a kickoff for a TD:	vs. Texas A&M, 2018
Punted 10+ times:	Georgia Southern, 2021 (10)
Punted 10+ times in consecutive games:	North Texas, 2007 (10) Chattanooga, 2007 (12)
Did not punt:	Alabama, 2018
Missed a kicking PAT:	FIU, 2023
Missed two kicking PATs:	at LSU, 2017
Blocked a field goal:	LSU, 2020
Blocked a punt:	at Missouri, 2022

### MISCELLANEOUS

Had 30+ first downs:	Auburn, 2023 (32)
Had 10+ penalties:	Missouri, 2022 (10)
Had 100+ yards in penalties:	Ole Miss, 2022 (116)
Had 35+ minutes of possession time:	Auburn, 2023 (38:15)
Had 40+ minutes of possession time:	LSU, 2020 (41:43)
Had two 100-yard rushers and one 100-yard receiver:	Ole Miss, 2022 (Quinshon Judkins - 214 rushing, Zach Evans - 207 rushing & Malik Heath - 140 receiving)
Had one 100-yard rusher and one 100-yard receiver:	at Missouri, 2021 (Brady Cook - 138 rushing & Dominic Lovett - 130 receiving)
Had one 100-yard rusher and two 100-yard receivers:	at Alabama, 2021 (Brian Robinson Jr. - 122 rushing, Jameson Williams - 190 receiving & John Metchie - 173 receiving)



## LAST TIME AN INDIVIDUAL OPPONENT . . .

### INDIVIDUAL RUSHING

Rushed 40+ times:	Tyler Badie (41), Missouri (2021)
Rushed 35+ times:	Tyler Badie (41), Missouri (2021)
Rushed 30+ times:	Tyler Badie (41), Missouri (2021)
Rushed for 200+ yards:	Cody Schrader (217), Missouri (2023)
Rushed for 175+ yards:	Cody Schrader (217), Missouri (2023)
Rushed for 150+ yards:	Cody Schrader (217), Missouri (2023)
Rushed for 125+ yards:	Cody Schrader (217), Missouri (2023)
Rushed for 100+ yards:	Cody Schrader (217), Missouri (2023)
Rushed for 4+ touchdowns:	Nick Fitzgerald (4), Mississippi State (2016)
Rushed for 3+ touchdowns:	Snoop Conner (3), at Ole Miss (2021)
Had a run of 80+ yards:	Justin Tomlin (76), Georgia Southern (2021)
Had a run of 70+ yards:	Jahmyr Gibbs (76, 72), Jalen Milroe (77), Alabama (2022)
Had a run of 60+ yards:	Quinshon Judkins (60), Ole Miss (2022)
Had a run of 50+ yards:	Quinshon Judkins (60), Ole Miss (2022)

### INDIVIDUAL PASSING

Passed for 500+ yards:	Jalon Daniels (544), vs. Kansas (2022)
Passed for 450+ yards:	Jalon Daniels (544), vs. Kansas (2022)
Passed for 400+ yards:	Jalon Daniels (544), vs. Kansas (2022)
Passed for 300+ yards:	Jayden Daniels (320), at LSU (2023)
Attempted 60+ passes:	Kolton Browning (67), Louisiana-Monroe (2012)
Attempted 50+ passes:	Jalon Daniels (55), vs. Kansas (2022)
Attempted 40+ passes:	Graham Mertz (42), at Florida (2023)
Completed 40+ passes:	K.J. Costello (43), at Mississippi State (2020)
Completed 30+ passes:	Jalon Daniels (37), vs. Kansas (2022)
Completed 20+ passes:	Graham Mertz (26), at Florida (2023)
Threw 6+ touchdown passes:	Kyle Trask (6), at Florida (2020)
Threw 5+ touchdown passes:	Jalon Daniels (5), vs. Kansas (2022)
Threw 4+ touchdown passes:	Jayden Daniels (4), at LSU (2023)
Threw 3+ touchdown passes:	Payton Thorne (3), Auburn (2023)
Completed a pass for 90+ yards:	Trevor Knight (92), Texas A&M (2016)
Completed a pass for 80+ yards:	Kellen Mond (81), Texas A&M (2017)
Completed a pass for 70+ yards:	Jalen Milroe (79), at Alabama (2023)
Completed a pass for 60+ yards:	Jalen Milroe (79), at Alabama (2023)

### INDIVIDUAL RECEIVING

Caught 15+ passes:	Willie Goshua (17), Auburn (1995)
Caught 10+ passes:	Luke Grimm (10), vs. Kansas (2022)
Caught 7+ passes:	Eugene Wilson III (8), at Florida (2023)
Had 200+ yards receiving:	Jamayel Smith (208), Mississippi State (2007)
Had 150+ yards receiving:	Luke Grimm (167), vs. Kansas (2022)
Had 100+ yards receiving:	Brian Thomas Jr. (133), Malik Nabers (130), at LSU (2023)
Caught 3+ TD passes:	Jameson Williams (3), at Alabama (2021)
Caught 2+ TD passes:	Brett Norfleet (2), Missouri (2023)

### INDIVIDUAL TOTAL OFFENSE

Had 500+ yards total offense:	Jalon Daniels (565; Pass - 544, Rush - 21), vs. Kansas (2022)
Had 400+ yards total offense:	Jalon Daniels (565; Pass - 544, Rush - 21), vs. Kansas (2022)
Had 300+ yards total offense:	Jayden Daniels (356; Pass - 320, Rush - 36), at LSU (2023)
Had 100 yards both passing and rushing:	Brady Cook (380; Pass - 242, Rush - 138), at Auburn (2022)

### INDIVIDUAL SCORING

Accounted for 6+ touchdowns:	Jalon Daniels vs. Kansas, 2022 (6)
Accounted for 5+ touchdowns:	Jalon Daniels vs. Kansas, 2022 (6)
Accounted for 4+ touchdowns:	Payton Thorne vs. Auburn, 2023 (4)
Scored 4+ touchdowns:	Peyton Barber vs. Auburn, 2015 (4)
Scored 3+ touchdowns:	Puka Nacua at BYU, 2022 (3)

### INDIVIDUAL DEFENSE

Intercepted 3+ passes:	Minkah Fitzpatrick (3), Alabama (2016)
Intercepted 2+ passes:	Richard LeCounte (2), Georgia (2020)
Recorded 3+ sacks:	Jalen McLeod (3.0), Auburn (2023)
Recorded 2+ sacks:	Jalen McLeod (3.0), Auburn (2023)

### SPECIAL TEAMS

Kicked 5+ field goals:	Harrison Mevis (5-5), at Missouri (2020)
Kicked 4+ field goals:	Wyatt Bryan (4-4), at Colorado State (2018)
Returned a punt for a TD:	Keionte Scott (74), Auburn (2023)
Returned a kick for a TD:	Jashaun Corbin (100), vs. Texas A&M (2018)

# GAME 1: UAPB

## ARKANSAS BIG PLAYS FROM SCRIMMAGE

Opponent	Rushing					Passing				
	10-19	20-29	30-39	40-49	50+	15-19	20-29	30-39	40-49	50+
UAPB										
at Oklahoma State										
UAB										
at Auburn										
vs. Texas A&M										
Tennessee										
LSU										
at Mississippi State										
Ole Miss										
Texas										
Louisiana Tech										
at Missouri										
<b>Totals</b>	<b>0</b>	<b>0</b>	<b>0</b>	<b>0</b>	<b>0</b>	<b>0</b>	<b>0</b>	<b>0</b>	<b>0</b>	<b>0</b>

## OPPONENT BIG PLAYS FROM SCRIMMAGE

Opponent	Rushing					Passing				
	10-19	20-29	30-39	40-49	50+	15-19	20-29	30-39	40-49	50+
UAPB										
at Oklahoma State										
UAB										
at Auburn										
vs. Texas A&M										
Tennessee										
LSU										
at Mississippi State										
Ole Miss										
Texas										
Louisiana Tech										
at Missouri										
<b>Totals</b>	<b>0</b>	<b>0</b>	<b>0</b>	<b>0</b>	<b>0</b>	<b>0</b>	<b>0</b>	<b>0</b>	<b>0</b>	<b>0</b>

## FIRST DOWN GAME LOG

Arkansas					Opponents				
Opponent	Rush	Pass	Penalty	Total	Opponent	Rush	Pass	Penalty	Total
UAPB					UAPB				
at Oklahoma State					at Oklahoma State				
UAB					UAB				
at Auburn					at Auburn				
vs. Texas A&M					vs. Texas A&M				
Tennessee					Tennessee				
LSU					LSU				
at Mississippi State					at Mississippi State				
Ole Miss					Ole Miss				
Texas					Texas				
Louisiana Tech					Louisiana Tech				
at Missouri					at Missouri				
<b>TOTAL</b>	<b>0</b>	<b>0</b>	<b>0</b>	<b>0</b>	<b>TOTAL</b>	<b>0</b>	<b>0</b>	<b>0</b>	<b>0</b>

## TURNOVER CHART

Takeaways					Giveaways				
Opponent	Fumbles	Interceptions	Total	Pts Off	Fumbles	Interceptions	Total	Points Off	Margin
UAPB									
at Oklahoma State									
UAB									
at Auburn									
vs. Texas A&M									
Tennessee									
LSU									
at Mississippi State									
Ole Miss									
Texas									
Louisiana Tech									
at Missouri									
<b>TOTAL</b>	<b>0</b>	<b>0</b>	<b>0</b>	<b>0</b>	<b>0</b>	<b>0</b>	<b>0</b>	<b>0</b>	<b>0</b>

# GAME 1: UAPB

## DRIVE SUPERLATIVES

### Longest Drive

By No. of Plays  
By No. of Yards  
By Time of Possession

### Arkansas

15 5x (75 yards, 8:31) vs. Missouri, TD  
91 (12 plays, 6:28) vs. Kent State, TD  
8:31 (15 plays, 75 yards) vs. Missouri, TD

### Opponents

13 plays 2x (73 yards, 5:40) vs. Auburn, TD  
83 yards (10 plays, 5:13) at Alabama, TD  
7:10 (11 plays, 45 yards) vs. Auburn, downs

### Shortest Drive

By No. of Plays  
By No. of Yards  
By Time of Possession

### Arkansas

1 10x (-2 yards, 0:00) vs. Missouri, end of half  
-15 (3 plays, 2:19) vs. Texas A&M, punt  
0:03 (1 play, -1 yard) at Florida, end of half

### Opponents

1 11x (-1 yards, 0:04) vs. Missouri, end of game  
-16 (3 plays, 0:49) vs. Kent State, punt  
0:06 (1 play, 0 yards) vs. Texas A&M, interception

### Scoring Drive Breakdown

Yardage	ARKANSAS		OPPONENT	
	TD	FG	TD	FG
No drive	-	-	-	-
Neg. Yards	-	-	-	-
0-9	-	-	-	-
10-19	-	-	-	-
20-29	-	-	-	-
30-39	-	-	-	-
40-49	-	-	-	-
50-59	-	-	-	-
60-69	-	-	-	-
70-79	-	-	-	-
80-89	-	-	-	-
90-99	-	-	-	-
<b>TOTALS</b>	<b>-</b>	<b>-</b>	<b>-</b>	<b>-</b>

### Game-Opening Drives

OPP	ARKANSAS			OPPONENTS		
	PTS	1STS	YDS	PTS	1STS	YDS
UAPB						
at Oklahoma St.						
UAB						
at Auburn						
vs. Texas A&M						
Tennessee						
LSU						
at Miss. State						
Ole Miss						
Texas						
Louisiana Tech						
at Missouri						
<b>TOTALS</b>	<b>0</b>	<b>0</b>	<b>0</b>	<b>0</b>	<b>0</b>	<b>0</b>

### Second Half-Opening Drives

OPP	ARKANSAS			OPPONENTS		
	PTS	1STS	YDS	PTS	1STS	YDS
UAPB						
at Oklahoma St.						
UAB						
at Auburn						
vs. Texas A&M						
Tennessee						
LSU						
at Miss. State						
Ole Miss						
Texas						
Louisiana Tech						
at Missouri						
<b>TOTALS</b>	<b>0</b>	<b>0</b>	<b>0</b>	<b>0</b>	<b>0</b>	<b>0</b>

### Three & Out Drives

	ARKANSAS	OPPONENT
	THREE-&-OUTS/DRIVES	THREE-&-OUTS/DRIVES
UAPB	(0%)	(0%)
at Oklahoma State	(0%)	(0%)
UAB	(0%)	(0%)
at Auburn	(0%)	(0%)
vs. Texas A&M	(0%)	(0%)
Tennessee	(0%)	(0%)
LSU	(0%)	(0%)
at Mississippi State	(0%)	(0%)
Ole Miss	(0%)	(0%)
Texas	(0%)	(0%)
Louisiana Tech	(0%)	(0%)
at Missouri	(0%)	(0%)
<b>TOTALS</b>	<b>(0%)</b>	<b>(0%)</b>



# GAME 1: UAPB

## ALPHABETICAL ROSTER

No.	Name	Pos.
13	Rykar Acebo	WR
29	Jaden Allen	DB
11	Jordan Anthony	WR
2	Andrew Armstrong	WR
28	Jezreel Bachert	RB
37	Devin Bale	P
5	Cameron Ball	DL
87	Kamron Bibby	WR
54	Keyshawn Blackstock	OL
16	Blake Boda	QB
43	Brooks Both	LB
50	Kobe Branham	OL
72	Joshua Braun	OL
11	Jaylon Braxton	DB
2	Selman Bridges	DB
5	Tyrone Broden	WR
17	CJ Brown	WR
96	Elijah Brown	DL
89	Khafre Brown	WR
74	Luke Brown	OL
90	Vito Calvaruso	K
55	Fernando Carmona	OL
86	Walker Catsavis	WR
17	Hudson Clark	DB
9	Charlie Collins	DL
21	Emmanuel Crawford	WR
53	Ty'Kieast Crawford	OL
0	Nico Davillier	DL
45	Preston Davis	LB
58	Tim Dawn	OL
23	Carson Dean	LB
14	Stephen Dix Jr.	LB
88	Davion Dozier	WR
7	Rashod Dubinion	RB
95	Sam Dubwig	P
80	Shamar Easter	TE
73	Brooks Edmonson	OL
26	Cade Fields	RB
26	Christian Ford	DB
95	Ian Geffrard	DL
10	Taylen Green	QB
50	Eric Gregory	DL
30	Var'Keyes Gumms	TE
76	E'Marion Harris	OL
82	Monte Harrison	WR
33	Dylan Hasz	DB
9	Luke Hasz	TE
6	Kavion Henderson	DL
44	Kaden Henley	LB
31	Spencer Henslee	TE
94	Jon Hill	DL
20	Rodney Hill	RB
55	JJ Hollingsworth	DL
22	Ja'Quinden Jackson	RB
15	KJ Jackson	QB
40	Landon Jackson	DL
83	Dazmin James	WR
99	Kaleb James	DL
27	Ahkhari Johnson	DB
62	Alex Johnson	OL
8	Jayden Johnson	DB
18	Krosse Johnson	WR
4	Anton Juncaj	DL
75	Patrick Kutas	OL
47	Maddox Lassiter	TE
19	Austin Ledbetter	QB
28	Justin Logan	LB
57	Zuri Madison	OL
39	Aidan McCowan	DB
24	Tevis Metcalf	DB
18	TJ Metcalf	DB
16	Miguel Mitchell	DB
78	Joe More	OL

## NUMERICAL ROSTER

No.	Name	Pos.	Ht.	Wt.	Class	Exp.	Hometown (Previous School)
0	Nico Davillier	DL	6-4	271	Jr.	2L	Maumelle, Ark. (Maumelle HS)
0	Braylen Russell	RB	6-1	253	Fr.	HS	Benton, Ark. (Benton HS)
1	Kee'yon Stewart	DB	6-0	184	*R-Sr.	1L	Houston, Texas (North Shore HS/TCU)
1	Jaedon Wilson	WR	6-3	178	R-Jr.	2L	DeSoto, Texas (DeSoto HS)
2	Andrew Armstrong	WR	6-4	202	*R-Sr.	1L	Dallas, Texas (Bishop Dunne HS/TAMUC)
2	Selman Bridges	DB	6-2	175	Fr.	HS	Temple, Texas (Lake Belton HS)
3	Malachi Singleton	QB	6-1	225	R-Fr.	RS	Kennesaw, Ga. (North Cobb HS)
3	Doneiko Slaughter	DB	6-0	190	*Sr.	TR	Roswell, Ga. (Roswell HS/Tennessee)
4	Anton Juncaj	DL	6-3	272	*Sr.	TR	Port Jervis, N.Y. (Minisink HS/Albany)
4	Isaac TeSlaa	WR	6-4	217	*Sr.	1L	Hudsonville, Mich. (Unity Christian/Hillsdale)
5	Cameron Ball	DL	6-5	324	R-Jr.	2L	Atlanta, Ga. (Tri-Cities HS)
5	Tyrone Broden	WR	6-7	200	*R-Sr.	1L	Detroit, Mich. (West Bloomfield HS/BGSU)
6	Kavion Henderson	DL	6-2	261	Fr.	HS	Leeds, Ala. (Leeds HS)
6	Isaiah Sategna	WR	5-11	185	R-So.	1L	Fayetteville, Ark. (Fayetteville HS)
7	Rashod Dubinion	RB	5-10	201	Jr.	2L	Ellenwood, Ga. (Cedar Grove HS)
7	Bradley Shaw	LB	6-1	235	Fr.	HS	Hoover, Ala. (Hoover HS)
8	Jayden Johnson	DB	6-2	205	Sr.	3L	Cedartown, Ga. (Cedartown HS)
8	Ty Washington	TE	6-4	249	R-So.	1L	Leesburg, Ga. (Lee County HS)
9	Charlie Collins	DL	6-5	261	Fr.	HS	Pine Bluff, Ark. (Mills HS)
9	Luke Hasz	TE	6-3	241	So.	1L	Bixby, Okla. (Bixby HS)
10	Taylen Green	QB	6-6	230	R-Jr.	TR	Lewisville, Texas (Lewisville HS/Boise State)
10	Xavian Sorey Jr.	LB	6-3	225	R-Jr.	TR	Campbellton, Fla. (IMG Academy/Georgia)
11	Jordan Anthony	WR	5-10	162	R-So.	TR	Tylertown, Miss. (Tylertown HS/Texas A&M)
11	Jaylon Braxton	DB	6-0	190	So.	1L	Frisco, Texas (Lone Star HS)
13	Rykar Acebo	WR	6-4	200	R-So.	SO	Jonesboro, Ark. (Jonesboro HS)
13	Marquise Robinson	DB	6-1	192	Sr.	TR	Crosby, Miss. (Wilkinson County HS/S. Alabama)
14	Stephen Dix Jr.	LB	6-1	234	R-Sr.	TR	Orlando, Fla. (Dr. Phillips HS/Marshall)
14	Bryce Stephens	WR	6-0	189	R-Jr.	2L	Oklahoma City, Okla. (John Marshall HS)
15	KJ Jackson	QB	6-4	219	Fr.	HS	Montgomery, Ala. (St. James School)
15	Jaheim Singletary	DB	6-2	187	R-So.	1L	Jacksonville, Fla. (Riverside HS/Georgia)
16	Blake Boda	QB	6-4	216	R-Fr.	TR	Daytona Beach, Fla. (Cocoa HS/Coastal Carolina)
16	Miguel Mitchell	DB	6-1	222	Jr.	TR	Oxford, Ala. (Oxford HS/Florida)
17	CJ Brown	WR	6-1	193	Fr.	HS	Bentonville, Ark. (Bentonville HS)
17	Hudson Clark	DB	6-2	191	*R-Sr.	4L	Dallas, Texas (Highland Park HS)
18	Krosse Johnson	WR	5-10	185	Fr.	HS	New Orleans, La. (Holy Cross School)
18	TJ Metcalf	DB	6-1	200	So.	1L	Birmingham, Ala. (Pinson Valley HS)
19	Austin Ledbetter	QB	6-1	206	R-Fr.	HS	Bryant, Ark. (Bryant HS)
19	Dallas Young	DB	6-0	196	R-Fr.	RS	Gardendale, Ala. (Gardendale HS)
20	Rodney Hill	RB	5-10	186	R-So.	TR	Statesboro, Ga. (Bulloch Academy/Florida A&M)
20	Alex Sanford	LB	6-1	225	So.	1L	Oxford, Miss. (Oxford HS)
21	Emmanuel Crawford	RB	5-10	175	R-Fr.	RS	Grove, Okla. (Grove HS)
22	Ja'Quinden Jackson	RB	6-2	233	R-Sr.	TR	Dallas, Texas (Duncanville HS/Utah)
22	Brad Spence	LB	6-2	238	So.	1L	Houston, Texas (Klein Forest HS)
23	Carson Dean	LB	6-4	234	R-Fr.	RS	Frisco, Texas (Hebron HS)
23	Zach Taylor	WR	6-4	170	Fr.	HS	Yoakum, Texas (Yoakum HS)
24	Tevis Metcalf	DB	5-10	192	Fr.	HS	Clay, Ala. (Clay-Chalkville HS)
24	JuJu Pope	RB	6-0	213	Fr.	HS	Pope, Miss. (South Panola HS)
25	Anthony Switzer	DB	6-0	220	*R-Sr.	TR	Marion, Ark. (Marion HS/Utah State)
26	Cade Fields	RB	6-1	219	R-So.	TR	Fayetteville, Ark. (Fayetteville HS/Ark. Tech)
26	Christian Ford	DB	6-0	184	R-Fr.	RS	McKinney, Texas (McKinney HS)
27	Ahkhari Johnson	DB	5-11	186	Fr.	HS	Texarkana, Texas (Pleasant Grove HS)
28	Jezreel Bachert	RB	6-1	216	R-So.	SO	Big Sandy, Texas (Big Sandy HS)
28	Justin Logan	LB	6-2	230	Fr.	HS	Kennesaw, Ga. (Kell HS)
29	Jaden Allen	DB	5-10	166	Fr.	HS	Aledo, Texas (Aledo HS)
29	Tyrell Reed Jr.	RB	5-10	211	So.	TR	Topeka, Kan. (Lawrence HS/Hutchinson CC)
30	Var'keyes Gumms	TE	6-3	245	R-Jr.	1L	Houston, Texas (Dekaney HS/North Texas)
30	Ashton Ngo	LS	5-11	237	R-Jr.	RS	Andover, Kan. (Andover HS/Hutchinson CC)
30	Larry Worth III	LB	6-4	224	Jr.	TR	Jacksonville, Fla. (Baldwin HS/Jacksonville St.)
31	Spencer Henslee	TE	6-5	248	R-Fr.	HS	Humble, Texas (Atascocita HS)
32	Landon Phipps	DB	6-0	184	R-So.	SO	Springdale, Ark. (Springdale HS)
33	Dylan Hasz	DB	5-11	190	So.	1L	Bixby, Okla. (Bixby HS)
34	Jabrae Shaw	DB	5-10	190	R-Fr.	RS	Pine Bluff, Ark. (Mills HS)
35	Brooks Yurachek	LB	6-1	225	R-Fr.	TR	Fayetteville, Ark. (Fayetteville HS/Wake Forest)
36	Matthew Shipley	K	6-1	198	*Sr.	TR	Liberty Hill, Texas (Liberty Hill HS/Hawai'i)
37	Devin Bale	P	6-3	204	R-Jr.	RS	La Jolla, Calif. (La Jolla HS/Northern Colorado)
38	Anton Pierce	DB	6-2	209	R-Fr.	RS	Little Rock, Ark. (Mills HS)
39	Aidan McCowan	DB	5-10	165	R-So.	SO	Frisco, Texas (Frisco Independence HS)
39	Kyle Ramsey	K	6-2	198	*R-Sr.	TR	Missouri City, Texas (Ridgepoint HS/Abilene Christian)
40	Landon Jackson	DL	6-7	280	Sr.	2L	Texarkana, Texas (Pleasant Grove HS/LSU)
41	Kyle Thompson	FB	6-3	262	R-So.	1L	Aledo, Texas (Aledo HS)
42	Wyatt Simmons	LB	6-1	224	Fr.	HS	Searcy, Ark. (Harding Academy)
43	Brooks Both	LB	6-0	232	R-Sr.	2L	Harrison, Ark. (Harrison HS)
44	Kaden Henley	LB	6-2	236	R-So.	SO	Springdale, Ark. (Shiloh Christian Academy)

# GAME 1: UAPB

## NUMERICAL ROSTER

No.	Name	Pos.	Ht.	Wt.	Class	Exp.	Hometown (Previous School)
45	Preston Davis	LB	5-11	221	Fr.	HS	Little Rock, Ark. (LR Christian Academy)
45	Max Schmidly	LS	6-3	211	R-Fr.	RS	Charlotte, N.C. (Myers Park HS)
46	Charlie Von Der Meden	K	6-0	180	Fr.	HS	Tomball, Texas (Tomball HS)
47	Maddox Lassiter	TE	6-3	243	R-Fr.	RS	Warren, Ark. (Warren HS)
47	Braylon Watson	DB	6-2	200	R-So.	SQ	Malvern, Ark. (Malvern HS)
48	Eli Stein	LS	6-3	228	Jr.	2L	Cambridge, Wisc. (Cambridge HS)
48	Joseph Whitt	LB	6-0	201	Fr.	HS	Prosper, Texas (Prosper HS)
49	John Paul Pickens	DB	6-0	186	R-So.	SQ	Jonesboro, Ark. (Jonesboro HS)
50	Kobe Branham	OL	6-5	331	Fr.	HS	Fort Smith, Ark. (Southside HS)
50	Eric Gregory	DL	6-4	320	*R-Sr.	4L	Memphis, Tenn. (IMG Academy)
52	Donovan Whitten	DL	6-3	248	R-Fr.	RS	Arkadelphia, Ark. (Arkadelphia HS)
53	Ty'Kieast Crawford	OL	6-5	324	*Sr.	3L	Carthage, Texas (Carthage HS/Charlotte)
54	Keyshawn Blackstock	OL	6-5	319	R-Jr.	TR	Covington, Ga. (Newton HS/Michigan St.)
55	Fernando Carmona	OL	6-5	322	R-Jr.	TR	Las Vegas, Nev. (Las Vegas HS/San Jose St.)
55	JJ Hollingsworth	DL	6-3	264	R-So.	SQ	Greenland, Ark. (Greenland HS)
56	Amaury Wiggins	OL	6-3	306	R-Jr.	1L	Pensacola, Fla. (Pine Forrest HS/Coffeyville CC)
57	Zuri Madison	OL	6-3	314	Fr.	HS	Lexington, Ky. (Douglass HS)
57	Mason Schueck	LB	6-2	220	R-So.	SQ	Little Rock, Ark. (Pulaski Academy)
58	Tim Dawn	OL	6-2	315	R-So.	TR	Camden, Ark. (Camden Fairview HS/Baylor)
60	Jonas Nantze	OL	6-5	291	Fr.	HS	Springdale, Ark. (Shiloh Christian Academy)
62	Alex Johnson	OL	6-3	289	Fr.	HS	Little Rock, Ark. (Catholic HS)
63	Addison Nichols	OL	6-5	329	R-So.	TR	Norcross, Ga. (GAC School/Tennessee)
65	Aaron Smith	OL	6-6	298	R-Fr.	RS	Conway, Ark. (Conway HS)
67	Josh Street	OL	6-6	316	R-Jr.	2L	Bentonville, Ark. (Bentonville HS)
72	Joshua Braun	OL	6-6	338	R-Sr.	1L	Live Oak, Fla. (Suwanee HS/Florida)
73	Brooks Edmonson	OL	6-4	313	R-So.	1L	Bryant, Ark. (Bryant HS)
74	Luke Brown	OL	6-6	315	R-Fr.	RS	Paris, Tenn. (Paris HS)
75	Patrick Kutas	OL	6-5	313	Jr.	2L	Memphis, Tenn. (Christian Brothers HS)
76	E'Marion Harris	OL	6-7	300	R-So.	1L	Little Rock, Ark. (Joe T. Robinson HS)
78	Joe More	OL	6-5	311	*R-Sr.	TR	Franklin, Tenn. (Christ Pres. Academy/Syracuse)
79	Tommy Varhall	OL	6-8	344	R-Jr.	SQ	Overland Park, Kan. (IMG Academy/Maryland)
80	Shamar Easter	TE	6-5	228	R-Fr.	RS	Ashdown, Ark. (Ashdown HS)
81	Andreas Paaske	TE	6-6	265	Sr.	TR	Copenhagen, Denmark (Søllerød Sr. Sport/E. Mich.)
82	Monte Harrison	WR	6-3	230	Fr.	HS	Lee's Summit, Mo. (West HS)
83	Dazmin James	WR	6-2	196	R-Fr.	RS	Clayton, N.C. (Clayton HS)
86	Walker Catsavis	WR	6-4	180	R-So.	TR	Fort Smith, Ark. (Northside HS/Arkansas St.)
87	Kamron Bibby	WR	6-2	187	R-So.	SQ	El Dorado, Ark. (El Dorado HS)
88	Davion Dozier	WR	6-4	204	R-Fr.	RS	Moody, Ala. (Moody HS)
89	Khafre Brown	WR	6-0	203	*R-Sr.	TR	Charlotte, N.C. (West Mecklenburg HS/USF)
90	Vito Calvaruso	K	6-3	206	R-Sr.	2L	Jefferson City, Mo. (Helias Catholic HS/Wisconsin)
93	Keivie Rose	DL	6-3	314	*R-Sr.	1L	Henderson, Texas (Henderson HS/La. Tech)
94	Jon Hill	DL	6-5	254	R-Jr.	1L	Dumas, Ark. (Dumas HS)
95	Sam Dubwig	P	6-3	231	Fr.	HS	Cabot, Ark. (Cabot HS)
95	Ian Geffrad	DL	6-5	388	R-Fr.	RS	Mableton, Ga. (Whitefield Academy)
96	Elijah Brown	DL	6-3	376	So.	HS	El Dorado, Ark. (Parkers Chapel HS)
97	Quincy Rhodes Jr.	DL	6-6	280	So.	1L	North Little Rock, Ark. (N. Little Rock HS)
98	Danny Saili	DL	6-3	375	Jr.	TR	Topeka, Kan. (Topeka HS/BYU)
99	Kaleb James	DL	6-4	272	R-Fr.	RS	Mansfield, Texas (Mansfield HS)

Roster by Class: Senior - 24 | Junior - 21 | Sophomore - 31 | Freshman - 45

## FOOTBALL STAFF

### Coaching Staff

Sam Pittman   Head Coach	5th Season
Scott Fountain   Asst. HC/Special Teams Coord.	5th Season
Bobby Petrino   Offensive Coordinator	1st Season
Travis Williams   Defensive Coordinator	2nd Season
Marcus Woodson   co-Defensive Coordinator	2nd Season
Deke Adams   Defensive Line	3rd Season
Ronnie Fouch   Wide Receivers	1st Season
Eric Mateos   Offensive Line	1st Season
Kolby Smith   Running Backs	1st Season
Morgan Turner   Tight Ends	2nd Season
Deron Wilson   Secondary	2nd Season

### Graduate Assistants

Trey Fitch   Operations	2nd Season
Tyrone Hopper   Defense	2nd Season
Will Kennedy   Offense	3rd Season
Armani Linton   Defense	1st Season
Cain White   Special Teams	1st Season

### Quality Control/Analyst

Ryan Bright   Defense	1st Season
Miles Fishback   Offense	1st Season
Sean Fogarty   Offense	3rd Season
Kelvin Green   Defense	3rd Season
Chris Norris   Special Teams	1st Season
Jake Trump   Defense	5th Season
Dylan Cruz   Offense	1st Season

### Support Staff

Patrick Doherty   Football Chief of Staff	5th Season
Amanda Gilpin   Football Operations	5th Season
Ben Sowders   Strength & Conditioning	2nd Season
Dave Polanski   Athletic Training	7th Season
Dalton Withrow   Equipment	4th Season
Jovon Hubbard   Player Personnel	2nd Season
Danny Wheeler   Player Development	4th Season
Jacob Tepp   Video	4th Season

## ALPHABETICAL ROSTER

No.	Name	Pos.
60	Jonas Nantze	OL
63	Addison Nichols	OL
30	Ashton Ngo	LS
81	Andreas Paaske	TE
32	Landon Phipps	DB
49	John Paul Pickens	DB
38	Anton Pierce	DB
24	JuJu Pope	RB
39	Kyle Ramsey	K
29	Tyrell Reed Jr.	RB
97	Quincy Rhodes Jr.	DL
13	Marquise Robinson	DB
93	Keivie Rose	DL
0	Braylen Russell	RB
98	Danny Saili	DL
20	Alex Sanford	LB
6	Isaiah Sategna	WR
57	Mason Schueck	LB
45	Max Schmidly	LS
7	Bradley Shaw	LB
34	Jabrae Shaw	DB
36	Matthew Shipley	K
42	Wyatt Simmons	LB
15	Jaheim Singletary	DB
3	Malachi Singleton	QB
3	Doneiko Slaughter	DB
65	Aaron Smith	OL
10	Xavian Sorey Jr.	LB
22	Brad Spence	LB
48	Eli Stein	LS
14	Bryce Stephens	WR
1	Kee'yon Stewart	DB
67	Josh Street	OL
25	Anthony Switzer	DB
23	Zach Taylor	WR
4	Isaac TeSlaa	WR
41	Kyle Thompson	FB
79	Tommy Varhall	OL
46	Charlie Von Der Meden	K
8	Ty Washington	TE
47	Braylon Watson	DB
48	Joseph Whitt	LB
52	Donovan Whitten	DL
56	Amaury Wiggins	OL
1	Jaedon Watson	WR
30	Larry Worth III	LB
19	Dallas Young	DB
35	Brooks Yurachek	LB

## PRONUNCIATIONS

Jezreel Bachert	jez-reel back-ert
Blake Boda	BO-duh
Khafre Brown	CHA-free
Ty'Kieast Crawford	ty-KEAST
Nico Davillier	dava-YAY
E'Marion Harris	eh-mary-ON
Monte Harrison	mon-TAY
Kavion Henderson	kay-VEE-on
Ian Geffrad	jeff-rard
Dylan Hasz	haz
Luke Hasz	haz
Ahkhari Johnson	ah-KAR-ee
Anton Juncaj	JUNE-kahj
Patrick Kutas	koo-tus
Zuri Madison	zur-EE
Tevis Metcalf	TEH-vis
Ashton Ngo	no
Andreas Paaske	on-DRAY-us POE-ska
Keivie Rose	kee-vee
Danny Saili	saw-EE-lee
Isaiah Sategna	suh-TANE-ya
Doneiko Slaughter	duh-NEE-ko
Xavian Sorey	x-ZAY-vian
Isaac TeSlaa	teh-SLAW



2023 REGULAR SEASON ARKANSAS RAZORBACKS DEFENSIVE STATS

POS.	PLAYER	TKL.	AST.	TOTAL	TFL	SACKS/YDS.	PR	FR	FF	INT./YDS.	PD
LB	J. Thomas	38	52	90	7	3.5/15.0	5	0	0	0/0	2
LB	C. Paul Jr.	30	44	74	7	2.0/8.0	1	0	0	0/0	1
DB	J. Johnson	30	32	62	2	0.0/0.0	1	0	1	1/0	3
DB	A. Walcott	34	22	56	1	0.0/0.0	0	0	0	3/64	2
DB	H. Clark	31	20	51	5	0.5/3.0	1	1	0	1/0	4
DL	L. Jackson	22	22	44	14	6.5/54.0	2	0	0	0/0	1
LB	A. Grier	14	22	36	0	0.0/0.0	0	1	0	1/50	0
DL	C. Ball	7	25	32	2	0.5/0.0	0	0	1	0/0	0
DB	L. Johnson	20	9	29	4	1.0/2.0	0	0	0	1/40	5
LB	J. Crook	8	20	28	1	1.0/6.0	1	0	1	0/0	0
DL	T. Carter	6	19	25	4	1.5/9.0	2	0	0	0/0	0
DB	D. McGlothern	19	1	20	3	0.0/0.0	0	0	1	3/146	6
DB	J. Braxton	11	9	20	0	0.0/0.0	0	1	1	1/0	8
DL	A. Booker Jr.	7	12	19	2	0.5/0.0	1	0	0	0/0	0
DB	J. Singletary	10	7	17	1	0.0/0.0	0	0	0	0/0	4
DL	E. Gregory	8	8	16	3	1.0/4.0	6	0	0	0/0	1
DL	T. Jeffcoat	7	9	16	9	4.0/23.0	5	0	0	0/0	0
LB	B. Spence	7	9	16	2	0.0/0.0	0	1	0	1/170	0
DB	T. Metcalf	9	6	15	0	0.0/0.0	0	1	0	0/0	0
DL	J. Morgan III	8	7	15	4	2.0/12.0	0	0	1	0/0	1
DL	K. Rose	7	8	15	4	2.5/21.0	0	0	0	0/0	0
DL	N. Davillier	4	7	11	4	1.0/4.0	1	0	0	0/0	0
DB	K. Stewart	8	2	10	0	0.0/0.0	1	0	0	0/0	0
DL	Z. Williams	2	7	9	0	0.0/0.0	0	0	0	0/0	0
DL	J. Stewart	2	6	8	2	0.5/4.0	2	0	0	0/0	0
LB	M. Powell	3	2	5	0	0.0/0.0	0	0	0	0/0	0
DB	M. Chavis	2	3	5	1	1.0/11.0	0	0	0	0/0	0
DL	J. Hill	0	4	4	0	0.0/0.0	0	0	0	0/0	0
DB	L. Bishop	2	1	3	0	0.0/0.0	0	0	0	0/0	0
RB	A. Green	2	0	2	0	0.0/0.0	0	0	0	0/0	0
OL	P. Kutas	2	0	2	0	0.0/0.0	0	0	0	0/0	0
DL	I. Geffrard	0	2	2	0	0.0/0.0	0	0	0	0/0	0
DB	J. Lewis	0	2	2	0	0.0/0.0	0	0	0	0/0	0
FB	K. Thompson	0	2	2	0	0.0/0.0	0	0	0	0/0	0
WR	A. Armstrong	1	0	1	0	0.0/0.0	0	0	0	0/0	0
RB	I. Augustave	1	0	1	0	0.0/0.0	0	0	0	0/0	0
WR	T. Broden	1	0	1	0	0.0/0.0	0	0	0	0/0	0
DL	Q. Rhodes Jr.	1	0	1	0	0.0/0.0	0	0	0	0/0	0
LB	A. Sanford	1	0	1	0	0.0/0.0	0	0	0	0/0	0
DB	D. Hasz	0	1	1	0	0.0/0.0	0	0	0	0/0	0
LS	E. Stein	0	1	1	0	0.0/0.0	0	0	0	0/0	0
<b>Arkansas TOTALS</b>		<b>365</b>	<b>403</b>	<b>768</b>	<b>82</b>	<b>29.0/176.0</b>	<b>29</b>	<b>5</b>	<b>6</b>	<b>12/470</b>	<b>38</b>
<b>Opp. TOTALS</b>		<b>395</b>	<b>513</b>	<b>908</b>	<b>114</b>	<b>47.0/338.0</b>	<b>31</b>	<b>9</b>	<b>18</b>	<b>8/160</b>	<b>32</b>

Ast.=Assist, TFL=Tackle for a Loss, PR=Pressures, Int.=Interception, FR=Fumble Recovery, FF=Forced Fumble, PD=Pass Defense



## Game 1: UAPB

SACKS		INTERCEPTIONS		DEFENSIVE STATS BY RANK TACKLES FOR LOSS		PASSES DEFENSED		PRESSURES	
PLAYER	NO.	PLAYER	NO.	PLAYER	NO.	PLAYER	NO.	PLAYER	NO.
L. Jackson	6.5	D. McGlothern	3	L. Jackson	14	J. Braxton	8	E. Gregory	6
T. Jeffcoat	4.0	A. Walcott	3	T. Jeffcoat	9	D. McGlothern	6	T. Jeffcoat	5
J. Thomas	3.5	J. Braxton	1	C. Paul Jr.	7	L. Johnson	5	J. Thomas	5
K. Rose	2.5	H. Clark	1	J. Thomas	7	H. Clark	4	T. Carter	2
J. Morgan III	2.0	A. Grier	1	H. Clark	5	J. Singletary	4	L. Jackson	2
C. Paul Jr.	2.0	J. Johnson	1	T. Carter	4	J. Johnson	3	J. Stewart	2
T. Carter	1.5	L. Johnson	1	N. Davillier	4	J. Thomas	2	A. Booker Jr.	1
M. Chavis	1.0	B. Spence	1	L. Johnson	4	A. Walcott	2	H. Clark	1
J. Crook	1.0			J. Morgan III	4	E. Gregory	1	J. Crook	1
N. Davillier	1.0			K. Rose	4	L. Jackson	1	N. Davillier	1
E. Gregory	1.0			E. Gregory	3	J. Morgan III	1	J. Johnson	1
L. Johnson	1.0			D. McGlothern	3	C. Paul Jr.	1	C. Paul Jr.	1
C. Ball	0.5			C. Ball	2			K. Stewart	1
A. Booker Jr.	0.5			A. Booker Jr.	2				
H. Clark	0.5			J. Johnson	2				
J. Stewart	0.5			B. Spence	2				
				J. Stewart	2				
				M. Chavis	1				
				J. Crook	1				
				J. Singletary	1				
				A. Walcott	1				

		SCORING	
POINTS	<b>Ark:</b>	12	5 times (Last: Ty Washington at Ole Miss) 10/07
	<b>Opponents:</b>	12	6 times (Last: Brett Norfleet vs. Missouri) 11/24

		RUSHING	
ATTEMPTS	<b>Ark:</b>	18	2 times (Last: Raheim Sanders at Florida) 11/04
	<b>Opponents:</b>	27	Cody Schrader vs. Columbia 11/24

YARDS	<b>Ark:</b>	103	Raheim Sanders at Gainesville 11/04
	<b>Opponents:</b>	217	Cody Schrader vs. Columbia 11/24

TOUCHDOWNS	<b>Ark:</b>	2	2 times (Last: AJ Green vs. BYU) 09/16
	<b>Opponents:</b>	2	LJ Martin vs. Provo 09/16

		PASSING	
ATTEMPTS	<b>Ark:</b>	39	KJ Jefferson at Oxford 10/07
	<b>Opponents:</b>	42	Graham Mertz at Gainesville 11/04

COMPLETIONS	<b>Ark:</b>	25	KJ Jefferson at Oxford 10/07
	<b>Opponents:</b>	26	Graham Mertz at Gainesville 11/04

YARDS	<b>Ark:</b>	289	KJ Jefferson at Baton Rouge 09/23
	<b>Opponents:</b>	320	Jayden Daniels at Baton Rouge 09/23

COMPLETIONS PCT.	<b>Ark:</b>	100	3 times (Last: KJ Jefferson vs. Missouri) 11/24
	<b>Opponents:</b>	100	Parker Kingston vs. Provo 09/16

TOUCHDOWNS	<b>Ark:</b>	3	3 times (Last: KJ Jefferson vs. FIU) 11/18
	<b>Opponents:</b>	4	Jayden Daniels at Baton Rouge 09/23

INTERCEPTIONS	<b>Ark:</b>	2	2 times (Last: KJ Jefferson at Ole Miss) 10/07
	<b>Opponents:</b>	3	Charlie Dean vs. Cullowhee 09/02

		RECEIVING	
RECEPTIONS	<b>Ark:</b>	9	Andrew Armstrong vs. Provo 09/16
	<b>Opponents:</b>	8	2 times (Last: Eugene Wilson III at Florida) 11/04

YARDS	<b>Ark:</b>	116	Luke Hasz at Baton Rouge 09/23
	<b>Opponents:</b>	157	Kris Mitchell vs. Miami 11/18

TOUCHDOWNS	<b>Ark:</b>	2	3 times (Last: Ty Washington at Ole Miss) 10/07
	<b>Opponents:</b>	2	4 times (Last: Brett Norfleet vs. Missouri) 11/24

		INTERCEPTIONS	
INTERCEPTIONS	<b>Ark:</b>	2	Alfahiym Walcott vs. Miami 11/18
	<b>Opponents:</b>	1	6 times (Last: Jordan Castell at Florida) 11/04

YARDS	<b>Ark:</b>	85	Brad Spence vs. Cullowhee 09/02
	<b>Opponents:</b>	28	Ashanti Cistrunk at Oxford 10/07

LONGEST	<b>Ark:</b>	85	Brad Spence vs. Cullowhee 09/02
	<b>Opponents:</b>	28	Ashanti Cistrunk at Oxford 10/07

TOUCHDOWNS	<b>Ark:</b>	1	4 times (Last: Alfahiym Walcott vs. FIU) 11/18
	<b>Opponents:</b>	1	Chris Russell Jr. at College Station 09/30

		PUNT RETURNS	
RETURNS	<b>Ark:</b>	3	Isaiah Sategna vs. Provo 09/16
	<b>Opponents:</b>	3	2 times (Last: Keionte Scott vs. Auburn) 11/11

FAIR CATCHES	<b>Ark:</b>	3	2 times (Last: Max Fletcher vs. FIU) 11/18
	<b>Opponents:</b>	4	2 times (Last: Daton Montiel vs. FIU) 11/18

YARDS	<b>Ark:</b>	95	Isaiah Sategna vs. Provo 09/16
	<b>Opponents:</b>	131	Ainias Smith at College Station 09/30

LONGEST	<b>Ark:</b>	88	Isaiah Sategna vs. Provo 09/16
	<b>Opponents:</b>	82	Ainias Smith at College Station 09/30

TOUCHDOWNS	<b>Ark:</b>	1	Isaiah Sategna vs. Provo 09/16
	<b>Opponents:</b>	1	2 times (Last: Keionte Scott vs. Auburn) 11/11

		KICKOFF RETURNS	
RETURNS	<b>Ark:</b>	4	Isaiah Sategna vs. Miami 11/18
	<b>Opponents:</b>	3	Trevor Etienne at Gainesville 11/04

YARDS	<b>Ark:</b>	100	Isaiah Sategna vs. Miami 11/18
	<b>Opponents:</b>	83	Trevor Etienne at Gainesville 11/04

LONGEST	<b>Ark:</b>	36	Isaiah Sategna at College Station 09/30
	<b>Opponents:</b>	46	Parker Kingston vs. Provo 09/16

TOUCHDOWNS	<b>Ark:</b>	None	
	<b>Opponents:</b>	None	

## 2023 REGULAR SEASON ARKANSAS INDIVIDUAL SINGLE-GAME HIGHS

<b>Touchdowns</b>	2	Ty Washington	at Ole Miss	10/07
		Luke Hasz	at LSU	09/23
		AJ Green	vs. BYU	09/16
		Andrew Armstrong	vs. Kent St.	09/09
		Raheim Sanders	vs. Western Caro.	09/02
<b>Passes Attempted</b>	39	KJ Jefferson	at Ole Miss	10/07
<b>Passes Completed</b>	25	KJ Jefferson	at Ole Miss	10/07
<b>Completion Percentage</b>	78.2	KJ Jefferson	vs. Western Caro.	09/02
<b>Passing Yards</b>	289	KJ Jefferson	at LSU	09/23
<b>Yards Per Attempt</b>	10.7	KJ Jefferson	vs. Western Caro.	09/02
<b>Touchdown Passes</b>	3	KJ Jefferson	vs. FIU	11/18
		KJ Jefferson	at LSU	09/23
		KJ Jefferson	vs. Western Caro.	09/02
<b>Pass Receptions</b>	9	Andrew Armstrong	vs. BYU	09/16
<b>Receiving Yards</b>	116	Luke Hasz	at LSU	09/23
<b>Touchdown Receptions</b>	2	Ty Washington	at Ole Miss	10/07
		Luke Hasz	at LSU	09/23
		Andrew Armstrong	vs. Kent St.	09/09
<b>Rushing Yards</b>	103	Raheim Sanders	at Florida	11/04
<b>Rushing Attempts</b>	18	Raheim Sanders	at Florida	11/04
		KJ Jefferson	at Texas A&M	09/30
<b>Rushing Touchdowns</b>	2	AJ Green	vs. BYU	09/16
		Raheim Sanders	vs. Western Caro.	09/02
<b>Yards From Scrimmage</b>	117	Raheim Sanders	at Florida	11/04
<b>Combined Net Yards</b>	174	Isaiah Sategna	vs. BYU	09/16
<b>Interceptions Made</b>	2	Alfahiym Walcott	vs. FIU	11/18
<b>Interceptions Thrown</b>	2	KJ Jefferson	at Ole Miss	10/07
		KJ Jefferson	at LSU	09/23
<b>INT Return Yards</b>	85	Brad Spence	vs. Western Caro.	09/02
<b>Tackles</b>	13	Jaheim Thomas	at LSU	09/23
<b>Sacks</b>	3.5	Landon Jackson	at Alabama	10/14
<b>Punts</b>	8	Max Fletcher	vs. Auburn	11/11
<b>Punts Inside the 20</b>	4	Max Fletcher	vs. Mississippi St.	10/21
		Max Fletcher	at Alabama	10/14
<b>Punting Average</b>	53.8	Max Fletcher	at Alabama	10/14
<b>Punt Returns</b>	3	Isaiah Sategna	vs. BYU	09/16
<b>Punt Return Yards</b>	95	Isaiah Sategna	vs. BYU	09/16
<b>Kickoff Returns</b>	4	Isaiah Sategna	vs. FIU	11/18
<b>Kickoff Return Yards</b>	100	Isaiah Sategna	vs. FIU	11/18
<b>Field Goals Attempted</b>	5	Cam Little	vs. FIU	11/18
		Cam Little	at Florida	11/04
<b>Field Goals Made</b>	4	Cam Little	at Florida	11/04

## 2023 REGULAR SEASON ARKANSAS RAZORBACKS LONGEST PLAYS

<b>Run From Scrimmage</b>	60	Jacolby Criswell	vs. Auburn	11/11
<b>Passing Long</b>	65	KJ Jefferson	vs. Western Caro.	09/02
<b>Pass Reception</b>	65	Jaedon Wilson	vs. Western Caro.	09/02
<b>Interception Return</b>	85	Brad Spence	vs. Western Caro.	09/02
<b>Longest Own Fumble Return</b>	33	Jaylon Braxton	at Florida	11/04
<b>Longest Opponent's Fumble Return</b>	33	Jaylon Braxton	at Florida	11/04
<b>Punt Return</b>	88	Isaiah Sategna	vs. BYU	09/16
<b>Kickoff Return</b>	36	Isaiah Sategna	at Texas A&M	09/30
<b>Punt</b>	71	Max Fletcher	vs. Auburn	11/11
<b>Field Goal</b>	56	Cam Little	at Ole Miss	10/07
<b>Field Goal Attempt</b>	49	Cam Little	vs. BYU	09/16

## Game 1: UAPB

### 2023 REGULAR SEASON OPPONENTS INDIVIDUAL SINGLE-GAME HIGHS

<b>Touchdowns</b>	2	Brett Norfleet	vs. Missouri	11/24
		Rivaldo Fairweather	vs. Auburn	11/11
		Eugene Wilson III	at Florida	11/04
		Malik Nabers	at LSU	09/23
		Brian Thomas Jr.	at LSU	09/23
		LJ Martin	vs. BYU	09/16
<b>Passes Attempted</b>	42	Graham Mertz	at Florida	11/04
<b>Passes Completed</b>	26	Graham Mertz	at Florida	11/04
<b>Passing Yards</b>	320	Jayden Daniels	at LSU	09/23
<b>Yards Per Attempt</b>	11.3	Jalen Milroe	at Alabama	10/14
<b>Touchdown Passes</b>	4	Jayden Daniels	at LSU	09/23
<b>Pass Receptions</b>	8	Eugene Wilson III	at Florida	11/04
		Malik Nabers	at LSU	09/23
<b>Receiving Yards</b>	157	Kris Mitchell	vs. FIU	11/18
<b>Touchdown Receptions</b>	2	Brett Norfleet	vs. Missouri	11/24
		Rivaldo Fairweather	vs. Auburn	11/11
		Eugene Wilson III	at Florida	11/04
		Malik Nabers	at LSU	09/23
		Brian Thomas Jr.	at LSU	09/23
<b>Rushing Yards</b>	217	Cody Schrader	vs. Missouri	11/24
<b>Rushing Attempts</b>	27	Cody Schrader	vs. Missouri	11/24
<b>Rushing Average</b>	9.7	Roydell Williams	at Alabama	10/14
<b>Rushing Touchdowns</b>	2	LJ Martin	vs. BYU	09/16
<b>Yards From Scrimmage</b>	217	Cody Schrader	vs. Missouri	11/24
<b>Combined Net Yards</b>	217	Cody Schrader	vs. Missouri	11/24
<b>Interceptions Made</b>	1	Jordan Castell	at Florida	11/04
		Shawn Preston Jr.	vs. Mississippi St.	10/21
		Ashanti Cistrunk	at Ole Miss	10/07
		John Saunders Jr.	at Ole Miss	10/07
		Chris Russell Jr.	at Texas A&M	09/30
		Zy Alexander	at LSU	09/23
		Andre Sam	at LSU	09/23
		Max Tooley	vs. BYU	09/16
<b>Interceptions Thrown</b>	3	Charlie Dean	vs. Western Caro.	09/02
<b>INT Return Yards</b>	28	Ashanti Cistrunk	at Ole Miss	10/07
<b>Tackles</b>	15	Triston Newson	vs. Missouri	11/24
<b>Sacks</b>	3.0	Jalen McLeod	vs. Auburn	11/11
<b>Punts</b>	7	Daton Montiel	vs. FIU	11/18
		James Burnip	at Alabama	10/14
		Ryan Rehkow	vs. BYU	09/16
<b>Punts Inside the 20</b>	3	Jeremy Crawshaw	at Florida	11/04
<b>Punting Average</b>	52.5	Nik Constantinou	at Texas A&M	09/30
<b>Punt Returns</b>	3	Keionte Scott	vs. Auburn	11/11
		Ainias Smith	at Texas A&M	09/30
<b>Punt Return Yards</b>	131	Ainias Smith	at Texas A&M	09/30
<b>Kickoff Returns</b>	3	Trevor Etienne	at Florida	11/04
<b>Kickoff Return Yards</b>	83	Trevor Etienne	at Florida	11/04
<b>Field Goals Attempted</b>	4	Trey Smack	at Florida	11/04
		Randy Bond	at Texas A&M	09/30
<b>Field Goals Made</b>	3	Trey Smack	at Florida	11/04

### 2023 REGULAR SEASON OPPONENTS LONGEST PLAYS

<b>Run From Scrimmage</b>	49	Cody Schrader	vs. Missouri	11/24
<b>Passing Long</b>	80	Keyone Jenkins	vs. FIU	11/18
<b>Pass Reception</b>	80	Kris Mitchell	vs. FIU	11/18
<b>Interception Return</b>	28	Ashanti Cistrunk	at Ole Miss	10/07
<b>Longest Own Fumble Return</b>	74	Caleb Wooden	vs. Auburn	11/11
<b>Longest Opponent's Fumble Return</b>	74	Caleb Wooden	vs. Auburn	11/11
<b>Punt Return</b>	82	Ainias Smith	at Texas A&M	09/30
<b>Kickoff Return</b>	46	Parker Kingston	vs. BYU	09/16
<b>Punt</b>	59	Jeremy Crawshaw	at Florida	11/04
		James Burnip	at Alabama	10/14
<b>Field Goal</b>	48	Andrew Glass	vs. Kent St.	09/09
<b>Field Goal Attempt</b>	48 (2)	Andrew Glass	vs. Kent St.	09/09

# Game 1: UAPB

## ARKANSAS FIRST DOWN GAME LOG

		ARKANSAS				OPPONENTS					
DATE	OPPONENT	RUSH	PASS	PENALTY	TOTAL	DATE	OPPONENT	RUSH	PASS	PENALTY	TOTAL
9/2	Western Caro.	8	12	1	21	9/2	Western Caro.	3	10	5	18
9/9	Kent St.	11	6	2	19	9/9	Kent St.	4	8	2	14
9/16	BYU	9	11	1	21	9/16	BYU	4	10	3	17
9/23	at LSU	9	13	3	25	9/23	at LSU	9	14	3	26
9/30	at Texas A&M	4	5	1	10	9/30	at Texas A&M	10	9	0	19
10/7	at Ole Miss	5	11	1	17	10/7	at Ole Miss	11	7	3	21
10/14	at Alabama	5	6	2	13	10/14	at Alabama	11	7	0	18
10/21	Mississippi St.	9	3	0	12	10/21	Mississippi St.	5	3	2	10
11/4	at Florida	11	9	3	23	11/4	at Florida	7	13	0	20
11/11	Auburn	4	6	0	10	11/11	Auburn	23	8	1	32
11/18	FIU	14	10	0	24	11/18	FIU	4	9	1	14
11/24	Missouri	6	5	2	13	11/24	Missouri	9	5	3	17
<b>Totals</b>		<b>95</b>	<b>97</b>	<b>16</b>	<b>208</b>	<b>Totals</b>		<b>100</b>	<b>103</b>	<b>23</b>	<b>226</b>

## ARKANSAS TURNOVER CHART

		TAKEAWAYS				GIVEAWAYS				
DATE	OPPONENT	FUMBLES	INTERCEPTIONS	TOTAL	PTS OFF	FUMBLES	INTERCEPTIONS	TOTAL	PTS OFF	MARGIN
9/2	Western Caro.	1	4	5	??	0	0	0	??	+5
9/9	Kent St.	0	1	1	??	0	0	0	??	+1
9/16	BYU	1	0	1	??	1	1	2	??	-1
9/23	at LSU	0	1	1	??	0	2	2	??	-1
9/30	at Texas A&M	2	1	3	??	0	1	1	??	+2
10/7	at Ole Miss	0	0	0	??	0	2	2	??	-2
10/14	at Alabama	0	0	0	??	0	0	0	??	0
10/21	Mississippi St.	0	1	1	??	1	1	2	??	-1
11/4	at Florida	1	0	1	??	1	1	2	??	-1
11/11	Auburn	0	2	2	??	2	0	2	??	0
11/18	FIU	0	2	2	??	0	0	0	??	+2
11/24	Missouri	0	0	0	??	5	0	5	??	-5
<b>Totals</b>		<b>5</b>	<b>12</b>	<b>17</b>	<b>??</b>	<b>10</b>	<b>8</b>	<b>18</b>	<b>??</b>	<b>-1</b>

## Game 1: UAPB

### 2023 BIG YARDAGE GAMES

#### 100-YARD PASS RECEIVERS

DATE	OPPONENT	PLAYER	REC.	YDS.	AVG.	LG	TD
9/23	at LSU	Luke Hasz	6	116	19.3	59	2
11/4	at Florida	Andrew Armstrong	3	103	34.3	48	0

#### 100-YARD RUSHERS

DATE	OPPONENT	PLAYER	ATT.	YDS.	AVG.	LG	TD
11/4	at Florida	Raheim Sanders	18	103	5.7	19	0
11/18	FIU	Isaiah Augustave	14	101	7.2	25	0

### 2023 OPPONENTS BIG YARDAGE GAMES

#### 100-YARD PASS RECEIVERS

DATE	OPPONENT	PLAYER	REC.	YDS.	AVG.	LG	TD
9/23	at LSU	Malik Nabers	8	130	16.3	36	2
9/23	at LSU	Brian Thomas Jr.	5	133	26.6	49	2
11/18	FIU	Kris Mitchell	6	157	26.2	80	0

#### 100-YARD RUSHERS

DATE	OPPONENT	PLAYER	ATT.	YDS.	AVG.	LG	TD
9/30	at Texas A&M	Le'Veon Moss	17	107	6.3	30	0
11/11	Auburn	Jarquez Hunter	16	109	6.8	19	0
11/24	Missouri	Cody Schrader	27	217	8.0	49	1

#### 300-YARD PASSERS

DATE	OPPONENT	PLAYER	ATT.	YDS.	COMP.	LG	TD
9/23	at LSU	Jayden Daniels	29	320	20	49	4

**2023 REGULAR SEASON ARKANSAS ADVANCES**

DATE	OPPONENT	RUSHES	COMPLETIONS	ADVANCES	OUTCOME
09/02	Western Caro.	36	20	56	W 56-13
09/09	Kent St.	45	13	58	W 28-6
09/16	BYU	39	24	63	L 38-31
09/23	at LSU	37	21	58	L 34-31
09/30	at Texas A&M	39	9	48	L 34-22
10/07	at Ole Miss	29	25	54	L 27-20
10/14	at Alabama	36	14	50	L 24-21
10/21	Mississippi St.	37	19	56	L 7-3
11/04	at Florida	47	20	67	W 39-36 OT
11/11	Auburn	32	12	44	L 48-10
11/18	FIU	54	16	70	W 44-20
11/24	Missouri	41	14	55	L 48-14
<b>TOTALS</b>		<b>472</b>	<b>207</b>	<b>679</b>	

**2023 REGULAR SEASON OPPONENT ADVANCES**

DATE	OPPONENT	RUSHES	COMPLETIONS	ADVANCES	OUTCOME
09/02	Western Caro.	30	25	55	W 56-13
09/09	Kent St.	36	11	47	W 28-6
09/16	BYU	31	14	45	L 38-31
09/23	at LSU	29	20	49	L 34-31
09/30	at Texas A&M	39	17	56	L 34-22
10/07	at Ole Miss	45	16	61	L 27-20
10/14	at Alabama	42	10	52	L 24-21
10/21	Mississippi St.	36	8	44	L 7-3
11/04	at Florida	28	26	54	W 39-36 OT
11/11	Auburn	55	12	67	L 48-10
11/18	FIU	23	21	44	W 44-20
11/24	Missouri	43	12	55	L 48-14
<b>TOTALS</b>		<b>437</b>	<b>192</b>	<b>629</b>	

**ARKANSAS RECORD WHEN:**

Having 45 or more advances	4 - 7
Having 50 or more advances	4 - 6
Having less than 45 advances	0 - 1
Having less than 50 advances	0 - 2
Allowing 45 or more advances	3 - 7
Allowing 50 or more advances	2 - 5
Allowing less than 45 advances	1 - 1
Allowing less than 50 advances	2 - 3

NOTE: Advances equal to all rushing attempts plus completions.

## Game 1: UAPB

### 2023 REGULAR SEASON ARKANSAS GAME-BY-GAME OFFENSE

	09/02	09/09	09/16	09/23	09/30	10/07	10/14	10/21	11/04	11/11	11/18	11/24	Totals
	Wes	Ken	BYU	@ LSU	@ Tex	@ Ole	@ Ala	Mis	@ Flo	Aub	FIU	Mis	
<b>FIRST DOWNS</b>													
Total	21	19	21	25	10	17	13	12	23	10	24	13	<b>208</b>
Rushing	8	11	9	9	4	5	5	9	11	4	14	6	<b>95</b>
Passing	12	6	11	13	5	11	6	3	9	6	10	5	<b>97</b>
Penalty	1	2	1	3	1	1	2	0	3	0	0	2	<b>16</b>
<b>THIRD DOWNS</b>													
Attempts	13	14	13	13	15	16	14	17	18	12	15	15	<b>175</b>
Converted	6	9	2	8	5	7	4	5	8	1	6	6	<b>67</b>
Percentage	46.2%	64.3%	15.4%	61.5%	33.3%	43.8%	28.6%	29.4%	44.4%	8.3%	40.0%	40.0%	<b>38.3%</b>
<b>FOURTH DOWNS</b>													
Attempts	2	2	2	1	1	1	0	4	0	1	1	1	<b>16</b>
Converted	2	1	1	1	0	1	0	1	0	1	1	1	<b>10</b>
Percentage	100.0%	50.0%	50.0%	100.0%	0.0%	100.0%	0	25.0%	0	100.0%	100.0%	100.0%	<b>62.5%</b>
<b>TOT. OFFENSE</b>													
Net Yards	379	308	424	426	174	286	250	200	481	255	510	225	<b>3,918</b>
Plays	35	43	35	33	32	24	32	33	42	27	53	36	<b>425</b>
Avg./Play	10.8	7.2	12.1	12.9	5.4	11.9	7.8	6.1	11.5	9.4	9.6	6.3	<b>9.2</b>
<b>RUSHING</b>													
Net Yards	105	172	177	137	42	36	100	103	226	120	323	127	<b>1,668</b>
Rush. Att.	36	45	39	37	39	29	36	37	47	32	54	41	<b>472</b>
Avg./Att.	2.0	3.0	4.0	3.0	1.0	1.0	2.0	2.0	4.0	3.0	5.0	3.0	<b>3.5</b>
<b>PASSING</b>													
Net Yards	274	136	247	289	132	250	150	97	255	135	187	98	<b>2,250</b>
Attempts	25	19	35	31	17	39	24	31	31	20	29	22	<b>323</b>
Completions	20	13	24	21	9	25	14	19	20	12	16	14	<b>207</b>
Intercepted	0	0	1	2	1	2	0	1	1	0	0	0	<b>8</b>
Gross Yards	287	151	266	316	173	283	188	133	276	163	195	151	<b>2,582</b>
Sacked	1.0	2.0	4.0	4.0	7.0	5.0	4.0	4.0	5.0	5.0	1.0	5.0	<b>47.0</b>
Yards Lost	13	15	19	27	41	33	38	36	21	28	8	53	<b>332</b>
<b>ADVANCES</b>													
Rushes	36	45	39	37	39	29	36	37	47	32	54	41	<b>472</b>
Completions	20	13	24	21	9	25	14	19	20	12	16	14	<b>207</b>
Totals	56	58	63	58	48	54	50	56	67	44	70	55	<b>679</b>
Total Drives	35	26	42	33	37	33	33	27	45	36	41	37	<b>425</b>
<b>PENALTIES</b>													
Number	7	4	14	11	0	10	2	5	6	4	6	7	<b>76</b>
Yards	86	34	125	69	0	70	13	60	45	35	70	58	<b>665</b>
<b>FUMBLES</b>													
Number	2	1	2	2	2	2	0	2	3	2	0	6	<b>24</b>
Lost	0	0	1	0	0	0	0	1	1	2	0	5	<b>10</b>
<b>PUNTING</b>													
Yards	245	134	239	53	267	178	377	287	146	351	128	259	<b>2,664</b>
Punts	5	3	6	1	5	4	7	6	3	8	3	6	<b>57</b>
Net Avg.	48.0	44.0	38.0	53.0	38.0	36.0	52.0	42.0	23.0	33.0	42.0	44.0	<b>39.6</b>
Gross Avg.	49.0	44.0	39.0	53.0	53.0	44.0	53.0	47.0	48.0	43.0	42.0	43.0	<b>46.7</b>



## Game 1: UAPB

### SCORING

Points	56	28	31	31	22	20	21	3	39	10	44	14	<b>319</b>
Q1	21	7	14	3	3	7	6	3	14	3	7	0	<b>88</b>
Q2	14	7	10	10	3	0	0	0	3	0	24	0	<b>71</b>
Q3	7	7	7	3	10	6	7	0	3	0	7	0	<b>57</b>
Q4	14	7	0	15	6	7	8	0	13	7	6	14	<b>97</b>
OT	0	0	0	0	0	0	0	0	6	0	0	0	<b>6</b>
TD Rushing	3	1	2	0	0	0	0	0	1	0	1	1	<b>9</b>
TD Passing	4	2	1	3	1	2	2	0	2	1	3	1	<b>22</b>
TD KO Returns	0	0	0	0	0	0	0	0	0	0	0	0	<b>0</b>
TD Punt Returns	0	0	1	0	0	0	0	0	0	0	0	0	<b>1</b>
TD Def. Returns	0	0	0	0	1	0	0	0	0	0	0	1	<b>2</b>
FG Attempts	0	0	2	3	3	2	2	1	5	1	5	0	<b>24</b>
FG Made	0	0	1	3	3	2	2	1	4	1	3	0	<b>20</b>
Safety	0	0	0	0	0	0	0	0	0	0	0	0	<b>0</b>
2-Pt Attempts	0	0	0	1	1	0	1	0	0	0	0	0	<b>3</b>
2-Pt Made	0	0	0	1	0	0	1	0	0	0	0	0	<b>2</b>
Time of Possession	29:16	32:15	35:09	34:21	29:27	32:31	30:10	31:24	29:45	21:44	33:51	28:45	<b>368.8</b>

# Game 1: UAPB

## ARKANSAS RAZORBACKS / ALL THROUGH FRIDAY, NOVEMBER 24, 2023

RUSHING	SEASON									CAREER								
	GP	ATT	GAIN	LOSS	NET	AVG	TD	LG	AVG/G	GP	ATT	GAIN	LOSS	NET	AVG	TD	LG	AVG/G
K. Jefferson	12	161	731	284	447	2.8	2	26	37.25	43	514	2552	716	1836	3.6	20	49	42.7
A. Green	12	67	329	17	312	4.7	2	55	26.00	36	199	994	43	949	4.8	6	55	26.4
R. Dubinion	10	82	290	30	260	3.2	1	15	26.00	22	151	605	58	547	3.6	6	26	24.9
R. Sanders	6	62	234	25	209	3.4	2	19	34.83	31	376	2136	73	2063	5.5	16	76	66.5
I. Augustave	12	35	203	1	202	5.8	1	25	16.83	12	35	203	1	202	5.8	1	25	16.8
D. Johnson	10	31	175	8	167	5.4	1	41	16.70	33	136	804	19	785	5.8	8	48	23.8
J. Criswell	4	23	105	61	44	1.9	0	60	11.00	4	23	105	61	44	1.9	0	60	11.0
I. Sategna	12	1	28	0	28	28.0	0	28	2.33	16	1	28	0	28	28.0	0	28	1.8
T. Broden	12	1	9	0	9	9.0	0	9	0.75	12	1	9	0	9	9.0	0	9	0.8
M. Fletcher	12	1	8	0	8	8.0	0	8	0.67	20	1	8	0	8	8.0	0	8	0.4
J. Wilson	12	1	4	0	4	4.0	0	4	0.33	21	1	4	0	4	4.0	0	4	0.2
A. Armstrong	12	1	3	0	3	3.0	0	3	0.25	12	1	3	0	3	3.0	0	3	0.3
I. TeSlaa	12	1	0	0	0	0.0	0	0	0.00	12	1	0	0	0	0.0	0	0	0.0
<b>TEAM</b>	12	467	2119	426	1,693	3.6	9	60	141.08									
<b>OPPONENTS</b>	12	432	2152	279	1,873	4.3	13	49	156.08									

PASSING	SEASON										CAREER									
	GP	EFFIC	COMP	ATT	INT	PCT	YDS	TD	LG	AVG/G	GP	EFFIC	COMP	ATT	INT	PCT	YDS	TD	LG	AVG/G
K. Jefferson	12	139.76	190	296	8	64.2	2,107	19	65	175.6	43	152.49	607	931	17	65.2	7526	65	91	175.0
J. Criswell	4	144.12	17	27	0	63.0	143	3	21	35.8	4	144.12	17	27	0	63.0	143	3	21	35.8
<b>TEAM</b>	12	140.12	207	323	8	64.1	2,250	22	65	187.5										
<b>OPPONENTS</b>	12	140.97	192	318	12	60.4	2,433	23	80	202.8										

RECEIVING	SEASON								CAREER							
	GP	NO.	YDS	AVG	TD	LG	AVG/G	GP	NO.	YDS	AVG	TD	LG	AVG/G		
A. Armstrong	12	56	764	13.6	5	48	63.67	12	56	764	13.6	5	48	63.7		
I. TeSlaa	12	34	351	10.3	2	36	29.25	12	34	351	10.3	2	36	29.3		
L. Hasz	5	16	253	15.8	3	59	50.60	5	16	253	15.8	3	59	50.6		
T. Broden	12	15	109	7.3	3	19	9.08	12	15	109	7.3	3	19	9.1		
I. Sategna	12	15	129	8.6	2	35	10.75	16	17	141	8.3	2	35	8.8		
J. Wilson	12	15	199	13.3	2	65	16.58	21	18	248	13.8	2	65	11.8		
R. Dubinion	10	14	85	6.1	1	26	8.50	22	26	193	7.4	2	29	8.8		
T. Washington	9	11	170	15.5	2	34	18.89	13	12	187	15.6	3	34	14.4		
R. Sanders	6	10	75	7.5	0	38	12.50	31	47	380	8.1	2	38	12.3		
A. Green	12	6	25	4.2	1	11	2.08	36	19	184	9.7	2	48	5.1		
N. Bax	12	5	31	6.2	0	11	2.58	43	8	47	5.9	0	11	1.1		
I. Augustave	12	3	7	2.3	0	4	0.58	12	3	7	2.3	0	4	0.6		
V. Gumms	10	3	26	8.7	0	25	2.60	10	3	26	8.7	0	25	2.6		
D. Johnson	10	2	4	2.0	0	6	0.40	33	9	75	8.3	1	43	2.3		
D. Dozier	4	1	14	14.0	1	14	3.50	4	1	14	14.0	1	14	3.5		
F. Sherman	11	1	8	8.0	0	8	0.73	11	1	8	8.0	0	8	0.7		
<b>TEAM</b>	12	207	2,250	10.9	22	65	187.50									
<b>OPPONENTS</b>	12	192	2,433	12.7	22	80	202.75									

TOTAL OFFENSE	SEASON						CAREER					
	GP	PLAYS	RUSH	PASS	TOTAL	AVG/G	GP	PLAYS	RUSH	PASS	TOTAL	AVG/G
K. Jefferson	12	457	447	2107	2554	212.83	43	1445	1836	7538	9374	218.0
R. Dubinion	10	82	260	0	260	26.00	22	151	547	0	547	24.9
A. Green	12	67	312	0	312	26.00	36	199	951	0	951	26.4
R. Sanders	6	62	209	0	209	34.83	31	376	2063	0	2063	66.5
J. Criswell	4	50	44	143	187	46.75	4	50	44	143	187	46.8
I. Augustave	12	35	202	0	202	16.83	12	35	202	0	202	16.8
D. Johnson	10	31	167	0	167	16.70	33	136	785	0	785	23.8
J. Wilson	12	1	4	0	4	0.33	21	1	4	0	4	0.2
M. Fletcher	12	1	8	0	8	0.67	20	1	8	0	8	0.4
I. Sategna	12	1	28	0	28	2.33	16	1	28	0	28	1.8
I. TeSlaa	12	1	0	0	0	0.00	12	1	0	0	0	0.0
T. Broden	12	1	9	0	9	0.75	12	1	9	0	9	0.8
A. Armstrong	12	1	3	0	3	0.25	12	1	3	0	3	0.3
<b>TEAM</b>	12	790	1693	2250	3943	141.08						
<b>OPPONENTS</b>	12	750	1873	2433	4306	156.08						

## Game 1: UAPB

SCORING	SEASON									CAREER								
	TD	FG	KICK	RUSH	RCV	PASS	DXP	SAF	PTS	TD	FG	KICK	RUSH	RCV	PASS	DXP	SAF	PTS
C. Little	--	20-24	33-33	--	--	--	--	--	93	--	52-63	124-124	--	--	--	--	--	280
A. Armstrong	5	--	--	--	1	--	--	--	32	5	--	--	--	1	--	--	--	32
L. Hasz	3	--	--	--	1	--	--	--	20	3	--	--	--	1	--	--	--	20
I. Sategna	3	--	--	0-1	--	--	--	--	18	3	--	--	0-1	--	--	--	--	18
T. Broden	3	--	--	--	--	--	--	--	18	3	--	--	--	--	--	--	--	18
A. Green	3	--	--	--	--	--	--	--	18	8	--	--	--	--	--	--	--	48
K. Jefferson	2	--	--	--	--	2-2	--	--	12	20	--	--	0-2	--	5-8	--	--	120
T. Washington	2	--	--	--	--	--	--	--	12	3	--	--	--	--	--	--	--	18
I. TeSlaa	2	--	--	--	--	--	--	--	12	2	--	--	--	--	--	--	--	12
R. Dubinion	2	--	--	--	--	--	--	--	12	8	--	--	--	1	--	--	--	50
J. Wilson	2	--	--	--	--	--	--	--	12	2	--	--	--	1	--	--	--	14
R. Sanders	2	--	--	--	--	--	--	--	12	18	--	--	1-1	--	--	--	--	110
B. Spence	1	--	--	--	--	--	--	--	6	1	--	--	--	--	--	--	--	6
J. Braxton	1	--	--	--	--	--	--	--	6	1	--	--	--	--	--	--	--	6
A. Walcott	1	--	--	--	--	--	--	--	6	1	--	--	--	--	--	--	--	6
I. Augustine	1	--	--	--	--	--	--	--	6	1	--	--	--	--	--	--	--	6
L. Johnson	1	--	--	--	--	--	--	--	6	1	--	--	--	--	--	--	--	6
D. Dozier	1	--	--	--	--	--	--	--	6	1	--	--	--	--	--	--	--	6
D. Johnson	1	--	--	--	--	--	--	--	6	9	--	--	1-1	--	--	--	--	56
A. Grier	1	--	--	--	--	--	--	--	6	1	--	--	--	--	--	--	--	6
TEAM	37	20-24	33-33	--	2	2-2	--	--	319									
OPPONENTS	40	19-26	38-39	--	--	--	--	--	335									

PUNT RETURNS	SEASON					CAREER				
	NO.	YDS	AVG	TD	LG	NO.	YDS	AVG	TD	LG
I. Sategna	15	180	12.0	1	88	15	180	12.0	1	88
TEAM	15	180	12.0	1	88					
OPPONENTS	18	345	19.2	2	82					

KICK RETURNS	SEASON					CAREER				
	NO.	YDS	AVG	TD	LG	NO.	YDS	AVG	TD	LG
I. Sategna	23	500	21.7	0	36	23	500	21.7	0	36
TEAM	23	500	21.7	0	36					
OPPONENTS	9	209	23.2	0	46					

INTERCEPTIONS	SEASON					CAREER				
	NO.	YDS	AVG	TD	LG	NO.	YDS	AVG	TD	LG
D. McGlothorn	3	73	24.3	0	42	7	121	17.3	0	51
A. Walcott	3	32	10.7	1	33	3	32	10.7	1	33
B. Spence	1	85	85.0	1	85	1	85	85.0	1	85
A. Grier	1	25	25.0	1	25	1	25	25.0	1	25
L. Johnson	1	20	20.0	1	20	1	20	20.0	1	20
J. Braxton	1	0	0.0	0	0	1	0	0.0	0	0
H. Clark	1	0	0.0	0	0	5	18	3.6	0	18
J. Johnson	1	0	0.0	0	0	1	0	0.0	0	0
TEAM	12	235	19.6	4	85					
OPPONENTS	8	80	10.0	1	28					

FUMBLE RETURNS	SEASON					CAREER				
	NO.	YDS	AVG	TD	LG	NO.	YDS	AVG	TD	LG
No Players										
TEAM	0	0	0	0	0					
OPPONENTS	0	0	0	0	0					

## Game 1: UAPB

ALL PURPOSE	SEASON								CAREER							
	GP	RUSH	RCV	PR	KR	IR	TOTAL	AVG/G	GP	RUSH	RCV	PR	KR	IR	TOTAL	AVG/G
I. Sategna	12	28	129	180	500	0	837	69.75	16	28	141	180	500	0	849	53.1
B. Spence	11	0	0	0	0	85	85	7.73	11	0	0	0	0	85	85	7.7
J. Wilson	12	4	199	0	0	0	203	16.92	21	4	248	0	0	0	252	12.0
A. Armstrong	12	3	764	0	0	0	767	63.92	12	3	764	0	0	0	767	63.9
I. TeSlaa	12	0	351	0	0	0	351	29.25	12	0	351	0	0	0	351	29.3
R. Sanders	6	209	75	0	0	0	284	47.33	31	2,063	380	0	19	0	2,462	79.4
A. Green	12	312	25	0	0	0	337	28.08	36	951	184	0	240	0	1,375	38.2
I. Augustave	12	202	7	0	0	0	209	17.42	12	202	7	0	0	0	209	17.4
L. Hasz	5	0	253	0	0	0	253	50.60	5	0	253	0	0	0	253	50.6
D. McGlothorn	9	0	0	0	0	73	73	8.11	21	0	0	0	0	121	121	5.8
R. Dubinion	10	260	85	0	0	0	345	34.50	22	547	193	3	0	0	743	33.8
D. Dozier	4	0	14	0	0	0	14	3.50	4	0	14	0	0	0	14	3.5
D. Johnson	10	167	4	0	0	0	171	17.10	33	785	75	0	0	0	860	26.1
K. Jefferson	12	447	0	0	0	0	447	37.25	43	1,836	-8	0	0	0	1,828	42.5
T. Broden	12	9	109	0	0	0	118	9.83	12	9	109	0	0	0	118	9.8
L. Johnson	12	0	0	0	0	20	20	1.67	12	0	0	0	0	20	20	1.7
M. Fletcher	12	8	0	0	0	0	8	0.67	20	8	0	0	0	0	8	0.4
F. Sherman	11	0	8	0	0	0	8	0.73	11	0	8	0	0	0	8	0.7
J. Criswell	4	44	0	0	0	0	44	11.00	4	44	0	0	0	0	44	11.0
N. Bax	12	0	31	0	0	0	31	2.58	43	0	47	0	0	0	47	1.1
A. Grier	11	0	0	0	0	25	25	2.27	11	0	0	0	0	25	25	2.3
V. Gumms	10	0	26	0	0	0	26	2.60	10	0	26	0	0	0	26	2.6
T. Washington	9	0	170	0	0	0	170	18.89	13	0	187	0	0	0	187	14.4
A. Walcott	12	0	0	0	0	32	32	2.67	12	0	0	0	0	32	32	2.7
TEAM	12	1693	2250	180	500	235	4858	404.83								
OPPONENTS	12	1873	2433	345	209	80	4940	411.67								

FIELD GOALS	SEASON				CAREER			
	ATT	GOOD	LONG	BLK	ATT	GOOD	LONG	BLK
C. Little	24	20	56	0	63	52	56	0
TEAM	24	20	56	0				
OPPONENTS	26	19	48	0				

PUNTING	SEASON					CAREER				
	NO.	YDS	AVG	LG	BLK	NO.	YDS	AVG	LG	BLK
M. Fletcher	57	2,664	46.7	71	0	92	3,975	43.2	71	0
TEAM	57	2,664	46.7	71	0					
OPPONENTS	60	2,580	43.0	59	0					

KICKOFFS	SEASON					CAREER				
	NO.	YDS	AVG	TB	OB	NO.	YDS	AVG	TB	OB
C. Little	62	3,981	64.2	9	0	68	4,323	63.6	9	1
B. Ford	3	141	47.0	2	0	3	141	47.0	2	0
TEAM	65	4,122	63.4	11	0					
OPPONENTS	70	4,396	62.8	37	1					

## Game 1: UAPB

### 2023 REGULAR SEASON INDIVIDUAL GAME-BY-GAME STATS

RECEIVING:		ANDREW ARMSTRONG					ISAIAH AUGUSTAVE					NATHAN BAX					TYRONE BRODEN				
DATE	OPP.	NO.	YDS	AVG	LG	TD	NO.	YDS	AVG	LG	TD	NO.	YDS	AVG	LG	TD	NO.	YDS	AVG	LG	TD
09/02	Western Caro.	5	78	15.6	29	1	0	0	0.0	--	0	0	0	0.0	--	0	1	3	3.0	3	0
09/09	Kent St.	4	21	5.3	9	2	0	0	0.0	--	0	0	0	0.0	--	0	0	0	0.0	--	0
09/16	BYU	9	98	10.9	21	0	0	0	0.0	--	0	0	0	0.0	--	0	1	12	12.0	12	0
09/23	at LSU	6	76	12.7	22	0	0	0	0.0	--	0	0	0	0.0	--	0	3	31	10.3	19	1
09/30	at Texas A&M	3	78	26.0	48	1	0	0	0.0	--	0	0	0	0.0	--	0	0	0	0.0	--	0
10/07	at Ole Miss	8	86	10.8	21	0	0	0	0.0	--	0	0	0	0.0	--	0	2	23	11.5	16	0
10/14	at Alabama	4	48	12.0	21	0	0	0	0.0	--	0	0	0	0.0	--	0	0	0	0.0	--	0
10/21	Mississippi St.	4	35	8.8	19	0	0	0	0.0	--	0	0	0	0.0	--	0	2	15	7.5	9	0
11/04	at Florida	3	103	34.3	48	0	0	0	0.0	--	0	0	0	0.0	--	0	3	15	5.0	10	1
11/11	Auburn	2	34	17.0	31	0	0	0	0.0	--	0	2	15	7.5	10	0	1	6	6.0	6	0
11/18	FIU	4	67	16.8	27	0	0	0	0.0	--	0	1	11	11.0	11	0	2	4	2.0	4	1
11/24	Missouri	4	40	10.0	18	1	3	7	2.3	4	0	2	5	2.5	4	0	0	0	0.0	--	0
<b>TOTALS</b>		<b>56</b>	<b>764</b>	<b>13.6</b>	<b>48</b>	<b>5</b>	<b>3</b>	<b>7</b>	<b>2.3</b>	<b>4</b>	<b>0</b>	<b>5</b>	<b>31</b>	<b>6.2</b>	<b>11</b>	<b>0</b>	<b>15</b>	<b>109</b>	<b>7.3</b>	<b>19</b>	<b>3</b>

RECEIVING:		DAVION DOZIER					RASHOD DUBINION					AJ GREEN					VAR'KEYES GUMMS				
DATE	OPP.	NO.	YDS	AVG	LG	TD	NO.	YDS	AVG	LG	TD	NO.	YDS	AVG	LG	TD	NO.	YDS	AVG	LG	TD
09/02	Western Caro.	1	14	14.0	14	1	1	1	1.0	1	0	0	0	0.0	--	0	<i>DNP</i>				
09/09	Kent St.	<i>DNP</i>					0	0	0.0	--	0	1	7	7.0	7	0	0	0	0.0	--	0
09/16	BYU	<i>DNP</i>					1	7	7.0	7	0	1	7	7.0	7	0	0	0	0.0	--	0
09/23	at LSU	<i>DNP</i>					3	35	11.7	26	0	0	0	0.0	--	0	0	0	0.0	--	0
09/30	at Texas A&M	<i>DNP</i>					0	0	0.0	--	0	0	0	0.0	--	0	1	2	2.0	2	0
10/07	at Ole Miss	<i>DNP</i>					2	15	7.5	16	0	1	-3	-3.0	--	0	<i>DNP</i>				
10/14	at Alabama	<i>DNP</i>					1	14	14.0	14	1	1	-5	-5.0	--	0	1	25	25.0	25	0
10/21	Mississippi St.	<i>DNP</i>					5	11	2.2	8	0	0	0	0.0	--	0	0	0	0.0	--	0
11/04	at Florida	<i>DNP</i>					<i>DNP</i>					1	8	8.0	8	1	0	0	0.0	--	0
11/11	Auburn	0	0	0.0	--	0	1	2	2.0	2	0	0	0	0.0	--	0	0	0	0.0	--	0
11/18	FIU	0	0	0.0	--	0	0	0	0.0	--	0	0	0	0.0	--	0	0	0	0.0	--	0
11/24	Missouri	0	0	0.0	--	0	<i>DNP</i>					1	11	11.0	11	0	1	-1	-1.0	--	0
<b>TOTALS</b>		<b>1</b>	<b>14</b>	<b>14.0</b>	<b>14</b>	<b>1</b>	<b>14</b>	<b>85</b>	<b>6.1</b>	<b>26</b>	<b>1</b>	<b>6</b>	<b>25</b>	<b>4.2</b>	<b>11</b>	<b>1</b>	<b>3</b>	<b>26</b>	<b>8.7</b>	<b>25</b>	<b>0</b>

RECEIVING:		LUKE HASZ					DOMINIQUE JOHNSON					RAHEIM SANDERS					ISAIAH SATEGNA				
DATE	OPP.	NO.	YDS	AVG	LG	TD	NO.	YDS	AVG	LG	TD	NO.	YDS	AVG	LG	TD	NO.	YDS	AVG	LG	TD
09/02	Western Caro.	2	19	9.5	14	0	0	0	0.0	--	0	2	-4	-2.0	--	0	2	14	7.0	13	0
09/09	Kent St.	3	26	8.7	10	0	0	0	0.0	--	0	<i>DNP</i>					0	0	0.0	--	0
09/16	BYU	4	78	19.5	30	1	1	-2	-2.0	--	0	<i>DNP</i>					1	5	5.0	5	0
09/23	at LSU	6	116	19.3	59	2	0	0	0.0	--	0	<i>DNP</i>					0	0	0.0	--	0
09/30	at Texas A&M	1	14	14.0	14	0	0	0	0.0	--	0	2	36	18.0	38	0	1	2	2.0	2	0
10/07	at Ole Miss	<i>DNP</i>					<i>DNP</i>					3	26	8.7	20	0	0	0	0.0	--	0
10/14	at Alabama	<i>DNP</i>					0	0	0.0	--	0	<i>DNP</i>					2	19	9.5	14	1
10/21	Mississippi St.	<i>DNP</i>					1	6	6.0	6	0	<i>DNP</i>					2	-7	-3.5	--	0
11/04	at Florida	<i>DNP</i>					<i>DNP</i>					2	14	7.0	10	0	3	22	7.3	14	0
11/11	Auburn	<i>DNP</i>					0	0	0.0	--	0	1	3	3.0	3	0	1	35	35.0	35	0
11/18	FIU	<i>DNP</i>					0	0	0.0	--	0	0	0	0.0	--	0	2	37	18.5	32	1
11/24	Missouri	<i>DNP</i>					0	0	0.0	--	0	<i>DNP</i>					1	2	2.0	2	0
<b>TOTALS</b>		<b>16</b>	<b>253</b>	<b>15.8</b>	<b>59</b>	<b>3</b>	<b>2</b>	<b>4</b>	<b>2.0</b>	<b>6</b>	<b>0</b>	<b>10</b>	<b>75</b>	<b>7.5</b>	<b>38</b>	<b>0</b>	<b>15</b>	<b>129</b>	<b>8.6</b>	<b>35</b>	<b>2</b>

Game 1: UAPB

RECEIVING:	FRANCIS SHERMAN					ISAAC TESLAA					TY WASHINGTON					JAEDON WILSON				
DATE OPP.	NO.	YDS	AVG	LG	TD	NO.	YDS	AVG	LG	TD	NO.	YDS	AVG	LG	TD	NO.	YDS	AVG	LG	TD
09/02 Western Caro.	0	0	0.0	--	0	3	66	22.0	31	1	0	0	0.0	--	0	3	83	27.7	65	1
09/09 Kent St.	0	0	0.0	--	0	3	51	17.0	36	0	0	0	0.0	--	0	2	31	15.5	31	0
09/16 BYU	0	0	0.0	--	0	4	26	6.5	15	0	0	0	0.0	--	0	2	16	8.0	13	0
09/23 at LSU						3	31	10.3	17	0	0	0	0.0	--	0	0	0	0.0	--	0
09/30 at Texas A&M	0	0	0.0	--	0	1	0	0.0	--	0	0	0	0.0	--	0	0	0	0.0	--	0
10/07 at Ole Miss	0	0	0.0	--	0	1	7	7.0	7	0	7	90	12.9	34	2	1	6	6.0	6	0
10/14 at Alabama	0	0	0.0	--	0	4	25	6.3	8	0	1	24	24.0	24	0	0	0	0.0	--	0
10/21 Mississippi St.	0	0	0.0	--	0	2	11	5.5	7	0	1	19	19.0	19	0	2	7	3.5	4	0
11/04 at Florida	0	0	0.0	--	0	4	31	7.8	18	0	2	37	18.5	25	0	2	25	12.5	16	0
11/11 Auburn	1	8	8.0	8	0	3	32	10.7	12	1	<i>DNP</i>					0	0	0.0	--	0
11/18 FIU	0	0	0.0	--	0	4	37	9.3	13	0	<i>DNP</i>					3	31	10.3	15	1
11/24 Missouri	0	0	0.0	--	0	2	34	17.0	21	0	<i>DNP</i>					0	0	0.0	--	0
<b>TOTALS</b>	<b>1</b>	<b>8</b>	<b>8.0</b>	<b>8</b>	<b>0</b>	<b>34</b>	<b>351</b>	<b>10.3</b>	<b>36</b>	<b>2</b>	<b>11</b>	<b>170</b>	<b>15.5</b>	<b>34</b>	<b>2</b>	<b>15</b>	<b>199</b>	<b>13.3</b>	<b>65</b>	<b>2</b>

Game 1: UAPB

2023 REGULAR SEASON INDIVIDUAL GAME-BY-GAME STATS

RUSHING:		ANDREW ARMSTRONG					ISAIAH AUGUSTAVE					TYRONE BRODEN				
DATE	OPP.	NO.	YDS	AVG	LG	TD	NO.	YDS	AVG	LG	TD	NO.	YDS	AVG	LG	TD
09/02	Western Caro.	0	0	0.0	--	0	4	20	5.0	8	0	0	0	0.0	--	0
09/09	Kent St.	0	0	0.0	--	0	0	0	0.0	--	0	0	0	0.0	--	0
09/16	BYU	0	0	0.0	--	0	0	0	0.0	--	0	1	9	9.0	9	0
09/23	at LSU	0	0	0.0	--	0	0	0	0.0	--	0	0	0	0.0	--	0
09/30	at Texas A&M	0	0	0.0	--	0	2	1	0.5	1	0	0	0	0.0	--	0
10/07	at Ole Miss	0	0	0.0	--	0	0	0	0.0	--	0	0	0	0.0	--	0
10/14	at Alabama	0	0	0.0	--	0	0	0	0.0	--	0	0	0	0.0	--	0
10/21	Mississippi St.	0	0	0.0	--	0	0	0	0.0	--	0	0	0	0.0	--	0
11/04	at Florida	0	0	0.0	--	0	0	0	0.0	--	0	0	0	0.0	--	0
11/11	Auburn	0	0	0.0	--	0	0	0	0.0	--	0	0	0	0.0	--	0
11/18	FIU	1	3	3.0	3	0	14	101	7.2	25	0	0	0	0.0	--	0
11/24	Missouri	0	0	0.0	--	0	15	80	5.3	13	1	0	0	0.0	--	0
<b>TOTALS</b>		<b>1</b>	<b>3</b>	<b>3.0</b>	<b>3</b>	<b>0</b>	<b>35</b>	<b>202</b>	<b>5.8</b>	<b>25</b>	<b>1</b>	<b>1</b>	<b>9</b>	<b>9.0</b>	<b>9</b>	<b>0</b>

RUSHING:		JACOLBY CRISWELL					RASHOD DUBINION					MAX FLETCHER				
DATE	OPP.	NO.	YDS	AVG	LG	TD	NO.	YDS	AVG	LG	TD	NO.	YDS	AVG	LG	TD
09/02	Western Caro.	1	0	0.0	--	0	3	15	5.0	7	0	0	0	0.0	--	0
09/09	Kent St.			DNP			10	34	3.4	9	1	0	0	0.0	--	0
09/16	BYU			DNP			13	47	3.6	15	0	0	0	0.0	--	0
09/23	at LSU			DNP			15	78	5.2	15	0	1	8	8.0	8	0
09/30	at Texas A&M			DNP			6	3	0.5	5	0	0	0	0.0	--	0
10/07	at Ole Miss			DNP			4	10	2.5	11	0	0	0	0.0	--	0
10/14	at Alabama			DNP			14	26	1.9	5	0	0	0	0.0	--	0
10/21	Mississippi St.			DNP			14	47	3.4	8	0	0	0	0.0	--	0
11/04	at Florida			DNP					DNP			0	0	0.0	--	0
11/11	Auburn	6	64	10.7	60	0	1	3	3.0	3	0	0	0	0.0	--	0
11/18	FIU	1	3	3.0	3	0	2	-3	-1.5	3	0	0	0	0.0	--	0
11/24	Missouri	15	-23	-1.5	8	0			DNP			0	0	0.0	--	0
<b>TOTALS</b>		<b>23</b>	<b>44</b>	<b>1.9</b>	<b>60</b>	<b>0</b>	<b>82</b>	<b>260</b>	<b>3.2</b>	<b>15</b>	<b>1</b>	<b>1</b>	<b>8</b>	<b>8.0</b>	<b>8</b>	<b>0</b>

RUSHING:		AJ GREEN					KJ JEFFERSON					DOMINIQUE JOHNSON				
DATE	OPP.	NO.	YDS	AVG	LG	TD	NO.	YDS	AVG	LG	TD	NO.	YDS	AVG	LG	TD
09/02	Western Caro.	4	22	5.5	9	0	5	11	2.2	17	1	3	14	4.7	7	0
09/09	Kent St.	15	82	5.5	23	0	13	48	3.7	18	0	7	8	1.1	4	0
09/16	BYU	9	86	9.6	55	2	13	21	1.6	19	0	2	14	7.0	13	0
09/23	at LSU	3	0	0.0	--	0	16	48	3.0	25	0	2	3	1.5	2	0
09/30	at Texas A&M	1	5	5.0	5	0	18	-3	-0.2	10	0	1	2	2.0	2	0
10/07	at Ole Miss	0	0	0.0	--	0	17	11	0.6	16	0			DNP		
10/14	at Alabama	6	44	7.3	19	0	14	26	1.9	23	0	2	4	2.0	4	0
10/21	Mississippi St.	4	13	3.3	6	0	16	38	2.4	13	0	3	5	1.7	3	0
11/04	at Florida	10	34	3.4	9	0	17	92	5.4	25	1			DNP		
11/11	Auburn	2	3	1.5	2	0	15	50	3.3	13	0	0	0	0.0	--	0
11/18	FIU	9	23	2.6	9	0	15	90	6.0	26	0	6	62	10.3	31	1
11/24	Missouri	4	0	0.0	3	0	2	15	7.5	22	0	5	55	11.0	41	0
<b>TOTALS</b>		<b>67</b>	<b>312</b>	<b>4.7</b>	<b>55</b>	<b>2</b>	<b>161</b>	<b>447</b>	<b>2.8</b>	<b>26</b>	<b>2</b>	<b>31</b>	<b>167</b>	<b>5.4</b>	<b>41</b>	<b>1</b>

Game 1: UAPB

RUSHING:		RAHEIM SANDERS					ISAIAH SATEGNA					ISAAC TESLAA				
DATE	OPP.	NO.	YDS	AVG	LG	TD	NO.	YDS	AVG	LG	TD	NO.	YDS	AVG	LG	TD
09/02	Western Caro.	15	42	2.8	14	2	0	0	0.0	--	0	0	0	0.0	--	0
09/09	Kent St.			<i>DNP</i>			0	0	0.0	--	0	0	0	0.0	--	0
09/16	BYU			<i>DNP</i>			0	0	0.0	--	0	1	0	0.0	--	0
09/23	at LSU			<i>DNP</i>			0	0	0.0	--	0	0	0	0.0	--	0
09/30	at Texas A&M	11	34	3.1	9	0	0	0	0.0	--	0	0	0	0.0	--	0
10/07	at Ole Miss	8	15	1.9	5	0	0	0	0.0	--	0	0	0	0.0	--	0
10/14	at Alabama			<i>DNP</i>			0	0	0.0	--	0	0	0	0.0	--	0
10/21	Mississippi St.			<i>DNP</i>			0	0	0.0	--	0	0	0	0.0	--	0
11/04	at Florida	18	103	5.7	19	0	0	0	0.0	--	0	0	0	0.0	--	0
11/11	Auburn	8	0	0.0	3	0	0	0	0.0	--	0	0	0	0.0	--	0
11/18	FIU	2	15	7.5	15	0	1	28	28.0	28	0	0	0	0.0	--	0
11/24	Missouri			<i>DNP</i>			0	0	0.0	--	0	0	0	0.0	--	0
<b>TOTALS</b>		<b>62</b>	<b>209</b>	<b>3.4</b>	<b>19</b>	<b>2</b>	<b>1</b>	<b>28</b>	<b>28.0</b>	<b>28</b>	<b>0</b>	<b>1</b>	<b>0</b>	<b>0.0</b>	<b>--</b>	<b>0</b>

RUSHING:		JAEDON WILSON				
DATE	OPP.	NO.	YDS	AVG	LG	TD
09/02	Western Caro.	0	0	0.0	--	0
09/09	Kent St.	0	0	0.0	--	0
09/16	BYU	0	0	0.0	--	0
09/23	at LSU	0	0	0.0	--	0
09/30	at Texas A&M	0	0	0.0	--	0
10/07	at Ole Miss	0	0	0.0	--	0
10/14	at Alabama	0	0	0.0	--	0
10/21	Mississippi St.	0	0	0.0	--	0
11/04	at Florida	0	0	0.0	--	0
11/11	Auburn	0	0	0.0	--	0
11/18	FIU	1	4	4.0	4	0
11/24	Missouri	0	0	0.0	--	0
<b>TOTALS</b>		<b>1</b>	<b>4</b>	<b>4.0</b>	<b>4</b>	<b>0</b>



Game 1: UAPB

2023 REGULAR SEASON INDIVIDUAL GAME-BY-GAME STATS

PASSING:		RYKAR ACEBO												
DATE	OPP.	ATT	CMP	YDS	CMP%	Y/A	Y/C	TD	TD%	INT	INT%	LG	SK/YD	RATE
09/02	Western Caro.							DNP						
09/09	Kent St.							DNP						
09/16	BYU							DNP						
09/23	at LSU							DNP						
09/30	at Texas A&M							DNP						
10/07	at Ole Miss							DNP						
10/14	at Alabama							DNP						
10/21	Mississippi St.							DNP						
11/04	at Florida							DNP						
11/11	Auburn							DNP						
11/18	FIU							DNP						
11/24	Missouri							DNP						
<b>TOTALS</b>		<b>0</b>	<b>0</b>	<b>0</b>	<b>0.0%</b>	<b>0.0</b>	<b>0.0</b>	<b>0</b>	<b>0.0%</b>	<b>0</b>	<b>0.0%</b>	<b>--</b>	<b>0/0</b>	<b>0.0</b>

PASSING:		JACOLBY CRISWELL												
DATE	OPP.	ATT	CMP	YDS	CMP%	Y/A	Y/C	TD	TD%	INT	INT%	LG	SK/YD	RATE
09/02	Western Caro.	2	2	28	100.0%	14.0	14.0	1	50.0%	0	0.0%	14	0/0	158.3
09/09	Kent St.							DNP						
09/16	BYU							DNP						
09/23	at LSU							DNP						
09/30	at Texas A&M							DNP						
10/07	at Ole Miss							DNP						
10/14	at Alabama							DNP						
10/21	Mississippi St.							DNP						
11/04	at Florida							DNP						
11/11	Auburn	4	2	19	50.0%	4.8	9.5	1	25.0%	0	0.0%	11	1/8	103.1
11/18	FIU	1	1	0	100.0%	0.0	0.0	0	0.0%	0	0.0%	0	0/0	79.2
11/24	Missouri	20	12	96	60.0%	4.8	8.0	1	5.0%	0	0.0%	21	4/46	88.8
<b>TOTALS</b>		<b>27</b>	<b>17</b>	<b>143</b>	<b>63.0%</b>	<b>5.3</b>	<b>8.4</b>	<b>3</b>	<b>11.1%</b>	<b>0</b>	<b>0.0%</b>	<b>21</b>	<b>5/54</b>	<b>113.7</b>

PASSING:		CADE FORTIN												
DATE	OPP.	ATT	CMP	YDS	CMP%	Y/A	Y/C	TD	TD%	INT	INT%	LG	SK/YD	RATE
09/02	Western Caro.							DNP						
09/09	Kent St.							DNP						
09/16	BYU							DNP						
09/23	at LSU							DNP						
09/30	at Texas A&M							DNP						
10/07	at Ole Miss							DNP						
10/14	at Alabama							DNP						
10/21	Mississippi St.							DNP						
11/04	at Florida							DNP						
11/11	Auburn							DNP						
11/18	FIU							DNP						
11/24	Missouri							DNP						
<b>TOTALS</b>		<b>0</b>	<b>0</b>	<b>0</b>	<b>0.0%</b>	<b>0.0</b>	<b>0.0</b>	<b>0</b>	<b>0.0%</b>	<b>0</b>	<b>0.0%</b>	<b>--</b>	<b>0/0</b>	<b>0.0</b>

Game 1: UAPB

PASSING:		KJ JEFFERSON												
DATE	OPP.	ATT	CMP	YDS	CMP%	Y/A	Y/C	TD	TD%	INT	INT%	LG	SK/YD	RATE
09/02	Western Caro.	23	18	246	78.3%	10.7	13.7	3	13.0%	0	0.0%	65	1/13	150.8
09/09	Kent St.	19	13	136	68.4%	7.2	10.5	2	10.5%	0	0.0%	36	2/15	39.6
09/16	BYU	35	24	247	68.6%	7.1	10.3	1	2.9%	1	2.9%	30	4/19	79.2
09/23	at LSU	31	21	289	67.7%	9.3	13.8	3	9.7%	2	6.5%	59	4/27	87.5
09/30	at Texas A&M	17	9	132	52.9%	7.8	14.7	1	5.9%	1	5.9%	48	7/41	79.2
10/07	at Ole Miss	39	25	250	64.1%	6.4	10.0	2	5.1%	2	5.1%	34	5/33	39.6
10/14	at Alabama	24	14	150	58.3%	6.3	10.7	2	8.3%	0	0.0%	25	4/38	79.2
10/21	Mississippi St.	31	19	97	61.3%	3.1	5.1	0	0.0%	1	3.2%	19	4/36	77.1
11/04	at Florida	31	20	255	64.5%	8.2	12.8	2	6.5%	1	3.2%	48	5/21	74.2
11/11	Auburn	16	10	116	62.5%	7.3	11.6	0	0.0%	0	0.0%	35	4/20	84.4
11/18	FIU	28	15	187	53.6%	6.7	12.5	3	10.7%	0	0.0%	32	1/8	110.3
11/24	Missouri	2	2	2	100.0%	1.0	1.0	0	0.0%	0	0.0%	1	1/7	79.2
<b>TOTALS</b>		<b>296</b>	<b>190</b>	<b>2,107</b>	<b>64.2%</b>	<b>7.1</b>	<b>11.1</b>	<b>19</b>	<b>6.4%</b>	<b>8</b>	<b>2.7%</b>	<b>65</b>	<b>42/278</b>	<b>95.4</b>

PASSING:		MALACHI SINGLETON												
DATE	OPP.	ATT	CMP	YDS	CMP%	Y/A	Y/C	TD	TD%	INT	INT%	LG	SK/YD	RATE
09/02	Western Caro.													
09/09	Kent St.													
09/16	BYU													
09/23	at LSU													
09/30	at Texas A&M													
10/07	at Ole Miss													
10/14	at Alabama													
10/21	Mississippi St.													
11/04	at Florida													
11/11	Auburn	0	0	0	0.0%	0.0	0.0	0	0.0%	0	0.0%	0	0/0	0.0
11/18	FIU	0	0	0	0.0%	0.0	0.0	0	0.0%	0	0.0%	0	0/0	0.0
11/24	Missouri	0	0	0	0.0%	0.0	0.0	0	0.0%	0	0.0%	0	0/0	0.0
<b>TOTALS</b>		<b>0</b>	<b>0</b>	<b>0</b>	<b>0.0%</b>	<b>0.0</b>	<b>0.0</b>	<b>0</b>	<b>0.0%</b>	<b>0</b>	<b>0.0%</b>	<b>--</b>	<b>0/0</b>	<b>0.0</b>

ARKANSAS BIG PLAYS FROM SCRIMMAGE

OPPONENT	RUSHING					PASSING				
	10-19	20-29	30-39	40-49	50+	10-19	20-29	30-39	40-49	50+
9/2 Western Caro.	2	0	0	0	0	8	2	1	0	1
9/9 Kent St.	1	1	0	0	0	2	0	2	0	0
9/16 BYU	5	0	0	0	1	8	2	1	0	0
9/23 at LSU	4	1	0	0	0	7	2	1	0	1
9/30 at Texas A&M	2	0	0	0	0	3	0	1	1	0
10/7 at Ole Miss	2	0	0	0	0	6	3	1	0	0
10/14 at Alabama	2	2	0	0	0	2	3	0	0	0
10/21 Mississippi St.	1	0	0	0	0	3	0	0	0	0
11/4 at Florida	7	2	0	0	0	7	1	0	2	0
11/11 Auburn	3	0	0	0	1	3	0	2	0	0
11/18 FIU	3	4	1	0	0	8	1	1	0	0
11/24 Missouri	2	1	0	1	0	3	1	0	0	0
<b>Totals</b>	<b>34</b>	<b>11</b>	<b>1</b>	<b>1</b>	<b>2</b>	<b>60</b>	<b>15</b>	<b>10</b>	<b>3</b>	<b>2</b>

## Game 1: UAPB

### ARKANSAS

DATE	OPPONENT	FIRST QUARTER	SECOND QUARTER	FIRST HALF	THIRD QUARTER	FOURTH QUARTER	SECOND HALF	OVERTIME	TOTAL
09/02	Western Caro.	21	14	35	7	14	21	--	56
09/09	Kent St.	7	7	14	7	7	14	--	28
09/16	BYU	14	10	24	7	0	7	--	31
09/23	at LSU	3	10	13	3	15	18	--	31
09/30	at Texas A&M	3	3	6	10	6	16	--	22
10/07	at Ole Miss	7	0	7	6	7	13	--	20
10/14	at Alabama	6	0	6	7	8	15	--	21
10/21	Mississippi St.	3	0	3	0	0	0	--	3
11/04	at Florida	14	3	17	3	13	16	6	39
11/11	Auburn	3	0	3	0	7	7	--	10
11/18	FIU	7	24	31	7	6	13	--	44
11/24	Missouri	0	0	0	0	14	14	--	14
<b>Totals</b>		<b>88</b>	<b>71</b>	<b>159</b>	<b>57</b>	<b>97</b>	<b>154</b>	<b>6</b>	<b>319</b>

### OPPONENTS

DATE	OPPONENT	FIRST QUARTER	SECOND QUARTER	FIRST HALF	THIRD QUARTER	FOURTH QUARTER	SECOND HALF	OVERTIME	TOTAL
09/02	Western Caro.	3	0	3	7	3	10	--	13
09/09	Kent St.	3	3	6	0	0	0	--	6
09/16	BYU	14	7	21	10	7	17	--	38
09/23	at LSU	0	10	10	14	10	24	--	34
09/30	at Texas A&M	7	10	17	10	7	17	--	34
10/07	at Ole Miss	10	7	17	0	10	10	--	27
10/14	at Alabama	7	14	21	3	0	3	--	24
10/21	Mississippi St.	0	7	7	0	0	0	--	7
11/04	at Florida	14	3	17	6	10	16	3	36
11/11	Auburn	21	6	27	21	0	21	--	48
11/18	FIU	13	0	13	7	0	7	--	20
11/24	Missouri	10	10	20	21	7	28	--	48
<b>Totals</b>		<b>102</b>	<b>77</b>	<b>179</b>	<b>99</b>	<b>54</b>	<b>153</b>	<b>3</b>	<b>335</b>

# Game 1: UAPB

## 2023 REGULAR SEASON

### QUARTERBACK SACKS

DATE	OPPONENT	SACKS	YARDS	PLAYERS
09/02	Western Caro.	2.0	11	Taurean Carter 1.0-4.0, Keivie Rose 1.0-7.0
09/09	Kent St.	7.0	50	Trajan Jeffcoat 1.5-9.0, Jaheim Thomas 1.5-8.0, Landon Jackson 1.0-15.0, John Morgan III 1.0-6.0, Chris Paul Jr. 1.0-6.0, Anthony Booker Jr. 0.5-0.0, Keivie Rose 0.5-6.0
09/16	BYU	3.0	18	Landon Jackson 1.0-9.0, John Morgan III 1.0-6.0, Jaheim Thomas 1.0-3.0
09/23	at LSU	2.0	9	Keivie Rose 1.0-8.0, Cam Ball 0.5-0.0, Jaheim Thomas 0.5-1.0
09/30	at Texas A&M	0.0	0	--
10/07	at Ole Miss	2.0	16	Malik Chavis 1.0-11.0, Trajan Jeffcoat 1.0-5.0
10/14	at Alabama	5.0	34	Landon Jackson 3.5-24.0, Hudson Clark 0.5-3.0, Jashaud Stewart 0.5-4.0, Jaheim Thomas 0.5-3.0
10/21	Mississippi St.	1.0	4	Nico Davillier 1.0-4.0
11/04	at Florida	3.0	8	Eric Gregory 1.0-4.0, Lorando Johnson 1.0-2.0, Chris Paul Jr. 1.0-2.0
11/11	Auburn	1.0	5	Trajan Jeffcoat 1.0-5.0
11/18	FIU	3.0	21	Jordan Crook 1.0-6.0, Landon Jackson 1.0-6.0, Taurean Carter 0.5-5.0, Trajan Jeffcoat 0.5-4.0
11/24	Missouri	0.0	0	--
<b>TOTALS</b>		<b>29.0</b>	<b>176</b>	Landon Jackson 6.5-54.0, Trajan Jeffcoat 4.0-23.0, Jaheim Thomas 3.5-15.0, Keivie Rose 2.5-21.0, John Morgan III 2.0-12.0, Chris Paul Jr. 2.0-8.0, Taurean Carter 1.5-9.0, Malik Chavis 1.0-11.0, Jordan Crook 1.0-6.0, Eric Gregory 1.0-4.0, Nico Davillier 1.0-4.0, Lorando Johnson 1.0-2.0, Jashaud Stewart 0.5-4.0, Hudson Clark 0.5-3.0, Cam Ball 0.5-0.0, Anthony Booker Jr. 0.5-0.0

### QUARTERBACK HURRY

DATE	OPPONENT	QH	PLAYERS
09/02	Western Caro.	1	Taurean Carter 1
09/09	Kent St.	1	Eric Gregory 1
09/16	BYU	4	Jashaud Stewart 2, Eric Gregory 1, Jaheim Thomas 1
09/23	at LSU	1	Eric Gregory 1
09/30	at Texas A&M	2	Eric Gregory 1, Trajan Jeffcoat 1
10/07	at Ole Miss	6	Jaheim Thomas 3, Eric Gregory 1, Landon Jackson 1, Trajan Jeffcoat 1
10/14	at Alabama	1	Jordan Crook 1
10/21	Mississippi St.	3	Hudson Clark 1, Landon Jackson 1, Trajan Jeffcoat 1
11/04	at Florida	4	Trajan Jeffcoat 1, Jayden Johnson 1, Chris Paul Jr. 1, Jaheim Thomas 1
11/11	Auburn	0	--
11/18	FIU	4	Anthony Booker Jr. 1, Nico Davillier 1, Eric Gregory 1, Kee'yon Stewart 1
11/24	Missouri	2	Taurean Carter 1, Trajan Jeffcoat 1
<b>TOTALS</b>		<b>29</b>	Eric Gregory 6, Trajan Jeffcoat 5, Jaheim Thomas 5, Taurean Carter 2, Jashaud Stewart 2, Landon Jackson 2, Hudson Clark 1, Chris Paul Jr. 1, Jayden Johnson 1, Nico Davillier 1, Jordan Crook 1, Anthony Booker Jr. 1, Kee'yon Stewart 1

### PASSES DEFENSED

DATE	OPPONENT	PD	PLAYERS
09/02	Western Caro.	2	Jaylon Braxton 1, Jaheim Thomas 1
09/09	Kent St.	2	Lorando Johnson 1, Alfahiym Walcott 1
09/16	BYU	5	Jaheim Singletary 2, Jaylon Braxton 1, Hudson Clark 1, Dwight McGlothern 1
09/23	at LSU	2	Jaylon Braxton 1, Jaheim Singletary 1
09/30	at Texas A&M	4	Hudson Clark 1, Lorando Johnson 1, Dwight McGlothern 1, Jaheim Thomas 1
10/07	at Ole Miss	4	Jaylon Braxton 2, Eric Gregory 1, Chris Paul Jr. 1
10/14	at Alabama	3	Jayden Johnson 2, Jaheim Singletary 1
10/21	Mississippi St.	1	Landon Jackson 1
11/04	at Florida	6	Dwight McGlothern 3, Jayden Johnson 1, Lorando Johnson 1, Alfahiym Walcott 1
11/11	Auburn	3	Jaylon Braxton 3
11/18	FIU	3	Hudson Clark 1, Dwight McGlothern 1, John Morgan III 1
11/24	Missouri	3	Lorando Johnson 2, Hudson Clark 1
<b>TOTALS</b>		<b>38</b>	Jaylon Braxton 8, Dwight McGlothern 6, Lorando Johnson 5, Hudson Clark 4, Jaheim Singletary 4, Jayden Johnson 3, Alfahiym Walcott 2, Jaheim Thomas 2, Eric Gregory 1, Landon Jackson 1, Chris Paul Jr. 1, John Morgan III 1

## Game 1: UAPB

### 2023 REGULAR SEASON ARKANSAS RAZORBACKS OFFENSIVE HIGHS AND LOWS

HIGH	DATE	OPPONENT	CATEGORY	OPPONENT	DATE	LOW
56	9/2	vs. Western Caro.	<b>Points</b>	vs. Mississippi St.	10/21	3
24	11/18	vs. FIU	<b>Points in a Quarter</b>	vs. BYU	9/16	0
				at Ole Miss	10/7	
				at Alabama	10/14	
				vs. Mississippi St.	10/21	
				vs. Auburn	11/11	
				vs. Missouri	11/24	
35	9/2	vs. Western Caro.	<b>Points in a Half</b>	vs. Mississippi St.	10/21	0
				vs. Missouri	11/24	
8	9/2	vs. Western Caro.	<b>Total Touchdowns</b>	vs. Mississippi St.	10/21	0
53	11/18	vs. FIU	<b>Total Plays</b>	at Ole Miss	10/7	24
510	11/18	vs. FIU	<b>Total Net Yards</b>	at Texas A&M	9/30	174
25	9/23	at LSU	<b>Total First Downs</b>	at Texas A&M	9/30	10
				vs. Auburn	11/11	
14	11/18	vs. FIU	<b>First Downs Rushing</b>	at Texas A&M	9/30	4
				vs. Auburn	11/11	
13	9/23	at LSU	<b>First Downs Passing</b>	vs. Mississippi St.	10/21	3
3	9/23	at LSU	<b>First Down Penalties</b>	vs. Mississippi St.	10/21	0
				vs. Auburn	11/11	
				vs. FIU	11/18	
6.26	9/23	at LSU	<b>Average Yards Per Play</b>	vs. Mississippi St.	10/21	2.94
323	11/18	vs. FIU	<b>Total Net Yards Rushing</b>	at Ole Miss	10/7	36
54	11/18	vs. FIU	<b>Rushing Attempts</b>	at Ole Miss	10/7	29
5	11/18	vs. FIU	<b>Rushing Average Yards</b>	at Texas A&M	9/30	1
				at Ole Miss	10/7	
3	9/2	vs. Western Caro.	<b>Rushing Touchdowns</b>	at LSU	9/23	0
				at Texas A&M	9/30	
				at Ole Miss	10/7	
				at Alabama	10/14	
				vs. Mississippi St.	10/21	
				vs. Auburn	11/11	
289	9/23	at LSU	<b>Total Net Yards Passing</b>	vs. Mississippi St.	10/21	97
39	10/7	at Ole Miss	<b>Passing Attempts</b>	at Texas A&M	9/30	17
25	10/7	at Ole Miss	<b>Passing Completions</b>	at Texas A&M	9/30	9
4	9/2	vs. Western Caro.	<b>Passing Touchdowns</b>	vs. Mississippi St.	10/21	0
10	9/2	vs. Western Caro.	<b>Passing Yards Average</b>	vs. Mississippi St.	10/21	3
2	9/23	at LSU	<b>Passes Thrown for Interception</b>	vs. Western Caro.	9/2	0
				vs. Kent St.	9/9	
				at Alabama	10/14	
				vs. Auburn	11/11	
				vs. FIU	11/18	
				vs. Missouri	11/24	
7	9/30	at Texas A&M	<b>Times Sacked</b>	vs. Western Caro.	9/2	1
				vs. FIU	11/18	
7	9/30	at Texas A&M	<b>QB Sacks</b>	vs. Western Caro.	9/2	1
				vs. FIU	11/18	
53	11/24	vs. Missouri	<b>Sack Yards Lost</b>	vs. FIU	11/18	8
8	11/11	vs. Auburn	<b>Total Punts</b>	at LSU	9/23	1
377	10/14	at Alabama	<b>Total Punt Yards</b>	at LSU	9/23	53
53	9/23	at LSU	<b>Punt Gross Average Yards</b>	vs. BYU	9/16	39
53	9/23	at LSU	<b>Punt Net Average Yards</b>	at Florida	11/4	23
3	9/16	vs. BYU	<b>Punt Returns</b>	at LSU	9/23	0
				vs. Mississippi St.	10/21	
				vs. Auburn	11/11	
95	9/16	vs. BYU	<b>Punt Return Yards</b>	vs. Missouri	11/24	-1
31.7	9/16	vs. BYU	<b>Punt Return Yards Average</b>	vs. Missouri	11/24	-1.0
3	11/4	at Florida	<b>Kickoff Returns</b>	vs. Kent St.	9/9	0
				at LSU	9/23	
				at Texas A&M	9/30	
				at Ole Miss	10/7	
				at Alabama	10/14	
				vs. Mississippi St.	10/21	
				vs. FIU	11/18	
100	11/18	vs. FIU	<b>Kickoff Return Yards</b>	at Ole Miss	10/7	0
14	9/16	vs. BYU	<b>Total Penalties</b>	at Texas A&M	9/30	0
125	9/16	vs. BYU	<b>Penalty Yards</b>	at Texas A&M	9/30	0
6	11/24	vs. Missouri	<b>Total Fumbles</b>	at Alabama	10/14	0
				vs. FIU	11/18	

**Game 1: UAPB**

5	11/24	vs. Missouri	<b>Fumbles Lost</b>	vs. Western Caro.	9/2	0
				vs. Kent St.	9/9	
				at LSU	9/23	
				at Texas A&M	9/30	
				at Ole Miss	10/7	
				at Alabama	10/14	
				vs. FIU	11/18	
35.166	9/16	vs. BYU	<b>Time of Possession</b>	vs. Auburn	11/11	21.749
5	11/24	vs. Missouri	<b>Turnovers</b>	vs. Western Caro.	9/2	0
				vs. Kent St.	9/9	
				at Alabama	10/14	
				vs. FIU	11/18	
100,077	10/14	at Alabama	<b>Attendance</b>	vs. Western Caro.	9/2	44,397

## Game 1: UAPB

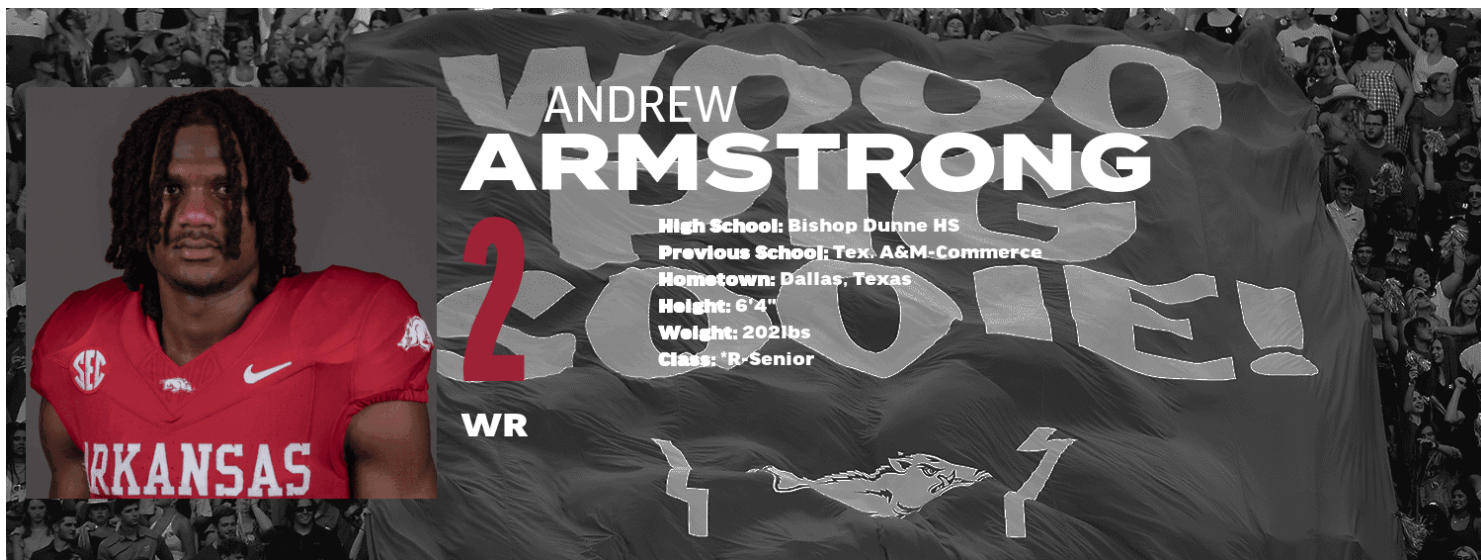
### 2023 REGULAR SEASON ARKANSAS RAZORBACKS DEFENSIVE HIGHS AND LOWS

HIGH	DATE	OPPONENT	CATEGORY	OPPONENT	DATE	LOW
48	11/11	vs. Auburn	<b>Points</b>	vs. Kent St.	9/9	6
21	11/11	vs. Auburn	<b>Points in a Quarter</b>	vs. Western Caro.	9/2	0
				vs. Kent St.	9/9	
				at LSU	9/23	
				at Ole Miss	10/7	
				at Alabama	10/14	
				vs. Mississippi St.	10/21	
				vs. Auburn	11/11	
				vs. FIU	11/18	
28	11/24	vs. Missouri	<b>Points in a Half</b>	vs. Kent St.	9/9	0
				vs. Mississippi St.	10/21	
6	11/11	vs. Auburn	<b>Total Touchdowns</b>	vs. Kent St.	9/9	0
54	11/11	vs. Auburn	<b>Total Plays</b>	vs. FIU	11/18	20
517	11/11	vs. Auburn	<b>Total Net Yards</b>	vs. Kent St.	9/9	200
32	11/11	vs. Auburn	<b>Total First Downs</b>	vs. Mississippi St.	10/21	10
23	11/11	vs. Auburn	<b>First Downs Rushing</b>	vs. Western Caro.	9/2	3
14	9/23	at LSU	<b>First Downs Passing</b>	vs. Mississippi St.	10/21	3
5	9/2	vs. Western Caro.	<b>First Down Penalties</b>	at Texas A&M	9/30	0
				at Alabama	10/14	
				at Florida	11/4	
8.78	9/23	at LSU	<b>Average Yards Per Play</b>	vs. Kent St.	9/9	3.77
354	11/11	vs. Auburn	<b>Total Net Yards Rushing</b>	vs. Kent St.	9/9	26
55	11/11	vs. Auburn	<b>Rushing Attempts</b>	vs. FIU	11/18	23
6	9/23	at LSU	<b>Rushing Average Yards</b>	vs. Kent St.	9/9	0
3	11/24	vs. Missouri	<b>Rushing Touchdowns</b>	vs. Kent St.	9/9	0
				at LSU	9/23	
				at Texas A&M	9/30	
				vs. Mississippi St.	10/21	
320	9/23	at LSU	<b>Total Net Yards Passing</b>	vs. Mississippi St.	10/21	85
42	11/4	at Florida	<b>Passing Attempts</b>	vs. Mississippi St.	10/21	12
26	11/4	at Florida	<b>Passing Completions</b>	vs. Mississippi St.	10/21	8
4	9/23	at LSU	<b>Passing Touchdowns</b>	vs. Western Caro.	9/2	0
				vs. Kent St.	9/9	
11	9/23	at LSU	<b>Passing Yards Average</b>	vs. Western Caro.	9/2	5
				vs. Missouri	11/24	
4	9/2	vs. Western Caro.	<b>Passes Thrown for Interception</b>	vs. BYU	9/16	0
				at Ole Miss	10/7	
				at Alabama	10/14	
				at Florida	11/4	
				vs. Missouri	11/24	
7	9/9	vs. Kent St.	<b>Times Sacked</b>	at Texas A&M	9/30	0
				vs. Missouri	11/24	
7	9/9	vs. Kent St.	<b>QB Sacks</b>	at Texas A&M	9/30	0
				vs. Missouri	11/24	
50	9/9	vs. Kent St.	<b>Sack Yards Lost</b>	at Texas A&M	9/30	0
				vs. Missouri	11/24	
8	10/21	vs. Mississippi St.	<b>Total Punts</b>	at LSU	9/23	2
				at Texas A&M	9/30	
				vs. Auburn	11/11	
349	10/14	at Alabama	<b>Total Punt Yards</b>	at LSU	9/23	76
				vs. Auburn	11/11	
52	9/30	at Texas A&M	<b>Punt Gross Average Yards</b>	vs. Kent St.	9/9	36
				vs. Mississippi St.	10/21	
51	9/30	at Texas A&M	<b>Punt Net Average Yards</b>	at LSU	9/23	28
3	9/30	at Texas A&M	<b>Punt Returns</b>	vs. Kent St.	9/9	0
				at LSU	9/23	
				vs. FIU	11/18	
131	9/30	at Texas A&M	<b>Punt Return Yards</b>	vs. Kent St.	9/9	0
				at LSU	9/23	
				vs. FIU	11/18	
43.7	9/30	at Texas A&M	<b>Punt Return Yards Average</b>	vs. Kent St.	9/9	0.0
				at LSU	9/23	
				vs. FIU	11/18	
4	11/18	vs. FIU	<b>Kickoff Returns</b>	at Ole Miss	10/7	0

## Game 1: UAPB

83	11/4	at Florida	<b>Kickoff Return Yards</b>	vs. Kent St.	9/9	0
				at LSU	9/23	
				at Texas A&M	9/30	
				at Ole Miss	10/7	
				at Alabama	10/14	
				vs. Mississippi St.	10/21	
				vs. FIU	11/18	
8	10/21	vs. Mississippi St.	<b>Total Penalties</b>	vs. Auburn	11/11	2
65	11/24	vs. Missouri	<b>Penalty Yards</b>	vs. Auburn	11/11	10
3	9/30	at Texas A&M	<b>Total Fumbles</b>	vs. Kent St.	9/9	0
				at LSU	9/23	
				vs. Auburn	11/11	
				vs. FIU	11/18	
2	9/30	at Texas A&M	<b>Fumbles Lost</b>	vs. Kent St.	9/9	0
				at LSU	9/23	
				at Ole Miss	10/7	
				at Alabama	10/14	
				vs. Mississippi St.	10/21	
				vs. Auburn	11/11	
				vs. FIU	11/18	
				vs. Missouri	11/24	
38.250	11/11	vs. Auburn	<b>Time of Possession</b>	vs. BYU	9/16	24.833
5	9/2	vs. Western Caro.	<b>Turnovers</b>	at Ole Miss	10/7	0
				at Alabama	10/14	
				vs. Missouri	11/24	
100,077	10/14	at Alabama	<b>Attendance</b>	vs. Western Caro.	9/2	44,397





- ▶ 2024 Biletnikoff Award Watch List
- ▶ 6 multiple touchdown-reception games
- ▶ Started and caught multiple passes in all 12 games in 2023

- ▶ Led Arkansas in receptions (56), receiving yards (764) and receiving touchdowns (5) in 2023.
- ▶ Transferred to Arkansas from Texas A&M-Commerce in 2023
- ▶ 28-game reception streak dating back to Oct. 16, 2021

ALL RUSHING/RECEIVING STATISTICS

DATE	TEAM	GP	GS	NO.	RECEIVING				NO.	RUSHING			
					YDS.	AVG.	LG	TD		YDS.	AVG.	LG	TD
2021	Tex. A&M-Commerce	10	3	15	297	19.8	74	3	0	0	0.0	0	0
2022	Tex. A&M-Commerce	11	11	62	1,020	16.5	96	13	0	0	0.0	0	0
2023	Arkansas	12	12	56	764	13.6	48	5	1	3	3.0	3	0
<b>Totals</b>		<b>33</b>	<b>26</b>	<b>133</b>	<b>2,081</b>	<b>15.6</b>	<b>96</b>	<b>21</b>	<b>1</b>	<b>3</b>	<b>3.0</b>	<b>3</b>	<b>0</b>

SINGLE-GAME HIGHS: RUSHING/RECEIVING

Rush Attempts	1 vs. FIU, Nov 18, 2023	Receiving TDs	3 vs. North American, Sep 24, 2022
Rushing Yards	3 vs. FIU, Nov 18, 2023		...1 more at 3.
Receptions	9 vs. BYU, Sep 16, 2023	All-Purpose Yards	153 at Southeastern La., Oct 08, 2022
	...1 more at 9.		134 vs. Lincoln (CA), Sep 01, 2022
Receiving Yards	153 at Southeastern La., Oct 08, 2022	Kickoff Returns	119 vs. North American, Sep 24, 2022
	134 vs. Lincoln (CA), Sep 01, 2022	Kickoff Return Yards	1 at Tennessee Tech, Sep 10, 2022
	119 vs. North American, Sep 24, 2022		18 at Tennessee Tech, Sep 10, 2022
Receiving Average	44.7 vs. Lincoln (CA), Sep 01, 2022		
	34.3 at Florida, Nov 04, 2023		
	29.8 vs. North American, Sep 24, 2022		

100-YARD RECEIVING GAMES (7): ALL

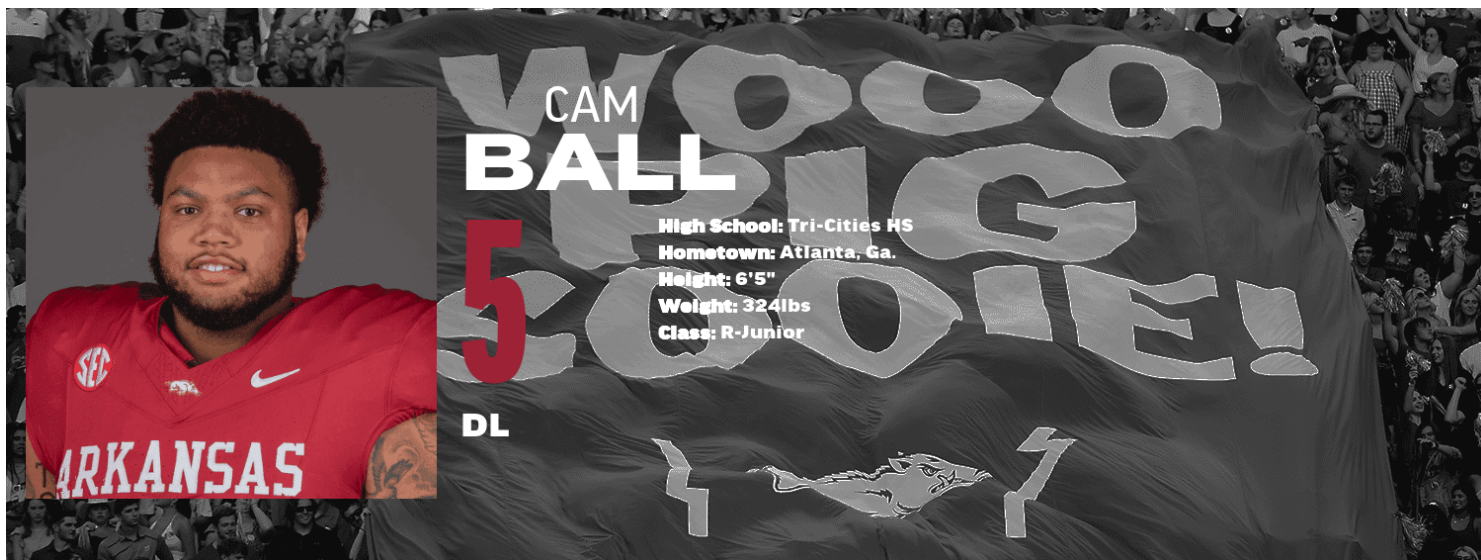
DATE	TEAM	NO.	YDS.	AVG.	LG	TD
09/01/22	LINCOLN (CA)	3	134	44.7	96	3
09/17/22	at Sam Houston	7	104	14.9	31	0
09/24/22	NORTH AMERICAN	4	119	29.8	49	3
10/08/22	at Southeastern La.	8	153	19.1	77	2
10/15/22	at McNeese	9	113	12.6	48	2
10/22/22	HOUSTON CHRISTIAN	6	102	17.0	45	1
11/04/23	at Florida	3	103	34.3	48	0

# Game 1: UAPB

## 2023 GAME-BY-GAME ALL STATISTICS (ARKANSAS)

DATE	OPPONENT	P/S	NO.	RECEIVING				RUSHING				W/L	SCORE	
				YDS.	AVG.	LG	TD	NO.	YDS.	AVG.	LG			TD
09/02	Western Caro.	S	5	78	15.6	29	1	0	0	0.0	0	0	W	56-13
09/09	Kent St.	S	4	21	5.3	9	2	0	0	0.0	0	0	W	28-6
09/16	BYU	S	9	98	10.9	21	0	0	0	0.0	0	0	L	31-38
09/23	at LSU	S	6	76	12.7	22	0	0	0	0.0	0	0	L	31-34
09/30	at Texas A&M	S	3	78	26.0	48	1	0	0	0.0	0	0	L	22-34
10/07	at Ole Miss	S	8	86	10.8	21	0	0	0	0.0	0	0	L	20-27
10/14	at Alabama	S	4	48	12.0	21	0	0	0	0.0	0	0	L	21-24
10/21	Mississippi St.	S	4	35	8.8	19	0	0	0	0.0	0	0	L	3-7
11/04	at Florida	S	3	103	34.3	48	0	0	0	0.0	0	0	W	39-36+
11/11	Auburn	S	2	34	17.0	31	0	0	0	0.0	0	0	L	10-48
11/18	FIU	S	4	67	16.8	27	0	1	3	3.0	3	0	W	44-20
11/24	Missouri	S	4	40	10.0	18	1	0	0	0.0	0	0	L	14-48
<b>2023 totals</b>			<b>12-12</b>	<b>56</b>	<b>764</b>	<b>13.6</b>	<b>48</b>	<b>5</b>	<b>1</b>	<b>3</b>	<b>3.0</b>	<b>3</b>	<b>0</b>	<b>4-8</b>

+ - Overtime



- ▶ 2024 Wuerffel Trophy Watch List
- ▶ Seen action in 24 of the Razorbacks' last 25 games with seven career starts.
- ▶ Posted a career-high 32 tackles in addition to 1.5 tackles for loss, a half sack and a forced fumble

- ▶ Recorded a tackle for loss as part of a four-tackle performance vs. Mississippi State (Oct. 21, 2023)
- ▶ Logged a career-best six tackles and a half sack at LSU (Sept. 23, 2023)
- ▶ Recorded his first career sack and forced a fumble in Liberty Bowl victory over Kansas (Dec. 28, 2022)

ALL DEFENSIVE STATISTICS

DATE	TEAM	GP	GS	TK	S	A	TACKLES					INTERCEPTIONS					O. FUMB			ST				MISC											
							TFL	YDS	SK	YDS	QH	NO	YDS	LG	TD	PD	FF	FR	TD	YDS	TK	S	A	FF	FR	S	A								
2021	Arkansas	3	0	1	0	1	0.0	0.0	0.0	0.0	1	0	0	0	0	0	0	0	0	0	0	0	0	0	0	0	0	0	0	0	0	0	0	0	0
2022	Arkansas	12	1	29	9	20	2.5	7.0	1.0	4.0	1	0	0	0	0	0	0	0	1	0	0	0	0	0	0	0	0	0	0	0	0	0	0	0	
2023	Arkansas	11	6	32	7	25	1.5	2.0	0.5	0.0	0	0	0	0	0	0	0	1	0	0	0	0	0	0	0	0	0	0	0	0	0	0	0	0	
<b>Totals</b>		<b>26</b>	<b>7</b>	<b>62</b>	<b>16</b>	<b>46</b>	<b>4.0</b>	<b>9.0</b>	<b>1.5</b>	<b>4.0</b>	<b>2</b>	<b>0</b>	<b>0</b>	<b>0</b>	<b>0</b>	<b>0</b>	<b>0</b>	<b>2</b>	<b>0</b>	<b>0</b>	<b>0</b>	<b>0</b>	<b>0</b>	<b>0</b>	<b>0</b>	<b>0</b>	<b>0</b>	<b>0</b>	<b>0</b>	<b>0</b>	<b>0</b>	<b>0</b>	<b>0</b>	<b>0</b>	

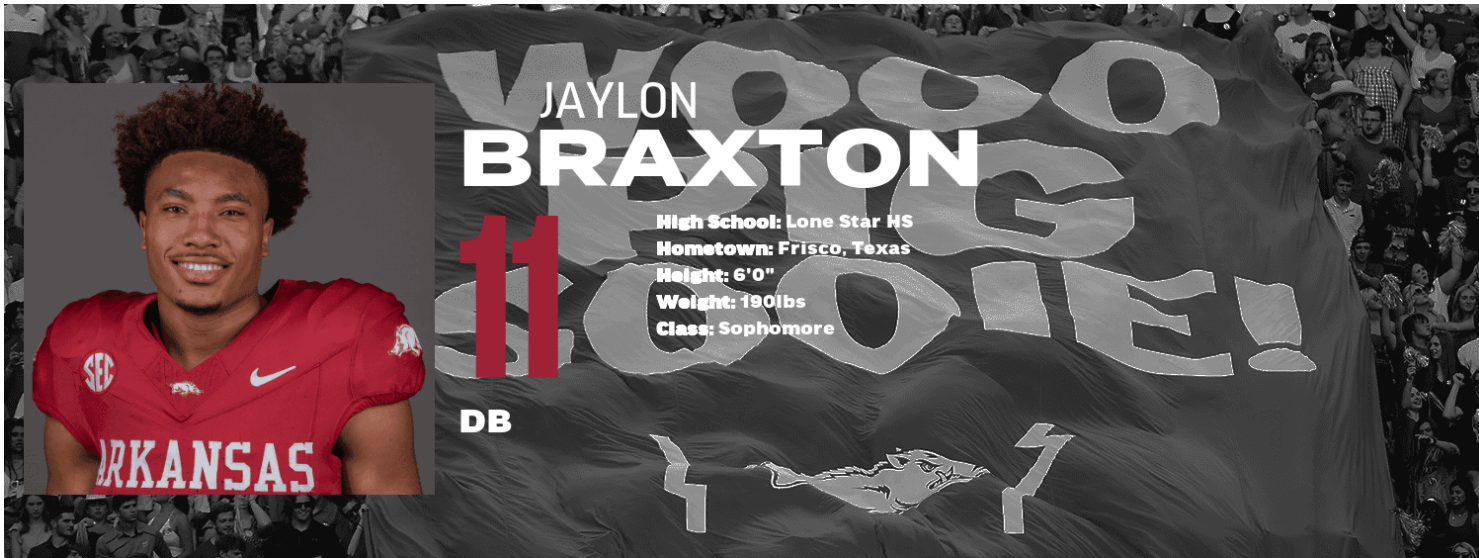
SINGLE-GAME HIGHS: DEFENSIVE

<b>Total Tackles</b>	6 at LSU, Sep 23, 2023 5 vs. Missouri, Nov 24, 2023 ...1 more at 5.	<b>Forced Fumbles</b>	1 vs. Mississippi St., Oct 21, 2023 ...1 more at 1.
<b>Solo Tackles</b>	2 vs. Missouri, Nov 24, 2023 ...3 more at 2.	<b>Tackles For Loss</b>	1 vs. Mississippi St., Oct 21, 2023 ...2 more at 1.
<b>Sacks</b>	1.0 vs. Kansas, Dec 28, 2022 0.5 at LSU, Sep 23, 2023		

2023 GAME-BY-GAME ALL STATISTICS (ARKANSAS)

DATE	OPPONENT	P/S	TACKLES							INTERCEPTIONS					O. FUMB			ST				MISC			SCORE									
			TK	S	A	SK	YDS	TFL	YDS	QH	NO	YDS	LG	TD	PD	FF	FR	TD	YDS	TK	S	A	FF	FR		S	A	W/L						
09/02	Western Caro.	P	2	0	2	0.0	0.0	0.0	0.0	0	0	0	0	0	0	0	0	0	0	0	0	0	0	0	0	0	0	0	0	0	0	0	W	56-13
09/09	Kent St.	P	4	1	3	0.0	0.0	0.0	0.0	0	0	0	0	0	0	0	0	0	0	0	0	0	0	0	0	0	0	0	0	0	0	0	W	28-6
09/16	BYU	P	1	0	1	0.0	0.0	0.0	0.0	0	0	0	0	0	0	0	0	0	0	0	0	0	0	0	0	0	0	0	0	0	0	L	31-38	
09/23	at LSU	P	6	1	5	0.5	0.0	0.5	0.0	0	0	0	0	0	0	0	0	0	0	0	0	0	0	0	0	0	0	0	0	0	0	L	31-34	
09/30	at Texas A&M	S	2	0	2	0.0	0.0	0.0	0.0	0	0	0	0	0	0	0	0	0	0	0	0	0	0	0	0	0	0	0	0	0	0	L	22-34	
10/07	at Ole Miss	S	2	0	2	0.0	0.0	0.0	0.0	0	0	0	0	0	0	0	0	0	0	0	0	0	0	0	0	0	0	0	0	0	0	L	20-27	
10/14	at Alabama																															L	21-24	
10/21	Mississippi St.	P	4	1	3	0.0	0.0	1.0	2.0	0	0	0	0	0	0	1	0	0	0	0	0	0	0	0	0	0	0	0	0	0	0	L	3-7	
11/04	at Florida	S	1	0	1	0.0	0.0	0.0	0.0	0	0	0	0	0	0	0	0	0	0	0	0	0	0	0	0	0	0	0	0	0	0	W	39-36+	
11/11	Auburn	S	4	1	3	0.0	0.0	0.0	0.0	0	0	0	0	0	0	0	0	0	0	0	0	0	0	0	0	0	0	0	0	0	0	L	10-48	
11/18	FIU	S	1	1	0	0.0	0.0	0.0	0.0	0	0	0	0	0	0	0	0	0	0	0	0	0	0	0	0	0	0	0	0	0	0	W	44-20	
11/24	Missouri	S	5	2	3	0.0	0.0	0.0	0.0	0	0	0	0	0	0	0	0	0	0	0	0	0	0	0	0	0	0	0	0	0	0	L	14-48	
<b>2023 totals</b>		<b>11-6</b>	<b>32</b>	<b>7</b>	<b>25</b>	<b>0.5</b>	<b>0.0</b>	<b>1.5</b>	<b>2.0</b>	<b>0</b>	<b>0</b>	<b>0</b>	<b>0</b>	<b>0</b>	<b>0</b>	<b>1</b>	<b>0</b>	<b>0</b>	<b>0</b>	<b>0</b>	<b>0</b>	<b>0</b>	<b>0</b>	<b>0</b>	<b>0</b>	<b>0</b>	<b>0</b>	<b>0</b>	<b>0</b>	<b>0</b>	<b>0</b>	<b>4-8</b>		

+ - Overtime



- ▶ 2024 Second-Team Preseason All-SEC (CFN)
- ▶ 2023 Freshman All-SEC (Coaches)
- ▶ 2023 Midseason Freshman All-American (The Athletic)

- ▶ Led the team with eight pass break-ups while recording 20 tackles, a forced fumble, fumble recovery and interception in 2023
- ▶ Earned SEC Freshman of the Week for his big game at Florida (Nov. 4), forcing a fumble and returning it 33 yards for a touchdown (2023)

ALL DEFENSIVE STATISTICS

DATE	TEAM	GP	GS	TK	S	A	TACKLES					INTERCEPTIONS					O. FUMB				ST				MISC						
							TFL	YDS	SK	YDS	QH	NO	YDS	LG	TD	PD	FF	FR	TD	YDS	TK	S	A	FF	FR	S	A				
2023	Arkansas	9	6	20	11	9	0.0	0.0	0.0	0.0	0	1	0	0	0	8	1	1	2	33	0	0	0	0	0	0	0	0	0	0	0
<b>Totals</b>		9	6	20	11	9	0.0	0.0	0.0	0.0	0	1	0	0	0	8	1	1	2	33	0	0	0	0	0	0	0	0	0	0	

SINGLE-GAME HIGHS: DEFENSIVE

<b>Total Tackles</b>	4 at Florida, Nov 04, 2023 3 vs. Auburn, Nov 11, 2023 ...3 more at 3.	<b>Fumble Recoveries</b>	1 at Florida, Nov 04, 2023 1 vs. Auburn, Nov 11, 2023
<b>Solo Tackles</b>	3 at Florida, Nov 04, 2023 2 vs. Auburn, Nov 11, 2023 ...2 more at 2.	<b>Interceptions</b>	33 at Florida, Nov 04, 2023
<b>Passes Defensed</b>	3 vs. Auburn, Nov 11, 2023 2 at Ole Miss, Oct 07, 2023 1 at LSU, Sep 23, 2023 ...2 more at 1.	<b>Longest Opponent's Fumble Return</b>	33 at Florida, Nov 04, 2023
<b>Forced Fumbles</b>	1 at Florida, Nov 04, 2023	<b>Longest Own Fumble Return</b>	33 at Florida, Nov 04, 2023

2023 GAME-BY-GAME ALL STATISTICS (ARKANSAS)

DATE	OPPONENT	P/S	TK	S	A	TACKLES					INTERCEPTIONS					O. FUMB				ST				MISC		SCORE					
						SK	YDS	TFL	YDS	QH	NO	YDS	LG	TD	PD	FF	FR	TD	YDS	TK	S	A	FF	FR	S		A	W/L			
09/02	Western Caro.	P	3	2	1	0.0	0.0	0.0	0.0	0	0	0	0	0	1	0	0	0	0	0	0	0	0	0	0	0	0	0	0	W	56-13
09/09	Kent St.	P	0	0	0	0.0	0.0	0.0	0.0	0	0	0	0	0	0	0	0	0	0	0	0	0	0	0	0	0	0	0	0	W	28-6
09/16	BYU	S	2	1	1	0.0	0.0	0.0	0.0	0	0	0	0	0	1	0	0	0	0	0	0	0	0	0	0	0	0	0	L	31-38	
09/23	at LSU	P	0	0	0	0.0	0.0	0.0	0.0	0	0	0	0	0	1	0	0	0	0	0	0	0	0	0	0	0	0	0	L	31-34	
09/30	at Texas A&M	S	3	2	1	0.0	0.0	0.0	0.0	0	0	0	0	0	0	0	0	0	0	0	0	0	0	0	0	0	0	0	L	22-34	
10/07	at Ole Miss	S	3	1	2	0.0	0.0	0.0	0.0	0	0	0	0	0	2	0	0	0	0	0	0	0	0	0	0	0	0	0	L	20-27	
10/14	at Alabama																												L	21-24	
10/21	Mississippi St.	S	2	0	2	0.0	0.0	0.0	0.0	0	0	0	0	0	0	0	0	0	0	0	0	0	0	0	0	0	0	0	L	3-7	
11/04	at Florida	S	4	3	1	0.0	0.0	0.0	0.0	0	0	0	0	0	0	1	1	2	33	0	0	0	0	0	0	0	0	0	W	39-36+	
11/11	Auburn	S	3	2	1	0.0	0.0	0.0	0.0	0	1	0	0	0	3	0	0	0	0	0	0	0	0	0	0	0	0	0	L	10-48	
11/18	FIU																												W	44-20	
11/24	Missouri																												L	14-48	
<b>2023 totals</b>			9-6	20	11	9	0.0	0.0	0.0	0.0	0	1	0	0	0	8	1	1	2	33	0	0	0	0	0	0	0	0	0	4-8	

+ - Overtime



- ▶ Had three receptions for 31 yards and a touchdown at LSU (Sept. 23, 2023)
- ▶ Transferred from Bowling Green following 2023 season
- ▶ Led the Falcons with seven receiving touchdowns (2023)

- ▶ Had a career-best 596 receiving yards (2022)
- ▶ Started all five games in 2020
- ▶ Was the tallest wide receiver in the nation in 2022

ALL RUSHING/RECEIVING STATISTICS

DATE	TEAM	GP	GS	NO.	RECEIVING				NO.	YDS.	AVG.	LG	TD
					YDS.	AVG.	LG	TD					
2019	Bowling Green	3	0	0	0	0.0	0	0	0	0.0	0	0	
2020	Bowling Green	5	5	6	97	16.2	37	0	0	0.0	0	0	
2021	Bowling Green	11	9	36	596	16.6	64	5	0	0.0	0	0	
2022	Bowling Green	13	7	32	506	15.8	44	7	0	0.0	0	0	
2023	Arkansas	12	4	15	109	7.3	19	3	1	9.0	9	0	
<b>Totals</b>		<b>44</b>	<b>25</b>	<b>89</b>	<b>1,308</b>	<b>14.7</b>	<b>64</b>	<b>15</b>	<b>1</b>	<b>9.0</b>	<b>9</b>	<b>0</b>	

ALL RETURN STATISTICS

DATE	TEAM	RET.	KICKOFF RETURNS					PUNT RETURNS				
			YDS.	AVG.	LG	TD	NO.	FC	YDS.	AVG.	LG	TD
2019	Bowling Green	0	0	0.0	0	0	0	0	0	0.0	0	0
2020	Bowling Green	0	0	0.0	0	0	0	0	0	0.0	0	0
2021	Bowling Green	0	0	0.0	0	0	0	0	0	0.0	0	0
2022	Bowling Green	0	0	0.0	0	0	0	0	0	0.0	0	0
2023	Arkansas	0	0	0.0	0	0	0	0	0	0.0	0	0
<b>Totals</b>		<b>0</b>	<b>0</b>	<b>0.0</b>	<b>0</b>	<b>0</b>	<b>0</b>	<b>0</b>	<b>0</b>	<b>0.0</b>	<b>0</b>	<b>0</b>

SINGLE-GAME HIGHS: RUSHING/RECEIVING

Rush Attempts	1 vs. BYU, Sep 16, 2023	Receiving Average	27.8 vs. Akron, Oct 09, 2021
Rushing Yards	9 vs. BYU, Sep 16, 2023		27.5 at Buffalo, Oct 30, 2021
Receptions	8 vs. Kent St., Nov 09, 2022		25.3 vs. South Alabama, Sep 11, 2021
	6 vs. Murray St., Sep 18, 2021	Receiving TDs	2 at Central Mich., Oct 22, 2022
	5 at Miami (OH), Nov 16, 2021		...2 more at 2.
	...1 more at 5.	All-Purpose Yards	111 vs. Akron, Oct 09, 2021
Receiving Yards	111 vs. Akron, Oct 09, 2021		110 at Buffalo, Oct 30, 2021
	110 at Buffalo, Oct 30, 2021		84 vs. Kent St., Nov 09, 2022
	84 vs. Kent St., Nov 09, 2022		

100-YARD RECEIVING GAMES (2): ALL

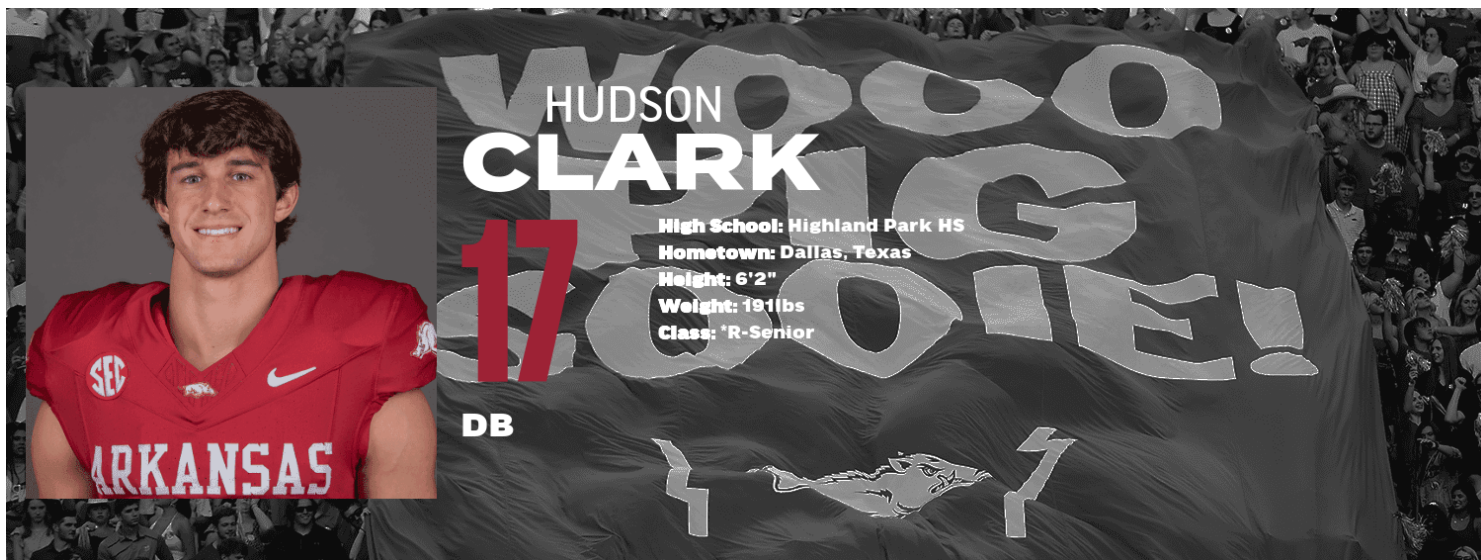
DATE	TEAM	NO.	YDS.	AVG.	LG	TD
10/09/21	AKRON	4	111	27.8	45	2
10/30/21	at Buffalo	4	110	27.5	64	2

# Game 1: UAPB

## 2023 GAME-BY-GAME ALL STATISTICS (ARKANSAS)

DATE	OPPONENT	P/S	NO.	RECEIVING				RUSHING				W/L	SCORE	
				YDS.	AVG.	LG	TD	NO.	YDS.	AVG.	LG			TD
09/02	Western Caro.	P	1	3	3.0	3	0	0	0	0.0	0	0	W	56-13
09/09	Kent St.	P	0	0	0.0	0	0	0	0	0.0	0	0	W	28-6
09/16	BYU	P	1	12	12.0	12	0	1	9	9.0	9	0	L	31-38
09/23	at LSU	S	3	31	10.3	19	1	0	0	0.0	0	0	L	31-34
09/30	at Texas A&M	P	0	0	0.0	0	0	0	0	0.0	0	0	L	22-34
10/07	at Ole Miss	S	2	23	11.5	16	0	0	0	0.0	0	0	L	20-27
10/14	at Alabama	S	0	0	0.0	0	0	0	0	0.0	0	0	L	21-24
10/21	Mississippi St.	P	2	15	7.5	9	0	0	0	0.0	0	0	L	3-7
11/04	at Florida	P	3	15	5.0	10	1	0	0	0.0	0	0	W	39-36+
11/11	Auburn	S	1	6	6.0	6	0	0	0	0.0	0	0	L	10-48
11/18	FIU	P	2	4	2.0	4	1	0	0	0.0	0	0	W	44-20
11/24	Missouri	P	0	0	0.0	0	0	0	0	0.0	0	0	L	14-48
<b>2023 totals</b>			<b>12-4</b>	<b>15</b>	<b>109</b>	<b>7.3</b>	<b>19</b>	<b>3</b>	<b>1</b>	<b>9</b>	<b>9.0</b>	<b>9</b>	<b>0</b>	<b>4-8</b>

+ - Overtime



- ▶ One of the most experienced players on roster with 45 games played and 31 starts
- ▶ Became the 21st Razorback in school history to earn First-Team Academic All-America in 2023

- ▶ 2024 Reese's Senior Bowl Watch List
- ▶ 2023 William V. Campbell Trophy Semifinalist
- ▶ 2023 NFF Hampshire Honor Society Member
- ▶ 2022 First-Team All-SEC (USA Today)

ALL DEFENSIVE STATISTICS

DATE	TEAM	GP	GS	TK	S	A	TACKLES					INTERCEPTIONS					O. FUMB			ST			MISC										
							TFL	YDS	SK	YDS	QH	NO	YDS	LG	TD	PD	FF	FR	TD	YDS	TK	S	A	FF	FR	S	A						
2020	Arkansas	8	7	47	32	15	1.0	1.0	0.0	0.0	0	3	18	18	0	3	0	0	0	0	0	0	0	0	0	0	0	0	0	0	0	0	0
2021	Arkansas	12	4	22	9	13	1.0	4.0	0.0	0.0	0	0	0	0	0	1	0	0	0	0	0	0	0	0	0	0	0	0	0	0	0	0	
2022	Arkansas	12	10	67	33	34	4.0	9.0	0.0	0.0	0	1	0	0	0	10	2	2	0	-5	0	0	0	0	0	0	0	0	0	0	0	0	
2023	Arkansas	12	9	51	31	20	4.5	24.0	0.5	3.0	1	1	0	0	0	4	0	1	0	1	0	0	0	0	0	0	0	0	0	0	0	0	
<b>Totals</b>		<b>44</b>	<b>30</b>	<b>187</b>	<b>105</b>	<b>82</b>	<b>10.5</b>	<b>38.0</b>	<b>0.5</b>	<b>3.0</b>	<b>1</b>	<b>5</b>	<b>18</b>	<b>18</b>	<b>0</b>	<b>18</b>	<b>2</b>	<b>3</b>	<b>0</b>	<b>-4</b>	<b>0</b>	<b>0</b>	<b>0</b>	<b>0</b>	<b>0</b>	<b>0</b>	<b>0</b>	<b>0</b>	<b>0</b>	<b>0</b>	<b>0</b>	<b>0</b>	

SINGLE-GAME HIGHS: DEFENSIVE

<b>Total Tackles</b>	11 at BYU, Oct 15, 2022 10 at Missouri, Dec 05, 2020 9 vs. LSU, Nov 12, 2022 ...1 more at 9.	<b>Tackles For Loss</b>	2 at Missouri, Nov 25, 2022 1 vs. Missouri, Nov 24, 2023 ...7 more at 1.
<b>Solo Tackles</b>	8 at Missouri, Dec 05, 2020 7 at Texas A&M, Oct 31, 2020 ...1 more at 7.	<b>Interceptions</b>	3 vs. Ole Miss, Oct 17, 2020 1 vs. Western Caro., Sep 02, 2023 ...1 more at 1.
<b>Sacks</b>	0.5 at Alabama, Oct 14, 2023	<b>Interception Return Yards</b>	18 vs. Ole Miss, Oct 17, 2020
<b>Passes Defensed</b>	3 at Mississippi St., Oct 08, 2022 2 vs. LSU, Nov 12, 2022 1 vs. Missouri, Nov 24, 2023 ...12 more at 1.	<b>Longest Opponent's Fumble Return</b>	1 vs. BYU, Sep 16, 2023
<b>Forced Fumbles</b>	1 vs. Alabama, Oct 01, 2022 ...1 more at 1.	<b>Longest Own Fumble Return</b>	1 vs. BYU, Sep 16, 2023
<b>Fumble Recoveries</b>	1 vs. BYU, Sep 16, 2023 ...2 more at 1.		

# Game 1: UAPB

## 2023 GAME-BY-GAME ALL STATISTICS (ARKANSAS)

DATE	OPPONENT	P/S	TACKLES						INTERCEPTIONS						O. FUMB				ST				MISC				W/L	SCORE
			TK	S	A	SK	YDS	TFL	YDS	QH	NO	YDS	LG	TD	PD	FF	FR	TD	YDS	TK	S	A	FF	FR	S	A		
09/02	Western Caro.	P	2	2	0	0.0	0.0	1.0	5.0	0	1	0	0	0	0	0	0	0	0	0	0	0	0	0	0	0	W	56-13
09/09	Kent St.	P	1	0	1	0.0	0.0	0.0	0.0	0	0	0	0	0	0	0	0	0	0	0	0	0	0	0	0	W	28-6	
09/16	BYU	P	2	2	0	0.0	0.0	0.0	0.0	0	0	0	0	0	1	0	1	0	1	0	0	0	0	0	0	L	31-38	
09/23	at LSU	S	8	5	3	0.0	0.0	0.0	0.0	0	0	0	0	0	0	0	0	0	0	0	0	0	0	0	0	L	31-34	
09/30	at Texas A&M	S	6	5	1	0.0	0.0	0.0	0.0	0	0	0	0	0	1	0	0	0	0	0	0	0	0	0	0	L	22-34	
10/07	at Ole Miss	S	4	2	2	0.0	0.0	1.0	4.0	0	0	0	0	0	0	0	0	0	0	0	0	0	0	0	0	L	20-27	
10/14	at Alabama	S	5	4	1	0.5	3.0	0.5	3.0	0	0	0	0	0	0	0	0	0	0	0	0	0	0	0	0	L	21-24	
10/21	Mississippi St.	S	5	1	4	0.0	0.0	0.0	0.0	1	0	0	0	0	0	0	0	0	0	0	0	0	0	0	0	L	3-7	
11/04	at Florida	S	5	1	4	0.0	0.0	0.0	0.0	0	0	0	0	0	0	0	0	0	0	0	0	0	0	0	0	W	39-36+	
11/11	Auburn	S	5	2	3	0.0	0.0	0.0	0.0	0	0	0	0	0	0	0	0	0	0	0	0	0	0	0	0	L	10-48	
11/18	FIU	S	3	2	1	0.0	0.0	1.0	7.0	0	0	0	0	0	1	0	0	0	0	0	0	0	0	0	0	W	44-20	
11/24	Missouri	S	5	5	0	0.0	0.0	1.0	5.0	0	0	0	0	0	1	0	0	0	0	0	0	0	0	0	0	L	14-48	
<b>2023 totals</b>			<b>12-9</b>	<b>51</b>	<b>31</b>	<b>20</b>	<b>0.5</b>	<b>3.0</b>	<b>4.5</b>	<b>24.0</b>	<b>1</b>	<b>1</b>	<b>0</b>	<b>0</b>	<b>0</b>	<b>4</b>	<b>0</b>	<b>1</b>	<b>0</b>	<b>1</b>	<b>0</b>	<b>0</b>	<b>0</b>	<b>0</b>	<b>0</b>	<b>4-8</b>		

+ - Overtime





# NICO DAVILLIER

**High School:** Maumelle HS  
**Hometown:** Maumelle, Ark.  
**Height:** 6'4"  
**Weight:** 268lbs  
**Class:** Junior

**DL**

- ▶ Has appeared in 24 games during his first two seasons as a Razorback
- ▶ Recorded career-highs with 11 tackles with 3.5 tackles for loss and one sack.
- ▶ Recorded a career-high three stops vs. Auburn (Nov. 11, 2023)
- ▶ Collected 66 snaps on special teams as a freshman

- ▶ Rated a four-star prospect by Rivals and a three-star prospect by 247Sports and ESPN while at Maumelle High School
- ▶ Also played basketball at Maumelle, averaging 10.6 points and 6.2 rebounds per game while leading the Hornets to the state title game

### ALL DEFENSIVE STATISTICS

DATE	TEAM	GP	GS	TACKLES							INTERCEPTIONS						O. FUMB				ST				MISC						
				TK	S	A	TFL	YDS	SK	YDS	QH	NO	YDS	LG	TD	PD	FF	FR	TD	YDS	TK	S	A	FF	FR	S	A				
2022	Arkansas	11	0	0	0	0	0.0	0.0	0.0	0.0	0	0	0	0	0	0	0	0	0	0	0	0	0	0	0	0	0	0	0	0	0
2023	Arkansas	12	0	11	4	7	3.5	10.0	1.0	4.0	1	0	0	0	0	0	0	0	0	0	0	0	0	0	0	0	0	0	0	0	
<b>Totals</b>		<b>23</b>	<b>0</b>	<b>11</b>	<b>4</b>	<b>7</b>	<b>3.5</b>	<b>10.0</b>	<b>1.0</b>	<b>4.0</b>	<b>1</b>	<b>0</b>	<b>0</b>	<b>0</b>	<b>0</b>	<b>0</b>	<b>0</b>	<b>0</b>	<b>0</b>	<b>0</b>	<b>0</b>	<b>0</b>	<b>0</b>	<b>0</b>	<b>0</b>	<b>0</b>	<b>0</b>	<b>0</b>	<b>0</b>	<b>0</b>	

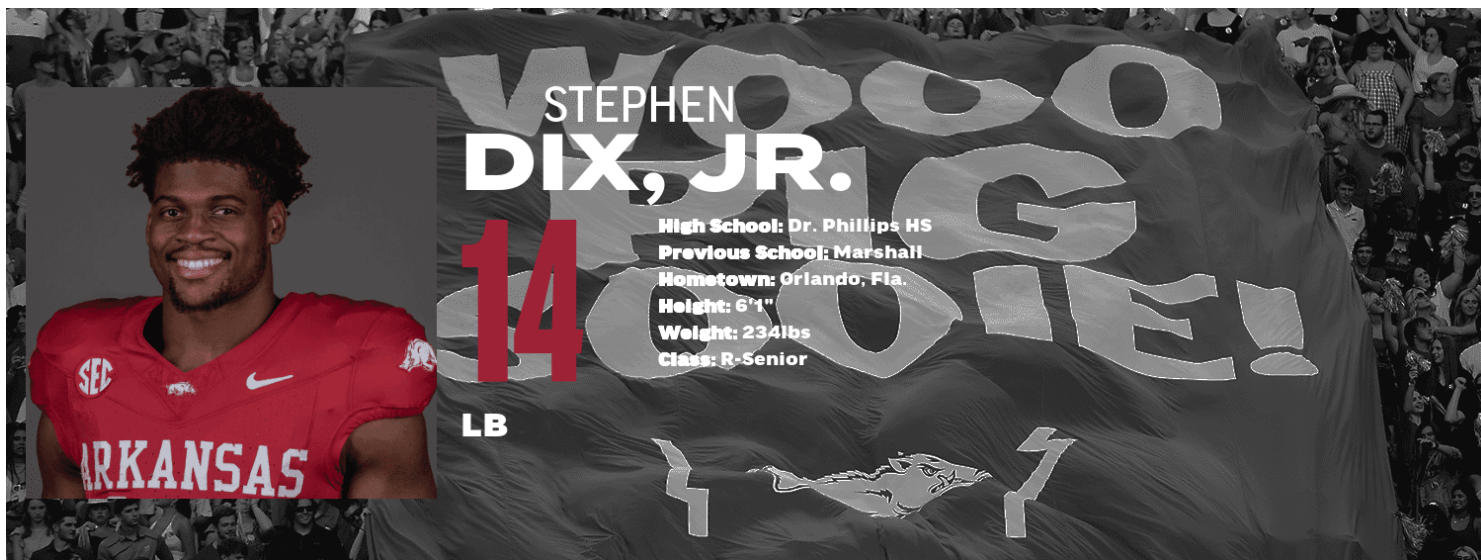
### SINGLE-GAME HIGHS: DEFENSIVE

<b>Total Tackles</b>	3 vs. Auburn, Nov 11, 2023	<b>Sacks</b>	1.0 vs. Mississippi St., Oct 21, 2023
	2 vs. FIU, Nov 18, 2023	<b>Tackles For Loss</b>	1.5 at Ole Miss, Oct 07, 2023
	...1 more at 2.		1 vs. FIU, Nov 18, 2023
<b>Solo Tackles</b>	1 vs. FIU, Nov 18, 2023		...1 more at 1.
	...3 more at 1.		

### 2023 GAME-BY-GAME ALL STATISTICS (ARKANSAS)

DATE	OPPONENT	P/S	TACKLES							INTERCEPTIONS						O. FUMB				ST				MISC		W/L	SCORE						
			TK	S	A	SK	YDS	TFL	YDS	QH	NO	YDS	LG	TD	PD	FF	FR	TD	YDS	TK	S	A	FF	FR	S			A					
09/02	Western Caro.	P	1	0	1	0.0	0.0	0.0	0.0	0	0	0	0	0	0	0	0	0	0	0	0	0	0	0	0	0	0	0	0	0	0	W	56-13
09/09	Kent St.	P	1	0	1	0.0	0.0	0.0	0.0	0	0	0	0	0	0	0	0	0	0	0	0	0	0	0	0	0	0	0	0	0	0	W	28-6
09/16	BYU	P	0	0	0	0.0	0.0	0.0	0.0	0	0	0	0	0	0	0	0	0	0	0	0	0	0	0	0	0	0	0	0	0	L	31-38	
09/23	at LSU	P	0	0	0	0.0	0.0	0.0	0.0	0	0	0	0	0	0	0	0	0	0	0	0	0	0	0	0	0	0	0	0	0	L	31-34	
09/30	at Texas A&M	P	0	0	0	0.0	0.0	0.0	0.0	0	0	0	0	0	0	0	0	0	0	0	0	0	0	0	0	0	0	0	0	0	L	22-34	
10/07	at Ole Miss	P	2	1	1	0.0	0.0	1.5	5.0	0	0	0	0	0	0	0	0	0	0	0	0	0	0	0	0	0	0	0	0	0	L	20-27	
10/14	at Alabama	P	0	0	0	0.0	0.0	0.0	0.0	0	0	0	0	0	0	0	0	0	0	0	0	0	0	0	0	0	0	0	0	0	L	21-24	
10/21	Mississippi St.	P	1	1	0	1.0	4.0	1.0	4.0	0	0	0	0	0	0	0	0	0	0	0	0	0	0	0	0	0	0	0	0	0	L	3-7	
11/04	at Florida	P	0	0	0	0.0	0.0	0.0	0.0	0	0	0	0	0	0	0	0	0	0	0	0	0	0	0	0	0	0	0	0	0	W	39-36+	
11/11	Auburn	P	3	1	2	0.0	0.0	0.0	0.0	0	0	0	0	0	0	0	0	0	0	0	0	0	0	0	0	0	0	0	0	0	L	10-48	
11/18	FIU	P	2	1	1	0.0	0.0	1.0	1.0	1	0	0	0	0	0	0	0	0	0	0	0	0	0	0	0	0	0	0	0	0	W	44-20	
11/24	Missouri	P	1	0	1	0.0	0.0	0.0	0.0	0	0	0	0	0	0	0	0	0	0	0	0	0	0	0	0	0	0	0	0	0	L	14-48	
<b>2023 totals</b>			<b>12-0</b>	<b>11</b>	<b>4</b>	<b>7</b>	<b>1.0</b>	<b>4.0</b>	<b>3.5</b>	<b>10.0</b>	<b>1</b>	<b>0</b>	<b>0</b>	<b>0</b>	<b>0</b>	<b>0</b>	<b>0</b>	<b>0</b>	<b>0</b>	<b>0</b>	<b>0</b>	<b>0</b>	<b>0</b>	<b>0</b>	<b>0</b>	<b>0</b>	<b>0</b>	<b>0</b>	<b>0</b>	<b>0</b>	<b>4-8</b>		

+ - Overtime



- ▶ Transferred from Marshall following 2023 season
- ▶ Had career-highs in tackles (14), tackles for loss (2.5) and a sack at South Alabama (Nov. 18, 2023)

- ▶ Spent 2020-22 seasons at Florida State
- ▶ Redshirted entire 2022 season due to injury
- ▶ Started final five games as a true freshman at Florida State (2020).
- ▶ Rivals Freshman All-American (2020)

ALL DEFENSIVE STATISTICS

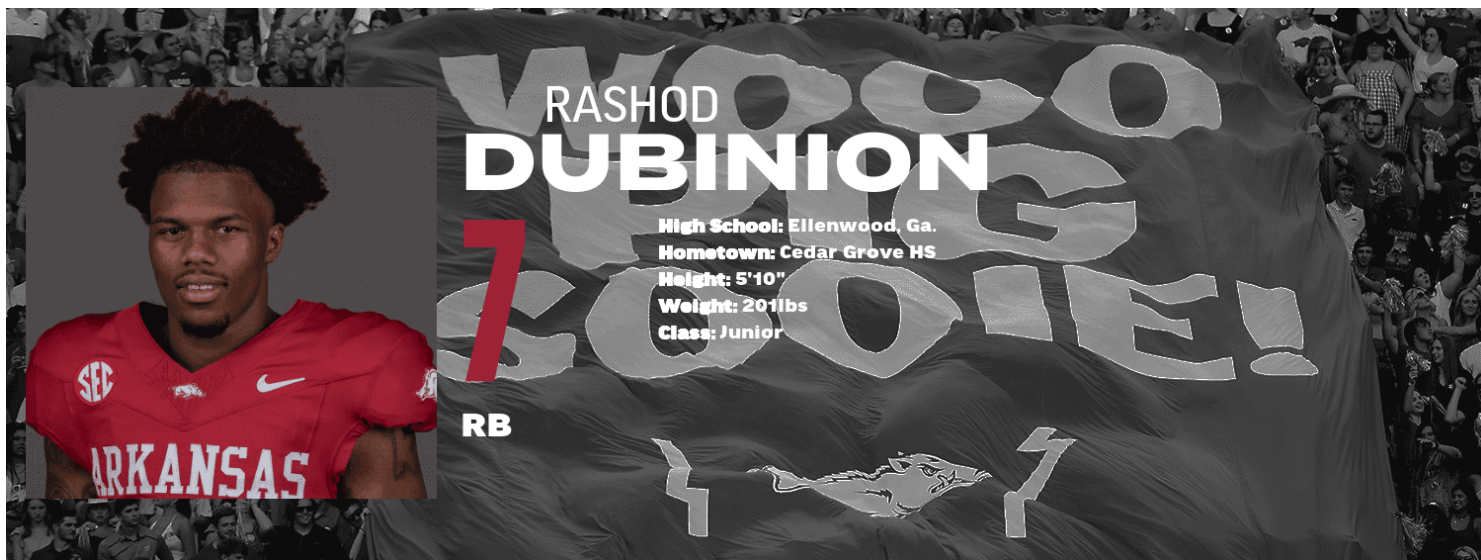
DATE	TEAM	GP	GS	TK	S	A	TACKLES					INTERCEPTIONS					O. FUMB					ST					MISC						
							TFL	YDS	SK	YDS	QH	NO	YDS	LG	TD	PD	FF	FR	TD	YDS	TK	S	A	FF	FR	S	A						
2020	Florida St.	11	7	41	16	25	3.0	5.0	0.0	0.0	1	0	0	0	0	0	0	0	0	0	0	0	0	0	0	0	0	0	0	0	0	0	0
2021	Florida St.	12	0	14	5	9	0.0	0.0	0.0	0.0	0	0	0	0	0	1	0	0	0	0	0	0	0	0	0	0	0	0	0	0	0	0	
2022	Florida St.	0	0	0	0	0	0.0	0.0	0.0	0.0	0	0	0	0	0	0	0	0	0	0	0	0	0	0	0	0	0	0	0	0	0	0	
2023	Marshall	13	7	67	31	36	7.0	27.0	2.0	17.0	4	0	0	0	0	1	0	1	0	8	0	0	0	0	0	0	0	0	0	0	0	0	
<b>Totals</b>		<b>36</b>	<b>14</b>	<b>122</b>	<b>52</b>	<b>70</b>	<b>10.0</b>	<b>32.0</b>	<b>2.0</b>	<b>17.0</b>	<b>5</b>	<b>0</b>	<b>0</b>	<b>0</b>	<b>0</b>	<b>2</b>	<b>0</b>	<b>1</b>	<b>0</b>	<b>8</b>	<b>0</b>	<b>0</b>	<b>0</b>	<b>0</b>	<b>0</b>	<b>0</b>	<b>0</b>	<b>0</b>	<b>0</b>	<b>0</b>	<b>0</b>	<b>0</b>	

SINGLE-GAME HIGHS: DEFENSIVE

<b>Total Tackles</b>	14 at South Alabama, Nov 18, 2023 9 vs. UTSA, Dec 19, 2023 ...1 more at 9.	<b>Fumble Recoveries</b>	1 vs. Arkansas St., Nov 25, 2023
<b>Solo Tackles</b>	8 at South Alabama, Nov 18, 2023 7 vs. UTSA, Dec 19, 2023 3 at App State, Nov 04, 2023 ...5 more at 3.	<b>Tackles For Loss</b>	2.5 at South Alabama, Nov 18, 2023 1 vs. UTSA, Dec 19, 2023 ...5 more at 1.
<b>Sacks</b>	1.0 vs. UTSA, Dec 19, 2023 ...1 more at 1.0.	<b>Longest Opponent's Fumble Return</b>	8 vs. Arkansas St., Nov 25, 2023
<b>Passes Defensed</b>	1 vs. Arkansas St., Nov 25, 2023 ...1 more at 1.	<b>Longest Own Fumble Return</b>	8 vs. Arkansas St., Nov 25, 2023

2023 GAME-BY-GAME ALL STATISTICS (MARSHALL)

DATE	OPPONENT	P/S	TACKLES					INTERCEPTIONS					O. FUMB					ST					MISC						
			TK	S	A	SK	YDS	TFL	YDS	QH	NO	YDS	LG	TD	PD	FF	FR	TD	YDS	TK	S	A	FF	FR	S	A	W/L	SCORE	
09/02	UAlbany	P	6	2	4	0.0	0.0	0.0	0.0	0	0	0	0	0	0	0	0	0	0	0	0	0	0	0	0	0	0	W	21-17
09/09	at East Carolina	P	4	2	2	0.0	0.0	1.0	2.0	0	0	0	0	0	0	0	0	0	0	0	0	0	0	0	0	0	W	31-13	
09/23	Virginia Tech	P	3	2	1	0.0	0.0	0.0	0.0	0	0	0	0	0	0	0	0	0	0	0	0	0	0	0	0	W	24-17		
09/30	Old Dominion	P	2	2	0	0.0	0.0	0.0	0.0	0	0	0	0	0	0	0	0	0	0	0	0	0	0	0	0	W	41-35		
10/07	at NC State	P	2	1	1	0.0	0.0	0.0	0.0	1	0	0	0	0	0	0	0	0	0	0	0	0	0	0	0	0	L	41-48	
10/14	at Georgia St.	P	4	2	2	0.0	0.0	1.0	3.0	0	0	0	0	0	0	0	0	0	0	0	0	0	0	0	0	0	L	24-41	
10/19	James Madison	S	4	1	3	0.0	0.0	0.0	0.0	0	0	0	0	0	0	0	0	0	0	0	0	0	0	0	0	L	9-20		
10/28	at Coastal Carolina	S	5	0	5	0.0	0.0	0.0	0.0	0	0	0	0	0	0	0	0	0	0	0	0	0	0	0	0	L	6-34		
11/04	at App State	S	6	3	3	0.0	0.0	1.0	2.0	0	0	0	0	0	0	0	0	0	0	0	0	0	0	0	0	L	9-31		
11/11	Ga. Southern	S	3	1	2	0.0	0.0	0.0	0.0	1	0	0	0	0	0	0	0	0	0	0	0	0	0	0	0	W	38-33		
11/18	at South Alabama	S	14	8	6	1.0	12.0	2.5	14.0	0	0	0	0	0	0	0	0	0	0	0	0	0	0	0	0	L	0-28		
11/25	Arkansas St.	S	5	0	5	0.0	0.0	0.5	1.0	2	0	0	0	0	1	0	1	0	8	0	0	0	0	0	0	W	35-21		
12/19	UTSA	S	9	7	2	1.0	5.0	1.0	5.0	0	0	0	0	0	0	0	0	0	0	0	0	0	0	0	0	L	17-35		
<b>2023 totals</b>		<b>13-7</b>	<b>67</b>	<b>31</b>	<b>36</b>	<b>2.0</b>	<b>17.0</b>	<b>7.0</b>	<b>27.0</b>	<b>4</b>	<b>0</b>	<b>0</b>	<b>0</b>	<b>0</b>	<b>1</b>	<b>0</b>	<b>1</b>	<b>0</b>	<b>8</b>	<b>0</b>	<b>0</b>	<b>0</b>	<b>0</b>	<b>0</b>	<b>0</b>	<b>0</b>	<b>6-7</b>		



- ▶ Has appeared in 23 games with three starts in his career
- ▶ Carried the ball a season-high 15 times for a season-best 78 yards with three receptions for 35 yards at LSU (Sept. 23, 2023)
- ▶ Scored first TD of the season on a one-yard run vs. Kent State (Sept. 9, 2023)

- ▶ Rushed for a career-high 112 yards and two touchdowns in Liberty Bowl win over Kansas (Dec. 28, 2022)
- ▶ Rated a four-star prospect out of Cedar Grove High School by Rivals
- ▶ Led Cedar Grove to a pair of state championships

ALL RUSHING/RECEIVING STATISTICS

DATE	TEAM	GP	GS	RUSHING					RECEIVING				
				NO.	YDS.	AVG.	LG	TD	NO.	YDS.	AVG.	LG	TD
2022	Arkansas	12	1	69	287	4.2	26	5	12	108	9.0	29	1
2023	Arkansas	10	2	82	260	3.2	15	1	14	85	6.1	26	1
<b>Totals</b>		<b>22</b>	<b>3</b>	<b>151</b>	<b>547</b>	<b>3.6</b>	<b>26</b>	<b>6</b>	<b>26</b>	<b>193</b>	<b>7.4</b>	<b>29</b>	<b>2</b>

ALL RETURN STATISTICS

DATE	TEAM	KICKOFF RETURNS					PUNT RETURNS					
		RET.	YDS.	AVG.	LG	TD	NO.	FC	YDS.	AVG.	LG	TD
2022	Arkansas	0	0	0.0	0	0	1	0	3	3.0	3	0
2023	Arkansas	0	0	0.0	0	0	0	0	0	0.0	0	0
<b>Totals</b>		<b>0</b>	<b>0</b>	<b>0.0</b>	<b>0</b>	<b>0</b>	<b>1</b>	<b>0</b>	<b>3</b>	<b>3.0</b>	<b>3</b>	<b>0</b>

SINGLE-GAME HIGHS: RUSHING/RECEIVING

<b>Rush Attempts</b>	20 vs. Kansas, Dec 28, 2022 15 at LSU, Sep 23, 2023 14 vs. Mississippi St., Oct 21, 2023 ...1 more at 14.	<b>Receiving Average</b>	11.7 at LSU, Sep 23, 2023 10.0 at BYU, Oct 15, 2022 6.3 vs. Kansas, Dec 28, 2022
<b>Rushing Yards</b>	112 vs. Kansas, Dec 28, 2022 78 at LSU, Sep 23, 2023 47 vs. Mississippi St., Oct 21, 2023 ...1 more at 47.	<b>Receiving TDs</b>	1 at Alabama, Oct 14, 2023 ...1 more at 1.
<b>Rushing Average</b>	5.6 vs. Kansas, Dec 28, 2022 5.2 at LSU, Sep 23, 2023 4.0 at Mississippi St., Oct 08, 2022	<b>All-Purpose Yards</b>	134 vs. Kansas, Dec 28, 2022 113 at LSU, Sep 23, 2023 58 vs. Mississippi St., Oct 21, 2023
<b>Rushing TDs</b>	2 vs. Kansas, Dec 28, 2022 ...1 more at 2.	<b>Punt Return Yards</b>	3 vs. Kansas, Dec 28, 2022
<b>Receptions</b>	5 vs. Mississippi St., Oct 21, 2023 4 at BYU, Oct 15, 2022 3 at LSU, Sep 23, 2023 ...1 more at 3.	<b>Punt Returns</b>	1 vs. Kansas, Dec 28, 2022
<b>Receiving Yards</b>	40 at BYU, Oct 15, 2022 35 at LSU, Sep 23, 2023 29 vs. Cincinnati, Sep 03, 2022		

100-YARD RUSHING GAMES (1): ALL

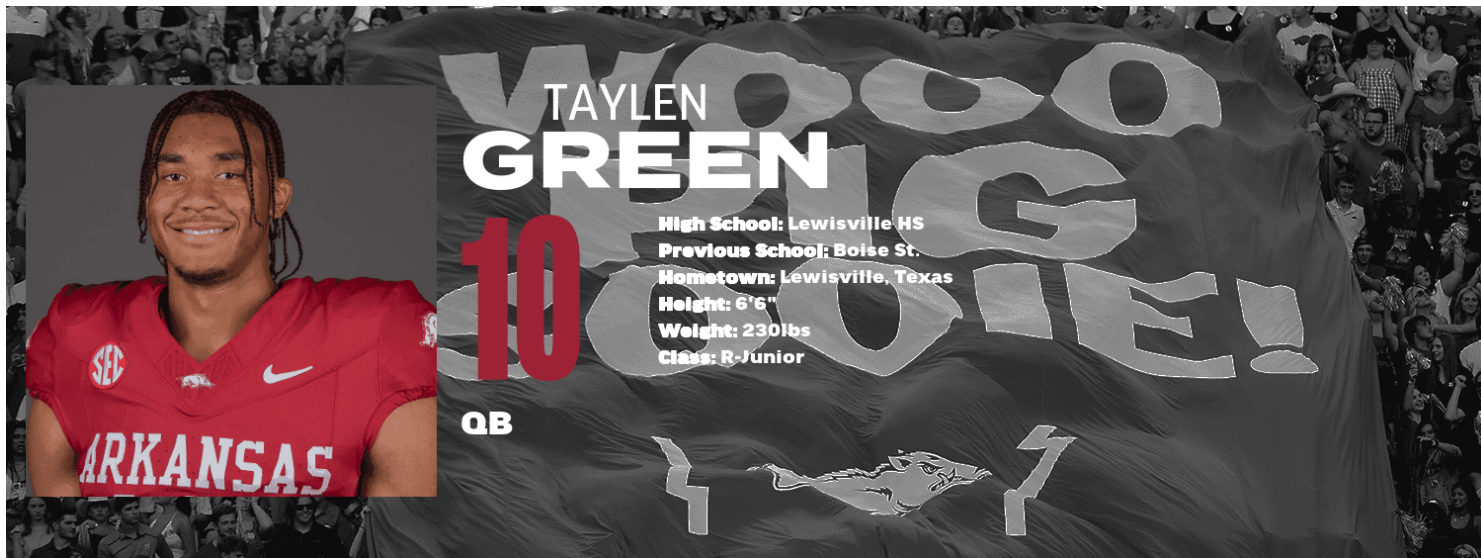
DATE	TEAM	ATT.	YDS.	AVG.	LG	TD
12/28/22	KANSAS	20	112	5.6	26	2

# Game 1: UAPB

## 2023 GAME-BY-GAME ALL STATISTICS (ARKANSAS)

DATE	OPPONENT	P/S	NO.	RUSHING				RECEIVING				TD	W/L	SCORE
				YDS.	AVG.	LG	TD	NO.	YDS.	AVG.	LG			
09/02	Western Caro.	P	3	15	5.0	7	0	1	1	1.0	1	0	W	56-13
09/09	Kent St.	P	10	34	3.4	9	1	0	0	0.0	0	0	W	28-6
09/16	BYU	P	13	47	3.6	15	0	1	7	7.0	7	0	L	31-38
09/23	at LSU	P	15	78	5.2	15	0	3	35	11.7	26	0	L	31-34
09/30	at Texas A&M	P	6	3	0.5	5	0	0	0	0.0	0	0	L	22-34
10/07	at Ole Miss	P	4	10	2.5	11	0	2	15	7.5	16	0	L	20-27
10/14	at Alabama	S	14	26	1.9	5	0	1	14	14.0	14	1	L	21-24
10/21	Mississippi St.	S	14	47	3.4	8	0	5	11	2.2	8	0	L	3-7
11/04	at Florida						DNP						W	39-36+
11/11	Auburn	P	1	3	3.0	3	0	1	2	2.0	2	0	L	10-48
11/18	FIU	P	2	-3	-1.5	3	0	0	0	0.0	0	0	W	44-20
11/24	Missouri						DNP						L	14-48
<b>2023 totals</b>		<b>10-2</b>	<b>82</b>	<b>260</b>	<b>3.2</b>	<b>15</b>	<b>1</b>	<b>14</b>	<b>85</b>	<b>6.1</b>	<b>26</b>	<b>1</b>	<b>4-8</b>	

+ - Overtime



- ▶ Transferred from Boise State where he spent the 2021-23 seasons
- ▶ Has made 22 starts over the past two seasons, completing 287 of 483 passes (59%) for 3,794 yards and 25 touchdowns.
- ▶ Passes for over 1,500 yards and rushed for over 400 yards in 2022 and 2023

- ▶ 2022 Mountain West Freshman of the Year
- ▶ 2022 College Football News Freshman All-America Second Team
- ▶ Rated as one of the top 100 recruits in Texas according to 247Sports (No. 95) out of high school

ALL PASSING STATISTICS

DATE	TEAM	GP	GS	ATT.	CMP.	PCT.	YDS	AVG.	TD	INT.	LG	SK	LST	RATE
2021	Boise St.	2	0	0	0	0.0	0	0.0	0	0	0	1	16	0.0
2022	Boise St.	13	10	271	166	61.3	2,042	7.5	14	6	52	6	45	92.5
2023	Boise St.	14	12	212	121	57.1	1,752	8.3	11	9	75	8	37	83.7
<b>Totals</b>		<b>29</b>	<b>22</b>	<b>483</b>	<b>287</b>	<b>59.4</b>	<b>3,794</b>	<b>7.9</b>	<b>25</b>	<b>15</b>	<b>75</b>	<b>15</b>	<b>98</b>	<b>88.6</b>

ALL RUSHING STATISTICS

DATE	TEAM	GP	GS	NO.	YDS.	AVG.	LG	TD
2021	Boise St.	2	0	5	2	0.4	17	0
2022	Boise St.	13	10	81	588	7.3	91	10
2023	Boise St.	14	12	78	436	5.6	70	9
<b>Totals</b>		<b>29</b>	<b>22</b>	<b>164</b>	<b>1,026</b>	<b>6.3</b>	<b>91</b>	<b>19</b>

ALL PASSING/RUSHING STATISTICS

DATE	TEAM	GP	GS	ATT.	CMP.	PCT.	PASSING							RUSHING					
							YDS	AVG.	TD	INT.	LG	SK	LST	RATE	NO.	YDS.	AVG.	LG	TD
2021	Boise St.	2	0	0	0	0.0	0	0.0	0	0	0	1	16	0.0	5	2	0.4	17	0
2022	Boise St.	13	10	271	166	61.3	2,042	7.5	14	6	52	6	45	92.5	81	588	7.3	91	10
2023	Boise St.	14	12	212	121	57.1	1,752	8.3	11	9	75	8	37	83.7	78	436	5.6	70	9
<b>Totals</b>		<b>29</b>	<b>22</b>	<b>483</b>	<b>287</b>	<b>59.4</b>	<b>3,794</b>	<b>7.9</b>	<b>25</b>	<b>15</b>	<b>75</b>	<b>15</b>	<b>98</b>	<b>88.6</b>	<b>164</b>	<b>1,026</b>	<b>6.3</b>	<b>91</b>	<b>19</b>

SINGLE-GAME HIGHS: QUARTERBACK

<b>Pass Attempts</b>	39 at Washington, Sep 02, 2023 38 vs. Fresno St., Dec 03, 2022 33 at Wyoming, Nov 19, 2022	<b>Rush Attempts</b>	12 vs. North Texas, Dec 17, 2022 11 at San Diego St., Sep 22, 2023 ...2 more at 11.
<b>Pass Completions</b>	24 vs. Colorado St., Oct 29, 2022 20 at Wyoming, Nov 19, 2022 19 at Washington, Sep 02, 2023 ...1 more at 19.	<b>Rushing Yards</b>	121 vs. North Texas, Dec 17, 2022 105 vs. San Diego St., Sep 30, 2022 102 at Oregon St., Sep 03, 2022
<b>Yards Passing</b>	305 vs. Colorado St., Oct 29, 2023 244 at Washington, Sep 02, 2023 228 vs. Air Force, Nov 24, 2023	<b>Rushing Average</b>	13.1 vs. San Diego St., Sep 30, 2022 11.3 at UNLV, Dec 02, 2023 10.1 vs. North Texas, Dec 17, 2022
<b>TD Passes</b>	4 vs. Utah St., Nov 25, 2022 2 at UNLV, Dec 02, 2023 ...4 more at 2.	<b>Rushing TDs</b>	2 at UNLV, Dec 02, 2023 ...4 more at 2.
<b>Completion Percentage</b>	80.0 at UNLV, Dec 02, 2023 ...1 more at 80.0.		

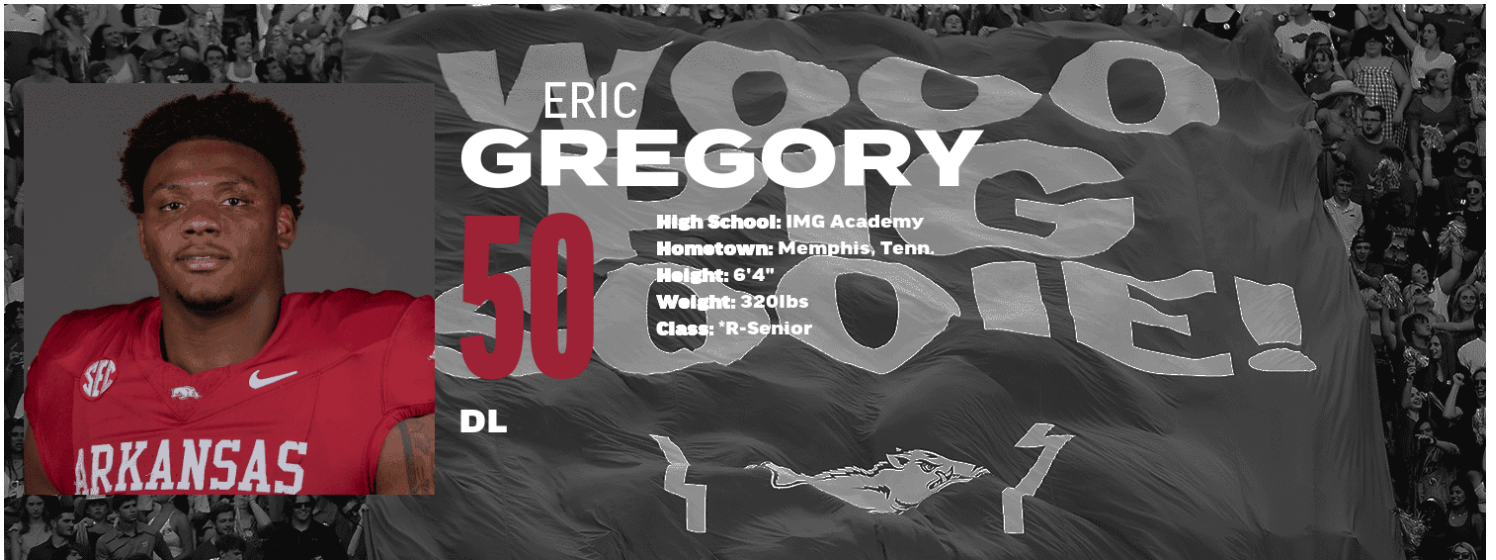
300-YARD PASSING GAMES (1): ALL

DATE	TEAM	NO.	YDS.	AVG.	LG	TD
10/29/22	COLORADO ST.	24	305	12.7	33	2

# Game 1: UAPB

## 2023 GAME-BY-GAME ALL STATISTICS (BOISE ST.)

DATE	OPPONENT	P/S	PASSING										RUSHING					SCORE	
			ATT	CMP	YDS	PCT	Y/A	Y/C	TD	INT	LG	SK/YD	RATE	ATT	YDS	LG	TD		W/L
09/02	at Washington	S	39	19	244	48.7	6.3	12.8	1	2	50	1/3	39.6	5	31	13	0	L	19-56
09/09	UCF	S	19	9	144	47.4	7.6	16.0	1	1	38	0/0	79.2	6	37	19	0	L	16-18
09/16	North Dakota	S	29	18	188	62.1	6.5	10.4	1	1	34	1/12	118.8	5	35	21	1	W	42-18
09/22	at San Diego St.	S	22	12	162	54.5	7.4	13.5	1	0	39	1/11	118.8	11	25	10	1	W	34-31
09/30	at Memphis	S	24	12	200	50.0	8.3	16.7	0	0	59	1/2	79.2	8	51	20	0	L	32-35
10/07	San Jose St.	S	8	4	75	50.0	9.4	18.8	1	0	44	0/0	39.6	5	40	15	2	W	35-27
10/14	at Colorado St.	S	8	5	28	62.5	3.5	5.6	0	1	11	0/0	100.0	3	11	8	0	L	30-31
10/28	Wyoming	S	6	3	69	50.0	11.5	23.0	1	0	49	0/0	79.2	4	32	19	1	W	32-7
11/04	at Fresno St.	S	2	1	32	50.0	16.0	32.0	0	1	32	1/1	56.3	3	6	6	0	L	30-37
11/11	New Mexico	P	6	5	63	83.3	10.5	12.6	0	0	24	0/0	110.4	5	27	19	1	W	42-14
11/18	at Utah St.	S	17	8	93	47.1	5.5	11.6	2	0	31	1/1	103.3	8	26	13	0	W	45-10
11/24	Air Force	S	17	13	228	76.5	13.4	17.5	1	2	75	1/4	97.9	7	25	12	1	W	27-19
12/02	at UNLV	S	15	12	226	80.0	15.1	18.8	2	1	57	1/3	130.6	8	90	70	2	W	44-20
12/16	UCLA	P	0	0	0	0.0	0.0	0.0	0	0	0	0/0	0.0	0	0	0	0	L	22-35
2023 totals			14-12	212	121	1,752	57.1	8.3	14.5	11	9	75	8/37	83.7	78	436	70	9	8-6



- ▶ Enters his sixth season in Fayetteville with 32 career starts
- ▶ Has played in 38 consecutive games, splitting time between defensive tackle and defensive end.
- ▶ Has recorded a sack in four consecutive seasons.

- ▶ Fall SEC Academic Honor Roll (2021, 2022)
- ▶ Recorded a season-best three tackles vs. Kent State (Sept. 9, 2023) with a half tackle for loss
- ▶ Four-star prospect by Rivals and ESPN

ALL DEFENSIVE STATISTICS

DATE	TEAM	GP	GS	TK	S	A	TACKLES				INTERCEPTIONS				O. FUMB				ST				MISC									
							TFL	YDS	SK	YDS	QH	NO	YDS	LG	TD	PD	FF	FR	TD	YDS	TK	S	A	FF	FR	S	A					
2019	Arkansas	2	0	4	1	3	0.0	0.0	0.0	0.0	0	0	0	0	0	0	0	0	0	0	0	0	0	0	0	0	0	0	0	0	0	0
2020	Arkansas	9	7	27	12	15	3.0	22.0	2.5	21.0	1	1	0	0	0	0	0	0	0	0	0	0	0	0	0	0	0	0	0	0	0	0
2021	Arkansas	13	3	27	7	20	4.0	12.0	1.0	9.0	3	0	0	0	0	1	0	0	0	0	0	0	0	0	0	0	0	0	0	0	0	0
2022	Arkansas	12	9	19	8	11	4.0	14.0	2.0	11.0	4	0	0	0	0	0	0	0	0	0	0	0	0	0	0	0	0	0	0	0	0	0
2023	Arkansas	12	12	16	8	8	2.5	6.0	1.0	4.0	6	0	0	0	0	1	0	0	0	0	0	0	0	0	0	0	0	0	0	0	0	0
<b>Totals</b>		<b>48</b>	<b>31</b>	<b>93</b>	<b>36</b>	<b>57</b>	<b>13.5</b>	<b>54.0</b>	<b>6.5</b>	<b>45.0</b>	<b>14</b>	<b>1</b>	<b>0</b>	<b>0</b>	<b>0</b>	<b>2</b>	<b>0</b>	<b>0</b>	<b>0</b>	<b>0</b>	<b>0</b>	<b>0</b>	<b>0</b>	<b>0</b>	<b>0</b>	<b>0</b>	<b>0</b>	<b>0</b>	<b>0</b>	<b>0</b>	<b>0</b>	<b>0</b>

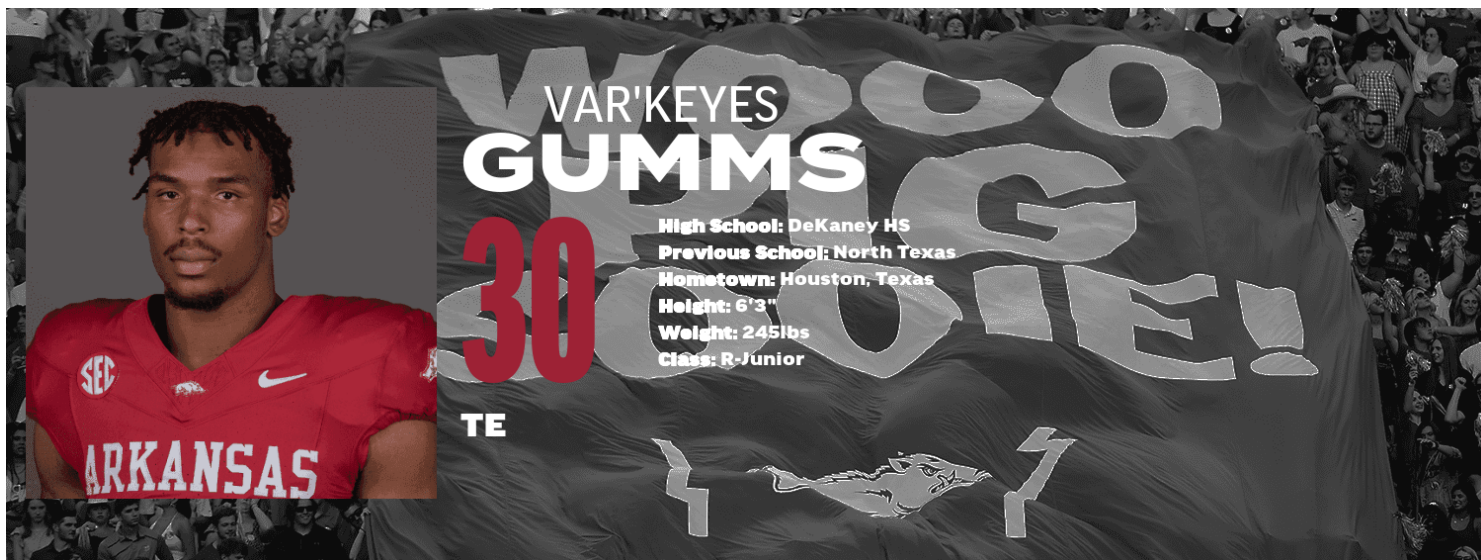
SINGLE-GAME HIGHS: DEFENSIVE

<b>Total Tackles</b>	6 at Auburn, Oct 10, 2020 5 vs. Tennessee, Nov 07, 2020 4 at LSU, Nov 13, 2021 ...1 more at 4.	<b>Passes Defensed</b>	1 at Ole Miss, Oct 07, 2023 ...1 more at 1.
<b>Solo Tackles</b>	4 at Auburn, Oct 10, 2020 3 at Missouri, Nov 25, 2022 2 vs. Auburn, Nov 11, 2023 ...7 more at 2.	<b>Tackles For Loss</b>	2 at Texas A&M, Sep 24, 2022 ...1 more at 2.
<b>Sacks</b>	1.0 at Florida, Nov 04, 2023 ...5 more at 1.0.	<b>Interceptions</b>	1 vs. Tennessee, Nov 07, 2020

2023 GAME-BY-GAME ALL STATISTICS (ARKANSAS)

DATE	OPPONENT	P/S	TK	S	A	TACKLES				INTERCEPTIONS				O. FUMB				ST				MISC		W/L	SCORE			
						SK	YDS	TFL	YDS	QH	NO	YDS	LG	TD	PD	FF	FR	TD	YDS	TK	S	A	FF			FR	S	A
09/02	Western Caro.	S	1	1	0	0.0	0.0	0.0	0.0	0	0	0	0	0	0	0	0	0	0	0	0	0	0	0	0	0	W	56-13
09/09	Kent St.	S	3	1	2	0.0	0.0	0.5	1.0	1	0	0	0	0	0	0	0	0	0	0	0	0	0	0	0	0	W	28-6
09/16	BYU	S	1	0	1	0.0	0.0	0.0	0.0	1	0	0	0	0	0	0	0	0	0	0	0	0	0	0	0	L	31-38	
09/23	at LSU	S	2	0	2	0.0	0.0	0.0	0.0	1	0	0	0	0	0	0	0	0	0	0	0	0	0	0	0	L	31-34	
09/30	at Texas A&M	S	2	2	0	0.0	0.0	1.0	1.0	1	0	0	0	0	0	0	0	0	0	0	0	0	0	0	0	L	22-34	
10/07	at Ole Miss	S	2	1	1	0.0	0.0	0.0	0.0	1	0	0	0	0	1	0	0	0	0	0	0	0	0	0	0	L	20-27	
10/14	at Alabama	S	1	0	1	0.0	0.0	0.0	0.0	0	0	0	0	0	0	0	0	0	0	0	0	0	0	0	0	L	21-24	
10/21	Mississippi St.	S	0	0	0	0.0	0.0	0.0	0.0	0	0	0	0	0	0	0	0	0	0	0	0	0	0	0	0	L	3-7	
11/04	at Florida	S	2	1	1	1.0	4.0	1.0	4.0	0	0	0	0	0	0	0	0	0	0	0	0	0	0	0	0	W	39-36+	
11/11	Auburn	S	2	2	0	0.0	0.0	0.0	0.0	0	0	0	0	0	0	0	0	0	0	0	0	0	0	0	0	L	10-48	
11/18	FIU	S	0	0	0	0.0	0.0	0.0	0.0	1	0	0	0	0	0	0	0	0	0	0	0	0	0	0	0	W	44-20	
11/24	Missouri	S	0	0	0	0.0	0.0	0.0	0.0	0	0	0	0	0	0	0	0	0	0	0	0	0	0	0	0	L	14-48	
<b>2023 totals</b>		<b>12-12</b>	<b>16</b>	<b>8</b>	<b>8</b>	<b>1.0</b>	<b>4.0</b>	<b>2.5</b>	<b>6.0</b>	<b>6</b>	<b>0</b>	<b>0</b>	<b>0</b>	<b>0</b>	<b>1</b>	<b>0</b>	<b>0</b>	<b>0</b>	<b>0</b>	<b>0</b>	<b>0</b>	<b>0</b>	<b>0</b>	<b>0</b>	<b>0</b>	<b>0</b>	<b>4-8</b>	

+ - Overtime



**2022 Second-Team Freshman All-American (The Athletic, CFN)**  
**2022 Second-Team All-CUSA (PFF, PFN)**  
**2022 Fourth-Team All-CUSA (Phil Steele)**  
**2022 Conference USA All-Freshman (Coaches)**

**At North Texas**

**2022 (REDSHIRT FRESHMAN):** Played in all 14 games for North Texas, starting six, catching 34 passes for 458 yards and five touchdowns to earn Second-Team Freshman All-American from The Athletic and College Football Network, Second-Team All-CUSA from Pro Football Focus and Pro Football Network, Fourth-Team All-CUSA from Phil Steele and Conference USA All-Freshman honors from the league's coaches ... Set single-season school records for a tight end in receptions (34) and yards (458) ... His five scores led the league among tight ends and were second-most in a single-season by a tight end in North Texas history ... His 458 yards were 15<sup>th</sup> nationally among tight ends and led Conference USA ... Hauled in two passes for 38 yards vs. SMU (Sept. 3) ... Found the end zone for the first time as part of a three-catch game with 28 yards vs. Texas Southern (Sept. 10) ... Caught two passes, including a 54-yarder, for 71 yards and a score at UNLV (Sept. 17) ... Gained seven yards on one reception at Memphis (Sept. 24) ... Snagged three passes for 22 yards vs. Florida Atlantic (Oct. 1) ... Posted a season-best with four catches for 59 yards and his third touchdown of the season vs. Louisiana Tech (Oct. 15) ... Set a career-best with 92 yards at UTSA (Oct. 22), catching three passes and scoring a touchdown ... Hauled in two passes for 30 yards at Western Kentucky (Oct. 29) ... Scored his fifth TD of the season vs. FIU (Nov. 5), catching a career-high five passes for 42 yards ... Caught three passes for eight yards at UAB (Nov. 12) ... Three catches for 41 yards vs. Rice (Nov. 26) ... Two catches for 13 yards against UTSA in the C-USA Championship Game (Dec. 2) ... One catch for seven yards vs. Boise State in Frisco Bowl.

**2021 (FRESHMAN):** Played in three games in his first season at North Texas to preserve his redshirt but did not record any stats ... Made his collegiate debut vs. Louisiana Tech.

**HIGH SCHOOL:** Rated a three-star prospect by 247Sports Composite ... Rated by 247 as the No. 50 tight end in the class of 2021 and No. 132 prospect in Texas ... Had 33 receptions for 506 yards and three touchdowns in nine games during his senior season ... Had 678 receiving yards on 45 receptions with seven touchdowns in 23 varsity games played for Dekaney ... Also played basketball at Dekaney and earned first-team All-District recognition as a junior after averaging 10.1 points and 11.8 rebounds per game ... Named Dekaney High School Homecoming King in 2020 ... Chose North Texas over: LSU, Houston, Louisiana Tech, Tulsa, Utah State, Grambling State, Prairie View A&M and Southern University.

ALL RUSHING/RECEIVING STATISTICS

DATE	TEAM	GP	GS	NO.	RECEIVING				TD	NO.	RUSHING			
					YDS.	AVG.	LG	YDS.			AVG.	LG	TD	
2021	North Texas	3	0	0	0	0.0	0	0	0	0	0.0	0	0	
2022	North Texas	14	6	34	458	13.5	54	5	0	0	0.0	0	0	
2023	Arkansas	10	0	3	26	8.7	25	0	0	0	0.0	0	0	
<b>Totals</b>		<b>27</b>	<b>6</b>	<b>37</b>	<b>484</b>	<b>13.1</b>	<b>54</b>	<b>5</b>	<b>0</b>	<b>0</b>	<b>0.0</b>	<b>0</b>	<b>0</b>	

SINGLE-GAME HIGHS: RECEIVING

Receptions	5 vs. FIU, Nov 05, 2022 4 vs. Louisiana Tech, Oct 15, 2022 3 vs. Rice, Nov 26, 2022 ...4 more at 3.	Receiving TDs	1 vs. FIU, Nov 05, 2022 ...4 more at 1.
Receiving Yards	92 at UTSA, Oct 22, 2022 71 at UNLV, Sep 17, 2022 59 vs. Louisiana Tech, Oct 15, 2022	All-Purpose Yards	92 at UTSA, Oct 22, 2022 71 at UNLV, Sep 17, 2022 59 vs. Louisiana Tech, Oct 15, 2022
Receiving Average	30.7 at UTSA, Oct 22, 2022 14.8 vs. Louisiana Tech, Oct 15, 2022 13.7 vs. Rice, Nov 26, 2022		

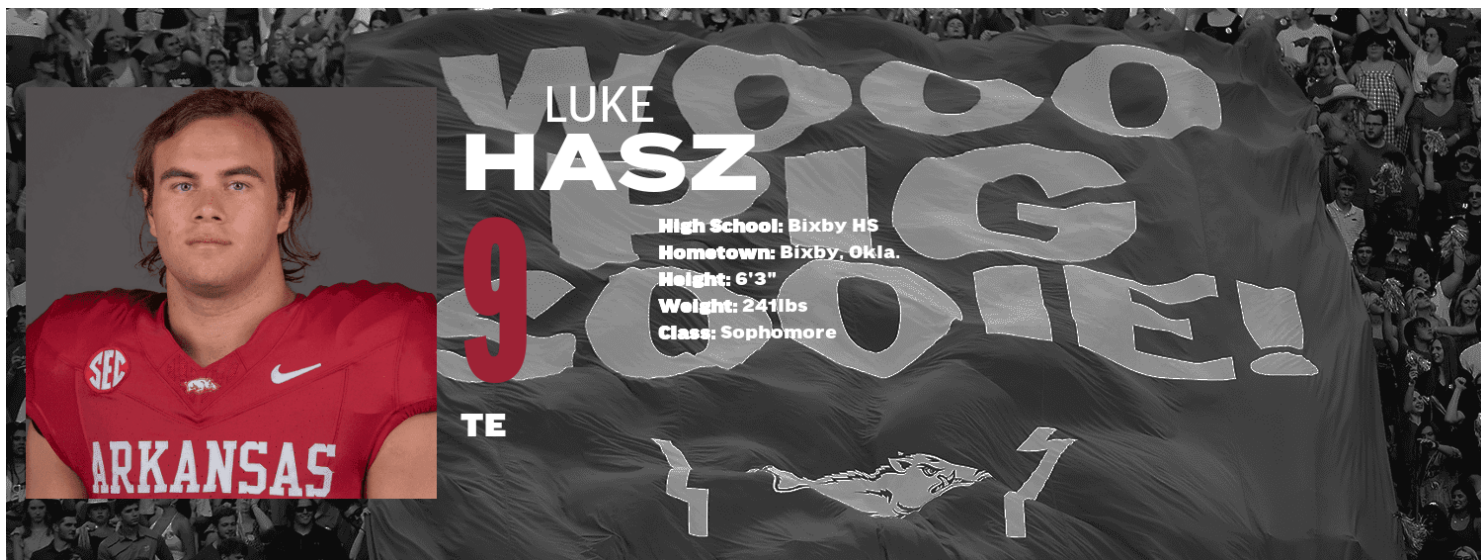


# Game 1: UAPB

## 2023 GAME-BY-GAME ALL STATISTICS (ARKANSAS)

DATE	OPPONENT	P/S	NO.	RECEIVING				RUSHING				W/L	SCORE	
				YDS.	AVG.	LG	TD	NO.	YDS.	AVG.	LG			TD
09/02	Western Caro.						DNP						W	56-13
09/09	Kent St.	P	0	0	0.0	0	0	0	0	0.0	0	0	W	28-6
09/16	BYU	P	0	0	0.0	0	0	0	0	0.0	0	0	L	31-38
09/23	at LSU	P	0	0	0.0	0	0	0	0	0.0	0	0	L	31-34
09/30	at Texas A&M	P	1	2	2.0	2	0	0	0	0.0	0	0	L	22-34
10/07	at Ole Miss						DNP						L	20-27
10/14	at Alabama	P	1	25	25.0	25	0	0	0	0.0	0	0	L	21-24
10/21	Mississippi St.	P	0	0	0.0	0	0	0	0	0.0	0	0	L	3-7
11/04	at Florida	P	0	0	0.0	0	0	0	0	0.0	0	0	W	39-36+
11/11	Auburn	P	0	0	0.0	0	0	0	0	0.0	0	0	L	10-48
11/18	FIU	P	0	0	0.0	0	0	0	0	0.0	0	0	W	44-20
11/24	Missouri	P	1	-1	-1.0	0	0	0	0	0.0	0	0	L	14-48
<b>2023 totals</b>		<b>10-0</b>	<b>3</b>	<b>26</b>	<b>8.7</b>	<b>25</b>	<b>0</b>	<b>0</b>	<b>0</b>	<b>0.0</b>	<b>0</b>	<b>0</b>	<b>4-8</b>	

+ - Overtime



- ▶ 2024 John Mackey Award Watch List
- ▶ 2024 Comeback Player of the Year Award Watch List
- ▶ Named to The Athletic's Midseason Freshman All-America team (2023)
- ▶ Suffered season-ending injury during fifth game of 2023 season.

- ▶ Ranked first among all freshmen tight ends in receiving yards and ranked seventh among all FBS tight ends in receiving yards at the time of his injury.
- ▶ Earned John Mackey Tight End of the Week honors after registering six receptions for 116 yards and two touchdowns at LSU (Sept. 23).

ALL RUSHING/RECEIVING STATISTICS

DATE	TEAM	GP	GS	RECEIVING					RUSHING				
				NO.	YDS.	AVG.	LG	TD	NO.	YDS.	AVG.	LG	TD
2023	Arkansas	5	5	16	253	15.8	59	3	0	0	0.0	0	0
<b>Totals</b>		5	5	16	253	15.8	59	3	0	0	0.0	0	0

SINGLE-GAME HIGHS: RECEIVING

Receptions	6 at LSU, Sep 23, 2023 4 vs. BYU, Sep 16, 2023 3 vs. Kent St., Sep 09, 2023	Receiving TDs	2 at LSU, Sep 23, 2023 1 vs. BYU, Sep 16, 2023
Receiving Yards	116 at LSU, Sep 23, 2023 78 vs. BYU, Sep 16, 2023 26 vs. Kent St., Sep 09, 2023	All-Purpose Yards	116 at LSU, Sep 23, 2023 78 vs. BYU, Sep 16, 2023 26 vs. Kent St., Sep 09, 2023
Receiving Average	19.5 vs. BYU, Sep 16, 2023 19.3 at LSU, Sep 23, 2023 8.7 vs. Kent St., Sep 09, 2023		

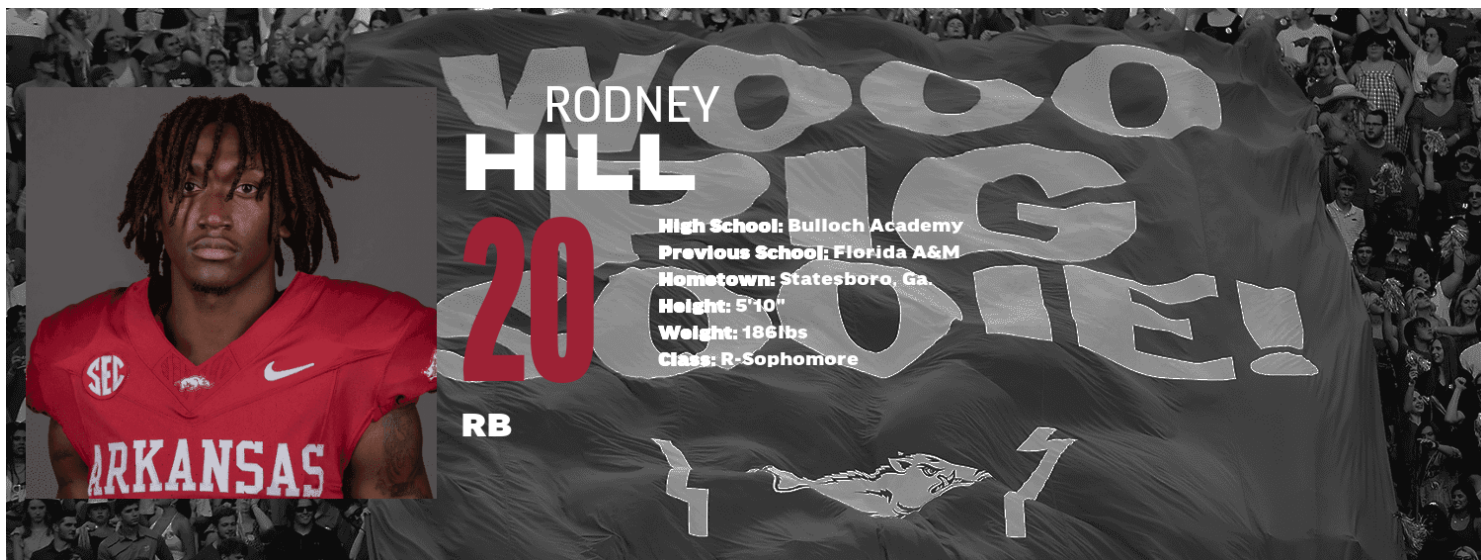
100-YARD RECEIVING GAMES (1): ALL

DATE	TEAM	NO.	YDS.	AVG.	LG	TD
09/23/23	at LSU	6	116	19.3	59	2

2023 GAME-BY-GAME ALL STATISTICS (ARKANSAS)

DATE	OPPONENT	P/S	RECEIVING					RUSHING					W/L	SCORE	
			NO.	YDS.	AVG.	LG	TD	NO.	YDS.	AVG.	LG	TD			
09/02	Western Caro.	S	2	19	9.5	14	0	0	0	0.0	0	0	0	W	56-13
09/09	Kent St.	S	3	26	8.7	10	0	0	0	0.0	0	0	0	W	28-6
09/16	BYU	S	4	78	19.5	30	1	0	0	0.0	0	0	0	L	31-38
09/23	at LSU	S	6	116	19.3	59	2	0	0	0.0	0	0	0	L	31-34
09/30	at Texas A&M	S	1	14	14.0	14	0	0	0	0.0	0	0	0	L	22-34
10/07	at Ole Miss						DNP							L	20-27
10/14	at Alabama						DNP							L	21-24
10/21	Mississippi St.						DNP							L	3-7
11/04	at Florida						DNP							W	39-36+
11/11	Auburn						DNP							L	10-48
11/18	FIU						DNP							W	44-20
11/24	Missouri						DNP							L	14-48
<b>2023 totals</b>		5-5	16	253	15.8	59	3	0	0	0.0	0	0	0	4-8	

+ - Overtime



- ▶ Transferred from Florida State to Florida A&M during the spring before arriving in Fayetteville.
- ▶ Ran for 190 yards and one touchdown on 50 carries while playing in 12 games (2023)

- ▶ Scored a TD and rushed for 30 yards in win over No. 16 Duke (Oct. 21, 2023)
- ▶ Rushed for a career-high 55 yards and a score on nine carries in his collegiate debut against Duquesne (Aug. 27, 2022)
- ▶ Four-star prospect rated No. 235 in ESPN300
- ▶ Also played basketball and ran track while at Bulloch Academy

ALL RUSHING/RECEIVING STATISTICS

DATE	TEAM	GP	GS	RUSHING						RECEIVING				
				NO.	YDS.	AVG.	LG	TD	NO.	YDS.	AVG.	LG	TD	
2022	Florida St.	4	0	27	144	5.3	18	1	0	0	0.0	0	0	
2023	Florida St.	13	0	50	190	3.8	19	1	5	83	16.6	48	0	
<b>Totals</b>		<b>17</b>	<b>0</b>	<b>77</b>	<b>334</b>	<b>4.3</b>	<b>19</b>	<b>2</b>	<b>5</b>	<b>83</b>	<b>16.6</b>	<b>48</b>	<b>0</b>	

ALL RETURN STATISTICS

DATE	TEAM	RET.	KICKOFF RETURNS					PUNT RETURNS				
			YDS.	AVG.	LG	TD	NO.	FC	YDS.	AVG.	LG	TD
2022	Florida St.	0	0	0.0	0	0	0	0	0	0.0	0	0
2023	Florida St.	2	42	21.0	27	0	0	0	0	0.0	0	0
<b>Totals</b>		<b>2</b>	<b>42</b>	<b>21.0</b>	<b>27</b>	<b>0</b>	<b>0</b>	<b>0</b>	<b>0</b>	<b>0.0</b>	<b>0</b>	<b>0</b>

SINGLE-GAME HIGHS: RUSHING/RECEIVING

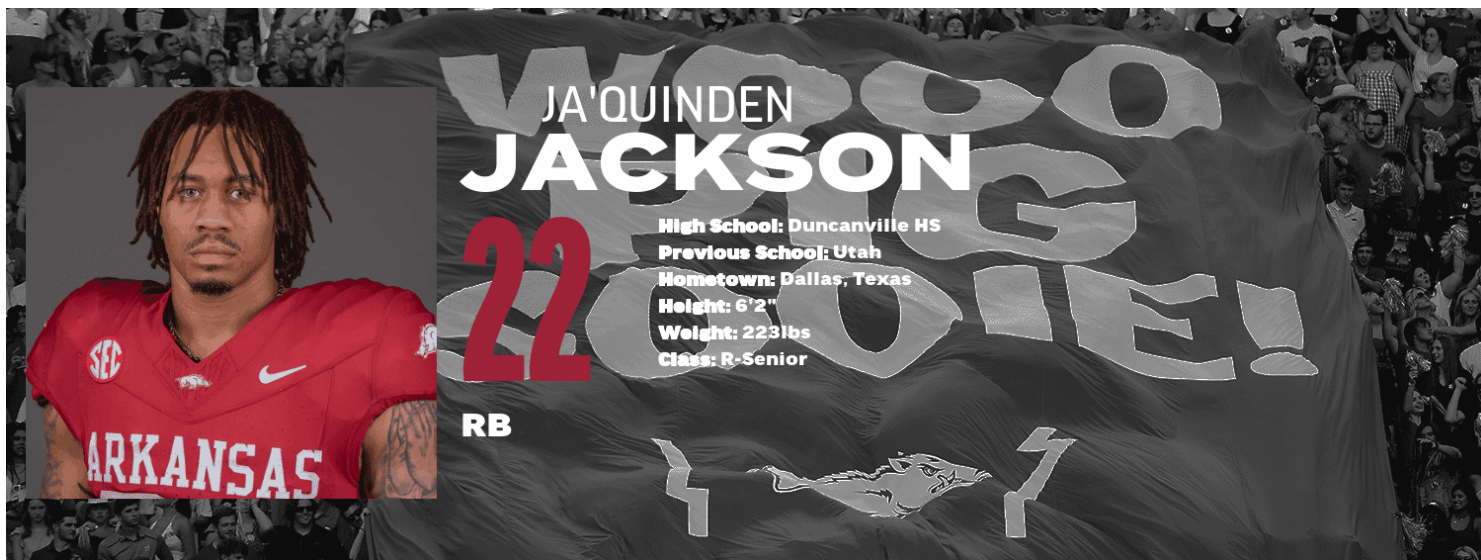
<b>Rush Attempts</b>	9 vs. Louisiana, Nov 19, 2022 ...1 more at 9.	<b>Receiving Yards</b>	47 at Pittsburgh, Nov 04, 2023 23 at Wake Forest, Oct 28, 2023
<b>Rushing Yards</b>	55 vs. Duquesne, Aug 27, 2022 42 at Boston College, Sep 16, 2023 41 vs. Georgia Tech, Oct 29, 2022	<b>All-Purpose Yards</b>	72 vs. Duke, Oct 21, 2023 55 vs. Duquesne, Aug 27, 2022 52 at Pittsburgh, Nov 04, 2023
<b>Rushing Average</b>	6.1 vs. Duquesne, Aug 27, 2022 3.4 vs. Louisiana, Nov 19, 2022	<b>Kickoff Returns</b>	2 vs. Duke, Oct 21, 2023
<b>Rushing TDs</b>	1 vs. Duke, Oct 21, 2023 ...1 more at 1.	<b>Kickoff Return Yards</b>	42 vs. Duke, Oct 21, 2023
<b>Receptions</b>	2 at Pittsburgh, Nov 04, 2023 1 at Wake Forest, Oct 28, 2023 ...2 more at 1.		

# Game 1: UAPB

## 2023 GAME-BY-GAME ALL STATISTICS (FLORIDA ST.)

DATE	OPPONENT	P/S	NO.	RUSHING				RECEIVING				TD	W/L	SCORE
				YDS.	AVG.	LG	TD	NO.	YDS.	AVG.	LG			
09/03	LSU	P	5	29	5.8	17	0	0	0	0.0	0	0	W	45-24
09/09	Southern Miss.	P	5	31	6.2	19	0	0	0	0.0	0	0	W	66-13
09/16	at Boston College	P	5	42	8.4	18	0	1	5	5.0	5	0	W	31-29
09/23	at Clemson	P	3	1	0.3	2	0	0	0	0.0	0	0	W	31-24+
10/07	Virginia Tech	P	6	13	2.2	5	0	1	8	8.0	8	0	W	39-17
10/14	Syracuse						DNP						W	41-3
10/21	Duke	P	6	30	5.0	9	1	0	0	0.0	0	0	W	38-20
10/28	at Wake Forest	P	5	11	2.2	6	0	1	23	23.0	23	0	W	41-16
11/04	at Pittsburgh	P	6	5	0.8	9	0	2	47	23.5	48	0	W	24-7
11/11	Miami (FL)	P	0	0	0.0	0	0	0	0	0.0	0	0	W	27-20
11/18	North Ala.	P	6	19	3.2	5	0	0	0	0.0	0	0	W	58-13
11/25	at Florida	P	0	0	0.0	0	0	0	0	0.0	0	0	W	24-15
12/02	Louisville	P	3	9	3.0	5	0	0	0	0.0	0	0	W	16-6
12/30	Georgia	P	0	0	0.0	0	0	0	0	0.0	0	0	L	3-63
<b>2023 totals</b>			<b>13-0</b>	<b>50</b>	<b>190</b>	<b>3.8</b>	<b>19</b>	<b>1</b>	<b>5</b>	<b>83</b>	<b>16.6</b>	<b>48</b>	<b>0</b>	<b>13-1</b>

+ - Overtime



- ▶ 2024 Honorable Mention Preseason All-SEC selection
- ▶ Spent 2020 season at Texas before spending the 2021-23 seasons at Utah
- ▶ Played in 12 games with 11 starts in 2023 while leading the Utes in carries (161), rushing yards (797), rushing touchdowns (4) and 100-yard games (3)

- ▶ Put up a career-best 129 yards on 19 carries with one reception for 11 yards in victory at Baylor (Sept. 9, 2023)
- ▶ Saw action at quarterback, running back and on special teams during the 2022 season at Utah
- ▶ A four-star recruit and the No. 2 overall recruit in the state of Texas by ESPN

ALL RUSHING/RECEIVING STATISTICS

DATE	TEAM	GP	GS	NO.	RUSHING				NO.	RECEIVING			
					YDS.	AVG.	LG	TD		YDS.	AVG.	LG	TD
2020	Texas	1	0	0	0	0.0	0	0	0	0	0.0	0	0
2021	Utah	4	0	6	30	5.0	10	1	0	0	0.0	0	0
2022	Utah	12	0	78	531	6.8	66	9	1	8	8.0	8	0
2023	Utah	13	11	161	797	5.0	54	4	9	53	5.9	18	0
<b>Totals</b>		<b>30</b>	<b>11</b>	<b>245</b>	<b>1,358</b>	<b>5.5</b>	<b>66</b>	<b>14</b>	<b>10</b>	<b>61</b>	<b>6.1</b>	<b>18</b>	<b>0</b>

ALL RETURN STATISTICS

DATE	TEAM	KICKOFF RETURNS					PUNT RETURNS					
		RET.	YDS.	AVG.	LG	TD	NO.	FC	YDS.	AVG.	LG	TD
2020	Texas	0	0	0.0	0	0	0	0	0	0.0	0	0
2021	Utah	0	0	0.0	0	0	0	0	0	0.0	0	0
2022	Utah	0	0	0.0	0	0	0	0	0	0.0	0	0
2023	Utah	0	0	0.0	0	0	0	0	0	0.0	0	0
<b>Totals</b>		<b>0</b>	<b>0</b>	<b>0.0</b>	<b>0</b>	<b>0</b>	<b>0</b>	<b>0</b>	<b>0</b>	<b>0.0</b>	<b>0</b>	<b>0</b>

SINGLE-GAME HIGHS: RUSHING/RECEIVING

<b>Rush Attempts</b>	26 at Southern California, Oct 21, 2023 22 vs. California, Oct 14, 2023 21 vs. Colorado, Nov 25, 2023	<b>Receptions</b>	3 at Arizona, Nov 18, 2023 2 at Washington, Nov 11, 2023 1 at Southern California, Oct 21, 2023 ...4 more at 1.
<b>Rushing Yards</b>	129 at Baylor, Sep 09, 2023 117 at Southern California, Oct 21, 2023 ...1 more at 117.	<b>Receiving Yards</b>	24 at Arizona, Nov 18, 2023 11 at Baylor, Sep 09, 2023 8 at Washington, Nov 11, 2023 ...1 more at 8.
<b>Rushing Average</b>	11.7 at Colorado, Nov 26, 2022 8.5 vs. Arizona St., Nov 04, 2023 8.1 at Southern California, Dec 02, 2022	<b>Receiving Average</b>	8.0 at Arizona, Nov 18, 2023
<b>Rushing TDs</b>	3 at Colorado, Nov 26, 2022 2 at Washington, Nov 11, 2023 ...1 more at 2.	<b>All-Purpose Yards</b>	140 at Baylor, Sep 09, 2023 118 at Southern California, Oct 21, 2023 117 at Colorado, Nov 26, 2022

100-YARD RUSHING GAMES (5): ALL

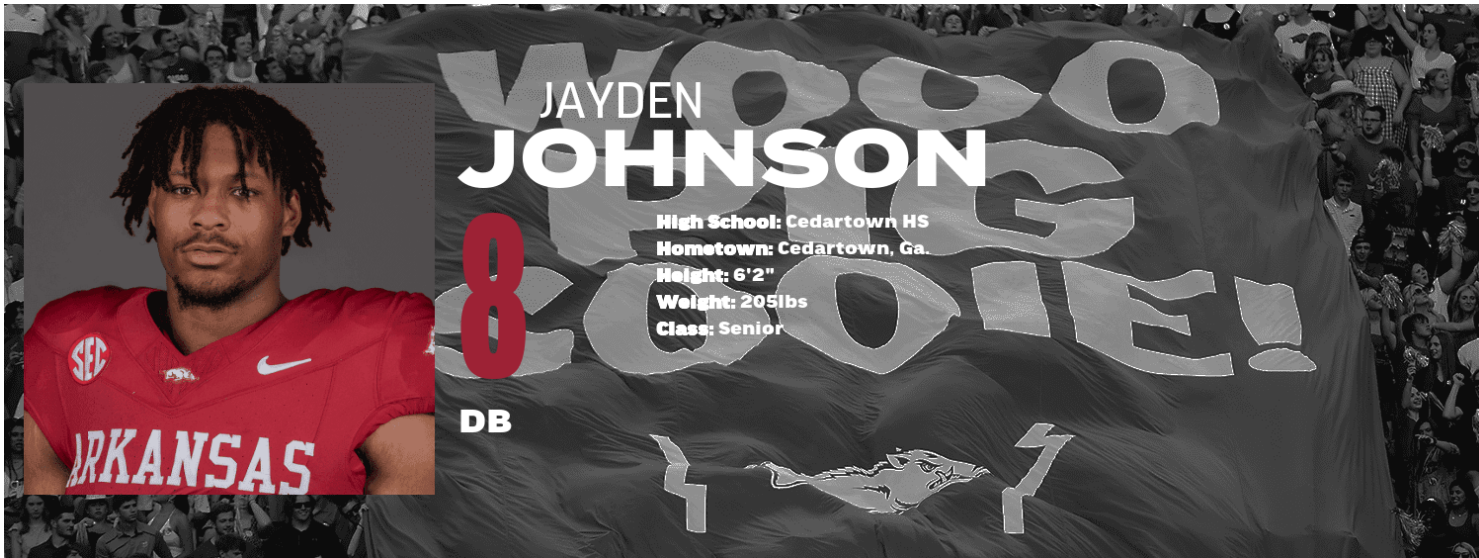
DATE	TEAM	ATT.	YDS.	AVG.	LG	TD
11/26/22	at Colorado	10	117	11.7	66	3
12/02/22	at Southern California	13	105	8.1	53	2
09/09/23	at Baylor	19	129	6.8	44	0
10/21/23	at Southern California	26	117	4.5	26	0
11/04/23	ARIZONA ST.	13	111	8.5	54	1

## Game 1: UAPB

### 2023 GAME-BY-GAME ALL STATISTICS (UTAH)

DATE	OPPONENT	P/S	NO.	RUSHING				RECEIVING				TD	W/L	SCORE
				YDS.	AVG.	LG	TD	NO.	YDS.	AVG.	LG			
08/31	Florida	S	5	15	3.0	4	0	0	0	0.0	0	0	W	24-11
09/09	at Baylor	S	19	129	6.8	44	0	1	11	11.0	11	0	W	20-13
09/16	Weber St.	S	9	69	7.7	16	0	1	6	6.0	6	0	W	31-7
09/23	UCLA	S	6	26	4.3	16	0	0	0	0.0	0	0	W	14-7
09/29	at Oregon St.	P	0	0	0.0	0	0	0	0	0.0	0	0	L	7-21
10/14	California	S	22	94	4.3	11	1	1	3	3.0	3	0	W	34-14
10/21	at Southern California	S	26	117	4.5	26	0	1	1	1.0	1	0	W	34-32
10/28	Oregon	S	12	37	3.1	8	0	0	0	0.0	0	0	L	6-35
11/04	Arizona St.	S	13	111	8.5	54	1	0	0	0.0	0	0	W	55-3
11/11	at Washington	S	10	29	2.9	7	2	2	8	4.0	8	0	L	28-35
11/18	at Arizona	S	10	47	4.7	12	0	3	24	8.0	18	0	L	18-42
11/25	Colorado	S	21	68	3.2	11	0	0	0	0.0	0	0	W	23-17
12/23	at Northwestern	P	8	55	6.9	25	0	0	0	0.0	0	0	L	7-14
<b>2023 totals</b>		<b>13-11</b>	<b>161</b>	<b>797</b>	<b>5.0</b>	<b>54</b>	<b>4</b>	<b>9</b>	<b>53</b>	<b>5.9</b>	<b>18</b>	<b>0</b>	<b>8-5</b>	





- ▶ One of the more experienced players on the defense with 35 games played and 22 career starts.
- ▶ Started all 12 games and racked up a new career-high 62 total tackles with 1.5 tackles for loss on the season (2023)
- ▶ Registered an interception in a season-opening win over Western Carolina (Sept. 2, 2023).

- ▶ Recorded his first career double-digit tackle game at Ole Miss (Oct. 7, 2023), tallying 11 total stops
- ▶ Saw action in 337 snaps with 269 coming on defense and 68 on special teams as a freshman
- ▶ Saw time at quarterback, wide receiver, running back, cornerback and safety at Cedartown High School

COMPARISON: DEFENSIVE - TEXAS A&M

DATE	OPP	W/L	GP/GS	TACKLES						SACK	YDS.	INT	TFL	PD	QH	TD	MISC		
				TOT	SOLO	ASST	FF	FR											
9/24/22	@ Aggies	L	S	6	3	3	0.0	0.0	0	0	0	0	0	0	0	0	0	0	
9/30/23	@ Aggies	L	P	5	2	3	0.0	0.0	0	0	0	0	0	0	0	0	0	0	
Totals		0/2	2/1	11	5	6	0.0	0.0	0	0	0	0	0	0	0	0	0	0	

ALL DEFENSIVE STATISTICS

DATE	TEAM	GP	GS	TK	S	A	TACKLES				INTERCEPTIONS				O. FUMB				ST				MISC											
							TFL	YDS	SK	YDS	QH	NO	YDS	LG	TD	PD	FF	FR	TD	YDS	TK	S	A	FF	FR	S	A							
2021	Arkansas	11	3	24	9	15	2.0	7.0	0.0	0.0	0	0	0	0	0	0	0	0	0	0	0	0	0	0	0	0	0	0	0	0	0	0	0	0
2022	Arkansas	11	6	30	16	14	1.0	6.0	1.0	6.0	1	0	0	0	0	1	0	0	0	0	0	0	0	0	0	0	0	0	0	0	0	0	0	
2023	Arkansas	12	10	62	30	32	1.5	4.0	0.0	0.0	1	1	0	0	0	3	1	0	0	0	0	0	0	0	0	0	0	0	0	0	0	0	0	
Totals		34	19	116	55	61	4.5	17.0	1.0	6.0	2	1	0	0	0	3	2	0	0	0	0	0	0	0	0	0	0	0	0	0	0	0	0	

SINGLE-GAME HIGHS: DEFENSIVE

<b>Total Tackles</b>	11 at Ole Miss, Oct 07, 2023 8 vs. Kent St., Sep 09, 2023 ...1 more at 8.	<b>Forced Fumbles</b>	1 vs. Western Caro., Sep 02, 2023 ...1 more at 1.
<b>Solo Tackles</b>	4 vs. Missouri, Nov 24, 2023 ...3 more at 4.	<b>Tackles For Loss</b>	1 vs. Mississippi St., Oct 21, 2023 ...3 more at 1.
<b>Sacks</b>	1.0 vs. South Carolina, Sep 10, 2022	<b>Interceptions</b>	1 vs. Western Caro., Sep 02, 2023
<b>Passes Defensed</b>	2 at Alabama, Oct 14, 2023 1 at Florida, Nov 04, 2023		

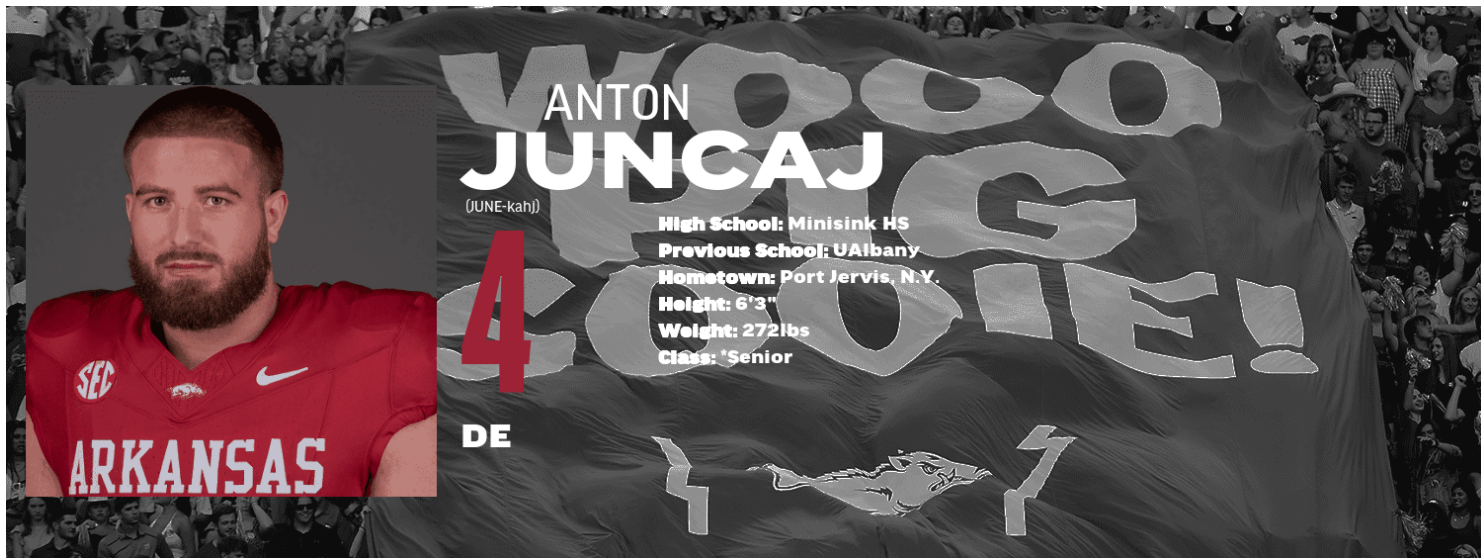


# Game 1: UAPB

## 2023 GAME-BY-GAME ALL STATISTICS (ARKANSAS)

DATE	OPPONENT	P/S	TACKLES						INTERCEPTIONS						O. FUMB				ST				MISC				W/L	SCORE
			TK	S	A	SK	YDS	TFL	YDS	QH	NO	YDS	LG	TD	PD	FF	FR	TD	YDS	TK	S	A	FF	FR	S	A		
09/02	Western Caro.	S	5	4	1	0.0	0.0	0.0	0.0	0	1	0	0	0	0	1	0	0	0	0	0	0	0	0	0	0	W	56-13
09/09	Kent St.	S	8	3	5	0.0	0.0	0.5	0.0	0	0	0	0	0	0	0	0	0	0	0	0	0	0	0	0	0	W	28-6
09/16	BYU	P	2	1	1	0.0	0.0	0.0	0.0	0	0	0	0	0	0	0	0	0	0	0	0	0	0	0	0	0	L	31-38
09/23	at LSU	S	3	1	2	0.0	0.0	0.0	0.0	0	0	0	0	0	0	0	0	0	0	0	0	0	0	0	0	0	L	31-34
09/30	at Texas A&M	P	5	2	3	0.0	0.0	0.0	0.0	0	0	0	0	0	0	0	0	0	0	0	0	0	0	0	0	0	L	22-34
10/07	at Ole Miss	S	11	4	7	0.0	0.0	0.0	0.0	0	0	0	0	0	0	0	0	0	0	0	0	0	0	0	0	0	L	20-27
10/14	at Alabama	S	3	1	2	0.0	0.0	0.0	0.0	0	0	0	0	0	2	0	0	0	0	0	0	0	0	0	0	0	L	21-24
10/21	Mississippi St.	S	5	4	1	0.0	0.0	1.0	4.0	0	0	0	0	0	0	0	0	0	0	0	0	0	0	0	0	0	L	3-7
11/04	at Florida	S	3	2	1	0.0	0.0	0.0	0.0	1	0	0	0	0	1	0	0	0	0	0	0	0	0	0	0	0	W	39-36+
11/11	Auburn	S	6	2	4	0.0	0.0	0.0	0.0	0	0	0	0	0	0	0	0	0	0	0	0	0	0	0	0	0	L	10-48
11/18	FIU	S	4	2	2	0.0	0.0	0.0	0.0	0	0	0	0	0	0	0	0	0	0	0	0	0	0	0	0	0	W	44-20
11/24	Missouri	S	7	4	3	0.0	0.0	0.0	0.0	0	0	0	0	0	0	0	0	0	0	0	0	0	0	0	0	0	L	14-48
<b>2023 totals</b>			<b>12-10</b>	<b>62</b>	<b>30</b>	<b>32</b>	<b>0.0</b>	<b>0.0</b>	<b>1.5</b>	<b>4.0</b>	<b>1</b>	<b>1</b>	<b>0</b>	<b>0</b>	<b>0</b>	<b>3</b>	<b>1</b>	<b>0</b>	<b>0</b>	<b>0</b>	<b>0</b>	<b>0</b>	<b>0</b>	<b>0</b>	<b>0</b>	<b>0</b>	<b>4-8</b>	

+ - Overtime



- ▶ Transferred from Albany following 2023 season
- ▶ Led all of FCS with 15 sacks in 2023, the post by an FCS player since 2021
- ▶ 2024 National Preseason Newcomer of the Year (CFN)

- ▶ 2024 National Preseason Transfer of the Year (CFN)
- ▶ 2024 Preseason SEC Defensive Newcomer of the Year (CFN)
- ▶ 2024 Preseason SEC Defensive Transfer of the Year (CFN)

ALL DEFENSIVE STATISTICS

DATE	TEAM	GP	GS	TK	S	A	TACKLES			INTERCEPTIONS						O. FUMB			ST			MISC										
							TFL	YDS	SK	YDS	QH	NO	YDS	LG	TD	PD	FF	FR	TD	YDS	TK	S	A	FF	FR	S	A					
2019	Southern Conn. St.	9	7	40	24	16	7.5	59.0	5.5	37.0	4	0	0	0	0	0	2	0	0	0	0	0	0	0	0	0	0	0	0	0	0	0
2022	UAlbany	11	7	38	25	13	12.0	37.0	4.5	27.0	5	0	0	0	0	2	0	0	0	0	0	0	0	0	0	0	0	0	0	0	0	
2023	UAlbany	15	15	55	34	21	21.5	118.0	14.0	107.0	12	0	0	0	0	3	5	0	0	0	0	0	0	0	0	0	0	0	0	0	0	
<b>Totals</b>		<b>35</b>	<b>29</b>	<b>133</b>	<b>83</b>	<b>50</b>	<b>41.0</b>	<b>214.0</b>	<b>24.0</b>	<b>171.0</b>	<b>21</b>	<b>0</b>	<b>0</b>	<b>0</b>	<b>0</b>	<b>5</b>	<b>7</b>	<b>0</b>	<b>0</b>	<b>0</b>	<b>0</b>	<b>0</b>	<b>0</b>	<b>0</b>	<b>0</b>	<b>0</b>	<b>0</b>	<b>0</b>	<b>0</b>	<b>0</b>	<b>0</b>	

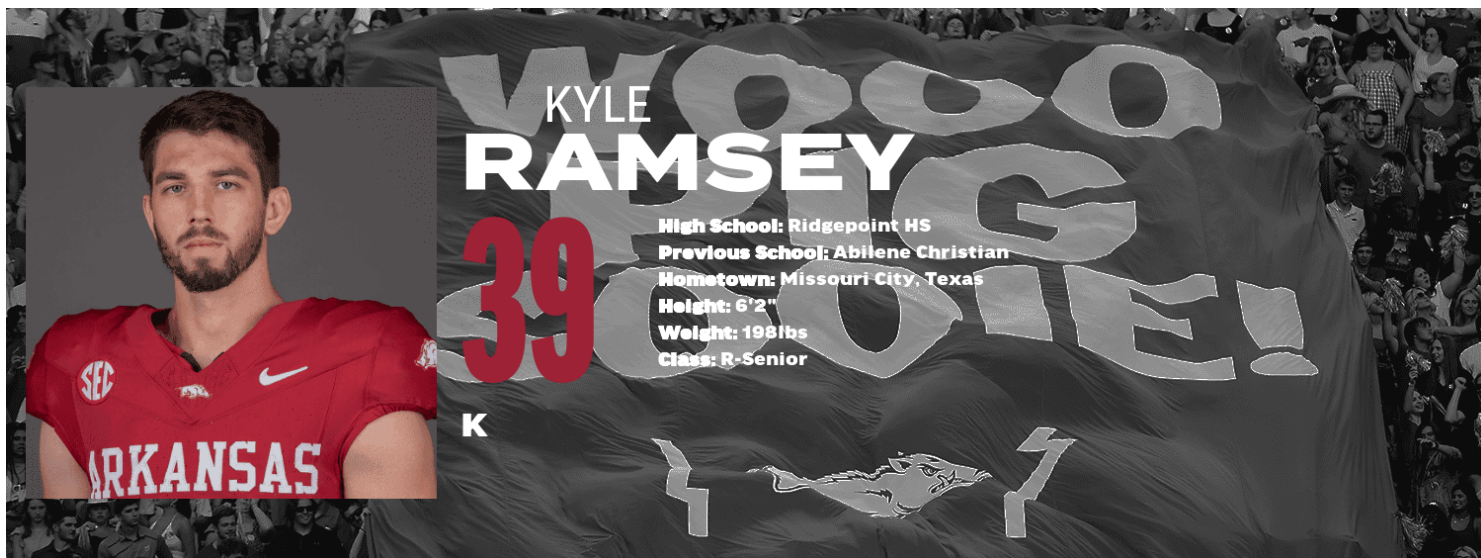
SINGLE-GAME HIGHS: DEFENSIVE

<b>Total Tackles</b>	8 at Towson, Oct 07, 2023 7 at Rhode Island, Nov 19, 2022 ...2 more at 7.	<b>Passes Defensed</b>	1 vs. Richmond, Dec 02, 2023 ...4 more at 1.
<b>Solo Tackles</b>	5 at Towson, Oct 07, 2023 ...4 more at 5.	<b>Forced Fumbles</b>	1 at Idaho, Dec 09, 2023 ...6 more at 1.
<b>Sacks</b>	3.0 vs. Fordham, Aug 26, 2023 2.5 at Stonehill, Nov 02, 2019 2.0 vs. Villanova, Sep 30, 2023 ...2 more at 2.0.	<b>Tackles For Loss</b>	4 vs. Fordham, Aug 26, 2023 3 at Villanova, Oct 22, 2022 2 vs. Richmond, Dec 02, 2023 ...8 more at 2.

2023 GAME-BY-GAME ALL STATISTICS (UALBANY)

DATE	OPPONENT	P/S	TK	S	A	TACKLES			INTERCEPTIONS						O. FUMB			MISC			SCORE										
						SK	YDS	TFL	YDS	QH	NO	YDS	LG	TD	PD	FF	FR	TD	YDS	S		A	W/L								
08/26	Fordham	S	6	5	1	3.0	23.0	4.0	24.0	1	0	0	0	0	0	1	0	0	0	0	0	0	0	0	0	0	0	0	0	0	34-13
09/02	at Marshall	S	3	0	3	0.0	0.0	0.0	0.0	0	0	0	0	0	0	0	0	0	0	0	0	0	0	0	0	0	0	0	0	0	17-21
09/09	at Hawaii	S	4	2	2	2.0	19.0	2.0	19.0	0	0	0	0	0	0	0	0	0	0	0	0	0	0	0	0	0	0	0	0	0	20-31
09/23	at Morgan St.	S	6	4	2	1.0	3.0	2.5	6.0	0	0	0	0	0	0	0	0	0	0	0	0	0	0	0	0	0	0	0	0	0	23-17+
09/30	Villanova	S	3	3	0	2.0	19.0	2.0	19.0	1	0	0	0	0	0	1	0	0	0	0	0	0	0	0	0	0	0	0	0	0	31-10
10/07	at Towson	S	8	5	3	0.0	0.0	2.5	3.0	0	0	0	0	0	0	0	0	0	0	0	0	0	0	0	0	0	0	0	0	0	24-17
10/14	at New Hampshire	S	2	2	0	1.0	8.0	1.0	8.0	0	0	0	0	0	0	0	0	0	0	0	0	0	0	0	0	0	0	0	0	0	31-38
10/21	Rhode Island	S	2	2	0	0.0	0.0	0.0	0.0	1	0	0	0	0	0	0	0	0	0	0	0	0	0	0	0	0	0	0	0	0	35-10
10/28	at Maine	S	1	0	1	0.0	0.0	0.0	0.0	3	0	0	0	0	1	0	0	0	0	0	0	0	0	0	0	0	0	0	0	0	37-21
11/04	William & Mary	S	5	1	4	1.0	3.0	1.5	4.0	1	0	0	0	0	0	0	0	0	0	0	0	0	0	0	0	0	0	0	0	0	24-8
11/11	at Stony Brook	S	6	3	3	1.0	5.0	1.0	5.0	1	0	0	0	0	0	1	0	0	0	0	0	0	0	0	0	0	0	0	0	0	38-20
11/18	Monmouth	S	3	3	0	1.0	9.0	2.0	10.0	0	0	0	0	0	1	0	0	0	0	0	0	0	0	0	0	0	0	0	0	0	41-0
12/02	Richmond	S	4	2	2	1.0	8.0	2.0	10.0	2	0	0	0	0	1	1	0	0	0	0	0	0	0	0	0	0	0	0	0	0	41-13
12/09	at Idaho	S	1	1	0	1.0	10.0	1.0	10.0	2	0	0	0	0	0	1	0	0	0	0	0	0	0	0	0	0	0	0	0	0	30-22
12/15	at South Dakota St.	S	1	1	0	0.0	0.0	0.0	0.0	0	0	0	0	0	0	0	0	0	0	0	0	0	0	0	0	0	0	0	0	0	0-59
<b>2023 totals</b>			<b>15-15</b>	<b>55</b>	<b>34</b>	<b>21</b>	<b>14.0</b>	<b>107.0</b>	<b>21.5</b>	<b>118.0</b>	<b>12</b>	<b>0</b>	<b>0</b>	<b>0</b>	<b>0</b>	<b>3</b>	<b>5</b>	<b>0</b>	<b>0</b>	<b>0</b>	<b>0</b>	<b>0</b>	<b>0</b>	<b>0</b>	<b>0</b>	<b>0</b>	<b>0</b>	<b>0</b>	<b>0</b>	<b>11-4</b>	

+ - Overtime



- ▶ Transferred to Arkansas from Abilene Christian, where he spent the 2023 season
- ▶ Went 14-15 on field goals and made 33 extra point attempts (2023)
- ▶ Made a season-best 55-yard field goal against Prairie View A&M (Sept. 9)

- ▶ Spent 2019-22 seasons at Houston
- ▶ College Sports Communicators Academic All-District Team (2022)
- ▶ Also played soccer while at Ridgepoint High School

ALL KICKING STATISTICS

DATE	TEAM	GP	FGM	FGA	PCT.	LG	XP	XPA	PCT.	BLK	PTS
2023	Abilene Christian	11	13	14	92.9	54	28	29	96.6	0	67
<b>Totals</b>		<b>11</b>	<b>13</b>	<b>14</b>	<b>92.9</b>	<b>54</b>	<b>28</b>	<b>29</b>	<b>96.6</b>	<b>0</b>	<b>67</b>

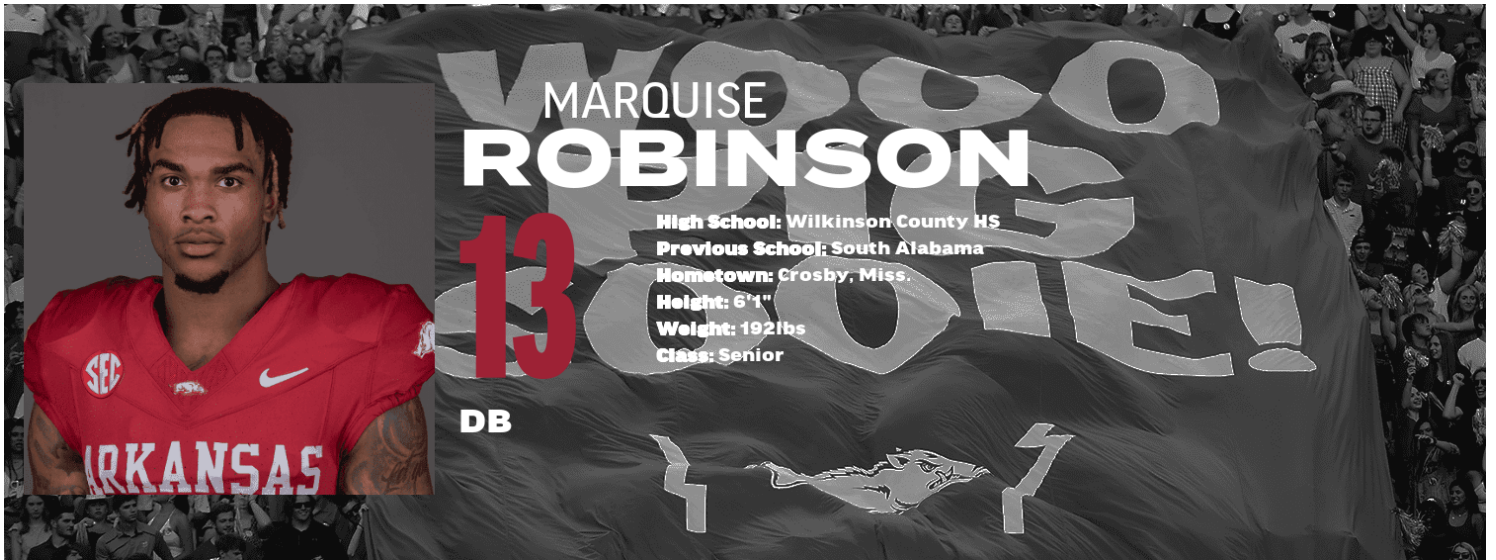
SINGLE-GAME HIGHS: KICKER

<b>Field Goals Made</b>	3 vs. North Ala., Oct 14, 2023 2 at SFA, Oct 21, 2023 ...1 more at 2.	<b>Points</b>	12 vs. North Ala., Oct 14, 2023 10 at SFA, Oct 21, 2023 9 at Prairie View, Sep 09, 2023
<b>Field Goal Attempts</b>	3 vs. North Ala., Oct 14, 2023 2 at Texas A&M, Nov 18, 2023 ...2 more at 2.	<b>Kickoff Average</b>	65.0 at SFA, Oct 21, 2023 ...1 more at 65.0.
<b>Longest Field Goals Made</b>	54 vs. North Ala., Oct 14, 2023 ...1 more at 54.	<b>Extra Point Attempt Percentage</b>	100.0 at Prairie View, Sep 09, 2023
<b>PATs Made</b>	6 at Prairie View, Sep 09, 2023 4 at SFA, Oct 21, 2023 ...1 more at 4.	<b>Touchbacks</b>	7 at SFA, Oct 21, 2023 ...1 more at 7.
<b>PAT Attempts</b>	6 at Prairie View, Sep 09, 2023 4 vs. Tarleton St., Nov 11, 2023 ...2 more at 4.		

2023 GAME-BY-GAME ALL STATISTICS (ABILENE CHRISTIAN)

DATE	OPPONENT	P	FIELD GOALS				EXTRA POINTS				PTS	W/L	SCORE
			FGM	FGA	PCT	LG	XP	XPA	PCT	BLK			
08/31	Northern Colo.	P	0	0	0.0	0	0	0	0.0	0	0	W	31-11
09/09	at Prairie View	P	1	1	100.0	48	6	6	100.0	0	9	W	45-16
09/16	UIW	P	2	2	100.0	51	2	2	100.0	0	8	L	20-27
09/23	at Central Ark.	P	1	1	100.0	44	1	1	100.0	0	4	L	17-52
09/30	at North Texas	P	1	1	100.0	54	4	4	100.0	0	7	L	31-45
10/14	North Ala.	P	3	3	100.0	54	3	3	100.0	0	12	W	30-13
10/21	at SFA	P	2	2	100.0	42	4	4	100.0	0	10	W	34-27
10/28	at Southern Utah	P	0	0	0.0	0	2	2	100.0	0	2	L	14-52
11/04	Utah Tech	P	1	1	100.0	47	3	3	100.0	0	6	W	24-7
11/11	Tarleton St.	P	1	1	100.0	36	3	4	75.0	0	6	L	30-31
11/18	at Texas A&M	P	1	2	50.0	40	0	0	0.0	0	3	L	10-38
<b>2023 totals</b>			<b>11</b>	<b>13</b>	<b>14</b>	<b>92.9</b>	<b>54</b>	<b>28</b>	<b>29</b>	<b>96.6</b>	<b>0</b>	<b>67</b>	<b>5-6</b>

# Game 1: UAPB



# MARQUISE ROBINSON

## 13

## DB

High School: Wilkinson County HS  
 Previous School: South Alabama  
 Hometown: Crosby, Miss.  
 Height: 6'1"  
 Weight: 192lbs  
 Class: Senior

- ▶ Transferred from South Alabama following the 2023 season
- ▶ Picked off his first pass of the season in an upset win at Oklahoma State (Sept. 16, 2023)
- ▶ Returned a fumble 25 yards against Texas State (Nov. 25, 2023)

- ▶ Posted a career-best six tackles twice, against Louisiana (Oct. 1, 2022) and ULM (Oct. 15, 2022)
- ▶ Spent freshman year at Southwest Mississippi Community College
- ▶ Ranked nationally as a top-10 junior college cornerback

### ALL DEFENSIVE STATISTICS

DATE	TEAM	GP	GS	TK	S	A	TACKLES					INTERCEPTIONS					O. FUMB				ST				MISC							
							TFL	YDS	SK	YDS	QH	NO	YDS	LG	TD	PD	FF	FR	TD	YDS	TK	S	A	FF	FR	S	A					
2022	South Alabama	11	9	28	15	13	0.0	0.0	0.0	0.0	0	0	0	0	0	2	0	0	0	0	0	0	0	0	0	0	0	0	0	0	0	0
2023	South Alabama	12	12	36	21	15	2.5	6.0	0.0	0.0	0	3	42	24	0	3	0	1	0	25	0	0	0	0	0	0	0	0	0	0	0	
<b>Totals</b>		<b>23</b>	<b>21</b>	<b>64</b>	<b>36</b>	<b>28</b>	<b>2.5</b>	<b>6.0</b>	<b>0.0</b>	<b>0.0</b>	<b>0</b>	<b>3</b>	<b>42</b>	<b>24</b>	<b>0</b>	<b>5</b>	<b>0</b>	<b>1</b>	<b>0</b>	<b>25</b>	<b>0</b>	<b>0</b>	<b>0</b>	<b>0</b>	<b>0</b>	<b>0</b>	<b>0</b>	<b>0</b>	<b>0</b>	<b>0</b>	<b>0</b>	

### SINGLE-GAME HIGHS: DEFENSIVE

<b>Total Tackles</b>	6 vs. ULM, Oct 15, 2022 ...1 more at 6.	<b>Interceptions</b>	1 vs. Eastern Mich., Dec 23, 2023 ...2 more at 1.
<b>Solo Tackles</b>	4 at Texas St., Nov 25, 2023 3 at ULM, Oct 07, 2023 ...1 more at 3.	<b>Interception Return Yards</b>	24 at Oklahoma St., Sep 16, 2023 18 vs. Eastern Mich., Dec 23, 2023
<b>Passes Defensed</b>	3 vs. Eastern Mich., Dec 23, 2023 1 at Arkansas St., Oct 29, 2022 ...1 more at 1.	<b>Longest Opponent's Fumble Return</b>	25 at Texas St., Nov 25, 2023
<b>Fumble Recoveries</b>	1 at Texas St., Nov 25, 2023	<b>Longest Own Fumble Return</b>	25 at Texas St., Nov 25, 2023
<b>Tackles For Loss</b>	1 vs. Eastern Mich., Dec 23, 2023		

### 2022 GAME-BY-GAME ALL STATISTICS (SOUTH ALABAMA)

DATE	OPPONENT	P/S	TK	S	A	TACKLES					INTERCEPTIONS					O. FUMB				ST				MISC		SCORE					
						SK	YDS	TFL	YDS	QH	NO	YDS	LG	TD	PD	FF	FR	TD	YDS	TK	S	A	FF	FR	S		A				
09/03	Nicholls																													W	48-7
09/10	at Central Mich.																													W	38-24
09/17	at UCLA	P	1	1	0	0.0	0.0	0.0	0.0	0	0	0	0	0	0	0	0	0	0	0	0	0	0	0	0	0	0	0	0	L	31-32
09/24	Louisiana Tech	S	2	2	0	0.0	0.0	0.0	0.0	0	0	0	0	0	0	0	0	0	0	0	0	0	0	0	0	0	0	0	0	W	38-14
10/01	at Louisiana	S	6	2	4	0.0	0.0	0.0	0.0	0	0	0	0	0	1	0	0	0	0	0	0	0	0	0	0	0	0	0	0	W	20-17
10/15	ULM	S	6	3	3	0.0	0.0	0.0	0.0	0	0	0	0	0	0	0	0	0	0	0	0	0	0	0	0	0	0	0	0	W	41-34
10/20	Troy	P	1	0	1	0.0	0.0	0.0	0.0	0	0	0	0	0	0	0	0	0	0	0	0	0	0	0	0	0	0	0	0	L	6-10
10/29	at Arkansas St.	S	2	2	0	0.0	0.0	0.0	0.0	0	0	0	0	0	1	0	0	0	0	0	0	0	0	0	0	0	0	0	0	W	31-3
11/05	at Ga. Southern	S	2	1	1	0.0	0.0	0.0	0.0	0	0	0	0	0	0	0	0	0	0	0	0	0	0	0	0	0	0	0	0	W	38-31
11/12	Texas St.	S	0	0	0	0.0	0.0	0.0	0.0	0	0	0	0	0	0	0	0	0	0	0	0	0	0	0	0	0	0	0	0	W	38-21
11/19	at Southern Miss.	S	5	1	4	0.0	0.0	0.0	0.0	0	0	0	0	0	0	0	0	0	0	0	0	0	0	0	0	0	0	0	0	W	27-20
11/26	Old Dominion	S	2	2	0	0.0	0.0	0.0	0.0	0	0	0	0	0	0	0	0	0	0	0	0	0	0	0	0	0	0	0	0	W	27-20
12/21	Western Ky.	S	1	1	0	0.0	0.0	0.0	0.0	0	0	0	0	0	0	0	0	0	0	0	0	0	0	0	0	0	0	0	0	L	23-44
<b>2022 totals</b>			<b>11-9</b>	<b>28</b>	<b>15</b>	<b>13</b>	<b>0.0</b>	<b>0.0</b>	<b>0.0</b>	<b>0</b>	<b>0</b>	<b>0</b>	<b>0</b>	<b>0</b>	<b>2</b>	<b>0</b>	<b>0</b>	<b>0</b>	<b>0</b>	<b>0</b>	<b>0</b>	<b>0</b>	<b>0</b>	<b>0</b>	<b>0</b>	<b>0</b>	<b>0</b>	<b>0</b>	<b>0</b>	<b>10-3</b>	

# Game 1: UAPB

## 2023 GAME-BY-GAME ALL STATISTICS (SOUTH ALABAMA)

DATE	OPPONENT	P/S	TACKLES						INTERCEPTIONS						O. FUMB					ST				MISC				W/L	SCORE
			TK	S	A	SK	YDS	TFL	YDS	QH	NO	YDS	LG	TD	PD	FF	FR	TD	YDS	TK	S	A	FF	FR	S	A			
09/02	at Tulane																										L	17-37	
09/09	Southeastern La.	S	1	1	0	0.0	0.0	0.0	0.0	0	0	0	0	0	0	0	0	0	0	0	0	0	0	0	0	0	W	35-17	
09/16	at Oklahoma St.	S	2	2	0	0.0	0.0	0.0	0.0	0	1	24	24	0	0	0	0	0	0	0	0	0	0	0	0	0	W	33-7	
09/23	Central Mich.	S	1	1	0	0.0	0.0	0.0	0.0	0	0	0	0	0	0	0	0	0	0	0	0	0	0	0	0	L	30-34		
09/30	at James Madison	S	4	1	3	0.0	0.0	0.5	3.0	0	0	0	0	0	0	0	0	0	0	0	0	0	0	0	0	L	23-31		
10/07	at ULM	S	3	3	0	0.0	0.0	0.0	0.0	0	0	0	0	0	0	0	0	0	0	0	0	0	0	0	0	W	55-7		
10/17	Southern Miss.	S	3	1	2	0.0	0.0	0.0	0.0	0	0	0	0	0	0	0	0	0	0	0	0	0	0	0	0	W	55-3		
10/28	Louisiana	S	4	2	2	0.0	0.0	0.0	0.0	0	0	0	0	0	0	0	0	0	0	0	0	0	0	0	0	L	20-33		
11/02	at Troy	S	5	2	3	0.0	0.0	0.0	0.0	0	0	0	0	0	0	0	0	0	0	0	0	0	0	0	0	L	10-28		
11/11	Arkansas St.	S	4	1	3	0.0	0.0	0.5	0.0	0	0	0	0	0	0	0	0	0	0	0	0	0	0	0	0	W	21-14		
11/18	Marshall	S	2	1	1	0.0	0.0	0.0	0.0	0	1	0	0	0	0	0	0	0	0	0	0	0	0	0	0	W	28-0		
11/25	at Texas St.	S	5	4	1	0.0	0.0	0.5	2.0	0	0	0	0	0	0	1	0	25	0	0	0	0	0	0	0	L	44-52		
12/23	Eastern Mich.	S	2	2	0	0.0	0.0	1.0	1.0	0	1	18	18	0	3	0	0	0	0	0	0	0	0	0	0	W	59-10		
<b>2023 totals</b>			<b>12-12</b>	<b>36</b>	<b>21</b>	<b>15</b>	<b>0.0</b>	<b>0.0</b>	<b>2.5</b>	<b>6.0</b>	<b>0</b>	<b>3</b>	<b>42</b>	<b>24</b>	<b>0</b>	<b>3</b>	<b>0</b>	<b>1</b>	<b>0</b>	<b>25</b>	<b>0</b>	<b>0</b>	<b>0</b>	<b>0</b>	<b>0</b>	<b>7-6</b>			



- ▶ Rated a consensus Top 25 running back nationally
- ▶ Four-star prospect, according to 247 Sports, Rivals and ESPN
- ▶ Registered 167 carries for 1,359 yards and two touchdowns as a senior
- ▶ Added 18 receptions for 351 yards and five scores as a senior

- ▶ Recorded 1,643 rushing yards and 26 touchdowns (6.8 ypc) as a junior in 2022.
- ▶ Chose Arkansas over Kansas State, Ole Miss, Tennessee, Texas A&M and others



- ▶ 2024 Second-Team Preseason All-SEC (CFN, Phil Steele)
- ▶ 2024 Jet Award Watch List
- ▶ 2023 Freshman (All-SEC Coaches)
- ▶ Led the team with 837 all-purpose yards, including four games 100-yard games in 2023

- ▶ His 23 kick returns are tied for sixth in a single season by a Razorback in school history with his 500 kick return yards cracking the school's single-season top 10 at 10<sup>th</sup> (2023)
- ▶ His 680 total return yards are the sixth-most in a single season by a Razorback in program history (2023)

ALL RUSHING/RECEIVING STATISTICS

DATE	TEAM	GP	GS	NO.	RECEIVING				TD	NO.	RUSHING			
					YDS.	AVG.	LG	YDS.			AVG.	LG	TD	
2022	Arkansas	4	0	2	12	6.0	10	0	0	0	0.0	0	0	
2023	Arkansas	12	1	15	129	8.6	35	2	1	28	28.0	28	0	
<b>Totals</b>		<b>16</b>	<b>1</b>	<b>17</b>	<b>141</b>	<b>8.3</b>	<b>35</b>	<b>2</b>	<b>1</b>	<b>28</b>	<b>28.0</b>	<b>28</b>	<b>0</b>	

ALL RETURN STATISTICS

DATE	TEAM	RET.	YDS.	AVG.	LG	TD	NO.	PUNT RETURNS				
								FC	YDS.	AVG.	LG	TD
2022	Arkansas	0	0	0.0	0	0	0	0	0	0.0	0	0
2023	Arkansas	23	500	21.7	36	0	15	0	180	12.0	88	1
<b>Totals</b>		<b>23</b>	<b>500</b>	<b>21.7</b>	<b>36</b>	<b>0</b>	<b>15</b>	<b>0</b>	<b>180</b>	<b>12.0</b>	<b>88</b>	<b>1</b>

SINGLE-GAME HIGHS: RUSHING/RECEIVING

Rush Attempts	1 vs. FIU, Nov 18, 2023	Kickoff Returns	4 vs. FIU, Nov 18, 2023
Rushing Yards	28 vs. FIU, Nov 18, 2023	Kickoff Return Yards	3 at Florida, Nov 04, 2023 ...2 more at 3.
Receptions	3 at Florida, Nov 04, 2023 2 vs. FIU, Nov 18, 2023 ...3 more at 2.	Punt Return Yards	100 vs. FIU, Nov 18, 2023 82 at Texas A&M, Sep 30, 2023 74 vs. BYU, Sep 16, 2023 95 vs. BYU, Sep 16, 2023 51 vs. Western Caro., Sep 02, 2023 17 at Florida, Nov 04, 2023
Receiving Yards	37 vs. FIU, Nov 18, 2023 35 vs. Auburn, Nov 11, 2023 22 at Florida, Nov 04, 2023	Punt Returns	3 vs. BYU, Sep 16, 2023 2 vs. FIU, Nov 18, 2023 ...3 more at 2.
Receiving Average	7.3 at Florida, Nov 04, 2023	Punt Return TDs	1 vs. BYU, Sep 16, 2023
Receiving TDs	1 vs. FIU, Nov 18, 2023 ...1 more at 1.	Punt Return Average	31.7 vs. BYU, Sep 16, 2023 27.3 at Texas A&M, Sep 30, 2023 25.0 vs. FIU, Nov 18, 2023 24.7 vs. BYU, Sep 16, 2023
All-Purpose Yards	174 vs. BYU, Sep 16, 2023 165 vs. FIU, Nov 18, 2023 111 vs. Western Caro., Sep 02, 2023	Kickoff Return Average	

# Game 1: UAPB

## 2023 GAME-BY-GAME ALL STATISTICS (ARKANSAS)

DATE	OPPONENT	P/S	RECEIVING					RUSHING					W/L	SCORE	
			NO.	YDS.	AVG.	LG	TD	NO.	YDS.	AVG.	LG	TD			
09/02	Western Caro.	P	2	14	7.0	13	0	0	0	0	0.0	0	0	W	56-13
09/09	Kent St.	P	0	0	0.0	0	0	0	0	0.0	0	0	W	28-6	
09/16	BYU	P	1	5	5.0	5	0	0	0	0.0	0	0	L	31-38	
09/23	at LSU	P	0	0	0.0	0	0	0	0	0.0	0	0	L	31-34	
09/30	at Texas A&M	P	1	2	2.0	2	0	0	0	0.0	0	0	L	22-34	
10/07	at Ole Miss	P	0	0	0.0	0	0	0	0	0.0	0	0	L	20-27	
10/14	at Alabama	P	2	19	9.5	14	1	0	0	0.0	0	0	L	21-24	
10/21	Mississippi St.	P	2	-7	-3.5	0	0	0	0	0.0	0	0	L	3-7	
11/04	at Florida	S	3	22	7.3	14	0	0	0	0.0	0	0	W	39-36+	
11/11	Auburn	P	1	35	35.0	35	0	0	0	0.0	0	0	L	10-48	
11/18	FIU	P	2	37	18.5	32	1	1	28	28.0	28	0	W	44-20	
11/24	Missouri	P	1	2	2.0	2	0	0	0	0.0	0	0	L	14-48	
<b>2023 totals</b>			<b>12-1</b>	<b>15</b>	<b>129</b>	<b>8.6</b>	<b>35</b>	<b>2</b>	<b>1</b>	<b>28</b>	<b>28.0</b>	<b>28</b>	<b>0</b>	<b>4-8</b>	

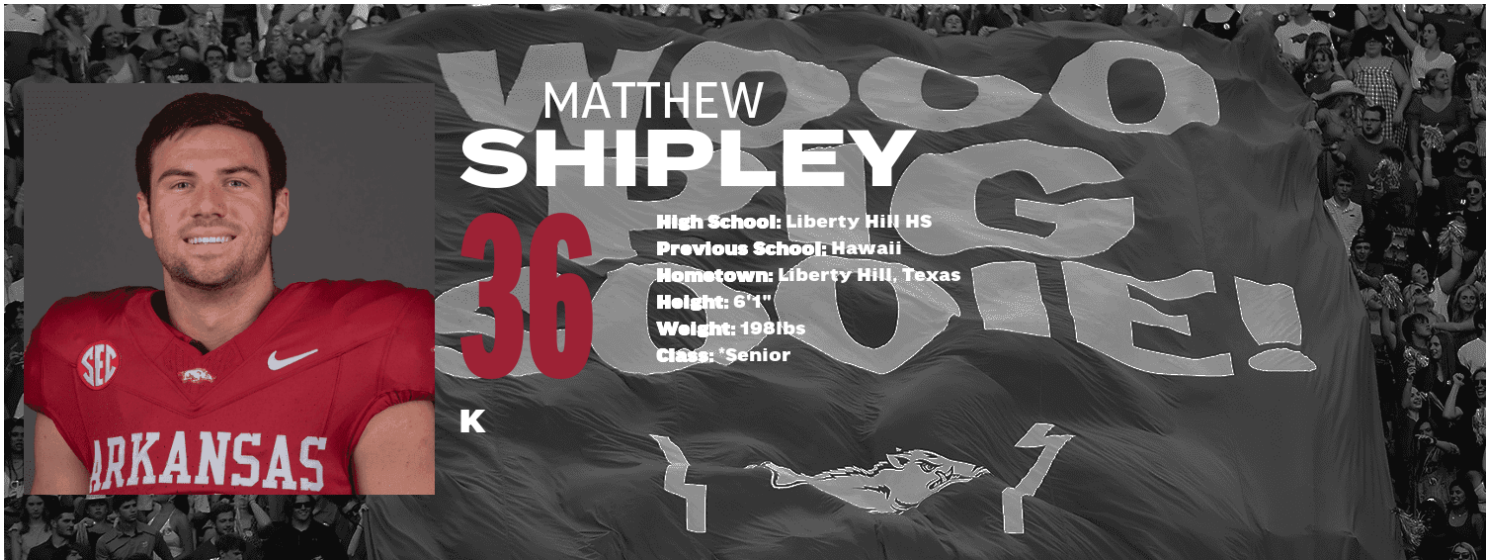
+ - Overtime

## 2023 GAME-BY-GAME ALL STATISTICS (ARKANSAS)

DATE	OPPONENT	P/S	KICKOFF RETURNS					PUNT RETURNS					W/L	SCORE	
			RET	YDS	AVG	LG	TD	NO	FC	YDS	AVG	LG			TD
09/02	Western Caro.	P	2	46	23.0	28	0	2	0	51	25.5	39	0	W	56-13
09/09	Kent St.	P	1	17	17.0	17	0	1	0	8	8.0	8	0	W	28-6
09/16	BYU	P	3	74	24.7	29	0	3	0	95	31.7	88	1	L	31-38
09/23	at LSU	P	1	19	19.0	19	0	0	0	0	0.0	0	0	L	31-34
09/30	at Texas A&M	P	3	82	27.3	36	0	1	0	3	3.0	3	0	L	22-34
10/07	at Ole Miss	P	0	0	0.0	0	0	1	0	2	2.0	2	0	L	20-27
10/14	at Alabama	P	2	36	18.0	21	0	2	0	5	2.5	4	0	L	21-24
10/21	Mississippi St.	P	1	24	24.0	24	0	0	0	0	0.0	0	0	L	3-7
11/04	at Florida	S	3	69	23.0	30	0	2	0	17	8.5	19	0	W	39-36+
11/11	Auburn	P	2	28	14.0	16	0	0	0	0	0.0	0	0	L	10-48
11/18	FIU	P	4	100	25.0	28	0	2	0	0	0.0	1	0	W	44-20
11/24	Missouri	P	1	5	5.0	5	0	1	0	-1	-1.0	0	0	L	14-48
<b>2023 totals</b>			<b>12-1</b>	<b>23</b>	<b>500</b>	<b>21.7</b>	<b>36</b>	<b>0</b>	<b>15</b>	<b>0</b>	<b>180</b>	<b>12.0</b>	<b>88</b>	<b>1</b>	<b>4-8</b>

+ - Overtime





- ▶ Transferred to Arkansas from Hawaii, where he spent the 2020-23 seasons
- ▶ Finished 14-18 on field goal attempts in 2023 and 30-31 on extra point attempts

- ▶ Led Hawaii in scoring in 2023 by tallying 72 points
- ▶ Also served as Rainbow Warriors primary punter (2021-23)
- ▶ Lou Groza Award Semifinalist (2021)
- ▶ Twin brother Mason kicks for Texas State

ALL KICKING STATISTICS

DATE	TEAM	GP	FGM	FGA	PCT.	LG	XP	XPA	PCT.	BLK	PTS
2020	Hawaii	9	8	14	57.1	44	26	26	100.0	0	50
2021	Hawaii	13	18	21	85.7	49	42	42	100.0	0	96
2022	Hawaii	13	16	21	76.2	49	27	29	93.1	1	75
2023	Hawaii	14	14	19	73.7	51	30	31	96.8	1	72
<b>Totals</b>		<b>49</b>	<b>56</b>	<b>75</b>	<b>74.7</b>	<b>51</b>	<b>125</b>	<b>128</b>	<b>97.7</b>	<b>2</b>	<b>293</b>

SINGLE-GAME HIGHS: KICKER

<b>Field Goals Made</b>	3 vs. Colorado St., Nov 20, 2021 2 vs. Colorado St., Nov 25, 2023 ...15 more at 2.	<b>Points</b>	14 vs. Colorado St., Nov 20, 2021 12 vs. New Mexico St., Oct 23, 2021 11 at New Mexico St., Sep 25, 2021
<b>Field Goal Attempts</b>	5 vs. Colorado St., Nov 25, 2023 4 vs. Colorado St., Nov 20, 2021 ...1 more at 4.	<b>Kickoff Average</b>	64.6 vs. Nevada, Nov 28, 2020 61.8 at Houston, Dec 24, 2020 60.7 vs. Boise St., Nov 21, 2020
<b>Longest Field Goals Made</b>	51 vs. Colorado St., Nov 25, 2023 50 at Nevada, Nov 04, 2023 49 vs. Utah St., Nov 12, 2022 ...1 more at 49.	<b>Extra Point Attempt Percentage</b>	100.0 at Wyoming, Nov 27, 2021 ...5 more at 100.0.
<b>PATs Made</b>	7 vs. Portland St., Sep 04, 2021 6 vs. New Mexico St., Oct 23, 2021 5 at Wyoming, Nov 27, 2021 ...3 more at 5.	<b>Field Goal Percentage</b>	75.0 vs. Colorado St., Nov 20, 2021 50.0 vs. Colorado St., Nov 25, 2023 ...1 more at 50.0.
<b>PAT Attempts</b>	7 vs. Portland St., Sep 04, 2021 6 vs. New Mexico St., Oct 23, 2021 5 at Wyoming, Nov 27, 2021 ...3 more at 5.	<b>Touchbacks</b>	4 vs. UNLV, Dec 12, 2020 3 at Houston, Dec 24, 2020 ...2 more at 3.

## Game 1: UAPB

### 2023 GAME-BY-GAME ALL STATISTICS (HAWAII)

DATE	OPPONENT		FIELD GOALS			LG	XP	EXTRA POINTS			BLK	PTS	W/L	SCORE
			FGM	FGA	PCT			XPA	PCT					
08/26	at Vanderbilt	P	0	0	0.0	0	4	4	100.0	0	4	L	28-35	
09/01	Stanford	P	1	1	100.0	32	1	1	100.0	0	4	L	24-37	
09/09	UAlbany	P	1	1	100.0	25	4	4	100.0	0	7	W	31-20	
09/16	at Oregon	P	1	1	100.0	29	1	1	100.0	0	4	L	10-55	
09/23	New Mexico St.	P	2	3	66.7	35	2	2	100.0	0	8	W	20-17	
09/30	at UNLV	P	2	2	100.0	34	2	2	100.0	0	8	L	20-44	
10/14	San Diego St.	P	2	2	100.0	47	4	4	100.0	0	10	L	34-41	
10/21	at New Mexico	P	0	0	0.0	0	3	3	100.0	0	3	L	21-42	
10/28	San Jose St.	P	0	0	0.0	0	0	0	0.0	0	0	L	0-35	
11/04	at Nevada	P	2	2	100.0	50	3	3	100.0	0	9	W	27-14	
11/11	Air Force	P	0	1	0.0	0	3	4	75.0	0	3	W	27-13	
11/18	at Wyoming	P	1	1	100.0	30	0	0	0.0	0	3	L	9-42	
11/25	Colorado St.	P	2	5	40.0	51	3	3	100.0	0	9	W	27-24	
<b>2023 totals</b>			<b>13</b>	<b>14</b>	<b>73.7</b>	<b>51</b>	<b>30</b>	<b>31</b>	<b>96.8</b>	<b>0</b>	<b>72</b>	<b>5-8</b>		



JAHEIM  
**SINGLETARY**

**15**

**High School:** Riverside HS  
**Previous School:** Georgia  
**Hometown:** Jacksonville, Fla.  
**Height:** 6'2"  
**Weight:** 187lbs  
**Class:** R-Sophomore

**DB**

- ▶ Played in 10 games with four starts during his first season at Arkansas (2023)
- ▶ Transferred from Georgia prior to the 2023 season

- ▶ Made his collegiate debut against Samford (Sept. 10, 2022)
- ▶ Selected to play in 2022 Under Armour All-American Game
- ▶ 247sports.com four-star prospect

ALL DEFENSIVE STATISTICS

DATE	TEAM	GP	GS	TK	S	A	TACKLES					INTERCEPTIONS					O. FUMB					ST			MISC									
							TFL	YDS	SK	YDS	QH	NO	YDS	LG	TD	PD	FF	FR	TD	YDS	TK	S	A	FF	FR	S	A							
2022	Georgia	3	0	0	0	0	0.0	0.0	0.0	0.0	0	0	0	0	0	0	0	0	0	0	0	0	0	0	0	0	0	0	0	0	0	0	0	0
2023	Arkansas	10	4	17	10	7	0.5	1.0	0.0	0.0	0	0	0	0	0	4	0	0	0	0	0	0	0	0	0	0	0	0	0	0	0	0	0	0
<b>Totals</b>		<b>13</b>	<b>4</b>	<b>17</b>	<b>10</b>	<b>7</b>	<b>0.5</b>	<b>1.0</b>	<b>0.0</b>	<b>0.0</b>	<b>0</b>	<b>0</b>	<b>0</b>	<b>0</b>	<b>0</b>	<b>4</b>	<b>0</b>	<b>0</b>	<b>0</b>	<b>0</b>	<b>0</b>	<b>0</b>	<b>0</b>	<b>0</b>	<b>0</b>	<b>0</b>	<b>0</b>	<b>0</b>	<b>0</b>	<b>0</b>	<b>0</b>	<b>0</b>	<b>0</b>	<b>0</b>

SINGLE-GAME HIGHS: DEFENSIVE

<b>Total Tackles</b>	6 vs. Western Caro., Sep 02, 2023 3 vs. Missouri, Nov 24, 2023 ...2 more at 3.	<b>Passes Defensed</b>	2 vs. BYU, Sep 16, 2023 1 at Alabama, Oct 14, 2023 ...1 more at 1.
<b>Solo Tackles</b>	4 vs. Western Caro., Sep 02, 2023 2 at Texas A&M, Sep 30, 2023 ...1 more at 2.	<b>Tackles For Loss</b>	0.5 vs. Western Caro., Sep 02, 2023

2023 GAME-BY-GAME ALL STATISTICS (ARKANSAS)

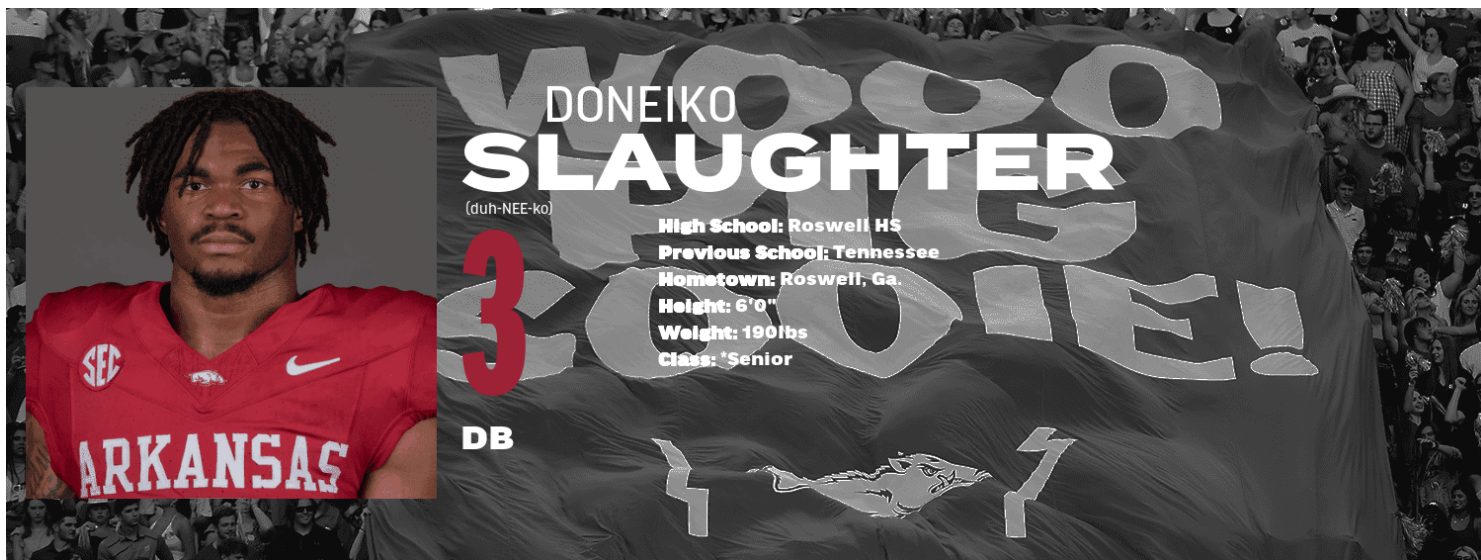
DATE	OPPONENT	P/S	TK	S	A	TACKLES					INTERCEPTIONS					O. FUMB					ST			MISC		W/L	SCORE							
						SK	YDS	TFL	YDS	QH	NO	YDS	LG	TD	PD	FF	FR	TD	YDS	TK	S	A	FF	FR	S			A						
09/02	Western Caro.	S	6	4	2	0.0	0.0	0.5	1.0	0	0	0	0	0	0	0	0	0	0	0	0	0	0	0	0	0	0	0	0	0	0	0	W	56-13
09/09	Kent St.	S	1	0	1	0.0	0.0	0.0	0.0	0	0	0	0	0	0	0	0	0	0	0	0	0	0	0	0	0	0	0	0	0	0	0	W	28-6
09/16	BYU	P	0	0	0	0.0	0.0	0.0	0.0	0	0	0	0	0	2	0	0	0	0	0	0	0	0	0	0	0	0	0	0	0	0	0	L	31-38
09/23	at LSU	S	3	2	1	0.0	0.0	0.0	0.0	0	0	0	0	0	1	0	0	0	0	0	0	0	0	0	0	0	0	0	0	0	0	0	L	31-34
09/30	at Texas A&M	P	3	2	1	0.0	0.0	0.0	0.0	0	0	0	0	0	0	0	0	0	0	0	0	0	0	0	0	0	0	0	0	0	0	0	L	22-34
10/07	at Ole Miss	P	0	0	0	0.0	0.0	0.0	0.0	0	0	0	0	0	0	0	0	0	0	0	0	0	0	0	0	0	0	0	0	0	0	0	L	20-27
10/14	at Alabama	P	1	1	0	0.0	0.0	0.0	0.0	0	0	0	0	0	1	0	0	0	0	0	0	0	0	0	0	0	0	0	0	0	0	0	L	21-24
10/21	Mississippi St.	P	0	0	0	0.0	0.0	0.0	0.0	0	0	0	0	0	0	0	0	0	0	0	0	0	0	0	0	0	0	0	0	0	0	0	L	3-7
11/04	at Florida	P	0	0	0	0.0	0.0	0.0	0.0	0	0	0	0	0	0	0	0	0	0	0	0	0	0	0	0	0	0	0	0	0	0	0	W	39-36+
11/11	Auburn																																L	10-48
11/18	FIU																																W	44-20
11/24	Missouri	S	3	1	2	0.0	0.0	0.0	0.0	0	0	0	0	0	0	0	0	0	0	0	0	0	0	0	0	0	0	0	0	0	0	0	L	14-48
<b>2023 totals</b>		<b>10-4</b>	<b>17</b>	<b>10</b>	<b>7</b>	<b>0.0</b>	<b>0.0</b>	<b>0.5</b>	<b>1.0</b>	<b>0</b>	<b>0</b>	<b>0</b>	<b>0</b>	<b>0</b>	<b>4</b>	<b>0</b>	<b>0</b>	<b>0</b>	<b>0</b>	<b>0</b>	<b>0</b>	<b>0</b>	<b>0</b>	<b>0</b>	<b>0</b>	<b>0</b>	<b>0</b>	<b>0</b>	<b>0</b>	<b>0</b>	<b>0</b>	<b>0</b>	<b>4-8</b>	

+ - Overtime



**High School:** Enrolled early to participate in spring practice ... A consensus four-star prospect according to 247Sports, Rivals and ESPN ... No. 242 prospect in Top247 rankings ... Rated the No. 31 player in Georgia and the No. 5 dual-threat quarterback nationally by Rivals ... Played for head coach Shane Queen at North Cobb High School in Kennesaw, Ga. ... As a junior, completed 166-of-221 passes (75.1%) for 2,316 yards and 24 touchdowns with just three interceptions ... Also rushed for 1,018 yards and 25 touchdowns ... As a senior, completed 22-of-43 passes for a touchdown while also rushing for 197 yards and one score before his season was cut short due to an injury ... **CHOSE ARKANSAS OVER:** Georgia, Georgia Tech, Indiana, Louisville, Miami (FL), NC State, Virginia, Virginia Tech, West Virginia and others.

**Personal:** Son of Carlo and Margaret Singleton ... Has three brothers, Christian, Cobe and Marcus, and one sister, Courtlyn ... Birthdate: June 2, 2004.



- ▶ Transferred from Tennessee where he spent the 2020-23 seasons.
- ▶ Has appeared in 43 games with eight starts
- ▶ Led all players with a career-best 11 tackles against Georgia (Nov. 18, 2023)
- ▶ Started at corner and posted seven tackles (six solo) at Missouri (Nov. 11,

- 2023)
- ▶ Led the team in pass breakups with seven and tallied one interception and one fumble recovery (2022)
- ▶ 2019 Georgia Class 7A All-State selection at Roswell High School

ALL DEFENSIVE STATISTICS

DATE	TEAM	GP	GS	TK	S	A	TACKLES					INTERCEPTIONS					O. FUMB			ST				MISC								
							TFL	YDS	SK	YDS	QH	NO	YDS	LG	TD	PD	FF	FR	TD	YDS	TK	S	A	FF	FR	S	A					
2020	Tennessee	10	1	8	4	4	1.0	8.0	1.0	8.0	0	0	0	0	0	0	0	0	0	0	0	0	0	0	0	0	0	0	0	0	0	0
2021	Tennessee	11	0	16	12	4	3.0	20.0	1.0	8.0	1	0	0	0	0	0	0	0	0	0	0	0	0	0	0	0	0	0	0	0	0	
2022	Tennessee	12	7	31	24	7	0.5	1.0	0.0	0.0	0	1	0	0	0	0	7	0	1	0	0	0	0	0	0	0	0	0	0	0	0	
2023	Tennessee	12	7	32	26	6	1.0	9.0	1.0	9.0	0	0	0	0	0	1	0	0	0	0	0	0	0	0	0	0	0	0	0	0	0	
<b>Totals</b>		<b>45</b>	<b>15</b>	<b>87</b>	<b>66</b>	<b>21</b>	<b>5.5</b>	<b>38.0</b>	<b>3.0</b>	<b>25.0</b>	<b>1</b>	<b>1</b>	<b>0</b>	<b>0</b>	<b>0</b>	<b>8</b>	<b>0</b>	<b>1</b>	<b>0</b>	<b>0</b>	<b>0</b>	<b>0</b>	<b>0</b>	<b>0</b>	<b>0</b>	<b>0</b>	<b>0</b>	<b>0</b>	<b>0</b>	<b>0</b>	<b>0</b>	

SINGLE-GAME HIGHS: DEFENSIVE

<b>Total Tackles</b>	11 vs. Georgia, Nov 18, 2023 8 vs. Alabama, Oct 15, 2022 7 at Missouri, Nov 11, 2023	<b>Fumble Recoveries</b>	1 vs. Missouri, Nov 12, 2022
<b>Solo Tackles</b>	8 vs. Georgia, Nov 18, 2023 6 at Missouri, Nov 11, 2023 5 at Clemson, Dec 30, 2022 ...2 more at 5.	<b>Tackles For Loss</b>	1 vs. UConn, Nov 04, 2023 ...4 more at 1.
<b>Sacks</b>	1.0 vs. UConn, Nov 04, 2023 ...2 more at 1.0.	<b>Interceptions</b>	1 vs. Kentucky, Oct 29, 2022
<b>Passes Defensed</b>	3 at Clemson, Dec 30, 2022 1 vs. Austin Peay, Sep 09, 2023 ...4 more at 1.		

2023 GAME-BY-GAME ALL STATISTICS (TENNESSEE)

DATE	OPPONENT	P/S	TK	S	A	TACKLES					INTERCEPTIONS					O. FUMB			ST				MISC		W/L	SCORE								
						SK	YDS	TFL	YDS	QH	NO	YDS	LG	TD	PD	FF	FR	TD	YDS	TK	S	A	FF	FR			S	A						
09/02	Virginia																															W	49-13	
09/09	Austin Peay	S	2	2	0	0.0	0.0	0.0	0.0	0	0	0	0	0	0	1	0	0	0	0	0	0	0	0	0	0	0	0	0	0	0	0	W	30-13
09/16	at Florida	P	0	0	0	0.0	0.0	0.0	0.0	0	0	0	0	0	0	0	0	0	0	0	0	0	0	0	0	0	0	0	0	0	0	L	16-29	
09/23	UTSA	S	0	0	0	0.0	0.0	0.0	0.0	0	0	0	0	0	0	0	0	0	0	0	0	0	0	0	0	0	0	0	0	0	0	W	45-14	
09/30	South Carolina	P	0	0	0	0.0	0.0	0.0	0.0	0	0	0	0	0	0	0	0	0	0	0	0	0	0	0	0	0	0	0	0	0	0	W	41-20	
10/14	Texas A&M	P	0	0	0	0.0	0.0	0.0	0.0	0	0	0	0	0	0	0	0	0	0	0	0	0	0	0	0	0	0	0	0	0	0	W	20-13	
10/21	at Alabama	P	4	4	0	0.0	0.0	0.0	0.0	0	0	0	0	0	0	0	0	0	0	0	0	0	0	0	0	0	0	0	0	0	0	L	20-34	
10/28	at Kentucky	S	3	3	0	0.0	0.0	0.0	0.0	0	0	0	0	0	0	0	0	0	0	0	0	0	0	0	0	0	0	0	0	0	0	W	33-27	
11/04	UConn	S	5	3	2	1.0	9.0	1.0	9.0	0	0	0	0	0	0	0	0	0	0	0	0	0	0	0	0	0	0	0	0	0	0	W	59-3	
11/11	at Missouri	S	7	6	1	0.0	0.0	0.0	0.0	0	0	0	0	0	0	0	0	0	0	0	0	0	0	0	0	0	0	0	0	0	0	L	7-36	
11/18	Georgia	S	11	8	3	0.0	0.0	0.0	0.0	0	0	0	0	0	0	0	0	0	0	0	0	0	0	0	0	0	0	0	0	0	0	L	10-38	
11/25	Vanderbilt	S	0	0	0	0.0	0.0	0.0	0.0	0	0	0	0	0	0	0	0	0	0	0	0	0	0	0	0	0	0	0	0	0	0	W	48-24	
01/01	Iowa	P	0	0	0	0.0	0.0	0.0	0.0	0	0	0	0	0	0	0	0	0	0	0	0	0	0	0	0	0	0	0	0	0	0	W	35-0	
<b>2023 totals</b>			<b>12-7</b>	<b>32</b>	<b>26</b>	<b>6</b>	<b>1.0</b>	<b>9.0</b>	<b>1.0</b>	<b>9.0</b>	<b>0</b>	<b>0</b>	<b>0</b>	<b>0</b>	<b>0</b>	<b>0</b>	<b>1</b>	<b>0</b>	<b>0</b>	<b>0</b>	<b>0</b>	<b>0</b>	<b>0</b>	<b>0</b>	<b>0</b>	<b>0</b>	<b>0</b>	<b>0</b>	<b>0</b>	<b>0</b>	<b>0</b>	<b>9-4</b>		





**BRAD SPENCE**

**22**

**High School: Klein Forest HS**  
**Hometown: Houston, Texas**  
**Height: 6'2"**  
**Weight: 238lbs**  
**Class: Sophomore**

**LB**

- ▶ Played in 11 games with one start as a true freshman
- ▶ Registered 16 total tackles, including 1.5 for loss in addition to a fumble recovery and interception.
- ▶ Picked off a pass in his collegiate debut vs. Western Carolina (Sept. 2, 2023), returning it 85 yards for a touchdown.

- ▶ Earned his first career start vs. Kent State (Sept. 9, 2023), making three tackles
- ▶ Recorded a career-best four tackles vs. Texas A&M (Sept. 30, 2023) and recovered a fumble.
- ▶ A consensus three-star prospect out of Klein Forest High School in Houston, Texas

ALL DEFENSIVE STATISTICS

DATE	TEAM	GP	TACKLES										INTERCEPTIONS					O. FUMB				ST			MISC						
			GS	TK	S	A	TFL	YDS	SK	YDS	QH	NO	YDS	LG	TD	PD	FF	FR	TD	YDS	TK	S	A	FF	FR	S	A				
2023	Arkansas	11	1	16	7	9	1.5	6.0	0.0	0.0	0	1	85	85	1	0	0	1	0	0	1	0	0	0	0	0	0	0	0	0	0
<b>Totals</b>		<b>11</b>	<b>1</b>	<b>16</b>	<b>7</b>	<b>9</b>	<b>1.5</b>	<b>6.0</b>	<b>0.0</b>	<b>0.0</b>	<b>0</b>	<b>1</b>	<b>85</b>	<b>85</b>	<b>1</b>	<b>0</b>	<b>0</b>	<b>1</b>	<b>0</b>	<b>0</b>	<b>1</b>	<b>0</b>	<b>0</b>	<b>0</b>	<b>0</b>	<b>0</b>	<b>0</b>	<b>0</b>	<b>0</b>	<b>0</b>	

SINGLE-GAME HIGHS: DEFENSIVE

<b>Total Tackles</b>	4 at Texas A&M, Sep 30, 2023 3 vs. Kent St., Sep 09, 2023 2 vs. Auburn, Nov 11, 2023 ...3 more at 2.	<b>Tackles For Loss</b>	1 vs. Auburn, Nov 11, 2023 0.5 at Ole Miss, Oct 07, 2023
<b>Solo Tackles</b>	2 vs. Auburn, Nov 11, 2023 ...1 more at 2.	<b>Interceptions</b>	1 vs. Western Caro., Sep 02, 2023
<b>Fumble Recoveries</b>	1 at Texas A&M, Sep 30, 2023	<b>Interception Return Yards</b>	85 vs. Western Caro., Sep 02, 2023

2023 GAME-BY-GAME ALL STATISTICS (ARKANSAS)

DATE	OPPONENT	P/S	TACKLES										INTERCEPTIONS					O. FUMB				ST			MISC			SCORE			
			TK	S	A	SK	YDS	TFL	YDS	QH	NO	YDS	LG	TD	PD	FF	FR	TD	YDS	TK	S	A	FF	FR	S	A	W/L				
09/02	Western Caro.	P	2	0	2	0.0	0.0	0.0	0	1	85	85	1	0	0	0	0	0	0	0	0	0	0	0	0	0	0	0	0	W	56-13
09/09	Kent St.	S	3	1	2	0.0	0.0	0.0	0	0	0	0	0	0	0	0	0	0	0	0	0	0	0	0	0	0	0	0	0	W	28-6
09/16	BYU	P	1	1	0	0.0	0.0	0.0	0	0	0	0	0	0	0	0	0	0	0	0	0	0	0	0	0	0	0	0	L	31-38	
09/23	at LSU	P	0	0	0	0.0	0.0	0.0	0	0	0	0	0	0	0	0	0	0	0	0	0	0	0	0	0	0	0	0	L	31-34	
09/30	at Texas A&M	P	4	2	2	0.0	0.0	0.0	0	0	0	0	0	0	0	0	1	0	0	0	0	0	0	0	0	0	0	0	L	22-34	
10/07	at Ole Miss	P	2	0	2	0.0	0.0	0.5	1.0	0	0	0	0	0	0	0	0	0	0	0	0	0	0	0	0	0	0	0	L	20-27	
10/14	at Alabama	P	2	1	1	0.0	0.0	0.0	0	0	0	0	0	0	0	0	0	0	0	0	0	0	0	0	0	0	0	0	L	21-24	
10/21	Mississippi St.	P	0	0	0	0.0	0.0	0.0	0	0	0	0	0	0	0	0	0	0	0	0	0	0	0	0	0	0	0	0	L	3-7	
11/11	Auburn	P	2	2	0	0.0	0.0	1.0	5.0	0	0	0	0	0	0	0	0	0	0	0	0	0	0	0	0	0	0	0	L	10-48	
11/18	FIU	P	0	0	0	0.0	0.0	0.0	0	0	0	0	0	0	0	0	0	0	0	0	0	0	0	0	0	0	0	0	W	44-20	
11/24	Missouri	P	0	0	0	0.0	0.0	0.0	0	0	0	0	0	0	0	0	0	0	0	0	0	0	0	0	0	0	0	0	L	14-48	
<b>2023 totals</b>		<b>11-1</b>	<b>16</b>	<b>7</b>	<b>9</b>	<b>0.0</b>	<b>0.0</b>	<b>1.5</b>	<b>6.0</b>	<b>0</b>	<b>1</b>	<b>85</b>	<b>85</b>	<b>1</b>	<b>0</b>	<b>0</b>	<b>1</b>	<b>0</b>	<b>0</b>	<b>0</b>	<b>0</b>	<b>0</b>	<b>0</b>	<b>0</b>	<b>0</b>	<b>0</b>	<b>0</b>	<b>0</b>	<b>3-8</b>		



- ▶ Transferred to Arkansas from TCU prior to the 2023 season
- ▶ Logged a season-high four tackles in his first start of the season at Alabama (Oct. 14, 2023)
- ▶ Made his Arkansas debut vs. Kent State (Sept. 9, 2023), making one tackle in a season-high 54 snaps, according to Pro Football Focus

- ▶ Made one solo tackle in the national championship vs. Georgia (Jan. 9, 2022)
- ▶ Made his first career against Arkansas-Pine Bluff, tallying a tackle and two pass breakups (Aug. 31, 2019)
- ▶ Led North Shore High School to the Texas Class 6A Division I State Championship as a senior

ALL DEFENSIVE STATISTICS

DATE	TEAM	GP	GS	TACKLES							INTERCEPTIONS					O. FUMB				ST				MISC								
				TK	S	A	TFL	YDS	SK	YDS	QH	NO	YDS	LG	TD	PD	FF	FR	TD	YDS	TK	S	A	FF	FR	S	A					
2019	TCU	9	6	18	14	4	0.0	0.0	0.0	0.0	0	0	0	0	0	0	0	4	0	0	0	0	0	0	0	0	0	0	0	0	0	0
2020	TCU	7	1	9	6	3	1.5	10.0	1.0	9.0	0	0	0	0	0	0	1	0	0	0	0	0	0	0	0	0	0	0	0	0	0	
2021	TCU	4	1	5	5	0	0.0	0.0	0.0	0.0	0	1	0	0	0	1	0	0	0	0	0	0	0	0	0	0	0	0	0	0	0	
2022	TCU	13	0	14	13	1	0.0	0.0	0.0	0.0	0	0	0	0	0	3	1	0	0	0	0	0	0	0	0	0	0	0	0	0	0	
2023	Arkansas	10	2	10	8	2	0.0	0.0	0.0	0.0	1	0	0	0	0	0	0	0	0	0	0	0	0	0	0	0	0	0	0	0	0	
<b>Totals</b>		<b>43</b>	<b>10</b>	<b>56</b>	<b>46</b>	<b>10</b>	<b>1.5</b>	<b>10.0</b>	<b>1.0</b>	<b>9.0</b>	<b>1</b>	<b>1</b>	<b>0</b>	<b>0</b>	<b>0</b>	<b>9</b>	<b>1</b>	<b>0</b>	<b>0</b>	<b>0</b>	<b>0</b>	<b>0</b>	<b>0</b>	<b>0</b>	<b>0</b>	<b>0</b>	<b>0</b>	<b>0</b>	<b>0</b>	<b>0</b>	<b>0</b>	

SINGLE-GAME HIGHS: DEFENSIVE

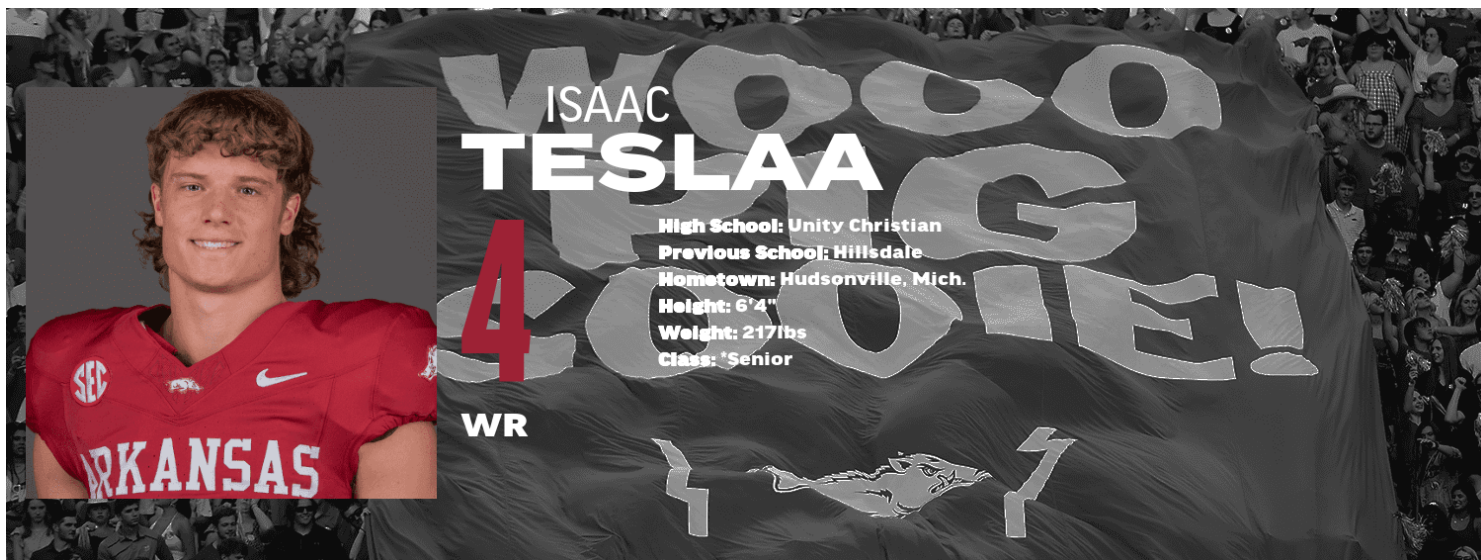
<b>Total Tackles</b>	6 at SMU, Sep 24, 2022 4 vs. FIU, Nov 18, 2023 ...5 more at 4.	<b>Forced Fumbles</b>	1 vs. Iowa St., Nov 26, 2022
<b>Solo Tackles</b>	6 at SMU, Sep 24, 2022 4 at Alabama, Oct 14, 2023 ...1 more at 4.	<b>Tackles For Loss</b>	1 at Baylor, Oct 31, 2020 0.5 vs. Oklahoma, Oct 23, 2020
<b>Sacks</b>	1.0 at Baylor, Oct 31, 2020	<b>Interceptions</b>	1 vs. Baylor, Nov 06, 2021
<b>Passes Defensed</b>	2 at Colorado, Sep 02, 2022 ...1 more at 2.		

2023 GAME-BY-GAME ALL STATISTICS (ARKANSAS)

DATE	OPPONENT	P/S	TACKLES							INTERCEPTIONS					O. FUMB				ST				MISC				W/L	SCORE						
			TK	S	A	SK	YDS	TFL	YDS	QH	NO	YDS	LG	TD	PD	FF	FR	TD	YDS	TK	S	A	FF	FR	S	A								
09/02	Western Caro.																																W	56-13
09/09	Kent St.	P	1	1	0	0.0	0.0	0.0	0.0	0	0	0	0	0	0	0	0	0	0	0	0	0	0	0	0	0	0	0	0	0	0	0	W	28-6
09/16	BYU	P	1	0	1	0.0	0.0	0.0	0.0	0	0	0	0	0	0	0	0	0	0	0	0	0	0	0	0	0	0	0	0	0	0	L	31-38	
09/23	at LSU																															L	31-34	
09/30	at Texas A&M	P	0	0	0	0.0	0.0	0.0	0.0	0	0	0	0	0	0	0	0	0	0	0	0	0	0	0	0	0	0	0	0	0	0	L	22-34	
10/07	at Ole Miss	P	0	0	0	0.0	0.0	0.0	0.0	0	0	0	0	0	0	0	0	0	0	0	0	0	0	0	0	0	0	0	0	0	0	L	20-27	
10/14	at Alabama	S	4	4	0	0.0	0.0	0.0	0.0	0	0	0	0	0	0	0	0	0	0	0	0	0	0	0	0	0	0	0	0	0	0	L	21-24	
10/21	Mississippi St.	P	0	0	0	0.0	0.0	0.0	0.0	0	0	0	0	0	0	0	0	0	0	0	0	0	0	0	0	0	0	0	0	0	0	L	3-7	
11/04	at Florida	P	0	0	0	0.0	0.0	0.0	0.0	0	0	0	0	0	0	0	0	0	0	0	0	0	0	0	0	0	0	0	0	0	0	W	39-36+	
11/11	Auburn	P	0	0	0	0.0	0.0	0.0	0.0	0	0	0	0	0	0	0	0	0	0	0	0	0	0	0	0	0	0	0	0	0	0	L	10-48	
11/18	FIU	S	4	3	1	0.0	0.0	0.0	0.0	1	0	0	0	0	0	0	0	0	0	0	0	0	0	0	0	0	0	0	0	0	0	W	44-20	
11/24	Missouri	P	0	0	0	0.0	0.0	0.0	0.0	0	0	0	0	0	0	0	0	0	0	0	0	0	0	0	0	0	0	0	0	0	0	L	14-48	
<b>2023 totals</b>			<b>10-2</b>	<b>10</b>	<b>8</b>	<b>2</b>	<b>0.0</b>	<b>0.0</b>	<b>0.0</b>	<b>0.0</b>	<b>1</b>	<b>0</b>	<b>0</b>	<b>0</b>	<b>0</b>	<b>0</b>	<b>0</b>	<b>0</b>	<b>0</b>	<b>0</b>	<b>0</b>	<b>0</b>	<b>0</b>	<b>0</b>	<b>0</b>	<b>0</b>	<b>0</b>	<b>0</b>	<b>0</b>	<b>0</b>	<b>4-8</b>			

+ - Overtime





- Led the team with eight contested catches according to Pro Football Focus and finished second on the squad in receptions and yards in 2023.
- Has a 12-game reception streak
- Debuted as a Razorback with three catches for 66 yards and a score vs. Western Carolina (Sept. 2, 2023)

- Transferred from Hillsdale College following the 2022 season where he was named Great Midwest American Offensive Player of the Year
- Named one of the top available transfers following the 2022 season by The Athletic.
- Appeared on Bruce Feldman's 2023 Freak's List after posting a 315-pound bench, 38-inch vertical and 10-5 broad jump

ALL RUSHING/RECEIVING STATISTICS

DATE	TEAM	GP	GS	NO.	RECEIVING				NO.	YDS.	AVG.	LG	TD
					YDS.	AVG.	LG	TD					
2020	Hillsdale	3	0	5	93	18.6	51	0	0	0.0	0	0	
2021	Hillsdale	12	10	45	698	15.5	81	6	0	0.0	0	0	
2022	Hillsdale	11	11	68	1,325	19.5	76	13	0	0.0	0	0	
2023	Arkansas	12	12	34	351	10.3	36	2	1	0.0	0	0	
<b>Totals</b>		<b>38</b>	<b>33</b>	<b>152</b>	<b>2,467</b>	<b>16.2</b>	<b>81</b>	<b>21</b>	<b>1</b>	<b>0.0</b>	<b>0</b>	<b>0</b>	

ALL RETURN STATISTICS

DATE	TEAM	RET.	YDS.	AVG.	LG	TD	NO.	FC	PUNT RETURNS			
									YDS.	AVG.	LG	TD
2020	Hillsdale	0	0	0.0	0	0	0	0	0	0.0	0	0
2021	Hillsdale	1	20	20.0	20	0	0	0	0	0.0	0	0
2022	Hillsdale	0	0	0.0	0	0	2	0	1	0.5	1	0
2023	Arkansas	0	0	0.0	0	0	0	0	0	0.0	0	0
<b>Totals</b>		<b>1</b>	<b>20</b>	<b>20.0</b>	<b>20</b>	<b>0</b>	<b>2</b>	<b>0</b>	<b>1</b>	<b>0.5</b>	<b>1</b>	<b>0</b>

SINGLE-GAME HIGHS: RUSHING/RECEIVING

Rush Attempts	1 vs. BYU, Sep 16, 2023	All-Purpose Yards	193 at Findlay, Oct 23, 2021
Receptions	10 at Truman St., Sep 18, 2021 9 at Findlay, Oct 23, 2021 8 at Ohio Dominican, Nov 12, 2022 ...2 more at 8.	Kickoff Returns	177 at Missouri S&T, Sep 24, 2022
Receiving Yards	193 at Findlay, Oct 23, 2021 189 vs. Walsh, Sep 10, 2022 177 at Missouri S&T, Sep 24, 2022	Kickoff Return Yards	20 at Tiffin, Oct 02, 2021
Receiving Average	27.7 vs. Ulndy, Sep 11, 2021 24.3 vs. Michigan Tech, Nov 05, 2022 23.6 vs. Walsh, Sep 10, 2022	Punt Return Yards	1 vs. Truman St., Sep 17, 2022
Receiving TDs	3 vs. Walsh, Sep 10, 2022 2 vs. Michigan Tech, Nov 05, 2022 ...4 more at 2.	Punt Returns	1 vs. Truman St., Sep 17, 2022 ...1 more at 1.

## Game 1: UAPB

### 100-YARD RECEIVING GAMES (9): ALL

DATE	TEAM	NO.	YDS.	AVG.	LG	TD
09/11/21	UINDY	6	166	27.7	63	1
10/23/21	at Findlay	9	193	21.4	81	2
09/03/22	at Lake Erie	7	157	22.4	70	2
09/10/22	WALSH	8	189	23.6	53	3
09/24/22	at Missouri S&T	8	177	22.1	76	2
10/22/22	FINDLAY	6	107	17.8	46	2
10/29/22	ASHLAND	6	116	19.3	41	0
11/05/22	MICHIGAN TECH	6	146	24.3	42	2
11/12/22	at Ohio Dominican	8	148	18.5	42	0

### 2023 GAME-BY-GAME ALL STATISTICS (ARKANSAS)

DATE	OPPONENT	P/S	RECEIVING					RUSHING					W/L	SCORE	
			NO.	YDS.	AVG.	LG	TD	NO.	YDS.	AVG.	LG	TD			
09/02	Western Caro.	S	3	66	22.0	31	1	0	0	0.0	0	0	0	W	56-13
09/09	Kent St.	S	3	51	17.0	36	0	0	0	0.0	0	0	0	W	28-6
09/16	BYU	S	4	26	6.5	15	0	1	0	0.0	0	0	0	L	31-38
09/23	at LSU	S	3	31	10.3	17	0	0	0	0.0	0	0	0	L	31-34
09/30	at Texas A&M	S	1	0	0.0	0	0	0	0	0.0	0	0	0	L	22-34
10/07	at Ole Miss	S	1	7	7.0	7	0	0	0	0.0	0	0	0	L	20-27
10/14	at Alabama	S	4	25	6.3	8	0	0	0	0.0	0	0	0	L	21-24
10/21	Mississippi St.	S	2	11	5.5	7	0	0	0	0.0	0	0	0	L	3-7
11/04	at Florida	S	4	31	7.8	18	0	0	0	0.0	0	0	0	W	39-36+
11/11	Auburn	S	3	32	10.7	12	1	0	0	0.0	0	0	0	L	10-48
11/18	FIU	S	4	37	9.3	13	0	0	0	0.0	0	0	0	W	44-20
11/24	Missouri	S	2	34	17.0	21	0	0	0	0.0	0	0	0	L	14-48
<b>2023 totals</b>		<b>12-12</b>	<b>34</b>	<b>351</b>	<b>10.3</b>	<b>36</b>	<b>2</b>	<b>1</b>	<b>0</b>	<b>0.0</b>	<b>0</b>	<b>0</b>	<b>4-8</b>		

+ - Overtime



- ▶ Started three games and appeared in nine before suffering a season-ending shoulder injury in 2023
- ▶ Hauled in a career-high seven passes for 90 yards and two TD at Ole Miss (Oct. 7, 2023)

- ▶ Caught 11 passes for 170 yards and two TDs, in four-game stretch (2023)
- ▶ Logged 24 yards on one catch in his first career start at Alabama (Oct. 14)
- ▶ Caught first collegiate pass in the Auto Zone Liberty Bowl victory over Kansas (Dec. 28, 2022) a 17-yard TD
- ▶ Consensus three-star prospect according to 247Sports, Rivals and ESPN

ALL RUSHING/RECEIVING STATISTICS

DATE	TEAM	GP	GS	RECEIVING					RUSHING				
				NO.	YDS.	AVG.	LG	TD	NO.	YDS.	AVG.	LG	TD
2022	Arkansas	4	0	1	17	17.0	17	1	0	0	0.0	0	0
2023	Arkansas	9	3	11	170	15.5	34	2	0	0	0.0	0	0
<b>Totals</b>		<b>13</b>	<b>3</b>	<b>12</b>	<b>187</b>	<b>15.6</b>	<b>34</b>	<b>3</b>	<b>0</b>	<b>0</b>	<b>0.0</b>	<b>0</b>	<b>0</b>

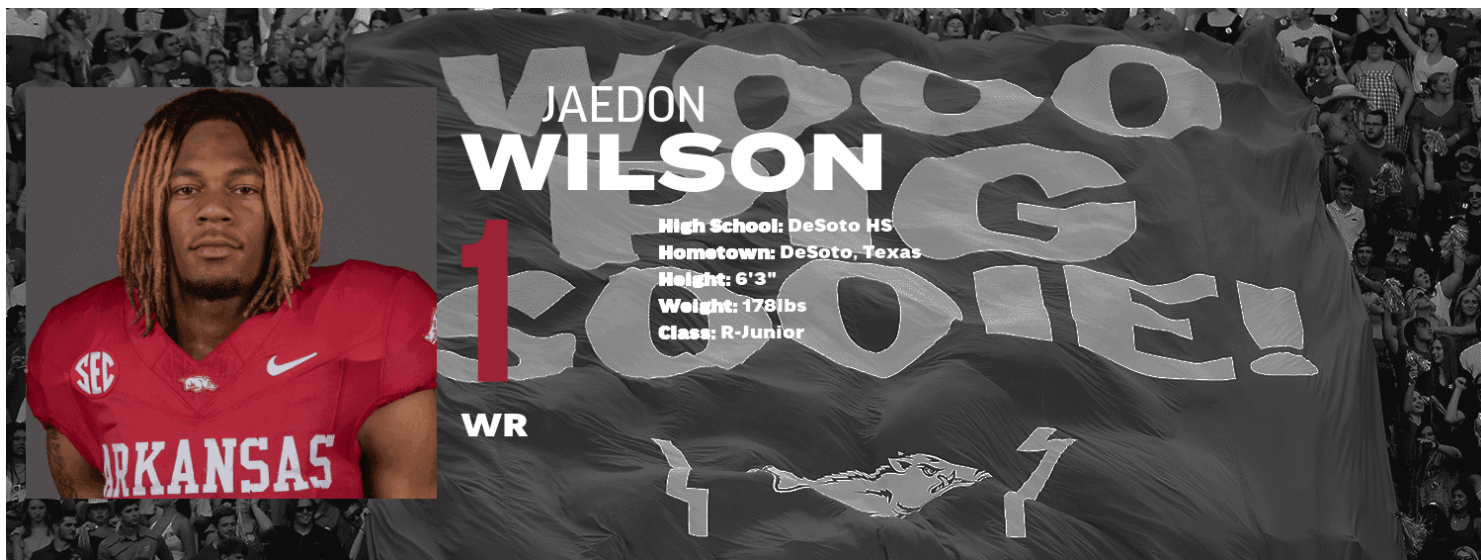
SINGLE-GAME HIGHS: RECEIVING

Receptions	7 at Ole Miss, Oct 07, 2023 2 at Florida, Nov 04, 2023 1 vs. Mississippi St., Oct 21, 2023 ...2 more at 1.	Receiving TDs	2 at Ole Miss, Oct 07, 2023 1 vs. Kansas, Dec 28, 2022
Receiving Yards	90 at Ole Miss, Oct 07, 2023 37 at Florida, Nov 04, 2023 24 at Alabama, Oct 14, 2023	All-Purpose Yards	90 at Ole Miss, Oct 07, 2023 37 at Florida, Nov 04, 2023 24 at Alabama, Oct 14, 2023
Receiving Average	12.9 at Ole Miss, Oct 07, 2023		

2023 GAME-BY-GAME ALL STATISTICS (ARKANSAS)

DATE	OPPONENT	P/S	RECEIVING					RUSHING					W/L	SCORE
			NO.	YDS.	AVG.	LG	TD	NO.	YDS.	AVG.	LG	TD		
09/02	Western Caro.	P	0	0	0.0	0	0	0	0.0	0	0	0	W	56-13
09/09	Kent St.	P	0	0	0.0	0	0	0	0.0	0	0	0	W	28-6
09/16	BYU	P	0	0	0.0	0	0	0	0.0	0	0	0	L	31-38
09/23	at LSU	P	0	0	0.0	0	0	0	0.0	0	0	0	L	31-34
09/30	at Texas A&M	P	0	0	0.0	0	0	0	0.0	0	0	0	L	22-34
10/07	at Ole Miss	P	7	90	12.9	34	2	0	0.0	0	0	0	L	20-27
10/14	at Alabama	S	1	24	24.0	24	0	0	0.0	0	0	0	L	21-24
10/21	Mississippi St.	S	1	19	19.0	19	0	0	0.0	0	0	0	L	3-7
11/04	at Florida	S	2	37	18.5	25	0	0	0.0	0	0	0	W	39-36+
11/11	Auburn							DNP					L	10-48
11/18	FIU							DNP					W	44-20
11/24	Missouri							DNP					L	14-48
<b>2023 totals</b>		<b>9-3</b>	<b>11</b>	<b>170</b>	<b>15.5</b>	<b>34</b>	<b>2</b>	<b>0</b>	<b>0</b>	<b>0.0</b>	<b>0</b>	<b>0</b>	<b>4-8</b>	

+ - Overtime



- ▶ Has appeared in 21 games with four starts during his three-year career
- ▶ Matched his career-best with three receptions for 31 yards, including a 10-yard touchdown catch, vs. Florida International (Nov. 18, 2023)
- ▶ Scored the first touchdown of the season in win over Western Carolina (Sept. 2, 2023), taking a screen pass 65 yards.

- ▶ Caught two passes for 47 yards, including a 30-yard pass in the Autozone Liberty Bowl victory over Kansas (Dec. 28, 2022)
- ▶ Saw action on special teams in 2022
- ▶ Chose Arkansas over Illinois, Louisville, Northwestern, Oregon State, Houston and others.

ALL RUSHING/RECEIVING STATISTICS

DATE	TEAM	GP	GS	RECEIVING						RUSHING				
				NO.	YDS.	AVG.	LG	TD	NO.	YDS.	AVG.	LG	TD	
2021	Arkansas	2	0	0	0	0.0	0	0	0	0	0	0.0	0	0
2022	Arkansas	7	0	3	49	16.3	30	0	0	0	0	0.0	0	0
2023	Arkansas	12	4	15	199	13.3	65	2	1	4	4	4.0	4	0
<b>Totals</b>		<b>21</b>	<b>4</b>	<b>18</b>	<b>248</b>	<b>13.8</b>	<b>65</b>	<b>2</b>	<b>1</b>	<b>4</b>	<b>4</b>	<b>4.0</b>	<b>4</b>	<b>0</b>

ALL RETURN STATISTICS

DATE	TEAM	RET.	KICKOFF RETURNS					PUNT RETURNS					
			YDS.	AVG.	LG	TD	NO.	FC	YDS.	AVG.	LG	TD	
2021	Arkansas	0	0	0.0	0	0	0	0	0	0	0.0	0	0
2022	Arkansas	0	0	0.0	0	0	0	0	0	0	0.0	0	0
2023	Arkansas	0	0	0.0	0	0	0	0	0	0	0.0	0	0
<b>Totals</b>		<b>0</b>	<b>0</b>	<b>0.0</b>	<b>0</b>	<b>0</b>	<b>0</b>	<b>0</b>	<b>0</b>	<b>0</b>	<b>0.0</b>	<b>0</b>	<b>0</b>

SINGLE-GAME HIGHS: RUSHING/RECEIVING

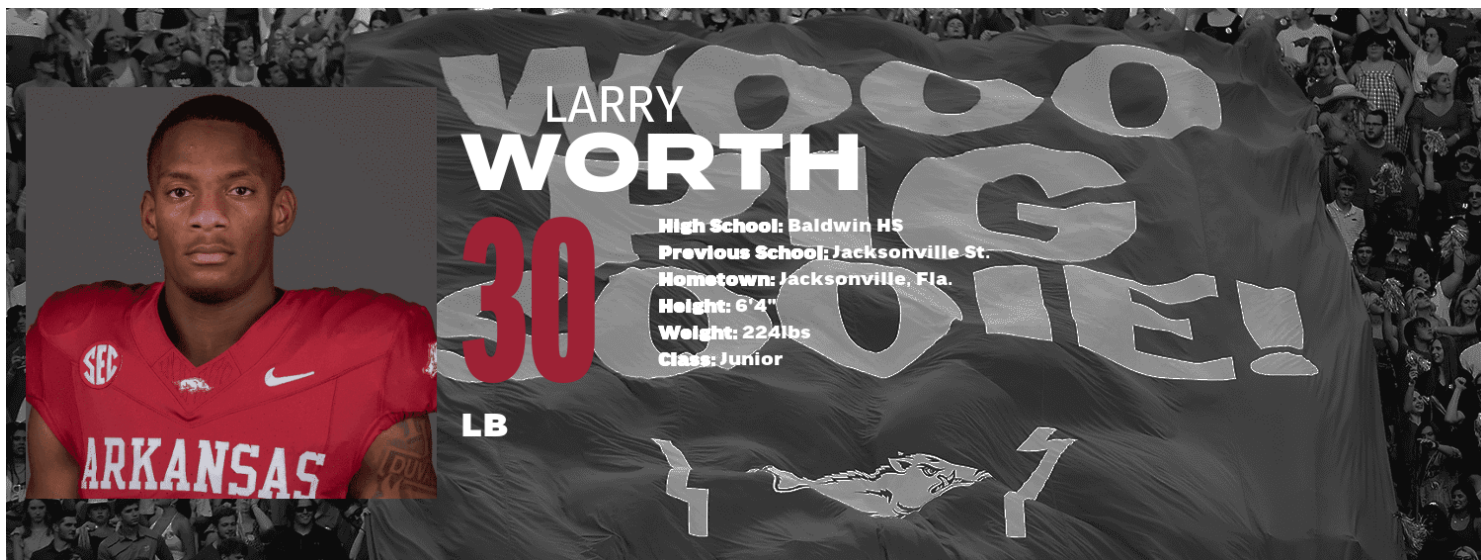
Rush Attempts	1 vs. FIU, Nov 18, 2023	Receiving Average	27.7 vs. Western Caro., Sep 02, 2023
Rushing Yards	4 vs. FIU, Nov 18, 2023		10.3 vs. FIU, Nov 18, 2023
Receptions	3 vs. FIU, Nov 18, 2023	Receiving TDs	1 vs. FIU, Nov 18, 2023
	...1 more at 3.		...1 more at 1.
Receiving Yards	83 vs. Western Caro., Sep 02, 2023	All-Purpose Yards	83 vs. Western Caro., Sep 02, 2023
	47 vs. Kansas, Dec 28, 2022		47 vs. Kansas, Dec 28, 2022
	31 vs. FIU, Nov 18, 2023		35 vs. FIU, Nov 18, 2023
	...1 more at 31.		

# Game 1: UAPB

## 2023 GAME-BY-GAME ALL STATISTICS (ARKANSAS)

DATE	OPPONENT	P/S	NO.	RECEIVING				RUSHING				W/L	SCORE	
				YDS.	AVG.	LG	TD	NO.	YDS.	AVG.	LG			TD
09/02	Western Caro.	S	3	83	27.7	65	1	0	0	0.0	0	0	W	56-13
09/09	Kent St.	S	2	31	15.5	31	0	0	0	0.0	0	0	W	28-6
09/16	BYU	P	2	16	8.0	13	0	0	0	0.0	0	0	L	31-38
09/23	at LSU	P	0	0	0.0	0	0	0	0	0.0	0	0	L	31-34
09/30	at Texas A&M	P	0	0	0.0	0	0	0	0	0.0	0	0	L	22-34
10/07	at Ole Miss	P	1	6	6.0	6	0	0	0	0.0	0	0	L	20-27
10/14	at Alabama	P	0	0	0.0	0	0	0	0	0.0	0	0	L	21-24
10/21	Mississippi St.	P	2	7	3.5	4	0	0	0	0.0	0	0	L	3-7
11/04	at Florida	P	2	25	12.5	16	0	0	0	0.0	0	0	W	39-36+
11/11	Auburn	P	0	0	0.0	0	0	0	0	0.0	0	0	L	10-48
11/18	FIU	S	3	31	10.3	15	1	1	4	4.0	4	0	W	44-20
11/24	Missouri	S	0	0	0.0	0	0	0	0	0.0	0	0	L	14-48
<b>2023 totals</b>		<b>12-4</b>	<b>15</b>	<b>199</b>	<b>13.3</b>	<b>65</b>	<b>2</b>	<b>1</b>	<b>4</b>	<b>4.0</b>	<b>4</b>	<b>0</b>	<b>4-8</b>	

+ - Overtime



- ▶ Transferred from Jacksonville State where he spent his freshman and sophomore seasons.
- ▶ Saw action in 22 games during his two seasons, including four starts at nickelback in 2023

- ▶ Was fifth on Jax State in total tackles (63) and second in sacks (4) in 2023.
- ▶ Posted a career-high 12 tackles, including two for loss and a sack during the New Orleans Bowl against Louisiana.
- ▶ Played receiver in high school before walking on at Jacksonville State where he transitioned to the defensive side of the ball, playing nickel and safety.

ALL DEFENSIVE STATISTICS

DATE	TEAM	GP	GS	TK	S	A	TACKLES					INTERCEPTIONS					O. FUMB					ST				MISC										
							TFL	YDS	SK	YDS	QH	NO	YDS	LG	TD	PD	FF	FR	TD	YDS	TK	S	A	FF	FR	S	A									
2022	Jacksonville St.	9	0	20	10	10	2.0	6.0	0.0	0.0	0	0	0	0	0	1	1	0	0	0	0	0	0	0	0	0	0	0	0	0	0	0	0	0	0	0
2023	Jacksonville St.	13	5	63	28	35	6.0	36.0	3.0	26.0	3	1	0	0	0	2	1	1	0	0	0	0	0	0	0	0	0	0	0	0	0	0	0	0	0	
<b>Totals</b>		<b>22</b>	<b>5</b>	<b>83</b>	<b>38</b>	<b>45</b>	<b>8.0</b>	<b>42.0</b>	<b>3.0</b>	<b>26.0</b>	<b>3</b>	<b>1</b>	<b>0</b>	<b>0</b>	<b>0</b>	<b>3</b>	<b>2</b>	<b>1</b>	<b>0</b>	<b>0</b>	<b>0</b>	<b>0</b>	<b>0</b>	<b>0</b>	<b>0</b>	<b>0</b>	<b>0</b>	<b>0</b>	<b>0</b>	<b>0</b>	<b>0</b>	<b>0</b>	<b>0</b>	<b>0</b>	<b>0</b>	

SINGLE-GAME HIGHS: DEFENSIVE

<b>Total Tackles</b>	12 at Louisiana, Dec 16, 2023 7 at New Mexico St., Nov 25, 2023 ...2 more at 7.	<b>Forced Fumbles</b>	1 vs. UTEP, Aug 26, 2023 ...1 more at 1.
<b>Solo Tackles</b>	6 at New Mexico St., Nov 25, 2023 4 at Louisiana, Dec 16, 2023 ...1 more at 4.	<b>Fumble Recoveries</b>	1 at Middle Tenn., Oct 04, 2023
<b>Sacks</b>	1.5 vs. UTEP, Aug 26, 2023 1.0 at Louisiana, Dec 16, 2023 0.5 vs. Eastern Mich., Sep 23, 2023	<b>Tackles For Loss</b>	2 at Louisiana, Dec 16, 2023 1 at South Carolina, Nov 04, 2023 ...3 more at 1.
<b>Passes Defensed</b>	1 at New Mexico St., Nov 25, 2023 ...2 more at 1.	<b>Interceptions</b>	1 vs. Eastern Mich., Sep 23, 2023

2023 GAME-BY-GAME ALL STATISTICS (JACKSONVILLE ST.)

DATE	OPPONENT	P/S	TACKLES					INTERCEPTIONS					O. FUMB					ST				MISC				W/L	SCORE								
			TK	S	A	SK	YDS	TFL	YDS	QH	NO	YDS	LG	TD	PD	FF	FR	TD	YDS	TK	S	A	FF	FR	S			A							
08/26	UTEP	P	5	2	3	1.5	14.0	1.5	14.0	0	0	0	0	0	0	1	0	0	0	0	0	0	0	0	0	0	0	0	0	0	0	0	0	W	17-14
09/02	ETSU	P	3	0	3	0.0	0.0	0.0	0.0	1	0	0	0	0	0	0	0	0	0	0	0	0	0	0	0	0	0	0	0	0	0	0	0	W	49-3
09/09	at Coastal Carolina	S	5	2	3	0.0	0.0	0.0	0.0	0	0	0	0	0	0	0	0	0	0	0	0	0	0	0	0	0	0	0	0	0	0	0	L	16-30	
09/23	Eastern Mich.	P	3	0	3	0.5	2.0	0.5	2.0	0	1	0	0	0	0	0	0	0	0	0	0	0	0	0	0	0	0	0	0	0	0	0	W	21-0	
09/28	at Sam Houston	P	4	2	2	0.0	0.0	1.0	8.0	0	0	0	0	0	0	0	0	0	0	0	0	0	0	0	0	0	0	0	0	0	0	0	W	35-28+	
10/04	at Middle Tenn.	P	3	2	1	0.0	0.0	0.0	0.0	0	0	0	0	0	0	1	0	0	0	0	0	0	0	0	0	0	0	0	0	0	0	0	W	45-30	
10/10	Liberty	S	5	3	2	0.0	0.0	0.0	0.0	0	0	0	0	0	0	0	0	0	0	0	0	0	0	0	0	0	0	0	0	0	0	0	L	13-31	
10/17	Western Ky.	P	2	1	1	0.0	0.0	0.0	0.0	0	0	0	0	0	1	0	0	0	0	0	0	0	0	0	0	0	0	0	0	0	0	0	W	20-17	
10/25	at FIU	P	0	0	0	0.0	0.0	0.0	0.0	1	0	0	0	0	0	0	0	0	0	0	0	0	0	0	0	0	0	0	0	0	0	0	W	41-16	
11/04	at South Carolina	S	7	4	3	0.0	0.0	1.0	1.0	0	0	0	0	0	0	0	0	0	0	0	0	0	0	0	0	0	0	0	0	0	0	L	28-38		
11/18	Louisiana Tech	S	7	2	5	0.0	0.0	0.0	0.0	1	0	0	0	0	0	0	0	0	0	0	0	0	0	0	0	0	0	0	0	0	0	0	W	56-17	
11/25	at New Mexico St.	P	7	6	1	0.0	0.0	0.0	0.0	0	0	0	0	0	1	0	0	0	0	0	0	0	0	0	0	0	0	0	0	0	0	L	17-20		
12/16	at Louisiana	S	12	4	8	1.0	10.0	2.0	11.0	0	0	0	0	0	0	0	0	0	0	0	0	0	0	0	0	0	0	0	0	0	0	W	34-31+		
<b>2023 totals</b>			<b>13-5</b>	<b>63</b>	<b>28</b>	<b>35</b>	<b>3.0</b>	<b>26.0</b>	<b>6.0</b>	<b>36.0</b>	<b>3</b>	<b>1</b>	<b>0</b>	<b>0</b>	<b>0</b>	<b>2</b>	<b>1</b>	<b>1</b>	<b>0</b>	<b>0</b>	<b>0</b>	<b>0</b>	<b>0</b>	<b>0</b>	<b>0</b>	<b>0</b>	<b>0</b>	<b>0</b>	<b>0</b>	<b>0</b>	<b>0</b>	<b>0</b>	<b>9-4</b>		

+ - Overtime

## WEEKLY MEDIA SCHEDULE: UAPB

<b>25</b> SUN No media availability	<b>26</b> MON Noon Presser: Coach Pittman	<b>27</b> TUES 6:15 p.m. Zoom: Student-Athletes  7 p.m. <i>Sam Pittman Live</i>	<b>28</b> WED 10:40 a.m. SEC Teleconference: Coach Pittman	<b>29</b> THUR <b>Gameday</b> UAPB Kickoff - 6:30 p.m. TV - ESPN  <b>Postgame Presser</b> Coach Pittman & Student-Athletes	<b>30</b> FRI No media availability	<b>1</b> SAT No media availability
--	---	--	---	--	--	---------------------------------------

### ARKANSAS COMMUNICATIONS



**KYLE PARKINSON**  
**Associate AD/Communications**  
 Cell .....(479) 387-4753  
 Email.....kparkin@uark.edu  
 Twitter.....@TheOtherKP



**OLIVER GRIGG**  
**Assistant Director/Communications**  
 Cell .....(479) 502-6577  
 Email.....ogrigg@uark.edu  
 Twitter.....@Oliver\_Grigg



**HUNTER CORNELIUSSEN**  
**Assistant Director/Communications**  
 Cell .....(479) 380-2194  
 Email.....hc068@uark.edu  
 Twitter.....@HunterCor

**Office:** (479) 575-2751  
**Fax:** (479) 575-7481  
**Fayetteville Press Box:** (479) 575-6622  
**Little Rock Press Box:** (501) 663-0514  
**Mailing Address:**

Arkansas Communications  
 P.O. Box 7777  
 Fayetteville, AR 72701

**Overnight/Physical Address:**  
 University of Arkansas  
 Arkansas Communications  
 350 N Razorback Road  
 Fayetteville, AR 72701

#### GAME CREDENTIAL REQUESTS

All requests for media and/or photo credentials must be made online at [SportsSystems.com/Arkansas](https://SportsSystems.com/Arkansas). Requests should be made at least 10 days in advance. Credentials must be requested and will be granted on a game-by-game basis only. No multi-game or full season credentials will be issued.

Credentials will not be mailed. They may be picked up beginning three hours prior to kickoff at the media will call station at the base of the elevator at both Donald W. Reynolds Razorback Stadium in Fayetteville and War Memorial Stadium in Little Rock. Photo identification is required when picking up credentials

#### ARKANSAS FTP SITE

An FTP site is available for members of the media. For more information concerning the FTP site, contact Michelle Glover ([mlglover@uark.edu](mailto:mlglover@uark.edu)).

### SEC COACHES TELECONFERENCE

In conjunction with the Southeastern Conference, head coach Sam Pittman will participate each week in the league's teleconference of football coaches. The teleconferences will be conducted each Wednesday from Aug. 28 to Nov. 20 from 10 a.m. to 12:40 p.m. CT.

Accredited media members only may access the broadcast-quality teleconference. Callers may participate in the question-and-answer session with an individual coach or all SEC coaches. For more information and the teleconference number, contact the SEC Media Relations Office at (205) 458-3000.

10 a.m. ....	Brian Kelly, LSU
10:10 a.m. ....	Kirby Smart, Georgia
10:20 a.m. ....	Billy Napier, Florida
10:30 a.m. ....	Brent Venables, Oklahoma
10:40 a.m. ....	Sam Pittman, Arkansas
10:50 a.m. ....	Josh Heupel, Tennessee
11 a.m. ....	Kalen DeBoer, Alabama
11:10 a.m. ....	Shane Beamer, South Carolina
11:20 a.m. ....	Elijah Drinkwitz, Missouri
11:30 a.m. ....	Mike Elko, Texas A&M
11:40 a.m. ....	Mark Stoops, Kentucky
11:50 a.m. ....	Jeff Leiby, Mississippi State
Noon .....	Lane Kiffin, Ole Miss
12:10 p.m. ....	Hugh Freeze, Auburn
12:20 p.m. ....	Clark Lea, Vanderbilt
12:30 p.m. ....	Steve Sarkisian, Texas

### SAM PITTMAN LIVE

"Sam Pittman Live," Coach Pittman's weekly radio show, airs on Wednesday nights starting at 7 p.m. For the 15th straight year, the one-hour radio show will be broadcast live from the Catfish Hole.

The show will be carried throughout the state of Arkansas on the Razorback Sports Network and locally in Fayetteville on 105.3 FM, 99.5 FM, 92.1 FM & 1290 AM.

### RAZORBACK FOOTBALL WITH SAM PITTMAN

"Razorback Football with Sam Pittman" is the official television coach's show of Razorback football. The one-hour show will air statewide and throughout the region on numerous television affiliates.

12 shows will air throughout the season on the following stations: KATV (Sunday at 10:30 p.m.), KFSM (Sunday at 10:30 p.m.) and KNXW (Sunday at 9:30 p.m.).

### RADIO AFFILIATES

Batesville.....	KWOZ-FM .....	103.3
Camden.....	KCXY-FM .....	95.3
Camden.....	KAMD-FM .....	97.1
Crossett.....	KAGH-FM.....	104.9
Crossett.....	KAGH-AM .....	800
DeQueen.....	KDQN-FM .....	92.1
DeWitt.....	KDEW-FM .....	97.3
El Dorado.....	KMRX-FM .....	96.1
Fayetteville.....	KQSM-FM .....	92.1
Fayetteville.....	KAKS-FM.....	99.5
Fayetteville.....	K237GR.....	95.3
Forrest City.....	KBFC-FM .....	93.5
Fort Smith.....	KERX-FM .....	95.3
Glenwood.....	KHGZ-FM.....	98.9
Glenwood.....	KHGZ-AM .....	670
Hot Springs/Mena.....	KTTG-FM.....	96.3
Jonesboro.....	KEGI-FM .....	100.5
Joplin, Mo.....	KHST-FM .....	101.7
Little Rock.....	KABZ-FM .....	103.7
Magnolia.....	KZHE-FM .....	100.5
Marshall.....	KBCN-FM.....	104.3
Mena.....	KENA-FM.....	104.1
Monett, Mo.....	KKBL-FM .....	95.9
Monticello.....	KGPO-FM.....	99.9
Morrilton.....	KCON-FM.....	99.3
Mountain Home.....	KOMT-FM .....	93.5
Ozark.....	KDYN-FM.....	96.7
Ozark.....	KDYN-AM .....	1540
Searcy.....	KRZS-FM .....	99.1
Texarkana.....	KKTK-AM.....	1400
Tulsa, Okla.....	KYAL-FM .....	99.9
Tulsa, Okla.....	KYAL-AM.....	1550
Wynne.....	KWYN-FM .....	92.5