



Saturday, Sept. 7, 2024 • 11 a.m. • ABC • Boone Pickens Stadium (53,855) • Stillwater, Okla.

ABC

Dave Pasch (play-by-play)
Dusty Dvoracek (analyst)
Taylor McGregor (reporter)

RAZORBACK/LEARFIELD RADIO NETWORK

Chuck Barrett (play-by-play)
Quinn Grovey (analyst)
Geno Bell (reporter)

SIRIUS XM RADIO

Channel 374
App 374

COACHING STAFF

ON THE FIELD (Year at Arkansas)

Sam Pittman - Head Coach (5th)
Scott Fountain - Assistant HC/Special Teams (5th)
Bobby Petrino - Offensive Coordinator/QBs (1st)
Travis Williams - Defensive Coordinator (2nd)
Marcus Woodson - Co-Defensive Coordinator (2nd)
Deke Adams - Defensive Line (3rd)
Ronnie Fouch - Wide Receivers (1st)
Eric Mateos - Offensive Line (1st)
Kolby Smith - Running Backs (1st)
Deron Wilson - Secondary (2nd)

IN THE BOOTH

Morgan Turner - Tight Ends (2nd)

FOUR DOWNS

28



Arkansas scored 28 points in the first quarter of its season-opening win over UAPB, its most points in the first quarter of a game since scoring 35 first-quarter points in a 73-7 win over Nicholls in 2014.

47



Since 2020 (Sam Pittman's first year as head coach), the Hogs have totaled 47 interceptions in 49 games. Arkansas' 47 interceptions are good for fifth-most among all SEC teams during that span.

70



With its 70-0 shutout win over UAPB, Arkansas became the only FBS or FCS team over the past 25 seasons to record a 70-plus point shutout while converting every third-down attempt in a game.

687



The Hogs averaged 9.8 total yards per play and finished with 687 total yards of offense in their season-opening win over the Golden Lions, the third-highest single-game total in program history.



ARKANSAS VS. OKLAHOMA STATE



ARKANSAS RAZORBACKS (1-0, 0-0 SEC)

AP/Coaches: RV/NR

Head Coach: Sam Pittman (Pittsburg State, '86)

Career Record: 24-25 (5th season)

Record at Arkansas: Same

OKLAHOMA STATE COWBOYS (1-0, 0-0 Big 12)

AP/Coaches: 16/17

Head Coach: Mike Gundy (Oklahoma State, '90)

Career Record: 167-79 (20th season)

Record at Oklahoma State: Same

THE RUNDOWN

• Fresh off a season-opening 70-0 shutout win over FCS foe UAPB, Arkansas hits the road for a highly anticipated clash against nationally ranked Oklahoma State. Kickoff between the Razorbacks and Cowboys from inside Boone Pickens Stadium is scheduled for 11 a.m. Saturday, Sept. 7, on ABC.

• Separated by only a three-hour drive, Arkansas and Oklahoma State have met on the gridiron 46 times through the years but have not squared off since 1980. Entering this Saturday's showdown in Stillwater, the Razorbacks boast a lopsided 30-15-1 (.663) overall record against the Cowboys.

• Under head coach **Sam Pittman**, the Hogs have started 2-0 three years in a row. With a win Saturday, Arkansas will improve to 2-0 for the fourth consecutive season for the first time since 1985-89, when the Hogs, led by former head coach Ken Hatfield, started 2-0 in five straight seasons.

• **QB Taylen Green** dazzled in his debut as the Razorbacks' starting quarterback, accounting for four total touchdowns (two passing, two rushing) in the season-opening win over UAPB. Green became just the third Arkansas signal-caller since 1997 to pass and rush for multiple scores in a single game, logging his fourth career game with multiple passing and rushing touchdowns in the process.

• **RB Ja'Quinden Jackson** turned in his sixth career 100-yard rushing game in his debut as a Razorback, breaking loose for 101 yards (12.6 ypc) and two touchdowns on eight carries in Arkansas' 70-0 win over UAPB. It was Jackson's fourth career multi-rushing touchdown performance.

• **WR Tyrone Broden** caught three passes for 35 yards and a touchdown in Arkansas' season-opening win over UAPB. In the win over UAPB, the Razorbacks scored on all 10 of their offensive possessions for the first time in school history, becoming the only FBS team in the last 20 years to score a touchdown on its first 10 offensive possessions of a season.

• **DL Landon Jackson** was credited with a tackle for loss and two quarterback hurries in the Hogs' 70-0 win over UAPB. Jackson, who enters the campaign as a preseason All-American and preseason All-SEC selection, helped the Razorback defense register its first shutout since the 2018 season, when Arkansas blanked Tulsa, 23-0, in Fayetteville.



TAYLEN GREEN

PASSING

16/23 (69.6%)

229 YDS

2 TD/0 INT



JA'QUINDEN JACKSON

RUSHING

8 ATT

101 YDS

2 TD



TYRONE BRODEN

RECEIVING

3 REC

35 YDS

1 TD



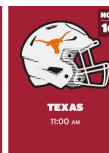


LANDON JACKSON

TACKLES

1 TOTAL

1.0 TFL

2 QBH



THE GAME: ARKANSAS vs. OKLAHOMA STATE

INSIDE THE SERIES

All-Time Record: Arkansas leads, 30-15-1
 In Little Rock: Arkansas leads, 20-5
 In Fayetteville: Arkansas leads, 4-3
 In Stillwater: Series tied, 4-4-1
 In Fort Smith: Series tied, 2-2
 In Oklahoma City: Oklahoma State leads, 1-0
 Most points scored by Arkansas: 42 (1951)
 Most points scored by Oklahoma State: 46 (1914)
 Largest margin of victory by Arkansas: 39 (1969)
 Largest margin of victory by Oklahoma State: 46 (1914)
 Longest win streak by Arkansas: 10 (1955-66)
 Longest win streak by Oklahoma State: 3 (1943-45)

SERIES HISTORY

Date	UA/Opp Rank	Site	Result
Oct. 12, 1912		Fayetteville, Ark.	L, 13-7
Oct. 18, 1913		Fayetteville, Ark.	W, 3-0
Oct. 13, 1914		Stillwater, Okla.	L, 46-0
Oct. 16, 1915		Fort Smith, Ark.	W, 14-9
Oct. 22, 1921		Stillwater, Okla.	L, 7-0
Nov. 30, 1922		Fort Smith, Ark.	L, 13-0
Dec. 1, 1923		Fort Smith, Ark.	W, 13-0
Nov. 21, 1924		Stillwater, Okla.	L, 20-0
Nov. 21, 1925		Fayetteville, Ark.	W, 9-7
Nov. 19, 1926		Stillwater, Okla.	W, 24-2
Nov. 12, 1927		Fayetteville, Ark.	W, 33-20
Nov. 28, 1929		Stillwater, Okla.	W, 32-6
Nov. 8, 1930		Fayetteville, Ark.	L, 26-0
Sept. 24, 1938		Fayetteville, Ark.	W, 27-7
Nov. 19, 1943		Fort Smith, Ark.	L, 19-13
Sept. 29, 1944		Oklahoma City, Okla.	L, 19-0
Sept. 29, 1945		Fayetteville, Ark.	L, 19-14
Sept. 28, 1946		Stillwater, Okla.	T, 21-21
Sept. 23, 1950		Little Rock, Ark.	L, 12-7
Sept. 22, 1951		Stillwater, Okla.	W, 42-7
Sept. 20, 1952		Little Rock, Ark.	W, 22-20
Sept. 26, 1953		Little Rock, Ark.	L, 7-6
Sept. 24, 1955	17/NR	Little Rock, Ark.	W, 21-0
Sept. 29, 1956		Little Rock, Ark.	W, 19-7
Sept. 21, 1957		Little Rock, Ark.	W, 12-0
Sept. 26, 1959		Little Rock, Ark.	W, 13-7
Sept. 17, 1960	19/NR	Little Rock, Ark.	W, 9-0
Sept. 22, 1962		Little Rock, Ark.	W, 34-7
Sept. 21, 1963	8/NR	Little Rock, Ark.	W, 21-0
Sept. 19, 1964		Little Rock, Ark.	W, 14-10
Sept. 18, 1965	6/NR	Little Rock, Ark.	W, 28-14
Sept. 17, 1966	5/NR	Little Rock, Ark.	W, 14-10
Sept. 23, 1967		Little Rock, Ark.	L, 7-6
Sept. 21, 1968		Little Rock, Ark.	W, 32-15
Sept. 20, 1969	2/NR	Little Rock, Ark.	W, 39-0
Sept. 19, 1970	11/NR	Little Rock, Ark.	W, 23-7
Sept. 18, 1971	6/NR	Little Rock, Ark.	W, 31-10
Sept. 23, 1972		Little Rock, Ark.	W, 24-23
Sept. 22, 1973		Little Rock, Ark.	L, 38-6
Sept. 21, 1974	10/NR	Little Rock, Ark.	L, 26-7
Sept. 20, 1975	16/NR	Stillwater, Okla.	L, 20-13
Sept. 18, 1976	12/NR	Little Rock, Ark.	W, 16-10
Sept. 17, 1977	NR/15	Little Rock, Ark.	W, 28-6
Sept. 23, 1978	2/NR	Stillwater, Okla.	W, 19-7
Sept. 22, 1979	15/NR	Little Rock, Ark.	W, 27-7
Sept. 20, 1980	17/NR	Little Rock, Ark.	W, 33-20

100-YARD RUSHING GAMES (10)

Player	Date	Rushes	Yards	TDs
Jerry Eckwood	9/23/78	14	100	0
Ben Cowins	9/17/77	21	203	2
Ben Cowins	9/18/76	17	163	0
Jerry Eckwood	9/20/75	20	156	1
Dickey Morton	9/23/72	26	133	1
Jon Richardson	9/18/71	24	154	2
Bill Burnett	9/20/69	19	119	1
Russell Cody	10/23/67	33	140	0
Harry Jones	9/18/65	6	128	1
Kay Eakin	9/24/38	20	107	1

300-YARD PASSING GAMES (0)

Player	Date	C-A	Yards	TDs
--------	------	-----	-------	-----

100-YARD RECEIVING GAMES (1)

Player	Date	Rec.	Yards	TDs
Bobby Duckworth	9/20/80	4	101	1

TOTALS

100-Yard Rushing Games (Players): 10 (8)
 300-Yard Passing Games (Players): N/A
 100-Yard Receiving Games (Players): 1 (1)


STATISTICAL BREAKDOWN: ARKANSAS vs. OSU

Arkansas	Rank: SEC (FBS)	Category	Oklahoma St.	Rank: Big 12 (FBS)
70.0	3 (3)	Scoring Offense	44.0	8 (38)
0.0	1 (1)	Scoring Defense	20.0	9 (76)
687.0	3 (4)	Total Offense	394.0	13 (76)
130	2 (5)	Total Defense	388.0	11 (94)
282.0	3 (17)	Rushing Offense	149.0	11 (76)
7.0	2 (2)	Rushing Defense	124.0	10 (70)
408.0	4 (9)	Passing Offense	245.0	11 (61)
123.0	4 (36)	Passing Defense	264.0	14 (107)
30.0	3 (13)	Kickoff Return Avg.	18.33	6 (63)
33.0	1 (2)	Punt Return Avg.	0.00	11 (91)
27:15	6 (33)	Time of Possession	29:13	8 (79)
1.00	1 (1)	3rd Down Conv. Pct.	.357	14 (93)
.10	5 (2)	3rd Down Conv. Pct. Defense	.231	3 (27)
0.00	N/A (N/A)	Net Punting	35.43	5 (71)
0.00	11 (56)	Turnover Margin	1.00	2 (19)
0	N/A (N/A)	Fumbles Recovered	0	N/A (N/A)
0	1 (1)	Fumbles Lost	0	1 (1)
0	3 (36)	Passes Intercepted	4	12 (115)
0	7 (69)	Turnovers Gained	1	4 (52)
0	11 (61)	Turnovers Lost	0	1 (1)
186.14	8 (32)	Passing Efficiency	155.09	11 (60)
92.75	6 (38)	Pass Efficiency Defense	126.42	11 (88)
6.00	8 (61)	Fewest Penalties Per Game	1.00	1 (1)
48.00	8 (65)	Fewest Yards Penalized Per Game	10.00	2 (5)
4.00	3 (18)	Sacks	2.00	7 (50)
0.00	1 (1)	Sacks Allowed	0.00	1 (1)
10.0	3 (13)	Tackles for Loss	4.0	12 (95)
2.00	1 (8)	Tackles for Loss Allowed	3.00	5 (30)
34	3 (7)	First Downs	23	10 (56)
5	4 (12)	First Downs Allowed	17	9 (61)
1.000	1 (1)	Red Zone Offense	1.000	1 (1)
.000	1 (1)	Red Zone Defense	1.000	6 (74)

INDIVIDUAL STATS

ARKANSAS					OKLAHOMA STATE						
Rushing	Att.	Yds.	Avg.	TD	Rushing	Att.	Yds.	Avg.	TD		
Ja'Quinden Jackson	8	101	12.6	2	Ollie Gordon II	27	104	3.9	2		
Taylen Green	6	88	14.7	2	Alan Bowman	2	8	4.0	0		
Tyrell Reed Jr.	5	28	5.6	1							
Braylen Russell	3	23	7.7	1	Passing	Comp.	Att.	Yds.	TD/INT		
Rodney Hill	4	15	3.8	1	Alan Bowman	25	34	267	3/0		
					Receiving	Rec.	Yds.	Avg.	TD		
Passing	Comp.	Att.	Yds.	TD/INT	Brennan Presley	7	35	5.0	1		
Taylen Green	16	23	229	2/0	De'Zhaun Stribling	6	83	13.8	0		
Malachi Singleton	8	10	120	0/0	Ollie Gordon II	4	42	10.5	1		
					Rashod Owens	3	81	27.0	1		
Receiving	Rec.	Yds.	Avg.	TD	Gavin Freeman	2	10	5.0	0		
Tyrone Broden	3	35	11.7	1	Sesi Vailahi	2	14	7.0	0		
Isaac TeSlaa	3	53	17.7	0	Punting	No.	Yds.	Avg.	Long		
Jordan Anthony	3	46	15.3	0	Hudson Kaak	4	219	54.8	73		
Luke Hasz	3	42	14.0	0	Punt Returns	No.	Yds.	Avg.	TD	Long	
					Gavin Freeman	1	2	2.0	0	2	
Punting	No.	Yds.	Avg.	Long	Kickoff Returns	No.	Yds.	Avg.	TD	Long	
N/A					Cale Cabbiness	1	13	13.0	0	13	
Punt Returns	No.	Yds.	Avg.	TD	Brennan Presley	1	25	25.0	0	25	
Isaiah Sategna	1	33	33.0	0	33	Gavin Freeman	1	17	17.0	0	17
Kickoff Returns	No.	Yds.	Avg.	TD	Long	Scoring	TD	FG	PAT	Points	
Isaiah Sategna	1	30	30.0	0	30	Ollie Gordon III	3	-	-	18	
Scoring	TD	FG	PAT	Total	Logan Ward	-	3-3	5-5	14		
Ja'Quinden Jackson	2	-	-	12	Tackles	UT-AT	TT	TFL	Other		
Taylen Green	2	-	-	12	Nico Davillier	2-3	5	0.5-1	-		
					Brad Spence	0-4	4	0.5-1	-		
					Stephen Dix Jr.	2-1	3	1.5-1	1.0 SK		
					Jaheim Singletary	1-1	2	-	1 PBU		
					Trey Rucker	9-6	15	-	-		
					Nick Martin	7-3	10	1.0-9	1.0 SK, 1 PBU		
					Collin Clay	1-2	3	-	-		
					Iman Oates	0-3	3	-	-		

Arkansas drops Oklahoma State



Clockwise from above: **Option right-** Quarterback Tom Jones steps into his pitch while eluding a Cowboy defender. **"Where's My Line"**- Eyeing a receiver, Tom Jones prepares to fire over the pass rush. **Peddling Porker-** Boosting spirit, the "Honda Hog" bikes around the stadium. **With Cox holding-** Senior Ish Ordonez makes his first attempt to win the Tulsa game. **Home-Grown-** Fayetteville product Jim Elliot smothers a Tulsa running back. **Future Hog-Caller-** Spirit comes in all sizes in Hog Heaven.

Arkansas entered its game with Oklahoma State not knowing what to expect. The Hogs had lost to Texas in the opening game of the season. In that game, the defense had "looked bad", but that was three weeks ago. In addition, this was the final game in a long, and for the Cowboys, bitter series. OSU would be trying to make up for all the past humiliations in a single game.

Both teams started slowly. Arkansas' only score of the first half was set up by Gary Anderson's 43-yard return of a 39-yard punt. After four plays had put the ball on the Cowboy 7-yard line, Thomas Brown swiveled his way around left end for a touchdown.

Oklahoma State came back to tie the score in the second quarter. Running back Ed Smith scored from one yard out to cap a 62-yard, 12 play drive.

In the second half, Thomas Brown ignited the Hogs by returning the opening kickoff 53 yards to the OSU 47-yard line. Eight plays later, Ish Ordonez kicked a 40-yard field goal to break the deadlock.


On their next possession, OSU head coach Jimmy Johnson, who played on Arkansas' national championship team of 1964, gambled. Facing fourth and one at their own 29-yard line, OSU went for the first down. Smith was hammered for no gain by Steve Douglas and Teddy Morris, and the Razorbacks took over there. Three plays netted a negative 4-yards but Ordonez converted the 50-yard field goal.

The next series proved even more costly for the Cowboys. They were again unable to move, and on third down, OSU quarterback John Doerner suffered a broken leg when he was sacked.

After a 14-yard punt return by Anderson and a 10-yard run by Brown, Tom Jones hit Bobby Duckworth with a 35-yard touchdown bomb. This time the extra point was good, and the score stood 26-7.

Brown closed out Arkansas' scoring 10 minutes left in the fourth quarter. Starting around left end, he cut back across the field and outraced everyone 28-yards to the goal line.

Former Hog, Houston Dale Nutt (who was roundly booed as he came on to the field as one of the Oklahoma State captains), led the Cowboys to two late scores, but they came when the game was already over. The game ended with the final score, Arkansas 33 and Oklahoma State 20.



IN DEPTH CHART: OFFENSE

WR



2 Andrew Armstrong ||| 6-4, 202, *R-Sr.

Led Arkansas in receiving yards (764), receptions (56) and receiving TDs (5) ... Transfer from D2 Texas A&M Commerce, played 2 seasons (20 games/13 starts) ... Jumped onto scene with 62 catches for 1,020 yards and 13 scores in 2022.

	REC	YDS	TD
2024	-	-	-
2023	56	764	5
2022 TAMC	62	1020	13
2021 TAMC	15	297	3
Totals	133	2081	21

82 Monte Harrison ||| 6-3, 230, Fr.

Former professional baseball player, who reached the major leagues with Miami and Los Angeles Angels during a 10-year career ... Turned 29-years-old in August ... Former 4-star recruit committed to play FB & BSB at NEB out of HS.

	REC	YDS	TD
2024	2	29	0
Totals	2	29	0

WR



6 Isaiah Sategna ||| 5-11, 185, R-So.

Jet Award Watch List ... Earned Freshman All-SEC honors from the league's coaches as a return specialist in 2023 ... Named 2021-22 Gatorade Arkansas Boys Track & Field Athlete of Year ... Pronounced suh-TANE-ya.

	REC	YDS	TD
2024	1	34	0
2023	15	129	2
2022	2	12	0
Totals	17	175	2

4 Isaac TeSlaa ||| 6-4, 217, *Sr.

Led team with 53 yards in opener ... Started all 12 games in his first season at Arkansas ... Transfer from D2 Hillsdale College in Michigan ... Named 2022 GMAC Offensive POY ... Pronounced teh-SLAW.

	REC	YDS	TD
2024	34	351	1
2023	68	1325	13
2021 HILL	45	698	6
2020 HILL	5	93	0
Totals	155	2520	21

LT



55 Fernando Carmona Jr. ||| 6-5, 322, R-Jr.

Transfer from San Jose State, where he started 24 straight games at left tackle for the Spartans before transferring ... Named honorable mention All-Mountain West in 2023 ... A former tight end in high school and son of a football coach.

	GP	GS
2024	1	1
2023 SJSU	12	12
2022 SJSU	12	12
Totals	25	25

76 E'Marion Harris ||| 6-7, 300, R-So.

Made first career start at LG vs. UAPB ... Saw action in 6 games during his second season on campus in 2023 after playing in 2 games as a true freshman in 2022 ... Son of former Razorback Elliott Harris ... Pronounced eh-MAR-e-yon.

	GP	GS
2024	1	1
2023	6	0
2022	2	0
Totals	9	1

LG



75 Patrick Kutas ||| 6-5, 313, Jr.

Started all 9 games he played in during 2023 season, starting at C and RT ... Played in 13 games as a true freshman ... 4-star recruit out of Christian Brothers HS in Memphis, Tenn. playing both offensive line and defensive line.

	GP	GS
2024	0	0
2023	9	9
2022	13	0
Totals	22	9

-OR- 76 E'Marion Harris ||| 6-7, 300, R-So.

Made first career start at LG vs. UAPB ... Saw action in 6 games during his second season on campus in 2023 after playing in 2 games as a true freshman in 2022 ... Son of former Razorback Elliott Harris ... Pronounced eh-MAR-e-yon.

	GP	GS
2024	1	1
2023	6	0
2022	2	0
Totals	9	1

C



63 Addison Nichols ||| 6-5, 329, R-So.

Made his first career start vs. UAPB ... Transfer from Tennessee, where he played in 14 games in two seasons ... Moved to center during spring practice after transferring ... Recruited by Coach Pittman when he was the OL coach at Georgia.

	GP	GS
2024	1	1
2023 UT	12	0
2022 UT	2	0
Totals	15	1

56 Amaury Wiggins ||| 6-3, 306, R-Jr.

Played in 2 games in his first year as a Hog ... Transfer from Coffeyville CC, where he played in four games last year at center ... Earned first-team honors in the Kansas Jayhawk Community College Conference ... Can also play guard.

	GP	GS
2024	1	0
2023	2	0
2022 COF	4	0
Totals	7	0

RG



72 Joshua Braun ||| 6-6, 338, R-Sr.

Earned 2nd team All-SEC from AP after starting all 12 games in his first year at Arkansas ... Transfer from Florida, where he played in 26 games ... Originally committed to play at UGA when Coach Pittman was OL coach ... Married to Azucena.

	GP	GS
2024	1	1
2023	12	12
2022 FLA	7	7
2020 FLA	11	0
Totals	39	20

53 Ty'Kieast Crawford ||| 6-5, 324, *Sr.

Played in 9 games with 4 starts during 2023 campaign ... Played 2020 season at Charlotte, playing in 6 games and starting 3 ... Originally committed to Arkansas out of high school.

	GP	GS
2024	1	2
2023	12	2
2021	12	2
2020	6	3
Totals	39	7

RT



54 Keyshawn Blackstock ||| 6-5, 319, R-Jr.

First career start vs. UAPB ... Transfer from Michigan St., where he played in 4 games before redshirting in 2023 ... Top-ranked junior college interior OL in the nation by 247Sports coming out of Coffeyville CC, where he played 2 seasons.

	GP	GS
2024	1	1
2023 MSU	4	0
2022 COF	3	0
2021 COF	0	0
Totals	8	1

78 Joe More ||| 6-5, 311, *R-Sr.

Transfer from Syracuse where he played one season after playing four at Richmond as a starting offensive lineman ... Missed majority of his season with the Orange with an injury.

	GP	GS
2024	1	0
2023 SYR	3	0
2022 RICH	12	12
2021 RICH	11	11
Totals	41	33

QB



10 Taylen Green ||| 6-6, 230, R-Jr.

Dazzled with 4 TDs in debut in first half ... Transfer from Boise State, where he started 22 games, played in 26 over 2 seasons ... Led Broncos to MWC title with win over UNLV in 2023, starting 12 games ... 3-star prospect out of Lewisville HS.

	C-A-I	YDS	TD
2024	16-23-0	229	2
2023 BSU	121-212-9	1752	11
2022 BSU	166-271-6	2042	14
Totals	303-506-15	4023	27

3 Malachi Singleton ||| 6-1, 225, R-Fr.

Saw first collegiate action vs. UAPB ... Redshirted in his first season at ARK in 2023 ... Earned back-up QB position at the end of spring practice ... 4-star recruit, ranked No. 242 in Top247 rankings out of North Cobb HS in Kennesaw, Ga.

	C-A-I	YDS	TD
2024	8-10-0	120	0
Totals	8-10-0	120	0

RB



22 Ja'Quinden Jackson ||| 6-2, 233, R-Sr.

Ran for 101 yards on 8 carries in first half of opener ... Transfer from Utah, where he played three seasons after transferring from Texas ... 4-star recruit and the No. 2 overall recruit in the state of Texas as a dual threat QB at Duncanville HS.

	ATT	YDS	TD
2024	101	101	2
2023 UU	161	797	4
2022 UU	78	531	9
2021 UU	6	30	1
Total	253	1459	16

20 Rodney Hill ||| 5-10, 186, R-So.

Played 2 seasons at Florida State before transferring to Florida A&M for 2024 spring ... Played in 12 games for Seminoles in 2023 ... 4-star prospect, rated No. 235 in ESPN300 out of Bulloch Academy.

	ATT	YDS	TD
2024	5	35	1
2023 FSU	50	190	1
2022 FSU	27	144	1
Total	81	349	3

TE



9 Luke Hasz ||| 6-3, 241, So.

Freshman season cut short by a broken collarbone during the fifth game of the season ... Named to The Athletic's Midseason Freshman All-America team ... 4-star prospect and No. 3 TE in the nation according to ESPN

	REC	YDS	TD
2024	3	42	0
2023	16	253	3
Totals	19	295	3

8 Ty Washington ||| 6-4, 249, R-So.

2023 season cut short by shoulder injury ... Career-best 7 catches for 90 yards, 2 TDs at OM 2023 ... Redshirted in 2023, playing in 5 games and catching 1 pass for 17 yards for a TD in Liberty Bowl win.

	REC	YDS	TD
2024	1	23	1
2023	11	170	2
2022	1	17	1
Totals	13	210	4

WR



5 Tyrone Broden ||| 6-7, 200, *R-Sr.

Started 4 games and played in all 12 during his first season at Arkansas ... Transfer from BGSU, where he played in 32 games (21 starts) over 4 seasons ... Detroit native was a 3-star prospect from W. Bloomfield HS.

	REC	YDS	TD
2024	35	35	1
2023	15	109	3
2022 BG	32	506	7
2021 BG	36	596	5
2020 BG	6	97	5
2019 BG	0	0	0
Totals	102	1343	17

11 Jordan Anthony ||| 5-10, 162, R-So.

Transfer from Texas A&M, where he played in 4 games in 2023 ... Redshirted in his first season at Kentucky in 2022 before earning First-Team All-America honors on the track finishing 2nd in the 60m at SEC and NCAA championships.

	REC	YDS	TD
2024	3	46	0
2023 TAMU	3	14	0
2022 UK	0	0	0
Totals	6	60	0

IN DEPTH CHART: DEFENSE

	U-A-T	TFL	SACK
2024	1-0-1	1.0	0.0
2022	22-22-44	13.5	6.5
2023	9-14-23	3.5	3.0
2021 LSU	0-0-0	0.0	0.0
Totals	32-36-68	18.0	9.5

40 Landon Jackson ||| 6-7, 280, Jr.

2nd team preseason All-American (Walter Camp), 1st team preseason All-SEC (coaches), 2nd team preseason All-SEC (media) ... Preseason watch list: Bronko Nagurski Trophy, Chuck Bednarik Award, Lombardi Award.



DE

	U-A-T	TFL	SACK
2024	0-1-1	0.0	0.0
2023	1-0-1	0.0	0.0
Totals	1-0-1	0.0	0.0

97 Quincy Rhodes Jr. ||| 6-6, 280, So.

Played in 9 games as a true freshman in 2023, mainly on special teams ... 4-star recruit out of North Little Rock HS in North Little Rock, Ark. ... Rated the No. 2 player in Arkansas.



DT

	U-A-T	TFL	SACK
2024	1-1-2	0.0	0.0
2023	7-25-32	1.5	0.5
2022	9-22-31	2.5	1.0
2021	0-1-1	0.0	0.0
Totals	17-49-66	4.0	1.5

5 Cam Ball ||| 6-5, 324, R-So.

Started 6 games and played in 11 during 2023 season ... Earned his first career start in 2022 Liberty Bowl ... Enjoys cooking in his spare time.



DT

	U-A-T	TFL	SACK
2024	1-1-2	1.0	0.0
2023	6-7-13	3.5	2.5
2022 LT	18-6-24	4.0	2.0
2023 LT	19-15-25	4.0	1.0
2020 LT	8-15-23	1.5	0.5
2019 LT	0-0-0	0.0	0.0
Totals	44-44-88	14.5	6.5

93 Keivie Rose ||| 6-3, 314, *R-Sr.

Appeared in all 12 games with 2 starts in his first season at Arkansas ... Played 4 seasons at Louisiana Tech, appearing in 35 games ... Did not participate in spring practices at Arkansas, arriving in the summer ... Pronounced KEE-vee.

	U-A-T	TFL	SACK
2024	1-1-2	1.5	0.0
2023	8-11-19	4.0	2.0
2021	7-20-27	4.0	2.0
2020	15-15-27	3.0	2.5
2019	1-3-4	0.0	0.0
Totals	37-58-95	15.0	7.5

50 Eric Gregory ||| 6-4, 320, *R-Sr.

One of 4 seniors on roster (Clark, J. Johnson, Both) to play their entire career at Arkansas ... Has played in every game each of last 3 years (38) ... Has played both DT and DE in his career.



DE

	U-A-T	TFL	SACK
2024	1-1-2	1.5	0.0
2023	0-2-2	0.0	0.0
Totals	1-3-4	1.5	0.0

95 Ian Geffrard ||| 6-5, 388, R-Fr.

Played in 4 games before redshirting in his first season at Arkansas ... 3-star prospect out of Whitefield Academy in Mableton, Ga. ... Pronounced JEFF-rard.

	U-A-T	TFL	SACK
2024	2-3-5	0.5	0.0
2023	4-7-11	3.5	1.0
2022	0-0-0	0.0	0.0
Totals	6-10-16	4.0	1.0

0 Nico Davillier ||| 6-4, 271, Jr.

Will also play Buck position ... Played in all 12 games in 2023, earning time on the defensive line and special teams ... 4-star prospect out of Maumelle HS in Maumelle, Ark. ... Pronounced dave-YAY.



DE

	U-A-T	TFL	SACK
2024	0-1-1	0.0	0.0
2023 UA	34-21-55	21.5	15.0
2022 UA	25-13-38	7.0	4.5
2019 SCS	24-16-40	7.5	5.5
Totals	83-51-134	36.0	25.0

-OR- 4 Anton Juncaj ||| 6-3, 272, *Sr.

FCS All-American at Albany in 2023 after recording 15 sacks and 21.5 tackles for loss ... Played in 15 games for team that made FCS semifinal in 2023 ... Named Preseason National Newcomer of the year by College Football News.



DE

	U-A-T	TFL	SACK
2024	0-4-4	0.5	0.0
2023	7-9-16	1.5	0.0
Totals	7-13-20	2.0	0.0

22 Brad Spence ||| 6-2, 238, So.

Played in 11 games with 1 start as a true freshman in 2023 ... Returned his first career interception for a touchdown in season-opener vs. Western Carolina ... 3-star prospect out of Klein Forest HS in Houston.



DE

	U-A-T	TFL	SACK
2024	2-1-3	1.5	1.0
2023 MU	31-36-67	7.0	2.0
2021 FSU	5-9-14	0.0	0.0
2020 FSU	18-27-45	3.5	0.0
Totals	56-73-129	12.0	3.0

14 Stephen Dix Jr. ||| 6-1, 234, R-Sr.

Transfer from Marshall, where he played in 13 games last season with 67 tackles ... Played 2 seasons at Florida State, earning Freshman All-America status in 2020 ... Missed 2021 season with injury ... 4-star prospect out of high school.



DE

	U-A-T	TFL	SACK
2024	1-1-2	1.0	0.0
2023 UGA	15-4-19	1.5	1.0
2022 UGA	3-0-3	0.0	0.0
2021 UGA	1-2	1.0	0.0
Totals	20-6-26	3.5	2.0

10 Xavian Sorey Jr. ||| 6-3, 225, R-Jr.

Played 3 seasons at Georgia, where he played in 27 games with 2 starts ... Earned 2 starts in 11 games during 2023 seasons ... 5-star prospect out of IMG Academy ... Ranked No. 1 OLB and No. 6 prospect in Florida, No. 20 overall nationally.



DE

	U-A-T	TFL	SACK
2024	1-1-2	0.5	0.0
2023 USU	28-46-85	8.0	0.0
2021 ASU	23-35-38	1.0	0.0
2020 ASU	19-10-30	0.0	1.0
2019 ASU	18-7-23	3.0	0.0
Totals	98-79-177	12.5	2.0

25 Anthony Switzer ||| 6-0, 220, *R-Sr. -OR- 7 Bradley Shaw ||| 6-1, 235, Fr.

Switzer is a transfer from Utah State, also played at Arkansas State and is a Marion, Ark. native ... Shaw was a 4-star prospect out of Hoover HS where he was the No. 101 player in the Top247 rankings.



DE

	U-A-T	TFL	SACK
2024	0-0-0	0.0	0
2023 USA	21-15-36	2.5	3
2022 USA	15-13-28	0.0	0
Totals	36-28-64	2.5	3

13 Marquise Robinson ||| 6-1, 192, Sr.

Transfer from South Alabama, where he played 2 seasons after playing at Southwest Mississippi CC for 1 season ... Started all 13 games for the Jaguars in 2023 with 22 in 2 years ... Top 10 junior college CB after 2021 season.




DE

	U-A-T	TFL	SACK
2024	0-0-0	0.0	0
2023	8-2-10	0.0	0
2022 TCU	19-14	0.0	0
2020 TCU	5-0-5	0.0	1
2019 TCU	4-3-9	1.5	0
2019 TCU	14-4-18	0.0	0
Totals	46-10-56	1.5	1

-OR- 15 Jaheim Singletary ||| 6-2, 187, R-So. -OR- 1 Kee'y'on Stewart ||| 6-0, 184, *R-Sr.

Singletary played in 10 games with 4 starts in his first season at Arkansas in 2023 ... Former 5-star recruit out of Riverside HS in Jacksonville, Fla. ... Stewart started 2 games and played in 10 overall in his first season at Arkansas in 2023.



DE

	U-A-T	TFL	INT
2024	0-0-0	0.0	0
2023	24-19-43	2.5	1
2022	18-17-35	2.5	0
2021	9-13-22	1.0	0
2020	32-15-47	4.0	3
Totals	98-81-179	8.5	5

17 Hudson Clark ||| 6-2, 191, R-Sr.

1st Team Academic All-American in 2023 ... 1st Team All-SEC honors (USA Today) in 2022 with career marks in games (13), starts (10) and tackles (67) ... Both parents are U of A grads.



DE

	U-A-T	TFL	INT
2024	2-0-2	0.0	0
2023	9-6-15	0.0	0
Totals	11-6-17	0.0	0

-OR- 18 TJ Metcalf ||| 6-1, 200, Fr.

First career start vs. UAPB ... Older brother of defensive back Tevis Metcalf ... Cousin of Seattle Seahawks WR DK Metcalf ... 4-star recruit out of Pinson Valley HS (Alabama).



DE

	U-A-T	TFL	INT
2024	1-1-2	0.0	0
2023	24-27-51	1.5	1
2022	18-17-35	2.5	0
2021	9-15-24	2.0	0
Totals	52-60-112	6.0	1

8 Jayden Johnson ||| 6-2, 206, Jr.

Made 7 starts and played in 12 games as a sophomore in 2022, making a career-best 35 stops ... Three-star prospect out of Cedartown, Ga. ... Played QB, WR, RB, CB and safety in high school.



DE

	U-A-T	TFL	INT
2024	0-0-0	0.0	0
2023 JSU	28-35-63	6.0	1
2022 JSU	10-10-20	2.0	0
Totals	38-45-83	8.0	1

30 Larry Worth ||| 6-4, 224, Jr.


Transfer from Jacksonville State, where he played in 22 games over 2 seasons ... Earned 5 starts in 12 games in 2023 finishing 5th on the team with 63 tackles ... 41-inch vertical ... 3-star prospect began career as a walk-on at JSU.



DE

	U-A-T	TFL	INT
2024	0-0-0	0.0	0
2023	11-9-20	0.0	1
Totals	11-9-20	0.0	1

First career INT vs. AUB ... Scored first TD with fumble return at FLA ... Highest rated recruit in ARK class according to 247Sports ... No. 141 in Top247 rankings and No. 217 in ESPN 300, No. 8 CB nationally and No. 9 player in Texas.



DE

	U-A-T	TFL	INT
2024	0-0-0	0.0	0
Totals	0-0-0	0.0	0

2 Selman Bridges ||| 6-2, 175, Fr.

4-star prospect out of Lake Belton HS in Temple, Texas ... No. 100 overall prospect in Top247 rankings ... No. 5 CB and No. 7 overall prospect in Texas according to ESPN.

	U-A-T	TFL	INT
2024	1-1-2	0.0	0
2023 UT	26-6-32	1.0	1
2022 UT	24-7-31	0.5	1
2021 UT	12-4-6	3.0	0
2020 UT	4-4-8	0.0	0
Totals	67-22-89	3.0	3

3 Doneiko Slaughter ||| 6-0, 190, *Sr.

Played 4 seasons at Tennessee, appearing in 43 games with 15 starts ... Started 7 games in 2023 with a career-best 32 tackles ... 3-star prospect out of Roswell HS in Roswell, Ga.

	U-A-T	TFL	INT
2024	0-0-0	0.0	0
Totals	0-0-0	0.0	0

24 Tevis Metcalf ||| 5-10, 192, Fr.

Younger brother of defensive back TJ Metcalf ... Cousin of Seattle Seahawks WR DK Metcalf ... 3-star recruit from Clay-Chalkville HS in Clay, Ala. ... Rated No. 61 CB in the nation by ESPN.

RAZORBACK TRENDS

	2024	Streak	Pittman
Overall	1-0	W1	24-25
At Home	1-0	W1	16-11
On the Road	0-0	W1	5-12
Neutral	0-0	L1	3-2
August	1-0	W3	1-0
September	0-0	L3	9-5
October	0-0	L3	5-10
November	0-0	L1	7-8
December/January	0-0	W2	2-2
vs. SEC	0-0	L2	11-23
vs. Non-Conference	1-0	W2	13-2
vs. Ranked Opponents	0-0	L4	5-17

Record in Games...

Decided by 7 pts or less	0-0	W1	5-14
Decided by 3 pts or less	0-0	W1	4-10
During the day	0-0	L2	16-18
At night	1-0	W2	8-7

Record When Scoring...

Less than 21 points	0-0	L7	2-10
21+ points	1-0	W3	22-15
30+ points	1-0	W3	16-7
40+ points	1-0	W9	11-2
50+ points	1-0	W4	4-1
60+ points	1-0	W1	1-0
70+ points	1-0	W1	1-0

Record When Allowing...

Less than 14 points	1-0	W1	9-2
Less than 21 points	1-0	W4	13-1
21+ points	0-0	L2	11-23

Record When...

Scoring first	1-0	W3	19-11
Opponents score first	0-0	L2	5-14
Leading after the 1Q	1-0	W1	17-7
Trailing after the 1Q	0-0	L1	4-16
Tied after the 1Q	0-0	W1	3-2
Leading at halftime	1-0	W2	18-6
Trailing at halftime	0-0	L10	5-19
Tied at halftime	0-0	W1	1-0
Leading after the 3Q	1-0	W18	21-2
Trailing after the 3Q	0-0	L2	2-21
Tied after the 3Q	0-0	L2	1-2
In overtime games	0-0	W3	3-0

Record With...

Less than 400 yards total offense	0-0	L6	7-12
400+ yards total offense	1-0	W3	17-13
500+ yards total offense	1-0	W8	9-2
600+ yards total offense	1-0	W3	4-1
Less than 100 yards rushing	0-0	L4	1-5
100+ yards rushing	1-0	W1	23-20
200+ yards rushing	1-0	W7	16-7
300+ yards rushing	0-0	W4	5-1
Less than 200 yards passing	0-0	L1	9-10
200+ yards passing	1-0	W2	15-15
300+ yards passing	1-0	W3	4-4
400+ yards passing	1-0	W1	1-0
A 300-yard passer	0-0	W2	3-4
A 100-yard rusher	1-0	W7	13-7

Record When Allowing...

Less than 200 total yards	1-0	W7	1-0
200+ total yards	0-0	L1	23-25
300+ total yards	0-0	L1	16-22
400+ total yards	0-0	L4	10-16
Less than 100 rush yards	1-0	W2	10-2
100+ rush yards	0-0	L2	14-23
200+ rush yards	0-0	L4	3-11
Less than 200 pass yards	1-0	W1	9-8
200+ pass yards	0-0	W2	15-17
300+ pass yards	0-0	L1	7-5
400+ pass yards	0-0	W1	2-2
A 300-yard passer	0-0	L1	7-5
A 100-yard rusher	0-0	L3	4-11

Record When Having...

No turnovers	1-0	W2	11-5
Less than 3 turnovers	1-0	W2	23-22
3 or more turnovers	0-0	L1	1-3
No takeaways	1-0	W1	4-11
Less than 3 takeaways	1-0	W1	15-24
3 or more takeaways	0-0	L1	9-1
Win turnover battle	0-0	W1	15-1
Lost turnover battle	0-0	L1	3-12
Turnovers even	1-0	W1	6-12
More than 30:00 TOP	1-0	W2	10-9
Less than 30:00 TOP	0-0	L2	14-16

RAZORBACK NOTEBOOK

THE HEAD HOG

- Fifth-year head coach **Sam Pittman** leads Arkansas in the 2024 campaign as the Razorbacks seek bowl eligibility for the fourth time in five seasons and a bowl appearance for the third time in the last four seasons.
- Pittman led the Razorbacks to at least seven wins in consecutive seasons in 2021-22, as well as bowl eligibility in three consecutive seasons from 2020-22.
- Pittman is the fourth Arkansas head coach in history to lead the Razorbacks to bowl eligibility in each of their first three seasons on the job, joining Lou Holtz (1977-79), Ken Hatfield (1984-86) and Houston Nutt (1998-2000).
- Saturday's showdown in Stillwater against Oklahoma State is Pittman's 50th game as head coach at Arkansas. Of those 50 games, 41 have come against an opponent from the SEC, a Power 5 foe and/or an opponent ranked in the AP Top 25 poll.
- Seven of the Razorbacks' 12 opponents in the 2024 season appeared in the AP preseason Top 25 poll. Arkansas has beat five ranked FBS teams under Pittman. Since his first season at the helm, 32 of Arkansas' 45 FBS foes have either been ranked or received votes in the national polls.



Sam Pittman is the fourth Arkansas head coach in history to lead the Razorbacks to bowl eligibility in each of their first three seasons, joining Lou Holtz, Ken Hatfield and Houston Nutt.

NEW HOGS ON THE HILL

- The 2024 Razorback roster features 55 newcomers. Arkansas' 55 newcomers are tied for most among all SEC teams.

Rank	SEC Team	Newcomers
1.	Arkansas	55
	Florida	55
3.	Mississippi State	53
4.	Kentucky	50
	Auburn	50
	South Carolina	50

- The Razorbacks' coaching staff features three new assistant coaches on the offensive side: **offensive coordinator Bobby Petrino**, **wide receivers coach Ronnie Fouch** and **offensive line coach Eric Mateos**.

- Petrino served as head coach at Arkansas from 2008-11, going 34-17 in those four seasons, including 21 wins over the final two years and trips to the Sugar Bowl and Cotton Bowl. He was the offensive coordinator at Texas A&M last season.
- Mateos returns to The Hill after working under now head coach **Sam Pittman** when he was the Razorbacks' offensive line coach from 2013-15. Mateos spent the last three seasons at Baylor as the Bears' offensive line coach.

GET TO KNOW QB1

- **QB Taylen Green**, the Boise State transfer, helms the Arkansas offense in the 2024 campaign.
- In his Razorback debut against UAPB (Aug. 29), Green accounted for four touchdowns (two passing, two rushing) to become just the third Arkansas signal-caller since 1997 to pass and rush for multiple touchdowns in a single game.
- Prior to Arkansas, Green played in 13 games with 12 starts for Boise State as a redshirt sophomore in 2023, completing 121-of-212 passes (57.1%) for 1,752 yards and 11 touchdowns.
- Green had two multi-passing touchdown games, doing so at Utah State (Nov. 18, 2023) and at UNLV (Dec. 2, 2023) in the Mountain West Conference Football Championship Game.
- A dual-threat quarterback, the Lewisville, Texas, native also rushed for 436 yards and nine scores on 78 carries (5.6 ypc).
- Green recorded two multi-rushing touchdown games, rushing for a pair of scores against San Jose State (Oct. 7, 2023) as well as at UNLV (Dec. 2, 2023).
- As a redshirt freshman in 2022, Green was named the Mountain West Conference Freshman of the Year and a Freshman All-American by College Football News after playing in 13 games with 10 starts and completing 166-of-271 (61.3%) passes for 2,042 passing yards and 14 touchdowns.
- Green also rushed for 10 touchdowns on the year, finishing as one of only nine FBS quarterbacks and the only freshman with at least 10 passing and 10 rushing touchdowns in 2022.



Taylen Green, a Boise State transfer, was the Mountain West Conference Freshman Player of the Year in 2022.

RAZORBACK NOTEBOOK

RUNNIN' RAZORBACKS

- **RB Ja'Quinden Jackson**, a transfer from Utah, is poised to be a difference-maker on the Arkansas offense this season.
- Last season, Jackson played in 12 games with 11 starts for Utah, logging a team-high 161 carries for 797 yards (5.0 ypc) and a team-leading four touchdowns to go along with nine catches for 53 yards. He led the Utes in 100-yard rushing games (3).
- The Dallas, Texas, native put up a career-best 129 yards on 19 carries at Baylor (Sept. 9, 2023) and recorded a career-high 26 carries while notching his second 100-yard game of the season with 117 yards at No. 18 USC (Oct. 21, 2023).
- Jackson logged his third 100-yard game of the season vs. Arizona State (Nov. 4, 2023), rushing for 111 yards and a touchdown on 13 carries. He scored a season-high two rushing touchdowns against #5 Washington (Nov. 11, 2023).
- **RB Rashod Dubinion** is the Hogs' top returning running back. The Ellenwood, Ga., native played in 10 games with a pair of starts, rushing for 260 yards on 82 carries (3.2 ypc) with one touchdown to go with 14 catches for 85 yards and a touchdown.
- Dubinion's best game on the ground last year came at LSU (Sept. 23, 2023), rushing a season-high 15 times for a season-best 78 yards. His lone 100-yard rushing effort came during his true freshman campaign in 2022, running for 112 yards and two touchdowns on 20 carries in the Razorbacks' AutoZone Liberty Bowl victory over Kansas (Dec. 28, 2022).
- A pair of newcomers in transfer **RB Rodney Hill** and true freshman **RB Braylen Russell** round out the Razorbacks' running backs room. Hill comes to Arkansas from Florida State, where he ran for 190 yards and one touchdown on 50 carries while playing in 12 games. He also added five catches for 83 yards and a pair of kickoff returns for 42 yards
- Russell, a Benton, Ark., native, was a four-star prospect coming out of high school. Rated the No. 16 running back nationally and the No. 3 overall prospect in Arkansas by ESPN, he ran the ball 167 times for 1,359 yards (8.0 ypc) and 20 touchdowns to go along with 18 receptions for 351 receiving yards and five scores during his stellar senior season in 2023.



Ja'Quinden Jackson, a Utah transfer, rushed for 797 yards and four touchdowns on 161 carries (5.0 ypc) last season.

YOU THROW IT, THEY CATCH IT

- Entering the 2024 campaign, the Razorback offense returns 93.8% of the team's receiving yards (2,111), 89.4% of the team's receptions (185) and all but one of the team's receiving touchdowns (21 - 95.5%) from last season.
- Seven of the Hogs' top eight pass catchers from last season all return for 2024 led by **WR Andrew Armstrong**, who paced the Razorback receiving corps in receptions (56), receiving yards (764) and touchdowns (5).
- Joining Armstrong among last season's top eight are **WR Isaac TeSlaa** (34 receptions for 351 yards and two touchdowns), **TE Luke Hasz** (16 receptions for 253 yards and three), **WR Tyrone Broden** (15 receptions for 109 yards and three touchdowns), **WR Isaiah Sategna** (15 receptions for 129 yards and two touchdowns), **RB Rashod Dubinion** (14 receptions for 85 yards and one touchdown) and **TE Ty Washington** (11 receptions for 170 yards and two touchdowns).
- Armstrong has burst onto the scene since transferring from Texas A&M Commerce prior to the 2023 season. Now entering his second year as a Razorback, Armstrong led Arkansas in receptions (56), receiving yards (764), receiving yards per game (63.7) and receiving touchdowns (5) in his debut season as a Hog. A native of Dallas, Texas, Armstrong started all 12 games in 2023 and caught at least two passes in every game, including a career-best nine for 98 yards against BYU (Sept. 16, 2023). He also logged 103 yards on three catches in the Razorbacks' first ever win at Florida (Nov. 4, 2023) and hauled in a pair of touchdowns in the victory against Kent State (Sept. 9, 2023) early in the season.
- As a senior in 2023, TeSlaa started all 12 games in his first season at Arkansas, catching 34 passes for 351 yards and two touchdowns. A transfer from Hillsdale College, TeSlaa led the team with eight contested catches according to Pro Football Focus and finished second on the squad in receptions and yards. He caught at least one pass in all 12 games of the 2023 season.
- Hasz was having a breakout season before his stellar freshman campaign was cut short in the fifth game of the season with a broken collarbone vs. Texas A&M (Sept. 30, 2023). Named to The Athletic's Midseason Freshman All-America Team, Hasz caught 16 passes for 253 yards and three touchdowns over five games. He broke out at LSU (Sept. 23, 2023) with a season-best six catches for 116 yards and two touchdowns to earn John Mackey Tight End of the Week honors before suffering his season-ending injury against Texas A&M.
- Broden, meanwhile, played in all 12 games with four starts in his first year at Arkansas after transferring from Bowling Green. Broden caught 15 passes for 109 yards and three touchdowns while also serving as a key member on the Razorback special teams. Most notably, Broden snagged the game-winning touchdown in Arkansas' first-ever win at Florida (Nov. 4, 2023).
- The trio of Armstrong, TeSlaa and Broden (listed below in order of career receptions) has combined for 380 receptions, 5,944 receiving yards and 58 touchdowns over 117 career games.

Rank	Player	Receptions	Receiving Yards	Receiving Touchdowns
1.	WR Isaac TeSlaa	155	2,520	21
2.	WR Andrew Armstrong	133	2,081	21
3.	WR Tyrone Broden	92	1,343	16

- Two Razorback receivers - Armstrong and TeSlaa - boast impressive streaks of consecutive games with at least one reception. Armstrong owns a 28-game reception streak dating back to Oct. 16, 2021, while at Texas A&M-Commerce, while TeSlaa has caught at least one pass in 26 consecutive games dating back to Nov. 13, 2021, while at Hillsdale College.

Player	School	Consecutive Games w/ Reception
RB Jo'Quavious Marks	Southern Cal	46
WR LaJohntay Wester	Colorado	38
WR Kyle Williams	Washington State	38
TE Brant Kuithe	Utah	33
WR Jaylin Noel	Iowa State	33
WR Brennan Presley	Oklahoma State	31
WR Andrew Armstrong	Arkansas	28
WR Derwin Burgess Jr.	Georgia Southern	28
WR JP Richardson	TCU	28
WR Elijah Badger	Florida	27
WR Barion Brown	Kentucky	27
TE Corey Dyches	Cal	27
WR Jordan Moore	Duke	27
WR Raylen Sharpe	Fresno State	27
WR Donavon Greene	Wake Forest	26
WR Kaedin Robinson	App State	26
WR Elijah Sarratt	Indiana	26
WR Isaac TeSlaa	Arkansas	26



Isaac TeSlaa has caught at least one pass in 26 consecutive games dating back to his 2021 campaign at Hillsdale College.

RAZORBACKS IN THE NFL

#PR HOGS



As of Sept. 1, 2024

Name	Pos.	NFL Team
Hjalte Froholdt	OL	Arizona Cardinals
Feleipe Franks ^	TE	Carolina Panthers
Drew Sanders *	LB	Denver Broncos
Jake Bates	K	Detroit Lions
Frank Ragnow	OL	Detroit Lions
Dan Skipper	OL	Detroit Lions
McTelvin Agim ^	DL	Indianapolis Colts
Montaric Brown	DB	Jacksonville Jaguars
Jeremiah Ledbetter	DL	Jacksonville Jaguars
Cam Little	K	Jacksonville Jaguars
Kamren Curl	DB	Los Angeles Rams
Beaux Limmer	OL	Los Angeles Rams
Dalton Wagner ^	OL	Las Vegas Raiders
Dwight McGlothern	DB	Minnesota Vikings
Hunter Henry	TE	New England Patriots
Matt Landers ^	WR	New England Patriots
Armon Watts *	DL	New England Patriots
Deatrich Wise Jr.	DL	New England Patriots
John Ridgeway	DL	New Orleans Saints
Brandon Allen	QB	San Francisco 49ers
Dre Greenlaw *	LB	San Francisco 49ers
Antonio Grier Jr. ^	LB	Tampa Bay Buccaneers
Treyton Burks	WR	Tennessee Titans

* Reserve/Injured // ^ Practice Squad



THE HOG POD

Check out the Hog Pod for great stories and insight about Razorback football, including episodes with AD Hunter Yurachek, head coach Sam Pittman, defensive coordinator Travis Williams, co-defensive coordinator Marcus Woodson, QB KJ Jefferson, RB Raheim Sanders and more. Find The Hog Pod anywhere you get your podcasts, or visit ArkansasRazorbacks.com/TheHogPod.

RAZORBACK NOTEBOOK

LUKE HASZ HANDS

- TE **Luke Hasz** emerged as a important piece of Arkansas' offense before a season-ending injury against Texas A&M (Sept. 30, 2023) derailed his promising freshman campaign.
- Named to The Athletic's Midseason Freshman All-America Team, Hasz, a native of Bixby, Okla., caught 16 passes for 253 yards and three touchdowns over his first five games before suffering a broken collarbone against Texas A&M.
- Through the Razorbacks' first five games of last season, Hasz ranked second on the team in receptions (16), receiving yards (253), receiving yards per game (50.6) and receiving touchdowns (3). At the time of his injury, Hasz also ranked second on the Razorbacks in yards per catch (15.8).
- At the time of his injury, Hasz ranked first among all freshmen tight ends in receiving yards and ranked seventh among all FBS tight ends in receiving yards. He ranked second among all SEC tight ends in receiving yards behind only Georgia TE Brock Bowers (413 yards) and ranked second among all SEC freshmen in receiving yards behind only Vanderbilt WR London Humphreys (299 yards).
- Hasz recorded his first career touchdown on a 19-yard reception against BYU (Sept. 16, 2023), finishing the game with four catches for 78 yards.
- Hasz broke out at LSU (Sept. 23, 2023), catching a team-leading six passes for a team-high 116 yards and two touchdowns to earn John Mackey Tight End of the Week honors and become the first Arkansas freshman with multiple receiving touchdowns in a game since TE Hunter Henry at LSU in 2013. Hasz was also the first Razorback freshman to log 100 or more receiving yards with two or more touchdowns in a game since RB Jonathan Williams did so against Kentucky in 2012.



Luke Hasz was the first Arkansas freshman since 2012 to log 100-plus receiving yards with multiple touchdowns in a game.

ON THE OFFENSIVE LINE

- The Razorbacks' offensive line has undergone a changing of the guard this offseason with the addition of three transfer linemen to a room with three returning Hogs that started at least four games last season.
- Led by first-year **offensive line coach Eric Mateos**, transfers **OL Keyshawn Blackstock** (Michigan State), **OL Fernando Carmona** (San Jose State) and **OL Addison Nichols** (Tennessee) join a offensive line unit that returns **OL Joshua Braun** (12 starts in 2023), **OL Patrick Kutas** (nine starts in 2023) and **OL Ty'Kieast Crawford** (four starts in 2023).
- Braun earned All-SEC honors from the Associated Press after starting all 12 games in his first year at Arkansas. The Florida transfer started the season opener at left guard and the remaining 11 games at right guard. Braun's career-high 790 offensive snaps ranked second on the team according to Pro Football Focus, grading out at 70.7 according to PFF with a team-high 79.3 grade in pass blocking. He allowed only two sacks over 394 snaps with just three penalties all season.
- Kutas started all nine games he played in, making eight starts at right tackle and one start at center, before an injury ended his sophomore season. Kutas, who totaled 552 offensive snaps and another 81 snaps on special teams according to Pro Football Focus, allowed five sacks over 301 pass plays.
- Crawford played in nine games, starting the season opener at right guard and the final three games at right tackle. He allowed two sacks over 146 pass plays according to Pro Football Focus, committing only one penalty all season.
- Blackstock started the first four games of last season at Michigan State before entering the transfer portal. Prior to Michigan State, Blackstock attended Coffeyville Community College where he was ranked the top junior college interior offensive lineman in the nation by 247Sports, Rivals, ESPN and On3. He was rated one of the best overall junior college prospects in the nation by Rivals (No. 3) and 247Sports (No. 7).
- Carmona started 24 straight games for San Jose State before transferring to Arkansas. As a redshirt sophomore in 2023, he finished the season with an overall grade of 81.5 per Pro Football Focus and earned Honorable Mention All-Mountain West Conference praise after starting all 12 regular-season games on the offensive line and guiding San Jose State to a co-regular season Mountain West Championship.
- Carmona was named the SEC Offensive Lineman of the Week following the Hogs' 70-0 win over UAPB (Aug. 29) after helping pave the way for 687 yards of offense, third-most in school history, and eight rushing touchdowns.



Fernando Carmona, a San Jose State transfer, was named the SEC Offensive Lineman of the Week after his Hog debut.

RAZORBACK NOTEBOOK

KNOW THE NAME: LONDON JACKSON

- **DL Landon Jackson** enters the 2024 campaign as one of the nation's most dominant pass rushers after leading the Razorbacks in tackles for loss (13.5) and sacks (6.5) last season.
- Named a preseason All-American by the Walter Camp Football Foundation and a preseason All-SEC selection by numerous outlets, Jackson tallied 44 total tackles, including 13.5 tackles for loss, with 6.5 sacks and one pass breakup during his breakout junior campaign for the Razorbacks. A native of Texarkana, Texas, Jackson became the first Arkansas defensive lineman since DL Jake Bequette in 2011 to earn first-team All-SEC recognition after leading the Razorbacks.
- Jackson had a breakout performance at Alabama (Oct. 14, 2023) last year, logging a career-high in tackles (11), tackles for loss (3.5) and sacks (3.5) to claim SEC Defensive Lineman of the Week and Bednarik Award Player of the Week honors.
- Jackson's 3.5 sacks were the most by an SEC player in a game last season and fifth-most in a single game nationally.
- In addition to his preseason All-America and All-SEC nods, the Razorback edge rusher has garnered a plethora of preseason honors ahead of the 2024 season, including three national award watch list selections: Bronko Nagurski Trophy Watch List, Chuck Bednarik Award Watch List and Lombardi Award Watch List.



Landon Jackson, one of the nation's top pass rushers, led the Razorbacks in tackles for loss (13.5) and sacks (6.5) last season.

ON THE DEFENSIVE LINE

- In addition to **DL Landon Jackson**, the Razorback defensive line features a veteran group of returners in **DL Cameron Ball**, **DL Nico Davillier**, **DL Eric Gregory** and **DL Keivie Rose**, as well as an experienced transfer in **DL Anton Juncaj**.
- Ball played in 11 games with six starts, including each of the final four games of the season, as a redshirt sophomore in 2023. The Atlanta, Ga., native had a career-best 32 tackles to go with 1.5 tackles for loss, a half sack and a forced fumble.
- Davillier saw action in all 12 games as a sophomore in 2023, earning time on the defensive line and special teams. The Maumelle, Ark., product recorded career-highs with 11 tackles with 3.5 tackles for loss and one sack.
- Gregory started all 12 games as a redshirt senior in 2023 and enters his sixth and final season as a Razorback with 32 career starts to his name. The Memphis, Tenn., native recorded 16 tackles with 2.5 tackles for loss and a sack last year.
- Rose saw action in all 12 games with a pair of starts in his first season as a Razorback after transferring from Louisiana Tech. The Henderson, Texas, product logged 15 tackles with 3.5 tackles for loss and 2.5 sacks in 2023.
- Juncaj, meanwhile, is new to Arkansas' defensive line unit. The transfer from FCS powerhouse Albany played in all 15 games for a team that won the Coastal Athletic Association title and made it to the FCS semifinals. Juncaj earned first-team All-America honors from the Associated Press after leading all of FCS with 15 sacks and finishing third with 21.5 tackles for loss as part of his season-total 55 tackles (34 solo) to go with 12 quarterback hurries, five forced fumbles and three pass breakups. The Port Jervis, N.Y., native had at least one sack in 10 of 15 games and had multiple sacks in three games last season.
- Juncaj enters the 2024 season, his first at Arkansas, with numerous preseason accolades from College Football Network, including National Preseason Newcomer of the Year, National Preseason Transfer of the Year, Preseason SEC Defensive Newcomer of the Year, Preseason SEC Defensive Transfer of the Year and Honorable Mention Preseason All-SEC.

FRESH FACES IN THE LINEBACKER ROOM

- The Razorbacks' linebacker room, led by **defensive coordinator Travis Williams**, is full of fresh faces with only three experienced upperclassmen in transfers **LB Stephen Dix Jr.**, **LB Xavian Sorey Jr.** and **LB Larry Worth III**.
- Dix Jr., a transfer from Marshall, played in all 13 games in his lone season with The Herd in 2023, making 67 tackles to finish third on the team. The Orlando, Fla., native, who began his collegiate career at Florida State (2020-22), also logged seven tackles for loss, two sacks and one fumble recovery. Dix Jr. spent his first three collegiate seasons at FSU, where he earned Freshman All-America honors from Rivals in 2020 after playing in all nine games, including starting the final five games, and recording 45 tackles, including 3.5 for loss and one quarterback hurry. Dix Jr. played in all 12 games as a sophomore in 2021, making 14 tackles with one pass breakup, before taking a redshirt as a junior in 2022 due to an injury.
- Sorey Jr. spent three seasons at Georgia (2021-23) before transferring to Arkansas. A redshirt sophomore in 2023, the Campbellton, Fla., product played in 11 games with two starts and finished the year with 19 total tackles (15 solo) and 1.5 tackles for loss, including 1.0 sack. Sorey Jr., who also recorded one pass breakup and five quarterback pressures on the year, started at linebacker and racked up five solo tackles in the SEC Championship game against Alabama (Dec. 2, 2023).
- Worth III arrives at Arkansas after beginning his career at Jacksonville State (2022-23), where he finished fifth on the team in total tackles with 63 and second on the team with four sacks after playing in all 13 games, including four starts at nickelback, as a sophomore in 2023. The Jacksonville, Fla., native recorded multiple tackles in 12 of 13 games last year. As a true freshman in 2022, Worth III saw action in nine games and made 20 tackles with a pair of tackles for loss on the year.
- Returnees **LB Alex Sanford** and **LB Brad Spence** each played in 11 games as true freshmen last season. Sanford logged 135 snaps on special teams according to Pro Football Focus, seeing action on kickoff, kickoff return, punt and punt return teams. Spence, meanwhile, played in 11 games with one start as a true freshman, making 16 tackles with 1.5 tackles for loss, one fumble recovery and one interception on the year. The Houston, Texas, native picked off a pass in his collegiate debut against Western Carolina (Sept. 2, 2023), returning it 85 yards for a touchdown - the first of a nation-leading four pick sixes for the team on the season. Spence earned his first career start against Kent State (Sept. 9, 2023). Fellow returnee and redshirt freshman **LB Carson Dean** played in the Razorbacks' season-opening win against Western Carolina (Sept. 2, 2023).
- True freshmen **LB Bradley Shaw** and **LB Wyatt Simmons** join the mix after completing heralded high school careers. Shaw, a four-star prospect according to 247Sports, Rivals and On3, was the No. 101 overall prospect in Top247 rankings and the No. 187 overall prospect in ESPN 300 rankings. Shaw, rated the No. 8 linebacker in the country and No. 9 overall prospect in Alabama by 247Sports, was selected to play in the 2024 All-American Bowl.
- Simmons, meanwhile, is the son of Paul Simmons, the head coach of defending NCAA Division II national champions Harding in Searcy, Ark. A consensus three-star prospect according to 247Sports, Rivals, ESPN and On3, Simmons was the No. 13 inside linebacker nationally and No. 5 overall prospect in Arkansas by ESPN.



Stephen Dix Jr., a Marshall transfer, had three tackles, including 1.5 tackles for loss and a sack, in his Hog debut against UAPB.

ACTIVE CAREER LEADERS

TACKLES

Rank	Player, Position, Class	Tackles
1.	Hudson Clark, DB, *R-Sr.	187
2.	^Anthony Switzer, DB, *R-Sr.	177
3.	^Stephen Dix Jr., LB, R-Sr.	129
4.	Jayden Johnson, DB, Sr.	123
5.	Eric Gregory, DL, *R-Sr.	95

TACKLES FOR LOSS

Rank	Player, Position, Class	TFL
1.	^Anton Juncaj, DL, *Sr.	28.5
2.	Landon Jackson, DL, Sr.	18.0
3.	Eric Gregory, DL, *R-Sr.	15.0
4.	Keivie Rose, DL, *R-Sr.	14.0
5.	^Anthony Switzer, DB, *R-Sr.	12.5

SACKS

Rank	Player, Position, Class	Sacks
1.	^Anton Juncaj, DL, *Sr.	19.5
2.	Landon Jackson, DL, Sr.	9.5
3.	Eric Gregory, DL, *R-Sr.	7.5
4.	Keivie Rose, DL, *R-Sr.	6.0
5.	^Stephen Dix Jr., LB, R-Sr.	3.0
	^Anthony Switzer, DB, *R-Sr.	3.0
	^Doneiko Slaughter, DB, *Sr.	3.0

INTERCEPTIONS

Rank	Player, Position, Class	INT
1.	Hudson Clark, DB, *R-Sr.	5
2.	^Marquise Robinson, DB, Sr.	3
3.	^Anthony Switzer, DB, *R-Sr.	2
4.	Jaylon Braxton, DB, So.	1
	Eric Gregory, DL, *R-Sr.	1
	Jayden Johnson, DB, Sr.	1
	^Miguel Mitchell, DB, Jr.	1
	^Doneiko Slaughter, DB, *Sr.	1
	^Xavian Sorey Jr., LB, R-Jr.	1
	Brad Spence, LB, So.	1
	Kee'yon Stewart, DB, *R-Sr.	1


RUSHING

Rank	Player, Position, Class	Yards
1.	^Ja'Quinden Jackson, RB, R-Sr.	1,459
2.	^Taylen Green, QB, R-Jr.	1,114
3.	Rashod Dubinion, RB, Jr.	568
4.	Rodney Hill, RB, R-So.	349
5.	^Tyrell Reed Jr., RB, So.	28

RECEPTIONS

Rank	Player, Position, Class	Receptions/Yards
1.	Isaac TeSlaa, WR, *Sr.	155/2,520
2.	Andrew Armstrong, WR, *R-Sr.	133/2,081
3.	Tyrone Broden, WR, *R-Sr.	92/1,343
4.	^Khafre Brown, WR, *R-Sr.	49/950
5.	Rashod Dubinion, RB, Jr.	28/207
6.	Luke Hasz, TE, So.	19/295
7.	Isaiah Sategna, WR, R-So.	18/175
8.	^Andreas Paaske, TE, Sr.	14/245
9.	Ty Washington, TE, R-So.	13/210
10.	^Ja'Quinden Jackson, RB, R-Sr.	12/81

^ new transfer for 2024 season



THE RAZORBACK DAILY

The Razorback Daily is the official daily podcast of the Arkansas Razorbacks. Hosted by Quinn Grovey and Matt Zimmerman, it's the one-stop shop for everything fans need to know about the Hogs: the biggest stories, exclusive interviews and opinions on the most important news of the day. Find The Razorback Daily anywhere you get your podcasts, or visit linktr.ee/razorbackdaily.

RAZORBACK NOTEBOOK

NO-FLY ZONE

• Since the start of 2020 campaign (head coach Sam Pittman's first year on the job), the Razorback defense has totaled 47 interceptions in 49 games, good for fifth-most among SEC teams during that span.

• Arkansas tallied 13 interceptions in 10 games in 2020, 13 interceptions in 13 games in 2021 and nine interceptions in 13 games in 2022. Arkansas logged 12 interceptions in 2023, which was tied for third-most in the SEC.

• The Razorback defense also returned a nation-leading four interceptions for touchdowns during the 2023 campaign, which matched their most interceptions returned for touchdowns since 2016 (4).

• Under the guidance of co-defensive coordinator Marcus Woodson and secondary coach Deron Wilson, the Arkansas secondary went from last (No. 131) in the FBS allowing 294.7 yards per game in 2022 to No. 32 nationally allowing 202.8 yards per game in 2023. The pass defense not only improved last season but also contributed on the scoreboard turning four of the team's 12 interceptions into touchdowns.

• **DB Hudson Clark**, a former walk-on and Academic All-American in 2023, has developed into one of the Hogs' most dependable defensive backs. For his career, Clark has recorded five interceptions, the most among all active Razorback defenders, and boasts a team-best 187 career tackles to go with his secondary-leading 31 career starts.

• **DB Jaylon Braxton** earned Freshman All-SEC honors from the league's coaches after playing in nine games with six starts in 2023 before an injury cut his season short. The Frisco, Texas, native led the team with eight pass break-ups while recording 20 tackles, one forced fumble, one fumble recovery and one interception.

• **DB Jayden Johnson**, back for his senior season with 22 career starts under his belt, is the team's top returning tackler from last season. The Cedartown, Ga., native racked up a career-high 62 total tackles with 1.5 tackles for loss as a junior.

• **DB Kee'yon Stewart** (two starts in 2023) and **DB Jaheim Singletary** (four starts in 2023) also earned starts in their initial Hogs campaign last year. Stewart played in 10 games with a pair of starts and record 10 tackles in his first season as a Razorback after transferring from TCU, while Singletary, who transferred from Georgia, played in 10 games with four starts during his first season at Arkansas and recorded 17 tackles with a half tackle for loss and four pass break-ups.

• Freshman **DB Selman Bridges** and transfers **DB Marquise "Cuddie" Robinson** (South Alabama), **DB Doneiko Slaughter** (Tennessee), and **DB Anthony Switzer** (Utah State) are also expected to contribute immediately to the defensive backfield.

• Bridges, a Temple, Texas, native, was a four-star prospect by 247Sports, Rivals and ESPN. He was the No. 68 overall prospect in ESPN 300 rankings and the No. 5 cornerback in the country and No. 7 overall prospect in Texas according to ESPN.

• Robinson produced the best season of his collegiate career last year at South Alabama, totaling 36 tackles, 2.5 tackles for loss, three interceptions, three pass breakups and a fumble recovery while playing in all 13 games for the Jaguars.

• Slaughter spent four years at Tennessee (2020-23), most recently totaling 32 tackles (26 solo), including one sack, in 10 games as a senior during the 2023 campaign, while Switzer earned honorable mention All-Mountain West honors after playing in 12 games with 11 starts and finishing third on Utah State with 85 tackles, three sacks, eight tackles for loss, four pass break-ups, one interception and one fumble recovery.

SATEGNA ON SPECIAL TEAMS

• **WR Isaiah Sategna** is a dynamic weapon on special teams.

• The Fayetteville, Ark., product earned Freshman All-SEC honors from the league's coaches and third-team All-SEC honors from Phil Steele as a return specialist in 2023.

• Sategna played in all 12 games, totaling 23 kick returns for 500 yards and 15 punt returns for 180 yards and one touchdown. He led the team with 837 all-purpose yards.

• Sategna's 23 kick returns in 2023 were tied for sixth-most in a single season by a Razorback in school history.

• His 500 kick return yards cracked the school's single-season top 10 at 10th.

• Sategna's 680 total return yards were sixth-most in a single season by a Razorback in program history



Hudson Clark has recorded five career interceptions, the most among all active Razorback defenders.



Isaiah Sategna earned Freshman All-SEC recognition from the league's coaches as a return specialist last season.

RAZORBACK NOTEBOOK

WINNING STARTS UNDER PITTMAN

- **Head coach Sam Pittman** has guided the Razorbacks to a 2-0 or better start in three consecutive seasons (2021-23).
- Before Pittman, Arkansas had not started 2-0 or better in three straight seasons since 1998-2000 under Houston Nutt.

2021: 4-0 start

- Week 1: W, 38-17 against Rice
- Week 2: W, 40-21 against #15 Texas
- Week 3: W, 45-10 against Georgia Southern
- Week 4: W, 20-10 vs. #7 Texas A&M (Arlington, Texas)

2022: 3-0 start

- Week 1: W, 31-24 against #23 Cincinnati
- Week 2: W, 44-30 against South Carolina
- Week 3: W, 38-27 against Missouri State

2023: 2-0 start

- Week 1: W, 56-13 against Western Carolina
- Week 2: W, 28-6 against Kent State

2024: 1-0 start

- Week 1: W, 70-0 against UAPB



Sam Pittman has led the Hogs to a 2-0 or better start in three consecutive seasons – a feat not done at Arkansas since 1998-2000.

HOG TRACKER

- Arkansas has beat five ranked FBS teams under **head coach Sam Pittman**. Since Pittman's first season at the helm, 32 of Arkansas' 45 FBS foes have either been ranked or received votes in the national polls.

- Entering the 2024 campaign, seven of the Arkansas' 12 regular-season opponents – #4 Texas, #6 Ole Miss, #11 Missouri, #13 LSU, #15 Tennessee, #17 Oklahoma State, #20 Texas A&M – appear in The Associated Press preseason Top 25 Poll, the most since 2020.

- Since the start of the 2020 campaign, the Arkansas defense has totaled 47 interceptions in 49 games, good for fifth-most among all SEC teams during that span.

- Under **head coach Sam Pittman**, Arkansas has gained 400-plus total yards of offense in 30 of 49 games and rushed for 200-plus yards in 23 of 49 games.

- Under **head coach Sam Pittman**, the Hogs are 17-13 when gaining 400-plus yards of total offense in a game and are 16-7 when rushing for 200-plus yards in a game.

- Under **head coach Sam Pittman**, Arkansas is 10-2 when limiting its opponent to less than 100 yards of rushing and 9-1 when forcing three or more turnovers.

- Under **head coach Sam Pittman**, Arkansas is 21-2 and has won 18 consecutive games when leading after three quarters of play. Arkansas is also 15-1 when winning the turnover battle in the Pittman era.

- Arkansas' four interception returns for a touchdown were tied for the national lead last season. Under **head coach Sam Pittman**, the Hogs have ranked in the top-five in interception return touchdowns twice, tying for first in 2023 (4) and tying for second in 2020 (3).

- The Razorback roster features two pairs of siblings: **TE Luke Hasz & DB Dylan Hasz + DB TJ Metcalf & DB Tevis Metcalf**. It is the first time since 2021 that Arkansas has multiple pairs of siblings on its roster. Arkansas is one of 20 FBS programs that has multiple sets of brothers on its roster and one of three SEC programs (also Mississippi State and South Carolina).

FROM MLB TO SEC

- **WR Monte Harrison** took a rather unconventional path to his collegiate football career. The 29-year-old freshman walked on to the Arkansas football program this summer after spending the past decade playing professional baseball, including three MLB seasons with the Miami Marlins (2020-21) and Los Angeles Angels (2022).
- Harrison originally committed to Nebraska in 2014 before he signing with the Milwaukee Brewers after he was drafted in the second round of the 2014 MLB Draft. As of Aug. 24, 2024, Harrison is the seventh-oldest player in the FBS this season.
- Harrison became only the second player in NCAA history to record a statistic in an official FBS game following his MLB career, registering two receptions for 29 yards in the Razorbacks' 70-0 season-opening win over UAPB (Aug. 29).
- The only other player to accomplish the feat was former LSU quarterback and Florida Marlins infielder Josh Booty.

Oldest Players in FBS	School	Hometown	Birth Date	Age on 8/24/24
P Luke Larsen	East Carolina	Keilor Park, Australia	7/18/1992	32
K Jordan Noyes	Colorado State	Dartford, England	8/3/1992	32
P Hugh Robertson	Illinois	Melbourne, Australia	1/16/1993	31
K Eric Goins	Notre Dame	Herndon, Va.	12/25/1993	30
P Mark Crawford	Minnesota	Perth, Western Australia	12/28/1993	30
LB Colby Brewer *	New Mexico	Lynchburg, Va.	5/30/1995	29
WR Monte Harrison *	Arkansas	Lee's Summit, Mo.	8/10/1995	29
LB Alex Raich *	Kansas	Chur, Switzerland	11/17/1996	27
P Mark Vassetz	Colorado	Melbourne, Australia	12/4/1996	27
P Adam Jacklin	UTEP	Melbourne, Australia	8/2/1997	27
DL David Marshall *	Baylor	Waxahachie, Texas	11/11/1997	26
TE Cam McCormack *	Miami	Bend, Ore.	4/2/1998	26
LB Keenan Pili *	Tennessee	Las Vegas, Nev.	5/29/1998	26
P Wilson Berry	Kentucky	Maribyrnong, Australia	6/8/1998	26
DL Sylvian Yondjoun *	Georgia Tech	Ruisbroek, Belgium	6/21/1998	26
DB Syrus Dumas *	UTSA	Birmingham, Ala.	10/16/1998	25
LB Fa'Najae Gotay *	Auburn	Fort Meyers, Fla.	11/12/1998	25

*non-kicker

EMBRACE THE HOG

- **Embrace the Hog** was adopted by the Razorbacks during the offseason with five pillars:

- 1) Tough
- 2) Together
- 3) Consistent
- 4) Accountable
- 5) Pride

- The team ends each practice by repeating the five pillars.
- Those five words serve as the program's foundation for the 2024 season. Hear **head coach Sam Pittman** explain the meaning behind Embrace the Hog by following the QR code.



HOGS+

HOGS+

Hogs+ is the official content network and membership community of the Arkansas Razorbacks, bringing fans closer than ever to the teams they love. Members get access to exclusive behind-the-scenes content, interviews, features, documentaries, archived games and more premium video as well as columns from longtime Arkansas beat writer Clay Henry. Visit HogsPlus.com.

SEC STANDINGS

Team	OVR	SEC	Home	Road	Strk
Alabama	1-0	0-0	1-0	0-0	W1
Arkansas	1-0	0-0	0-0	0-0	W1
Auburn	1-0	0-0	1-0	0-0	W1
Georgia	1-0	0-0	0-0	0-0	W1
Kentucky	1-0	0-0	1-0	0-0	W1
Mississippi State	1-0	0-0	1-0	0-0	W1
Missouri	1-0	0-0	1-0	0-0	W1
Oklahoma	1-0	0-0	1-0	0-0	W1
Ole Miss	1-0	0-0	1-0	0-0	W1
South Carolina	1-0	0-0	1-0	0-0	W1
Tennessee	1-0	0-0	1-0	0-0	W1
Texas	1-0	0-0	1-0	0-0	W1
Vanderbilt	1-0	0-0	1-0	0-0	W1
Florida	0-1	0-0	0-1	0-0	L1
LSU	0-1	0-0	0-0	0-0	L1
Texas A&M	0-1	0-0	0-1	0-0	L1

SEC SCHEDULE

WEEK 2

Saturday, Sept. 7

Texas at Michigan | 11 a.m. | FOX

Arkansas at Oklahoma State | 11 a.m. | ABC

McNeese at Texas A&M | 11:45 a.m. | SEC Network

Tennessee Tech at Georgia | 1 p.m. | ESPN+/SEC Network+

Cal at Auburn | 2:30 p.m. | ESPN2

South Carolina at Kentucky | 2:30 p.m. | ABC

Middle Tennessee at Ole Miss | 3:15 p.m. | SEC Network

South Florida at Alabama | 6 p.m. | ESPN

Buffalo at Missouri | 6 p.m. | ESPN+/SEC Network+

Samford at Florida | 6 p.m. | ESPN+/SEC Network+

Nicholls at LSU | 6:30 p.m. | ESPN+/SEC Network+

Tennessee vs. NC State | 6:30 p.m. | ABC

Alcorn State at Vanderbilt | 6:30 p.m. | ESPNU

Houston at Oklahoma | 6:45 p.m. | SEC Network

Mississippi State at Arizona State | 9:30 p.m. | ESPN

All times Central

HOGS IN THE POLLS

	AP	Coaches	CFP
Preseason	NR	NR	-
Sept. 3			
Sept. 8			
Sept. 15			
Sept. 22			
Sept. 29			
Oct. 6			
Oct. 13			
Oct. 20			
Oct. 27			
Nov. 3			
Nov. 10			
Nov. 17			
Nov. 24			
Dec. 1			
Final			

RAZORBACK NOTEBOOK

ANDREW ARMSTRONG • R-SR. • WR

Biletnikoff Award Watch List

Reese's Senior Bowl Watch List

Fourth-Team Preseason All-SEC (Phil Steele)

Honorable Mention Preseason All-SEC (CFN)

CAMERON BALL • R-JR. • DL

Reese's Senior Bowl Watch List

JOSHUA BRAUN • R-SR. • OL

Reese's Senior Bowl Watch List

Third-Team Preseason All-SEC (Phil Steele)

JAYLON BRAXTON • FR. • DB

Second-Team Preseason All-SEC (CFN)

FERNANDO CARMONA • R-JR. • OL

Reese's Senior Bowl Watch List

Honorable Mention Preseason All-SEC (CFN)

SEC Offensive Lineman of the Week (Week 1)

HUDSON CLARK • *R-SR. • DB

William V. Campbell Trophy Nominee

TY'KIEAST CRAWFORD • *SR. • OL

Reese's Senior Bowl Watch List

TAYLEN GREEN • R-JR. • QB

Earl Campbell Tyler Rose Award Watch List

Reese's Senior Bowl Watch List

ERIC GREGORY • *R-SR. • OL

Reese's Senior Bowl Watch List

LUKE HASZ • FR. • TE

Comeback Player of the Year Award Watch List

John Mackey Award Watch List

JA'QUINDEN JACKSON • R-SR. • RB

Reese's Senior Bowl Watch List

Honorable Mention Preseason All-SEC (CFN)

LANDON JACKSON • JR. • DL

Bronko Nagurski Trophy Watch List

Chuck Bednarik Award Watch List

Lombardi Award Watch List

Reese's Senior Bowl Watch List

Second-Team Preseason All-American (Walter Camp)

First-Team Preseason All-SEC (Coaches)

Second-Team Preseason All-SEC (Media, Phil Steele)

Third-Team Preseason All-SEC (CFN)

ANTON JUNCAJ • *SR. • DL

National Preseason Newcomer of the Year (CFN)

National Preseason Transfer of the Year (CFN)

Preseason SEC Defensive Newcomer of the Year (CFN)

Preseason SEC Defensive Transfer of the Year (CFN)

Honorable Mention Preseason All-SEC (CFN)

KYLE RAMSEY • R-SR. • K

Reese's Senior Bowl Watch List

BRAYLEN RUSSELL • FR. • RB

Shaun Alexander Award Watch List

ISAIAH SATEGNA • JR. • WR

Second-Team Preseason All-SEC (CFN, Phil Steele)

DONEIKO SLAUGHTER • *SR. • DB


Reese's Senior Bowl Watch List

XAVIAN SOREY JR. • R-JR. • LB

Reese's Senior Bowl Watch List


ISAAC TESLAA • SR. • WR

Reese's Senior Bowl Watch List



EXTRA! EXTRA! READ ALL ABOUT IT!

- Media and fans are encouraged to follow [@RazorbackComms](https://twitter.com/RazorbackComms), the official Twitter account of Razorback Communications. The account is operated by members of the school's communications staff.
- In-game stats, notes and other information will be shared in addition to a traditional postgame notes package, which is disseminated via email and archived at ArkansasRazorbacks.com.



MISCELLANEOUS OFFENSE STATS

GAMES WITH A RECEPTION

Player	2020	2021	2022	2023	2024	Career
Jordan Anthony	--	--	0	1	1	2
Andrew Armstrong	0	7	11	12	--	30
Tyrone Broden	4	9	12	8	1	34
CJ Brown	--	--	--	--	1	1
Khafre Brown	9	1	4	10	1	25
Shamar Easter	--	--	--	--	1	1
Davion Dozier	--	--	--	1	1	2
Rashod Dubinion	--	--	7	7	1	15
Var'keyes Gumms	--	0	13	3	0	16
Monte Harrison	--	--	--	--	1	1
Luke Hasz	--	--	--	5	1	6
Rodney Hill	--	--	0	4	1	5
Ja'Quinden Jackson	0	0	1	6	1	8
Krosse Johnson	--	--	--	--	1	1
Isaiah Sategna	--	--	2	9	1	12
Bryce Stephens	--	1	6	0	0	7
Isaac TeSlaa	3	11	11	12	1	38
Ty Washington	--	--	1	4	1	6

5+ RECEPTIONS

Player	2020	2021	2022	2023	2024	Career
Andrew Armstrong	0	0	7	4	0	11
Khafre Brown	0	0	0	1	0	1
Rashod Dubinion	--	--	0	1	0	1
Luke Hasz	--	--	--	1	0	1
Isaac TeSlaa	0	4	10	0	0	14
Ty Washington	--	--	0	1	0	1

20+ YARD RECEPTION

Player	2020	2021	2022	2023	2024	Career
Jordan Anthony	--	--	0	0	1	1
Andrew Armstrong	--	4	8	11	--	23
Khafre Brown	5	1	1	6	1	14
Tyrone Broden	2	5	9	0	0	16
Rashod Dubinion	--	--	1	1	0	2
Var'keyes Gumms	--	0	4	1	0	5
Luke Hasz	--	--	--	4	1	5
Rodney Hill	--	--	11	2	0	2
Isaiah Sategna	--	--	0	2	1	3
Bryce Stephens	--	--	1	0	0	1
Isaac TeSlaa	1	5	10	4	1	21
Ty Washington	--	--	0	3	1	4

40+ YARD RECEPTION

Player	2020	2021	2022	2023	2024	Career
Andrew Armstrong	--	4	8	3	--	15
Tyrone Broden	0	4	2	0	0	6
Khafre Brown	2	1	0	2	0	5
Luke Hasz	--	--	--	1	0	1
Rodney Hill	--	--	0	1	0	1
Bryce Stephens	--	--	1	0	0	1
Isaac TeSlaa	1	3	8	0	0	12

100 YARDS RECEIVING

Player	2020	2021	2022	2023	2024	Career
Andrew Armstrong	0	0	6	1	--	7
Tyrone Broden	0	2	0	0	0	2
Luke Hasz	--	--	--	1	0	1
Isaac TeSlaa	0	2	7	0	0	9

GAMES WITH MULTIPLE RECEIVING TDS

Player	2020	2021	2022	2023	2024	Career
Andrew Armstrong	0	0	4	1	--	5
Tyrone Broden	0	0	1	0	0	1
Luke Hasz	--	--	--	1	0	1
Isaac TeSlaa	0	1	5	0	0	6
Ty Washington	--	--	0	1	0	1

GAMES WITH A RECEIVING TD

Player	2020	2021	2022	2023	2024	Career
Andrew Armstrong	0	2	7	4	--	13
Tyrone Broden	0	0	6	3	1	10
Khafre Brown	2	1	0	5	0	8
Davion Dozier	--	--	--	1	0	1
Rashod Dubinion	--	--	1	1	0	2
Var'keyes Gumms	--	0	5	0	0	5
Luke Hasz	--	--	--	2	0	2
Isaiah Sategna	--	--	--	2	0	2
Bryce Stephens	--	--	1	0	0	1
Isaac TeSlaa	0	5	7	2	0	14
Ty Washington	--	--	1	1	1	3

300 YARDS PASSING

Player	2020	2021	2022	2023	2024	Career
Taylen Green	--	--	1	0	0	1

10+ YARD RUNS

Player	2020	2021	2022	2023	2024	Career
Rashod Dubinion	--	--	13	6	0	19
Taylen Green	--	--	11	11	2	24
Rodney Hill	--	--	3	3	0	6
Ja'Quinden Jackson	--	1	8	9	2	20
Tyrell Reed Jr.	--	--	--	--	1	1
Braylen Russell	--	--	--	--	1	1
Isaiah Sategna	--	--	--	1	0	1
Bryce Stephens	--	--	1	0	0	1

20+ YARD RUNS

Player	2020	2021	2022	2023	2024	Career
Rashod Dubinion	--	--	1	0	0	1
Taylen Green	--	--	4	3	2	9
Ja'Quinden Jackson	--	0	5	4	1	10
Isaiah Sategna	--	--	--	1	0	1
Bryce Stephens	--	--	1	0	0	1

100 YARDS RUSHING

Player	2020	2021	2022	2023	2024	Career
Rashod Dubinion	--	--	1	0	0	1
Taylen Green	--	--	3	0	0	3
Ja'Quinden Jackson	--	0	2	3	1	6

GAMES WITH A RUSHING TD

Player	2020	2021	2022	2023	2024	Career
Rashod Dubinion	--	--	3	1	0	4
Taylen Green	--	--	7	7	1	15
Rodney Hill	--	--	1	1	1	3
Ja'Quinden Jackson	--	1	6	3	1	11
Tyrell Reed Jr.	--	--	--	--	1	1
Braylen Russell	--	--	--	--	1	1
Malachi Singleton	--	--	--	--	1	1

GAMES WITH MULTIPLE RUSHING TDS

Player	2020	2021	2022	2023	2024	Career
Rashod Dubinion	--	--	2	0	0	2
Taylen Green	--	--	3	2	1	6
Ja'Quinden Jackson	--	0	2	1	1	4

MISC. OFFENSE STATS

CAREER 100-YARD RUSHING GAMES

Ja'Quinden Jackson • R-Sr. • RB (6)

129 - Baylor, 2023
117 - USC, 2023
117 - Colorado, 2022
111 - Arizona State, 2023
105 - USC, 2022
101 - UAPB, 2024

Taylen Green • R-Jr. • RB (3)

121 - North Texas, 2022
105 - San Diego State, 2022
102 - Oregon State, 2022

Rashod Dubinion • So. • RB (1)

112 - Kansas, 2022

CAREER 100-YARD RECEIVING GAMES

Isaac TeSlaa • R-Sr. • WR (9)

193 - Findlay, 2021
189 - Walsh, 2022
177 - Missouri A&T, 2022
166 - Indianapolis, 2021
157 - Lake Erie, 2022
148 - Ohio Dominican, 2022
146 - Michigan Tech, 2022
116 - Ashland, 2022
107 - Findlay, 2022

Andrew Armstrong • R-Sr. • WR (7)

153 - Southeastern La., 2022
134 - Lincoln (CA), 2022
119 - North American, 2022
113 - McNeese, 2022
104 - Sam Houston, 2022
103 - Florida, 2023
102 - HCU, 2022

Tyrone Broden • R-Sr. • WR (2)

111 - Akron, 2021
110 - Buffalo, 2021

Luke Hasz • Fr. • TE (1)

116 - LSU, 2023

CAREER 300-YARD PASSING GAMES

Taylen Green • R-Jr. • QB (1)

305 - Colorado State, 2022

MISC. DEFENSE STATS

DOUBLE-DIGIT TACKLES

Player	2020	2021	2022	2023	2024	Career
Hudson Clark	1	0	1	0	0	2
Stephen Dix Jr.	0	0	--	1	0	1
Landon Jackson	--	0	0	1	0	1
Jayden Johnson	--	0	0	1	0	1
Anthony Switzer	0	0	--	3	0	3
Larry Worth	--	--	0	1	0	1

TEAM LEADER IN TACKLES (Ties included)

Player	2020	2021	2022	2023	2024	Career
Hudson Clark	1	0	1	1	0	3
Nico Davillier	--	--	0	0	1	1
Landon Jackson	--	0	0	1	0	1
Jayden Johnson	--	0	0	2	0	2

GAMES WITH A SACK (Half sacks included)

Player	2020	2021	2022	2023	2024	Career
Cam Ball	--	--	1	1	0	2
Hudson Clark	0	0	0	1	0	1
Nico Davillier	--	--	0	1	0	1
Stephen Dix Jr.	0	0	--	2	1	3
Eric Gregory	3	1	2	1	1	8
Landon Jackson	--	0	4	4	0	8
Jayden Johnson	--	0	2	0	0	2
Anton Juncaj	- (3)	-	5	10	0	18
Keivie Rose	1	1	2	3	0	7
J. Singletary	--	--	--	1	0	1
Doneiko Slaughter	1	1	0	1	0	3
Bradley Shaw	--	--	--	--	1	1
Xavian Sorey Jr.	--	0	0	1	1	2
Anthony Switzer	0	0	--	3	0	3
Larry Worth	--	--	0	3	0	3

MULTIPLE SACKS (1.5 sacks or more)

Player	2020	2021	2022	2023	2024	Career
Landon Jackson	--	0	0	1		1
Anton Juncaj	- (2)	--	1	3		6

ARKANSAS 20+ YARD PLAYS

Yards	Type	Player(s)	Opponent
53	PR	Isaiah Sategna	UAPB
*46	RUN	Ja'Quinden Jackson	UAPB
*36	RUN	Taylen Green	UAPB
34	PASS	Taylen Green to Isaiah Sategna	UAPB
32	RUN	Taylen Green	UAPB
30	KR	Isaiah Sategna	UAPB
28	PASS	Malachi Singleton to Isaac TeSlaa	UAPB
25	PASS	Malachi Singleton to Khafre Brown	UAPB
24	PASS	Taylen Green to Jordan Anthony	UAPB
*23	PASS	Taylen Green to Ty Washington	UAPB
20	PASS	Taylen Green to Luke Hasz	UAPB

* touchdown scored on play

HEAD COACH SAM PITTMAN

- **First Arkansas head coach since Houston Nutt (1998-2000) to lead the Razorbacks to 2-0 starts in three consecutive seasons (2021-23).**
- **Led Arkansas to eight regular-season wins in 2021, the team's most victories in a regular season since the 2011 campaign.**
- **First Arkansas head coach to lead the Razorbacks to a win in Gainesville.**

Sam Pittman enters his fifth season as the head coach of the Arkansas Razorbacks after restoring the pride in the program beginning in his first season in 2020. His fifth season leading the program puts him in elite company among Arkansas head coaches with only six coaches serving in the role longer over the program's 130 seasons.

After inheriting a program that had won eight total games and just one Southeastern Conference game in the previous three seasons, Pittman's Razorbacks have won 23 games in his four seasons at the helm. Pittman has navigated the Hogs through the pandemic-shortened 2020 season that featured 10 SEC games and led the program to consecutive winning seasons and back-to-back bowl victories in 2021 and 2022.

Pittman is among an elite group of Arkansas coaches, including Lou Holtz, Ken Hatfield and Houston Nutt, to have led the Razorbacks to bowl eligibility in each of their first three seasons (2020-22) at the helm. In 2020, Pittman's Razorbacks were headed to the Texas Bowl before the game was canceled due to COVID-19 issues within TCU's program.

In 2021 under Pittman, the Hogs went 9-4 and won four trophies for the first time in school history, capturing the Southwest Classic (Texas A&M), the Battle of the Golden Boot (LSU), the Battle Line Rivalry (Missouri) and the Outback Bowl (Penn State). Arkansas capped the campaign with a win over Penn State in the Outback Bowl, the program's first bowl win since a Liberty Bowl victory in 2016 as well as the program's first January bowl win since 2012.

The 2022 season ended in Memphis, Tenn., with a thrilling triple overtime 55-53 win over Kansas in the Liberty Bowl to clinch Pittman's second bowl game victory and give the Razorbacks seven wins. The Liberty Bowl victory was emblematic of the Razorbacks' entire season, which saw numerous key players miss time with injuries.

The Oklahoma native has coached at seven different Power 5 schools during his 33 years of collegiate coaching, including Oklahoma, Missouri, Kansas, North Carolina and Tennessee. Widely regarded as one of the nation's best offensive line coaches, Pittman has coached 34 players that have been selected in the NFL Draft during his career, including first-rounders Treyton Burks (18th in 2022), Andrew Thomas (4th in 2020), Isaiah Wilson (29th in 2020), Frank Ragnow (20th in 2018), Isaiah Wynn (23rd overall in 2018), Ja'Wuan James (19th overall in 2014) and Jonathan Cooper (7th overall in 2013). Overall, Pittman has coached seven offensive linemen that were selected in the first round of the NFL Draft.

An original member of Bret Bielema's staff at Arkansas in 2013, Pittman helped build the Razorbacks' offensive line into one of the best in the league. He quickly made an impact, helping Travis Swanson earn first-team All-America honors and finish as a Rimington Trophy finalist in 2013. His first two offensive lines at Arkansas led the SEC in sacks allowed per game, and his offensive line in 2014 paved the way for two 1,000-yard rushers in Jonathan Williams and Alex Collins. That offensive line also averaged 328.4 pounds per player as the largest offensive line in both the FBS and NFL that season.

Pittman's coaching career began in 1987 at Princeton High School. He coached at Hutchinson Community College for three seasons, including the final two as the head coach, before getting his first FBS coaching opportunity at Northern Illinois in 1994. He later returned to NIU to help the Huskies to a pair of division championships and two bowl games. Pittman got his first experience in the SEC in 2012 when he joined the coaching staff at Tennessee.

Pittman played defensive end at Pittsburg State, where he was a first-team NAIA All-American and twice earned all-conference recognition. He graduated with a bachelor's degree in 1986 and was inducted into the PSU Athletics Hall of Fame in 1998. He and his wife Jamie reside in Fayetteville. *Pittman's full bio can be found on ArkansasRazorbacks.com*



COACHING HISTORY

2020-pres.	Arkansas Head Coach
2019	Georgia Associate Head Coach/OL
2016-18	Georgia Offensive Line
2013-15	Arkansas Asst. HC/OL/Recruiting Coord.
2012	Tennessee Offensive Line
2011	North Carolina Associate Head Coach/OL
2007-10	North Carolina Offensive Line
2004-06	Northern Illinois Assistant Head Coach/OL
2003	Northern Illinois Offensive Line
2001	Kansas Offensive Line
2000	Missouri Offensive Line
1999	Western Michigan Assistant Coach
1997-98	Oklahoma Offensive Line
1996	Cincinnati Offensive Tackles/Tight Ends
1994-95	Northern Illinois Offensive Line
1992-93	Hutchinson (Kan.) CC Head Coach
1991	Hutchinson (Kan.) CC Offensive Line
1989-90	Trenton (Mo.) HS Head Coach
1987-88	Princeton (Mo.) HS Head Coach

GAME 2: OSU

GAME-BY-GAME BREAKDOWN

GAME	FINAL	SCORE BY QUARTER					FIRST DOWNS				RUSHING			PASSING			OFFENSE		PUNTING	FUMBLES	PENALTY	THIRD	TOTAL	
	SCORE	1	2	3	4	OT	RU	PA	PN	TOT	ATT	YDS	TD	C-A-I	YDS	TD	ATT	YDS	NO-NET	AVG	NO-LOST	NO-YDS	DOWN	TOP
UAPB	0	0	0	0	0		3	6	1	10	23	7	0	11-23-0	123	0	46	130	9-292-32.4	0-0	0-0	5-35	1/10	22:45
Arkansas	70	28	21	7	14		12	22	0	34	33	279	8	28-37-0	408	2	70	687	0-0-0.0	2-0	6-48	9/9	27:15	
Oklahoma St.																								
Arkansas																								
UAB																								
Arkansas																								
Auburn																								
Arkansas																								
Texas A&M																								
Arkansas																								
Tennessee																								
Arkansas																								
LSU																								
Arkansas																								
Miss. State																								
Arkansas																								
Ole Miss																								
Arkansas																								
Texas																								
Arkansas																								
LA Tech																								
Arkansas																								
Missouri																								
Arkansas																								

AP POLL

As of Sept. 3, 2024

Rank	Team	Record	Points	Previous
1	Georgia (57)	1-0	1,545	1
2	Ohio State (5)	1-0	1,478	2
3	Texas	1-0	1,418	4
4	Alabama	1-0	1,309	5
5	Notre Dame	1-0	1,240	7
6	Ole Miss	1-0	1,212	6
7	Oregon	1-0	1,197	3
8	Penn State	1-0	1,146	8
9	Missouri	1-0	968	11
10	Michigan	1-0	935	9
11	Utah	1-0	897	12
12	Miami	1-0	893	19
13	USC	1-0	811	23
14	Tennessee	1-0	784	15
15	Oklahoma	1-0	703	16
16	Oklahoma State	1-0	610	17
17	Kansas State	1-0	607	18
18	LSU	1-0	410	13
19	Kansas	1-0	349	22
20	Arizona	1-0	339	21
21	Iowa	1-0	294	25
22	Louisville	1-0	188	NR
23	Georgia Tech	2-0	161	NR
24	North Carolina State	1-0	142	NR
25	Clemson	0-1	134	14

Others receiving votes: Texas A&M 97, Boston College 49, Boise St. 47, Iowa St. 32, Memphis 27, Nebraska 27, SMU 23, Washington 20, Liberty 12, Vanderbilt 8, Wisconsin 8, Auburn 8, Tulane 4, North Carolina 4, UTSA 3, Appalachian St. 3, Kentucky 2, West Virginia 2, Arkansas 2, UNLV 1, Colorado 1.

USA TODAY COACHES POLL

As of Sept. 3, 2024

Rank	Team	Record	Points	Previous
1	Georgia (51)	1-0	1,377	1
2	Ohio State (3)	1-0	1,316	2
3	Texas (1)	1-0	1,245	4
4	Alabama	1-0	1,172	5
5	Ole Miss	1-0	1,081	6
6	Oregon	1-0	1,080	3
7	Notre Dame	1-0	1,079	7
8	Penn State	1-0	987	9
9	Michigan	1-0	919	8
10	Missouri	1-0	848	11
11	Utah	1-0	779	13
12	Tennessee	1-0	753	15
13	Oklahoma	1-0	705	16
14	USC	1-0	655	23
15	Miami	1-0	650	19
16	Kansas State	1-0	537	17
17	Oklahoma State	1-0	536	18
18	Arizona	1-0	348	21
19	LSU	0-1	341	12
20	Kansas	1-0	295	24
21	Iowa	1-0	260	25
22	Clemson	0-1	223	14
23	North Carolina State	1-0	154	22
24	Louisville	1-0	97	NR
25	Washington	1-0	84	NR

Others receiving votes: Georgia Tech (2-0) 86; Texas A&M (0-1) 78; Memphis (1-0) 43; Kentucky (1-0) 23; Boise State (1-0) 22; SMU (2-0) 19; Auburn (1-0) 13; Wisconsin (1-0) 11; Iowa State (1-0) 10; Liberty (1-0) 9; Maryland (1-0) 9; Tulane (1-0) 9; UNLV (1-0) 9; Nebraska (1-0) 8; Boston College (1-0) 7; South Florida (1-0) 5; Air Force (1-0) 4; James Madison (1-0) 4; Appalachian State (1-0) 3; North Carolina (1-0) 3; Texas-San Antonio (1-0) 3; Texas State (1-0) 2; Coastal Carolina (1-0) 1; Syracuse (1-0) 1.

GAME-BY-GAME LEADERS

Opponent	Rushes	Rush Yards	Catches	Receiving Yards	Tackles	Tackles For Loss	Sacks
UAPB	8, Ja'Quinden Jackson	101, Ja'Quinden Jackson	3, Four Tied	53, Isaac TeSlaa	15, Nico Davillier	1.5, Two Tied	1.0, Two Tied
at Oklahoma St.							
UAB							
at Auburn							
vs. Texas A&M							
Tennessee							
LSU							
at Mississippi State							
Ole Miss							
Texas							
LA Tech							
at Missouri							

OFFENSE

WR-X	2	Andrew Armstrong	*R-Sr. // 6-4 // 202
	82	Monte Harrison	Fr. // 6-3 // 230
WR-W	6	Isaiah Sategna	R-So. // 5-11 // 185
	4	Isaac TeSlaa	*Sr. // 6-4 // 217
	89	Khafre Brown	*R-Sr. // 6-0 // 203
LT	55	Fernando Carmona Jr.	R-Jr. // 6-5 // 322
	76	E'Marion Harris	R-So. // 6-7 // 300
LG	75	Patrick Kutas	Jr. // 6-5 // 313
-OR-	76	E'Marion Harris	R-So. // 6-7 // 300
C	63	Addison Nichols	R-So. // 6-5 // 329
	56	Amaury Wiggins	R-Jr. // 6-3 // 306
RG	72	Joshua Braun	R-Sr. // 6-6 // 338
	53	Ty'Kieast Crawford	*Sr. // 6-5 // 324
RT	54	Keyshawn Blackstock	R-Jr. // 6-5 // 319
	78	Joe More	*R-Sr. // 6-5 // 311
QB	10	Taylen Green	R-Jr. // 6-6 // 230
	3	Malachi Singleton	R-Fr. // 6-1 // 225
	15	KJ Jackson	Fr. // 6-4 // 219
	16	Blake Boda	R-Fr. // 6-4 // 216
RB	22	Ja'Quinden Jackson	R-Sr. // 6-2 // 233
	20	Rodney Hill	R-So. // 5-10 // 186
	0	Braylen Russell	Fr. // 6-1 // 253
	7	Rashod Dubinion	Jr. // 5-10 // 201
	29	Tyrell Reed	So. // 5-10 // 211
TE	9	Luke Hasz	So. // 6-3 // 241
	8	Ty Washington	R-So. // 6-4 // 249
	30	Var'keyes Gumms	R-Jr. // 6-3 // 245
	81	Andreas Paaske	Sr. // 6-6 // 265
WR-Z	5	Tyrone Broden	*R-Sr. // 6-7 // 200
	11	Jordan Anthony	R-So. // 5-10 // 162
-OR-	17	CJ Brown	Fr. // 6-1 // 193
	88	Davion Dozier	R-Fr. // 6-4 // 204

DEFENSE

DE	40	Landon Jackson	Sr. // 6-7 // 280
	97	Quincy Rhodes Jr.	So. // 6-6 // 280
DT	5	Cam Ball	R-Jr. // 6-5 // 324
	93	Keivie Rose	*R-Sr. // 6-3 // 314
	98	Danny Saili	Jr. // 6-3 // 375
DT	50	Eric Gregory	*R-Sr. // 6-4 // 320
	95	Ian Geffrard	R-Fr. // 6-5 // 388
DE	0	Nico Davillier	Jr. // 6-4 // 271
-OR-	4	Anton Juncaj	*Sr. // 6-3 // 272
LB	22	Brad Spence	So. // 6-2 // 238
	14	Stephen Dix Jr.	R-Sr. // 6-1 // 234
	20	Alex Sanford	So. // 6-1 // 225
LB	10	Xavian Sorey Jr.	R-Jr. // 6-3 // 225
	25	Anthony Switzer	*R-Sr. // 6-0 // 220
-OR-	7	Bradley Shaw	Fr. // 6-1 // 235
CB	13	Marquise Robinson	Sr. // 6-1 // 192
-OR-	15	Jaheim Singletary	R-So. // 6-2 // 187
-OR-	1	Kee'yon Stewart	*R-Sr. // 6-0 // 184
S	17	Hudson Clark	*R-Sr. // 6-2 // 191
-OR-	18	TJ Metcalf	So. // 6-1 // 200
	27	Akhari Johnson	Fr. // 5-11 // 186
S	8	Jayden Johnson	Sr. // 6-2 // 205
	30	Larry Worth III	Jr. // 6-4 // 224
CB	11	Jaylon Braxton	So. // 6-0 // 190
	2	Selman Bridges	Fr. // 6-2 // 175
NB	3	Doneiko Slaughter	*Sr. // 6-0 // 190
	24	Tevis Metcalf	Fr. // 5-10 // 192

SPECIAL TEAMS

K	39	Kyle Ramsey	*R-Sr. // 6-2 // 198	H	37	Devin Bale	R-Jr. // 6-3 // 204
	36	Matthew Shipley	*Sr. // 6-1 // 198		95	Sam Dubwig	Fr. // 6-3 // 231
P	37	Devin Bale	R-Jr. // 6-3 // 204	KR	6	Isaiah Sategna	R-So. // 5-11 // 185
	95	Sam Dubwig	Fr. // 6-3 // 231		20	Rodney Hill	R-So. // 5-10 // 186
KO	37	Devin Bale	R-Jr. // 6-3 // 204	PR	6	Isaiah Sategna	R-So. // 5-11 // 185
LS	30	Ashton Ngo	R-Jr. // 5-11 // 237		14	Bryce Stephens	R-Jr. // 6-0 // 189
	45	Max Schmidly	R-Fr. // 6-3 // 211				

GAME 2: OSU

GAME-BY-GAME OFFENSIVE STARTERS

Opponent	LT	LG	C	RG	RT	TE	TE/WR/RB	QB	RB	WR	WR
UAPB	Carmona	Harris	Nichols	Braun	Blackstock	Hasz	TeSlaa	Green	J. Jackson	Sategna	Broden
at Oklahoma State											
UAB											
at Auburn											
vs. Texas											
Tennessee											
LSU											
at Mississippi State											
Ole Miss											
Texas											
Louisiana Tech											
at Missouri											

GAME-BY-GAME DEFENSIVE STARTERS

Opponent	DE	DT	DT	DE	LB	LB	CB	S	S	CB	NB	DIME
UAPB	L. Jackson	Ball	Gregory	Davillier	Sorey Jr.	Spence	Robinson	TJ Metcalf	J. Johnson	Braxton	Slaughter	--
at Oklahoma State												
UAB												
at Auburn												
vs. Texas A&M												
Tennessee												
LSU												
at Mississippi State												
Ole Miss												
Texas												
Louisiana Tech												
at Missouri												

CAREER STARTS

OFFENSE	2024	2023	2022	2021	2020	2019	TOT	CONS	DEFENSE	2024	2023	2022	2021	2020	2019	TOT	CONS
Isaac TeSlaa, WR, *Sr.	1	12	11	11	2	-	37	13	Keivie Rose, DL, *R-Sr.	-	2	12	12	8	0 (1)	34	-
Joe More, OL, *R-Sr.	-	0	11	11	4	10	36	-	Eric Gregory, DL, *R-Sr.	1	12	10	3	7	-	33	13
Tyrone Broden, WR, *R-Sr.	1	4	7	9	5	0	26	1	Hudson Clark, DB, *R-Sr.	-	10	10	4	7	-	31	-
Andrew Armstrong, WR, *R-Sr.	-	12	10	3	-	-	25	-	Anton Juncaj, DL, *Sr.	-	15	7	-	-	7	29	-
Fernando Carmona, OL, R-Jr.	1	12	12	0	-	-	25	25	Anthony Switzer, DB, *R-Sr.	-	12	-	7	6	2	27	-
Taylen Green, QB, R-Jr.	1	12	10	0	-	-	23	1	Jayden Johnson, DB, Sr.	1	12	7	3	-	-	23	15
Joshua Braun, OL, R-Sr.	1	12	0	7	0	-	20	13	Marquise Robinson, DB, Sr.	1	12	9	-	-	-	22	19
Khafre Brown, WR, *R-Sr.	-	6	4	0	2	0	12	-	Landon Jackson, DL, Sr.	1	12	7	0	-	-	20	14
Stephen Dix, LB, R-Sr.	-	7	-	0	5	0	12	-	Doneiko Slaughter, DB, *Sr.	1	7	7	0	1	-	16	1
Ja'Quinden Jackson, RB, R-Sr.	1	11	0	0	-	-	12	1	Miguel Mitchell, DB, Jr.	-	8	1	-	-	-	9	-
Ty'Kieast Crawford, OL, *Sr.	-	4	2	0	3	-	9	3	Cam Ball, DL, R-Jr.	2	6	1	-	-	-	8	5
Patrick Kutas, OL, Jr.	-	9	0	-	-	-	9	-	Jaylon Braxton, DB, So.	1	6	-	-	-	-	7	1
Luke Hasz, TE, So.	1	5	-	-	-	-	6	1	Larry Worth, LB, Jr.	-	5	0	-	-	-	5	-
Jaedon Wilson, WR, R-Jr.	-	4	0	-	-	-	4	2	Kee'yon Stewart, DB, *R-Sr.	-	2	0	1	1	0	4	-
Rashod Dubinion, RB, Jr.	-	2	1	-	-	-	3	-	Jaheim Singletary, DB, R-So.	-	4	0	-	-	-	4	-
Andreas Paaske, TE, Sr.	-	3	0	-	-	-	3	-	Xavian Sorey Jr., LB, R-Jr.	1	2	0	0	-	-	3	1
Ty Washington, TE, R-So.	-	3	-	-	-	-	3	-	Brad Spence, LB, So.	1	1	-	-	-	-	2	1
Isaiah Sategna, WR, R-So.	1	1	-	-	-	-	1	-	Nico Davillier, DL, Jr.	1	0	0	-	-	-	1	1
Keyshawn Blackstock, OL, R-Jr.	1	0	0	-	-	-	1	1	TJ Metcalf, DB, So.	1	0	-	-	-	-	1	1
E'Marion Harris, OL, R-So.	1	0	-	-	-	-	1	1									
Addison Nichols, OL, R-So.	1	0	-	-	-	-	1	1									

GAME 2: OSU

EXPERIENCE ANALYSIS

The chart to the right shows Arkansas' offensive and defensive starting lineups since 2008 with numbers representing total starts by classes and percentages of total starts for the entire season.

Season	G	SR	JR	SO	FR	UpperCI%
2024	1 (1-0)	9 (40.9%)	6 (27.3%)	7 (31.8%)	0 (0.0%)	15 (68.2%)
2023	12 (4-8)	134 (50.8%)	67 (25.4%)	34 (12.9%)	29 (11.0%)	201 (76.1%)
2022	13 (7-6)	122 (42.7%)	117 (40.9%)	38 (13.3%)	9 (3.1%)	239 (83.6%)
2021	13 (9-4)	159 (55.6%)	58 (20.3%)	66 (23.1%)	3 (0.1%)	217 (75.9%)
2020	10 (3-7)	70 (31.8%)	50 (22.7%)	45 (20.5%)	55 (25.0%)	120 (54.6%)
2019	12 (2-10)	77 (29.2%)	55 (20.8%)	73 (27.7%)	59 (22.4%)	132 (50.0%)
2018	12 (2-10)	103 (39.2%)	86 (32.7%)	44 (16.7%)	30 (11.4%)	189 (71.2%)
2017	12 (4-8)	66 (25.0%)	108 (40.1%)	65 (24.6%)	25 (9.5%)	174 (65.9%)
2016	13 (7-6)	114 (39.9%)	82 (28.7%)	70 (24.5%)	20 (6.9%)	196 (68.5%)
2015	13 (8-5)	67 (23.4%)	143 (50.0%)	58 (20.3%)	18 (6.3%)	210 (73.4%)
2014	13 (7-6)	92 (32.2%)	72 (25.2%)	89 (31.1%)	33 (11.5%)	164 (57.3%)
2013	12 (3-9)	107 (40.5%)	59 (22.3%)	57 (21.6%)	41 (15.5%)	166 (66.7%)
2012	12 (4-8)	99 (37.5%)	87 (33.0%)	31 (11.7%)	46 (17.4%)	186 (70.5%)
2011	13 (11-2)	110 (38.5%)	97 (33.9%)	65 (22.7%)	14 (4.9%)	207 (72.4%)
2010	13 (10-3)	102 (35.7%)	107 (37.4%)	44 (15.4%)	33 (11.5%)	209 (73.1%)
2009	13 (8-5)	74 (25.9%)	83 (29.0%)	115 (40.2%)	14 (4.9%)	157 (54.9%)
2008	12 (5-7)	58 (22.0%)	64 (24.2%)	65 (24.6%)	77 (29.2%)	112 (46.2%)

2024 GAME-BY-GAME OFFENSIVE LINE SNAPS

Player	Total	UAPB	OKST	UAB	AUB	TAMU	TENN	LSU	MSU	OM	TEX	LT	MIZ
E'Marion Harris	61	61											
Keyshawn Blackstock	49	49											
Addison Nichols	49	49											
Fernando Carmona	49	49											
Josh Braun	49	49											
Amaury Wiggins	22	22											
Brooks Edmonson	22	22											
Josh Street	22	22											
Joe More	22	22											
Ty'Kieast Crawford	10	10											

NEED TO KNOW INFO

Opponent	Captains	Length	Coin Toss	Kick/Receive	Helmet/Jersey/Pants	Attendance	1st Poss.	Opp. 1st Poss.	Result
UAPB	Davillier, Gregory, Harris, Sategna	3:06	ARK	REC	Cardinal/Cardinal/White	40,127	TD	PUNT	W, 70-0
at Oklahoma St.									
UAB									
at Auburn									
vs. Texas A&M									
Tennessee									
LSU									
at Miss. State									
Ole Miss									
Texas									
Louisiana Tech									
at Missouri									

THE LAST TIME ARKANSAS . . .

RUSHING

Had 500+ yards rushing vs. South Carolina, 2007 (542)
 Had 400+ yards rushing: at Texas Tech, 2014 (438)
 Had 400+ yards rushing in consecutive games at Texas Tech, 2014 (438)
 vs. Nicholls, 2014 (495)
 Had 300+ yards rushing: vs. FIU, 2023 (323)
 Had 300+ yards rushing in consecutive games at Texas Tech, 2014 (438)
 vs. Nicholls, 2014 (495)
 Had 300+ yards rushing in three consecutive games at Alabama, 2007 (301)
 vs. Kentucky, 2007 (338)
 vs. North Texas, 2007 (446)
 Had 300+ yards rushing in four consecutive games vs. Troy, 2007 (350)
 at Alabama, 2007 (301)
 vs. Kentucky, 2007 (338)
 vs. North Texas, 2007 (446)
 Had 250+ yards rushing: vs. Arkansas-Pine Bluff, 2024 (279)
 Had 200+ yards rushing: vs. Arkansas-Pine Bluff, 2024 (279)
 Had 200+ yards in consecutive games at Mississippi State (241), at BYU (277), at Auburn (286) 2022
 Had 70+ rushing attempts: at Kentucky, 2003 (71)
 Had 60+ rushing attempts: at Texas Tech, 2014 (68)
 Had 50+ rushing attempts: vs. FIU, 2023 (54)
 Had 7+ rushing TDs: vs. Arkansas-Pine Bluff, 2024 (8)
 Had 6+ rushing TDs: vs. UT Martin, 2015 (6)
 Had 6+ rushing TDs in consecutive games vs. Nicholls, 2014 (6)
 at Texas Tech, 2014 (7)
 Had 5+ rushing TDs: vs. Kansas, 2022 (5)
 Had 5+ rushing TDs in consecutive games vs. Nicholls, 2014 (6)
 at Texas Tech, 2014 (7)
 Had 4+ rushing TDs: vs. Kansas, 2022 (5)
 Had 4+ rushing TDs in consecutive games vs. Rice, 2021 (4) and vs. Texas, 2021 (4)
 Had 3+ rushing TDs: vs. Western Carolina, 2023 (3)
 Had 3+ rushing TDs in consecutive games vs. Kansas 2022 (5), vs. Western Carolina, 2023 (3)
 Had 3+ rushing TDs in three straight games vs. Rice 2021 (4)
 vs. Texas, 2021 (4)
 vs. Georgia Southern, 2021 (3)
 Had 2+ players with 100 yards rushing: vs. Kansas, 2022 (Jefferson - 130, Dubinion - 112)
 Had 3+ players with 100 yards rushing: vs. North Texas, 2007 (McFadden - 138, Jones - 132, Barnett - 105)

PASSING

Had 500+ yards passing: vs. Texas A&M, 2011 (510)
 Had 400+ yards passing: vs. Arkansas-Pine Bluff, 2024 (408)
 Had 300+ yards passing: at BYU, 2022 (367)
 Had 200+ yards passing: at Florida, 2023 (255)
 Had 50+ pass attempts vs. San Jose State, 2019 (50)
 Had 40+ pass attempts: at BYU, 2022 (40)
 Had 30+ pass attempts: vs. Arkansas-Pine Bluff, 2024 (37)
 Had 30+ pass completions: vs. Mississippi State, 2015 (30)
 Had 25+ pass completions: vs. Arkansas-Pine Bluff, 2024 (28)
 Had 20+ pass completions: at Florida, 2023 (20)
 Had fewer than 10 pass completions vs. Texas A&M, 2021 (9)
 Had 7+ passing TDs: vs. Mississippi State, 2015 (7)
 Had 6+ passing TDs: vs. Mississippi State, 2015 (7)
 Had 5+ passing TDs: at BYU, 2022 (5)
 Had 4+ passing TDs: vs. Western Carolina, 2023 (4)
 Had 3+ passing TDs: vs. FIU, 2023 (3)
 Had 5+ passes intercepted vs. San Jose State, 2019 (5)
 Had 4+ passes intercepted: vs. San Jose State, 2019 (5)
 Had 3+ passes intercepted: vs. Georgia, 2020 (3)

RECEIVING

Had two players with 100 yards receiving: at Ole Miss, 2015 (Morgan - 122, Reed - 105)
 Had 10+ different receivers catch a pass vs. Arkansas-Pine Bluff, 2024 (14)
 Had 9+ different receivers catch a pass vs. BYU, 2023 (9)
 Had 8+ different receivers catch a pass vs. Auburn, 2023 (8)
 Had multiple players catch 7+ passes in a game vs. Mississippi State, 2015 (2)
 (Morgan - 7 & Henry - 7)

COMBINATION OFFENSE

Had one 300-yard passer and one 100-yard rusher in a game: at BYU, 2022
 (KJ Jefferson - 367 pass & Raheim Sanders - 175 rush)
 Had one 300-yard passer and one 200-yard rusher in a game: at Mississippi State, 2016
 (Allen - 303 pass & Williams III - 205 rush)
 Had one 100-yard receiver and one 100-yard rusher in a game: at Florida, 2023
 (Andrew Armstrong - 103 receiving & Raheim Sanders - 103 rush)
 Had one 100-yard receiver and two 100-yard rushers in a game: at Auburn, 2022
 (Matt Landers - 121 receiving & KJ Jefferson - 130 rush, Rashod Dubinion - 112 rush)
 Had one 100-yard receiver and one 100-yard rusher in consecutive games: at Missouri, 2016
 (Hatcher - 106 receiving & Williams III - 117 rush)
 Had one 200-yard rusher and one 100-yard receiver in a game: vs. South Carolina, 2006
 (McFadden - 219 rushing & Monk - 192 receiving)
 Had one 150-yard rusher and one 150-yard receiver in a game: at Missouri, 2020
 (Trelon Smith - 172 rushing & Treylon Burks - 206 receiving)
 Had four different receivers catch a touchdown pass: at Mississippi State, 2015
 (Sprinkle - 3, Henry - 2, Morgan - 1, Cornelius - 1)

Had two 100-yard rushers: vs. Kansas, 2022
 (KJ Jefferson - 130 & Rashod Dubinion - 112)
 Had two 100-yard rushers in consecutive games: at Texas Tech, 2014 (Collins - 145 & Williams - 212)
 vs. Nicholls, 2014 (Collins - 143 & Williams - 131)
 Had a 200-yard rusher and a 100-yard rusher in a game: at Mississippi State, 2015
 (Williams III - 205 & Whaley - 112)
 Had two 150-yard rushers in a game: vs. South Carolina, 2007
 (McFadden - 321 & Jones - 166)
 Had three 100-yard rushers in a game: vs. North Texas, 2007
 (McFadden - 138, Jones - 132 & Barnett - 105)
 Had two 100-yard receivers in a game: at Ole Miss, 2015
 (Morgan - 122 & Reed - 105)

TOTAL OFFENSE

Had 700+ yards total offense vs. North Texas, 2007 (713)
 Had 600+ yards total offense vs. Arkansas-Pine Bluff, 2024 (687)
 Had 550+ yards total offense vs. Arkansas-Pine Bluff, 2024 (687)
 Had 500+ yards total offense vs. Arkansas-Pine Bluff, 2024 (687)
 Had 400+ yards total offense vs. Arkansas-Pine Bluff, 2024 (687)
 Had 500+ yards total offense in consecutive games at Auburn, 2022 (520)
 at Ole Miss, 2015 (533)
 Had 85+ plays total offense vs. Alabama, 2022 (85)
 Had 80+ plays total offense vs. FIU, 2022 (83)
 Had 75+ plays total offense vs. FIU, 2022 (83)

SCORING

Scored 70+ points vs. Arkansas-Pine Bluff, 2024 (70)
 Scored 60+ points vs. UT Martin, 2015 (63)
 Scored 50+ points vs. Kansas, 2022 (5) vs. Western Carolina, 2023 (56)
 Scored 40+ points vs. FIU, 2023 (44)
 Scored 30+ points vs. FIU, 2023 (44)
 Scored 40+ points in three consecutive games vs. Auburn, 2015 (54)
 vs. UT Martin, 2015 (63)
 at Ole Miss, 2015 (53)
 Scored 30+ points in five consecutive games vs. Auburn, 2015 (54)
 vs. UT Martin, 2015 (63)
 at Ole Miss, 2015 (53)
 at LSU, 2015 (31)
 vs. Mississippi State, 2015 (50)
 Scored 40+ points in a half vs. UAPB, 2021 (1st half - 45)
 Scored 30+ points in a half vs. Western Carolina, 2023 (1st half - 35)
 Scored 35+ points in a quarter vs. Nicholls, 2014 (1st - 35)
 Scored 28+ points in a quarter vs. Arkansas-Pine Bluff, 2024 (1st - 28)
 Scored 50+ points in consecutive games vs. Kansas, 2022 (55)
 vs. Western Carolina, 2023 (56)
 Scored 50+ points in three consecutive games vs. Auburn, 2015 (54)
 at Ole Miss, 2015 (53)
 vs. UT Martin, 2015 (63)
 Scored 50+ points in consecutive SEC games vs. Auburn, 2015 (54)
 at Ole Miss, 2015 (53)
 Both teams combined for 100+ points at Ole Miss, 2021 (L, 52-51)
 Allowed 60+ points at Florida, 2020 (63)
 Allowed 50+ points at Ole Miss, 2021 (52)
 Allowed 40+ points vs. Missouri, 2023 (48)
 Allowed 30+ points vs. Missouri, 2023 (48)
 Was held scoreless at Georgia, 2021 (37-0)
 Was held scoreless at Donald W. Reynolds Razorback Stadium vs. Alabama, 2012 (52-0)
 Was held scoreless on the road at Georgia, 2021 (37-0)
 Was held scoreless at a neutral site vs. Ole Miss, 1959 (28-0)
 Won a game without a rushing TD at LSU, 2021
 Won a game without a passing TD vs. Penn State, 2022
 Won a game in the last 25 seconds of regulation with a TD vs. Mississippi State, 2021
 Won a game in the last 25 seconds of regulation with a field goal at Ole Miss, 2017
 Held opponent scoreless vs. Arkansas-Pine Bluff, 2024 (70-0)
 Held opponent scoreless at Donald W. Reynolds Razorback Stadium vs. Tulsa, 2018 (23-0)
 Held opponent scoreless on the road at South Carolina, 2002 (23-0)
 Held opponent without a touchdown vs. Arkansas-Pine Bluff, 2024 (70-0)
 Held opponent without an offensive touchdown vs. Arkansas-Pine Bluff, 2024 (70-0)
 Held two opponents scoreless in one season vs. LSU, 2014 (17-0)
 vs. Ole Miss, 2014 (30-0)
 Held three opponents scoreless in one season vs. Tulsa, 1982 (38-0)
 vs. TCU, 1982 (35-0)
 vs. Texas A&M, 1982 (35-0)
 Held an opponent scoreless in consecutive games vs. LSU, 2014 (17-0)
 vs. Ole Miss, 2014 (30-0)
 Held an SEC opponent scoreless vs. Ole Miss, 2014 (30-0)
 Held an SEC opponent scoreless in consecutive games vs. LSU, 2014 (17-0)
 vs. Ole Miss, 2014 (30-0)
 Held two SEC opponents scoreless in one season vs. LSU, 2014 (17-0)
 vs. Ole Miss, 2014 (30-0)
 Scored on the first offensive play of the game vs. Nicholls, 2014 (Hatcher - 82-yard rush)
 Scored on the first offensive series of the game vs. Arkansas-Pine Bluff, 2024 (JaQuinden Jackson 8-yard rush)
 Scored a two-point conversion passing at Alabama, 2023 (KJ Jefferson to Andrew Armstrong)
 Scored a two-point conversion rushing vs. Liberty, 2022 (Raheim Sanders)
 Had three players with 2 TDs in a game vs. Eastern Michigan, 2009 (Green - 2, Davis - 2 & Adams - 2)

THE LAST TIME ARKANSAS . . .

DEFENSE

Held opponent to 10 or fewer first downs: . . . vs. Arkansas-Pine Bluff, 2024 (10)
 Held opponent to 0 or fewer yards rushing: . . . vs. Wisconsin, 2007 (-5)
 Held opponent to 25 or fewer yards rushing: . . . vs. Arkansas-Pine Bluff, 2024 (7)
 Held opponent to 50 or fewer yards rushing: . . . vs. Kent State, 2023 (26)
 Held opponent to 50 or fewer yards passing: . . . vs. Vanderbilt, 2010 (36)
 Held opponent to 100 or fewer yards rushing: . . . vs. FIU, 2023 (76)
 Held opponent to 100 or fewer yards passing: . . . vs. Mississippi State, 2023 (85)
 Held opponent to 200 or fewer yards total offense: . . . vs. Arkansas-Pine Bluff, 2024 (130)
 Held opponent to 250 or fewer yards total offense: . . . vs. Mississippi State, 2023 (205)
 Held opponent to 300 or fewer yards total offense: . . . vs. BYU, 2023 (281)
 Intercepted 6+ passes: . . . vs. Ole Miss, 2020 (6)
 Intercepted 5+ passes: . . . vs. Ole Miss, 2020 (6)
 Intercepted 4+ passes: . . . vs. Western Carolina, 2023 (4)
 Intercepted 3+ passes: . . . vs. Western Carolina, 2023 (4)
 Forced 7+ turnovers: . . . vs. Ole Miss (7 - 6 INTs, 1 FUM)
 Forced 6+ turnovers: . . . vs. Ole Miss (7 - 6 INTs, 1 FUM)
 Forced 5+ turnovers: . . . vs. Western Carolina (5 - 4 INTs, 1 FUM)
 Forced 4+ turnovers: . . . vs. Western Carolina (5 - 4 INTs, 1 FUM)
 Scored a safety: . . . vs. Liberty, 2022
 Scored a touchdown: . . . vs. FIU, 2023 (Alfahiyim Walcott-INT)
 Scored two touchdowns: . . . vs. Ole Miss, 2020 (Jalen Catalon-INT, Grant Morgan-INT)
 Recorded 8+ sacks: . . . vs. Missouri State, 2022 (8)
 Recorded 7+ sacks: . . . vs. Kent State, 2023 (7)
 Recorded 6+ sacks: . . . vs. Kent State, 2023 (7)
 Recorded 5+ sacks: . . . at Alabama, 2023 (5)
 Recorded 4+ sacks: . . . vs. Arkansas-Pine Bluff, 2024 (4)
 Had 3 players with 10+ tackles . . . vs. Missouri, 2021
 . . . Bumper Pool (13), Grant Morgan (10), Hayden Henry (10)
 Had 3 players with 10+ tackles in consecutive games . . . vs. Tennessee, 2020
 . . . Bumper Pool (14), Grant Morgan (12), Jalen Catalon (12)
 . . . vs. LSU, 2020
 . . . Grant Morgan (19), Jalen Catalon (16), Bumper Pool (11)
 Had 3 players with 2.0+ sacks . . . vs. Missouri State, 2022
 . . . Jordan Domineck (2.5), Drew Sanders (2.0), Zach Williams (2.0)

SPECIAL TEAMS

Returned a punt for a TD: . . . vs. BYU, 2023 (Sategna - 88 yards)
 Returned two punts for TDs: . . . vs. Missouri State, 2011 (Adams - 61 yards, 69 yards)
 Returned a blocked punt for a TD: . . . vs. Eastern Michigan, 2009 (Armbrust - 1 yard)
 Returned a kickoff for a TD: . . . vs. Auburn, 2017 (Warren - 100)
 Returned a game-opening kickoff for a TD: . . . vs. Northern Illinois, 2014 (Marshall - 97)
 Returned a season-opening kickoff for a TD: . . . vs. Missouri State, 2009 (D. Johnson - 91 yards)
 Returned a blocked FG for a TD: . . . at Mississippi State, 2004 (Brown - 76 yards)
 Blocked one punt: . . . vs. Liberty, 2022 (Quincey McAdoo)
 Punted 10+ times: . . . at Auburn, 2016 (10)
 Did not punt: . . . vs. Arkansas-Pine Bluff (2024)
 Had a punt blocked: . . . at Missouri, 2022 (Dameon Wilson)
 Scored on a fake punt . . . vs. Texas A&M, 2014 (Sam Irwin-Hill - 51 yard rush)
 Blocked a field goal . . . at Auburn, 2022 (Landon Jackson)
 Scored on a fake field goal . . . at Alabama, 2021 (Reid Bauer 32-yard pass to Blake Kern)
 Had a field goal blocked: . . . vs. LSU, 2020 (Jay Ward)
 Blocked a PAT kick: . . . vs. Eastern Illinois, 2018 (Bumper Pool)
 Missed a kicking PAT: . . . at Missouri, 2020 (A.J. Reed)
 Had a kicking PAT blocked: . . . at Missouri, 2020 (Chris Turner)
 Recovered an onside kick . . . vs. Alabama, 2022 (Jake Bates)

MISCELLANEOUS

Had 35+ first downs: . . . at Ole Miss, 2021 (39)
 Had 30+ first downs: . . . vs. Arkansas-Pine Bluff, 2024 (34)
 Had 25+ first downs: . . . at LSU, 2023 (25)
 Had 20+ first downs: . . . vs. FIU, 2023 (24)
 Had 20+ passing first downs: . . . vs. Arkansas-Pine Bluff, 2024 (22)
 Had 20+ rushing first downs: . . . vs. South Carolina, 2022 (20)
 Had 15+ penalties: . . . vs. Air Force, 1975 (17)
 Had 10+ penalties: . . . at Ole Miss, 2023 (10)
 Had no penalties: . . . vs. Texas A&M, 2023
 Had 100+ yards in penalties: . . . vs. BYU, 2023 (125)
 Had 35 minutes+ of possession time: . . . vs. BYU, 2023 (35:10)
 Was involved in an overtime game: . . . at Florida, 2023 (W, 39-36 OT)
 Defeated a ranked opponent . . . vs. No. 14 Ole Miss, 2022 (42-27)
 Defeated a ranked opponent on the road . . . at No. 16 Mississippi State, 2020 (21-14)
 Defeated ranked opponents in consecutive games . . . at No. 18 Ole Miss, 2015 (53-52, OT)
 . . . at No. 9 LSU, 2015 (31-14)
 Won game on final offensive play: . . . at Florida, 2023 (KJ Jefferson 4-yd pass to T. Broden)
 Zero sacks allowed in a game: . . . vs. Arkansas-Pine Bluff, 2024
 Zero sacks allowed in consecutive games: . . . vs. Toledo, 2015
 . . . vs. Texas Tech, 2015
 Zero sacks allowed in three consecutive games: . . . vs. UTEP, 2015
 . . . vs. Toledo, 2015
 . . . vs. Texas Tech, 2015
 Came back from 15+ points down to win: . . . vs. Missouri State, 2022 (down 17 - won 38-27)
 Recorded more points than plays: . . . vs. UT Martin, 2015 (63 points, 56 plays)

THE LAST TIME AN ARKANSAS PLAYER . . .

RUSHING

Rushed 40+ times:	DeCori Birmingham at Kentucky, 2003 (40)
Rushed 35+ times:	Michael Smith at Kentucky, 2008 (35)
Rushed 30+ times:	Alex Collins vs. Missouri, 2015 (30)
Rushed 25+ times:	Trelon Smith at Missouri, 2020 (26)
Rushed for 300+ yards:	Darren McFadden vs. South Carolina, 2007 (321)
Rushed for 250+ yards:	Darren McFadden vs. South Carolina, 2007 (321)
Rushed for 200+ yards:	Raheim Sanders vs. Ole Miss, 2022 (232)
Rushed for 175+ yards:	Raheim Sanders vs. Ole Miss, 2022 (232)
Rushed for 150+ yards:	Raheim Sanders vs. Ole Miss, 2022 (232)
Rushed for 125+ yards:	KJ Jefferson vs. Kansas, 2022 (130)
Rushed for 100+ yards:	JaQuinden Jackson vs. Arkansas-Pine-Bluff, 2024 (108)
Rushed for 100+ yards as a true freshman in his first career game:	Chase Hayden vs. Florida A&M, 2017 (120)
Rushed for 100+ yards (quarterback):	KJ Jefferson vs. Kansas, 2022 (130)
Rushed for 150+ yards in consecutive games:	Raheim Sanders at BYU, 2022 (175) at Auburn, 2022 (171)
Rushed for 100+ yards in consecutive games:	Raheim Sanders at BYU, 2022 (175) at Auburn, 2022 (171)
Rushed for 5+ touchdowns:	Alex Collins vs. UT Martin, 2015 (5)
Rushed for 4+ touchdowns:	Rawleigh Williams III at Mississippi State, 2016 (4)
Rushed for 3+ touchdowns:	Raheim Sanders at Ole Miss, 2022 (3)
Rushed for 3+ touchdowns (quarterback):	KJ Jefferson at Ole Miss, 2021 (3)
Rushed for 2+ touchdowns:	JaQuinden Jackson and Taylen Green vs. Arkansas-Pine Bluff, 2024 (2)
Had three players rush for touchdowns:	KJ Jefferson (2), Rashod Dubinion (2), AJ Green (1) vs. Kansas, 2022
Had four players rush for touchdowns:	Sanders (2), Jefferson (1), Green (1), Dubinion (1) vs. S. Carolina, 2022
Had 5+ players rush for touchdowns:	J. Jackson (2), Green (1), Reed (1), Singleton (1), Russell (1), Hill (1)
Had a run of 80+ yards:	Trelon Smith at Florida, 2020 (83)
Had a run of 70+ yards:	Raheim Sanders at Auburn, 2022 (76)
Had a run of 60+ yards:	Jacolby Criswell vs. Auburn, 2023 (60)
Had a run of 50+ yards:	Jacolby Criswell vs. Auburn, 2023 (60)
Had 2 TD runs of 50+ yards:	Rakeem Boyd vs. Western Kentucky, 2019 (86, 76)
Had multiple players with a run of 50+ yards:	Rawleigh Williams III (72) & Dewwah Whaley (50) at Mississippi State, 2016

PASSING

Passed for 500+ yards:	Tyler Wilson vs. Texas A&M, 2011 (510)
Passed for 450+ yards:	Tyler Wilson vs. Texas A&M, 2011 (510)
Passed for 400+ yards:	Austin Allen vs. Alabama, 2016 (400)
Passed for 350+ yards:	KJ Jefferson at BYU, 2022 (367)
Passed for 300+ yards:	KJ Jefferson at BYU, 2022 (367)
Passed for 250+ yards:	KJ Jefferson at Florida, 2023 (255)
Passed for 200+ yards:	Taylen Green vs. Arkansas-Pine Bluff, 2024 (229)
Attempted 50+ passes:	Nick Starkel vs. San Jose State, 2019 (50)
Attempted 45+ passes:	Nick Starkel vs. San Jose State, 2019 (50)
Attempted 35+ passes:	KJ Jefferson at Ole Miss, 2023 (39)
Attempted 30+ passes:	KJ Jefferson at Florida, 2023 (31)
Completed 25+ passes:	KJ Jefferson at Ole Miss, 2022 (25)
Completed 20+ passes:	KJ Jefferson at Florida, 2023 (20)
Threw 7+ touchdown passes:	Brandon Allen vs. Mississippi State, 2023 (7)
Threw 6+ touchdown passes:	Brandon Allen vs. Mississippi State, 2023 (7)
Threw 5+ touchdown passes:	KJ Jefferson at BYU, 2022 (5)
Threw 4+ touchdown passes:	KJ Jefferson at BYU, 2022 (5)
Threw 3+ touchdown passes:	KJ Jefferson vs. FIU, 2023 (3)
Threw 2+ touchdown passes:	Taylen Green vs. Arkansas-Pine Bluff, 2024 (2)
Threw 2+ touchdown passes in consecutive games:	KJ Jefferson at Ole Miss, 2023 (2) at Alabama, 2023 (2)
Threw 5+ interceptions:	Nick Starkel vs. San Jose State, 2019 (5)
Threw 4+ interceptions:	Nick Starkel vs. San Jose State, 2019 (5)
Threw 3+ interceptions:	Nick Starkel at Alabama, 2019 (3)
Completed pass for 90+ yards:	KJ Jefferson vs. Georgia Southern, 2021 (91)
Completed pass for 80+ yards:	KJ Jefferson vs. Texas A&M, 2021 (85)
Completed pass for 70+ yards:	KJ Jefferson vs. Missouri State, 2022 (73)
Completed pass for 60+ yards:	KJ Jefferson vs. Western Carolina, 2023 (65)
Completed pass for 50+ yards:	KJ Jefferson vs. Western Carolina, 2023 (65)

RECEIVING

Caught 10+ passes:	Treyton Burks at Missouri, 2020 (10)
Caught 9+ passes:	Andrew Armstrong vs. BYU, 2023 (9)
Caught 8+ passes:	Andrew Armstrong at Ole Miss, 2023 (8)
Caught 7+ passes:	Ty Washington at Ole Miss, 2023 (7)
Caught 10+ passes in consecutive games:	Cobi Hamilton vs. Tulsa, 2012 (11) vs. Ole Miss, 2012 (12)
Had 300+ yards receiving:	Cobi Hamilton vs. Rutgers, 2012 (303)
Had 200+ yards receiving:	Treyton Burks at Missouri, 2020 (206)
Had 175+ yards receiving:	Treyton Burks at Alabama, 2021 (179)
Had 150+ yards receiving:	Treyton Burks at Alabama, 2021 (179)
Had 100+ yards receiving:	Andrew Armstrong at Florida, 2023 (103)
Had 100+ yards receiving in consecutive games:	Treyton Burks at Alabama, 2021 (179) vs. Missouri, 2021 (129)
Had 100+ yards receiving (tight end):	Luke Hasz at LSU, 2023 (116)
Caught 3+ TD passes:	Matt Landers at BYU, 2022 (3)
Caught 2+ TD passes:	Ty Washington at Ole Miss, 2023 (2)
Caught 2+ TD passes (tight end):	Ty Washington at Ole Miss, 2023 (2)
2+ tight ends caught TD passes:	Hunter Henry (2) & Jeremy Sprinkle (3) vs. Mississippi State, 2015

TOTAL OFFENSE

Had 450+ yards total offense:	Tyler Wilson vs. Texas A&M, 2011 (481)
Had 400+ yards total offense:	KJ Jefferson vs. Kansas, 2022 (417)
Had 350+ yards total offense:	KJ Jefferson vs. Kansas, 2022 (417)
Had 300+ yards total offense:	Taylen Green vs. Arkansas-Pine Bluff, 2024 (317)
Had 100 yards both passing and rushing:	KJ Jefferson vs. Kansas, 2022 (287 passing, 130 rushing)

SCORING

Accounted for 6+ touchdowns:	KJ Jefferson at Ole Miss, 2021 (6)
Accounted for 5+ touchdowns:	KJ Jefferson at BYU, 2022 (5)
Accounted for 4+ touchdowns:	Taylen Green vs. Arkansas-Pine Bluff, 2024 (4)
Accounted for 3+ touchdowns:	KJ Jefferson vs. FIU, 2023 (3)
Scored 4+ touchdowns:	Rawleigh Williams III at Mississippi State, 2016 (5)
Scored 3+ touchdowns:	Raheim Sanders vs. Ole Miss, 2022 (3)
Scored 2+ touchdowns:	Taylen Green, JaQuinden Jackson vs. Arkansas-Pine Bluff, 2024 (2)
Multiple players score 2+ touchdowns:	Taylen Green (2), JaQuinden Jackson (2) vs. Arkansas-Pine Bluff, 2024

DEFENSE

Intercepted 3+ passes:	Hudson Clark vs. Ole Miss, 2020 (3)
Intercepted 2+ passes:	Alfahiym Walcott vs. FIU, 2023 (2)
Intercepted passes in consecutive games:	Dwight McGlothern vs. Kansas, 2022 (1) vs. Western Carolina, 2023 (1)
Recovered 2+ fumbles:	Chevin Calloway vs. Eastern Illinois, 2018 (2)
Forced 2+ fumbles:	Drew Sanders vs. South Carolina, 2022 (2)
Recorded 5+ sacks:	Wayne Martin vs. Ole Miss, 1988 (5.0)
Recorded 3+ sacks:	Landon Jackson at Alabama, 2023 (3.5-24)
Recorded 2+ sacks:	Landon Jackson at Alabama, 2023 (3.5-24)
Recorded 5+ tackles for loss:	Jermaine Brooks vs. Auburn, 2001 (5-16)
Recorded 3+ tackles for loss:	Landon Jackson vs. BYU, 2023 (3.0-13)
Recorded 20+ tackles:	Bumper Pool at Mississippi State, 2020 (20)
Recorded 10+ tackles:	Chris Paul Jr. vs. Mississippi State, 2023 (12)
Recorded 10+ tackles in back-to-back games:	Jaheim Thomas at Ole Miss, 2023 (11) at Alabama, 2023 (10)
Recorded 10+ tackles in three straight games:	Jaheim Thomas vs. Kent State, 2023 (12) vs. BYU, 2023 (10) at LSU, 2023 (13)
Recorded 15+ tackles in back-to-back games:	Grant Morgan (2020) at Florida (15) vs. LSU (19)
Recorded 15+ tackles two+ times in one season:	Grant Morgan (2020) at Mississippi State (15) vs. Ole Miss (19) at Florida (15)
Returned an interception for a touchdown:	Alfahiym Walcott (33) vs. FIU, 2023
Returned a fumble for a touchdown:	Jaylon Braxton (33) at Florida, 2023

SPECIAL TEAMS

Returned a kickoff for a TD:	De'Vion Warren vs. Auburn, 2017 (100 yards)
Returned a Punt for a TD:	Isaiah Sategna vs. BYU, 2023 (88 yards)
Scored 10+ points kicking:	Cam Little at Florida, 2023 (15)
Made 5+ field goals:	Kendall Trainor vs. Texas A&M, 1988 (5)
Made 4+ field goals:	Cam Little at Florida, 2023 (4)
Made two field goals of 50+ yards:	Cam Little vs. Texas A&M, 2023 (52, 50)
Made one field goal of 50+ yards:	Cam Little at Alabama, 2023 (55)
Kicked a punt of 70+ yards:	Max Fletcher vs. Auburn, 2023 (71)
Kicked a punt of 60+ yards:	Max Fletcher vs. Mississippi State, 2023 (62)
Punted 10+ times:	Toby Baker at Auburn, 2016 (10)
Totaled 175+ kick return yards:	DeCori Birmingham vs. Alabama, 2002 (197)
Totaled 150+ kick return yards:	Dennis Johnson at Texas, 2008 (150)
Totaled 100+ kick return yards:	Isaiah Sategna vs. FIU, 2023 (100)
Totaled 100+ punt return yards:	Bryce Stephens vs. Missouri State, 2022 (105)
Totaled 50+ punt return yards:	Isaiah Sategna vs. BYU, 2023 (95)

THE LAST TIME AN OPPONENT ...

RUSHING

Had 500+ yards rushing: at Auburn, 2016 (543)
 Had 400+ yards rushing: Ole Miss, 2022 (463)
 Had 300+ yards rushing: Auburn, 2023 (354)
 Had 200+ yards rushing: Missouri, 2023 (258)
 Had 70+ rushing attempts: at Mississippi State, 2010 (70)
 Had 60+ rushing attempts: Missouri, 2017 (60)
 Had 50+ rushing attempts: Auburn, 2023 (55)
 Had 7+ rushing TDs: at Auburn, 2016 (7)
 Had 6+ rushing TDs: Alabama, 2020 (6)
 Had 5+ rushing TDs: Alabama, 2022 (5)
 Had 4+ rushing TDs: Alabama, 2022 (5)

PASSING

Had 500+ yards passing: vs. Kansas, 2022 (544)
 Had 400+ yards passing: vs. Kansas, 2022 (544)
 Had 300+ yards passing: at LSU, 2023 (320)
 Had 200+ yards passing: FIU, 2023 (265)
 Had 60+ pass attempts: at Mississippi State, 2020 (60)
 Had 50+ pass attempts: vs. Kansas, 2022 (56)
 Had 40+ pass attempts: at Florida, 2023 (42)
 Had 30+ pass attempts: FIU, 2023 (36)
 Had 40+ pass completions: at Mississippi State, 2020 (43)
 Had 30+ pass completions: vs. Kansas, 2022 (37)
 Had 25+ pass completions: at Florida, 2023 (26)
 Had 20+ pass completions: FIU, 2023 (21)
 Had 6+ passing TDs: at Florida, 2020 (6)
 Had 5+ passing TDs: vs. Kansas, 2022 (5)
 Had 4+ passing TDs: at LSU, 2023 (4)
 Had 3+ passing TDs: at Florida, 2023 (3)

RECEIVING

Had two players with 100-yards receiving in a game: at LSU, 2023
 (Brian Thomas Jr. - 133, Malik Nabers - 130)
 Had 4+ players catch 5+ passes: at Missouri, 2020
 (Keke Chism - 6, B. Banister 6, Damon Hazelton - 5, Tauski Dove - 5)
 Had 3+ players catch 5+ passes: vs. Kansas, 2022
 (Luke Grimm - 10, Lawrence Arnold - 8, Mason Fairchild - 6)
 Had 10+ players catch a pass Western Carolina, 2023 (12)
 Had 8+ players catch a pass vs. Texas A&M, 2023 (9)

TOTAL OFFENSE

Had 700+ yards total offense: Ole Miss, 2022 (703)
 Had 650+ yards total offense: Ole Miss, 2022 (703)
 Had 600+ yards total offense: vs. Kansas, 2022 (603)
 Had 550+ yards total offense: vs. Kansas, 2022 (603)
 Had 500+ yards total offense: Auburn, 2023 (517)
 Had 400+ yards total offense: Auburn, 2023 (517)
 Had 100+ plays total offense: at Missouri, 2017 (102)
 Had 90+ plays total offense: vs. Kansas, 2022 (90)
 Had 80+ plays total offense: vs. Kansas, 2022 (90)
 Had 75+ plays total offense: Auburn, 2023 (76)

SCORING

Scored 70+ points: at Southern California, 2005 (70)
 Scored 60+ points: at Florida, 2020 (63)
 Scored 50+ points: vs. Kansas, 2022 (53)
 Scored 40+ points: Missouri, 2023 (48)
 Scored 30+ points: Missouri, 2023 (48)
 Scored a two-point conversion rushing: at Alabama, 2021
 Scored a two-point conversion passing: vs. Kansas, 2022
 Failed on a two-point conversion attempt: vs. Kansas, 2022

TURNOVERS

Had 5+ fumbles: Eastern Illinois, 2018 (6, lost 5)
 Had 4+ fumbles lost: Eastern Illinois, 2018 (5)
 Had 3+ fumbles lost: Eastern Illinois, 2018 (5)
 Committed 7+ turnovers: Ole Miss, 2020 (7)
 Committed 6+ turnovers: Ole Miss, 2020 (7)
 Committed 5+ turnovers: Western Carolina, 2023 (5)
 Intercepted 8+ Arkansas passes: at SMU, 1951 (8)
 Intercepted 7+ Arkansas passes: at SMU, 1951 (8)
 Intercepted 6+ Arkansas passes: North Texas, 2018 (6)
 Intercepted 5+ Arkansas passes: San Jose State, 2019 (5)
 Intercepted 4+ Arkansas passes: San Jose State, 2019 (5)
 Intercepted 3+ Arkansas passes: Georgia, 2020 (3)
 Returned an interception for a touchdown: vs. Texas A&M, 2023
 Returned a fumble for a touchdown: Missouri, 2023

DEFENSE

Held Arkansas to 10 or fewer first downs: Auburn, 2023 (10)
 Recorded 9+ sacks: vs. Oklahoma, 2001 (9.0-55)
 Recorded 8+ sacks: Alabama, 2020 (8.0-49)
 Recorded 7+ sacks: vs. Texas A&M, 2023 (7.0-41)
 Recorded 6+ sacks: vs. Texas A&M, 2023 (7.0-41)
 Recorded 5+ sacks: Missouri, 2023 (5.0-53)
 Scored a safety Georgia, 2020
 Held Arkansas to 50 or fewer yards rushing: at Ole Miss, 2023 (36)
 Held Arkansas to 25 or fewer yards rushing: LSU, 2018 (16)
 Held Arkansas to 100 or fewer yards passing: Missouri, 2023 (98)
 Held Arkansas to 50 or fewer yards passing: South Carolina, 2013 (30)
 Held Arkansas to 300 or less yards total offense: Missouri, 2023 (225)
 Held Arkansas to 200 or less yards total offense: Mississippi State, 2023 (200)
 Held Arkansas to 100 or fewer yards both rushing & passing: Georgia, 2021 (Rush - 75, Pass - 87)

SPECIAL TEAMS

Returned a punt for a TD: Auburn, 2023
 Returned a kickoff for a TD: vs. Texas A&M, 2018
 Punted 10+ times: Georgia Southern, 2021 (10)
 Punted 10+ times in consecutive games North Texas, 2007 (10)
 Chattanooga, 2007 (12)
 Did not punt: Alabama, 2018
 Missed a kicking PAT: FIU, 2023
 Missed two kicking PATs: at LSU, 2017
 Blocked a field goal: LSU, 2020
 Blocked a punt: at Missouri, 2022

MISCELLANEOUS

Had 30+ first downs: Auburn, 2023 (32)
 Had 10+ penalties: Missouri, 2022 (10)
 Had 100+ yards in penalties: Ole Miss, 2022 (116)
 Had 35+ minutes of possession time: Auburn, 2023 (38:15)
 Had 40+ minutes of possession time: LSU, 2020 (41:43)
 Had two 100-yard rushers and one 100-yard receiver: Ole Miss, 2022
 (Quinshon Judkins - 214 rushing, Zach Evans - 207 rushing & Malik Heath - 140 receiving)
 Had one 100-yard rusher and one 100-yard receiver: at Missouri, 2021
 (Brady Cook - 138 rushing & Dominic Lovett - 130 receiving)
 Had one 100-yard rusher and two 100-yard receivers: at Alabama, 2021
 (Brian Robinson Jr. - 122 rushing, Jameson Williams - 190 receiving & John Metchie - 173 receiving)

LAST TIME AN INDIVIDUAL OPPONENT . . .

INDIVIDUAL RUSHING

Rushed 40+ times: Tyler Badie (41), Missouri (2021)
 Rushed 35+ times: Tyler Badie (41), Missouri (2021)
 Rushed 30+ times: Tyler Badie (41), Missouri (2021)
 Rushed for 200+ yards: Cody Schrader (217), Missouri (2023)
 Rushed for 175+ yards: Cody Schrader (217), Missouri (2023)
 Rushed for 150+ yards: Cody Schrader (217), Missouri (2023)
 Rushed for 125+ yards: Cody Schrader (217), Missouri (2023)
 Rushed for 100+ yards: Cody Schrader (217), Missouri (2023)
 Rushed for 4+ touchdowns: Nick Fitzgerald (4), Mississippi State (2016)
 Rushed for 3+ touchdowns: Snoop Conner (3), at Ole Miss (2021)
 Had a run of 80+ yards: Justin Tomlin (76), Georgia Southern (2021)
 Had a run of 70+ yards: Jahmyr Gibbs (76, 72), Jalen Milroe (77), Alabama (2022)
 Had a run of 60+ yards: Quinshon Judkins (60), Ole Miss (2022)
 Had a run of 50+ yards: Quinshon Judkins (60), Ole Miss (2022)

INDIVIDUAL PASSING

Passed for 500+ yards: Jalon Daniels (544), vs. Kansas (2022)
 Passed for 450+ yards: Jalon Daniels (544), vs. Kansas (2022)
 Passed for 400+ yards: Jalon Daniels (544), vs. Kansas (2022)
 Passed for 300+ yards: Jayden Daniels (320), at LSU (2023)
 Attempted 60+ passes: Kolton Browning (67), Louisiana-Monroe (2012)
 Attempted 50+ passes: Jalon Daniels (55), vs. Kansas (2022)
 Attempted 40+ passes: Graham Mertz (42), at Florida (2023)
 Completed 40+ passes: K.J. Costello (43), at Mississippi State (2020)
 Completed 30+ passes: Jalon Daniels (37), vs. Kansas (2022)
 Completed 20+ passes: Graham Mertz (26), at Florida (2023)
 Threw 6+ touchdown passes: Kyle Trask (6), at Florida (2020)
 Threw 5+ touchdown passes: Jalon Daniels (5), vs. Kansas (2022)
 Threw 4+ touchdown passes: Jayden Daniels (4), at LSU (2023)
 Threw 3+ touchdown passes: Payton Thorne (3), Auburn (2023)
 Completed a pass for 90+ yards: Trevor Knight (92), Texas A&M (2016)
 Completed a pass for 80+ yards: Kellen Mond (81), Texas A&M (2017)
 Completed a pass for 70+ yards: Jalen Milroe (79), at Alabama (2023)
 Completed a pass for 60+ yards: Jalen Milroe (79), at Alabama (2023)

INDIVIDUAL RECEIVING

Caught 15+ passes: Willie Goshua (17), Auburn (1995)
 Caught 10+ passes: Luke Grimm (10), vs. Kansas (2022)
 Caught 7+ passes: Eugene Wilson III (8), at Florida (2023)
 Had 200+ yards receiving: Jamayel Smith (208), Mississippi State (2007)
 Had 150+ yards receiving: Luke Grimm (167), vs. Kansas (2022)
 Had 100+ yards receiving: Brian Thomas Jr. (133), Malik Nabers (130), at LSU (2023)
 Caught 3+ TD passes: Jameson Williams (3), at Alabama (2021)
 Caught 2+ TD passes: Brett Norfleet (2), Missouri (2023)

INDIVIDUAL TOTAL OFFENSE

Had 500+ yards total offense: Jalon Daniels (565; Pass - 544, Rush - 21), vs. Kansas (2022)
 Had 400+ yards total offense: Jalon Daniels (565; Pass - 544, Rush - 21), vs. Kansas (2022)
 Had 300+ yards total offense: Jayden Daniels (356; Pass - 320, Rush - 36), at LSU (2023)
 Had 100 yards both passing and rushing: Brady Cook (380; Pass - 242, Rush - 138), at Auburn (2022)

INDIVIDUAL SCORING

Accounted for 6+ touchdowns: Jalon Daniels vs. Kansas, 2022 (6)
 Accounted for 5+ touchdowns: Jalon Daniels vs. Kansas, 2022 (6)
 Accounted for 4+ touchdowns: Payton Thorne vs. Auburn, 2023 (4)
 Scored 4+ touchdowns: Peyton Barber vs. Auburn, 2015 (4)
 Scored 3+ touchdowns: Puka Nacua at BYU, 2022 (3)

INDIVIDUAL DEFENSE

Intercepted 3+ passes: Minkah Fitzpatrick (3), Alabama (2016)
 Intercepted 2+ passes: Richard LeCounte (2), Georgia (2020)
 Recorded 3+ sacks: Jalen McLeod (3.0), Auburn (2023)
 Recorded 2+ sacks: Jalen McLeod (3.0), Auburn (2023)

SPECIAL TEAMS

Kicked 5+ field goals: Harrison Mevis (5-5), at Missouri (2020)
 Kicked 4+ field goals: Wyatt Bryan (4-4), at Colorado State (2018)
 Returned a punt for a TD: Keionte Scott (74), Auburn (2023)
 Returned a kick for a TD: Jashaun Corbin (100), vs. Texas A&M (2018)

GAME 2: OSU

ARKANSAS BIG PLAYS FROM SCRIMMAGE

Opponent	Rushing					Passing				
	10-19	20-29	30-39	40-49	50+	15-19	20-29	30-39	40-49	50+
UAPB	3	0	2	1	0	6	5	1	0	0
at Oklahoma State										
UAB										
at Auburn										
vs. Texas A&M										
Tennessee										
LSU										
at Mississippi State										
Ole Miss										
Texas										
Louisiana Tech										
at Missouri										
Totals	3	0	2	1	0	6	5	1	0	0

OPPONENT BIG PLAYS FROM SCRIMMAGE

Opponent	Rushing					Passing				
	10-19	20-29	30-39	40-49	50+	15-19	20-29	30-39	40-49	50+
UAPB	1	0	0	0	0	4	1	0	0	0
at Oklahoma State										
UAB										
at Auburn										
vs. Texas A&M										
Tennessee										
LSU										
at Mississippi State										
Ole Miss										
Texas										
Louisiana Tech										
at Missouri										
Totals	1	0	0	0	0	4	1	0	0	0

FIRST DOWN GAME LOG

Arkansas					Opponents				
Opponent	Rush	Pass	Penalty	Total	Opponent	Rush	Pass	Penalty	Total
UAPB	12	22	0	34	UAPB	3	6	1	10
at Oklahoma State					at Oklahoma State				
UAB					UAB				
at Auburn					at Auburn				
vs. Texas A&M					vs. Texas A&M				
Tennessee					Tennessee				
LSU					LSU				
at Mississippi State					at Mississippi State				
Ole Miss					Ole Miss				
Texas					Texas				
Louisiana Tech					Louisiana Tech				
at Missouri					at Missouri				
TOTAL	12	22	0	34	TOTAL	3	6	1	10

TURNOVER CHART

Opponent	Takeaways				Pts Off	Giveaways			
	Fumbles	Interceptions	Total			Fumbles	Interceptions	Total	Points Off
UAPB	0	0	0		0	0	0	0	--
at Oklahoma State									
UAB									
at Auburn									
vs. Texas A&M									
Tennessee									
LSU									
at Mississippi State									
Ole Miss									
Texas									
Louisiana Tech									
at Missouri									
TOTAL	0	0	0	0	0	0	0	0	0

GAME 2: OSU

DRIVE SUPERLATIVES

Longest Drive

By No. of Plays
By No. of Yards
By Time of Possession

Arkansas

12 (86 yards, 10:17) vs. UAPB, TD
90 (10 plays, 3:35) vs. UAPB, TD
10:17 (12 plays, 86 yards) vs. UAPB, TD

Opponents

8 plays 2x (20 yards, 4:03) vs. UAPB, punt
29 yards (8 plays, 3:55) vs. UAPB, punt
6:29 (3 plays, 2 yards) vs. UAPB, punt

Shortest Drive

By No. of Plays
By No. of Yards
By Time of Possession

Arkansas

3 (60 yards, 1:11) vs. UAPB, TD
40 2x (7 plays, 2:05) vs. UAPB, TD
1:11 (3 plays, 60 yards) vs. UAPB, TD

Opponents

1 2x (2 yards, 0:36) vs. UAPB, end of game
-4 (3 plays, 1:31) vs. UAPB, punt
0:36 (1 play, 2 yards) vs. UAPB, end of game

Scoring Drive Breakdown

Yardage	ARKANSAS		OPPONENT	
	TD	FG	TD	FG
No drive	-	-	-	-
Neg. Yards	-	-	-	-
0-9	-	-	-	-
10-19	-	-	-	-
20-29	-	-	-	-
30-39	-	-	-	-
40-49	2	-	-	-
50-59	-	-	-	-
60-69	4	-	-	-
70-79	1	-	-	-
80-89	2	-	-	-
90-99	1	-	-	-
TOTALS	10	-	-	-

Game-Opening Drives

OPP	ARKANSAS			OPPONENTS		
	PTS	1STS	YDS	PTS	1STS	YDS
UAPB	7	3	66	0	0	-4
at Oklahoma St.						
UAB						
at Auburn						
vs. Texas A&M						
Tennessee						
LSU						
at Miss. State						
Ole Miss						
Texas						
Louisiana Tech						
at Missouri						
TOTALS	7	3	66	0	0	-4

Second Half-Opening Drives

OPP	ARKANSAS			OPPONENTS		
	PTS	1STS	YDS	PTS	1STS	YDS
UAPB	7	3	67	0	0	2
at Oklahoma St.						
UAB						
at Auburn						
vs. Texas A&M						
Tennessee						
LSU						
at Miss. State						
Ole Miss						
Texas						
Louisiana Tech						
at Missouri						
TOTALS	7	3	67	0	0	2

Three & Out Drives

	ARKANSAS	OPPONENT
	THREE-&-OUTS/DRIVES	THREE-&-OUTS/DRIVES
UAPB	0/10 (0%)	4/11 (36.4%)
at Oklahoma State	(0%)	(0%)
UAB	(0%)	(0%)
at Auburn	(0%)	(0%)
vs. Texas A&M	(0%)	(0%)
Tennessee	(0%)	(0%)
LSU	(0%)	(0%)
at Mississippi State	(0%)	(0%)
Ole Miss	(0%)	(0%)
Texas	(0%)	(0%)
Louisiana Tech	(0%)	(0%)
at Missouri	(0%)	(0%)
TOTALS	0/10 (0%)	4/11 (36.4%)

GAME 2: OSU

ARKANSAS DRIVE CHARTS

UAPB

Qtr.	Time	Start	Pl-Yds	TOP	Result
1st	14:54	ARK34	8-66	02:46	*TOUCHDOWN
1st	10:37	UAPB40	5-40	02:21	*TOUCHDOWN
1st	06:14	ARK40	3-60	01:11	*TOUCHDOWN
1st	03:17	UAPB40	7-40	02:05	*TOUCHDOWN
2nd	15:00	ARK35	6-65	02:54	*TOUCHDOWN
2nd	08:46	ARK19	6-81	03:09	*TOUCHDOWN
2nd	01:42	ARK23	7-77	01:33	*TOUCHDOWN
3rd	08:31	ARK33	6-67	02:18	*TOUCHDOWN
3rd	03:31	ARK14	12-86	10:17	*TOUCHDOWN
4th	04:11	ARK10	10-90	03:35	*TOUCHDOWN

OPPONENT DRIVE CHARTS

UAPB

Qtr.	Time	Start	Pl-Yds	TOP	Result
1st	12:08	UAPB25	3-(-4)	01:31	punt
1st	08:16	UAPB25	3-(-1)	02:02	punt
1st	05:03	UAPB25	3-0	01:46	punt
1st	01:12	UAPB25	4-8	01:12	punt
2nd	12:06	UAPB25	7-28	03:20	punt
2nd	05:37	UAPB25	8-29	03:55	punt
2nd	00:04	UAPB22	1-4	00:04	end of half
3rd	15:00	UAPB25	3-2	06:29	punt
3rd	06:13	UAPB25	5-20	02:42	punt
4th	08:14	UAPB25	8-20	04:03	punt
4th	00:36	UAPB25	1-2	00:36	end of game

GAME 2: OSU

RAZORBACKS BY POSITION

No.	Name	Ht.	Wt.	Cl.	Hometown (Previous School)
QB (5)					
3	Malachi Singleton	6-1	225	R-Fr.	Kennesaw, Ga. (North Cobb HS)
10	Taylen Green	6-6	230	R-Jr.	Lewisville, Texas (Lewisville HS/Boise State)
15	KJ Jackson	6-4	219	Fr.	Montgomery, Ala. (St. James School)
16	Blake Boda	6-4	216	R-Fr.	Daytona Beach, Fla. (Cocoa HS/Coastal Carolina)
19	Austin Ledbetter	6-1	206	R-Fr.	Bryant, Ark. (Bryant HS)

No.	Name	Ht.	Wt.	Cl.	Hometown (Previous School)
RB (9)					
0	Braylen Russell	6-1	253	Fr.	Benton, Ark. (Benton HS)
7	Rashod Dubinion	5-10	201	Jr.	Ellenwood, Ga. (Cedar Grove HS)
20	Rodney Hill	5-10	186	R-So.	Statesboro, Ga. (Bulloch Academy/Florida A&M)
21	Emmanuel Crawford	5-10	175	R-Fr.	Grove, Okla. (Grove HS)
22	Ja'Quinden Jackson	6-2	233	R-Sr.	Dallas, Texas (Duncanville HS/Utah)
24	JuJu Pope	6-0	213	Fr.	Pope, Miss. (South Panola HS)
26	Cade Fields	6-1	219	R-So.	Fayetteville, Ark. (Fayetteville HS/Ark. Tech)
28	Jezreel Bachert	6-1	216	R-So.	Big Sandy, Texas (Big Sandy HS)
29	Tyrell Reed Jr.	5-10	211	So.	Topeka, Kan. (Lawrence HS/Hutchinson CC)

No.	Name	Ht.	Wt.	Cl.	Hometown (Previous School)
WR (17)					
2	Andrew Armstrong	6-4	202	*R-Sr.	Dallas, Texas (Bishop Dunne HS/TAMUC)
4	Isaac TeSlaa	6-4	217	*Sr.	Hudsonville, Mich. (Unity Christian/Hillsdale)
5	Tyrone Broden	6-7	200	*R-Sr.	Detroit, Mich. (West Bloomfield HS/BGSU)
6	Isaiah Sategna	5-11	185	R-So.	Fayetteville, Ark. (Fayetteville HS)
11	Jordan Anthony	5-10	162	R-So.	Tylertown, Miss. (Tylertown HS/Texas A&M)
13	Rykar Acebo	6-4	200	R-So.	Jonesboro, Ark. (Jonesboro HS)
14	Bryce Stephens	6-0	189	R-Jr.	Oklahoma City, Okla. (John Marshall HS)
17	CJ Brown	6-1	193	Fr.	Bentonville, Ark. (Bentonville HS)
18	Krosse Johnson	5-10	185	Fr.	New Orleans, La. (Holy Cross School)
23	Zach Taylor	6-4	170	Fr.	Yoakum, Texas (Yoakum HS)
82	Monte Harrison	6-3	230	Fr.	Lee's Summit, Mo. (West HS)
83	Dazmin James	6-2	196	R-Fr.	Clayton, N.C. (Clayton HS)
85	Jace Petty	5-11	171	R-So.	Frisco, Texas (Frisco Independence HS)
86	Walker Catsavis	6-4	180	R-So.	Fort Smith, Ark. (Northside HS/Arkansas St.)
87	Kamron Bibby	6-2	187	R-So.	El Dorado, Ark. (El Dorado HS)
88	Davion Dozier	6-4	204	R-Fr.	Moody, Ala. (Moody HS)
89	Khafre Brown	6-0	203	*R-Sr.	Charlotte, N.C. (West Mecklenburg HS/USF)

No.	Name	Ht.	Wt.	Cl.	Hometown (Previous School)
TE (8)					
8	Ty Washington	6-4	249	R-So.	Leesburg, Ga. (Lee County HS)
9	Luke Hasz	6-3	241	So.	Bixby, Okla. (Bixby HS)
30	Var'keyes Gumms	6-3	245	R-Jr.	Houston, Texas (Dekaney HS/North Texas)
31	Spencer Henslee	6-5	248	R-Fr.	Humble, Texas (Atascocita HS)
41	Kyle Thompson (FB)	6-3	262	R-So.	Aledo, Texas (Aledo HS)
47	Maddox Lassiter	6-3	243	R-Fr.	Warren, Ark. (Warren HS)
80	Shamar Easter	6-5	228	R-Fr.	Ashdown, Ark. (Ashdown HS)
81	Andreas Paaske	6-6	265	Sr.	Copenhagen, Denmark (Søllerød Sr. Sport/E. Mich.)

No.	Name	Ht.	Wt.	Cl.	Hometown (Previous School)
OL (19)					
50	Kobe Branham	6-5	331	Fr.	Fort Smith, Ark. (Southside HS)
53	Ty'Kieast Crawford	6-5	324	*Sr.	Carthage, Texas (Carthage HS/Charlotte)
54	Keyshawn Blackstock	6-5	319	R-Jr.	Covington, Ga. (Newton HS/Michigan St.)
55	Fernando Carmona	6-5	322	R-Jr.	Las Vegas, Nev. (Las Vegas HS/San Jose St.)
56	Amaury Wiggins	6-3	306	R-Jr.	Pensacola, Fla. (Pine Forrest HS/Coffeyville CC)
57	Zuri Madison	6-3	314	Fr.	Lexington, Ky. (Douglass HS)
58	Tim Dawn	6-2	315	R-So.	Camden, Ark. (Camden Fairview HS/Baylor)
60	Jonas Nantze	6-5	291	Fr.	Springdale, Ark. (Shiloh Christian Academy)
62	Alex Johnson	6-3	289	Fr.	Little Rock, Ark. (Catholic HS)
63	Addison Nichols	6-5	329	R-So.	Norcross, Ga. (GAC School/Tennessee)
65	Aaron Smith	6-6	298	R-Fr.	Conway, Ark. (Conway HS)
67	Josh Street	6-6	316	R-Jr.	Bentonville, Ark. (Bentonville HS)
72	Joshua Braun	6-6	338	R-Sr.	Live Oak, Fla. (Suwanee HS/Florida)
73	Brooks Edmonson	6-4	313	R-So.	Bryant, Ark. (Bryant HS)
74	Luke Brown	6-6	315	R-Fr.	Paris, Tenn. (Paris HS)
75	Patrick Kutas	6-5	313	Jr.	Memphis, Tenn. (Christian Brothers HS)
76	E'Marion Harris	6-7	300	R-So.	Little Rock, Ark. (Joe T. Robinson HS)
78	Joe More	6-5	311	*R-Sr.	Franklin, Tenn. (Christ Pres. Academy/Syracuse)
79	Tommy Varhall	6-8	344	R-Jr.	Overland Park, Kan. (IMG Academy/Maryland)

RAZORBACKS BY POSITION

No.	Name	Ht.	Wt.	Cl.	Hometown (Previous School)
DB (23)					
1	Kee'yon Stewart	6-0	184	*R-Sr.	Houston, Texas (North Shore HS/TCU)
2	Selman Bridges	6-2	175	Fr.	Temple, Texas (Lake Belton HS)
3	Doneiko Slaughter	6-0	190	*Sr.	Roswell, Ga. (Roswell HS/Tennessee)
8	Jayden Johnson	6-2	205	Sr.	Cedartown, Ga. (Cedartown HS)
11	Jaylon Braxton	6-0	190	So.	Frisco, Texas (Lone Star HS)
13	Marquise Robinson	6-1	192	Sr.	Crosby, Miss. (Wilkinson County HS/S. Alabama)
15	Jaheim Singletary	6-2	187	R-So.	Jacksonville, Fla. (Riverside HS/Georgia)
16	Miguel Mitchell	6-1	222	Jr.	Oxford, Ala. (Oxford HS/Florida)
17	Hudson Clark	6-2	191	*R-Sr.	Dallas, Texas (Highland Park HS)
18	TJ Metcalf	6-1	200	So.	Birmingham, Ala. (Pinson Valley HS)
19	Dallas Young	6-0	196	R-Fr.	Gardendale, Ala. (Gardendale HS)
24	Tevis Metcalf	5-10	192	Fr.	Clay, Ala. (Clay-Chalkville HS)
25	Anthony Switzer	6-0	220	*R-Sr.	Marion, Ark. (Marion HS/Utah State)
26	Christian Ford	6-0	184	R-Fr.	McKinney, Texas (McKinney HS)
27	Ahkhari Johnson	5-11	186	Fr.	Texarkana, Texas (Pleasant Grove HS)
29	Jaden Allen	5-10	166	Fr.	Aledo, Texas (Aledo HS)
32	Landon Phipps	6-0	184	R-So.	Springdale, Ark. (Springdale HS)
33	Dylan Hasz	5-11	190	So.	Bixby, Okla. (Bixby HS)
34	Jabrae Shaw	5-10	190	R-Fr.	Pine Bluff, Ark. (Mills HS)
38	Anton Pierce	6-2	209	R-Fr.	Little Rock, Ark. (Mills HS)
39	Aidan McCowan	5-10	165	R-So.	Frisco, Texas (Frisco Independence HS)
47	Braylon Watson	6-2	200	R-So.	Malvern, Ark. (Malvern HS)
49	John Paul Pickens	6-0	186	R-So.	Jonesboro, Ark. (Jonesboro HS)

No.	Name	Ht.	Wt.	Cl.	Hometown (Previous School)
LB (15)					
7	Bradley Shaw	6-1	235	Fr.	Hoover, Ala. (Hoover HS)
10	Xavian Sorey Jr.	6-3	225	R-Jr.	Campbellton, Fla. (IMG Academy/Georgia)
14	Stephen Dix Jr.	6-1	234	R-Sr.	Orlando, Fla. (Dr. Phillips HS/Marshall)
20	Alex Sanford	6-1	225	So.	Oxford, Miss. (Oxford HS)
22	Brad Spence	6-2	238	So.	Houston, Texas (Klein Forest HS)
23	Carson Dean	6-4	234	R-Fr.	Frisco, Texas (Hebron HS)
28	Justin Logan	6-2	230	Fr.	Kennesaw, Ga. (Kell HS)
30	Larry Worth III	6-4	224	Jr.	Jacksonville, Fla. (Baldwin HS/Jacksonville St.)
35	Brooks Yurachek	6-1	225	R-Fr.	Fayetteville, Ark. (Fayetteville HS/Wake Forest)
42	Wyatt Simmons	6-1	224	Fr.	Searcy, Ark. (Harding Academy)
43	Brooks Both	6-0	232	R-Sr.	Harrison, Ark. (Harrison HS)
44	Kaden Henley	6-2	236	R-So.	Springdale, Ark. (Shiloh Christian Academy)
45	Preston Davis	5-11	221	Fr.	Little Rock, Ark. (LR Christian Academy)
48	Joseph Whitt	6-0	201	Fr.	Prosper, Texas (Prosper HS)
57	Mason Schueck	6-2	220	R-So.	Little Rock, Ark. (Pulaski Academy)

No.	Name	Ht.	Wt.	Cl.	Hometown (Previous School)
DL (16)					
0	Nico Davillier	6-4	271	Jr.	Maumelle, Ark. (Maumelle HS)
4	Anton Juncaj	6-3	272	*Sr.	Port Jervis, N.Y. (Minisink HS/Albany)
5	Cameron Ball	6-5	324	R-Jr.	Atlanta, Ga. (Tri-Cities HS)
6	Kavion Henderson	6-2	261	Fr.	Leeds, Ala. (Leeds HS)
9	Charlie Collins	6-5	261	Fr.	Pine Bluff, Ark. (Mills HS)
40	Landon Jackson	6-7	280	Sr.	Texarkana, Texas (Pleasant Grove HS/LSU)
50	Eric Gregory	6-4	320	*R-Sr.	Memphis, Tenn. (IMG Academy)
52	Donovan Whitten	6-3	248	R-Fr.	Arkadelphia, Ark. (Arkadelphia HS)
55	JJ Hollingsworth	6-3	264	R-So.	Greenland, Ark. (Greenland HS)
93	Keivie Rose	6-3	314	*R-Sr.	Henderson, Texas (Henderson HS/La. Tech)
94	Jon Hill	6-5	254	R-Jr.	Dumas, Ark. (Dumas HS)
95	Ian Geffrard	6-5	388	R-Fr.	Mableton, Ga. (Whitefield Academy)
96	Elijah Brown	6-3	376	So.	El Dorado, Ark. (Parkers Chapel HS)
97	Quincy Rhodes Jr.	6-6	280	So.	North Little Rock, Ark. (N. Little Rock HS)
98	Danny Saili	6-3	375	Jr.	Topeka, Kan. (Topeka HS/BYU)
99	Kaleb James	6-4	272	R-Fr.	Mansfield, Texas (Mansfield HS)

No.	Name	Ht.	Wt.	Cl.	Hometown (Previous School)
Specialists (8)					
30	Ashton Ngo (LS)	5-11	237	R-Jr.	Andover, Kan. (Andover HS/Hutchinson CC)
36	Matthew Shipley (K)	6-1	198	*Sr.	Liberty Hill, Texas (Liberty Hill HS/Hawai'i)
37	Devin Bale (P)	6-3	204	R-Jr.	La Jolla, Calif. (La Jolla HS/Northern Colorado)
39	Kyle Ramsey (K)	6-2	198	*R-Sr.	Missouri City, Texas (Ridgepoint HS/ACU)
45	Max Schmidly (LS)	6-3	211	R-Fr.	Charlotte, N.C. (Myers Park HS)
46	Charlie Von Der Meden (K)	6-0	180	Fr.	Tomball, Texas (Tomball HS)
90	Vito Calvaruso (K)	6-3	206	R-Sr.	Jefferson City, Mo. (Helias Catholic HS/Wisconsin)
95	Sam Dubwig (P)	6-3	231	Fr.	Cabot, Ark. (Cabot HS)

ALPHABETICAL ROSTER

No.	Name	Pos.
13	Rykar Acebo	WR
29	Jaden Allen	DB
11	Jordan Anthony	WR
2	Andrew Armstrong	WR
28	Jezreel Bachert	RB
37	Devin Bale	P
5	Cameron Ball	DL
87	Kamron Bibby	WR
54	Keyshawn Blackstock	OL
16	Blake Boda	QB
43	Brooks Both	LB
50	Kobe Branham	OL
72	Joshua Braun	OL
11	Jaylon Braxton	DB
2	Selman Bridges	DB
5	Tyrone Broden	WR
17	CJ Brown	WR
96	Elijah Brown	DL
89	Khafre Brown	WR
74	Luke Brown	OL
90	Vito Calvaruso	K
55	Fernando Carmona	OL
86	Walker Catsavis	WR
17	Hudson Clark	DB
9	Charlie Collins	DL
21	Emmanuel Crawford	WR
53	Ty'Kieast Crawford	OL
0	Nico Davillier	DL
45	Preston Davis	LB
58	Tim Dawn	OL
23	Carson Dean	LB
14	Stephen Dix Jr.	LB
88	Davion Dozier	WR
7	Rashod Dubinion	RB
95	Sam Dubwig	P
80	Shamar Easter	TE
73	Brooks Edmonson	OL
26	Cade Fields	RB
26	Christian Ford	DB
95	Ian Geffrard	DL
10	Taylen Green	QB
50	Eric Gregory	DL
30	Var'Keyes Gumms	TE
76	E'Marion Harris	OL
82	Monte Harrison	WR
33	Dylan Hasz	DB
9	Luke Hasz	TE
6	Kavion Henderson	DL
44	Kaden Henley	LB
31	Spencer Henslee	TE
94	Jon Hill	DL
20	Rodney Hill	RB
55	JJ Hollingsworth	DL
22	Ja'Quinden Jackson	RB
15	KJ Jackson	QB
40	Landon Jackson	DL
83	Dazmin James	WR
99	Kaleb James	DL
27	Ahkhari Johnson	DB
62	Alex Johnson	OL
8	Jayden Johnson	DB
18	Krosse Johnson	WR
4	Anton Juncaj	DL
75	Patrick Kutas	OL
47	Maddox Lassiter	TE
19	Austin Ledbetter	QB
28	Justin Logan	LB
57	Zuri Madison	OL
39	Aidan McCowan	DB
24	Tevis Metcalf	DB
18	TJ Metcalf	DB
16	Miguel Mitchell	DB

NUMERICAL ROSTER

No.	Name	Pos.	Ht.	Wt.	Class	Exp.	Hometown (Previous School)
0	Nico Davillier	DL	6-4	271	Jr.	2L	Maumelle, Ark. (Maumelle HS)
0	Braylen Russell	RB	6-1	253	Fr.	HS	Benton, Ark. (Benton HS)
1	Kee'yon Stewart	DB	6-0	184	*R-Sr.	1L	Houston, Texas (North Shore HS/TCU)
2	Andrew Armstrong	WR	6-4	202	*R-Sr.	1L	Dallas, Texas (Bishop Dunne HS/TAMUC)
2	Selman Bridges	DB	6-2	175	Fr.	HS	Temple, Texas (Lake Belton HS)
3	Malachi Singleton	QB	6-1	225	R-Fr.	RS	Kennesaw, Ga. (North Cobb HS)
3	Doneiko Slaughter	DB	6-0	190	*Sr.	TR	Roswell, Ga. (Roswell HS/Tennessee)
4	Anton Juncaj	DL	6-3	272	*Sr.	TR	Port Jervis, N.Y. (Minisink HS/Albany)
4	Isaac TeSlaa	WR	6-4	217	*Sr.	1L	Hudsonville, Mich. (Unity Christian/Hillsdale)
5	Cameron Ball	DL	6-5	324	R-Jr.	2L	Atlanta, Ga. (Tri-Cities HS)
5	Tyrone Broden	WR	6-7	200	*R-Sr.	1L	Detroit, Mich. (West Bloomfield HS/BGSU)
6	Kavion Henderson	DL	6-2	261	Fr.	HS	Leeds, Ala. (Leeds HS)
6	Isaiah Sategna	WR	5-11	185	R-So.	1L	Fayetteville, Ark. (Fayetteville HS)
7	Rashod Dubinion	RB	5-10	201	Jr.	2L	Ellenwood, Ga. (Cedar Grove HS)
7	Bradley Shaw	LB	6-1	235	Fr.	HS	Hoover, Ala. (Hoover HS)
8	Jayden Johnson	DB	6-2	205	Sr.	3L	Cedartown, Ga. (Cedartown HS)
8	Ty Washington	TE	6-4	249	R-So.	1L	Leesburg, Ga. (Lee County HS)
9	Charlie Collins	DL	6-5	261	Fr.	HS	Pine Bluff, Ark. (Mills HS)
9	Luke Hasz	TE	6-3	241	So.	1L	Bixby, Okla. (Bixby HS)
10	Taylen Green	QB	6-6	230	R-Jr.	TR	Lewisville, Texas (Lewisville HS/Boise State)
10	Xavian Sorey Jr.	LB	6-3	225	R-Jr.	TR	Campbellton, Fla. (IMG Academy/Georgia)
11	Jordan Anthony	WR	5-10	162	R-So.	TR	Tylertown, Miss. (Tylertown HS/Texas A&M)
11	Jaylon Braxton	DB	6-0	190	So.	1L	Frisco, Texas (Lone Star HS)
13	Rykar Acebo	WR	6-4	200	R-So.	SO	Jonesboro, Ark. (Jonesboro HS)
13	Marquise Robinson	DB	6-1	192	Sr.	TR	Crosby, Miss. (Wilkinson County HS/S. Alabama)
14	Stephen Dix Jr.	LB	6-1	234	R-Sr.	TR	Orlando, Fla. (Dr. Phillips HS/Marshall)
14	Bryce Stephens	WR	6-0	189	R-Jr.	2L	Oklahoma City, Okla. (John Marshall HS)
15	KJ Jackson	QB	6-4	219	Fr.	HS	Montgomery, Ala. (St. James School)
15	Jaheim Singletary	DB	6-2	187	R-So.	1L	Jacksonville, Fla. (Riverside HS/Georgia)
16	Blake Boda	QB	6-4	216	R-Fr.	TR	Daytona Beach, Fla. (Cocoa HS/Coastal Carolina)
16	Miguel Mitchell	DB	6-1	222	Jr.	TR	Oxford, Ala. (Oxford HS/Florida)
17	CJ Brown	WR	6-1	193	Fr.	HS	Bentonville, Ark. (Bentonville HS)
17	Hudson Clark	DB	6-2	191	*R-Sr.	4L	Dallas, Texas (Highland Park HS)
18	Krosse Johnson	WR	5-10	185	Fr.	HS	New Orleans, La. (Holy Cross School)
18	TJ Metcalf	DB	6-1	200	So.	1L	Birmingham, Ala. (Pinson Valley HS)
19	Austin Ledbetter	QB	6-1	206	R-Fr.	HS	Bryant, Ark. (Bryant HS)
19	Dallas Young	DB	6-0	196	R-Fr.	RS	Gardendale, Ala. (Gardendale HS)
20	Rodney Hill	RB	5-10	186	R-So.	TR	Statesboro, Ga. (Bulloch Academy/Florida A&M)
20	Alex Sanford	LB	6-1	225	So.	1L	Oxford, Miss. (Oxford HS)
21	Emmanuel Crawford	RB	5-10	175	R-Fr.	RS	Grove, Okla. (Grove HS)
22	Ja'Quinden Jackson	RB	6-2	233	R-Sr.	TR	Dallas, Texas (Duncanville HS/Utah)
22	Brad Spence	LB	6-2	238	So.	1L	Houston, Texas (Klein Forest HS)
23	Carson Dean	LB	6-4	234	R-Fr.	RS	Frisco, Texas (Hebron HS)
23	Zach Taylor	WR	6-4	170	Fr.	HS	Yoakum, Texas (Yoakum HS)
24	Tevis Metcalf	DB	5-10	192	Fr.	HS	Clay, Ala. (Clay-Chalkville HS)
24	JuJu Pope	RB	6-0	213	Fr.	HS	Pope, Miss. (South Panola HS)
25	Anthony Switzer	DB	6-0	220	*R-Sr.	TR	Marion, Ark. (Marion HS/Utah State)
26	Cade Fields	RB	6-1	219	R-So.	TR	Fayetteville, Ark. (Fayetteville HS/Ark. Tech)
26	Christian Ford	DB	6-0	184	R-Fr.	RS	McKinney, Texas (McKinney HS)
27	Ahkhari Johnson	DB	5-11	186	Fr.	HS	Texarkana, Texas (Pleasant Grove HS)
28	Jezreel Bachert	RB	6-1	216	R-So.	SO	Big Sandy, Texas (Big Sandy HS)
28	Justin Logan	LB	6-2	230	Fr.	HS	Kennesaw, Ga. (Kell HS)
29	Jaden Allen	DB	5-10	166	Fr.	HS	Aledo, Texas (Aledo HS)
29	Tyrell Reed Jr.	RB	5-10	211	So.	TR	Topeka, Kan. (Lawrence HS/Hutchinson CC)
30	Var'keyes Gumms	TE	6-3	245	R-Jr.	1L	Houston, Texas (Dekaney HS/North Texas)
30	Ashton Ngo	LS	5-11	237	R-Jr.	RS	Andover, Kan. (Andover HS/Hutchinson CC)
30	Larry Worth III	LB	6-4	224	Jr.	TR	Jacksonville, Fla. (Baldwin HS/Jacksonville St.)
31	Spencer Henslee	TE	6-5	248	R-Fr.	HS	Humble, Texas (Atascocita HS)
32	Landon Phipps	DB	6-0	184	R-So.	SO	Springdale, Ark. (Springdale HS)
33	Dylan Hasz	DB	5-11	190	So.	1L	Bixby, Okla. (Bixby HS)
34	Jabrae Shaw	DB	5-10	190	R-Fr.	RS	Pine Bluff, Ark. (Mills HS)
35	Brooks Yurachek	LB	6-1	225	R-Fr.	TR	Fayetteville, Ark. (Fayetteville HS/Wake Forest)
36	Matthew Shipley	K	6-1	198	*Sr.	TR	Liberty Hill, Texas (Liberty Hill HS/Hawai'i)
37	Devin Bale	P	6-3	204	R-Jr.	RS	La Jolla, Calif. (La Jolla HS/Northern Colorado)
38	Anton Pierce	DB	6-2	209	R-Fr.	RS	Little Rock, Ark. (Mills HS)
39	Aidan McCowan	DB	5-10	165	R-So.	SO	Frisco, Texas (Frisco Independence HS)
39	Kyle Ramsey	K	6-2	198	*R-Sr.	TR	Missouri City, Texas (Ridgepoint HS/Abilene Christian)
40	Landon Jackson	DL	6-7	280	Sr.	2L	Texarkana, Texas (Pleasant Grove HS/LSU)
41	Kyle Thompson	FB	6-3	262	R-So.	1L	Aledo, Texas (Aledo HS)
42	Wyatt Simmons	LB	6-1	224	Fr.	HS	Searcy, Ark. (Harding Academy)
43	Brooks Both	LB	6-0	232	R-Sr.	2L	Harrison, Ark. (Harrison HS)
44	Kaden Henley	LB	6-2	236	R-So.	SO	Springdale, Ark. (Shiloh Christian Academy)

GAME 2: OSU

NUMERICAL ROSTER

No.	Name	Pos.	Ht.	Wt.	Class	Exp.	Hometown (Previous School)
45	Preston Davis	LB	5-11	221	Fr.	HS	Little Rock, Ark. (LR Christian Academy)
45	Max Schmidly	LS	6-3	211	R-Fr.	RS	Charlotte, N.C. (Myers Park HS)
46	Charlie Von Der Meden	K	6-0	180	Fr.	HS	Tomball, Texas (Tomball HS)
47	Maddox Lassiter	TE	6-3	243	R-Fr.	RS	Warren, Ark. (Warren HS)
47	Braylon Watson	DB	6-2	200	R-So.	SQ	Malvern, Ark. (Malvern HS)
48	Joseph Whitt	LB	6-0	201	Fr.	HS	Prosper, Texas (Prosper HS)
49	John Paul Pickens	DB	6-0	186	R-So.	SQ	Jonesboro, Ark. (Jonesboro HS)
50	Kobe Branham	OL	6-5	331	Fr.	HS	Fort Smith, Ark. (Southside HS)
50	Eric Gregory	DL	6-4	320	*R-Sr.	4L	Memphis, Tenn. (IMG Academy)
52	Donovan Whitten	DL	6-3	248	R-Fr.	RS	Arkadelphia, Ark. (Arkadelphia HS)
53	Ty'Kieast Crawford	OL	6-5	324	*Sr.	3L	Carthage, Texas (Carthage HS/Charlotte)
54	Keyshawn Blackstock	OL	6-5	319	R-Jr.	TR	Covington, Ga. (Newton HS/Michigan St.)
55	Fernando Carmona	OL	6-5	322	R-Jr.	TR	Las Vegas, Nev. (Las Vegas HS/San Jose St.)
55	JJ Hollingsworth	DL	6-3	264	R-So.	SQ	Greenland, Ark. (Greenland HS)
56	Amaury Wiggins	OL	6-3	306	R-Jr.	1L	Pensacola, Fla. (Pine Forrest HS/Coffeyville CC)
57	Zuri Madison	OL	6-3	314	Fr.	HS	Lexington, Ky. (Douglass HS)
57	Mason Schueck	LB	6-2	220	R-So.	SQ	Little Rock, Ark. (Pulaski Academy)
58	Tim Dawn	OL	6-2	315	R-So.	TR	Camden, Ark. (Camden Fairview HS/Baylor)
60	Jonas Nantze	OL	6-5	291	Fr.	HS	Springdale, Ark. (Shiloh Christian Academy)
62	Alex Johnson	OL	6-3	289	Fr.	HS	Little Rock, Ark. (Catholic HS)
63	Addison Nichols	OL	6-5	329	R-So.	TR	Norcross, Ga. (GAC School/Tennessee)
65	Aaron Smith	OL	6-6	298	R-Fr.	RS	Conway, Ark. (Conway HS)
67	Josh Street	OL	6-6	316	R-Jr.	2L	Bentonville, Ark. (Bentonville HS)
72	Joshua Braun	OL	6-6	338	R-Sr.	1L	Live Oak, Fla. (Suwanee HS/Florida)
73	Brooks Edmonson	OL	6-4	313	R-So.	1L	Bryant, Ark. (Bryant HS)
74	Luke Brown	OL	6-6	315	R-Fr.	RS	Paris, Tenn. (Paris HS)
75	Patrick Kutas	OL	6-5	313	Jr.	2L	Memphis, Tenn. (Christian Brothers HS)
76	E'Marion Harris	OL	6-7	300	R-So.	1L	Little Rock, Ark. (Joe T. Robinson HS)
78	Joe More	OL	6-5	311	*R-Sr.	TR	Franklin, Tenn. (Christ Pres. Academy/Syracuse)
79	Tommy Varhall	OL	6-8	344	R-Jr.	SQ	Overland Park, Kan. (IMG Academy/Maryland)
80	Shamar Easter	TE	6-5	228	R-Fr.	RS	Ashdown, Ark. (Ashdown HS)
81	Andreas Paaske	TE	6-6	265	Sr.	TR	Copenhagen, Denmark (Søllerød Sr. Sport/E. Mich.)
82	Monte Harrison	WR	6-3	230	Fr.	HS	Lee's Summit, Mo. (West HS)
83	Dazmin James	WR	6-2	196	R-Fr.	RS	Clayton, N.C. (Clayton HS)
85	Jace Petty	WR	5-11	171	R-So.	SQ	Frisco, Texas (Frisco Independence HS)
86	Walker Catsavis	WR	6-4	180	R-So.	TR	Fort Smith, Ark. (Northside HS/Arkansas St.)
87	Kamron Bibby	WR	6-2	187	R-So.	SQ	El Dorado, Ark. (El Dorado HS)
88	Davion Dozier	WR	6-4	204	R-Fr.	RS	Moody, Ala. (Moody HS)
89	Khafre Brown	WR	6-0	203	*R-Sr.	TR	Charlotte, N.C. (West Mecklenburg HS/USF)
90	Vito Calvaruso	K	6-3	206	R-Sr.	2L	Jefferson City, Mo. (Helias Catholic HS/Wisconsin)
93	Keivie Rose	DL	6-3	314	*R-Sr.	1L	Henderson, Texas (Henderson HS/La. Tech)
94	Jon Hill	DL	6-5	254	R-Jr.	1L	Dumas, Ark. (Dumas HS)
95	Sam Dubwig	P	6-3	231	Fr.	HS	Cabot, Ark. (Cabot HS)
95	Ian Geffrard	DL	6-5	388	R-Fr.	RS	Mableton, Ga. (Whitefield Academy)
96	Elijah Brown	DL	6-3	376	So.	HS	El Dorado, Ark. (Parkers Chapel HS)
97	Quincy Rhodes Jr.	DL	6-6	280	So.	1L	North Little Rock, Ark. (N. Little Rock HS)
98	Danny Saili	DL	6-3	375	Jr.	TR	Topeka, Kan. (Topeka HS/BYU)
99	Kaleb James	DL	6-4	272	R-Fr.	RS	Mansfield, Texas (Mansfield HS)

Roster by Class: Senior - 24 | Junior - 19 | Sophomore - 31 | Freshman - 45

FOOTBALL STAFF

Coaching Staff

Sam Pittman Head Coach	5th Season
Scott Fountain Asst. HC/Special Teams Coord.	5th Season
Bobby Petrino Offensive Coordinator	1st Season
Travis Williams Defensive Coordinator	2nd Season
Marcus Woodson co-Defensive Coordinator	2nd Season
Deke Adams Defensive Line	3rd Season
Ronnie Fouch Wide Receivers	1st Season
Eric Mateos Offensive Line	1st Season
Kolby Smith Running Backs	1st Season
Morgan Turner Tight Ends	2nd Season
Deron Wilson Secondary	2nd Season

Graduate Assistants

Trey Fitch Operations	2nd Season
Tyrone Hopper Defense	2nd Season
Will Kennedy Offense	3rd Season
Armani Linton Defense	1st Season
Cain White Special Teams	1st Season

Quality Control/Analyst

Ryan Bright Defense	1st Season
Miles Fishback Offense	1st Season
Sean Fogarty Offense	3rd Season
Kelvin Green Defense	3rd Season
Chris Norris Special Teams	1st Season
Jake Trump Defense	5th Season
Dylan Cruz Offense	1st Season

Support Staff

Patrick Doherty Football Chief of Staff	5th Season
Amanda Gilpin Football Operations	5th Season
Ben Sowders Strength & Conditioning	2nd Season
Dave Polanski Athletic Training	7th Season
Dalton Withrow Equipment	4th Season
Jovon Hubbard Player Personnel	2nd Season
Danny Wheeler Player Development	4th Season
Jacob Tepp Video	4th Season

ALPHABETICAL ROSTER

No.	Name	Pos.
78	Joe More	OL
60	Jonas Nantze	OL
63	Addison Nichols	OL
30	Ashton Ngo	LS
81	Andreas Paaske	TE
85	Jace Petty	WR
32	Landon Phipps	DB
49	John Paul Pickens	DB
38	Anton Pierce	DB
24	JuJu Pope	RB
39	Kyle Ramsey	K
29	Tyrell Reed Jr.	RB
97	Quincy Rhodes Jr.	DL
13	Marquise Robinson	DB
93	Keivie Rose	DL
0	Braylen Russell	RB
98	Danny Saili	DL
20	Alex Sanford	DL
6	Isaiah Sategna	WR
57	Mason Schueck	LB
45	Max Schmidly	LS
7	Bradley Shaw	LB
34	Jabrae Shaw	DB
36	Matthew Shipley	K
42	Wyatt Simmons	LB
15	Jaheim Singletary	DB
3	Malachi Singleton	QB
3	Doneiko Slaughter	DB
65	Aaron Smith	OL
10	Xavian Sorey Jr.	LB
22	Brad Spence	LB
14	Bryce Stephens	WR
1	Kee'yon Stewart	DB
67	Josh Street	OL
25	Anthony Switzer	DB
23	Zach Taylor	WR
4	Isaac TeSlaa	WR
41	Kyle Thompson	FB
79	Tommy Varhall	OL
46	Charlie Von Der Meden	K
8	Ty Washington	TE
47	Braylon Watson	DB
48	Joseph Whitt	LB
52	Donovan Whitten	DL
56	Amaury Wiggins	OL
30	Larry Worth III	LB
19	Dallas Young	DB
35	Brooks Yurachek	LB

PRONUNCIATIONS

Jezreel Bachert	jez-reel back-ert
Blake Boda	BO-duh
Khafre Brown	CHA-free
Ty'Kieast Crawford	ty-KEAST
Nico Davillier	dava-YAY
E'Marion Harris	eh-mary-ON
Monte Harrison	mon-TAY
Kavion Henderson	kay-VEE-on
Ian Geffrard	jeff-rard
Dylan Hasz	haz
Luke Hasz	haz
Ahkhari Johnson	ah-KAR-ee
Anton Juncaj	JUNE-kahj
Patrick Kutas	koo-tus
Zuri Madison	zur-EE
Tevis Metcalf	TEH-vis
Ashton Ngo	no
Andreas Paaske	on-DRAY-us POE-ska
Keivie Rose	kee-vee
Danny Saili	saw-EE-lee
Isaiah Sategna	suh-TANE-ya
Doneiko Slaughter	duh-NEE-ko
Xavian Sorey	x-ZAY-vian
Isaac TeSlaa	teh-SLAW

UAPB (0-1)..... 0
 Arkansas (1-0) 70

August 29, 2023 | Little Rock, Ark.
 War Memorial Stadium | Time: 6:30 | Attendance: 40, 127
 TV: ESPN+ > Jay Alter (PBP), Rocky Boiman (Analyst)

SCORING SUMMARY

	1st	2nd	3rd	4th	Final
UAPB	0	0	0	0	0
Arkansas	28	21	7	14	70

*2nd half played with 10-min quarters

QTR. TEAM SCORING PLAY

- 1st ARK J. Jackson 8-yd rush (K. Ramsey kick), 8-66, 02:46
- 1st ARK T. Green 4-yd rush (K. Ramsey kick), 5-40, 02:21
- 1st ARK J. Jackson 46-yd rush (K. Ramsey kick), 3-60, 1:11
- 1st ARK R. Hill 4-yd rush (K. Ramsey kick), 7-40, 02:05
- 2nd ARK T. Broden 9-yd pass from T. Green (K. Ramsey kick), 6-65, 02:54
- 2nd ARK T. Washington 23-yd pass from T. Green (K. Ramsey kick), 6-81, 03:09
- 2nd ARK T. Green 36-yd rush (K. Ramsey kick), 6-81, 03:09
- 3rd ARK B. Russell 9-yd rush (K. Ramsey kick), 6-67, 02:18
- 4th ARK M. Singleton 4-yd rush (K. Ramsey kick), 12-86, 10:17
- 4th ARK T. Reed Jr. 4-yd rush (K. Ramsey kick), 10-90, 03:35

TEAM STATISTICS

	UAPB	ARKANSAS
FIRST DOWNS	10	34
RUSHES-YARDS (NET)	23-7	33-279
PASSING YDS (NET)	123	408
Passes Comp-Att-Int	11-23-0	28-37-0
TOTAL OFFENSE PLAYS-YARDS	46-130	70-687
Fumble Returns-Yards	0-0	0-0
Punt Returns-Yards	0-0	1-33
Kickoff Returns-Yards	1-10	1-30
Interception Returns-Yards	0-0	0-0
Punts (Number-Avg)	9-32.4	0-0
Fumbles-Lost	0-0	2-0
Penalties-Yards	5-35	6-48
Possession Time	27:45	32:15
Third-Down Conversions	1-10	9-9
Fourth-Down Conversions	0-0	0-0
Red-Zone Scores-Chances	0-0	7-7
Sacks By: Number-Yards	0-0	4-33



QB TAYLEN GREEN debuted in style, accounting for four touchdowns in his first game as a Razorback. The transfer from Boise State ran for two scores and threw two touchdowns all in the first half.

UAPB

RUSHING	Att.	Gain	Lost	Net	TD	Long	Avg.
Oshawn Ross	5	13	0	13	0	5	2.6
Johnesh Davis	6	13	7	6	0	11	1.0
BJ Curry	1	2	0	2	0	2	2.0
Za'Marion Webber	2	1	1	0	0	1	0.0
Mekhi Hagens	9	20	34	-14	0	9	-1.6
Totals:	23	49	42	7	0	11	0.3

PASSING	Comp.	Att.	Int	Yds	TDs	Long	Sack
Mekhi Hagens	11	23	0	123	0	21	4

RECEIVING	Targets	No.	Yds	YAC	TD	Long
Kristian Gammage	6	3	21	20	0	11
Aramoni Rhone	2	2	34	15	0	17
JaVonnie Gibson	5	2	32	9	0	17
Donovan Giles	2	1	21	11	0	21
Jaxson Isaac	1	1	9	6	0	9
Daemon Dawkins	3	1	3	8	0	3
Kevin English	2	1	3	0	0	3
Oshawn Ross	1	0	0	0	0	0
Jamal Browder	1	0	0	0	0	0
Totals:	23	11	123	69	0	21

PUNTING	No.	Yds	Avg.	Long	I20	TB
Shea Yurkins	7	206	29.4	40	1	0
Jeremy Baker	2	86	43.0	45	2	0
Totals:	9	292	32.4	45	3	0

FIELD GOALS	Made	Att.	Long	Kicks
--				

ARKANSAS

RUSHING	Att.	Gain	Lost	Net	TD	Long	Avg.
Ja'Quinden Jackson	8	101	0	101	2	46	12.6
Taylen Green	6	88	0	88	2	36	14.7
Tyrell Reed Jr.	5	28	0	28	1	10	5.6
Braylen Russell	3	23	0	23	1	11	7.7
Rodney Hill	4	16	1	15	1	6	3.8
Rashod Dubinion	3	15	0	15	0	7	5.0
Malachi Singleton	3	8	2	6	1	4	2.0
KJ Jackson	1	3	0	3	0	3	3.0
Totals:	33	282	3	279	8	46	8.5

PASSING	Comp.	Att.	Int	Yds	TDs	Long	Sack
Taylen Green	16	23	0	229	2	34	0
Malachi Singleton	8	10	0	120	0	28	0
KJ Jackson	4	4	0	59	0	18	0
Totals:	28	37	0	408	2	34	0

RECEIVING	Targets	No.	Yds	YAC	TD	Long
Isaac TeSlaa	4	3	53	16	0	28
Jordan Anthony	5	3	46	24	0	24
Luke Hasz	4	3	42	19	0	20
Tyrone Broden	7	3	35	2	1	18
Khafre Brown	2	2	42	14	0	25
Monte Harrison	2	2	29	11	0	18
Krosse Johnson	2	2	25	17	0	15
Ja'Quinden Jackson	2	2	20	12	0	14
Rodney Hill	2	2	16	14	0	10
Rashod Dubinion	2	2	14	14	0	11
Isaiah Sategna	1	1	34	6	0	34
Ty Washington	1	1	23	0	1	23
Shamar Easter	1	1	16	3	0	16
Davion Dozier	1	1	13	5	0	13
CJ Brown	1	0	0	0	0	0
Totals:	37	28	408	157	2	34

PUNTING	No.	Yds	Avg.	Long	I20	TB
--						

FIELD GOALS	Made	Att.	Long	Kicks
--				

Game 2: Oklahoma State

ARKANSAS RAZORBACKS / ALL THROUGH THURSDAY, AUGUST 29, 2024

WON 1, LOST 0			
08/29	W	70-0	Pine Bluff 40,127
2024 TEAM STATISTICS			
	ARKANSAS	OPP.	
FIRST DOWNS	34	10	
Rushing	12	3	
Passing	22	6	
Penalty	0	1	
Third Down-Made/Att	9/9	1/10	
Third Down Efficiency	100.0%	10.0%	
Fourth Down-Made/Att	0/0	0/0	
Fourth Down Efficiency	0.0%	0.0%	
TOTAL NET YARDS	687	130	
Avg. Per Game	687.0	130.0	
Total Plays	33	19	
Avg. Per Play	20.8	6.8	
NET YARDS RUSHING	279	7	
Avg. Per Game	279.0	7.0	
Total Rushes	33	23	
Avg. Per Rush	8.5	0.3	
NET YARDS PASSING	408	123	
Avg. Per Game	408.0	123.0	
Sacked/Yards Lost	0/0	4/33	
Gross Yards	408	156	
Attempts/Completions	37/28	23/11	
Pct. of Completion	75.7%	47.8%	
Had Intercepted	0	0	
PUNTS/AVERAGE	0/0	9/32.4	
Net Punting Average	0	32.4	
PUNT RETURN/AVG.	1/33.0	0/0	
KICKOFF RETURN/AVG.	1/30.0	1/10.0	
INTERCEPTION RETURN/AVG.	0/0.0	0/0.0	
PENALTIES/YARDS	6/48	5/35	
FUMBLES/BALL LOST	2/0	0/0	
TOUCHDOWNS	10	0	
Rushing	8	0	
Passing	2	0	
Returns	0	0	
EXTRA POINTS/ATTEMPTS	10/10	0/0	
TWO POINT CONVERSION/ATT.	0/0	0/0	
FIELD GOALS/ATTEMPTS	0/0	0/0	
AVG. TIME OF POSSESSION	00:00	0:00	

* SCORE BY PERIODS	Q1	Q2	Q3	Q4	OT	PTS
TEAM	28	21	7	14	0	70
OPPONENTS	0	0	0	0	0	0

SCORING	TD	RU	PA	RT	K-PAT	FG	2PT	S	PTS
T. Green	2	2	0	0	0/0	0/0	0	0	12
J. Jackson	2	2	0	0	0/0	0/0	0	0	12
K. Ramsey	0	0	0	0	10/10	0/0	0	0	10
T. Broden	1	0	1	0	0/0	0/0	0	0	6
R. Hill	1	1	0	0	0/0	0/0	0	0	6
T. Reed Jr.	1	1	0	0	0/0	0/0	0	0	6
B. Russell	1	1	0	0	0/0	0/0	0	0	6
M. Singleton	1	1	0	0	0/0	0/0	0	0	6
T. Washington	1	0	1	0	0/0	0/0	0	0	6
TEAM	10	8	2	0	10/10	0/0	0	0	70
OPPONENTS	0	0	0	0	0/0	0/0	0	0	0

SACKS: E. Gregory 1.0, S. Dix, Jr. 1.0, X. Sorey 1.0, B. Shaw 1.0, **TM** 4.0, **OPP** 0.0 **FUM/LOST**: J. Jackson 1/0, M. Singleton 1/0, **TM** 2/0, **OPP** 0/0

* PASSING	ATT	CMP	YDS	CMP%	YDS/ATT	TD	TD%	INT	INT%	LONG	SACK	LOST	RATING
T. Green	23	16	229	69.6	10.0	2	8.7	0	0.0	34	0	0	130.5
M. Singleton	10	8	120	80.0	12.0	0	0.0	0	0.0	28	0	0	116.7
K. Jackson	4	4	59	100.0	14.8	0	0.0	0	0.0	18	0	0	118.8
TEAM	37	28	408	75.7	11.0	2	5.4	34	91.9	34	0	0	89.5
OPPONENTS	23	11	123	47.8	5.3	0	0.0	21	91.3	21	4	33	24.6

* RUSHING	NO.	YDS	AVG	LONG	TD
J. Jackson	8	101	12.6	46	2
T. Green	6	88	14.7	36	2
T. Reed Jr.	5	28	5.6	10	1
B. Russell	3	23	7.7	11	1
R. Dubinion	3	15	5.0	7	0
R. Hill	4	15	3.8	6	1
M. Singleton	3	6	2.0	4	1
K. Jackson	1	3	3.0	3	0
TEAM	33	279	8.5	46	8
OPPONENTS	23	7	0.3	11	0

* RECEIVING	TAR	NO.	YDS	AVG	LONG	TD
-------------	-----	-----	-----	-----	------	----

* INTERCEPTIONS	NO.	YDS	AVG	LONG	TD
-----------------	-----	-----	-----	------	----

* FUMBLES	FUM	LST	FF	REC	TD
J. Jackson	1	0	0	0	0
M. Singleton	1	0	0	0	0
TEAM	2	0	0	0	0

* PUNTING	NO.	YDS	AVG	NET	TB	IN	LG	B
OPPONENTS	9	292	32.4	32.4	0	3	45	0

* PUNT RETURNS	RET	FC	YDS	AVG	LONG	TD
I. Sategna	1	0	33	33.0	33	0
TEAM	1	0	33	33.0	33	0
OPPONENTS	0	3	0	0.0	0	0

* KICKOFF RETURNS	NO.	YDS	AVG	LONG	TD
I. Sategna	1	30	30.0	30	0
TEAM	1	30	30.0	30	0
OPPONENTS	1	10	10.0	10	0

* FIELD GOALS	1-19	20-29	30-39	40-49	50+
K. Ramsey	0/0	0/0	0/0	0/0	0/0
C. Von Der Meden	0/0	0/0	0/0	0/0	0/0
TEAM	0/0	0/0	0/0	0/0	0/0

K. Ramsey: (-) C. Von Der Meden: (-)

OPP: ()

2-Pt Conv: **TM** 0-0, **OPP** 0-0

2024 ALL ARKANSAS RAZORBACKS DEFENSIVE STATS

POS.	#	PLAYER	TKL.	AST.	TOTAL	TFL	SACKS/YDS.	PR	FR	FF	INT./YDS.	PD
DL	0	N. Davillier	2	3	5	1	0.0/0.0	0	0	0	0/0	0
LB	22	B. Spence	0	4	4	1	0.0/0.0	0	0	0	0/0	0
LB	14	S. Dix, Jr.	2	1	3	2	1.0/9.0	0	0	0	0/0	0
DB	27	A. Johnson	2	0	2	0	0.0/0.0	0	0	0	0/0	0
DB	18	T. Metcalf	2	0	2	0	0.0/0.0	0	0	0	0/0	0
DL	5	C. Ball	1	1	2	0	0.0/0.0	0	0	0	0/0	0
DL	95	I. Geffrard	1	1	2	2	0.0/0.0	0	0	0	0/0	0
DL	50	E. Gregory	1	1	2	2	1.0/6.0	0	0	0	0/0	0
DB	8	J. Johnson	1	1	2	0	0.0/0.0	0	0	0	0/0	0
DL	93	K. Rose	1	1	2	1	0.0/0.0	0	0	0	0/0	0
DB	15	J. Singletary	1	1	2	0	0.0/0.0	0	0	0	0/0	1
DB	3	D. Slaughter	1	1	2	0	0.0/0.0	0	0	0	0/0	0
LB	10	X. Sorey	1	1	2	1	1.0/5.0	0	0	0	0/0	0
LB	25	A. Switzer	1	1	2	1	0.0/0.0	0	0	0	0/0	0
LB	43	B. Both	1	0	1	0	0.0/0.0	0	0	0	0/0	0
DL	9	C. Collins	1	0	1	0	0.0/0.0	0	0	0	0/0	0
DL	40	L. Jackson	1	0	1	1	0.0/0.0	2	0	0	0/0	0
LB	7	B. Shaw	1	0	1	1	1.0/13.0	1	0	0	0/0	0
DB	19	D. Young	1	0	1	0	0.0/0.0	0	0	0	0/0	0
LB	23	C. Dean	0	1	1	0	0.0/0.0	0	0	0	0/0	0
DE	4	A. Juncaj	0	1	1	0	0.0/0.0	0	0	0	0/0	0
DL	97	Q. Rhodes Jr.	0	1	1	0	0.0/0.0	2	0	0	0/0	0
DB	2	S. Bridges	0	0	0	0	0.0/0.0	0	0	0	0/0	1
DB	39	A. McCowan	0	0	0	0	0.0/0.0	0	0	0	0/0	1
DB	13	M. Robinson	0	0	0	0	0.0/0.0	0	0	0	0/0	1
Arkansas TOTALS			22	20	42	13	4.0/33.0	5	0	0	0/0	4
Opp. TOTALS			26	48	74	2	0.0/0.0	0	0	1	0/0	2

Ast.=Assist, TFL=Tackle for a Loss, PR=Pressures, Int.=Interception, FR=Fumble Recovery, FF=Forced Fumble, PD=Pass Defense

DEFENSIVE STATS BY RANK

SACKS		INTERCEPTIONS		TACKLES FOR LOSS		PASSES DEFENSED		PRESSURES	
PLAYER	NO.	PLAYER	NO.	PLAYER	NO.	PLAYER	NO.	PLAYER	NO.
S. Dix, Jr.	1.0			S. Dix, Jr.	2	S. Bridges	1	L. Jackson	2
E. Gregory	1.0			I. Geffrard	2	A. McCowan	1	Q. Rhodes Jr.	2
B. Shaw	1.0			E. Gregory	2	M. Robinson	1	B. Shaw	1
X. Sorey	1.0			N. Davillier	1	J. Singletary	1		
				L. Jackson	1				
				K. Rose	1				
				B. Shaw	1				
				X. Sorey	1				
				B. Spence	1				
				A. Switzer	1				

2024 REGULAR SEASON INDIVIDUAL SINGLE-GAME HIGHS

	SCORING		
POINTS		<i>(non kicker)</i>	
Arkansas:	12	2 times (Last: Taylen Green/Ja'Quinden Jackson vs. Ark.-Pine Bluff)	08/29
Opponents:		None	

	RUSHING		
ATTEMPTS			
Arkansas:	8	Ja'Quinden Jackson vs. Ark.-Pine Bluff	08/29
Opponents:	9	Mekhi Hagens vs. Ark.-Pine Bluff	08/29
YARDS			
Arkansas:	101	Ja'Quinden Jackson vs. Ark.-Pine Bluff	08/29
Opponents:	13	Oshawn Ross vs. Ark.-Pine Bluff	08/29

TOUCHDOWNS			
Arkansas:	2	2 times (Last: Taylen Green/Ja'Quinden Jackson vs. Ark.-Pine Bluff)	08/29
Opponents:		None	

	PASSING		
ATTEMPTS			
Arkansas:	23	Taylen Green vs. Ark.-Pine Bluff	08/29
Opponents:	23	Mekhi Hagens vs. Ark.-Pine Bluff	08/29
COMPLETIONS			
Arkansas:	16	Taylen Green vs. Ark.-Pine Bluff	08/29
Opponents:	11	Mekhi Hagens vs. Ark.-Pine Bluff	08/29

YARDS			
Arkansas:	229	Taylen Green vs. Ark.-Pine Bluff	08/29
Opponents:	123	Mekhi Hagens vs. Ark.-Pine Bluff	08/29

COMPLETIONS PCT.			
Arkansas:	100	KJ Jackson vs. Ark.-Pine Bluff	08/29
Opponents:	47.8	Mekhi Hagens vs. Ark.-Pine Bluff	08/29

TOUCHDOWNS			
Arkansas:	2	Taylen Green vs. Ark.-Pine Bluff	08/29
Opponents:		None	

INTERCEPTIONS			
Arkansas:		None	
Opponents:		None	

	RECEIVING		
RECEPTIONS			
Arkansas:	3	4 times (Last: Jordan Anthony/Tyrone Broden/Luke Hasz/Isaac TeSlaa vs. Ark.-Pine Bluff)	08/29
Opponents:	3	Kristian Gammage vs. Ark.-Pine Bluff	08/29
YARDS			
Arkansas:	53	Isaac TeSlaa vs. Ark.-Pine Bluff	08/29

TOUCHDOWNS			
Opponents:	34	Aramoni Rhone vs. Ark.-Pine Bluff	08/29
Arkansas:	1	2 times (Last: Tyrone Broden/Ty Washington vs. Ark.-Pine Bluff)	08/29
Opponents:		None	

	INTERCEPTIONS		
INTERCEPTIONS			
Arkansas:		None	
Opponents:		None	
YARDS			
Arkansas:		None	
Opponents:		None	
LONGEST			
Arkansas:		None	
Opponents:		None	
TOUCHDOWNS			
Arkansas:		None	
Opponents:		None	

	PUNT RETURNS		
RETURNS			
Arkansas:	1	Isaiah Sategna vs. Ark.-Pine Bluff	08/29
Opponents:		None	

FAIR CATCHES			
Arkansas:		None	
Opponents:	2	Shea Yurkins vs. Ark.-Pine Bluff	08/29
YARDS			

Arkansas:	33	Isaiah Sategna vs. Ark.-Pine Bluff	08/29
Opponents:		None	
LONGEST			
Arkansas:	33	Isaiah Sategna vs. Ark.-Pine Bluff	08/29
Opponents:		None	

TOUCHDOWNS			
Arkansas:		None	
Opponents:		None	

	KICKOFF RETURNS		
RETURNS			
Arkansas:	1	Isaiah Sategna vs. Ark.-Pine Bluff	08/29
Opponents:	1	Za'Marion Webber vs. Ark.-Pine Bluff	08/29

YARDS			
Arkansas:	30	Isaiah Sategna vs. Ark.-Pine Bluff	08/29
Opponents:	10	Za'Marion Webber vs. Ark.-Pine Bluff	08/29

LONGEST			
Arkansas:	30	Isaiah Sategna vs. Ark.-Pine Bluff	08/29
Opponents:	10	Za'Marion Webber vs. Ark.-Pine Bluff	08/29

TOUCHDOWNS			
Arkansas:		None	
Opponents:		None	

Game 2: Oklahoma State

GAMES WITH A RECEPTION

PLAYER	2020	2021	2022	2023	2024	CAREER
Jordan Anthony	--	--	--	1	1	2
Andrew Armstrong	--	7	11	12	--	30
Devin Bale	--	--	1	--	--	1
Tyrone Broden	4	9	12	8	1	34
Khafre Brown	10	1	4	10	1	26
Rashod Dubinion	--	--	7	7	1	15
Shamar Easter	--	--	--	--	1	1
Var'Keyes Gumms	--	--	13	3	--	16
Monte Harrison	--	--	--	--	1	1
Luke Hasz	--	--	--	5	1	6
Rodney Hill	--	--	--	4	1	5
Ja'Quinden Jackson	--	--	1	6	1	8
Krosse Johnson	--	--	--	--	1	1
Anton Juncaj	--	--	--	1	--	1
Andreas Paaske	--	--	7	3	--	10
Isaiah Sategna	--	--	2	9	1	12
Bryce Stephens	--	1	6	--	--	7
Isaac TeSlaa	3	11	11	12	1	38
Ty Washington	--	--	1	4	1	6
Jaedon Wilson	--	--	2	7	--	9

5+ RECEPTIONS

PLAYER	2020	2021	2022	2023	2024	CAREER
Andrew Armstrong	--	--	7	4	--	11
Tyrone Broden	--	3	1	--	--	4
Khafre Brown	--	--	--	1	--	1
Rashod Dubinion	--	--	--	1	--	1
Var'Keyes Gumms	--	--	1	--	--	1
Luke Hasz	--	--	--	1	--	1
Isaac TeSlaa	--	4	10	--	--	14
Ty Washington	--	--	--	1	--	1

20+ YARD RECEPTION

PLAYER	2020	2021	2022	2023	2024	CAREER
Jordan Anthony	--	--	--	--	1	1
Andrew Armstrong	--	4	8	9	--	21
Tyrone Broden	2	5	9	--	--	16
Khafre Brown	5	1	1	6	1	14
Rashod Dubinion	--	--	1	1	--	2
Var'Keyes Gumms	--	--	4	1	--	5
Luke Hasz	--	--	--	2	1	3
Rodney Hill	--	--	--	2	--	2
Andreas Paaske	--	--	3	1	--	4
Isaiah Sategna	--	--	--	2	1	3
Bryce Stephens	--	--	1	--	--	1
Isaac TeSlaa	1	5	10	3	1	20
Ty Washington	--	--	--	3	1	4
Jaedon Wilson	--	--	1	2	--	3

40+ YARD RECEPTION

PLAYER	2020	2021	2022	2023	2024	CAREER
Andrew Armstrong	--	2	5	2	--	9
Tyrone Broden	--	4	2	--	--	6
Khafre Brown	2	1	--	2	--	5
Var'Keyes Gumms	--	--	2	--	--	2
Luke Hasz	--	--	--	1	--	1
Rodney Hill	--	--	--	1	--	1
Andreas Paaske	--	--	1	--	--	1
Bryce Stephens	--	--	1	--	--	1
Isaac TeSlaa	1	3	8	--	--	12
Jaedon Wilson	--	--	--	1	--	1

100 YARDS RECEIVING

PLAYER	2020	2021	2022	2023	2024	CAREER
Andrew Armstrong	--	--	6	1	--	7
Tyrone Broden	--	2	--	--	--	2
Luke Hasz	--	--	--	1	--	1
Isaac TeSlaa	--	2	7	--	--	9

10+ YARD RUNS

PLAYER	2020	2021	2022	2023	2024	CAREER
Rashod Dubinion	--	--	8	3	--	11
Taylen Green	--	1	11	11	1	24
Rodney Hill	--	--	3	3	--	6
Ja'Quinden Jackson	--	1	8	9	1	19
Tyrell Reed Jr.	--	--	--	--	1	1
Braylen Russell	--	--	--	--	1	1
Isaiah Sategna	--	--	--	1	--	1
Matthew Shipley	--	--	1	1	--	2
Bryce Stephens	--	--	1	--	--	1

20+ YARD RUNS

PLAYER	2020	2021	2022	2023	2024	CAREER
Rashod Dubinion	--	--	1	--	--	1
Taylen Green	--	--	4	3	1	8
Ja'Quinden Jackson	--	--	5	4	1	10
Isaiah Sategna	--	--	--	1	--	1
Bryce Stephens	--	--	1	--	--	1

100 YARDS RUSHING

PLAYER	2020	2021	2022	2023	2024	CAREER
Rashod Dubinion	--	--	1	--	--	1
Taylen Green	--	--	3	--	--	3
Ja'Quinden Jackson	--	--	2	3	1	6

GAMES WITH MULTIPLE RUSHING TDS

PLAYER	2020	2021	2022	2023	2024	CAREER
Rashod Dubinion	--	--	2	--	--	2
Taylen Green	--	--	3	2	1	6
Ja'Quinden Jackson	--	--	2	1	1	4

GAMES WITH A RUSHING TD

PLAYER	2020	2021	2022	2023	2024	CAREER
Rashod Dubinion	--	--	3	1	--	4
Taylen Green	--	--	7	7	1	15
Rodney Hill	--	--	1	1	1	3
Ja'Quinden Jackson	--	1	6	3	1	11
Tyrell Reed Jr.	--	--	--	--	1	1
Braylen Russell	--	--	--	--	1	1

GAMES WITH MULTIPLE RECEIVING TDS

PLAYER	2020	2021	2022	2023	2024	CAREER
Andrew Armstrong	--	1	4	1	--	6
Tyrone Broden	--	2	1	--	--	3
Luke Hasz	--	--	--	1	--	1
Isaac TeSlaa	--	1	5	--	--	6
Ty Washington	--	--	--	1	--	1

GAMES WITH A RECEIVING TD

PLAYER	2020	2021	2022	2023	2024	CAREER
Andrew Armstrong	--	2	7	4	--	13
Tyrone Broden	--	3	6	3	1	13
Khafre Brown	2	1	--	5	--	8
Rashod Dubinion	--	--	1	1	--	2
Var'Keyes Gumms	--	--	5	--	--	5
Luke Hasz	--	--	--	2	--	2
Andreas Paaske	--	--	2	--	--	2
Isaiah Sategna	--	--	--	2	--	2
Bryce Stephens	--	--	1	--	--	1
Isaac TeSlaa	--	5	7	2	--	14
Ty Washington	--	--	1	1	1	3
Jaedon Wilson	--	--	--	2	--	2

Game 2: Oklahoma State

ARKANSAS					OPPONENTS						
	OPPONENT	RUSH	PASS	PENALTY	TOTAL		OPPONENT	RUSH	PASS	PENALTY	TOTAL
8/29	Ark.-Pine Bluff	12	22	0	34	8/29	Ark.-Pine Bluff	3	6	1	10
9/7	at Oklahoma St.	--	--	--	--	9/7	at Oklahoma St.	--	--	--	--
9/14	UAB	--	--	--	--	9/14	UAB	--	--	--	--
9/20	at Auburn	--	--	--	--	9/20	at Auburn	--	--	--	--
9/27	at Texas A&M	--	--	--	--	9/27	at Texas A&M	--	--	--	--
10/4	Tennessee	--	--	--	--	10/4	Tennessee	--	--	--	--
10/18	LSU	--	--	--	--	10/18	LSU	--	--	--	--
10/25	at Mississippi St.	--	--	--	--	10/25	at Mississippi St.	--	--	--	--
11/1	Ole Miss	--	--	--	--	11/1	Ole Miss	--	--	--	--
11/16	Texas	--	--	--	--	11/16	Texas	--	--	--	--
11/22	Louisiana Tech	--	--	--	--	11/22	Louisiana Tech	--	--	--	--
11/29	at Missouri	--	--	--	--	11/29	at Missouri	--	--	--	--
Totals		12	22	0	34	Totals		3	6	1	10

Game 2: Oklahoma State

2024 BIG YARDAGE GAMES
100-YARD RUSHERS

DATE	OPPONENT	PLAYER	ATT.	YDS.	AVG.	LG	TD
8/29	Golden Lions	Ja'Quinden Jackson	8	101	12.6	46	2

2024 OPPONENTS BIG YARDAGE GAMES

[none]

2024 ARKANSAS ADVANCES

DATE	OPPONENT	RUSHES	COMPLETIONS	ADVANCES	OUTCOME
08/29	Ark.-Pine Bluff	33	28	61	W 70-0
09/07		--	--	--	--
09/14		--	--	--	--
09/20		--	--	--	--
09/27		--	--	--	--
10/04		--	--	--	--
10/18		--	--	--	--
10/25		--	--	--	--
11/01		--	--	--	--
11/16		--	--	--	--
11/22		--	--	--	--
11/29		--	--	--	--
TOTALS		33	28	61	

2024 OPPONENT ADVANCES

DATE	OPPONENT	RUSHES	COMPLETIONS	ADVANCES	OUTCOME
08/29	Ark.-Pine Bluff	23	11	34	W 70-0
09/07		--	--	--	--
09/14		--	--	--	--
09/20		--	--	--	--
09/27		--	--	--	--
10/04		--	--	--	--
10/18		--	--	--	--
10/25		--	--	--	--
11/01		--	--	--	--
11/16		--	--	--	--
11/22		--	--	--	--
11/29		--	--	--	--
TOTALS		23	11	34	

ARKANSAS RECORD WHEN:

Having 45 or more advances	1 - 0
Having 50 or more advances	1 - 0
Having less than 45 advances	0 - 0
Having less than 50 advances	0 - 0
Allowing 45 or more advances	0 - 0
Allowing 50 or more advances	0 - 0
Allowing less than 45 advances	1 - 0
Allowing less than 50 advances	1 - 0

NOTE: Advances equal to all rushing attempts plus completions.

2024 ALL ARKANSAS GAME-BY-GAME OFFENSE

	08/29	
	Ark	Totals
FIRST DOWNS		
Total	34	34
Rushing	12	12
Passing	22	22
Penalty	0	0
THIRD DOWNS		
Attempts	9	9
Converted	9	9
Percentage	100.0%	100.0%
FOURTH DOWNS		
Attempts	0	0
Converted	0	0
Percentage	0	0
TOT. OFFENSE		
Net Yards	687	687
Plays	33	33
Avg./Play	20.8	20.8
RUSHING		
Net Yards	279	279
Rush. Att.	33	33
Avg./Att.	8.0	8.5
PASSING		
Net Yards	408	408
Attempts	37	37
Completions	28	28
Intercepted	0	0
Gross Yards	408	408
Sacked	0.0	0.0
Yards Lost	0	0
ADVANCES		
Rushes	33	33
Completions	28	28
Totals	61	61
Total Drives	32	32
PENALTIES		
Number	6	6
Yards	48	48
FUMBLES		
Number	2	2
Lost	0	0
PUNTING		
Yards	0	0
Punts	0	0
Net Avg.	0.0	0
Gross Avg.	0.0	0

SCORING

Points	70	70
Q1	28	28
Q2	21	21
Q3	7	7
Q4	14	14
OT	0	0
TD Rushing	8	8
TD Passing	2	2
TD KO Returns	0	0
TD Punt Returns	0	0
TD Def. Returns	0	0
FG Attempts	0	0
FG Made	0	0
Safety	0	0
2-Pt Attempts	0	0
2-Pt Made	0	0
Time of Possession	32:14	32.2

Game 2: Oklahoma State

ARKANSAS RAZORBACKS / ALL THROUGH THURSDAY, AUGUST 29, 2024

RUSHING	SEASON									CAREER								
	GP	ATT	GAIN	LOSS	NET	AVG	TD	LG	AVG/G	GP	ATT	GAIN	LOSS	NET	AVG	TD	LG	AVG/G
J. Jackson	1	8	101	0	101	12.6	2	46	101.00	1	8	101	0	101	12.6	2	46	101.0
T. Green	1	6	88	0	88	14.7	2	36	88.00	1	6	88	0	88	14.7	2	36	88.0
T. Reed Jr.	1	5	28	0	28	5.6	1	10	28.00	1	5	28	0	28	5.6	1	10	28.0
B. Russell	1	3	23	0	23	7.7	1	11	23.00	1	3	23	0	23	7.7	1	11	23.0
R. Hill	1	4	16	1	15	3.8	1	6	15.00	1	4	16	1	15	3.8	1	6	15.0
R. Dubinion	1	3	15	0	15	5.0	0	7	15.00	23	154	620	58	562	3.6	6	26	24.4
M. Singleton	1	3	8	2	6	2.0	1	4	6.00	4	3	8	2	6	2.0	1	4	1.5
K. Jackson	1	1	3	0	3	3.0	0	3	3.00	1	1	3	0	3	3.0	0	3	3.0
TEAM	1	33	282	3	279	8.5	8	46	279.00									
OPPONENTS	1	23	49	42	7	0.3	0	11	7.00									

PASSING	SEASON									CAREER										
	GP	EFFIC	COMP	ATT	INT	PCT	YDS	TD	LG	AVG/G	GP	EFFIC	COMP	ATT	INT	PCT	YDS	TD	LG	AVG/G
T. Green	1	181.90	16	23	0	69.6	229	2	34	229.0	1	181.90	16	23	0	69.6	229	2	34	229.0
M. Singleton	1	180.80	8	10	0	80.0	120	0	28	120.0	4	180.80	8	10	0	80.0	120	0	28	30.0
K. Jackson	1	223.90	4	4	0	100.0	59	0	18	59.0	1	223.90	4	4	0	100.0	59	0	18	59.0
TEAM	1	186.14	28	37	0	75.7	408	2	34	408.0										
OPPONENTS	1	92.75	11	23	0	47.8	123	0	21	123.0										

RECEIVING	SEASON						CAREER							
	GP	NO.	YDS	AVG	TD	LG	AVG/G	GP	NO.	YDS	AVG	TD	LG	AVG/G
J. Anthony	1	3	46	15.3	0	24	46.00	1	3	46	15.3	0	24	46.0
T. Broden	1	3	35	11.7	1	18	35.00	13	18	144	8.0	4	19	11.1
L. Hasz	1	3	42	14.0	0	20	42.00	6	19	295	15.5	3	59	49.2
I. TeSlaa	1	3	53	17.7	0	28	53.00	13	37	404	10.9	2	36	31.1
K. Brown	1	2	42	21.0	0	25	42.00	1	2	42	21.0	0	25	42.0
R. Dubinion	1	2	14	7.0	0	11	14.00	23	28	207	7.4	2	29	9.0
M. Harrison	1	2	29	14.5	0	18	29.00	1	2	29	14.5	0	18	29.0
R. Hill	1	2	16	8.0	0	10	16.00	1	2	16	8.0	0	10	16.0
J. Jackson	1	2	20	10.0	0	14	20.00	1	2	20	10.0	0	14	20.0
K. Johnson	1	2	25	12.5	0	15	25.00	1	2	25	12.5	0	15	25.0
D. Dozier	1	1	13	13.0	0	13	13.00	5	2	27	13.5	1	14	5.4
S. Easter	1	1	16	16.0	0	16	16.00	4	1	16	16.0	0	16	4.0
I. Sategna	1	1	34	34.0	0	34	34.00	17	18	175	9.7	2	35	10.3
T. Washington	1	1	23	23.0	1	23	23.00	14	13	210	16.2	4	34	15.0
TEAM	1	28	408	14.6	2	34	408.00							
OPPONENTS	1	11	123	11.2	0	21	123.00							

TOTAL OFFENSE	SEASON						CAREER					
	GP	PLAYS	RUSH	PASS	TOTAL	AVG/G	GP	PLAYS	RUSH	PASS	TOTAL	AVG/G
T. Green	1	29	88	229	317	317.00	1	29	88	229	317	317.0
M. Singleton	1	13	6	120	126	126.00	4	13	6	120	126	31.5
J. Jackson	1	8	101	0	101	101.00	1	8	101	0	101	101.0
K. Jackson	1	5	3	59	62	62.00	1	5	3	59	62	62.0
T. Reed Jr.	1	5	28	0	28	28.00	1	5	28	0	28	28.0
R. Hill	1	4	15	0	15	15.00	1	4	15	0	15	15.0
B. Russell	1	3	23	0	23	23.00	1	3	23	0	23	23.0
R. Dubinion	1	3	15	0	15	15.00	23	154	562	0	562	24.4
TEAM	1	70	279	408	687	279.00						
OPPONENTS	1	46	7	123	130	7.00						

SCORING	SEASON									CAREER								
	TD	FG	KICK	RUSH	RCV	PASS	DXP	SAF	PTS	TD	FG	KICK	RUSH	RCV	PASS	DXP	SAF	PTS
J. Jackson	2	--	--	--	--	--	--	--	12	2	--	--	--	--	--	--	--	12
T. Green	2	--	--	--	--	--	--	--	12	2	--	--	--	--	--	--	--	12
K. Ramsey	--	--	10-10	--	--	--	--	--	10	--	--	10-10	--	--	--	--	--	10
T. Washington	1	--	--	--	--	--	--	--	6	4	--	--	--	--	--	--	--	24
B. Russell	1	--	--	--	--	--	--	--	6	1	--	--	--	--	--	--	--	6
R. Hill	1	--	--	--	--	--	--	--	6	1	--	--	--	--	--	--	--	6
M. Singleton	1	--	--	--	--	--	--	--	6	1	--	--	--	--	--	--	--	6
T. Broden	1	--	--	--	--	--	--	--	6	4	--	--	--	--	--	--	--	24
T. Reed Jr.	1	--	--	--	--	--	--	--	6	1	--	--	--	--	--	--	--	6
TEAM	10	--	10-10	--	--	--	--	--	70									
OPPONENTS	--	--	--	--	--	--	--	--	0									

PUNT RETURNS	SEASON					CAREER				
	NO.	YDS	AVG	TD	LG	NO.	YDS	AVG	TD	LG
I. Sategna	1	33	33.0	0	33	16	213	13.3	1	88
TEAM	1	33	33.0	0	33					
OPPONENTS	0	0	0.0	0	0					

KICK RETURNS	SEASON					CAREER				
	NO.	YDS	AVG	TD	LG	NO.	YDS	AVG	TD	LG
I. Sategna	1	30	30.0	0	30	24	530	22.1	0	36
TEAM	1	30	30.0	0	30					
OPPONENTS	1	10	10.0	0	10					

Game 2: Oklahoma State

INTERCEPTIONS	SEASON						CAREER					
	NO.	YDS	AVG	TD	LG	NO.	YDS	AVG	TD	LG		
No Players												
TEAM	0	0	0.0	0	0							
OPPONENTS	0	0	0.0	0	0							

FUMBLE RETURNS	SEASON						CAREER					
	NO.	YDS	AVG	TD	LG	NO.	YDS	AVG	TD	LG		
No Players												
TEAM	0	0	0	0	0							
OPPONENTS	0	0	0	0	0							

ALL PURPOSE	SEASON								CAREER							
	GP	RUSH	RCV	PR	KR	IR	TOTAL	AVG/G	GP	RUSH	RCV	PR	KR	IR	TOTAL	AVG/G
J. Jackson	1	101	20	0	0	0	121	121.00	1	101	20	0	0	0	121	121.0
I. Sategna	1	0	34	33	30	0	97	97.00	17	28	175	213	530	0	946	55.6
T. Green	1	88	0	0	0	0	88	88.00	1	88	0	0	0	0	88	88.0
I. TeSlaa	1	0	53	0	0	0	53	53.00	13	0	404	0	0	0	404	31.1
J. Anthony	1	0	46	0	0	0	46	46.00	1	0	46	0	0	0	46	46.0
K. Brown	1	0	42	0	0	0	42	42.00	1	0	42	0	0	0	42	42.0
L. Hasz	1	0	42	0	0	0	42	42.00	6	0	295	0	0	0	295	49.2
T. Broden	1	0	35	0	0	0	35	35.00	13	9	144	0	0	0	153	11.8
R. Hill	1	15	16	0	0	0	31	31.00	1	15	16	0	0	0	31	31.0
R. Dubinion	1	15	14	0	0	0	29	29.00	23	562	207	3	0	0	772	33.6
M. Harrison	1	0	29	0	0	0	29	29.00	1	0	29	0	0	0	29	29.0
T. Reed Jr.	1	28	0	0	0	0	28	28.00	1	28	0	0	0	0	28	28.0
K. Johnson	1	0	25	0	0	0	25	25.00	1	0	25	0	0	0	25	25.0
T. Washington	1	0	23	0	0	0	23	23.00	14	0	210	0	0	0	210	15.0
B. Russell	1	23	0	0	0	0	23	23.00	1	23	0	0	0	0	23	23.0
S. Easter	1	0	16	0	0	0	16	16.00	4	0	16	0	0	0	16	4.0
D. Dozier	1	0	13	0	0	0	13	13.00	5	0	27	0	0	0	27	5.4
M. Singleton	1	6	0	0	0	0	6	6.00	4	6	0	0	0	0	6	1.5
K. Jackson	1	3	0	0	0	0	3	3.00	1	3	0	0	0	0	3	3.0
TEAM	1	279	408	33	30	0	750	750.00								
OPPONENTS	1	7	123	0	10	0	140	140.00								

FIELD GOALS	SEASON				CAREER			
	ATT	GOOD	LONG	BLK	ATT	GOOD	LONG	BLK
No Players								
TEAM	0	0	0	0				
OPPONENTS	0	0	0	0				

PUNTING	SEASON					CAREER				
	NO.	YDS	AVG	LG	BLK	NO.	YDS	AVG	LG	BLK
No Players										
TEAM	0	0	0.0	0	0					
OPPONENTS	9	292	32.4	45	0					

KICKOFFS	SEASON					CAREER				
	NO.	YDS	AVG	TB	OB	NO.	YDS	AVG	TB	OB
D. Bale	8	501	62.6	5	0	8	501	62.6	5	0
C. Von Der Meden	3	192	64.0	2	0	3	192	64.0	2	0
TEAM	11	693	63.0	7	0					
OPPONENTS	1	61	61.0	0	0					

2024 INDIVIDUAL GAME-BY-GAME STATS

RECEIVING:		JORDAN ANTHONY					TYRONE BRODEN					KHAFRE BROWN				
DATE	OPP.	NO.	YDS	AVG	LG	TD	NO.	YDS	AVG	LG	TD	NO.	YDS	AVG	LG	TD
08/29	Ark.-Pine Bluff	3	46	15.3	24	0	3	35	11.7	18	1	2	42	21.0	25	0
09/07																
09/14																
09/20																
09/27																
10/04																
10/18																
10/25																
11/01																
11/16																
11/22																
11/29																
TOTALS		3	46	15.3	24	0	3	35	11.7	18	1	2	42	21.0	25	0

RECEIVING:		DAVION DOZIER					RASHOD DUBINION					SHAMAR EASTER				
DATE	OPP.	NO.	YDS	AVG	LG	TD	NO.	YDS	AVG	LG	TD	NO.	YDS	AVG	LG	TD
08/29	Ark.-Pine Bluff	1	13	13.0	13	0	2	14	7.0	11	0	1	16	16.0	16	0
09/07																
09/14																
09/20																
09/27																
10/04																
10/18																
10/25																
11/01																
11/16																
11/22																
11/29																
TOTALS		1	13	13.0	13	0	2	14	7.0	11	0	1	16	16.0	16	0

RECEIVING:		MONTE HARRISON					LUKE HASZ					RODNEY HILL				
DATE	OPP.	NO.	YDS	AVG	LG	TD	NO.	YDS	AVG	LG	TD	NO.	YDS	AVG	LG	TD
08/29	Ark.-Pine Bluff	2	29	14.5	18	0	3	42	14.0	20	0	2	16	8.0	10	0
09/07																
09/14																
09/20																
09/27																
10/04																
10/18																
10/25																
11/01																
11/16																
11/22																
11/29																
TOTALS		2	29	14.5	18	0	3	42	14.0	20	0	2	16	8.0	10	0

RECEIVING:	JA'QUINDEN JACKSON					KROSSE JOHNSON					ISAIAH SATEGNA				
DATE OPP.	NO.	YDS	AVG	LG	TD	NO.	YDS	AVG	LG	TD	NO.	YDS	AVG	LG	TD
08/29 Ark.-Pine Bluff	2	20	10.0	14	0	2	25	12.5	15	0	1	34	34.0	34	0
09/07															
09/14															
09/20															
09/27															
10/04															
10/18															
10/25															
11/01															
11/16															
11/22															
11/29															
TOTALS	2	20	10.0	14	0	2	25	12.5	15	0	1	34	34.0	34	0

RECEIVING:	ISAAC TESLAA					TY WASHINGTON				
DATE OPP.	NO.	YDS	AVG	LG	TD	NO.	YDS	AVG	LG	TD
08/29 Ark.-Pine Bluff	3	53	17.7	28	0	1	23	23.0	23	1
09/07										
09/14										
09/20										
09/27										
10/04										
10/18										
10/25										
11/01										
11/16										
11/22										
11/29										
TOTALS	3	53	17.7	28	0	1	23	23.0	23	1

2024 INDIVIDUAL GAME-BY-GAME STATS

RUSHING:		RASHOD DUBINION					TAYLEN GREEN					RODNEY HILL				
DATE	OPP.	NO.	YDS	AVG	LG	TD	NO.	YDS	AVG	LG	TD	NO.	YDS	AVG	LG	TD
08/29	Ark.-Pine Bluff	3	15	5.0	7	0	6	88	14.7	36	2	4	15	3.8	6	1
09/07																
09/14																
09/20																
09/27																
10/04																
10/18																
10/25																
11/01																
11/16																
11/22																
11/29																
TOTALS		3	15	5.0	7	0	6	88	14.7	36	2	4	15	3.8	6	1

RUSHING:		JA'QUINDEN JACKSON					KJ JACKSON					TYRELL REED JR.				
DATE	OPP.	NO.	YDS	AVG	LG	TD	NO.	YDS	AVG	LG	TD	NO.	YDS	AVG	LG	TD
08/29	Ark.-Pine Bluff	8	101	12.6	46	2	1	3	3.0	3	0	5	28	5.6	10	1
09/07																
09/14																
09/20																
09/27																
10/04																
10/18																
10/25																
11/01																
11/16																
11/22																
11/29																
TOTALS		8	101	12.6	46	2	1	3	3.0	3	0	5	28	5.6	10	1

RUSHING:		BRAYLEN RUSSELL					MALACHI SINGLETON				
DATE	OPP.	NO.	YDS	AVG	LG	TD	NO.	YDS	AVG	LG	TD
08/29	Ark.-Pine Bluff	3	23	7.7	11	1	3	6	2.0	4	1
09/07											
09/14											
09/20											
09/27											
10/04											
10/18											
10/25											
11/01											
11/16											
11/22											
11/29											
TOTALS		3	23	7.7	11	1	3	6	2.0	4	1

2024 INDIVIDUAL GAME-BY-GAME STATS

PASSING:		BLAKE BODA												
DATE	OPP.	ATT	CMP	YDS	CMP%	Y/A	Y/C	TD	TD%	INT	INT%	LG	SK/YD	RATE
08/29	Ark.-Pine Bluff													
<i>DNP</i>														
09/07														
09/14														
09/20														
09/27														
10/04														
10/18														
10/25														
11/01														
11/16														
11/22														
11/29														
TOTALS		0	0	0	0.0%	0.0	0.0	0	0.0%	0	0.0%	--	0/0	0.0

PASSING:		TAYLEN GREEN												
DATE	OPP.	ATT	CMP	YDS	CMP%	Y/A	Y/C	TD	TD%	INT	INT%	LG	SK/YD	RATE
08/29	Ark.-Pine Bluff	23	16	229	69.6%	10.0	14.3	2	8.7%	0	0.0%	34	0/0	130.5
09/07														
09/14														
09/20														
09/27														
10/04														
10/18														
10/25														
11/01														
11/16														
11/22														
11/29														
TOTALS		23	16	229	69.6%	10.0	14.3	2	8.7%	0	0.0%	34	0/0	130.5

PASSING:		KJ JACKSON												
DATE	OPP.	ATT	CMP	YDS	CMP%	Y/A	Y/C	TD	TD%	INT	INT%	LG	SK/YD	RATE
08/29	Ark.-Pine Bluff	4	4	59	100.0%	14.8	14.8	0	0.0%	0	0.0%	18	0/0	118.8
09/07														
09/14														
09/20														
09/27														
10/04														
10/18														
10/25														
11/01														
11/16														
11/22														
11/29														
TOTALS		4	4	59	100.0%	14.8	14.8	0	0.0%	0	0.0%	18	0/0	118.8

PASSING:		MALACHI SINGLETON												
DATE	OPP.	ATT	CMP	YDS	CMP%	Y/A	Y/C	TD	TD%	INT	INT%	LG	SK/YD	RATE
08/29	Ark.-Pine Bluff	10	8	120	80.0%	12.0	15.0	0	0.0%	0	0.0%	28	0/0	116.7
09/07														
09/14														
09/20														
09/27														
10/04														
10/18														
10/25														
11/01														
11/16														
11/22														
11/29														
TOTALS		10	8	120	80.0%	12.0	15.0	0	0.0%	0	0.0%	28	0/0	116.7

2024 INDIVIDUAL GAME-BY-GAME STATS

KICKOFF RETURNS:		ISAIAH SATEGNA					
DATE	OPP.	NO.	YDS	AVG	LG	FC	TD
08/29	Ark.-Pine Bluff	1	30	30.0	30	0	0
09/07							
09/14							
09/20							
09/27							
10/04							
10/18							
10/25							
11/01							
11/16							
11/22							
11/29							
TOTALS		1	30	30.0	30	0	0

ARKANSAS BIG PLAYS FROM SCRIMMAGE

	OPPONENT	RUSHING					PASSING				
		10-19	20-29	30-39	40-49	50+	10-19	20-29	30-39	40-49	50+
8/29	Ark.-Pine Bluff	3	0	2	1	0	16	5	1	0	0
9/7	at Oklahoma St.	--	--	--	--	--	--	--	--	--	--
9/14	UAB	--	--	--	--	--	--	--	--	--	--
9/20	at Auburn	--	--	--	--	--	--	--	--	--	--
9/27	at Texas A&M	--	--	--	--	--	--	--	--	--	--
10/4	Tennessee	--	--	--	--	--	--	--	--	--	--
10/18	LSU	--	--	--	--	--	--	--	--	--	--
10/25	at Mississippi St.	--	--	--	--	--	--	--	--	--	--
11/1	Ole Miss	--	--	--	--	--	--	--	--	--	--
11/16	Texas	--	--	--	--	--	--	--	--	--	--
11/22	Louisiana Tech	--	--	--	--	--	--	--	--	--	--
11/29	at Missouri	--	--	--	--	--	--	--	--	--	--
Totals		3	0	2	1	0	16	5	1	0	0

Game 2: Oklahoma State

2024 ALL TWO-POINT CONVERSIONS

ARKANSAS

DATE	OPPONENT	FIRST QUARTER	SECOND QUARTER	FIRST HALF	THIRD QUARTER	FOURTH QUARTER	SECOND HALF	OVERTIME	TOTAL
08/29	Ark.-Pine Bluff	28	21	49	7	14	21	--	70
09/07	at Oklahoma St.	--	--	--	--	--	--	--	--
09/14	UAB	--	--	--	--	--	--	--	--
09/20	at Auburn	--	--	--	--	--	--	--	--
09/27	at Texas A&M	--	--	--	--	--	--	--	--
10/04	Tennessee	--	--	--	--	--	--	--	--
10/18	LSU	--	--	--	--	--	--	--	--
10/25	at Mississippi St.	--	--	--	--	--	--	--	--
11/01	Ole Miss	--	--	--	--	--	--	--	--
11/16	Texas	--	--	--	--	--	--	--	--
11/22	Louisiana Tech	--	--	--	--	--	--	--	--
11/29	at Missouri	--	--	--	--	--	--	--	--
Totals		28	21	49	7	14	21	--	70

2024 ALL TWO-POINT CONVERSIONS

OPPONENTS

DATE	OPPONENT	FIRST QUARTER	SECOND QUARTER	FIRST HALF	THIRD QUARTER	FOURTH QUARTER	SECOND HALF	OVERTIME	TOTAL
08/29	Ark.-Pine Bluff	0	0	0	0	0	0	--	0
09/07	at Oklahoma St.	--	--	--	--	--	--	--	--
09/14	UAB	--	--	--	--	--	--	--	--
09/20	at Auburn	--	--	--	--	--	--	--	--
09/27	at Texas A&M	--	--	--	--	--	--	--	--
10/04	Tennessee	--	--	--	--	--	--	--	--
10/18	LSU	--	--	--	--	--	--	--	--
10/25	at Mississippi St.	--	--	--	--	--	--	--	--
11/01	Ole Miss	--	--	--	--	--	--	--	--
11/16	Texas	--	--	--	--	--	--	--	--
11/22	Louisiana Tech	--	--	--	--	--	--	--	--
11/29	at Missouri	--	--	--	--	--	--	--	--
Totals		0	0	0	0	0	0	--	0

Game 2: Oklahoma State

2024 ALL

QUARTERBACK SACKS

DATE	OPPONENT	SACKS	YARDS	PLAYERS
08/29	Ark.-Pine Bluff	4.0	33	Stephen Dix, Jr. 1.0-9.0, Eric Gregory 1.0-6.0, Bradley Shaw 1.0-13.0, Xavian Sorey 1.0-5.0
09/07		--	--	--
09/14		--	--	--
09/20		--	--	--
09/27		--	--	--
10/04		--	--	--
10/18		--	--	--
10/25		--	--	--
11/01		--	--	--
11/16		--	--	--
11/22		--	--	--
11/29		--	--	--
TOTALS		4.0	33	Bradley Shaw 1.0-13.0, Stephen Dix, Jr. 1.0-9.0, Eric Gregory 1.0-6.0, Xavian Sorey 1.0-5.0

QUARTERBACK HURRY

DATE	OPPONENT	QH	PLAYERS
08/29	Ark.-Pine Bluff	5	Landon Jackson 2, Quincy Rhodes Jr. 2, Bradley Shaw 1
09/07		--	--
09/14		--	--
09/20		--	--
09/27		--	--
10/04		--	--
10/18		--	--
10/25		--	--
11/01		--	--
11/16		--	--
11/22		--	--
11/29		--	--
TOTALS		5	Landon Jackson 2, Quincy Rhodes Jr. 2, Bradley Shaw 1

PASSES DEFENSED

DATE	OPPONENT	PD	PLAYERS
08/29	Ark.-Pine Bluff	4	Selman Bridges 1, Aidan McCowan 1, Marquise Robinson 1, Jaheim Singletary 1
09/07		--	--
09/14		--	--
09/20		--	--
09/27		--	--
10/04		--	--
10/18		--	--
10/25		--	--
11/01		--	--
11/16		--	--
11/22		--	--
11/29		--	--
TOTALS		4	Aidan McCowan 1, Jaheim Singletary 1, Marquise Robinson 1, Selman Bridges 1

Game 2: Oklahoma State

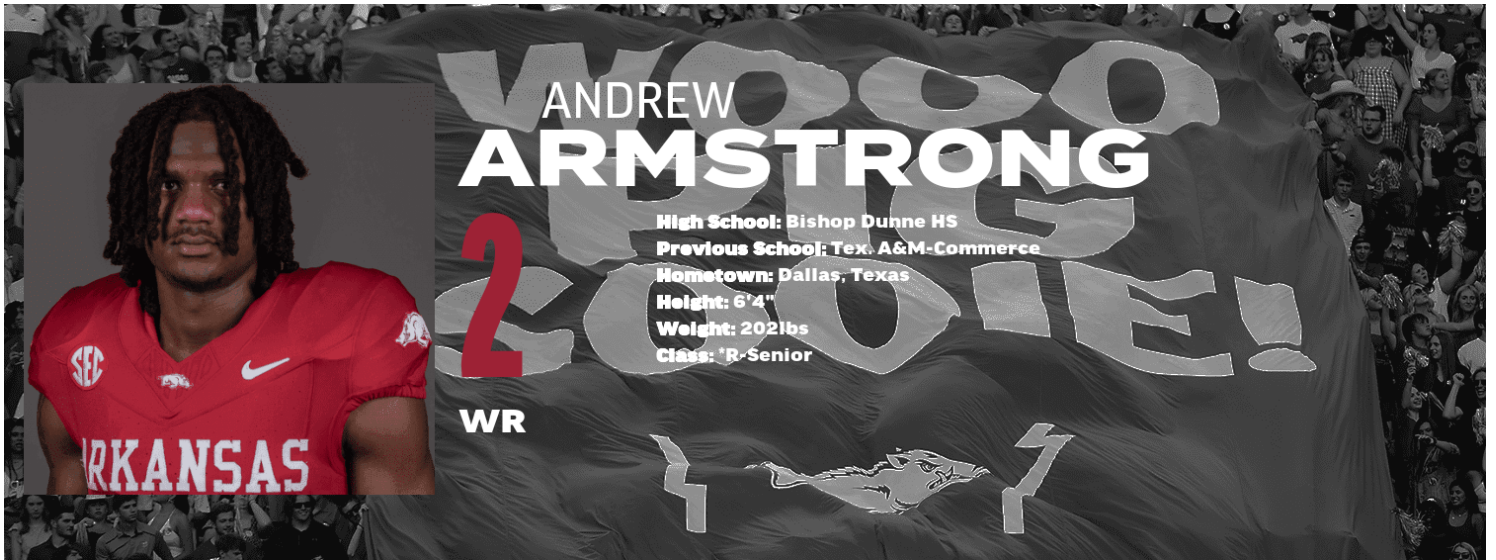
2024 REGULAR SEASON ARKANSAS RAZORBACKS OFFENSIVE HIGHS AND LOWS

HIGH	DATE	OPPONENT	CATEGORY	OPPONENT	DATE	LOW
70	8/29	vs. Ark.-Pine Bluff	Points	vs. Ark.-Pine Bluff	8/29	70
28	8/29	vs. Ark.-Pine Bluff	Points in a Quarter	vs. Ark.-Pine Bluff	8/29	7
49	8/29	vs. Ark.-Pine Bluff	Points in a Half	vs. Ark.-Pine Bluff	8/29	21
10	8/29	vs. Ark.-Pine Bluff	Total Touchdowns	vs. Ark.-Pine Bluff	8/29	10
33	8/29	vs. Ark.-Pine Bluff	Total Plays	vs. Ark.-Pine Bluff	8/29	33
687	8/29	vs. Ark.-Pine Bluff	Total Net Yards	vs. Ark.-Pine Bluff	8/29	687
34	8/29	vs. Ark.-Pine Bluff	Total First Downs	vs. Ark.-Pine Bluff	8/29	34
12	8/29	vs. Ark.-Pine Bluff	First Downs Rushing	vs. Ark.-Pine Bluff	8/29	12
22	8/29	vs. Ark.-Pine Bluff	First Downs Passing	vs. Ark.-Pine Bluff	8/29	22
0	8/29	vs. Ark.-Pine Bluff	First Down Penalties	vs. Ark.-Pine Bluff	8/29	0
100.0%	8/29	vs. Ark.-Pine Bluff	Third Down Efficiency	vs. Ark.-Pine Bluff	8/29	100.0%
9.81	8/29	vs. Ark.-Pine Bluff	Average Yards Per Play	vs. Ark.-Pine Bluff	8/29	9.81
279	8/29	vs. Ark.-Pine Bluff	Total Net Yards Rushing	vs. Ark.-Pine Bluff	8/29	279
33	8/29	vs. Ark.-Pine Bluff	Rushing Attempts	vs. Ark.-Pine Bluff	8/29	33
8	8/29	vs. Ark.-Pine Bluff	Rushing Average Yards	vs. Ark.-Pine Bluff	8/29	8
8	8/29	vs. Ark.-Pine Bluff	Rushing Touchdowns	vs. Ark.-Pine Bluff	8/29	8
408	8/29	vs. Ark.-Pine Bluff	Total Net Yards Passing	vs. Ark.-Pine Bluff	8/29	408
37	8/29	vs. Ark.-Pine Bluff	Passing Attempts	vs. Ark.-Pine Bluff	8/29	37
28	8/29	vs. Ark.-Pine Bluff	Passing Completions	vs. Ark.-Pine Bluff	8/29	28
2	8/29	vs. Ark.-Pine Bluff	Passing Touchdowns	vs. Ark.-Pine Bluff	8/29	2
11	8/29	vs. Ark.-Pine Bluff	Passing Yards Average	vs. Ark.-Pine Bluff	8/29	11
0	8/29	vs. Ark.-Pine Bluff	Passes Thrown for Interception	vs. Ark.-Pine Bluff	8/29	0
0	8/29	vs. Ark.-Pine Bluff	Times Sacked	vs. Ark.-Pine Bluff	8/29	0
0	8/29	vs. Ark.-Pine Bluff	QB Sacks	vs. Ark.-Pine Bluff	8/29	0
0	8/29	vs. Ark.-Pine Bluff	Sack Yards Lost	vs. Ark.-Pine Bluff	8/29	0
0	8/29	vs. Ark.-Pine Bluff	Total Punts	vs. Ark.-Pine Bluff	8/29	0
0	8/29	vs. Ark.-Pine Bluff	Total Punt Yards	vs. Ark.-Pine Bluff	8/29	0
0	8/29	vs. Ark.-Pine Bluff	Punt Gross Average Yards	vs. Ark.-Pine Bluff	8/29	0
0	8/29	vs. Ark.-Pine Bluff	Punt Net Average Yards	vs. Ark.-Pine Bluff	8/29	0
1	8/29	vs. Ark.-Pine Bluff	Punt Returns	vs. Ark.-Pine Bluff	8/29	1
33	8/29	vs. Ark.-Pine Bluff	Punt Return Yards	vs. Ark.-Pine Bluff	8/29	33
33.0	8/29	vs. Ark.-Pine Bluff	Punt Return Yards Average	vs. Ark.-Pine Bluff	8/29	33.0
1	8/29	vs. Ark.-Pine Bluff	Kickoff Returns	vs. Ark.-Pine Bluff	8/29	1
30	8/29	vs. Ark.-Pine Bluff	Kickoff Return Yards	vs. Ark.-Pine Bluff	8/29	30
6	8/29	vs. Ark.-Pine Bluff	Total Penalties	vs. Ark.-Pine Bluff	8/29	6
48	8/29	vs. Ark.-Pine Bluff	Penalty Yards	vs. Ark.-Pine Bluff	8/29	48
2	8/29	vs. Ark.-Pine Bluff	Total Fumbles	vs. Ark.-Pine Bluff	8/29	2
0	8/29	vs. Ark.-Pine Bluff	Fumbles Lost	vs. Ark.-Pine Bluff	8/29	0
32.249	8/29	vs. Ark.-Pine Bluff	Time of Possession	vs. Ark.-Pine Bluff	8/29	32.249
0	8/29	vs. Ark.-Pine Bluff	Turnovers	vs. Ark.-Pine Bluff	8/29	0
40,127	8/29	vs. Ark.-Pine Bluff	Attendance	vs. Ark.-Pine Bluff	8/29	40,127

Game 2: Oklahoma State

2024 REGULAR SEASON ARKANSAS RAZORBACKS DEFENSIVE HIGHS AND LOWS

HIGH	DATE	OPPONENT	CATEGORY	OPPONENT	DATE	LOW
0	8/29	vs. Ark.-Pine Bluff	Points	vs. Ark.-Pine Bluff	8/29	0
0	8/29	vs. Ark.-Pine Bluff	Points in a Quarter	vs. Ark.-Pine Bluff	8/29	0
0	8/29	vs. Ark.-Pine Bluff	Points in a Half	vs. Ark.-Pine Bluff	8/29	0
0	8/29	vs. Ark.-Pine Bluff	Total Touchdowns	vs. Ark.-Pine Bluff	8/29	0
19	8/29	vs. Ark.-Pine Bluff	Total Plays	vs. Ark.-Pine Bluff	8/29	19
130	8/29	vs. Ark.-Pine Bluff	Total Net Yards	vs. Ark.-Pine Bluff	8/29	130
10	8/29	vs. Ark.-Pine Bluff	Total First Downs	vs. Ark.-Pine Bluff	8/29	10
3	8/29	vs. Ark.-Pine Bluff	First Downs Rushing	vs. Ark.-Pine Bluff	8/29	3
6	8/29	vs. Ark.-Pine Bluff	First Downs Passing	vs. Ark.-Pine Bluff	8/29	6
1	8/29	vs. Ark.-Pine Bluff	First Down Penalties	vs. Ark.-Pine Bluff	8/29	1
2.83	8/29	vs. Ark.-Pine Bluff	Average Yards Per Play	vs. Ark.-Pine Bluff	8/29	2.83
7	8/29	vs. Ark.-Pine Bluff	Total Net Yards Rushing	vs. Ark.-Pine Bluff	8/29	7
23	8/29	vs. Ark.-Pine Bluff	Rushing Attempts	vs. Ark.-Pine Bluff	8/29	23
0	8/29	vs. Ark.-Pine Bluff	Rushing Average Yards	vs. Ark.-Pine Bluff	8/29	0
0	8/29	vs. Ark.-Pine Bluff	Rushing Touchdowns	vs. Ark.-Pine Bluff	8/29	0
123	8/29	vs. Ark.-Pine Bluff	Total Net Yards Passing	vs. Ark.-Pine Bluff	8/29	123
23	8/29	vs. Ark.-Pine Bluff	Passing Attempts	vs. Ark.-Pine Bluff	8/29	23
11	8/29	vs. Ark.-Pine Bluff	Passing Completions	vs. Ark.-Pine Bluff	8/29	11
0	8/29	vs. Ark.-Pine Bluff	Passing Touchdowns	vs. Ark.-Pine Bluff	8/29	0
5	8/29	vs. Ark.-Pine Bluff	Passing Yards Average	vs. Ark.-Pine Bluff	8/29	5
0	8/29	vs. Ark.-Pine Bluff	Passes Thrown for Interception	vs. Ark.-Pine Bluff	8/29	0
4	8/29	vs. Ark.-Pine Bluff	Times Sacked	vs. Ark.-Pine Bluff	8/29	4
4	8/29	vs. Ark.-Pine Bluff	QB Sacks	vs. Ark.-Pine Bluff	8/29	4
33	8/29	vs. Ark.-Pine Bluff	Sack Yards Lost	vs. Ark.-Pine Bluff	8/29	33
9	8/29	vs. Ark.-Pine Bluff	Total Punts	vs. Ark.-Pine Bluff	8/29	9
292	8/29	vs. Ark.-Pine Bluff	Total Punt Yards	vs. Ark.-Pine Bluff	8/29	292
32	8/29	vs. Ark.-Pine Bluff	Punt Gross Average Yards	vs. Ark.-Pine Bluff	8/29	32
31	8/29	vs. Ark.-Pine Bluff	Punt Net Average Yards	vs. Ark.-Pine Bluff	8/29	31
0	8/29	vs. Ark.-Pine Bluff	Punt Returns	vs. Ark.-Pine Bluff	8/29	0
0	8/29	vs. Ark.-Pine Bluff	Punt Return Yards	vs. Ark.-Pine Bluff	8/29	0
0.0	8/29	vs. Ark.-Pine Bluff	Punt Return Yards Average	vs. Ark.-Pine Bluff	8/29	0.0
1	8/29	vs. Ark.-Pine Bluff	Kickoff Returns	vs. Ark.-Pine Bluff	8/29	1
10	8/29	vs. Ark.-Pine Bluff	Kickoff Return Yards	vs. Ark.-Pine Bluff	8/29	10
5	8/29	vs. Ark.-Pine Bluff	Total Penalties	vs. Ark.-Pine Bluff	8/29	5
35	8/29	vs. Ark.-Pine Bluff	Penalty Yards	vs. Ark.-Pine Bluff	8/29	35
0	8/29	vs. Ark.-Pine Bluff	Total Fumbles	vs. Ark.-Pine Bluff	8/29	0
0	8/29	vs. Ark.-Pine Bluff	Fumbles Lost	vs. Ark.-Pine Bluff	8/29	0
27.75	8/29	vs. Ark.-Pine Bluff	Time of Possession	vs. Ark.-Pine Bluff	8/29	27.75
0	8/29	vs. Ark.-Pine Bluff	Turnovers	vs. Ark.-Pine Bluff	8/29	0
40,127	8/29	vs. Ark.-Pine Bluff	Attendance	vs. Ark.-Pine Bluff	8/29	40,127



- ▶ 2024 Biletnikoff Award Watch List
- ▶ 6 multiple touchdown-reception games
- ▶ Started and caught multiple passes in all 12 games in 2023

- ▶ Led Arkansas in receptions (56), receiving yards (764) and receiving touchdowns (5) in 2023.
- ▶ Transferred to Arkansas from Texas A&M-Commerce in 2023
- ▶ 28-game reception streak dating back to Oct. 16, 2021

ALL RUSHING/RECEIVING STATISTICS

DATE	TEAM	GP	GS	NO.	RECEIVING				NO.	RUSHING			
					YDS.	AVG.	LG	TD		YDS.	AVG.	LG	TD
2021	Tex. A&M-Commerce	10	3	15	297	19.8	74	3	0	0	0.0	0	0
2022	Tex. A&M-Commerce	11	11	62	1,020	16.5	96	13	0	0	0.0	0	0
2023	Arkansas	12	12	56	764	13.6	48	5	1	3	3.0	3	0
2024	Arkansas	0	0	0	0	0.0	0	0	0	0	0.0	0	0
Totals		33	26	133	2,081	15.6	96	21	1	3	3.0	3	0

SINGLE-GAME HIGHS: RUSHING/RECEIVING

Rush Attempts	1 vs. FIU, Nov 18, 2023	Receiving TDs	3 vs. North American, Sep 24, 2022 ...1 more at 3.
Rushing Yards	3 vs. FIU, Nov 18, 2023	All-Purpose Yards	153 at Southeastern La., Oct 08, 2022 134 vs. Lincoln (CA), Sep 01, 2022
Receptions	9 vs. BYU, Sep 16, 2023 ...1 more at 9.	Kickoff Returns	1 at Tennessee Tech, Sep 10, 2022
Receiving Yards	153 at Southeastern La., Oct 08, 2022 134 vs. Lincoln (CA), Sep 01, 2022 119 vs. North American, Sep 24, 2022	Kickoff Return Yards	18 at Tennessee Tech, Sep 10, 2022
Receiving Average	44.7 vs. Lincoln (CA), Sep 01, 2022 34.3 at Florida, Nov 04, 2023 29.8 vs. North American, Sep 24, 2022		

100-YARD RECEIVING GAMES (7): ALL

DATE	TEAM	NO.	YDS.	AVG.	LG	TD
09/01/22	LINCOLN (CA)	3	134	44.7	96	3
09/17/22	at Sam Houston	7	104	14.9	31	0
09/24/22	NORTH AMERICAN	4	119	29.8	49	3
10/08/22	at Southeastern La.	8	153	19.1	77	2
10/15/22	at McNeese	9	113	12.6	48	2
10/22/22	HOUSTON CHRISTIAN	6	102	17.0	45	1
11/04/23	at Florida	3	103	34.3	48	0

Game 2: Oklahoma State

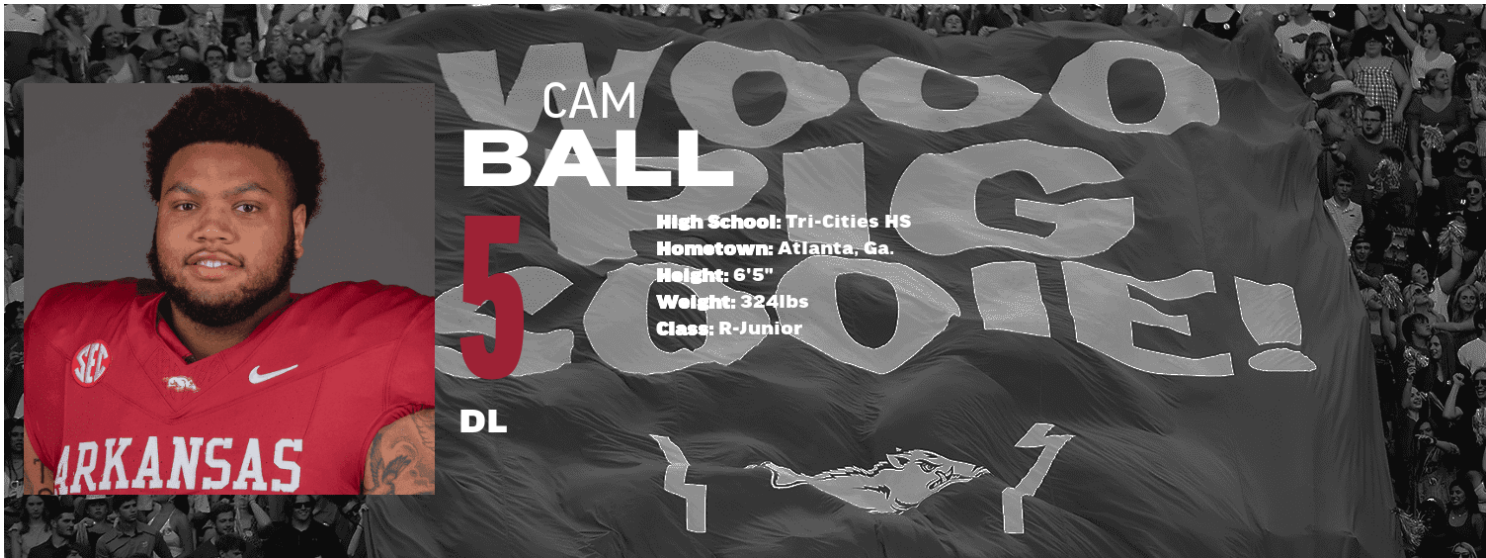
2023 GAME-BY-GAME ALL STATISTICS (ARKANSAS)

DATE	OPPONENT	P/S	NO.	RECEIVING				RUSHING				W/L	SCORE	
				YDS.	AVG.	LG	TD	NO.	YDS.	AVG.	LG			TD
09/02	Western Caro.	S	5	78	15.6	29	1	0	0	0.0	0	0	W	56-13
09/09	Kent St.	S	4	21	5.3	9	2	0	0	0.0	0	0	W	28-6
09/16	BYU	S	9	98	10.9	21	0	0	0	0.0	0	0	L	31-38
09/23	at LSU	S	6	76	12.7	22	0	0	0	0.0	0	0	L	31-34
09/30	at Texas A&M	S	3	78	26.0	48	1	0	0	0.0	0	0	L	22-34
10/07	at Ole Miss	S	8	86	10.8	21	0	0	0	0.0	0	0	L	20-27
10/14	at Alabama	S	4	48	12.0	21	0	0	0	0.0	0	0	L	21-24
10/21	Mississippi St.	S	4	35	8.8	19	0	0	0	0.0	0	0	L	3-7
11/04	at Florida	S	3	103	34.3	48	0	0	0	0.0	0	0	W	39-36+
11/11	Auburn	S	2	34	17.0	31	0	0	0	0.0	0	0	L	10-48
11/18	FIU	S	4	67	16.8	27	0	1	3	3.0	3	0	W	44-20
11/24	Missouri	S	4	40	10.0	18	1	0	0	0.0	0	0	L	14-48
2023 totals			12-12	56	764	13.6	48	5	1	3	3.0	3	0	4-8

+ - Overtime

2024 GAME-BY-GAME ALL STATISTICS (ARKANSAS)

DATE	OPPONENT	P/S	NO.	RECEIVING				RUSHING				W/L	SCORE	
				YDS.	AVG.	LG	TD	NO.	YDS.	AVG.	LG			TD
08/29	Ark.-Pine Bluff							DNP					W	70-0
2024 totals			0-0	0	0	0.0	0	0	0	0	0.0	0	0	1-0



- ▶ 2024 Wuerffel Trophy Watch List
- ▶ Seen action in 24 of the Razorbacks' last 25 games with seven career starts.
- ▶ Posted a career-high 32 tackles in addition to 1.5 tackles for loss, a half sack and a forced fumble

- ▶ Recorded a tackle for loss as part of a four-tackle performance vs. Mississippi State (Oct. 21, 2023)
- ▶ Logged a career-best six tackles and a half sack at LSU (Sept. 23, 2023)
- ▶ Recorded his first career sack and forced a fumble in Liberty Bowl victory over Kansas (Dec. 28, 2022)

ALL DEFENSIVE STATISTICS

DATE	TEAM	GP	GS	TACKLES								INTERCEPTIONS					O. FUMB				ST				MISC					
				TK	S	A	TFL	YDS	SK	YDS	QH	NO	YDS	LG	TD	PD	FF	FR	TD	YDS	TK	S	A	FF	FR	S	A			
2021	Arkansas	3	0	1	0	1	0.0	0.0	0.0	0.0	0	0	0	0	0	0	0	0	0	0	0	0	0	0	0	0	0	0	0	0
2022	Arkansas	12	1	29	9	20	2.5	7.0	1.0	4.0	1	0	0	0	0	0	0	0	1	0	0	0	0	0	0	0	0	0	0	0
2023	Arkansas	11	6	32	7	25	1.5	2.0	0.5	0.0	0	0	0	0	0	0	0	1	0	0	0	0	0	0	0	0	0	0	0	
2024	Arkansas	1	1	2	1	1	0.0	0.0	0.0	0.0	0	0	0	0	0	0	0	0	0	0	0	0	0	0	0	0	0	0	0	
Totals		27	8	64	17	47	4.0	9.0	1.5	4.0	2	0	0	0	0	0	0	2	0	0	0	0	0	0	0	0	0	0	0	

SINGLE-GAME HIGHS: DEFENSIVE

Total Tackles	6 at LSU, Sep 23, 2023 5 vs. Missouri, Nov 24, 2023 ...1 more at 5.	Forced Fumbles	1 vs. Mississippi St., Oct 21, 2023 ...1 more at 1.
Solo Tackles	2 vs. Missouri, Nov 24, 2023 ...3 more at 2.	Tackles For Loss	1 vs. Mississippi St., Oct 21, 2023 ...2 more at 1.
Sacks	1.0 vs. Kansas, Dec 28, 2022 0.5 at LSU, Sep 23, 2023		

2023 GAME-BY-GAME ALL STATISTICS (ARKANSAS)

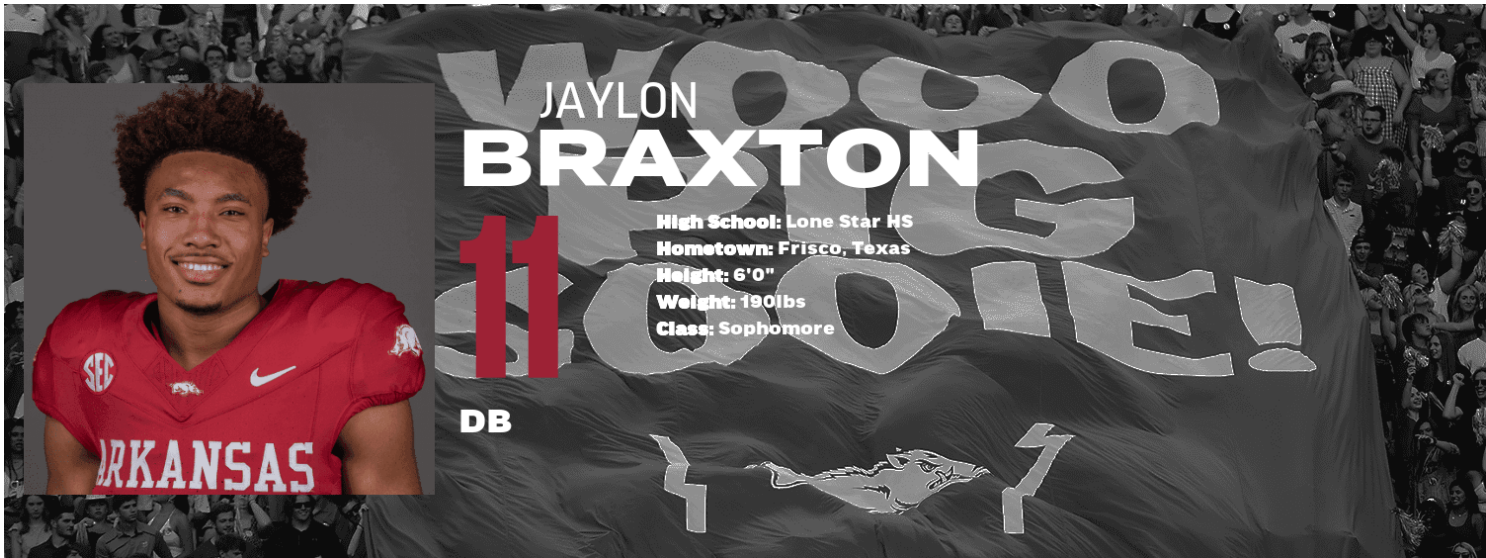
DATE	OPPONENT	P/S	TACKLES								INTERCEPTIONS					O. FUMB				ST				MISC		W/L	SCORE				
			TK	S	A	SK	YDS	TFL	YDS	QH	NO	YDS	LG	TD	PD	FF	FR	TD	YDS	TK	S	A	FF	FR	S			A			
09/02	Western Caro.	P	2	0	2	0.0	0.0	0.0	0.0	0	0	0	0	0	0	0	0	0	0	0	0	0	0	0	0	0	0	0	0	W	56-13
09/09	Kent St.	P	4	1	3	0.0	0.0	0.0	0.0	0	0	0	0	0	0	0	0	0	0	0	0	0	0	0	0	0	0	0	0	W	28-6
09/16	BYU	P	1	0	1	0.0	0.0	0.0	0.0	0	0	0	0	0	0	0	0	0	0	0	0	0	0	0	0	0	0	0	L	31-38	
09/23	at LSU	P	6	1	5	0.5	0.0	0.5	0.0	0	0	0	0	0	0	0	0	0	0	0	0	0	0	0	0	0	0	0	L	31-34	
09/30	at Texas A&M	S	2	0	2	0.0	0.0	0.0	0.0	0	0	0	0	0	0	0	0	0	0	0	0	0	0	0	0	0	0	0	L	22-34	
10/07	at Ole Miss	S	2	0	2	0.0	0.0	0.0	0.0	0	0	0	0	0	0	0	0	0	0	0	0	0	0	0	0	0	0	0	L	20-27	
10/14	at Alabama																												L	21-24	
10/21	Mississippi St.	P	4	1	3	0.0	0.0	1.0	2.0	0	0	0	0	0	0	1	0	0	0	0	0	0	0	0	0	0	0	0	L	3-7	
11/04	at Florida	S	1	0	1	0.0	0.0	0.0	0.0	0	0	0	0	0	0	0	0	0	0	0	0	0	0	0	0	0	0	0	W	39-36+	
11/11	Auburn	S	4	1	3	0.0	0.0	0.0	0.0	0	0	0	0	0	0	0	0	0	0	0	0	0	0	0	0	0	0	0	L	10-48	
11/18	FIU	S	1	1	0	0.0	0.0	0.0	0.0	0	0	0	0	0	0	0	0	0	0	0	0	0	0	0	0	0	0	0	W	44-20	
11/24	Missouri	S	5	2	3	0.0	0.0	0.0	0.0	0	0	0	0	0	0	0	0	0	0	0	0	0	0	0	0	0	0	0	L	14-48	
2023 totals			11-6	32	7	25	0.5	0.0	1.5	2.0	0	0	0	0	0	0	0	1	0	0	0	0	0	0	0	0	0	0	4-8		

+ - Overtime

Game 2: Oklahoma State

2024 GAME-BY-GAME ALL STATISTICS (ARKANSAS)

DATE	OPPONENT	P/S	TACKLES			INTERCEPTIONS									O. FUMB			ST				MISC				SCORE								
			TK	S	A	SK	YDS	TFL	YDS	QH	NO	YDS	LG	TD	PD	FF	FR	TD	YDS	TK	S	A	FF	FR	S		A	W/L						
08/29	Ark.-Pine Bluff	S	2	1	1	0.0	0.0	0.0	0.0	0	0	0	0	0	0	0	0	0	0	0	0	0	0	0	0	0	0	0	0	0	0	0	W	70-0
2024 totals			1-1	2	1	1	0.0	0.0	0.0	0	0	0	0	0	0	0	0	0	0	0	0	0	0	0	0	0	0	0	0	0	0	1-0		



JAYLON BRAXTON

11

DB

High School: Lone Star HS
Hometown: Frisco, Texas
Height: 6'0"
Weight: 190lbs
Class: Sophomore

- ▶ 2024 Second-Team Preseason All-SEC (CFN)
- ▶ 2023 Freshman All-SEC (Coaches)
- ▶ 2023 Midseason Freshman All-American (The Athletic)

- ▶ Led the team with eight pass break-ups while recording 20 tackles, a forced fumble, fumble recovery and interception in 2023
- ▶ Earned SEC Freshman of the Week for his big game at Florida (Nov. 4), forcing a fumble and returning it 33 yards for a touchdown (2023)

ALL DEFENSIVE STATISTICS

DATE	TEAM	GP	GS	TK	S	A	TACKLES					INTERCEPTIONS					O. FUMB					ST					MISC					
							TFL	YDS	SK	YDS	QH	NO	YDS	LG	TD	PD	FF	FR	TD	YDS	TK	S	A	FF	FR	S	A					
2023	Arkansas	9	6	20	11	9	0.0	0.0	0.0	0.0	0	1	0	0	0	8	1	1	2	33	0	0	0	0	0	0	0	0	0	0	0	0
2024	Arkansas	1	1	0	0	0	0.0	0.0	0.0	0.0	0	0	0	0	0	0	0	0	0	0	0	0	0	0	0	0	0	0	0	0	0	
Totals		10	7	20	11	9	0.0	0.0	0.0	0.0	0	1	0	0	0	8	1	1	2	33	0	0	0	0	0	0	0	0	0	0	0	

SINGLE-GAME HIGHS: DEFENSIVE

Total Tackles	4 at Florida, Nov 04, 2023 3 vs. Auburn, Nov 11, 2023 ...3 more at 3.	Fumble Recoveries	1 at Florida, Nov 04, 2023
Solo Tackles	3 at Florida, Nov 04, 2023 2 vs. Auburn, Nov 11, 2023 ...2 more at 2.	Interceptions	1 vs. Auburn, Nov 11, 2023
Passes Defensed	3 vs. Auburn, Nov 11, 2023 2 at Ole Miss, Oct 07, 2023 1 at LSU, Sep 23, 2023 ...2 more at 1.	Longest Opponent's Fumble Return	33 at Florida, Nov 04, 2023
Forced Fumbles	1 at Florida, Nov 04, 2023	Longest Own Fumble Return	33 at Florida, Nov 04, 2023

2024 GAME-BY-GAME ALL STATISTICS (ARKANSAS)

DATE	OPPONENT	P/S	TACKLES					INTERCEPTIONS					O. FUMB					ST					MISC							
			TK	S	A	SK	YDS	TFL	YDS	QH	NO	YDS	LG	TD	PD	FF	FR	TD	YDS	TK	S	A	FF	FR	S	A	W/L	SCORE		
08/29	Ark.-Pine Bluff	S	0	0	0	0.0	0.0	0.0	0	0	0	0	0	0	0	0	0	0	0	0	0	0	0	0	0	0	0	0	W	70-0
2024 totals		1-1	0	0	0	0.0	0.0	0.0	0	0	0	0	0	0	0	0	0	0	0	0	0	0	0	0	0	0	0	1-0		



- ▶ Had three catches for 35 yards and a TD against UAPB (Aug.29)
- ▶ Transferred from Bowling Green following 2023 season
- ▶ Led the Falcons with seven receiving touchdowns (2023)

- ▶ Had a career-best 596 receiving yards (2022)
- ▶ Started all five games in 2020
- ▶ Was the tallest wide receiver in the nation in 2022

ALL RUSHING/RECEIVING STATISTICS

DATE	TEAM	GP	GS	NO.	RECEIVING				TD	NO.	RUSHING			TD
					YDS.	AVG.	LG	YDS.			AVG.	LG		
2019	Bowling Green	3	0	0	0	0.0	0	0	0	0	0.0	0	0	
2020	Bowling Green	5	5	6	97	16.2	37	0	0	0	0.0	0	0	
2021	Bowling Green	11	9	36	596	16.6	64	5	0	0	0.0	0	0	
2022	Bowling Green	13	7	32	506	15.8	44	7	0	0	0.0	0	0	
2023	Arkansas	12	4	15	109	7.3	19	3	1	9	9.0	9	0	
2024	Arkansas	1	1	3	35	11.7	18	1	0	0	0.0	0	0	
Totals		45	26	92	1,343	14.6	64	16	1	9	9.0	9	0	

ALL RETURN STATISTICS

DATE	TEAM	RET.	YDS.	AVG.	LG	TD	NO.	FC	PUNT RETURNS				TD
									YDS.	AVG.	LG	TD	
2019	Bowling Green	0	0	0.0	0	0	0	0	0	0	0.0	0	0
2020	Bowling Green	0	0	0.0	0	0	0	0	0	0	0.0	0	0
2021	Bowling Green	0	0	0.0	0	0	0	0	0	0	0.0	0	0
2022	Bowling Green	0	0	0.0	0	0	0	0	0	0	0.0	0	0
2023	Arkansas	0	0	0.0	0	0	0	0	0	0	0.0	0	0
2024	Arkansas	0	0	0.0	0	0	0	0	0	0	0.0	0	0
Totals		0	0	0.0	0	0	0	0	0	0	0.0	0	0

SINGLE-GAME HIGHS: RUSHING/RECEIVING

Rush Attempts	1 vs. BYU, Sep 16, 2023	Receiving Average	27.8 vs. Akron, Oct 09, 2021
Rushing Yards	9 vs. BYU, Sep 16, 2023		27.5 at Buffalo, Oct 30, 2021
Receptions	8 vs. Kent St., Nov 09, 2022		25.3 vs. South Alabama, Sep 11, 2021
	6 vs. Murray St., Sep 18, 2021	Receiving TDs	2 at Central Mich., Oct 22, 2022
	5 at Miami (OH), Nov 16, 2021		...2 more at 2.
	...1 more at 5.	All-Purpose Yards	111 vs. Akron, Oct 09, 2021
Receiving Yards	111 vs. Akron, Oct 09, 2021		110 at Buffalo, Oct 30, 2021
	110 at Buffalo, Oct 30, 2021		84 vs. Kent St., Nov 09, 2022
	84 vs. Kent St., Nov 09, 2022		

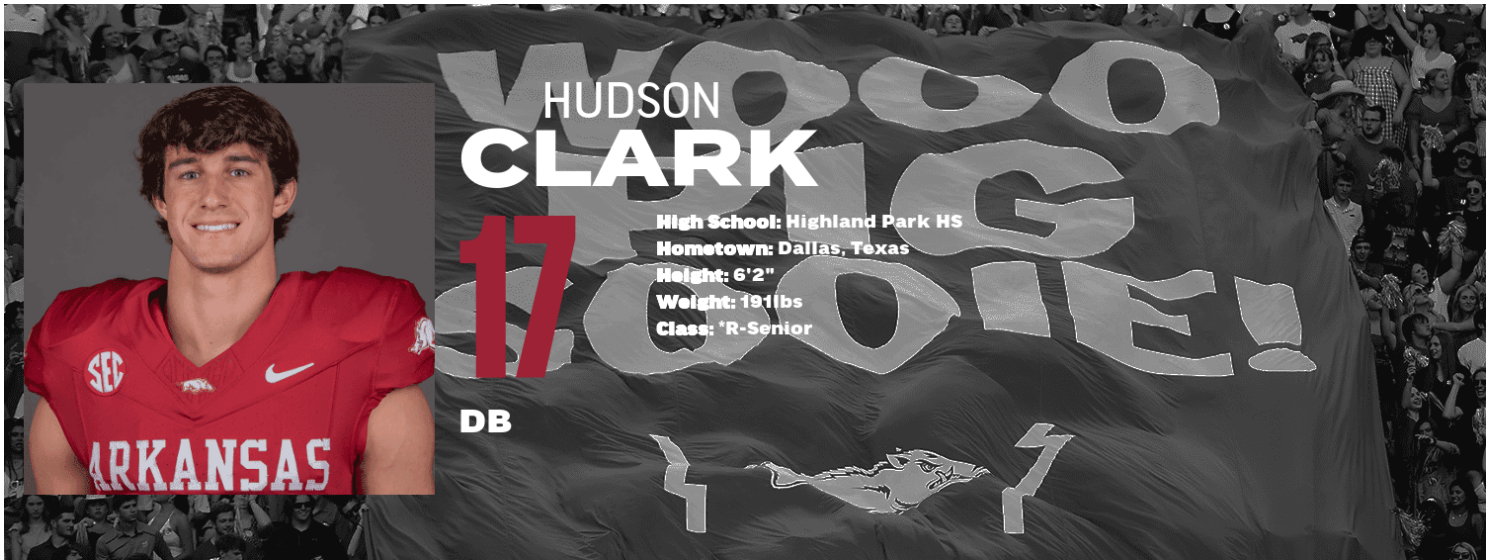
100-YARD RECEIVING GAMES (2): ALL

DATE	TEAM	NO.	YDS.	AVG.	LG	TD
10/09/21	AKRON	4	111	27.8	45	2
10/30/21	at Buffalo	4	110	27.5	64	2

Game 2: Oklahoma State

2024 GAME-BY-GAME ALL STATISTICS (ARKANSAS)

DATE	OPPONENT	P/S	NO.	RECEIVING				RUSHING				W/L	SCORE	
				YDS.	AVG.	LG	TD	NO.	YDS.	AVG.	LG			TD
08/29	Ark.-Pine Bluff	S	3	35	11.7	18	1	0	0	0.0	0	0	W	70-0
2024 totals		1-1	3	35	11.7	18	1	0	0	0.0	0	0	1-0	



- ▶ One of the most experienced players on roster with 45 games played and 31 starts
- ▶ Became the 21st Razorback in school history to earn First-Team Academic All-America in 2023

- ▶ 2024 Reese's Senior Bowl Watch List
- ▶ 2023 William V. Campbell Trophy Semifinalist
- ▶ 2023 NFF Hampshire Honor Society Member
- ▶ 2022 First-Team All-SEC (USA Today)

ALL DEFENSIVE STATISTICS

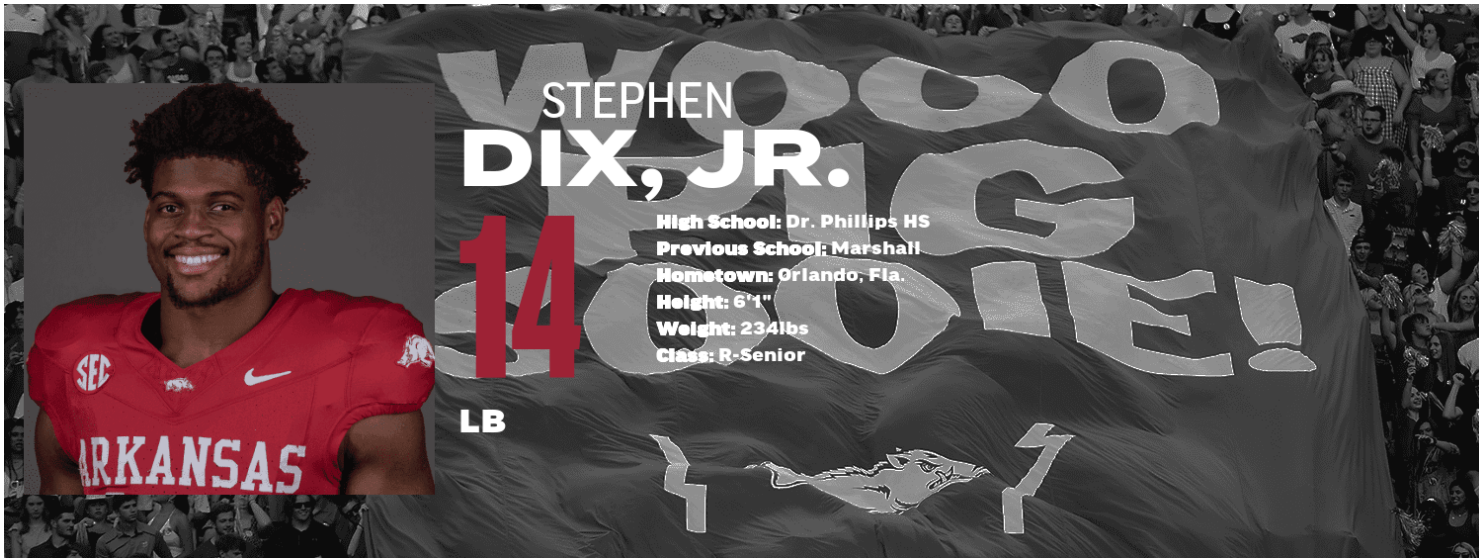
DATE	TEAM	GP	GS	TK	TACKLES							INTERCEPTIONS							O. FUMB					ST					MISC				
					S	A	TFL	YDS	SK	YDS	QH	NO	YDS	LG	TD	PD	FF	FR	TD	YDS	TK	S	A	FF	FR	S	A						
2020	Arkansas	8	7	47	32	15	1.0	1.0	0.0	0.0	0	3	18	18	0	3	0	0	0	0	0	0	0	0	0	0	0	0	0	0	0	0	0
2021	Arkansas	12	4	22	9	13	1.0	4.0	0.0	0.0	0	0	0	0	0	1	0	0	0	0	0	0	0	0	0	0	0	0	0	0	0	0	
2022	Arkansas	12	10	67	33	34	4.0	9.0	0.0	0.0	0	1	0	0	0	10	2	2	0	-5	0	0	0	0	0	0	0	0	0	0	0	0	
2023	Arkansas	12	9	51	31	20	4.5	24.0	0.5	3.0	1	1	0	0	0	4	0	1	0	1	0	0	0	0	0	0	0	0	0	0	0	0	
2024	Arkansas	1	0	0	0	0	0.0	0.0	0.0	0.0	0	0	0	0	0	0	0	0	0	0	0	0	0	0	0	0	0	0	0	0	0	0	
Totals		45	30	187	105	82	10.5	38.0	0.5	3.0	1	5	18	18	0	18	2	3	0	-4	0	0	0	0	0	0	0	0	0	0	0	0	

SINGLE-GAME HIGHS: DEFENSIVE

Total Tackles	11 at BYU, Oct 15, 2022 10 at Missouri, Dec 05, 2020 9 vs. LSU, Nov 12, 2022 ...1 more at 9.	Tackles For Loss	2 at Missouri, Nov 25, 2022 1 vs. Missouri, Nov 24, 2023 ...7 more at 1.
Solo Tackles	8 at Missouri, Dec 05, 2020 7 at Texas A&M, Oct 31, 2020 ...1 more at 7.	Interceptions	3 vs. Ole Miss, Oct 17, 2020 1 vs. Western Caro., Sep 02, 2023 ...1 more at 1.
Sacks	0.5 at Alabama, Oct 14, 2023	Interception Return Yards	18 vs. Ole Miss, Oct 17, 2020
Passes Defensed	3 at Mississippi St., Oct 08, 2022 2 vs. LSU, Nov 12, 2022 1 vs. Missouri, Nov 24, 2023 ...12 more at 1.	Longest Opponent's Fumble Return	1 vs. BYU, Sep 16, 2023
Forced Fumbles	1 vs. Alabama, Oct 01, 2022 ...1 more at 1.	Longest Own Fumble Return	1 vs. BYU, Sep 16, 2023
Fumble Recoveries	1 vs. BYU, Sep 16, 2023 ...2 more at 1.		

2024 GAME-BY-GAME ALL STATISTICS (ARKANSAS)

DATE	OPPONENT	P/S	TACKLES							INTERCEPTIONS							O. FUMB					ST					MISC		
			TK	S	A	SK	YDS	TFL	YDS	QH	NO	YDS	LG	TD	PD	FF	FR	TD	YDS	TK	S	A	FF	FR	S	A	W/L	SCORE	
08/29	Ark.-Pine Bluff	P	0	0	0	0.0	0.0	0.0	0.0	0	0	0	0	0	0	0	0	0	0	0	0	0	0	0	0	0	0	W	70-0
2024 totals		1-0	0	0	0	0.0	0.0	0.0	0.0	0	0	0	0	0	0	0	0	0	0	0	0	0	0	0	0	0	1-0		



STEPHEN
DIX, JR.

14

LB

High School: Dr. Phillips HS
Previous School: Marshall
Hometown: Orlando, Fla.
Height: 6'1"
Weight: 234lbs
Class: R-Senior

- ▶ Transferred from Marshall following 2023 season
- ▶ Registered three tackles, a sack and 1.5 tackles for loss during a season-opening win over Arkansas-Pine Bluff (Aug. 29).
- ▶ Had career-highs in tackles (14), tackles for loss (2.5) and a sack at South

- ▶ Alabama (Nov. 18, 2023)
- ▶ Spent 2020-22 seasons at Florida State
- ▶ Started final five games as a true freshman at Florida State (2020).
- ▶ Rivals Freshman All-American (2020)

ALL DEFENSIVE STATISTICS

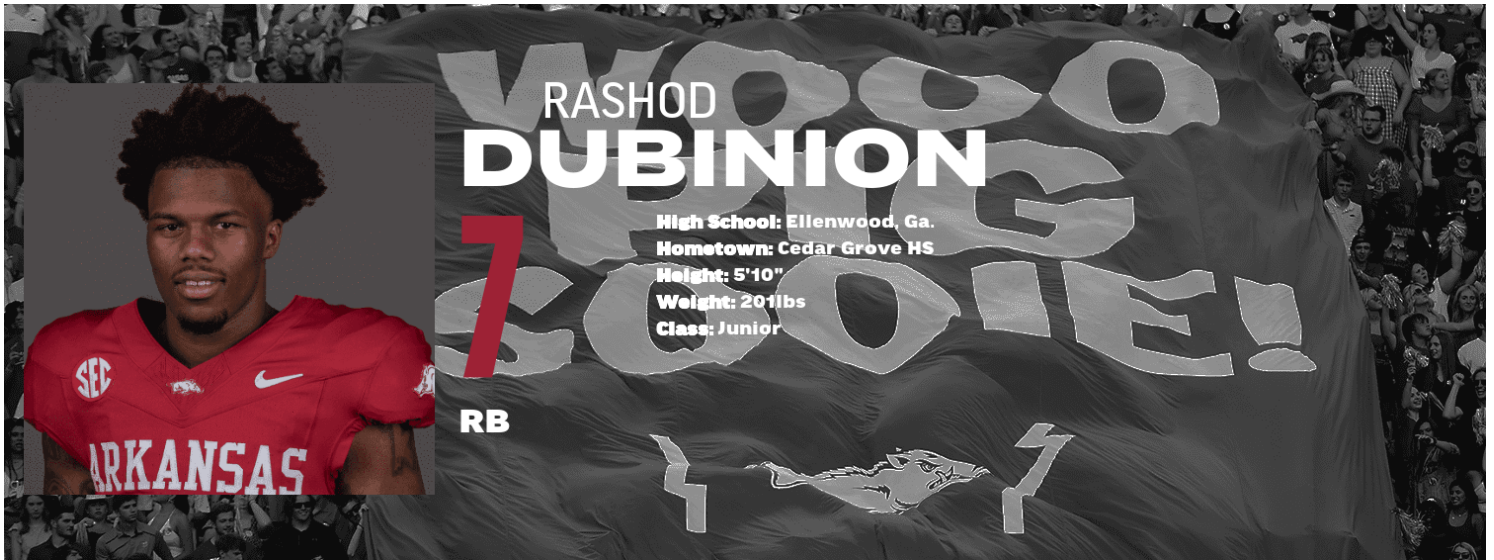
DATE	TEAM	GP	GS	TK	S	A	TACKLES					INTERCEPTIONS					O. FUMB			ST			MISC									
							TFL	YDS	SK	YDS	QH	NO	YDS	LG	TD	PD	FF	FR	TD	YDS	TK	S	A	FF	FR	S	A					
2020	Florida St.	11	7	41	16	25	3.0	5.0	0.0	0.0	1	0	0	0	0	0	0	0	0	0	0	0	0	0	0	0	0	0	0	0	0	0
2021	Florida St.	12	0	14	5	9	0.0	0.0	0.0	0.0	0	0	0	0	0	1	0	0	0	0	0	0	0	0	0	0	0	0	0	0	0	
2022	Florida St.	0	0	0	0	0	0.0	0.0	0.0	0.0	0	0	0	0	0	0	0	0	0	0	0	0	0	0	0	0	0	0	0	0	0	
2023	Marshall	13	7	67	31	36	7.0	27.0	2.0	17.0	4	0	0	0	0	1	0	1	0	8	0	0	0	0	0	0	0	0	0	0	0	
2024	Arkansas	1	0	3	2	1	1.5	9.0	1.0	9.0	0	0	0	0	0	0	0	0	0	0	0	0	0	0	0	0	0	0	0	0	0	
Totals		37	14	125	54	71	11.5	41.0	3.0	26.0	5	0	0	0	0	2	0	1	0	8	0	0	0	0	0	0	0	0	0	0	0	

SINGLE-GAME HIGHS: DEFENSIVE

Total Tackles	14 at South Alabama, Nov 18, 2023 9 vs. UTSA, Dec 19, 2023 ...1 more at 9.	Fumble Recoveries	1 vs. Arkansas St., Nov 25, 2023 2.5 at South Alabama, Nov 18, 2023
Solo Tackles	8 at South Alabama, Nov 18, 2023 7 vs. UTSA, Dec 19, 2023 3 at App State, Nov 04, 2023 ...5 more at 3.	Tackles For Loss	1.5 vs. Ark.-Pine Bluff, Aug 29, 2024 1 vs. UTSA, Dec 19, 2023 ...5 more at 1.
Sacks	1.0 vs. Ark.-Pine Bluff, Aug 29, 2024 ...2 more at 1.0.	Longest Opponent's Fumble Return	8 vs. Arkansas St., Nov 25, 2023
Passes Defensed	1 vs. Arkansas St., Nov 25, 2023 ...1 more at 1.	Longest Own Fumble Return	8 vs. Arkansas St., Nov 25, 2023

2024 GAME-BY-GAME ALL STATISTICS (ARKANSAS)

DATE	OPPONENT	P/S	TK	S	A	TACKLES					INTERCEPTIONS					O. FUMB			ST			MISC		SCORE								
						SK	YDS	TFL	YDS	QH	NO	YDS	LG	TD	PD	FF	FR	TD	YDS	TK	S	A	FF		FR	S	A	W/L				
08/29	Ark.-Pine Bluff	P	3	2	1	1.0	9.0	1.5	9.0	1.5	9.0	0	0	0	0	0	0	0	0	0	0	0	0	0	0	0	0	0	0	0	0	70-0
2024 totals		1-0	3	2	1	1.0	9.0	1.5	9.0	1.5	9.0	0	0	0	0	0	0	0	0	0	0	0	0	0	0	0	0	0	0	0	1-0	



- ▶ Has appeared in 24 games with three starts in his career
- ▶ Carried the ball a season-high 15 times for a season-best 78 yards with three receptions for 35 yards at LSU (Sept. 23, 2023)
- ▶ Scored first TD of the season on a one-yard run vs. Kent State (Sept. 9, 2023)

- ▶ Rushed for a career-high 112 yards and two touchdowns in Liberty Bowl win over Kansas (Dec. 28, 2022)
- ▶ Rated a four-star prospect out of Cedar Grove High School by Rivals
- ▶ Led Cedar Grove to a pair of state championships

ALL RUSHING/RECEIVING STATISTICS

DATE	TEAM	GP	GS	RUSHING					RECEIVING				
				NO.	YDS.	AVG.	LG	TD	NO.	YDS.	AVG.	LG	TD
2022	Arkansas	12	1	69	287	4.2	26	5	12	108	9.0	29	1
2023	Arkansas	10	2	82	260	3.2	15	1	14	85	6.1	26	1
2024	Arkansas	1	0	3	15	5.0	7	0	2	14	7.0	11	0
Totals		23	3	154	562	3.6	26	6	28	207	7.4	29	2

ALL RETURN STATISTICS

DATE	TEAM	KICKOFF RETURNS					PUNT RETURNS					
		RET.	YDS.	AVG.	LG	TD	NO.	FC	YDS.	AVG.	LG	TD
2022	Arkansas	0	0	0.0	0	0	1	0	3	3.0	3	0
2023	Arkansas	0	0	0.0	0	0	0	0	0	0.0	0	0
2024	Arkansas	0	0	0.0	0	0	0	0	0	0.0	0	0
Totals		0	0	0.0	0	0	1	0	3	3.0	3	0

SINGLE-GAME HIGHS: RUSHING/RECEIVING

Rush Attempts	20 vs. Kansas, Dec 28, 2022 15 at LSU, Sep 23, 2023 14 vs. Mississippi St., Oct 21, 2023 ...1 more at 14.	Receiving Average	11.7 at LSU, Sep 23, 2023 10.0 at BYU, Oct 15, 2022 6.3 vs. Kansas, Dec 28, 2022
Rushing Yards	112 vs. Kansas, Dec 28, 2022 78 at LSU, Sep 23, 2023 47 vs. Mississippi St., Oct 21, 2023 ...1 more at 47.	Receiving TDs	1 at Alabama, Oct 14, 2023 ...1 more at 1.
Rushing Average	5.6 vs. Kansas, Dec 28, 2022 5.2 at LSU, Sep 23, 2023 4.0 at Mississippi St., Oct 08, 2022	All-Purpose Yards	134 vs. Kansas, Dec 28, 2022 113 at LSU, Sep 23, 2023 58 vs. Mississippi St., Oct 21, 2023
Rushing TDs	2 vs. Kansas, Dec 28, 2022 ...1 more at 2.	Punt Return Yards	3 vs. Kansas, Dec 28, 2022
Receptions	5 vs. Mississippi St., Oct 21, 2023 4 at BYU, Oct 15, 2022 3 at LSU, Sep 23, 2023 ...1 more at 3.	Punt Returns	1 vs. Kansas, Dec 28, 2022
Receiving Yards	40 at BYU, Oct 15, 2022 35 at LSU, Sep 23, 2023 29 vs. Cincinnati, Sep 03, 2022		

100-YARD RUSHING GAMES (1): ALL

DATE	TEAM	ATT.	YDS.	AVG.	LG	TD
12/28/22	KANSAS	20	112	5.6	26	2

Game 2: Oklahoma State

2024 GAME-BY-GAME ALL STATISTICS (ARKANSAS)

DATE	OPPONENT	P/S	NO.	RUSHING				RECEIVING				W/L	SCORE	
				YDS.	AVG.	LG	TD	NO.	YDS.	AVG.	LG			TD
08/29	Ark.-Pine Bluff	P	3	15	5.0	7	0	2	14	7.0	11	0	W	70-0
2024 totals			3	15	5.0	7	0	2	14	7.0	11	0	1-0	



- ▶ Transferred from Boise State where he spent the 2021-23 seasons
- ▶ Became just the third Arkansas quarterback since 1997 to pass for multiple touchdowns and rush for multiple scores in a game vs. UAPB (Aug. 29)

- ▶ Has made 22 starts at Boise State, completing 287 of 483 passes (59%) for 3,794 yards and 25 touchdowns.
- ▶ 2022 Mountain West Freshman of the Year
- ▶ 2022 College Football News Freshman All-America Second Team

ALL PASSING STATISTICS

DATE	TEAM	GP	GS	ATT.	CMP.	PCT.	YDS	AVG.	TD	INT.	LG	SK	LST	RATE
2021	Boise St.	2	0	0	0	0.0	0	0.0	0	0	0	1	16	0.0
2022	Boise St.	13	10	271	166	61.3	2,042	7.5	14	6	52	6	45	92.5
2023	Boise St.	14	12	212	121	57.1	1,752	8.3	11	9	75	8	37	83.7
2024	Arkansas	1	1	23	16	69.6	229	10.0	2	0	34	0	0	130.5
Totals		30	23	506	303	59.9	4,023	8.0	27	15	75	15	98	90.5

ALL RUSHING STATISTICS

DATE	TEAM	GP	GS	NO.	YDS.	AVG.	LG	TD
2021	Boise St.	2	0	5	2	0.4	17	0
2022	Boise St.	13	10	81	588	7.3	91	10
2023	Boise St.	14	12	78	436	5.6	70	9
2024	Arkansas	1	1	6	88	14.7	36	2
Totals		30	23	170	1,114	6.6	91	21

ALL PASSING/RUSHING STATISTICS

DATE	TEAM	GP	GS	PASSING										RUSHING					
				ATT.	CMP.	PCT.	YDS	AVG.	TD	INT.	LG	SK	LST	RATE	NO.	YDS.	AVG.	LG	TD
2021	Boise St.	2	0	0	0	0.0	0	0.0	0	0	0	1	16	0.0	5	2	0.4	17	0
2022	Boise St.	13	10	271	166	61.3	2,042	7.5	14	6	52	6	45	92.5	81	588	7.3	91	10
2023	Boise St.	14	12	212	121	57.1	1,752	8.3	11	9	75	8	37	83.7	78	436	5.6	70	9
2024	Arkansas	1	1	23	16	69.6	229	10.0	2	0	34	0	0	130.5	6	88	14.7	36	2
Totals		30	23	506	303	59.9	4,023	8.0	27	15	75	15	98	90.5	170	1,114	6.6	91	21

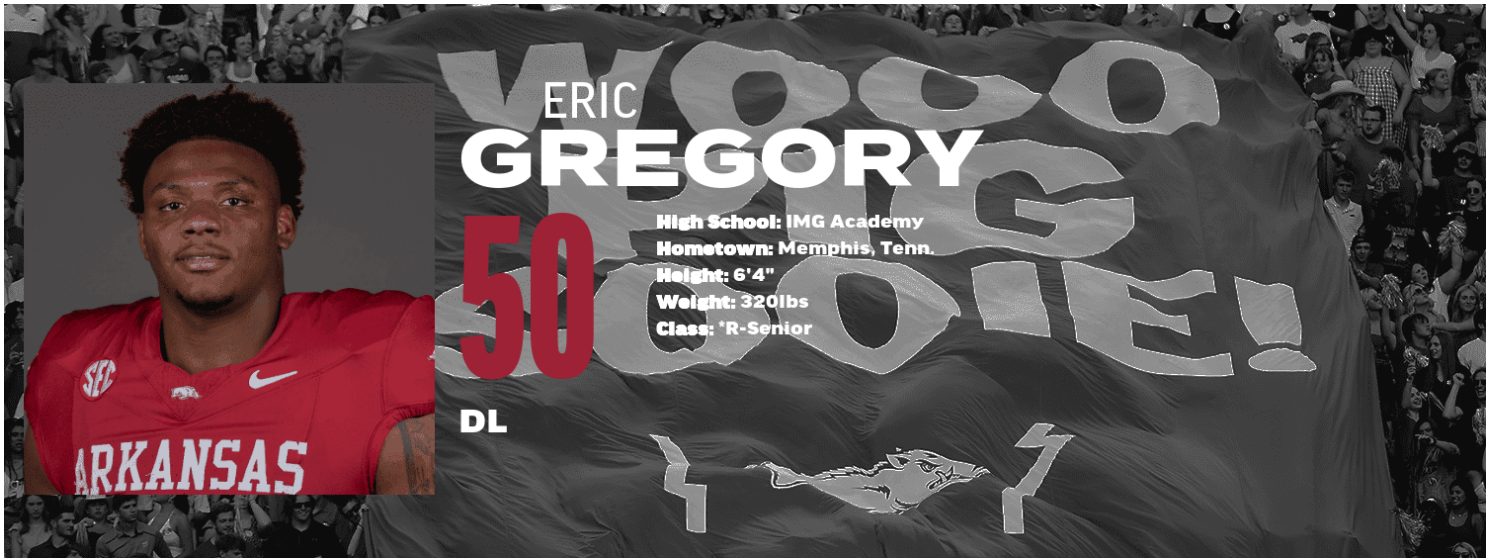
SINGLE-GAME HIGHS: QUARTERBACK

Pass Attempts	39 at Washington, Sep 02, 2023 38 vs. Fresno St., Dec 03, 2022 33 at Wyoming, Nov 19, 2022	Rush Attempts	12 vs. North Texas, Dec 17, 2022 11 at San Diego St., Sep 22, 2023 ...2 more at 11.
Pass Completions	24 vs. Colorado St., Oct 29, 2022 20 at Wyoming, Nov 19, 2022 19 at Washington, Sep 02, 2023 ...1 more at 19.	Rushing Yards	121 vs. North Texas, Dec 17, 2022 105 vs. San Diego St., Sep 30, 2022 102 at Oregon St., Sep 03, 2022
Yards Passing	305 vs. Colorado St., Oct 29, 2022 244 at Washington, Sep 02, 2023 229 vs. Ark.-Pine Bluff, Aug 29, 2024	Rushing Average	13.1 vs. San Diego St., Sep 30, 2022 11.3 at UNLV, Dec 02, 2023 10.1 vs. North Texas, Dec 17, 2022
TD Passes	4 vs. Utah St., Nov 25, 2022 2 vs. Ark.-Pine Bluff, Aug 29, 2024 ...5 more at 2.	Rushing TDs	2 vs. Ark.-Pine Bluff, Aug 29, 2024 ...5 more at 2.
Completion Percentage	80.0 at UNLV, Dec 02, 2023 ...1 more at 80.0.		

Game 2: Oklahoma State

300-YARD PASSING GAMES (1): ALL						
DATE	TEAM	NO.	YDS.	AVG.	LG	TD
10/29/22	COLORADO ST.	24	305	12.7	33	2

2024 GAME-BY-GAME ALL STATISTICS (ARKANSAS)																			
DATE	OPPONENT	P/S	ATT	CMP	YDS	PCT	PASSING					LG	SK/YD	RATE	RUSHING				SCORE
							Y/A	Y/C	TD	INT	ATT				YDS	LG	TD	W/L	
08/29	Ark.-Pine Bluff	S	23	16	229	69.6	10.0	14.3	2	0	34	0/0	130.5	6	88	36	2	W	70-0
2024 totals		1-1	23	16	229	69.6	10.0	14.3	2	0	34	0/0	130.5	6	88	36	2	1-0	



- ▶ Enters his sixth season in Fayetteville with 33 career starts
- ▶ Has played in 39 consecutive games, splitting time between defensive tackle and defensive end.
- ▶ Has recorded a sack in five consecutive seasons.

- ▶ Fall SEC Academic Honor Roll (2021, 2022)
- ▶ Recorded a season-best three tackles vs. Kent State (Sept. 9, 2023) with a half tackle for loss
- ▶ Four-star prospect by Rivals and ESPN

ALL DEFENSIVE STATISTICS

DATE	TEAM	GP	GS	TK	S	A	TACKLES					INTERCEPTIONS					O. FUMB					ST					MISC						
							TFL	YDS	SK	YDS	QH	NO	YDS	LG	TD	PD	FF	FR	TD	YDS	TK	S	A	FF	FR	S	A						
2019	Arkansas	2	0	4	1	3	0.0	0.0	0.0	0.0	0	0	0	0	0	0	0	0	0	0	0	0	0	0	0	0	0	0	0	0	0	0	0
2020	Arkansas	9	7	27	12	15	3.0	22.0	2.5	21.0	1	1	0	0	0	0	0	0	0	0	0	0	0	0	0	0	0	0	0	0	0	0	
2021	Arkansas	13	3	27	7	20	4.0	12.0	1.0	9.0	3	0	0	0	0	1	0	0	0	0	0	0	0	0	0	0	0	0	0	0	0	0	
2022	Arkansas	12	9	19	8	11	4.0	14.0	2.0	11.0	4	0	0	0	0	0	0	0	0	0	0	0	0	0	0	0	0	0	0	0	0	0	
2023	Arkansas	12	12	16	8	8	2.5	6.0	1.0	4.0	6	0	0	0	0	1	0	0	0	0	0	0	0	0	0	0	0	0	0	0	0	0	
2024	Arkansas	1	1	2	1	1	1.5	7.0	1.0	6.0	0	0	0	0	0	0	0	0	0	0	0	0	0	0	0	0	0	0	0	0	0	0	
Totals		49	32	95	37	58	15.0	61.0	7.5	51.0	14	1	0	0	0	2	0	0	0	0	0	0	0	0	0	0	0	0	0	0	0	0	

SINGLE-GAME HIGHS: DEFENSIVE

Total Tackles 6 at Auburn, Oct 10, 2020
5 vs. Tennessee, Nov 07, 2020
4 at LSU, Nov 13, 2021
...1 more at 4.

Solo Tackles 4 at Auburn, Oct 10, 2020
3 at Missouri, Nov 25, 2022
2 vs. Auburn, Nov 11, 2023
...7 more at 2.

Sacks 1.0 vs. Ark.-Pine Bluff, Aug 29, 2024
...6 more at 1.0.

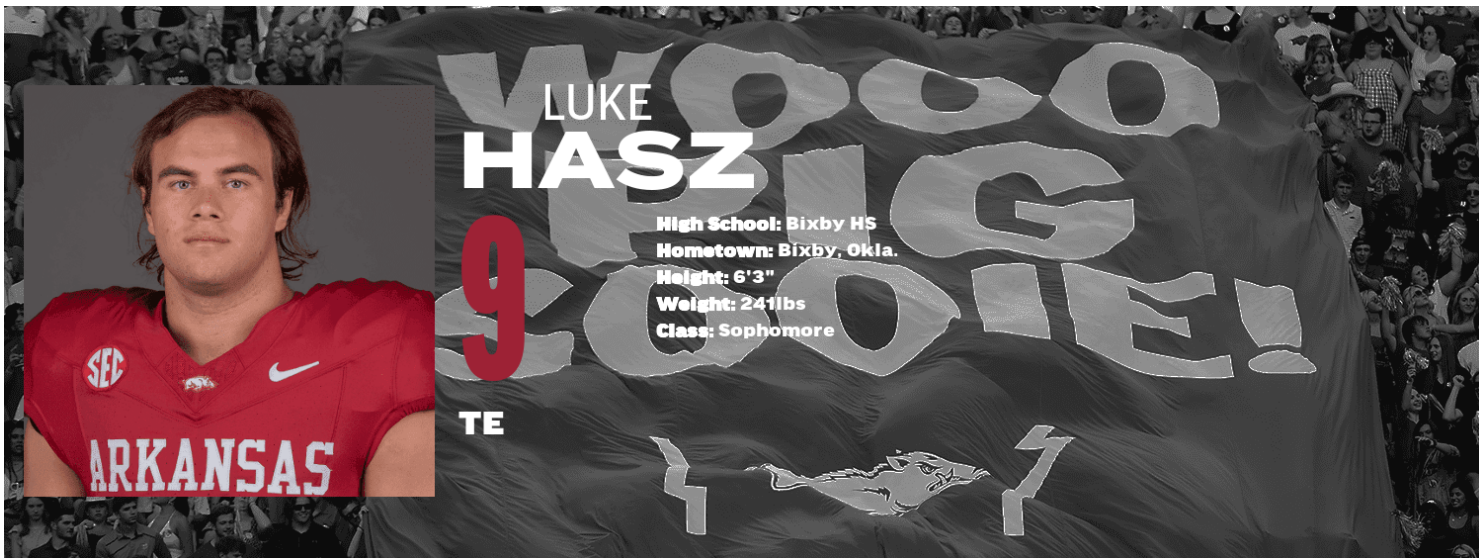
Passes Defensed 1 at Ole Miss, Oct 07, 2023
...1 more at 1.

Tackles For Loss 2 at Texas A&M, Sep 24, 2022
...1 more at 2.

Interceptions 1 vs. Tennessee, Nov 07, 2020

2024 GAME-BY-GAME ALL STATISTICS (ARKANSAS)

DATE	OPPONENT	P/S	TACKLES					INTERCEPTIONS					O. FUMB					ST					MISC		SCORE							
			TK	S	A	SK	YDS	TFL	YDS	QH	NO	YDS	LG	TD	PD	FF	FR	TD	YDS	TK	S	A	FF	FR		S	A	W/L				
08/29	Ark.-Pine Bluff	S	2	1	1	1.0	6.0	1.5	7.0	0	0	0	0	0	0	0	0	0	0	0	0	0	0	0	0	0	0	0	0	0	0	70-0
2024 totals		1-1	2	1	1	1.0	6.0	1.5	7.0	0	0	0	0	0	0	0	0	0	0	0	0	0	0	0	0	0	0	0	0	1-0		



- ▶ 2024 John Mackey Award Watch List
- ▶ 2024 Comeback Player of the Year Award Watch List
- ▶ Named to The Athletic's Midseason Freshman All-America team (2023)
- ▶ Suffered season-ending injury during fifth game of 2023 season.

- ▶ Ranked first among all freshmen tight ends in receiving yards and ranked seventh among all FBS tight ends in receiving yards at the time of his injury.
- ▶ Earned John Mackey Tight End of the Week honors after registering six receptions for 116 yards and two touchdowns at LSU (Sept. 23).

ALL RUSHING/RECEIVING STATISTICS

DATE	TEAM	GP	GS	NO.	RECEIVING				RUSHING				
					YDS.	AVG.	LG	TD	NO.	YDS.	AVG.	LG	TD
2023	Arkansas	5	5	16	253	15.8	59	3	0	0	0.0	0	0
2024	Arkansas	1	1	3	42	14.0	20	0	0	0	0.0	0	0
Totals		6	6	19	295	15.5	59	3	0	0	0.0	0	0

SINGLE-GAME HIGHS: RECEIVING

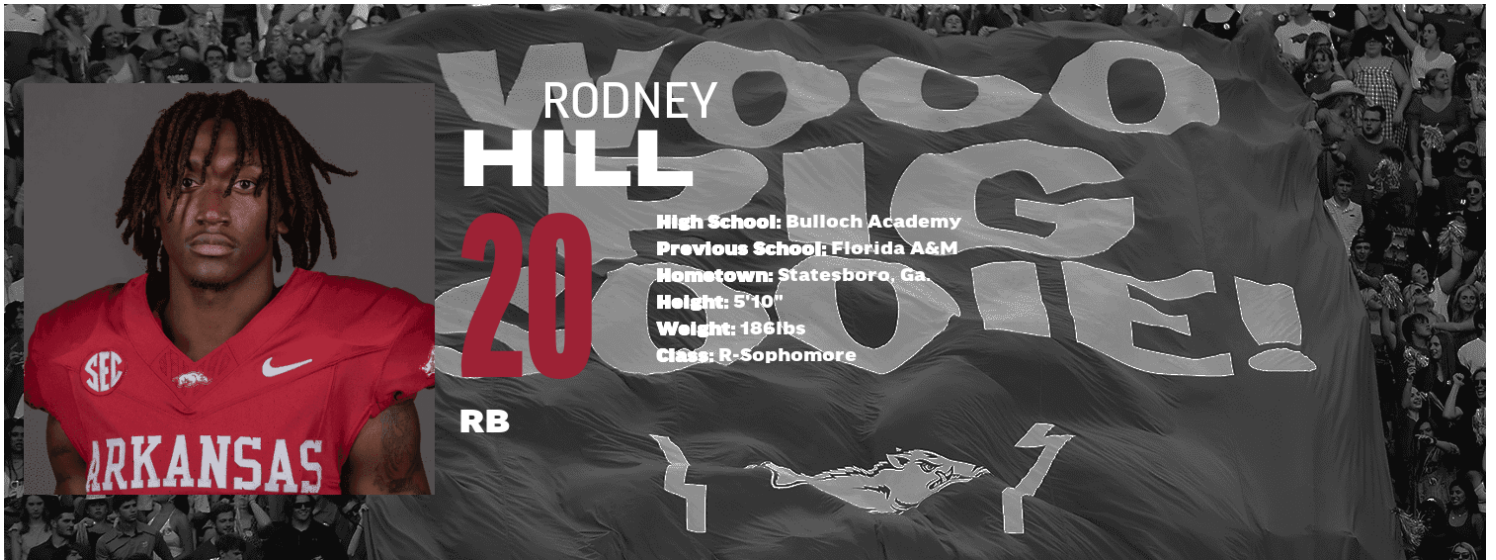
Receptions	6 at LSU, Sep 23, 2023 4 vs. BYU, Sep 16, 2023 3 vs. Ark.-Pine Bluff, Aug 29, 2024 ...1 more at 3.	Receiving TDs	2 at LSU, Sep 23, 2023 1 vs. BYU, Sep 16, 2023
Receiving Yards	116 at LSU, Sep 23, 2023 78 vs. BYU, Sep 16, 2023 42 vs. Ark.-Pine Bluff, Aug 29, 2024	All-Purpose Yards	116 at LSU, Sep 23, 2023 78 vs. BYU, Sep 16, 2023 42 vs. Ark.-Pine Bluff, Aug 29, 2024
Receiving Average	19.5 vs. BYU, Sep 16, 2023 19.3 at LSU, Sep 23, 2023 14.0 vs. Ark.-Pine Bluff, Aug 29, 2024		

100-YARD RECEIVING GAMES (1): ALL

DATE	TEAM	NO.	YDS.	AVG.	LG	TD
09/23/23	at LSU	6	116	19.3	59	2

2024 GAME-BY-GAME ALL STATISTICS (ARKANSAS)

DATE	OPPONENT	P/S	NO.	RECEIVING				RUSHING				W/L	SCORE	
				YDS.	AVG.	LG	TD	NO.	YDS.	AVG.	LG			
08/29	Ark.-Pine Bluff	S	3	42	14.0	20	0	0	0	0.0	0	0	W	70-0
2024 totals		1-1	3	42	14.0	20	0	0	0	0.0	0	0	1-0	



- ▶ Transferred from Florida State to Florida A&M during the spring before arriving in Fayetteville.
- ▶ Rushed for 16 yards and scored a TD in win over UAPB (Aug. 29)
- ▶ Scored a TD and rushed for 30 yards in win over No. 16 Duke (Oct. 21, 2023)

- ▶ Rushed for a career-high 55 yards and a score on nine carries in his collegiate debut against Duquesne (Aug. 27, 2022)
- ▶ Four-star prospect rated No. 235 in ESPN300
- ▶ Also played basketball and ran track while at Bulloch Academy

ALL RUSHING/RECEIVING STATISTICS

DATE	TEAM	GP	GS	RUSHING					RECEIVING				
				NO.	YDS.	AVG.	LG	TD	NO.	YDS.	AVG.	LG	TD
2022	Florida St.	4	0	27	144	5.3	18	1	0	0	0.0	0	0
2023	Florida St.	13	0	50	190	3.8	19	1	5	83	16.6	48	0
2024	Arkansas	1	0	4	15	3.8	6	1	2	16	8.0	10	0
Totals		18	0	81	349	4.3	19	3	7	99	14.1	48	0

ALL RETURN STATISTICS

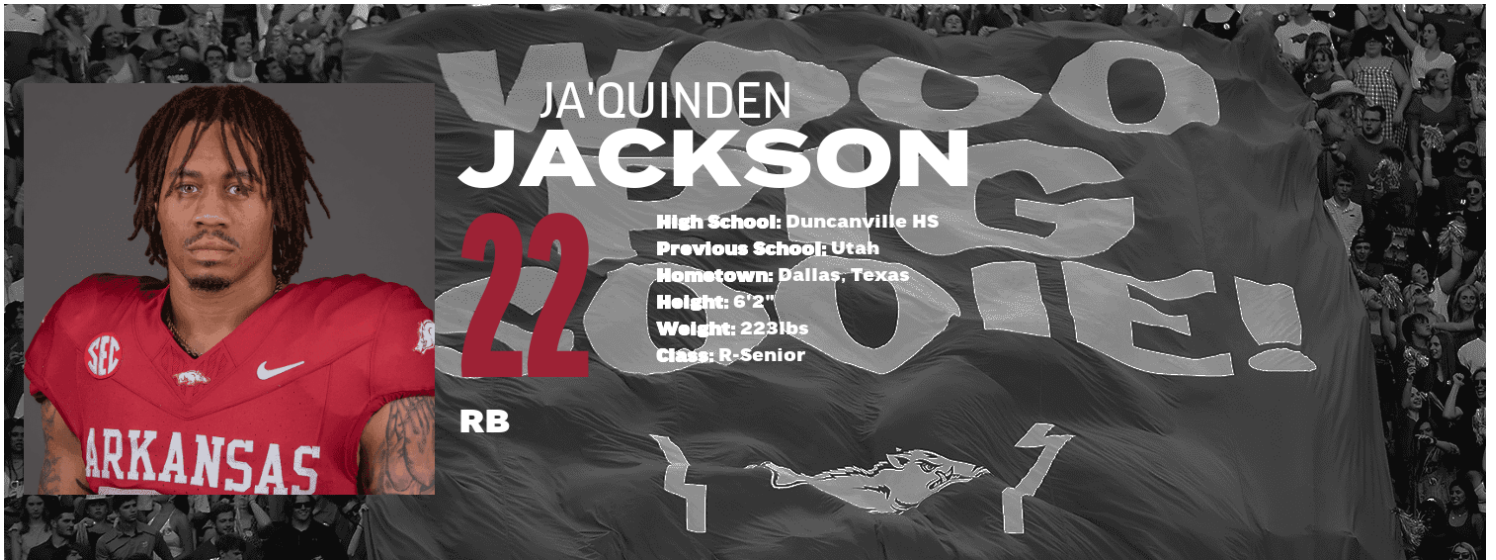
DATE	TEAM	KICKOFF RETURNS					PUNT RETURNS					
		RET.	YDS.	AVG.	LG	TD	NO.	FC	YDS.	AVG.	LG	TD
2022	Florida St.	0	0	0.0	0	0	0	0	0	0.0	0	0
2023	Florida St.	2	42	21.0	27	0	0	0	0	0.0	0	0
2024	Arkansas	0	0	0.0	0	0	0	0	0	0.0	0	0
Totals		2	42	21.0	27	0	0	0	0	0.0	0	0

SINGLE-GAME HIGHS: RUSHING/RECEIVING

Rush Attempts	9 vs. Louisiana, Nov 19, 2022 ...1 more at 9.	Receiving Yards	47 at Pittsburgh, Nov 04, 2023 23 at Wake Forest, Oct 28, 2023 16 vs. Ark.-Pine Bluff, Aug 29, 2024
Rushing Yards	55 vs. Duquesne, Aug 27, 2022 42 at Boston College, Sep 16, 2023 41 vs. Georgia Tech, Oct 29, 2022	All-Purpose Yards	72 vs. Duke, Oct 21, 2023 55 vs. Duquesne, Aug 27, 2022 52 at Pittsburgh, Nov 04, 2023
Rushing Average	6.1 vs. Duquesne, Aug 27, 2022 3.4 vs. Louisiana, Nov 19, 2022	Kickoff Returns	2 vs. Duke, Oct 21, 2023
Rushing TDs	1 vs. Ark.-Pine Bluff, Aug 29, 2024 ...2 more at 1.	Kickoff Return Yards	42 vs. Duke, Oct 21, 2023
Receptions	2 vs. Ark.-Pine Bluff, Aug 29, 2024 ...1 more at 2.		

2024 GAME-BY-GAME ALL STATISTICS (ARKANSAS)

DATE	OPPONENT	P/S	RUSHING					RECEIVING					W/L	SCORE	
			NO.	YDS.	AVG.	LG	TD	NO.	YDS.	AVG.	LG	TD			
08/29	Ark.-Pine Bluff	P	4	15	3.8	6	1	2	16	8.0	10	0	W	70-0	
2024 totals			1-0	4	15	3.8	6	1	2	16	8.0	10	0	1-0	



- ▶ 2024 Honorable Mention Preseason All-SEC selection
- ▶ Logged his sixth career 100-yard rushing game and his fourth career multi-rushing touchdown performance vs. UAPB (Aug. 29).
- ▶ Spent 2020 season at Texas before spending the 2021-23 seasons at Utah
- ▶ Played in 12 games with 11 starts in 2023 while leading the Utes in carries

- (161), rushing yards (797), rushing touchdowns (4) and 100-yard games (3)
- ▶ Put up a career-best 129 yards on 19 carries with one reception for 11 yards in victory at Baylor (Sept. 9, 2023)
- ▶ Saw action at quarterback, running back and on special teams during the 2022 season at Utah

ALL RUSHING/RECEIVING STATISTICS

DATE	TEAM	GP	GS	NO.	RUSHING					RECEIVING				
					YDS.	AVG.	LG	TD	NO.	YDS.	AVG.	LG	TD	
2020	Texas	1	0	0	0	0.0	0	0	0	0	0	0.0	0	0
2021	Utah	4	0	6	30	5.0	10	1	0	0	0	0.0	0	0
2022	Utah	12	0	78	531	6.8	66	9	1	8	8.0	8	0	0
2023	Utah	13	11	161	797	5.0	54	4	9	53	5.9	18	0	0
2024	Arkansas	1	1	8	101	12.6	46	2	2	20	10.0	14	0	0
Totals		31	12	253	1,459	5.8	66	16	12	81	6.8	18	0	0

ALL RETURN STATISTICS

DATE	TEAM	RET.	KICKOFF RETURNS					PUNT RETURNS					
			YDS.	AVG.	LG	TD	NO.	FC	YDS.	AVG.	LG	TD	
2020	Texas	0	0	0.0	0	0	0	0	0	0	0.0	0	0
2021	Utah	0	0	0.0	0	0	0	0	0	0	0.0	0	0
2022	Utah	0	0	0.0	0	0	0	0	0	0	0.0	0	0
2023	Utah	0	0	0.0	0	0	0	0	0	0	0.0	0	0
2024	Arkansas	0	0	0.0	0	0	0	0	0	0	0.0	0	0
Totals		0	0	0.0	0	0	0	0	0	0	0.0	0	0

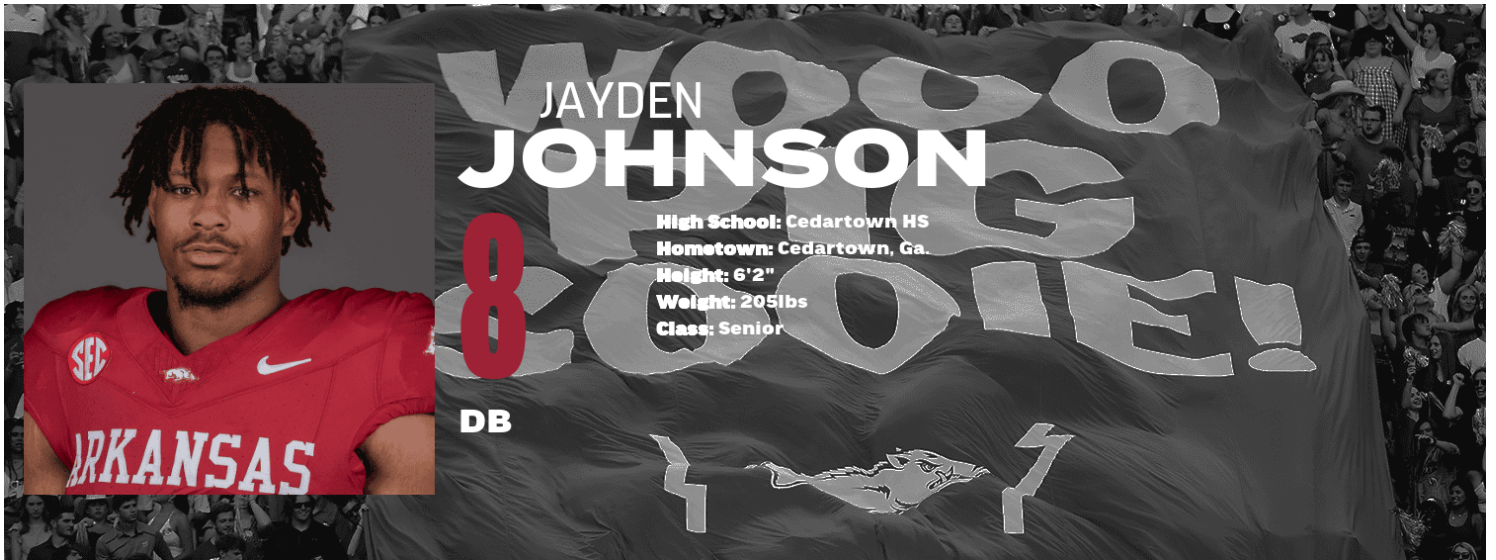
SINGLE-GAME HIGHS: RUSHING/RECEIVING

Rush Attempts	26 at Southern California, Oct 21, 2023 22 vs. California, Oct 14, 2023 21 vs. Colorado, Nov 25, 2023	Receptions	3 at Arizona, Nov 18, 2023 2 vs. Ark.-Pine Bluff, Aug 29, 2024 ...1 more at 2.
Rushing Yards	129 at Baylor, Sep 09, 2023 117 at Southern California, Oct 21, 2023 ...1 more at 117.	Receiving Yards	24 at Arizona, Nov 18, 2023 20 vs. Ark.-Pine Bluff, Aug 29, 2024 11 at Baylor, Sep 09, 2023
Rushing Average	12.6 vs. Ark.-Pine Bluff, Aug 29, 2024 11.7 at Colorado, Nov 26, 2022 8.5 vs. Arizona St., Nov 04, 2023	Receiving Average	8.0 at Arizona, Nov 18, 2023
Rushing TDs	3 at Colorado, Nov 26, 2022 2 vs. Ark.-Pine Bluff, Aug 29, 2024 ...2 more at 2.	All-Purpose Yards	140 at Baylor, Sep 09, 2023 121 vs. Ark.-Pine Bluff, Aug 29, 2024 118 at Southern California, Oct 21, 2023

Game 2: Oklahoma State

100-YARD RUSHING GAMES (6): ALL						
DATE	TEAM	ATT.	YDS.	AVG.	LG	TD
11/26/22	at Colorado	10	117	11.7	66	3
12/02/22	at Southern California	13	105	8.1	53	2
09/09/23	at Baylor	19	129	6.8	44	0
10/21/23	at Southern California	26	117	4.5	26	0
11/04/23	ARIZONA ST.	13	111	8.5	54	1
08/29/24	ARK.-PINE BLUFF	8	101	12.6	46	2

2024 GAME-BY-GAME ALL STATISTICS (ARKANSAS)														
DATE	OPPONENT	P/S	NO.	RUSHING				RECEIVING				TD	W/L	SCORE
				YDS.	AVG.	LG	TD	NO.	YDS.	AVG.	LG			
08/29	Ark.-Pine Bluff	S	8	101	12.6	46	2	2	20	10.0	14	0	W	70-0
2024 totals		1-1	8	101	12.6	46	2	2	20	10.0	14	0	1-0	



- ▶ One of the more experienced players on the defense with 36 games played and 23 career starts.
- ▶ Recorded a pair of tackles in win over UAPB (Aug. 29)
- ▶ Started all 12 games and racked up a new career-high 62 total tackles with 1.5 tackles for loss on the season (2023)

- ▶ Recorded his first career double-digit tackle game at Ole Miss (Oct. 7, 2023), tallying 11 total stops
- ▶ Saw action in 337 snaps with 269 coming on defense and 68 on special teams as a freshman
- ▶ Saw time at quarterback, wide receiver, running back, cornerback and safety at Cedartown High School

COMPARISON: DEFENSIVE - TEXAS A&M

DATE	OPP	W/L	GP/GS	TACKLES							SACK	YDS.	INT	TFL	PD	QH	TD	MISC		
				TOT	SOLO	ASST	FF	FR												
9/24/22	@ Aggies	L	S	6	3	3	0.0	0.0	0	0	0	0	0	0	0	0	0	0	0	
9/30/23	@ Aggies	L	P	5	2	3	0.0	0.0	0	0	0	0	0	0	0	0	0	0		
Totals		0/2	2/1	11	5	6	0.0	0.0	0	0	0	0	0	0	0	0	0	0		

ALL DEFENSIVE STATISTICS

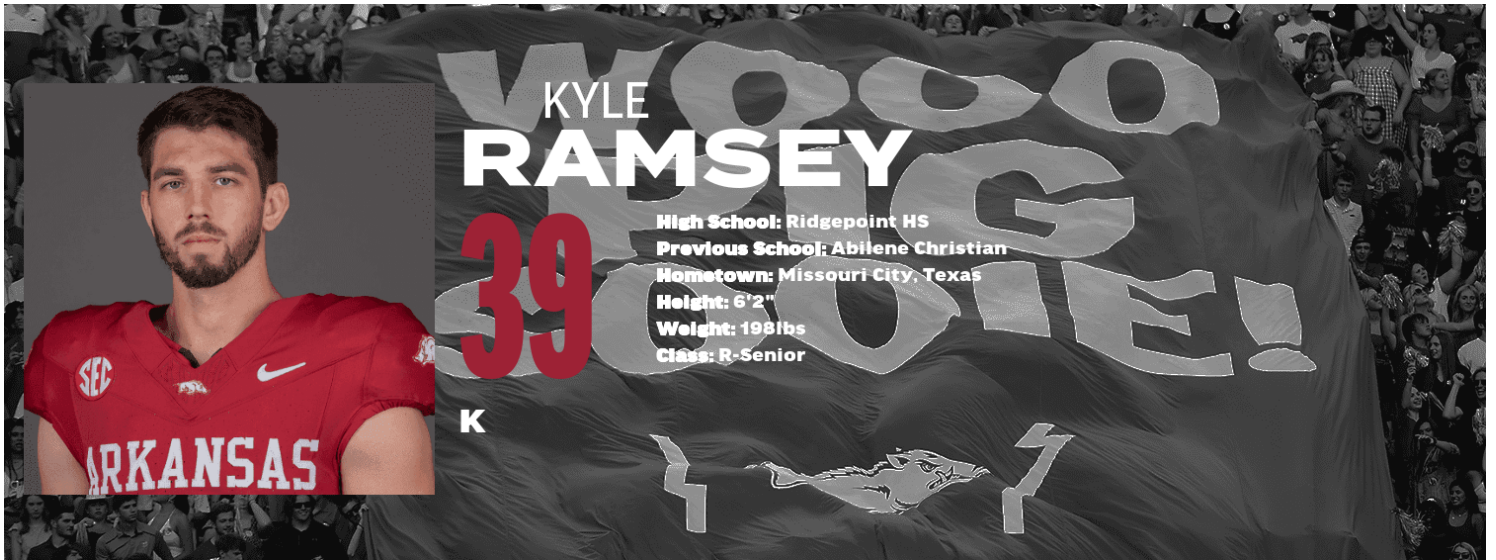
DATE	TEAM	GP	GS	TK	S	A	TACKLES					INTERCEPTIONS					O. FUMB					ST			MISC							
							TFL	YDS	SK	YDS	QH	NO	YDS	LG	TD	PD	FF	FR	TD	YDS	TK	S	A	FF	FR	S	A					
2021	Arkansas	11	3	24	9	15	2.0	7.0	0.0	0.0	0	0	0	0	0	0	0	0	0	0	0	0	0	0	0	0	0	0	0	0	0	0
2022	Arkansas	11	6	30	16	14	1.0	6.0	1.0	6.0	1	0	0	0	0	0	1	0	0	0	0	0	0	0	0	0	0	0	0	0	0	
2023	Arkansas	12	10	62	30	32	1.5	4.0	0.0	0.0	1	1	0	0	0	3	1	0	0	0	0	0	0	0	0	0	0	0	0	0	0	
2024	Arkansas	1	1	2	1	1	0.0	0.0	0.0	0.0	0	0	0	0	0	0	0	0	0	0	0	0	0	0	0	0	0	0	0	0	0	
Totals		35	20	118	56	62	4.5	17.0	1.0	6.0	2	1	0	0	0	3	2	0	0	0	0	0	0	0	0	0	0	0	0	0	0	

SINGLE-GAME HIGHS: DEFENSIVE

Total Tackles	11 at Ole Miss, Oct 07, 2023 8 vs. Kent St., Sep 09, 2023 ...1 more at 8.	Forced Fumbles	1 vs. Western Caro., Sep 02, 2023 ...1 more at 1.
Solo Tackles	4 vs. Missouri, Nov 24, 2023 ...3 more at 4.	Tackles For Loss	1 vs. Mississippi St., Oct 21, 2023 ...3 more at 1.
Sacks	1.0 vs. South Carolina, Sep 10, 2022	Interceptions	1 vs. Western Caro., Sep 02, 2023
Passes Defensed	2 at Alabama, Oct 14, 2023 1 at Florida, Nov 04, 2023		

2024 GAME-BY-GAME ALL STATISTICS (ARKANSAS)

DATE	OPPONENT	P/S	TK	S	A	SK	YDS	TFL	YDS	QH	NO	YDS	LG	TD	PD	FF	FR	TD	YDS	TK	S	A	FF	FR	S	A	W/L	SCORE
08/29	Ark.-Pine Bluff	S	2	1	1	0.0	0.0	0.0	0.0	0	0	0	0	0	0	0	0	0	0	0	0	0	0	0	0	0	W	70-0
2024 totals		1-1	2	1	1	0.0	0.0	0.0	0.0	0	0	0	0	0	0	0	0	0	0	0	0	0	0	0	0	0	1-0	



- ▶ Transferred to Arkansas from Abilene Christian, where he spent the 2023 season
- ▶ Went 14-15 on field goals and made 33 extra point attempts (2023)
- ▶ Made a season-best 55-yard field goal against Prairie View A&M (Sept. 9)

- ▶ Spent 2019-22 seasons at Houston
- ▶ College Sports Communicators Academic All-District Team (2022)
- ▶ Also played soccer while at Ridgepoint High School

ALL KICKING STATISTICS

DATE	TEAM	GP	FGM	FGA	PCT.	LG	XP	XPA	PCT.	BLK	PTS
2023	Abilene Christian	11	13	14	92.9	54	28	29	96.6	0	67
2024	Arkansas	1	0	0	0.0	0	10	10	100.0	0	10
Totals		12	13	14	92.9	54	38	39	97.4	0	77

ALL FIELD-GOAL ACCURACY STATISTICS

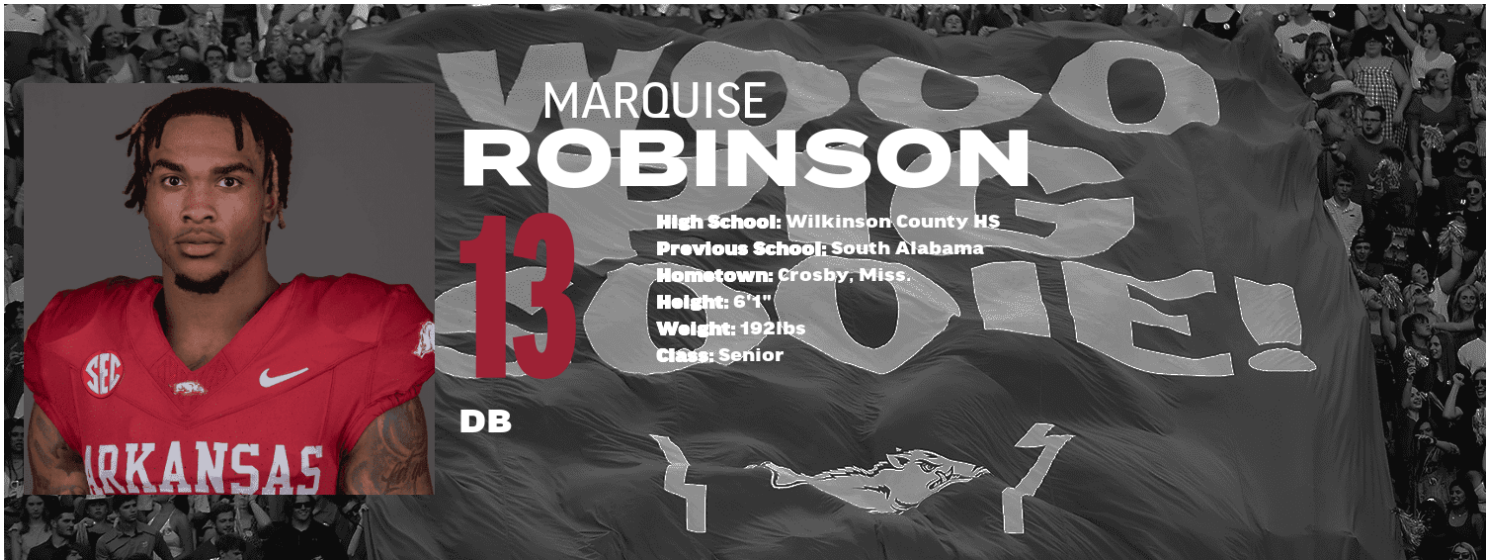
DATE	TEAM	1-19	PCT.	20-29	PCT.	30-39	PCT.	40-49	PCT.	50+	PCT.
2023	Abilene Christian	0-0	0.0	1-1	100.0	2-2	100.0	7-7	100.0	3-4	75.0
2024	Arkansas	0-0	0.0	0-0	0.0	0-0	0.0	0-0	0.0	0-0	0.0
Totals		0-0	0.0	1-1	100.0	2-2	100.0	7-7	100.0	3-4	75.0

SINGLE-GAME HIGHS: KICKER

Field Goals Made	3 vs. North Ala., Oct 14, 2023 2 at SFA, Oct 21, 2023 ...1 more at 2.	Points	12 vs. North Ala., Oct 14, 2023 10 vs. Ark.-Pine Bluff, Aug 29, 2024 ...1 more at 10.
Field Goal Attempts	3 vs. North Ala., Oct 14, 2023 2 at Texas A&M, Nov 18, 2023 ...2 more at 2.	Kickoff Average	65.0 at SFA, Oct 21, 2023 ...1 more at 65.0.
Longest Field Goals Made	54 vs. North Ala., Oct 14, 2023 ...1 more at 54.	Extra Point Attempt Percentage	100.0 vs. Ark.-Pine Bluff, Aug 29, 2024 ...1 more at 100.0.
PATs Made	10 vs. Ark.-Pine Bluff, Aug 29, 2024 6 at Prairie View, Sep 09, 2023 4 at SFA, Oct 21, 2023 ...1 more at 4.	Touchbacks	7 at SFA, Oct 21, 2023 ...1 more at 7.
PAT Attempts	10 vs. Ark.-Pine Bluff, Aug 29, 2024 6 at Prairie View, Sep 09, 2023 4 vs. Tarleton St., Nov 11, 2023 ...2 more at 4.		

2024 GAME-BY-GAME ALL STATISTICS (ARKANSAS)

DATE	OPPONENT	P	FIELD GOALS				EXTRA POINTS				BLK	PTS	W/L	SCORE
			FGM	FGA	PCT	LG	XP	XPA	PCT					
08/29	Ark.-Pine Bluff	P	0	0	0.0	0	10	10	100.0	0	10	W	70-0	
2024 totals		1	0	0	0.0	0	10	10	100.0	0	10	1-0		



MARQUISE ROBINSON

13

DB

High School: Wilkinson County HS
Previous School: South Alabama
Hometown: Crosby, Miss.
Height: 6'1"
Weight: 192lbs
Class: Senior

- ▶ Transferred from South Alabama following the 2023 season
- ▶ Picked off his first pass of the season in an upset win at Oklahoma State (Sept. 16, 2023)
- ▶ Returned a fumble 25 yards against Texas State (Nov. 25, 2023)

- ▶ Posted a career-best six tackles twice, against Louisiana (Oct. 1, 2022) and ULM (Oct. 15, 2022)
- ▶ Spent freshman year at Southwest Mississippi Community College
- ▶ Ranked nationally as a top-10 junior college cornerback

ALL DEFENSIVE STATISTICS

DATE	TEAM	GP	GS	TK	S	A	TACKLES					INTERCEPTIONS					O. FUMB					ST					MISC					
							TFL	YDS	SK	YDS	QH	NO	YDS	LG	TD	PD	FF	FR	TD	YDS	TK	S	A	FF	FR	S	A					
2022	South Alabama	11	9	28	15	13	0.0	0.0	0.0	0.0	0	0	0	0	0	2	0	0	0	0	0	0	0	0	0	0	0	0	0	0	0	0
2023	South Alabama	12	12	36	21	15	2.5	6.0	0.0	0.0	0	3	42	24	0	3	0	1	0	25	0	0	0	0	0	0	0	0	0	0	0	
2024	Arkansas	1	1	0	0	0	0.0	0.0	0.0	0.0	0	0	0	0	0	1	0	0	0	0	0	0	0	0	0	0	0	0	0	0		
Totals		24	22	64	36	28	2.5	6.0	0.0	0.0	0	3	42	24	0	6	0	1	0	25	0	0	0	0	0	0	0	0	0	0	0	

SINGLE-GAME HIGHS: DEFENSIVE

Total Tackles	6 vs. ULM, Oct 15, 2022 ...1 more at 6.	Interceptions	1 vs. Eastern Mich., Dec 23, 2023 ...2 more at 1.
Solo Tackles	4 at Texas St., Nov 25, 2023 3 at ULM, Oct 07, 2023 ...1 more at 3.	Interception Return Yards	24 at Oklahoma St., Sep 16, 2023 18 vs. Eastern Mich., Dec 23, 2023
Passes Defensed	3 vs. Eastern Mich., Dec 23, 2023 1 vs. Ark.-Pine Bluff, Aug 29, 2024 ...2 more at 1.	Longest Opponent's Fumble Return	25 at Texas St., Nov 25, 2023
Fumble Recoveries	1 at Texas St., Nov 25, 2023	Longest Own Fumble Return	25 at Texas St., Nov 25, 2023
Tackles For Loss	1 vs. Eastern Mich., Dec 23, 2023 0.5 at Texas St., Nov 25, 2023 ...2 more at 0.5.		

2024 GAME-BY-GAME ALL STATISTICS (ARKANSAS)

DATE	OPPONENT	P/S	TACKLES					INTERCEPTIONS					O. FUMB					ST					MISC									
			TK	S	A	SK	YDS	TFL	YDS	QH	NO	YDS	LG	TD	PD	FF	FR	TD	YDS	TK	S	A	FF	FR	S	A	W/L	SCORE				
08/29	Ark.-Pine Bluff	S	0	0	0	0.0	0.0	0.0	0	0	0	0	0	0	0	1	0	0	0	0	0	0	0	0	0	0	0	0	0	0	0	70-0
2024 totals		1-1	0	0	0	0.0	0.0	0.0	0	0	0	0	0	0	1	0	0	0	0	0	0	0	0	0	0	0	0	0	0	1-0		



- ▶ Scored first career TD in win over UAPB (Aug. 29)
- ▶ Rated a consensus Top 25 running back nationally
- ▶ Four-star prospect, according to 247 Sports, Rivals and ESPN

- ▶ Registered 167 carries for 1,359 yards and two touchdowns as a senior
- ▶ Added 18 receptions for 351 yards and five scores as a senior
- ▶ Chose Arkansas over Kansas State, Ole Miss, Tennessee, Texas A&M and others

ALL RUSHING/RECEIVING STATISTICS

DATE	TEAM	GP	GS	NO.	RUSHING				RECEIVING				
					YDS.	AVG.	LG	TD	NO.	YDS.	AVG.	LG	TD
2024	Arkansas	1	0	3	23	7.7	11	1	0	0	0.0	0	0
Totals		1	0	3	23	7.7	11	1	0	0	0.0	0	0

ALL RETURN STATISTICS

DATE	TEAM	RET.	KICKOFF RETURNS				PUNT RETURNS					
			YDS.	AVG.	LG	TD	NO.	FC	YDS.	AVG.	LG	TD
2024	Arkansas	0	0	0.0	0	0	0	0	0	0.0	0	0
Totals		0	0	0.0	0	0	0	0	0	0.0	0	0

SINGLE-GAME HIGHS: RUSHING/RECEIVING

Rush Attempts 3 vs. Ark.-Pine Bluff, Aug 29, 2024 **Rushing TDs** 1 vs. Ark.-Pine Bluff, Aug 29, 2024
Rushing Yards 23 vs. Ark.-Pine Bluff, Aug 29, 2024 **All-Purpose Yards** 23 vs. Ark.-Pine Bluff, Aug 29, 2024

2024 GAME-BY-GAME ALL STATISTICS (ARKANSAS)

DATE	OPPONENT	P/S	NO.	RUSHING				RECEIVING					W/L	SCORE	
				YDS.	AVG.	LG	TD	NO.	YDS.	AVG.	LG	TD			
08/29	Ark.-Pine Bluff	P	3	23	7.7	11	1	0	0	0.0	0	0	0	W	70-0
2024 totals		1-0	3	23	7.7	11	1	0	0	0.0	0	0	0	1-0	



- ▶ 2024 Second-Team Preseason All-SEC (CFN, Phil Steele)
- ▶ 2024 Jet Award Watch List
- ▶ 2023 Freshman (All-SEC Coaches)
- ▶ Led the team with 837 all-purpose yards, including four games 100-yard games in 2023

- ▶ His 23 kick returns are tied for sixth in a single season by a Razorback in school history with his 500 kick return yards cracking the school's single-season top 10 at 10th (2023)
- ▶ His 680 total return yards are the sixth-most in a single season by a Razorback in program history (2023)

ALL RUSHING/RECEIVING STATISTICS

DATE	TEAM	GP	GS	NO.	RECEIVING				TD	NO.	RUSHING			
					YDS.	AVG.	LG	YDS.			AVG.	LG	TD	
2022	Arkansas	4	0	2	12	6.0	10	0	0	0	0.0	0	0	
2023	Arkansas	12	1	15	129	8.6	35	2	1	28	28.0	28	0	
2024	Arkansas	1	1	1	34	34.0	34	0	0	0	0.0	0	0	
Totals		17	2	18	175	9.7	35	2	1	28	28.0	28	0	

ALL RETURN STATISTICS

DATE	TEAM	RET.	KICKOFF RETURNS				NO.	FC	PUNT RETURNS			
			YDS.	AVG.	LG	TD			YDS.	AVG.	LG	TD
2022	Arkansas	0	0	0.0	0	0	0	0	0	0.0	0	0
2023	Arkansas	23	500	21.7	36	0	15	0	180	12.0	88	1
2024	Arkansas	1	30	30.0	30	0	1	0	33	33.0	33	0
Totals		24	530	22.1	36	0	16	0	213	13.3	88	1

SINGLE-GAME HIGHS: RUSHING/RECEIVING

Rush Attempts	1 vs. FIU, Nov 18, 2023	Kickoff Returns	4 vs. FIU, Nov 18, 2023
Rushing Yards	28 vs. FIU, Nov 18, 2023		3 at Florida, Nov 04, 2023
Receptions	3 at Florida, Nov 04, 2023		...2 more at 3.
	2 vs. FIU, Nov 18, 2023	Kickoff Return Yards	100 vs. FIU, Nov 18, 2023
	...3 more at 2.		82 at Texas A&M, Sep 30, 2023
Receiving Yards	37 vs. FIU, Nov 18, 2023	Punt Return Yards	74 vs. BYU, Sep 16, 2023
	35 vs. Auburn, Nov 11, 2023		95 vs. BYU, Sep 16, 2023
	34 vs. Ark.-Pine Bluff, Aug 29, 2024	Punt Return Yards	51 vs. Western Caro., Sep 02, 2023
Receiving Average	7.3 at Florida, Nov 04, 2023		33 vs. Ark.-Pine Bluff, Aug 29, 2024
Receiving TDs	1 vs. FIU, Nov 18, 2023	Punt Returns	3 vs. BYU, Sep 16, 2023
	...1 more at 1.		2 vs. FIU, Nov 18, 2023
All-Purpose Yards	174 vs. BYU, Sep 16, 2023		...3 more at 2.
	165 vs. FIU, Nov 18, 2023	Punt Return TDs	1 vs. BYU, Sep 16, 2023
	111 vs. Western Caro., Sep 02, 2023	Punt Return Average	31.7 vs. BYU, Sep 16, 2023
		Kickoff Return Average	27.3 at Texas A&M, Sep 30, 2023
			25.0 vs. FIU, Nov 18, 2023
			24.7 vs. BYU, Sep 16, 2023

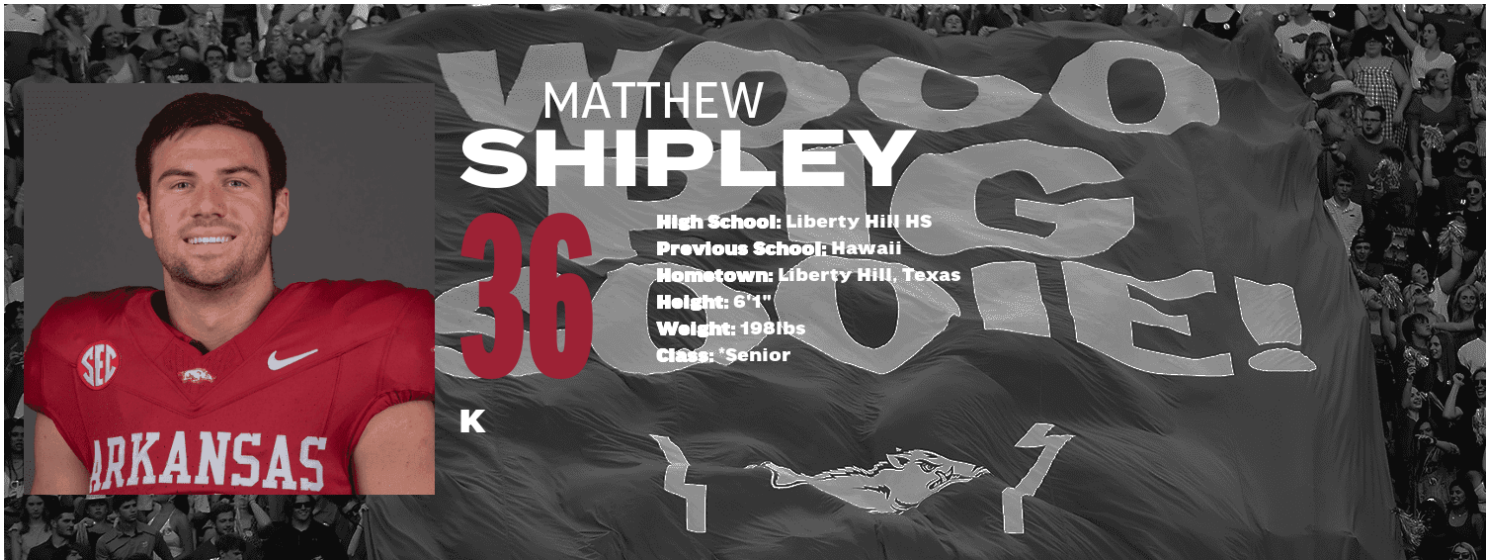
2024 GAME-BY-GAME ALL STATISTICS (ARKANSAS)

DATE	OPPONENT	P/S	NO.	RECEIVING				NO.	RUSHING				W/L	SCORE
				YDS.	AVG.	LG	TD		YDS.	AVG.	LG	TD		
08/29	Ark.-Pine Bluff	S	1	34	34.0	34	0	0	0	0.0	0	0	W	70-0
2024 totals		1-1	1	34	34.0	34	0	0	0	0.0	0	0	1-0	

Game 2: Oklahoma State

2024 GAME-BY-GAME ALL STATISTICS (ARKANSAS)

DATE	OPPONENT	P/S	RET	KICKOFF RETURNS						PUNT RETURNS						SCORE
				YDS	AVG	LG	TD	NO	FC	YDS	AVG	LG	TD	W/L		
08/29	Ark.-Pine Bluff	S	1	30	30.0	30	0	1	0	33	33.0	33	0	W	70-0	
2024 totals		1-1	1	30	30.0	30	0	1	0	33	33.0	33	0	1-0		



- ▶ Transferred to Arkansas from Hawaii, where he spent the 2020-23 seasons
- ▶ Finished 14-18 on field goal attempts in 2023 and 30-31 on extra point attempts

- ▶ Led Hawaii in scoring in 2023 by tallying 72 points
- ▶ Also served as Rainbow Warriors primary punter (2021-23)
- ▶ Lou Groza Award Semifinalist (2021)
- ▶ Twin brother Mason kicks for Texas State

ALL KICKING STATISTICS

DATE	TEAM	GP	FGM	FGA	PCT.	LG	XP	XPA	PCT.	BLK	PTS
2020	Hawaii	9	8	14	57.1	44	26	26	100.0	0	50
2021	Hawaii	13	18	21	85.7	49	42	42	100.0	0	96
2022	Hawaii	13	16	21	76.2	49	27	29	93.1	1	75
2023	Hawaii	13	14	19	73.7	51	30	31	96.8	1	72
2024	Arkansas	0	0	0	0.0	0	0	0	0.0	0	0
Totals		48	56	75	74.7	51	125	128	97.7	2	293

ALL FIELD-GOAL ACCURACY STATISTICS

DATE	TEAM	1-19	PCT.	20-29	PCT.	30-39	PCT.	40-49	PCT.	50+	PCT.
2020	Hawaii	0-0	0.0	4-4	100.0	2-3	66.7	2-7	28.6	0-0	0.0
2021	Hawaii	0-0	0.0	7-7	100.0	4-4	100.0	7-10	70.0	0-0	0.0
2022	Hawaii	1-1	100.0	9-9	100.0	2-4	50.0	4-6	66.7	0-0	0.0
2023	Hawaii	0-0	0.0	3-3	100.0	6-6	100.0	2-5	40.0	3-4	75.0
2024	Arkansas	0-0	0.0	0-0	0.0	0-0	0.0	0-0	0.0	0-0	0.0
Totals		1-1	100.0	23-23	100.0	14-17	82.4	15-28	53.6	3-4	75.0

SINGLE-GAME HIGHS: KICKER

Field Goals Made	3 vs. Colorado St., Nov 20, 2021 2 vs. Colorado St., Nov 25, 2023 ...15 more at 2.	Points	14 vs. Colorado St., Nov 20, 2021 12 vs. New Mexico St., Oct 23, 2021 11 at New Mexico St., Sep 25, 2021
Field Goal Attempts	5 vs. Colorado St., Nov 25, 2023 4 vs. Colorado St., Nov 20, 2021 ...1 more at 4.	Kickoff Average	64.6 vs. Nevada, Nov 28, 2020 61.8 at Houston, Dec 24, 2020 60.7 vs. Boise St., Nov 21, 2020
Longest Field Goals Made	51 vs. Colorado St., Nov 25, 2023 50 at Nevada, Nov 04, 2023 49 vs. Utah St., Nov 12, 2022 ...1 more at 49.	Extra Point Attempt Percentage	100.0 at Wyoming, Nov 27, 2021 ...5 more at 100.0.
PATs Made	7 vs. Portland St., Sep 04, 2021 6 vs. New Mexico St., Oct 23, 2021 5 at Wyoming, Nov 27, 2021 ...3 more at 5.	Field Goal Percentage	75.0 vs. Colorado St., Nov 20, 2021 50.0 vs. Colorado St., Nov 25, 2023 ...1 more at 50.0.
PAT Attempts	7 vs. Portland St., Sep 04, 2021 6 vs. New Mexico St., Oct 23, 2021 5 at Wyoming, Nov 27, 2021 ...3 more at 5.	Touchbacks	4 vs. UNLV, Dec 12, 2020 3 at Houston, Dec 24, 2020 ...2 more at 3.

Game 2: Oklahoma State

2023 GAME-BY-GAME ALL STATISTICS (HAWAII)

DATE	OPPONENT		FIELD GOALS			LG	XP	EXTRA POINTS			PTS	W/L	SCORE
			FGM	FGA	PCT			XPA	PCT	BLK			
08/26	at Vanderbilt	P	0	0	0.0	0	4	4	100.0	0	4	L	28-35
09/01	Stanford	P	1	1	100.0	32	1	1	100.0	0	4	L	24-37
09/09	UAlbany	P	1	1	100.0	25	4	4	100.0	0	7	W	31-20
09/16	at Oregon	P	1	1	100.0	29	1	1	100.0	0	4	L	10-55
09/23	New Mexico St.	P	2	3	66.7	35	2	2	100.0	0	8	W	20-17
09/30	at UNLV	P	2	2	100.0	34	2	2	100.0	0	8	L	20-44
10/14	San Diego St.	P	2	2	100.0	47	4	4	100.0	0	10	L	34-41
10/21	at New Mexico	P	0	0	0.0	0	3	3	100.0	0	3	L	21-42
10/28	San Jose St.	P	0	0	0.0	0	0	0	0.0	0	0	L	0-35
11/04	at Nevada	P	2	2	100.0	50	3	3	100.0	0	9	W	27-14
11/11	Air Force	P	0	1	0.0	0	3	4	75.0	0	3	W	27-13
11/18	at Wyoming	P	1	1	100.0	30	0	0	0.0	0	3	L	9-42
11/25	Colorado St.	P	2	5	40.0	51	3	3	100.0	0	9	W	27-24
2023 totals			13	14	73.7	51	30	31	96.8	0	72	5-8	

2024 GAME-BY-GAME ALL STATISTICS (ARKANSAS)

DATE	OPPONENT		FIELD GOALS			LG	XP	EXTRA POINTS			PTS	W/L	SCORE
			FGM	FGA	PCT			XPA	PCT	BLK			
08/29	Ark.-Pine Bluff						DNP					W	70-0
2024 totals			0	0	0.0	0	0	0	0.0	0	0	1-0	



JAHEIM SINGLETARY

15

DB

High School: Riverside HS
Previous School: Georgia
Hometown: Jacksonville, Fla.
Height: 6'2"
Weight: 187lbs
Class: R-Sophomore

- ▶ Played in 10 games with four starts during his first season at Arkansas (2023)
- ▶ Transferred from Georgia prior to the 2023 season

- ▶ Made his collegiate debut against Samford (Sept. 10, 2022)
- ▶ Selected to play in 2022 Under Armour All-American Game
- ▶ 247sports.com four-star prospect

ALL DEFENSIVE STATISTICS

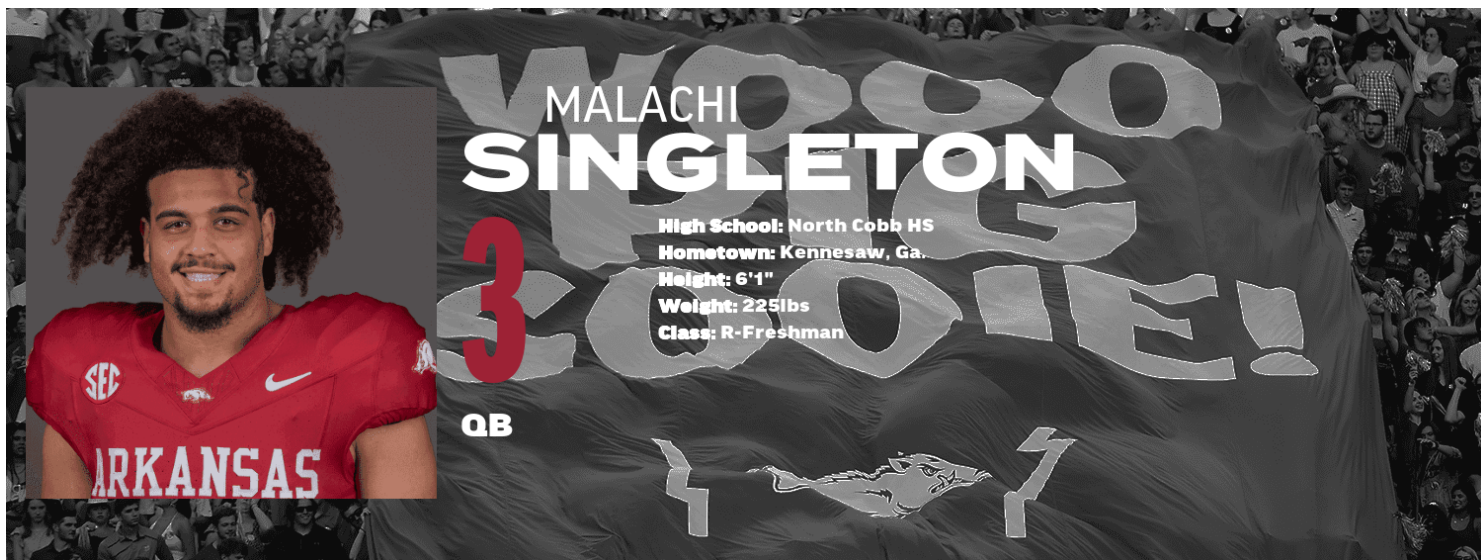
DATE	TEAM	GP	GS	TK	S	A	TACKLES					INTERCEPTIONS					O. FUMB					ST				MISC						
							TFL	YDS	SK	YDS	QH	NO	YDS	LG	TD	PD	FF	FR	TD	YDS	TK	S	A	FF	FR	S	A					
2022	Georgia	3	0	0	0	0	0.0	0.0	0.0	0.0	0	0	0	0	0	0	0	0	0	0	0	0	0	0	0	0	0	0	0	0	0	0
2023	Arkansas	10	4	17	10	7	0.5	1.0	0.0	0.0	0	0	0	0	0	4	0	0	0	0	0	0	0	0	0	0	0	0	0	0	0	
2024	Arkansas	1	0	2	1	1	0.0	0.0	0.0	0.0	0	0	0	0	1	0	0	0	0	0	0	0	0	0	0	0	0	0	0	0	0	
Totals		14	4	19	11	8	0.5	1.0	0.0	0.0	0	0	0	0	0	5	0	0	0	0	0	0	0	0	0	0	0	0	0	0	0	

SINGLE-GAME HIGHS: DEFENSIVE

Total Tackles	6 vs. Western Caro., Sep 02, 2023 3 vs. Missouri, Nov 24, 2023 ...2 more at 3.	Passes Defensed	2 vs. BYU, Sep 16, 2023 1 vs. Ark.-Pine Bluff, Aug 29, 2024 ...2 more at 1.
Solo Tackles	4 vs. Western Caro., Sep 02, 2023 2 at Texas A&M, Sep 30, 2023 ...1 more at 2.	Tackles For Loss	0.5 vs. Western Caro., Sep 02, 2023

2024 GAME-BY-GAME ALL STATISTICS (ARKANSAS)

DATE	OPPONENT	P/S	TACKLES					INTERCEPTIONS					O. FUMB					ST				MISC			SCORE								
			TK	S	A	SK	YDS	TFL	YDS	QH	NO	YDS	LG	TD	PD	FF	FR	TD	YDS	TK	S	A	FF	FR		S	A	W/L					
08/29	Ark.-Pine Bluff	P	2	1	1	0.0	0.0	0.0	0.0	0	0	0	0	0	1	0	0	0	0	0	0	0	0	0	0	0	0	0	0	0	0	W	70-0
2024 totals		1-0	2	1	1	0.0	0.0	0.0	0.0	0	0	0	0	0	1	0	0	0	0	0	0	0	0	0	0	0	0	0	0	0	1-0		

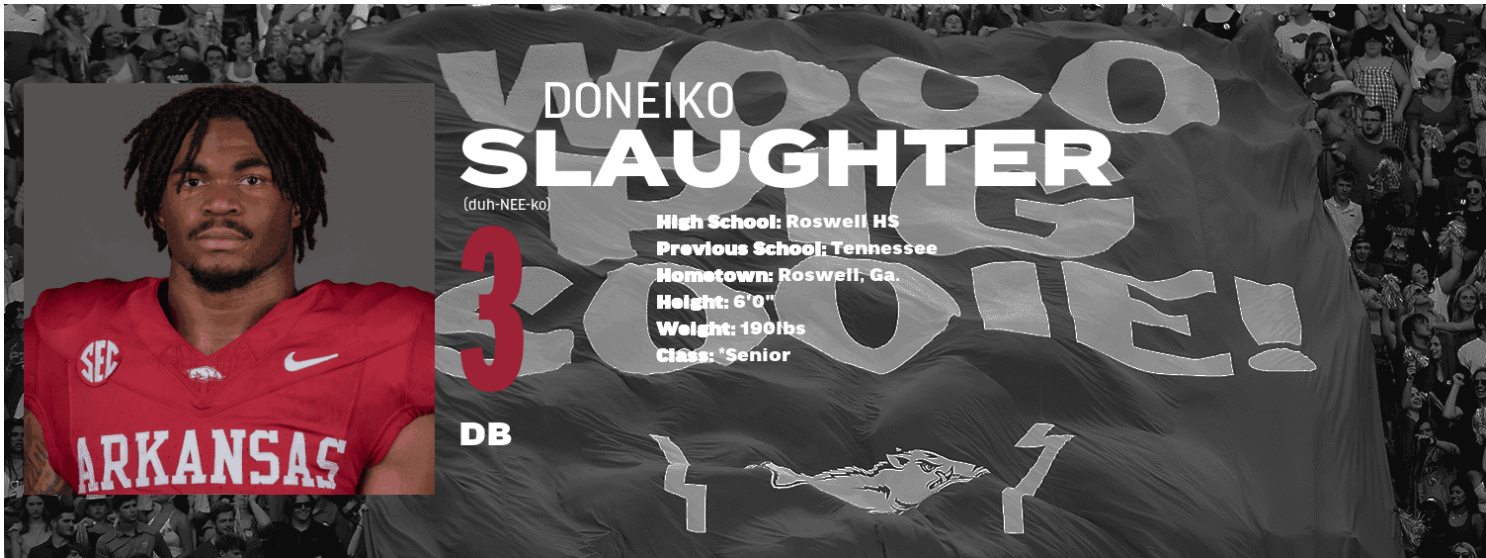


- ▶ Scored a rushing TD on 4-yard run in collegiate debut in win over UAPB (Aug. 29)
- ▶ Redshirted freshman season in 2023 before having an impressive spring under new offensive coordinator Bobby Petrino
- ▶ Enrolled early to participate in spring practice in 2022

- ▶ A consensus four-star prospect according to 247Sports, Rivals and ESPN
- ▶ As a junior, completed 166-of-221 passes (75.1%) for 2,316 yards and 24 touchdowns
- ▶ Rushed for 1,018 yards and 25 touchdowns in high school career

2024 GAME-BY-GAME ALL STATISTICS (ARKANSAS)

DATE	OPPONENT	P/S	ATT	CMP	YDS	PCT	PASSING							RUSHING					SCORE	
							Y/A	Y/C	TD	INT	LG	SK/YD	RATE	ATT	YDS	LG	TD	W/L		
08/29	Ark.-Pine Bluff	P	0	0	0	0.0	0.0	0.0	0	0	0	0/0	0.0	0	0	0	0	0	W	70-0
2024 totals			1-0	0	0	0.0	0.0	0.0	0	0	0	0/0	0.0	0	0	0	0	1-0		



- ▶ Transferred from Tennessee where he spent the 2020-23 seasons.
- ▶ Has appeared in 43 games with eight starts
- ▶ Led all players with a career-best 11 tackles against Georgia (Nov. 18, 2023)
- ▶ Started at corner and posted seven tackles (six solo) at Missouri (Nov. 11,

- 2023)
- ▶ Led the team in pass breakups with seven and tallied one interception and one fumble recovery (2022)
- ▶ 2019 Georgia Class 7A All-State selection at Roswell High School

ALL DEFENSIVE STATISTICS

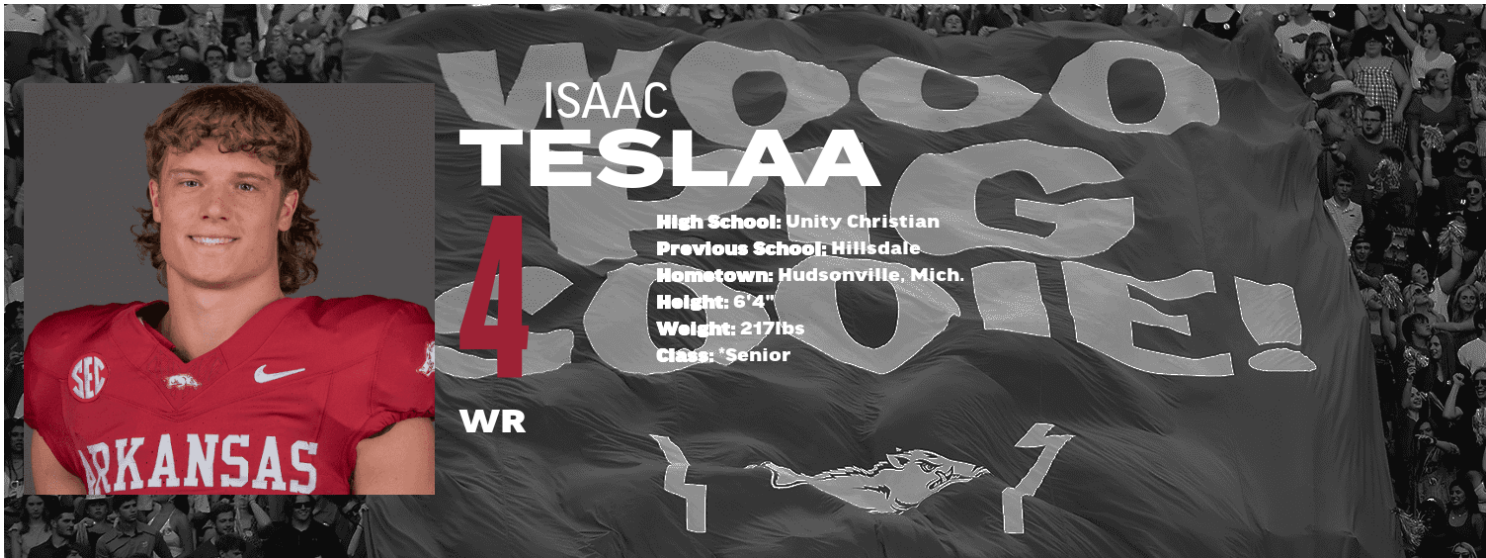
DATE	TEAM	GP	GS	TK	S	A	TACKLES					INTERCEPTIONS					O. FUMB					ST					MISC						
							TFL	YDS	SK	YDS	QH	NO	YDS	LG	TD	PD	FF	FR	TD	YDS	TK	S	A	FF	FR	S	A						
2020	Tennessee	10		1	8	4	4	1.0	8.0	1.0	8.0	0	0	0	0	0	0	0	0	0	0	0	0	0	0	0	0	0	0	0	0	0	0
2021	Tennessee	11		0	16	12	4	3.0	20.0	1.0	8.0	1	0	0	0	0	0	0	0	0	0	0	0	0	0	0	0	0	0	0	0	0	
2022	Tennessee	12		7	31	24	7	0.5	1.0	0.0	0.0	0	1	0	0	0	7	0	1	0	0	0	0	0	0	0	0	0	0	0	0	0	
2023	Tennessee	12		7	32	26	6	1.0	9.0	1.0	9.0	0	0	0	0	0	1	0	0	0	0	0	0	0	0	0	0	0	0	0	0	0	
2024	Arkansas	1		1	2	1	1	0.0	0.0	0.0	0.0	0	0	0	0	0	0	0	0	0	0	0	0	0	0	0	0	0	0	0	0	0	
Totals		46		16	89	67	22	5.5	38.0	3.0	25.0	1	1	0	0	0	8	0	1	0	0	0	0	0	0	0	0	0	0	0	0	0	

SINGLE-GAME HIGHS: DEFENSIVE

Total Tackles	11 vs. Georgia, Nov 18, 2023 8 vs. Alabama, Oct 15, 2022 7 at Missouri, Nov 11, 2023	Fumble Recoveries	1 vs. Missouri, Nov 12, 2022
Solo Tackles	8 vs. Georgia, Nov 18, 2023 6 at Missouri, Nov 11, 2023 5 at Clemson, Dec 30, 2022 ...2 more at 5.	Tackles For Loss	1 vs. UConn, Nov 04, 2023 ...4 more at 1.
Sacks	1.0 vs. UConn, Nov 04, 2023 ...2 more at 1.0.	Interceptions	1 vs. Kentucky, Oct 29, 2022
Passes Defensed	3 at Clemson, Dec 30, 2022 1 vs. Austin Peay, Sep 09, 2023 ...4 more at 1.		

2024 GAME-BY-GAME ALL STATISTICS (ARKANSAS)

DATE	OPPONENT	P/S	TACKLES					INTERCEPTIONS					O. FUMB					ST					MISC		W/L	SCORE								
			TK	S	A	SK	YDS	TFL	YDS	QH	NO	YDS	LG	TD	PD	FF	FR	TD	YDS	TK	S	A	FF	FR			S	A						
08/29	Ark.-Pine Bluff	S	2	1	1	0.0	0.0	0.0	0.0	0	0	0	0	0	0	0	0	0	0	0	0	0	0	0	0	0	0	0	0	0	0	0	W	70-0
2024 totals		1-1	2	1	1	0.0	0.0	0.0	0.0	0	0	0	0	0	0	0	0	0	0	0	0	0	0	0	0	0	0	0	0	0	0	1-0		



- Led Arkansas with 53 yards receiving vs. UAPB (Aug. 29)
- Has a 26-game reception streak dating back to time at Hillsboro College
- Debuted as a Razorback with three catches for 66 yards and a score vs. Western Carolina (Sept. 2, 2023)

- Transferred from Hillsdale College following the 2022 season
- Named one of the top available transfers following the 2022 season by The Athletic.
- Appeared on Bruce Feldman's 2023 Freak's List after posting a 315-pound bench, 38-inch vertical and 10-5 broad jump

ALL RUSHING/RECEIVING STATISTICS

DATE	TEAM	GP	GS	RECEIVING					RUSHING				
				NO.	YDS.	AVG.	LG	TD	NO.	YDS.	AVG.	LG	TD
2020	Hillsdale	3	0	5	93	18.6	51	0	0	0	0.0	0	0
2021	Hillsdale	12	10	45	698	15.5	81	6	0	0	0.0	0	0
2022	Hillsdale	11	11	68	1,325	19.5	76	13	0	0	0.0	0	0
2023	Arkansas	12	12	34	351	10.3	36	2	1	0	0.0	0	0
2024	Arkansas	1	1	3	53	17.7	28	0	0	0	0.0	0	0
Totals		39	34	155	2,520	16.3	81	21	1	0	0.0	0	0

ALL RETURN STATISTICS

DATE	TEAM	KICKOFF RETURNS					PUNT RETURNS					
		RET.	YDS.	AVG.	LG	TD	NO.	FC	YDS.	AVG.	LG	TD
2020	Hillsdale	0	0	0.0	0	0	0	0	0	0.0	0	0
2021	Hillsdale	1	20	20.0	20	0	0	0	0	0.0	0	0
2022	Hillsdale	0	0	0.0	0	0	2	0	1	0.5	1	0
2023	Arkansas	0	0	0.0	0	0	0	0	0	0.0	0	0
2024	Arkansas	0	0	0.0	0	0	0	0	0	0.0	0	0
Totals		1	20	20.0	20	0	2	0	1	0.5	1	0

SINGLE-GAME HIGHS: RUSHING/RECEIVING

Rush Attempts	1 vs. BYU, Sep 16, 2023	All-Purpose Yards	193 at Findlay, Oct 23, 2021
Receptions	10 at Truman St., Sep 18, 2021		189 vs. Walsh, Sep 10, 2022
	9 at Findlay, Oct 23, 2021		177 at Missouri S&T, Sep 24, 2022
	8 at Ohio Dominican, Nov 12, 2022	Kickoff Returns	1 at Tiffin, Oct 02, 2021
	...2 more at 8.	Kickoff Return Yards	20 at Tiffin, Oct 02, 2021
Receiving Yards	193 at Findlay, Oct 23, 2021	Punt Return Yards	1 vs. Truman St., Sep 17, 2022
	189 vs. Walsh, Sep 10, 2022	Punt Returns	1 vs. Truman St., Sep 17, 2022
	177 at Missouri S&T, Sep 24, 2022		...1 more at 1.
Receiving Average	27.7 vs. UIndy, Sep 11, 2021		
	24.3 vs. Michigan Tech, Nov 05, 2022		
	23.6 vs. Walsh, Sep 10, 2022		
Receiving TDs	3 vs. Walsh, Sep 10, 2022		
	2 vs. Michigan Tech, Nov 05, 2022		
	...4 more at 2.		

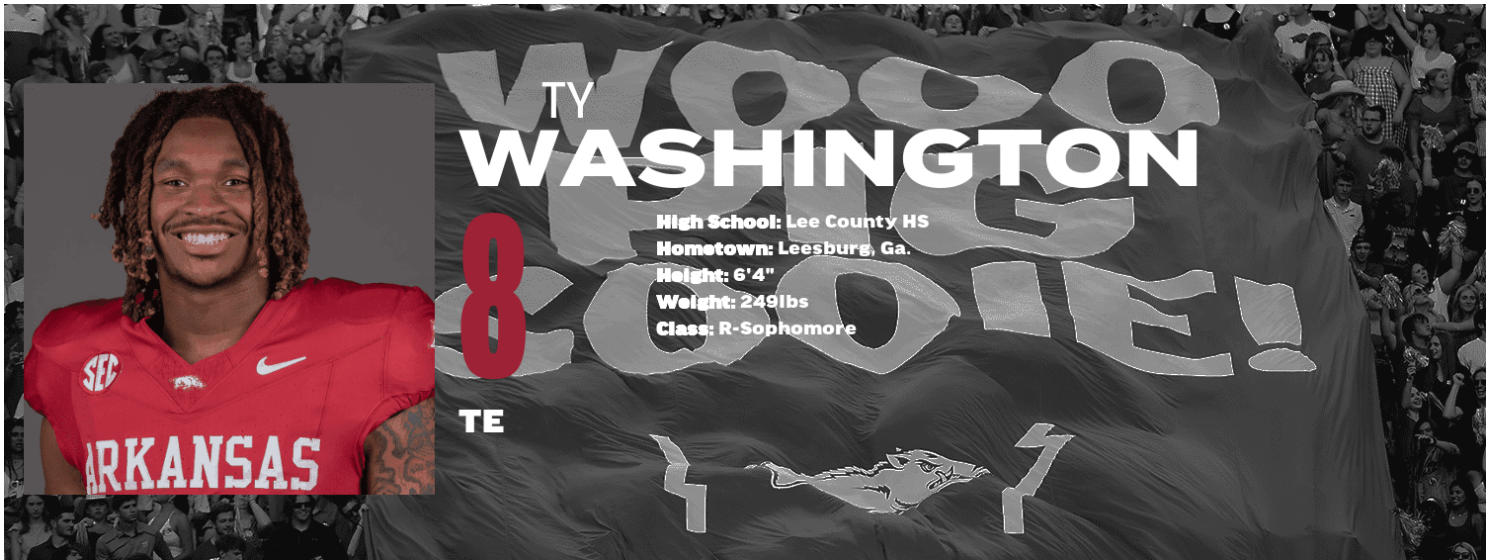
Game 2: Oklahoma State

100-YARD RECEIVING GAMES (9): ALL

DATE	TEAM	NO.	YDS.	AVG.	LG	TD
09/11/21	UINDY	6	166	27.7	63	1
10/23/21	at Findlay	9	193	21.4	81	2
09/03/22	at Lake Erie	7	157	22.4	70	2
09/10/22	WALSH	8	189	23.6	53	3
09/24/22	at Missouri S&T	8	177	22.1	76	2
10/22/22	FINDLAY	6	107	17.8	46	2
10/29/22	ASHLAND	6	116	19.3	41	0
11/05/22	MICHIGAN TECH	6	146	24.3	42	2
11/12/22	at Ohio Dominican	8	148	18.5	42	0

2024 GAME-BY-GAME ALL STATISTICS (ARKANSAS)

DATE	OPPONENT	P/S	RECEIVING					RUSHING					W/L	SCORE	
			NO.	YDS.	AVG.	LG	TD	NO.	YDS.	AVG.	LG	TD			
08/29	Ark.-Pine Bluff	S	3	53	17.7	28	0	0	0	0.0	0	0	0	W	70-0
2024 totals		1-1	3	53	17.7	28	0	0	0	0.0	0	0	0	1-0	



- ▶ Scored a TD on a 23-yard pass from Taylen Green vs. UAPB (Aug. 29)
- ▶ Started three games and appeared in nine before suffering a season-ending shoulder injury in 2023
- ▶ Had a career-high 7 catches for 90 yards and 2 TD at Ole Miss (Oct. 7, 2023)

- ▶ Caught 11 passes for 170 yards and two TDs, in four-game stretch (2023)
- ▶ Caught first collegiate pass in the Auto Zone Liberty Bowl victory over Kansas (Dec. 28, 2022) a 17-yard TD
- ▶ Consensus three-star prospect according to 247Sports, Rivals and ESPN

ALL RUSHING/RECEIVING STATISTICS

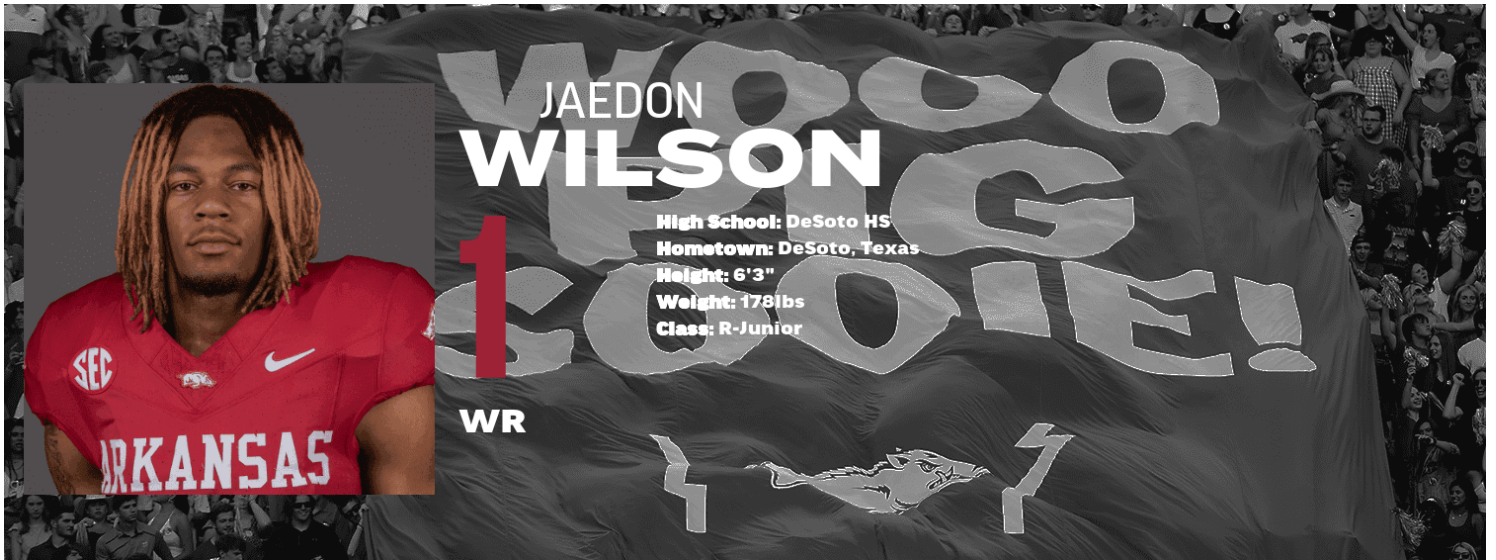
DATE	TEAM	GP	GS	NO.	RECEIVING				RUSHING				
					YDS.	AVG.	LG	TD	NO.	YDS.	AVG.	LG	TD
2022	Arkansas	4	0	1	17	17.0	17	1	0	0	0.0	0	0
2023	Arkansas	9	3	11	170	15.5	34	2	0	0	0.0	0	0
2024	Arkansas	1	0	1	23	23.0	23	1	0	0	0.0	0	0
Totals		14	3	13	210	16.2	34	4	0	0	0.0	0	0

SINGLE-GAME HIGHS: RECEIVING

Receptions	7 at Ole Miss, Oct 07, 2023 2 at Florida, Nov 04, 2023 1 vs. Ark.-Pine Bluff, Aug 29, 2024 ...3 more at 1.	Receiving TDs	2 at Ole Miss, Oct 07, 2023 1 vs. Ark.-Pine Bluff, Aug 29, 2024 ...1 more at 1.
Receiving Yards	90 at Ole Miss, Oct 07, 2023 37 at Florida, Nov 04, 2023 24 at Alabama, Oct 14, 2023	All-Purpose Yards	90 at Ole Miss, Oct 07, 2023 37 at Florida, Nov 04, 2023 24 at Alabama, Oct 14, 2023
Receiving Average	12.9 at Ole Miss, Oct 07, 2023		

2024 GAME-BY-GAME ALL STATISTICS (ARKANSAS)

DATE	OPPONENT	P/S	NO.	RECEIVING				RUSHING					W/L	SCORE	
				YDS.	AVG.	LG	TD	NO.	YDS.	AVG.	LG	TD			
08/29	Ark.-Pine Bluff	P	1	23	23.0	23	1	0	0	0.0	0	0	0	W	70-0
2024 totals			1-0	1	23	23.0	23	1	0	0	0.0	0	0	1-0	



- ▶ Has appeared in 21 games with four starts during his three-year career
- ▶ Matched his career-best with three receptions for 31 yards, including a 10-yard touchdown catch, vs. Florida International (Nov. 18, 2023)
- ▶ Scored the first touchdown of the season in win over Western Carolina (Sept. 2, 2023), taking a screen pass 65 yards.

- ▶ Caught two passes for 47 yards, including a 30-yard pass in the Autozone Liberty Bowl victory over Kansas (Dec. 28, 2022)
- ▶ Saw action on special teams in 2022
- ▶ Chose Arkansas over Illinois, Louisville, Northwestern, Oregon State, Houston and others.

ALL RUSHING/RECEIVING STATISTICS

DATE	TEAM	GP	GS	RECEIVING					RUSHING				
				NO.	YDS.	AVG.	LG	TD	NO.	YDS.	AVG.	LG	TD
2021	Arkansas	2	0	0	0	0.0	0	0	0	0	0.0	0	0
2022	Arkansas	7	0	3	49	16.3	30	0	0	0	0.0	0	0
2023	Arkansas	12	4	15	199	13.3	65	2	1	4	4.0	4	0
2024	Arkansas	1	0	0	0	0.0	0	0	0	0	0.0	0	0
Totals		22	4	18	248	13.8	65	2	1	4	4.0	4	0

ALL RETURN STATISTICS

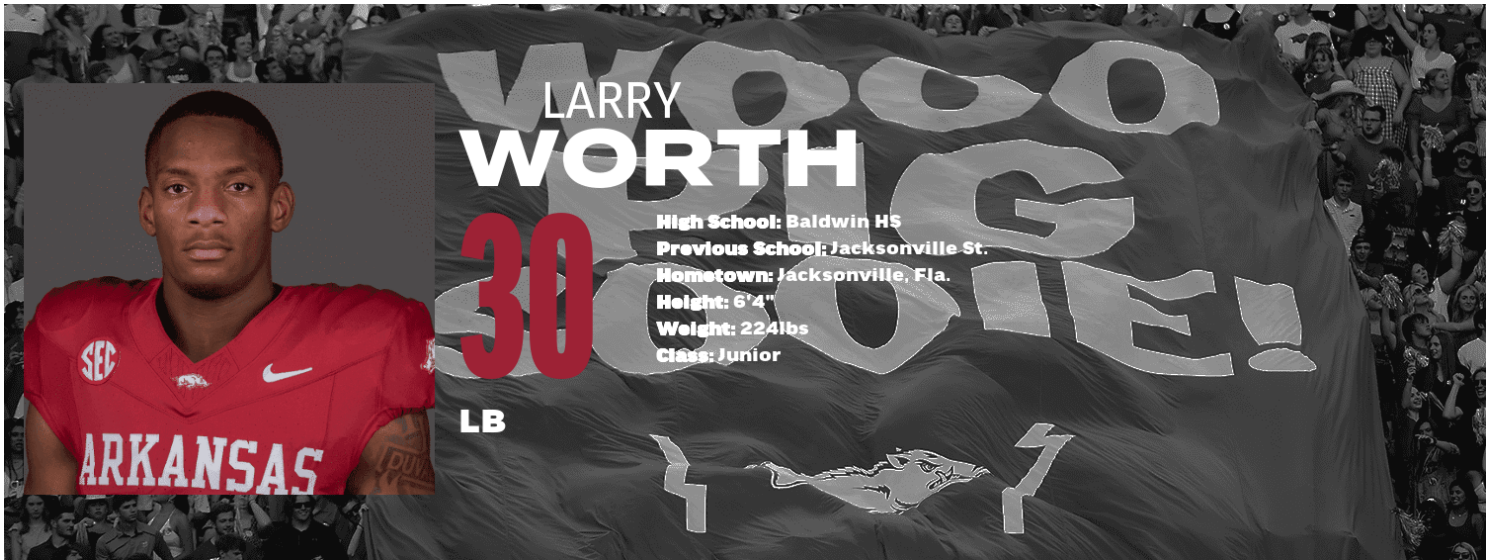
DATE	TEAM	RET.	KICKOFF RETURNS				PUNT RETURNS					
			YDS.	AVG.	LG	TD	NO.	FC	YDS.	AVG.	LG	TD
2021	Arkansas	0	0	0.0	0	0	0	0	0	0.0	0	0
2022	Arkansas	0	0	0.0	0	0	0	0	0	0.0	0	0
2023	Arkansas	0	0	0.0	0	0	0	0	0	0.0	0	0
2024	Arkansas	0	0	0.0	0	0	0	0	0	0.0	0	0
Totals		0	0	0.0	0	0	0	0	0	0.0	0	0

SINGLE-GAME HIGHS: RUSHING/RECEIVING

Rush Attempts	1 vs. FIU, Nov 18, 2023	Receiving Average	27.7 vs. Western Caro., Sep 02, 2023
Rushing Yards	4 vs. FIU, Nov 18, 2023	Receiving TDs	1 vs. FIU, Nov 18, 2023
Receptions	3 vs. FIU, Nov 18, 2023 ...1 more at 3.	All-Purpose Yards	83 vs. Western Caro., Sep 02, 2023 47 vs. Kansas, Dec 28, 2022 31 vs. FIU, Nov 18, 2023 ...1 more at 31.

2024 GAME-BY-GAME ALL STATISTICS (ARKANSAS)

DATE	OPPONENT	P/S	RECEIVING					RUSHING					W/L	SCORE	
			NO.	YDS.	AVG.	LG	TD	NO.	YDS.	AVG.	LG	TD			
08/29	Ark.-Pine Bluff	P	0	0	0.0	0	0	0	0	0.0	0	0	0	W	70-0
2024 totals		1-0	0	0	0.0	0	0	0	0	0.0	0	0	0	1-0	



LARRY
WORTH

30

High School: Baldwin HS
Previous School: Jacksonville St.
Hometown: Jacksonville, Fla.
Height: 6'4"
Weight: 224lbs
Class: Junior

LB

- ▶ Transferred from Jacksonville State where he spent his freshman and sophomore seasons.
- ▶ Saw action in 22 games during his two seasons, including four starts at nickelback in 2023

- ▶ Was fifth on Jax State in total tackles (63) and second in sacks (4) in 2023.
- ▶ Posted a career-high 12 tackles, including two for loss and a sack during the New Orleans Bowl against Louisiana.
- ▶ Played receiver in high school before walking on at Jacksonville State where he transitioned to the defensive side of the ball, playing nickel and safety.

ALL DEFENSIVE STATISTICS

DATE	TEAM	GP	GS	TK	S	A	TACKLES					INTERCEPTIONS					O. FUMB					ST					MISC					
							TFL	YDS	SK	YDS	QH	NO	YDS	LG	TD	PD	FF	FR	TD	YDS	TK	S	A	FF	FR	S	A					
2022	Jacksonville St.	9	0	20	10	10	2.0	6.0	0.0	0.0	0	0	0	0	0	1	1	0	0	0	0	0	0	0	0	0	0	0	0	0	0	0
2023	Jacksonville St.	13	5	63	28	35	6.0	36.0	3.0	26.0	3	1	0	0	0	2	1	1	0	0	0	0	0	0	0	0	0	0	0	0	0	
2024	Arkansas	1	0	0	0	0	0.0	0.0	0.0	0.0	0	0	0	0	0	0	0	0	0	0	0	0	0	0	0	0	0	0	0	0		
Totals		23	5	83	38	45	8.0	42.0	3.0	26.0	3	1	0	0	0	3	2	1	0	0	0	0	0	0	0	0	0	0	0	0		

SINGLE-GAME HIGHS: DEFENSIVE

Total Tackles	12 at Louisiana, Dec 16, 2023 7 at New Mexico St., Nov 25, 2023 ...2 more at 7.	Forced Fumbles	1 vs. UTEP, Aug 26, 2023 ...1 more at 1.
Solo Tackles	6 at New Mexico St., Nov 25, 2023 4 at Louisiana, Dec 16, 2023 ...1 more at 4.	Fumble Recoveries	1 at Middle Tenn., Oct 04, 2023
Sacks	1.5 vs. UTEP, Aug 26, 2023 1.0 at Louisiana, Dec 16, 2023 0.5 vs. Eastern Mich., Sep 23, 2023	Tackles For Loss	2 at Louisiana, Dec 16, 2023 1 at South Carolina, Nov 04, 2023 ...3 more at 1.
Passes Defensed	1 at New Mexico St., Nov 25, 2023 ...2 more at 1.	Interceptions	1 vs. Eastern Mich., Sep 23, 2023

2024 GAME-BY-GAME ALL STATISTICS (ARKANSAS)

DATE	OPPONENT	P/S	TACKLES					INTERCEPTIONS					O. FUMB					ST					MISC							
			TK	S	A	SK	YDS	TFL	YDS	QH	NO	YDS	LG	TD	PD	FF	FR	TD	YDS	TK	S	A	FF	FR	S	A	W/L	SCORE		
08/29	Ark.-Pine Bluff	P	0	0	0	0.0	0.0	0.0	0.0	0	0	0	0	0	0	0	0	0	0	0	0	0	0	0	0	0	0	0	0	0
2024 totals		1-0	0	0	0	0.0	0.0	0.0	0.0	0	0	0	0	0	0	0	0	0	0	0	0	0	0	0	0	0	0	0	1-0	

WEEKLY MEDIA SCHEDULE: OKLAHOMA STATE

1 SUN	2 MON	3 TUES	4 WED	5 THUR	6 FRI	7 SAT
No media availability	Noon Presser: Coach Pittman	6:15 p.m. Zoom: Student-Athletes	10:40 a.m. SEC Teleconference: Coach Pittman 7 p.m. <i>Sam Pittman Live</i>	No media availability	No media availability	Gameday Oklahoma State Kickoff - 11 a.m. TV - ABC Postgame Presser Coach Pittman & Student-Athletes

ARKANSAS COMMUNICATIONS



KYLE PARKINSON
Associate AD/Communications
Cell(479) 387-4753
Email.....kparkin@uark.edu
Twitter.....@TheOtherKP



OLIVER GRIGG
Assistant Director/Communications
Cell(479) 502-6577
Email.....ogrigg@uark.edu
Twitter.....@Oliver_Grigg



HUNTER CORNELIUSSEN
Assistant Director/Communications
Cell(479) 380-2194
Email.....hc068@uark.edu
Twitter.....@HunterCor

Office: (479) 575-2751
Fax: (479) 575-7481
Fayetteville Press Box: (479) 575-6622
Little Rock Press Box: (501) 663-0514
Mailing Address:

Arkansas Communications
P.O. Box 7777
Fayetteville, AR 72701

Overnight/Physical Address:
University of Arkansas
Arkansas Communications
350 N Razorback Road
Fayetteville, AR 72701

GAME CREDENTIAL REQUESTS

All requests for media and/or photo credentials must be made online at SportsSystems.com/Arkansas. Requests should be made at least 10 days in advance. Credentials must be requested and will be granted on a game-by-game basis only. No multi-game or full season credentials will be issued.

Credentials will not be mailed. They may be picked up beginning three hours prior to kickoff at the media will call station at the base of the elevator at both Donald W. Reynolds Razorback Stadium in Fayetteville and War Memorial Stadium in Little Rock. Photo identification is required when picking up credentials

ARKANSAS FTP SITE

An FTP site is available for members of the media. For more information concerning the FTP site, contact Michelle Glover (mglglover@uark.edu).

SEC COACHES TELECONFERENCE

In conjunction with the Southeastern Conference, head coach Sam Pittman will participate each week in the league's teleconference of football coaches. The teleconferences will be conducted each Wednesday from Aug. 28 to Nov. 20 from 10 a.m. to 12:40 p.m. CT.

Accredited media members only may access the broadcast-quality teleconference. Callers may participate in the question-and-answer session with an individual coach or all SEC coaches. For more information and the teleconference number, contact the SEC Media Relations Office at (205) 458-3000.

- 10 a.m. Brian Kelly, LSU
- 10:10 a.m. Kirby Smart, Georgia
- 10:20 a.m. Billy Napier, Florida
- 10:30 a.m. Brent Venables, Oklahoma
- 10:40 a.m. Sam Pittman, Arkansas
- 10:50 a.m. Josh Heupel, Tennessee
- 11 a.m. Kalen DeBoer, Alabama
- 11:10 a.m. Shane Beamer, South Carolina
- 11:20 a.m. Elijah Drinkwitz, Missouri
- 11:30 a.m. Mike Elko, Texas A&M
- 11:40 a.m. Mark Stoops, Kentucky
- 11:50 a.m. Jeff Leiby, Mississippi State
- Noon Lane Kiffin, Ole Miss
- 12:10 p.m. Hugh Freeze, Auburn
- 12:20 p.m. Clark Lea, Vanderbilt
- 12:30 p.m. Steve Sarkisian, Texas

SAM PITTMAN LIVE

"Sam Pittman Live," Coach Pittman's weekly radio show, airs on Wednesday nights starting at 7 p.m. For the 15th straight year, the one-hour radio show will be broadcast live from the Catfish Hole.

The show will be carried throughout the state of Arkansas on the Razorback Sports Network and locally in Fayetteville on 105.3 FM, 99.5 FM, 92.1 FM & 1290 AM.

RAZORBACK FOOTBALL WITH SAM PITTMAN

"Razorback Football with Sam Pittman" is the official television coach's show of Razorback football. The one-hour show will air statewide and throughout the region on numerous television affiliates.

12 shows will air throughout the season on the following stations: KATV (Sunday at 10:30 p.m.), KFSM (Sunday at 10:30 p.m.) and KNXW (Sunday at 9:30 p.m.).

RADIO AFFILIATES

Batesville.....	KWOZ-FM	103.3
Camden.....	KCXY-FM	95.3
Camden.....	KAMD-FM	97.1
Crossett.....	KAGH-FM.....	104.9
Crossett.....	KAGH-AM	800
DeQueen.....	KDQN-FM	92.1
DeWitt.....	KDEW-FM	97.3
El Dorado.....	KMRX-FM	96.1
Fayetteville.....	KQSM-FM	92.1
Fayetteville.....	KAKS-FM.....	99.5
Fayetteville.....	K237GR.....	95.3
Forrest City.....	KBFC-FM	93.5
Fort Smith.....	KERX-FM	95.3
Glenwood.....	KHGZ-FM.....	98.9
Glenwood.....	KHGZ-AM	670
Hot Springs/Mena.....	KTTG-FM.....	96.3
Jonesboro.....	KEGI-FM	100.5
Joplin, Mo.....	KHST-FM	101.7
Little Rock.....	KABZ-FM	103.7
Magnolia.....	KZHE-FM	100.5
Marshall.....	KBCN-FM.....	104.3
Mena.....	KENA-FM.....	104.1
Monett, Mo.....	KKBL-FM	95.9
Monticello.....	KGPO-FM.....	99.9
Morrilton.....	KCON-FM.....	99.3
Mountain Home.....	KOMT-FM	93.5
Ozark.....	KDYN-FM.....	96.7
Ozark.....	KDYN-AM	1540
Searcy.....	KRZS-FM	99.1
Texarkana.....	KKTK-AM.....	1400
Tulsa, Okla.....	KYAL-FM	99.9
Tulsa, Okla.....	KYAL-AM.....	1550
Wynne.....	KWYN-FM	92.5