



Saturday, Oct. 26, 2024 • 11:45 a.m. • SEC Network • Davis Wade Stadium at Scott Field (61,337) • Starkville, Miss.

SEC NETWORK

Dave Neal (play-by-play)
Aaron Murray (analyst)
Ashley ShahAhmadi (reporter)

RAZORBACK/LEARFIELD RADIO NETWORK

Chuck Barrett (play-by-play)
Quinn Grovey (analyst)
Geno Bell (reporter)

SIRIUS XM RADIO

Channel 386
App 976

COACHING STAFF

ON THE FIELD

(Year at Arkansas)
Sam Pittman - Head Coach (5th)
Scott Fountain - Assistant HC/Special Teams (5th)
Bobby Petrino - Offensive Coordinator/QBs (1st)
Travis Williams - Defensive Coordinator (2nd)
Marcus Woodson - Co-Defensive Coordinator (2nd)
Deke Adams - Defensive Line (3rd)
Ronnie Fouch - Wide Receivers (1st)
Eric Mateos - Offensive Line (1st)
Kolby Smith - Running Backs (1st)
Deron Wilson - Secondary (2nd)

IN THE BOOTH

Morgan Turner - Tight Ends (2nd)

FOUR DOWNS

8



WR Andrew Armstrong, who is averaging 107.7 yards receiving per game, is one of eight FBS players and one of only two SEC pass catchers averaging 100-plus yards receiving per game this season.

20



Led by RB Ja'Quinden Jackson's team-high 10 rushing touchdowns, Arkansas is fourth in the SEC and 13th nationally in rushing scores (20). Six Hogs have run for at least one touchdown this season.

53



Since Sam Pittman's first year as head coach in 2020, Arkansas has totaled 53 interceptions, fourth-most in the SEC behind only South Carolina (58), Georgia (55) and Alabama (54) during that span.

455.1



Through seven games, Arkansas ranks fourth in the SEC and 22nd nationally in total offense. The Hogs are averaging 455.1 total yards of offense per game, including 176.4 rushing yards per game.



ARKANSAS RAZORBACKS (4-3, 2-2 SEC)

AP/Coaches: NR/NR
Head Coach: Sam Pittman (Pittsburg State, '86)
Career Record: 27-28 (5th season)
Record at Arkansas: Same

MISSISSIPPI STATE BULLDOGS (1-6, 0-4 SEC)

AP/Coaches: NR/NR
Head Coach: Jeff Leiby (Oklahoma, '07)
Career Record: 1-6 (1st season)
Record at Mississippi State: Same

THE RUNDOWN

Arkansas travels to Starkville for its second true SEC road game of the season, squaring off against Mississippi State from inside Davis Wade Stadium at Scott Field. Kickoff between the Razorbacks and Bulldogs is scheduled for 11:45 a.m. Saturday, Oct. 26, on SEC Network.

Arkansas seeks its first win in Starkville since the 2020 season and its second road win over Mississippi State under head coach Sam Pittman, who earned his first career win and first SEC victory at Davis Wade Stadium in 2020.

QB Taylen Green has completed 128-of-220 (58.2%) passes for 1,741 yards and six touchdowns through seven games this season. A dual-threat quarterback, Green has also run for 316 yards and four scores on 87 carries (3.6 ypc) to help power Arkansas' rushing offense, which is averaging 176.4 yards per game and has accounted for 20 of the Razorbacks' 26 total offensive touchdowns this year.

RB Ja'Quinden Jackson has made his case as one of the nation's best running backs with three 100-yard rushing games and three multiple rushing touchdowns performances through Arkansas' first seven games. The Utah transfer rushed for at least one touchdown in each of the first six games of the season, becoming the first Razorback to score a rushing touchdown in six consecutive games since RB Knile Davis accomplished the feat in 2010. Entering Saturday's road game at Mississippi State, Jackson is second in the SEC in rushing touchdowns (10) and fourth in rushing yards (592) and rushing yards per game (84.6).

WR Andrew Armstrong has solidified himself as QB Taylen Green's go-to target, leading the Razorbacks in both receptions (45) and receiving yards (646) despite missing the team's season opener. Armstrong, who ranks second in the SEC in receptions (45), receptions per game (7.5) and receiving yards per game (107.7) and ranks third in receiving yards (646), enters Saturday road contest in Starkville having caught a pass in 34 consecutive games and recording multiple receptions in 29 straight games since his 2021 season at Texas A&M-Commerce.

DL Landon Jackson has lived up to the lofty preseason hype, leading the Hogs in tackles for loss (4.5) and sacks (2.5) through the first seven games of the campaign. The preseason All-American, whose best game of the year came in a two-sack effort against Texas A&M (Sept. 28), is the only Razorback defender since at least 1997 with multiple games of 8+ total tackles, 3+ tackles for loss and 2+ sacks.



TAYLEN GREEN

PASSING

128/220 (58.2%)
1,741 YDS
6 TD/6 INT



JA'QUINDEN JACKSON

RUSHING

104 ATT
592 YDS
10 TD



ANDREW ARMSTRONG

RECEIVING

45 REC
646 YDS
1 TD



LANDON JACKSON

TACKLES

28 TOTAL
4.5 TFL
2.5 SACKS



THE GAME: ARKANSAS vs. MISSISSIPPI STATE

INSIDE THE SERIES

All-Time Record: Arkansas leads, 18-15-1
 In Fayetteville: Series tied, 4-4
 In Starkville: Series tied, 8-8
 In Little Rock: Arkansas leads, 6-1-1
 In Memphis: Mississippi State leads, 2-0
 Most points scored by Arkansas: 58 (2016)
 Most points scored by Mississippi State: 54 (2019)
 Largest margin of victory by Arkansas: 46 (2003)
 Largest margin of victory by Mississippi State: 46 (2018)
 Longest win streak by Arkansas: 9 (1999-2007)
 Longest win streak by Mississippi State: 4 (2012-15)

SERIES HISTORY

Date	UA/Opp Rank	Site	Result
Nov. 25, 1916		Memphis, Tenn.	L, 20-7
Sept. 30, 1939		Memphis, Tenn.	L, 19-0
Nov. 7, 1992	NR/19	Starkville, Miss.	L, 10-3
Nov. 6, 1993		Little Rock, Ark.	T, 13-13
Nov. 5, 1994	NR/24	Starkville, Miss.	L, 17-7
Nov. 4, 1995		Little Rock, Ark.	W, 26-21
Nov. 23, 1996		Starkville, Miss.	W, 16-13 (OT)
Nov. 22, 1997	NR/14	Fayetteville, Ark.	W, 17-7
Nov. 21, 1998	9/NR	Starkville, Miss.	L, 22-21
Nov. 20, 1999	22/12	Little Rock, Ark.	W, 14-9
Nov. 18, 2000	NR/13	Starkville, Miss.	W, 17-10 (OT)
Nov. 17, 2001		Fayetteville, Ark.	W, 24-21
Nov. 23, 2002		Starkville, Miss.	W, 26-19
Nov. 22, 2003		Fayetteville, Ark.	W, 52-6
Nov. 20, 2004		Starkville, Miss.	W, 24-21
Nov. 10, 2005		Little Rock, Ark.	W, 44-10
Nov. 18, 2006	5/NR	Starkville, Miss.	W, 28-14
Nov. 17, 2007		Little Rock, Ark.	W, 45-31
Nov. 22, 2008		Starkville, Miss.	L, 31-28
Nov. 21, 2009		Little Rock, Ark.	W, 42-21
Nov. 20, 2010	13/22	Starkville, Miss.	W, 38-31 (20T)
Nov. 19, 2011	6/NR	Little Rock, Ark.	W, 44-17
Nov. 17, 2012		Starkville, Miss.	L, 45-14
Nov. 23, 2013		Little Rock, Ark.	L, 24-17
Nov. 1, 2014		Starkville, Miss.	L, 17-10
Nov. 21, 2015		Fayetteville, Ark.	L, 51-50
Nov. 18, 2016		Starkville, Miss.	W, 58-42
Nov. 18, 2017	NR/16	Fayetteville, Ark.	L, 28-21
Nov. 17, 2018	NR/24	Starkville, Miss.	L, 52-6
Nov. 2, 2019		Fayetteville, Ark.	L, 54-24
Oct. 3, 2020	NR/16	Starkville, Miss.	W, 21-14
Nov. 6, 2021	NR/17	Fayetteville, Ark.	W, 31-28
Oct. 8, 2022	NR/23	Starkville, Miss.	L, 40-17
Oct. 21, 2023		Fayetteville, Ark.	L, 7-3

100-YARD RUSHING GAMES (12)

Player	Date	Rushes	Yards	TDs
Malik Hornsby	10/8/22	8	114	0
Dominique Johnson	11/6/21	17	107	2
Rakeem Boyd	11/2/19	11	114	1
Rawleigh Williams III	11/19/16	16	205	4
Dewwah Whaley	11/19/16	19	112	1
Knile Davis	11/20/10	30	187	2
Darren McFadden	11/19/05	21	165	2
De'Arrius Howard	11/20/04	29	125	1
Cedric Cobbs	11/22/03	30	150	2
De'Arrius Howard	11/23/02	25	121	0
Matt Jones	11/17/01	10	131	0
Cedric Cobbs	11/17/01	18	101	3

300-YARD PASSING GAMES (6)

Player	Date	C-A	Yards	TDs
Austin Allen	11/19/16	18-25	303	2
Brandon Allen	11/21/15	30-43	406	7
Tyler Wilson	11/19/11	32-43	365	3
Ryan Mallett	11/20/10	17-26	305	3
Ryan Mallett	11/21/09	18-34	313	5
Nathan Dick	11/22/08	25-43	333	3

100-YARD RECEIVING GAMES (9)

Player	Date	Rec.	Yards	TDs
Jadon Haselwood	10/08/22	3	113	0
De'Vion Warren	10/3/20	4	100	1
Hunter Henry	11/21/15	7	129	2
Hunter Henry	11/1/14	7	110	0
Chris Gragg	11/19/11	8	119	1
Jarius Wright	11/20/10	2	105	1
Cobi Hamilton	11/21/09	3	131	2
Lucas Miller	11/22/08	10	201	1
Cedric Washington	11/20/04	5	101	0

TOTALS

100-Yard Rushing Games (Players): 12 (10)
 300-Yard Passing Games (Players): 6 (5)
 100-Yard Receiving Games (Players): 9 (8)

STATISTICAL BREAKDOWN: ARKANSAS vs. MISSISSIPPI STATE

Arkansas	Rank: SEC (FBS)	Category	MSU	Rank: SEC (FBS)
29.7	11 (61)	Scoring Offense	27.4	14 (76)
21.3	11 (42)	Scoring Defense	33.3	16 (116)
455.1	4 (22)	Total Offense	379.0	12 (78)
331.7	11 (40)	Total Defense	449.7	16 (122)
176.4	4 (47)	Rushing Offense	126.7	15 (100)
113.9	8 (31)	Rushing Defense	192.4	16 (114)
278.7	5 (26)	Passing Offense	252.3	9 (46)
217.9	12 (70)	Passing Defense	257.3	16 (111)
20.5	11 (58)	Kickoff Return Avg.	24.0	1 (24)
9.4	5 (49)	Punt Return Avg.	16.7	4 (12)
31:23	6 (35)	Time of Possession	26:53	15 (120)
.520	2 (9)	3rd Down Conv. Pct.	.400	10 (63)
.368	10 (55)	3rd Down Conv. Pct. Defense	.495	16 (130)
45.7	1 (3)	Net Punting	42.4	9 (18)
-0.71	15 (109)	Turnover Margin	0.29	9 (51)
1	16 (117)	Fumbles Recovered	4	7 (44)
6	12 (107)	Fumbles Lost	4	8 (68)
6	6 (48)	Passes Intercepted	5	11 (69)
7	15 (98)	Turnovers Gained	9	9 (62)
12	13 (93)	Turnovers Lost	7	4 (37)
131.3	14 (82)	Passing Efficiency	143.8	10 (47)
122.9	10 (49)	Pass Efficiency Defense	156.9	16 (121)
6.6	8 (81)	Fewest Penalties Per Game	7.1	9 (93)
57.4	7 (76)	Fewest Yards Penalized Per Game	63.1	10 (96)
2.0	14 (64)	Sacks	0.71	16 (131)
2.4	11 (91)	Sacks Allowed	3.1	14 (120)
4.4	15 (11)	Tackles for Loss	3.6	16 (129)
6.1	13 (97)	Tackles for Loss Allowed	6.9	14 (112)
176	2 (6)	First Downs	147	8 (59)
128	11 (50)	First Downs Allowed	161	16 (123)
.759	16 (115)	Red Zone Offense	.840	11 (73)
.864	14 (87)	Red Zone Defense	.871	15 (91)

INDIVIDUAL STATS

ARKANSAS					MISSISSIPPI STATE						
Rushing	Att.	Yds.	Avg.	TD	Rushing	Att.	Yds.	Avg.	TD		
Ja'Quinden Jackson	104	592	5.7	10	Johnnie Daniels	69	312	4.5	2		
Taylen Green	87	316	3.6	4	Davon Booth	76	303	4.0	2		
Braylen Russell	27	127	4.7	2	Keyvone Lee	29	140	4.8	1		
Rodney Hill	15	78	5.2	1	Blake Shapen	34	36	1.1	2		
Passing	Comp.	Att.	Yds.	TD/INT	Passing	Comp.	Att.	Yds.	TD/INT		
Taylen Green	128	220	1,741	6/6	Michael Van Buren Jr.	61	114	792	6/2		
					Blake Shapen	74	108	974	8/1		
Receiving	Rec.	Yds.	Avg.	TD	Receiving	Rec.	Yds.	Avg.	TD		
Andrew Armstrong	45	646	14.4	1	Kevin Coleman Jr.	44	536	12.2	4		
Isaiah Sategna	25	366	14.6	1	Seydou Traore	21	224	10.7	0		
Tyrone Broden	12	162	13.5	1	Mario Craver	16	355	22.2	3		
Ja'Quinden Jackson	11	125	11.4	0	Kelly Akharaiyi	15	241	16.1	2		
Isaac TeSlaa	10	219	21.9	1	Jordan Mosley	14	205	14.6	2		
Luke Hasz	10	131	13.1	1							
Punting	No.	Yds.	Avg.	Long	Punting	No.	Yds.	Avg.	Long		
Devin Bale	18	873	48.5	66	Nick Barr-Mira	26	1172	45.1	60		
Punt Returns	No.	Yds.	Avg.	TD	Long	Punt Returns	No.	Yds.	Avg.	TD	Long
Isaiah Sategna	5	47	9.4	0	33	Kevin Coleman Jr.	6	117	19.5	0	32
Kickoff Returns	No.	Yds.	Avg.	TD	Long	Kickoff Returns	No.	Yds.	Avg.	TD	Long
Isaiah Sategna	2	46	23.0	0	30	Davon Booth	7	168	24.0	0	38
Scoring	TD	FG	PAT	Total	Scoring	TD	FG	PAT	Points		
Ja'Quinden Jackson	10	-	-	60	Kyle Ferrie	-	6-7	24-25	42		
Kyle Ramsey	-	7-12	23-23	44	Davon Booth	5	-	-	30		
Tackles	UT-AT	TT	TFL	Other	Tackles	UT-AT	TT	TFL	Other		
Xavian Sorey	22-27	49	4.0-15	1.0 SK	Isaac Smith	29-39	68	-	1 PBU, 1 FF		
Doneiko Slaughter	29-16	45	2.0-8 1 INT, 4 PBU		Stone Blanton	16-42	60	1.0-2	0.5 SK, 2 FF		
TJ Metcalf	22-15	37	-3 INT, 3 PBU		Nic Mitchell	13-29	42	1.5-3	1 PBU		
Jayden Johnson	18-15	33	2.0-4 1 INT, 3 PBU		Brylan Lanier	27-12	39	2.0-5	-		

GAME 8: MISSISSIPPI STATE

LAST MEETING: MISSISSIPPI STATE 7, ARKANSAS 3



Scoring Summary report
Mississippi St. vs Arkansas (Oct 21, 2023)
Mississippi St. (4-3, 1-3) vs Arkansas (2-6, 0-5)

Date: Oct 21, 2023
Site: Fayetteville, Arkansas
Stadium: DWWRSS
Attendance: 71505

SCORE BY QUARTERS

Team	1st	2nd	3rd	4th	Total
Mississippi St.	0	7	0	0	7
Arkansas	3	0	0	0	3

SCORING SUMMARY

Qtr	Time	Scoring Play	V-H
1st	12:30	Ark - #29 C Little 24 yd FG, 6:29, 01:55	0-3
2nd	13:03	MSU - #7 J.Marks 2 yd pass from #14 M.Wright (#60 K.Ferris Kick), 9:49, 04:32	7-3

TIME DETAILS

Kickoff time: 11:02 AM
End of Game: 01:59 PM
Total elapsed: 02:56

OFFICIALS

Referee: David Smith
Umpire: Paul Myers
Linesman: Carl Gioia
Line Judge: Michael Taylor
Back Judge: Brett Toney
Field Judge: Raymond Tate
Side Judge: Bryan Murphy
Center Judge: Brian Davis
Replay Official: Mickey Haddock

WEATHER

Weather: Sunny 71 F
Wind: West 5 mph

POWERED BY genius sports



Team Statistics report
Mississippi St. vs Arkansas (Oct 21, 2023)

Date: Oct 21, 2023
Site: Fayetteville, Arkansas
Stadium: DWWRSS
Attendance: 71505

FULL GAME

	MSU	Ark
FIRST DOWNS	10	12
Rushing	5	9
Passing	3	3
Penalty	2	0
NET YARDS RUSHING	120	103
Rushing Attempts	36	37
Average Per Rush	3.3	2.8
Rushing Touchdowns	0	0
Yards Gained Rushing	144	139
Yards Lost Rushing	24	36
NET YARDS PASSING	85	97
Completions-Attempts-Int	8-12-1	19-31-1
Average Per Attempt	7.1	3.1
Average Per Completion	10.6	5.1
Passing Touchdowns	1	1
TOTAL OFFENSE YARDS	205	200
Total offense plays	48	68
Average Gain Per Play	4.3	2.9
Fumbles: Number-Lost	1-0	2-1
Penalties: Number-Yards	8-49	5-60
PUNTS-YARDS	8-295	6-287
Average Yards Per Punt	36.9	47.8
Net Yards Per Punt	36.9	42.7
Inside 20	3	4
50+ Yards	0	2
Touchbacks	0	0
Fair catch	6	1
KICKOFF-YARDS	2-128	2-130
Average Yards Per Kickoff	64.0	65.0
Net Yards Per Kickoff	39.5	40
Touchbacks	1	2
Fair Catch Yards	0	0
Punt returns: Number-Yards-TD	1-31-0	0-0-0
Average Per Return	31.0	0.0
Kickoff returns: Number-Yds-TD	0-0-0	1-24-0
Average Per Return	0.0	24.0
Interceptions: Number-Yds-TD	1-0-0	1-0-0
Fumble Returns: Number-Yds-TD	0-0-0	0-0-0
Miscellaneous Yards	0	0
Possession Time	28:35	31:25
1st Quarter	08:32	06:28
2nd Quarter	08:02	06:58
3rd Quarter	05:27	09:33
4th Quarter	06:34	08:26
Third-Down Conversions	1-10	5-17
Fourth-Down Conversions	0-0	1-4
Red-Zone Scores-Chances	1-2	1-1
Touchdowns	1-2	0-1
Field goals	0-2	1-1
Sacks By: Number-Yards	4-36	1-4
PAT Kicks	1-1	0-0
2PTs Conversions	0-0	0-0
Field Goals	0-1	1-1
Points off Turnover	0	3

POWERED BY genius sports



Individual Statistics report
Mississippi St. vs Arkansas (Oct 21, 2023)

Date: Oct 21, 2023
Site: Fayetteville, Arkansas
Stadium: DWWRSS
Attendance: 71505

FULL GAME

MISSISSIPPI ST.

RUSHING										
	No.	Gain	Loss	Net	TD	Lg	Yds	Avg		
Mike Wright	11	74	14	60	0	26	5.5			
Joquavius Marks	17	46	4	42	0	9	2.5			
Seth Davis	3	16	2	14	0	9	4.7			
Lidestrick Griffin	2	6	0	6	0	5	3.0			
Jeffery Pittman	2	2	0	2	0	2	1.0			
Zavion Thomas	1	0	4	-4	0	0	-4.0			
Totals:	36	144	24	120	0	26	3.3			
PASSING										
	C-Att	Yds	TD	Long	Sack					
Mike Wright	8-12-1	85	1	30	1					
Totals:	8-12-1	85	1	30	1					
RECEIVING										
	TAR	No.	Yards	YAC	TD	Long				
Lidestrick Griffin	4	3	20	22	0	10				
Justin Robinson	3	2	40	2	0	30				
Zavion Thomas	3	2	23	19	0	12				
Joquavius Marks	1	1	2	4	1	2				
Antonio Harmon	1	0	0	0	0	0				
Totals:	12	8	85	47	1	30				
PUNTING										
	No.	Yds	Avg	Long	In20	TB				
Keelan Cimmins	6	226	37.7	43	2	0				
Andrew Osteen	2	69	34.5	35	1	0				
Totals:	8	295	36.9	43	3	0				
RETURNS										
	Punt	Kickoff	Intercept							
	No	Yds	Lg	No	Yds	Lg	No	Yds	Lg	
Zavion Thomas	1	31	0	0	0	0	0	0	0	
Shawn Preston Jr.	0	0	0	0	0	0	1	3	3	
Totals:	1	31	0	0	0	0	1	3	3	
FIELD GOALS										
	Qtr	Time	Dist	Result						
Kyle Ferris	4th	01:14	29	MISSED						
KICKOFFS										
	No.	Yards	Avg	TD	OB					
Nick Barr-Mira	2	128	64.0	1	0					
ALL-PURPOSE										
	Rush	Rcv	KR	PR	IR	Total				
Mike Wright	60	0	0	0	0	60				
Zavion Thomas	-4	23	0	31	0	50				
Joquavius Marks	42	2	0	0	0	44				
Justin Robinson	0	40	0	0	0	40				

FUMBLE:
Mississippi St. - Seth Davis 1-0
Arkansas - KJ Jefferson 2-1

ARKANSAS

RUSHING										
	No.	Gain	Loss	Net	TD	Lg	Yds	Avg		
Rashod Dubinion	14	47	0	47	0	8	3.4			
KJ Jefferson	16	74	36	38	0	13	2.4			
AJ Green	4	13	0	13	0	6	3.2			
Dominique Johnson	3	5	0	5	0	3	1.7			
Totals:	37	139	36	103	0	13	2.8			
PASSING										
	C-Att	Yds	TD	Long	Sack					
KJ Jefferson	19-31-1	97	0	19	4					
Totals:	19-31-1	97	0	19	4					
RECEIVING										
	TAR	No.	Yards	YAC	TD	Long				
Rashod Dubinion	5	5	11	18	0	8				
Andrew Armstrong	7	4	35	16	0	19				
Tyrone Broden	4	2	15	12	0	9				
Isaac TeSlaa	4	2	11	4	0	7				
Jaedon Wilson	5	2	7	9	0	4				
Isaiah Sategna	2	2	-7	1	0	0				
Ty Washington	2	1	19	2	0	19				
Dominique Johnson	1	1	6	2	0	6				
AJ Green	1	0	0	0	0	0				
Totals:	31	19	97	64	0	19				
PUNTING										
	No.	Yds	Avg	Long	In20	TB				
Max Fletcher	6	287	47.8	62	4	0				
Totals:	6	287	47.8	62	4	0				
RETURNS										
	Punt	Kickoff	Intercept							
	No	Yds	Lg	No	Yds	Lg	No	Yds	Lg	
Isaiah Sategna	0	0	0	1	24	24	0	0	0	
Alfahiy Walcott	0	0	0	0	0	0	1	0	0	
Totals:	0	0	0	1	24	24	1	0	0	
FIELD GOALS										
	Qtr	Time	Dist	Result						
Cam Little	1st	12:30	24	GOOD						
KICKOFFS										
	No.	Yards	Avg	TD	OB					
Cam Little	2	130	65.0	2	0					
ALL-PURPOSE										
	Rush	Rcv	KR	PR	IR	Total				
Rashod Dubinion	47	11	0	0	0	58				
KJ Jefferson	38	0	0	0	0	38				
Andrew Armstrong	0	35	0	0	0	35				
Ty Washington	0	19	0	0	0	19				

POWERED BY genius sports



Defensive Statistics report
Mississippi St. vs Arkansas (Oct 21, 2023)

Date: Oct 21, 2023
Site: Fayetteville, Arkansas
Stadium: DWWRSS
Attendance: 71505

FULL GAME

MISSISSIPPI ST.

#	Name	Solo	Ass	Total	Sacks-Yds	TFL-Yds	FF	FR-Yds	Int-Yds	BrUp	Blsks	QBH
14	Nathaniel Watson	5	9	14	2.0-19	2.0-19	0	0-0	0-0	0	0	0
44	Jeff Johnson	5	6	11	0.0-0	1.0-5	0	0-0	0-0	0	0	0
10	Cory Ellington	5	2	7	1.0-11	1.0-11	1	0-0	0-0	0	0	0
26	J.P. Purvis	3	4	7	0.0-0	0.0-0	0	0-0	0-0	0	0	0
34	Brice Pollock	5	0	5	0.0-0	0.0-0	0	0-0	0-0	0	0	0
3	Decameron Richardson	4	1	5	1.0-6	1.0-6	0	0-0	0-0	0	0	0
1	Marcus Banks	2	2	4	0.0-0	0.0-0	0	0-0	0-0	0	0	0
36	Dontery Russell	3	0	3	0.0-0	1.0-4	0	0-0	0-0	0	0	1
94	Jaden Crumedy	1	2	3	0.0-0	0.0-0	0	0-0	0-0	0	0	0
7	Shawn Preston Jr.	1	2	3	0.0-0	1.0-3	0	1-0	1-3	1	0	0
22	Nathan Pickering	1	2	3	0.0-0	0.0-0	0	0-0	0-0	0	0	0
61	Deonte Anderson	0	3	3	0.0-0	0.0-0	0	0-0	0-0	0	0	0
0	DeShawn Page	0	2	2	0.0-0	0.0-0	0	0-0	0-0	0	0	0
92	Eric Taylor	1	0	1	0.0-0	0.0-0	0	0-0	0-0	0	0	0
4	DeCarlos Nicholson	0	1	1	0.0-0	0.0-0	0	0-0	0-0	0	0	0
37	John Lewis	0	1	1	0.0-0	0.0-0	0	0-0	0-0	0	0	0
9	DeMonte Russell	0	1	1	0.0-0	0.0-0	0	0-0	0-0	0	0	0
20	Isaac Smith	0	1	1	0.0-0	0.0-0	0	0-0	0-0	0	0	0
6	Jordan Davis	0	1	1	0.0-0	0.0-0	0	0-0	0-0	0	0	0
Totals	36	40	76	4.0-36	7.0-48	1	1-0	1-3	3	0	1	0

ARKANSAS

#	Name	Solo	Ass	Total	Sacks-Yds	TFL-Yds	FF	FR-Yds	Int-Yds	BrUp	Blsks	QBH
27	Chris Paul Jr.	3	9	12	0.0-0	1.0-2	0	0-0	0-0	0	0	

GAME 8: MISSISSIPPI STATE

IN DEPTH CHART: OFFENSE

WR



2 Andrew Armstrong ||| 6-4, 202, *R-Sr.

At least 1 catch in 34 straight games ... First TD this season vs. LSU ... 3 100-yd receiving games this season ... Career-bests 164 yards, 10 receptions at OSU ... Transfer from D2 Texas A&M Commerce.

	REC	YDS	TD
2024	45	646	1
2023	56	764	5
2022 TAMC	62	1020	13
2021 TAMC	15	297	3
Totals	178	2727	22

82 Monte Harrison ||| 6-3, 230, Fr.

Former professional baseball player, who reached major leagues with Miami and Los Angeles Angels during a 10-year career ... Turned 29-years-old in August ... Former 4-star recruit committed to play FB & BSB at NEB out of HS.

	REC	YDS	TD
2024	2	29	0
Totals	2	29	0

WR



6 Isaiah Sategna ||| 5-11, 185, R-So.

18 receptions in 4 SEC games ... 6 catches vs. TAMU were career best ... Earned Freshman All-SEC honors as a return specialist in 2023 ... 2021-22 Gatorade Arkansas Boys Track & Field Athlete of Year ... Pronounced suh-TANE-ya.

	REC	YDS	TD
2024	25	367	1
2023	15	129	2
2022	2	12	0
Totals	42	508	3

4 Isaac TeSlaa ||| 6-4, 217, *Sr.

Recorded his first 100-yd game as a Hog with 120 yds on 5 catches vs. TAMU ... Started all 12 games in his first season at Arkansas ... Transfer from D2 Hillsdale College in Michigan ... Named 2022 GMAC Offensive POY ... Pronounced teh-SLAW.

	REC	YDS	TD
2024	10	219	2
2023	34	351	2
2022 HILL	68	1325	13
2021 HILL	45	698	6
2020 HILL	5	93	0
Totals	162	2686	22

LT



55 Fernando Carmona Jr. ||| 6-5, 322, R-Jr.

SEC OL of the Week (Wk 1, Wk 6) ... First Hog since 2022 to earn 2 SEC OL of the Week awards ... Transfer from SJSU, started 24 straight games at LT for Spartans ... Former TE and son of a football coach, played only 7 games in high school.

	GP	GS
2024	7	7
2023 SJSU	12	12
2022 SJSU	12	12
Totals	31	31

76 E'Marion Harris ||| 6-7, 300, R-So.

Leads team with 509 offensive snaps played according to PFF ... First start at RT vs. LSU ... First career start at LG vs. UAPB ... Saw action in 6 games during second season on campus ... Son of former Razorback Elliott Harris ... Pronounced eh-MAR-e-yon.

	GP	GS
2024	7	7
2023	6	0
2022	2	0
Totals	15	7

LG



54 Keyshawn Blackstock ||| 6-5, 319, R-Jr.

First start LG vs. LSU ... First career start vs. UAPB ... Transfer from Mich. St., played in 4 games before redshirting ... Top-ranked junior college interior OL in the nation by 247Sports coming out of Coffeyville CC, where he played 2 seasons.

	GP	GS
2024	7	7
2023 MSU	4	0
2022 COF	3	0
2021 COF	0	0
Totals	14	7

75 Patrick Kutas ||| 6-5, 313, Jr.

Missed first 7 games with back injury ... Started all 9 games played in during 2023 season, starting at C and RT ... Played in 13 games as true freshman ... 4-star recruit out of Christian Brothers HS in Memphis, Tenn. playing both OL and DL.

	GP	GS
2024	0	0
2023	9	9
2022	13	0
Totals	22	9

C



63 Addison Nichols ||| 6-5, 329, R-So.

Made his first career start vs. UAPB ... Transfer from Tennessee, where he played in 14 games in two seasons ... Moved to center during spring practice after transferring ... Recruited by Coach Pittman when he was the OL coach at Georgia.

	GP	GS
2024	7	7
2023 UT	12	0
2022 UT	2	0
Totals	21	7

56 Amaury Wiggins ||| 6-3, 306, R-Jr.

Played in 2 games in his first year as a Hog ... Transfer from Coffeyville CC, where he played in four games last year at center ... Earned first-team honors in the Kansas Jayhawk Community College Conference ... Can also play guard.

	GP	GS
2024	2	0
2023	2	0
2022 COF	4	0
Totals	8	0

RG



72 Joshua Braun ||| 6-6, 338, R-Sr.

Earned 2nd team All-SEC from AP after starting all 12 games in his first year at Arkansas ... Transfer from Florida, where he played in 26 games ... Originally committed to play at UGA when Coach Pittman was OL coach ... Married to Azucena.

	GP	GS
2024	7	7
2023	12	12
2022 FLA	13	7
2021 FLA	11	0
2020 FLA	45	26
Totals	88	42

53 Ty'Kieast Crawford ||| 6-5, 324, *Sr.

Played in 9 games with 4 starts during 2023 campaign ... Played 2020 season at Charlotte, playing in 6 games and starting 3 ... Originally committed to Arkansas out of high school.

	GP	GS
2024	7	0
2023	1	2
2022	12	2
2021	12	0
2020	6	3
Totals	39	7

RT



76 E'Marion Harris ||| 6-7, 300, R-So.

Leads team with 509 offensive snaps played according to PFF ... First start at RT vs. LSU ... First career start at LG vs. UAPB ... Saw action in 6 games during second season on campus ... Son of former Razorback Elliott Harris ... Pronounced eh-MAR-e-yon.

	GP	GS
2024	7	7
2023	6	0
2022	2	0
Totals	15	7

78 Joe More ||| 6-5, 311, *R-Sr.

Transfer from Syracuse where he played one season after playing four at Richmond as a starting offensive lineman ... Missed majority of his season with the Orange with an injury.

	GP	GS
2024	7	0
2023 SYR	3	0
2022 RICH	12	12
2021 RICH	11	11
Totals	47	33

QB



10 Taylen Green ||| 6-6, 230, R-Jr.

Rushed for 316 yards and 4 TDs this season ... Transfer from Boise State, where he started 22 games, played in 26 over 2 seasons ... Led Broncos to MWC title win over UNLV in 2023, starting 12 games ... 3-star prospect out of Lewisville HS.

	C-A-I	YDS	TD
2024	128-220-6	1742	6
2023 BSU	121-212-9	1752	11
2022 BSU	166-271-6	2042	14
Totals	415-703-21	5536	31

3 Malachi Singleton ||| 6-1, 225, R-Fr.

Earned SEC Freshman of the Week after leading winning drive, scoring winning TD vs. UT ... Saw first collegiate action vs. UAPB ... 4-star recruit, ranked No. 242 in Top247 rankings out of North Cobb HS in Kennesaw, Ga.

	C-A-I	YDS	TD
2024	10-14-0	151	0
Totals	10-14-0	151	0

RB



22 Ja'Quinden Jackson ||| 6-2, 233, R-Sr.

First ARK RB to rush for TD in 6 straight games since 2010 ... Career-high 10 TDs this season ... Transfer from Utah, played 3 seasons ... 4-star recruit, No. 2 overall recruit in Texas as a dual threat QB at Duncanville HS.

	ATT	YDS	TD
2024	592	1014	10
2023 UU	161	797	4
2022 UU	78	531	9
2021 UU	30	30	1
Total	349	1950	24

20 Rodney Hill ||| 5-10, 186, R-So.

Missed UT, LSU games with injury ... Played 2 seasons at Florida State before transferring to Florida A&M for 2024 spring ... Played in 12 games for Seminoles in 2023 ... 4-star prospect, rated No. 235 in ESPN300 out of Bulloch Academy.

	ATT	YDS	TD
2024	15	78	1
2023 FSU	50	190	1
2022 FSU	27	144	1
Total	92	412	3

TE



9 Luke Hasz ||| 6-3, 241, So.

Hauled in 43-yd TD at OSU ... Freshman season cut short by broken collarbone during fifth game of season ... Named to The Athletic's Midseason Freshman All-America team ... 4-star prospect and No. 3 TE in the nation according to ESPN.

	REC	YDS	TD
2024	10	131	1
2023	16	253	3
Totals	26	384	4

8 Ty Washington ||| 6-4, 249, R-So.

2023 season cut short by shoulder injury ... Career-best 7 catches for 90 yards, 2 TDs at OM 2023 ... Redshirted in 2023, playing in 5 games and catching 1 pass for 17 yards for a TD in Liberty Bowl win.

	REC	YDS	TD
2024	2	25	1
2023	11	170	2
2022	1	17	1
Totals	14	212	4

WR



5 Tyrone Broden ||| 6-7, 200, *R-Sr.

Receptions in 3 straight games ... Started 4 games, played in all 12 during first season at Arkansas ... Transfer from BGSU, played in 32 games (21 starts) over 4 seasons ... Detroit native was a 3-star prospect from W. Bloomfield HS.

	REC	YDS	TD
2024	162	1470	1
2023	15	109	3
2022 BG	32	506	7
2021 BG	36	596	5
2020 BG	6	97	0
2019 BG	0	0	0
Totals	301	2878	16

11 Jordan Anthony ||| 5-10, 162, R-So.

Transfer from Texas A&M, where he played in 4 games in 2023 ... Redshirted in his first season at Kentucky in 2022 before earning First-Team All-America honors on the track finishing 2nd in the 60m at SEC and NCAA championships.

	REC	YDS	TD
2024	5	57	0
2023 TAMU	3	14	0
2022 UK	0	0	0
Totals	8	71	0

IN DEPTH CHART: DEFENSE

	U-A-T	TFL	SACK
2024	16-11-27	4.5	2.5
2022	22-22-44	13.5	6.5
2023	9-14-23	3.5	3.0
2021 LSU	0-0-0	0.0	0.0
Totals	47-47-94	21.5	12.0

40 Landon Jackson ||| 6-7, 280, Sr.

Season-high 8 tackles, 2 sacks, 3 TFL vs. TAMU ... 2nd team preseason AA (Walter Camp), 1st team preseason All-SEC (coaches), 2nd preseason All-SEC (media) ... Preseason watch list: Nagurski Trophy, Bednarik Award, Lombardi Award.



DE

	U-A-T	TFL	SACK
2024	1-3-4	1.0	1.0
2023	1-0-1	0.0	0.0
Totals	2-3-5	1.0	1.0

97 Quincy Rhodes Jr. ||| 6-6, 280, So.

Recorded his first career sack vs. TAMU ... Played in 9 games as a true freshman in 2023, mainly on special teams ... 4-star recruit out of North Little Rock HS in North Little Rock, Ark. ... Rated the No. 2 player in Arkansas.



DT

	U-A-T	TFL	SACK
2024	12-9-21	2.0	1.0
2023	7-25-32	1.5	0.5
2022	9-22-31	2.5	1.0
2021	0-1-1	0.0	0.0
Totals	28-57-85	6.0	2.5

5 Cam Ball ||| 6-5, 324, R-Jr.

TFL vs. LSU ... Notched first sack of the season vs. UT ... Started 6 games and played in 11 during 2023 season ... Earned his first career start in 2022 Liberty Bowl ... Enjoys cooking in his spare time.



DT

	U-A-T	TFL	SACK
2024	2-4-4	1.0	1.0
2023	6-7-13	3.5	2.5
2022 LT	18-6-24	4.0	2.0
2023 LT	11-15-25	4.0	1.0
2020 LT	8-15-23	1.5	0.5
2019 LT	0-0-0	0.0	0.0
Totals	46-49-94	14.5	7.5

93 Keivie Rose ||| 6-3, 314, *R-Sr.

Appeared in all 12 games with 2 starts in his first season at Arkansas ... Played 4 seasons at Louisiana Tech, appearing in 35 games ... Did not participate in spring practices at Arkansas, arriving in the summer ... Pronounced KEE-vee.



DE

	U-A-T	TFL	SACK
2024	11-10-21	4.0	2.5
2023	8-8-16	2.5	1.0
2022	8-11-9	4.0	2.0
2021	7-20-27	4.0	2.0
2020	15-15-27	3.0	2.5
2019	1-3-4	0.0	0.0
Totals	47-67-114	17.5	9.0

50 Eric Gregory ||| 6-4, 320, *R-Sr.

1.5 sacks vs. UT ... One of 4 seniors on roster (Clark, J. Johnson, Both) to play their entire career at Arkansas ... Has played in every game each of last 3 years ... Has played both DT and DE in his career.



LB

	U-A-T	TFL	SACK
2024	3-2-5	1.5	0.0
2023	0-2-2	0.0	0.0
Totals	3-4-7	1.5	0.0

95 Ian Geffrard ||| 6-5, 388, R-Fr.

Played in 4 games before redshirting in his first season at Arkansas ... 3-star prospect out of Whitefield Academy in Mableton, Ga. ... Pronounced JEFF-rard.

	U-A-T	TFL	SACK
2024	6-9-15	1.5	1.0
2023	4-7-11	3.5	1.0
2022	0-0-0	0.0	0.0
Totals	10-16-26	5.0	2.0

0 Nico Davillier ||| 6-4, 271, Jr.

Tackles in 6 of 7 games this season ... Played in all 12 games in 2023, earning time on the defensive line and special teams ... 4-star prospect out of Maumelle HS in Maumelle, Ark. ... Pronounced dave-YAY.

	U-A-T	TFL	SACK
2024	5-4-9	2.0	0.0
2023 UA	34-21-55	11.5	15.0
2022 UA	15-13-38	12.0	4.5
2019 SCS	24-16-40	7.5	5.5
Totals	88-54-142	42.0	25.0

-OR- 4 Anton Juncaj ||| 6-3, 272, *Sr.

FCS All-American at Albany in 2023 after recording 15 sacks and 21.5 tackles for loss ... Played in 15 games for team that made FCS semifinal in 2023 ... Named Preseason National Newcomer of the year by College Football News.

	U-A-T	TFL	SACK
2024	14-19-33	2.0	1.5
2023 MU	31-36-67	7.0	2.0
2021 FSU	5-9-14	0.0	0.0
2020 FSU	18-21-45	3.5	0.0
Totals	68-91-159	12.5	3.5

14 Stephen Dix Jr. ||| 6-1, 234, R-Sr.

Started 4 straight games ... Transfer from Marshall, played 13 games last season with 67 tackles ... Played 2 seasons at Florida State, Freshman All-American in 2020 ... Missed 2021 season with injury ... 4-star prospect out of high school.

	U-A-T	TFL	SACK
2024	10-12-22	1.5	1.0
2023	7-9-16	1.5	0.0
Totals	17-21-38	3.0	1.0

-OR- 22 Brad Spence ||| 6-2, 238, So.

Started first 3 games of season ... Played in 11 games with 1 start as true freshman in 2023 ... Returned first career interception for touchdown in 2023 season-opener vs. W. Carolina ... 3-star prospect out of Klein Forest HS in Houston.

	U-A-T	TFL	SACK
2024	27-28-49	4.0	1.0
2023 UGA	15-4-19	1.5	1.0
2022 UGA	3-0-3	0.0	0.0
2021 UGA	1-2	1.0	0.0
Totals	40-33-73	6.5	2.0

10 Xavian Sorey Jr. ||| 6-3, 225, R-Jr.

26 tackles in 4 SEC games ... Career-high 13 tackles at OSU ... Played 3 seasons at UGA, played in 27 games with 2 starts ... 5-star prospect out of IMG Academy ... Ranked No. 1 OLB and No. 6 prospect in Florida, No. 20 overall nationally.

	U-A-T	TFL	SACK
2024	8-6-14	1.5	0.0
2023 USU	28-46-85	8.0	4.5
2021 ASU	23-35-38	1.0	0.0
2020 ASU	19-19-30	0.0	0.0
2019 ASU	16-7-23	3.0	0.0
Totals	105-84-189	13.5	3.0

25 Anthony Switzer ||| 6-0, 220, *R-Sr. -OR- 7 Bradley Shaw ||| 6-1, 235, Fr.

Switzer is a transfer from Utah State, also played at Arkansas State and is a Marion, Ark. native ... Shaw was a 4-star prospect out of Hoover HS where he was the No. 101 player in the Top247 rankings.

	U-A-T	TFL	INT
2024	11-10-21	0.0	0
2023 USA	21-15-36	2.5	3
2022 USA	15-13-28	0.0	0
Totals	47-38-85	2.5	3

13 Marquise Robinson ||| 6-1, 192, Sr.

Career-best 9 tackles vs. LSU ... Transfer from S. Alabama, played 2 seasons after playing at SW Mississippi CC for 1 season ... Started all 13 games for the Jaguars in 2023 with 22 in 2 years ... Top 10 junior college CB after 2021 season.

	U-A-T	TFL	INT
2024	4-3-7	0.0	0
2023	8-2-10	0.0	0
2022 TCU	19-14	0.0	0
2020 TCU	5-0-5	0.0	1
2019 TCU	6-3-9	1.5	1
2018 TCU	14-4-18	0.0	0
Totals	50-13-63	1.5	1

-OR- 15 Jaheim Singletary ||| 6-2, 187, R-So. -OR- 1 Kee'yon Stewart ||| 6-0, 184, *R-Sr.

Singletary first career INT at OSU ... Former 5-star recruit out of Riverside HS in Jacksonville, Fla. ... Stewart started 2 games and played in 10 overall in his first season at Arkansas in 2023.

	U-A-T	TFL	INT
2024	22-15-37	0.0	3
2023	9-6-15	0.0	0
Totals	31-21-52	0.0	3

18 TJ Metcalf ||| 6-1, 200, So.

SEC Defensive Player of the Week (Wk 4) ... Created three turnovers at AUB (2 INTs, FF) ... Career-high 12 tackles at OSU ... Older brother of DB Tevis Metcalf ... Dad, Tarrus, played at Ole Miss ... Cousin of Seattle Seahawks WR DK Metcalf.

	U-A-T	TFL	INT
2024	3-2-5	0.0	0
2023	31-20-51	4.5	1
2022	33-34-67	4.0	1
2021	9-13-22	1.0	3
2020	22-15-47	1.0	3
Totals	108-84-192	10.5	5

17 Hudson Clark ||| 6-2, 191, *R-Sr.

1st Team Academic All-American in 2023 ... 1st Team All-SEC honors (USA Today) in 2022 with career marks in games (13), starts (10) and tackles (67) ... Former walk-on ... Both parents are U of A grads.

	U-A-T	TFL	INT
2024	18-16-34	2.0	1
2023	30-32-62	1.5	1
2022	18-17-35	2.5	0
2021	9-15-24	2.0	0
Totals	75-80-155	8.0	2

8 Jayden Johnson ||| 6-2, 205, Sr.

Intercepted a pass at AUB ... Team-high 10 tackles vs. UAB ... Career-best 62 tackles in 2023 ... Three-star prospect out of Cedartown, Ga. ... Played QB, WR, RB, CB and safety in high school.

	U-A-T	TFL	INT
2024	5-8-13	0.5	0
2023 JSU	28-35-63	6.0	1
2022 JSU	10-10-20	2.0	0
Totals	43-53-96	8.5	1

30 Larry Worth ||| 6-4, 224, Jr.

First start at ARK vs. UT ... Transfer from Jacksonville State, played in 22 games ... Earned 5 starts in 12 games in 2023 finishing 5th on the team with 63 tackles ... 41-inch vertical ... 3-star prospect began career as a walk-on at JSU.

	U-A-T	TFL	INT
2024	9-9-18	0.0	1
2023	10-7-17	0.5	0
Totals	19-16-35	0.5	1

15 Jaheim Singletary ||| 6-2, 187, R-So.

First career INT at OSU ... Transfer from Georgia, where he played in 3 games during his freshman season in 2022 ... Former 5-star recruit out of Riverside HS in Jacksonville, Fla.

	U-A-T	TFL	INT
2024	4-3-7	0.0	0
2023	8-2-10	0.0	0
2022 TCU	19-14	0.0	0
2020 TCU	5-0-5	0.0	1
2019 TCU	6-3-9	1.5	0
2018 TCU	14-4-18	0.0	0
Totals	50-13-63	1.5	1

-OR- 1 Kee'yon Stewart ||| 6-0, 184, *R-Sr.

Started 2 games and played in 10 overall in his first season at Arkansas in 2023 ... Transfer from TCU, where he played 4 seasons.

	U-A-T	TFL	INT
2024	28-17-45	2.0	1
2023 UT	26-6-32	1.0	0
2022 UT	24-7-31	0.5	0
2021 UT	12-4-16	3.0	0
2020 UT	4-4-8	0.0	0
Totals	94-38-132	7.5	2

3 Doneiko Slaughter ||| 6-0, 190, *Sr.

Led team in tackles three times this season (AUB, UT, LSU) ... Recorded a season-best 10 stops vs. LSU ... Played 4 seasons at Tennessee, appearing in 43 games with 15 starts ... 3-star prospect out of Roswell HS in Roswell, Ga.

	U-A-T	TFL	INT
2024	0-0-0	0.0	0
Totals	0-0-0	0.0	0

24 Tevis Metcalf ||| 5-10, 192, Fr.

Younger brother of defensive back TJ Metcalf ... Dad, Tarrus, played at Ole Miss ... Cousin of Seattle Seahawks WR DK Metcalf ... 3-star recruit from Clay-Chalkville HS in Clay, Ala. ... Rated No. 61 CB in the nation by ESPN.



S



S



CB



NB

RAZORBACK TRENDS

	2024	Streak	Pittman
Overall	4-3	L1	27-28
At Home	3-1	L1	18-12
On the Road	1-1	W1	6-13
Neutral	0-1	L2	3-3
August	1-0	W3	1-0
September	2-2	L1	11-7
October	1-1	L1	6-11
November	0-0	L1	7-8
December/January	0-0	W2	2-2
vs. SEC	2-2	L1	13-25
vs. Non-Conference	2-1	W1	14-3
vs. Ranked Opponents	1-3	L1	6-20

Record in Games...

Decided by 7 pts or less	1-1	W1	6-15
Decided by 3 pts or less	0-0	W1	4-10
During the day	2-2	L1	18-20
At night	2-1	L1	9-8

Record When Scoring...

Less than 21 points	1-2	L1	3-12
21+ points	3-1	W2	24-16
30+ points	2-1	W1	17-8
40+ points	1-0	W9	11-2
50+ points	1-0	W4	4-1
60+ points	1-0	W1	1-0
70+ points	1-0	W1	1-0

Record When Allowing...

Less than 14 points	1-0	W1	9-2
Less than 21 points	3-0	W6	15-1
21+ points	1-3	L2	12-26

Record When...

Scoring first	3-2	W1	21-13
Opponents score first	1-1	L1	6-15
Leading after the 1Q	2-2	W1	18-9
Trailing after the 1Q	1-1	L1	5-17
Tied after the 1Q	1-0	W2	4-2
Leading at halftime	3-1	W2	20-7
Trailing at halftime	0-1	L11	5-20
Tied at halftime	1-1	L1	2-1
Leading after the 3Q	3-1	W2	23-3
Trailing after the 3Q	1-1	L1	3-22
Tied after the 3Q	0-1	L3	1-3
In overtime games	0-1	L1	3-1

Record With...

Less than 400 yards total offense	1-2	L2	8-14
400+ yards total offense	3-1	W2	19-14
500+ yards total offense	1-1	L1	9-3
600+ yards total offense	1-1	L1	4-2
Less than 100 yards rushing	0-1	L5	1-6
100+ yards rushing	4-2	W1	26-22
200+ yards rushing	2-1	W1	17-8
300+ yards rushing	0-0	W4	5-1
Less than 200 yards passing	2-0	W2	11-10
200+ yards passing	2-3	L1	16-18
300+ yards passing	1-1	L1	4-5
400+ yards passing	1-1	L1	1-1
A 300-yard passer	0-1	L1	3-5
A 100-yard rusher	2-1	W1	14-8

Record When Allowing...

Less than 200 total yards	1-0	W7	1-0
200+ total yards	3-3	L1	26-28
300+ total yards	3-2	L1	19-24
400+ total yards	1-0	W1	11-16
Less than 100 rush yards	1-1	L1	10-3
100+ rush yards	3-2	L1	17-25
200+ rush yards	0-0	L4	3-11
Less than 200 pass yards	2-1	W1	10-9
200+ pass yards	2-2	L1	17-19
300+ pass yards	0-1	L2	7-6
400+ pass yards	0-0	W1	2-2
A 300-yard passer	0-1	L2	7-6
A 100-yard rusher	1-2	L1	5-13

Record When Having...

No turnovers	2-0	W3	12-5
Less than 3 turnovers	3-0	W4	25-22
3 or more turnovers	0-3	L4	1-6
No takeaways	2-2	L1	5-13
Less than 3 takeaways	2-1	W1	16-25
3 or more takeaways	1-0	W1	10-1
Win turnover battle	1-0	W2	16-1
Lost turnover battle	0-3	L4	3-15
Turnovers even	3-0	W3	8-12
More than 30:00 TOP	3-2	W1	12-11
Less than 30:00 TOP	1-1	L1	15-17

RAZORBACK NOTEBOOK

THE HEAD HOG

- Fifth-year head coach **Sam Pittman** leads Arkansas in the 2024 campaign as the Razorbacks seek bowl eligibility for the fourth time in five seasons and a bowl appearance for the third time in the last four seasons.
- Pittman led the Razorbacks to at least seven wins in consecutive seasons in 2021-22, as well as bowl eligibility in three consecutive seasons from 2020-22.
- Pittman is the fourth Arkansas head coach in history to lead the Razorbacks to bowl eligibility in each of their first three seasons on the job, joining Lou Holtz (1977-79), Ken Hatfield (1984-86) and Houston Nutt (1998-2000).
- Saturday's game at Mississippi State marks Pittman's 56th game as head coach at Arkansas. Of those 56 games, 47 have come against an opponent from the SEC, a Power 4 foe and/or an opponent ranked in the AP Top 25 poll.
- Seven of the Razorbacks' 12 opponents in the 2024 season appeared in the AP preseason Top 25 poll. Arkansas has beat six ranked FBS teams under Pittman. Since his first season at the helm, 36 of Arkansas' 52 FBS foes have either been ranked or received votes in the national polls.



Sam Pittman is the fourth Arkansas head coach in history to lead the Razorbacks to bowl eligibility in each of their first three seasons, joining Lou Holtz, Ken Hatfield and Houston Nutt.

QB1

- QB **Taylen Green**, the Boise State transfer, is tasked with leading the Arkansas offense in the 2024 campaign.
- In his Razorback debut against UAPB (Aug. 29), Green accounted for four touchdowns (two passing, two rushing) to become just the third Arkansas signal-caller since 1997 to pass and rush for multiple touchdowns in a single game.
- Green posted 477 total yards of offense (416 passing + 61 rushing), the second-highest single game total in Arkansas history, at Oklahoma State (Sept. 7). His 416 passing yards are the fourth-highest single game total in school history and the most by an Arkansas quarterback in a single game since QB Tyler Wilson threw for 419 against Rutgers (Sept. 22, 2012).
- Green ran for two scores in the win over UAB (Sept. 14), his second multi-rushing touchdown game of the season and seventh multi-rushing touchdown effort of his career.
- Prior to Arkansas, Green played in 13 games with 12 starts for Boise State as a redshirt sophomore in 2023, completing 121-of-212 passes (57.1%) for 1,752 yards and 11 touchdowns.
- A dual-threat quarterback, the Lewisville, Texas, native also rushed for 436 yards and nine scores on 78 carries (5.6 ypc).
- As a redshirt freshman at Boise State in 2022, Green was the Mountain West Conference Freshman of the Year and a Freshman All-American by College Football News after playing in 13 games with 10 starts and completing 166-of-271 (61.3%) passes for 2,042 yards and 14 touchdowns.
- Green also rushed for 10 touchdowns on the year, finishing the season as the only freshman with at least 10 passing and 10 rushing touchdowns in 2022.



In just his second game as a Hog, **Taylen Green** became the fifth passer in Arkansas history to throw for 400+ yards in a game.

400-Yard Passing Games - Arkansas

Player	Date	ATT	COMP	YDS	TD	INT	Opponent
Tyler Wilson	10/1/11	51	30	510	3	0	Texas A&M
Brandon Allen	11/7/15	45	33	442	6	0	Ole Miss
Tyler Wilson	9/22/12	39	20	419	3	2	Rutgers
Taylen Green	9/7/24	45	26	416	1	1	Oklahoma State
Brandon Allen	9/12/15	53	32	412	0	1	Toledo
Ryan Mallett	10/30/10	44	27	409	3	0	Vanderbilt
Ryan Mallett	9/19/09	39	21	408	5	0	Georgia
Brandon Allen	11/21/15	43	30	406	7	0	Mississippi State
Ryan Mallett	11/14/09	30	23	405	5	1	Troy
Austin Allen	10/8/16	48	25	400	3	3	Alabama
Ryan Mallett	9/11/10	43	28	400	3	1	ULM

RAZORBACK NOTEBOOK

RUNNIN' RAZORBACKS

- **RB Ja'Quinden Jackson**, a transfer from Utah, has wasted no time proving to be a difference-maker for the Arkansas offense this season, rushing for 100-plus yards in three consecutive games to begin the 2024 campaign, his first as a Hog.
- Jackson, who currently ranks third in the SEC and 10th nationally in rushing touchdowns (10), rushed for at least one touchdown in each of Arkansas' first six games of the season. Jackson became the fastest Arkansas player to reach 10 rushing touchdowns in a season since RB Madre Hill accomplished the feat in 1995.

Game Log - Ja'Quinden Jackson (2024)

DATE	ATT	YDS	AVG	TD	OPPONENT
Aug. 29	8	101	12.6	2	UAPB
Sept. 7	24	149	6.2	3	#16 Oklahoma State
Sept. 14	15	147	9.8	1	UAB
Sept. 21	22	75	3.4	2	Auburn
Sept. 28	10	37	3.7	1	#24 Texas A&M
Oct. 5	20	57	2.9	1	#4 Tennessee
Oct. 19	5	26	5.2	0	#8 LSU

- Jackson was the first Razorback running back to rush for a touchdown in six consecutive games since RB Knile Davis did so in 2010. The last Arkansas running back to rush for a touchdown in seven straight games was RB Darren McFadden in 2006.
- In 2023, Jackson played in 12 games with 11 starts for Utah, logging a team-high 161 carries for 797 yards (5.0 ypc) and a team-leading four touchdowns to go along with nine catches for 53 yards. He led the Utes in 100-yard rushing games (3).
- **RB Rashod Dubinion** is the Hogs' top returning running back. The Ellenwood, Ga., native played in 10 games with two starts, rushing for 260 yards on 82 carries (3.2 ypc) with a touchdown to go with 14 catches for 85 yards and a touchdown.
- A pair of newcomers in transfer **RB Rodney Hill** and true freshman **RB Braylen Russell** round out the Razorbacks' running backs room. Hill comes to Arkansas from Florida State, where he ran for 190 yards and one touchdown on 50 carries while playing in 12 games. He also added five catches for 83 yards and a pair of kickoff returns for 42 yards
- Russell, a Benton, Ark., native, was a four-star prospect coming out of high school. Rated the No. 16 running back nationally and the No. 3 overall prospect in Arkansas by ESPN, he ran the ball 167 times for 1,359 yards (8.0 ypc) and 20 touchdowns to go with 18 receptions for 351 receiving yards and five scores during his stellar senior season in 2023.



Ja'Quinden Jackson, the Utah transfer, rushed for at least one touchdown in each of his first six games as a Razorback.

YOU THROW IT, THEY CATCH IT

- Entering 2024, the Razorback offense returned 93.8% of the team's receiving yards (2,111), 89.4% of the team's receptions (185) and all but one of the team's receiving touchdowns (21 - 95.5%) from 2023. Seven of the Hogs' top eight pass catchers from last season all returned for 2024 led by **WR Andrew Armstrong** (56 receptions for 764 yards and five touchdowns).
- Returners also include **WR Isaac TeSlaa** (34 receptions for 351 yards and 2 TD), **TE Luke Hasz** (16 receptions for 253 yards and 3 TD), **WR Tyrone Broden** (15 receptions for 109 yards and 3 TD), **WR Isaiah Sategna** (15 receptions for 129 yards and 2 TD), **RB Rashod Dubinion** (14 receptions for 85 yards and 1 TD) and **TE Ty Washington** (11 receptions for 170 yards and 2 TD).
- Armstrong has burst onto the scene since transferring from Texas A&M-Commerce prior to 2023. Now in his second year as a Razorback, Armstrong led Arkansas in receptions (56), receiving yards (764), receiving yards per game (63.7) and receiving touchdowns (5) one season ago. A native of Dallas, Texas, Armstrong started all 12 games in 2023 and caught at least two passes in every game. He also logged 103 yards on three catches in the Hogs' first ever win at Florida (Nov. 4, 2023).
- Armstrong, who turned in consecutive 100-yard receiving games against Oklahoma State (Sept. 7) and UAB (Sept. 14) to begin his season, has a three 100-yard receiving games through Arkansas' first seven games of the 2024 campaign.
- Armstrong owns a team-leading 34-game reception streak dating back to Oct. 16, 2021, while at Texas A&M-Commerce.

Player	School	Consecutive Games w/ Reception
RB Jo'Quavious Marks	Southern Cal	52
WR LaJohntay Wester	Colorado	44
WR Kyle Williams	Washington State	44
TE Brant Kuithe	Utah	39
WR Jaylin Noel	Iowa State	39
WR Brennan Presley	Oklahoma State	37
WR Andrew Armstrong	Arkansas	34
WR Derwin Burgess Jr.	Georgia Southern	34
WR JP Richardson	TCU	34

- As a senior in 2023, TeSlaa started all 12 games in his first season at Arkansas, catching 34 passes for 351 yards and two touchdowns. A Hillsdale College transfer, TeSlaa led the team with eight contested catches according to Pro Football Focus and finished second on the squad in receptions and yards. He caught at least one pass in all 12 games of the 2023 season.
- TeSlaa delivered a big game against Texas A&M (Sept. 28), logging five receptions for a career-high 120 yards and a touchdown. TeSlaa became the first Arkansas wide receiver with 5+ receptions, 120+ receiving yards and 1+ receiving touchdown in a game since WR Treyton Burks did so against Missouri on Nov. 26, 2021.
- The trio of Armstrong, TeSlaa and Broden (listed below in order of career receptions) has combined for 430 receptions, 6,751 receiving yards and 59 receiving touchdowns over 132 career games played.

Rank	Player	Games	Receptions	Yards	Touchdowns
1.	WR Andrew Armstrong	39	178	2,727	22
2.	WR Isaac TeSlaa	45	162	2,686	22
3.	WR Tyrone Broden	51	101	1,470	16



Andrew Armstrong has caught at least one pass in 34 consecutive games dating back to his 2021 campaign at Texas A&M-Commerce.

RAZORBACKS IN THE NFL

#PR HOGS



As of Oct. 20, 2024

Name	Pos.	NFL Team
Hjalte Froholdt	OL	Arizona Cardinals
Feleipe Franks	TE	Carolina Panthers
Drew Sanders *	LB	Denver Broncos
Jake Bates	K	Detroit Lions
Frank Ragnow	OL	Detroit Lions
Dan Skipper	OL	Detroit Lions
Montaric Brown	DB	Jacksonville Jaguars
Jeremiah Ledbetter	DL	Jacksonville Jaguars
Cam Little	K	Jacksonville Jaguars
Kamren Curl	DB	Los Angeles Rams
Beaux Limmer	OL	Los Angeles Rams
Dalton Wagner ^	OL	Las Vegas Raiders
Dwight McGlothern	DB	Minnesota Vikings
Hunter Henry	TE	New England Patriots
Deatrich Wise Jr.	DL	New England Patriots
John Ridgeway III	DL	New Orleans Saints
Armon Watts ^	DL	New York Giants
Jason Peters ^	OL	Seattle Seahawks
Brandon Allen	QB	San Francisco 49ers
Dre Greenlaw *	LB	San Francisco 49ers
Antonio Grier Jr.	LB	Tampa Bay Buccaneers
McTelvin Agim ^	DL	Tennessee Titans
Treyton Burks	WR	Tennessee Titans

* Reserve/Injured // ^ Practice Squad



THE HOG POD

Check out the Hog Pod for great stories and insight about Razorback football, including episodes with AD Hunter Yurachek, head coach Sam Pittman, defensive coordinator Travis Williams, co-defensive coordinator Marcus Woodson, QB Taylen Green, RB Ja'Quinden Jackson and others. Find The Hog Pod anywhere you get your podcasts, or visit ArkansasRazorbacks.com/TheHogPod.

RAZORBACK NOTEBOOK

LUKE HASZ HANDS

- TE **Luke Hasz** emerged as a important piece of Arkansas' offense before a season-ending injury against Texas A&M (Sept. 30, 2023) derailed his promising freshman campaign.
- Named to The Athletic's Midseason Freshman All-America Team, Hasz, a native of Bixby, Okla., caught 16 passes for 253 yards and three touchdowns over his first five games before suffering a broken collarbone against Texas A&M.
- Through the Razorbacks' first five games last season, Hasz ranked second on the team in receptions (16), receiving yards (253), receiving yards per game (50.6) and receiving touchdowns (3). At the time of his injury, Hasz also ranked second on the Razorbacks in yards per catch (15.8).
- At the time of his injury, Hasz ranked first among all freshmen tight ends in receiving yards and ranked seventh among all FBS tight ends in receiving yards. He ranked second among all SEC tight ends in receiving yards behind only Georgia TE Brock Bowers (413 yards) and ranked second among all SEC freshmen in receiving yards behind only Vanderbilt WR London Humphreys (299 yards).
- Hasz recorded his first career touchdown on a 19-yard reception against BYU (Sept. 16, 2023), finishing the game with four catches for 78 yards.
- Hasz broke out at LSU (Sept. 23, 2023), catching a team-leading six passes for a team-high 116 yards and two touchdowns to earn John Mackey Tight End of the Week honors and become the first Arkansas freshman with multiple receiving touchdowns in a game since TE Hunter Henry at LSU in 2013. Hasz was also the first Razorback freshman to log 100 or more receiving yards with two or more touchdowns in a game since RB Jonathan Williams did so against Kentucky in 2012.



Luke Hasz has four career touchdown receptions, recording his most recent in the Hogs' loss at Oklahoma State (Sept. 7).

ON THE OFFENSIVE LINE

- The Razorbacks' offensive line underwent a changing of the guard over the offseason with the addition of three transfer linemen to a room with three returning Hogs that started at least four games last season.
- Led by first-year **offensive line coach Eric Mateos**, transfers **OL Keyshawn Blackstock** (Michigan State), **OL Fernando Carmona** (San Jose State) and **OL Addison Nichols** (Tennessee) join an offensive line unit that returns **OL Joshua Braun** (12 starts in 2023), **OL Patrick Kutas** (nine starts in 2023) and **OL Ty'Kieast Crawford** (four starts in 2023).
- Braun earned All-SEC honors from the Associated Press after starting all 12 games in his first year at Arkansas. The Florida transfer started the season opener at left guard and the remaining 11 games at right guard. Braun's career-high 790 offensive snaps ranked second on the team according to Pro Football Focus, grading out at 70.7 according to PFF with a team-high 79.3 grade in pass blocking. He allowed only two sacks over 394 snaps with just three penalties all season.
- Kutas started all nine games he played in, making eight starts at right tackle and one start at center, before an injury ended his sophomore season. Kutas, who totaled 552 offensive snaps and another 81 snaps on special teams according to Pro Football Focus, allowed five sacks over 301 pass plays.
- Blackstock started the first four games of last season at Michigan State before entering the transfer portal. Prior to Michigan State, Blackstock attended Coffeyville Community College where he was ranked the top junior college interior offensive lineman in the nation by 247Sports, Rivals, ESPN and On3. He was rated one of the best overall junior college prospects in the nation by Rivals (No. 3) and 247Sports (No. 7).
- Carmona started 24 straight games for San Jose State before transferring to Arkansas. As a redshirt sophomore in 2023, he finished the season with an overall grade of 81.5 per Pro Football Focus and earned Honorable Mention All-Mountain West Conference praise after starting all 12 regular-season games on the offensive line and guiding San Jose State to a co-regular season Mountain West Championship.
- In his first season as a Razorback, Carmona has twice been named the SEC Offensive Lineman of the Week. He earned the SEC weekly award following Arkansas' Week 1 win against UAPB and then again following the team's Week 6 win against nationally ranked Tennessee.
- Carmona is the first Arkansas offensive lineman to win an SEC weekly award multiple times in a season since OL Ricky Stromberg accomplished the feat in 2022.



Francisco Carmona, a San Jose State transfer, has helped Arkansas average 176.4 rushing yards per game this season.

RAZORBACK NOTEBOOK

KNOW THE NAME: LONDON JACKSON

- **DL Landon Jackson** enters the 2024 campaign as one of the nation's most dominant pass rushers and a preseason All-American after leading the Razorback defense in tackles for loss (13.5) and sacks (6.5) last season.
- Named a preseason All-American by the Walter Camp Football Foundation and a preseason All-SEC selection by numerous outlets, Jackson tallied 44 total tackles, including 13.5 tackles for loss, with 6.5 sacks and one pass breakup during his breakout junior campaign for the Razorbacks. A native of Texarkana, Texas, Jackson became the first Arkansas defensive lineman since DL Jake Bequette in 2011 to earn first-team All-SEC recognition after leading the Razorbacks.
- Jackson had a breakout performance at Alabama (Oct. 14, 2023) last year, logging a career-high in tackles (11), tackles for loss (3.5) and sacks (3.5) to claim SEC Defensive Lineman of the Week and Bednarik Award Player of the Week honors.
- Jackson was dominant against Texas A&M (Sept. 28), registering his second career multi-sack game while tallying a season-high eight tackles and three tackles for loss. It marked the third time in his career that he has recorded three or more tackles for loss in a game. Jackson's two sacks tied a Southwest Classic record, becoming the sixth player to accomplish the feat.
- Jackson is the only Razorback defender since at least 1997 to record two games of eight or more total tackles, three or more tackles for loss and two or more sacks in his career, having also done so at Alabama in 2023.
- The feat has only been accomplished by a Razorback defender eight times since 1997.

Game Log - Landon Jackson (8+ tackles, 3+ TFL, 2+ sacks)

DATE	Tackles	TFL	Sacks	OPPONENT
10/14/23	11	3.5	3.5	Alabama
9/28/24	8	3.0	2.0	Texas A&M



Landon Jackson leads the Razorback defense in tackles for loss (4.5) and sacks (2.5) through seven games this season.

ON THE DEFENSIVE LINE

- In addition to **DL Landon Jackson**, the Razorback defensive line features a veteran group of returners.
- **DL Cameron Ball** played in 11 games with six starts, including each of the final four games of the season, as a redshirt sophomore in 2023. The Atlanta, Ga., native had a career-best 32 tackles to go with 1.5 tackles for loss, a half sack and a forced fumble. **DL Nico Davillier** saw action in all 12 games as a sophomore in 2023, earning time on the defensive line and special teams. The Maumelle, Ark., product recorded career-highs with 11 tackles, 3.5 tackles for loss and one sack.
- **DL Eric Gregory** started all 12 games as a redshirt senior in 2023 and enters his sixth and final season as a Razorback with 32 career starts to his name. The Memphis, Tenn., native recorded 16 tackles with 2.5 tackles for loss and a sack last year. **DL Keivie Rose** saw action in all 12 games with a pair of starts in his first season as a Razorback after transferring from Louisiana Tech. The Henderson, Texas, product logged 15 tackles with 3.5 tackles for loss and 2.5 sacks in 2023.
- **DL Anton Juncaj**, the transfer from FCS powerhouse Albany, played in all 15 games for a team that won the Coastal Athletic Association title and made it to the FCS semifinals. Juncaj earned first-team All-America honors from the Associated Press after leading all of FCS with 15 sacks and finishing third with 21.5 tackles for loss as part of his season-total 55 tackles (34 solo) to go with 12 quarterback hurries, five forced fumbles and three pass breakups. The Port Jervis, N.Y., native had at least one sack in 10 of 15 games and had multiple sacks in three games last season. Juncaj enters the 2024 season, his first at Arkansas, with numerous preseason accolades from College Football Network, including National Preseason Newcomer of the Year, National Preseason Transfer of the Year, Preseason SEC Defensive Newcomer of the Year, Preseason SEC Defensive Transfer of the Year and Honorable Mention Preseason All-SEC.

FRESH FACES IN THE LINEBACKER ROOM

- The Razorbacks' linebacker room, led by **defensive coordinator Travis Williams**, is full of fresh faces with only three experienced upperclassmen in transfers **LB Stephen Dix Jr.**, **LB Xavian Sorey Jr.** and **LB Larry Worth III**.
- Dix Jr., a transfer from Marshall, played in all 13 games in his lone season with The Herd in 2023, making 67 tackles to finish third on the team. The Orlando, Fla., native, who began his collegiate career at Florida State (2020-22), also logged seven tackles for loss, two sacks and one fumble recovery. Dix Jr. spent his first three collegiate seasons at FSU, where he earned Freshman All-America honors from Rivals in 2020 after playing in all nine games, including starting the final five games, and recording 45 tackles, including 3.5 for loss and one quarterback hurry. Dix Jr. played in all 12 games as a sophomore in 2021, making 14 tackles with one pass breakup, before taking a redshirt as a junior in 2022 due to an injury.
- Sorey Jr. spent three seasons at Georgia (2021-23) before transferring to Arkansas. A redshirt sophomore in 2023, the Campbellton, Fla., product played in 11 games with two starts and finished the year with 19 total tackles (15 solo) and 1.5 tackles for loss, including 1.0 sack. Sorey Jr., who also recorded one pass breakup and five quarterback pressures on the year, started at linebacker and racked up five solo tackles in the SEC Championship game against Alabama (Dec. 2, 2023).
- Through five games, Sorey Jr. leads the Razorback defense in total tackles (32), including 18 solo stops, and is tied for the team lead in tackles for loss (4.0). He is one of nine Arkansas defenders to record at least one sacks this year.
- Worth III arrives at Arkansas after beginning his career at Jacksonville State (2022-23), where he finished fifth on the team in total tackles with 63 and second on the team with four sacks after playing in all 13 games, including four starts at nickelback, as a sophomore in 2023. The Jacksonville, Fla., native recorded multiple tackles in 12 of 13 games last year. As a true freshman in 2022, Worth III saw action in nine games and made 20 tackles with a pair of tackles for loss on the year.
- Returnee **LB Brad Spence** played in 11 games with one start as a true freshman last season, making 16 tackles with 1.5 tackles for loss, one fumble recovery and one interception on the year. The Houston, Texas, native picked off a pass in his collegiate debut against Western Carolina (Sept. 2, 2023), returning it 85 yards for a touchdown - the first of a nation-leading four pick sixes for the team on the season. Spence earned his first career start against Kent State (Sept. 9, 2023).
- True freshman **LB Bradley Shaw** joins the mix after completing a heralded high school career. Shaw, a four-star prospect according to 247Sports, Rivals and On3, was the No. 101 overall prospect in Top247 rankings and the No. 187 overall prospect in ESPN 300 rankings. Shaw, rated the No. 8 linebacker in the country and No. 9 overall prospect in Alabama by 247Sports, was selected to play in the 2024 All-American Bowl.



Xavian Sorey Jr., a Georgia transfer, leads the Razorback defense in total tackles (49), including 21 solo stops, this season.

ACTIVE CAREER LEADERS

TACKLES

Rank	Player, Position, Class	Tackles
1.	Hudson Clark, DB, *R-Sr.	192
2.	*Anthony Switzer, DB, *R-Sr.	189
3.	*Stephen Dix Jr., LB, R-Sr.	157
4.	Jayden Johnson, DB, Sr.	154
5.	*Anton Juncaj, DL, *Sr.	141

TACKLES FOR LOSS

Rank	Player, Position, Class	TFL
1.	*Anton Juncaj, DL, *Sr.	42.0
2.	Landon Jackson, DL, Sr.	21.5
3.	Eric Gregory, DL, *R-Sr.	17.5
4.	Keivie Rose, DL, *R-Sr.	14.5
5.	*Anthony Switzer, DB, *R-Sr.	13.5

SACKS

Rank	Player, Position, Class	Sacks
1.	*Anton Juncaj, DL, *Sr.	25.0
2.	Landon Jackson, DL, Sr.	12.0
3.	Eric Gregory, DL, *R-Sr.	9.0
4.	Keivie Rose, DL, *R-Sr.	6.0
5.	*Doneiko Slaughter, DB, *Sr.	4.0

INTERCEPTIONS

Rank	Player, Position, Class	INT
1.	Hudson Clark, DB, *R-Sr.	5
2.	TJ Metcalf, DB, So.	3
	*Marquise Robinson, DB, Sr.	3
4.	*Doneiko Slaughter, DB, *Sr.	2
	*Anthony Switzer, DB, *R-Sr.	2


RUSHING

Rank	Player, Position, Class	Yards
1.	*Ja'Quinden Jackson, RB, R-Sr.	1,950
2.	*Taylen Green, QB, R-Jr.	1,342
3.	Rashod Dubinion, RB, Jr.	593
4.	Rodney Hill, RB, R-So.	412
5.	Bryalen Russell, RB, Fr.	127

RECEPTIONS

Rank	Player, Position, Class	Receptions/Yards
1.	Andrew Armstrong, WR, *R-Sr.	178/2,727
2.	Isaac TeSlaa, WR, *Sr.	162/2,686
3.	Tyrone Broden, WR, *R-Sr.	101/1,470
4.	*Khafre Brown, WR, *R-Sr.	49/950
5.	Isaiah Sategna, WR, R-So.	42/507
6.	Rashod Dubinion, RB, Jr.	31/249
7.	Luke Hasz, TE, So.	26/384
8.	*Ja'Quinden Jackson, RB, R-Sr.	21/186
9.	*Andreas Paaske, TE, Sr.	14/245
	Ty Washington, TE, R-So.	14/212

^ new transfer for 2024 season



THE RAZORBACK DAILY

The Razorback Daily is the official daily podcast of the Arkansas Razorbacks. Hosted by Quinn Grovey and Matt Zimmerman, it's the one-stop shop for everything fans need to know about the Hogs: the biggest stories, exclusive interviews and opinions on the most important news of the day. Find The Razorback Daily anywhere you get your podcasts, or visit linktr.ee/razorbackdaily.

RAZORBACK NOTEBOOK

NO-FLY ZONE

- Since the start of 2020 campaign (head coach Sam Pittman's first year on the job), the Arkansas defense has recorded 53 interceptions in 55 games, fourth-most in the SEC: South Carolina (58), Georgia (55) and Alabama (54).
- Arkansas tallied 13 interceptions in 10 games in 2020, 13 interceptions in 13 games in 2021, nine interceptions in 13 games in 2022, 12 interceptions in 2023 and has six interceptions through seven games of the 2024 season.
- Under the guidance of co-defensive coordinator Marcus Woodson and secondary coach Deron Wilson, the Arkansas secondary went from last (No. 131) in the FBS allowing 294.7 yards per game in 2022 to No. 32 nationally allowing 202.8 yards per game in 2023. The pass defense not only improved last season but also contributed on the scoreboard turning four of the team's 12 interceptions into touchdowns.
- **DB Hudson Clark**, a former walk-on and Academic All-American in 2023, has developed into one of the Hogs' most dependable defensive backs. For his career, Clark has recorded five interceptions, the most among all active Razorback defenders, and boasts 192 career tackles to go with his secondary-leading 31 career starts.
- **DB Jaylon Braxton** earned Freshman All-SEC honors from the league's coaches after playing in nine games with six starts in 2023 before an injury cut his season short. The Frisco, Texas, native led the team with eight pass break-ups while recording 20 tackles, one forced fumble, one fumble recovery and one interception.
- **DB Jayden Johnson**, back for his senior season with 29 career starts under his belt, is the team's top returning tackler from last season. The Cedartown, Ga., native racked up a career-high 62 total tackles with 1.5 tackles for loss as a junior.
- **DB TJ Metcalf** recorded his first career interception against UAB (Sept. 14) and then picked off a pair of passes at Auburn (Sept. 21) the following week, becoming the first Razorback with at least two interceptions, two pass breakups and a forced fumble in a game since DB Keno Kennedy accomplished the feat against South Carolina in 1999. Metcalf is the first Razorback with an interception in consecutive games since DB Dwight McGlothern against Kansas in 2022 and Western Carolina in 2023.
- Transfers **DB Marquise "Cuddie" Robinson** (South Alabama), **DB Doneiko Slaughter** (Tennessee), and **DB Anthony Switzer** (Utah State) are also expected to contribute immediately to the defensive backfield. Robinson produced the best season of his collegiate career last year at South Alabama, totaling 36 tackles, 2.5 tackles for loss, three interceptions, three pass breakups and a fumble recovery while playing in all 13 games for the Jaguars. Slaughter spent four years at Tennessee (2020-23), most recently totaling 32 tackles (26 solo), including one sack, in 10 games as a senior during the 2023 campaign, while Switzer earned honorable mention All-Mountain West honors after playing in 12 games with 11 starts and finishing third on Utah State with 85 tackles, three sacks, eight tackles for loss, four pass break-ups, an interception and a fumble recovery.



TJ Metcalf leads the Razorback defense with three interceptions, highlighted by his two-interception game at Auburn (Sept. 21).

HOG SPECIALISTS

- **WR Isaiah Sategna** is a dynamic weapon on special teams and entered the 2024 campaign on the Jet Award watch list.
- The Fayetteville, Ark., product earned Freshman All-SEC honors from the league's coaches and third-team All-SEC honors from Phil Steele as a return specialist in 2023.
- Sategna played in all 12 games, totaling 23 kick returns for 500 yards and 15 punt returns for 180 yards and one touchdown. He led the team with 837 all-purpose yards.
- His 500 kick return yards cracked the school's single-season top 10 at 10th, and his 680 total return yards were sixth-most in a single season by a Hog in program history.
- **K Kyle Ramsey**, who is 7-for-12 (58.3%) on field goals this season, connected on a 51-yard field goal against UAB (Sept. 14), marking Arkansas' first 51-yard field goal since K Cam Little did so at Mississippi State (Oct. 8, 2022).
- **K Matthew Shipley**, who is 2-for-3 (66.6%) on field goals this season, also drilled a 51-yarder against LSU (Oct. 19), Arkansas' second 50-plus yard field goal make of the year.
- For the first time in program history, Arkansas has had two players make field goals of 50-plus yards in the same season: Ramsey (51 vs. UAB) and Shipley (51 vs. LSU).



Isaiah Sategna, an All-SEC return specialist last season, entered the 2024 campaign on the Jet Award watch list.

RAZORBACK NOTEBOOK

NEW HOGS ON THE HILL

- The 2024 Razorback roster features 55 newcomers.
- Arkansas' 55 newcomers tie for most among all SEC teams.

Rank	SEC Team	Newcomers
1.	Arkansas	55
	Florida	55
3.	Mississippi State	53
4.	Auburn	50
	Kentucky	50
	South Carolina	50

- The Razorbacks' coaching staff also features three new assistant coaches on the offensive side: **offensive coordinator Bobby Petrino**, **wide receivers coach Ronnie Fouch** and **offensive line coach Eric Mateos**.
- Petrino served as head coach at Arkansas from 2008-11, going 34-17 in those four seasons, including 21 wins over the final two years and trips to the Sugar Bowl and Cotton Bowl. He was the offensive coordinator at Texas A&M last season.
- Under Petrino, the Razorback offense posted consecutive top 10 total offense performances in back-to-back games against UAPB (Sept. 29) and Oklahoma State (Sept. 7).
- Arkansas racked up 687 yards of total offense, good for third on the Hogs' all-time chart, against UAPB before a 648-yard showing, 10th on the all-time chart, at Oklahoma State.



Arkansas posted consecutive top 10 total offense efforts to begin the season in **Bobby Petrino's** return as offensive coordinator.

HOG TRACKER

- Arkansas has beat six ranked FBS teams under **head coach Sam Pittman**. Since Pittman's first season at the helm, 36 of Arkansas' 52 FBS foes have either been ranked or received votes in the national polls.
- Through seven games this season, Arkansas has recorded 133 plays of 10+ yards after recording 168 plays of 10+ yards through the entirety of the 2023 season. The Hogs' 133 plays of 10+ yards rank fifth nationally while their 39 plays of 20+ yards rank 21st
- Since the start of the 2020 campaign, the Arkansas defense has totaled 53 interceptions in 55 games, fourth-most among all SEC teams and behind only South Carolina (58), Georgia (55) and Alabama (54).
- Under **head coach Sam Pittman**, Arkansas has gained 400-plus total yards of offense in 32 of 55 games and rushed for 200-plus yards in 25 of 55 games.
- Under **head coach Sam Pittman**, the Hogs are 18-14 when gaining 400-plus yards of total offense in a game and are 17-8 when rushing for 200-plus yards in a game.
- Arkansas' four interception returns for a touchdown were tied for the national lead last season. Under **head coach Sam Pittman**, the Hogs have ranked in the top-five in interception return touchdowns twice, tying for first in 2023 (4) and tying for second in 2020 (3).
- **WR Andrew Armstrong**, who is averaging 107.7 yards receiving per game, is one of eight FBS players and one of only two SEC pass catchers averaging 100-plus yards receiving per game this season: Ole Miss WR Tre Harris (141.0), San Jose State WR Nick Nash (129.1), Bowling Green TE Harold Fannin Jr. (124.7), Utah State WR Jalen Royals (119.1), Maryland WR Tai Felton (114.7), Arizona WR Tetairoa McMillan (111.4) and TCU WR Jack Bech (106.9).
- For the first time in program history, Arkansas has had two players make field goals of 50-plus yards in the same season: **K Kyle Ramsey** (51-yarder vs. UAB) and **K Matthew Shipley** (51-yarder vs. LSU).

OVERALL STARTS UNDER PITTMAN

- With a win Saturday at Mississippi State, Arkansas will improve to 5-3 overall for the third time under **head coach Sam Pittman**, who has previously guided the Razorbacks to a 5-3 overall start twice (2021 & 2022) since taking over at the helm.
- The Razorbacks went bowling in both 2021 and 2022 after getting off to 5-3 overall starts through their first eight games.

2021: 5-3 overall start (1-3 SEC)

- Week 1: W, 38-17 against Rice
- Week 2: W, 40-21 against #15 Texas
- Week 3: W, 45-10 against Georgia Southern
- Week 4: W, 20-10 vs. #7 Texas A&M* (Arlington, Texas)
- Week 5: L, 37-0 at #2 Georgia*
- Week 6: L, 52-51 at #17 Ole Miss*
- Week 7: L, 38-23 vs. Auburn*
- Week 8: W, 45-3 vs. UAPB (Little Rock, Ark.)

2022: 5-3 overall start (2-3 SEC)

- Week 1: W, 31-24 against #23 Cincinnati
- Week 2: W, 44-30 against South Carolina*
- Week 3: W, 38-27 against Missouri State
- Week 4: L, 23-21 vs. Texas A&M* (Arlington, Texas)
- Week 5: L, 49-26 against #2 Alabama*
- Week 6: L, 40-17 at #23 Mississippi State*
- Week 7: W, 52-35 at BYU
- Week 8: Bye
- Week 9: W, 41-27 at Auburn*

2024: 4-3 overall start (2-2 SEC)

- Week 1: W, 70-0 vs. UAPB (Little Rock, Ark.)
- Week 2: L, 39-31 (20T) at #16 Oklahoma State
- Week 3: W, 37-27 against UAB
- Week 4: W, 24-14 at Auburn*
- Week 5: L, 21-17 vs. #24 Texas A&M* (Arlington, Texas)
- Week 6: W, 19-14 against #4 Tennessee*
- Week 7: Bye
- Week 8: L, 34-10 against #8 LSU*

EMBRACE THE HOG

- **Embrace the Hog** was adopted by the Razorbacks during the offseason with five pillars:

- 1) Tough
- 2) Together
- 3) Consistent
- 4) Accountable
- 5) Pride

- The team ends each practice by repeating the five pillars.
- Those five words serve as the program's foundation for the 2024 season. Hear **head coach Sam Pittman** explain the meaning behind Embrace the Hog by following the QR code.



HOGS+

HOGS+

Hogs+ is the official content network and membership community of the Arkansas Razorbacks, bringing fans closer than ever to the teams they love. Members get access to exclusive behind-the-scenes content, interviews, features, documentaries, archived games and more premium video as well as columns from longtime Arkansas beat writer Clay Henry. Visit HogsPlus.com.

SEC STANDINGS

Team	OVR	SEC	Home	Road	Strk
Texas A&M	6-1	4-0	3-1	2-0	W6
LSU	6-1	3-0	4-0	2-0	W6
Georgia	6-1	3-1	3-0	2-1	W3
Tennessee	6-1	3-1	4-0	1-1	W2
Missouri	6-1	2-1	5-0	1-1	W2
Texas	6-1	2-1	4-1	1-0	L1
Vanderbilt	5-2	2-1	4-0	1-2	W3
Alabama	5-2	2-2	4-0	1-2	L1
Arkansas	4-3	2-2	3-1	1-1	L1
Florida	4-3	2-2	3-2	1-1	W1
South Carolina	4-3	2-3	2-2	2-1	W1
Ole Miss	5-2	1-2	3-1	2-1	L1
Oklahoma	4-3	1-3	3-2	1-0	L2
Kentucky	3-4	1-4	2-3	1-1	L2
Auburn	2-5	0-4	2-3	0-2	L4
Mississippi State	1-6	0-4	1-3	0-3	L6

SEC SCHEDULE

WEEK 9

Saturday, Oct. 26

Oklahoma at #18 Ole Miss | 11 a.m. | ESPN

Arkansas at Mississippi State | 11:45 a.m. | SEC Network

#21 Missouri at #15 Alabama | 2:30 p.m. | ABC

#5 Texas at #25 Vanderbilt | 3:15 p.m. | SEC Network

#8 LSU at #14 Texas A&M | 6:30 p.m. | ABC

Auburn at Kentucky | 6:45 p.m. | SEC Network

All times Central

HOGS IN THE POLLS

	AP	Coaches	CFP
Preseason	NR	NR	-
Sept. 3	RV	NR	-
Sept. 8	NR	NR	-
Sept. 15	NR	NR	-
Sept. 22	RV	RV	-
Sept. 29	NR	NR	-
Oct. 6	RV	RV	-
Oct. 13	RV	NR	-
Oct. 20	NR	NR	-
Oct. 27			
Nov. 3			
Nov. 10			
Nov. 17			
Nov. 24			
Dec. 1			
Final			



RAZORBACK SCORIGAMI

Scorigami, a concept thought up by Jon Bois, is the art of building final scores that have never happened before.

Razorback Scorigami tracks every Arkansas winning score that has ever happened since the program defeated Fort Smith HS, 42-0, in its first recorded game under head coach John C. Futrell in 1894. For the full Razorback Scorigami chart, visit bit.ly/RazorbackScorigami.

RAZORBACK NOTEBOOK

ANDREW ARMSTRONG • R-SR. • WR

- » Biletnikoff Award Watch List
- » Reese's Senior Bowl Watch List
- » Fourth-Team Preseason All-SEC (Phil Steele)
- » Honorable Mention Preseason All-SEC (CFN)
- » Earl Campbell Tyler Rose Award Player of the Week
- Honorable Mention (Week 6)
- » Crip Hall Homecoming Performance by a Senior Award

CAMERON BALL • R-JR. • DL

- » Reese's Senior Bowl Watch List
- » Jason Witten Collegiate Man of the Year Award Watch List

JOSHUA BRAUN • R-SR. • OL

- » Reese's Senior Bowl Watch List
- » Third-Team Preseason All-SEC (Phil Steele)

JAYLON BRAXTON • FR. • DB

- » Second-Team Preseason All-SEC (CFN)

FERNANDO CARMONA • R-JR. • OL

- » Reese's Senior Bowl Watch List
- » Honorable Mention Preseason All-SEC (CFN)
- » SEC Offensive Lineman of the Week (Week 1 & Week 6)

HUDSON CLARK • *R-SR. • DB

- » William V. Campbell Trophy Semifinalist

TY'KIEAST CRAWFORD • *SR. • OL

- » Reese's Senior Bowl Watch List

TAYLEN GREEN • R-JR. • QB

- » Earl Campbell Tyler Rose Award Watch List
- » Reese's Senior Bowl Watch List
- » Earl Campbell Tyler Rose Award Player of the Week
- Honorable Mention (Week 1)

ERIC GREGORY • *R-SR. • OL

- » Reese's Senior Bowl Watch List

LUKE HASZ • FR. • TE

- » Comeback Player of the Year Award Watch List
- » John Mackey Award Watch List

JA'QUINDEN JACKSON • R-SR. • RB

- » Reese's Senior Bowl Watch List
- » Honorable Mention Preseason All-SEC (CFN)
- » Earl Campbell Tyler Rose Award Player of the Week
- Honorable Mention (Week 1)

LANDON JACKSON • JR. • DL

- » Bronko Nagurski Trophy Watch List
- » Chuck Bednarik Award Watch List
- » Lombardi Award Watch List
- » Reese's Senior Bowl Watch List
- » Second-Team Preseason All-American (Walter Camp)
- » First-Team Preseason All-SEC (Coaches)
- » Second-Team Preseason All-SEC (Media, Phil Steele)
- » Third-Team Preseason All-SEC (CFN)
- » Reese's Senior Bowl Midseason All-American Team

ANTON JUNCAJ • *SR. • DL

- » National Preseason Newcomer of the Year (CFN)
- » National Preseason Transfer of the Year (CFN)
- » Preseason SEC Defensive Newcomer of the Year (CFN)
- » Preseason SEC Defensive Transfer of the Year (CFN)
- » Honorable Mention Preseason All-SEC (CFN)

TJ METCALF • SO. • DB

- » SEC Defensive Player of the Week (Week 4)

KYLE RAMSEY • R-SR. • K

- » Reese's Senior Bowl Watch List

BRAYLEN RUSSELL • FR. • RB

- » Shaun Alexander Award Watch List

ISAIAH SATEGNA • JR. • WR

- » Second-Team Preseason All-SEC (CFN, Phil Steele)

MALACHI SINGLETON • R-FR. • QB

- » SEC Freshman of the Week (Week 6)

DONEIKO SLAUGHTER • *SR. • DB


- » Reese's Senior Bowl Watch List

XAVIAN SOREY JR. • R-JR. • LB

- » Reese's Senior Bowl Watch List

ISAAC TESLAA • SR. • WR

- » Reese's Senior Bowl Watch List



EXTRA! EXTRA! READ ALL ABOUT IT!

- Media and fans are encouraged to follow [@RazorbackComms](https://twitter.com/RazorbackComms), the official Twitter account of Razorback Communications. The account is operated by members of the school's communications staff.
- In-game stats, notes and other information will be shared in addition to a traditional postgame notes package, which is disseminated via email and archived at ArkansasRazorbacks.com.

REESE'S SENIOR BOWL MIDSEASON ALL-AMERICAN TEAM

The Reese's Senior Bowl is widely regarded as the preeminent college football all-star game and the first stage in the NFL Draft process. The longest continual-running all-star game has taken place in Mobile, Alabama the past 75 years. More than 900 NFL personnel, including key decision-makers from all 32 teams, and 1100 media members from around the country were credentialed to the game. The game produced 110 total picks, representing 45 percent of the total picks in the NFL Draft.

LANDON
JACKSON



MISCELLANEOUS OFFENSE STATS

GAMES WITH A RECEPTION

Player	2020	2021	2022	2023	2024	Career
Jordan Anthony	--	--	0	1	3	4
Andrew Armstrong	0	7	11	12	6	36
Devin Bale	0	0	1	--	0	1
Tyrone Broden	4	9	12	8	5	38
Khafre Brown	9	1	4	10	1	25
Shamar Easter	--	--	--	--	1	1
Davion Dozier	--	--	--	1	1	2
Rashod Dubinion	--	--	7	7	3	17
Var'keyes Gumms	--	0	13	3	1	17
Monte Harrison	--	--	--	--	1	1
Luke Hasz	--	--	--	5	6	11
Rodney Hill	--	--	0	4	3	7
Ja'Quinden Jackson	0	0	1	6	6	13
Krosse Johnson	--	--	--	--	1	1
Andreas Paaske	--	--	7	3	0	10
Braylen Russell	--	--	--	--	2	2
Isaiah Sategna	--	--	2	9	7	18
Bryce Stephens	--	1	6	0	0	7
Isaac TeSlaa	3	11	11	12	4	41
Ty Washington	--	--	1	4	1	7

5+ RECEPTIONS

Player	2020	2021	2022	2023	2024	Career
Andrew Armstrong	0	0	7	4	6	17
Tyrone Broden	0	3	1	0	0	4
Khafre Brown	0	0	0	1	0	1
Rashod Dubinion	--	--	0	1	0	1
Var'keyes Gumms	--	0	1	0	0	1
Luke Hasz	--	--	--	1	0	1
Isaiah Sategna	--	--	--	0	2	2
Isaac TeSlaa	0	4	10	0	1	15
Ty Washington	--	--	0	1	0	1

20+ YARD RECEPTION

Player	2020	2021	2022	2023	2024	Career
Jordan Anthony	--	--	0	0	1	1
Andrew Armstrong	--	4	8	11	9	32
Tyrone Broden	2	5	9	0	1	17
Khafre Brown	5	1	1	6	1	14
Rashod Dubinion	--	--	1	1	0	2
Var'keyes Gumms	--	0	4	1	0	5
Luke Hasz	--	--	--	4	2	6
Rodney Hill	--	--	11	2	0	2
Ja'Quinden Jackson	--	--	--	1	1	1
Andreas Paaske	--	--	3	1	0	4
Isaiah Sategna	--	--	0	2	6	8
Bryce Stephens	--	--	1	0	0	1
Isaac TeSlaa	1	5	10	4	4	24
Ty Washington	--	--	0	3	1	4

40+ YARD RECEPTION

Player	2020	2021	2022	2023	2024	Career
Andrew Armstrong	--	4	8	3	0	15
Tyrone Broden	0	4	2	0	0	6
Khafre Brown	2	1	0	2	0	5
Var'keyes Gumms	--	0	2	0	0	2
Luke Hasz	--	--	--	1	1	2
Rodney Hill	--	--	0	1	0	1
Isaiah Sategna	--	--	0	0	1	1
Bryce Stephens	--	--	1	0	0	1
Isaac TeSlaa	1	3	8	0	1	13

100 YARDS RECEIVING

Player	2020	2021	2022	2023	2024	Career
Andrew Armstrong	0	0	6	1	3	10
Tyrone Broden	0	2	0	0	0	2
Luke Hasz	--	--	--	1	0	1
Isaac TeSlaa	0	2	7	0	1	10

GAMES WITH MULTIPLE RECEIVING TDS

Player	2020	2021	2022	2023	2024	Career
Andrew Armstrong	0	1	4	1	0	6
Tyrone Broden	0	2	1	0	0	3
Luke Hasz	--	--	--	1	0	1
Isaac TeSlaa	0	1	5	0	0	6
Ty Washington	--	--	0	1	0	1

GAMES WITH A RECEIVING TD

Player	2020	2021	2022	2023	2024	Career
Andrew Armstrong	0	2	7	4	1	14
Tyrone Broden	0	3	6	3	1	13
Khafre Brown	2	1	0	5	0	8
Davion Dozier	--	--	--	1	0	1
Rashod Dubinion	--	--	1	1	0	2
Var'keyes Gumms	--	0	5	0	0	5
Luke Hasz	--	--	--	2	1	3
Andreas Paaske	--	--	2	0	0	2
Isaiah Sategna	--	--	1	2	1	3
Bryce Stephens	--	--	1	0	0	1
Isaac TeSlaa	0	5	7	2	2	16
Ty Washington	--	--	1	1	1	3

300 YARDS PASSING

Player	2020	2021	2022	2023	2024	Career
Taylen Green	--	--	1	0	1	2

400 YARDS PASSING

Player	2020	2021	2022	2023	2024	Career
Taylen Green	--	--	0	0	1	1

10+ YARD RUNS

Player	2020	2021	2022	2023	2024	Career
Devin Bale	--	--	--	--	1	1
Rashod Dubinion	--	--	13	6	1	20
Taylen Green	--	--	11	11	17	39
Rodney Hill	--	--	3	3	2	8
Ja'Quinden Jackson	--	1	8	9	20	38
Tyrell Reed Jr.	--	--	--	--	1	1
Braylen Russell	--	--	--	--	4	4
Isaiah Sategna	--	--	--	1	1	2
Matthew Shipley	0	0	1	1	--	2
Malachi Singleton	--	--	--	--	1	1
Bryce Stephens	--	--	1	0	0	1

20+ YARD RUNS

Player	2020	2021	2022	2023	2024	Career
Devin Bale	--	--	--	--	1	1
Rashod Dubinion	--	--	1	0	0	1
Taylen Green	--	--	4	3	6	13
Ja'Quinden Jackson	--	0	5	4	5	14
Braylen Russell	--	--	--	--	1	1
Isaiah Sategna	--	--	--	1	0	1
Bryce Stephens	--	--	1	0	0	1

100 YARDS RUSHING

Player	2020	2021	2022	2023	2024	Career
Rashod Dubinion	--	--	1	0	0	1
Taylen Green	--	--	3	0	0	3
Ja'Quinden Jackson	--	0	2	3	3	8

GAMES WITH A RUSHING TD

Player	2020	2021	2022	2023	2024	Career
Rashod Dubinion	--	--	3	1	0	4
Taylen Green	--	--	7	7	2	16
Rodney Hill	--	--	1	1	1	3
Ja'Quinden Jackson	--	1	6	3	6	16
Tyrell Reed Jr.	--	--	2	--	1	1
Braylen Russell	--	--	--	--	1	1
Malachi Singleton	--	--	--	--	2	2

GAMES WITH MULTIPLE RUSHING TDS

Player	2020	2021	2022	2023	2024	Career
Rashod Dubinion	--	--	2	0	0	2
Taylen Green	--	--	3	2	2	7
Ja'Quinden Jackson	--	0	2	1	3	6

GAME 8: MISSISSIPPI STATE

MISC. OFFENSE STATS

CAREER 100-YARD RUSHING GAMES

Ja'Quinden Jackson • R-Sr. • RB (8)

149 - Oklahoma State, 2024
147 - UAB, 2024
129 - Baylor, 2023
117 - USC, 2023
117 - Colorado, 2022
111 - Arizona State, 2023
105 - USC, 2022
101 - UAPB, 2024

Taylen Green • R-Jr. • RB (3)

121 - North Texas, 2022
105 - San Diego State, 2022
102 - Oregon State, 2022

Rashod Dubinion • So. • RB (1)

112 - Kansas, 2022

CAREER 100-YARD RECEIVING GAMES

Andrew Armstrong • R-Sr. • WR (10)

164 - Oklahoma State, 2024
153 - Southeastern La., 2022
137 - UAB, 2024
134 - Lincoln (CA), 2022
132 - Tennessee, 2024
119 - North American, 2022
113 - McNeese, 2022
104 - Sam Houston, 2022
103 - Florida, 2023
102 - HCU, 2022

Isaac TeSlaa • R-Sr. • WR (10)

193 - Findlay, 2021
189 - Walsh, 2022
177 - Missouri A&T, 2022
166 - Indianapolis, 2021
157 - Lake Erie, 2022
148 - Ohio Dominican, 2022
146 - Michigan Tech, 2022
120 - Texas A&M, 2024
116 - Ashland, 2022
107 - Findlay, 2022

Tyrone Broden • R-Sr. • WR (2)

111 - Akron, 2021
110 - Buffalo, 2021

Luke Hasz • Fr. • TE (1)

116 - LSU, 2023

CAREER 300-YARD PASSING GAMES

Taylen Green • R-Jr. • QB (2)

416 - Oklahoma State, 2024
305 - Colorado State, 2022

MISC. DEFENSE STATS

DOUBLE-DIGIT TACKLES

Player	2020	2021	2022	2023	2024	Career
Hudson Clark	1	0	1	0	0	2
Stephen Dix Jr.	0	0	--	1	1	2
Landon Jackson	--	0	0	1	0	1
Jayden Johnson	--	0	0	1	1	2
TJ Metcalf	--	--	--	0	1	1
Doneiko Slaughter	0	0	0	1	1	2
Xavian Sorey Jr.	--	0	0	0	1	1
Anthony Switzer	0	0	--	3	0	3
Larry Worth	--	--	0	1	0	1

TEAM LEADER IN TACKLES (Ties included)

Player	2020	2021	2022	2023	2024	Career
Hudson Clark	1	0	1	1	0	3
Nico Davillier	--	--	0	0	1	1
Stephen Dix Jr.	0	0	--	0	1	1
Landon Jackson	--	0	0	1	1	2
Jayden Johnson	--	0	0	2	0	2
Doneiko Slaughter	0	0	0	0	3	3
Xavian Sorey Jr.	--	0	0	0	2	2

GAMES WITH A SACK (Half sacks included)

Player	2020	2021	2022	2023	2024	Career
Cam Ball	--	--	1	1	1	3
Hudson Clark	0	0	0	1	0	1
Nico Davillier	--	--	0	1	1	2
Stephen Dix Jr.	0	0	--	2	2	4
Eric Gregory	3	1	2	1	2	9
Landon Jackson	--	0	4	4	2	10
Jayden Johnson	--	0	2	0	0	2
Anton Juncaj	-(3)	--	5	10	0	18
Quincey Rhodes Jr.	--	--	--	0	1	1
Keivie Rose	1	1	2	3	0	7
J. Singletary	--	--	--	1	0	1
Doneiko Slaughter	1	1	0	1	1	4
Bradley Shaw	--	--	--	--	1	1
Xavian Sorey Jr.	--	0	0	1	1	2
Brad Spence	--	--	--	0	1	1
Anthony Switzer	0	0	--	3	0	3
Larry Worth	--	--	0	3	1	4

MULTIPLE SACKS (1.5 sacks or more)

Player	2020	2021	2022	2023	2024	Career
Eric Gregory	0	0	0	0	1	1
Landon Jackson	--	0	0	1	1	2
Anton Juncaj	-(2)	--	1	3	0	6

ARKANSAS 20+ YARD PLAYS

Yards	Type	Player(s)	Opponent
*75	PASS	Taylen Green to Isaac TeSlaa	TAMU
58	PASS	Taylen Green to Isaiah Sategna	AUB
53	PR	Isaiah Sategna	UAPB
*46	RUN	Ja'Quinden Jackson	UAPB
*43	PASS	Taylen Green to Luke Hasz	OSU
*36	RUN	Taylen Green	UAPB
35	PASS	Taylen Green to Andrew Armstrong	OSU
34	PASS	Taylen Green to Isaiah Sategna	UAPB
33	PASS	Taylen Green to Andrew Armstrong	OSU
32	PASS	Taylen Green to Isaac TeSlaa	OSU
32	RUN	Taylen Green	UAPB
31	RUN	Taylen Green	OSU
31	PASS	Taylen Green to Isaiah Sategna	OSU
30	PASS	Taylen Green to Andrew Armstrong	TENN
30	KR	Isaiah Sategna	UAPB
29	PASS	Taylen Green to Andrew Armstrong	UAB
29	PASS	Taylen Green to Andrew Armstrong	UAB
28	RUN	Ja'Quinden Jackson	UAB
28	PASS	Taylen Green to Isaiah Sategna	OSU
28	PASS	Malachi Singleton to Isaac TeSlaa	UAPB
27	PASS	Taylen Green to Andrew Armstrong	TAMU
26	PASS	Taylen Green to Ja'Quinden Jackson	TENN
26	PASS	Taylen Green to Andrew Armstrong	TENN
26	RUN	Ja'Quinden Jackson	OSU
*25	PASS	Taylen Green to Andrew Armstrong	LSU
25	PASS	Taylen Green to Isaiah Sategna	LSU
25	RUN	Devin Bale	TAMU
25	PASS	Malachi Singleton to Khafre Brown	UAPB
24	RUN	Braylen Russell	TENN
24	RUN	Taylen Green	TAMU
24	PASS	Taylen Green to Jordan Anthony	UAPB
23	PASS	Taylen Green to Isaiah Sategna	TENN
23	INT	TJ Metcalf	UAB
23	RUN	Ja'Quinden Jackson	UAB
23	RUN	Taylen Green	OSU
*23	PASS	Taylen Green to Ty Washington	UAPB
22	RUN	Ja'Quinden Jackson	TENN
22	PASS	Taylen Green to Tyrone Broden	TENN
22	RUN	Taylen Green	AUB
21	PASS	Taylen Green to Isaac TeSlaa	TAMU
21	INT	TJ Metcalf	AUB
20	PASS	Taylen Green to Andrew Armstrong	LSU
20	KR	Monte Harrison	UAB
20	PASS	Taylen Green to Luke Hasz	UAPB

* touchdown scored on play

HEAD COACH SAM PITTMAN

- **First Arkansas head coach since Houston Nutt (1998-2000) to lead the Razorbacks to 2-0 overall starts in three consecutive seasons (2021-23).**
- **Led Arkansas to eight regular-season wins in 2021, the team's most victories in a regular season since the 2011 campaign.**
- **First Arkansas head coach to lead the Razorbacks to a win in Gainesville.**
- **Led Arkansas to its first home win over a top-five opponent since 1999.**

Sam Pittman enters his fifth season as the head coach of the Arkansas Razorbacks after restoring the pride in the program beginning in his first season in 2020. His fifth season leading the program puts him in elite company among Arkansas head coaches with only six coaches serving in the role longer over the program's 130 seasons.

After inheriting a program that had won eight total games and just one Southeastern Conference game in the previous three seasons, Pittman's Razorbacks have won 23 games in his four seasons at the helm. Pittman has navigated the Hogs through the pandemic-shortened 2020 season that featured 10 SEC games and led the program to consecutive winning seasons and back-to-back bowl victories in 2021 and 2022.

Pittman is among an elite group of Arkansas coaches, including Lou Holtz, Ken Hatfield and Houston Nutt, to have led the Razorbacks to bowl eligibility in each of their first three seasons (2020-22) at the helm. In 2020, Pittman's Razorbacks were headed to the Texas Bowl before the game was canceled due to COVID-19 issues within TCU's program.

In 2021 under Pittman, the Hogs went 9-4 and won four trophies for the first time in school history, capturing the Southwest Classic (Texas A&M), the Battle of the Golden Boot (LSU), the Battle Line Rivalry (Missouri) and the Outback Bowl (Penn State). Arkansas capped the campaign with a win over Penn State in the Outback Bowl, the program's first bowl win since a Liberty Bowl victory in 2016 as well as the program's first January bowl win since 2012.

The 2022 season ended in Memphis, Tenn., with a thrilling triple overtime 55-53 win over Kansas in the Liberty Bowl to clinch Pittman's second bowl game victory and give the Razorbacks seven wins. The Liberty Bowl victory was emblematic of the Razorbacks' entire season, which saw numerous key players miss time with injuries.

The Oklahoma native has coached at seven different Power 5 schools during his 33 years of collegiate coaching, including Oklahoma, Missouri, Kansas, North Carolina and Tennessee. Widely regarded as one of the nation's best offensive line coaches, Pittman has coached 34 players that have been selected in the NFL Draft during his career, including first-rounders Treyton Burks (18th in 2022), Andrew Thomas (4th in 2020), Isaiah Wilson (29th in 2020), Frank Ragnow (20th in 2018), Isaiah Wynn (23rd overall in 2018), Ja'Wuan James (19th overall in 2014) and Jonathan Cooper (7th overall in 2013). Overall, Pittman has coached seven offensive linemen that were selected in the first round of the NFL Draft.

An original member of Bret Bielema's staff at Arkansas in 2013, Pittman helped build the Razorbacks' offensive line into one of the best in the league. He quickly made an impact, helping Travis Swanson earn first-team All-America honors and finish as a Rimington Trophy finalist in 2013. His first two offensive lines at Arkansas led the SEC in sacks allowed per game, and his offensive line in 2014 paved the way for two 1,000-yard rushers in Jonathan Williams and Alex Collins. That offensive line also averaged 328.4 pounds per player as the largest offensive line in both the FBS and NFL that season.

Pittman's coaching career began in 1987 at Princeton High School. He coached at Hutchinson Community College for three seasons, including the final two as the head coach, before getting his first FBS coaching opportunity at Northern Illinois in 1994. He later returned to NIU to help the Huskies to a pair of division championships and two bowl games. Pittman got his first experience in the SEC in 2012 when he joined the coaching staff at Tennessee.

Pittman played defensive end at Pittsburg State, where he was a first-team NAIA All-American and twice earned all-conference recognition. He graduated with a bachelor's degree in 1986 and was inducted into the PSU Athletics Hall of Fame in 1998. He and his wife Jamie reside in Fayetteville. *Pittman's full bio can be found on ArkansasRazorbacks.com*



COACHING HISTORY

2020-pres.	Arkansas Head Coach
2019	Georgia Associate Head Coach/OL
2016-18	Georgia Offensive Line
2013-15	Arkansas Asst. HC/OL/Recruiting Coord.
2012	Tennessee Offensive Line
2011	North Carolina Associate Head Coach/OL
2007-10	North Carolina Offensive Line
2004-06	Northern Illinois Assistant Head Coach/OL
2003	Northern Illinois Offensive Line
2001	Kansas Offensive Line
2000	Missouri Offensive Line
1999	Western Michigan Assistant Coach
1997-98	Oklahoma Offensive Line
1996	Cincinnati Offensive Tackles/Tight Ends
1994-95	Northern Illinois Offensive Line
1992-93	Hutchinson (Kan.) CC Head Coach
1991	Hutchinson (Kan.) CC Offensive Line
1989-90	Trenton (Mo.) HS Head Coach
1987-88	Princeton (Mo.) HS Head Coach

GAME 8: MISSISSIPPI STATE

GAME-BY-GAME BREAKDOWN

GAME	FINAL SCORE	SCORE BY QUARTER					FIRST DOWNS				RUSHING			PASSING			OFFENSE		PUNTING	FUMBLES	PENALTY	THIRD	TOTAL
		1	2	3	4	OT	RU	PA	PN	TOT	ATT	YDS	TD	C-A-I	YDS	TD	ATT	YDS	NO-NET	AVG	NO-LOST	NO-YDS	DOWN
UAPB	0	0	0	0	0	3	6	1	10	23	7	0	11-23-0	123	0	46	130	9-292-32.4	0-0	5-35	1/10	22:45	
Arkansas	70	28	21	7	14	12	22	0	34	33	279	8	28-37-0	408	2	70	687	0-0-0.0	2-0	6-48	9/9	27:15	
Oklahoma St.	39	0	7	6	18	8	2	15	4	21	26	59	2	27-48-1	326	1	74	385	5-208-41.6	0-0	6-60	5/16	23:46
Arkansas	31	14	7	0	10	0	15	18	0	33	47	232	3	26-46-1	416	1	93	648	3-137-45.7	4-2	7-71	11/19	36:14
UAB	27	10	10	0	7	5	14	3	22	35	119	0	23-32-1	235	3	67	354	3-117-39.0	1-0	10-109	5/15	32:39	
Arkansas	37	3	17	7	10	18	6	5	29	38	266	4	11-26-1	161	0	64	427	0-0-0.0	1-0	6-65	7/12	27:21	
Auburn	14	0	0	7	7	5	12	0	17	26	146	0	20-35-4	285	2	61	431	3-132-44.0	1-1	5-45	5/11	23:24	
Arkansas	24	0	7	7	10	14	5	2	21	55	183	2	12-28-2	151	1	83	334	3-149-49.7	1-0	4-20	9/19	36:36	
Texas A&M	21	7	7	0	7	8	6	3	17	38	134	1	11-22-0	163	2	60	297	9-388-43.1	0-0	7-63	4-13	29:21	
Arkansas	17	14	0	0	3	8	11	3	22	30	100	1	23-41-1	279	1	71	379	6-263-43.8	4-2	10-75	5-15	30:39	
Tennessee	14	0	0	14	0	6	8	2	16	36	174	2	17-29-0	158	0	65	332	7-299-42.7	1-0	10-60	7-16	24:31	
Arkansas	19	3	0	7	9	8	14	1	23	44	137	2	21-30-0	297	0	74	434	3-172-57.3	2-0	6-45	6-15	35:28	
LSU	34	10	6	8	10	6	14	5	25	37	158	3	24-35-0	235	0	72	393	1-34-34.0	0-0	11-80	8-15	38:53	
Arkansas	10	0	7	3	0	3	12	0	15	19	38	0	21-31-1	239	1	50	277	3-152-50.7	2-2	7-78	4-9	21:07	
Miss. State																							
Arkansas																							
Ole Miss																							
Arkansas																							
Texas																							
Arkansas																							
LA Tech																							
Arkansas																							
Missouri																							
Arkansas																							

AP POLL

As of Oct. 20, 2024

Rank	Team	Record	Points	Previous
1	Oregon (59)	6-0	1,523	2
2	Georgia (2)	6-1	1,434	5
3	Penn State	6-0	1,375	3
4	Ohio State	5-1	1,353	4
5	Texas	6-1	1,257	1
6	Miami	7-0	1,242	6
7	Tennessee	6-1	1,075	11
8	LSU	6-1	1,049	8
9	Clemson	6-1	984	10
10	Iowa State	7-0	972	11
11	BYU	7-0	910	13
12	Notre Dame	6-1	891	12
13	Indiana	7-0	830	16
14	Texas A&M	6-1	748	14
15	Alabama	5-2	643	7
16	Kansas State	6-1	576	17
17	Boise State	5-1	573	15
18	Ole Miss	5-2	408	18
19	Pitt	6-0	396	20
20	Illinois	6-1	392	22
21	Missouri	6-1	259	19
22	SMU	6-1	313	21
23	Army	7-0	193	23
24	Navy	6-0	166	25
25	Vanderbilt	5-2	92	NR

Others receiving votes: Washington St. 46, Syracuse 15, UNLV 5, Duke 2, South Carolina 1, Nebraska 1, Liberty 1.

USA TODAY COACHES POLL

As of Oct. 20, 2024

Rank	Team	Record	Points	Previous
1	Oregon (51)	7-0	1,323	2
2	Georgia (2)	6-1	1,238	4
3	Penn State	6-0	1,197	3
4	Ohio State	5-1	1,107	5
5	Miami	7-0	1,087	6
6	Texas	6-1	1,082	1
7	LSU	6-1	946	8
8	Tennessee	6-1	916	10
9	Clemson	6-1	907	9
10	Iowa State	7-0	829	12
11	Notre Dame	6-1	809	11
12	BYU	7-0	740	13
13	Indiana	7-0	651	18
14	Texas A&M	6-1	641	14
15	Alabama	5-2	554	7
16	Kansas State	6-1	488	17
17	Missouri	6-1	486	16
18	Ole Miss	5-2	444	15
19	Boise State	5-1	379	19
20	Pittsburgh	6-0	359	20
21	Illinois	6-1	347	21
22	SMU	6-1	249	23
23	Army	7-0	185	24
24	Navy	6-0	115	NR
25	Vanderbilt	5-2	37	NR

Others receiving votes: UNLV 28; Syracuse 27; Washington State 25; Duke 7; Memphis 6; Liberty 6; Wisconsin 3; Tulane 3; Cincinnati 2; Nebraska 1; Arizona State 1.

GAME-BY-GAME LEADERS

Opponent	Rushes	Rush Yards	Catches	Receiving Yards	Tackles	Tackles For Loss	Sacks
UAPB	8, Ja'Quinden Jackson	101, Ja'Quinden Jackson	3, Four Tied	53, Isaac TeSlaa	5, Nico Davillier	1.5, Two Tied	1.0, Two Tied
at Oklahoma St.	24, Ja'Quinden Jackson	149, Ja'Quinden Jackson	10, Andrew Armstrong	164, Andrew Armstrong	13, Xavier Sorey Jr.	2.0, Xavier Sorey Jr.	0.0, N/A
UAB	17, Taylen Green	147, Ja'Quinden Jackson	8, Andrew Armstrong	137, Andrew Armstrong	10, Two Tied	1.0, Two Tied	1.0, Brad Spence
at Auburn	24, Ja'Quinden Jackson	80, Taylen Green	5, Andrew Armstrong	85, Isaiah Sategna	7, Doneiko Slaughter	2.0 Doneiko Slaughter	1.0, Two Tied
vs. Texas A&M	13, Taylen Green	37, Ja'Quinden Jackson	6, Two Tied	120, Isaac TeSlaa	8, Landon Jackson	3.0, Landon Jackson	2.0, Landon Jackson
Tennessee	20, Ja'Quinden Jackson	62, Braylen Russell	9, Andrew Armstrong	132, Andrew Armstrong	8, Two Tied	1.5, Eric Gregory	1.5, Eric Gregory
LSU	6, Taylen Green	26, Ja'Quinden Jackson	7, Andrew Armstrong	94, Andrew Armstrong	10, Doneiko Slaughter	1.0, Cameron Ball	0.0, N/A
at Mississippi State							
Ole Miss							
Texas							
LA Tech							
at Missouri							

DEPTH CHART

OFFENSE

WR-X	2	Andrew Armstrong	*R-Sr. // 6-4 // 202
	82	Monte Harrison	Fr. // 6-3 // 230
WR-W	6	Isaiah Sategna	R-So. // 5-11 // 185
	4	Isaac TeSlaa	*Sr. // 6-4 // 217
	89	Khafre Brown	*R-Sr. // 6-0 // 203
LT	55	Fernando Carmona Jr.	R-Jr. // 6-5 // 322
	76	E'Marion Harris	R-So. // 6-7 // 300
LG	54	Keyshawn Blackstock	R-Jr. // 6-5 // 319
	75	Patrick Kutas	Jr. // 6-5 // 313
	73	Brooks Edmonson	R-So. // 6-4 // 313
C	63	Addison Nichols	R-So. // 6-5 // 329
	56	Amaury Wiggins	R-Jr. // 6-3 // 306
RG	72	Joshua Braun	R-Sr. // 6-6 // 338
	53	Ty'Kieast Crawford	*Sr. // 6-5 // 324
RT	76	E'Marion Harris	R-So. // 6-7 // 300
	78	Joe More	*R-Sr. // 6-5 // 311
QB	10	Taylen Green	R-Jr. // 6-6 // 230
	3	Malachi Singleton	R-Fr. // 6-1 // 225
	15	KJ Jackson	Fr. // 6-4 // 219
	16	Blake Boda	R-Fr. // 6-4 // 216
RB	22	Ja'Quinden Jackson	R-Sr. // 6-2 // 233
	20	Rodney Hill	R-So. // 5-10 // 186
	0	Braylen Russell	Fr. // 6-1 // 253
	7	Rashod Dubinion	Jr. // 5-10 // 201
	29	Tyrell Reed	So. // 5-10 // 211
TE	9	Luke Hasz	So. // 6-3 // 241
	8	Ty Washington	R-So. // 6-4 // 249
	30	Var'keyes Gumms	R-Jr. // 6-3 // 245
	81	Andreas Paaske	Sr. // 6-6 // 265
WR-Z	5	Tyrone Broden	*R-Sr. // 6-7 // 200
	11	Jordan Anthony	R-So. // 5-10 // 162
-OR-	17	CJ Brown	Fr. // 6-1 // 193
	88	Davion Dozier	R-Fr. // 6-4 // 204

DEFENSE

DE	40	Landon Jackson	Sr. // 6-7 // 280
	97	Quincy Rhodes Jr.	So. // 6-6 // 280
DT	5	Cam Ball	R-Jr. // 6-5 // 324
	93	Keivie Rose	*R-Sr. // 6-3 // 314
	98	Danny Saili	Jr. // 6-3 // 375
DT	50	Eric Gregory	*R-Sr. // 6-4 // 320
	95	Ian Geffrard	R-Fr. // 6-5 // 388
DE	0	Nico Davillier	Jr. // 6-4 // 271
-OR-	4	Anton Juncaj	*Sr. // 6-3 // 272
LB	14	Stephen Dix Jr.	R-Sr. // 6-1 // 234
-OR-	22	Brad Spence	So. // 6-2 // 238
	20	Alex Sanford	So. // 6-1 // 225
LB	10	Xavian Sorey Jr.	R-Jr. // 6-3 // 225
	25	Anthony Switzer	*R-Sr. // 6-0 // 220
-OR-	7	Bradley Shaw	Fr. // 6-1 // 235
CB	13	Marquise Robinson	Sr. // 6-1 // 192
-OR-	15	Jaheim Singletary	R-So. // 6-2 // 187
-OR-	1	Kee'yon Stewart	*R-Sr. // 6-0 // 184
S	18	TJ Metcalf	So. // 6-1 // 200
	17	Hudson Clark	*R-Sr. // 6-2 // 191
	27	Akhari Johnson	Fr. // 5-11 // 186
S	8	Jayden Johnson	Sr. // 6-2 // 205
	30	Larry Worth III	Jr. // 6-4 // 224
CB	15	Jaheim Singletary	R-So. // 6-2 // 187
-OR-	1	Kee'yon Stewart	*R-Sr. // 6-0 // 184
	17	Hudson Clark	*R-Sr. // 6-2 // 191
	2	Selman Bridges	Fr. // 6-2 // 175
NB	3	Doneiko Slaughter	*Sr. // 6-0 // 190
	24	Tevis Metcalf	Fr. // 5-10 // 192

SPECIAL TEAMS

K	36	Matthew Shipley	*Sr. // 6-1 // 198	H	37	Devin Bale	R-Jr. // 6-3 // 204
	46	Charlie Von Der Meden	Fr. // 6-0 // 180		95	Sam Dubwig	Fr. // 6-3 // 231
P	37	Devin Bale	R-Jr. // 6-3 // 204	KR	6	Isaiah Sategna	R-So. // 5-11 // 185
	95	Sam Dubwig	Fr. // 6-3 // 231		20	Rodney Hill	R-So. // 5-10 // 186
KO	37	Devin Bale	R-Jr. // 6-3 // 204	PR	6	Isaiah Sategna	R-So. // 5-11 // 185
LS	30	Ashton Ngo	R-Jr. // 5-11 // 237		14	Bryce Stephens	R-Jr. // 6-0 // 189
	45	Max Schmidly	R-Fr. // 6-3 // 211				

GAME 8: MISSISSIPPI STATE

GAME-BY-GAME OFFENSIVE STARTERS

Opponent	LT	LG	C	RG	RT	TE	TE/WR/RB	QB	RB	WR	WR
UAPB	Carmona	Harris	Nichols	Braun	Blackstock	Hasz	TeSlaa	Green	J. Jackson	Sategna	Broden
at Oklahoma State	Carmona	Harris	Nichols	Braun	Blackstock	Hasz	Armstrong	Green	J. Jackson	Sategna	Broden
UAB	Carmona	Harris	Nichols	Braun	Blackstock	Hasz	Armstrong	Green	J. Jackson	Sategna	Broden
at Auburn	Carmona	Harris	Nichols	Braun	Blackstock	Hasz	Armstrong	Green	J. Jackson	Sategna	Broden
vs. Texas	Carmona	Harris	Nichols	Braun	Blackstock	Hasz	Washington	Green	J. Jackson	Armstrong	Broden
Tennessee	Carmona	Harris	Nichols	Braun	Blackstock	Russell (RB)	Armstrong	Green	J. Jackson	Sategna	Broden
LSU	Carmona	Blackstock	Nichols	Braun	Harris	Hasz	Armstrong	Green	J. Jackson	Sategna	Broden
at Mississippi State											
Ole Miss											
Texas											
Louisiana Tech											
at Missouri											

GAME-BY-GAME DEFENSIVE STARTERS

Opponent	DE	DT	DT	DE	LB	LB	CB	S	S	CB	NB	DIME
UAPB	L. Jackson	Ball	Gregory	Davillier	Sorey Jr.	Spence	Robinson	TJ Metcalf	J. Johnson	Braxton	Slaughter	--
at Oklahoma State	L. Jackson	Ball	Gregory	Davillier	Sorey Jr.	Spence	Singletary	TJ Metcalf	J. Johnson	Braxton	Slaughter	--
UAB	L. Jackson	Ball	Gregory	Davillier	Sorey Jr.	Spence	Singletary	TJ Metcalf	J. Johnson	Robinson	Slaughter	--
at Auburn	L. Jackson	Ball	Gregory	Davillier	Sorey Jr.	Dix Jr.	Singletary	TJ Metcalf	J. Johnson	Robinson	Slaughter	--
vs. Texas A&M	L. Jackson	Ball	Gregory	Davillier	Sorey Jr.	Dix Jr.	Stewart	TJ Metcalf	J. Johnson	Robinson	Slaughter	--
Tennessee	L. Jackson	Ball	--	Gregory	Sorey Jr.	Dix Jr.	Singletary	TJ Metcalf	J. Johnson	Robinson	Slaughter	Worth
LSU	L. Jackson	Ball	Gregory	Davillier	Sorey Jr.	Dix Jr.	Singletary	TJ Metcalf	J. Johnson	Robinson	Slaughter	--
at Mississippi State												
Ole Miss												
Texas												
Louisiana Tech												
at Missouri												

CAREER STARTS

OFFENSE	2024	2023	2022	2021	2020	2019	TOT	CONS	DEFENSE	2024	2023	2022	2021	2020	2019	TOT	CONS
Isaac TeSlaa, WR, *Sr.	1	12	11	11	2	-	37	-	Eric Gregory, DL, *R-Sr.	7	12	10	3	7	-	39	19
Joe More, OL, *R-Sr.	-	0	11	11	4	10	36	-	Keivie Rose, DL, *R-Sr.	-	2	12	12	8	0 (1)	34	-
Tyrone Broden, WR, *R-Sr.	7	4	7	9	5	0	32	7	Hudson Clark, DB, *R-Sr.	-	10	10	4	7	-	31	-
Andrew Armstrong, WR, *R-Sr.	6	12	10	3	-	-	31	6	Anton Juncaj, DL, *Sr.	-	15	7	-	-	7	29	-
Fernando Carmona, OL, R-Jr.	7	12	12	0	-	-	31	31	Jayden Johnson, DB, Sr.	7	12	7	3	-	-	29	21
Taylen Green, QB, R-Jr.	7	12	10	0	-	-	29	7	Anthony Switzer, DB, *R-Sr.	-	12	-	7	6	2	27	-
Joshua Braun, OL, R-Sr.	7	12	0	7	0	-	26	19	Marquise Robinson, DB, Sr.	6	12	9	-	-	-	27	5
Ja'Quinden Jackson, RB, R-Sr.	7	11	0	0	-	-	18	7	Landon Jackson, DL, Sr.	7	12	7	0	-	-	26	20
Khafre Brown, WR, *R-Sr.	-	6	4	0	2	0	12	-	Doneiko Slaughter, DB, *Sr.	7	7	7	0	1	-	22	7
Ty'Kieast Crawford, OL, *Sr.	-	4	2	0	3	-	9	-	Stephen Dix, LB, R-Sr.	4	7	-	0	5	0	16	4
Patrick Kutas, OL, Jr.	-	9	0	-	-	-	9	-	Cam Ball, DL, R-Jr.	7	6	1	-	-	-	14	11
Luke Hasz, TE, So.	6	5	-	-	-	-	9	1	Miguel Mitchell, DB, Jr.	-	8	1	-	-	-	9	-
Isaiah Sategna, WR, R-So.	6	1	-	-	-	-	7	2	Jaheim Singletary, DB, R-So.	4	4	0	-	-	-	9	2
Keyshawn Blackstock, OL, R-Jr.	7	0	0	-	-	-	7	7	Xavian Sorey Jr., LB, R-Jr.	6	2	0	0	-	-	9	7
E'Marion Harris, OL, R-So.	7	0	-	-	-	-	7	7	Jaylon Braxton, DB, So.	2	6	-	-	-	-	8	-
Addison Nichols, OL, R-So.	7	0	-	-	-	-	7	7	TJ Metcalf, DB, So.	6	0	-	-	-	-	7	7
Ty Washington, TE, R-So.	1	3	-	-	-	-	4	-	Nico Davillier, DL, Jr.	5	0	0	-	-	-	6	1
Rashod Dubinion, RB, Jr.	-	2	1	-	-	-	3	-	Larry Worth, LB, Jr.	1	5	0	-	-	-	6	-
Andreas Paaske, TE, Sr.	-	3	0	-	-	-	3	-	Kee'yon Stewart, DB, *R-Sr.	1	2	0	1	1	0	5	-
Braylen Russell, RB, Fr.	1	-	-	-	-	-	1	1	Brad Spence, LB, So.	3	1	-	-	-	-	4	-

GAME 8: MISSISSIPPI STATE

EXPERIENCE ANALYSIS

The chart to the right shows Arkansas' offensive and defensive starting lineups since 2008 with numbers representing total starts by classes and percentages of total starts for the entire season.

Season	G	SR	JR	SO	FR	UpperCI%
2024	7 (4-3)	67 (43.5%)	42 (27.3%)	44 (28.6%)	1 (0.1%)	109 (70.8%)
2023	12 (4-8)	134 (50.8%)	67 (25.4%)	34 (12.9%)	29 (11.0%)	201 (76.1%)
2022	13 (7-6)	122 (42.7%)	117 (40.9%)	38 (13.3%)	9 (3.1%)	239 (83.6%)
2021	13 (9-4)	159 (55.6%)	58 (20.3%)	66 (23.1%)	3 (0.1%)	217 (75.9%)
2020	10 (3-7)	70 (31.8%)	50 (22.7%)	45 (20.5%)	55 (25.0%)	120 (54.6%)
2019	12 (2-10)	77 (29.2%)	55 (20.8%)	73 (27.7%)	59 (22.4%)	132 (50.0%)
2018	12 (2-10)	103 (39.2%)	86 (32.7%)	44 (16.7%)	30 (11.4%)	189 (71.2%)
2017	12 (4-8)	66 (25.0%)	108 (40.1%)	65 (24.6%)	25 (9.5%)	174 (65.9%)
2016	13 (7-6)	114 (39.9%)	82 (28.7%)	70 (24.5%)	20 (6.9%)	196 (68.5%)
2015	13 (8-5)	67 (23.4%)	143 (50.0%)	58 (20.3%)	18 (6.3%)	210 (73.4%)
2014	13 (7-6)	92 (32.2%)	72 (25.2%)	89 (31.1%)	33 (11.5%)	164 (57.3%)
2013	12 (3-9)	107 (40.5%)	59 (22.3%)	57 (21.6%)	41 (15.5%)	166 (66.7%)
2012	12 (4-8)	99 (37.5%)	87 (33.0%)	31 (11.7%)	46 (17.4%)	186 (70.5%)
2011	13 (11-2)	110 (38.5%)	97 (33.9%)	65 (22.7%)	14 (4.9%)	207 (72.4%)
2010	13 (10-3)	102 (35.7%)	107 (37.4%)	44 (15.4%)	33 (11.5%)	209 (73.1%)
2009	13 (8-5)	74 (25.9%)	83 (29.0%)	115 (40.2%)	14 (4.9%)	157 (54.9%)
2008	12 (5-7)	58 (22.0%)	64 (24.2%)	65 (24.6%)	77 (29.2%)	112 (46.2%)

2024 GAME-BY-GAME OFFENSIVE LINE SNAPS

Player	Total	UAPB	OKST	UAB	AUB	TAMU	TENN	LSU	MSU	OM	TEX	LT	MIZ
E'Marion Harris	508	61	93	68	86	73	76	51					
Keyshawn Blackstock	496	49	93	68	86	73	76	51					
Fernando Carmona	496	49	93	68	86	73	76	51					
Josh Braun	496	49	93	68	86	73	76	51					
Addison Nichols	431	49	93	3	86	73	76	51					
Amaury Wiggins	87	22	--	65	--	0	--	--					
Josh Street	37	22	0	3	3	0	9	0					
Brooks Edmonson	22	22	0	0	0	0	0	0					
Joe More	22	22	0	0	0	0	0	0					
Ty'Kieast Crawford	10	10	--	--	--	--	--	--					

NEED TO KNOW INFO

Opponent	Captains	Length	Coin Toss	Kick/Receive	Helmet/Jersey/Pants	Attendance	1st Poss.	Opp. 1st Poss.	Result
UAPB	Davillier, Gregory, Harris, Sategna	3:06	ARK	REC	Cardinal/Cardinal/White	40,127	TD	PUNT	W, 70-0
at Oklahoma St.	Braun, Hasz, J. Johnson, Sorey	3:58	ARK	KICK	Cardinal/White/White	52,202	PUNT	DOWNNS	L, 39-31 20T
UAB	Bale, Metcalf, Singletary, TeSlaa	3:30	UAB	KICK	Cardinal/Cardinal/White	75,021	INT	FG	W, 37-27
at Auburn	Ball, Blackstock, Dix Jr., Street	3:28	AUB	REC	Cardinal/White/White	88,043	FGA	INT	W, 24-14
vs. Texas A&M	Armstrong, J. Jackson, Juncaj, Spence	3:21	TAMU	REC	Cardinal/White/White	60,928	TD	PUNT	L, 21-17
Tennessee	Nichols, Ramsey, Slaughter, Switzer	3:45	TENN	REC	Cardinal/Cardinal/White	75,573	FG	PUNT	W, 19-14
LSU	L. Jackson, Ngo, Paaske, Worth	3:18	ARK	KICK	Cardinal/Cardinal/Cardinal	75,893	FGA	TD	L, 34-10
at Miss. State									
Ole Miss									
Texas									
Louisiana Tech									
at Missouri									

THE LAST TIME ARKANSAS . . .

RUSHING

Had 500+ yards rushing vs. South Carolina, 2007 (542)
 Had 400+ yards rushing: at Texas Tech, 2014 (438)
 Had 400+ yards rushing in consecutive games at Texas Tech, 2014 (438)
 vs. Nicholls, 2014 (495)
 Had 300+ yards rushing: vs. FIU, 2023 (323)
 Had 300+ yards rushing in consecutive games at Texas Tech, 2014 (438)
 vs. Nicholls, 2014 (495)
 Had 300+ yards rushing in three consecutive games at Alabama, 2007 (301)
 vs. Kentucky, 2007 (338)
 vs. North Texas, 2007 (446)
 Had 300+ yards rushing in four consecutive games vs. Troy, 2007 (350)
 at Alabama, 2007 (301)
 vs. Kentucky, 2007 (338)
 vs. North Texas, 2007 (446)
 Had 250+ yards rushing: vs. UAB 2024 (266)
 Had 200+ yards rushing: at Oklahoma State, 2024 (232)
 Had 200+ yards in consecutive games at Oklahoma State, (232), vs. UAB (266) 2024
 Had 70+ rushing attempts: at Kentucky, 2003 (71)
 Had 60+ rushing attempts: at Texas Tech, 2014 (68)
 Had 50+ rushing attempts: at Auburn, 2024 (55)
 Had 7+ rushing TDs: vs. Arkansas-Pine Bluff, 2024 (8)
 Had 6+ rushing TDs: vs. UT Martin, 2015 (6)
 Had 6+ rushing TDs in consecutive games vs. Nicholls, 2014 (6)
 at Texas Tech, 2014 (7)
 Had 5+ rushing TDs: vs. Kansas, 2022 (5)
 Had 5+ rushing TDs in consecutive games vs. Nicholls, 2014 (6)
 at Texas Tech, 2014 (7)
 Had 4+ rushing TDs: vs. Rice, 2021 (4) and vs. Texas, 2021 (4)
 Had 4+ rushing TDs in consecutive games vs. Rice, 2021 (4) and vs. Texas, 2021 (4)
 Had 3+ rushing TDs: vs. Western Carolina, 2023 (3)
 Had 3+ rushing TDs in consecutive games at Oklahoma State 2024 (3), vs. Arkansas-Pine Bluff, 2024 (8)
 Had 3+ rushing TDs in three straight games vs. Arkansas Pine Bluff, 2024 (4)
 at Oklahoma State, 2024 (3)
 vs. UAB, 2024 (4)
 Had 2+ players with 100 yards rushing: vs. Kansas, 2022 (Jefferson - 130, Dubinion - 112)
 Had 3+ players with 100 yards rushing: vs. North Texas, 2007 (McFadden - 138, Jones - 132, Barnett - 105)

PASSING

Had 500+ yards passing: vs. Texas A&M, 2011 (510)
 Had 400+ yards passing: at Oklahoma State, 2024 (416)
 Had 300+ yards passing: at BYU, 2022 (367)
 Had 200+ yards passing: vs. Tennessee, 2024 (297)
 Had 50+ pass attempts vs. San Jose State, 2019 (50)
 Had 40+ pass attempts: vs. Texas A&M, 2024 (41)
 Had 30+ pass attempts: vs. Tennessee, 2024 (30)
 Had 30+ pass completions: vs. Mississippi State, 2015 (30)
 Had 25+ pass completions: at Oklahoma State, 2024 (26)
 Had 20+ pass completions: vs. Tennessee, 2024 (21)
 Had fewer than 10 pass completions vs. Texas A&M, 2021 (9)
 Had 7+ passing TDs: vs. Mississippi State, 2015 (7)
 Had 6+ passing TDs: vs. Mississippi State, 2015 (7)
 Had 5+ passing TDs: at BYU, 2022 (5)
 Had 4+ passing TDs: vs. Western Carolina, 2023 (4)
 Had 3+ passing TDs: vs. FIU, 2023 (3)
 Had 5+ passes intercepted vs. San Jose State, 2019 (5)
 Had 4+ passes intercepted: vs. San Jose State, 2019 (5)
 Had 3+ passes intercepted: vs. Georgia, 2020 (3)

RECEIVING

Had two players with 100 yards receiving: at Ole Miss, 2015 (Morgan - 122, Reed - 105)
 Had 10+ different receivers catch a pass vs. Arkansas-Pine Bluff, 2024 (14)
 Had 9+ different receivers catch a pass vs. BYU, 2023 (9)
 Had 8+ different receivers catch a pass LSU, 2024 (8)
 Had multiple players catch 7+ passes in a game vs. Mississippi State, 2015 (2)
 (Morgan - 7 & Henry - 7)

COMBINATION OFFENSE

Had one 300-yard passer and one 100-yard rusher in a game: at Oklahoma State, 2024
 (Taylen Green - 416 pass & Ja'Quinden Jackson - 149 rush)
 Had one 300-yard passer and one 200-yard rusher in a game: at Mississippi State, 2016
 (Allen - 303 pass & Williams III - 205 rush)
 Had one 100-yard receiver and one 100-yard rusher in a game: vs. UAB, 2024
 (Andrew Armstrong - 137 receiving & Ja'Quinden Jackson - 147 rush)
 Had one 100-yard receiver and two 100-yard rushers in a game: at Auburn, 2022
 (Matt Landers - 121 receiving & KJ Jefferson - 130 rush, Rashod Dubinion - 112 rush)
 Had one 100-yard receiver and one 100-yard rusher in consecutive games: vs. UAB, at Oklahoma St., 2024
 (Armstrong 164 & 137 receiving & Jackson 147 rush & 149 rush)
 Had one 200-yard rusher and one 100-yard receiver in a game: vs. South Carolina, 2006
 (McFadden - 219 rushing & Monk - 192 receiving)
 Had one 150-yard rusher and one 150-yard receiver in a game: at Missouri, 2020
 (Trelon Smith - 172 rushing & Treylon Burks - 206 receiving)
 Had four different receivers catch a touchdown pass: at Mississippi State, 2015
 (Sprinkle - 3, Henry - 2, Morgan - 1, Cornelius - 1)

Had two 100-yard rushers: vs. Kansas, 2022
 (KJ Jefferson - 130 & Rashod Dubinion - 112)
 Had two 100-yard rushers in consecutive games: at Texas Tech, 2014 (Collins - 145 & Williams - 212)
 vs. Nicholls, 2014 (Collins - 143 & Williams - 131)
 Had a 200-yard rusher and a 100-yard rusher in a game: at Mississippi State, 2015
 (Williams III - 205 & Whaley - 112)
 Had two 150-yard rushers in a game: vs. South Carolina, 2007
 (McFadden - 321 & Jones - 166)
 Had three 100-yard rushers in a game: vs. North Texas, 2007
 (McFadden - 138, Jones - 132 & Barnett - 105)
 Had two 100-yard receivers in a game: at Ole Miss, 2015
 (Morgan - 122 & Reed - 105)

TOTAL OFFENSE

Had 700+ yards total offense vs. North Texas, 2007 (713)
 Had 600+ yards total offense at Oklahoma State, 2024 (648)
 Had 550+ yards total offense at Oklahoma State, 2024 (648)
 Had 500+ yards total offense at Oklahoma State, 2024 (648)
 Had 400+ yards total offense vs. Tennessee, 2024 (434)
 Had 500+ yards total offense in consecutive games vs. Arkansas-Pine Bluff, 2024 (687)
 at Oklahoma State, 2024 (648)
 Had 85+ plays total offense at Oklahoma State, 2024 (93)
 Had 80+ plays total offense at Auburn, 2024 (83)
 Had 75+ plays total offense at Auburn, 2024 (83)

SCORING

Scored 70+ points vs. Arkansas-Pine Bluff, 2024 (70)
 Scored 60+ points vs. UT Martin, 2015 (63)
 Scored 50+ points vs. UAB, 2024 (56)
 vs. Western Carolina, 2023 (56)
 Scored 40+ points vs. FIU, 2023 (44)
 Scored 30+ points vs. UAB, 2024 (37)
 Scored 40+ points in three consecutive games vs. Auburn, 2015 (54)
 vs. UT Martin, 2015 (63)
 at Ole Miss, 2015 (53)
 Scored 30+ points in five consecutive games vs. Auburn, 2015 (54)
 vs. UT Martin, 2015 (63)
 at Ole Miss, 2015 (53)
 at LSU, 2015 (31)
 vs. Mississippi State, 2015 (50)
 Scored 40+ points in a half vs. UAPB, 2021 (1st half - 45)
 Scored 30+ points in a half vs. Western Carolina, 2023 (1st half - 35)
 Scored 35+ points in a quarter vs. Nicholls, 2014 (1st - 35)
 Scored 28+ points in a quarter vs. Arkansas-Pine Bluff, 2024 (1st - 28)
 Scored 50+ points in consecutive games vs. Kansas, 2022 (55)
 vs. Western Carolina, 2023 (56)
 Scored 50+ points in three consecutive games vs. Auburn, 2015 (54)
 at Ole Miss, 2015 (53)
 vs. UT Martin, 2015 (63)
 Scored 50+ points in consecutive SEC games vs. Auburn, 2015 (54)
 at Ole Miss, 2015 (53)
 Both teams combined for 100+ points at Ole Miss, 2021 (L, 52-51)
 Allowed 60+ points at Florida, 2020 (63)
 Allowed 50+ points at Ole Miss, 2021 (52)
 Allowed 40+ points vs. Missouri, 2023 (48)
 Allowed 30+ points vs. LSU, 2024 (34)
 Was held scoreless at Georgia, 2021 (37-0)
 Was held scoreless at Donald W. Reynolds Razorback Stadium vs. Alabama, 2012 (52-0)
 Was held scoreless on the road at Georgia, 2021 (37-0)
 Was held scoreless at a neutral site vs. Ole Miss, 1959 (28-0)
 Won a game without a rushing TD at LSU, 2021
 Won a game without a passing TD vs. Tennessee, 2024
 Won a game in the last 25 seconds of regulation with a TD vs. Mississippi State, 2021
 Won a game in the last 25 seconds of regulation with a field goal at Ole Miss, 2017
 Held opponent scoreless vs. Arkansas-Pine Bluff, 2024 (70-0)
 Held opponent scoreless at Donald W. Reynolds Razorback Stadium vs. Tulsa, 2018 (23-0)
 Held opponent scoreless on the road at South Carolina, 2002 (23-0)
 Held opponent without a touchdown vs. Arkansas-Pine Bluff, 2024 (70-0)
 Held opponent without an offensive touchdown vs. Arkansas-Pine Bluff, 2024 (70-0)
 Held two opponents scoreless in one season vs. LSU, 2014 (17-0)
 vs. Ole Miss, 2014 (30-0)
 Held three opponents scoreless in one season vs. Tulsa, 1982 (38-0)
 vs. TCU, 1982 (35-0)
 vs. Texas A&M, 1982 (35-0)
 Held an opponent scoreless in consecutive games vs. LSU, 2014 (17-0)
 vs. Ole Miss, 2014 (30-0)
 Held an SEC opponent scoreless vs. Ole Miss, 2014 (30-0)
 Held an SEC opponent scoreless in consecutive games vs. LSU, 2014 (17-0)
 vs. Ole Miss, 2014 (30-0)
 Held two SEC opponents scoreless in one season vs. LSU, 2014 (17-0)
 vs. Ole Miss, 2014 (30-0)
 Scored on the first offensive play of the game vs. Nicholls, 2014 (Hatcher - 82-yard rush)
 Scored on the first offensive series of the game vs. Arkansas-Pine Bluff, 2024 (Ja'Quinden Jackson 8-yard rush)
 Scored a two-point conversion passing at Alabama, 2023 (KJ Jefferson to Andrew Armstrong)
 Scored a two-point conversion rushing vs. Liberty, 2022 (Raheim Sanders)
 Had three players with 2 TDs in a game vs. Eastern Michigan, 2009 (Green - 2, Davis - 2 & Adams - 2)

THE LAST TIME ARKANSAS . . .

DEFENSE

Held opponent to 10 or fewer first downs: . . . vs. Arkansas-Pine Bluff, 2024 (10)
 Held opponent to 0 or fewer yards rushing: . . . vs. Wisconsin, 2007 (-5)
 Held opponent to 25 or fewer yards rushing: . . . vs. Arkansas-Pine Bluff, 2024 (7)
 Held opponent to 50 or fewer yards rushing: . . . vs. Kent State, 2023 (26)
 Held opponent to 50 or fewer yards passing: . . . vs. Vanderbilt, 2010 (36)
 Held opponent to 100 or fewer yards rushing: . . . at Oklahoma State, 2024 (59)
 Held opponent to 100 or fewer yards passing: . . . vs. Mississippi State, 2023 (85)
 Held opponent to 200 or fewer yards total offense: . . . vs. Arkansas-Pine Bluff, 2024 (130)
 Held opponent to 250 or fewer yards total offense: . . . vs. Mississippi State, 2023 (205)
 Held opponent to 300 or fewer yards total offense: . . . vs. BYU, 2023 (281)
 Intercepted 6+ passes: . . . vs. Ole Miss, 2020 (6)
 Intercepted 5+ passes: . . . vs. Ole Miss, 2020 (6)
 Intercepted 4+ passes: . . . vs. Western Carolina, 2023 (4)
 Intercepted 3+ passes: . . . vs. Western Carolina, 2023 (4)
 Forced 7+ turnovers: . . . vs. Ole Miss (7 - 6 INTs, 1 FUM)
 Forced 6+ turnovers: . . . vs. Ole Miss (7 - 6 INTs, 1 FUM)
 Forced 5+ turnovers: . . . at Auburn, 2024 (5 - 4 INTs, 1 FUM)
 Forced 4+ turnovers: . . . vs. Western Carolina (5 - 4 INTs, 1 FUM)
 Scored a safety: . . . vs. Liberty, 2022
 Scored a touchdown: . . . vs. FIU, 2023 (Alfahiyim Walcott-INT)
 Scored two touchdowns: . . . vs. Ole Miss, 2020 (Jalen Catalon-INT, Grant Morgan-INT)
 Recorded 8+ sacks: . . . vs. Missouri State, 2022 (8)
 Recorded 7+ sacks: . . . vs. Kent State, 2023 (7)
 Recorded 6+ sacks: . . . vs. Kent State, 2023 (7)
 Recorded 5+ sacks: . . . at Alabama, 2023 (5)
 Recorded 4+ sacks: . . . vs. Tennessee, 2024 (4)
 Had 3 players with 10+ tackles . . . vs. Missouri, 2021
 . . . Bumper Pool (13), Grant Morgan (10), Hayden Henry (10)
 Had 3 players with 10+ tackles in consecutive games . . . vs. Tennessee, 2020
 . . . Bumper Pool (14), Grant Morgan (12), Jalen Catalon (12)
 . . . vs. LSU, 2020
 . . . Grant Morgan (19), Jalen Catalon (16), Bumper Pool (11)
 Had 3 players with 2.0+ sacks . . . vs. Missouri State, 2022
 . . . Jordan Domineck (2.5), Drew Sanders (2.0), Zach Williams (2.0)

SPECIAL TEAMS

Returned a punt for a TD: . . . vs. BYU, 2023 (Sategna - 88 yards)
 Returned two punts for TDs: . . . vs. Missouri State, 2011 (Adams - 61 yards, 69 yards)
 Returned a blocked punt for a TD: . . . vs. Eastern Michigan, 2009 (Armbrust - 1 yard)
 Returned a kickoff for a TD: . . . vs. Auburn, 2017 (Warren - 100)
 Returned a game-opening kickoff for a TD: . . . vs. Northern Illinois, 2014 (Marshall - 97)
 Returned a season-opening kickoff for a TD: . . . vs. Missouri State, 2009 (D. Johnson - 91 yards)
 Returned a blocked FG for a TD: . . . at Mississippi State, 2004 (Brown - 76 yards)
 Blocked one punt: . . . vs. Liberty, 2022 (Quincey McAdoo)
 Punted 10+ times: . . . at Auburn, 2016 (10)
 Did not punt: . . . vs. UAB (2024)
 Had a punt blocked: . . . at Missouri, 2022 (Dameon Wilson)
 Scored on a fake punt . . . vs. Texas A&M, 2014 (Sam Irwin-Hill - 51 yard rush)
 Blocked a field goal . . . at Auburn, 2022 (Landon Jackson)
 Scored on a fake field goal . . . at Alabama, 2021 (Reid Bauer 32-yard pass to Blake Kern)
 Had a field goal blocked: . . . vs. LSU, 2020 (Jay Ward)
 Blocked a PAT kick: . . . vs. Eastern Illinois, 2018 (Bumper Pool)
 Missed a kicking PAT: . . . at Missouri, 2020 (A.J. Reed)
 Had a kicking PAT blocked: . . . at Missouri, 2020 (Chris Turner)
 Recovered an onside kick . . . vs. Alabama, 2022 (Jake Bates)

MISCELLANEOUS

Had 35+ first downs: . . . at Ole Miss, 2021 (39)
 Had 30+ first downs: . . . vs. Oklahoma State, 2024 (33)
 Had 25+ first downs: . . . vs. UAB, 2024 (29)
 Had 20+ first downs: . . . vs. Texas A&M, 2024 (22)
 Had 20+ passing first downs . . . vs. Tennessee, 2024 (23)
 Had 20+ rushing first downs . . . vs. South Carolina, 2022 (20)
 Had 15+ penalties: . . . vs. Air Force, 1975 (17)
 Had 10+ penalties: . . . vs. Texas A&M, 2024 (10)
 Had no penalties: . . . vs. Texas A&M, 2023
 Had 100+ yards in penalties: . . . vs. BYU, 2023 (125)
 Had 35 minutes+ of possession time: . . . vs. Tennessee, 2024 (35:28)
 Was involved in an overtime game: . . . at Oklahoma State, 2024 (2 OT: L, 39-31)
 Defeated a ranked opponent . . . vs. No. 4 Tennessee, 2022 (42-27)
 Defeated a ranked opponent on the road . . . at No. 16 Mississippi State, 2020 (21-14)
 Defeated ranked opponents in consecutive games . . . at No. 18 Ole Miss, 2015 (53-52, OT)
 . . . at No. 9 LSU, 2015 (31-14)
 Won game on final offensive play: . . . at Florida, 2023 (KJ Jefferson 4-yd pass to T. Broden)
 Zero sacks allowed in a game: . . . vs. Arkansas-Pine Bluff, 2024
 Zero sacks allowed in consecutive games: . . . vs. Toledo, 2015
 . . . vs. Texas Tech, 2015
 Zero sacks allowed in three consecutive games: . . . vs. UTEP, 2015
 . . . vs. Toledo, 2015
 . . . vs. Texas Tech, 2015
 Came back from 15+ points down to win: . . . vs. Missouri State, 2022 (down 17 - won 38-27)
 Recorded more points than plays: . . . vs. UT Martin, 2015 (63 points, 56 plays)

THE LAST TIME AN ARKANSAS PLAYER . . .

RUSHING

Rushed 40+ times: DeCori Birmingham at Kentucky, 2003 (40)
 Rushed 35+ times: Michael Smith at Kentucky, 2008 (35)
 Rushed 30+ times: Alex Collins vs. Missouri, 2015 (30)
 Rushed 25+ times: Trelon Smith at Missouri, 2020 (26)
 Rushed for 300+ yards: Darren McFadden vs. South Carolina, 2007 (321)
 Rushed for 250+ yards: Darren McFadden vs. South Carolina, 2007 (321)
 Rushed for 200+ yards: Raheim Sanders vs. Ole Miss, 2022 (232)
 Rushed for 175+ yards: Raheim Sanders vs. Ole Miss, 2022 (232)
 Rushed for 150+ yards: Raheim Sanders vs. Ole Miss, 2022 (232)
 Rushed for 125+ yards: Ja'Quinden Jackson vs. UAB, 2024 (147)
 Rushed for 100+ yards: Ja'Quinden Jackson vs. Arkansas-Pine-Bluff, 2024 (108)
 Rushed for 100+ yards as a true freshman in his first career game: Chase Hayden vs. Florida A&M, 2017 (120)
 Rushed for 100+ yards (quarterback): KJ Jefferson vs. Kansas, 2022 (130)
 Rushed for 150+ yards in consecutive games: Raheim Sanders at BYU, 2022 (175)
 at Auburn, 2022 (171)
 Rushed for 100+ yards in consecutive games: Ja'Quinden Jackson at Oklahoma State, 2024 (149)
 at Arkansas-Pine Bluff, 2024 (108)
 vs. UAB, 2024 (147)
 Rushed for 5+ touchdowns: Alex Collins vs. UT Martin, 2015 (5)
 Rushed for 4+ touchdowns: Rawleigh Williams III at Mississippi State, 2016 (4)
 Rushed for 3+ touchdowns: Ja'Quinden Jackson at Oklahoma State, 2024 (3)
 Rushed for 3+ touchdowns (quarterback): KJ Jefferson at Ole Miss, 2021 (3)
 Rushed for 2+ touchdowns: Taylen Green vs. UAB, 2024 (2)
 Had three players rush for touchdowns: Taylen Green (2), Ja'Quinden Jackson (1), Braylen Russell (1) vs. UAB, 2024
 Had four players rush for touchdowns: Sanders (2), Jefferson (1), Green (1), Dubinion (1) vs. S. Carolina, 2022
 Had 5+ players rush for touchdowns: J. Jackson (2), Green (1), Reed (1), Singleton (1), Russell (1), Hill (1), vs. UAPB, 2024
 Rushed for touchdown in five consecutive games: Ja'Quinden Jackson (UAPB, OSU, UAB, Auburn, TAMU), 2024
 Had a run of 80+ yards: Trelon Smith at Florida, 2020 (83)
 Had a run of 70+ yards: Raheim Sanders at Auburn, 2022 (76)
 Had a run of 60+ yards: Jacobly Criswell vs. Auburn, 2023 (60)
 Had a run of 50+ yards: Jacobly Criswell vs. Auburn, 2023 (60)
 Had 2 TD runs of 50+ yards: Rakeem Boyd vs. Western Kentucky, 2019 (86, 76)
 Had multiple players with a run of 50+ yards: Rawleigh Williams III (72) & Dewwah Whaley (50) at Mississippi State, 2016

PASSING

Passed for 500+ yards: Tyler Wilson vs. Texas A&M, 2011 (510)
 Passed for 450+ yards: Tyler Wilson vs. Texas A&M, 2011 (510)
 Passed for 400+ yards: Taylen Green at Oklahoma State, 2024 (416)
 Passed for 350+ yards: KJ Jefferson at BYU, 2022 (367)
 Passed for 300+ yards: KJ Jefferson at BYU, 2022 (367)
 Passed for 250+ yards: Taylen Green vs. Tennessee, 2024 (266)
 Passed for 200+ yards: Taylen Green vs. LSU, 2024 (240)
 Attempted 50+ passes: Taylen Green at Oklahoma State, 2024 (50)
 Attempted 45+ passes: Nick Starkel vs. San Jose State, 2024 (50)
 Attempted 35+ passes: Taylen Green vs. Texas A&M, 2024 (41)
 Attempted 30+ passes: Taylen Green vs. LSU, 2024 (31)
 Completed 25+ passes: Taylen Green at Oklahoma State, 2024 (26)
 Completed 20+ passes: Taylen Green vs. LSU, 2024 (21)
 Threw 7+ touchdown passes: Brandon Allen vs. Mississippi State, 2023 (7)
 Threw 6+ touchdown passes: Brandon Allen vs. Mississippi State, 2023 (7)
 Threw 5+ touchdown passes: KJ Jefferson at BYU, 2022 (5)
 Threw 4+ touchdown passes: KJ Jefferson at BYU, 2022 (5)
 Threw 3+ touchdown passes: KJ Jefferson vs. FIU, 2023 (3)
 Threw 2+ touchdown passes: Taylen Green vs. Arkansas-Pine Bluff, 2024 (2)
 Threw 2+ touchdown passes in consecutive games: KJ Jefferson at Ole Miss, 2023 (2)
 at Alabama, 2023 (2)
 Threw 5+ interceptions: Nick Starkel vs. San Jose State, 2019 (5)
 Threw 4+ interceptions: Nick Starkel vs. San Jose State, 2019 (5)
 Threw 3+ interceptions: Nick Starkel at Alabama, 2019 (3)
 Completed pass for 90+ yards: KJ Jefferson vs. Georgia Southern, 2021 (91)
 Completed pass for 80+ yards: KJ Jefferson vs. Texas A&M, 2021 (85)
 Completed pass for 70+ yards: Taylen Green vs. Texas A&M, 2024 (75)
 Completed pass for 60+ yards: KJ Jefferson vs. Western Carolina, 2023 (65)
 Completed pass for 50+ yards: Taylen Green at Auburn, 2024 (58)

RECEIVING

Caught 10+ passes: Andrew Armstrong at Oklahoma State, 2024 (10)
 Caught 9+ passes: Andrew Armstrong vs. Tennessee, 2024 (9)
 Caught 8+ passes: Andrew Armstrong vs. UAB, 2024 (8)
 Caught 7+ passes: Andrew Armstrong vs. LSU, 2024 (7)
 Caught 10+ passes in consecutive games: Cobi Hamilton vs. Tulsa, 2012 (11)
 vs. Ole Miss, 2012 (12)
 Had 300+ yards receiving: Cobi Hamilton vs. Rutgers, 2012 (303)
 Had 200+ yards receiving: Treylon Burks at Missouri, 2020 (206)
 Had 175+ yards receiving: Treylon Burks at Alabama, 2021 (179)
 Had 150+ yards receiving: Andrew Armstrong at Oklahoma State, 2024 (164)
 Had 100+ yards receiving: Andrew Armstrong vs. Tennessee, 2024 (132)
 Had 100+ yards receiving in consecutive games: Andrew Armstrong at Oklahoma State, 2024 (164)
 vs. UAB, 2024 (137)
 Had 100+ yards receiving (tight end): Luke Hasz at LSU, 2023 (116)
 Caught 3+ TD passes: Matt Landers at BYU, 2022 (3)
 Caught 2+ TD passes: Ty Washington at Ole Miss, 2023 (2)
 Caught 2+ TD passes (tight end): Ty Washington at Ole Miss, 2023 (2)
 2+ tight ends caught TD passes: Hunter Henry (2) & Jeremy Sprinkle (3) vs. Mississippi State, 2015

TOTAL OFFENSE

Had 450+ yards total offense: Taylen Green at Oklahoma State, 2024 (459)
 Had 400+ yards total offense: KJ Jefferson vs. Kansas, 2022 (417)
 Had 350+ yards total offense: KJ Jefferson vs. Kansas, 2022 (417)
 Had 300+ yards total offense: Taylen Green vs. Arkansas-Pine Bluff, 2024 (317)
 Had 100 yards both passing and rushing: KJ Jefferson vs. Kansas, 2022 (287 passing, 130 rushing)

SCORING

Accounted for 6+ touchdowns: KJ Jefferson at Ole Miss, 2021 (6)
 Accounted for 5+ touchdowns: KJ Jefferson at BYU, 2022 (5)
 Accounted for 4+ touchdowns: Taylen Green vs. Arkansas-Pine Bluff, 2024 (4)
 Accounted for 3+ touchdowns: Ja'Quinden Jackson at Oklahoma State, 2024 (3)
 Scored 4+ touchdowns: Rawleigh Williams III at Mississippi State, 2016 (5)
 Scored 3+ touchdowns: Ja'Quinden Jackson at Oklahoma State, 2024 (3)
 Scored 3+ touchdowns in a half: Ja'Quinden Jackson at Oklahoma State, 2024 (3)
 Scored 2+ touchdowns: Taylen Green vs. UAB, 2024 (2)
 Multiple players score 2+ touchdowns: Taylen Green (2), Ja'Quinden Jackson (2) vs. Arkansas-Pine Bluff, 2024

DEFENSE

Intercepted 3+ passes: Hudson Clark vs. Ole Miss, 2020 (3)
 Intercepted 2+ passes: TJ Metcalf at Auburn, 2024 (2)
 Intercepted passes in consecutive games: TJ Metcalf at Auburn, 2024 (2)
 vs. UAB, 2024 (1)
 Recovered 2+ fumbles: Chevin Calloway vs. Eastern Illinois, 2018 (2)
 Forced 2+ fumbles: Drew Sanders vs. South Carolina, 2022 (2)
 Recorded 5+ sacks: Wayne Martin vs. Ole Miss, 1988 (5.0)
 Recorded 3+ sacks: Landon Jackson at Alabama, 2023 (3.5-24)
 Recorded 2+ sacks: Landon Jackson vs. Texas A&M, 2024 (2.0-19)
 Recorded 5+ tackles for loss: Jermaine Brooks vs. Auburn, 2001 (5-16)
 Recorded 3+ tackles for loss: Landon Jackson vs. Texas A&M, 2024 (3.0-25)
 Recorded 20+ tackles: Bumper Pool at Mississippi State, 2020 (20)
 Recorded 10+ tackles: Stephen Dix Jr. vs. UAB, 2024 (10)
 Recorded 10+ tackles in back-to-back games: Jaheim Thomas at Ole Miss, 2023 (11)
 at Alabama, 2023 (10)
 Recorded 10+ tackles in three straight games: Jaheim Thomas vs. Kent State, 2023 (12)
 vs. BYU, 2023 (10)
 at LSU, 2023 (13)
 Recorded 15+ tackles in back-to-back games: Grant Morgan (2020) at Florida (15)
 vs. LSU (19)
 Recorded 15+ tackles two+ times in one season: Grant Morgan (2020) at Mississippi State (15)
 vs. Ole Miss (19)
 at Florida (15)
 Returned an interception for a touchdown: Alfahiym Walcott (33) vs. FIU, 2023
 Returned a fumble for a touchdown: Jaylon Braxton (33) at Florida, 2023

SPECIAL TEAMS

Returned a Kickoff for a TD: De'Vion Warren vs. Auburn, 2017 (100 yards)
 Returned a Punt for a TD: Isaiah Sategna vs. BYU, 2023 (88 yards)
 Scored 10+ points kicking: Kyle Ramsey vs. UAB, 2024 (10)
 Made 5+ field goals: Kendall Trainor vs. Texas A&M, 1988 (5)
 Made 4+ field goals: Cam Little at Florida, 2023 (4)
 Made two field goals of 50+ yards: Cam Little vs. Texas A&M, 2023 (52, 50)
 Made one field goal of 50+ yards: Matthew Shipley vs. LSU, 2024 (51)
 Kicked a punt of 70+ yards: Max Fletcher vs. Auburn, 2023 (71)
 Kicked a punt of 60+ yards: Devin Bale vs. Tennessee, 2024 (66)
 Punted 10+ times: Toby Baker at Auburn, 2016 (10)
 Totaled 175+ kick return yards: DeCori Birmingham vs. Alabama, 2002 (197)
 Totaled 150+ kick return yards: Dennis Johnson at Texas, 2008 (150)
 Totaled 100+ kick return yards: Isaiah Sategna vs. FIU, 2023 (100)
 Totaled 100+ punt return yards: Bryce Stephens vs. Missouri State, 2022 (105)
 Totaled 50+ punt return yards: Isaiah Sategna vs. BYU, 2023 (95)

THE LAST TIME AN OPPONENT ...

RUSHING

Had 500+ yards rushing: at Auburn, 2016 (543)
 Had 400+ yards rushing: Ole Miss, 2022 (463)
 Had 300+ yards rushing: Auburn, 2023 (354)
 Had 200+ yards rushing: Missouri, 2023 (258)
 Had 70+ rushing attempts: at Mississippi State, 2010 (70)
 Had 60+ rushing attempts: Missouri, 2017 (60)
 Had 50+ rushing attempts: Auburn, 2023 (55)
 Had 7+ rushing TDs: at Auburn, 2016 (7)
 Had 6+ rushing TDs: Alabama, 2020 (6)
 Had 5+ rushing TDs: Alabama, 2022 (5)
 Had 4+ rushing TDs: Alabama, 2022 (5)

PASSING

Had 500+ yards passing: vs. Kansas, 2022 (544)
 Had 400+ yards passing: vs. Kansas, 2022 (544)
 Had 300+ yards passing: at Oklahoma State, 2024 (326)
 Had 200+ yards passing: LSU, 2024 (235)
 Had 60+ pass attempts: at Mississippi State, 2020 (60)
 Had 50+ pass attempts: vs. Kansas, 2022 (56)
 Had 40+ pass attempts: at Oklahoma State, 2024 (48)
 Had 30+ pass attempts: LSU, 2024 (35)
 Had 40+ pass completions: at Mississippi State, 2020 (43)
 Had 30+ pass completions: vs. Kansas, 2022 (37)
 Had 25+ pass completions: at Oklahoma State, 2024 (27)
 Had 20+ pass completions: LSU, 2024 (24)
 Had 6+ passing TDs: at Florida, 2020 (6)
 Had 5+ passing TDs: vs. Kansas, 2022 (5)
 Had 4+ passing TDs: at LSU, 2023 (4)
 Had 3+ passing TDs: vs. UAB, 2024 (3)

RECEIVING

Had two players with 100-yards receiving in a game: at LSU, 2023
 (Brian Thomas Jr. - 133, Malik Nabers - 130)
 Had 4+ players catch 5+ passes: at Missouri, 2020
 (Keke Chism - 6, B. Banister 6, Damon Hazelton - 5, Tauski Dove - 5)
 Had 3+ players catch 5+ passes: vs. Kansas, 2022
 (Luke Grimm - 10, Lawrence Arnold - 8, Mason Fairchild - 6)
 Had 10+ players catch a pass Western Carolina, 2023 (12)
 Had 8+ players catch a pass LSU, 2024 (9)

TOTAL OFFENSE

Had 700+ yards total offense: Ole Miss, 2022 (703)
 Had 650+ yards total offense: Ole Miss, 2022 (703)
 Had 600+ yards total offense: vs. Kansas, 2022 (603)
 Had 550+ yards total offense: vs. Kansas, 2022 (603)
 Had 500+ yards total offense: Auburn, 2023 (517)
 Had 400+ yards total offense: at Auburn, 2024 (431)
 Had 100+ plays total offense: at Missouri, 2017 (102)
 Had 90+ plays total offense: vs. Kansas, 2022 (90)
 Had 80+ plays total offense: vs. Kansas, 2022 (90)
 Had 75+ plays total offense: Auburn, 2023 (76)

SCORING

Scored 70+ points: at Southern California, 2005 (70)
 Scored 60+ points: at Florida, 2020 (63)
 Scored 50+ points: vs. Kansas, 2022 (53)
 Scored 40+ points: Missouri, 2023 (48)
 Scored 30+ points: vs. Kansas, 2022
 (Luke Grimm - 10, Lawrence Arnold - 8, Mason Fairchild - 6)
 Scored a two-point conversion rushing: at Alabama, 2021
 Scored a two-point conversion passing: LSU, 2024
 Failed on a two-point conversion attempt: vs. Kansas, 2022

TURNOVERS

Had 5+ fumbles: Eastern Illinois, 2018 (6, lost 5)
 Had 4+ fumbles lost: Eastern Illinois, 2018 (5)
 Had 3+ fumbles lost: Eastern Illinois, 2018 (5)
 Committed 7+ turnovers: Ole Miss, 2020 (7)
 Committed 6+ turnovers: Ole Miss, 2020 (7)
 Committed 5+ turnovers: at Auburn, 2024 (5)
 Intercepted 8+ Arkansas passes: at SMU, 1951 (8)
 Intercepted 7+ Arkansas passes: at SMU, 1951 (8)
 Intercepted 6+ Arkansas passes: North Texas, 2018 (6)
 Intercepted 5+ Arkansas passes: San Jose State, 2019 (5)
 Intercepted 4+ Arkansas passes: San Jose State, 2019 (5)
 Intercepted 3+ Arkansas passes: Georgia, 2020 (3)
 Returned an interception for a touchdown: at Oklahoma State, 2024
 Returned a fumble for a touchdown: Missouri, 2023

DEFENSE

Held Arkansas to 10 or fewer first downs: Auburn, 2023 (10)
 Recorded 9+ sacks: vs. Oklahoma, 2001 (9.0-55)
 Recorded 8+ sacks: Alabama, 2020 (8.0-49)
 Recorded 7+ sacks: vs. Texas A&M, 2023 (7.0-41)
 Recorded 6+ sacks: vs. Texas A&M, 2023 (7.0-41)
 Recorded 5+ sacks: Missouri, 2023 (5.0-53)
 Scored a safety Georgia, 2020
 Held Arkansas to 50 or fewer yards rushing: LSU, 2024 (38)
 Held Arkansas to 25 or fewer yards rushing: LSU, 2018 (16)
 Held Arkansas to 100 or fewer yards passing: Missouri, 2023 (98)
 Held Arkansas to 50 or fewer yards passing: South Carolina, 2013 (30)
 Held Arkansas to 300 or less yards total offense: Missouri, 2023 (225)
 Held Arkansas to 200 or less yards total offense: Mississippi State, 2023 (200)
 Held Arkansas to 100 or fewer yards both rushing & passing: Georgia, 2021 (Rush - 75, Pass - 87)

SPECIAL TEAMS

Returned a punt for a TD: Auburn, 2023
 Returned a kickoff for a TD: vs. Texas A&M, 2018
 Punted 10+ times: Georgia Southern, 2021 (10)
 Punted 10+ times in consecutive games North Texas, 2007 (10)
 Chattanooga, 2007 (12)
 Did not punt: Alabama, 2018
 Missed a kicking PAT: FIU, 2023
 Missed two kicking PATs: at LSU, 2017
 Blocked a field goal: LSU, 2020
 Blocked a punt: at Missouri, 2022

MISCELLANEOUS

Had 30+ first downs: Auburn, 2023 (32)
 Had 10+ penalties: LSU, 2024 (10)
 Had 100+ yards in penalties: UAB, 2024 (109)
 Had 35+ minutes of possession time: LSU, 2024 (38:53)
 Had 40+ minutes of possession time: LSU, 2020 (41:43)
 Had two 100-yard rushers and one 100-yard receiver: Ole Miss, 2022
 (Quinshon Judkins - 214 rushing, Zach Evans - 207 rushing & Malik Heath - 140 receiving)
 Had one 100-yard rusher and one 100-yard receiver: at Missouri, 2021
 (Brady Cook - 138 rushing & Dominic Lovett - 130 receiving)
 Had one 100-yard rusher and two 100-yard receivers: at Alabama, 2021
 (Brian Robinson Jr. - 122 rushing, Jameson Williams - 190 receiving & John Metchie - 173 receiving)

LAST TIME AN INDIVIDUAL OPPONENT . . .

INDIVIDUAL RUSHING

Rushed 40+ times: Tyler Badie (41), Missouri (2021)
 Rushed 35+ times: Tyler Badie (41), Missouri (2021)
 Rushed 30+ times: Tyler Badie (41), Missouri (2021)
 Rushed for 200+ yards: Cody Schrader (217), Missouri (2023)
 Rushed for 175+ yards: Cody Schrader (217), Missouri (2023)
 Rushed for 150+ yards: Cody Schrader (217), Missouri (2023)
 Rushed for 125+ yards: Dylan Sampson (138), Tennessee (2024)
 Rushed for 100+ yards: Caden Durham (101), LSU (2024)
 Rushed for 4+ touchdowns: Nick Fitzgerald (4), Mississippi State (2016)
 Rushed for 3+ touchdowns: Caden Durham (3), LSU (2024)
 Had a run of 80+ yards: Justin Tomlin (76), Georgia Southern (2021)
 Had a run of 70+ yards: Jahmyr Gibbs (76, 72), Jalen Milroe (77), Alabama (2022)
 Had a run of 60+ yards: Quinshon Judkins (60), Ole Miss (2022)
 Had a run of 50+ yards: Dylan Sampson (53), Tennessee (2024)

INDIVIDUAL PASSING

Passed for 500+ yards: Jalon Daniels (544), vs. Kansas (2022)
 Passed for 450+ yards: Jalon Daniels (544), vs. Kansas (2022)
 Passed for 400+ yards: Jalon Daniels (544), vs. Kansas (2022)
 Passed for 300+ yards: Alan Bowman (326), at Oklahoma State (2024)
 Attempted 60+ passes: Kolton Browning (67), Louisiana-Monroe (2012)
 Attempted 50+ passes: Jalon Daniels (55), vs. Kansas (2022)
 Attempted 40+ passes: Alan Bowman (48), at Oklahoma State (2024)
 Completed 40+ passes: K.J. Costello (43), at Mississippi State (2020)
 Completed 30+ passes: Jalon Daniels (37), vs. Kansas (2022)
 Completed 20+ passes: Garrett Nussmeier (23), LSU (2024)
 Threw 6+ touchdown passes: Kyle Trask (6), at Florida (2020)
 Threw 5+ touchdown passes: Jalon Daniels (5), vs. Kansas (2022)
 Threw 4+ touchdown passes: Jayden Daniels (4), at LSU (2023)
 Threw 3+ touchdown passes: Jacob Zeno (3), UAB (2024)
 Completed a pass for 90+ yards: Trevor Knight (92), Texas A&M (2016)
 Completed a pass for 80+ yards: Kellen Mond (81), Texas A&M (2017)
 Completed a pass for 70+ yards: Jalen Milroe (79), at Alabama (2023)
 Completed a pass for 60+ yards: Payton Thorne (68), at Auburn (2024)

INDIVIDUAL RECEIVING

Caught 15+ passes: Willie Goshu (17), Auburn (1995)
 Caught 10+ passes: Luke Grimm (10), vs. Kansas (2022)
 Caught 7+ passes: CJ Daniels (7), LSU (2024)
 Had 200+ yards receiving: Jamayel Smith (208), Mississippi State (2007)
 Had 150+ yards receiving: Luke Grimm (167), vs. Kansas (2022)
 Had 100+ yards receiving: Noah Thomas (109), vs. Texas A&M (2024)
 Caught 3+ TD passes: Jameson Williams (3), at Alabama (2021)
 Caught 2+ TD passes: KeAndre Lambert Smith (2), at Auburn (2024)

INDIVIDUAL TOTAL OFFENSE

Had 500+ yards total offense: Jalon Daniels (565; Pass - 544, Rush - 21), vs. Kansas (2022)
 Had 400+ yards total offense: Jalon Daniels (565; Pass - 544, Rush - 21), vs. Kansas (2022)
 Had 300+ yards total offense: Alan Bowman (333; Pass - 326, Rush-7), at Oklahoma State (2024)
 Had 100 yards both passing and rushing: Brady Cook (380; Pass - 242, Rush - 138), at Missouri (2022)

INDIVIDUAL SCORING

Accounted for 6+ touchdowns: Jalon Daniels vs. Kansas, 2022 (6)
 Accounted for 5+ touchdowns: Jalon Daniels vs. Kansas, 2022 (6)
 Accounted for 4+ touchdowns: Payton Thorne vs. Auburn, 2023 (4)
 Scored 4+ touchdowns: Peyton Barber vs. Auburn, 2015 (4)
 Scored 3+ touchdowns: Puka Nacua at BYU, 2022 (3)

INDIVIDUAL DEFENSE

Intercepted 3+ passes: Minkah Fitzpatrick (3), Alabama (2016)
 Intercepted 2+ passes: Richard LeCounte (2), Georgia (2020)
 Recorded 3+ sacks: Jalen McLeod (3.0), Auburn (2023)
 Recorded 2+ sacks: Nic Scourton (2.0), vs. Texas A&M (2024)
 Returned an interception for a TD: Kale Smith (73 yards), at Oklahoma State (2024)

SPECIAL TEAMS

Kicked 5+ field goals: Harrison Mevis (5-5), at Missouri (2020)
 Kicked 4+ field goals: Damian Ramos (4-4), LSU (2024)
 Returned a punt for a TD: Keionte Scott (74), Auburn (2023)
 Returned a kick for a TD: Jashaun Corbin (100), vs. Texas A&M (2018)

GAME 8: MISSISSIPPI STATE

ARKANSAS BIG PLAYS FROM SCRIMMAGE

Opponent	Rushing					Passing				
	10-19	20-29	30-39	40-49	50+	15-19	20-29	30-39	40-49	50+
UAPB	3	0	2	1	0	6	5	1	0	0
at Oklahoma State	9	2	1	0	0	7	1	4	1	0
UAB	11	2	0	0	0	3	2	0	0	0
at Auburn	6	1	0	0	0	2	0	0	0	1
vs. Texas A&M	3	2	0	0	0	4	2	0	0	1
Tennessee	2	2	0	0	0	5	4	1	0	0
LSU	1	0	0	0	0	2	3	0	0	0
at Mississippi State										
Ole Miss										
Texas										
Louisiana Tech										
at Missouri										
Totals	35	9	3	1	0	29	17	6	1	2

OPPONENT BIG PLAYS FROM SCRIMMAGE

Opponent	Rushing					Passing				
	10-19	20-29	30-39	40-49	50+	15-19	20-29	30-39	40-49	50+
UAPB	1	0	0	0	0	4	1	0	0	0
at Oklahoma State	1	0	0	0	0	4	0	1	0	1
UAB	2	0	0	0	0	1	3	1	0	0
at Auburn	1	1	1	0	0	2	1	0	0	2
vs. Texas A&M	2	1	1	0	0	0	2	0	0	1
Tennessee	1	0	0	0	1	2	0	0	1	0
LSU	2	1	0	0	0	1	1	0	0	0
at Mississippi State										
Ole Miss										
Texas										
Louisiana Tech										
at Missouri										
Totals	10	3	2	0	1	14	8	2	1	4

FIRST DOWN GAME LOG

Arkansas					Opponents				
Opponent	Rush	Pass	Penalty	Total	Opponent	Rush	Pass	Penalty	Total
UAPB	12	22	0	34	UAPB	3	6	1	10
at Oklahoma State	15	18	0	33	at Oklahoma State	2	15	4	21
UAB	18	6	5	29	UAB	5	14	3	22
at Auburn	14	5	2	21	at Auburn	5	12	0	17
vs. Texas A&M	8	11	3	21	vs. Texas A&M	8	6	3	17
Tennessee	9	14	2	23	Tennessee	6	8	2	16
LSU	3	12	0	15	LSU	6	14	5	25
at Mississippi State					at Mississippi State				
Ole Miss					Ole Miss				
Texas					Texas				
Louisiana Tech					Louisiana Tech				
at Missouri					at Missouri				
TOTAL	78	88	10	176	TOTAL	35	75	18	128

TURNOVER CHART

Opponent	Takeaways				Giveaways				
	Fumbles	Interceptions	Total	Pts Off	Fumbles	Interceptions	Total	Points Off	Margin
UAPB	0	0	0	0	0	0	0	0	--
at Oklahoma State	0	1	1	0	2	1	3	18	-2
UAB	0	1	1	0	0	1	1	7	0
at Auburn	1	4	5	10	0	2	2	0	+3
vs. Texas A&M	0	0	0	0	2	1	3	7	-3
Tennessee	0	0	0	0	0	0	0	0	--
LSU	0	0	0	0	2	1	3	11	-3
at Mississippi State									
Ole Miss									
Texas									
Louisiana Tech									
at Missouri									
TOTAL	1	6	7	10	6	6	12	43	-5

GAME 8: MISSISSIPPI STATE

DRIVE SUPERLATIVES

Longest Drive

By No. of Plays	Arkansas	16 (74 yards, 9:13) vs. Tennessee, FG
By No. of Yards	Arkansas	90 (10 plays, 3:35) vs. UAPB, TD
By Time of Possession	Arkansas	10:17 (12 plays, 86 yards) vs. UAPB, TD

Opponents

By No. of Plays	Opponents	15 plays 2x (66 yards, 7:27) vs. UAB, FG
By No. of Yards	Opponents	83 yards (12 plays, 6:33) vs. UAB, TD
By Time of Possession	Opponents	8:22 (13 plays, 80 yards) vs. LSU, TD

Shortest Drive

By No. of Plays	Arkansas	1 6x (10 yards, 0:10) vs. LSU, fumble
By No. of Yards	Arkansas	-6 (3 plays, 2:05) vs. Tennessee, punt
By Time of Possession	Arkansas	0:01 (1 play, -2yards) vs. Tennessee, end of half

Opponents

By No. of Plays	Opponents	1 3x (2 yards, 0:06) vs. LSU, TD
By No. of Yards	Opponents	-10 (4 plays, 1:22) at Auburn, downs
By Time of Possession	Opponents	0:06 (1 plays, 2 yards) vs. LSU, TD

Scoring Drive Breakdown

Yardage	ARKANSAS		OPPONENT	
	TD	FG	TD	FG
No drive	-	-	1	-
Neg. Yards	-	-	-	-
0-9	-	-	1	1
10-19	-	1	2	-
20-29	-	1	2	-
30-39	-	-	-	1
40-49	3	3	-	-
50-59	1	1	-	3
60-69	5	1	1	3
70-79	11	2	7	1
80-89	5	-	3	-
90-99	1	-	-	-
TOTALS	26	9	17	9

Game-Opening Drives

OPP	ARKANSAS			OPPONENTS		
	PTS	1STS	YDS	PTS	1STS	YDS
UAPB	7	3	66	0	0	-4
at Oklahoma St.	0	2	44	0	3	39
UAB	0	1	23	3	4	66
at Auburn	0	3	57	0	3	48
vs. Texas A&M	7	0	75	0	0	7
Tennessee	3	4	78	0	0	-5
LSU	0	2	52	7	6	76
at Miss. State						
Ole Miss						
Texas						
Louisiana Tech						
at Missouri						
TOTALS	17	15	395	10	16	227

Second Half-Opening Drives

OPP	ARKANSAS			OPPONENTS		
	PTS	1STS	YDS	PTS	1STS	YDS
UAPB	7	3	67	0	0	2
at Oklahoma St.	0	2	34	3	5	62
UAB	7	5	84	0	0	-4
at Auburn	0	0	-2	0	1	18
vs. Texas A&M	0	2	43	0	1	20
Tennessee	0	0	-6	7	2	75
LSU	3	3	42	0	2	27
at Miss. State						
Ole Miss						
Texas						
Louisiana Tech						
at Missouri						
TOTALS	17	15	268	10	11	192

Three & Out Drives

	ARKANSAS	OPPONENT
	THREE-&-OUTS/DRIVES	THREE-&-OUTS/DRIVES
UAPB	0/10 (0%)	4/11 (36.4%)
at Oklahoma State	1/15 (6.7%)	3/14 (21.4%)
UAB	0/10 (0%)	2/10 (20.0%)
at Auburn	2/13 (15.4%)	2/13 (15.4%)
vs. Texas A&M	4/13 (30.8%)	5/14 (35.7%)
Tennessee	3/11 (27.3%)	3/11 (27.3%)
LSU	1/10 (10.0%)	0/10 (0%)
at Mississippi State	(0%)	(0%)
Ole Miss	(0%)	(0%)
Texas	(0%)	(0%)
Louisiana Tech	(0%)	(0%)
at Missouri	(0%)	(0%)
TOTALS	11/82 (13.4%)	19/83 (22.9%)

GAME 8: MISSISSIPPI STATE

ARKANSAS DRIVE CHARTS

UAPB

Qtr.	Time	Start	Pl-Yds	TOP	Result
1st	14:54	ARK34	8-66	02:46	*TOUCHDOWN
1st	10:37	UAPB40	5-40	02:21	*TOUCHDOWN
1st	06:14	ARK40	3-60	01:11	*TOUCHDOWN
1st	03:17	UAPB40	7-40	02:05	*TOUCHDOWN
2nd	15:00	ARK35	6-65	02:54	*TOUCHDOWN
2nd	08:46	ARK19	6-81	03:09	*TOUCHDOWN
2nd	01:42	ARK23	7-77	01:33	*TOUCHDOWN
3rd	08:31	ARK33	6-67	02:18	*TOUCHDOWN
3rd	03:31	ARK14	12-86	10:17	*TOUCHDOWN
4th	04:11	ARK10	10-90	03:35	*TOUCHDOWN

at Oklahoma State

Qtr.	Time	Start	Pl-Yds	TOP	Result
1st	12:08	ARK20	5-39	02:39	punt
1st	08:46	OSU45	6-45	02:54	*TOUCHDOWN
1st	04:43	ARK17	8-83	03:12	*TOUCHDOWN
2nd	14:50	ARK16	11-55	06:00	interception
2nd	08:50	ARK25	7-75	03:45	*TOUCHDOWN
2nd	03:29	ARK30	3(-1)	00:42	punt
2nd	01:38	ARK35	4-45	01:38	end of half
3rd	14:55	ARK16	7-34	03:05	punt
3rd	06:45	ARK25	6-24	03:20	fumble
3rd	00:39	ARK25	11-51	03:55	missed fg
4th	09:37	ARK35	6-45	02:52	downs
4th	05:13	ARK25	3-75	01:12	*TOUCHDOWN
4th	00:55	ARK25	8-48	00:55	*FIELD GOAL
OT1	0:00	OSU25	6(-3)	00:00	missed fg
OT2	00:00	OSU25	5-18	00:00	downs

UAB

Qtr.	Time	Start	Pl-Yds	TOP	Result
1st	07:33	ARK25	3-23	00:53	interception
1st	06:01	UAB23	7-13	02:01	*FIELD GOAL
2nd	14:51	ARK25	12-75	05:34	*TOUCHDOWN
2nd	07:13	ARK31	6-69	02:25	*TOUCHDOWN
2nd	01:53	ARK25	6-42	00:50	*FIELD GOAL
3rd	14:56	ARK16	11-84	04:56	*TOUCHDOWN
3rd	07:41	ARK39	7-34	03:19	missed fg
3rd	01:33	ARK12	7-66	03:02	*FIELD GOAL
4th	06:55	ARK25	7-75	03:19	*TOUCHDOWN
4th	00:54	ARK31	2(-2)	00:54	end of half

at Auburn

Qtr.	Time	Start	Pl-Yds	TOP	Result
1st	15:00	ARK25	11-52	04:36	missed fg
1st	06:54	ARK19	15-81	07:05	*TOUCHDOWN
2nd	11:47	ARK10	6-11	02:51	punt
2nd	06:45	ARK25	7-25	03:22	downs
2nd	01:52	ARK20	3-6	00:55	punt
2nd	00:46	AUB27	1-0	00:11	interception
2nd	00:26	ARK08	1(-1)	00:26	end of half
3rd	12:20	AUB43	3(-2)	01:17	interception
3rd	10:11	ARK22	3-4	01:39	punt
3rd	05:44	ARK25	9-75	03:41	*TOUCHDOWN
3rd	00:05	AUB45	8-20	03:01	*FIELD GOAL
4th	09:50	ARK25	12-75	06:12	*TOUCHDOWN
4th	02:16	AUB23	6-3	01:20	downs

vs. Texas A&M

Qtr.	Time	Start	Pl-Yds	TOP	Result
1st	15:00	ARK25	3-75	01:11	*TOUCHDOWN
1st	12:30	ARK33	3-5	00:56	punt
1st	10:28	ARK25	10-75	05:38	*TOUCHDOWN
1st	02:38	ARK08	5-22	02:46	punt
2nd	09:48	ARK09	1-1	00:06	fumble
2nd	08:58	ARK25	3-0	00:25	punt
2nd	07:36	ARK15	3(-5)	01:35	punt
2nd	05:05	ARK07	9-41	03:34	interception
3rd	13:20	ARK20	10-43	04:14	downs
3rd	06:58	ARK10	3-7	01:23	punt
3rd	02:36	ARK15	10-58	04:12	*FIELD GOAL
4th	09:00	ARK25	7-32	03:25	punt
4th	02:44	ARK10	5-18	01:14	fumble

OPPONENT DRIVE CHARTS

UAPB

Qtr.	Time	Start	Pl-Yds	TOP	Result
1st	12:08	UAPB25	3(-4)	01:31	punt
1st	08:16	UAPB25	3(-1)	02:02	punt
1st	05:03	UAPB25	3-0	01:46	punt
1st	01:12	UAPB25	4-8	01:12	punt
2nd	12:06	UAPB25	7-28	03:20	punt
2nd	05:37	UAPB25	8-29	03:55	punt
2nd	00:04	UAPB22	1-4	00:04	end of half
3rd	15:00	UAPB25	3-2	06:29	punt
3rd	06:13	UAPB25	5-20	02:42	punt
4th	08:14	UAPB25	8-20	04:03	punt
4th	00:36	UAPB25	1-2	00:36	end of game

at Oklahoma State

Qtr.	Time	Start	Pl-Yds	TOP	Result
1st	15:00	OSU25	8-55	02:52	downs
1st	09:29	OSU01	3-2	00:43	punt
1st	05:52	OSU25	5-14	01:09	punt
2nd	01:31	OSU35	3-5	01:41	punt
2nd	04:58	OSU25	3-5	01:29	punt
2nd	02:47	OSU18	4-12	01:09	interception
2nd	11:50	OSU10	15-62	05:05	*FIELD GOAL
3rd	03:25	ARK49	8-31	02:46	*FIELD GOAL
3rd	11:44	OSU24	6-14	01:21	punt
3rd	10:23	ARK25	2-25	00:46	*TOUCHDOWN
4th	06:45	OSU20	5-80	01:32	*TOUCHDOWN
4th	04:01	OSU25	9-55	03:06	*FIELD GOAL
OT1	00:00	ARK25	4-1	00:00	missed fg
OT2	00:00	ARK25	3-25	00:00	*TOUCHDOWN

UAB

Qtr.	Time	Start	Pl-Yds	TOP	Result
1st	15:00	UAB25	15-66	07:27	*FIELD GOAL
1st	06:40	ARK15	2-15	00:35	*TOUCHDOWN
1st	04:00	UAB25	8-75	04:09	*TOUCHDOWN
2nd	09:10	UAB28	3(-3)	01:57	punt
2nd	04:48	UAB25	8-70	02:55	*FIELD GOAL
2nd	01:03	UAB25	3(-3)	01:03	end of half
3rd	10:00	UAB25	3(-4)	02:19	punt
3rd	04:22	UAB27	6-28	02:49	punt
4th	13:28	UAB17	12-83	06:33	*TOUCHDOWN
4th	03:36	UAB25	9-40	02:42	interception

at Auburn

Qtr.	Time	Start	Pl-Yds	TOP	Result
1st	10:24	AUB23	7-48	03:30	interception
2nd	14:40	AUB06	7-49	02:53	punt
2nd	08:56	AUB26	3-1	02:11	punt
2nd	03:23	ARK50	4-50	01:31	fumble
2nd	00:57	AUB30	2-0	00:11	interception
2nd	00:35	AUB48	2-25	00:09	interception
3rd	15:00	AUB25	7-18	02:40	downs
3rd	11:03	AUB27	3-2	00:52	punt
3rd	08:32	AUB23	6-77	02:48	*TOUCHDOWN
3rd	01:56	AUB27	4-20	01:51	interception
4th	11:57	AUB25	4-75	02:07	*TOUCHDOWN
4th	03:38	AUB33	4(-10)	01:22	downs
4th	00:56	AUB20	8-71	00:56	end of game

vs. Texas A&M

Qtr.	Time	Start	Pl-Yds	TOP	Result
1st	13:49	TAMU25	3-7	01:19	punt
1st	11:34	TAMU30	3-70	01:06	*TOUCHDOWN
1st	04:50	TAMU25	3-9	02:12	punt
2nd	14:52	TAMU20	9-37	05:04	punt
2nd	09:42	ARK10	2-10	00:44	*TOUCHDOWN
2nd	08:33	TAMU34	3-3	00:57	punt
2nd	06:01	TAMU46	3-3	00:56	punt
2nd	01:31	TAMU34	5-9	01:31	end of half
3rd	15:00	TAMU25	3-20	01:40	punt
3rd	09:06	TAMU37	4-17	02:08	punt
3rd	05:35	TAMU35	5-11	02:59	punt
4th	13:24	TAMU25	8-75	04:24	*TOUCHDOWN
4th	05:35	TAMU01	5-50	02:51	punt
4th	01:30	TAMU42	4-11	01:30	end of game

GAME 8: MISSISSIPPI STATE

ARKANSAS DRIVE CHARTS

Tennessee

Qtr.	Time	Start	Pl-Yds	TOP	Result
1st	15:00	ARK25	16-74	09:13	*FIELD GOAL
1st	03:28	ARK29	7-37	02:55	downs
2nd	12:15	ARK06	13-74	05:28	downs
2nd	04:58	ARK43	9-31	03:07	missed fg
2nd	00:01	ARK42	1-(-2)	00:01	end of half
3rd	12:33	ARK25	3-(-6)	02:05	punt
3rd	08:19	ARK25	8-75	03:41	*TOUCHDOWN
3rd	01:23	ARK20	10-78	04:15	*FIELD GOAL
4th	10:49	ARK28	3-7	01:10	punt
4th	05:36	ARK09	3-5	01:31	punt
4th	03:20	ARK41	4-59	02:03	*TOUCHDOWN

LSU

Qtr.	Time	Start	Pl-Yds	TOP	Result
1st	10:21	ARK25	8-52	4:00	missed fg
1st	00:38	ARK25	1-13	00:08	fumble
2nd	13:04	ARK25	9-75	04:39	*TOUCHDOWN
2nd	03:10	ARK25	8-26	02:01	punt
3rd	15:00	ARK25	11-42	05:03	*FIELD GOAL
3rd	05:02	ARK14	1-0	00:04	interception
3rd	04:52	ARK25	6-28	03:16	punt
4th	11:57	ARK25	3-(-3)	01:15	punt
4th	02:20	ARK25	1-10	00:10	fumble
4th	00:31	ARK26	4-24	00:31	end of game

OPPONENT DRIVE CHARTS

Tennessee

Qtr.	Time	Start	Pl-Yds	TOP	Result
1st	05:48	UT25	3-(-5)	02:20	punt
1st	00:33	UT34	8-29	03:18	punt
2nd	06:47	UT20	3-(-5)	01:49	punt
2nd	01:51	UT26	9-32	01:50	downs
3rd	15:00	UT25	7-75	02:27	*TOUCHDOWN
3rd	10:28	UT40	6-60	02:09	*TOUCHDOWN
3rd	04:33	UT25	5-30	03:10	punt
4th	12:08	UT25	5-10	01:19	punt
4th	09:39	UT20	8-29	04:03	punt
4th	04:05	UT20	3-1	00:45	punt
4th	01:17	UT25	7-59	01:17	downs

LSU

Qtr.	Time	Start	Pl-Yds	TOP	Result
1st	15:00	LSU25	8-75	04:39	*TOUCHDOWN
1st	06:21	LSU24	14-60	05:43	*FIELD GOAL
1st	00:30	ARK38	6-7	02:26	*FIELD GOAL
2nd	08:25	LSU25	11-59	05:15	*FIELD GOAL
2nd	01:09	LSU02	3-20	01:09	end of half
3rd	09:57	LSU25	7-27	04:55	punt
3rd	04:58	ARK02	1-2	00:06	*TOUCHDOWN
3rd	01:36	LSU20	8-50	04:39	*FIELD GOAL
4th	10:42	LSU20	14-80	08:22	*TOUCHDOWN
4th	02:10	ARK27	4-1	01:39	downs

RAZORBACKS BY POSITION

No.	Name	Ht.	Wt.	Cl.	Hometown (Previous School)
QB (5)					
3	Malachi Singleton	6-1	225	R-Fr.	Kennesaw, Ga. (North Cobb HS)
10	Taylen Green	6-6	230	R-Jr.	Lewisville, Texas (Lewisville HS/Boise State)
15	KJ Jackson	6-4	219	Fr.	Montgomery, Ala. (St. James School)
16	Blake Boda	6-4	216	R-Fr.	Daytona Beach, Fla. (Cocoa HS/Coastal Carolina)
19	Austin Ledbetter	6-1	206	R-Fr.	Bryant, Ark. (Bryant HS)

No.	Name	Ht.	Wt.	Cl.	Hometown (Previous School)
RB (9)					
0	Braylen Russell	6-1	253	Fr.	Benton, Ark. (Benton HS)
7	Rashod Dubinion	5-10	201	Jr.	Ellenwood, Ga. (Cedar Grove HS)
20	Rodney Hill	5-10	186	R-So.	Statesboro, Ga. (Bulloch Academy/Florida A&M)
21	Emmanuel Crawford	5-10	175	R-Fr.	Grove, Okla. (Grove HS)
22	Ja'Quinden Jackson	6-2	233	R-Sr.	Dallas, Texas (Duncanville HS/Utah)
24	JuJu Pope	6-0	213	Fr.	Pope, Miss. (South Panola HS)
26	Cade Fields	6-1	219	R-So.	Fayetteville, Ark. (Fayetteville HS/Ark. Tech)
28	Jezreel Bachert	6-1	216	R-So.	Big Sandy, Texas (Big Sandy HS)
29	Tyrell Reed Jr.	5-10	211	So.	Topeka, Kan. (Lawrence HS/Hutchinson CC)

No.	Name	Ht.	Wt.	Cl.	Hometown (Previous School)
WR (17)					
2	Andrew Armstrong	6-4	202	*R-Sr.	Dallas, Texas (Bishop Dunne HS/TAMUC)
4	Isaac TeSlaa	6-4	217	*Sr.	Hudsonville, Mich. (Unity Christian/Hillsdale)
5	Tyrone Broden	6-7	200	*R-Sr.	Detroit, Mich. (West Bloomfield HS/BGSU)
6	Isaiah Sategna	5-11	185	R-So.	Fayetteville, Ark. (Fayetteville HS)
11	Jordan Anthony	5-10	162	R-So.	Tylertown, Miss. (Tylertown HS/Texas A&M)
13	Rykar Acebo	6-4	200	R-So.	Jonesboro, Ark. (Jonesboro HS)
14	Bryce Stephens	6-0	189	R-Jr.	Oklahoma City, Okla. (John Marshall HS)
17	CJ Brown	6-1	193	Fr.	Bentonville, Ark. (Bentonville HS)
18	Krosse Johnson	5-10	185	Fr.	New Orleans, La. (Holy Cross School)
23	Zach Taylor	6-4	170	Fr.	Yoakum, Texas (Yoakum HS)
82	Monte Harrison	6-3	230	Fr.	Lee's Summit, Mo. (West HS)
83	Dazmin James	6-2	196	R-Fr.	Clayton, N.C. (Clayton HS)
85	Jace Petty	5-11	171	R-So.	Frisco, Texas (Frisco Independence HS)
86	Walker Catsavis	6-4	180	R-So.	Fort Smith, Ark. (Northside HS/Arkansas St.)
87	Kamron Bibby	6-2	187	R-So.	El Dorado, Ark. (El Dorado HS)
88	Davion Dozier	6-4	204	R-Fr.	Moody, Ala. (Moody HS)
89	Khafre Brown	6-0	203	*R-Sr.	Charlotte, N.C. (West Mecklenburg HS/USF)

No.	Name	Ht.	Wt.	Cl.	Hometown (Previous School)
TE (8)					
8	Ty Washington	6-4	249	R-So.	Leesburg, Ga. (Lee County HS)
9	Luke Hasz	6-3	241	So.	Bixby, Okla. (Bixby HS)
30	Var'keyes Gumms	6-3	245	R-Jr.	Houston, Texas (Dekaney HS/North Texas)
31	Spencer Henslee	6-5	248	R-Fr.	Humble, Texas (Atascocita HS)
41	Kyle Thompson (FB)	6-3	262	R-So.	Aledo, Texas (Aledo HS)
47	Maddox Lassiter	6-3	243	R-Fr.	Warren, Ark. (Warren HS)
80	Shamar Easter	6-5	228	R-Fr.	Ashdown, Ark. (Ashdown HS)
81	Andreas Paaske	6-6	265	Sr.	Copenhagen, Denmark (Søllerød Sr. Sport/E. Mich.)

No.	Name	Ht.	Wt.	Cl.	Hometown (Previous School)
OL (19)					
50	Kobe Branham	6-5	331	Fr.	Fort Smith, Ark. (Southside HS)
53	Ty'Kieast Crawford	6-5	324	*Sr.	Carthage, Texas (Carthage HS/Charlotte)
54	Keyshawn Blackstock	6-5	319	R-Jr.	Covington, Ga. (Newton HS/Michigan St.)
55	Fernando Carmona	6-5	322	R-Jr.	Las Vegas, Nev. (Las Vegas HS/San Jose St.)
56	Amaury Wiggins	6-3	306	R-Jr.	Pensacola, Fla. (Pine Forrest HS/Coffeyville CC)
57	Zuri Madison	6-3	314	Fr.	Lexington, Ky. (Douglass HS)
58	Tim Dawn	6-2	315	R-So.	Camden, Ark. (Camden Fairview HS/Baylor)
60	Jonas Nantze	6-5	291	Fr.	Springdale, Ark. (Shiloh Christian Academy)
62	Alex Johnson	6-3	289	Fr.	Little Rock, Ark. (Catholic HS)
63	Addison Nichols	6-5	329	R-So.	Norcross, Ga. (GAC School/Tennessee)
65	Aaron Smith	6-6	298	R-Fr.	Conway, Ark. (Conway HS)
67	Josh Street	6-6	316	R-Jr.	Bentonville, Ark. (Bentonville HS)
72	Joshua Braun	6-6	338	R-Sr.	Live Oak, Fla. (Suwanee HS/Florida)
73	Brooks Edmonson	6-4	313	R-So.	Bryant, Ark. (Bryant HS)
74	Luke Brown	6-6	315	R-Fr.	Paris, Tenn. (Paris HS)
75	Patrick Kutas	6-5	313	Jr.	Memphis, Tenn. (Christian Brothers HS)
76	E'Marion Harris	6-7	300	R-So.	Little Rock, Ark. (Joe T. Robinson HS)
78	Joe More	6-5	311	*R-Sr.	Franklin, Tenn. (Christ Pres. Academy/Syracuse)
79	Tommy Varhall	6-8	344	R-Jr.	Overland Park, Kan. (IMG Academy/Maryland)

RAZORBACKS BY POSITION

No.	Name	Ht.	Wt.	Cl.	Hometown (Previous School)
DB (23)					
1	Kee'yon Stewart	6-0	184	*R-Sr.	Houston, Texas (North Shore HS/TCU)
2	Selman Bridges	6-2	175	Fr.	Temple, Texas (Lake Belton HS)
3	Doneiko Slaughter	6-0	190	*Sr.	Roswell, Ga. (Roswell HS/Tennessee)
8	Jayden Johnson	6-2	205	Sr.	Cedartown, Ga. (Cedartown HS)
11	Jaylon Braxton	6-0	190	So.	Frisco, Texas (Lone Star HS)
13	Marquise Robinson	6-1	192	Sr.	Crosby, Miss. (Wilkinson County HS/S. Alabama)
15	Jaheim Singletary	6-2	187	R-So.	Jacksonville, Fla. (Riverside HS/Georgia)
16	Miguel Mitchell	6-1	222	Jr.	Oxford, Ala. (Oxford HS/Florida)
17	Hudson Clark	6-2	191	*R-Sr.	Dallas, Texas (Highland Park HS)
18	TJ Metcalf	6-1	200	So.	Birmingham, Ala. (Pinson Valley HS)
19	Dallas Young	6-0	196	R-Fr.	Gardendale, Ala. (Gardendale HS)
24	Tevis Metcalf	5-10	192	Fr.	Clay, Ala. (Clay-Chalkville HS)
25	Anthony Switzer	6-0	220	*R-Sr.	Marion, Ark. (Marion HS/Utah State)
26	Christian Ford	6-0	184	R-Fr.	McKinney, Texas (McKinney HS)
27	Ahkhari Johnson	5-11	186	Fr.	Texarkana, Texas (Pleasant Grove HS)
29	Jaden Allen	5-10	166	Fr.	Aledo, Texas (Aledo HS)
32	Landon Phipps	6-0	184	R-So.	Springdale, Ark. (Springdale HS)
33	Dylan Hasz	5-11	190	So.	Bixby, Okla. (Bixby HS)
34	Jabrae Shaw	5-10	190	R-Fr.	Pine Bluff, Ark. (Mills HS)
38	Anton Pierce	6-2	209	R-Fr.	Little Rock, Ark. (Mills HS)
39	Aidan McCowan	5-10	165	R-So.	Frisco, Texas (Frisco Independence HS)
47	Braylon Watson	6-2	200	R-So.	Malvern, Ark. (Malvern HS)
49	John Paul Pickens	6-0	186	R-So.	Jonesboro, Ark. (Jonesboro HS)

No.	Name	Ht.	Wt.	Cl.	Hometown (Previous School)
LB (15)					
7	Bradley Shaw	6-1	235	Fr.	Hoover, Ala. (Hoover HS)
10	Xavian Sorey Jr.	6-3	225	R-Jr.	Campbellton, Fla. (IMG Academy/Georgia)
14	Stephen Dix Jr.	6-1	234	R-Sr.	Orlando, Fla. (Dr. Phillips HS/Marshall)
20	Alex Sanford	6-1	225	So.	Oxford, Miss. (Oxford HS)
22	Brad Spence	6-2	238	So.	Houston, Texas (Klein Forest HS)
23	Carson Dean	6-4	234	R-Fr.	Frisco, Texas (Hebron HS)
28	Justin Logan	6-2	230	Fr.	Kennesaw, Ga. (Kell HS)
30	Larry Worth III	6-4	224	Jr.	Jacksonville, Fla. (Baldwin HS/Jacksonville St.)
35	Brooks Yurachek	6-1	225	R-Fr.	Fayetteville, Ark. (Fayetteville HS/Wake Forest)
42	Wyatt Simmons	6-1	224	Fr.	Searcy, Ark. (Harding Academy)
43	Brooks Both	6-0	232	R-Sr.	Harrison, Ark. (Harrison HS)
44	Kaden Henley	6-2	236	R-So.	Springdale, Ark. (Shiloh Christian Academy)
45	Preston Davis	5-11	221	Fr.	Little Rock, Ark. (LR Christian Academy)
48	Joseph Whitt	6-0	201	Fr.	Prosper, Texas (Prosper HS)
57	Mason Schueck	6-2	220	R-So.	Little Rock, Ark. (Pulaski Academy)

No.	Name	Ht.	Wt.	Cl.	Hometown (Previous School)
DL (16)					
0	Nico Davillier	6-4	271	Jr.	Maumelle, Ark. (Maumelle HS)
4	Anton Juncaj	6-3	272	*Sr.	Port Jervis, N.Y. (Minisink HS/Albany)
5	Cameron Ball	6-5	324	R-Jr.	Atlanta, Ga. (Tri-Cities HS)
6	Kavion Henderson	6-2	261	Fr.	Leeds, Ala. (Leeds HS)
9	Charlie Collins	6-5	261	Fr.	Pine Bluff, Ark. (Mills HS)
40	Landon Jackson	6-7	280	Sr.	Texarkana, Texas (Pleasant Grove HS/LSU)
50	Eric Gregory	6-4	320	*R-Sr.	Memphis, Tenn. (IMG Academy)
52	Donovan Whitten	6-3	248	R-Fr.	Arkadelphia, Ark. (Arkadelphia HS)
55	JJ Hollingsworth	6-3	264	R-So.	Greenland, Ark. (Greenland HS)
93	Keivie Rose	6-3	314	*R-Sr.	Henderson, Texas (Henderson HS/La. Tech)
94	Jon Hill	6-5	254	R-Jr.	Dumas, Ark. (Dumas HS)
95	Ian Geffrard	6-5	388	R-Fr.	Mableton, Ga. (Whitefield Academy)
96	Elijah Brown	6-3	376	So.	El Dorado, Ark. (Parkers Chapel HS)
97	Quincy Rhodes Jr.	6-6	280	So.	North Little Rock, Ark. (N. Little Rock HS)
98	Danny Saili	6-3	375	Jr.	Topeka, Kan. (Topeka HS/BYU)
99	Kaleb James	6-4	272	R-Fr.	Mansfield, Texas (Mansfield HS)

No.	Name	Ht.	Wt.	Cl.	Hometown (Previous School)
Specialists (8)					
30	Ashton Ngo (LS)	5-11	237	R-Jr.	Andover, Kan. (Andover HS/Hutchinson CC)
36	Matthew Shipley (K)	6-1	198	*Sr.	Liberty Hill, Texas (Liberty Hill HS/Hawai'i)
37	Devin Bale (P)	6-3	204	R-Jr.	La Jolla, Calif. (La Jolla HS/Northern Colorado)
39	Kyle Ramsey (K)	6-2	198	*R-Sr.	Missouri City, Texas (Ridgepoint HS/ACU)
45	Max Schmidly (LS)	6-3	211	R-Fr.	Charlotte, N.C. (Myers Park HS)
46	Charlie Von Der Meden (K)	6-0	180	Fr.	Tomball, Texas (Tomball HS)
90	Vito Calvaruso (K)	6-3	206	R-Sr.	Jefferson City, Mo. (Helias Catholic HS/Wisconsin)
95	Sam Dubwig (P)	6-3	231	Fr.	Cabot, Ark. (Cabot HS)

GAME 8: MISSISSIPPI STATE

ALPHABETICAL ROSTER

No.	Name	Pos.
13	Rykar Acebo	WR
29	Jaden Allen	DB
11	Jordan Anthony	WR
2	Andrew Armstrong	WR
28	Jezreel Bachert	RB
37	Devin Bale	P
5	Cameron Ball	DL
87	Kamron Bibby	WR
54	Keyshawn Blackstock	OL
16	Blake Boda	QB
43	Brooks Both	LB
50	Kobe Branham	OL
72	Joshua Braun	OL
11	Jaylon Braxton	DB
2	Selman Bridges	DB
5	Tyrone Broden	WR
17	CJ Brown	WR
96	Elijah Brown	DL
89	Khafre Brown	WR
74	Luke Brown	OL
90	Vito Calvaruso	K
55	Fernando Carmona	OL
86	Walker Catsavis	WR
17	Hudson Clark	DB
9	Charlie Collins	DL
21	Emmanuel Crawford	WR
53	Ty'Kieast Crawford	OL
0	Nico Davillier	DL
45	Preston Davis	LB
58	Tim Dawn	OL
23	Carson Dean	LB
14	Stephen Dix Jr.	LB
88	Davion Dozier	WR
7	Rashod Dubinion	RB
95	Sam Dubwig	P
80	Shamar Easter	TE
73	Brooks Edmonson	OL
26	Cade Fields	RB
26	Christian Ford	DB
95	Ian Geffrard	DL
10	Taylen Green	QB
50	Eric Gregory	DL
30	Var'Keyes Gumms	TE
76	E'Marion Harris	OL
82	Monte Harrison	WR
33	Dylan Hasz	DB
9	Luke Hasz	TE
6	Kavion Henderson	DL
44	Kaden Henley	LB
31	Spencer Henslee	TE
94	Jon Hill	DL
20	Rodney Hill	RB
55	JJ Hollingsworth	DL
22	Ja'Quinden Jackson	RB
15	KJ Jackson	QB
40	Landon Jackson	DL
83	Dazmin James	WR
99	Kaleb James	DL
27	Ahkhari Johnson	DB
62	Alex Johnson	OL
8	Jayden Johnson	DB
18	Krosse Johnson	WR
4	Anton Juncaj	DL
75	Patrick Kutas	OL
47	Maddox Lassiter	TE
19	Austin Ledbetter	QB
28	Justin Logan	LB
57	Zuri Madison	OL
39	Aidan McCowan	DB
24	Tevis Metcalf	DB
18	TJ Metcalf	DB
16	Miguel Mitchell	DB

NUMERICAL ROSTER

No.	Name	Pos.	Ht.	Wt.	Class	Exp.	Hometown (Previous School)
0	Nico Davillier	DL	6-4	271	Jr.	2L	Maumelle, Ark. (Maumelle HS)
0	Braylen Russell	RB	6-1	253	Fr.	HS	Benton, Ark. (Benton HS)
1	Kee'yon Stewart	DB	6-0	184	*R-Sr.	1L	Houston, Texas (North Shore HS/TCU)
2	Andrew Armstrong	WR	6-4	202	*R-Sr.	1L	Dallas, Texas (Bishop Dunne HS/TAMUC)
2	Selman Bridges	DB	6-2	175	Fr.	HS	Temple, Texas (Lake Belton HS)
3	Malachi Singleton	QB	6-1	225	R-Fr.	RS	Kennesaw, Ga. (North Cobb HS)
3	Doneiko Slaughter	DB	6-0	190	*Sr.	TR	Roswell, Ga. (Roswell HS/Tennessee)
4	Anton Juncaj	DL	6-3	272	*Sr.	TR	Port Jervis, N.Y. (Minisink HS/Albany)
4	Isaac TeSlaa	WR	6-4	217	*Sr.	1L	Hudsonville, Mich. (Unity Christian/Hillsdale)
5	Cameron Ball	DL	6-5	324	R-Jr.	2L	Atlanta, Ga. (Tri-Cities HS)
5	Tyrone Broden	WR	6-7	200	*R-Sr.	1L	Detroit, Mich. (West Bloomfield HS/BGSU)
6	Kavion Henderson	DL	6-2	261	Fr.	HS	Leeds, Ala. (Leeds HS)
6	Isaiah Sategna	WR	5-11	185	R-So.	1L	Fayetteville, Ark. (Fayetteville HS)
7	Rashod Dubinion	RB	5-10	201	Jr.	2L	Ellenwood, Ga. (Cedar Grove HS)
7	Bradley Shaw	LB	6-1	235	Fr.	HS	Hoover, Ala. (Hoover HS)
8	Jayden Johnson	DB	6-2	205	Sr.	3L	Cedartown, Ga. (Cedartown HS)
8	Ty Washington	TE	6-4	249	R-So.	1L	Leesburg, Ga. (Lee County HS)
9	Charlie Collins	DL	6-5	261	Fr.	HS	Pine Bluff, Ark. (Mills HS)
9	Luke Hasz	TE	6-3	241	So.	1L	Bixby, Okla. (Bixby HS)
10	Taylen Green	QB	6-6	230	R-Jr.	TR	Lewisville, Texas (Lewisville HS/Boise State)
10	Xavian Sorey Jr.	LB	6-3	225	R-Jr.	TR	Campbellton, Fla. (IMG Academy/Georgia)
11	Jordan Anthony	WR	5-10	162	R-So.	TR	Tylertown, Miss. (Tylertown HS/Texas A&M)
11	Jaylon Braxton	DB	6-0	190	So.	1L	Frisco, Texas (Lone Star HS)
13	Rykar Acebo	WR	6-4	200	R-So.	SO	Jonesboro, Ark. (Jonesboro HS)
13	Marquise Robinson	DB	6-1	192	Sr.	TR	Crosby, Miss. (Wilkinson County HS/S. Alabama)
14	Stephen Dix Jr.	LB	6-1	234	R-Sr.	TR	Orlando, Fla. (Dr. Phillips HS/Marshall)
14	Bryce Stephens	WR	6-0	189	R-Jr.	2L	Oklahoma City, Okla. (John Marshall HS)
15	KJ Jackson	QB	6-4	219	Fr.	HS	Montgomery, Ala. (St. James School)
15	Jaheim Singletary	DB	6-2	187	R-So.	1L	Jacksonville, Fla. (Riverside HS/Georgia)
16	Blake Boda	QB	6-4	216	R-Fr.	TR	Daytona Beach, Fla. (Cocoa HS/Coastal Carolina)
16	Miguel Mitchell	DB	6-1	222	Jr.	TR	Oxford, Ala. (Oxford HS/Florida)
17	CJ Brown	WR	6-1	193	Fr.	HS	Bentonville, Ark. (Bentonville HS)
17	Hudson Clark	DB	6-2	191	*R-Sr.	4L	Dallas, Texas (Highland Park HS)
18	Krosse Johnson	WR	5-10	185	Fr.	HS	New Orleans, La. (Holy Cross School)
18	TJ Metcalf	DB	6-1	200	So.	1L	Birmingham, Ala. (Pinson Valley HS)
19	Austin Ledbetter	QB	6-1	206	R-Fr.	HS	Bryant, Ark. (Bryant HS)
19	Dallas Young	DB	6-0	196	R-Fr.	RS	Gardendale, Ala. (Gardendale HS)
20	Rodney Hill	RB	5-10	186	R-So.	TR	Statesboro, Ga. (Bulloch Academy/Florida A&M)
20	Alex Sanford	LB	6-1	225	So.	1L	Oxford, Miss. (Oxford HS)
21	Emmanuel Crawford	RB	5-10	175	R-Fr.	RS	Grove, Okla. (Grove HS)
22	Ja'Quinden Jackson	RB	6-2	233	R-Sr.	TR	Dallas, Texas (Duncanville HS/Utah)
22	Brad Spence	LB	6-2	238	So.	1L	Houston, Texas (Klein Forest HS)
23	Carson Dean	LB	6-4	234	R-Fr.	RS	Frisco, Texas (Hebron HS)
23	Zach Taylor	WR	6-4	170	Fr.	HS	Yoakum, Texas (Yoakum HS)
24	Tevis Metcalf	DB	5-10	192	Fr.	HS	Clay, Ala. (Clay-Chalkville HS)
24	JuJu Pope	RB	6-0	213	Fr.	HS	Pope, Miss. (South Panola HS)
25	Anthony Switzer	DB	6-0	220	*R-Sr.	TR	Marion, Ark. (Marion HS/Utah State)
26	Cade Fields	RB	6-1	219	R-So.	TR	Fayetteville, Ark. (Fayetteville HS/Ark. Tech)
26	Christian Ford	DB	6-0	184	R-Fr.	RS	McKinney, Texas (McKinney HS)
27	Ahkhari Johnson	DB	5-11	186	Fr.	HS	Texarkana, Texas (Pleasant Grove HS)
28	Jezreel Bachert	RB	6-1	216	R-So.	SO	Big Sandy, Texas (Big Sandy HS)
28	Justin Logan	LB	6-2	230	Fr.	HS	Kennesaw, Ga. (Kell HS)
29	Jaden Allen	DB	5-10	166	Fr.	HS	Aledo, Texas (Aledo HS)
29	Tyrell Reed Jr.	RB	5-10	211	So.	TR	Topeka, Kan. (Lawrence HS/Hutchinson CC)
30	Var'keyes Gumms	TE	6-3	245	R-Jr.	1L	Houston, Texas (Dekaney HS/North Texas)
30	Ashton Ngo	LS	5-11	237	R-Jr.	RS	Andover, Kan. (Andover HS/Hutchinson CC)
30	Larry Worth III	LB	6-4	224	Jr.	TR	Jacksonville, Fla. (Baldwin HS/Jacksonville St.)
31	Spencer Henslee	TE	6-5	248	R-Fr.	HS	Humble, Texas (Atascocita HS)
32	Landon Phipps	DB	6-0	184	R-So.	SO	Springdale, Ark. (Springdale HS)
33	Dylan Hasz	DB	5-11	190	So.	1L	Bixby, Okla. (Bixby HS)
34	Jabrae Shaw	DB	5-10	190	R-Fr.	RS	Pine Bluff, Ark. (Mills HS)
35	Brooks Yurachek	LB	6-1	225	R-Fr.	TR	Fayetteville, Ark. (Fayetteville HS/Wake Forest)
36	Matthew Shipley	K	6-1	198	*Sr.	TR	Liberty Hill, Texas (Liberty Hill HS/Hawai'i)
37	Devin Bale	P	6-3	204	R-Jr.	RS	La Jolla, Calif. (La Jolla HS/Northern Colorado)
38	Anton Pierce	DB	6-2	209	R-Fr.	RS	Little Rock, Ark. (Mills HS)
39	Aidan McCowan	DB	5-10	165	R-So.	SO	Frisco, Texas (Frisco Independence HS)
39	Kyle Ramsey	K	6-2	198	*R-Sr.	TR	Missouri City, Texas (Ridgepoint HS/Abilene Christian)
40	Landon Jackson	DL	6-7	280	Sr.	2L	Texarkana, Texas (Pleasant Grove HS/LSU)
41	Kyle Thompson	FB	6-3	262	R-So.	1L	Aledo, Texas (Aledo HS)
42	Wyatt Simmons	LB	6-1	224	Fr.	HS	Searcy, Ark. (Harding Academy)
43	Brooks Both	LB	6-0	232	R-Sr.	2L	Harrison, Ark. (Harrison HS)
44	Kaden Henley	LB	6-2	236	R-So.	SO	Springdale, Ark. (Shiloh Christian Academy)

NUMERICAL ROSTER

No.	Name	Pos.	Ht.	Wt.	Class	Exp.	Hometown (Previous School)
45	Preston Davis	LB	5-11	221	Fr.	HS	Little Rock, Ark. (LR Christian Academy)
45	Max Schmidly	LS	6-3	211	R-Fr.	RS	Charlotte, N.C. (Myers Park HS)
46	Charlie Von Der Meden	K	6-0	180	Fr.	HS	Tomball, Texas (Tomball HS)
47	Maddox Lassiter	TE	6-3	243	R-Fr.	RS	Warren, Ark. (Warren HS)
47	Braylon Watson	DB	6-2	200	R-So.	SQ	Malvern, Ark. (Malvern HS)
48	Joseph Whitt	LB	6-0	201	Fr.	HS	Prosper, Texas (Prosper HS)
49	John Paul Pickens	DB	6-0	186	R-So.	SQ	Jonesboro, Ark. (Jonesboro HS)
50	Kobe Branham	OL	6-5	331	Fr.	HS	Fort Smith, Ark. (Southside HS)
50	Eric Gregory	DL	6-4	320	*R-Sr.	4L	Memphis, Tenn. (IMG Academy)
52	Donovan Whitten	DL	6-3	248	R-Fr.	RS	Arkadelphia, Ark. (Arkadelphia HS)
53	Ty'Kieast Crawford	OL	6-5	324	*Sr.	3L	Carthage, Texas (Carthage HS/Charlotte)
54	Keyshawn Blackstock	OL	6-5	319	R-Jr.	TR	Covington, Ga. (Newton HS/Michigan St.)
55	Fernando Carmona	OL	6-5	322	R-Jr.	TR	Las Vegas, Nev. (Las Vegas HS/San Jose St.)
55	JJ Hollingsworth	DL	6-3	264	R-So.	SQ	Greenland, Ark. (Greenland HS)
56	Amaury Wiggins	OL	6-3	306	R-Jr.	1L	Pensacola, Fla. (Pine Forrest HS/Coffeyville CC)
57	Zuri Madison	OL	6-3	314	Fr.	HS	Lexington, Ky. (Douglass HS)
57	Mason Schueck	LB	6-2	220	R-So.	SQ	Little Rock, Ark. (Pulaski Academy)
58	Tim Dawn	OL	6-2	315	R-So.	TR	Camden, Ark. (Camden Fairview HS/Baylor)
60	Jonas Nantze	OL	6-5	291	Fr.	HS	Springdale, Ark. (Shiloh Christian Academy)
62	Alex Johnson	OL	6-3	289	Fr.	HS	Little Rock, Ark. (Catholic HS)
63	Addison Nichols	OL	6-5	329	R-So.	TR	Norcross, Ga. (GAC School/Tennessee)
65	Aaron Smith	OL	6-6	298	R-Fr.	RS	Conway, Ark. (Conway HS)
67	Josh Street	OL	6-6	316	R-Jr.	2L	Bentonville, Ark. (Bentonville HS)
72	Joshua Braun	OL	6-6	338	R-Sr.	1L	Live Oak, Fla. (Suwanee HS/Florida)
73	Brooks Edmonson	OL	6-4	313	R-So.	1L	Bryant, Ark. (Bryant HS)
74	Luke Brown	OL	6-6	315	R-Fr.	RS	Paris, Tenn. (Paris HS)
75	Patrick Kutas	OL	6-5	313	Jr.	2L	Memphis, Tenn. (Christian Brothers HS)
76	E'Marion Harris	OL	6-7	300	R-So.	1L	Little Rock, Ark. (Joe T. Robinson HS)
78	Joe More	OL	6-5	311	*R-Sr.	TR	Franklin, Tenn. (Christ Pres. Academy/Syracuse)
79	Tommy Varhall	OL	6-8	344	R-Jr.	SQ	Overland Park, Kan. (IMG Academy/Maryland)
80	Shamar Easter	TE	6-5	228	R-Fr.	RS	Ashdown, Ark. (Ashdown HS)
81	Andreas Paaske	TE	6-6	265	Sr.	TR	Copenhagen, Denmark (Søllerød Sr. Sport/E. Mich.)
82	Monte Harrison	WR	6-3	230	Fr.	HS	Lee's Summit, Mo. (West HS)
83	Dazmin James	WR	6-2	196	R-Fr.	RS	Clayton, N.C. (Clayton HS)
85	Jace Petty	WR	5-11	171	R-So.	SQ	Frisco, Texas (Frisco Independence HS)
86	Walker Catsavis	WR	6-4	180	R-So.	TR	Fort Smith, Ark. (Northside HS/Arkansas St.)
87	Kamron Bibby	WR	6-2	187	R-So.	SQ	El Dorado, Ark. (El Dorado HS)
88	Davion Dozier	WR	6-4	204	R-Fr.	RS	Moody, Ala. (Moody HS)
89	Khafre Brown	WR	6-0	203	*R-Sr.	TR	Charlotte, N.C. (West Mecklenburg HS/USF)
90	Vito Calvaruso	K	6-3	206	R-Sr.	2L	Jefferson City, Mo. (Helias Catholic HS/Wisconsin)
93	Keivie Rose	DL	6-3	314	*R-Sr.	1L	Henderson, Texas (Henderson HS/La. Tech)
94	Jon Hill	DL	6-5	254	R-Jr.	1L	Dumas, Ark. (Dumas HS)
95	Sam Dubwig	P	6-3	231	Fr.	HS	Cabot, Ark. (Cabot HS)
95	Ian Geffrard	DL	6-5	388	R-Fr.	RS	Mableton, Ga. (Whitefield Academy)
96	Elijah Brown	DL	6-3	376	So.	HS	El Dorado, Ark. (Parkers Chapel HS)
97	Quincy Rhodes Jr.	DL	6-6	280	So.	1L	North Little Rock, Ark. (N. Little Rock HS)
98	Danny Saili	DL	6-3	375	Jr.	TR	Topeka, Kan. (Topeka HS/BYU)
99	Kaleb James	DL	6-4	272	R-Fr.	RS	Mansfield, Texas (Mansfield HS)

Roster by Class: Senior - 24 | Junior - 19 | Sophomore - 31 | Freshman - 45

FOOTBALL STAFF

Coaching Staff

Sam Pittman Head Coach	5th Season
Scott Fountain Asst. HC/Special Teams Coord.	5th Season
Bobby Petrino Offensive Coordinator	1st Season
Travis Williams Defensive Coordinator	2nd Season
Marcus Woodson co-Defensive Coordinator	2nd Season
Deke Adams Defensive Line	3rd Season
Ronnie Fouch Wide Receivers	1st Season
Eric Mateos Offensive Line	1st Season
Kolby Smith Running Backs	1st Season
Morgan Turner Tight Ends	2nd Season
Deron Wilson Secondary	2nd Season

Graduate Assistants

Trey Fitch Operations	2nd Season
Tyrone Hopper Defense	2nd Season
Will Kennedy Offense	3rd Season
Armani Linton Defense	1st Season
Cain White Special Teams	1st Season

Quality Control/Analyst

Ryan Bright Defense	1st Season
Miles Fishback Offense	1st Season
Sean Fogarty Offense	3rd Season
Kelvin Green Defense	3rd Season
Chris Norris Special Teams	1st Season
Jake Trump Defense	5th Season
Dylan Cruz Offense	1st Season

Support Staff

Patrick Doherty Football Chief of Staff	5th Season
Amanda Gilpin Football Operations	5th Season
Ben Sowders Strength & Conditioning	2nd Season
Dave Polanski Athletic Training	7th Season
Dalton Withrow Equipment	4th Season
Jovon Hubbard Player Personnel	2nd Season
Danny Wheeler Player Development	4th Season
Jacob Tepp Video	4th Season

ALPHABETICAL ROSTER

No.	Name	Pos.
78	Joe More	OL
60	Jonas Nantze	OL
63	Addison Nichols	OL
30	Ashton Ngo	LS
81	Andreas Paaske	TE
85	Jace Petty	WR
32	Landon Phipps	DB
49	John Paul Pickens	DB
38	Anton Pierce	DB
24	JuJu Pope	RB
39	Kyle Ramsey	K
29	Tyrell Reed Jr.	RB
97	Quincy Rhodes Jr.	DL
13	Marquise Robinson	DB
93	Keivie Rose	DL
0	Braylen Russell	RB
98	Danny Saili	DL
20	Alex Sanford	LB
6	Isaiah Sategna	WR
57	Mason Schueck	LB
45	Max Schmidly	LS
7	Bradley Shaw	LB
34	Jabrael Shaw	DB
36	Matthew Shipley	K
42	Wyatt Simmons	LB
15	Jaheim Singletary	DB
3	Malachi Singleton	QB
3	Doneiko Slaughter	DB
65	Aaron Smith	OL
10	Xavian Sorey Jr.	LB
22	Brad Spence	LB
14	Bryce Stephens	WR
1	Kee'yon Stewart	DB
67	Josh Street	OL
25	Anthony Switzer	DB
23	Zach Taylor	WR
4	Isaac TeSlaa	WR
41	Kyle Thompson	FB
79	Tommy Varhall	OL
46	Charlie Von Der Meden	K
8	Ty Washington	TE
47	Braylon Watson	DB
48	Joseph Whitt	LB
52	Donovan Whitten	DL
56	Amaury Wiggins	OL
30	Larry Worth III	LB
19	Dallas Young	DB
35	Brooks Yurachek	LB

PRONUNCIATIONS

Jezreel Bachert	jez-reel back-ert
Blake Boda	BO-duh
Khafre Brown	CHA-free
Ty'Kieast Crawford	ty-KEAST
Nico Davillier	dava-YAY
E'Marion Harris	eh-mary-ON
Monte Harrison	mon-TAY
Kavion Henderson	kay-VEE-on
Ian Geffrard	jeff-rard
Dylan Hasz	haz
Luke Hasz	haz
Ahkhari Johnson	ah-KAR-ee
Anton Juncaj	JUNE-kahj
Patrick Kutas	koo-tus
Zuri Madison	zur-EE
Tevis Metcalf	TEH-vis
Ashton Ngo	no
Andreas Paaske	on-DRAY-us POE-ska
Keivie Rose	kee-vee
Danny Saili	saw-EE-lee
Isaiah Sategna	suh-TANE-ya
Doneiko Slaughter	duh-NEE-ko
Xavian Sorey	x-ZAY-vian
Isaac TeSlaa	teh-SLAW

GAME 1 ||| UAPB

UAPB (0-1)..... 0
 Arkansas (1-0) 70

August 29, 2024 | Little Rock, Ark.
 War Memorial Stadium | Time: 6:30 | Attendance: 40,127
 TV: ESPN+ > Jay Alter (PBP), Rocky Boiman (Analyst)

SCORING SUMMARY

	1st	2nd	3rd	4th	Final
UAPB	0	0	0	0	0
Arkansas	28	21	7	14	70

*2nd half played with 10-min quarters

QTR. TEAM SCORING PLAY

- 1st ARK J. Jackson 8-yd rush (K. Ramsey kick), 8-66, 02:46
- 1st ARK T. Green 4-yd rush (K. Ramsey kick), 5-40, 02:21
- 1st ARK J. Jackson 46-yd rush (K. Ramsey kick), 3-60, 1:11
- 1st ARK R. Hill 4-yd rush (K. Ramsey kick), 7-40, 02:05
- 2nd ARK T. Broden 9-yd pass from T. Green (K. Ramsey kick), 6-65, 02:54
- 2nd ARK T. Washington 23-yd pass from T. Green (K. Ramsey kick), 6-81, 03:09
- 2nd ARK T. Green 36-yd rush (K. Ramsey kick), 6-81, 03:09
- 3rd ARK B. Russell 9-yd rush (K. Ramsey kick), 6-67, 02:18
- 4th ARK M. Singleton 4-yd rush (K. Ramsey kick), 12-86, 10:17
- 4th ARK T. Reed Jr. 4-yd rush (K. Ramsey kick), 10-90, 03:35

TEAM STATISTICS

	UAPB	ARKANSAS
FIRST DOWNS	10	34
RUSHES-YARDS (NET)	23-7	33-279
PASSING YDS (NET)	123	408
Passes Comp-Att-Int	11-23-0	28-37-0
TOTAL OFFENSE PLAYS-YARDS	46-130	70-687
Fumble Returns-Yards	0-0	0-0
Punt Returns-Yards	0-0	1-33
Kickoff Returns-Yards	1-10	1-30
Interception Returns-Yards	0-0	0-0
Punts (Number-Avg)	9-32.4	0-0
Fumbles-Lost	0-0	2-0
Penalties-Yards	5-35	6-48
Possession Time	27:45	32:15
Third-Down Conversions	1-10	9-9
Fourth-Down Conversions	0-0	0-0
Red-Zone Scores-Chances	0-0	7-7
Sacks By: Number-Yards	0-0	4-33



QB TAYLEN GREEN debuted in style, accounting for four touchdowns in his first game as a Razorback. The transfer from Boise State ran for two scores and threw two touchdowns all in the first half.

UAPB

RUSHING	Att.	Gain	Lost	Net	TD	Long	Avg.
Oshawn Ross	5	13	0	13	0	5	2.6
Johnnes Davis	6	13	7	6	0	11	1.0
BJ Curry	1	2	0	2	0	2	2.0
Za'Marion Webber	2	1	1	0	0	1	0.0
Mekhi Hagens	9	20	34	-14	0	9	-1.6
Totals:	23	49	42	7	0	11	0.3

PASSING

	Comp.	Att.	Int	Yds	TDs	Long	Sack
Mekhi Hagens	11	23	0	123	0	21	4

RECEIVING

	Targets	No.	Yds	YAC	TD	Long
Kristian Gammage	6	3	21	20	0	11
Aramoni Rhone	2	2	34	15	0	17
JaVonnie Gibson	5	2	32	9	0	17
Donovan Giles	2	1	21	11	0	21
Jaxson Isaac	1	1	9	6	0	9
Daemon Dawkins	3	1	3	8	0	3
Kevin English	2	1	3	0	0	3
Oshawn Ross	1	0	0	0	0	0
Jamal Browder	1	0	0	0	0	0
Totals:	23	11	123	69	0	21

PUNTING

	No.	Yds	Avg.	Long	I20	TB
Shea Yurkins	7	206	29.4	40	1	0
Jeremy Baker	2	86	43.0	45	2	0
Totals:	9	292	32.4	45	3	0

FIELD GOALS

	Made	Att.	Long	Kicks
--				

ARKANSAS

RUSHING	Att.	Gain	Lost	Net	TD	Long	Avg.
Ja'Quinden Jackson	8	101	0	101	2	46	12.6
Taylen Green	6	88	0	88	2	36	14.7
Tyrell Reed Jr.	5	28	0	28	1	10	5.6
Braylen Russell	3	23	0	23	1	11	7.7
Rodney Hill	4	16	1	15	1	6	3.8
Rashod Dubinion	3	15	0	15	0	7	5.0
Malachi Singleton	3	8	2	6	1	4	2.0
KJ Jackson	1	3	0	3	0	3	3.0
Totals:	33	282	3	279	8	46	8.5

PASSING

	Comp.	Att.	Int	Yds	TDs	Long	Sack
Taylen Green	16	23	0	229	2	34	0
Malachi Singleton	8	10	0	120	0	28	0
KJ Jackson	4	4	0	59	0	18	0
Totals:	28	37	0	408	2	34	0

RECEIVING

	Targets	No.	Yds	YAC	TD	Long
Isaac TeSlaa	4	3	53	16	0	28
Jordan Anthony	5	3	46	24	0	24
Luke Hasz	4	3	42	19	0	20
Tyrone Broden	7	3	35	2	1	18
Khafre Brown	2	2	42	14	0	25
Monte Harrison	2	2	29	11	0	18
Krosse Johnson	2	2	25	17	0	15
Ja'Quinden Jackson	2	2	20	12	0	14
Rodney Hill	2	2	16	14	0	10
Rashod Dubinion	2	2	14	14	0	11
Isaiah Sategna	1	1	34	6	0	34
Ty Washington	1	1	23	0	1	23
Shamar Easter	1	1	16	3	0	16
Davion Dozier	1	1	13	5	0	13
CJ Brown	1	0	0	0	0	0
Totals:	37	28	408	157	2	34

PUNTING

	No.	Yds	Avg.	Long	I20	TB
--						

FIELD GOALS

	Made	Att.	Long	Kicks
--				

GAME 2 ||| at OKLAHOMA STATE

RV/NR Arkansas (1-1).....31
 16/17 Oklahoma State (2-0).....39

Sept. 7, 2024 | Stillwater, Okla.
 Boone Pickens Stadium | Time: 11:00 | Attendance: 52,202
 TV: ABC > Dave Pasch (PBP), Dusty Dvoracek (Analyst), Taylor McGregor (Sideline)

SCORING SUMMARY

	1st	2nd	3rd	4th	OT1	OT2	Final
Arkansas	14	7	0	10	0	0	31
Oklahoma State	0	7	6	18	0	8	39

QTR. TEAM SCORING PLAY

- 1st ARK J.Jackson 5-yd rush (K.Ramsey kick), 6-45, 02:54
- 1st ARK J.Jackson 5-yd rush (K.Ramsey kick), 8-83, 03:12
- 2nd OSU K.Smith 73-yd interception return (L.Ward kick), 06:00
- 2nd ARK J.Jackson 11-yd rush (K.Ramsey kick), 7-75, 03:45
- 3rd OSU L.Ward 45-yd FG, 15-62, 05:05
- 3rd OSU L.Ward 35-yd FG, 8-31, 02:46
- 4th OSU B.Presley 7-yd pass from A.Bowman (D.Stribling pass from A.Bowman), 2-25, 00:46
- 4th OSU B.Presley 3-yd rush (L.Ward kick), 5-80, 01:32
- 4th ARK L.Hasz 43-yd pass from T.Green (K.Ramsey kick), 3-75, 01:12
- 4th OSU L.Ward 38-yd FG, 9-55, 03:06
- 4th ARK K.Ramsey 45-yd FG, 8-48, 00:55
- OT2 OSU O.Gordon II 12-yd rush (O.Gordon II pass from A.Bowman), 3-25

TEAM STATISTICS

	ARKANSAS	OKLAHOMA STATE
FIRST DOWNS	33	21
RUSHES-YARDS (NET)	47-232	26-59
PASSING YDS (NET)	416	326
Passes Comp-Att-Int.	26-46-1	27-48-1
TOTAL OFFENSE PLAYS-YARDS	93-648	74-385
Fumble Returns-Yards	0-0	0-0
Punt Returns-Yards	1-4	1-4
Kickoff Returns-Yards	1-16	1-23
Interception Returns-Yards	1-0	11-73
Punts (Number-Avg)	3-45.7	5-41.6
Fumbles-Lost	4-2	0-0
Penalties-Yards	7-71	6-60
Possession Time	36:14	23:46
Third-Down Conversions	11-19	5-16
Fourth-Down Conversions	0-2	1-2
Red-Zone Scores-Chances	3-6	6-7
Sacks By: Number-Yards	0-0	3-28



RB JA'QUINDEN JACKSON scored three first half touchdowns on his way to running for 149 yards - his second-consecutive 100-yard game to open the season - in Arkansas' first game against Oklahoma State since 1980.

ARKANSAS

RUSHING	Att.	Gain	Lost	Net	TD	Long	Avg.
Ja'Quinden Jackson	24	156	7	149	3	26	6.2
Taylen Green	18	104	43	61	0	31	3.4
Rodney Hill	4	20	1	19	0	12	4.8
Jordan Anthony	1	3	0	3	0	3	3.0
Totals:	47	283	51	232	3	31	4.9

PASSING

	Comp.	Att.	Int	Yds	TDs	Long	Sack
Taylen Green	26	45	1	416	1	43	3
TEAM	0	1	0	0	0	0	0
Totals:	26	46	1	416	1	43	3

RECEIVING

	Targets	No.	Yds	YAC	TD	Long
Andrew Armstrong	13	10	164	66	0	35
Isaiah Sategna	9	4	78	20	0	31
Tyrone Broden	8	4	66	20	0	18
Rodney Hill	4	3	9	10	0	9
Luke Hasz	4	2	46	22	1	43
Isaac TeSlaa	1	1	32	3	0	32
Ja'Quinden Jackson	2	2	21	18	0	13
Jordan Anthony	2	0	0	0	0	0
Ty Washington	1	0	0	0	0	0
Totals:	44	26	416	159	1	43

PUNTING

	No.	Yds	Avg.	Long	I20	TB
Devin Bale	3	137	45.7	57	3	0

FIELD GOALS

	Made	Att.	Long	Kicks
Kyle Ramsey	1	3	45	41x,45,46x

OKLAHOMA STATE

RUSHING	Att.	Gain	Lost	Net	TD	Long	Avg.
Ollie Gordon II	17	51	2	49	1	12	2.9
Alan Bowman	5	9	2	7	0	5	1.4
Brennan Presley	1	3	0	3	1	3	3.0
Sesi Vailahi	3	5	5	0	0	5	0.0
Totals:	26	68	9	59	2	12	2.3

PASSING

	Comp.	Att.	Int	Yds	TDs	Long	Sack
Alan Bowman	27	48	1	326	1	63	0

RECEIVING

	Targets	No.	Yds	YAC	TD	Long
Brennan Presley	19	9	91	45	1	36
Rashod Owens	8	5	64	17	0	19
De'Zhaun Stribling	9	4	38	8	0	19
Josh Ford	3	3	23	14	0	10
Ollie Gordon II	2	2	20	25	0	10
Jake Schultz	1	1	63	37	0	63
Talyn Shettron	3	1	11	4	0	11
Tyler Foster	2	1	9	9	0	9
Cale Cabbiness	1	1	7	0	0	7
Totals:	48	27	326	159	1	63

PUNTING

	No.	Yds	Avg.	Long	I20	TB
Hudson Kaak	3	122	40.7	44	1	0
Wes Pahl	2	86	43.0	44	1	0
Totals:	5	208	41.6	44	2	0

FIELD GOALS

	Made	Att.	Long	Kicks
Logan Ward	3	4	45	45,35,38,41x

GAME 3 ||| UAB

UAB (1-2)..... 27
 Arkansas (2-1)..... 37

Sept. 14, 2024 | Fayetteville, Ark.
 Donald W. Reynolds Razorback Stadium | Time: 3:15 | Attendance: 75,021
 TV: SECN > Dave Neal (PBP), Aaron Murray (Analyst), Ashley ShahAhmadi (Sideline)

SCORING SUMMARY

	1st	2nd	3rd	4th	Final
UAB	10	10	0	7	27
Arkansas	3	17	7	10	37

QTR. TEAM SCORING PLAY

- 1st UAB J.Delange 27-yd FG, 15-66, 07:27
- 1st UAB K.Shanks 15-yd pass from J.Zeno (J.Delange kick), 2-15, 00:35
- 1st ARK K.Ramsey 28-yd FG, 7-13, 02:01
- 2nd UAB A.Thomas 34-yd pass from J.Zeno (J.Delange kick), 8-75, 04:09
- 2nd ARK B.Russell 2-yd rush (K.Ramsey kick), 12-75, 05:34
- 2nd ARK T.Green 14-yd rush (K.Ramsey kick), 6-69, 02:25
- 2nd UAB J.Delange 23-yd FG, 8-70, 02:55
- 2nd ARK K.Ramsey 51-yd FG, 6-42, 00:50
- 3rd ARK J.Jackson 16-yd rush (K.Ramsey kick), 11-84, 04:56
- 4th ARK K.Ramsey 40-yd FG, 7-66, 03:02
- 4th UAB D.Payne 21-yd pass from J.Zeno (J.Delange kick), 12-83, 06:33
- 4th ARK T.Green 9-yd rush (K.Ramsey kick), 7-75, 03:19

TEAM STATISTICS

	UAB	ARKANSAS
FIRST DOWNS	22	29
RUSHES-YARDS (NET)	35-119	38-266
PASSING YDS (NET)	235	161
Passes Comp-Att-Int	23-32-1	11-26-1
TOTAL OFFENSE PLAYS-YARDS	67-354	64-427
Fumble Returns-Yards	0-0	0-0
Punt Returns-Yards	0-0	1-0
Kickoff Returns-Yards	2-43	2-32
Interception Returns-Yards	1-40	1-23
Punts (Number-Avg)	3-39.0	0-0.0
Fumbles-Lost	1-0	1-0
Penalties-Yards	10-109	6-65
Possession Time	32:39	27:21
Third-Down Conversions	5-15	7-12
Fourth-Down Conversions	3-3	1-1
Red-Zone Scores-Chances	3-3	5-6
Sacks By: Number-Yards	3-13	1-7



DB TJ METCALF picked off his first career pass to seal the win over UAB late in the fourth quarter. Metcalf added seven tackles in the win.

UAB

RUSHING	Att.	Gain	Lost	Net	TD	Long	Avg.
Isaiah Jacobs	15	62	0	62	0	11	4.1
Lee Beebe Jr.	12	43	0	43	0	15	3.6
Jacob Zeno	7	16	7	9	0	6	1.3
Amare Thomas	1	5	0	5	0	5	5.0
Totals:	35	126	7	119	0	15	3.4

PASSING

	Comp.	Att.	Int	Yds	TDs	Long	Sack
Jacob Zeno	23	32	1	235	3	34	1

RECEIVING

	Targets	No.	Yds	YAC	TD	Long
Amare Thomas	8	5	56	32	1	34
Kam Shanks	5	5	31	29	1	15
Lee Beebe Jr.	6	4	49	50	0	29
Dallas Payne	5	3	33	20	1	21
Isaiah Jacobs	2	2	12	18	0	6
Brandon Hawkins Jr.	1	1	23	27	0	23
Bryce Damous	1	1	12	13	0	12
Terrell McDonald	1	1	10	10	0	10
Malachi Holt-Bennett	1	1	9	0	0	9
Ryan Peppins	1	0	0	0	0	0
Xavier Daisy	1	0	0	0	0	0
Totals:	32	23	235	199	3	34

PUNTING

	No.	Yds	Avg.	Long	I20	TB
Patrick Foley	3	117	39.0	44	1	0

FIELD GOALS

	Made	Att.	Long	Kicks
Jonah Delange	2	2	27	27,23

ARKANSAS

RUSHING	Att.	Gain	Lost	Net	TD	Long	Avg.
Ja'Quinden Jackson	15	149	2	147	1	28	9.8
Taylen Green	17	114	18	96	2	14	5.6
Rodney Hill	3	23	0	23	0	13	7.7
Braylen Russell	1	2	0	2	1	2	2.0
TEAM	2	0	2	-2	0	0	-1.0
Totals:	38	288	22	266	4	28	7.0

PASSING

	Comp.	Att.	Int	Yds	TDs	Long	Sack
Taylen Green	11	26	1	161	0	29	3

RECEIVING

	Targets	No.	Yds	YAC	TD	Long
Andrew Armstrong	13	8	137	42	0	29
Isaiah Sategna	3	2	16	13	0	8
Ja'Quinden Jackson	1	1	8	16	0	8
Tyrone Broden	6	0	0	0	0	0
Luke Hasz	1	0	0	0	0	0
CJ Brown	1	0	0	0	0	0
Rodney Hill	1	0	0	0	0	0
Totals:	26	11	161	71	0	29

PUNTING

	No.	Yds	Avg.	Long	I20	TB
--						

FIELD GOALS

	Made	Att.	Long	Kicks
Kyle Ramsey	3	4	51	28,51,45x,40

GAME 4 ||| at AUBURN

Arkansas (3-1, 1-0) 24
 Auburn (2-2, 0-1) 14

Sept. 21, 2024 | Auburn, Ala.

Jordan-Hare Stadium | Time: 2:30 | Attendance: 88,043

TV: ESPN > Mark Jones (PBP), Roddy Jones (Analyst), Quint Kessenich (Sideline)

SCORING SUMMARY

	1st	2nd	3rd	4th	Final
Arkansas	0	7	7	10	24
Auburn	0	0	7	7	14

QTR. TEAM SCORING PLAY

- 2nd ARK J.Jackson 1-yd rush (K.Ramsey kick), 15-81, 07:05
- 3rd AUB K.Lambert-Smith 10-yd pass from P.Thorne (T.McGough kick), 6-77, 02:48
- 3rd ARK I.Sategna 58-yd pass from T.Green (K.Ramsey kick), 9-75, 03:41
- 4th ARK K.Ramsey 43-yd FG, 8-20, 03:01
- 4th AUB K.Lambert-Smith 67-yd pass from P.Thorne (T.McGough kick), 4-75, 02:07
- 4th ARK J.Jackson 1-yd rush (K.Ramsey kick), 12-75, 06:12

TEAM STATISTICS

	ARKANSAS	AUBURN
FIRST DOWNS	21	17
RUSHES-YARDS (NET)	55-183	26-146
PASSING YDS (NET)	151	285
Passes Comp-Att-Int.	12-28-2	20-35-4
TOTAL OFFENSE PLAYS-YARDS	83-334	61-431
Fumble Returns-Yards	0-0	0-0
Punt Returns-Yards	0-0	2-1
Kickoff Returns-Yards	0-0	3-61
Interception Returns-Yards	4-31	2-33
Punts (Number-Avg)	3-49.7	3-44.0
Fumbles-Lost	1-0	1-1
Penalties-Yards	4-20	5-45
Possession Time	36:36	23:24
Third-Down Conversions	9-19	5-11
Fourth-Down Conversions	2-4	1-3
Red-Zone Scores-Chances	2-4	1-1
Sacks By: Number-Yards	2-10	3-27



DB TJ METCALF led a takeaway party in the win at Auburn as the defense recorded five takeaways with four interceptions and a forced fumble. Metcalf picked off two passes and forced a fumble.

ARKANSAS

RUSHING	Att.	Gain	Lost	Net	TD	Long	Avg.
Taylen Green	18	118	38	80	0	22	4.4
Ja'Quinden Jackson	22	80	5	75	2	10	3.4
Braylen Russell	9	22	0	22	0	14	2.4
Rodney Hill	3	14	0	14	0	7	4.7
Malachi Singleton	1	0	0	0	0	0	0.0
TEAM	2	0	8	-8	0	0	-4.0
Totals:	55	234	51	183	2	22	3.3

PASSING	Comp.	Att.	Int	Yds	TDs	Long	Sack
Taylen Green	12	27	2	151	1	58	3
Malachi Singleton	0	1	0	0	0	0	0
Totals:	12	28	2	151	1	58	3

RECEIVING	Targets	No.	Yds	YAC	TD	Long
Andrew Armstrong	10	5	47	11	0	18
Isaiah Sategna	3	3	85	19	1	58
Braylen Russell	1	1	7	1	0	7
Rodney Hill	2	1	7	3	0	7
Luke Hasz	2	1	3	3	0	3
Ty Washington	1	1	2	4	0	2
Tyrone Broden	3	0	0	0	0	0
Isaac TeSlaa	1	0	0	0	0	0
CJ Brown	1	0	0	0	0	0
Var'Keyes Gumms	1	0	0	0	0	0
Totals:	25	12	151	41	1	58

PUNTING	No.	Yds	Avg.	Long	I20	TB
Devin Bale	3	149	49.7	53	0	0

FIELD GOALS	Made	Att.	Long	Kicks
Kyle Ramsey	1	2	43	41x,43

AUBURN

RUSHING	Att.	Gain	Lost	Net	TD	Long	Avg.
Jarquez Hunter	12	67	0	67	0	24	5.6
Damari Alston	3	38	0	38	0	36	12.7
Hank Brown	2	12	0	12	0	9	6.0
Payton Thorne	5	20	10	10	0	12	2.0
Malcolm Simmons	2	8	0	8	0	5	4.0
Oscar Chapman	1	6	0	6	0	6	6.0
Jeremiah Cobb	1	5	0	5	0	5	5.0
Totals:	26	156	10	146	0	36	5.6

PASSING	Comp.	Att.	Int	Yds	TDs	Long	Sack
Payton Thorne	13	22	1	213	2	67	2
Hank Brown	7	13	3	72	0	25	0
Totals:	20	35	4	285	2	67	2

RECEIVING	Targets	No.	Yds	YAC	TD	Long
KeAndre Lambert-Smith	10	5	156	90	2	67
Malcolm Simmons	6	5	44	16	0	18
Rivaldo Fairweather	7	4	40	5	0	25
Cam Coleman	4	2	15	7	0	13
Robert Lewis	3	1	13	0	0	13
Camden Brown	1	1	11	1	0	11
Perry Thompson	1	1	9	10	0	9
Damari Alston	1	1	-3	0	0	0
Sam Jackson V	1	0	0	0	0	0
Jarquez Hunter	1	0	0	0	0	0
Totals:	35	20	285	129	2	67

PUNTING	No.	Yds	Avg.	Long	I20	TB
Oscar Chapman	3	132	44.0	49	1	0

FIELD GOALS	Made	Att.	Long	Kicks
--				

GAME 5 ||| vs. TEXAS A&M

RV/RV Arkansas (3-2, 1-1)17
 24/24 Texas A&M (4-1, 2-0).....21

Sept. 28, 2024 | Arlington, Texas
 AT&T Stadium | Time: 2:30 | Attendance: 60,928
 TV: ESPN > Dave Pasch (PBP), Dusty Dvoracek (Analyst), Taylor McGregor (Sideline)

SCORING SUMMARY

	1st	2nd	3rd	4th	Final
Arkansas	14	0	0	3	17
Texas A&M	7	7	0	7	21

QTR.	TEAM	SCORING PLAY
1st	ARK	I.TeSlaa 75-yd pass from T.Green (K.Ramsey kick), 3-75, 01:11
1st	A&M	N.Thomas 58-yd pass from M.Reed (R.Bond kick), 3-70, 01:06
1st	ARK	J.Jackson 8-yd rush (K.Ramsey kick), 10-75, 05:38
2nd	A&M	M.Reed 5-yd rush (R.Bond kick), 2-10, 00:44
4th	ARK	K.Ramsey 45-yd FG, 10-58, 04:12
4th	A&M	T.Watson 5-yd pass from M.Reed (R.Bond kick), 8-75, 04:24

TEAM STATISTICS

	ARKANSAS	TEXAS A&M
FIRST DOWNS	21	17
RUSHES-YARDS (NET)	100	134
PASSING YDS (NET)	279	163
Passes Comp-Att-Int	23-41-1	11-22-0
TOTAL OFFENSE PLAYS-YARDS	71-379	60-297
Fumble Returns-Yards	0-0	0-0
Punt Returns-Yards	0-0	1-6
Kickoff Returns-Yards	0-0	0-0
Interception Returns-Yards	0-0	1-0
Punts (Number-Avg)	6-43.8	9-43.1
Fumbles-Lost	4-2	0-0
Penalties-Yards	10-75	7-63
Possession Time	30:39	29:21
Third-Down Conversions	5-15	4-13
Fourth-Down Conversions	2-3	0-0
Red-Zone Scores-Chances	1-1	2-2
Sacks By: Number-Yards	3-26	3-19



WR ISAAC TESLAA caught five passes for 120 yards, including a 75-yard touchdown on the first possession of the game. The 100-yard game was TeSlaa's first as a Razorback and 10th of his career.

ARKANSAS

RUSHING

	Att.	Gain	Lost	Net	TD	Long	Avg.
Ja'Quinden Jackson	10	40	3	37	1	11	3.7
Devin Bale	2	25	5	20	0	25	10.0
Isaiah Sategna	1	15	0	15	0	15	15.0
Braylen Russell	3	15	0	15	0	7	5.0
Rodney Hill	1	7	0	7	0	7	7.0
Taylen Green	13	44	38	6	0	24	0.5
Totals:	30	146	46	100	1	25	3.3

PASSING

	Comp.	Att.	Int	Yds	TDs	Long	Sack
Taylen Green	23	41	1	279	1	75	3

RECEIVING

	Targets	No.	Yds	YAC	TD	Long
Andrew Armstrong	11	6	72	31	0	27
Isaiah Sategna	11	6	27	22	0	8
Isaac TeSlaa	6	5	120	72	1	75
Ja'Quinden Jackson	5	3	36	40	0	16
Tyrone Broden	4	1	15	0	0	15
Jordan Anthony	1	1	7	2	0	7
Luke Hasz	2	1	2	1	0	2
Ty Washington	1	0	0	0	0	0
Totals:	41	23	279	168	1	75

PUNTING

	No.	Yds	Avg.	Long	I20	TB
Devin Bale	6	263	43.8	54	1	0

FIELD GOALS

	Made	Att.	Long	Kicks
Kyle Ramsey	1	1	45	45

TEXAS A&M

RUSHING

	Att.	Gain	Lost	Net	TD	Long	Avg.
Le'Veon Moss	13	117	0	117	0	30	9.0
Amari Daniels	9	19	5	14	0	5	1.6
Marcel Reed	10	39	26	13	1	13	1.3
Terry Bussey	1	1	0	1	0	1	.0
EJ Smith	2	1	3	-2	0	1	-1.0
TEAM	2	0	3	-3	0	0	-1.5
Jabre Barber	1	0	6	-6	0	0	-6.0
Totals:	38	177	43	134	1	30	3.5

PASSING

	Comp.	Att.	Int	Yds	TDs	Long	Sack
Marcel Reed	11	22	0	163	2	58	3

RECEIVING

	Targets	No.	Yds	YAC	TD	Long
Noah Thomas	11	6	109	61	1	58
Jabre Barber	6	2	23	1	0	13
Cyrus Allen	2	1	22	6	0	22
Tre Watson	2	1	5	5	1	5
Moose Muhammad III	1	1	4	0	0	4
Totals:	22	11	163	73	2	58

PUNTING

	No.	Yds	Avg.	Long	I20	TB
Tyler White	9	388	43.1	58	7	1

FIELD GOALS

	Made	Att.	Long	Kicks
--				

GAME 6 ||| TENNESSEE

4/4 Tennessee (4-1, 1-1).....17
 Arkansas (4-2, 2-1).....17

Oct. 5, 2024 | Fayetteville, Ark.
 Donald W. Reynolds Razorback Stadium | Time: 6:30 | Attendance: 75,573
 TV: ABC > Chris Fowler (PBP), Kirk Herbstreit (Analyst), Holly Rowe (Sideline)

SCORING SUMMARY

	1st	2nd	3rd	4th	Final
Tennessee	0	0	14	0	14
Arkansas	3	0	7	9	19

QTR. TEAM SCORING PLAY

- 1st ARK K.Ramsey 20-yd FG, 16-74, 09:13
- 3rd UT D.Sampson 4-yd rush (M.Gilbert kick), 7-75, 02:27
- 3rd UT D.Sampson 4-yd rush (M.Gilbert kick), 6-60, 02:09
- 3rd ARK J.Jackson 2-yd rush (M.Shipley kick), 8-75, 03:41
- 4th ARK M.Shipley 23-yd FG, 10-78, 04:15
- 4th ARK M.Singleton 11-yd rush (I.Sategna pass from M.Singleton failed), 4-59, 02:03

TEAM STATISTICS

	TENNESSEE	ARKANSAS
FIRST DOWNS	16	23
RUSHES-YARDS (NET)	36-176	44-137
PASSING YDS (NET)	156	297
Passes Comp-Att-Int	16-28-0	21-30-0
TOTAL OFFENSE PLAYS-YARDS	64-332	74-434
Fumble Returns-Yards	0-0	0-0
Punt Returns-Yards	0-0	2-13
Kickoff Returns-Yards	1-24	0-0
Interception Returns-Yards	0-0	0-0
Punts (Number-Avg)	7-42.7	3-57.3
Fumbles-Lost	1-0	2-0
Penalties-Yards	10-60	6-45
Possession Time	24:31	35:28
Third-Down Conversions	7-16	6-15
Fourth-Down Conversions	0-2	1-3
Red-Zone Scores-Chances	2-3	4-5
Sacks By: Number-Yards	2-9	4-19



QB MALACHI SINGLETON scored the go-ahead touchdown with under two minutes remaining after engineering a 59-yard drive on the Hogs' final possession.

TENNESSEE

RUSHING	Att.	Gain	Lost	Net	TD	Long	Avg.
Dylan Sampson	22	140	0	140	2	53	6.4
DeSean Bishop	3	19	0	19	0	13	6.3
Nico Iamaleava	11	36	19	17	0	12	1.5
Totals:	36	195	19	176	2	53	4.9

PASSING	Comp.	Att.	Int	Yds	TDs	Long	Sack
Nico Iamaleava	16	28	0	156	0	42	4

RECEIVING	Targets	No.	Yds	YAC	TD	Long
Squirrel White	10	7	38	32	0	10
Miles Kitselman	4	2	24	7	0	17
Chris Brazzell II	6	2	21	1	0	15
Bru McCoy	2	2	9	1	0	5
Dont'e Thornton Jr.	2	1	42	0	0	42
Dylan Sampson	1	1	11	3	0	11
Chas Nimrod	3	1	11	0	0	11
Totals:	28	16	156	44	0	42

PUNTING	No.	Yds	Avg.	Long	I20	TB
Jackson Ross	7	299	42.7	51	2	1

FIELD GOALS	Made	Att.	Long	Kicks
--				

ARKANSAS

RUSHING	Att.	Gain	Lost	Net	TD	Long	Avg.
Braylen Russell	8	62	0	62	0	24	7.8
Ja'Quinden Jackson	20	61	4	57	1	22	2.8
Malachi Singleton	4	16	1	15	1	11	3.8
Rashod Dubinion	2	10	0	10	0	8	5.0
TEAM	1	0	2	-2	0	0	-2.0
Taylen Green	9	9	14	-5	0	4	-0.6
Totals:	44	158	21	137	2	24	3.1

PASSING	Comp.	Att.	Int	Yds	TDs	Long	Sack
Taylen Green	19	27	0	266	0	30	1
Malachi Singleton	2	3	0	31	0	18	1
Totals:	21	30	0	297	0	30	2

RECEIVING	Targets	No.	Yds	YAC	TD	Long
Andrew Armstrong	11	9	132	36	0	30
Isaiah Sategna	6	5	72	38	0	23
Ja'Quinden Jackson	4	2	33	38	0	26
Tyrone Broden	3	1	22	0	0	22
Rashod Dubinion	1	1	18	10	0	18
Luke Hasz	2	1	16	13	0	16
Jordan Anthony	1	1	4	1	0	4
Var'Keyes Gumms	1	1	0	0	0	0
Isaac TeSlaa	1	0	0	0	0	0
Totals:	30	21	297	136	0	30

PUNTING	No.	Yds	Avg.	Long	I20	TB
Devin Bale	3	172	57.3	66	0	1

FIELD GOALS	Made	Att.	Long	Kicks
Kyle Ramsey	1	2	20	20,44x
Matthew Shipley	1	1	23	23

GAME 7 ||| LSU

8/8 LSU (6-1, 3-0) 34
 RV/NR Arkansas (4-3, 2-2) 10

Oct. 19, 2024 | Fayetteville, Ark.
 Donald W. Reynolds Razorback Stadium | Time: 6:00 | Attendance: 75,893
 TV: ESPN > Mark Jones (PBP), Roddy Jones (Analyst), Quint Kessenich (Sideline)

SCORING SUMMARY

	1st	2nd	3rd	4th	Final
LSU	10	6	8	10	34
Arkansas	0	7	3	0	10

QTR. TEAM SCORING PLAY

- 1st LSU C.Durham 22-yd rush (D.Ramos kick), 8-75, 04:39
- 1st LSU D.Ramos 33-yd FG, 14-60, 05:43
- 2nd LSU D.Ramos 48-yd FG, 6-7, 02:26
- 2nd ARK A.Armstrong 25-yd pass from T.Green (M.Shipley kick), 9-75, 04:39
- 2nd LSU D.Ramos 33-yd FG, 11-59, 05:15
- 3rd ARK M.Shipley 51-yd FG, 11-42, 05:03
- 3rd LSU C.Durham 2-yd rush (T.Green pass from G.Nussmeier), 1-2, 00:06
- 4th LSU D.Ramos 47-yd FG, 8-50, 04:39
- 4th LSU C.Durham 1-yd rush (D.Ramos kick), 14-80, 08:22

TEAM STATISTICS

	LSU	ARKANSAS
FIRST DOWNS	25	15
RUSHES-YARDS (NET)	37-158	19-38
PASSING YDS (NET)	235	240
Passes Comp-Att-Int.	24-35-0	21-31-1
TOTAL OFFENSE PLAYS-YARDS	72-393	50-278
Fumble Returns-Yards	1-9	0-0
Punt Returns-Yards	1-0	0-0
Kickoff Returns-Yards	0-0	0-0
Interception Returns-Yards	1-5	0-0
Punts (Number-Avg)	1-34.0	3-50.7
Fumbles-Lost	0-0	2-2
Penalties-Yards	11-80	7-78
Possession Time	38:53	21:07
Third-Down Conversions	8-15	4-9
Fourth-Down Conversions	0-1	0-0
Red-Zone Scores-Chances	5-6	0-0
Sacks By: Number-Yards	3-24	0-0



WR ANDREW ARMSTRONG hauled in his first touchdown of the season and recorded his sixth straight game with five-plus receptions with seven catches for 94 yards.

LSU

RUSHING	Att.	Gain	Lost	Net	TD	Long	Avg.
Caden Durham	21	101	0	101	3	22	4.8
Kaleb Jackson	5	30	0	30	0	12	6.0
Josh Williams	5	18	0	18	0	8	3.6
Zavion Thomas	1	5	0	5	0	5	5.0
Garrett Nussmeier	2	5	0	5	0	5	2.5
Ju'Juan Johnson	2	4	3	1	0	4	0.5
TEAM	1	0	2	-2	0	0	-2.0
Totals:	37	163	5	158	3	22	4.3

PASSING	Comp.	Att.	Int	Yds	TDs	Long	Sack
Garrett Nussmeier	23	34	0	233	0	29	0
Rickie Collins	1	1	0	2	0	2	0
Totals:	24	35	0	235	0	29	0

RECEIVING	Targets	No.	Yds	YAC	TD	Long
CJ Daniels	10	7	86	31	0	29
Kyren Lacy	9	6	49	20	0	11
Aaron Anderson	5	3	36	23	0	18
Mason Taylor	4	3	25	17	0	13
Josh Williams	1	1	11	15	0	11
Zavion Thomas	1	1	11	6	0	11
Trey'Dez Green	3	1	8	4	0	8
Caden Durham	1	1	7	9	0	7
Ka'Morreun Pimpton	1	1	2	0	0	2
Totals:	35	24	235	125	0	29

PUNTING	No.	Yds	Avg.	Long	I20	TB
Blake Ochsendorf	1	34	34.0	34	1	0

FIELD GOALS	Made	Att.	Long	Kicks
Damian Ramos	4	4	48	33,48,33,47

ARKANSAS

RUSHING	Att.	Gain	Lost	Net	TD	Long	Avg.
Ja'Quinden Jackson	5	26	0	26	0	8	5.2
Rashod Dubinion	4	15	0	15	0	13	3.8
Jordan Anthony	1	4	0	4	0	4	4.0
Braylen Russell	3	3	0	3	0	3	1.0
Taylen Green	6	14	24	-10	0	7	-1.7
Totals:	19	62	24	38	0	13	2.0

PASSING	Comp.	Att.	Int	Yds	TDs	Long	Sack
Taylen Green	21	31	1	240	1	25	3

RECEIVING	Targets	No.	Yds	YAC	TD	Long
Andrew Armstrong	10	7	94	33	1	25
Isaiah Sategna	6	4	55	13	0	25
Tyrone Broden	5	3	24	1	0	14
Rashod Dubinion	3	2	24	13	0	19
Luke Hasz	2	2	22	5	0	11
Isaac TeSlaa	1	1	14	2	0	14
Ja'Quinden Jackson	1	1	7	2	0	7
Braylen Russell	1	1	0	1	0	0
Jordan Anthony	2	0	0	0	0	0
Totals:	31	21	239	70	1	25

PUNTING	No.	Yds	Avg.	Long	I20	TB
Devin Bale	3	152	50.7	58	1	1

FIELD GOALS	Made	Att.	Long	Kicks
Matthew Shipley	1	2	51	42x,51

Game 8: Mississippi State

ARKANSAS RAZORBACKS / ALL THROUGH SATURDAY, OCTOBER 19, 2024

WON 4, LOST 3				
08/29	W	70-0	Ark.-Pine Bluff	40,127
09/07	L	31-39 (2OT)	at Oklahoma St.	52,202
09/14	W	37-27	UAB	75,021
09/21	W	24-14	at Auburn	88,043
09/28	L	17-21	Texas A&M	60,928
10/05	W	19-14	Tennessee	75,573
10/19	L	10-34	LSU	75,893

2024 TEAM STATISTICS			ARKANSAS	OPP.
FIRST DOWNS			176	128
Rushing			78	35
Passing			88	75
Penalty			10	18
Third Down-Made/Att		51/98	35/95	
Third Down Efficiency		52.0%	36.8%	
Fourth Down-Made/Att		6/13	5/11	
Fourth Down Efficiency		46.2%	45.5%	
TOTAL NET YARDS			3,187	2,322
Avg. Per Game			455.3	331.7
Total Plays			250	207
Avg. Per Play			12.7	11.2
NET YARDS RUSHING			1,235	797
Avg. Per Game			176.4	113.9
Total Rushes			266	221
Avg. Per Rush			4.6	3.6
NET YARDS PASSING			1,952	1,525
Avg. Per Game			278.9	217.9
Sacked/Yards Lost		17/120	14/95	
Gross Yards		2,072	1,620	
Attempts/Completions		239/142	224/133	
Pct. of Completion		59.4%	59.4%	
Had Intercepted		6	6	
PUNTS/AVERAGE			18/48.5	37/39.7
Net Punting Average			46.3	38.6
PUNT RETURN/AVG.			5/9.4	5/2.2
KICKOFF RETURN/AVG.			4/20.5	8/20.1
INTERCEPTION RETURN/AVG.			6/9.0	6/25.2
PENALTIES/YARDS			46/402	54/452
FUMBLES/BALL LOST			16/6	3/1
TOUCHDOWNS			26	17
Rushing			20	8
Passing			6	8
Returns			0	1
EXTRA POINTS/ATTEMPTS			25/25	14/14
TWO POINT CONVERSION/ATT.			0/1	3/3
FIELD GOALS/ATTEMPTS			9/15	9/10
AVG. TIME OF POSSESSION			00:00	0:00

* SCORE BY PERIODS	Q1	Q2	Q3	Q4	OT	PTS
TEAM	62	59	31	56	0	208
OPPONENTS	27	30	35	49	0	149

SCORING	TD	RU	PA	RT	K-PAT	FG	2PT	S	PTS
J. Jackson	10	10	0	0	0/0	0/0	0	0	60
K. Ramsey	0	0	0	0	23/23	7/12	0	0	44
T. Green	4	4	0	0	0/0	0/0	0	0	24
B. Russell	2	2	0	0	0/0	0/0	0	0	12
M. Singleton	2	2	0	0	0/1	0/0	0	0	12
M. Shipley	0	0	0	0	2/2	2/3	0	0	8
A. Armstrong	1	0	1	0	0/0	0/0	0	0	6
T. Broden	1	0	1	0	0/0	0/0	0	0	6
L. Hasz	1	0	1	0	0/0	0/0	0	0	6
R. Hill	1	1	0	0	0/0	0/0	0	0	6
T. Reed Jr.	1	1	0	0	0/0	0/0	0	0	6
I. Sategna	1	0	1	0	0/0	0/0	0	0	6
I. TeSlaa	1	0	1	0	0/0	0/0	0	0	6
T. Washington	1	0	1	0	0/0	0/0	0	0	6
TEAM	26	20	6	0	25/26	9/15	0	0	208
OPPONENTS	17	8	8	1	17/17	9/10	3	0	149

* RUSHING	NO.	YDS	AVG	LONG	TD
J. Jackson	104	592	5.7	46	10
T. Green	87	316	3.6	36	4
B. Russell	27	127	4.7	24	2
R. Hill	15	78	5.2	13	1
R. Dubinion	9	40	4.4	13	0
T. Reed Jr.	5	28	5.6	10	1
M. Singleton	8	21	2.6	11	2
D. Bale	2	20	10.0	25	0
I. Sategna	1	15	15.0	15	0
J. Anthony	2	7	3.5	4	0
K. Jackson	1	3	3.0	3	0
TEAM	261	1,247	4.8	46	20
OPPONENTS	217	802	3.7	53	8

* RECEIVING	NO.	YDS	AVG	LONG	TD
A. Armstrong	45	646	14.4	35	1
I. Sategna	25	367	14.7	58	1
I. TeSlaa	10	219	21.9	75	1
T. Broden	12	162	13.5	22	1
L. Hasz	10	131	13.1	43	1
J. Jackson	11	125	11.4	26	0
J. Anthony	5	57	11.4	24	0
R. Dubinion	5	56	11.2	19	0
K. Brown	2	42	21.0	25	0
R. Hill	6	32	5.3	10	0
M. Harrison	2	29	14.5	18	0
K. Johnson	2	25	12.5	15	0
T. Washington	2	25	12.5	23	1
S. Easter	1	16	16.0	16	0
D. Dozier	1	13	13.0	13	0
B. Russell	2	7	3.5	7	0
V. Gumms	1	0	0.0	0	0
TEAM	142	1,952	13.7	75	6
OPPONENTS	133	1,525	11.5	67	8

* INTERCEPTIONS	NO.	YDS	AVG	LONG	TD
T. Metcalf	3	44	14.7	23	0
J. Johnson	1	10	10.0	10	0
J. Singletary	1	0	0.0	0	0
D. Slaughter	1	0	0.0	0	0
TEAM	6	54	9.0	23	0
OPPONENTS	6	151	25.2	73	1

* FUMBLES	FUM	LST	FF	REC	TD
T. Green	7	2	0	0	0
R. Dubinion	1	1	0	0	0
I. Sategna	1	1	0	0	0
J. Jackson	2	1	0	0	0
M. Singleton	2	0	0	0	0
S. Dix, Jr.	0	0	0	1	0
TEAM	13	5	0	1	0
OPPONENTS	3	1	0	0	0

* PUNTING	NO.	YDS	AVG	NET	TB	IN	LG	B
D. Bale	18	873	48.5	46.3	2	5	66	0
TEAM	18	873	48.5	46.3	2	5	66	0
OPPONENTS	37	1,470	39.7	38.6	2	17	58	0

* PUNT RETURNS	RET	FC	YDS	AVG	LONG	TD
I. Sategna	5	0	47	9.4	33	0
D. Bale	0	3	0	0.0	0	0
TEAM	5	3	47	9.4	33	0
OPPONENTS	5	18	11	2.2	6	0

* KICKOFF RETURNS	NO.	YDS	AVG	LONG	TD
I. Sategna	2	46	23.0	30	0
M. Harrison	1	20	20.0	20	0
R. Hill	1	16	16.0	16	0
TEAM	4	82	20.5	30	0
OPPONENTS	8	161	20.1	27	0

* FIELD GOALS	1-19	20-29	30-39	40-49	50+
K. Ramsey	0/0	2/2	0/0	4/9	1/1
M. Shipley	0/0	1/1	0/0	0/1	1/1
C. Von Der Meden	0/0	0/0	0/0	0/0	0/0
TEAM	0/0	3/3	0/0	4/10	2/2
OPPONENTS	0/0	2/2	4/4	3/4	0/0

K. Ramsey: () (41-, 45G, 46-,) (28G, 51G, 45-, 40G-,) (41-, 43G-,) (45G-,) (20G, 44-,) () M. Shipley: () () () () (23G-,) (42-, 51G-,) C. Von Der Meden: () () () () ()
OPP: (45G, 35G, 38G, 41-) (27G, 23G) (33G, 48G, 33G, 47G)

2-PT Conv: TM 0-1, OPP 3-3

SACKS: L. Jackson 2.5, E. Gregory 2.5, S. Dix, Jr. 1.5, X. Sorey 1.0, D. Slaughter 1.0, N. Davillier 1.0, B. Spence 1.0, Q. Rhodes Jr. 1.0, C. Ball 1.0, B. Shaw 1.0, L. Worth 0.5, **TM 14.0, OPP 17.0 FUM/LOST:** T. Green 7/2, J. Jackson 2/1, M. Singleton 2/0, I. Sategna 1/1, R. Dubinion 1/1, **TM 13/5, OPP 3/1**

* PASSING	ATT	CMP	YDS	CMP%	YDS/ATT	TD	TD%	INT	INT%	LONG	SACK	LOST	RATING
T. Green	220	128	1,742	58.2	7.9	6	2.7	6	2.7	75	16	119	81.3
M. Singleton	14	10	151	71.4	10.8	0	0.0	0	0.0	28	1	1	106.5
K. Jackson	4	4	59	100.0	14.8	0	0.0	0	0.0	18	0	0	118.8
TEAM	238	142	1,952	59.7	8.2	6	2.5	75	31.5	75	17	120	54.8
OPPONENTS	224	133	1,525	59.4	6.8	8	3.6	70	31.3	70	14	95	52.3

Game 8: Mississippi State

2024 ALL ARKANSAS RAZORBACKS DEFENSIVE STATS

POS.	#	PLAYER	TKL.	AST.	TOTAL	TFL	SACKS/YDS.	PR	FR	FF	INT./YDS.	PD
LB	10	X. Sorey	21	28	49	4	1.0/5.0	1	0	0	0/0	0
DB	3	D. Slaughter	28	17	45	2	1.0/6.0	0	0	0	1/0	4
DB	18	T. Metcalf	22	15	37	0	0.0/0.0	0	0	1	3/88	3
DB	8	J. Johnson	18	16	34	2	0.0/0.0	0	0	0	1/20	3
LB	14	S. Dix, Jr.	14	19	33	2	1.5/11.0	2	1	0	0/0	1
DL	40	L. Jackson	16	11	27	5	2.5/20.0	6	0	0	0/0	2
LB	22	B. Spence	10	12	22	2	1.0/7.0	1	0	0	0/0	0
DL	5	C. Ball	12	9	21	2	1.0/7.0	0	0	0	0/0	0
DL	50	E. Gregory	11	10	21	4	2.5/13.0	2	0	0	0/0	1
DB	13	M. Robinson	11	10	21	0	0.0/0.0	0	0	0	0/0	6
DB	15	J. Singletary	9	9	18	0	0.0/0.0	0	0	0	1/0	2
DL	0	N. Davillier	6	9	15	2	1.0/4.0	3	0	0	0/0	0
LB	25	A. Switzer	8	6	14	2	0.0/0.0	0	0	0	0/0	0
LB	30	L. Worth	5	8	13	1	0.5/2.0	0	0	0	0/0	1
DE	4	A. Juncaj	5	4	9	1	0.0/0.0	0	0	0	0/0	0
DB	1	K. Stewart	4	3	7	0	0.0/0.0	0	0	0	0/0	1
DL	93	K. Rose	2	4	6	1	0.0/0.0	0	0	0	0/0	0
DB	17	H. Clark	3	2	5	0	0.0/0.0	0	0	0	0/0	2
DL	95	I. Geffrard	3	2	5	2	0.0/0.0	0	0	0	0/0	0
DL	97	Q. Rhodes Jr.	1	3	4	1	1.0/7.0	4	0	0	0/0	0
DL	98	D. Saili	1	3	4	0	0.0/0.0	0	0	0	0/0	0
LB	7	B. Shaw	2	1	3	1	1.0/13.0	1	0	0	0/0	0
DB	16	M. Mitchell	0	3	3	0	0.0/0.0	0	0	0	0/0	0
DB	27	A. Johnson	2	0	2	0	0.0/0.0	0	0	0	0/0	0
LS	30	A. Ngo	2	0	2	0	0.0/0.0	0	0	0	0/0	0
P	37	D. Bale	1	0	1	0	0.0/0.0	0	0	0	0/0	0
LB	43	B. Both	1	0	1	0	0.0/0.0	0	0	0	0/0	0
OL	72	J. Braun	1	0	1	0	0.0/0.0	0	0	0	0/0	0
DL	9	C. Collins	1	0	1	0	0.0/0.0	0	0	0	0/0	0
QB	10	T. Green	1	0	1	0	0.0/0.0	0	0	0	0/0	0
DB	19	D. Young	1	0	1	0	0.0/0.0	0	0	0	0/0	0
LB	23	C. Dean	0	1	1	0	0.0/0.0	0	0	0	0/0	0
DB	11	J. Braxton	0	0	0	0	0.0/0.0	0	0	0	0/0	2
DB	2	S. Bridges	0	0	0	0	0.0/0.0	0	0	0	0/0	1
DB	39	A. McCowan	0	0	0	0	0.0/0.0	0	0	0	0/0	1
Arkansas TOTALS			222	205	427	34	14.0/95.0	20	1	1	6/108	30
Opp. TOTALS			246	230	476	51	17.0/120.0	37	5	7	6/300	38

Ast.=Assist, TFL=Tackle for a Loss, PR=Pressures, Int.=Interception, FR=Fumble Recovery, FF=Forced Fumble, PD=Pass Defense

DEFENSIVE STATS BY RANK

SACKS		INTERCEPTIONS		TACKLES FOR LOSS		PASSES DEFENSED		PRESSURES	
PLAYER	NO.	PLAYER	NO.	PLAYER	NO.	PLAYER	NO.	PLAYER	NO.
E. Gregory	2.5	T. Metcalf	3	L. Jackson	5	M. Robinson	6	L. Jackson	6
L. Jackson	2.5	J. Johnson	1	E. Gregory	4	D. Slaughter	4	Q. Rhodes Jr.	4
S. Dix, Jr.	1.5	J. Singletary	1	X. Sorey	4	J. Johnson	3	N. Davillier	3
C. Ball	1.0	D. Slaughter	1	C. Ball	2	T. Metcalf	3	S. Dix, Jr.	2
N. Davillier	1.0			N. Davillier	2	J. Braxton	2	E. Gregory	2
Q. Rhodes Jr.	1.0			S. Dix, Jr.	2	H. Clark	2	B. Shaw	1
B. Shaw	1.0			I. Geffrard	2	L. Jackson	2	X. Sorey	1
D. Slaughter	1.0			J. Johnson	2	J. Singletary	2	B. Spence	1
X. Sorey	1.0			D. Slaughter	2	S. Bridges	1		
B. Spence	1.0			B. Spence	2	S. Dix, Jr.	1		
L. Worth	0.5			A. Switzer	2	E. Gregory	1		
				A. Juncaj	1	A. McCowan	1		
				Q. Rhodes Jr.	1	K. Stewart	1		
				K. Rose	1	L. Worth	1		
				B. Shaw	1				
				L. Worth	1				

2024 REGULAR SEASON INDIVIDUAL SINGLE-GAME HIGHS

	SCORING		
POINTS		<i>(non kicker)</i>	
Arkansas:	18	Ja'Quinden Jackson at Oklahoma St.	09/07
Opponents:	18	Caden Durham vs. LSU	10/19

	RUSHING		
ATTEMPTS			
Arkansas:	24	Ja'Quinden Jackson at Oklahoma St.	09/07
Opponents:	22	Dylan Sampson vs. Tennessee	10/05

YARDS			
Arkansas:	149	Ja'Quinden Jackson at Oklahoma St.	09/07
Opponents:	138	Dylan Sampson vs. Tennessee	10/05

TOUCHDOWNS			
Arkansas:	3	Ja'Quinden Jackson at Oklahoma St.	09/07
Opponents:	3	Caden Durham vs. LSU	10/19

	PASSING		
ATTEMPTS			
Arkansas:	45	Taylen Green at Oklahoma St.	09/07
Opponents:	48	Alan Bowman at Oklahoma St.	09/07

COMPLETIONS			
Arkansas:	26	Taylen Green at Oklahoma St.	09/07
Opponents:	27	Alan Bowman at Oklahoma St.	09/07

YARDS			
Arkansas:	416	Taylen Green at Oklahoma St.	09/07
Opponents:	326	Alan Bowman at Oklahoma St.	09/07

COMPLETIONS PCT.			
Arkansas:	100	KJ Jackson vs. Ark.-Pine Bluff	08/29
Opponents:	100	Rickie Collins vs. LSU	10/19

TOUCHDOWNS			
Arkansas:	2	Taylen Green vs. Ark.-Pine Bluff	08/29
Opponents:	3	Jacob Zeno vs. UAB	09/14

INTERCEPTIONS			
Arkansas:	2	Taylen Green at Auburn	09/21
Opponents:	3	Hank Brown at Auburn	09/21

	RECEIVING		
RECEPTIONS			
Arkansas:	10	Andrew Armstrong at Oklahoma St.	09/07
Opponents:	9	Brennan Presley at Oklahoma St.	09/07

YARDS			
Arkansas:	164	Andrew Armstrong at Oklahoma St.	09/07

Opponents:	156	KeAndre Lambert-Smith at Auburn	09/21
TOUCHDOWNS			
Arkansas:	1	5 times (Last: Andrew Armstrong vs. LSU)	10/19
Opponents:	2	KeAndre Lambert-Smith at Auburn	09/21

	INTERCEPTIONS		
INTERCEPTIONS			
Arkansas:	2	TJ Metcalf at Auburn	09/21
Opponents:	1	5 times (Last: Whit Weeks vs. LSU)	10/19

YARDS			
Arkansas:	23	TJ Metcalf vs. UAB	09/14
Opponents:	73	Kale Smith at Oklahoma St.	09/07

LONGEST			
Arkansas:	23	TJ Metcalf vs. UAB	09/14
Opponents:	73	Kale Smith at Oklahoma St.	09/07

TOUCHDOWNS			
Arkansas:	None		
Opponents:	1	Kale Smith at Oklahoma St.	09/07

	PUNT RETURNS		
RETURNS			
Arkansas:	2	Isaiah Sategna vs. Tennessee	10/05
Opponents:	2	Keionte Scott at Auburn	09/21

FAIR CATCHES			
Arkansas:	2	Devin Bale vs. Texas A&M	09/28
Opponents:	7	Tyler White vs. Texas A&M	09/28

YARDS			
Arkansas:	33	Isaiah Sategna vs. Ark.-Pine Bluff	08/29
Opponents:	6	Terry Bussey vs. Texas A&M	09/28

LONGEST			
Arkansas:	33	Isaiah Sategna vs. Ark.-Pine Bluff	08/29
Opponents:	6	Terry Bussey vs. Texas A&M	09/28

TOUCHDOWNS			
Arkansas:	None		
Opponents:	None		

	KICKOFF RETURNS		
RETURNS			
Arkansas:	1	4 times (Last: Monte Harrison/Rodney Hill vs. UAB)	09/14
Opponents:	3	Jeremiah Cobb at Auburn	09/21

YARDS			
Arkansas:	30	Isaiah Sategna vs. Ark.-Pine Bluff	08/29
Opponents:	61	Jeremiah Cobb at Auburn	09/21

LONGEST			
Arkansas:	30	Isaiah Sategna vs. Ark.-Pine Bluff	08/29
Opponents:	27	Jeremiah Cobb at Auburn	09/21

TOUCHDOWNS			
Arkansas:	None		
Opponents:	None		

Game 8: Mississippi State

2024 REGULAR SEASON RAZORBACKS INDIVIDUAL SINGLE-GAME HIGHS

Touchdowns	3	Ja'Quinden Jackson	at Oklahoma St.	09/07
Passes Attempted	45	Taylen Green	at Oklahoma St.	09/07
Passes Completed	26	Taylen Green	at Oklahoma St.	09/07
Completion Percentage	70.3	Taylen Green	vs. Tennessee	10/05
Passing Yards	416	Taylen Green	at Oklahoma St.	09/07
Yards Per Attempt	12.0	Malachi Singleton	vs. Ark.-Pine Bluff	08/29
Touchdown Passes	2	Taylen Green	vs. Ark.-Pine Bluff	08/29
Pass Receptions	10	Andrew Armstrong	at Oklahoma St.	09/07
Receiving Yards	164	Andrew Armstrong	at Oklahoma St.	09/07
Touchdown Receptions	1	Andrew Armstrong	vs. LSU	10/19
		Isaac TeSlaa	vs. Texas A&M	09/28
		Isaiah Sategna	at Auburn	09/21
		Luke Hasz	at Oklahoma St.	09/07
		Tyrone Broden	vs. Ark.-Pine Bluff	08/29
		Ty Washington	vs. Ark.-Pine Bluff	08/29
Rushing Yards	149	Ja'Quinden Jackson	at Oklahoma St.	09/07
Rushing Attempts	24	Ja'Quinden Jackson	at Oklahoma St.	09/07
Rushing Average	12.6	Ja'Quinden Jackson	vs. Ark.-Pine Bluff	08/29
Rushing Touchdowns	3	Ja'Quinden Jackson	at Oklahoma St.	09/07
Yards From Scrimmage	170	Ja'Quinden Jackson	at Oklahoma St.	09/07
Combined Net Yards	170	Ja'Quinden Jackson	at Oklahoma St.	09/07
Interceptions Made	2	TJ Metcalf	at Auburn	09/21
Interceptions Thrown	2	Taylen Green	at Auburn	09/21
INT Return Yards	23	TJ Metcalf	vs. UAB	09/14
Tackles	13	Xavian Sorey	at Oklahoma St.	09/07
Sacks	2.0	Landon Jackson	vs. Texas A&M	09/28
Punts	6	Devin Bale	vs. Texas A&M	09/28
Punts Inside the 20	3	Devin Bale	at Oklahoma St.	09/07
Punting Average	57.3	Devin Bale	vs. Tennessee	10/05
Punt Returns	2	Isaiah Sategna	vs. Tennessee	10/05
Punt Return Yards	33	Isaiah Sategna	vs. Ark.-Pine Bluff	08/29
Kickoff Returns	1	Monte Harrison	vs. UAB	09/14
		Rodney Hill	vs. UAB	09/14
		Isaiah Sategna	at Oklahoma St.	09/07
		Isaiah Sategna	vs. Ark.-Pine Bluff	08/29
Kickoff Return Yards	30	Isaiah Sategna	vs. Ark.-Pine Bluff	08/29
Field Goals Attempted	4	Kyle Ramsey	vs. UAB	09/14
Field Goals Made	3	Kyle Ramsey	vs. UAB	09/14

2024 REGULAR SEASON ARKANSAS RAZORBACKS LONGEST PLAYS

Run From Scrimmage	46	Ja'Quinden Jackson	vs. Ark.-Pine Bluff	08/29
Passing Long	75	Taylen Green	vs. Texas A&M	09/28
Pass Reception	75	Isaac TeSlaa	vs. Texas A&M	09/28
Interception Return	23	TJ Metcalf	vs. UAB	09/14
Punt Return	33	Isaiah Sategna	vs. Ark.-Pine Bluff	08/29
Kickoff Return	30	Isaiah Sategna	vs. Ark.-Pine Bluff	08/29
Punt	66	Devin Bale	vs. Tennessee	10/05
Field Goal	51	Matthew Shipley	vs. LSU	10/19
		Kyle Ramsey	vs. UAB	09/14
Field Goal Attempt	51	Matthew Shipley	vs. LSU	10/19
		Kyle Ramsey	vs. UAB	09/14

Game 8: Mississippi State

2024 REGULAR SEASON OPPONENTS INDIVIDUAL SINGLE-GAME HIGHS

Touchdowns	3	Caden Durham	vs. LSU	10/19
Passes Attempted	48	Alan Bowman	at Oklahoma St.	09/07
Passes Completed	27	Alan Bowman	at Oklahoma St.	09/07
Completion Percentage	71.8	Jacob Zeno	vs. UAB	09/14
Passing Yards	326	Alan Bowman	at Oklahoma St.	09/07
Yards Per Attempt	9.7	Payton Thorne	at Auburn	09/21
Touchdown Passes	3	Jacob Zeno	vs. UAB	09/14
Pass Receptions	9	Brennan Presley	at Oklahoma St.	09/07
Receiving Yards	156	KeAndre Lambert-Smith	at Auburn	09/21
Touchdown Receptions	2	KeAndre Lambert-Smith	at Auburn	09/21
Rushing Yards	138	Dylan Sampson	vs. Tennessee	10/05
Rushing Attempts	22	Dylan Sampson	vs. Tennessee	10/05
Rushing Average	9.0	Le'Veon Moss	vs. Texas A&M	09/28
Rushing Touchdowns	3	Caden Durham	vs. LSU	10/19
Yards From Scrimmage	156	KeAndre Lambert-Smith	at Auburn	09/21
Combined Net Yards	156	KeAndre Lambert-Smith	at Auburn	09/21
Interceptions Made	1	Whit Weeks	vs. LSU	10/19
		Dezz Ricks	vs. Texas A&M	09/28
		Kayin Lee	at Auburn	09/21
		Sylvester Smith	at Auburn	09/21
		Michael Moore	vs. UAB	09/14
		Kale Smith	at Oklahoma St.	09/07
Interceptions Thrown	3	Hank Brown	at Auburn	09/21
INT Return Yards	73	Kale Smith	at Oklahoma St.	09/07
Tackles	17	Trey Rucker	at Oklahoma St.	09/07
Sacks	2.0	Nic Scourton	vs. Texas A&M	09/28
		Obi Ezeigbo	at Oklahoma St.	09/07
Punts	9	Tyler White	vs. Texas A&M	09/28
Punts Inside the 20	7	Tyler White	vs. Texas A&M	09/28
Punting Average	44.0	Oscar Chapman	at Auburn	09/21
Punt Returns	2	Keionte Scott	at Auburn	09/21
Punt Return Yards	6	Terry Bussey	vs. Texas A&M	09/28
Kickoff Returns	3	Jeremiah Cobb	at Auburn	09/21
Kickoff Return Yards	61	Jeremiah Cobb	at Auburn	09/21
Field Goals Attempted	4	Damian Ramos	vs. LSU	10/19
		Logan Ward	at Oklahoma St.	09/07
Field Goals Made	4	Damian Ramos	vs. LSU	10/19

2024 REGULAR SEASON OPPONENTS LONGEST PLAYS

Run From Scrimmage	53	Dylan Sampson	vs. Tennessee	10/05
Passing Long	67	Payton Thorne	at Auburn	09/21
Pass Reception	67	KeAndre Lambert-Smith	at Auburn	09/21
Interception Return	73	Kale Smith	at Oklahoma St.	09/07
Longest Own Fumble Return	9	Davhon Keys	vs. LSU	10/19
Longest Opponent's Fumble Return	9	Davhon Keys	vs. LSU	10/19
Punt Return	6	Terry Bussey	vs. Texas A&M	09/28
Kickoff Return	27	Jeremiah Cobb	at Auburn	09/21
Punt	58	Tyler White	vs. Texas A&M	09/28
Field Goal	48	Damian Ramos	vs. LSU	10/19
Field Goal Attempt	48 (3)	Damian Ramos	vs. LSU	10/19

Game 8: Mississippi State

GAMES WITH A RECEPTION

PLAYER	2020	2021	2022	2023	2024	CAREER
Jordan Anthony	--	--	--	1	3	4
Andrew Armstrong	--	7	11	12	6	36
Devin Bale	--	--	1	--	--	1
Tyrone Broden	4	9	12	8	5	38
Khafre Brown	10	1	4	10	1	26
Rashod Dubinion	--	--	7	7	3	17
Shamar Easter	--	--	--	--	1	1
Var'Keyes Gumms	--	--	13	3	1	17
Monte Harrison	--	--	--	--	1	1
Luke Hasz	--	--	--	5	6	11
Rodney Hill	--	--	--	4	3	7
Ja'Quinden Jackson	--	--	1	6	6	13
Krosse Johnson	--	--	--	--	1	1
Anton Juncaj	--	--	--	1	--	1
Andreas Paaske	--	--	7	3	--	10
Braylen Russell	--	--	--	--	2	2
Isaiah Sategna	--	--	2	9	7	18
Bryce Stephens	--	1	6	--	--	7
Isaac TeSlaa	3	11	11	12	4	41
Ty Washington	--	--	1	4	2	7

10+ YARD RUNS

PLAYER	2020	2021	2022	2023	2024	CAREER
Devin Bale	--	--	--	--	1	1
Rashod Dubinion	--	--	8	3	1	12
Taylen Green	--	1	11	11	5	28
Rodney Hill	--	--	3	3	2	8
Ja'Quinden Jackson	--	1	8	9	6	24
Tyrell Reed Jr.	--	--	--	--	1	1
Braylen Russell	--	--	--	--	3	3
Isaiah Sategna	--	--	--	1	1	2
Matthew Shipley	--	--	1	1	--	2
Bryce Stephens	--	--	1	--	--	1

20+ YARD RUNS

PLAYER	2020	2021	2022	2023	2024	CAREER
Devin Bale	--	--	--	--	1	1
Rashod Dubinion	--	--	1	--	--	1
Taylen Green	--	--	4	3	4	11
Ja'Quinden Jackson	--	--	5	4	4	13
Braylen Russell	--	--	--	--	1	1
Isaiah Sategna	--	--	--	1	--	1
Bryce Stephens	--	--	1	--	--	1

5+ RECEPTIONS

PLAYER	2020	2021	2022	2023	2024	CAREER
Andrew Armstrong	--	--	7	4	6	17
Tyrone Broden	--	3	1	--	--	4
Khafre Brown	--	--	--	1	--	1
Rashod Dubinion	--	--	--	1	--	1
Var'Keyes Gumms	--	--	1	--	--	1
Luke Hasz	--	--	--	1	--	1
Isaiah Sategna	--	--	--	--	2	2
Isaac TeSlaa	--	4	10	--	1	15
Ty Washington	--	--	--	1	--	1

100 YARDS RUSHING

PLAYER	2020	2021	2022	2023	2024	CAREER
Rashod Dubinion	--	--	1	--	--	1
Taylen Green	--	--	3	--	--	3
Ja'Quinden Jackson	--	--	2	3	3	8

GAMES WITH MULTIPLE RUSHING TDs

PLAYER	2020	2021	2022	2023	2024	CAREER
Rashod Dubinion	--	--	2	--	--	2
Taylen Green	--	--	3	2	2	7
Ja'Quinden Jackson	--	--	2	1	3	6

20+ YARD RECEPTION

PLAYER	2020	2021	2022	2023	2024	CAREER
Jordan Anthony	--	--	--	--	1	1
Andrew Armstrong	--	4	8	9	5	26
Tyrone Broden	2	5	9	--	1	17
Khafre Brown	5	1	1	6	1	14
Rashod Dubinion	--	--	1	1	--	2
Var'Keyes Gumms	--	--	4	1	--	5
Luke Hasz	--	--	--	2	2	4
Rodney Hill	--	--	--	2	--	2
Ja'Quinden Jackson	--	--	--	--	1	1
Andreas Paaske	--	--	3	1	--	4
Isaiah Sategna	--	--	--	2	5	7
Bryce Stephens	--	--	1	--	--	1
Isaac TeSlaa	1	5	10	3	3	22
Ty Washington	--	--	--	3	1	4

GAMES WITH A RUSHING TD

PLAYER	2020	2021	2022	2023	2024	CAREER
Rashod Dubinion	--	--	3	1	--	4
Taylen Green	--	--	7	7	2	16
Rodney Hill	--	--	1	1	1	3
Ja'Quinden Jackson	--	1	6	3	6	16
Tyrell Reed Jr.	--	--	--	--	1	1
Braylen Russell	--	--	--	--	2	2

40+ YARD RECEPTION

PLAYER	2020	2021	2022	2023	2024	CAREER
Andrew Armstrong	--	2	5	2	--	9
Tyrone Broden	--	4	2	--	--	6
Khafre Brown	2	1	--	2	--	5
Var'Keyes Gumms	--	--	2	--	--	2
Luke Hasz	--	--	--	1	1	2
Rodney Hill	--	--	--	1	--	1
Andreas Paaske	--	--	1	--	--	1
Isaiah Sategna	--	--	--	--	1	1
Bryce Stephens	--	--	1	--	--	1
Isaac TeSlaa	1	3	8	--	1	13

100 YARDS RECEIVING

PLAYER	2020	2021	2022	2023	2024	CAREER
Andrew Armstrong	--	--	6	1	3	10
Tyrone Broden	--	2	--	--	--	2
Luke Hasz	--	--	--	1	--	1
Isaac TeSlaa	--	2	7	--	1	10

Game 8: Mississippi State

GAMES WITH MULTIPLE RECEIVING TDS

PLAYER	2020	2021	2022	2023	2024	CAREER
Andrew Armstrong	--	1	4	1	--	6
Tyrone Broden	--	2	1	--	--	3
Luke Hasz	--	--	--	1	--	1
Isaac TeSlaa	--	1	5	--	--	6
Ty Washington	--	--	--	1	--	1

GAMES WITH A RECEIVING TD

PLAYER	2020	2021	2022	2023	2024	CAREER
Andrew Armstrong	--	2	7	4	1	14
Tyrone Broden	--	3	6	3	1	13
Khafre Brown	2	1	--	5	--	8
Rashod Dubinion	--	--	1	1	--	2
Var'Keyes Gumms	--	--	5	--	--	5
Luke Hasz	--	--	--	2	1	3
Andreas Paaske	--	--	2	--	--	2
Isaiah Sategna	--	--	--	2	1	3
Bryce Stephens	--	--	1	--	--	1
Isaac TeSlaa	--	5	7	2	1	15
Ty Washington	--	--	1	1	1	3

Game 8: Mississippi State

2024 BIG YARDAGE GAMES 100-YARD PASS RECEIVERS

DATE	OPPONENT	PLAYER	REC.	YDS.	AVG.	LG	TD
9/7	at Oklahoma St.	Andrew Armstrong	10	164	16.4	35	0
9/14	UAB	Andrew Armstrong	8	137	17.1	29	0
9/28	Texas A&M	Isaac TeSlaa	5	120	24.0	75	1
10/5	Tennessee	Andrew Armstrong	9	132	14.7	30	0

100-YARD RUSHERS

DATE	OPPONENT	PLAYER	ATT.	YDS.	AVG.	LG	TD
8/29	Ark.-Pine Bluff	Ja'Quinden Jackson	8	101	12.6	46	2
9/7	at Oklahoma St.	Ja'Quinden Jackson	24	149	6.2	26	3
9/14	UAB	Ja'Quinden Jackson	15	147	9.8	28	1

300-YARD PASSERS

DATE	OPPONENT	PLAYER	ATT.	YDS.	COMP.	LG	TD
9/7	at Oklahoma St.	Taylen Green	45	416	26	43	1

2024 OPPONENTS BIG YARDAGE GAMES 100-YARD PASS RECEIVERS

DATE	OPPONENT	PLAYER	REC.	YDS.	AVG.	LG	TD
9/21	at Auburn	KeAndre Lambert-Smith	5	156	31.2	67	2
9/28	Texas A&M	Noah Thomas	6	109	18.2	58	1

100-YARD RUSHERS

DATE	OPPONENT	PLAYER	ATT.	YDS.	AVG.	LG	TD
9/28	Texas A&M	Le'Veon Moss	13	117	9.0	30	0
10/5	Tennessee	Dylan Sampson	22	138	6.3	53	2
10/19	LSU	Caden Durham	21	101	4.8	22	3

300-YARD PASSERS

DATE	OPPONENT	PLAYER	ATT.	YDS.	COMP.	LG	TD
9/7	at Oklahoma St.	Alan Bowman	48	326	27	63	1

Game 8: Mississippi State

2024 ARKANSAS ADVANCES

DATE	OPPONENT	RUSHES	COMPLETIONS	ADVANCES	OUTCOME
08/29	Ark.-Pine Bluff	33	28	61	W 70-0
09/07	at Oklahoma St.	47	26	73	L 39-31
09/14	UAB	38	11	49	W 37-27
09/21	at Auburn	55	12	67	W 24-14
09/28	Texas A&M	30	23	53	L 21-17
10/05	Tennessee	44	21	65	W 19-14
10/19	LSU	19	21	40	L 34-10
10/26		--	--	--	--
11/01		--	--	--	--
11/16		--	--	--	--
11/22		--	--	--	--
11/29		--	--	--	--
TOTALS		266	142	408	

2024 OPPONENT ADVANCES

DATE	OPPONENT	RUSHES	COMPLETIONS	ADVANCES	OUTCOME
08/29	Ark.-Pine Bluff	23	11	34	W 70-0
09/07	at Oklahoma St.	26	27	53	L 39-31
09/14	UAB	35	23	58	W 37-27
09/21	at Auburn	26	20	46	W 24-14
09/28	Texas A&M	38	11	49	L 21-17
10/05	Tennessee	36	17	53	W 19-14
10/19	LSU	37	24	61	L 34-10
10/26		--	--	--	--
11/01		--	--	--	--
11/16		--	--	--	--
11/22		--	--	--	--
11/29		--	--	--	--
TOTALS		221	133	354	

ARKANSAS RECORD WHEN:

Having 45 or more advances	4 - 2
Having 50 or more advances	3 - 2
Having less than 45 advances	0 - 1
Having less than 50 advances	1 - 1
Allowing 45 or more advances	3 - 3
Allowing 50 or more advances	2 - 2
Allowing less than 45 advances	1 - 0
Allowing less than 50 advances	2 - 1

NOTE: Advances equal to all rushing attempts plus completions.

Game 8: Mississippi State

2024 ALL ARKANSAS GAME-BY-GAME OFFENSE

	08/29	09/07	09/14	09/21	09/28	10/05	10/19	
	Ark	@ OkI	UAB	@ Aub	Tex	Ten	LSU	Totals
FIRST DOWNS								
Total	34	33	29	21	21	23	15	176
Rushing	12	15	18	14	8	8	3	78
Passing	22	18	6	5	11	14	12	88
Penalty	0	0	5	2	2	1	0	10
THIRD DOWNS								
Attempts	9	19	12	19	15	15	9	98
Converted	9	11	7	9	5	6	4	51
Percentage	100.0%	57.9%	58.3%	47.4%	33.3%	40.0%	44.4%	52.0%
FOURTH DOWNS								
Attempts	0	2	1	4	3	3	0	13
Converted	0	0	1	2	2	1	0	6
Percentage	0	0.0%	100.0%	50.0%	66.7%	33.3%	0	46.2%
TOT. OFFENSE								
Net Yards	687	648	427	334	379	434	278	3,187
Plays	33	45	35	52	27	42	16	250
Avg./Play	20.8	14.4	12.2	6.4	14.0	10.3	17.4	12.7
RUSHING								
Net Yards	279	232	266	183	100	137	38	1,235
Rush. Att.	33	47	38	55	30	44	19	266
Avg./Att.	8.0	4.0	7.0	3.0	3.0	3.0	2.0	4.6
PASSING								
Net Yards	408	416	161	151	279	297	240	1,952
Attempts	37	46	26	28	41	30	31	239
Completions	28	26	11	12	23	21	21	142
Intercepted	0	1	1	2	1	0	1	6
Gross Yards	408	444	174	178	298	306	264	2,072
Sacked	0.0	3.0	3.0	3.0	3.0	2.0	3.0	17.0
Yards Lost	0	28	13	27	19	9	24	120
ADVANCES								
Rushes	33	47	38	55	30	44	19	266
Completions	28	26	11	12	23	21	21	142
Totals	61	73	49	67	53	65	40	408
Total Drives	32	41	34	33	34	29	31	234
PENALTIES								
Number	6	7	6	4	10	6	7	46
Yards	48	71	65	20	75	45	78	402
FUMBLES								
Number	2	4	1	1	4	2	2	16
Lost	0	2	0	0	2	0	2	6
PUNTING								
Yards	0	137	0	149	263	172	152	873
Punts	0	3	0	3	6	3	3	18
Net Avg.	0.0	44.0	0.0	49.0	42.0	50.0	44.0	45.7
Gross Avg.	0.0	45.0	0.0	49.0	43.0	57.0	50.0	48.5
SCORING								
Points	70	31	37	24	17	19	10	208
Q1	28	14	3	0	14	3	0	62
Q2	21	7	17	7	0	0	7	59
Q3	7	0	7	7	0	7	3	31
Q4	14	10	10	10	3	9	0	56
OT	0	0	0	0	0	0	0	0
TD Rushing	8	3	4	2	1	2	0	20
TD Passing	2	1	0	1	1	0	1	6
TD KO Returns	0	0	0	0	0	0	0	0
TD Punt Returns	0	0	0	0	0	0	0	0
TD Def. Returns	0	1	0	0	0	0	0	1
FG Attempts	0	3	4	2	1	3	2	15
FG Made	0	1	3	1	1	2	1	9
Safety	0	0	0	0	0	0	0	0
2-Pt Attempts	0	0	0	0	0	1	0	1
2-Pt Made	0	0	0	0	0	0	0	0
Time of Possession	32:14	36:13	27:21	36:35	30:38	35:27	21:06	219.7

Game 8: Mississippi State

2024 REGULAR SEASON SCORING BREAKDOWN

ARKANSAS

DATE	OPPONENT	FIRST QUARTER	SECOND QUARTER	FIRST HALF	THIRD QUARTER	FOURTH QUARTER	SECOND HALF	OVERTIME	TOTAL
08/29	Ark.-Pine Bluff	28	21	49	7	14	21	--	70
09/07	at Oklahoma St.	14	7	21	0	10	10	0	31
09/14	UAB	3	17	20	7	10	17	--	37
09/21	at Auburn	0	7	7	7	10	17	--	24
09/28	Texas A&M	14	0	14	0	3	3	--	17
10/05	Tennessee	3	0	3	7	9	16	--	19
10/19	LSU	0	7	7	3	0	3	--	10
10/26	at Mississippi St.	--	--	--	--	--	--	--	--
11/01	Ole Miss	--	--	--	--	--	--	--	--
11/16	Texas	--	--	--	--	--	--	--	--
11/22	Louisiana Tech	--	--	--	--	--	--	--	--
11/29	at Missouri	--	--	--	--	--	--	--	--
Totals		62	59	121	31	56	87	0	208

2024 REGULAR SEASON SCORING BREAKDOWN

OPPONENTS

DATE	OPPONENT	FIRST QUARTER	SECOND QUARTER	FIRST HALF	THIRD QUARTER	FOURTH QUARTER	SECOND HALF	OVERTIME	TOTAL
08/29	Ark.-Pine Bluff	0	0	0	0	0	0	--	0
09/07	at Oklahoma St.	0	7	7	6	18	24	0	39
09/14	UAB	10	10	20	0	7	7	--	27
09/21	at Auburn	0	0	0	7	7	14	--	14
09/28	Texas A&M	7	7	14	0	7	7	--	21
10/05	Tennessee	0	0	0	14	0	14	--	14
10/19	LSU	10	6	16	8	10	18	--	34
10/26	at Mississippi St.	--	--	--	--	--	--	--	--
11/01	Ole Miss	--	--	--	--	--	--	--	--
11/16	Texas	--	--	--	--	--	--	--	--
11/22	Louisiana Tech	--	--	--	--	--	--	--	--
11/29	at Missouri	--	--	--	--	--	--	--	--
Totals		27	30	57	35	49	84	0	149

Game 8: Mississippi State

ARKANSAS RAZORBACKS / ALL THROUGH SATURDAY, OCTOBER 19, 2024

RUSHING	SEASON									CAREER								
	GP	ATT	GAIN	LOSS	NET	AVG	TD	LG	AVG/G	GP	ATT	GAIN	LOSS	NET	AVG	TD	LG	AVG/G
J. Jackson	7	104	613	21	592	5.7	10	46	84.57	37	349	2003	53	1950	5.6	24	66	52.7
T. Green	7	87	491	175	316	3.6	4	36	45.14	36	251	1642	300	1342	5.3	23	91	37.3
B. Russell	7	27	127	0	127	4.7	2	24	18.14	7	27	127	0	127	4.7	2	24	18.1
R. Hill	5	15	80	2	78	5.2	1	13	15.60	22	92	436	24	412	4.5	3	19	18.7
R. Dubinion	3	9	40	0	40	4.4	0	13	13.33	25	160	645	58	587	3.7	6	26	23.5
T. Reed Jr.	2	5	28	0	28	5.6	1	10	14.00	2	5	28	0	28	5.6	1	10	14.0
M. Singleton	3	8	24	3	21	2.6	2	11	7.00	6	8	24	3	21	2.6	2	11	3.5
D. Bale	7	2	25	5	20	10.0	0	25	2.86	31	4	25	25	0	0.0	0	25	0.0
I. Sategna	7	1	15	0	15	15.0	0	15	2.14	23	2	43	0	43	21.5	0	28	1.9
J. Anthony	7	2	7	0	7	3.5	0	4	1.00	22	3	9	0	9	3.0	0	4	0.4
K. Jackson	1	1	3	0	3	3.0	0	3	3.00	1	1	3	0	3	3.0	0	3	3.0
TEAM	7	261	1453	206	1,247	4.8	20	46	178.14									
OPPONENTS	7	217	932	130	802	3.7	8	53	114.57									

PASSING	SEASON									CAREER										
	GP	EFFIC	COMP	ATT	INT	PCT	YDS	TD	LG	AVG/G	GP	EFFIC	COMP	ATT	INT	PCT	YDS	TD	LG	AVG/G
T. Green	7	128.24	128	220	6	58.2	1,742	6	75	248.9	36	133.76	415	703	21	59.0	5536	31	75	153.8
M. Singleton	3	162.03	10	14	0	71.4	151	0	28	50.3	6	162.03	10	14	0	71.4	151	0	28	25.2
K. Jackson	1	223.90	4	4	0	100.0	59	0	18	59.0	1	223.90	4	4	0	100.0	59	0	18	59.0
TEAM	7	131.84	142	238	6	59.7	1,952	6	75	278.9										
OPPONENTS	7	122.99	133	224	6	59.4	1,525	8	67	217.9										

RECEIVING	SEASON							CAREER						
	GP	NO.	YDS	AVG	TD	LG	AVG/G	GP	NO.	YDS	AVG	TD	LG	AVG/G
A. Armstrong	6	45	646	14.4	1	35	107.67	39	178	2727	15.3	22	96	69.9
I. Sategna	7	25	367	14.7	1	58	52.43	23	42	508	12.1	3	58	22.1
T. Broden	7	12	162	13.5	1	22	23.14	51	101	1470	14.6	16	64	28.8
J. Jackson	7	11	125	11.4	0	26	17.86	37	21	186	8.9	0	26	5.0
L. Hasz	7	10	131	13.1	1	43	18.71	12	26	384	14.8	4	59	32.0
I. TeSlaa	7	10	219	21.9	1	75	31.29	45	162	2686	16.6	22	81	59.7
R. Hill	5	6	32	5.3	0	10	6.40	22	11	115	10.5	0	48	5.2
J. Anthony	7	5	57	11.4	0	24	8.14	22	8	71	8.9	0	24	3.2
R. Dubinion	3	5	56	11.2	0	19	18.67	25	31	249	8.0	2	29	10.0
K. Brown	1	2	42	21.0	0	25	42.00	44	50	964	19.3	8	84	21.9
M. Harrison	6	2	29	14.5	0	18	4.83	6	2	29	14.5	0	18	4.8
K. Johnson	3	2	25	12.5	0	15	8.33	3	2	25	12.5	0	15	8.3
B. Russell	7	2	7	3.5	0	7	1.00	7	2	7	3.5	0	7	1.0
T. Washington	6	2	25	12.5	1	23	4.17	19	14	212	15.1	4	34	11.2
D. Dozier	1	1	13	13.0	0	13	13.00	5	2	27	13.5	1	14	5.4
S. Easter	2	1	16	16.0	0	16	8.00	5	1	16	16.0	0	16	3.2
V. Gumms	5	1	0	0.0	0	0	0.00	32	38	484	12.7	5	54	15.1
TEAM	7	142	1,952	13.7	6	75	278.86							
OPPONENTS	7	133	1,525	11.5	8	67	217.86							

TOTAL OFFENSE	SEASON						CAREER					
	GP	PLAYS	RUSH	PASS	TOTAL	AVG/G	GP	PLAYS	RUSH	PASS	TOTAL	AVG/G
T. Green	7	307	316	1742	2058	294.00	36	954	1342	5536	6878	191.1
J. Jackson	7	104	592	0	592	84.57	37	349	1950	0	1950	52.7
B. Russell	7	27	127	0	127	18.14	7	27	127	0	127	18.1
M. Singleton	3	22	21	151	172	57.33	6	22	21	151	172	28.7
R. Hill	5	15	78	0	78	15.60	22	92	412	0	412	18.7
R. Dubinion	3	9	40	0	40	13.33	25	160	587	0	587	23.5
K. Jackson	1	5	3	59	62	62.00	1	5	3	59	62	62.0
T. Reed Jr.	2	5	28	0	28	14.00	2	5	28	0	28	14.0
J. Anthony	7	2	7	0	7	1.00	22	3	9	0	9	0.4
D. Bale	7	2	20	0	20	2.86	31	4	0	0	0	0.0
I. Sategna	7	1	15	0	15	2.14	23	2	43	0	43	1.9
TEAM	7	499	1247	1952	3199	178.14						
OPPONENTS	7	441	802	1525	2327	114.57						

SCORING	SEASON									CAREER								
	TD	FG	KICK	RUSH	RCV	PASS	DXP	SAF	PTS	TD	FG	KICK	RUSH	RCV	PASS	DXP	SAF	PTS
J. Jackson	10	--	--	--	--	--	--	--	60	24	--	--	--	--	--	--	--	144
K. Ramsey	--	7-12	23-23	--	--	--	--	--	44	--	20-26	51-52	--	--	--	--	--	111
T. Green	4	--	--	--	--	--	--	--	24	23	--	--	--	--	--	--	--	138
M. Singleton	2	--	--	--	--	0-1	--	--	12	2	--	--	--	--	0-1	--	--	12
B. Russell	2	--	--	--	--	--	--	--	12	2	--	--	--	--	--	--	--	12
M. Shipley	--	2-3	2-2	--	--	--	--	--	8	--	58-76	127-129	--	--	--	--	--	301
R. Hill	1	--	--	--	--	--	--	--	6	3	--	--	--	--	--	--	--	18
I. Sategna	1	--	--	--	--	--	--	--	6	4	--	0-1	--	--	--	--	--	24
A. Armstrong	1	--	--	--	--	--	--	--	6	22	--	--	1	--	--	--	--	134
T. Washington	1	--	--	--	--	--	--	--	6	4	--	--	--	--	--	--	--	24
T. Broden	1	--	--	--	--	--	--	--	6	16	--	--	1	--	--	--	--	98
I. TeSlaa	1	--	--	--	--	--	--	--	6	22	--	--	--	--	--	--	--	132
L. Hasz	1	--	--	--	--	--	--	--	6	4	--	--	1	--	--	--	--	26
T. Reed Jr.	1	--	--	--	--	--	--	--	6	1	--	--	--	--	--	--	--	6
TEAM	26	9-15	25-25	--	--	0-1	--	--	208									
OPPONENTS	17	9-10	14-14	--	3	--	--	--	149									

Game 8: Mississippi State

PUNT RETURNS	SEASON					CAREER				
	NO.	YDS	AVG	TD	LG	NO.	YDS	AVG	TD	LG
I. Sategna	5	47	9.4	0	33	20	227	11.4	1	88
TEAM	5	47	9.4	0	33					
OPPONENTS	5	11	2.2	0	6					

KICK RETURNS	SEASON					CAREER				
	NO.	YDS	AVG	TD	LG	NO.	YDS	AVG	TD	LG
I. Sategna	2	46	23.0	0	30	25	546	21.8	0	36
M. Harrison	1	20	20.0	0	20	1	20	20.0	0	20
R. Hill	1	16	16.0	0	16	3	58	19.3	0	27
TEAM	4	82	20.5	0	30					
OPPONENTS	8	161	20.1	0	27					

INTERCEPTIONS	SEASON					CAREER				
	NO.	YDS	AVG	TD	LG	NO.	YDS	AVG	TD	LG
T. Metcalf	3	44	14.7	0	23	3	44	14.7	0	23
J. Johnson	1	10	10.0	0	10	2	10	5.0	0	10
J. Singletary	1	0	0.0	0	0	1	0	0.0	0	0
D. Slaughter	1	0	0.0	0	0	2	0	0.0	0	0
TEAM	6	54	9.0	0	23					
OPPONENTS	6	151	25.2	1	73					

FUMBLE RETURNS	SEASON					CAREER				
	NO.	YDS	AVG	TD	LG	NO.	YDS	AVG	TD	LG
TEAM	0	0	0	0	0					
OPPONENTS	0	0	0	0	0					

No Players

ALL PURPOSE	SEASON									CAREER								
	GP	RUSH	RCV	PR	KR	IR	TOTAL	AVG/G	GP	RUSH	RCV	PR	KR	IR	TOTAL	AVG/G		
A. Armstrong	6	0	646	0	0	0	646	107.67	39	3	2,727	0	18	0	2,748	70.5		
J. Jackson	7	592	125	0	0	0	717	102.43	37	1,950	186	0	0	0	2,136	57.7		
I. Sategna	7	15	367	47	46	0	475	67.86	23	43	508	227	546	0	1,324	57.6		
T. Green	7	316	0	0	0	0	316	45.14	36	1,342	0	0	0	0	1,342	37.3		
I. TeSlaa	7	0	219	0	0	0	219	31.29	45	0	2,686	1	20	0	2,707	60.2		
J. Anthony	7	7	57	0	0	0	64	9.14	22	9	71	0	0	0	80	3.6		
K. Brown	1	0	42	0	0	0	42	42.00	44	0	964	0	0	0	964	21.9		
L. Hasz	7	0	131	0	0	0	131	18.71	12	0	384	0	0	0	384	32.0		
T. Broden	7	0	162	0	0	0	162	23.14	51	9	1,470	0	0	0	1,479	29.0		
R. Hill	5	78	32	0	16	0	126	25.20	22	412	115	0	58	0	585	26.6		
M. Harrison	6	0	29	0	20	0	49	8.17	6	0	29	0	20	0	49	8.2		
R. Dubinion	3	40	56	0	0	0	96	32.00	25	587	249	3	0	0	839	33.6		
T. Reed Jr.	2	28	0	0	0	0	28	14.00	2	28	0	0	0	0	28	14.0		
K. Johnson	3	0	25	0	0	0	25	8.33	3	0	25	0	0	0	25	8.3		
B. Russell	7	127	7	0	0	0	134	19.14	7	127	7	0	0	0	134	19.1		
T. Washington	6	0	25	0	0	0	25	4.17	19	0	212	0	0	0	212	11.2		
S. Easter	2	0	16	0	0	0	16	8.00	5	0	16	0	0	0	16	3.2		
D. Dozier	1	0	13	0	0	0	13	13.00	5	0	27	0	0	0	27	5.4		
M. Singleton	3	21	0	0	0	0	21	7.00	6	21	0	0	0	0	21	3.5		
K. Jackson	1	3	0	0	0	0	3	3.00	1	3	0	0	0	0	3	3.0		
D. Bale	7	20	0	0	0	0	20	2.86	31	0	8	0	0	0	8	0.3		
T. Metcalf	7	0	0	0	0	44	44	6.29	19	0	0	0	0	44	44	2.3		
J. Johnson	7	0	0	0	0	10	10	1.43	41	0	0	0	0	10	10	0.2		
V. Gumms	5	0	0	0	0	0	0	0.00	32	0	484	0	0	0	484	15.1		
TEAM	7	1247	1952	47	82	54	3382	483.14										
OPPONENTS	7	802	1525	11	161	151	2650	378.57										

FIELD GOALS	SEASON				CAREER			
	ATT	GOOD	LONG	BLK	ATT	GOOD	LONG	BLK
K. Ramsey	12	7	51	0	26	20	54	0
M. Shipley	3	2	51	0	76	58	51	2
TEAM	15	9	51	0				
OPPONENTS	10	9	48	0				

PUNTING	SEASON					CAREER				
	NO.	YDS	AVG	LG	BLK	NO.	YDS	AVG	LG	BLK
D. Bale	18	873	48.5	66	0	121	5,108	42.2	84	0
TEAM	18	873	48.5	66	0					
OPPONENTS	37	1,470	39.7	58	0					

KICKOFFS	SEASON					CAREER				
	NO.	YDS	AVG	TB	OB	NO.	YDS	AVG	TB	OB
D. Bale	38	2,405	63.3	6	1	80	5,034	62.9	6	2
C. Von Der Meden	3	192	64.0	2	0	3	192	64.0	2	0
TEAM	41	2,597	63.3	8	1					
OPPONENTS	32	2,003	62.6	25	1					

Game 8: Mississippi State

2024 INDIVIDUAL GAME-BY-GAME STATS

RECEIVING:		JORDAN ANTHONY					ANDREW ARMSTRONG					TYRONE BRODEN				
DATE	OPP.	NO.	YDS	AVG	LG	TD	NO.	YDS	AVG	LG	TD	NO.	YDS	AVG	LG	TD
08/29	Ark.-Pine Bluff	3	46	15.3	24	0	<i>DNP</i>					3	35	11.7	18	1
09/07	at Oklahoma St.	0	0	0.0	--	0	10	164	16.4	35	0	4	66	16.5	18	0
09/14	UAB	0	0	0.0	--	0	8	137	17.1	29	0	0	0	0.0	--	0
09/21	at Auburn	0	0	0.0	--	0	5	47	9.4	18	0	0	0	0.0	--	0
09/28	Texas A&M	1	7	7.0	7	0	6	72	12.0	27	0	1	15	15.0	15	0
10/05	Tennessee	1	4	4.0	4	0	9	132	14.7	30	0	1	22	22.0	22	0
10/19	LSU	0	0	0.0	--	0	7	94	13.4	25	1	3	24	8.0	14	0
10/26																
11/01																
11/16																
11/22																
11/29																
TOTALS		5	57	11.4	24	0	45	646	14.4	35	1	12	162	13.5	22	1

RECEIVING:		KHAFRE BROWN					DAVION DOZIER					RASHOD DUBINION				
DATE	OPP.	NO.	YDS	AVG	LG	TD	NO.	YDS	AVG	LG	TD	NO.	YDS	AVG	LG	TD
08/29	Ark.-Pine Bluff	2	42	21.0	25	0	1	13	13.0	13	0	2	14	7.0	11	0
09/07	at Oklahoma St.	<i>DNP</i>					<i>DNP</i>					<i>DNP</i>				
09/14	UAB	<i>DNP</i>					<i>DNP</i>					<i>DNP</i>				
09/21	at Auburn	<i>DNP</i>					<i>DNP</i>					<i>DNP</i>				
09/28	Texas A&M	<i>DNP</i>					<i>DNP</i>					<i>DNP</i>				
10/05	Tennessee	<i>DNP</i>					<i>DNP</i>					1	18	18.0	18	0
10/19	LSU	<i>DNP</i>					<i>DNP</i>					2	24	12.0	19	0
10/26																
11/01																
11/16																
11/22																
11/29																
TOTALS		2	42	21.0	25	0	1	13	13.0	13	0	5	56	11.2	19	0

RECEIVING:		SHAMAR EASTER					VAR'KEYES GUMMS					MONTE HARRISON				
DATE	OPP.	NO.	YDS	AVG	LG	TD	NO.	YDS	AVG	LG	TD	NO.	YDS	AVG	LG	TD
08/29	Ark.-Pine Bluff	1	16	16.0	16	0	0	0	0.0	--	0	2	29	14.5	18	0
09/07	at Oklahoma St.	0	0	0.0	--	0	<i>DNP</i>					0	0	0.0	--	0
09/14	UAB	<i>DNP</i>					0	0	0.0	--	0	0	0	0.0	--	0
09/21	at Auburn	<i>DNP</i>					0	0	0.0	--	0	0	0	0.0	--	0
09/28	Texas A&M	<i>DNP</i>					0	0	0.0	--	0	<i>DNP</i>				
10/05	Tennessee	<i>DNP</i>					1	0	0.0	--	0	0	0	0.0	--	0
10/19	LSU	<i>DNP</i>					<i>DNP</i>					0	0	0.0	--	0
10/26																
11/01																
11/16																
11/22																
11/29																
TOTALS		1	16	16.0	16	0	1	0	0.0	--	0	2	29	14.5	18	0

Game 8: Mississippi State

RECEIVING:		LUKE HASZ					RODNEY HILL					JA'QUINDEN JACKSON				
DATE	OPP.	NO.	YDS	AVG	LG	TD	NO.	YDS	AVG	LG	TD	NO.	YDS	AVG	LG	TD
08/29	Ark.-Pine Bluff	3	42	14.0	20	0	2	16	8.0	10	0	2	20	10.0	14	0
09/07	at Oklahoma St.	2	46	23.0	43	1	3	9	3.0	9	0	2	21	10.5	13	0
09/14	UAB	0	0	0.0	--	0	0	0	0.0	--	0	1	8	8.0	8	0
09/21	at Auburn	1	3	3.0	3	0	1	7	7.0	7	0	0	0	0.0	--	0
09/28	Texas A&M	1	2	2.0	2	0	0	0	0.0	--	0	3	36	12.0	16	0
10/05	Tennessee	1	16	16.0	16	0			<i>DNP</i>			2	33	16.5	26	0
10/19	LSU	2	22	11.0	11	0			<i>DNP</i>			1	7	7.0	7	0
10/26																
11/01																
11/16																
11/22																
11/29																
TOTALS		10	131	13.1	43	1	6	32	5.3	10	0	11	125	11.4	26	0

RECEIVING:		KROSSE JOHNSON					BRAYLEN RUSSELL					ISAIAH SATEGNA				
DATE	OPP.	NO.	YDS	AVG	LG	TD	NO.	YDS	AVG	LG	TD	NO.	YDS	AVG	LG	TD
08/29	Ark.-Pine Bluff	2	25	12.5	15	0	0	0	0.0	--	0	1	34	34.0	34	0
09/07	at Oklahoma St.	0	0	0.0	--	0	0	0	0.0	--	0	4	78	19.5	31	0
09/14	UAB			<i>DNP</i>			0	0	0.0	--	0	2	16	8.0	8	0
09/21	at Auburn	0	0	0.0	--	0	1	7	7.0	7	0	3	85	28.3	58	1
09/28	Texas A&M			<i>DNP</i>			0	0	0.0	--	0	6	27	4.5	8	0
10/05	Tennessee			<i>DNP</i>			0	0	0.0	--	0	5	72	14.4	23	0
10/19	LSU			<i>DNP</i>			1	0	0.0	--	0	4	55	13.8	25	0
10/26																
11/01																
11/16																
11/22																
11/29																
TOTALS		2	25	12.5	15	0	2	7	3.5	7	0	25	367	14.7	58	1

RECEIVING:		ISAAC TESLAA					TY WASHINGTON				
DATE	OPP.	NO.	YDS	AVG	LG	TD	NO.	YDS	AVG	LG	TD
08/29	Ark.-Pine Bluff	3	53	17.7	28	0	1	23	23.0	23	1
09/07	at Oklahoma St.	1	32	32.0	32	0	0	0	0.0	--	0
09/14	UAB	0	0	0.0	--	0	0	0	0.0	--	0
09/21	at Auburn	0	0	0.0	--	0	1	2	2.0	2	0
09/28	Texas A&M	5	120	24.0	75	1	0	0	0.0	--	0
10/05	Tennessee	0	0	0.0	--	0	0	0	0.0	--	0
10/19	LSU	1	14	14.0	14	0			<i>DNP</i>		
10/26											
11/01											
11/16											
11/22											
11/29											
TOTALS		10	219	21.9	75	1	2	25	12.5	23	1

Game 8: Mississippi State

2024 INDIVIDUAL GAME-BY-GAME STATS

RUSHING:		JORDAN ANTHONY					DEVIN BALE					RASHOD DUBINION				
DATE	OPP.	NO.	YDS	AVG	LG	TD	NO.	YDS	AVG	LG	TD	NO.	YDS	AVG	LG	TD
08/29	Ark.-Pine Bluff	0	0	0.0	--	0	0	0	0.0	--	0	3	15	5.0	7	0
09/07	at Oklahoma St.	1	3	3.0	3	0	0	0	0.0	--	0	<i>DNP</i>				
09/14	UAB	0	0	0.0	--	0	0	0	0.0	--	0	<i>DNP</i>				
09/21	at Auburn	0	0	0.0	--	0	0	0	0.0	--	0	<i>DNP</i>				
09/28	Texas A&M	0	0	0.0	--	0	2	20	10.0	25	0	<i>DNP</i>				
10/05	Tennessee	0	0	0.0	--	0	0	0	0.0	--	0	2	10	5.0	8	0
10/19	LSU	1	4	4.0	4	0	0	0	0.0	--	0	4	15	3.8	13	0
10/26																
11/01																
11/16																
11/22																
11/29																
TOTALS		2	7	3.5	4	0	2	20	10.0	25	0	9	40	4.4	13	0

RUSHING:		TAYLEN GREEN					RODNEY HILL					JA'QUINDEN JACKSON				
DATE	OPP.	NO.	YDS	AVG	LG	TD	NO.	YDS	AVG	LG	TD	NO.	YDS	AVG	LG	TD
08/29	Ark.-Pine Bluff	6	88	14.7	36	2	4	15	3.8	6	1	8	101	12.6	46	2
09/07	at Oklahoma St.	18	61	3.4	31	0	4	19	4.8	12	0	24	149	6.2	26	3
09/14	UAB	17	96	5.6	14	2	3	23	7.7	13	0	15	147	9.8	28	1
09/21	at Auburn	18	80	4.4	22	0	3	14	4.7	7	0	22	75	3.4	10	2
09/28	Texas A&M	13	6	0.5	24	0	1	7	7.0	7	0	10	37	3.7	11	1
10/05	Tennessee	9	-5	-0.6	4	0	<i>DNP</i>					20	57	2.9	22	1
10/19	LSU	6	-10	-1.7	7	0	<i>DNP</i>					5	26	5.2	8	0
10/26																
11/01																
11/16																
11/22																
11/29																
TOTALS		87	316	3.6	36	4	15	78	5.2	13	1	104	592	5.7	46	10

RUSHING:		KJ JACKSON					TYRELL REED JR.					BRAYLEN RUSSELL				
DATE	OPP.	NO.	YDS	AVG	LG	TD	NO.	YDS	AVG	LG	TD	NO.	YDS	AVG	LG	TD
08/29	Ark.-Pine Bluff	1	3	3.0	3	0	5	28	5.6	10	1	3	23	7.7	11	1
09/07	at Oklahoma St.	<i>DNP</i>					<i>DNP</i>					0	0	0.0	--	0
09/14	UAB	<i>DNP</i>					<i>DNP</i>					1	2	2.0	2	1
09/21	at Auburn	<i>DNP</i>					<i>DNP</i>					9	22	2.4	14	0
09/28	Texas A&M	<i>DNP</i>					<i>DNP</i>					3	15	5.0	7	0
10/05	Tennessee	<i>DNP</i>					0	0	0.0	--	0	8	62	7.8	24	0
10/19	LSU	<i>DNP</i>					<i>DNP</i>					3	3	1.0	3	0
10/26																
11/01																
11/16																
11/22																
11/29																
TOTALS		1	3	3.0	3	0	5	28	5.6	10	1	27	127	4.7	24	2

Game 8: Mississippi State

RUSHING:		ISAIAH SATEGNA					MALACHI SINGLETON				
DATE	OPP.	NO.	YDS	AVG	LG	TD	NO.	YDS	AVG	LG	TD
08/29	Ark.-Pine Bluff	0	0	0.0	--	0	3	6	2.0	4	1
09/07	at Oklahoma St.	0	0	0.0	--	0	<i>DNP</i>				
09/14	UAB	0	0	0.0	--	0	<i>DNP</i>				
09/21	at Auburn	0	0	0.0	--	0	1	0	0.0	--	0
09/28	Texas A&M	1	15	15.0	15	0	<i>DNP</i>				
10/05	Tennessee	0	0	0.0	--	0	4	15	3.8	11	1
10/19	LSU	0	0	0.0	--	0	<i>DNP</i>				
10/26											
11/01											
11/16											
11/22											
11/29											
TOTALS		1	15	15.0	15	0	8	21	2.6	11	2

Game 8: Mississippi State

2024 INDIVIDUAL GAME-BY-GAME STATS

PASSING:		BLAKE BODA												
DATE	OPP.	ATT	CMP	YDS	CMP%	Y/A	Y/C	TD	TD%	INT	INT%	LG	SK/YD	RATE
08/29	Ark.-Pine Bluff													
09/07	at Oklahoma St.													
09/14	UAB													
09/21	at Auburn													
09/28	Texas A&M													
10/05	Tennessee													
10/19	LSU													
10/26														
11/01														
11/16														
11/22														
11/29														
TOTALS		0	0	0	0.0%	0.0	0.0	0	0.0%	0	0.0%	--	0/0	0.0

PASSING:		TAYLEN GREEN												
DATE	OPP.	ATT	CMP	YDS	CMP%	Y/A	Y/C	TD	TD%	INT	INT%	LG	SK/YD	RATE
08/29	Ark.-Pine Bluff	23	16	229	69.6%	10.0	14.3	2	8.7%	0	0.0%	34	0/0	130.5
09/07	at Oklahoma St.	45	26	416	57.8%	9.2	16.0	1	2.2%	1	2.2%	43	3/28	86.9
09/14	UAB	26	11	161	42.3%	6.2	14.6	0	0.0%	1	3.8%	29	3/13	47.1
09/21	at Auburn	27	12	151	44.4%	5.6	12.6	1	3.7%	2	7.4%	58	3/27	43.9
09/28	Texas A&M	41	23	279	56.1%	6.8	12.1	1	2.4%	1	2.4%	75	3/19	75.2
10/05	Tennessee	27	19	266	70.4%	9.9	14.0	0	0.0%	0	0.0%	30	1/8	101.8
10/19	LSU	31	21	240	67.7%	7.7	11.4	1	3.2%	1	3.2%	25	3/24	88.1
10/26														
11/01														
11/16														
11/22														
11/29														
TOTALS		220	128	1,742	58.2%	7.9	13.6	6	2.7%	6	2.7%	75	16/119	81.3

PASSING:		KJ JACKSON												
DATE	OPP.	ATT	CMP	YDS	CMP%	Y/A	Y/C	TD	TD%	INT	INT%	LG	SK/YD	RATE
08/29	Ark.-Pine Bluff	4	4	59	100.0%	14.8	14.8	0	0.0%	0	0.0%	18	0/0	118.8
09/07	at Oklahoma St.													
09/14	UAB													
09/21	at Auburn													
09/28	Texas A&M													
10/05	Tennessee													
10/19	LSU													
10/26														
11/01														
11/16														
11/22														
11/29														
TOTALS		4	4	59	100.0%	14.8	14.8	0	0.0%	0	0.0%	18	0/0	118.8

Game 8: Mississippi State

PASSING:		AUSTIN LEDBETTER												
DATE	OPP.	ATT	CMP	YDS	CMP%	Y/A	Y/C	TD	TD%	INT	INT%	LG	SK/YD	RATE
08/29	Ark.-Pine Bluff							<i>DNP</i>						
09/07	at Oklahoma St.							<i>DNP</i>						
09/14	UAB							<i>DNP</i>						
09/21	at Auburn							<i>DNP</i>						
09/28	Texas A&M							<i>DNP</i>						
10/05	Tennessee							<i>DNP</i>						
10/19	LSU							<i>DNP</i>						
10/26														
11/01														
11/16														
11/22														
11/29														
TOTALS		0	0	0	0.0%	0.0	0.0	0	0.0%	0	0.0%	--	0/0	0.0

PASSING:		MALACHI SINGLETON												
DATE	OPP.	ATT	CMP	YDS	CMP%	Y/A	Y/C	TD	TD%	INT	INT%	LG	SK/YD	RATE
08/29	Ark.-Pine Bluff	10	8	120	80.0%	12.0	15.0	0	0.0%	0	0.0%	28	0/0	116.7
09/07	at Oklahoma St.							<i>DNP</i>						
09/14	UAB							<i>DNP</i>						
09/21	at Auburn	1	0	0	0.0%	0.0	0.0	0	0.0%	0	0.0%	0	0/0	39.6
09/28	Texas A&M							<i>DNP</i>						
10/05	Tennessee	3	2	31	66.7%	10.3	15.5	0	0.0%	0	0.0%	18	1/1	100.7
10/19	LSU							<i>DNP</i>						
10/26														
11/01														
11/16														
11/22														
11/29														
TOTALS		14	10	151	71.4%	10.8	15.1	0	0.0%	0	0.0%	28	1/1	106.5

Game 8: Mississippi State

2024 INDIVIDUAL GAME-BY-GAME STATS

KICKOFF RETURNS:		MONTE HARRISON						RODNEY HILL						ISAIAH SATEGNA					
DATE	OPP.	NO.	YDS	AVG	LG	FC	TD	NO.	YDS	AVG	LG	FC	TD	NO.	YDS	AVG	LG	FC	TD
08/29	Ark.-Pine Bluff	0	0	0.0	0	0	0	0	0	0.0	0	0	0	1	30	30.0	30	0	0
09/07	at Oklahoma St.	0	0	0.0	0	0	0	0	0	0.0	0	0	0	1	16	16.0	16	0	0
09/14	UAB	1	20	20.0	20	0	0	1	16	16.0	16	0	0	0	0	0.0	0	0	0
09/21	at Auburn	0	0	0.0	0	0	0	0	0	0.0	0	0	0	0	0	0.0	0	0	0
09/28	Texas A&M	<i>DNP</i>						0	0	0.0	0	0	0	0	0	0.0	0	0	0
10/05	Tennessee	0	0	0.0	0	0	0	<i>DNP</i>						0	0	0.0	0	0	0
10/19	LSU	0	0	0.0	0	0	0	<i>DNP</i>						0	0	0.0	0	0	0
10/26																			
11/01																			
11/16																			
11/22																			
11/29																			
TOTALS		1	20	20.0	20	0	0	1	16	16.0	16	0	0	2	46	23.0	30	0	0

Game 8: Mississippi State

2024 INDIVIDUAL GAME-BY-GAME STATS

INTERCEPTION RETURNS:		JAYDEN JOHNSON					TJ METCALF					JAHEIM SINGLETARY					DONEIKO SLAUGHTER				
DATE	OPP.	NO.	YDS	AVG	LG	TD	NO.	YDS	AVG	LG	TD	NO.	YDS	AVG	LG	TD	NO.	YDS	AVG	LG	TD
08/29	Ark.-Pine Bluff	0	0	0.0	--	0	0	0	0.0	--	0	0	0	0.0	--	0	0	0	0.0	--	0
09/07	at Oklahoma St.	0	0	0.0	--	0	0	0	0.0	--	0	1	0	0.0	--	0	0	0	0.0	--	0
09/14	UAB	0	0	0.0	--	0	1	23	23.0	23	0	0	0	0.0	--	0	0	0	0.0	--	0
09/21	at Auburn	1	10	10.0	10	0	2	21	10.5	21	0	0	0	0.0	--	0	1	0	0.0	--	0
09/28	Texas A&M	0	0	0.0	--	0	0	0	0.0	--	0	0	0	0.0	--	0	0	0	0.0	--	0
10/05	Tennessee	0	0	0.0	--	0	0	0	0.0	--	0	0	0	0.0	--	0	0	0	0.0	--	0
10/19	LSU	0	0	0.0	--	0	0	0	0.0	--	0	0	0	0.0	--	0	0	0	0.0	--	0
10/26																					
11/01																					
11/16																					
11/22																					
11/29																					
TOTALS		1	10	10.0	10	0	3	44	14.7	23	0	1	0	0.0	--	0	1	0	0.0	--	0

Game 8: Mississippi State

2024 INDIVIDUAL GAME-BY-GAME STATS

FUMBLE RETURNS:		DEVIN BALE					RASHOD DUBINION					TAYLEN GREEN					JA'QUINDEN JACKSON				
DATE	OPP.	NO.	YDS	AVG	LG	TD	NO.	YDS	AVG	LG	TD	NO.	YDS	AVG	LG	TD	NO.	YDS	AVG	LG	TD
08/29	Ark.-Pine Bluff	0	0	0.0	--	0	0	0	0.0	--	0	0	0	0.0	--	0	0	0	0.0	--	0
09/07	at Oklahoma St.	0	0	0.0	--	0	DNP					0	0	0.0	--	0	1	0	0.0	--	0
09/14	UAB	0	0	0.0	--	0	DNP					0	0	0.0	--	0	0	0	0.0	--	0
09/21	at Auburn	0	0	0.0	--	0	DNP					0	0	0.0	--	0	0	0	0.0	--	0
09/28	Texas A&M	1	0	0.0	--	0	DNP					1	0	0.0	--	0	0	0	0.0	--	0
10/05	Tennessee	0	0	0.0	--	0	0	0	0.0	--	0	0	0	0.0	--	0	0	0	0.0	--	0
10/19	LSU	0	0	0.0	--	0	1	0	0.0	--	0	1	0	0.0	--	0	0	0	0.0	--	0
10/26																					
11/01																					
11/16																					
11/22																					
11/29																					
TOTALS		1	0	0.0	--	0	1	0	0.0	--	0	2	0	0.0	--	0	1	0	0.0	--	0

FUMBLE RETURNS:		TJ METCALF					ISAIAH SATEGNA				
DATE	OPP.	NO.	YDS	AVG	LG	TD	NO.	YDS	AVG	LG	TD
08/29	Ark.-Pine Bluff	0	0	0.0	--	0	0	0	0.0	--	0
09/07	at Oklahoma St.	0	0	0.0	--	0	1	0	0.0	--	0
09/14	UAB	0	0	0.0	--	0	0	0	0.0	--	0
09/21	at Auburn	1	0	0.0	--	0	0	0	0.0	--	0
09/28	Texas A&M	0	0	0.0	--	0	0	0	0.0	--	0
10/05	Tennessee	0	0	0.0	--	0	0	0	0.0	--	0
10/19	LSU	0	0	0.0	--	0	0	0	0.0	--	0
10/26											
11/01											
11/16											
11/22											
11/29											
TOTALS		1	0	0.0	--	0	1	0	0.0	--	0

Game 8: Mississippi State

2024 INDIVIDUAL GAME-BY-GAME STATS

FIELD GOALS:		KYLE RAMSEY									
DATE	OPP.	0-19	20-29	30-39	40-49	50+	TOTAL	FGM	FGA	PCT	LG
08/29	Ark.-Pine Bluff	0/0	0/0	0/0	0/0	0/0	0/0	0	0	0.0%	0
09/07	at Oklahoma St.	0/0	0/0	0/0	1/3	0/0	1/3	1	3	33.3%	45
09/14	UAB	0/0	1/1	0/0	1/2	1/1	3/4	3	4	75.0%	51
09/21	at Auburn	0/0	0/0	0/0	1/2	0/0	1/2	1	2	50.0%	43
09/28	Texas A&M	0/0	0/0	0/0	1/1	0/0	1/1	1	1	100.0%	45
10/05	Tennessee	0/0	1/1	0/0	0/1	0/0	1/2	1	2	50.0%	20
10/19	LSU	<i>DNP</i>									
10/26											
11/01											
11/16											
11/22											
11/29											
TOTALS		0/0	2/2	0/0	4/9	1/1	7/12	7	12	58.3%	51

FIELD GOALS:		MATTHEW SHIPLEY									
DATE	OPP.	0-19	20-29	30-39	40-49	50+	TOTAL	FGM	FGA	PCT	LG
08/29	Ark.-Pine Bluff	<i>DNP</i>									
09/07	at Oklahoma St.	<i>DNP</i>									
09/14	UAB	<i>DNP</i>									
09/21	at Auburn	<i>DNP</i>									
09/28	Texas A&M	<i>DNP</i>									
10/05	Tennessee	0/0	1/1	0/0	0/0	0/0	1/1	1	1	100.0%	23
10/19	LSU	0/0	0/0	0/0	0/1	1/1	1/2	1	2	50.0%	51
10/26											
11/01											
11/16											
11/22											
11/29											
TOTALS		0/0	1/1	0/0	0/1	1/1	2/3	2	3	66.7%	51

Game 8: Mississippi State

2024 ALL

QUARTERBACK SACKS

DATE	OPPONENT	SACKS	YARDS	PLAYERS
08/29	Ark.-Pine Bluff	4.0	33	Stephen Dix, Jr. 1.0-9.0, Eric Gregory 1.0-6.0, Bradley Shaw 1.0-13.0, Xavian Sorey 1.0-5.0
09/07	at Oklahoma St.	0.0	0	--
09/14	UAB	1.0	7	Brad Spence 1.0-7.0
09/21	at Auburn	2.0	10	Nico Davillier 1.0-4.0, Doneiko Slaughter 1.0-6.0
09/28	Texas A&M	3.0	26	Landon Jackson 2.0-19.0, Quincy Rhodes Jr. 1.0-7.0
10/05	Tennessee	4.0	19	Eric Gregory 1.5-7.0, Cam Ball 1.0-7.0, Stephen Dix, Jr. 0.5-2.0, Landon Jackson 0.5-1.0, Larry Worth 0.5-2.0
10/19	LSU	0.0	0	--
10/26		--	--	--
11/01		--	--	--
11/16		--	--	--
11/22		--	--	--
11/29		--	--	--
TOTALS		14.0	95	Landon Jackson 2.5-20.0, Eric Gregory 2.5-13.0, Stephen Dix, Jr. 1.5-11.0, Bradley Shaw 1.0-13.0, Cam Ball 1.0-7.0, Quincy Rhodes Jr. 1.0-7.0, Brad Spence 1.0-7.0, Doneiko Slaughter 1.0-6.0, Xavian Sorey 1.0-5.0, Nico Davillier 1.0-4.0, Larry Worth 0.5-2.0

QUARTERBACK HURRY

DATE	OPPONENT	QH	PLAYERS
08/29	Ark.-Pine Bluff	5	Landon Jackson 2, Quincy Rhodes Jr. 2, Bradley Shaw 1
09/07	at Oklahoma St.	0	--
09/14	UAB	3	Nico Davillier 1, Eric Gregory 1, Quincy Rhodes Jr. 1
09/21	at Auburn	1	Nico Davillier 1
09/28	Texas A&M	1	Nico Davillier 1
10/05	Tennessee	3	Stephen Dix, Jr. 1, Landon Jackson 1, Brad Spence 1
10/19	LSU	7	Landon Jackson 3, Stephen Dix, Jr. 1, Eric Gregory 1, Quincy Rhodes Jr. 1, Xavian Sorey 1
10/26		--	--
11/01		--	--
11/16		--	--
11/22		--	--
11/29		--	--
TOTALS		20	Landon Jackson 6, Quincy Rhodes Jr. 4, Nico Davillier 3, Eric Gregory 2, Stephen Dix, Jr. 2, Brad Spence 1, Xavian Sorey 1, Bradley Shaw 1

PASSES DEFENSED

DATE	OPPONENT	PD	PLAYERS
08/29	Ark.-Pine Bluff	4	Selman Bridges 1, Aidan McCowan 1, Marquise Robinson 1, Jaheim Singletary 1
09/07	at Oklahoma St.	6	Jaylon Braxton 2, Doneiko Slaughter 2, Hudson Clark 1, Jayden Johnson 1
09/14	UAB	3	Landon Jackson 2, Doneiko Slaughter 1
09/21	at Auburn	6	TJ Metcalf 2, Stephen Dix, Jr. 1, Jayden Johnson 1, Marquise Robinson 1, Kee'yon Stewart 1
09/28	Texas A&M	3	Marquise Robinson 2, TJ Metcalf 1
10/05	Tennessee	3	Jayden Johnson 1, Jaheim Singletary 1, Doneiko Slaughter 1
10/19	LSU	5	Marquise Robinson 2, Hudson Clark 1, Eric Gregory 1, Larry Worth 1
10/26		--	--
11/01		--	--
11/16		--	--
11/22		--	--
11/29		--	--
TOTALS		30	Marquise Robinson 6, Doneiko Slaughter 4, Jayden Johnson 3, TJ Metcalf 3, Hudson Clark 2, Landon Jackson 2, Jaheim Singletary 2, Jaylon Braxton 2, Eric Gregory 1, Aidan McCowan 1, Kee'yon Stewart 1, Stephen Dix, Jr. 1, Larry Worth 1, Selman Bridges 1

Game 8: Mississippi State

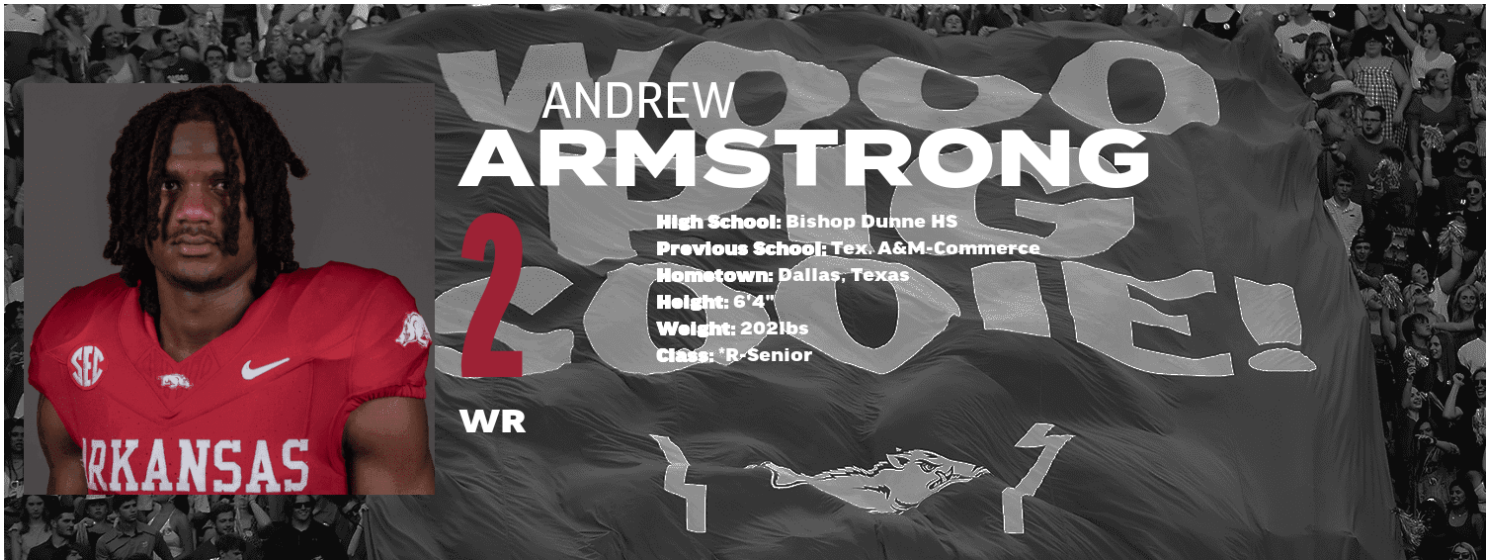
2024 REGULAR SEASON ARKANSAS RAZORBACKS OFFENSIVE HIGHS AND LOWS

HIGH	DATE	OPPONENT	CATEGORY	OPPONENT	DATE	LOW
70	8/29	vs. Ark.-Pine Bluff	Points	vs. LSU	10/19	10
28	8/29	vs. Ark.-Pine Bluff	Points in a Quarter	at Oklahoma St.	9/7	0
				at Auburn	9/21	
				vs. Texas A&M	9/28	
				vs. Tennessee	10/5	
				vs. LSU	10/19	
49	8/29	vs. Ark.-Pine Bluff	Points in a Half	vs. Texas A&M	9/28	3
				vs. Tennessee	10/5	
				vs. LSU	10/19	
10	8/29	vs. Ark.-Pine Bluff	Total Touchdowns	vs. LSU	10/19	1
52	9/21	at Auburn	Total Plays	vs. LSU	10/19	16
687	8/29	vs. Ark.-Pine Bluff	Total Net Yards	vs. LSU	10/19	278
34	8/29	vs. Ark.-Pine Bluff	Total First Downs	vs. LSU	10/19	15
18	9/14	vs. UAB	First Downs Rushing	vs. LSU	10/19	3
22	8/29	vs. Ark.-Pine Bluff	First Downs Passing	at Auburn	9/21	5
5	9/14	vs. UAB	First Down Penalties	vs. Ark.-Pine Bluff	8/29	0
				at Oklahoma St.	9/7	
				vs. LSU	10/19	
100.0%	8/29	vs. Ark.-Pine Bluff	Third Down Efficiency			
9.81	8/29	vs. Ark.-Pine Bluff	Average Yards Per Play	at Auburn	9/21	4.02
279	8/29	vs. Ark.-Pine Bluff	Total Net Yards Rushing	vs. LSU	10/19	38
55	9/21	at Auburn	Rushing Attempts	vs. LSU	10/19	19
8	8/29	vs. Ark.-Pine Bluff	Rushing Average Yards	vs. LSU	10/19	2
8	8/29	vs. Ark.-Pine Bluff	Rushing Touchdowns	vs. LSU	10/19	0
416	9/7	at Oklahoma St.	Total Net Yards Passing	at Auburn	9/21	151
46	9/7	at Oklahoma St.	Passing Attempts	vs. UAB	9/14	26
28	8/29	vs. Ark.-Pine Bluff	Passing Completions	vs. UAB	9/14	11
2	8/29	vs. Ark.-Pine Bluff	Passing Touchdowns	vs. UAB	9/14	0
				vs. Tennessee	10/5	
11	8/29	vs. Ark.-Pine Bluff	Passing Yards Average	at Auburn	9/21	5
2	9/21	at Auburn	Passes Thrown for Interception	vs. Ark.-Pine Bluff	8/29	0
				vs. Tennessee	10/5	
3	9/7	at Oklahoma St.	Times Sacked	vs. Ark.-Pine Bluff	8/29	0
3	9/7	at Oklahoma St.	QB Sacks	vs. Ark.-Pine Bluff	8/29	0
28	9/7	at Oklahoma St.	Sack Yards Lost	vs. Ark.-Pine Bluff	8/29	0
6	9/28	vs. Texas A&M	Total Punts	vs. Ark.-Pine Bluff	8/29	0
				vs. UAB	9/14	
263	9/28	vs. Texas A&M	Total Punt Yards	vs. Ark.-Pine Bluff	8/29	0
				vs. UAB	9/14	
57	10/5	vs. Tennessee	Punt Gross Average Yards	vs. Ark.-Pine Bluff	8/29	0
				vs. UAB	9/14	
50	10/5	vs. Tennessee	Punt Net Average Yards	vs. Ark.-Pine Bluff	8/29	0
				vs. UAB	9/14	
2	10/5	vs. Tennessee	Punt Returns	at Auburn	9/21	0
				vs. Texas A&M	9/28	
				vs. LSU	10/19	
33	8/29	vs. Ark.-Pine Bluff	Punt Return Yards	vs. UAB	9/14	0
				at Auburn	9/21	
				vs. Texas A&M	9/28	
				vs. LSU	10/19	
33.0	8/29	vs. Ark.-Pine Bluff	Punt Return Yards Average	vs. UAB	9/14	0.0
				at Auburn	9/21	
				vs. Texas A&M	9/28	
				vs. LSU	10/19	
3	9/21	at Auburn	Kickoff Returns	vs. Texas A&M	9/28	0
				vs. LSU	10/19	
36	9/14	vs. UAB	Kickoff Return Yards	at Auburn	9/21	0
				vs. Texas A&M	9/28	
				vs. Tennessee	10/5	
				vs. LSU	10/19	
10	9/28	vs. Texas A&M	Total Penalties	at Auburn	9/21	4
78	10/19	vs. LSU	Penalty Yards	at Auburn	9/21	20
4	9/7	at Oklahoma St.	Total Fumbles	vs. UAB	9/14	1
				at Auburn	9/21	
2	9/7	at Oklahoma St.	Fumbles Lost	vs. Ark.-Pine Bluff	8/29	0
				vs. UAB	9/14	
				at Auburn	9/21	
				vs. Tennessee	10/5	
36.599	9/21	at Auburn	Time of Possession	vs. LSU	10/19	21.116
3	9/7	at Oklahoma St.	Turnovers	vs. Ark.-Pine Bluff	8/29	0
				vs. Tennessee	10/5	
88,043	9/21	at Auburn	Attendance	vs. Ark.-Pine Bluff	8/29	40,127

Game 8: Mississippi State

2024 REGULAR SEASON ARKANSAS RAZORBACKS DEFENSIVE HIGHS AND LOWS

HIGH	DATE	OPPONENT	CATEGORY	OPPONENT	DATE	LOW
39	9/7	at Oklahoma St.	Points	vs. Ark.-Pine Bluff	8/29	0
18	9/7	at Oklahoma St.	Points in a Quarter	vs. Ark.-Pine Bluff	8/29	0
				at Oklahoma St.	9/7	
				vs. UAB	9/14	
				at Auburn	9/21	
				vs. Texas A&M	9/28	
				vs. Tennessee	10/5	
24	9/7	at Oklahoma St.	Points in a Half	vs. Ark.-Pine Bluff	8/29	0
				at Auburn	9/21	
				vs. Tennessee	10/5	
4	9/7	at Oklahoma St.	Total Touchdowns	vs. Ark.-Pine Bluff	8/29	0
37	10/19	vs. LSU	Total Plays	vs. Ark.-Pine Bluff	8/29	19
431	9/21	at Auburn	Total Net Yards	vs. Ark.-Pine Bluff	8/29	130
25	10/19	vs. LSU	Total First Downs	vs. Ark.-Pine Bluff	8/29	10
8	9/28	vs. Texas A&M	First Downs Rushing	at Oklahoma St.	9/7	2
15	9/7	at Oklahoma St.	First Downs Passing	vs. Ark.-Pine Bluff	8/29	6
				vs. Texas A&M	9/28	
5	10/19	vs. LSU	First Down Penalties	at Auburn	9/21	0
7.07	9/21	at Auburn	Average Yards Per Play	vs. Ark.-Pine Bluff	8/29	2.83
174	10/5	vs. Tennessee	Total Net Yards Rushing	vs. Ark.-Pine Bluff	8/29	7
38	9/28	vs. Texas A&M	Rushing Attempts	vs. Ark.-Pine Bluff	8/29	23
5	9/21	at Auburn	Rushing Average Yards	vs. Ark.-Pine Bluff	8/29	0
3	10/19	vs. LSU	Rushing Touchdowns	vs. Ark.-Pine Bluff	8/29	0
				vs. UAB	9/14	
				at Auburn	9/21	
326	9/7	at Oklahoma St.	Total Net Yards Passing	vs. Ark.-Pine Bluff	8/29	123
48	9/7	at Oklahoma St.	Passing Attempts	vs. Texas A&M	9/28	22
27	9/7	at Oklahoma St.	Passing Completions	vs. Ark.-Pine Bluff	8/29	11
				vs. Texas A&M	9/28	
3	9/14	vs. UAB	Passing Touchdowns	vs. Ark.-Pine Bluff	8/29	0
				vs. Tennessee	10/5	
				vs. LSU	10/19	
8	9/21	at Auburn	Passing Yards Average	vs. Ark.-Pine Bluff	8/29	5
				vs. Tennessee	10/5	
4	9/21	at Auburn	Passes Thrown for Interception	vs. Ark.-Pine Bluff	8/29	0
				vs. Texas A&M	9/28	
				vs. Tennessee	10/5	
4	8/29	vs. Ark.-Pine Bluff	Times Sacked	at Oklahoma St.	9/7	0
				vs. LSU	10/19	
4	8/29	vs. Ark.-Pine Bluff	QB Sacks	at Oklahoma St.	9/7	0
				vs. LSU	10/19	
33	8/29	vs. Ark.-Pine Bluff	Sack Yards Lost	at Oklahoma St.	9/7	0
				vs. LSU	10/19	
9	8/29	vs. Ark.-Pine Bluff	Total Punts	vs. LSU	10/19	1
388	9/28	vs. Texas A&M	Total Punt Yards	vs. LSU	10/19	34
44	9/21	at Auburn	Punt Gross Average Yards	vs. Ark.-Pine Bluff	8/29	32
44	9/21	at Auburn	Punt Net Average Yards	vs. Ark.-Pine Bluff	8/29	31
2	9/21	at Auburn	Punt Returns	vs. Ark.-Pine Bluff	8/29	0
				vs. UAB	9/14	
				vs. Tennessee	10/5	
6	9/28	vs. Texas A&M	Punt Return Yards	vs. Ark.-Pine Bluff	8/29	0
				vs. UAB	9/14	
				vs. Tennessee	10/5	
				vs. LSU	10/19	
6.0	9/28	vs. Texas A&M	Punt Return Yards Average	vs. Ark.-Pine Bluff	8/29	0.0
				vs. UAB	9/14	
				vs. Tennessee	10/5	
				vs. LSU	10/19	
2	9/14	vs. UAB	Kickoff Returns	at Auburn	9/21	0
				vs. Texas A&M	9/28	
				vs. Tennessee	10/5	
				vs. LSU	10/19	
61	9/21	at Auburn	Kickoff Return Yards	vs. Texas A&M	9/28	0
				vs. LSU	10/19	
11	10/19	vs. LSU	Total Penalties	vs. Ark.-Pine Bluff	8/29	5
109	9/14	vs. UAB	Penalty Yards	at Auburn	9/21	35
1	9/14	vs. UAB	Total Fumbles	vs. Ark.-Pine Bluff	8/29	0
				at Oklahoma St.	9/7	
				vs. Texas A&M	9/28	
				vs. LSU	10/19	
1	9/21	at Auburn	Fumbles Lost	vs. Ark.-Pine Bluff	8/29	0
				at Oklahoma St.	9/7	
				vs. UAB	9/14	
				vs. Texas A&M	9/28	
				vs. Tennessee	10/5	
				vs. LSU	10/19	
38.883	10/19	vs. LSU	Time of Possession	at Auburn	9/21	23.400
5	9/21	at Auburn	Turnovers	vs. Ark.-Pine Bluff	8/29	0
				vs. Texas A&M	9/28	
				vs. Tennessee	10/5	
				vs. LSU	10/19	
88,043	9/21	at Auburn	Attendance	vs. Ark.-Pine Bluff	8/29	40,127



ANDREW
ARMSTRONG

High School: Bishop Dunne HS
Previous School: Tex. A&M-Commerce
Hometown: Dallas, Texas
Height: 6'4"
Weight: 202lbs
Class: "R-Senior

WR

- ▶ 2024 Biletnikoff Award Watch List
- ▶ Transferred to Arkansas from Texas A&M-Commerce in 2023
- ▶ One of eight WR nationally averaging over 100 yards a game
- ▶ Became first Arkansas WR with 9+ receptions and 130+ yards in a game

- ▶ since 2020 at Oklahoma St. (Sept. 7)
- ▶ Led Arkansas in receptions (56), receiving yards (764) and receiving touchdowns (5) in 2023
- ▶ 34-game reception streak dating back to Oct. 16, 2021

ALL RUSHING/RECEIVING STATISTICS

DATE	TEAM	GP	GS	NO.	RECEIVING				NO.	RUSHING			
					YDS.	AVG.	LG	TD		YDS.	AVG.	LG	TD
2021	Tex. A&M-Commerce	10	3	15	297	19.8	74	3	0	0	0.0	0	0
2022	Tex. A&M-Commerce	11	11	62	1,020	16.5	96	13	0	0	0.0	0	0
2023	Arkansas	12	12	56	764	13.6	48	5	1	3	3.0	3	0
2024	Arkansas	6	6	45	646	14.4	35	1	0	0	0.0	0	0
Totals		39	32	178	2,727	15.3	96	22	1	3	3.0	3	0

SINGLE-GAME HIGHS: RUSHING/RECEIVING

Rush Attempts	1 vs. FIU, Nov 18, 2023	Receiving TDs	3 vs. North American, Sep 24, 2022 ...1 more at 3.
Rushing Yards	3 vs. FIU, Nov 18, 2023	All-Purpose Yards	164 at Oklahoma St., Sep 07, 2024 153 at Southeastern La., Oct 08, 2022 137 vs. UAB, Sep 14, 2024
Receptions	10 at Oklahoma St., Sep 07, 2024 9 vs. Tennessee, Oct 05, 2024 ...2 more at 9.	Kickoff Returns	1 at Tennessee Tech, Sep 10, 2022
Receiving Yards	164 at Oklahoma St., Sep 07, 2024 153 at Southeastern La., Oct 08, 2022 137 vs. UAB, Sep 14, 2024	Kickoff Return Yards	18 at Tennessee Tech, Sep 10, 2022
Receiving Average	44.7 vs. Lincoln (CA), Sep 01, 2022 34.3 at Florida, Nov 04, 2023 29.8 vs. North American, Sep 24, 2022		

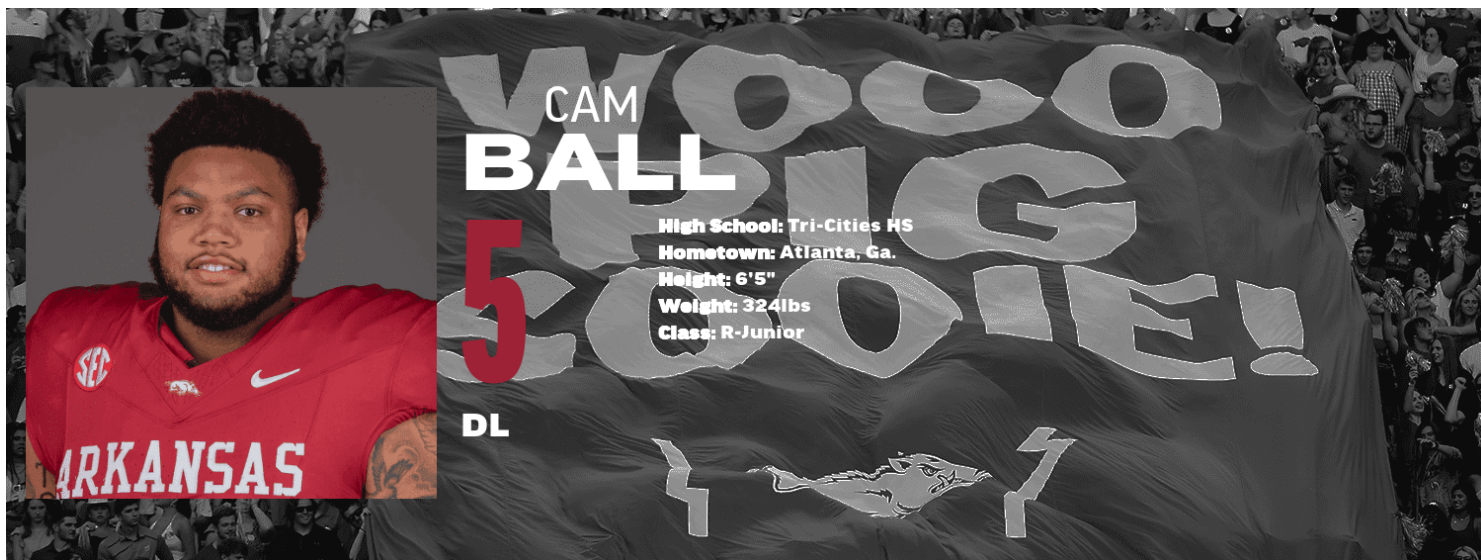
100-YARD RECEIVING GAMES (10): ALL

DATE	TEAM	NO.	YDS.	AVG.	LG	TD
09/01/22	LINCOLN (CA)	3	134	44.7	96	3
09/17/22	at Sam Houston	7	104	14.9	31	0
09/24/22	NORTH AMERICAN	4	119	29.8	49	3
10/08/22	at Southeastern La.	8	153	19.1	77	2
10/15/22	at McNeese	9	113	12.6	48	2
10/22/22	HOUSTON CHRISTIAN	6	102	17.0	45	1
11/04/23	at Florida	3	103	34.3	48	0
09/07/24	at Oklahoma St.	10	164	16.4	35	0
09/14/24	UAB	8	137	17.1	29	0
10/05/24	TENNESSEE	9	132	14.7	30	0

Game 8: Mississippi State

2024 GAME-BY-GAME ALL STATISTICS (ARKANSAS)

DATE	OPPONENT	P/S	NO.	RECEIVING				RUSHING				W/L	SCORE	
				YDS.	AVG.	LG	TD	NO.	YDS.	AVG.	LG			TD
08/29	Ark.-Pine Bluff						DNP						W	70-0
09/07	at Oklahoma St.	S	10	164	16.4	35	0	0	0	0.0	0	0	L	31-39
09/14	UAB	S	8	137	17.1	29	0	0	0	0.0	0	0	W	37-27
09/21	at Auburn	S	5	47	9.4	18	0	0	0	0.0	0	0	W	24-14
09/28	Texas A&M	S	6	72	12.0	27	0	0	0	0.0	0	0	L	17-21
10/05	Tennessee	S	9	132	14.7	30	0	0	0	0.0	0	0	W	19-14
10/19	LSU	S	7	94	13.4	25	1	0	0	0.0	0	0	L	10-34
2024 totals		6-6	45	646	14.4	35	1	0	0	0.0	0	0	4-3	



- ▶ 2024 Wuerffel Trophy Watch List
- ▶ Seen action in 30 of the Razorbacks' last 31 games with 14 career starts.
- ▶ Posted a career-high 32 tackles in addition to 1.5 tackles for loss, a half sack and a forced fumble in 2023.

- ▶ Recorded a tackle for loss as part of a four-tackle performance vs. Mississippi State (Oct. 21, 2023)
- ▶ Logged a career-best six tackles and a half sack at LSU (Sept. 23, 2023)
- ▶ Recorded his first career sack and forced a fumble in Liberty Bowl victory over Kansas (Dec. 28, 2022)

ALL DEFENSIVE STATISTICS

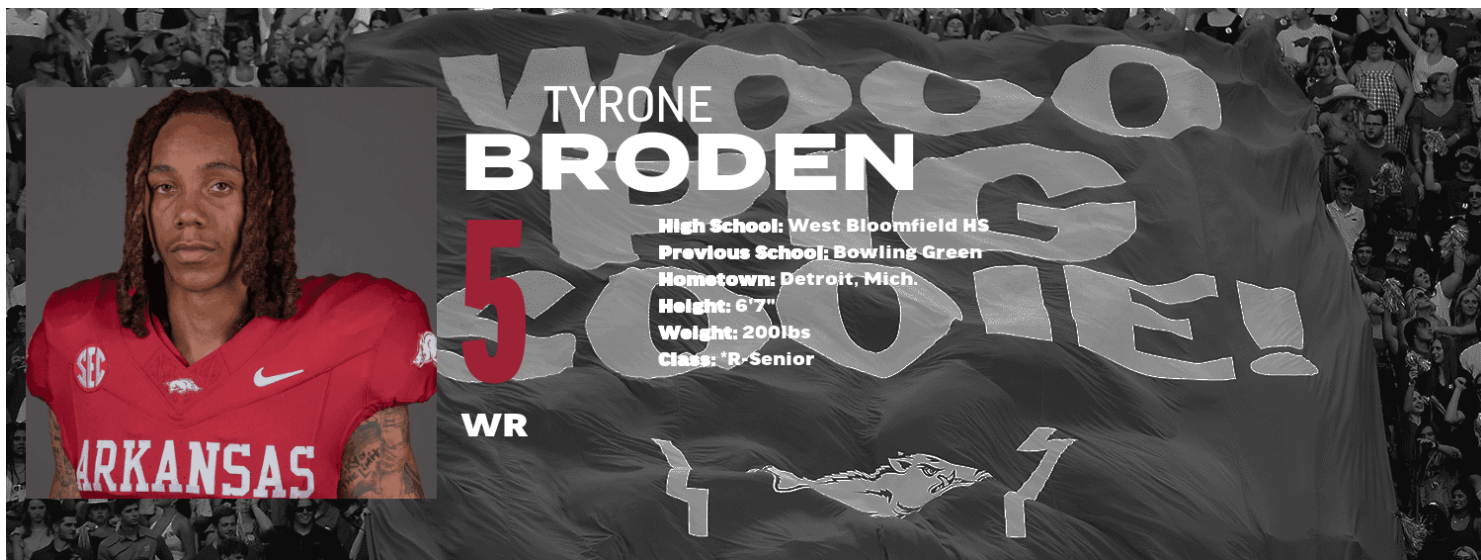
DATE	TEAM	GP	GS	TK	S	A	TACKLES					INTERCEPTIONS					O. FUMB					ST				MISC							
							TFL	YDS	SK	YDS	QH	NO	YDS	LG	TD	PD	FF	FR	TD	YDS	TK	S	A	FF	FR	S	A						
2021	Arkansas	3	0	1	0	1	0.0	0.0	0.0	0.0	1	0	0	0	0	0	0	0	0	0	0	0	0	0	0	0	0	0	0	0	0	0	0
2022	Arkansas	12	1	29	9	20	2.5	7.0	1.0	4.0	1	0	0	0	0	0	0	1	0	0	0	0	0	0	0	0	0	0	0	0	0	0	
2023	Arkansas	11	6	32	7	25	1.5	2.0	0.5	0.0	0	0	0	0	0	0	1	0	0	0	0	0	0	0	0	0	0	0	0	0	0	0	
2024	Arkansas	7	7	21	12	9	2.0	10.0	1.0	7.0	0	0	0	0	0	0	0	0	0	0	0	0	0	0	0	0	0	0	0	0	0	0	
Totals		33	14	83	28	55	6.0	19.0	2.5	11.0	2	0	0	0	0	0	0	2	0	0	0	0	0	0	0	0	0	0	0	0	0	0	

SINGLE-GAME HIGHS: DEFENSIVE

Total Tackles	6 at LSU, Sep 23, 2023 5 vs. LSU, Oct 19, 2024 ...3 more at 5.	Forced Fumbles	1 vs. Mississippi St., Oct 21, 2023 ...1 more at 1.
Solo Tackles	5 at Oklahoma St., Sep 07, 2024 3 vs. Tennessee, Oct 05, 2024 2 vs. LSU, Oct 19, 2024 ...4 more at 2.	Tackles For Loss	1 vs. LSU, Oct 19, 2024 ...4 more at 1.
Sacks	1.0 vs. Tennessee, Oct 05, 2024 ...1 more at 1.0.		

2024 GAME-BY-GAME ALL STATISTICS (ARKANSAS)

DATE	OPPONENT	P/S	TACKLES					INTERCEPTIONS					O. FUMB					ST				MISC			SCORE								
			TK	S	A	SK	YDS	TFL	YDS	QH	NO	YDS	LG	TD	PD	FF	FR	TD	YDS	TK	S	A	FF	FR		S	A	W/L					
08/29	Ark.-Pine Bluff	S	2	1	1	0.0	0.0	0.0	0	0	0	0	0	0	0	0	0	0	0	0	0	0	0	0	0	0	0	0	0	0	0	W	70-0
09/07	at Oklahoma St.	S	5	5	0	0.0	0.0	0.0	0	0	0	0	0	0	0	0	0	0	0	0	0	0	0	0	0	0	0	0	0	0	0	L	31-39
09/14	UAB	S	4	1	3	0.0	0.0	0.0	0	0	0	0	0	0	0	0	0	0	0	0	0	0	0	0	0	0	0	0	0	0	0	W	37-27
09/21	at Auburn	S	1	0	1	0.0	0.0	0.0	0	0	0	0	0	0	0	0	0	0	0	0	0	0	0	0	0	0	0	0	0	0	0	W	24-14
09/28	Texas A&M	S	0	0	0	0.0	0.0	0.0	0	0	0	0	0	0	0	0	0	0	0	0	0	0	0	0	0	0	0	0	0	0	0	L	17-21
10/05	Tennessee	S	4	3	1	1.0	7.0	1.0	7.0	0	0	0	0	0	0	0	0	0	0	0	0	0	0	0	0	0	0	0	0	0	0	W	19-14
10/19	LSU	S	5	2	3	0.0	0.0	1.0	3.0	0	0	0	0	0	0	0	0	0	0	0	0	0	0	0	0	0	0	0	0	0	0	L	10-34
2024 totals		7-7	21	12	9	1.0	7.0	2.0	10.0	0	0	0	0	0	0	0	0	0	0	0	0	0	0	0	0	0	0	0	0	0	4-3		



- ▶ Had three catches for 35 yards and a TD against UAPB (Aug.29)
- ▶ Transferred from Bowling Green following 2023 season
- ▶ Led the Falcons with seven receiving touchdowns (2023)

- ▶ Had a career-best 596 receiving yards (2022)
- ▶ Started all five games in 2020
- ▶ Was the tallest wide receiver in the nation in 2022

ALL RUSHING/RECEIVING STATISTICS

DATE	TEAM	GP	GS	RECEIVING					RUSHING				
				NO.	YDS.	AVG.	LG	TD	NO.	YDS.	AVG.	LG	TD
2019	Bowling Green	3	0	0	0	0.0	0	0	0	0	0.0	0	0
2020	Bowling Green	5	5	6	97	16.2	37	0	0	0	0.0	0	0
2021	Bowling Green	11	9	36	596	16.6	64	5	0	0	0.0	0	0
2022	Bowling Green	13	7	32	506	15.8	44	7	0	0	0.0	0	0
2023	Arkansas	12	4	15	109	7.3	19	3	1	9	9.0	9	0
2024	Arkansas	7	7	12	162	13.5	22	1	0	0	0.0	0	0
Totals		51	32	101	1,470	14.6	64	16	1	9	9.0	9	0

SINGLE-GAME HIGHS: RUSHING/RECEIVING

Rush Attempts	1 vs. BYU, Sep 16, 2023	Receiving Average	27.8 vs. Akron, Oct 09, 2021
Rushing Yards	9 vs. BYU, Sep 16, 2023		27.5 at Buffalo, Oct 30, 2021
Receptions	8 vs. Kent St., Nov 09, 2022		25.3 vs. South Alabama, Sep 11, 2021
	6 vs. Murray St., Sep 18, 2021	Receiving TDs	2 at Central Mich., Oct 22, 2022
	5 at Miami (OH), Nov 16, 2021		...2 more at 2.
	...1 more at 5.	All-Purpose Yards	111 vs. Akron, Oct 09, 2021
Receiving Yards	111 vs. Akron, Oct 09, 2021		110 at Buffalo, Oct 30, 2021
	110 at Buffalo, Oct 30, 2021		84 vs. Kent St., Nov 09, 2022
	84 vs. Kent St., Nov 09, 2022		

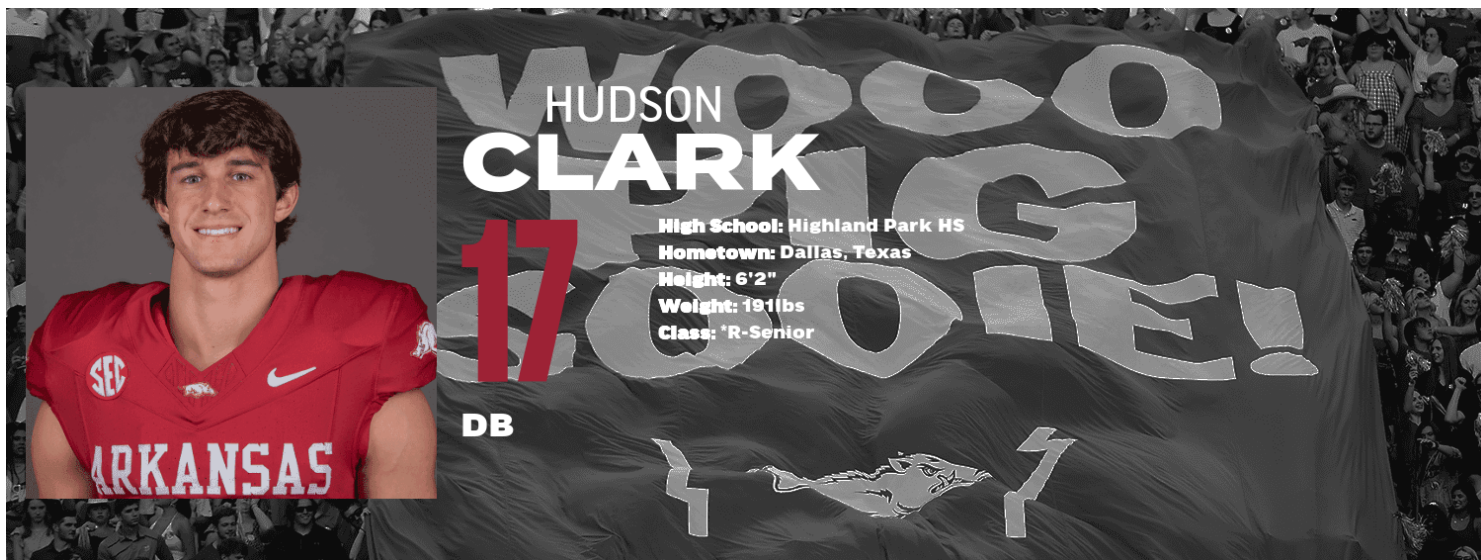
100-YARD RECEIVING GAMES (2): ALL

DATE	TEAM	NO.	YDS.	AVG.	LG	TD
10/09/21	AKRON	4	111	27.8	45	2
10/30/21	at Buffalo	4	110	27.5	64	2

2024 GAME-BY-GAME ALL STATISTICS (ARKANSAS)

DATE	OPPONENT	P/S	RECEIVING					RUSHING					W/L	SCORE	
			NO.	YDS.	AVG.	LG	TD	NO.	YDS.	AVG.	LG	TD			
08/29	Ark.-Pine Bluff	S	3	35	11.7	18	1	0	0	0.0	0	0	0	W	70-0
09/07	at Oklahoma St.	S	4	66	16.5	18	0	0	0	0.0	0	0	0	L	31-39
09/14	UAB	S	0	0	0.0	0	0	0	0	0.0	0	0	0	W	37-27
09/21	at Auburn	S	0	0	0.0	0	0	0	0	0.0	0	0	0	W	24-14
09/28	Texas A&M	S	1	15	15.0	15	0	0	0	0.0	0	0	0	L	17-21
10/05	Tennessee	S	1	22	22.0	22	0	0	0	0.0	0	0	0	W	19-14
10/19	LSU	S	3	24	8.0	14	0	0	0	0.0	0	0	0	L	10-34
2024 totals		7-7	12	162	13.5	22	1	0	0	0.0	0	0	0	4-3	

Game 8: Mississippi State



- ▶ One of the most experienced players on roster with 48 games played and 31 starts
- ▶ Became the 21st Razorback in school history to earn First-Team Academic All-America in 2023

- ▶ 2024 Reese's Senior Bowl Watch List
- ▶ 2024 and 2023 William V. Campbell Trophy Semifinalist
- ▶ 2023 NFF Hampshire Honor Society Member
- ▶ 2022 First-Team All-SEC (USA Today)

ALL DEFENSIVE STATISTICS

DATE	TEAM	GP	GS	TK	TACKLES							INTERCEPTIONS							O. FUMB					ST					MISC					
					S	A	TFL	YDS	SK	YDS	QH	NO	YDS	LG	TD	PD	FF	FR	TD	YDS	TK	S	A	FF	FR	S	A							
2020	Arkansas	8	7	47	32	15	1.0	1.0	0.0	0.0	0	3	18	18	0	3	0	0	0	0	0	0	0	0	0	0	0	0	0	0	0	0	0	0
2021	Arkansas	12	4	22	9	13	1.0	4.0	0.0	0.0	0	0	0	0	0	1	0	0	0	0	0	0	0	0	0	0	0	0	0	0	0	0	0	
2022	Arkansas	12	10	67	33	34	4.0	9.0	0.0	0.0	0	1	0	0	0	10	2	2	0	-5	0	0	0	0	0	0	0	0	0	0	0	0	0	
2023	Arkansas	12	9	51	31	20	4.5	24.0	0.5	3.0	1	1	0	0	0	4	0	1	0	1	0	0	0	0	0	0	0	0	0	0	0	0	0	
2024	Arkansas	4	0	5	3	2	0.0	0.0	0.0	0.0	0	0	0	0	0	2	0	0	0	0	0	0	0	0	0	0	0	0	0	0	0	0	0	
Totals		48	30	192	108	84	10.5	38.0	0.5	3.0	1	5	18	18	0	20	2	3	0	-4	0	0	0	0	0	0	0	0	0	0	0	0	0	

SINGLE-GAME HIGHS: DEFENSIVE

Total Tackles	11 at BYU, Oct 15, 2022 10 at Missouri, Dec 05, 2020 9 vs. LSU, Nov 12, 2022 ...1 more at 9.	Tackles For Loss	2 at Missouri, Nov 25, 2022 1 vs. Missouri, Nov 24, 2023 ...7 more at 1.
Solo Tackles	8 at Missouri, Dec 05, 2020 7 at Texas A&M, Oct 31, 2020 ...1 more at 7.	Interceptions	3 vs. Ole Miss, Oct 17, 2020 1 vs. Western Caro., Sep 02, 2023 ...1 more at 1.
Sacks	0.5 at Alabama, Oct 14, 2023	Interception Return Yards	18 vs. Ole Miss, Oct 17, 2020
Passes Defensed	3 at Mississippi St., Oct 08, 2022 2 vs. LSU, Nov 12, 2022 1 vs. LSU, Oct 19, 2024 ...14 more at 1.	Longest Opponent's Fumble Return	1 vs. BYU, Sep 16, 2023
Forced Fumbles	1 vs. Alabama, Oct 01, 2022 ...1 more at 1.	Longest Own Fumble Return	1 vs. BYU, Sep 16, 2023
Fumble Recoveries	1 vs. BYU, Sep 16, 2023 ...2 more at 1.		

2024 GAME-BY-GAME ALL STATISTICS (ARKANSAS)

DATE	OPPONENT	P/S	TACKLES							INTERCEPTIONS							O. FUMB					ST					MISC		W/L	SCORE					
			TK	S	A	SK	YDS	TFL	YDS	QH	NO	YDS	LG	TD	PD	FF	FR	TD	YDS	TK	S	A	FF	FR	S	A									
08/29	Ark.-Pine Bluff	P	0	0	0	0.0	0.0	0.0	0.0	0	0	0	0	0	0	0	0	0	0	0	0	0	0	0	0	0	0	0	0	0	0	0	0	W	70-0
09/07	at Oklahoma St.	P	0	0	0	0.0	0.0	0.0	0.0	0	0	0	0	0	1	0	0	0	0	0	0	0	0	0	0	0	0	0	0	0	0	0	L	31-39	
09/14	UAB																																W	37-27	
09/21	at Auburn																																W	24-14	
09/28	Texas A&M																																L	17-21	
10/05	Tennessee	P	1	0	1	0.0	0.0	0.0	0.0	0	0	0	0	0	0	0	0	0	0	0	0	0	0	0	0	0	0	0	0	0	0	0	W	19-14	
10/19	LSU	P	4	3	1	0.0	0.0	0.0	0.0	0	0	0	0	0	1	0	0	0	0	0	0	0	0	0	0	0	0	0	0	0	0	0	L	10-34	
2024 totals		4-0	5	3	2	0.0	0.0	0.0	0.0	0	0	0	0	0	2	0	0	0	0	0	0	0	0	0	0	0	0	0	0	0	0	4-3			



NICO
DAVILLIER

High School: Maumelle HS
Hometown: Maumelle, Ark.
Height: 6'4"
Weight: 268lbs
Class: Junior

DL

- ▶ Recorded two tackles and a quarterback hurry vs. Texas A&M (Sept. 28)
- ▶ Recorded a sack at Auburn (Sept. 21)
- ▶ Recorded career-highs with 11 tackles with 3.5 tackles for loss and one sack in 2023

- ▶ Recorded a career-high three stops vs. Auburn (Nov. 11, 2023)
- ▶ Rated a four-star prospect by Rivals and a three-star prospect by 247Sports and ESPN while at Maumelle High School
- ▶ Also played basketball at Maumelle, averaging 10.6 points and 6.2 rebounds per game.

ALL DEFENSIVE STATISTICS

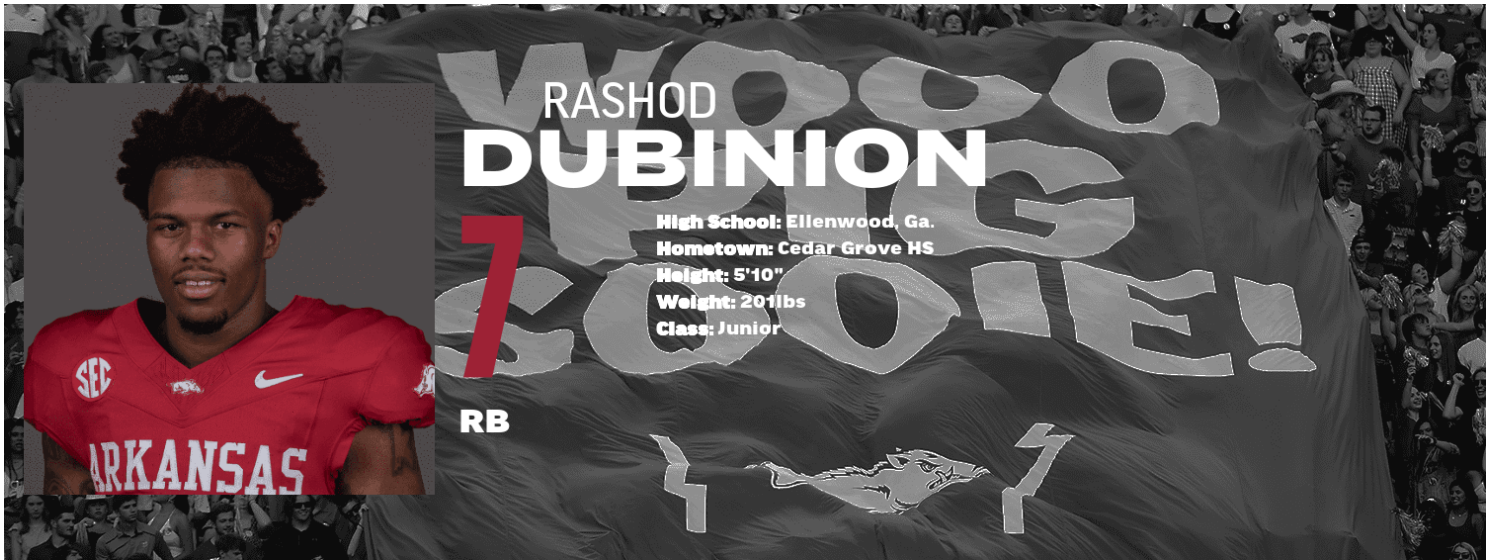
DATE	TEAM	GP	GS	TK	TACKLES							INTERCEPTIONS					O. FUMB				ST				MISC							
					S	A	TFL	YDS	SK	YDS	QH	NO	YDS	LG	TD	PD	FF	FR	TD	YDS	TK	S	A	FF	FR	S	A					
2022	Arkansas	11	0	0	0	0	0.0	0.0	0.0	0.0	0	0	0	0	0	0	0	0	0	0	0	0	0	0	0	0	0	0	0	0	0	0
2023	Arkansas	12	0	11	4	7	3.5	10.0	1.0	4.0	1	0	0	0	0	0	0	0	0	0	0	0	0	0	0	0	0	0	0	0	0	0
2024	Arkansas	7	6	15	6	9	1.5	5.0	1.0	4.0	3	0	0	0	0	0	0	0	0	0	0	0	0	0	0	0	0	0	0	0	0	0
Totals		30	6	26	10	16	5.0	15.0	2.0	8.0	4	0	0	0	0	0	0	0	0	0	0	0	0	0	0	0	0	0	0	0	0	0

SINGLE-GAME HIGHS: DEFENSIVE

Total Tackles	5 vs. Ark.-Pine Bluff, Aug 29, 2024 3 at Oklahoma St., Sep 07, 2024 ...1 more at 3.	Sacks	1.0 at Auburn, Sep 21, 2024 ...1 more at 1.0.
Solo Tackles	2 at Texas A&M, Sep 28, 2024 ...1 more at 2.	Tackles For Loss	1.5 at Ole Miss, Oct 07, 2023 1 at Auburn, Sep 21, 2024 ...2 more at 1.

2024 GAME-BY-GAME ALL STATISTICS (ARKANSAS)

DATE	OPPONENT	P/S	TACKLES							INTERCEPTIONS					O. FUMB				ST				MISC		SCORE								
			TK	S	A	SK	YDS	TFL	YDS	QH	NO	YDS	LG	TD	PD	FF	FR	TD	YDS	TK	S	A	FF	FR		S	A	W/L					
08/29	Ark.-Pine Bluff	S	5	2	3	0.0	0.0	0.5	1.0	0	0	0	0	0	0	0	0	0	0	0	0	0	0	0	0	0	0	0	0	0	0	W	70-0
09/07	at Oklahoma St.	S	3	0	3	0.0	0.0	0.0	0.0	0	0	0	0	0	0	0	0	0	0	0	0	0	0	0	0	0	0	0	0	0	0	L	31-39
09/14	UAB	S	2	0	2	0.0	0.0	0.0	0.0	1	0	0	0	0	0	0	0	0	0	0	0	0	0	0	0	0	0	0	0	0	0	W	37-27
09/21	at Auburn	S	1	1	0	1.0	4.0	1.0	4.0	1	0	0	0	0	0	0	0	0	0	0	0	0	0	0	0	0	0	0	0	0	0	W	24-14
09/28	Texas A&M	S	2	2	0	0.0	0.0	0.0	0.0	1	0	0	0	0	0	0	0	0	0	0	0	0	0	0	0	0	0	0	0	0	0	L	17-21
10/05	Tennessee	P	0	0	0	0.0	0.0	0.0	0.0	0	0	0	0	0	0	0	0	0	0	0	0	0	0	0	0	0	0	0	0	0	0	W	19-14
10/19	LSU	S	2	1	1	0.0	0.0	0.0	0.0	0	0	0	0	0	0	0	0	0	0	0	0	0	0	0	0	0	0	0	0	0	0	L	10-34
2024 totals		7-6	15	6	9	1.0	4.0	1.5	5.0	3	0	0	0	0	0	0	0	0	0	0	0	0	0	0	0	0	0	0	0	0	4-3		



- ▶ Has appeared in 25 games with three starts in his career
- ▶ Carried the ball a season-high 15 times for a season-best 78 yards with three receptions for 35 yards at LSU (Sept. 23, 2023)
- ▶ Scored first TD of the season on a one-yard run vs. Kent State (Sept. 9, 2023)

- ▶ Rushed for a career-high 112 yards and two touchdowns in Liberty Bowl win over Kansas (Dec. 28, 2022)
- ▶ Rated a four-star prospect out of Cedar Grove High School by Rivals
- ▶ Led Cedar Grove to a pair of state championships

ALL RUSHING/RECEIVING STATISTICS

DATE	TEAM	GP	GS	NO.	RUSHING				RECEIVING				
					YDS.	AVG.	LG	TD	NO.	YDS.	AVG.	LG	TD
2022	Arkansas	12	1	69	287	4.2	26	5	12	108	9.0	29	1
2023	Arkansas	10	2	82	260	3.2	15	1	14	85	6.1	26	1
2024	Arkansas	3	0	9	40	4.4	13	0	5	56	11.2	19	0
Totals		25	3	160	587	3.7	26	6	31	249	8.0	29	2

SINGLE-GAME HIGHS: RUSHING/RECEIVING

Rush Attempts	20 vs. Kansas, Dec 28, 2022 15 at LSU, Sep 23, 2023 14 vs. Mississippi St., Oct 21, 2023 ...1 more at 14.	Receiving Average	11.7 at LSU, Sep 23, 2023 10.0 at BYU, Oct 15, 2022 6.3 vs. Kansas, Dec 28, 2022
Rushing Yards	112 vs. Kansas, Dec 28, 2022 78 at LSU, Sep 23, 2023 47 vs. Mississippi St., Oct 21, 2023 ...1 more at 47.	Receiving TDs	1 at Alabama, Oct 14, 2023 ...1 more at 1.
Rushing Average	5.6 vs. Kansas, Dec 28, 2022 5.2 at LSU, Sep 23, 2023 4.0 at Mississippi St., Oct 08, 2022	All-Purpose Yards	134 vs. Kansas, Dec 28, 2022 113 at LSU, Sep 23, 2023 58 vs. Mississippi St., Oct 21, 2023
Rushing TDs	2 vs. Kansas, Dec 28, 2022 ...1 more at 2.	Punt Return Yards	3 vs. Kansas, Dec 28, 2022
Receptions	5 vs. Mississippi St., Oct 21, 2023 4 at BYU, Oct 15, 2022 3 at LSU, Sep 23, 2023 ...1 more at 3.	Punt Returns	1 vs. Kansas, Dec 28, 2022
Receiving Yards	40 at BYU, Oct 15, 2022 35 at LSU, Sep 23, 2023 29 vs. Cincinnati, Sep 03, 2022		

100-YARD RUSHING GAMES (1): ALL

DATE	TEAM	ATT.	YDS.	AVG.	LG	TD
12/28/22	KANSAS	20	112	5.6	26	2

Game 8: Mississippi State

2024 GAME-BY-GAME ALL STATISTICS (ARKANSAS)

DATE	OPPONENT	P/S	NO.	RUSHING				RECEIVING				W/L	SCORE	
				YDS.	AVG.	LG	TD	NO.	YDS.	AVG.	LG			TD
08/29	Ark.-Pine Bluff	P	3	15	5.0	7	0	2	14	7.0	11	0	W	70-0
09/07	at Oklahoma St.						DNP						L	31-39
09/14	UAB						DNP						W	37-27
09/21	at Auburn						DNP						W	24-14
09/28	Texas A&M						DNP						L	17-21
10/05	Tennessee	P	2	10	5.0	8	0	1	18	18.0	18	0	W	19-14
10/19	LSU	P	4	15	3.8	13	0	2	24	12.0	19	0	L	10-34
2024 totals		3-0	9	40	4.4	13	0	5	56	11.2	19	0	4-3	



- ▶ Rushed for two touchdowns in win over UAB (Sept. 14)
- ▶ Threw for a career-high 416 passing yards at OSU, the most by an Arkansas quarterback in a single game since Oct. 1, 2011 (Sept. 7)
- ▶ Became just the third Arkansas quarterback since 1997 to pass for multiple

- touchdowns and rush for multiple scores in a game vs. UAPB (Aug. 29)
- ▶ Made 22 starts at Boise State, completing 287 of 483 passes (59%) for 3,794 yards and 25 touchdowns
- ▶ 2022 Mountain West Freshman of the Year
- ▶ 2022 College Football News Freshman All-America Second Team

ALL PASSING STATISTICS

DATE	TEAM	GP	GS	ATT.	CMP.	PCT.	YDS	AVG.	TD	INT.	LG	SK	LST	RATE
2021	Boise St.	2	0	0	0	0.0	0	0.0	0	0	0	1	16	0.0
2022	Boise St.	13	10	271	166	61.3	2,042	7.5	14	6	52	6	45	92.5
2023	Boise St.	14	12	212	121	57.1	1,752	8.3	11	9	75	8	37	83.7
2024	Arkansas	7	7	220	128	58.2	1,742	7.9	6	6	75	16	119	81.3
Totals		36	29	703	415	59.0	5,536	7.9	31	21	75	31	217	86.3

ALL RUSHING STATISTICS

DATE	TEAM	GP	GS	NO.	YDS.	AVG.	LG	TD
2021	Boise St.	2	0	5	2	0.4	17	0
2022	Boise St.	13	10	81	588	7.3	91	10
2023	Boise St.	14	12	78	436	5.6	70	9
2024	Arkansas	7	7	87	316	3.6	36	4
Totals		36	29	251	1,342	5.3	91	23

ALL PASSING/RUSHING STATISTICS

DATE	TEAM	GP	GS	PASSING										RUSHING						
				ATT.	CMP.	PCT.	YDS	AVG.	TD	INT.	LG	SK	LST	RATE	NO.	YDS.	AVG.	LG	TD	
2021	Boise St.	2	0	0	0	0.0	0	0.0	0	0	0	0	1	16	0.0	5	2	0.4	17	0
2022	Boise St.	13	10	271	166	61.3	2,042	7.5	14	6	52	6	45	92.5	81	588	7.3	91	10	
2023	Boise St.	14	12	212	121	57.1	1,752	8.3	11	9	75	8	37	83.7	78	436	5.6	70	9	
2024	Arkansas	7	7	220	128	58.2	1,742	7.9	6	6	75	16	119	81.3	87	316	3.6	36	4	
Totals		36	29	703	415	59.0	5,536	7.9	31	21	75	31	217	86.3	251	1,342	5.3	91	23	

SINGLE-GAME HIGHS: QUARTERBACK

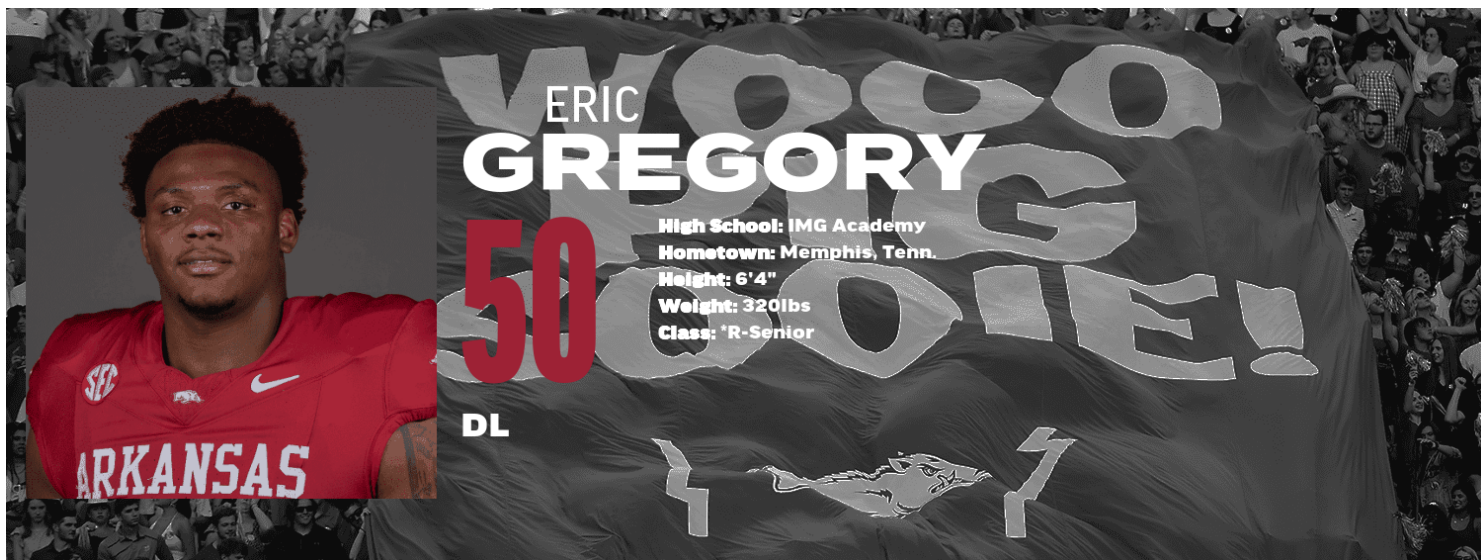
- Pass Attempts** 45 at Oklahoma St., Sep 07, 2024
41 at Texas A&M, Sep 28, 2024
39 at Washington, Sep 02, 2023
- Pass Completions** 26 at Oklahoma St., Sep 07, 2024
24 vs. Colorado St., Oct 29, 2022
23 at Texas A&M, Sep 28, 2024
- Yards Passing** 416 at Oklahoma St., Sep 07, 2024
305 vs. Colorado St., Oct 29, 2022
279 at Texas A&M, Sep 28, 2024
- TD Passes** 4 vs. Utah St., Nov 25, 2022
2 vs. Ark.-Pine Bluff, Aug 29, 2024
...5 more at 2.
- Completion Percentage** 80.0 at UNLV, Dec 02, 2023
...1 more at 80.0.

- Rush Attempts** 18 at Auburn, Sep 21, 2024
...1 more at 18.
- Rushing Yards** 121 vs. North Texas, Dec 17, 2022
105 vs. San Diego St., Sep 30, 2022
102 at Oregon St., Sep 03, 2022
- Rushing Average** 13.1 vs. San Diego St., Sep 30, 2022
11.3 at UNLV, Dec 02, 2023
10.1 vs. North Texas, Dec 17, 2022
- Rushing TDs** 2 vs. UAB, Sep 14, 2024
...6 more at 2.

Game 8: Mississippi State

300-YARD PASSING GAMES (2): ALL						
DATE	TEAM	NO.	YDS.	AVG.	LG	TD
10/29/22	COLORADO ST.	24	305	12.7	33	2
09/07/24	at Oklahoma St.	26	416	16.0	43	1

2024 GAME-BY-GAME ALL STATISTICS (ARKANSAS)																			
DATE	OPPONENT	P/S	PASSING										RUSHING						
			ATT	CMP	YDS	PCT	Y/A	Y/C	TD	INT	LG	SK/YD	RATE	ATT	YDS	LG	TD	W/L	SCORE
08/29	Ark.-Pine Bluff	S	23	16	229	69.6	10.0	14.3	2	0	34	0/0	130.5	6	88	36	2	W	70-0
09/07	at Oklahoma St.	S	45	26	416	57.8	9.2	16.0	1	1	43	3/28	86.9	18	61	31	0	L	31-39
09/14	UAB	S	26	11	161	42.3	6.2	14.6	0	1	29	3/13	47.1	17	96	14	2	W	37-27
09/21	at Auburn	S	27	12	151	44.4	5.6	12.6	1	2	58	3/27	43.9	18	80	22	0	W	24-14
09/28	Texas A&M	S	41	23	279	56.1	6.8	12.1	1	1	75	3/19	75.2	13	6	24	0	L	17-21
10/05	Tennessee	S	27	19	266	70.4	9.9	14.0	0	0	30	1/8	101.8	9	-5	4	0	W	19-14
10/19	LSU	S	31	21	240	67.7	7.7	11.4	1	1	25	3/24	88.1	6	-10	7	0	L	10-34
2024 totals			7-7	220	128	1,742	58.2	7.9	13.6	6	6	75	16/119	81.3	87	316	36	4	4-3



- ▶ In his sixth season in Fayetteville with 38 career starts
- ▶ Has played in 45 consecutive games, splitting time between defensive tackle and defensive end

- ▶ Recorded a career-best 1.5 sacks in win over No. 4 Tennessee (Oct. 5)
- ▶ Has recorded a sack in five consecutive seasons.
- ▶ Fall SEC Academic Honor Roll (2021, 2022)
- ▶ Four-star prospect by Rivals and ESPN

ALL DEFENSIVE STATISTICS

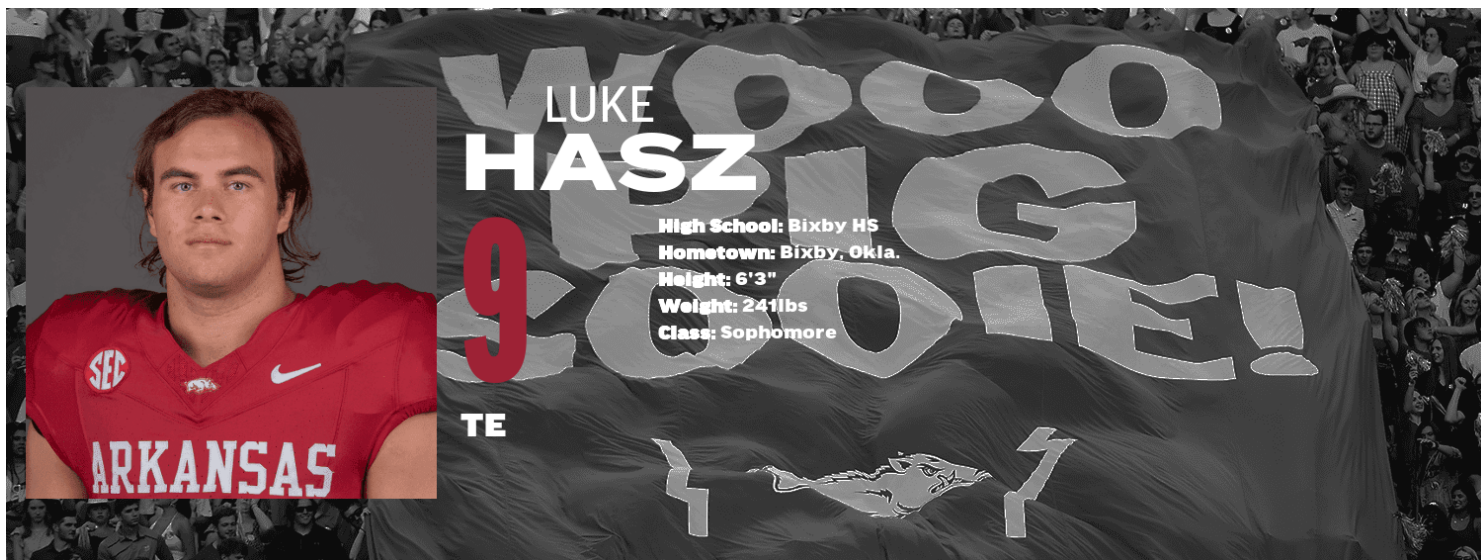
DATE	TEAM	GP	GS	TK	S	A	TACKLES					INTERCEPTIONS					O. FUMB					ST					MISC										
							TFL	YDS	SK	YDS	QH	NO	YDS	LG	TD	PD	FF	FR	TD	YDS	TK	S	A	FF	FR	S	A										
2019	Arkansas	2	0	4	1	3	0.0	0.0	0.0	0.0	0	0	0	0	0	0	0	0	0	0	0	0	0	0	0	0	0	0	0	0	0	0	0	0	0	0	0
2020	Arkansas	9	7	27	12	15	3.0	22.0	2.5	21.0	1	1	0	0	0	0	0	0	0	0	0	0	0	0	0	0	0	0	0	0	0	0	0	0	0	0	
2021	Arkansas	13	3	27	7	20	4.0	12.0	1.0	9.0	3	0	0	0	0	1	0	0	0	0	0	0	0	0	0	0	0	0	0	0	0	0	0	0	0	0	0
2022	Arkansas	12	9	19	8	11	4.0	14.0	2.0	11.0	4	0	0	0	0	0	0	0	0	0	0	0	0	0	0	0	0	0	0	0	0	0	0	0	0	0	0
2023	Arkansas	12	12	16	8	8	2.5	6.0	1.0	4.0	6	0	0	0	0	1	0	0	0	0	0	0	0	0	0	0	0	0	0	0	0	0	0	0	0	0	0
2024	Arkansas	7	7	21	11	10	4.0	16.0	2.5	13.0	2	0	0	0	0	1	0	0	0	0	0	0	0	0	0	0	0	0	0	0	0	0	0	0	0	0	0
Totals		55	38	114	47	67	17.5	70.0	9.0	58.0	16	1	0	0	0	3	0	0	0	0	0	0	0	0	0	0	0	0	0	0	0	0	0	0	0	0	0

SINGLE-GAME HIGHS: DEFENSIVE

Total Tackles	6 at Auburn, Oct 10, 2020 5 vs. Tennessee, Oct 05, 2024 ...2 more at 5.	Passes Defensed	1 vs. LSU, Oct 19, 2024 ...2 more at 1.
Solo Tackles	4 at Auburn, Oct 10, 2020 3 vs. Tennessee, Oct 05, 2024 ...1 more at 3.	Tackles For Loss	2 at Texas A&M, Sep 24, 2022 ...1 more at 2.
Sacks	1.5 vs. Tennessee, Oct 05, 2024 1.0 vs. Ark.-Pine Bluff, Aug 29, 2024 ...6 more at 1.0.	Interceptions	1 vs. Tennessee, Nov 07, 2020

2024 GAME-BY-GAME ALL STATISTICS (ARKANSAS)

DATE	OPPONENT	P/S	TK	S	A	TACKLES					INTERCEPTIONS					O. FUMB					ST					MISC											
						SK	YDS	TFL	YDS	QH	NO	YDS	LG	TD	PD	FF	FR	TD	YDS	TK	S	A	FF	FR	S	A	W/L	SCORE									
08/29	Ark.-Pine Bluff	S	2	1	1	1.0	6.0	1.5	7.0	0	0	0	0	0	0	0	0	0	0	0	0	0	0	0	0	0	0	0	0	0	0	0	0	0	0	W	70-0
09/07	at Oklahoma St.	S	2	0	2	0.0	0.0	0.0	0.0	0	0	0	0	0	0	0	0	0	0	0	0	0	0	0	0	0	0	0	0	0	0	0	0	0	0	L	31-39
09/14	UAB	S	5	1	4	0.0	0.0	0.0	0.0	1	0	0	0	0	0	0	0	0	0	0	0	0	0	0	0	0	0	0	0	0	0	0	0	0	0	W	37-27
09/21	at Auburn	S	2	2	0	0.0	0.0	0.0	0.0	0	0	0	0	0	0	0	0	0	0	0	0	0	0	0	0	0	0	0	0	0	0	0	0	0	0	W	24-14
09/28	Texas A&M	S	2	2	0	0.0	0.0	1.0	2.0	0	0	0	0	0	0	0	0	0	0	0	0	0	0	0	0	0	0	0	0	0	0	0	0	0	L	17-21	
10/05	Tennessee	S	5	3	2	1.5	7.0	1.5	7.0	0	0	0	0	0	0	0	0	0	0	0	0	0	0	0	0	0	0	0	0	0	0	0	0	0	W	19-14	
10/19	LSU	S	3	2	1	0.0	0.0	0.0	0.0	1	0	0	0	0	1	0	0	0	0	0	0	0	0	0	0	0	0	0	0	0	0	0	0	0	L	10-34	
2024 totals		7-7	21	11	10	2.5	13.0	4.0	16.0	2	0	0	0	0	1	0	0	0	0	0	0	0	0	0	0	0	0	0	0	0	0	0	0	0	4-3		



- ▶ 2024 John Mackey Award Watch List
- ▶ 2024 Comeback Player of the Year Award Watch List
- ▶ Scored on a 43-yard pass from Taylen Green at Oklahoma State (Sept. 7)
- ▶ Named to The Athletic's Midseason Freshman All-America team (2023)

- ▶ Ranked first among all freshmen tight ends in receiving yards and ranked seventh among all FBS tight ends in receiving yards at the time of his injury.
- ▶ Earned John Mackey Tight End of the Week honors after registering six receptions for 116 yards and two touchdowns at LSU (Sept. 23).

ALL RUSHING/RECEIVING STATISTICS

DATE	TEAM	GP	GS	RECEIVING					RUSHING				
				NO.	YDS.	AVG.	LG	TD	NO.	YDS.	AVG.	LG	TD
2023	Arkansas	5	5	16	253	15.8	59	3	0	0	0.0	0	0
2024	Arkansas	7	6	10	131	13.1	43	1	0	0	0.0	0	0
Totals		12	11	26	384	14.8	59	4	0	0	0.0	0	0

SINGLE-GAME HIGHS: RECEIVING

Receptions	6 at LSU, Sep 23, 2023 4 vs. BYU, Sep 16, 2023 3 vs. Ark.-Pine Bluff, Aug 29, 2024 ...1 more at 3.	Receiving TDs	2 at LSU, Sep 23, 2023 1 at Oklahoma St., Sep 07, 2024 ...1 more at 1.
Receiving Yards	116 at LSU, Sep 23, 2023 78 vs. BYU, Sep 16, 2023 46 at Oklahoma St., Sep 07, 2024	All-Purpose Yards	116 at LSU, Sep 23, 2023 78 vs. BYU, Sep 16, 2023 46 at Oklahoma St., Sep 07, 2024
Receiving Average	19.5 vs. BYU, Sep 16, 2023 19.3 at LSU, Sep 23, 2023 14.0 vs. Ark.-Pine Bluff, Aug 29, 2024		

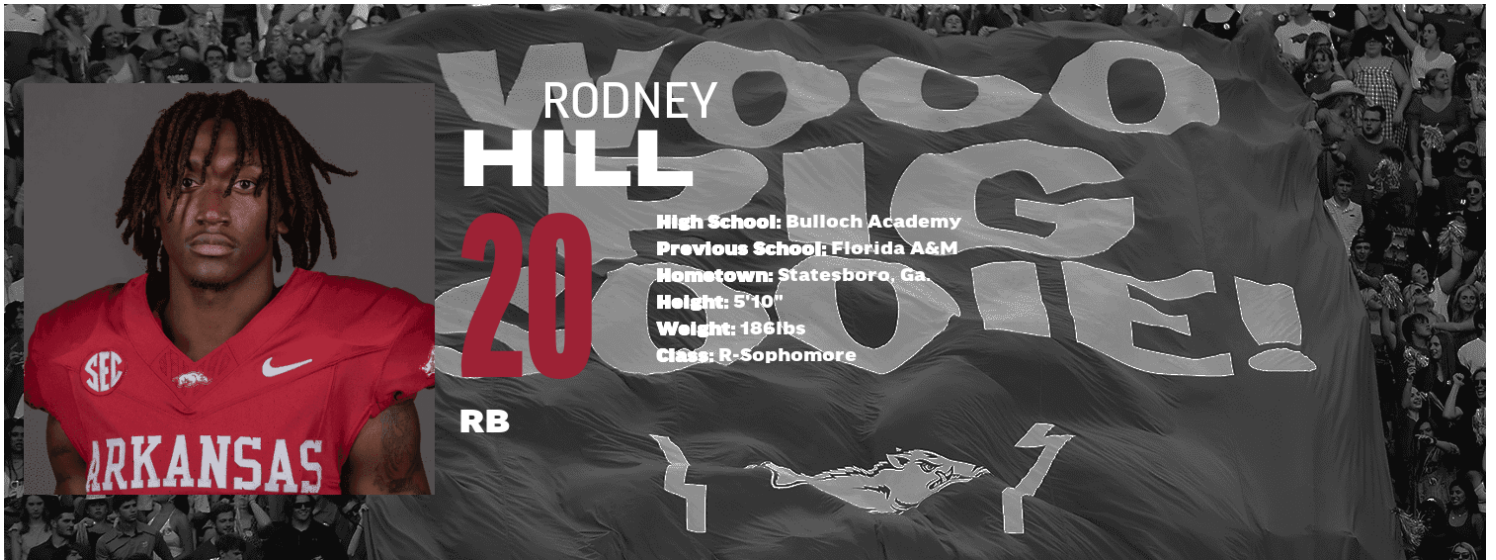
100-YARD RECEIVING GAMES (1): ALL

DATE	TEAM	NO.	YDS.	AVG.	LG	TD
09/23/23	at LSU	6	116	19.3	59	2

2024 GAME-BY-GAME ALL STATISTICS (ARKANSAS)

DATE	OPPONENT	P/S	RECEIVING					RUSHING					W/L	SCORE	
			NO.	YDS.	AVG.	LG	TD	NO.	YDS.	AVG.	LG	TD			
08/29	Ark.-Pine Bluff	S	3	42	14.0	20	0	0	0	0.0	0	0	0	W	70-0
09/07	at Oklahoma St.	S	2	46	23.0	43	1	0	0	0.0	0	0	0	L	31-39
09/14	UAB	S	0	0	0.0	0	0	0	0	0.0	0	0	0	W	37-27
09/21	at Auburn	S	1	3	3.0	3	0	0	0	0.0	0	0	0	W	24-14
09/28	Texas A&M	S	1	2	2.0	2	0	0	0	0.0	0	0	0	L	17-21
10/05	Tennessee	P	1	16	16.0	16	0	0	0	0.0	0	0	0	W	19-14
10/19	LSU	S	2	22	11.0	11	0	0	0	0.0	0	0	0	L	10-34
2024 totals		7-6	10	131	13.1	43	1	0	0	0.0	0	0	0	4-3	

Game 8: Mississippi State



- ▶ Transferred from Florida State to Florida A&M during the spring before arriving in Fayetteville.
- ▶ Rushed for 16 yards and scored a TD in win over UAPB (Aug. 29)
- ▶ Scored a TD and rushed for 30 yards in win over No. 16 Duke (Oct. 21, 2023)

- ▶ Rushed for a career-high 55 yards and a score on nine carries in his collegiate debut against Duquesne (Aug. 27, 2022)
- ▶ Four-star prospect rated No. 235 in ESPN300
- ▶ Also played basketball and ran track while at Bulloch Academy

ALL RUSHING/RECEIVING STATISTICS

DATE	TEAM	GP	GS	RUSHING					RECEIVING				
				NO.	YDS.	AVG.	LG	TD	NO.	YDS.	AVG.	LG	TD
2022	Florida St.	4	0	27	144	5.3	18	1	0	0	0.0	0	0
2023	Florida St.	13	0	50	190	3.8	19	1	5	83	16.6	48	0
2024	Arkansas	5	0	15	78	5.2	13	1	6	32	5.3	10	0
Totals		22	0	92	412	4.5	19	3	11	115	10.5	48	0

ALL RETURN STATISTICS

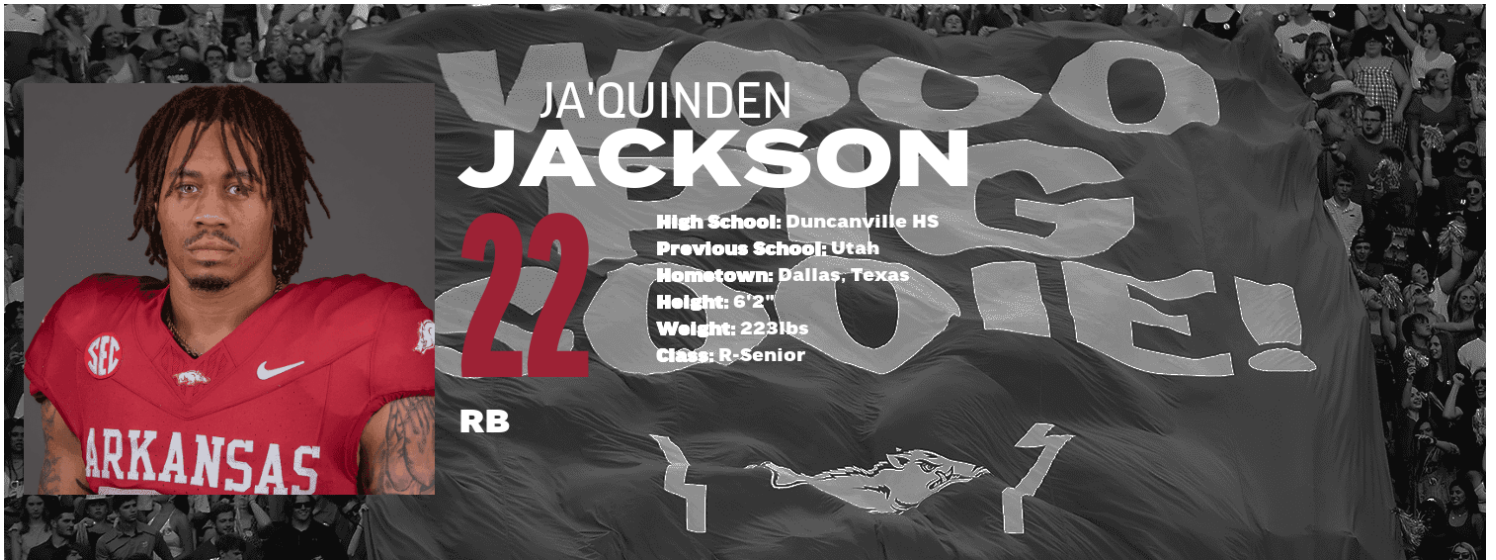
DATE	TEAM	RET.	KICKOFF RETURNS				PUNT RETURNS					
			YDS.	AVG.	LG	TD	NO.	FC	YDS.	AVG.	LG	TD
2022	Florida St.	0	0	0.0	0	0	0	0	0	0.0	0	0
2023	Florida St.	2	42	21.0	27	0	0	0	0	0.0	0	0
2024	Arkansas	1	16	16.0	16	0	0	0	0	0.0	0	0
Totals		3	58	19.3	27	0	0	0	0	0.0	0	0

SINGLE-GAME HIGHS: RUSHING/RECEIVING

Rush Attempts	9 vs. Louisiana, Nov 19, 2022 ...1 more at 9.	Receiving Yards	47 at Pittsburgh, Nov 04, 2023 23 at Wake Forest, Oct 28, 2023 16 vs. Ark.-Pine Bluff, Aug 29, 2024
Rushing Yards	55 vs. Duquesne, Aug 27, 2022 42 at Boston College, Sep 16, 2023 41 vs. Georgia Tech, Oct 29, 2022	Receiving Average	3.0 at Oklahoma St., Sep 07, 2024
Rushing Average	6.1 vs. Duquesne, Aug 27, 2022 3.4 vs. Louisiana, Nov 19, 2022	All-Purpose Yards	72 vs. Duke, Oct 21, 2023 55 vs. Duquesne, Aug 27, 2022 52 at Pittsburgh, Nov 04, 2023
Rushing TDs	1 vs. Ark.-Pine Bluff, Aug 29, 2024 ...2 more at 1.	Kickoff Returns	2 vs. Duke, Oct 21, 2023 1 vs. UAB, Sep 14, 2024
Receptions	3 at Oklahoma St., Sep 07, 2024 2 vs. Ark.-Pine Bluff, Aug 29, 2024 ...1 more at 2.	Kickoff Return Yards	42 vs. Duke, Oct 21, 2023 16 vs. UAB, Sep 14, 2024

2024 GAME-BY-GAME ALL STATISTICS (ARKANSAS)

DATE	OPPONENT	P/S	RUSHING					RECEIVING					W/L	SCORE
			NO.	YDS.	AVG.	LG	TD	NO.	YDS.	AVG.	LG	TD		
08/29	Ark.-Pine Bluff	P	4	15	3.8	6	1	2	16	8.0	10	0	W	70-0
09/07	at Oklahoma St.	P	4	19	4.8	12	0	3	9	3.0	9	0	L	31-39
09/14	UAB	P	3	23	7.7	13	0	0	0	0.0	0	0	W	37-27
09/21	at Auburn	P	3	14	4.7	7	0	1	7	7.0	7	0	W	24-14
09/28	Texas A&M	P	1	7	7.0	7	0	0	0	0.0	0	0	L	17-21
10/05	Tennessee						DNP						W	19-14
10/19	LSU						DNP						L	10-34
2024 totals		5-0	15	78	5.2	13	1	6	32	5.3	10	0	4-3	



- ▶ 2024 Honorable Mention Preseason All-SEC selection
- ▶ First Arkansas RB since Knile Davis in 2010 to rush for a TD in six straight games
- ▶ Rushed for a career-high 149 yards and three touchdowns on 24 carries (6.2 ypc) at No. 16 Oklahoma State (Sept. 7)

- ▶ Spent 2020 season at Texas before spending the 2021-23 seasons at Utah
- ▶ Played in 12 games with 11 starts in 2023 while leading the Utes in carries (161), rushing yards (797), rushing touchdowns (4) and 100-yard games (3)
- ▶ Saw action at quarterback, running back and on special teams during the 2022 season at Utah

ALL RUSHING/RECEIVING STATISTICS

DATE	TEAM	GP	GS	NO.	RUSHING					RECEIVING				
					YDS.	AVG.	LG	TD	NO.	YDS.	AVG.	LG	TD	
2020	Texas	1	0	0	0	0.0	0	0	0	0	0	0.0	0	0
2021	Utah	4	0	6	30	5.0	10	1	0	0	0	0.0	0	0
2022	Utah	12	0	78	531	6.8	66	9	1	8	8	8.0	8	0
2023	Utah	13	11	161	797	5.0	54	4	9	53	18	5.9	18	0
2024	Arkansas	7	7	104	592	5.7	46	10	11	125	26	11.4	26	0
Totals		37	18	349	1,950	5.6	66	24	21	186	26	8.9	26	0

SINGLE-GAME HIGHS: RUSHING/RECEIVING

- Rush Attempts**
26 at Southern California, Oct 21, 2023
24 at Oklahoma St., Sep 07, 2024
22 at Auburn, Sep 21, 2024
...1 more at 22.
- Rushing Yards**
149 at Oklahoma St., Sep 07, 2024
147 vs. UAB, Sep 14, 2024
129 at Baylor, Sep 09, 2023
- Rushing Average**
12.6 vs. Ark.-Pine Bluff, Aug 29, 2024
11.7 at Colorado, Nov 26, 2022
9.8 vs. UAB, Sep 14, 2024
- Rushing TDs**
3 at Oklahoma St., Sep 07, 2024
...1 more at 3.

- Receptions**
3 at Texas A&M, Sep 28, 2024
...1 more at 3.
- Receiving Yards**
36 at Texas A&M, Sep 28, 2024
33 vs. Tennessee, Oct 05, 2024
24 at Arizona, Nov 18, 2023
- Receiving Average**
12.0 at Texas A&M, Sep 28, 2024
8.0 at Arizona, Nov 18, 2023
- All-Purpose Yards**
170 at Oklahoma St., Sep 07, 2024
155 vs. UAB, Sep 14, 2024
140 at Baylor, Sep 09, 2023

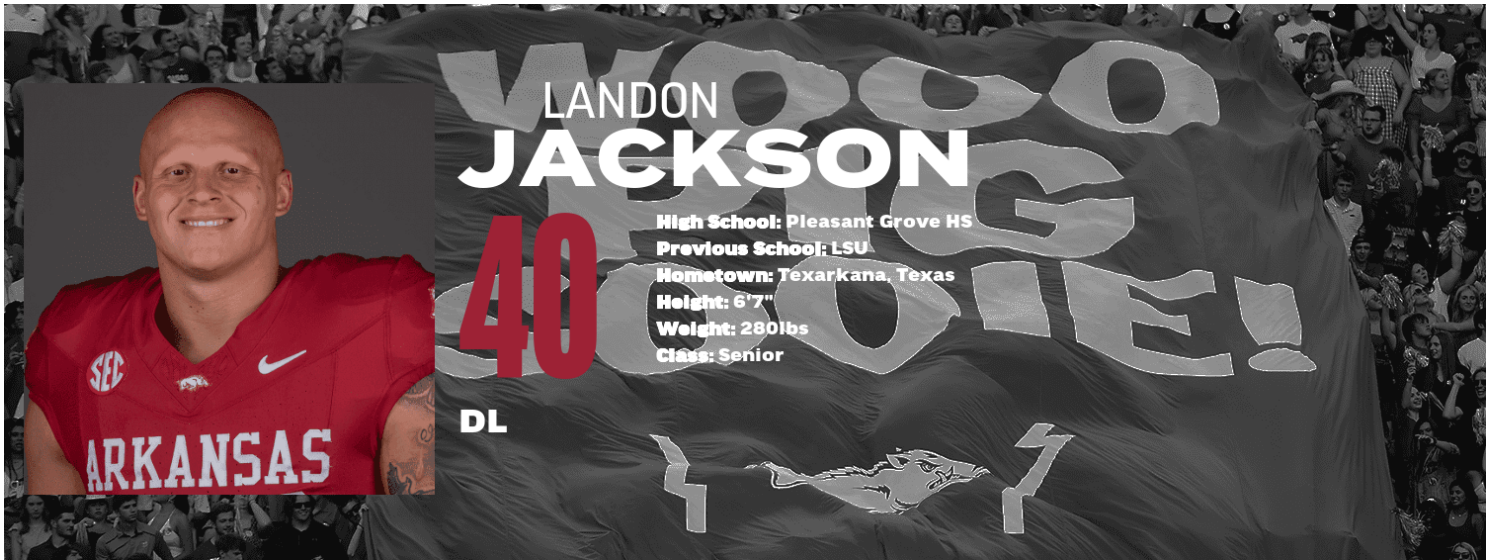
100-YARD RUSHING GAMES (8): ALL

DATE	TEAM	ATT.	YDS.	AVG.	LG	TD
11/26/22	at Colorado	10	117	11.7	66	3
12/02/22	at Southern California	13	105	8.1	53	2
09/09/23	at Baylor	19	129	6.8	44	0
10/21/23	at Southern California	26	117	4.5	26	0
11/04/23	ARIZONA ST.	13	111	8.5	54	1
08/29/24	ARK.-PINE BLUFF	8	101	12.6	46	2
09/07/24	at Oklahoma St.	24	149	6.2	26	3
09/14/24	UAB	15	147	9.8	28	1

Game 8: Mississippi State

2024 GAME-BY-GAME ALL STATISTICS (ARKANSAS)

DATE	OPPONENT	P/S	NO.	RUSHING				RECEIVING				W/L	SCORE	
				YDS.	AVG.	LG	TD	NO.	YDS.	AVG.	LG			TD
08/29	Ark.-Pine Bluff	S	8	101	12.6	46	2	2	20	10.0	14	0	W	70-0
09/07	at Oklahoma St.	S	24	149	6.2	26	3	2	21	10.5	13	0	L	31-39
09/14	UAB	S	15	147	9.8	28	1	1	8	8.0	8	0	W	37-27
09/21	at Auburn	S	22	75	3.4	10	2	0	0	0.0	0	0	W	24-14
09/28	Texas A&M	S	10	37	3.7	11	1	3	36	12.0	16	0	L	17-21
10/05	Tennessee	S	20	57	2.9	22	1	2	33	16.5	26	0	W	19-14
10/19	LSU	S	5	26	5.2	8	0	1	7	7.0	7	0	L	10-34
2024 totals		7-7	104	592	5.7	46	10	11	125	11.4	26	0	4-3	



LANDON
JACKSON

40

High School: Pleasant Grove HS
Previous School: LSU
Hometown: Texarkana, Texas
Height: 6'7"
Weight: 280lbs
Class: Senior

DL

- ▶ 2024 Bronko Nagurski Trophy Watch List
- ▶ 2024 Chuck Bednarik Award Watch List
- ▶ 2024 Lombardi Award Watch List
- ▶ 2024 Walter Camp Second-Team Preseason All-American

- ▶ Only Razorback since 1997 with multiple games of 8+ tackles, 3+ TFL, and 2+ Sacks in his career
- ▶ 2023 First-Team All-SEC
- ▶ Led Arkansas in tackles for loss (13.5) and sacks (6.5) while making a career-best 44 total tackles in 2023

ALL DEFENSIVE STATISTICS

DATE	TEAM	GP	GS	TK	S	A	TACKLES					INTERCEPTIONS					O. FUMB					ST		MISC											
							TFL	YDS	SK	YDS	QH	NO	YDS	LG	TD	PD	FF	FR	TD	YDS	TK	S	A	FF	FR	S	A								
2021	LSU	6	0	0	0	0	0.0	0.0	0.0	0.0	0	0	0	0	0	0	0	0	0	0	0	0	0	0	0	0	0	0	0	0	0	0	0	0	0
2022	Arkansas	12	6	19	7	12	2.5	18.0	2.0	17.0	2	0	0	0	0	1	1	0	0	0	0	0	0	0	0	0	0	0	0	0	0	0	0	0	
2023	Arkansas	12	12	44	22	22	13.5	78.0	6.5	54.0	2	0	0	0	0	1	0	0	0	0	0	0	0	0	0	0	0	0	0	0	0	0	0	0	
2024	Arkansas	7	7	27	16	11	4.5	27.0	2.5	20.0	6	0	0	0	0	2	0	0	0	0	0	0	0	0	0	0	0	0	0	0	0	0	0	0	
Totals		37	25	90	45	45	20.5	123.0	11.0	91.0	10	0	0	0	0	4	1	0	0	0	0	0	0	0	0	0	0	0	0	0	0	0	0	0	

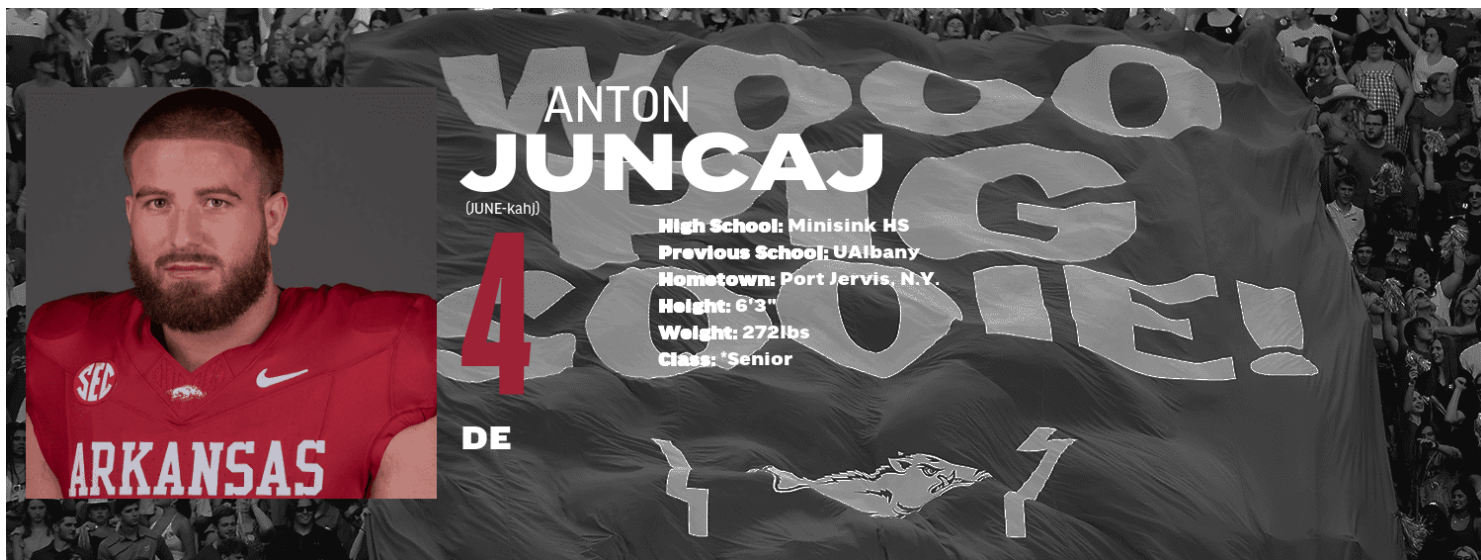
SINGLE-GAME HIGHS: DEFENSIVE

Total Tackles	11 at Alabama, Oct 14, 2023 8 at Texas A&M, Sep 28, 2024 5 vs. UAB, Sep 14, 2024 ...2 more at 5.	Passes Defensed	2 vs. UAB, Sep 14, 2024 1 vs. Mississippi St., Oct 21, 2023 ...1 more at 1.
Solo Tackles	7 at Alabama, Oct 14, 2023 6 at Texas A&M, Sep 28, 2024 4 vs. BYU, Sep 16, 2023	Forced Fumbles	1 at Texas A&M, Sep 24, 2022
Sacks	3.5 at Alabama, Oct 14, 2023 2.0 at Texas A&M, Sep 28, 2024 1.0 vs. FIU, Nov 18, 2023 ...3 more at 1.0.	Tackles For Loss	3.5 at Alabama, Oct 14, 2023 3 at Texas A&M, Sep 28, 2024 ...1 more at 3.

2024 GAME-BY-GAME ALL STATISTICS (ARKANSAS)

DATE	OPPONENT	P/S	TK	S	A	TACKLES					INTERCEPTIONS					O. FUMB					ST		MISC		W/L	SCORE									
						SK	YDS	TFL	YDS	QH	NO	YDS	LG	TD	PD	FF	FR	TD	YDS	TK	S	A	FF	FR			S	A							
08/29	Ark.-Pine Bluff	S	1	1	0	0.0	0.0	1.0	1.0	2	0	0	0	0	0	0	0	0	0	0	0	0	0	0	0	0	0	0	0	0	0	0	0	W	70-0
09/07	at Oklahoma St.	S	2	1	1	0.0	0.0	0.0	0.0	0	0	0	0	0	0	0	0	0	0	0	0	0	0	0	0	0	0	0	0	0	0	0	0	L	31-39
09/14	UAB	S	5	3	2	0.0	0.0	0.0	0.0	0	0	0	0	0	2	0	0	0	0	0	0	0	0	0	0	0	0	0	0	0	0	0	0	W	37-27
09/21	at Auburn	S	3	2	1	0.0	0.0	0.0	0.0	0	0	0	0	0	0	0	0	0	0	0	0	0	0	0	0	0	0	0	0	0	0	0	0	W	24-14
09/28	Texas A&M	S	8	6	2	2.0	19.0	3.0	25.0	0	0	0	0	0	0	0	0	0	0	0	0	0	0	0	0	0	0	0	0	0	0	0	0	L	17-21
10/05	Tennessee	S	4	2	2	0.5	1.0	0.5	1.0	1	0	0	0	0	0	0	0	0	0	0	0	0	0	0	0	0	0	0	0	0	0	0	0	W	19-14
10/19	LSU	S	4	1	3	0.0	0.0	0.0	0.0	3	0	0	0	0	0	0	0	0	0	0	0	0	0	0	0	0	0	0	0	0	0	0	0	L	10-34
2024 totals		7-7	27	16	11	2.5	20.0	4.5	27.0	6	0	0	0	0	2	0	0	0	0	0	0	0	0	0	0	0	0	0	0	0	0	0	0	4-3	

Game 8: Mississippi State



- ▶ Transferred from Albany following 2023 season
- ▶ Recorded two tackles in a win at Auburn (Sept. 21)
- ▶ Recorded a TFL at Oklahoma State (Sept. 7)

- ▶ Led all of FCS with 15 sacks in 2023, the post by an FCS player since 2021
- ▶ 2024 National Preseason Newcomer of the Year (CFN)
- ▶ 2024 National Preseason Transfer of the Year (CFN)

ALL DEFENSIVE STATISTICS

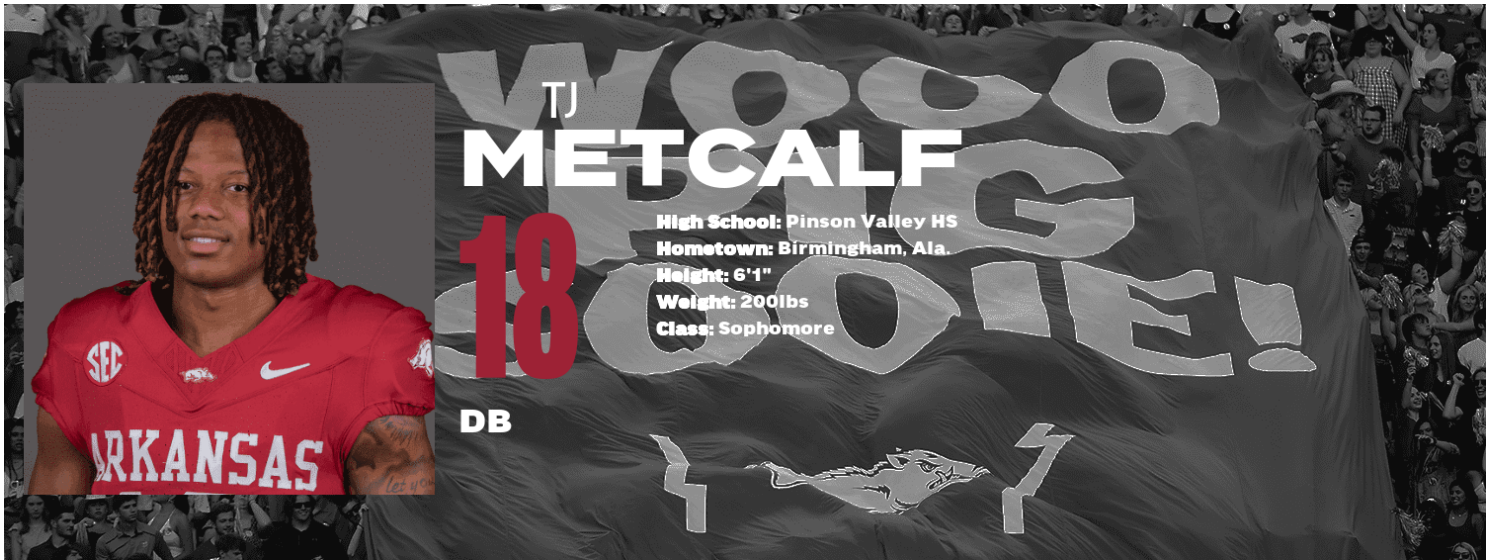
DATE	TEAM	GP	GS	TACKLES							INTERCEPTIONS							O. FUMB				ST			MISC				
				TK	S	A	TFL	YDS	SK	YDS	QH	NO	YDS	LG	TD	PD	FF	FR	TD	YDS	TK	S	A	FF	FR	S	A		
2019	Southern Conn. St.	9	7	40	24	16	7.5	59.0	5.5	37.0	4	0	0	0	0	0	2	0	0	0	0	0	0	0	0	0	0	0	0
2022	UAlbany	11	7	38	25	13	12.0	37.0	4.5	27.0	5	0	0	0	2	0	0	0	0	0	0	0	0	0	0	0	0	0	
2023	UAlbany	15	15	55	34	21	21.5	118.0	14.0	107.0	12	0	0	0	3	5	0	0	0	0	0	0	0	0	0	0	0	0	
2024	Arkansas	7	0	9	5	4	1.0	1.0	0.0	0.0	0	0	0	0	0	0	0	0	0	0	0	0	0	0	0	0	0	0	
Totals		42	29	142	88	54	42.0	215.0	24.0	171.0	21	0	0	0	5	7	0	0	0	0	0	0	0	0	0	0	0	0	

SINGLE-GAME HIGHS: DEFENSIVE

Total Tackles	8 at Towson, Oct 07, 2023 7 at Rhode Island, Nov 19, 2022 ...2 more at 7.	Passes Defensed	1 vs. Richmond, Dec 02, 2023 ...4 more at 1.
Solo Tackles	5 at Towson, Oct 07, 2023 ...4 more at 5.	Forced Fumbles	1 at Idaho, Dec 09, 2023 ...6 more at 1.
Sacks	3.0 vs. Fordham, Aug 26, 2023 2.5 at Stonehill, Nov 02, 2019 2.0 vs. Villanova, Sep 30, 2023 ...2 more at 2.0.	Tackles For Loss	4 vs. Fordham, Aug 26, 2023 3 at Villanova, Oct 22, 2022 2.5 at Towson, Oct 07, 2023 ...3 more at 2.5.

2024 GAME-BY-GAME ALL STATISTICS (ARKANSAS)

DATE	OPPONENT	P/S	TACKLES							INTERCEPTIONS							O. FUMB				ST			MISC		SCORE			
			TK	S	A	SK	YDS	TFL	YDS	QH	NO	YDS	LG	TD	PD	FF	FR	TD	YDS	TK	S	A	FF	FR	S		A	W/L	
08/29	Ark.-Pine Bluff	P	1	0	1	0.0	0.0	0.0	0	0	0	0	0	0	0	0	0	0	0	0	0	0	0	0	0	0	0	W	70-0
09/07	at Oklahoma St.	P	1	1	0	0.0	0.0	1.0	1.0	0	0	0	0	0	0	0	0	0	0	0	0	0	0	0	0	0	0	L	31-39
09/14	UAB	P	2	1	1	0.0	0.0	0.0	0.0	0	0	0	0	0	0	0	0	0	0	0	0	0	0	0	0	0	W	37-27	
09/21	at Auburn	P	2	2	0	0.0	0.0	0.0	0.0	0	0	0	0	0	0	0	0	0	0	0	0	0	0	0	0	0	W	24-14	
09/28	Texas A&M	P	2	1	1	0.0	0.0	0.0	0.0	0	0	0	0	0	0	0	0	0	0	0	0	0	0	0	0	0	L	17-21	
10/05	Tennessee	P	0	0	0	0.0	0.0	0.0	0.0	0	0	0	0	0	0	0	0	0	0	0	0	0	0	0	0	0	W	19-14	
10/19	LSU	P	1	0	1	0.0	0.0	0.0	0.0	0	0	0	0	0	0	0	0	0	0	0	0	0	0	0	0	0	L	10-34	
2024 totals		7-0	9	5	4	0.0	0.0	1.0	1.0	0	0	0	0	0	0	0	0	0	0	0	0	0	0	0	0	0	4-3		



- ▶ Played a role in four of the Hogs' five takeaways with two interceptions, a forced fumble and a pass breakup at Auburn (Sept. 21)
- ▶ Recorded first career interception against UAB (Sept. 14)

- ▶ Recorded a career-high 12 tackles at Oklahoma State (Sept. 7)
- ▶ Has already eclipsed his 2023 tackle total of 15
- ▶ Made first career start and registered two tackles against UAPB (Aug. 29)
- ▶ Brother Tevis is a freshman on the team

ALL DEFENSIVE STATISTICS

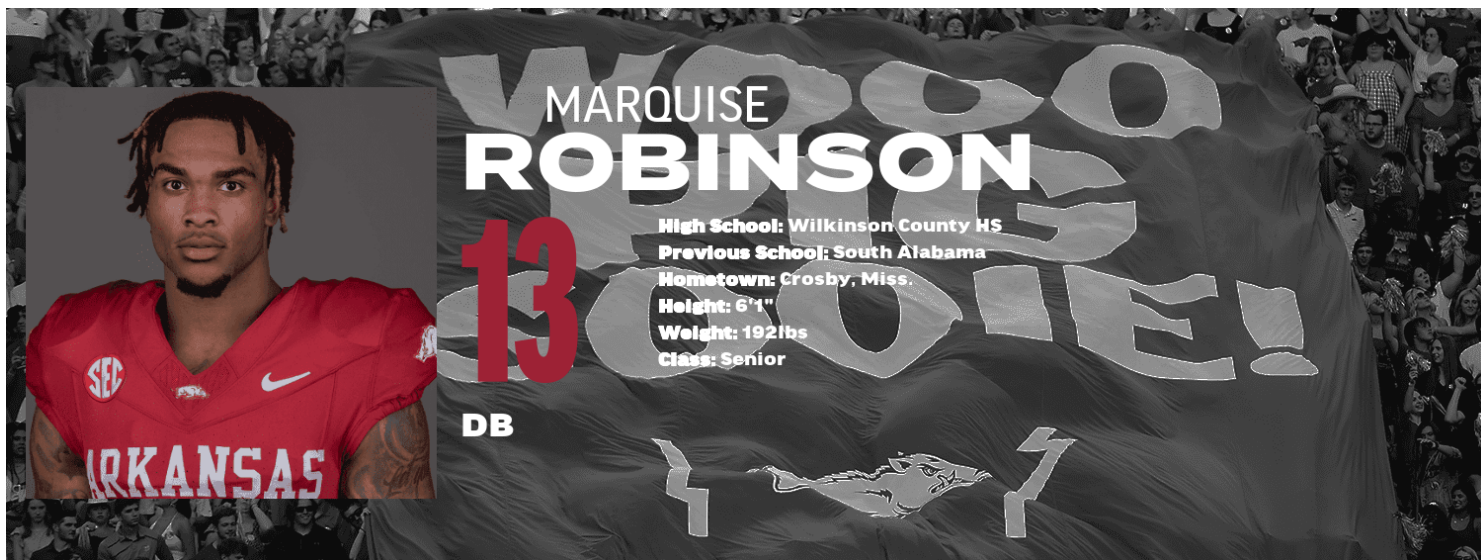
DATE	TEAM	GP	GS	TK	S	A	TACKLES					INTERCEPTIONS					O. FUMB					ST					MISC				
							TFL	YDS	SK	YDS	QH	NO	YDS	LG	TD	PD	FF	FR	TD	YDS	TK	S	A	FF	FR	S	A				
2023	Arkansas	12	0	15	9	6	0.0	0.0	0.0	0.0	0	0	0	0	0	0	0	0	1	0	0	0	0	0	0	0	0	0	0	0	0
2024	Arkansas	7	7	37	22	15	0.0	0.0	0.0	0.0	0	3	44	23	0	3	1	0	0	0	0	0	0	0	0	0	0	0	0	0	
Totals		19	7	52	31	21	0.0	0.0	0.0	0.0	0	3	44	23	0	3	1	1	0	0	0	0	0	0	0	0	0	0	0		

SINGLE-GAME HIGHS: DEFENSIVE

Total Tackles	12 at Oklahoma St., Sep 07, 2024 7 vs. Tennessee, Oct 05, 2024 ...1 more at 7.	Fumble Recoveries	1 vs. Western Caro., Sep 02, 2023
Solo Tackles	6 at Oklahoma St., Sep 07, 2024 5 vs. UAB, Sep 14, 2024 4 at Auburn, Sep 21, 2024 ...1 more at 4.	Interceptions	2 at Auburn, Sep 21, 2024 1 vs. UAB, Sep 14, 2024
Passes Defensed	2 at Auburn, Sep 21, 2024 1 at Texas A&M, Sep 28, 2024	Interception Return Yards	23 vs. UAB, Sep 14, 2024 21 at Auburn, Sep 21, 2024
Forced Fumbles	1 at Auburn, Sep 21, 2024		

2024 GAME-BY-GAME ALL STATISTICS (ARKANSAS)

DATE	OPPONENT	P/S	TK	S	A	TACKLES					INTERCEPTIONS					O. FUMB					ST					MISC		W/L	SCORE		
						TFL	YDS	SK	YDS	QH	NO	YDS	LG	TD	PD	FF	FR	TD	YDS	TK	S	A	FF	FR	S	A					
08/29	Ark.-Pine Bluff	S	2	2	0	0.0	0.0	0.0	0.0	0	0	0	0	0	0	0	0	0	0	0	0	0	0	0	0	0	0	0	0	W	70-0
09/07	at Oklahoma St.	S	12	6	6	0.0	0.0	0.0	0.0	0	0	0	0	0	0	0	0	0	0	0	0	0	0	0	0	0	0	0	0	L	31-39
09/14	UAB	S	7	5	2	0.0	0.0	0.0	0.0	0	1	23	23	0	0	0	0	0	0	0	0	0	0	0	0	0	0	0	W	37-27	
09/21	at Auburn	S	5	4	1	0.0	0.0	0.0	0.0	0	2	21	21	0	2	1	0	0	0	0	0	0	0	0	0	0	0	0	W	24-14	
09/28	Texas A&M	S	3	2	1	0.0	0.0	0.0	0.0	0	0	0	0	0	1	0	0	0	0	0	0	0	0	0	0	0	0	0	L	17-21	
10/05	Tennessee	S	7	3	4	0.0	0.0	0.0	0.0	0	0	0	0	0	0	0	0	0	0	0	0	0	0	0	0	0	0	0	W	19-14	
10/19	LSU	S	1	0	1	0.0	0.0	0.0	0.0	0	0	0	0	0	0	0	0	0	0	0	0	0	0	0	0	0	0	0	L	10-34	
2024 totals		7-7	37	22	15	0.0	0.0	0.0	0.0	0	3	44	23	0	3	1	0	0	0	0	0	0	0	0	0	0	0	0	4-3		



MARQUISE ROBINSON

13

DB

High School: Wilkinson County HS
Previous School: South Alabama
Hometown: Crosby, Miss.
Height: 6'1"
Weight: 192lbs
Class: Senior

- ▶ Transferred from South Alabama following the 2023 season
- ▶ Recorded a career-high eight tackles and two pass breakups in a loss vs. LSU (Oct. 19)
- ▶ Picked off his first pass of the season in an upset win at Oklahoma State

- (Sept. 16, 2023)
- ▶ Posted a season-best six tackles twice against Louisiana (Oct. 1, 2022) and ULM (Oct. 15, 2022)
 - ▶ Spent freshman year at Southwest Mississippi Community College
 - ▶ Ranked nationally as a top-10 junior college cornerback

ALL DEFENSIVE STATISTICS

DATE	TEAM	GP	GS	TK	S	A	TACKLES					INTERCEPTIONS					O. FUMB					ST					MISC										
							TFL	YDS	SK	YDS	QH	NO	YDS	LG	TD	PD	FF	FR	TD	YDS	TK	S	A	FF	FR	S	A										
2022	South Alabama	11	9	28	15	13	0.0	0.0	0.0	0.0	0	0	0	0	0	2	0	0	0	0	0	0	0	0	0	0	0	0	0	0	0	0	0	0	0	0	0
2023	South Alabama	12	12	36	21	15	2.5	6.0	0.0	0.0	0	3	42	24	0	3	0	1	0	25	0	0	0	0	0	0	0	0	0	0	0	0	0	0	0	0	
2024	Arkansas	6	6	21	11	10	0.0	0.0	0.0	0.0	0	0	0	0	0	6	0	0	0	0	0	0	0	0	0	0	0	0	0	0	0	0	0	0	0		
Totals		29	27	85	47	38	2.5	6.0	0.0	0.0	0	3	42	24	0	11	0	1	0	25	0	0	0	0	0	0	0	0	0	0	0	0	0	0	0		

SINGLE-GAME HIGHS: DEFENSIVE

Total Tackles	9 vs. LSU, Oct 19, 2024 6 vs. ULM, Oct 15, 2022 ...1 more at 6.	Interceptions	1 vs. Eastern Mich., Dec 23, 2023 ...2 more at 1.
Solo Tackles	6 vs. LSU, Oct 19, 2024 4 at Texas St., Nov 25, 2023 3 at ULM, Oct 07, 2023 ...1 more at 3.	Interception Return Yards	24 at Oklahoma St., Sep 16, 2023 18 vs. Eastern Mich., Dec 23, 2023
Passes Defensed	3 vs. Eastern Mich., Dec 23, 2023 2 vs. LSU, Oct 19, 2024 ...1 more at 2.	Longest Opponent's Fumble Return	25 at Texas St., Nov 25, 2023
Fumble Recoveries	1 at Texas St., Nov 25, 2023	Longest Own Fumble Return	25 at Texas St., Nov 25, 2023
Tackles For Loss	1 vs. Eastern Mich., Dec 23, 2023 0.5 at Texas St., Nov 25, 2023 ...2 more at 0.5.		

2024 GAME-BY-GAME ALL STATISTICS (ARKANSAS)

DATE	OPPONENT	P/S	TACKLES					INTERCEPTIONS					O. FUMB					ST					MISC												
			TK	S	A	SK	YDS	TFL	YDS	QH	NO	YDS	LG	TD	PD	FF	FR	TD	YDS	TK	S	A	FF	FR	S	A	W/L	SCORE							
08/29	Ark.-Pine Bluff	S	0	0	0	0.0	0.0	0.0	0	0	0	0	0	0	1	0	0	0	0	0	0	0	0	0	0	0	0	0	0	0	0	0	0	W	70-0
09/07	at Oklahoma St.																																	L	31-39
09/14	UAB	S	4	0	4	0.0	0.0	0.0	0	0	0	0	0	0	0	0	0	0	0	0	0	0	0	0	0	0	0	0	0	0	0	0	0	W	37-27
09/21	at Auburn	S	1	1	0	0.0	0.0	0.0	0	0	0	0	0	0	1	0	0	0	0	0	0	0	0	0	0	0	0	0	0	0	0	0	0	W	24-14
09/28	Texas A&M	S	2	2	0	0.0	0.0	0.0	0	0	0	0	0	0	2	0	0	0	0	0	0	0	0	0	0	0	0	0	0	0	0	0	0	L	17-21
10/05	Tennessee	S	5	2	3	0.0	0.0	0.0	0	0	0	0	0	0	0	0	0	0	0	0	0	0	0	0	0	0	0	0	0	0	0	0	0	W	19-14
10/19	LSU	S	9	6	3	0.0	0.0	0.0	0	0	0	0	0	0	2	0	0	0	0	0	0	0	0	0	0	0	0	0	0	0	0	0	0	L	10-34
2024 totals		6-6	21	11	10	0.0	0.0	0.0	0	0	0	0	0	0	6	0	0	0	0	0	0	0	0	0	0	0	0	0	0	0	0	0	0	4-3	



- ▶ Rated a consensus Top 25 running back nationally out of high school
- ▶ Four-star prospect, according to 247 Sports, Rivals and ESPN
- ▶ Scored rushing touchdowns in wins over UAB and UAPB

- ▶ Third freshman running back to rush for multiple touchdowns in a season during the Sam Pittman era (2020-present)
- ▶ Registered 167 carries for 1,359 yards and two touchdowns as a senior

ALL RUSHING/RECEIVING STATISTICS

DATE	TEAM	GP	GS	RUSHING					RECEIVING				
				NO.	YDS.	AVG.	LG	TD	NO.	YDS.	AVG.	LG	TD
2024	Arkansas	7	1	27	127	4.7	24	2	2	7	3.5	7	0
Totals		7	1	27	127	4.7	24	2	2	7	3.5	7	0

SINGLE-GAME HIGHS: RUSHING/RECEIVING

Rush Attempts	9 at Auburn, Sep 21, 2024 8 vs. Tennessee, Oct 05, 2024 3 vs. LSU, Oct 19, 2024 ...2 more at 3.	Receptions	1 vs. LSU, Oct 19, 2024 ...1 more at 1.
Rushing Yards	62 vs. Tennessee, Oct 05, 2024 23 vs. Ark.-Pine Bluff, Aug 29, 2024 22 at Auburn, Sep 21, 2024	Receiving Yards	7 at Auburn, Sep 21, 2024
Rushing Average	7.8 vs. Tennessee, Oct 05, 2024 2.4 at Auburn, Sep 21, 2024	All-Purpose Yards	62 vs. Tennessee, Oct 05, 2024 29 at Auburn, Sep 21, 2024 23 vs. Ark.-Pine Bluff, Aug 29, 2024
Rushing TDs	1 vs. UAB, Sep 14, 2024 ...1 more at 1.		

2024 GAME-BY-GAME ALL STATISTICS (ARKANSAS)

DATE	OPPONENT	P/S	NO.	RUSHING				NO.	YDS.	RECEIVING			W/L	SCORE
				YDS.	AVG.	LG	TD			YDS.	AVG.	LG		
08/29	Ark.-Pine Bluff	P	3	23	7.7	11	1	0	0	0.0	0	0	W	70-0
09/07	at Oklahoma St.	P	0	0	0.0	0	0	0	0	0.0	0	0	L	31-39
09/14	UAB	P	1	2	2.0	2	1	0	0	0.0	0	0	W	37-27
09/21	at Auburn	P	9	22	2.4	14	0	1	7	7.0	7	0	W	24-14
09/28	Texas A&M	P	3	15	5.0	7	0	0	0	0.0	0	0	L	17-21
10/05	Tennessee	S	8	62	7.8	24	0	0	0	0.0	0	0	W	19-14
10/19	LSU	P	3	3	1.0	3	0	1	0	0.0	0	0	L	10-34
2024 totals		7-1	27	127	4.7	24	2	2	7	3.5	7	0	4-3	



- 2024 Second-Team Preseason All-SEC (CFN, Phil Steele)
- 2024 Jet Award Watch List
- Scored on a 58-yard TD pass from Taylen Green in win at Auburn (Sept. 21)
- 2023 Freshman (All-SEC Coaches)

- Led the team with 837 all-purpose yards, including four games 100-yard games in 2023
- His 23 kick returns are tied for sixth in a single season by a Razorback in school history with his 500 kick return yards ranked 10th (2023)

ALL RUSHING/RECEIVING STATISTICS

DATE	TEAM	GP	GS	RECEIVING					RUSHING				
				NO.	YDS.	AVG.	LG	TD	NO.	YDS.	AVG.	LG	TD
2022	Arkansas	4	0	2	12	6.0	10	0	0	0	0.0	0	0
2023	Arkansas	12	1	15	129	8.6	35	2	1	28	28.0	28	0
2024	Arkansas	7	6	25	367	14.7	58	1	1	15	15.0	15	0
Totals		23	7	42	508	12.1	58	3	2	43	21.5	28	0

ALL RETURN STATISTICS

DATE	TEAM	KICKOFF RETURNS					PUNT RETURNS					
		RET.	YDS.	AVG.	LG	TD	NO.	FC	YDS.	AVG.	LG	TD
2022	Arkansas	0	0	0.0	0	0	0	0	0	0.0	0	0
2023	Arkansas	23	500	21.7	36	0	15	0	180	12.0	88	1
2024	Arkansas	2	46	23.0	30	0	5	0	47	9.4	33	0
Totals		25	546	21.8	36	0	20	0	227	11.4	88	1

SINGLE-GAME HIGHS: RUSHING/RECEIVING

Rush Attempts	1 at Texas A&M, Sep 28, 2024 ...1 more at 1.	Kickoff Returns	4 vs. FIU, Nov 18, 2023 3 at Florida, Nov 04, 2023 ...2 more at 3.
Rushing Yards	28 vs. FIU, Nov 18, 2023	Kickoff Return Yards	100 vs. FIU, Nov 18, 2023 82 at Texas A&M, Sep 30, 2023 74 vs. BYU, Sep 16, 2023
Receptions	6 at Texas A&M, Sep 28, 2024 5 vs. Tennessee, Oct 05, 2024 4 vs. LSU, Oct 19, 2024 ...1 more at 4.	Punt Return Yards	95 vs. BYU, Sep 16, 2023 51 vs. Western Caro., Sep 02, 2023 33 vs. Ark.-Pine Bluff, Aug 29, 2024
Receiving Yards	85 at Auburn, Sep 21, 2024 78 at Oklahoma St., Sep 07, 2024 72 vs. Tennessee, Oct 05, 2024	Punt Returns	3 vs. BYU, Sep 16, 2023 2 vs. Tennessee, Oct 05, 2024 ...4 more at 2.
Receiving Average	28.3 at Auburn, Sep 21, 2024 19.5 at Oklahoma St., Sep 07, 2024 14.4 vs. Tennessee, Oct 05, 2024	Punt Return TDs	1 vs. BYU, Sep 16, 2023
Receiving TDs	1 at Auburn, Sep 21, 2024 ...2 more at 1.	Punt Return Average	31.7 vs. BYU, Sep 16, 2023
All-Purpose Yards	174 vs. BYU, Sep 16, 2023 165 vs. FIU, Nov 18, 2023 111 vs. Western Caro., Sep 02, 2023	Kickoff Return Average	27.3 at Texas A&M, Sep 30, 2023 25.0 vs. FIU, Nov 18, 2023 24.7 vs. BYU, Sep 16, 2023

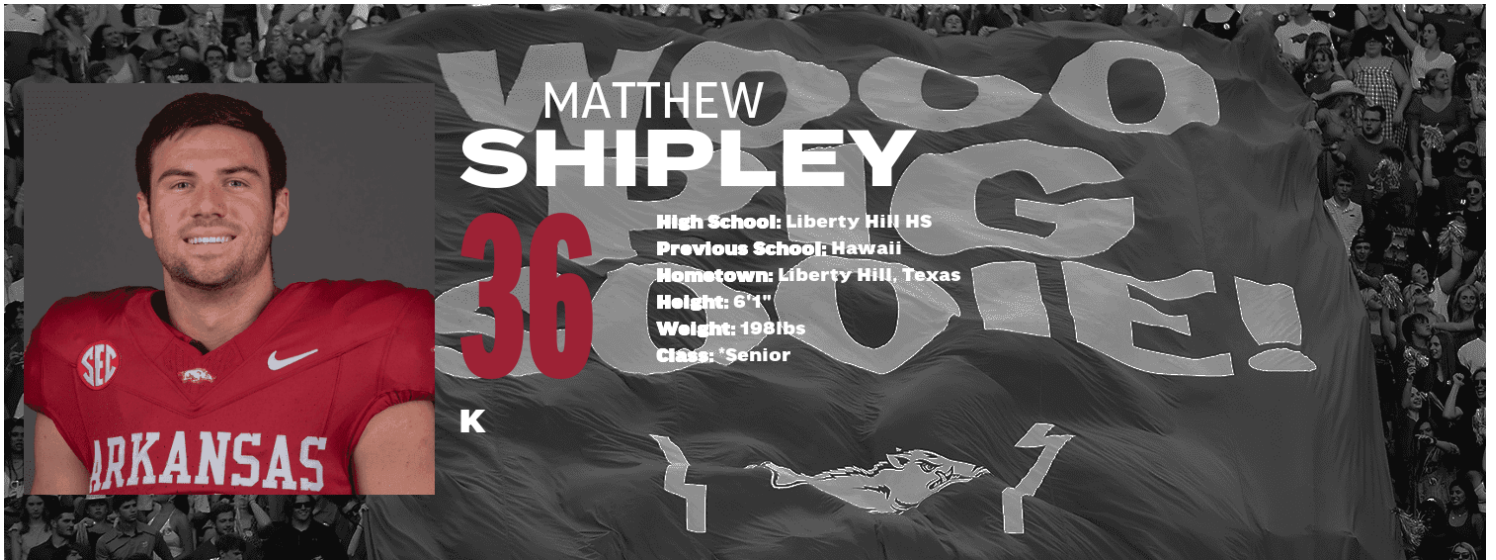
Game 8: Mississippi State

2024 GAME-BY-GAME ALL STATISTICS (ARKANSAS)

DATE	OPPONENT	P/S	NO.	RECEIVING				RUSHING				W/L	SCORE		
				YDS.	AVG.	LG	TD	NO.	YDS.	AVG.	LG			TD	
08/29	Ark.-Pine Bluff	S	1	34	34.0	34	0	0	0	0	0.0	0	0	W	70-0
09/07	at Oklahoma St.	S	4	78	19.5	31	0	0	0	0	0.0	0	0	L	31-39
09/14	UAB	S	2	16	8.0	8	0	0	0	0	0.0	0	0	W	37-27
09/21	at Auburn	S	3	85	28.3	58	1	0	0	0	0.0	0	0	W	24-14
09/28	Texas A&M	P	6	27	4.5	8	0	1	15	15.0	15	0	L	17-21	
10/05	Tennessee	S	5	72	14.4	23	0	0	0	0.0	0	0	W	19-14	
10/19	LSU	S	4	55	13.8	25	0	0	0	0.0	0	0	L	10-34	
2024 totals		7-6	25	367	14.7	58	1	1	15	15.0	15	0	4-3		

2024 GAME-BY-GAME ALL STATISTICS (ARKANSAS)

DATE	OPPONENT	P/S	KICKOFF RETURNS					PUNT RETURNS					W/L	SCORE	
			RET	YDS	AVG	LG	TD	NO	FC	YDS	AVG	LG			TD
08/29	Ark.-Pine Bluff	S	1	30	30.0	30	0	1	0	33	33.0	33	0	W	70-0
09/07	at Oklahoma St.	S	1	16	16.0	16	0	1	0	1	1.0	1	0	L	31-39
09/14	UAB	S	0	0	0.0	0	0	1	0	0	0.0	0	0	W	37-27
09/21	at Auburn	S	0	0	0.0	0	0	0	0	0	0.0	0	0	W	24-14
09/28	Texas A&M	P	0	0	0.0	0	0	0	0	0	0.0	0	0	L	17-21
10/05	Tennessee	S	0	0	0.0	0	0	2	0	13	6.5	8	0	W	19-14
10/19	LSU	S	0	0	0.0	0	0	0	0	0	0.0	0	0	L	10-34
2024 totals		7-6	2	46	23.0	30	0	5	0	47	9.4	33	0	4-3	



- ▶ Transferred to Arkansas from Hawaii, where he spent the 2020-23 seasons
- ▶ Made a 51-yard field goal in a loss to LSU (Oct. 19)
- ▶ Finished 14-18 on FG attempts in 2023 and 30-31 on XPA

- ▶ Led Hawaii in scoring in 2023 by tallying 72 points
- ▶ Lou Groza Award Semifinalist (2021)
- ▶ Twin brother Mason kicks for Texas State

ALL KICKING STATISTICS

DATE	TEAM	GP	FGM	FGA	PCT.	LG	XP	XPA	PCT.	BLK	PTS
2020	Hawaii	9	8	14	57.1	44	26	26	100.0	0	50
2021	Hawaii	13	18	21	85.7	49	42	42	100.0	0	96
2022	Hawaii	13	16	21	76.2	49	27	29	93.1	1	75
2023	Hawaii	13	14	19	73.7	51	30	31	96.8	1	72
2024	Arkansas	2	2	3	66.7	51	2	2	100.0	0	8
Totals		50	58	78	74.4	51	127	130	97.7	2	301

ALL FIELD-GOAL ACCURACY STATISTICS

DATE	TEAM	1-19	PCT.	20-29	PCT.	30-39	PCT.	40-49	PCT.	50+	PCT.
2020	Hawaii	0-0	0.0	4-4	100.0	2-3	66.7	2-7	28.6	0-0	0.0
2021	Hawaii	0-0	0.0	7-7	100.0	4-4	100.0	7-10	70.0	0-0	0.0
2022	Hawaii	1-1	100.0	9-9	100.0	2-4	50.0	4-6	66.7	0-0	0.0
2023	Hawaii	0-0	0.0	3-3	100.0	6-6	100.0	2-5	40.0	3-4	75.0
2024	Arkansas	0-0	0.0	1-1	100.0	0-0	0.0	0-1	0.0	1-1	100.0
Totals		1-1	100.0	24-24	100.0	14-17	82.4	15-29	51.7	4-5	80.0

SINGLE-GAME HIGHS: KICKER

Field Goals Made	3 vs. Colorado St., Nov 20, 2021 2 vs. Colorado St., Nov 25, 2023 ...15 more at 2.	Points	14 vs. Colorado St., Nov 20, 2021 12 vs. New Mexico St., Oct 23, 2021 11 at New Mexico St., Sep 25, 2021
Field Goal Attempts	5 vs. Colorado St., Nov 25, 2023 4 vs. Colorado St., Nov 20, 2021 ...1 more at 4.	Kickoff Average	64.6 vs. Nevada, Nov 28, 2020 61.8 at Houston, Dec 24, 2020 60.7 vs. Boise St., Nov 21, 2020
Longest Field Goals Made	51 vs. LSU, Oct 19, 2024 ...1 more at 51.	Extra Point Attempt Percentage	100.0 at Wyoming, Nov 27, 2021 ...5 more at 100.0.
PATs Made	7 vs. Portland St., Sep 04, 2021 6 vs. New Mexico St., Oct 23, 2021 5 at Wyoming, Nov 27, 2021 ...3 more at 5.	Field Goal Percentage	75.0 vs. Colorado St., Nov 20, 2021 50.0 vs. Colorado St., Nov 25, 2023 ...1 more at 50.0.
PAT Attempts	7 vs. Portland St., Sep 04, 2021 6 vs. New Mexico St., Oct 23, 2021 5 at Wyoming, Nov 27, 2021 ...3 more at 5.	Touchbacks	4 vs. UNLV, Dec 12, 2020 3 at Houston, Dec 24, 2020 ...2 more at 3.

Game 8: Mississippi State

2024 GAME-BY-GAME ALL STATISTICS (ARKANSAS)

DATE	OPPONENT	FIELD GOALS				EXTRA POINTS				PTS	W/L	SCORE	
		FGM	FGA	PCT	LG	XP	XPA	PCT	BLK				
08/29	Ark.-Pine Bluff					DNP					W	70-0	
09/07	at Oklahoma St.					DNP					L	31-39	
09/14	UAB					DNP					W	37-27	
09/21	at Auburn					DNP					W	24-14	
09/28	Texas A&M					DNP					L	17-21	
10/05	Tennessee	P	1	1	100.0	23	1	1	100.0	0	4	W	19-14
10/19	LSU	P	1	2	50.0	51	1	1	100.0	0	4	L	10-34
2024 totals		2	2	3	66.7	51	2	2	100.0	0	8	4-3	



JAHEIM
SINGLETARY

15

DB

High School: Riverside HS
Previous School: Georgia
Hometown: Jacksonville, Fla.
Height: 6'2"
Weight: 187lbs
Class: R-Sophomore

- ▶ Recorded his first career interception at Oklahoma State (Sept. 7)
- ▶ Played in 10 games with four starts during his first season at Arkansas (2023)

- ▶ Transferred from Georgia prior to the 2023 season
- ▶ Made his collegiate debut against Samford (Sept. 10, 2022)
- ▶ Selected to play in 2022 Under Armour All-American Game
- ▶ 247sports.com four-star prospect

ALL DEFENSIVE STATISTICS

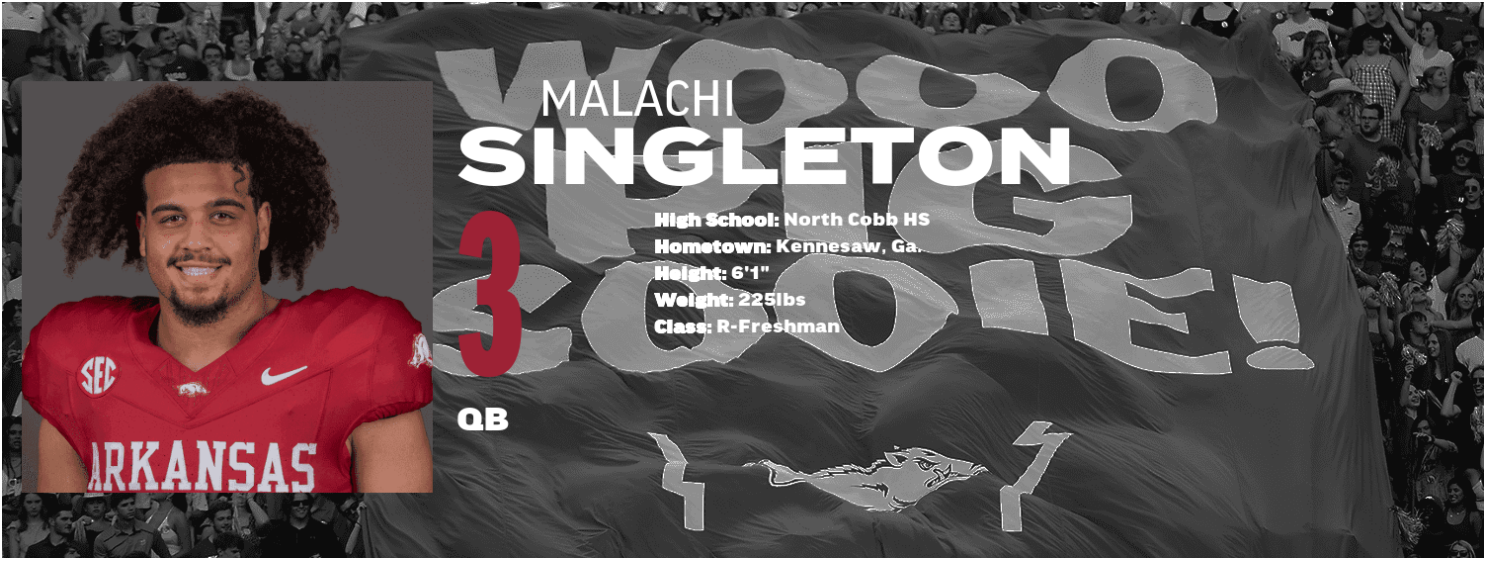
DATE	TEAM	GP	GS	TK	S	A	TACKLES					INTERCEPTIONS					O. FUMB					ST					MISC					
							TFL	YDS	SK	YDS	QH	NO	YDS	LG	TD	PD	FF	FR	TD	YDS	TK	S	A	FF	FR	S	A					
2022	Georgia	3	0	0	0	0	0.0	0.0	0.0	0.0	0	0	0	0	0	0	0	0	0	0	0	0	0	0	0	0	0	0	0	0	0	0
2023	Arkansas	10	4	17	10	7	0.5	1.0	0.0	0.0	0	0	0	0	0	4	0	0	0	0	0	0	0	0	0	0	0	0	0	0	0	
2024	Arkansas	7	5	18	9	9	0.0	0.0	0.0	0.0	0	1	0	0	0	2	0	0	0	0	0	0	0	0	0	0	0	0	0	0	0	
Totals		20	9	35	19	16	0.5	1.0	0.0	0.0	0	1	0	0	0	6	0	0	0	0	0	0	0	0	0	0	0	0	0	0	0	

SINGLE-GAME HIGHS: DEFENSIVE

Total Tackles	7 vs. LSU, Oct 19, 2024 6 vs. Western Caro., Sep 02, 2023 3 at Oklahoma St., Sep 07, 2024 ...3 more at 3.	Tackles For Loss	0.5 vs. Western Caro., Sep 02, 2023
		Interceptions	1 at Oklahoma St., Sep 07, 2024
Solo Tackles	4 vs. Western Caro., Sep 02, 2023 3 vs. LSU, Oct 19, 2024 2 at Texas A&M, Sep 28, 2024 ...3 more at 2.		
Passes Defensed	2 vs. BYU, Sep 16, 2023 1 vs. Tennessee, Oct 05, 2024 ...3 more at 1.		

2024 GAME-BY-GAME ALL STATISTICS (ARKANSAS)

DATE	OPPONENT	P/S	TACKLES					INTERCEPTIONS					O. FUMB					ST					MISC						
			TK	S	A	SK	YDS	TFL	YDS	QH	NO	YDS	LG	TD	PD	FF	FR	TD	YDS	TK	S	A	FF	FR	S	A	W/L	SCORE	
08/29	Ark.-Pine Bluff	P	2	1	1	0.0	0.0	0.0	0.0	0	0	0	0	0	1	0	0	0	0	0	0	0	0	0	0	0	0	W	70-0
09/07	at Oklahoma St.	S	3	2	1	0.0	0.0	0.0	0.0	0	1	0	0	0	0	0	0	0	0	0	0	0	0	0	0	0	L	31-39	
09/14	UAB	S	1	0	1	0.0	0.0	0.0	0.0	0	0	0	0	0	0	0	0	0	0	0	0	0	0	0	0	0	W	37-27	
09/21	at Auburn	S	2	1	1	0.0	0.0	0.0	0.0	0	0	0	0	0	0	0	0	0	0	0	0	0	0	0	0	0	W	24-14	
09/28	Texas A&M	P	2	2	0	0.0	0.0	0.0	0.0	0	0	0	0	0	0	0	0	0	0	0	0	0	0	0	0	0	L	17-21	
10/05	Tennessee	S	1	0	1	0.0	0.0	0.0	0.0	0	0	0	0	0	1	0	0	0	0	0	0	0	0	0	0	0	W	19-14	
10/19	LSU	S	7	3	4	0.0	0.0	0.0	0.0	0	0	0	0	0	0	0	0	0	0	0	0	0	0	0	0	0	L	10-34	
2024 totals		7-5	18	9	9	0.0	0.0	0.0	0.0	0	1	0	0	0	2	0	0	0	0	0	0	0	0	0	0	0	0	4-3	



MALACHI SINGLETON

High School: North Cobb HS
Hometown: Kennesaw, Ga.
Height: 6'1"
Weight: 225lbs
Class: R-Freshman

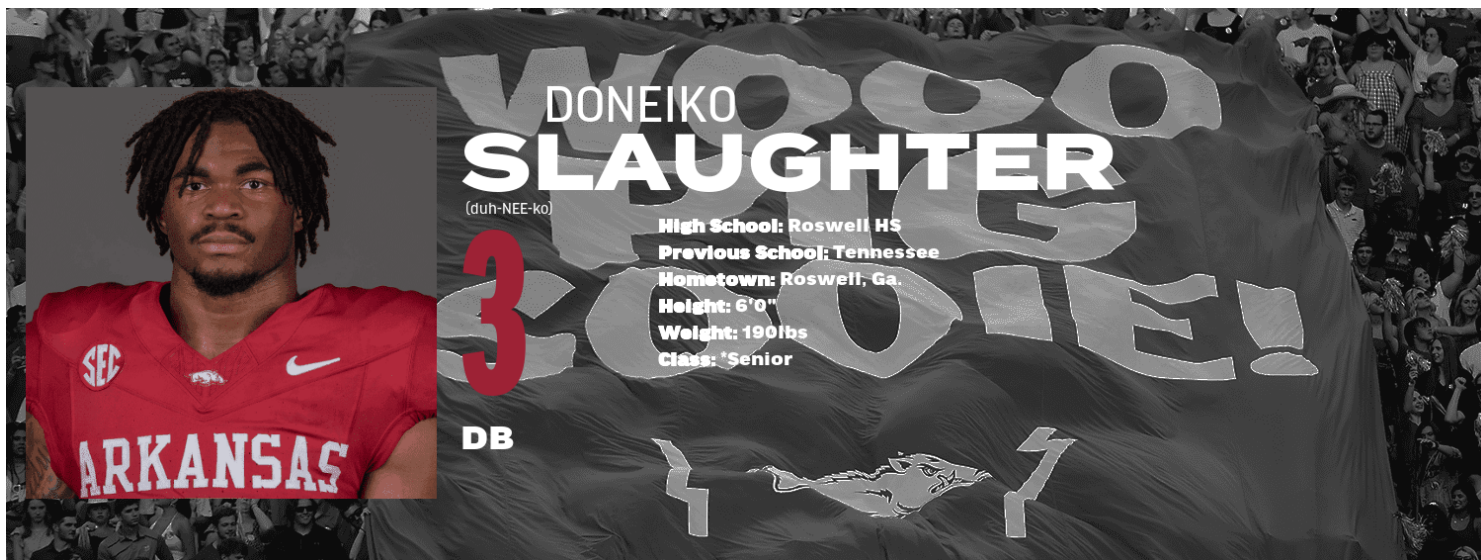
3
QB

- ▶ Scored game-winning TD on an 11-yard rush against Tennessee (Oct. 5).
- ▶ SEC Freshman of the Week (Oct. 7)
- ▶ Redshirted freshman season in 2023 before having an impressive spring under new offensive coordinator Bobby Petrino
- ▶ Enrolled early to participate in spring practice in 2022

- ▶ A consensus four-star prospect according to 247Sports, Rivals and ESPN
- ▶ As a junior, completed 166-of-221 passes (75.1%) for 2,316 yards and 24 touchdowns

2024 GAME-BY-GAME ALL STATISTICS (ARKANSAS)

DATE	OPPONENT	P/S	PASSING											RUSHING					SCORE	
			ATT	CMP	YDS	PCT	Y/A	Y/C	TD	INT	LG	SK/YD	RATE	ATT	YDS	LG	TD	W/L		
08/29	Ark.-Pine Bluff	P	0	0	0	0.0	0.0	0.0	0	0	0	0/0	0.0	0	0	0	0	0	W	70-0
09/07	at Oklahoma St.								DID NOT PLAY										L	31-39
09/14	UAB								DID NOT PLAY										W	37-27
09/21	at Auburn								DID NOT PLAY										W	24-14
09/28	Texas A&M								DID NOT PLAY										L	17-21
10/05	Tennessee								DID NOT PLAY										W	19-14
10/19	LSU								DID NOT PLAY										L	10-34
2024 totals			1-0	0	0	0	0.0	0.0	0.0	0	0	0	0/0	0.0	0	0	0	0	0	4-3



DONEIKO SLAUGHTER

(duh-NEE-ko)

High School: Roswell HS
Previous School: Tennessee
Hometown: Roswell, Ga.
Height: 6'0"
Weight: 190lbs
Class: Senior

3

DB

- ▶ Transferred from Tennessee where he spent the 2020-23 seasons
- ▶ Has led Arkansas in tackles the past two games
- ▶ Registered an interception in a win at Auburn (Sept. 21)

- ▶ Has appeared in 52 games with 22 starts
- ▶ Led all players with a career-best 11 tackles against Georgia (Nov. 18, 2023)
- ▶ Led the team in pass breakups with seven and tallied one interception and one fumble recovery (2022)

ALL DEFENSIVE STATISTICS

DATE	TEAM	GP	GS	TACKLES							INTERCEPTIONS					O. FUMB				ST				MISC								
				TK	S	A	TFL	YDS	SK	YDS	QH	NO	YDS	LG	TD	PD	FF	FR	TD	YDS	TK	S	A	FF	FR	S	A					
2020	Tennessee	10	1	8	4	4	1.0	8.0	1.0	8.0	0	0	0	0	0	0	0	0	0	0	0	0	0	0	0	0	0	0	0	0	0	0
2021	Tennessee	11	0	16	12	4	3.0	20.0	1.0	8.0	1	0	0	0	0	0	0	0	0	0	0	0	0	0	0	0	0	0	0	0	0	0
2022	Tennessee	12	7	31	24	7	0.5	1.0	0.0	0.0	0	1	0	0	0	7	0	1	0	0	0	0	0	0	0	0	0	0	0	0	0	0
2023	Tennessee	12	7	32	26	6	1.0	9.0	1.0	9.0	0	0	0	0	0	1	0	0	0	0	0	0	0	0	0	0	0	0	0	0	0	0
2024	Arkansas	7	7	45	28	17	2.0	8.0	1.0	6.0	0	1	0	0	0	4	0	0	0	0	0	0	0	0	0	0	0	0	0	0	0	0
Totals		52	22	132	94	38	7.5	46.0	4.0	31.0	1	2	0	0	0	12	0	1	0	0	0	0	0	0	0	0	0	0	0	0	0	0

SINGLE-GAME HIGHS: DEFENSIVE

Total Tackles	11 vs. Georgia, Nov 18, 2023 10 vs. LSU, Oct 19, 2024 9 at Auburn, Sep 21, 2024	Fumble Recoveries	1 vs. Missouri, Nov 12, 2022 2 at Auburn, Sep 21, 2024
Solo Tackles	8 at Auburn, Sep 21, 2024 ...1 more at 8.	Tackles For Loss	1 vs. UConn, Nov 04, 2023 ...4 more at 1.
Sacks	1.0 at Auburn, Sep 21, 2024 ...3 more at 1.0.	Interceptions	1 at Auburn, Sep 21, 2024 ...1 more at 1.
Passes Defensed	3 at Clemson, Dec 30, 2022 2 at Oklahoma St., Sep 07, 2024 1 vs. Tennessee, Oct 05, 2024 ...6 more at 1.		

2024 GAME-BY-GAME ALL STATISTICS (ARKANSAS)

DATE	OPPONENT	P/S	TACKLES							INTERCEPTIONS					O. FUMB				ST				MISC		SCORE								
			TK	S	A	SK	YDS	TFL	YDS	QH	NO	YDS	LG	TD	PD	FF	FR	TD	YDS	TK	S	A	FF	FR		S	A	W/L					
08/29	Ark.-Pine Bluff	S	2	1	1	0.0	0.0	0.0	0.0	0.0	0	0	0	0	0	0	0	0	0	0	0	0	0	0	0	0	0	0	0	0	0	W	70-0
09/07	at Oklahoma St.	S	6	5	1	0.0	0.0	0.0	0.0	0.0	0	0	0	0	2	0	0	0	0	0	0	0	0	0	0	0	0	0	0	0	L	31-39	
09/14	UAB	S	7	2	5	0.0	0.0	0.0	0.0	0.0	0	0	0	0	1	0	0	0	0	0	0	0	0	0	0	0	0	0	0	0	W	37-27	
09/21	at Auburn	S	9	8	1	1.0	6.0	2.0	8.0	0	1	0	0	0	0	0	0	0	0	0	0	0	0	0	0	0	0	0	0	0	W	24-14	
09/28	Texas A&M	S	3	2	1	0.0	0.0	0.0	0.0	0.0	0	0	0	0	0	0	0	0	0	0	0	0	0	0	0	0	0	0	0	0	L	17-21	
10/05	Tennessee	S	8	4	4	0.0	0.0	0.0	0.0	0.0	0	0	0	0	1	0	0	0	0	0	0	0	0	0	0	0	0	0	0	0	W	19-14	
10/19	LSU	S	10	6	4	0.0	0.0	0.0	0.0	0.0	0	0	0	0	0	0	0	0	0	0	0	0	0	0	0	0	0	0	0	0	L	10-34	
2024 totals		7-7	45	28	17	1.0	6.0	2.0	8.0	0	1	0	0	0	4	0	0	0	0	0	0	0	0	0	0	0	0	0	0	0	4-3		



- ▶ Recorded first career sack and career-high five tackles in win over UAB (Sept. 14)
- ▶ Registered 16 total tackles, including 1.5 for loss in addition to a fumble recovery and interception (2023).
- ▶ Picked off a pass in his collegiate debut vs. Western Carolina (Sept. 2, 2023), returning it 85 yards for a touchdown.

- ▶ Earned his first career start vs. Kent State (Sept. 9, 2023), making three tackles
- ▶ Recorded a season-best four tackles vs. Texas A&M (Sept. 30, 2023) and recovered a fumble.
- ▶ A consensus three-star prospect out of Klein Forest High School in Houston, Texas

ALL DEFENSIVE STATISTICS

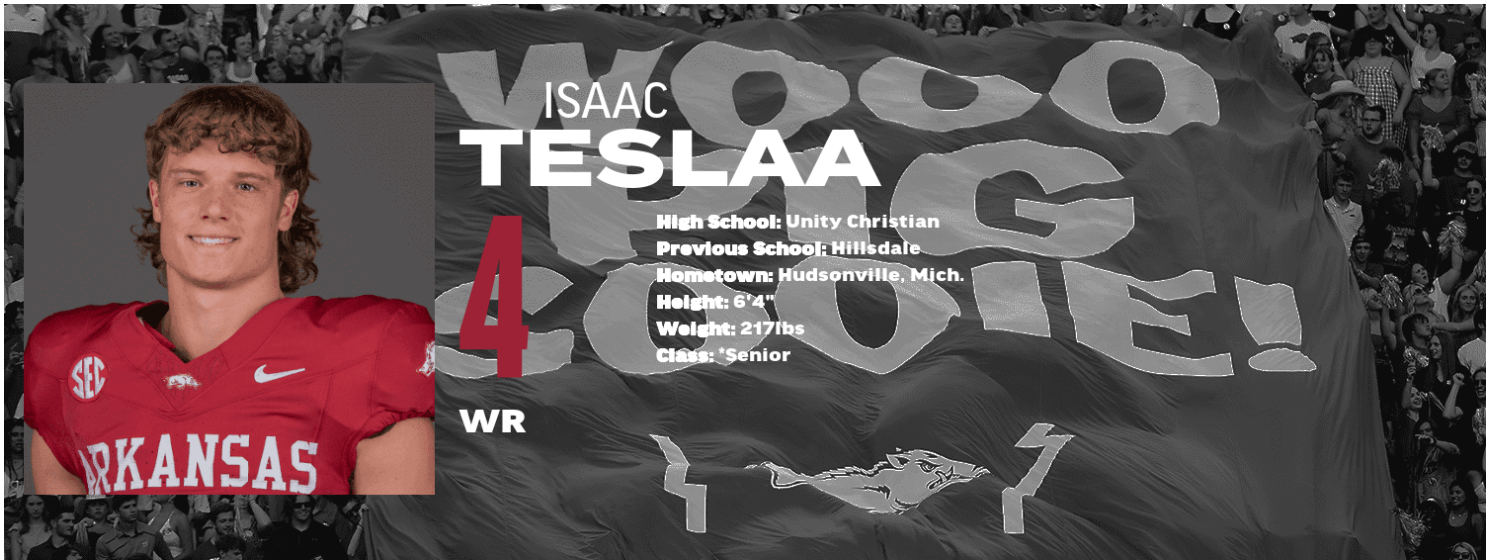
DATE	TEAM	GP	GS	TK	S	A	TACKLES					INTERCEPTIONS					O. FUMB					ST				MISC				
							TFL	YDS	SK	YDS	QH	NO	YDS	LG	TD	PD	FF	FR	TD	YDS	TK	S	A	FF	FR	S	A			
2023	Arkansas	11	1	16	7	9	1.5	6.0	0.0	0.0	0	1	85	85	1	0	0	1	0	0	0	0	0	0	0	0	0	0	0	0
2024	Arkansas	7	3	22	10	12	1.5	8.0	1.0	7.0	1	0	0	0	0	0	0	0	0	0	0	0	0	0	0	0	0	0	0	
Totals		18	4	38	17	21	3.0	14.0	1.0	7.0	1	1	85	85	1	0	0	1	0	0	0	0	0	0	0	0	0	0	0	

SINGLE-GAME HIGHS: DEFENSIVE

Total Tackles	5 vs. UAB, Sep 14, 2024 4 at Texas A&M, Sep 28, 2024 ...2 more at 4.	Tackles For Loss	1 vs. UAB, Sep 14, 2024 ...1 more at 1.
Solo Tackles	4 at Texas A&M, Sep 28, 2024 2 at Auburn, Sep 21, 2024 ...3 more at 2.	Interceptions	1 vs. Western Caro., Sep 02, 2023
Sacks	1.0 vs. UAB, Sep 14, 2024	Interception Return Yards	85 vs. Western Caro., Sep 02, 2023
Fumble Recoveries	1 at Texas A&M, Sep 30, 2023		

2024 GAME-BY-GAME ALL STATISTICS (ARKANSAS)

DATE	OPPONENT	P/S	TK	S	A	TACKLES					INTERCEPTIONS					O. FUMB					ST				MISC		W/L	SCORE			
						SK	YDS	TFL	YDS	QH	NO	YDS	LG	TD	PD	FF	FR	TD	YDS	TK	S	A	FF	FR	S	A					
08/29	Ark.-Pine Bluff	S	4	0	4	0.0	0.0	0.5	1.0	0	0	0	0	0	0	0	0	0	0	0	0	0	0	0	0	0	0	0	0	W	70-0
09/07	at Oklahoma St.	S	3	1	2	0.0	0.0	0.0	0.0	0	0	0	0	0	0	0	0	0	0	0	0	0	0	0	0	0	0	0	L	31-39	
09/14	UAB	S	5	2	3	1.0	7.0	1.0	7.0	0	0	0	0	0	0	0	0	0	0	0	0	0	0	0	0	0	0	0	W	37-27	
09/21	at Auburn	P	3	2	1	0.0	0.0	0.0	0.0	0	0	0	0	0	0	0	0	0	0	0	0	0	0	0	0	0	0	0	W	24-14	
09/28	Texas A&M	P	4	4	0	0.0	0.0	0.0	0.0	0	0	0	0	0	0	0	0	0	0	0	0	0	0	0	0	0	0	L	17-21		
10/05	Tennessee	P	3	1	2	0.0	0.0	0.0	0.0	1	0	0	0	0	0	0	0	0	0	0	0	0	0	0	0	0	0	W	19-14		
10/19	LSU	P	0	0	0	0.0	0.0	0.0	0.0	0	0	0	0	0	0	0	0	0	0	0	0	0	0	0	0	0	0	L	10-34		
2024 totals		7-3	22	10	12	1.0	7.0	1.5	8.0	1	0	0	0	0	0	0	0	0	0	0	0	0	0	0	0	0	0	0	4-3		



- Led Arkansas with 120 yards receiving, including a 75-yard TD reception vs. Texas A&M (Sept. 28)
- Debuted as a Razorback with three catches for 66 yards and a score vs. Western Carolina (Sept. 2, 2023)

- Transferred from Hillsdale College following the 2022 season
- Named one of the top available transfers following the 2022 season by The Athletic.
- Appeared on Bruce Feldman's 2023 Freak's List after posting a 315-pound bench, 38-inch vertical and 10-5 broad jump

ALL RUSHING/RECEIVING STATISTICS

DATE	TEAM	GP	GS	NO.	RECEIVING				TD	NO.	RUSHING			
					YDS.	AVG.	LG	YDS.			AVG.	LG	TD	
2020	Hillsdale	3	0	5	93	18.6	51	0	0	0	0.0	0	0	
2021	Hillsdale	12	10	45	698	15.5	81	6	0	0	0.0	0	0	
2022	Hillsdale	11	11	68	1,325	19.5	76	13	0	0	0.0	0	0	
2023	Arkansas	12	12	34	351	10.3	36	2	1	0	0.0	0	0	
2024	Arkansas	7	1	10	219	21.9	75	1	0	0	0.0	0	0	
Totals		45	34	162	2,686	16.6	81	22	1	0	0.0	0	0	

SINGLE-GAME HIGHS: RUSHING/RECEIVING

Rush Attempts	1 vs. BYU, Sep 16, 2023	All-Purpose Yards	193 at Findlay, Oct 23, 2021
Receptions	10 at Truman St., Sep 18, 2021		189 vs. Walsh, Sep 10, 2022
	9 at Findlay, Oct 23, 2021		177 at Missouri S&T, Sep 24, 2022
	8 at Ohio Dominican, Nov 12, 2022	Kickoff Returns	1 at Tiffin, Oct 02, 2021
	...2 more at 8.	Kickoff Return Yards	20 at Tiffin, Oct 02, 2021
Receiving Yards	193 at Findlay, Oct 23, 2021	Punt Return Yards	1 vs. Truman St., Sep 17, 2022
	189 vs. Walsh, Sep 10, 2022	Punt Returns	1 vs. Truman St., Sep 17, 2022
	177 at Missouri S&T, Sep 24, 2022		...1 more at 1.
Receiving Average	27.7 vs. UIndy, Sep 11, 2021		
	24.3 vs. Michigan Tech, Nov 05, 2022		
	24.0 at Texas A&M, Sep 28, 2024		
Receiving TDs	3 vs. Walsh, Sep 10, 2022		
	2 vs. Michigan Tech, Nov 05, 2022		
	...4 more at 2.		

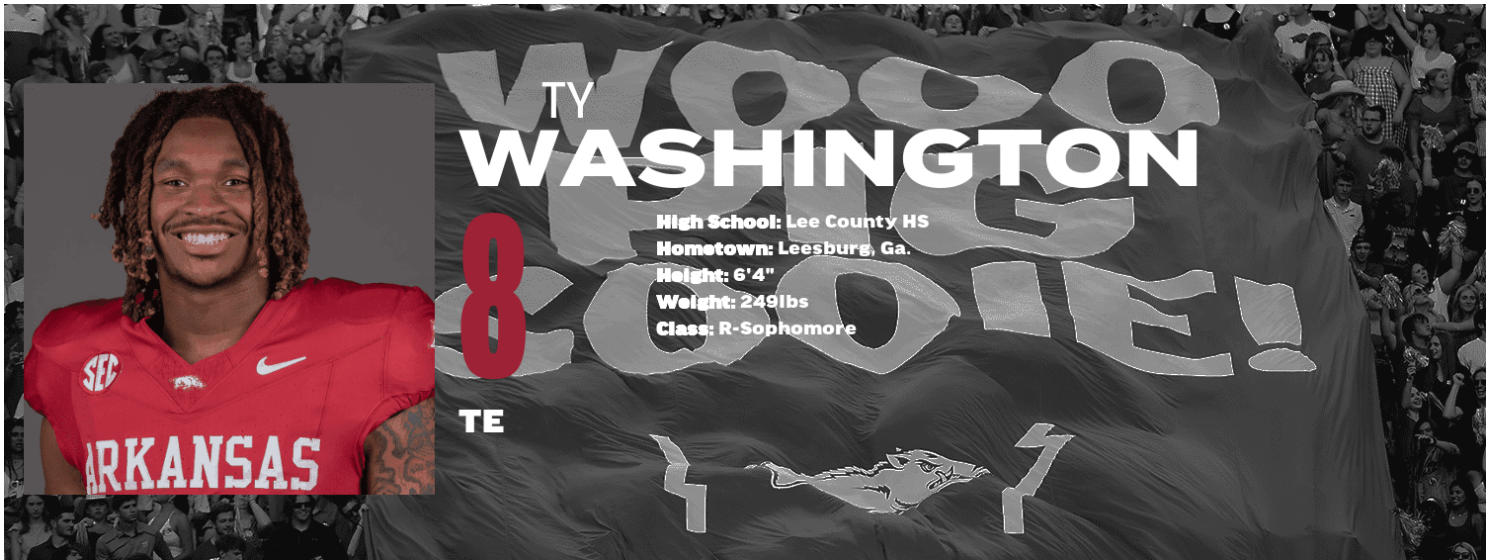
100-YARD RECEIVING GAMES (10): ALL

DATE	TEAM	NO.	YDS.	AVG.	LG	TD
09/11/21	UINDY	6	166	27.7	63	1
10/23/21	at Findlay	9	193	21.4	81	2
09/03/22	at Lake Erie	7	157	22.4	70	2
09/10/22	WALSH	8	189	23.6	53	3
09/24/22	at Missouri S&T	8	177	22.1	76	2
10/22/22	FINDLAY	6	107	17.8	46	2
10/29/22	ASHLAND	6	116	19.3	41	0
11/05/22	MICHIGAN TECH	6	146	24.3	42	2
11/12/22	at Ohio Dominican	8	148	18.5	42	0
09/28/24	at Texas A&M	5	120	24.0	75	1

Game 8: Mississippi State

2024 GAME-BY-GAME ALL STATISTICS (ARKANSAS)

DATE	OPPONENT	P/S	NO.	RECEIVING				RUSHING				W/L	SCORE	
				YDS.	AVG.	LG	TD	NO.	YDS.	AVG.	LG			TD
08/29	Ark.-Pine Bluff	S	3	53	17.7	28	0	0	0	0.0	0	0	W	70-0
09/07	at Oklahoma St.	P	1	32	32.0	32	0	0	0	0.0	0	0	L	31-39
09/14	UAB	P	0	0	0.0	0	0	0	0	0.0	0	0	W	37-27
09/21	at Auburn	P	0	0	0.0	0	0	0	0	0.0	0	0	W	24-14
09/28	Texas A&M	P	5	120	24.0	75	1	0	0	0.0	0	0	L	17-21
10/05	Tennessee	P	0	0	0.0	0	0	0	0	0.0	0	0	W	19-14
10/19	LSU	P	1	14	14.0	14	0	0	0	0.0	0	0	L	10-34
2024 totals		7-1	10	219	21.9	75	1	0	0	0.0	0	0	4-3	



High School: Lee County HS
Hometown: Leesburg, Ga.
Height: 6'4"
Weight: 249lbs
Class: R-Sophomore

- ▶ Scored a TD on a 23-yard pass from Taylen Green vs. UAPB (Aug. 29)
- ▶ Started three games and appeared in nine before suffering a season-ending shoulder injury in 2023
- ▶ Had a career-high 7 catches for 90 yards and 2 TD at Ole Miss (Oct. 7, 2023)

- ▶ Caught 11 passes for 170 yards and two TDs, in four-game stretch (2023)
- ▶ Caught first collegiate pass in the Auto Zone Liberty Bowl victory over Kansas (Dec. 28, 2022) a 17-yard TD
- ▶ Consensus three-star prospect according to 247Sports, Rivals and ESPN

ALL RUSHING/RECEIVING STATISTICS

DATE	TEAM	GP	GS	RECEIVING					RUSHING				
				NO.	YDS.	AVG.	LG	TD	NO.	YDS.	AVG.	LG	TD
2022	Arkansas	4	0	1	17	17.0	17	1	0	0	0.0	0	0
2023	Arkansas	9	3	11	170	15.5	34	2	0	0	0.0	0	0
2024	Arkansas	6	1	2	25	12.5	23	1	0	0	0.0	0	0
Totals		19	4	14	212	15.1	34	4	0	0	0.0	0	0

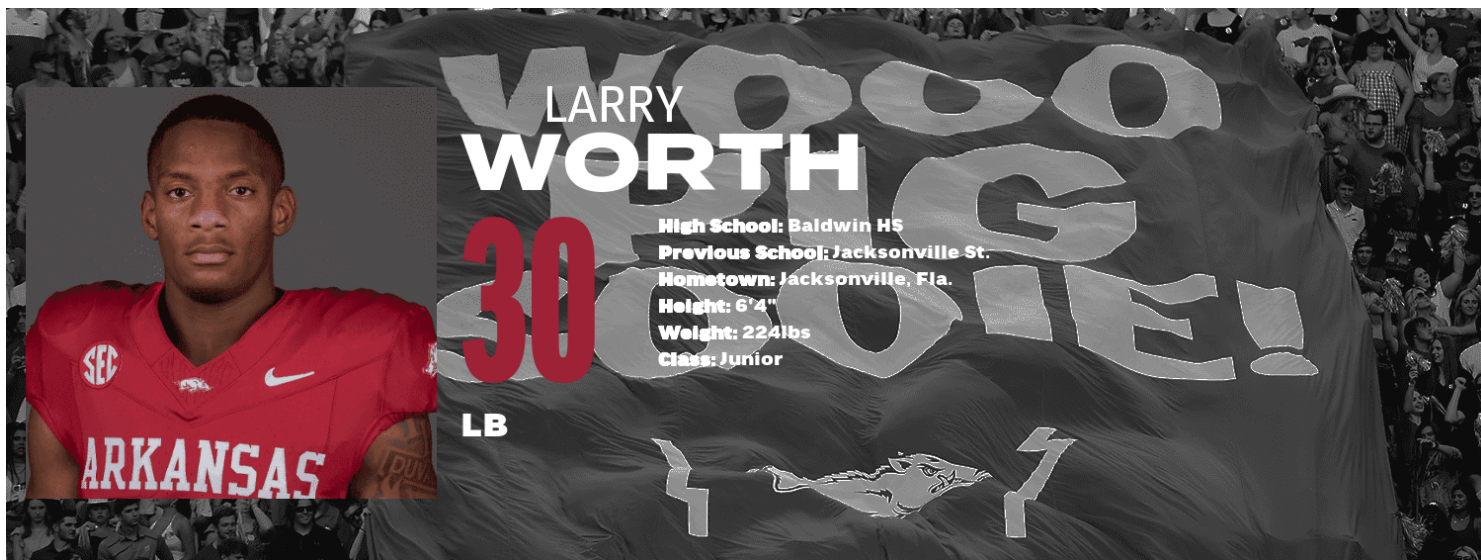
SINGLE-GAME HIGHS: RECEIVING

Receptions	7 at Ole Miss, Oct 07, 2023 2 at Florida, Nov 04, 2023 1 at Auburn, Sep 21, 2024 ...4 more at 1.	Receiving TDs	2 at Ole Miss, Oct 07, 2023 1 vs. Ark.-Pine Bluff, Aug 29, 2024 ...1 more at 1.
Receiving Yards	90 at Ole Miss, Oct 07, 2023 37 at Florida, Nov 04, 2023 24 at Alabama, Oct 14, 2023	All-Purpose Yards	90 at Ole Miss, Oct 07, 2023 37 at Florida, Nov 04, 2023 24 at Alabama, Oct 14, 2023
Receiving Average	12.9 at Ole Miss, Oct 07, 2023		

2024 GAME-BY-GAME ALL STATISTICS (ARKANSAS)

DATE	OPPONENT	P/S	NO.	RECEIVING				RUSHING				W/L	SCORE	
				YDS.	AVG.	LG	TD	NO.	YDS.	AVG.	LG			TD
08/29	Ark.-Pine Bluff	P	1	23	23.0	23	1	0	0	0.0	0	0	W	70-0
09/07	at Oklahoma St.	P	0	0	0.0	0	0	0	0	0.0	0	0	L	31-39
09/14	UAB	P	0	0	0.0	0	0	0	0	0.0	0	0	W	37-27
09/21	at Auburn	P	1	2	2.0	2	0	0	0	0.0	0	0	W	24-14
09/28	Texas A&M	S	0	0	0.0	0	0	0	0	0.0	0	0	L	17-21
10/05	Tennessee	P	0	0	0.0	0	0	0	0	0.0	0	0	W	19-14
10/19	LSU						DNP						L	10-34
2024 totals		6-1	2	25	12.5	23	1	0	0	0.0	0	0	4-3	

Game 8: Mississippi State



- ▶ Transferred from Jacksonville State where he spent his freshman and sophomore seasons.
- ▶ Saw action in 22 games during his two seasons, including four starts at nickelback in 2023

- ▶ Was fifth on Jax State in total tackles (63) and second in sacks (4) in 2023.
- ▶ Posted a career-high 12 tackles, including two for loss and a sack during the New Orleans Bowl against Louisiana.
- ▶ Played receiver in high school before walking on at Jacksonville State where he transitioned to the defensive side of the ball, playing nickel and safety.

ALL DEFENSIVE STATISTICS

DATE	TEAM	GP	GS	TK	S	A	TACKLES					INTERCEPTIONS					O. FUMB					ST					MISC										
							TFL	YDS	SK	YDS	QH	NO	YDS	LG	TD	PD	FF	FR	TD	YDS	TK	S	A	FF	FR	S	A	FF	FR	S	A						
2022	Jacksonville St.	9	0	20	10	10	2.0	6.0	0.0	0.0	0	0	0	0	0	0	1	1	0	0	0	0	0	0	0	0	0	0	0	0	0	0	0	0	0	0	0
2023	Jacksonville St.	13	5	63	28	35	6.0	36.0	3.0	26.0	3	1	0	0	0	2	1	1	0	0	0	0	0	0	0	0	0	0	0	0	0	0	0	0	0		
2024	Arkansas	7	1	13	5	8	0.5	2.0	0.5	2.0	0	0	0	0	0	1	0	0	0	0	0	0	0	0	0	0	0	0	0	0	0	0	0	0	0		
Totals		29	6	96	43	53	8.5	44.0	3.5	28.0	3	1	0	0	0	4	2	1	0	0	0	0	0	0	0	0	0	0	0	0	0	0	0	0	0		

SINGLE-GAME HIGHS: DEFENSIVE

Total Tackles	12 at Louisiana, Dec 16, 2023 7 vs. Tennessee, Oct 05, 2024 ...3 more at 7.	Forced Fumbles	1 vs. UTEP, Aug 26, 2023 ...1 more at 1.
Solo Tackles	6 at New Mexico St., Nov 25, 2023 4 at Louisiana, Dec 16, 2023 ...1 more at 4.	Fumble Recoveries	1 at Middle Tenn., Oct 04, 2023
Sacks	1.5 vs. UTEP, Aug 26, 2023 1.0 at Louisiana, Dec 16, 2023 0.5 vs. Tennessee, Oct 05, 2024 ...1 more at 0.5.	Tackles For Loss	2 at Louisiana, Dec 16, 2023 1.5 vs. UTEP, Aug 26, 2023 ...1 more at 1.5.
Passes Defensed	1 vs. LSU, Oct 19, 2024 ...3 more at 1.	Interceptions	1 vs. Eastern Mich., Sep 23, 2023

2024 GAME-BY-GAME ALL STATISTICS (ARKANSAS)

DATE	OPPONENT	P/S	TACKLES					INTERCEPTIONS					O. FUMB					ST					MISC						
			TK	S	A	SK	YDS	TFL	YDS	QH	NO	YDS	LG	TD	PD	FF	FR	TD	YDS	TK	S	A	FF	FR	S	A	W/L	SCORE	
08/29	Ark.-Pine Bluff	P	0	0	0	0.0	0.0	0.0	0	0	0	0	0	0	0	0	0	0	0	0	0	0	0	0	0	0	0	W	70-0
09/07	at Oklahoma St.	P	1	0	1	0.0	0.0	0.0	0	0	0	0	0	0	0	0	0	0	0	0	0	0	0	0	0	0	L	31-39	
09/14	UAB	P	0	0	0	0.0	0.0	0.0	0	0	0	0	0	0	0	0	0	0	0	0	0	0	0	0	0	0	W	37-27	
09/21	at Auburn	P	0	0	0	0.0	0.0	0.0	0	0	0	0	0	0	0	0	0	0	0	0	0	0	0	0	0	0	W	24-14	
09/28	Texas A&M	P	1	0	1	0.0	0.0	0.0	0	0	0	0	0	0	0	0	0	0	0	0	0	0	0	0	0	0	L	17-21	
10/05	Tennessee	S	7	3	4	0.5	2.0	0.5	2.0	0	0	0	0	0	0	0	0	0	0	0	0	0	0	0	0	0	W	19-14	
10/19	LSU	P	4	2	2	0.0	0.0	0.0	0	0	0	0	0	1	0	0	0	0	0	0	0	0	0	0	0	0	L	10-34	
2024 totals		7-1	13	5	8	0.5	2.0	0.5	2.0	0	0	0	0	0	1	0	0	0	0	0	0	0	0	0	0	0	4-3		

WEEKLY MEDIA SCHEDULE: LSU

<p>20 SUN</p> <p>No media availability</p>	<p>21 MON</p> <p>Noon Presser: Coach Pittman</p>	<p>22 TUES</p> <p>6:30 p.m. Zoom: Student-Athletes</p>	<p>23 WED</p> <p>10:40 a.m. SEC Teleconference: Coach Pittman</p> <p>7 p.m. <i>Sam Pittman Live</i></p>	<p>24 THUR</p> <p>No media availability</p>	<p>25 FRI</p> <p>No media availability</p>	<p>26 SAT</p> <p>Gameday Mississippi State Kickoff - 11:45 a.m. TV - SEC Network</p> <p>Postgame Presser Coach Pittman & Student-Athletes</p>
---	---	---	--	--	---	--

ARKANSAS COMMUNICATIONS



KYLE PARKINSON
Associate AD/Communications
Cell(479) 387-4753
Email.....kparkin@uark.edu
Twitter.....@TheOtherKP



OLIVER GRIGG
Assistant Director/Communications
Cell(479) 502-6577
Email.....ogrigg@uark.edu
Twitter.....@Oliver_Grigg



HUNTER CORNELIUSSEN
Assistant Director/Communications
Cell(479) 380-2194
Email.....hc068@uark.edu
Twitter.....@HunterCor

Office: (479) 575-2751
Fax: (479) 575-7481
Fayetteville Press Box: (479) 575-6622
Little Rock Press Box: (501) 663-0514
Mailing Address:

Arkansas Communications
P.O. Box 7777
Fayetteville, AR 72701

Overnight/Physical Address:
University of Arkansas
Arkansas Communications
350 N Razorback Road
Fayetteville, AR 72701

GAME CREDENTIAL REQUESTS

All requests for media and/or photo credentials must be made online at SportsSystems.com/Arkansas. Requests should be made at least 10 days in advance. Credentials must be requested and will be granted on a game-by-game basis only. No multi-game or full season credentials will be issued.

Credentials will not be mailed. They may be picked up beginning three hours prior to kickoff at the media will call station at the base of the elevator at both Donald W. Reynolds Razorback Stadium in Fayetteville and War Memorial Stadium in Little Rock. Photo identification is required when picking up credentials

ARKANSAS FTP SITE

An FTP site is available for members of the media. For more information concerning the FTP site, contact Michelle Glover (mgllover@uark.edu).

SEC COACHES TELECONFERENCE

In conjunction with the Southeastern Conference, head coach Sam Pittman will participate each week in the league's teleconference of football coaches. The teleconferences will be conducted each Wednesday from Aug. 28 to Nov. 20 from 10 a.m. to 12:40 p.m. CT.

Accredited media members only may access the broadcast-quality teleconference. Callers may participate in the question-and-answer session with an individual coach or all SEC coaches. For more information and the teleconference number, contact the SEC Media Relations Office at (205) 458-3000.

10:00 a.m.	Brian Kelly, LSU
10:10 a.m.	Kirby Smart, Georgia
10:20 a.m.	Billy Napier, Florida
10:30 a.m.	Brent Venables, Oklahoma
10:40 a.m.	Sam Pittman, Arkansas
10:50 a.m.	Josh Heupel, Tennessee
11:00 a.m.	Kalen DeBoer, Alabama
11:10 a.m.	Shane Beamer, South Carolina
11:20 a.m.	Elijah Drinkwitz, Missouri
11:30 a.m.	Mike Elko, Texas A&M
11:40 a.m.	Mark Stoops, Kentucky
11:50 a.m.	Jeff Leiby, Mississippi State
Noon	Lane Kiffin, Ole Miss
12:10 p.m.	Hugh Freeze, Auburn
12:20 p.m.	Clark Lea, Vanderbilt
12:30 p.m.	Steve Sarkisian, Texas

SAM PITTMAN LIVE

"Sam Pittman Live," Coach Pittman's weekly radio show, airs on Wednesday nights starting at 7 p.m. For the 15th straight year, the one-hour radio show will be broadcast live from the Catfish Hole.

The show will be carried throughout the state of Arkansas on the Razorback Sports Network and locally in Fayetteville on 105.3 FM, 99.5 FM, 92.1 FM & 1290 AM.

RAZORBACK FOOTBALL WITH SAM PITTMAN

"Razorback Football with Sam Pittman" is the official television coach's show of Razorback football. The one-hour show will air statewide and throughout the region on numerous television affiliates.

12 shows will air throughout the season on the following stations: KATV (Sunday at 10:30 p.m.), KFSM (Sunday at 10:30 p.m.) and KNXW (Sunday at 9:30 p.m.).

RADIO AFFILIATES

Batesville.....	KWOZ-FM	103.3
Camden.....	KCXY-FM	95.3
Camden.....	KAMD-FM	97.1
Crossett.....	KAGH-FM.....	104.9
Crossett.....	KAGH-AM	800
DeQueen.....	KDQN-FM	92.1
DeWitt.....	KDEW-FM	97.3
El Dorado.....	KMRX-FM	96.1
Fayetteville.....	KQSM-FM	92.1
Fayetteville.....	KAKS-FM.....	99.5
Fayetteville.....	K237GR.....	95.3
Forrest City.....	KBFC-FM	93.5
Fort Smith.....	KERX-FM	95.3
Glenwood.....	KHGZ-FM.....	98.9
Glenwood.....	KHGZ-AM	670
Hot Springs/Mena.....	KTTG-FM.....	96.3
Jonesboro.....	KEGI-FM	100.5
Joplin, Mo.....	KHST-FM	101.7
Little Rock.....	KABZ-FM	103.7
Magnolia.....	KZHE-FM	100.5
Marshall.....	KBCN-FM.....	104.3
Mena.....	KENA-FM.....	104.1
Monett, Mo.....	KKBL-FM	95.9
Monticello.....	KGPO-FM.....	99.9
Morrilton.....	KCON-FM.....	99.3
Mountain Home.....	KOMT-FM	93.5
Ozark.....	KDYN-FM.....	96.7
Ozark.....	KDYN-AM	1540
Searcy.....	KRZS-FM	99.1
Texarkana.....	KKTK-AM.....	1400
Tulsa, Okla.....	KYAL-FM	99.9
Tulsa, Okla.....	KYAL-AM.....	1550
Wynne.....	KWYN-FM	92.5